



REGULAR SEASON GAME #9 - SUNDAY, NOVEMBER 14, 2021

DALLAS COWBOYS VS. ATLANTA FALCONS

AT&T STADIUM - ARLINGTON, TX. - 12:00 P.M. (CST)

DELIVERED BY UPS:



QUICK FACTS:

DALLAS COWBOYS (6-2)
vs.
ATLANTA FALCONS (4-4)



Regular Season Series Record:
Dallas leads the series 16-11

Last Meeting:
@ Dallas 40, Atlanta 39, Sept. 20, 2020

Last Meeting in Dallas:
Dallas 40, Atlanta 39, Sept. 20, 2020

Last Cowboys Win:
@ Dallas 40, Atlanta 39, Sept. 20, 2020

Series Streak:
Dallas has won the last two matchups.

FOX SPORTS/FOX4 DFW

Play-By-Play: Kevin Burkhardt
Analyst: Greg Olsen
Sideline Reporter: Pam Oliver

KMVK-FM 107.5 Mega

Play-By-Play: Victor Villalba
Analyst: Luis Perez
Sideline Reporter: Carlos Nava

KRLD-FM 105.3 THE FAN

Play-By-Play: Brad Sham
Analyst: Babe Laufenberg
Sideline Reporter: Kristi Scales

COMPASS MEDIA (National)

Play-By-Play: Kevin Ray
Analyst: Danny White

★ **COWBOYS PR ON TWITTER** ★

The official Twitter account of the Dallas Cowboys Public Relations team (@DallasCowboysPR) will provide pertinent stats, information, transactions, game updates and more throughout the week and on gameday. Follow us for the most up-to-date info related to the Cowboys organization.

★ **BY THE NUMBERS** ★

5

Dak Prescott currently has an active streak of five consecutive games with multiple touchdown passes, tying the longest streak of his career. The five-game clip is the third-longest active streak in the NFL and is tied for the fifth-longest in Cowboys history

26

Ezekiel Elliott has scored 26 touchdowns to give the Cowboys a lead in a game since his rookie season in 2016 - the third-most go ahead touchdowns of any non-passer in the NFL.

142

Dallas has scored 142 touchdowns in 44 games at home versus 105 touchdowns in 44 games on the road since the start of the 2016 season. Dallas' 142 touchdowns at AT&T Stadium rank third in the NFL over that span.

★ TABLE OF CONTENTS ★

Radio and TV broadcast info	1
Dallas Cowboys media schedule	1
Dallas Cowboys OMG info	1
Cowboys PR contact info	1
Dallas Cowboys 2021 schedule	2
DallasCowboys.com	2
Cowboys Round Up Week 10	3
NFC Defensive Player of the Month Graphic	4
What to watch for	5
Mike McCarthy Facts and Figures	6
2021 Coaching Staff	6
Mike McCarthy coaching record	7
Head coach bios	7
2021 NFL Draft	8
2021 free agency	8
Team Captains	8
Player highlights	9
Series history	9
AT&T Stadium stats and figures	10
A Championship Tradition	11
Pro Bowl Numbers	11
Individual Notes	12-37
Dak Prescott	12-19
Ezekiel Elliott	20-25
Tony Pollard	25
Amari Cooper	26-27
CeeDee Lamb/Wide Receivers	27-29
Offensive Notes	30-31
Micah Parsons/Randy Gregory	32
DeMarcus Lawrence	33
Trevon Diggs	34-35
Defensive Notes	36
Greg Zuerlein	37
Special Teams Notes	37
2021 Regular Season Stats	38
2021 Defensive Stats	39
2021 Player Participation/Starters	40-42
Unofficial Depth Chart	43
Pronunciation Guide	43
Coaching Staff	43
Alphabetical Roster	44
Numerical Roster	45
Positional Roster	46
How The Cowboys Were Built	47
Contract Status	47
Contract Analysis	48
When The Cowboys Were Built	49
Transactions by Date	50-51
Transactions by Player	52-53
Non Media Guide Bios	54-58

★ DALLAS COWBOYS 2021 SCHEDULE ★

The Cowboys schedule currently features five games that will be broadcast nationally in primetime, including two from AT&T Stadium. In addition to the two primetime games at AT&T Stadium - one on ESPN and one on NBC - and the club's annual Thanksgiving Day national appearance (this year on CBS), the Cowboys will make three national appearances in primetime on the road, one on NBC Thursday night, one on NBC's Sunday Night Football, and once on Thursday night on Fox/NFL Network/Amazon.

The Cowboys play five games against teams that qualified for the 2020 playoffs - Kansas City, New Orleans, Tampa Bay and Washington (twice). Additionally, for the 19th time in the organization's history, second consecutive, the Cowboys will open and close the season on the road. This will be fifth time in the last 11 years Dallas opens and closes the year away (2011, 2012, 2018, 2020).

This season marks the seventh time - second time in the last three seasons - that the Cowboys will face both Super Bowl participants from the previous season:

Years	Teams	Years	Teams
2021	KC and TB*	1995	SD and SF*
2019	LAR and NE*	1973	MIA* and WAS
2015	NE* and SEA	1970	KC* and MIN
2010	IND and NO*		

* indicates Super Bowl champion

The NFL also introduced its expanded regular season in 2021 with a 17th game. This season pairs Dallas with its same place finisher from the AFC East (New England).

DATE	REGULAR SEASON (TV)	KICKOFF
Thurs., Sept. 9	@ Tampa Bay (NBC)	L, 29-31
Sun., Sept. 19	@ LA Chargers (CBS)	W, 20-17
Mon., Sept. 27	PHILADELPHIA (ESPN)	W, 41-21
Sun., Oct. 3	CAROLINA (FOX)	W, 36-28
Sun., Oct. 10	N.Y. GIANTS (FOX)	W, 44-20
Sun., Oct. 17	@ New England (CBS)	W, 35-29
Sun., Oct. 24	BYE	
Sun., Oct. 31	@ Minnesota (NBC)*	W, 20-16
Sun., Nov. 7	DENVER (FOX)	L, 16-30
Sun., Nov. 14	ATLANTA (FOX)	Noon
Sun., Nov. 21	@ Kansas City (FOX)	3:25 p.m.
Thurs., Nov. 25	LAS VEGAS (CBS)	3:30 p.m.
Thurs., Dec. 2	@ New Orleans (FOX/NFLN/Amazon)**	7:20 p.m.
Sun., Dec. 12	@ Washington (FOX)	Noon
Sun., Dec. 19	@ N.Y. Giants (FOX)	Noon
Sun., Dec. 26	WASHINGTON (NBC)*	7:20 p.m.
Sun., Jan. 2	ARIZONA (FOX)	Noon
Sun., Jan. 9	@ Philadelphia (FOX)	Noon

Home Games in BOLD
 Game times and television broadcasts are subject to change
 * Sunday night games in Weeks 5-17 subject to change, Week 18 game TBD
 ** NFL Network and Amazon simulcast subject to change

★ DALLASCOWBOYS.COM ★



The Dallas Cowboys official website is your one-stop shop for all breaking news, analysis and opinion, along with unique X's and O's breakdown featured in written content, videos and radio podcasts. DallasCowboys.com offers the best collection of timely articles, press conferences and videos, combined with the best spot to purchase tickets and order merchandise from the Cowboys Pro Shop. From the latest news to the latest apparel, there is no better place to visit than DallasCowboys.com.

To view the latest press conferences featuring coaches, player interviews from daily locker room sessions, radio interviews with Cowboys front office executives and Dallas Cowboys game highlights, visit <https://www.dallascowboys.com/all-media/>



@dallascowboys



/dallascowboys



@dallascowboys



@dallascowboys



Round Up

A look at this week's top storylines

**FOX NFL
SUNDAY**



Dallas Cowboys (6-2) vs. Atlanta Falcons (4-4) • November 14, 2021 12:00 p.m. CST

Player Spotlight

11 MICAH PARSONS

★ Micah Parsons has been extremely productive when unleashed on opposing quarterbacks in 2021, leading the Cowboys with 5.0 sacks on the year. Parsons 5.0 sacks are already tied for the third-most by any Cowboys rookie in a single season:

Most Sacks By a Cowboys Rookie		
Player	Season	Sacks
DeMarcus Ware	2005	8.0
Jimmie Jones	1990	7.5
Maliak Collins	2016	5.0
Micah Parsons	2021	5.0
Russell Maryland	1991	4.5

★ Parsons' 5.0 sacks through eight games are the most by a Cowboys rookie through the first eight games of season, and he is the third NFL rookie since 1999 to have at least 5.0 sacks and 10 tackles for loss in the first eight games of his rookie campaign:

NFL Rookies with 5.0 Sacks, 10 TFL in First Eight Games		
Player/Season	Sacks	TFL
Kendrell Bell, Pit (2001)	5.0	11
Nick Bosa, SF (2019)	7.0	11
Micah Parsons, Dal (2021)	5.0	10

★ Parsons' 5.0 sacks rank second among all league rookie defenders in 2021 behind only Azeez Ojulari (5.5 with NYG).



SCOUTING REPORT

32 The Dallas Cowboys offense has recorded only 32 negative plays on the season (14.0 sacks, 15 negative rushes and three negative pass plays) - the fewest negative plays by any offense in the league. Defensively, Dallas has forced its opponents into 48 negative offensive plays on the season.

25 Atlanta has recorded 25 big plays of 20-plus yards in 2021 - the second-fewest plays of 20-plus yards in the league. Conversely, Dallas ranks sixth among all offensive units with 40 plays of 20-plus yards this year.



7 TREVON DIGGS

NFC Defensive Player of the Month for September

TKL	INT	PBU
9	3	6

PICK-SIX
1



- Diggs is the first defensive back and third player overall to win the award in Cowboys history.
- Diggs had three interceptions in the first three games of 2021 - first Cowboys defender since Everson Walls (1985).



★ WHAT TO WATCH FOR IN WEEK 10 ★

4

DAK PRESCOTT

- * Prescott has tallied 19,679 career passing yards, the eighth-most in NFL history through 76 games. If Prescott reaches the 20,000-yard mark on Sunday, he would be the seventh player all-time to surpass 20,000 yards in his first 77 contests.
- * Prescott has nine career 400-yard passing games through his first six seasons, which ties Dan Marino for the most 400-yard performances in the first six seasons of an NFL career.
- * With two touchdown passes on Sunday, Prescott will record a career-best six consecutive games with multiple touchdown passes, which is the third-longest streak among active NFL quarterbacks and ties for fifth in team history.

7

TREVON DIGGS

- * Diggs has two pick-sixes in 2021. With another interception returned for a touchdown, Diggs would be the first player in Cowboys history - 25th in NFL history - with three pick-sixes in the same season.

11

MICAH PARSONS

- * Micah Parsons has burst on the scene with 5.0 sacks in 2021, the most by a Cowboys rookie through his first eight games. Parsons' 5.0 sacks are the second-most among NFL rookies in 2021, and DeMarcus Ware holds the franchise record for most sacks by a rookie with 8.0 in 2005.

19

AMARI COOPER

- * Amari Cooper, who has recorded 489 career receptions, is closing in on 500 catches in his seventh NFL season. He would be the 33rd wide receiver in NFL history with 500 receptions in his first seven seasons.
- * With 3,560 career receiving yards as a Cowboy, Cooper needs 28 yards against the Falcons to move past Terrell Owens (3,587) for 10th in team history in receiving yards.

21

EZEKIEL ELLIOTT

- * Ezekiel Elliott is known for his physical style of running and has punished opposing defenses in 2021, ranking fifth in the NFL with 399 yards after contact (3.12 per-carry), per *Pro Football Focus*.
- * With one more receiving touchdown, Elliott (11) will take sole possession of fourth in team history for career receiving touchdowns by a Cowboys running back, surpassing Timmy Newsome, Preston Pearson and Emmitt Smith.

27

JAYRON KEARSE

- * Jayron Kearsae leads the Cowboys with 49 tackles and is on pace to smash his career high of 56 tackles in a single season, which he set in Detroit in 2020. If Kearsae finishes the season as the team's leading tackler, he would be the first Cowboys safety to lead Dallas in tackles since Barry Church notched 110 tackles in 2014.

88

CEEDEE LAMB

- * CeeDee Lamb needs one receiving touchdown against Atlanta to become the fourth player in Cowboys history with 10 touchdown catches in the first 25 games of a career, joining Dez Bryant, Terrance Williams and Bob Hayes.
- * Lamb is known for his explosive playmaking ability and dynamic ball skills. The second-year wideout is tied with Mike Evans and Kyle Pitts for seventh in the NFL with 11 catches of 20-plus yards.



DALLAS COWBOYS

- * Dallas has recorded three pick-sixes through eight games in 2021, tying the 1985 and 2001 Cowboys teams for the most through eight games in team history. With one more interception returned for a touchdown, Dallas would tie the 1985, 1995 and 1999 teams for the most pick-sixes in a season in franchise history.
- * Through eight games in 2021, the Cowboys have shown their ability to produce explosive plays (10-plus yards) on offense. Dallas' 131 explosive plays (32 rushing and 99 passing) in 2021 are the second-most in the NFL, trailing only Kansas City's 133 explosive plays.

★ COWBOYS & AMERICAN AIRLINES ★

American Airlines



American Airlines, the Official Airline of the Dallas Cowboys, is the presenting partner of this upcoming Sunday's Cowboys-Falcons game. American Airlines will be providing Cowboys roller banners for guests upon arrival to the stadium. As part of the game day experience and the ongoing Salute to Service month, American Airlines is hosting 30 active military members today to thank the men and women for their service. These military members will enjoy a private charter to DFW and will include a VIP experience postgame on the field of AT&T Stadium. American Airlines is a proud partner of the Dallas Cowboys.

MIKE McCARTHY

**Head Coach
2020-21**



★ WINNING HEAD COACH ★

The Dallas Cowboys named Mike McCarthy the ninth head coach in franchise history on Jan. 5, 2020. Along with 13 years of head coaching experience and 13 additional years as an assistant coach in the NFL, McCarthy came to Dallas with a 125-77-2 regular season coaching record - all with the Green Bay Packers (2006-18).

After a 6-10 record in 2020 and a 6-2 start to 2021, he owns the sixth-most wins (26th all-time) and eighth-highest winning percentage among qualifying active NFL coaches. His teams have qualified for the postseason nine times, won six NFC North Division titles, made four NFC Championship Game appearances and took home a Super Bowl XLV championship.

Most Regular Season Wins by Active Head Coach

Coach	Years	Won	Loss	Tied	Pct
Bill Belichick.....	1991-2021	285	140	0	.671
Andy Reid.....	1999-2021	226	134	1	.627
Mike Tomlin.....	2007-2021	150	81	1	.649
Pete Carroll.....	1994-2021	148	99	1	.599
Sean Payton.....	2006-2021	148	84	0	.638
Mike McCarthy.....	2006-2021	137	89	2	.605
John Harbaugh.....	2008-2021	135	81	0	.625

★ 2021 COACHING STAFF ★

Mike McCarthy **Head Coach**
 Rob Davis..... Asst. Head Coach

Kellen Moore..... Offensive Coordinator
 Joe Philbin..... Offensive Line
 Jeff Blasko..... Asst. Offensive Line
 Adam Henry..... Wide Receivers
 Lunda Wells..... Tight Ends
 Skip Peete..... Running Backs
 Doug Nussmeier..... Quarterbacks
 Chase Haslett..... Quality Control - Offense

Dan Quinn..... Defensive Coordinator
 Aden Durde..... Defensive Line
 Leon Lett..... Asst. Defensive Line
 Scott McCurley..... Linebackers
 George Edwards..... Senior Defensive Assistant
 Joe Whitt Jr..... Passing Game Coord./Secondary
 Al Harris..... Defensive Backs
 Cannon Matthews..... Quality Control - Defense

John Fassel..... Special Teams Coordinator
 Matt Daniels..... Asst. Special Teams

Scott Tolzien..... Coaching Assistant

Harold Nash Jr..... Strength and Conditioning Coordinator
 Kendall Smith..... Asst. Strength and Conditioning
 Cedric Smith..... Asst. Strength and Conditioning

Ryan Feder..... Quality Control/Analytics
 Justin Rudd..... Video/Analytics
 Eric Simonelli..... Quality Control/Analytics
 Kyle Valero..... Quality Control/Analytics

★ TEAM RANKINGS ★

In 2021 Mike McCarthy has helped guide the Cowboys team to key finishes in several areas:

- 1st** Net Yards-Per-Game (434.3)
 - 2nd** Explosive Plays (10+ Yds - 131)
 - 4th** Third Down Conversions (46.1%)
 - 5th** TD Scoring Efficiency (29.9%)
 - 6th** Completion Percentage (68.4%)
-
- 14** Takeaways - tied for fifth in the NFL

★ McCARTHY'S RECORD WHEN... ★

Below is a look at McCarthy's head coaching record under several different circumstances:

Regular season.....	137-89-2
Postseason.....	10-8
Overall.....	147-97-2

	Regular	Post
September.....	32-18-1	
October.....	37-18	
November.....	26-33-1	
December.....	38-19	
January.....	4-2	9-8
February.....		1-0
Playing at home.....	80-32-2	5-3
Playing on the road.....	56-57	5-5
Playing at AT&T Stadium.....	8-5	2-0
Playing in prime time.....	31-32	3-1
Thursday.....	10-7	
Saturday.....	1-1	3-2
Sunday.....	117-70-2	7-6
Monday.....	9-10	
Tuesday.....	0-1	
Playing against the NFC East.....	19-14	5-2
Playing against the NFC.....	102-61-2	9-8
Playing against the AFC.....	33-25	1-0
Playing on grass surface.....	100-52-2	7-6
Playing on artificial surface.....	37-38	3-2
Post Bye.....	11-4	
Post Bye Home.....	4-1	
Post Bye Road.....	7-3	
When scoring 30-plus points.....	79-8	6-2
When team scores first.....	94-34-2	4-2
When team leads at halftime.....	106-21-1	9-2

★ McCARTHY'S HEAD COACHING RECORD AND COACHING EXPERIENCE ★

Year	Team	Regular Season				Result	Postseason			Result	McCarthy vs. NFL				
		W	L	T	Pct.		W	L	Pct.		Team	W	L	T	PCT.
2006	Green Bay.....	8	8	0	.500	2nd NFC North					Arizona	3	3	0	0.500
2007	Green Bay.....	13	3	0	.813	1st NFC North	1	1	.500	NFC Championship Game	Atlanta	4	4	0	0.500
2008	Green Bay.....	6	10	0	.375	3rd NFC North					Baltimore	2	2	0	0.500
2009	Green Bay.....	11	5	0	.688	2nd NFC North	0	1	.000	Wild Card Game	Buffalo	2	2	0	0.500
2010	Green Bay.....	10	6	0	.625	2nd NFC North	4	0	1.000	Super Bowl XLV	Carolina	4	3	0	0.571
2011	Green Bay.....	15	1	0	.938	1st NFC North	0	1	.000	Divisional Game	Chicago	18	7	0	0.720
2012	Green Bay.....	11	5	0	.688	1st NFC North	1	1	.500	Divisional Game	Cincinnati	2	2	0	0.500
2013	Green Bay.....	8	7	1	.531	1st NFC North	0	1	.000	Wild Card Game	Cleveland	3	1	0	.750
2014	Green Bay.....	12	4	0	.750	1st NFC North	1	1	.500	NFC Championship Game	Dallas	5	3	0	0.625
2015	Green Bay.....	10	6	0	.625	2nd NFC North	1	1	.500	Divisional Game	Denver	2	2	0	0.500
2016	Green Bay.....	10	6	0	.625	1st NFC North	2	1	.667	NFC Championship Game	Detroit	18	7	0	0.720
2017	Green Bay.....	7	9	0	.438	3rd NFC North					Houston	2	1	0	0.667
2018	Green Bay.....	4	7	1	.375						Indianapolis	1	2	0	0.333
2020	Dallas.....	6	10	0	.375	3rd NFC East					Jacksonville	2	1	0	0.667
2021	Dallas.....	6	2	0	.750						Kansas City	2	1	0	0.667
Totals		137	89	2	.605		10	8	.556		LA Chargers	4	0	0	1.000
						Year					LA Rams	5	3	0	0.625
						Position, Team					Miami	3	1	0	0.750
						1987-88.....	Graduate Assistant, Fort Hays State				Minnesota	17	9	2	0.654
						1989-91.....	Graduate Assistant, Pittsburgh				New England	2	3	0	0.400
						1992.....	Wide Receivers, Pittsburgh				New Orleans	2	4	0	0.333
						1993-94.....	Offensive Quality Control, Kansas City Chiefs				NY Giants	6	3	0	0.667
						1995-98.....	Quarterbacks, Kansas City Chiefs				NY Jets	2	1	0	0.667
						1999.....	Quarterbacks, Green Bay Packers				Oakland	3	0	0	1.000
						2000-04.....	Offensive Coordinator, New Orleans Saints				Philadelphia	6	3	0	0.667
						2005.....	Offensive Coordinator, San Francisco 49ers				Pittsburgh	0	4	0	0.000
						2006-18.....	Head Coach, Green Bay Packers				San Francisco	6	2	0	0.750
						2020-21.....	Head Coach, Dallas Cowboys				Seattle	5	5	0	0.500
											Tampa Bay	3	3	0	0.500
											Tennessee	1	2	0	0.333
											Washington	2	5	0	0.285
											Totals	137	89	2	0.605

★ HEAD COACHES ★

MIKE McCARTHY (137-89-2, 15th Year, 12-12 with Dallas)

The Dallas Cowboys named Mike McCarthy the ninth head coach in franchise history on Jan. 8, 2020, handing the reigns of the team to an innovative offensive mind with a championship pedigree.

McCarthy has 14 years of head coaching experience – 13 with Green Bay and one with Dallas – along with 13 years as an assistant coach in the NFL, including six as an offensive coordinator.

As a head coach, McCarthy has racked up a 137-89-2 regular season coaching record, and he owns the sixth-most wins (26th all-time) among active NFL coaches. His teams have qualified for the postseason nine times, won six NFC North Division titles, made four NFC Championship Game appearances and took home a Super Bowl XLV championship held at AT&T Stadium in Arlington, Texas, following the 2010 NFL season.

In his first season with the Cowboys, McCarthy's plan to install a new culture in Dallas was halted by the COVID-19 pandemic. Due to COVID protocols, McCarthy's first offseason with the Cowboys included no in-person meetings or practices. When the 2020 season came around, McCarthy's challenges continued. He watched his franchise quarterback Dak Prescott suffer a devastating season-ending injury in Week 5, along with having to implement eight different starting offensive line combinations due to injuries up front. Despite the hurdles, the 2020 Dallas Cowboys were in position to win the NFC East entering Week 17 but came up just short.

During his time in Green Bay, McCarthy was known as a prolific offensive mind and the primary play-caller for the Packers. McCarthy's offense finished fourth in the NFL in total offense and third in points-per-game through his 14-year stint with the club.

McCarthy is only the fourth head coach in NFL history to lead a single franchise to eight or more consecutive playoff appearances, joining Tom Landry, Chuck Noll and Bill Belichick. Those eight appearances from 2009-16 were more than the rest of the NFC North Division combined over that span (Minnesota, three; Detroit, three; Chicago, one).

McCarthy's nine playoff appearances overall are the most by a Packers coach since the NFL postseason began in 1933, and he guided the Packers to a franchise-record fourth consecutive division title in 2014. With the victory over Dallas in the 2016 playoffs, McCarthy surpassed Vince Lombardi and Mike Holmgren for the most playoff victories in team history (10).

ARTHUR SMITH (4-4, 1st Year)

The Atlanta Falcons named Arthur Smith the 18th head coach in franchise history on Jan. 15, 2021, after watching the 39-year-old manage one of the NFL's most efficient offenses throughout the last two seasons as the Tennessee Titans offensive coordinator.

In his two years as the Titans play caller, Smith helped Tennessee lead the NFL in red zone touchdown percentage (75.2), ranked fifth in points-per-game (27.9) and fifth in total offense (379.6).

During 2020, Smith led a Titans offense that averaged 30.7 points-per-game, which was fourth in the NFL and the second-highest mark in team history. Smith oversaw one of the most explosive rushing attacks in NFL history, as Derrick Henry became just the eighth player all-time to rush for more than 2,000 yards in a single season. Smith's run offense finished second in the NFL in 2020, behind Baltimore.

While Smith was primarily known for his potent rushing attack in Tennessee, he also helped revitalize the career of quarterback Ryan Tannehill. In his first season running Smith's offense, Tannehill paved his way to the 2019 Pro Bowl and led the NFL with a 117.5 passer rating, earning him 2019 Comeback Player of the Year honors by both the Associated Press and the Pro Football Writers of America.

In his first season as the play caller, Smith helped the Titans to their first AFC Championship Game appearance in 17 years. Tennessee led the NFL in red zone efficiency (75.6%), ranked third in rushing offense (138.9 yards-per-game) and fourth in yards-per-play (6.12).

Overall, Smith spent 10 seasons with the Titans and served under four different head coaches in Tennessee. He started as a defensive assistant/quality control coach in 2011 before switching over to the offensive side of the ball in 2012. Smith worked his way up the ladder as an offensive line assistant (2013) and tight ends coach (2014-18) before making the leap to offensive coordinator.

Prior to joining the Titans, Smith was the defensive quality control coach for the Washington Football Team from 2007-08 on legendary coach Joe Gibbs' staff. In addition to his coaching role, Smith also spent the 2007 season as a college scouting assistant in Washington.

Smith graduated from North Carolina, where he played offensive line and joined the staff as a graduate assistant in 2006. He was born and raised in Memphis, Tenn., where his father, Fred Smith, currently serves as the CEO of FedEx.

★ 2021 DRAFT PICKS ★

The Dallas Cowboys had 11 total picks in the 2021 NFL Draft. Below is a snapshot of Dallas' 2021 Draft Class:

2021 Draft Choices

RND. (#)	PLAYER	POS.	COLLEGE
1. (12)	Micah Parsons	LB	Penn State
2. (44)	Kelvin Joseph	CB	Kentucky
3. (75)	Osa Odighizuwa	DT	UCLA
3. (84)	Chauncey Golston	DE	Iowa
3. (99)	Nahshon Wright	CB	Oregon State
4. (115)	Jabril Cox	LB	Louisiana State
4. (138)	Josh Ball	T	Marshall
5. (179)	Simi Fehoko	WR	Stanford
6. (192)	Quinton Bohanna	DT	Kentucky
6. (227)	Israel Mukuamu	S	South Carolina
7. (238)	Matt Farniok	G	Nebraska

All 11 of Dallas' draft picks made the initial 53-man roster (Kelvin Joseph and Josh Ball were placed on Reserve/Injured after making the initial 53), the second-consecutive year that Dallas had all its draft choices make the team out of training camp, and the eighth time since 1989.

The Cowboys did not have a rookie free agent player from 2021 make the initial roster, the first time there have been no undrafted free agents make the team since 2016.

★ NFC EAST STANDINGS ★

Team	W	L	T	Home	Road	Div.	Con.	PF	PA
Dallas	6	2	0	3-1	3-1	2-0	4-1	241	192
Philadelphia	3	6	0	0-4	3-2	0-1	3-3	227	218
New York	3	6	0	2-3	1-3	0-2	2-4	179	216
Washington	2	6	0	1-3	1-3	1-0	2-2	156	227

★ NFC STANDINGS ★

Team	W	L	T	Con.	Strength of Victories	Strength of Schedule	PF	PA
Arizona	8	1	0	4-1	.456	.494	277	155
Green Bay	7	2	0	5-1	.439	.473	199	180
Tampa Bay	6	2	0	4-2	.451	.515	260	183
Dallas	6	2	0	4-1	.442	.493	241	192
LA Rams	7	2	0	5-1	.339	.455	261	196
New Orleans	5	3	0	4-3	.548	.500	201	155
Atlanta	4	4	0	2-4	.353	.397	175	220
Carolina	4	5	0	2-4	.364	.421	171	183
Minnesota	3	5	0	3-2	.280	.544	194	191
Seattle	3	5	0	1-3	.360	.530	181	169
San Francisco	3	5	0	3-4	.240	.522	185	202
Philadelphia	3	6	0	3-3	.320	.514	227	218
N.Y. Giants	3	6	0	2-4	.560	.566	179	216
Chicago	3	6	0	1-4	.400	.566	150	224
Washington	2	6	0	2-2	.412	.574	156	227
Detroit	0	8	0	0-6	.000	.544	134	244

★ 2020/2021 STAT COMPARISON ★

	(Dallas League Ranking)	2021	2020
Record		6-2	6-10
Scoring Avg. (NFL rank)		30.1 (3)	24.7 (17)
Opp. Scoring Avg. (NFL rank)		24.0 (18)	29.6 (28)
Total Off. (NFL rank)		434.3 (1)	371.8 (14)
Rushing Off. (NFL rank)		142.8 (3)	111.8 (17)
Passing Off. (NFL rank)		291.5 (4)	260.1 (8)
Total Def. (NFL rank)		371.5 (21)	386.4 (23)
Rushing Def. (NFL rank)		101.0 (10)	158.8 (31)
Passing Def. (NFL rank)		270.5 (25)	227.6 (11)
Kickoff Return Avg.		27.0 (3)	26.1 (3)
Punt Return Avg.		4.3 (32)	9.1 (13)
Turnover Margin		+3 (10t)	-3 (21t)
Penalties		63	96
Penalty Yards		525	849

★ 2021 PLAYER AWARDS ★

The Dallas Cowboys have earned notable recognitions this season for their efforts, with several player of the week honors and Trevon Diggs earning NFC Defensive Player of the Month for September - becoming only the third Cowboys defender and first defensive back to receive the award in team history.

Below is a breakdown of individual awards earned by Cowboys players in 2021:

NFC Offensive Player of the Week

Dak PrescottWeek 6 at New England

NFC Defensive Player of the Week

Trevon Diggs.....Week 4 vs. Carolina
Micah ParsonsWeek 8 at Minnesota

NFC Defensive Player of the Month

Trevon Diggs.....September

FedEx Air and Ground Players of the Week

Dak PrescottWeek 6 at New England
Ezekiel ElliottWeek 4 vs. Carolina

Pepsi Zero Sugar Rookie of the Week

Micah ParsonsWeek 8 at Minnesota

Dallas' seven player awards this year are tied for the second-most by any team with Tennessee, and trails only Cincinnati, who has 11 player awards in 2021.

★ WINNING TRADITION ★

The Dallas Cowboys currently own the league's second-highest all-time regular season winning percentage by current NFL teams:

Highest Win Percentage - NFL Regular Season

Team	W	L	T	Pct.
Green Bay	776	579	38	.572
Dallas	532	400	6	.571
Baltimore	231	176	1	.567
Chicago	780	605	42	.563
New England	524	408	9	.562

* Since 1972, ties have been calculated as half-win and half loss. Prior to 1972 tie games were ignored in calculating a team's winning percentage. Ties since 1972: Dallas (0), Chicago (1), Green Bay (6).

★ 2021 TEAM CAPTAINS ★

The Dallas Cowboys select three team captains weekly throughout the season, as chosen by the team prior to that week's game. Below are the captains from each week of the 2021 season:

2021 Dallas Cowboys Captains

Week 1 - at Tampa Bay

Offense Dak Prescott
Defense Randy Gregory
Special Teams Darian Thompson

Week 2 - at LA Chargers

Offense Tyron Smith
Defense Dorance Armstrong
Special Teams .. Cedrick Wilson

Week 3 - vs. Philadelphia

Offense Ezekiel Elliott
Defense Damontae Kazee
Special Teams Corey Clement

Week 4 - vs. Carolina

Offense Zack Martin
Defense Jaylon Smith
Special Teams Luke Gifford

Week 5 - vs. N.Y. Giants

Offense CeeDee Lamb
Defense Jourdan Lewis
Special Teams Noah Brown

Week 6 - at New England

Offense Dak Prescott
Defense Leighton Vander Esch
Special Teams CJ Goodwin

Week 8 - at Minnesota

Offense Dalton Schultz
Defense Jayron Kearse
Special Teams Tony Pollard

Week 9 - vs. Denver

Offense Amari Cooper
Defense Randy Gregory
Special Teams .. Jeremy Sprinkle

★ PLAYER HIGHLIGHTS ★

Ezekiel Elliott – RB

In two games against the Falcons, carried the ball 45 times for 211 yards and two touchdowns. Elliott amassed 201 scrimmage yards and a touchdown in the 2018 win at Atlanta (11/18).

Damontae Kazee - S

A fifth round draft pick in 2017, Kazee played in 52 career games over four seasons with the Falcons, where he racked up 187 tackles, 13 pass breakups and 10 interceptions.

CeeDee Lamb - WR

Recorded his first career 100-yard game in last season's win over the Falcons. Finished with six catches for 106 yards.

Keanu Neal - LB

Spent his first five NFL seasons with Atlanta and finished his Falcons career with 332 tackles, 14 for loss, 17 pass breakups, eight forced fumbles and two interceptions.

Dak Prescott – QB

Completed 69.7% of his passes for 834 yards and one touchdown in three regular season games (2-1) against Atlanta. Orchestrated a 20-point comeback while throwing for 450 yards and a touchdown in last season's 40-39 win.

Dalton Schultz - TE

Tallied career-highs in receptions (nine) and yards (88) while scoring a touchdown against Atlanta in 2020.

Greg Zuerlein – K

In last season's 40-39 win, converted his highly touted "watermelon" onside kick before knocking down the 46-yard game-winning field goal. Made six-of-seven career field goals against ATL.

★ 2021 STAT COMPARISON ★

(league ranking)

	<u>Cowboys</u>	<u>Falcons</u>
Record	6-2	4-4
Scoring Avg. (NFL rank)	30.1 (3)	21.9 (21)
Opp. Scoring Avg. (NFL rank)	24.0 (18)	27.5 (28)
Total Off. (NFL rank)	434.3 (1)	338.0 (20)
Rushing Off. (NFL rank)	142.8 (3)	80.4 (29)
Passing Off. (NFL rank)	291.5 (4)	257.6 (12)
Total Def. (NFL rank)	371.5 (21)	360.5 (17)
Rushing Def. (NFL rank)	101.0 (10)	123.1 (24)
Passing Def. (NFL rank)	270.5 (25)	237.4 (13)
Kickoff Return Avg.	27.0 (3)	20.0 (23)
Punt Return Avg.	4.3 (32)	7.8 (18)
Turnover Margin	+3 (10t)	-3 (20t)
Penalties	63	45
Penalty Yards	525	398

★ DATING GAME ★

This week's game against Atlanta is being played on Nov. 14. In the 61-plus years of Dallas Cowboys football, there have been seven Nov. 14 games, with Dallas holding a 6-1 record on Nov. 14. Dallas played its first five games on Nov. 14 at home before hitting the road in each of the last two matchups.

Date	Opp/ Loc.	Dal W/L	Score	Date	Opp/ Loc.	Dal W/L	Score
11/14/65	Pit	W	24-17	11/14/99	GB	W	27-13
11/14/71	Phi	W	20-7	11/14/05	@Phi	W	21-20
11/14/77	STL	L	17-24	11/14/10	@NYG	W	33-20
11/14/93	Pho	W	20-15				

★ FIRST TIME, LAST TIME ★

The first time these two teams met, Dallas headed to Atlanta for the third game of the 1966 season. Dallas opened the season 2-0 and extended its win streak to three games after handing the Falcons a 47-14 loss in front of 56,990 fans.

The last time these two teams met was in 2020 at AT&T Stadium. Dallas needed Greg Zuerlein's highly touted "watermelon" onside kick and a 46-yard game-winning field goal to defeat Atlanta 40-39. The Cowboys scored 20 unanswered points in the last five minutes of the game to win an instant classic.

★ SOUTHERN STATE OF MIND ★

By virtue of the NFL schedule, the Dallas Cowboys drew all four teams from the NFC South this season. This week's game against the Atlanta Falcons is the third NFC South matchup for the Cowboys. Dallas lost at Tampa Bay 29-31 in the season opener and defeated Carolina 36-28 in Week 4. The Cowboys will close out play against the NFC South at New Orleans (12/2) for a Thursday night battle with the Saints.

Overall, the Cowboys hold a 60-34 record against the NFC South. Below is a look at Dallas' record against the division:

Dallas vs. NFC South

Team	W	L	T	Win%	Current Streak
Atlanta.....	18	11	0	.621	W2
Carolina	10	5	0	.667	W1
New Orleans.....	17	13	0	.567	L1
Tampa Bay.....	15	5	0	.750	L1
Div. Totals	60	34	0	.638	W1

★ SERIES HISTORY ★

Dallas and Atlanta have squared off 29 times, including two Divisional Playoff Games, with Dallas leading the series 18-11. Dallas won the first five games of the series before dropping its first one. The Cowboys currently have a two-game winning streak over Atlanta. Below is a quick look into the 29 games of the series:

Date	Loc.	Dal W/L	Score	Date	Loc.	Dal W/L	Score
10/2/66	Atl	W	47-14	12/21/92	Atl	W	41-17
11/5/67	Dal	W	37-7	11/21/93	Atl	L	14-27
10/12/69	Atl	W	24-17	10/29/95	Atl	W	28-13
10/11/70	Dal	W	13-0	10/20/96	Dal	W	32-28
9/15/74	Atl	W	24-0	9/20/99	Dal	W	24-7
11/21/76	Atl	L	10-17	11/11/01	Atl	L	13-20
12/30/78*	Dal	W	27-20	9/7/03	Dal	L	13-27
1/4/81*	Atl	W	30-27	12/16/06	Atl	W	38-28
10/27/85	Dal	W	24-10	10/25/09	Dal	W	27-21
9/21/86	Dal	L	35-37	11/4/12	Atl	L	13-19
12/6/87	Dal	L	10-21	9/27/15	Dal	L	28-39
9/25/88	Dal	W	26-20	11/12/17	Atl	L	7-27
9/17/89	Atl	L	21-27	11/18/18	Atl	W	22-19
12/30/90	Atl	L	7-26	9/20/21	Dal	W	40-39
12/22/91	Dal	W	31-27				

* NFC Divisional Playoffs

★ INSIDE THE SERIES HISTORY ★

The Dallas Cowboys and Atlanta Falcons have faced each other 29 times with two playoff games. Dallas leads the series 18-11, including both Divisional Playoff wins (1978 and 1980).

In the 29 games of the series there have been:

- * Sixteen games decided by double digits
- * Six games decided by a field goal-or-less
- * A 33-point win by Dallas - biggest series win (10/2/66)
- * A 20-point loss by Dallas - biggest series loss (11/12/17)
- * Two shutouts for Dallas - 13-0 (10/11/70) and 24-0 (9/15/74)
- * Forty-seven points scored by Dallas (at Atlanta, 10/2/66) - the most in any game of the series
- * Two NFC Divisional Playoff games - 1978 and 1980 - both Dallas wins
- * Two Monday night games - both Dallas wins (12/21/92 and 9/20/99)
- * One Saturday night game - a 38-28 Dallas win (12/16/06)
- * A 10-4 Cowboys record when playing in Dallas.

★ HOME IS WHERE THE TDS ARE ★

Ezekiel Elliott has not gone hungry in the home confines of AT&T Stadium since he entered the league in 2016, scoring 31 touchdowns (26 rushing, five receiving) in 40 games. His 31 touchdowns are tied for second by any player in his home venue since 2016:

Most Touchdowns at Home Since 2016

Player	Gms	RushTD	RecTD	RetTD	TotTD
Alvin Kamara	34	22	12	0	34
Ezekiel Elliott	40	26	5	0	31
Todd Gurley	36	28	3	0	31
Derrick Henry	43	29	1	0	30
Aaron Jones	29	23	6	0	29
Mike Evans	41	0	29	0	29

Overall, Dallas has scored 142 touchdowns in 44 games at home versus 105 touchdowns in 44 games on the road since 2016. Dallas' 142 home TDs rank third in the NFL over that span:

Most Overall Touchdowns at Home Since 2016

Team	Games	TD	TD/G	Pts/G
New Orleans	44	162	3.68	31.0
Seattle	44	144	3.27	26.9
Dallas	44	142	3.23	28.1
New England	45	139	3.09	26.6
Baltimore	45	138	3.07	27.5
Tennessee	44	138	3.14	25.8
Pittsburgh	45	138	3.07	26.8
Tampa Bay	44	136	3.09	25.1

★ HOME COOKING ★

Since AT&T Stadium opened in 2009, Dallas has posted a 56-43 regular season record at home. However, since 2016, the Cowboys have utilized their home field advantage, going 29-14 at AT&T Stadium, which is tied for seventh. Dallas finished 4-4 in 2020 and is 3-1 at home in 2021.

NFL Team Home Wins Since 2016

Team	Games	W	L	T	Win %
Baltimore	45	33	12	0	.733
Kansas City	44	33	12	0	.733
Green Bay	43	32	10	1	.756
New England	45	32	13	0	.711
Pittsburgh	45	32	13	0	.711
New Orleans	44	31	13	0	.705
Dallas	44	29	15	0	.659
Seattle	44	29	15	0	.659
Tennessee	44	29	15	0	.659

★ TOP PERFORMANCES ★

Below are the top individual performances in several offensive categories at AT&T Stadium since it opened in 2009.

	Cowboys	Opponents
Passing Yards	T. Romo (506)	E. Manning, NYG (450)
Passing TDs	T. Romo (5)	M. Flynn, GB (4)
Rushing Yards	D. Murray (253)	B. Brown, Phi (169)
Rushing TDs	D. Murray (3) D. Prescott (3) J. Randle (3)	A. Jones, GB (4)
Receiving Yards	A. Cooper (226)	D. Jackson, Phi (210)
Receiving TDs	A. Cooper (3) M. Gallup (3)	V. Cruz, NYG (3)

★ AT&T STADIUM RECORD... ★

In 2018 the Dallas Cowboys reached a milestone with their 10th season in what is now AT&T Stadium. The Cowboys finished that regular season 7-1 record at home - tied with the 2016 team for the most wins and best record in a single season all-time at AT&T Stadium. In 2021 the building hosted its 100th regular season game in a contest against Denver (11/7). The Cowboys are 3-1 in 2021.

Dallas' first game at the venue was on Sept. 20, 2009 - a 31-33 loss to the N.Y. Giants. The club's first win came a week later with a 21-7 decision over Carolina. Overall, Dallas owns a 56-44 regular season record - 3-1 postseason - and a 59-45 overall mark at home in AT&T Stadium. Below is a breakdown of the club's record on their home turf:

Regular season	56-44
Postseason	3-1
Overall	59-45

	Regular	Post
September	15-5	
October	12-14	
November	15-15	
December	12-9	
January	2-1	3-1

Playing at noon	18-10	
Playing at 3:30	21-21	1-1
Playing in prime time	17-13	2-0

Thursday	6-7	
Saturday	0-2	2-0
Sunday	46-30	1-1
Monday	4-5	

Fully closed stadium	34-25	3-1
Fully open stadium	11-11	
Roof open, doors closed	2-5	
Roof closed, doors open	9-3	

Playing against the NFC East	23-15	1-0
Playing against the NFC (non-NFC East)	20-17	2-1
Playing against the AFC	13-12	

Team	W	L	Pct	Team	W	L	Pct
Arizona	0	2	.000	New England	0	1	.000
Atlanta	2	1	.667	New Orleans	2	2	.500
Baltimore	1	0	1.000	N.Y. Giants	8	5	.615
Buffalo	1	1	.500	N.Y. Jets	0	1	.000
Carolina	2	1	.667	Oakland	0	1	.000
Chicago	1	2	.333	Philadelphia	7	6	.538
Cincinnati	1	0	1.000	Pittsburgh	1	1	.500
Cleveland	1	1	.500	San Francisco	1	1	.500
Denver	0	2	.000	Seattle	2	2	.500
Detroit	3	1	.750	Tampa Bay	3	0	1.000
Green Bay	0	3	.000	Tennessee	0	2	.000
Houston	1	0	1.000	Washington	8	4	.667
Indianapolis	1	0	1.000				
Jacksonville	1	1	.500				
Kansas City	1	0	1.000				
LA Chargers	0	2	.000				
LA Rams	3	1	.750				
Miami	2	0	1.000				
Minnesota	1	1	.500				

Postseason

Detroit	1	0	1.000
Green Bay	0	1	.000
Philadelphia	1	0	1.000
Seattle	1	0	1.000

The Cowboys 7-1 home mark in 2018 tied the 2016 team for the best home record by a Cowboys team since the stadium opened in 2009:

Most Single Season Wins at AT&T Stadium - Dallas Cowboys

Season	Wins	Consec. Wins	Home Record
2016	7	7	7-1
2018	7	4	7-1
2009	6	5	6-2
2011	5	4	5-3
2019	5	2	5-3
2013	5	3	5-3

390.1 26.9 7.92

Dallas' offense has averaged 390.1 yards-per-game at AT&T Stadium - third-most at home since 2009.

The Cowboys have scored 26.9 points-per-game at home since moving into AT&T Stadium - fourth in the NFL.

Dallas has averaged 7.92 yards-per-play at home since 2009, second in the NFL behind New Orleans (8.0).



★ THE DALLAS COWBOYS - A CHAMPIONSHIP TRADITION ★

SUPER BOWL CHAMPIONSHIPS

New England Patriots.....	6
Pittsburgh Steelers.....	6
DALLAS COWBOYS	5
San Francisco 49ers.....	5
Green Bay Packers	4
New York Giants.....	4
Denver Broncos.....	3
Oakland Raiders.....	3
Washington Redskins.....	3

SUPER BOWL APPEARANCES

New England Patriots.....	11
DALLAS COWBOYS	8
Pittsburgh Steelers.....	8
Denver Broncos.....	8
San Francisco 49ers.....	7
Green Bay Packers	5
Miami Dolphins.....	5
New York Giants.....	5
Oakland Raiders.....	5
Washington Redskins.....	5

POSTSEASON VICTORIES

New England Patriots.....	37
Pittsburgh Steelers.....	36
Green Bay Packers	36
DALLAS COWBOYS ...	35
San Francisco 49ers.....	32
Oakland Raiders.....	25
New York Giants.....	24

POSTSEASON APPEARANCES

Green Bay Packers.....	34
DALLAS COWBOYS ...	33
New York Giants.....	32
Pittsburgh Steelers.....	32
Minnesota Vikings.....	31
Cle./StL/LA Rams.....	30
Indianapolis Colts.....	29
New England Patriots.....	28
Philadelphia Eagles.....	27
San Francisco 49ers.....	27
Chicago Bears.....	27

POSTSEASON GAMES

DALLAS COWBOYS ...	63
Pittsburgh Steelers.....	62
Green Bay Packers	59
New England Patriots.....	58
San Francisco 49ers.....	51
Minnesota Vikings.....	50
New York Giants.....	49

CONSEC. POSTSEASON APPEARANCES

New England Patriots (2009-19) ...	11
DALLAS COWBOYS (1975-83) ...	9
Indianapolis Colts (2002-10).....	9
DALLAS COWBOYS (1966-73) ...	8
Pittsburgh Steelers (1972-79).....	8
Los Angeles Rams (1973-80).....	8
San Francisco 49ers (1983-90).....	8

CONSECUTIVE WINNING SEASONS

DALLAS COWBOYS (1966-85) ...	20
New England Patriots (2001-19) ...	19
Oakland Raiders (1965-80).....	16
San Francisco 49ers (1983-98) ...	16
Chicago Bears (1930-44).....	15
Green Bay Packers (1934-47) ...	14

ALL-TIME REGULAR SEASON WINNING %

Green Bay Packers.....	0.572
DALLAS COWBOYS	0.571
Baltimore Ravens.....	0.567
Chicago Bears.....	0.563
New England Patriots.....	0.562
Miami Dolphins.....	0.550
Minnesota Vikings.....	0.544

43 SEASONS OF .500-OR-BETTER			33 POSTSEASON APPEARANCE		24 DIVISION TITLES		16 NFL/NFC CHAMPIONSHIP GAME FINALIST			8 NFC CHAMPIONSHIPS		5 SUPER BOWL CHAMPIONSHIPS	
1965	1982	2009	1966	1991	1966	1992	1966	1975	1992	1970	1992	1971	1992
1966	1983	2011	1967	1992	1967	1993	1967	1977	1993	1971	1993	1977	1993
1967	1984	2012	1968	1993	1968	1994	1970	1978	1994	1975	1995		1995
1968	1985	2013	1969	1994	1969	1995	1971	1980	1995	1977			
1969	1991	2014	1970	1995	1970	1996	1972	1981		1978			
1970	1992	2016	1971	1996	1971	1998	1973	1982					
1971	1993	2017	1972	1998	1973	2007							
1972	1994	2018	1973	1999	1976	2009							
1973	1995	2019	1975	2003	1977	2014							
1974	1996		1976	2006	1978	2016							
1975	1998		1977	2007	1979	2018							
1976	1999		1978	2009	1981								
1977	2003		1979	2014	1985								
1978	2005		1980	2016									
1979	2006		1981	2018									
1980	2007		1982										
1981	2008		1983										
			1985										



★ PRO BOWL COWBOYS ★

Since 2010 Dallas has selected 13 players that have gone on to make at least one Pro Bowl - tied for the third-most in the NFL over that span (Kansas City, 15; Minnesota, 14; Baltimore/Seattle, 13). Since 1989 Dallas has sent 53 different players to the Pro Bowl, and of those, Dallas drafted 37. Additionally, Cowboys draft picks have been selected to 79 Pro Bowls since 2002 (25 different players), which is 13 more than any other team over that span (Kansas City, 66):

COWBOYS PRO BOWL DRAFT PICKS SINCE 2002 (BY YEAR DRAFTED)

- 2002: Roy Williams (5)
- 2002: Andre Gurode (5)
- 2003: Terence Newman (2)
- 2003: Jason Witten (11)
- 2005: DeMarcus Ware (9 - 7 with Dallas)
- 2005: Marion Barber (1)
- 2005: Jay Ratliff (4)
- 2006: Jason Hatcher (1)
- 2007: Anthony Spencer (1)
- 2007: Nick Folk (1)
- 2008: Mike Jenkins (1)
- 2008: Martellus Bennett (1 - with Chicago)



- 2010: Dez Bryant (3)
- 2010: Sean Lee (2)
- 2011: Tyron Smith (7)
- 2011: DeMarco Murray (3 - 2 with Dallas)
- 2011: Dwayne Harris (1 - with N.Y. Giants)
- 2013: Travis Frederick (5)
- 2014: Zack Martin (6)
- 2014: DeMarcus Lawrence (2)
- 2015: Byron Jones (1)
- 2016: Dak Prescott (2)
- 2016: Ezekiel Elliott (3)
- 2016: Jaylon Smith (1)
- 2018: Leighton Vander Esch (1)



21

Since the start of 2016, Dak Prescott is responsible for 21 total touchdowns (18 passing, three rushing) when the game is within seven points in the fourth quarter or overtime, tied for sixth in the NFL over that span.

★ CENTURY MARK ★

Dak Prescott reached the century mark with 100 career passing touchdowns against the Seahawks (9/27/20), just three games into the fifth season of his career.

Prescott is the 25th quarterback in NFL history to reach 100 touchdowns through the air in the first five seasons of a career, and in that select group, he ranks 19th in pass touchdown percentage (4.62%), second in interception percentage (1.7%), fourth in passer rating (97.3) and fourth in touchdown/interception ratio (2.65):

Touchdown/INT Ratio - QBs with 100 TD in First Five Years

Player	Seasons	PassTD	INT	TD/INT
Patrick Mahomes.....	2017-21	134	34	3.94
Deshawn Watson.....	2017-20	104	36	2.88
Russell Wilson.....	2012-16	127	45	2.82
Dak Prescott	2016-20	106	40	2.65
Derek Carr.....	2014-18	122	54	2.26
Matt Ryan.....	2008-12	127	60	2.12
Dan Marino.....	1983-87	168	80	2.10

Prescott's touchdown prowess isn't limited to his aerial exploits, running over opposing defenses to the tune of 24 career rushing touchdowns - the most by a quarterback in Cowboys history. By reaching 100 passing touchdowns, he is one-of-three players in NFL history to record 100 touchdowns through the air and 20 touchdowns on the ground in the first five seasons of a career:

100 TD Throws with 20 Rush TDs - First Five Seasons

Player	Seasons	PassTD	RushTD	Tot TD
Cam Newton.....	2011-15	117	43	160
Jeff Garcia.....	1999-03	113	21	134
Dak Prescott	2016-20	106	24	130

Prescott hit the century mark in just 67 career starts, becoming the third-fastest quarterback in Cowboys history to reach 100 passing touchdowns:

Fastest Cowboys to 100 Passing Touchdowns

Player	Starts	Attempts	Yards	Pass TD
Tony Romo.....	53	1,758	14,186	101
Danny White.....	62	1,777	13,622	103
Dak Prescott	67	2,214	16,966	102

★ RAYNEING TOUCHDOWNS... ★

Rayne Dakota Prescott is responsible for 149 combined rushing, passing and receiving touchdowns through his first 76 NFL games which ranks sixth in NFL history at the quarterback position:

Combined Touchdowns in a QBs First 76 Career Games

Player	TDs	Player	TDs
Dan Marino.....	178	Johnny Unitas.....	145
Aaron Rodgers.....	167	Brett Favre.....	143
Andrew Luck.....	162	Patrick Mahomes.....	141
Daunte Culpepper.....	158	Len Dawson.....	141
Cam Newton.....	155	Peyton Manning.....	140
Dak Prescott.....	149	Matt Stafford.....	139

★ FOURTH QUARTER WINS ★

Since taking over as the Dallas Cowboys starting quarterback in 2016, Dak Prescott has engineered his share of fourth quarter wins for the club. Included in his 47 regular season wins as a starter are 17 occasions in which he led the team to victory when the club was tied or trailing in the fourth quarter or overtime. Prescott's 17 wins are the second-most by a Dallas signal caller:

4th Quarter/OT Wins - Cowboys

Quarterback	Wins	Quarterback	Wins
Tony Romo.....	24	Roger Staubach.....	13
Dak Prescott.....	17	Danny White.....	11
Troy Aikman.....	15		

Below is a look at each of Prescott's 17 games in which the game was tied or the team trailed in the fourth quarter to pull out the win and his 4th quarter/OT stats:

Date	Opp	Score	Time	Left	Att	Com	Yds	TD	Int	Final Score
9/18/16	@Was	20-23	15:00	7	6	66	0	0	0	27-23
10/30/16	PHI*	13-23	7:48	20	11	135	2	0	0	29-23
11/13/16	@Pit	29-30	0:42	11	10	83	0	0	0	35-30
12/1/16	@Min	7-9	14:11	4	2	26	1	0	0	17-15
12/18/16	TB	17-20	15:00	6	6	41	0	0	0	26-20
9/25/17	@Ari	14-14	14:45	3	3	94	1	0	0	28-17
12/10/17	@NYG	10-10	9:29	6	4	158	2	0	0	30-10
12/17/17	@Oak	17-17	6:30	6	5	82	0	0	0	20-17
12/31/17	@Phi	0-0	12:19	9	6	75	1	0	0	6-0
9/30/18	DET	23-24	2:17	11	7	99	0	0	0	26-24
11/11/18	@Phi	20-20	7:27	8	7	88	1	0	0	27-20
11/18/18	@Atl	19-19	1:52	6	4	45	0	0	0	22-19
12/9/18	PHI*	23-23	1:39	12	11	94	1	0	0	29-23
12/30/18	@NYG	28-32	3:21	10	5	78	1	0	0	36-35
9/20/20	Atl	24-36	15:00	21	13	182	1	0	0	40-39
9/19/21	@LAC	17-17	3:54	8	7	47	0	0	0	20-17
10/17/21	@NE*	29-29	7:53	5	5	71	1	0	0	35-29

*italics indicate overtime and are reflected in the stats totals

Amongst all NFL quarterbacks, Prescott is tied for the fifth-most game-winning drives from 2016-21:

Game-Winning Drives - NFL (2016-21)

Player	Drives
Derek Carr, LV.....	21
Matthew Stafford, Det/LAR.....	20
Drew Brees, NO.....	18
Ryan Tannehill, Mia/Ten.....	18
Dak Prescott, Dal.....	17
Russell Wilson, Sea.....	17

*Game Winning Drive = Fourth quarter drive that puts team ahead for the final time

*4th Quarter Comeback = Offense overcomes a deficit to win the game

Since 2016, Prescott is responsible for 21 total touchdowns (18 passing, three rushing) when the game is within seven points in the fourth quarter or overtime, tied for sixth in the NFL over that span:

4th Qtr & OT TDs, +/- 7 Points - NFL, 2016-21

Player	Total TDs	Player	Total TDs
Russell Wilson.....	29	Aaron Rodgers.....	22
Derek Carr.....	27	Dak Prescott.....	21
Matt Ryan.....	25	Ben Roethlisberger.....	21
Drew Brees.....	23	Ryan Tannehill.....	21

Additionally, Prescott is a perfect 18-for-18 on pass attempts in overtime in his career, which are the most attempts without an incompletion in overtime for any player over the last 40 seasons.

★ DAK'S RECORD WHEN... ★

Since taking over as Dallas' starting quarterback in 2016, Dak Prescott has compiled a 47-29 regular season record in 76 career starts, and he is 1-2 in the postseason. Below is a look at Prescott's record under several different circumstances:

	Regular	Post
Playing at home:	27-12	1-1
Playing on the road:	20-17	0-1
Playing indoors:	24-11	1-1
Playing outdoors:	23-18	0-1
Playing against the NFC East:	21-6	
Playing against the NFC (non-NFC East): ..	16-13	1-2
Playing against the AFC:	10-10	
Playing on Thursday:	5-4	
Playing on Sunday:	38-24	1-2
Playing on Sunday night:	8-6	
Playing on Monday night:	4-1	
Playing on artificial turf:	35-22	1-1
Playing on natural grass:	12-7	0-1
Offense totals over 400 yards:	30-9	0-1
Throws for over 300 yards:	11-7	0-1
Throws for 200-299 yards:	28-13	1-1
Attempts more than 30 passes:	23-25	1-2
Throws only one touchdown:	12-6	1-1
Throws more than one touchdown:	28-11	0-1
Completes 60.0%-or-more of his passes: ..	43-19	1-2
Averages more than 7.0 yards-per-attempt ..	39-9	0-2
Has more than one Big Play (25+) passing ..	27-10	1-1
Throws no interceptions:	35-9	0-1
Throws one interception:	10-11	1-1
Throws more than one interception:	2-9	
Records at least 100.0 passer rating:	35-4	0-1
Commits no turnovers:	29-6	0-1
Against teams with winning record:	15-15	1-2
Against teams with .500 record:	10-7	
Against teams with losing record:	22-6	
Has at least one rush attempt:	44-25	1-2
Has five-or-more rush attempts:	18-5	1-0
Sacked one time-or-less:	25-8	1-1
Sacked more than once:	22-21	0-1
September:	12-8	
October:	12-7	
November:	12-8	
December:	11-5	
January:	0-1	1-2

Team		W	L	Pct	Team	W	L	Pct
Arizona	1	0	1.000	Minnesota	1	1	.500	
Atlanta	2	1	.667	New England ...	1	1	.500	
Baltimore	1	0	1.000	New Orleans...	1	1	.500	
Buffalo	0	1	.000	N.Y. Giants.....	8	2	.800	
Carolina	1	1	.500	N.Y. Jets.....	0	1	.000	
Chicago	1	1	.500	Oakland.....	1	0	1.000	
Cincinnati.....	1	0	1.000	Philadelphia....	6	3	.667	
Cleveland.....	1	1	.500	Pittsburgh.....	1	0	1.000	
Denver.....	0	2	.000	San Francisco...2	0	1	0.000	
Detroit.....	3	0	1.000	Seattle.....	0	3	.000	
Green Bay.....	1	2	.333	Tampa Bay.....	2	1	.667	
Houston.....	0	1	.000	Tennessee.....	0	1	.000	
Indianapolis....	0	1	.000	Washington.....	7	1	.875	
Jacksonville....	1	0	1.000					
Kansas City.....	1	0	1.000	Postseason				
LA Chargers.....	1	1	.500	Green Bay.....	0	1	.000	
LA Rams.....	1	2	.333	L.A. Rams.....	0	1	.000	
Miami.....	1	0	1.000	Seattle.....	1	0	1.000	

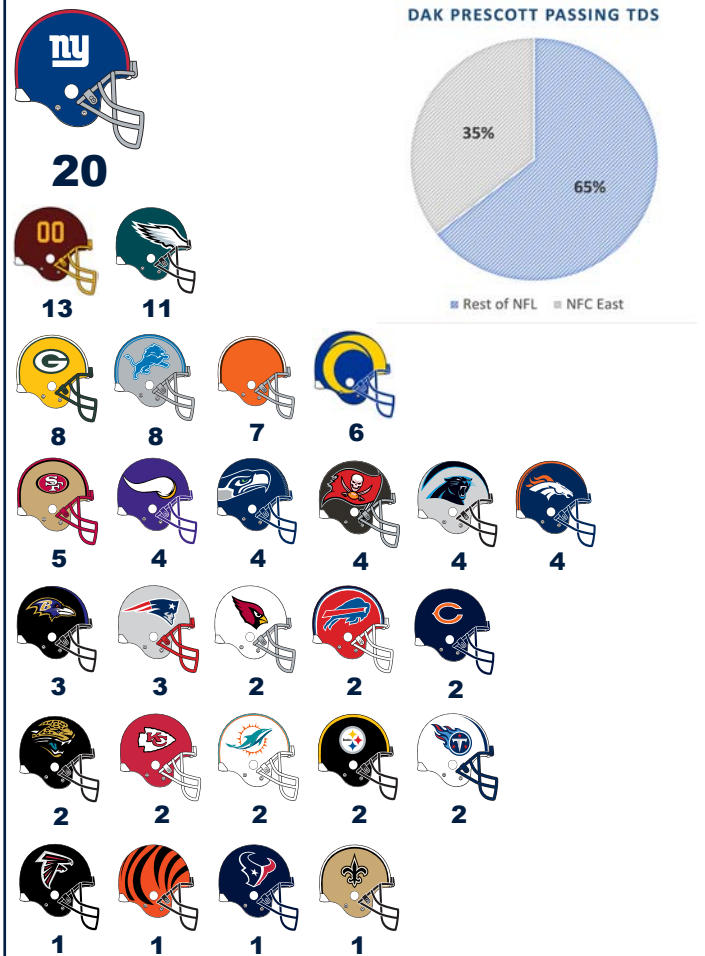
★ DAK TO THE FUTURE ★

Now in his sixth pro season, Dak Prescott ranks fourth in completions (1,691), fifth in passing yards (19,679) and attempts (2,548), tied for fifth in wins (47), sixth in passing touchdowns (124), and second in yards-per-attempt (7.73) in regular season team history:

Dallas Cowboys All-Time QB Chart	
WINS AS STARTER	PASSING YARDS
Troy Aikman 94	Tony Romo 34,183
Roger Staubach 85	Troy Aikman..... 32,942
Tony Romo 78	Roger Staubach..... 22,700
Danny White..... 62	Danny White..... 21,959
Don Meredith..... 47	Dak Prescott..... 19,679
Dak Prescott..... 47	
ATTEMPTS	PASSING TOUCHDOWNS
Troy Aikman 4,715	Tony Romo 247
Tony Romo 4,335	Troy Aikman..... 165
Roger Staubach 2,958	Danny White..... 155
Danny White..... 2,950	Roger Staubach..... 153
Dak Prescott..... 2,548	Don Meredith..... 135
	Dak Prescott..... 124
COMPLETIONS	YARDS-PER-ATTEMPT
Troy Aikman 2,898	Tony Romo 7.89
Tony Romo 2,829	Dak Prescott..... 7.73
Danny White..... 1,761	Roger Staubach 7.67
Dak Prescott..... 1,691	Don Meredith..... 7.45
Roger Staubach 1,685	Danny White..... 7.44

★ PRESCOTT TDs BY TEAM ★

Dak Prescott has thrown a touchdown pass against 27 of the other 31 NFL teams in the regular season. Below is a team-by-team breakdown of his touchdowns through the air:



★ PRESCOTT TARGETS ★

In his sixth pro season, Dak Prescott has completed 1,691-of-2,548 passes for 19,679 yards with 124 touchdowns in 76 regular season games played behind center. Below is a breakdown of Prescott's targets by position and player:

Position Breakdown						
	Comp.	Yds	TD	Comp.	Yds	TD
WR.....	982	13,139	85	RB.....	320	2,636
TE.....	378	3,841	27	FB.....	11	63

Player Breakdown by Completions							
Player	Com	Yds	TD	Player	Com	Yds	TD
E. Elliott.....	232	1,922	10	A. Hurns.....	20	295	2
A. Cooper.....	201	2,725	19	N. Brown.....	21	237	0
J. Witten.....	194	1,752	11	D. Thompson.....	14	124	0
C. Beasley.....	174	1,774	12	L. Dunbar.....	13	103	0
D. Bryant.....	119	1,634	14	A. Morris.....	9	53	0
M. Gallup.....	117	1,933	9	K. Smith.....	8	46	0
T. Williams.....	97	1,162	3	B. Bell.....	5	71	0
B. Jarwin.....	69	774	8	D. Smith.....	5	113	1
D. Schultz.....	67	760	5	R. Switzer.....	5	39	0
C. Lamb.....	62	932	6	M. Turner.....	5	33	2
R. Cobb.....	55	828	3	J. Hanna.....	4	88	1
T. Pollard.....	36	290	1	R. Gathers.....	3	45	0
G. Swaim.....	33	328	1	G. Escobar.....	3	23	1
C. Wilson.....	33	405	4	L. Whitehead.....	2	40	0
B. Butler.....	30	533	6	J. Olawale.....	2	13	0
R. Smith.....	29	266	1	D. McFadden.....	2	6	0
T. Austin.....	21	317	3	V. Bryant.....	1	15	1

Prescott has thrown 124 touchdown passes - good for sixth all-time in team history. Below is his individual touchdown totals:

Player	TDs	Player	TDs
Amari Cooper.....	19	Randall Cobb.....	3
Dez Bryant.....	14	Terrance Williams.....	3
Cole Beasley.....	12	Allen Hurns.....	2
Jason Witten.....	11	Malik Turner.....	2
Ezekiel Elliott.....	10	Gavin Escobar.....	1
Michael Gallup.....	9	James Hanna.....	1
Blake Jarwin.....	8	Rod Smith.....	1
Brice Butler.....	6	Geoff Swaim.....	1
CeeDee Lamb.....	6	Devin Smith.....	1
Dalton Schultz.....	5	Tony Pollard.....	1
Cedrick Wilson.....	4	Ventell Bryant.....	1
Tavon Austin.....	3		

**italics indicate current Cowboy*

★ TOUCHDOWN BREAKDOWN ★

Dak Prescott has thrown 124 touchdown passes. Below is a look at Prescott's touchdown totals by quarter, down and distance:

Quarter	Down	Distance
1st Quarter ... 19	1st Down..... 38	0-9 Yards..... 38
2nd Quarter ... 42	2nd Down..... 53	10-19 Yards..... 31
3rd Quarter ... 25	3rd Down..... 30	20-29 Yards..... 25
4th Quarter ... 35	4th Down..... 3	30-39 Yards..... 8
OT..... 3		40-49 Yards..... 11
		50+ Yards..... 11

★ QBs MULTIPLE TOUCHDOWNS ★

Dak Prescott had seven multiple passing touchdown games in 2016, tied for fourth by a rookie in NFL history. He had six multi-touchdown passing games in 2018, nine in 2019, two in 2020 and has six in 2021. His 39 total games rank sixth in team history:

Multiple Passing-Touchdown Games			
Player	Games	Player	Games
Tony Romo.....	79	Troy Aikman.....	43
Roger Staubach.....	48	Don Meredith.....	41
Danny White.....	44	Dak Prescott.....	39

Prescott also notched four games with three-plus touchdown passes in 2016 - tying the most by a rookie quarterback in NFL history. It was also eighth-most in the NFL in 2016 by any quarterback.

After four more in 2017, two in 2018, six in 2019, two in 2020, and five in 2021 he has 23 in total - second on the team's all-time three-touchdown games list:

Three Passing-Touchdown Games			
Player	Games	Player	Games
Tony Romo.....	40	Roger Staubach.....	17
Dak Prescott.....	23	Don Meredith.....	14
Danny White.....	20	Troy Aikman.....	10

★ QB RATINGS AT 100.0 ★

Dak Prescott established the most games with a 100.0 rating by a quarterback in a season in team history with 11 in 2016:

Single-Season 100.0 QB Rating Games		
Player	Games	Season
Dak Prescott*	11	2016
Tony Romo.....	10	2007
Tony Romo.....	10	2014

**denotes rookie*

Prescott has five games with a 100.0 rating in 2021, and his 39 games with at least a 100.0 rating rank third in team history:

Career 100.0 QB Rating Games			
Player	Games	Player	Games
Tony Romo.....	67	Roger Staubach.....	37
Troy Aikman.....	44	Danny White.....	33
Dak Prescott.....	39	Craig Morton.....	24

Prescott's 39 games with at least a 100.0 rating from 2016-21 trail only Russell Wilson (2012-17) for the most games by a quarterback in his first six seasons in NFL history:

100.0 QB Rating Games - First Six Seasons		
Player	Games	Seasons
Russell Wilson.....	46	2012-17
Dak Prescott.....	39	2016-21*
Ben Roethlisberger.....	37	2004-09
Andy Dalton.....	36	2011-16
Matt Ryan.....	36	2008-13
Patrick Mahomes.....	32	2018-21*

**Has not completed sixth NFL season*

He continues to add to his resume, and through his first 76 starts, Prescott sits at 39 games with a 100.0 rating, the third-most through 76 starts in NFL history:

Player	GS	100.0 Rtg Games	W/L	Win%
Aaron Rodgers.....	76	44	37-7	.841
Tony Romo.....	76	41	33-8	.805
Dak Prescott.....	76	39	35-4	.897
Philip Rivers.....	76	38	30-8	.789
Russell Wilson.....	76	36	33-3	.917
Kirk Cousins.....	76	35	24-10-1	.700
Len Dawson.....	76	34	32-2	.941

Prescott tied the second-most 100.0 rating games in 2019, tallying eight, and after two in his shortened 2020 season, he has five in 2021. Since 2016, Prescott has recorded 23 games with a 100.0 passer rating at AT&T Stadium - tied for third by any quarterback in his home venue during that span:

Player	100.0 Rtg Games	W/L	Win%
Drew Brees.....	26	21-5	.808
Russell Wilson.....	24	19-5	.792
Dak Prescott.....	23	20-3	.870
Tom Brady.....	23	22-1	.957
Aaron Rodgers.....	22	21-1	.955
Three players tied.....	20	--	--

Prescott has recorded a passer rating of 100.0-or-better in five-of-seven games played in 2021, which is tied for the sixth-most 100.0-rating games in the league:

2021 Games with 100.0 QB Rating			
Player	100.0 Gms	Player	100.0 Gms
Tom Brady.....	6	Teddy Bridgewater.....	5
Joe Burrow.....	6	Kirk Cousins.....	5
Kyler Murray.....	6	Dak Prescott.....	5
Matt Stafford.....	6	Aaron Rodgers.....	5
Carson Wentz.....	6	Jameis Winston.....	5
Josh Allen.....	5	Six players tied.....	4

Prescott is also tied for the NFL lead with five games of a 100.0 passer rating and three-plus touchdown tosses:

2021 Games with 100.0 QB Rating, Three Touchdowns			
Player	100.0 Gms	Player	100.0 Gms
Dak Prescott.....	5	Kyler Murray.....	4
Matt Stafford.....	5	Josh Allen.....	3
Tom Brady.....	4	Kirk Cousins.....	3
Joe Burrow.....	4	Two others tied.....	3

★ QB WINS ★

In his sixth season as the starting quarterback of the Dallas Cowboys, Dak Prescott has proven to be a winner, as his 47 victories are tied for fifth in team history. His 13 wins in 2016 were the most by a rookie quarterback in NFL history, and he followed that up with a 9-7 record in 2017, a 10-6 mark in 2018, an 8-8 record in 2019, 2-3 in 2020 and 5-2 thus far in 2021.

Overall, Prescott's 47 wins rank sixth from 2016-21:

Wins by Starting QB - 2016-21

Player	Wins	Games	Win%
Tom Brady, NE/TB	64	84	.762
Russell Wilson, Sea.....	54	85	.641
Aaron Rodgers, GB	53	79	.677
Drew Brees, NO.....	48	70	.686
Ben Roethlisberger, Pit.....	48	70	.693
Dak Prescott, Dal	47	76	.618

Since 2016, Prescott has the second-most wins against his own division, going 21-6 in games he has started against the NFC East:

Player	Wins	Player	Wins
Tom Brady, NE/TB	24	Aaron Rodgers, GB	20
Dak Prescott, Dal	21	Matt Ryan	19

★ FOUR STAR RATING ★

Dak Prescott reached 1,500 pass attempts in the first week of 2019, qualifying him for the all-time NFL passing record books. Prescott ranks sixth in NFL annals in QB Rating, edging out Tony Romo as the highest-rated passer in Cowboys history:

All-Time NFL Quarterback Rating

Player	Att	Cmp	Pct	Yds	TD	Int	TD/INT	
							Ratio	Rate
Patrick Mahomes.....	2,049	1,350	65.9	16,686	134	34	3.94	105.8
Deshaun Watson	1,748	1,186	67.8	14,539	104	36	2.89	104.5
Aaron Rodgers	6,845	4,458	65.1	53,139	429	92	4.66	104.0
Russell Wilson.....	4,460	2,910	65.2	35,142	277	82	3.38	102.3
Drew Brees.....	10,551	7,142	67.7	80,358	571	243	2.35	98.7
Dak Prescott.....	2,548	1,691	66.4	19,679	124	45	2.76	98.4
Kirk Cousins	3,964	2,659	67.1	30,512	206	86	2.39	98.3
Tom Brady	10,941	7,009	64.1	81,854	606	196	3.09	97.6
Tony Romo	4,335	2,289	65.3	34,183	248	117	2.12	97.1
Steve Young	4,149	2,667	64.3	33,124	232	107	2.17	96.8

★ PASS, NO PICKS ★

Dak Prescott recorded a streak of 291 consecutive passes without an interception, spanning the last five games of 2019 and the first three games of 2020. The streak is the longest in Cowboys history, and at the time, it was the 10th-longest in NFL history. Aaron Rodgers holds the record with 402 consecutive passes in 2018:

Consecutive Passes With No INT - NFL History

Player	Season	Consec. Passes	No. Of Games
1. Aaron Rodgers.....	2018	402	11
2. Tom Brady	2010-11	358	12
3. Derek Carr	2018	332	12
.....
10. Dak Prescott.....	2019-20	291	8

Prescott set the Cowboys record for consecutive passes without a pick in Week 1, 2020 at the LA Rams - breaking Troy Aikman's 20-year record of 216 consecutive throws from the 1999 season - and continued to Week 3, 2020 at Seattle before an interception in the second quarter.

Dallas Cowboys Consecutive Passes With No INT

Player	Season	Consec. Passes	No. Of Games
Dak Prescott.....	2019-20	291	8
Troy Aikman.....	1999	216	8
Troy Aikman.....	1995	184	7
Dak Prescott.....	2016	184	6

★ TIGHT WINDOW THROWS ★

Dak Prescott ranks 10th in the NFL in 2021 with 45 tight window throws (throws with less than one yard of separation from nearest defender) and is completing 28.9% of those passes. The NFL average for tight window completion percentage over the last five seasons is 34.3%. Below are Prescott's tight window throws by season.

Season	Tight Wndw Throws	Tight Wndw Comp	Tight Wndw Comp%
2021.....	45	13	28.9%
2020.....	34	12	35.3%
2019.....	106	42	39.6%
2018.....	92	36	39.1%
2017.....	93	41	44.1%
2016.....	96	41	42.7%

★ TOUCHDOWN-TO-INTERCEPTION RATIO ★

Dak Prescott has shown prolific decision making in the young stages of his career, throwing only 45 interceptions against 124 touchdown passes. Prescott also knows when to tuck the ball and attack with his legs, scoring an additional 24 touchdowns on the ground in his five-plus NFL seasons. Among all qualifying quarterbacks (1,500 pass attempts), Prescott ranks sixth all-time with a 2.76 touchdown/interception ratio, and he is one-of-four quarterbacks in league annals to record fewer than 50 interceptions on at least 2,000 pass attempts (2,548 att., 45 int.), joining Nick Foles (2,010 att and 43 int), Case Keenum (2,137 att and 47 int) and Patrick Mahomes (2,049 att, 34 int).

HIGHEST TD/INT RATIO IN NFL HISTORY



★ AERIAL ACCOLADES ★

Dak Prescott finished 2019 third in the NFL in completions of 20-or-more yards (68) and tied for second in touchdowns of 20-or-more yards (14). Of Prescott's 30 touchdown passes, 46.7% came from 20-plus yards - fourth-highest in 2019 (min. 100 com):

Player	Team	Com	Att	TD	20+ TD	20+ TD%
Mason Rudolph.....	PIT	176	283	13	8	61.5%
Patrick Mahomes....	KC	319	484	26	15	57.7%
Daniel Jones.....	NYG	284	459	24	12	50.0%
Dak Prescott.....	DAL	388	596	30	14	46.7%
Tom Brady.....	NE	373	613	24	11	45.8%

Prescott led the league with 25 completions of 20-plus yards in 2020 before his season-ending injury in Week 5. In 2021 he is tied for ninth with 29 long completions, but is tied for second with eight 20-plus yard touchdowns:

2021 20+ Yard Touchdown Pass Leaders

Player	Team	Com	20+ Com	TD	20+ TD	20+ TD%
Joe Burrow.....	Cin	195	34	20	11	55.5%
Tom Brady.....	TB	231	39	25	8	32.0%
Dak Prescott.....	Dal	177	29	18	8	44.4%
Patrick Mahomes....	KC	236	27	20	6	30.0%
Taylor Heinicke.....	Was	175	24	11	6	54.5%

★ FIRST DOWNS FOR 4 ★

Dak Prescott has completed 177-of-255 passes through seven games in 2021, and he ranks ninth in the NFL in 2021 with 106 passing first downs. His first down rate of 41.6% (106-of-255) ranks second in 2021, and since 1991 when the stat began to be tracked, it is third in a single season in Cowboys history:

Single-Season Passing First Down Rate

Player	Season	Com	Att	Yards	1st	1st%
Tony Romo.....	2014	304	435	3,705	189	43.4%
Tony Romo.....	2006	220	337	2,903	143	42.4%
Dak Prescott.....	2021	177	255	2,045	106	41.6%
Tony Romo.....	2007	335	520	4,211	215	41.3%
Troy Aikman.....	1991	237	363	2,754	148	40.8%
Troy Aikman.....	1995	280	432	3,304	173	40.0%
Dak Prescott.....	2016	311	459	3,667	182	39.7%
Tony Romo.....	2011	346	522	1,184	203	38.9%
Dak Prescott.....	2019	365	563	4,599	216	38.4%

Since 1994 when the data became available, the best first down percentage in a full season among quarterbacks is 46.7% by Peyton Manning in 2004.

★ MOVE THE CHAINS ★

Dak Prescott threw for 29 first downs against Cleveland (10/4/20), the most in a single game in Cowboys history and the most by any NFL quarterback in a single game since at least 1994, when the data became available:

Player	Date/Opp	1stD
Dak Prescott.....	10/4/20 vs. Cle	29
Billy Volek.....	12/19/04 vs. Oak	28
Matt Stafford.....	1/1/12 vs. GB	27
Jared Goff.....	9/29/19 vs. TB	27

Prescott then threw for 25 first downs at New England (10/17/21), which is the second-highest total in franchise history:

Player	Date/Opp	1stD
Dak Prescott.....	10/4/20 vs. Cle	29
Dak Prescott.....	10/17/21 at NE	25
Dak Prescott.....	12/9/18 vs. Phi	23
Tony Romo.....	12/6/09 at NYG	23

Prescott has 106 passing first downs on 255 pass attempts in 2021- ninth in the league - and his first down percentage of 41.6% ranks second.

Highest Passing First Down Pct in 2021

Player	Att	1stD	1stD%
Matt Stafford.....	321	137	42.7%
Dak Prescott.....	255	106	41.6%
Kyler Murray.....	256	103	40.2%
Tom Brady.....	343	138	40.2%
Lamar Jackson.....	266	104	39.1%

★ RAYNE MAN ★

Dak Prescott has proven to be a threat with his feet during his young career, and through his first 76 games, he has surpassed 1,000 career rushing yards (1,400) - the fourth Cowboys quarterback to reach that milestone. Prescott did it in 50 games, tying Roger Staubach for the fewest games to the mark.

Overall, Prescott ranks first in rushing scores (24), second in rushing yards (1,400) and third in carries (283) among Cowboys quarterbacks all-time:

All-Time Dallas Cowboys QB Rushing Yard Leaders

Player	Att	Yards	Avg	Long	TD
Roger Staubach.....	410	2,264	5.5	33	20
Dak Prescott.....	283	1,400	4.9	42	24
Don Meredith.....	242	1,216	5.0	28	15
Troy Aikman.....	327	1,016	3.1	25	9

Prescott has notched 24 rushing scores since his rookie season, third by any NFL quarterback from 2016-21:

QB Rush TDs - 2016-21

Player	Rush TDs
Josh Allen, Buf.....	28
Cam Newton, Car/NE.....	27
Dak Prescott, Dal.....	24
Lamar Jackson, Bal.....	21

Prescott's 24 rushing touchdowns rank fourth in NFL history through the first 76 games of a quarterback's career, post merger:

QB Rush TDs - First 75 Games

Player	Rush TDs
Cam Newton, Car.....	40
Daunte Culpepper, MIn.....	29
Josh Allen, Buf.....	28
Dak Prescott, Dal.....	24
Steve Grogan, NE.....	23
Steve McNair, Ten.....	23

Prescott has set various rushing records by a Cowboys QB:

Dak Prescott QB Rushing Records

Team Record Set	Total	Year
Rush Yards by a QB, Single Season.....	357	2017
Rush TDs by a QB, Single Season.....	6	2016, 18
Rush TDs by a QB, Career.....	24	2016-20
Rush Atts by a QB, Single Season.....	75	2018
Rush Atts by a Rookie QB, Single Season.....	57	2016
Longest Rush by a QB.....	42	2019
Rush TDs, Single Game.....	3	2020
Rush Attempts, Single Game.....	11	2018

★ THE RULE OF THREE ★

Dak Prescott rushed for three touchdowns against the Atlanta Falcons (9/20/20), becoming just the 10th Cowboys player - first quarterback - to score three touchdowns on the ground in a single game. He became the fourth Cowboys quarterback to notch a multi-rushing touchdown game and the first since Troy Aikman had two against Arizona (9/6/98):

Player	Opp/Date	Rush TDs
Dak Prescott.....	ATL, 9/20/20	3
Don Meredith.....	Pit, 12/8/63	2
Roger Staubach.....	KC, 11/10/75	2
Troy Aikman.....	ARI, 9/6/98	2

Combined with his 450 passing yards, Prescott is the only player in NFL history to throw for 400 yards and score three touchdowns on the ground in a single game.

★ BOMBS AWAY ★

Since he entered the league in 2016, Prescott has thrown 11 touchdown passes of more than 50 yards, trailing only six other quarterbacks over the last six seasons:

Touchdown Passes of 50+ Yards Since 2016

Player	TDs	Player	TDs
Kirk Cousins, Was/Min.....	14	Russel Wilson, Sea.....	13
Tom Brady, TB.....	13	Philip Rivers, LAC.....	12
Patrick Mahomes, KC.....	13	Dak Prescott, Dal.....	11
Ryan Tannehill, Mia/Ten... 13		Four others tied.....	11

★ MOVING UP THE CHARTS ★

Dak Prescott has 18 games with at least 300 yards through the air - second in Cowboys history:

Player	Games
Tony Romo.....	46
Dak Prescott.....	18
Troy Aikman.....	13
Danny White.....	10
Don Meredith.....	7

His 18 games from 2016-21 are the second-most through a player's first six seasons in Cowboys history (Romo's 24 rank first).

★ 400 FOR 4 ★

Dak Prescott started the 2020 season in historic fashion, setting a NFL record for consecutive games with 450 passing yards (three). By adding another 400-yard game in the first week of 2021, Prescott became the first player in NFL history to throw for 400 yards four times in a five-game span:

Date/Opp	Pass Yds
9/20/20 vs. Atl.....	450
9/27/20 at Sea.....	472
10/4/20 vs. Cle.....	502
10/11/20 vs. NYG*.....	166
9/9/21 at TB.....	403

*Prescott missed rest of 2020 season due to injury

★ QUICK DRAW DAK ★

Dak Prescott is recording an average time to throw of 2.72 seconds on his pass attempts in 2021 - per PFF, which ranks 14th:

Player	Avg Release	Player	Avg Release
B. Roethlisberger.....	2.30	M. Ryan.....	2.58
T. Brady.....	2.36	J. Burrow.....	2.58
K. Cousins.....	2.51	A. Rodgers.....	2.58
R. Tannehill.....	2.51	D. Carr.....	2.67
M. Jones.....	2.53	D. Jones.....	2.69
M. Stafford.....	2.57	J. Goff.....	2.70
J. Herbert.....	2.58	D. Prescott.....	2.72

As his career has progressed, Prescott has gotten rid of the ball faster, as seen by his average time to throw (ATT) by year:

Year	ATT	Year	ATT
2021.....	2.72	2018.....	2.86
2020.....	2.59	2017.....	2.80
2019.....	2.81	2016.....	2.88

★ PRESSURE IS PRIVILEGE ★

Dak Prescott has attempted 82 passes in the face of increased pressure brought by the blitz in 2021 - and has thrown 13 touchdowns, most in the league:

Most Touchdown Passes Against the Blitz - 2021 Season

Player	Att	Com	Yds	TD	Rating
Dak Prescott.....	82	45	601	13	102.7
Tom Brady.....	74	52	687	10	122.0
Joe Burrow.....	72	51	730	9	125.6
Teddy Bridgewater.....	61	50	615	7	146.9
Matthew Stafford.....	80	58	662	7	126.1

★ ANY/A GIVEN SUNDAY ★

Prescott also ranks in the upper echelon in terms of adjusted net yards-per-attempt (ANY/A)*, which is a metric that weighs sacks, places a heavier penalty on interceptions and has a strong correlation with points scored by the offense.

2021 Quarterback ANY/A

Player	Att	Com	Yards	TD	INT	Sks	ANY/A
R. Wilson.....	125	90	1,196	10	1	13	9.12
M. Stafford.....	321	219	2,771	23	6	12	8.59
T. Brady.....	343	231	2,650	25	5	12	8.00
D. Prescott.....	255	177	2,045	18	5	11	7.91
K. Murray.....	256	186	2,276	17	7	18	7.82
K. Cousins.....	302	206	2,140	16	2	10	7.38
B. Mayfield.....	225	150	1,917	8	3	24	7.24
J. Winston.....	161	95	1,170	14	3	11	7.24

ANY/A Formula: ((pass yards + 20(pass TD)) - (45*(interceptions thrown) - sack yards)/(passing attempts + sacks)

★ ZERO TO 400, REAL QUICK ★

Prescott surpassed 400 yards through the air three times each in 2019 and 2020 - tied with Tony Romo (2012) for the most 400-yard games in a single season in Cowboys history:

Player	Team	Season	Games w/ 400 Yds
Tony Romo.....	Dal	2013	Three
<i>Dak Prescott.....</i>	<i>Dal</i>	<i>2019</i>	<i>Three</i>
<i>Dak Prescott.....</i>	<i>Dal</i>	<i>2020</i>	<i>Three</i>

Prescott's three games with 400 yards are also the second-most in a single season in NFL history behind only Dan Marino, Peyton Manning and Ryan Fitzpatrick - all with four:

Player	Team	Season	Games w/ 400 Yds
Dan Marino.....	Mia	1984	Four
Peyton Manning.....	Den	2013	Four
Ryan Fitzpatrick.....	TB	2018	Four
Tony Romo.....	Dal	2013	Three
<i>Dak Prescott.....</i>	<i>Dal</i>	<i>2019</i>	<i>Three</i>
<i>Dak Prescott.....</i>	<i>Dal</i>	<i>2020</i>	<i>Three</i>
Dan Marino.....	Mia	1986	Three
Aaron Rodgers.....	GB	2018	Three
Eli Manning.....	NYG	2011	Three
Philip Rivers.....	SD	2013	Three

Prescott now has nine career 400-yard games after adding two 400-yard performances in 2021, the most by any quarterback since 2016:

Player	400-Yd Games
Dak Prescott.....	9
Tom Brady.....	5
Aaron Rodgers.....	5
Ryan Fitzpatrick.....	5
Patrick Mahomes.....	5
Kirk Cousins.....	5

Prescott's nine 400-yard games are also tied for the most by any passer in the first six seasons of a career:

Player	Seasons	400-Yd Games
Dan Marino.....	1984-88	9
Dak Prescott.....	2016-21	9
Matt Stafford.....	2009-13	6
Patrick Mahomes.....	2018-21	5

Prescott owns the Cowboys record for the most 400-yard games in a Cowboys career:

Player	400-Yd Games	W/L	Win%
Dak Prescott.....	9	5-4	.556
Tony Romo.....	5	0-5	.000
Don Meredith.....	2	1-1	.500
Troy Aikman.....	1	0-1	.000
Kellen Moore.....	1	0-1	.000

Dak Prescott Career 400-Yard Games

Date/Opp	Att	Com	Yards	W/L
10/4/20 vs. Cle.....	58	41	502	L
9/27/20 at Sea.....	57	37	472	L
10/6/19 vs. GB.....	44	27	463	L
12/9/18 vs. Phi.....	54	42	455	W
9/20/20 vs. Atl.....	47	34	450	W
11/17/19 at Det.....	46	29	444	W
9/8/19 vs. NYG.....	32	25	405	W
9/9/21 at TB.....	58	42	403	L
10/17/21 at NE.....	51	31	445	W

Prescott is the only quarterback in Cowboys history to pass for 400 yards in consecutive games, and his three-game streak is tied for the longest streak in NFL history with Ryan Fitzpatrick (2018).

Prescott set an NFL record by passing for at least 450 yards in three straight games (9/20/20 vs. Atl - 10/4/20 vs. Cle), surpassing Jameis Winston (two game streak in 2019):

Player	Season	Games	Yards	TD	W/L
Dak Prescott.....	2020	3	1,424	8	1-2
Jameis Winston.....	2019	2	914	8	2-0

Prescott's 1,424 yards over the three-game stretch (9/20/20 vs. Atl - 10/4/20 vs. Cle) are the most by any NFL quarterback over a three-game stretch in league history.

★ COMPLETE CONTROL ★

Dak Prescott ranks fifth in completion percentage in 2021, recording a career-best 69.4% completion rate so far:

Highest Completion Percentage Among QBs in 2021

Player	Att	Comp	Yards	Pct	TD	Rating
Kyler Murray	256	186	2,276	72.7%	17	110.4
Russell Wilson	125	90	1,196	72.0%	10	125.3
Teddy Bridgewater	285	200	2,163	70.2%	14	101.3
Matt Ryan	301	209	2,157	69.4%	15	98.1
Dak Prescott	255	177	2,045	69.4%	18	108.7

Prescott has been extremely accurate, but not at the detriment of pushing the ball down field, passing for 2,045 yards and 8.02 yards-per-attempt on the year. His completion percentage would rank second in single-season team history:

Highest Single-Season Comp.%, Cowboys History

Player	Season	Comp	Attempts	Comp%
Tony Romo	2014	304	435	69.9%
Dak Prescott	2021	177	255	69.4%
Troy Aikman	1993	271	392	69.1%
Dak Prescott	2016	311	459	67.8%
Dak Prescott	2018	356	526	67.7%

Drew Brees holds the NFL record for completion percentage in a season, 74.4% in 2018.

★ YOU COMPLETE ME ★

Dak Prescott completed 23-of-27 passes in Week 2 against the Chargers (9/19), registering a completion percentage of 85.2% that ranks second in the league in 2021 (Baker Mayfield, 90.5% vs. Hou) and fourth in his career in a single game.

Prescott Career Games with 85.0% Completion Percentage

Date/Opp	Att	Comp	Yards	Pct	TD	INT
12/18/16 vs. TB	36	32	279	88.9%	0	0
9/15/19 at Was	30	26	269	86.7%	3	1
11/29/18 vs. NO	28	24	249	85.7%	1	0
9/19/21 at LAC	27	23	237	85.2%	0	1

Since he entered the league in 2016, Prescott's four games with a completion percentage over 85.0% are tied for the most by any quarterback:

Games with 85.0% Completion Percentage, Since 2016

Player	Games	W/L
Dak Prescott	4	4-0
Derek Carr	4	3-1
Drew Brees	3	3-0
Lamar Jackson	3	3-0

★ MULTIPLE TD MAESTRO ★

Dak Prescott threw three touchdown passes in four consecutive games, starting against Philadelphia (9/27) through the game at New England (10/17). Prescott is the first player in Cowboys history to record four consecutive games with three-or-more touchdowns through the air. It was the longest streak in the NFL in 2021 and was tied for the 11th-longest in league history:

Longest Streak of Games with Three TD Passes

Player	Gms	Player	Gms
Tom Brady (2007)	10	Peyton Manning (2012)	5
Andrew Luck (2018)	8	Aaron Rodgers (2011)	5
Peyton Manning (2004)	8	Steve Young (1998)	5
Dan Marino (1986-87)	7	Bobby Layne (1951)	5
Russell Wilson (2015)	5	Dak Prescott (2021)	4
Aaron Rodgers (2012-13)	5	Many others tied	4

Prescott currently has an active streak of five consecutive games with multiple touchdown passes, tying the longest streak of his career. The five-game clip is the third-longest active streak in the NFL and is tied for the fifth-longest in Cowboys history:

Longest Cowboys Streaks with Multiple TD Passes

Player	Gms	Player	Gms
Don Meredith (1965-66)	13	Danny White (1983)	6
Tony Romo (2006-07)	7	Dak Prescott (2021)	5*
Tony Romo (2007)	6	Seven other instances	5

★ THIRD DOWN DARLING ★

Dak Prescott has been clutch on third down so far in 2021, completing 65.6% of his passes - sixth-highest rate among all QBs - and recording the eighth-highest passer rating in the league.

Quarterback Passer Rating on Third Downs in 2021

Player	Att	Comp	Yards	Pct	TD	Rating
Kyler Murray	58	38	559	65.5%	8	122.1
Matthew Stafford	70	46	705	65.7%	5	116.7
Aaron Rodgers	66	41	508	62.1%	7	115.0
Carson Wentz	77	48	650	62.3%	7	114.1
Matt Ryan	84	61	628	72.6%	7	111.6
Tom Brady	71	43	520	60.6%	10	110.9
Jameis Winston	43	23	310	53.5%	7	106.6
Dak Prescott	61	40	552	65.6%	3	104.0

Prescott's ability to make the play that extends the drive on third down should not be overlooked, as he is posting a first down on 30-of-61 third down attempts in 2021 - the third-highest percentage in the league:

First Down Passing Percentage on Third Downs in 2021

Player	Att	Comp	Yards	1stD	1stD Pct
Matt Stafford	70	46	705	39	55.7%
Patrick Mahomes	75	48	533	38	50.7%
Dak Prescott	61	40	552	30	49.2%

Due in large part to Prescott's proficiency, the Cowboys have been money on third downs so far in 2021, converting 46.1% (47-of-102) of their third down tries - fourth in the NFL. There has only been one Cowboys team to finish a season with a third down percentage above 50.0% in franchise history - the 1978 team that converted 50.2% of its third down attempts:

Highest Cowboys Third Down Conversion Percentage

Season	Att	Conv	Pct
1978	235	118	50.2%
1979	241	120	49.8%
1980	243	120	49.4%
2006	205	100	48.8%
2014	201	95	47.3%
2019	204	96	47.1%
2021	102	47	46.1%

Below is a breakdown of the Cowboys third down conversions by distance in 2021:

3rd & Short (<4 Yds)	3rd & Med (4-6 Yds)	3rd & Long (>6 Yds)	3rd & 10+
25-37 (65.6%)	14-23 (60.9%)	8-42 (19.0%)	4-20 (20.0%)
Rank: 10th	Rank: 2nd	Rank: 28th	Rank: 12th

★ GUESS WHO'S DAK ★

Dak Prescott has returned from his 2020 season-ending ankle injury with a renewed purpose and focus in 2021, and he ranks fourth in the NFL in passer rating on his comeback tour:

2021 NFL Quarterback Rating

Player	Att	Cmp	Pct	Yds	TD	Int	TD/INT	Ratio	Rate
Russell Wilson	125	92	72.0	1,196	10	1	10.00	125.3	
Matt Stafford	321	219	68.2	2,771	23	6	3.83	111.0	
Kyler Murray	256	186	72.7	2,276	17	7	2.43	110.4	
Dak Prescott	255	177	69.4	2,045	18	5	3.60	108.7	
Tom Brady	343	231	67.3	2,650	25	5	5.00	108.6	

Perhaps most impressive is Prescott's late game prowess, as he ranks second with a 119.2 passer rating in the second half/OT.

2021 QB Passer Rating in Second Half/OT

Player	Att	Comp	Yards	Pct	TD	Rating
Matthew Stafford	145	101	1,429	69.7%	11	126.5
Dak Prescott	119	85	965	71.4%	11	119.2
Tom Brady	155	109	1,184	70.3%	9	109.2
Lamar Jackson	143	98	1,260	68.5%	9	108.1
Russell Wilson	59	40	412	67.8%	3	104.6

445

Dak Prescott threw for 445 yards at New England (10/17) in Week 6 - the most passing yards ever allowed by a Bill Belichick-coached Patriots defense - a span of 21 years and 336 games.

★ PASSING DEPTH CHART ★

Below is a chart detailing Dak Prescott's attempts by distance for the 2021 season, per *Pro Football Focus*:



Outside Left	Between Numbers	Outside Right
4/13	5/10	5/12
104	146	173
0 TD, 0 INT	1 TD, 2 INT	4 TD, 0 INT
61.1 NFL	89.6 NFL	128.5 NFL
10/15	14/22	8/13
137	220	109
2 TD, 0 INT	0 TD, 2 INT	4 TD, 0 INT
135.3 NFL	58.9 NFL	127.9 NFL
17/26	51/63	28/31
188	486	255
1 TD, 1 INT	3 TD, 0 INT	2 TD, 0 INT
83.5 NFL	114.7 NFL	122.4 NFL
14/15	8/9	13/13
93	49	85
0 TD, 0 INT	0 TD, 0 INT	1 TD, 0 INT
92.5 NFL	89.4 NFL	119.6 NFL

Statistics: COM/ATT
YDS (YAC)

★ ELITE COMPANY ★

Dak Prescott has thrown 18 touchdown passes through the first eight games of 2021. He is tied for the third-most touchdowns through eight games in team history, despite only playing in seven of the eight games because of a calf injury:

Most TD Passes Through Eight Games, Team History

Player	Season	Gms Played	Pass TD
Don Meredith	1966	8	19
Tony Romo	2007	8	19
Dak Prescott	2021	7	18
Tony Romo	2013	8	18
Dak Prescott	2017	8	16
Roger Staubach	1978	8	16
Danny White	1980	8	16
Danny White	1982	8	16

★ HOME SWEET HOME ★

Dak Prescott has a 27-12 record as the starting quarterback when he plays at home in the confines of AT&T Stadium:

Prescott Home Stadium Stats by Season

Season	W-L	Att	Comp	Yards	Pct	TD	INT
2016	7-1	248	172	1,976	69.4	11	1
2017	3-5	258	160	1,627	62.0	11	9
2018	7-1	248	179	1,995	72.2	14	3
2019	5-3	286	190	2,620	66.4	20	7
2020	2-1	126	89	1,118	70.6	5	2
2021	3-1	119	76	960	63.9	12	2
Totals	27-12	1,285	866	10,296	67.4	73	24

Prescott's 27 wins at home since the start of 2016 rank fourth in the league:

Player	Wins	Win%	Player	Wins	Win%
Tom Brady	33	.805	Dak Prescott	27	.692
Aaron Rodgers	31	.829	Drew Brees	26	.722
Russell Wilson	28	.683	Kirk Cousins	25	.581

★ NFC OFFENSIVE POTW X4 ★

Dak Prescott earned NFC Offensive Player of the Week honors for his Week 6 performance in the comeback victory over New England (10/17/21). Prescott threw for 445 yards and three touchdowns - the most yards ever against a Bill Belichick Patriots defense - marking the fourth-consecutive three-touchdown day for Prescott. Included in his three touchdowns was the overtime game-winner to CeeDee Lamb, cementing Prescott's 17th career game-winning drive and Dallas' first win in Foxboro since 1986.

Prescott also earned NFC Offensive Player of the Week honors for his Week 1, 2019 performance against the N.Y. Giants (9/8/19), again in Week 12, 2019 after commanding a road victory over the Detroit Lions (11/17/19), and then Prescott carried the Cowboys to a comeback victory from a 20-point deficit at home against the Falcons (9/20/20) in Week 2 of the 2020 season.

Prescott joins Troy Aikman and Tony Romo as the only Cowboys quarterbacks to earn three player of the week awards:

Cowboys Career NFC Offensive Player of the Week Awards

Player	Position	POTW Awards
Emmitt Smith	RB	11
Troy Aikman	QB	9
Tony Romo	QB	5
Michael Irvin	WR	4
Dak Prescott	QB	4
Drew Bledsoe	QB	2
Amari Cooper	WR	2

★ WHAT A RUSH! ★

Cooper Rush became the 44th quarterback to start a game for the Cowboys when he took the reins for an injured Dak Prescott at Minnesota (10/31). Rush showed good command of the offense, leading Dallas to a comeback victory on the road while throwing for 325 yards and two touchdowns - the second-most yards in a first career start by a Cowboy, trailing only Gary Hogeboom's 343 yards at the LA Rams in 1984 (9/3).

Most Passing Yards By a Cowboy in First Career Start

Player	Yards	Opponent/Date
Gary Hogeboom	343	at LA Rams, 9/3/84
Cooper Rush	325	at Minnesota, 10/31/21
Steve Pelluer	271	at Denver, 10/5/86
Tony Romo	270	at Carolina, 10/29/06
Garrett Gilbert	243	vs. Pittsburgh, 11/8/20

The yardage total is also the sixth-most yards by a quarterback in his first start as a Cowboy:

Most Passing Yards in First Cowboys Start

Player	Yards	Opponent/Date
Jon Kitna	379	vs. Jacksonville, 10/31/10
Kyle Orton	358	vs. Philadelphia, 12/29/13
Vinny Testaverde	355	at Minnesota, 9/12/04
Eddie LeBaron	345	vs. Pittsburgh, 9/24/60
Gary Hogeboom	343	at LA Rams, 9/3/84
Cooper Rush	325	at Minnesota, 10/31/21

Rush became the first Cowboy to win his first career start at quarterback since Stephen McGee defeated the Eagles 14-13 in Philadelphia (1/2/11), leading Dallas on an eight-play, 75-yard drive with 2:51 left in the game that culminated in Rush's touchdown toss to Amari Cooper to give Dallas the go-ahead score and the win. Rush is just the fourth Cowboys passer to lead a game-winning drive in his first-career start:

Cowboys QBs To Lead a Game-Winning Drive in First-Career Start

Player	Opponent/Date
Gary Hogeboom	at LA Rams, 9/3/84
Tony Romo	at Carolina, 10/29/06
Stephen McGee	at Philadelphia, 1/2/11
Cooper Rush	at Minnesota, 10/31/21



12.2%

Ezekiel Elliott eats up yards in big portions when he carries the ball, recording 188 rushes of 10-plus yards in his career. Elliott has averaged a big-play rush on 12.2% of his career carries, fourth among all active running backs and 23rd all-time.

★ KING EZEKIEL ★

After leading the league in rushing as a rookie in 2016, Ezekiel Elliott finished 10th in the NFL in 2017 despite missing six games. He once again won the NFL rushing title in 2018 and finished fourth in 2019. He finished 2020 10th in rushing among running backs, 11th overall, and in 2021 he ranks fifth in the NFL.

Elliott became the second Cowboy, 11th player, fifth since the merger, to win the rushing title twice in his first three seasons:

Rushing Titles in Two of First Three Seasons

Player	Seasons	Player	Season
Byron White, Pit/Det	1938, 40	Earl Campbell, Hou	1978-80
Bill Dudley, Pit	1942, 46	Eric Dickerson, LAR	1983-84
Bill Paschal, NYG	1943, 44	Emmitt Smith, Dal	1991-92
Jim Brown, Cle	1957-59	Egerrin James, Ind	1999-00
Cookie Gilchrist, Buf	1962, 64	Ezekiel Elliott, Dal	2016, 18
Jim Nance, Bos	1966-67		

In team history, Elliott became only the second Cowboy to win the rushing title in multiple seasons, joining Emmitt Smith (four):

Dallas Cowboys Rushing Title Winners

Player	Season	Yards	Player	Season	Yards
Emmitt Smith	1991	1,563	DeMarco Murray	2014	1,845
Emmitt Smith	1992	1,713	Ezekiel Elliott	2016	1,631
Emmitt Smith	1993	1,486	Ezekiel Elliott	2018	1,434
Emmitt Smith	1995	1,773			

Elliott leads all NFC players with 622 rushing yards in 2021, and his total ranks fifth among all NFL rushers:

2021 NFL Rushing Leaders

Player	Att	Yards	Avg	TD	1st	1stD%
Derrick Henry	219	937	4.3	10	49	22.4%
Jonathan Taylor	140	821	5.8	8	49	35.0%
Nick Chubb	120	721	6.0	6	34	28.3%
Joe Mixon	150	636	4.2	7	30	20.0%
Ezekiel Elliott	128	622	4.9	5	32	25.0%
Lamar Jackson	97	600	6.2	2	36	37.1%
Darrell Henderson	121	562	4.6	5	30	24.8%

★ THE BOOK OF EZEKIEL ★

For only the second time in franchise history, the Dallas Cowboys used a top-five pick on a running back when they chose Ezekiel Elliott out of Ohio State with the fourth overall selection in the 2016 NFL Draft. Dallas selected Tony Dorsett with the second pick in the 1977 NFL Draft.

In his first season, Elliott produced seven 100-yard rushing games - most by a Cowboys rookie all-time and tied for the most in the NFL in 2016. He owns 30 for his career to rank third all-time in team history.

Dallas is 26-4 when Elliott tops 100 yards on the ground:

Ezekiel Elliott 100-yard Rushing Games (30 total)

Yds	Opp	W/L	Date	Yds	Opp	W/L	Date
159	TB	W	12/18/16	121	WAS	W	11/22/18
157	@GB	W	10/16/16	117	LAR	W	12/15/19
152	DET	W	9/30/18	116	GB	L	10/8/17
151	@Phi	W	11/11/18	114	@Pit	W	11/13/16
150	@Was	W	10/29/17	113	PHI	W	12/9/18
147	@SF	W	10/22/17	111	@Was	W	9/15/19
143	Car	W	10/3/21	111	PHI	W	10/20/19
140	CHI	W	9/25/16	110	NYG	W	10/10/21
139	@NYG	W	11/4/19	107	@NYG	L	12/11/16
138	@SF	W	10/2/16	105	PHI	W	12/27/20
134	CIN	W	10/9/16	105	@NYJ	L	10/13/19
127	@Sea	L	9/23/18	104	NYG	W	9/10/17
125	MIA	W	9/22/19	106	JAX	W	10/14/18
122	@Atl	W	11/18/18	103	@Phi	W	12/31/17
122	WAS	W	12/29/19	103	@Min	W	11/22/20

Career 100-Yard Rushing Games

Player	Games
Emmitt Smith	76
Tony Dorsett	43
Ezekiel Elliott	30

Elliott set a franchise rookie record with 12 games of 20-plus carries, which was also the most by any NFL rusher in 2016. He has 40 career games with 20-plus carries. Dallas is 30-10 during those contests:

Ezekiel Elliott 20-plus Carry Games (40 total)

Opp	Date	Att	Yds	W/L	Opp	Date	Att	Yds	W/L
@Was	10/19/17	33	150	W	@Atl	11/18/18	23	122	W
CHI	9/25/16	30	140	W	NO	11/29/18	23	76	W
GB	10/8/17	29	116	L	@Was	9/15/19	23	111	W
@GB	10/16/16	28	157	W	PHI	10/20/19	22	111	W
PHI	12/9/18	28	113	W	PHI	10/30/16	22	96	W
@NYJ	10/13/19	28	105	L	@Ari	9/25/17	22	80	W
KC	11/5/17	27	93	W	@LAR	9/13/20	22	96	L
@Phi	12/31/17	27	103	W	ATL	9/20/20	22	89	W
WAS	11/22/18	26	121	W	@NE	11/24/19	21	86	L
@SF	10/22/17	26	147	W	@Was	9/18/16	21	83	W
DET	9/30/18	25	152	W	@Pit	11/13/16	21	114	W
BAL	11/20/16	25	97	W	LAR	10/1/17	21	85	L
@NYG	12/11/16	24	107	L	@Min	11/22/20	21	103	W
NYG	9/10/17	24	104	W	NYG	10/10/21	21	110	W
SEA	12/24/17	24	97	L	NYG	9/11/16	20	51	L
JAX	10/14/18	24	106	W	WAS	11/20/16	20	97	W
LAR	12/15/19	24	117	W	@Min	12/1/16	20	86	W
@NYG	11/4/19	23	139	W	@Hou	10/7/18	20	54	L
@SF	10/2/16	23	138	W	MIN	11/10/19	20	47	L
TB	12/18/16	23	159	W	Car	10/3/21	20	143	W

★ KEEP IT ¹⁰⁰ ★

Ezekiel Elliott has posted 30 games with at least 100 rushing yards since 2016 - most in the NFL during that time:

100-Yard Rushing Games - 2016-21

Player	Games
Ezekiel Elliott, Dal	30
Derrick Henry, Ten	25
Nick Chubb, Cle	20

Elliott has two 100-yard outings in 2021, which is tied for seventh:

100-Yard Rushing Games - 2021

Player	Games	Player	Games
Derrick Henry	5	Damien Harris	3
Jonathan Taylor	4	Eli Mitchell	3
Nick Chubb	3	C. Edwards-Helaire	2
Dalvin Cook	3	Ezekiel Elliott	2

★ EZEKIEL ELLIOTT RUSHING TOUCHDOWNS BY TEAM ★



★ BIG-PLAY RUNS ★

Since entering the league in 2016, Ezekiel Elliott has posted the most “big-play” runs of 10-plus yards:

Big-Play Runs - 2016-21

Player	10+ Runs
Ezekiel Elliott, Dal	188
Derrick Henry, Ten	173
Melvin Gordon III, LAC/Den	136

In fact, Elliott has recorded a 10-plus yard run on 12.2% of his career carries, which ranks eighth in the NFL among active running backs and 22nd in NFL history (min. 750 att):

Career Big-Play Run Percentage - Active Running Backs

Player	10+ Run%	Player	10+ Run%
Nick Chubb	15.4%	Adrian Peterson	12.5%
Kareem Hunt	13.2%	Aaron Jones	12.4%
Dalvin Cook	13.2%	Derrick Henry	12.3%
Alvin Kamara	12.6%	Ezekiel Elliott	12.2%

Elliott is tied for fifth in big-play runs in 2021 with 18:

Player	10+ Runs	Player	10+ Runs
Nick Chubb	22	Jalen Hurts	18
Jonathan Taylor	22	Lamar Jackson	18
Dalvin Cook	21	Darrell Henderson Jr.	17
Derrick Henry	20	Eli Mitchell	17
Ezekiel Elliott	18	Javonte Williams	16

★ ALL I DO IS SCORE ★

Ezekiel Elliott’s penchant for scoring touchdowns has put him in rarefied company, and with his rushing touchdown against Carolina (10/3), he became just the fifth player in NFL history to post 50 rushing touchdowns and 10 receiving touchdowns in the first 75 games of a career:

Players with 50 Rush TD and 10 Rec TD in First 75 Games

Player	Rush TD	Rec TD	Total TD
Jim Brown	68	11	79
Marcus Allen	52	15	67
Arian Foster	53	13	66
Todd Gurley II	59	12	71
Ezekiel Elliott	50	10	60

Elliott is the second Cowboys rusher to reach 50 scores on the ground in 75 games played, joining Emmitt Smith.

★ BY LAND AND BY AIR ★

Ezekiel Elliott rushed for a 13-yard score and caught a four-yard pass for a touchdown against the N.Y. Giants (10/10). It was Elliott’s eighth career game with a touchdown on the ground and through the air, third-most in the league since 2016:

Games with Rush TD & Rec TD Since 2016

Player	Team	Seasons	Games
Christian McCaffrey	CAR	2017-21	9
Alvin Kamara	NO	2017-21	9
Ezekiel Elliott	DAL	2016-21	8
David Johnson	ARZ/HOU	2016-21	6
Kareem Hunt	KC/CLE	2016-21	6

★ AIR & GROUND ★

Ezekiel Elliott has proven himself a dual-threat throughout his career, establishing a club record for the most games with 100 rush yards and 50 receiving yards in Cowboys history:

100 Rush Yds & 50 Rec. Yds Games

Player	Games
Ezekiel Elliott	5
Tony Dorsett	4
Herschel Walker	4
Emmitt Smith	4

His five career games with at least 100 rushing yards and 50 receiving yards are also tied for the most by any league rusher since he entered the NFL in 2016 (Christian McCaffrey):

Player	Games	Player	Games
Ezekiel Elliott	5	James Conner	4
Christian McCaffrey	5	Todd Gurley	4
Le’Veon Bell	4	Four players tied	3

Elliott is also the second player in team history with 1,000 rushing yards and 500 receiving yards in a single season, joining Herschel Walker (1988):

1,000 Rush Yds & 500 Rec. Yds

Player	Season	Rush	Rec	Total
Herschel Walker	1988	1,514	505	2,019
Ezekiel Elliott	2018	1,434	567	2,001

Elliott was voted FedEx Ground Player of the Week for his Week 4 performance against Carolina (10/3/21), when he tallied 143 rushing yards on 20 carries.

★ ALWAYS HUNGRY ★

Dak Prescott and Ezekiel Elliott entered the NFL as part of the Cowboys 2016 Draft class and have shared a bond ever since. Since 2016, Prescott and Elliott have connected for the eighth-most touchdown hookups between a quarterback/running back duo in the NFL with 10 touchdowns:

Players	Team	TDs
Tom Brady/James White	NE	20
Philip Rivers/Austin Ekeler	LAC	14
Drew Brees/Alvin Kamara	NO	14
Jared Goff/Todd Gurley II	LAR	12
Cam Newton/Christian McCaffrey	Car	11
Matt Ryan/Tevin Coleman	Atl	11
Philip Rivers/Melvin Gordon III	LAC	11
Dak Prescott/Ezekiel Elliott	Dal	10
Aaron Rodgers/Aaron Jones	GB	9

Elliott has 11 touchdown catches in his career, which ties him with Emmitt Smith, Preston Pearson and Timmy Newsome for fourth all-time by a running back in Cowboys history:

Most Touchdown Catches by a Cowboys Running Back				
Player	Seasons	Rec	Yds	Rec TDs
Dan Reeves	1965-72	129	1,693	17
Daryl Johnston	1989-99	294	2,227	14
Tony Dorsett	1977-87	382	3,432	13
Ezekiel Elliott	2016-21	264	2,110	11
Timmy Newsome	1980-88	212	1,966	11
Preston Pearson	1975-80	189	2,274	11
Emmitt Smith	1990-02	486	3,012	11

★ GO AHEAD TD GLUTTON ★

Ezekiel Elliott has been a touchdown machine for the Cowboys, and he has been extra hungry in the pivotal moments of games, scoring 26 touchdowns to put the Cowboys ahead in the game since his rookie season - the third-most go ahead touchdowns of any non-passer in the NFL:

Go Ahead Rush and Rec TDs - 2016-21

Player	Rush TD	Rec TD	Total TDs
Davante Adams	0	27	27
Melvin Gordon	22	5	27
Ezekiel Elliott	22	4	26
Derrick Henry	22	0	22
Todd Gurley	15	6	21
Tyreek Hill	2	18	20
Alvin Kamara	13	6	19
Amari Cooper	0	18	18
Travis Kelce	0	18	18
Aaron Jones	12	5	17

★ ALL-TIME COWBOYS RUSHERS ★

Below are Ezekiel Elliott's rankings in several key offensive categories in Cowboys history:

RUSH ATTEMPTS		RUSHING TOUCHDOWNS	
Emmitt Smith	4,052	Emmitt Smith	153
Tony Dorsett	2,755	Tony Dorsett	72
Ezekiel Elliott	1,541	Ezekiel Elliott	51
Don Perkins	1,500	Marion Barber	47

RUSH YARDS		SCRIMMAGE YARDS	
Emmitt Smith	17,162	Emmitt Smith	20,174
Tony Dorsett	12,036	Tony Dorsett	15,468
Ezekiel Elliott	7,006	Jason Witten	12,977
Don Perkins	6,217	Michael Irvin	11,910
		Ezekiel Elliott	9,116

YARDS-PER-ATTEMPT		TOTAL TOUCHDOWNS	
DeMarco Murray	4.85	Emmitt Smith	164
Ezekiel Elliott	4.55	Tony Dorsett	85
Tony Dorsett	4.37	Dez Bryant	73
Walt Garrison	4.32	Bob Hayes	73
		Jason Witten	72
		Michael Irvin	65
		Ezekiel Elliott	62

★ HUNGRY? GRAB SCRIMMAGE YARDS ★

Ezekiel Elliott ranked eighth among running backs - 15th overall - in the NFL with 1,317 scrimmage yards in 2020, and ranks seventh in 2021 with 775:

Scrimmage Yards by Running Backs in 2021

Player	Team	Rush Yds	Rec Yds	Tot Yds
Jonathan Taylor	Ind	821	293	1,114
Derrick Henry	Ten	937	154	1,091
Alvin Kamara	NO	530	310	840
Najee Harris	Pit	541	289	830
Joe Mixon	Cin	636	194	830
Austin Ekeler	LAC	479	325	804
Nick Chubb	Cle	721	69	790
Ezekiel Elliott	Dal	622	153	775
Aaron Jones	GB	516	237	753
Cordarrelle Patterson	Atl	278	459	737

Elliott also leads all players in scrimmage yards since he entered the league in 2016 and is the only player in the NFL with at least 7,000 rushing yards and 2,000 receiving yards in that time:

Scrimmage Yards Leaders Since 2016

Player	Rush Yds	Rec Yds	Tot Yds
Ezekiel Elliott	7,006	2,110	9,116
Derrick Henry	6,797	846	7,643
Melvin Gordon III	5,062	2,002	7,064
Julio Jones	24	7,031	7,055
Todd Gurley II	4,976	2,066	7,042

Elliott ranks third in scrimmage yards-per-game among all players in the Super Bowl era:

Player	Scr. Yds/G	Player	Scr. Yds/G
Billy Sims	119.6	Terrell Davis	113.9
Barry Sanders	118.9	Walter Payton	111.9
Ezekiel Elliott	115.4	Arian Foster	110.9
C. McCaffrey	114.5	Marshall Faulk	108.8

★ KEEP IT ¹⁰⁰ PART 2 ★

Ezekiel Elliott does not discriminate when it comes to 100-yard games, gobbling up yards on the ground and in the air throughout his career to the tune of 47 games with 100 scrimmage yards - by far the most of any player in the NFL since 2016:

100 Scrimmage Yard Games - 2016-21

Player	Games
Ezekiel Elliott, Dal	48
Alvin Kamara, NO	33
Julio Jones, Atl/Ten	31
Derrick Henry, Ten	30
Christian McCaffrey, Car	30
David Johnson, Ari/Hou	29
Melvin Gordon, LAC/Den	28

In fact, Elliott's 48 games with 100 scrimmage yards rank 15th by any player in the first six years of a career:

100 Scrimmage Yard Games - First Six NFL Seasons

Player	Games	Player	Games
Eric Dickerson	64	Matt Forte	50
Edgerrin James	62	Steven Jackson	50
LaDainian Tomlinson	60	Ricky Watters	50
Emmitt Smith	59	Clinton Portis	49
Marcus Allen	55	Ezekiel Elliott	48
Adrian Peterson	55	Shaun Alexander	47
Thurman Thomas	55	Ottis Anderson	47
Curtis Martin	54	Arian Foster	47
Barry Sanders	53	LeSean McCoy	47
Marshall Faulk	51	Chris Johnson	46

Elliott's 48 games with 100 scrimmage yards rank third in Cowboys history, recently passing Michael Irvin (47):

Dallas Cowboys 100-Yard Scrimmage Games

Player	Career Gms	100-Yd Gms	100-Yd%
Emmitt Smith	201	100	49.8%
Tony Dorsett	157	71	45.2%
Ezekiel Elliott	79	48	60.1%
Michael Irvin	159	47	29.5%
Calvin Hill	73	30	41.1%

★ MOVE THE CHAINS ★

Ezekiel Elliott was the engine that kept the Cowboys offense moving in 2020, accounting for 82 total first downs on the year - the fifth-most first downs in the league. Elliott has 42 total first downs in 2021 and is tied for sixth with 32 rushing first downs:

Most Rushing First Downs by Player in 2021

Player	Rush Att	Rush 1st	1st%
Derrick Henry.....	219	49	22.4%
Jonathan Taylor.....	140	49	35.0%
Lamar Jackson.....	97	36	37.1%
Jalen Hurts.....	83	35	42.2%
Nick Chubb.....	120	34	28.3%
Ezekiel Elliott.....	128	32	25.0%
James Conner.....	115	32	27.8%

Additionally, Elliott is gaining a first down on 25.4% of his carries, which ranks 17th among qualifying running backs in 2021 (min. 50 carries).

Elliott is one of the most prolific chain movers at the running back position in recent history, picking up a first down on 25.4% of his 1,541 career carries - a percentage that ranks eighth among all rushers since the data became available in 1994 (min. 500 att.):

Highest Rush 1st Down Percentage by RB Since 1994

Player	Att	Yds	1st D	1st D %
Zack Crockett.....	510	1,701	158	31.0%
Marcus Allen*.....	726	2,934	195	26.9%
Priest Holmes.....	1,780	8,172	471	26.5%
Jamaal Charles.....	1,407	7,563	368	26.2%
Chris Carson.....	769	3,502	201	26.1%
Sammy Morris.....	736	3,053	190	25.8%
Marlon Mack.....	567	2,484	146	25.7%
Ezekiel Elliott.....	1,541	7,006	392	25.4%
Alvin Kamara.....	818	3,870	208	25.4%
Aaron Jones.....	767	3,880	195	25.4%

*numbers from career stats starting in 1994

★ CONSUMMATE CONSUMER ★

Ezekiel Elliott's first five NFL seasons have put him in the upper echelon of running backs at the outset of a career, as he is one-of-four players in NFL history to record 1,200 scrimmage yards and seven touchdowns in each of his first five years:

Players with 1,200 Yards and Seven TDs in First Five Years

Player	Seasons	Total Yards	Total TD
Ricky Watters.....	1992-96	7,852	58
Randy Moss.....	1998-02	6,884	60
LaDainian Tomlinson.....	2001-05	9,753	80
Ezekiel Elliott.....	2016-20	8,341	56

Elliott surpassed 9,000 career scrimmage yards at Minnesota (10/31), becoming the 25th player to reach the mark in his first six NFL seasons, but the fifth-fastest in the Super Bowl era by accomplishing the feat in only 78 career games:

Fastest Players to 9,000 Scrimmage Yards

Player	Games	Touches	Total Yards
Edgerrin James.....	72	1,929	9,096
LaDainian Tomlinson.....	72	1,874	9,020
Eric Dickerson.....	73	1,849	9,072
Le'Veon Bell.....	75	1,802	9,076
Ezekiel Elliott.....	78	1,792	9,040

Elliott also eclipsed 7,000 rushing yards against Denver (11/7), becoming the 11th NFL player to reach the mark in his first 79 games, and the second Cowboys player (Emmitt Smith, 79 games):

Players With 7,000 Rush Yards in First 79 NFL Games

Player	Rush Att	Rush Yards
Eric Dickerson.....	1,877	8,820
Earl Campbell.....	1,729	7,703
Edgerrin James.....	1,805	7,636
Terrell Davis.....	1,655	7,607
Barry Sanders.....	1,571	7,511
Walter Payton.....	1,676	7,508
Emmitt Smith.....	1,677	7,460
LaDainian Tomlinson.....	1,702	7,361
Clinton Portis.....	1,598	7,323
Adrian Peterson.....	1,519	7,251
Ezekiel Elliott.....	1,541	7,006

★ FORWARD MOMENTUM ★

The Dallas Cowboys have a tandem of running backs that are among the best at providing positive yards at every opportunity, with Ezekiel Elliott recording a negative rush on only 5.47% of his 128 carries - the eighth-lowest percentage - and Tony Pollard with one negative rush on 672 attempts:

Lowest Negative Rush Percentage By RB in 2021

Player	Team	Carries	Stuffs	Stuff %
Tony Pollard.....	Dal	72	1	1.39%
Chase Edmonds.....	Ari	76	2	2.63%
Sony Michel.....	LAR	72	2	2.78%
Mark Ingram II.....	Hou	107	4	3.74%
Josh Jacobs.....	LV	73	3	4.11%
Darrell Henderson Jr.....	LAR	121	6	4.96%
AJ Dillon.....	GB	76	4	5.26%
Ezekiel Elliott.....	Dal	128	7	5.47%
Cordarrelle Patterson.....	Atl	73	4	5.48%
James Robinson.....	Jac	88	5	5.68%

*min. 50 carries

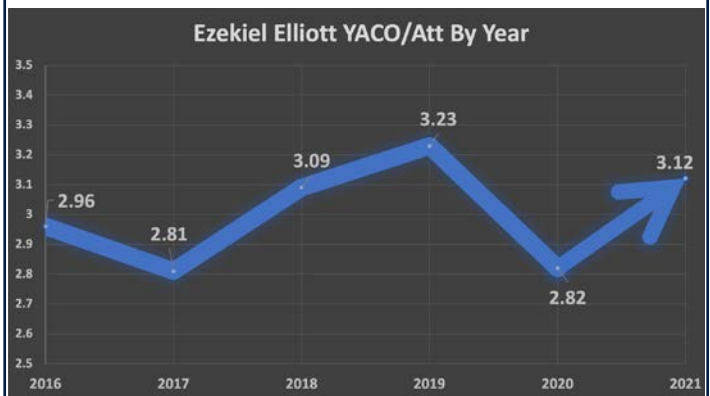
★ BUILT ZEKE TOUGH ★

Ezekiel Elliott was a bruising force with the ball in his hands in 2020, punishing opposing defenses with 688 yards after contact when he carried the ball - ninth in the NFL (per PFF). Elliott ranks fifth in the NFL in 2021 with 399 yards after contact:

Player	Team	Rush	Yards	YACO	YACO/Att
Derrick Henry.....	Ten	219	937	728	3.32
Nick Chubb.....	Cle	120	721	549	4.58
Jonathan Taylor.....	Ind	140	821	508	3.63
Joe Mixon.....	Cin	150	636	483	3.22
Ezekiel Elliott.....	Dal	128	622	399	3.12
Damien Harris.....	NE	133	547	396	2.98
Eli Mitchell.....	SF	89	469	376	4.22
Alvin Kamara.....	NO	146	530	370	2.53

Elliott recorded 99 yards after contact in the Week 4 win over Carolina, his most in a single game since Week 15 of the 2019 season against the LA Rams (12/15/19), when he had 104 yards.

He is averaging 3.12 yards after contact per-attempt in 2021, which is up from 2020 and the second-highest average of his career:



★ MR. TOUCHDOWN ★

Ezekiel Elliott reached 50 career touchdowns - 41 rushing and nine receiving - in the 2020 season opener at the LA Rams. He currently sits at 59 scores, the 11th Cowboy to reach 50 career touchdowns and the fourth to do so in his first five seasons, joining Emmitt Smith (75), Dez Bryant (58) and Bob Hayes (53):

Cowboys Players with 50 TDs Through First Five Years

Player	Gms	Rush TD	Rec TD	Ret TD	Tot TD
Emmitt Smith.....	77	71	4	0	75
Dez Bryant.....	75	0	56	2	58
Ezekiel Elliott.....	71	46	10	0	56
Bob Hayes.....	64	1	49	3	53

Elliott's 62 touchdowns since 2016 are the sixth-most in the NFL, fifth among running backs.

★ GIVE HIM 200 ★

Ezekiel Elliott owns four 200 scrimmage yard games in his career - tied with DeMarco Murray and Emmitt Smith for the most such games in Cowboys history. Marshall Faulk owns the NFL record with 14 200-yard games.

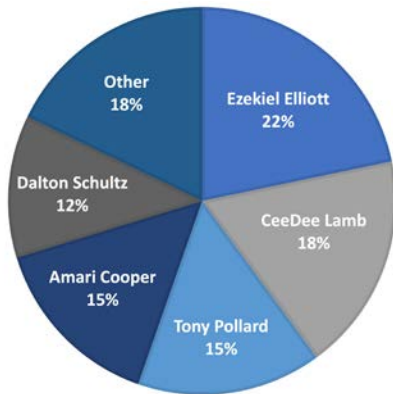
Ezekiel Elliott 200-Yard Games

Date/Opp	Rush Yds	Rec Yds	Tot Yds
9/30/18 vs. Det.....	152	88	240
10/22/17 at SF.....	147	72	219
11/13/16 at Pit.....	114	95	209
11/18/18 at Atl.....	122	79	201

★ DIVIDING UP THE PIE ★

Dallas Cowboys Head Coach Mike McCarthy has a plethora of offensive weapons at his disposal. Below is a breakdown of the percentage of yards gained by player in 2021:

Dallas Cowboys Offensive Breakdown - 3,259 Gross Yards



★ TWICE AS NICE ★

The Cowboys rushed for 245 yards in the win against Carolina (10/3), which is just the fifth time that Dallas has totaled 245-or-more rushing yards in a single game since 2000. The last time Dallas surpassed 245 rushing yards was against the LA Rams (263, 12/15/19).

Dallas Cowboys Top Rushing Performances Since 2000

Date/Opp	Rush Att.	Rush Yds	Yds/Att
10/23/11 vs. Stl.....	34	294	8.65
10/22/17 at SF.....	43	265	6.16
12/15/19 vs. LAR.....	45	263	5.84
9/20/09 vs. NYG.....	29	251	8.66
10/3/21 vs. Car.....	34	245	7.21

Dallas again topped 200 yards on the ground against the N.Y. Giants, (10/10), giving them a two-game streak eclipsing the 200-yard mark. The Cowboys are one-of-two teams with multiple 200-yard rushing performances in 2021 (Cleveland, two games), and the two-game streak is tied for the longest in team history (eight previous occurrences):

Dallas Cowboys Streaks with 200 Rushing Yards

Streak Dates/Opp	Length	Total RushYds
10/3/21 vs. Car - 10/10/21 vs. NYG.....	2	446
9/15/19 at Was - 9/22/19 vs. Mia.....	2	448
9/20/09 vs. Car - 9/28/09 NYG.....	2	463
10/7/79 at Min - 10/14/79 vs. LAR.....	2	480
10/2/77 vs. TB - 10/9/77 at Stl.....	2	469
12/13/75 vs. Was - 12/21/75 at NYJ.....	2	450
12/16/73 at Stl - 9/15/74 at Atl.....	2	412
12/3/72 at Stl - 12/9/72 vs. Was.....	2	455
10/28/62 vs. Stl - 11/4/62 at Was.....	2	425

9

Dallas had nine rushes of 10-plus yards against Carolina (10/3), which is tied for the second-highest total in a single game for the Cowboys since 2000. Dallas' highest figure was 10 rushes of 10-or-more yards three different times.

★ CENTURY 21 ★

Ezekiel Elliott continues to defy mediocrity, and had a two-game streak with 100 rushing yards, starting against Carolina (10/3) through the N.Y. Giants (10/10) - his longest streak since a three-game clip in 2019 and tied for the fifth-longest of his career:

Ezekiel Elliott 100-Yard Rushing Streaks

Streak Dates/Opp	Length	Total RushYds
9/25/16 vs. Chi - 10-16/16 at GB.....	4	569
10/13/19 at NYJ - 11/4/19 at NYG.....	3	355
11/11/18 at Phi - 11/22/18 vs. Was.....	3	394
10/8/17 vs. GB - 10/29/17 at Was.....	3	413
10/3/21 vs. Car - 10/10/21 vs. NYG.....	2	253
9/15/19 at Was - 9/22/19 vs. Mia.....	2	236
9/23/18 at Sea - 9/30/18 vs. Det.....	2	279
12/11/16 at NYG - 12/18/16 vs. TB.....	2	266

★ GIVE THEM 100 ★

The Dallas Cowboys offense has put a premium on its rushing attack, and since 2016, the unit has logged the most games (32) with a 100-yard rusher in the NFL:

Games with a 100-Yard Rusher - 2016-21

Team	Games
Dallas.....	32
Tennessee.....	31
Cleveland.....	27
Baltimore.....	25

★ SETTING THE TABLE ★

The Dallas Cowboys have been one of the most efficient offenses in 2021, and a large part of that success stems from their ability to pick up yards on first down, as they rank second in the NFL in percentage of first down plays gaining four-or-more yards:

Team	1stD Plays	4+ Yd Gains	4+ Pct
Washington.....	226	131	58.0%
Dallas.....	250	141	56.4%
Baltimore.....	263	148	56.3%
Jacksonville.....	222	122	55.0%
Kansas City.....	290	159	54.8%

Dallas' rushing efforts have played a large part in its first down success, as it ranks second in yards-per-carry on first down (5.33) on the fifth-most first down rushes (141), and Cowboys rushers have gained four-plus yards on 54.6% of their first down carries:

First Down Rushes Gaining Four-Plus Yards

Team	1stD Rush	4+ Yd Gains	4+ Pct
Washington.....	101	60	59.4%
Philadelphia.....	119	67	56.3%
Dallas.....	141	77	54.6%
Jacksonville.....	99	54	54.5%
Baltimore.....	133	72	54.1%

Ezekiel Elliott and Tony Pollard both rank in the top-10 in rushing average by running backs on first down in 2021:

Player	1stD Rush	1stD Yds	1stD Avg.
Jonathan Taylor.....	80	537	6.71
Tony Pollard.....	46	274	5.96
Miles Sanders.....	33	182	5.52
Austin Ekeler.....	57	301	5.28
James Robinson.....	50	256	5.12
Ezekiel Elliott.....	79	404	5.11
Darrell Henderson Jr.....	76	384	5.05
Aaron Jones.....	69	347	5.03
Eli Mitchell.....	58	290	5.00
Khalil Herbert.....	51	251	4.92

Dallas has run the ball on 56.4% of its first down plays (fifth):

First Down Rush Percentage

Team	1stD Plays	1stD Rush	Rush%
Tennessee.....	269	162	60.2%
Arizona.....	265	158	59.6%
Chicago.....	238	141	59.2%
Cleveland.....	248	143	57.7%
Dallas.....	250	141	56.4%

★ SEEING DOUBLE ★

Dallas had two running backs in Ezekiel Elliott (112) and Tony Pollard (103) eclipse 100 scrimmage yards against the N.Y. Giants - the first time Dallas had two running backs over the century mark since 12/5/19 against the LA Rams, and the fifth time since 1989:

Cowboys Running Backs with 100 Scrimmage Yards

Date/Opp	RB1	RB2
10/10/21 vs. NYG	E. Elliott (112)	T. Pollard (103)
12/15/19 vs. LAR	E. Elliott (160)	T. Pollard (143)
9/22/19 vs. Mia	E. Elliott (139)	T. Pollard (128)
9/27/15 vs. Atl	J. Randle (105)	L. Dunbar (105)
9/28/09 vs. Car	F. Jones (114)	T. Choice (118)

★ WHAT CAN ZEKE DO FOR YOU? ★

Ezekiel Elliott had a four-game streak with 100 scrimmage yards, spanning games vs. Philadelphia (9/27) through New England (10/17) - tied for the fourth-longest streak of his career, and it is the second-longest streak by a player in 2021.

Longest Streaks with 100 Scrimmage Yds, Cowboys History

Player	Gms	Player	Gms
Herschel Walker (1987-88)	10	Emmitt Smith (1992)	6
Ezekiel Elliott (2018)	8	Ezekiel Elliott (2016)	5
DeMarco Murray (2014)	8	DeMarco Murray (2013)	5
Emmitt Smith (1993-94)	8	Emmitt Smith (1993)	5
Michael Irvin (1995)	7	Tony Dorsett (1985)	5
Calvin Hill (1973)	7	Tony Dorsett (1981)	5
Ezekiel Elliott (2016)	6	Ezekiel Elliott (2021)	4
Emmitt Smith (1995)	6	Many others tied	4

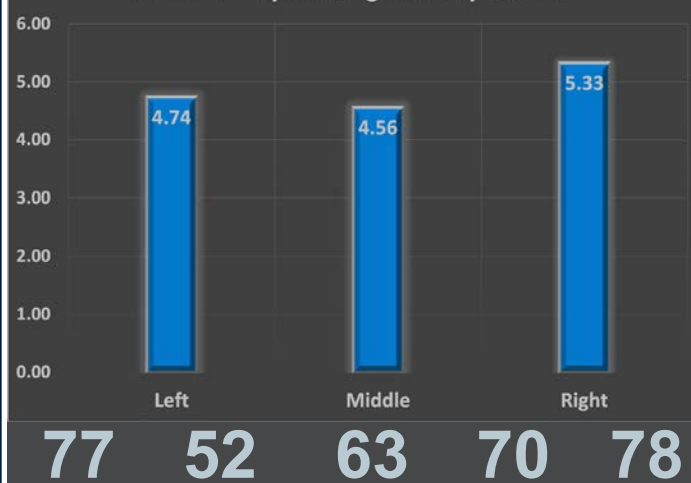
★ YEAH, THAT'S RIGHT ★

The Cowboys rank seventh in the NFL with 218 rush attempts so far in 2021, and on those 218 carries they have recorded 77 runs to the middle of the line, 64 runs to the left and 77 runs to the right. The right side of the line is where they have experienced the most success, averaging 5.44 yards-per-carry over the right side:

Dallas Cowboys Rushing By Location in 2021

	Total Rush	Yards	Yards/Att
Middle	85	388	4.56
Left	68	322	4.74
Right	81	432	5.33

Dallas Cowboys Rushing Attack by Direction



★ DOUBLE TROUBLE ★

Tony Pollard complements Ezekiel Elliott as a second option in the Cowboys backfield, and in 2021 he has two 100-yard games as a dual threat option, giving him five for his career:

Tony Pollard Career 100-Yard Games

Date/Opp	Rush Yds	Rec Yds	Tot Yds
12/15/19 vs. LAR	131	12	143
9/19/21 at LAC	109	31	140
12/20/20 vs. SF	69	63	132
9/22/19 vs. Mia	103	25	128
10/10/21 vs. NYG	75	28	103

Pollard has 10 rushes of 10-plus yards on the season - tied for 21st in the NFL - on only 72 carries, which at 13.9% ranks as the 11th-highest percentage of 10+ runs in the league (min. 40 carries):

Highest Percentage of 10-Plus Yard Runs by RB in 2021

Player	10+ Run%	Player	10+ Run%
Eli Mitchell	19.1%	Jonathan Taylor	15.7%
Nick Chubb	18.3%	Cordarrelle Patterson	15.1%
Dalvin Cook	18.3%	Ezekiel Elliott	14.1%
Kareem Hunt	17.4%	Darrell Henderson Jr.	14.0%
Javonte Williams	16.8%	Tony Pollard	13.9%
Chase Edmonds	15.8%	James Robinson	13.6%

★ LEADER OF THE PACK ★

Tony Pollard ranks sixth in the NFL in yards-per-carry in 2021, averaging 5.60 yards-per-attempt. If Pollard maintains this success, he could be the first Cowboys player since Felix Jones in 2009 to lead the NFL in rushing average:

Highest Single-Year Rushing Average in Cowboys History

Player	Season	Rush	Rush Yds	Rush Avg
Tony Pollard	2021	68	392	5.76
Felix Jones*	2009	116	685	5.91
Amos Marsh	1962	144	802	5.57
DeMarco Murray	2011	164	897	5.47
Duane Thomas*	1970	151	803	5.32

*Led NFL in rushing average

(Players need to average 6.25 rushes/game to qualify - 6.25 x 16 games is equal to 100 rushes over the course of the season).



31%

Tony Pollard has one touchdown and 21 first downs on 72 carries in 2021 and is averaging a first down or touchdown on 30.6% of his carries in 2021 - the 11th-highest percentage among all running backs, min 35 carries.

3.23

Dallas' rushers are averaging 3.23 yards-after-contact-per-attempt in 2021 - the fifth-highest average in the league - and have forced 34 missed tackles on the year.



12

Since Amari Cooper's trade to Dallas in Week 9 of 2018, he has produced 12 touchdown catches of 20-plus yards, tied for second-most in the NFL. In fact, 50.0% of Cooper's 24 regular season touchdowns with Dallas have come from 20-plus yards.

★ THE AMARI EFFECT ★

Amari Cooper has been a reliable target for the Cowboys and has been particularly efficient at moving the chains for the offense, recording 177 first down receptions (fifth) spanning four seasons since his trade to Dallas:

NFL 1st Down Receiving Leaders - Week 9, 2018 to 2021						
Player	GP	Rec	Yds	TD	1st	1st%
Travis Kelce, KC	48	315	3,967	27	220	69.8%
DeAndre Hopkins, Ari	47	316	3,841	25	213	67.4%
Davante Adams, GB	42	315	3,853	33	201	63.8%
Keenan Allen, LAC	47	317	3,481	21	193	60.9%
Amari Cooper, Dal	49	264	3,560	24	177	67.0%
DJ Moore, Car	48	243	3,552	12	176	72.4%
Tyreek Hill, KC	44	256	3,682	33	172	67.2%
Mike Evans, TB	46	216	3,461	33	171	79.2%
Stefon Diggs, Min/Buf	46	282	3,687	22	169	59.9%

Cooper has also demonstrated a penchant for scoring touchdowns in his tenure with the Cowboys, posting 24 touchdown receptions - tied for ninth in the NFL - and finding the end zone on 9.1% of his catches:

Wide Receiver Touchdown Leaders - Week 9, 2018 to 2021			
Player	Rec	TD	TD%
Davante Adams, GB	315	33	10.4%
Mike Evans, TB	216	33	15.3%
Tyreek Hill, KC	256	33	12.9%
Adam Thielen, Min	188	30	15.9%
Travis Kelce, KC	315	27	8.6%
DeAndre Hopkins, Hou/Ari	316	25	7.9%
Tyler Lockett, Sea	255	25	9.8%
DK Metcalf, Sea	180	25	13.9%
Amari Cooper, Dal	264	24	9.1%
Cooper Kupp, LAR	270	24	8.9%

Cooper changed the way Dallas was operating on third downs, and since he joined the Cowboys offense, the team ranks third in third down conversion percentage (45.1%). He leads all Cowboys receivers with 43 receiving first downs on third down in his year with Dallas and has converted 79.9% (43-of-54) of his 54 third down receptions into first downs.

★ COOP CONVERTER ★

Amari Cooper has been a consistent first down machine for the Cowboys in 2021, converting a team-high 30 first downs through the air, a total which is tied for 13th in the NFL. Upon closer examination, Cooper has converted 75.0% of his 40 receptions for a first down, which is the seventh-highest conversion rate in the league this year (min 25 rec):

Highest First Down Reception Pct in 2021

Player	Rec	1stD	1stD %
Emmanuel Sanders	28	24	85.7%
Tim Patrick	34	27	79.4%
Dallas Goedert	27	21	77.8%
Van Jefferson Jr.	27	21	77.8%
DeAndre Hopkins	35	27	77.1%
Robert Woods	45	34	45.6%
Amari Cooper	40	30	75.0%

At Minnesota (10/31) and Tampa Bay (9/9) Cooper converted eight catches for first downs, the second-highest single-game first down total in the league in 2021:

Single-Game First Downs By Individual Player

Player	Date/Opp	Rec	1st	1st%
Davante Adams	9/26/21 at SF	12	9	75.0%
Davante Adams	10/10/21 at Cin	11	9	81.8%
Tyreek Hill	10/3/21 at Phi	11	9	81.8%
Tyreek Hill	11/1/21 vs. NYG	12	9	75.0%
Mark Andrews	10/11/21 vs. Ind	11	8	72.7%
Amari Cooper	9/9/21 at TB	13	8	61.5%
Amari Cooper	10/31/21 at Min	8	8	100.0%
Stefon Diggs	10/18/21 at Ten	9	8	88.9%
Tyreek Hill	9/12/21 vs. Cle	11	8	72.7%
Justin Jefferson	9/26/11 vs. Sea	9	8	88.9%
Cooper Kupp	9/19/21 at Ind	9	8	88.9%
Cooper Kupp	10/24/21 vs. Det	10	8	80.0%
CeeDee Lamb	10/17/21 at NE	9	8	88.9%
Kadarius Toney	10/10/21 at Dal	9	8	88.9%

★ CHECKMATE COOPER ★

Amari Cooper established a career-high 92 catches on the 2020 season, surpassing his previous high of 83:

Season	Team	Rec	Yards	TD
2020	Dallas	92	1,114	5
2016	Oakland	83	1,153	5
2019	Dallas	79	1,189	8
2018	Dal/Oak	75	1,005	7
2015	Oakland	72	1,070	6
2017	Oakland	48	680	7

Cooper's 92 receptions are tied for the eighth-most in single-season team history, and he is only the fourth Cowboys player to eclipse 90 catches in a season:

Cowboys Players to Record 90 Catches in a Season

Player	90-Catch Seasons
Jason Witten	4 (2007, 09, 10, 12)
Dez Bryant	2 (2012, 13)
Michael Irvin	2 (1991, 95)
Amari Cooper	1 (2020)

Cooper also eclipsed 1,000 receiving yards on the season, marking his third consecutive year topping 1,000 yards and fifth season overall for his career. Cooper is just the 11th player in NFL history to open a career with at least five 1,000-yard seasons in his first six years:

Player	Team(s)	Seasons	1,000-Yd Seasons
Mike Evans	TB	2014-19	6
Randy Moss	Min	1998-03	6
Lance Alworth	SD	1963-67	5
Odell Beckham Jr.	NYG/Cle	2014-19	5
Marques Colston	NO	2006-11	5
Amari Cooper	Oak/Dal	2015-20	5
A.J. Green	Cin	2011-15	5
Torry Holt	Stl	2000-04	5
Chad Johnson	Cin	2002-06	5
Brandon Marshall	Den/Mia	2007-11	5
Jerry Rice	SF	1986-90	5

★ COOPER'S CATCHES BY TEAM ★

Following the game against San Francisco (12/20/20) in which he caught two passes, Amari Cooper now has caught a pass against every NFL team except for the Cowboys and Raiders - the two teams he has played for. Below are Cooper's receptions by team:

 36	 32	 30	 30		
 29	 29	 28	 26	 26	 21
 19	 18	 17	 15	 14	
 12	 12	 12	 10	 10	
 9	 9	 9	 8	 7	 7
 4	 4	 4	 2		

Since his trade to Dallas in the middle of 2018, Cooper has caught 10 touchdowns against the NFC East, the sixth-most by any player against his own division in that span:

Player	TD Rec	Player	TD Rec
Chris Godwin	14	Amari Cooper.....	10
Stefon Diggs.....	12	A.J. Brown.....	9
Davante Adams.....	11	Marquise Brown.....	9
Marvin Jones Jr.....	11	Jared Cook.....	9
Tyler Lockett.....	11	Many tied.....	8

★ FLY THE COOP ★

Amari Cooper was dynamic in 2020 with 92 receptions (t-11th) to go with 1,114 yards (14th) and 54 first downs (15th).

Cooper's 92 catches in 2020 tied for the eighth-most in a season by any player in Cowboys history:

Single-Season Catches - Cowboys History

Player	Season	Rec	Player	Season	Rec
Michael Irvin	1995	111	Dez Bryant.....	2013	93
Jason Witten.....	2012	110	Michael Irvin.....	1991	93
Jason Witten.....	2007	96	Amari Cooper.....	2020	92
Jason Witten.....	2009	94	Dez Bryant.....	2012	92
Jason Witten.....	2010	94	Two players tied..	--	88

Cooper has been especially dynamic at his home venues, where he has totaled the most receiving yards in the NFL since 2018:

Most Receiving Yards at Home, 2018-21 NFL

Player	Games	Rec.	Yds
Amari Cooper.....	28	151	2,395
Travis Kelce	28	172	2,294
DeAndre Hopkins.....	27	182	2,280
Keenan Allen.....	27	198	2,265

Cooper's league-leading receiving total at home since 2018 is aided by his 24 receptions of 25-plus yards, second in the league at home over the same time span.

★ THAT'S AMARI! ★

Amari Cooper has changed the way Dallas operates in the passing game, stretching defenses and providing a touchdown threat from anywhere on the field. Since Dallas acquired Cooper, 12 of his 24 touchdowns have come from 20-plus yards - tied for second league-wide from Week 9, 2018 through 2021:

20+ Yard Touchdown Receptions from Week 9, 2018-2021

Player	Rec	TD	20+ TD	20+ Pct.
Tyreek Hill, KC.....	256	33	19	57.5%
Amari Cooper, Dal.....	264	24	12	50.0%
Mike Evans, TB	216	33	12	36.3%
Antonio Brown, Pit/Ne/TB.....	136	16	11	68.8%
Marquise Brown, Bal	150	21	11	52.4%
Nelson Agholor, Phi/LV/NE.....	132	16	10	62.5%
DK Metcalf.....	180	25	10	40.0%
Many players tied.....	--	--	9	--

★ CATCH ME IF YOU CAN ★

Amari Cooper caught 10 passes for 81 yards in the 2020 season opener at the LA Rams (9/13/20), and then 13 passes for 139 yards in the 2021 season opener at Tampa Bay (9/9). Cooper's 13 catches are the most by a Cowboys player in the opening game of a season, surpassing the previous record which he tied with his 2020 performance:

Player	Opp/Date	Rec.
Amari Cooper.....	@TB, 9/9/21	13
Amari Cooper.....	@LAR, 9/13/20	10
Miles Austin.....	@WAS, 9/12/10	10
Miles Austin.....	NYG, 9/8/13	10
Frank Clarke.....	WAS, 9/16/62	10
Frank Clarke.....	STL, 9/12/64	10
Tony Dorsett.....	@LAR, 9/3/84	10

Cooper owns 10 career games with 10-plus catches - including six games as a Dallas Cowboy. His six games with Dallas are the third-most in a Cowboys career:

Player	10+ Rec Gms
Jason Witten.....	11
Michael Irvin.....	7
Amari Cooper.....	6
Miles Austin.....	5
Dez Bryant.....	4

Since the start of 2018, his seven games - between Oakland and Dallas - with 10-plus catches are tied for sixth in the NFL:

Player	Games	Player	Games
Michael Thomas.....	15	Amari Cooper.....	7
Davante Adams	12	Tyreek Hill.....	7
Stefon Diggs.....	9	Keenan Allen.....	6
Christian McCaffrey	9	Zach Ertz.....	6
DeAndre Hopkins.....	8	Three others tied.....	6

Additionally, Cooper now owns three games with a stat line of at least 10 catches, over 100 receiving yards and two-plus touchdowns, making him one-of-23 players since the NFL merger with at least three such games:

Career Games with 10 Rec, 100 Yds and Two TDs

Player	Games	Player	Games
Antonio Brown	7	Isaac Bruce.....	3
Davante Adams	6	Amari Cooper.....	3
Chad Johnson.....	6	Zach Ertz.....	3
Cris Carter.....	5	Mike Evans.....	3
Andre Rison.....	5	Tyreek Hill.....	3
Keenan Allen.....	4	DeAndre Hopkins.....	3
Tony Gonzalez.....	4	Julio Jones.....	3
Marvin Harrison.....	4	Randy Moss.....	3
Andre Johnson.....	4	Reggie Wayne.....	3
Terrell Owens.....	4	Wes Welker.....	3
Jerry Rice.....	4	Roddy White.....	3
Anquan Boldin.....	3		

Cooper is the only player in Cowboys history with multiple games of 10-plus catches, over 100 yards and multiple touchdowns through the air:

Cowboys Players with 10 Rec, 100 Yds and Two TDs

Player	Games	Player	Games
Amari Cooper.....	2	Tony Hill.....	1
Miles Austin.....	1	Mike Renfro.....	1

★ CEEDEE'S BIG PLAYS ★

CeeDee Lamb proved to be a big-play threat in 2020, tying the 11th-most receptions of 20-plus yards among all receivers with 18. He is moving towards that mark already in 2021, tied for seventh in the league with 11 20-plus yard catches:

Big-Play Receptions - 2021 NFL Leaders

Player	20+ Rec	Player	20+ Rec
Cooper Kupp.....	15	Mike Gesicki.....	10
Ja'Marr Chase.....	14	Chris Godwin.....	10
Marquise Brown.....	14	Tyler Lockett.....	10
Davante Adams.....	13	Adam Thielen.....	10
Deebo Samuel.....	13	Amari Cooper.....	9
DJ Moore.....	12	Justin Jefferson.....	9
Mike Evans.....	11	Chrisitan Kirk.....	9
CeeDee Lamb.....	11	Henry Ruggs III.....	9
Kyle Pitts.....	11	Emmanuel Sanders.....	9
Mark Andrews.....	11	Devonta Smith.....	9

★ SPEEDY CEEDEE ★

CeeDee Lamb surpassed the 1,000 receiving yard mark in Week 1 at Tampa Bay (9/9), doing so in just his 17th career game to become the second-fastest Cowboy to reach 1,000 yards behind Bob Hayes (13 games):

Fastest Cowboys to 1,000 Career Receiving Yards

Player	Games
Bob Hayes.....	13
CeeDee Lamb.....	17
Dez Bryant.....	19
Michael Irvin.....	20
Herschel Walker.....	20

Lamb also surpassed the 100 career receptions in Week 6 at New England (10/17), doing so in just his 22nd career game to tie for the fastest Cowboy to reach 100 catches (Herschel Walker):

Fastest Cowboys to 100 Career Receptions

Player	Games
Herschel Walker.....	22
CeeDee Lamb.....	22
Dez Bryant.....	26
Jason Witten.....	28

Lamb can become the fourth Cowboys player to reach 10 touchdown catches in the first 25 games of a career if he has one touchdown reception against Atlanta:

Fastest Cowboys to 10 Career TD Receptions

Player	Games
Bob Hayes.....	12
Dez Bryant.....	17
Terrance Williams.....	21
Michael Irvin.....	27

★ CEEDEE'S TDS ★

CeeDee Lamb scored seven touchdowns for the Cowboys as a rookie (five receiving, one rushing, one kick return). His touchdown total is tied for eighth in Cowboys history for a rookie, and he is one-of-five players in franchise history to score a touchdown three different ways in the same year:

Player	Season	RushTD	RecTD	Kick/Punt Fum	
				RetTD	RetTD
CeeDee Lamb.....	2020	1	5	1	0
Kevin Williams.....	1993	2	2	1	0
Tony Dorsett.....	1978	7	2	0	1
Mike Montgomery.....	1972	1	1	0	1
Amos Marsh.....	1962	6	2	1	0

Additionally, Lamb was one-of-29 rookies in NFL history, and one-of-13 rookies since the NFL Merger, to score a touchdown rushing, receiving and on a kick return:

NFL Rookies with Rush, Rec and Kick Ret TD since 1970

Player	Season	Player	Season
CeeDee Lamb.....	2020	Jacoby Ford.....	2010
Steven Sims.....	2019	M. Jones-Drew.....	2006
Alvin Kamara.....	2017	Tim Brown.....	1988
Tyreek Hill.....	2016	Gary Anderson.....	1985
David Johnson.....	2015	Ray Williams.....	1980
Cordarrelle Patterson.....	2013	Mack Herron.....	1973
David Wilson.....	2012		



94%

CeeDee Lamb played 483-of-516 passing snaps from the slot receiver position in 2020, which at 93.6% was the highest slot pct. in the league. In 2021, Lamb has played only 23.5% of his snaps from the slot.

★ NO SILENCING THIS LAMB ★

CeeDee Lamb established a franchise record in the game at Minnesota (11/22/20), surpassing Bob Hayes for the most receptions by a Cowboys rookie:

Most Receptions by a Cowboys Rookie - Season

Player	Year	Rec	Yds	Avg	TD
CeeDee Lamb.....	2020	74	935	12.6	5
Bob Hayes.....	1965	46	1,003	21.8	12
Dez Bryant.....	2010	45	561	12.5	6
Antonio Bryant.....	2002	44	733	16.7	6
Terrance Williams.....	2013	44	736	16.7	5
Mike Sherrard.....	1986	41	744	18.2	5

★ ON THE LAMB ★

In 2020 CeeDee Lamb recorded two 100-yard games, first against Atlanta (9/20/20) and then against the N.Y. Giants (10/11/20), becoming the 12th Cowboys rookie - 17th time - to post a 100-yard game:

In doing so in his second game, Lamb tied Cornell Burbage as the fastest Cowboys rookie receiver to reach 100 yards in a game. Lamb then posted 124 yard against the Giants (10/11), becoming the third Cowboys rookie to record multiple 100-yard games (Mike Sherrard, 1986 and Bob Hayes, 1965).

Lamb has added to his 100-yard game total this season, tallying 104 yards in the season opener at Tampa Bay (9/9) and then going off for a career-best 149 yards at New England (10/17) before tallying 112 yards at Minnesota (10/31) - establishing a new career-best with three 100-yard games in a season.

Lamb now has the third-most 100-yard games in the first two years of a career by a Cowboys player:

Most 100-Yard Rec Games in First Two Seasons by a Cowboy

Player	Seasons	Games
Bob Hayes.....	1965-66	8
Drew Pearson.....	1973-74	6
CeeDee Lamb.....	2020-21	5
Michael Gallup.....	2019-20	4
Herschel Walker.....	1986-87	3

★ CEEDEE'S MOVES ★

CeeDee Lamb was a game-breaking wide receiver after the catch point in college, and he has carried that skill set over to the NFL ranks, ranking 12th in the league in yards after the catch (YAC) at the wide receiver position in 2021:

Wide Receivers with the Most YAC in 2021

Player	YAC	Player	YAC
Deebo Samuel	461	Davante Adams	268
Cooper Kupp	446	DJ Moore	256
Chris Godwin	352	Marquise Brown	254
Ja'Marr Chase	323	Diontae Johnson	254
Mecole Hardman	273	Jaylen Waddle	241
Tyreek Hill	270	CeeDee Lamb	224

★ TOUGH TO TACKLE ★

CeeDee Lamb's elusivity is matched by his toughness, as he ranks 12th in the NFL with 71 receiving yards-after-contact by a wide receiver in 2021:

Wide Receiver Receiving Yards-After-Contact in 2021

Player	YACO	Player	YACO
Ja'Marr Chase	150	A.J. Brown	85
Chris Godwin	128	Justin Jefferson	76
DJ Moore	106	Terry McLaurin	74
Cooper Kupp	101	Mecole Hardman	73
Courtland Sutton	93	Deebo Samuel	72
Laviska Shenault Jr.	92	CeeDee Lamb	71

★ SLOT SNAPS ★

The Cowboys have a group of versatile wide receivers who can line up at any of the receiver positions on offense, making the group hard to game plan for defensively. Here is a look at how each of the Cowboys receivers have lined up in 2021:

Wide Receiver Snaps by Alignment

Player	Slot Snps	Slot%	Wide Snps	Wide%
Amari Cooper	92	30.2%	213	69.8%
CeeDee Lamb	73	23.5%	233	75.5%
Michael Gallup	4	9.5%	38	90.5%
Cedrick Wilson	203	89.0%	25	11.0%
Noah Brown	13	19.1%	55	80.9%
Malik Turner	8	47.1%	9	52.9%

Tight End Snaps By Alignment

Player	Slot Snps	Wide Snps	In-Line Snps
Blake Jarwin	56	17	76
Dalton Schultz	113	26	132

★ SERGEANT SCHULTZ ★

We know nothing, other than the Dallas offense has been one of the most efficient units at moving the chains on third down, converting 46.1% of its third down tries. A big part of that success stems from tight end Dalton Schultz's ability to find open holes in the middle of the opposing defense and present a window for Cowboys QBs to throw the ball, as is tied for fourth among all tight ends with 28 catches on 34 targets against zone coverage in 2021:

Tight End Receptions against Zone Coverage in 2021

Player	Tgt	Rec	Yards	Rec%
Travis Kelce	51	39	492	76.5%
T.J. Hockenson	46	35	313	76.1%
Mike Gesicki	36	30	385	83.3%
Mark Andrews	39	28	427	71.8%
Noah Fant	38	28	248	73.7%
Dalton Schultz	34	28	248	82.4%

Schultz is also tied for 15th among all players in the NFL with nine first down receptions on third downs in 2021 - a total which leads the Cowboys and is tied for second among all tight ends:

Tight End First Downs Receptions on Third Down in 2021

Player	1stD	Player	1stD
Mike Gesicki	10	Jared Cook	7
Travis Kelce	9	Hunter Henry	7
Dalton Schultz	9	Kyle Pitts	7
Tyler Higbee	8	Three players tied	6

★ QUADFECTA ★

Dallas had four wide receivers record 100-yard receiving games in 2020 - tied for second in the NFL (Houston, five) - and the eighth instance in team history where four different players on offense had 100-yard receiving games. Through eight games in 2021, Dallas has two different receivers who surpassed the century mark, with Amari Cooper (two) and CeeDee Lamb (three) each hitting 100:

2021

Player	Position	100-Yd Gms
CeeDee Lamb	WR	3
Amari Cooper	WR	2

2020

Player	Position	100-Yd Gms
Amari Cooper	WR	4
Michael Gallup	WR	2
CeeDee Lamb	WR	2
Cedrick Wilson	WR	1

2012

Player	Position	100-Yd Gms
Dez Bryant	WR	5
Jason Witten	TE	3
Miles Austin	WR	2
Kevin Ogletree	WR	1

2010

Player	Position	100-Yd Gms
Miles Austin	WR	5
Dez Bryant	WR	1
Roy Williams	WR	1
Jason Witten	TE	1

2009

Player	Position	100-Yd Gms
Miles Austin	WR	5
Jason Witten	TE	3
Patrick Crayton	WR	1
Roy Williams	WR	1

2008

Player	Position	100-Yd Gms
Terrell Owens	WR	2
Jason Witten	TE	2
Miles Austin	WR	1
Marion Barber	RB	1

2004

Player	Position	100-Yd Gms
Keyshawn Johnson	WR	2
Jason Witten	TE	2
Antonio Bryant	WR	1
Terry Glenn	WR	1

1993

Player	Position	100-Yd Gms
Michael Irvin	WR	5
Alvin Harper	WR	2
Jay Novacek	TE	1
Emmitt Smith	RB	1

1985

Player	Position	100-Yd Gms
Tony Hill	WR	4
Mike Renfro	WR	3
Doug Cosbie	TE	2
Karl Powe	WR	1

★ NO PRESSURE ★

The Cowboys offensive line has afforded the passing game solid protection in 2021, allowing only 65 pressures on 325 pass blocking snaps, per PFF, the fourth-lowest pressure percentage in the NFL.

2021 Lowest Pressure Percentage

Team	Prsr	Pass Snps	Prsr %
Tampa Bay	62	367	16.9%
Pittsburgh	61	319	19.1%
LA Rams	68	345	19.7%
Dallas	65	325	20.0%

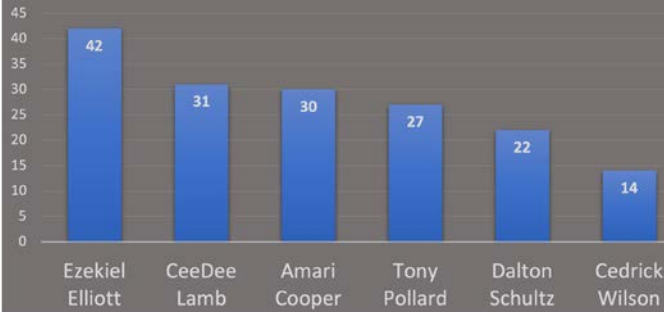
★ FIRST DOWN COWBOYS ★

In 2020 the Cowboys recorded the seventh-most first downs (371) and are tied for third in 2021 with 201 first downs gained:

2021 NFL Team First Down Leaders - Offense

Team	Rush	Pass	Pen	Total
Kansas City	63	147	20	230
Arizona	74	114	17	205
Dallas	57	124	20	201
LA Rams	53	137	11	201
Tennessee	73	107	21	201

Cowboys Leaders in First Downs



★ DYNAMITE OFFENSE ★

The Cowboys offensive production was correlated in large part to its ability to produce explosive plays (10-plus yards) in 2020. Dallas racked up 238 explosive plays in 2020 - the sixth-most by any offense in the NFL, and is tied for second in 2021 with 131:

Explosive Plays (10-Plus Yards) - 2021 NFL

Team	10+ Rush	10+ Pass	Tot 10+	10+ TD
Kansas City	28	105	133	9
Dallas	32	99	131	12
Tennessee	31	100	131	10
LA Rams	26	104	130	15
Tampa Bay	19	109	128	12
Cleveland	46	81	127	13

★ SCORING DRIVES ★

Dallas has been one of the best teams in the NFL at putting up points in 2021, posting 40 scoring drives on the year - tied for eighth in the NFL:

Most Scoring Drives in 2021

Team	Scoring Drives	Avg. Plays	Avg. Yards	Avg. Time
LA Rams	47	8.40	63.3	3:53
Arizona	46	8.41	62.5	3:56
Buffalo	43	8.19	54.9	3:44
Indianapolis	43	7.19	58.3	3:24
New England	43	8.21	53.2	3:39
Tennessee	42	8.07	56.5	3:53
Baltimore	41	8.12	59.2	3:45
Cincinnati	40	7.03	60.5	3:17
Dallas	40	8.00	59.8	3:27

★ POINTS OFF TAKEAWAYS ★

In 2021 NFL teams have turned the ball over 348 times, and their opponents have scored 1,007 points off those takeaways. Dallas has scored 51 points off 14 takeaways in 2021 (t-sixth).

Most Points Off Takeaways - 2021 NFL

Team	Takeaways	Points	Pct of Tot Pts Scored on TAs
Indianapolis	20	77	31.4%
Arizona	17	72	26.0%
Tennessee	13	65	25.5%
Tampa Bay	14	58	22.3%
Buffalo	19	57	24.3%
Dallas	14	51	21.2%
New Orleans	13	51	25.4%

★ GRINDING OUT POSSESSIONS ★

Dallas has been able to grind out possessions in 2021, wearing down opposing defenses by moving the chains and recording the second-fewest 3 & Out drives in the NFL, with only 11 on the year:

Team	Drives	3 & Out	3 & Out %
Kansas City	88	7	8.0%
Baltimore	93	11	11.8%
Dallas	87	11	12.6%
LA Rams	95	11	11.6%
Buffalo	88	12	13.6%

★ YARDS-BY-DOWN ★

Dallas is averaging 6.37 yards-per-play in 2021 - the highest average in the league - and part of the offense's success stems from converting third downs and staying on the field, which is buoyed by the third ranked 7.19 yards-per-play on third downs:

Dallas Cowboys Yards-Per-Play in 2021			
1st Down	2nd Down	3rd Down	4th Down
6.42	6.10	7.19	3.14
Rank: 3rd	Rank: 8th	Rank: 3rd	Rank: 19th

★ POINT MEN ★

Dallas has scored 241 points through the first eight games of 2021 - the sixth-highest scoring offense in the NFL in 2021 and the seventh-highest point total through seven games in team history:

Dallas Cowboys Most Points Through Seven Games

Season	Pts	Season	Pts
1966	289	1973	242
2007	165	2021	241
1983	253	1995	231
1968	247	2013	230
1962	245	1980	228

The Cowboys have started the scoring barrage early in their eight games this year, ranking third in first quarter points:

Most First Quarter Points in 2021 - NFL

Team	Pts
Arizona	66
Tampa Bay	66
Miami	55
Dallas	52

★ YARDS AFTER THE CATCH - YAC ATTACK ★

Dallas exploited defenses for the 11th-most yards after the catch in the NFL in 2020 with 2,053 YAC - 45.5% of their total passing output (4,511 gross yards). The YAC total was the sixth-most by a Cowboys offense since 1992 when the stat began to be tracked, with the highest figure coming in 2009 (2,340). Dallas ranks 13th with 1,075 YAC in 2021:

DALLAS COWBOYS YARDS AFTER THE CATCH 2020-21



★ 11 PERSONNEL ★

With the Cowboys having three game-breaking options at the wide receiver position, they relied heavily on their "11 personnel" (one running back, one tight end and three receivers) in 2020 - ranking fifth among all teams by running 71.5% of their offensive snaps from that formation grouping:

2020 Snap Percentage from "11 Personnel"

Team	Off Plays	11 Per.	11 Per. %
Cincinnati Bengals	1,040	783	75.3%
Pittsburgh Steelers	1,043	760	72.9%
Jacksonville Jaguars	997	721	72.3%
Kansas City Chiefs	1,057	761	72.0%
Dallas Cowboys	1,113	795	71.5%

Thus far in 2021, Dallas has run 309-of-545 offensive plays from 11 personnel, which at 56.7% ranks 20th among all teams. Below are the Cowboys personnel groupings in 2021 versus 2020:

	2020		2021	
	OffSnaps	Snap%	OffSnaps	Snap%
10 Personnel	22	2.0%	3	0.6%
11 Personnel	795	71.4%	309	56.7%
12 Personnel	236	21.2%	155	28.4%
20 Personnel	6	0.5%	4	0.7%
21 Personnel	10	0.9%	17	3.1%
22 Personnel	6	0.5%	8	1.5%

★ DRIVE FOR SIX ★

Over the previous five seasons (2016-20), Dallas ranked eighth in offensive touchdown percentage, driving for six on 24.3% of possessions, something the offense will need to improve in its drive for a sixth Super Bowl Championship:

Dallas has scored a touchdown on 26-of-87 offensive possessions so far in 2021, a touchdown percentage of 29.9%.

Offensive TD Percentage, 2021

Team	Drives	TD%	Team	Drives	TD%
Tampa Bay	91	35.2%	Kansas City	88	29.5%
Arizona	96	34.4%	Indianapolis	97	28.9%
LA Rams	95	31.6%	Buffalo	88	28.4%
LA Chargers	81	30.9%	Cleveland	90	27.8%
Dallas	87	29.9%	Cincinnati	105	27.6%

★ IF UR NOT 1ST, UR LAST ★

The Cowboys compiled 13 first downs in the first quarter at the LA Chargers (9/19) and tallied 14 first downs the next week against Philadelphia (9/27). The 14 first downs are a franchise high dating as far back as 1970, and Dallas is the first NFL team to accomplish the feat in consecutive games and the second to gain 13-plus first downs multiple times in one season (2018 LA Rams).

Most First Quarter First Downs, Single-Game Since 1970

Team	Date/Opp	Tot1st
LA Rams	11/19/18 vs. KC	15
Dallas	9/27/21 vs. Phi	14
New Orleans	12/25/20 vs. Min	14
LA Rams	9/23/18 vs. LAC	14
Atlanta	12/4/16 vs. KC	14
LA Chargers	10/31/04 vs. LV	14
Dallas	9/19/21 at LAC	13

Dallas now has 201 first downs through the first eight games of 2021, second-most in eight games in team history, post merger:

Most First Downs in Games 1-8, Cowboys Since 1970

Season	1stD	Season	1stD
2020	207	2016	199
2021	201	2019	196

4.5%

Dallas' offensive line has yielded a sack on 4.5% of Dallas' drop backs in 2021 (14-of-311) - the ninth-ranked percentage in the league.

★ WE'RE GOING STREAKING ★

The Dallas Cowboys recorded a four-game streak with 400 yards and 30 points from 12/31/18 at the N.Y. Giants through 9/22/19 against New Orleans - tied for eighth in NFL history. The Arizona Cardinals are the most recent team to record a four-game streak, starting in the first game of 2021 at Tennessee (9/3) through the game on 10/3 at the LA Rams:

All-time Streaks of 400 Yds and 30 Pts

Team	Streak	Yds	Pts	W-L
Denver	10 games (12/23/12 - 10/27/13)	467.6	41.5	9-1
New England	9 games (12/31/06 - 10/28/07)	436.6	41.2	9-0
St. Louis	8 games (12/5/99 - 9/17/00)	478.1	34.8	7-1
New England	6 games (1/2/11 - 10/9/11)	496.3	33.8	5-1
Philadelphia	5 games (10/25/53 - 11/21/53)	493.2	40.8	5-0
Oakland	5 games (10/27/68 - 11/24/68)	501.2	37.8	5-0
San Francisco	5 games (11/20/94 - 12/17/94)	460.2	39.2	5-0
Arizona	5 games (10/11/20 - 11/15/20)	469.6	33.6	4-1
Tennessee	5 games (11/22/20 - 12/20/20)	444.0	37.4	4-1
Dallas	4 games (12/31/18 - 9/22/19)	465.8	33.3	4-0
Dallas	4 games (9/20/20 - 10/11/20)	515.0	40.8	2-2
Many teams	4 games	--	--	--

The Cowboys recorded another four-game streak with 400 yards and 30 points in 2020 (9/20 vs. Atlanta - 10/11 vs. NYG) - tied with the four games in 2019 for the most games in team history - and added a three-game bender with 400 yards and 30 points this year, starting on 10/3/21 vs. Carolina through 10/17/21 at New England:

Team	Streak	Games	Pts	Yds
Dallas	12/30/18 - 9/22/19	4	133	1,863
Dallas	9/20/20 - 10/11/20	4	163	2,060
Dallas	10/1/17 - 20/22/17	3	101	1,349
Dallas	10/3/21 - 10/17/21	3	115	1,515

The three-game streak from 2021 is broken down below:

Date/Opp	Yards	Points
10/3/21 vs. Carolina	433	36
10/10/21 vs. N.Y. Giants	515	44
10/17/21 at New England	567	35

★ 4TH DOWN CONVERSIONS ★

In 2020 Head Coach Mike McCarthy proved to be one of the more aggressive coaches in the NFL. The Cowboys led the NFL with 31 fourth down attempts, a franchise record and the most McCarthy has attempted in his 15-year career. Dallas' 17 conversions were also a franchise record. In 2021 Dallas has converted five-of-14 fourth down attempts.

Below is a breakdown of Dallas' fourth down conversions under Mike McCarthy's two seasons.

Fourth Down Conversions, 2020-21

Coach	Year	Conv.	Att.	Pct.
Mike McCarthy	2020	17	31	54.8%
Mike McCarthy	2021	5	14	35.7%

★ YARD DOGS ★

The Cowboys accumulated 515 yards of offense against the N.Y. Giants (10/10), their first 500-yard game in 2021 after compiling four 500-yard efforts in 2020 - tied with the 1966, 1978 and 2019 squads for the most such games in franchise history.

In the Cowboys 515-yard performance were 314 passing yards and 201 rushing yards, marking the sixth time in team history a Cowboys offense posted 300 yards through the air and 200 yards on the ground in the same game - the first time since 1983:

Dallas Cowboys Games with 300 Pass Yds, 200 Rush Yds

Date/Opp	Rush Yds	Pass Yds	Tot Yds
10/10/21 vs. NYG	201	314	515
10/16/83 vs. Phi	212	310	522
9/4/78 vs. Bal	278	305	583
9/30/73 vs. Stl	250	328	578
12/20/70 vs. Hou	208	341	549
10/9/66 vs. Phi	212	440	652



11 Parsons dons his signature “11” jersey number from Penn State, where he followed in the footsteps of Nittany Lion greats Lavar Arrington, NaVorro Bowman and Brandon Bell as linebackers to wear that number in college.

★ **STIX CITY** ★

The Cowboys drafted Micah Parsons with the 12th overall pick in the 2021 NFL Draft, adding a fast play maker to a defense that finished 28th in points/game allowed in 2020.

Parsons is proving to be a versatile chess piece for Dallas, playing 146 run defense snaps, 134 pass rush snaps and 162 pass coverage snaps in 2021. Pro Football Focus has credited Parsons with 27 quarterback pressures on the season - 34th in the NFL - largely due to eight pressures in Week 2 at the LA Chargers, a game in which Parsons moved from linebacker to defensive end because of injuries to other players on the Cowboys roster.

Parsons’ eight pressures credited from PFF at the LA Chargers are the most by a rookie in a game since Nick Bosa in 2019, and he is generating a pressure on 20.2% of his rush opportunities.

Highest Pressure Percentage in 2021, per PFF

Player	Rushes	Pressures	Pressure%
Jerome Baker	60	16	36.7%
Devin White	77	19	24.7%
Micah Parsons	134	27	20.2%
Maxx Crosby	271	50	18.5%
Romeo Okwara	90	16	17.8%
Matt Judon	248	44	17.7%
Demario Davis	70	12	17.1%
Myles Garrett	288	48	16.7%

*min 50 pass rush snaps

Parsons also has the second-best run stop percentage among all linebackers in 2021 (min. 50 snaps in run defense):

Highest Run Stop Percentage in 2021, per PFF

Player	Run Snps	Stops	Stop%
Denzel Perryman	187	23	12.3%
Micah Parsons	142	17	12.0%
Zack Cunningham	149	17	11.4%
Nick Bolton	183	20	10.9%
David Long	145	15	10.3%

* The PFF “Run Stop Percentage” focuses only on running plays and “stops” (tackles that constitute a “loss” for the offense).

★ **PARSONS’ GAMBIT** ★

Micah Parsons has lined up all over the defense for Dallas, and below are his snap counts by position, per PFF:

	DLine	LB	CB	S
Week 1 at TB	10	38	3	0
Week 2 at LAC	39	0	0	0
Week 3 vs. Phi	33	3	0	1
Week 4 vs. Car	16	48	4	0
Week 5 vs. NYG	3	58	2	0
Week 6 at NE	21	32	0	0
Week 7 at Min	17	44	3	0
Week 8 vs. Den	12	52	3	0
Totals	151	275	15	1

★ **ROOKIE SACK ATTACK** ★

Micah Parsons has been extremely productive when unleashed on opposing quarterbacks in 2021, leading the Cowboys with 5.0 sacks on the year. Parsons’ 5.0 sacks are already tied for third by any Cowboys rookie in a single season:

Most Sacks in Rookie Season, Cowboys History

Player	Sacks	Season
DeMarcus Ware	8.0	2005
Jimmie Jones	7.5	1990
Maliek Collins	5.0	2016
Micah Parsons	5.0	2021
Russell Maryland	4.5	1991

In fact, Parsons’ 5.0 sacks through eight games are the most by a Cowboys rookie through the first eight games of season, and he is the third league rookie since 1999 to have at least 5.0 sacks and 10 tackles for loss in the first eight games of his rookie campaign:

NFL Rookies with 5.0 Sacks, 10 TFL in First Eight Games

Player/Season	Sacks	TFL
Kendrell Bell, Pit (2001)	5.0	11
Nick Bosa, SF (2019)	7.0	11
Micah Parsons, Dal (2021)	5.0	10

Parsons recorded 2.5 sacks against Denver (11/7), the first multi-sack game of his career and tied with Jimmie Jones (Tampa Bay, 10/7/90) for the second-most sacks in a single game by a Cowboys rookie:

Most Sacks in a Game, Cowboys Rookies

Player	Date/Opp	Sacks
DeMarcus Ware	12/24/05 at Carolina	3.0
Jimmie Jones	10/7/90 vs. Tampa Bay	2.5
Micah Parsons	11/7/21 vs. Denver	2.5

Parsons ranks second in sacks among rookies so far in 2021:

Top Rookie Sack Leaders in 2021

Player	Sacks
Azeez Ojulari, NYG	5.5
Micah Parsons, Dal	5.0
Odafe Oweh, Bal	3.0
Greg Rousseau, Buf	3.0
Six players tied	2.0

★ **NFC DEFENSIVE POTW** ★

Micah Parsons was awarded NFC Defensive Player of the Week honors following the Cowboys road victory at Minnesota in Week 8, the first defensive player of the week honor for Parsons and the second by a Cowboys defender in 2021.

Parsons finished with a game-high 11 tackles, including four tackles for losses, with one pressure. Parsons tormented Minnesota ball carriers behind the line of scrimmage, making him only the third Cowboy (DeMarcus Ware, four times; DeMarcus Lawrence, once), to tally four tackles behind the line of scrimmage in recent history (dating back to 2008).

Parsons’ contributions helped hold the Vikings to a 4.6 yard-per-play average (278 yards on 61 plays) while limiting their ability to sustain drives, holding Minnesota to just one-of-13 (7.7%) on third downs.



26

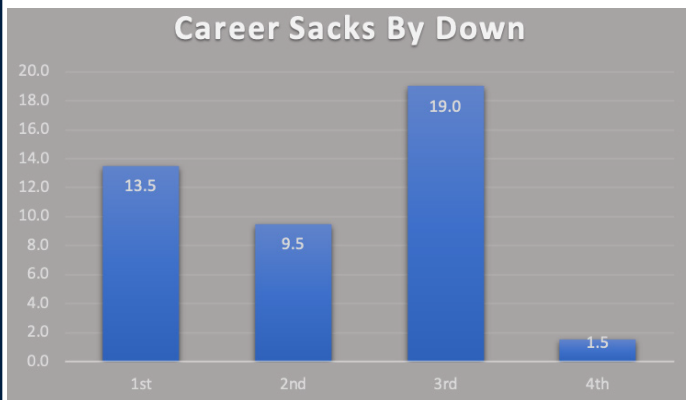
DeMarcus Lawrence has been a key cog in the Cowboys run defense, and in 2019 he finished with a run stop percentage of 9.8% (21 run stops on 214 run snaps), per PFF. In 2020 Lawrence had the 12th-most run stops (26) among all defensive linemen on 253 run snaps (10.3%).

★ TANK ROLLING OVER QBs ★

DeMarcus Lawrence has recorded 45.5 sacks in the regular season, with his most coming against Kirk Cousins (5.5). Below is a breakdown of his sacks by quarterback and by down:

Player	Sacks	Player	Sacks
Kirk Cousins	5.5	Teddy Bridgewater	1.0
Eli Manning	4.0	Ryan Fitzpatrick	1.0
Daniel Jones	3.0	Jared Goff	1.0
Carson Palmer	3.0	Marcus Mariota	1.0
Matthew Stafford	3.0	Nick Mullens	1.0
Matt Ryan	2.5	Cam Newton	1.0
Aaron Rodgers	2.0	Ben Roethlisberger	1.0
Trevor Siemien	2.0	Josh Rosen	1.0
Carson Wentz	2.0	Alex Smith	1.0
Jameis Winston	2.0	Ryan Tannehill	1.0
Russell Wilson	1.5	Tyrod Taylor	1.0
Kyle Allen	1.0	Josh Allen	0.5
C.J. Beathard	1.0	Colt McCoy	0.5
Drew Brees	1.0		

Below is a look at Lawrence's career sacks by down:



★ PRESSURE MAKES DIAMONDS ★

Randy Gregory made the most of limited snaps in 2020, playing on 174 passing downs and rushing the passer on 170 of them. He recorded a quarterback pressure - a sack, hit or hurry - 25 times on his rushes, a pressure percentage of 14.7% that tied for the 12th-highest pressure rate among all defensive linemen on the season, per PFF.

Gregory is even more effective in 2021, generating quarterback pressure on 16.2% of his 198 rush snaps - fifth among defensive linemen/edge players:

Player	Rushes	Pressures	Pressure%
Maxx Crosby	271	50	18.5%
Matt Judon	248	44	17.7%
Myles Garrett	288	48	16.7%
Rashan Gary	254	42	16.5%
Randy Gregory	198	32	16.2%
Trey Hendrickson	277	42	15.2%
Von Miller	186	28	15.1%
Harold Landry III	320	48	15.0%

*min 100 pass rush snaps

Gregory is also translating his pressures into sacks with greater consistency in 2021, as he has recorded two multi-sack games - tied for the most multi-sack performances in a season in his career - and leads the Cowboys with 4.0 sacks on the season:

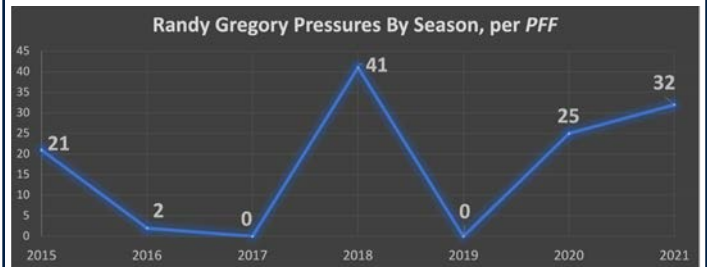
Randy Gregory Career Multi-Sack Games

Date/Opp	Sacks
11/26/20 vs. Was	2.0
12/27/20 vs. Phi	1.5
10/3/21 vs. Car	2.0
10/17/21 at NE	2.0

Gregory has 14.5 sacks through his first 45 games played for Dallas, and his four multi-sack performances are tied for the second-most by any Cowboys defender (since 1982 when sacks became an official stat) in the first 45 games of a Cowboys career:

Dallas Cowboys Most Multi-Sack Games in First 45 Games of a Career

Player	Seasons	Games
DeMarcus Ware	2005-07	5
DeMarcus Lawrence	2014-17	5
Randy Gregory	2015-21	4
David Irving	2015-17	4
Jim Jeffcoat	1983-85	4
Danny Noonan	1987-90	4



★ BLITZ-CAST ★

Dallas sent pressure via blitzes on 24.0% of opposing offenses' passing plays in 2020, 27th in the NFL. So far in 2021, Dallas is blitzing on 27.1% of opponent drop backs - 14th in the NFL:

Team	Opp Drpbks	Blitz%
1. Tampa Bay	360	37.5%
2. Miami	386	37.3%
3. Kansas City	331	34.4%
4. Baltimore	314	34.4%
.....		
14. Dallas	324	27.8%

The Cowboys have blitzed the most on third downs in 2021 - at 35.7% of their opponent's third down pass drop backs:

Cowboys Percentage of Blitzes on Opponent Passing Plays

First Down	Second Down	Third Down	Fourth Down
(23.7%)	(24.3%)	(36.7%)	(57.1%)
Rank: 14th	Rank: 14th	Rank: 10th	Rank: 7th



69.8

Trevon Diggs has been targeted 49 times in 2021, and on those targets he has seven interceptions and 12 pass breakups - both league-leading stats - and QBs have registered a 69.8 passer rating when throwing his direction.

★ CAN YOU DIGG(S) IT? ★

Trevon Diggs intercepted two passes at Philadelphia (11/1/20) - his first career interceptions and the first interceptions by a Dallas defender since Week 1 at the LA Rams (9/13/20). It was the first time the Cowboys had a rookie defender record multiple interceptions since Sean Lee (12/5/10 at Indianapolis) and the 14th time overall:

Cowboys Rookie Defenders with Multiple INTs in a Game

Player	Date/Opp	INTs
Terence Newman	12/14/03 at Was	3
Trevon Diggs	11/1/20 at Phi	2
Sean Lee	12/5/10 at Ind	2
Derek Ross	11/3/02 at Det	2
Everson Walls	11/9/81 vs. Buf	2
Everson Walls	10/25/81 vs. Mia	2
Everson Walls	10/18/81 vs. LAR	2
Everson Walls	9/21/81 at NE	2
Anthony Dickerson	10/12/80 vs. SF	2
Charlie Waters	12/20/70 vs. Hou	2
Cliff Harris	9/27/70 vs. NYG	2
Mel Renfro	11/1/64 at Chi	2
Lee Roy Jordan	10/27/63 at Pit	2
Mike Gaechter	12/9/62 at Stl	2

Diggs' ball-hawking skills have developed even further in his second NFL season, as he leads the team with 12 pass breakups and seven interceptions, at least one in each of the first six games of 2021. Diggs is the first Cowboys defender to have an interception in the first six games of a season, which ties the longest interception streak to start a season in NFL history:

Longest INT Streaks to Start a Season, NFL History

Player	Season	Games	Player	Season	Games
T. Landry	1951	6	P. Jaquess	1964	5
B. Wilburn	1987	6	C. Karilivacz	1957	5
B. Russell	2003	6	L. Parrish	1979	5
T. Diggs	2021	6	W. Sherman	1655	5
D. Bishop	1961	5	B. Smith	1949	5
J. Davis	1950	5			

★ BELIEVE IN YOURSELF ★

Trevon Diggs has made the leap in his second season, already passing his rookie season high with seven interceptions in the first six games of 2021. His six-game interception streak is the longest in team history in the Super Bowl era:

Longest INT Streak, Cowboys History Post Merger

Player	Games	Streak Dates	Tot. INT
T. Diggs	6	9/9/21 - 10/17/21	6
D. Thurman	4	9/22/85 - 10/13/85	4
M. Downs	4	12/4/83 - 9/3/84	4
C. Waters	4	12/3/72 - 9/16/73	4
C. Waters	4	12/12/70 - 9/26/71	5
Many others tied	3	--	--

Dating back before the NFL Merger and to the inception of the Cowboys franchise, Don Bishop recorded an interception in each of the first five games of the 1961 season, which is now the second-longest streak in team history:

Player	Games/Dates of Streak	Total INT
Trevon Diggs...	6 (9/9/21 at TB - 10/17/21 at NE)	7
Don Bishop	5 (9/17/61 vs. Pit - 10/15/61 vs. Phi)	6

The longest streak at any point in a season in NFL history, post merger, is six games, prior to Diggs, most recently accomplished by Brian Russell in 2003:

Longest INT Streaks in a Season, Super Bowl Era

Player	Season	Games	Player	Season	Games
T. Diggs	2021	6	J. Byrd	2009	5
B. Russell	2003	6	C. Bailey	2005	5
D. Evans	2001	6	T. Parrish	2003	5
B. Wilburn	1987	6	E. Turner	1996	5
L. Hayes	1980	6	R. Buchanan	1994	5
E. Hayes	1980	6	A. Lewis	1993	5
L. Parrish	1978	6	J. Allen	1980	5
M. Blount	1975	6	G. Barbaro	1980	5
X. Howard	2020	5	L. Hayes	1979	5
J.C. Jackson	2020	5	K. Riley	1975	5
K. Coleman	2015	5	E. Thomas	1973	5
R. Nelson	2015	5			

★ DIGGING DEEPER ★

Trevon Diggs has a total of seven interceptions through the first eight games of 2021. Diggs is the 14th player in the Super Bowl era to tally seven picks in the first eight games of a season.

Most Interceptions First Eight Games of a Season NFL History, 1970-2021

Player/Team	Season	INT	Player/Team	Season	INT
M. Reinfeldt, Hou	1979	8	M. Jackson, LAR	1976	7
E. Walls, Dal	1981	8	L. Parrish, Was	1979	7
R. Lott, SF	1986	8	R. Woodson, Pit	1993	7
B. Bradley, Phi	1971	7	C. Chavous, Min	2003	7
B. Bradley, Phi	1972	7	J. Byrd, Buf	2009	7
E. Thomas, KC	1974	7	D. Sharper, NO	2009	7
P. Krause, Min	1975	7	T. Diggs, Dal	2021	7

Mike Reinfeldt holds the record for most interceptions through nine games, recording nine interceptions through the first nine games of the 1979 season.

★ INTERCEPTION INCEPTION ★

Trevon Diggs has been among the best defenders in the NFL in 2021, as he leads all defenders in pass breakups (12) and leads the league in interceptions (seven):

2021 Interception Leaders

Player	INTs	PBUs
Trevon Diggs, Dal	7	12
Kevin Byard, Ten	5	11
J.C. Jackson, NE	5	12
Xavier McKinney, NYG	4	7
Logan Wilson, Cin	4	4

★ MAKING A SPLASH ★

Trevon Diggs' impact can be measured by more than interceptions, as he has been the leader on the Dallas defense in splash plays (plays that have a high impact on the game). For this purpose, splash plays are defined as:

- Sacks
- Tackle for loss (non sack)
- Heavy QB pressure leading to throw aways
- Run stuff (no gain)
- Pass stuff (no gain)
- Interception
- Forced fumble
- Fumble recovery
- Pass defended
- Third/fourth down stop

2021 Cowboys Splash Play Leaders

Player	Snaps	Splash Plys	SnP/Splsh
Micah Parsons	418	24	17.4
Trevon Diggs	457	20	22.9
Jayron Kearse	462	17	27.2
Anthony Brown	480	13	36.9
Randy Gregory	269	11	24.5
Jourdan Lewis	347	10	36.5
Chauncey Golston	189	9	22.2
Three players tied	--	8	--

Micah Parsons has also made a high number of splashy plays in 2021, and he leads all rookies in splash plays:

2021 Defensive Rookie Splash Play Leaders

Player	Snaps	Splash Plys	SnP/Splsh
Micah Parsons, Dal	418	24	17.4
Nick Bolton, KC	384	17	22.6
Azeez Ojulari, NYG	388	16	25.0
Odafe Oweh, Bal	319	13	24.5
J. Owusu-Koramoah, Cle	218	13	17.4

★ NFC DEFENSIVE POTM ★

Trevon Diggs was named NFC Defensive Player of the Month for September, becoming just the third Cowboys defender and first defensive back to win the award for Dallas.

Diggs was a lock-down corner through three September games for Dallas, helping the Cowboys to a league-leading plus-five turnover differential and NFL-best eight takeaways in the opening month of 2021. Diggs tied for the NFL-lead with three interceptions - matching his career-high from his rookie campaign in 2020, and led all defensive players with six pass breakups in September. In the Week 3 Monday Night Football game against division rival Philadelphia, Diggs returned an interception 59 yards for a touchdown to break open the game, also registering three breakups in the contest and holding Jalen Hurts to a 36.8 passer rating when targeted.

He registered an interception in each of the first three games of the season, tied with Everson Walls (1985) for the longest streak to start a season in Cowboys history since the 1970 merger.

Dallas also ranked 10th in passing yards-per-game (277.3) at the conclusion of September largely on the strength of Diggs' play.

Dallas Cowboys to Win NFC Defensive POM

Player	Position	Season	Month
Trevon Diggs	CB	2021	September
DeMarcus Lawrence	DE	2017	September
Sean Lee	LB	2013	October
Sean Lee	LB	2011	September

★ NFC DEFENSIVE POTW ★

On the heels of his NFC Defensive Player of the Month honors, Trevon Diggs added another accolade to his resume, earning NFC Defensive Player of the Week after the Cowboys' 36-28 win over the Panthers.

Diggs recorded four tackles and two interceptions in the game, becoming the fourth player since 1990 and first Cowboy since 1970 without an interception in each of his team's first four games of a season. No other player had two interceptions in Week 4.

Diggs is the first Cowboys cornerback to earn the honor since Brandon Carr (Week 15, 2012).

★ WELCOME TO DIGGS ISLAND ★

Trevon Diggs is proving himself to be a lock-down corner in his second NFL season, and he is one-of-10 players to allow a reception on fewer than 50.0% of targets against him and more than five pass breakups on the season:

NFL Defenders Burn Pct. Under 50% and >5 PBUs in 2021

Player	Tgt	Burn%	PBUs
Jamel Dean, TB	31	38.7%	7
AJ Terrell, Atl	31	41.9%	6
Taron Johnson, Buf	33	45.5%	5
Trevon Diggs, Dal	49	46.9%	12
Marlon Humphrey, Bal	44	47.7%	8
Jaylon Johnson, Chi	44	47.7%	7
Xavien Howard, Mia	52	48.1%	10
Marshon Lattimore, NO	52	48.1%	10
Pat Surtain II, Den	52	48.1%	8
Chidobe Awuzie, Cin	54	48.2%	8

*min 30 targets against

Diggs' play is even more impressive when you consider quarterbacks have targeted him the 12th-most in 2021, and among cornerbacks who have played at least 50% of defensive snaps, he is allowing the seventh-lowest passer rating against, per PFF:

NFL Cornerbacks Passer Rating Against in 2021

Player	Cvg Snps	Tgts	Passer Rate Agst
Jamel Dean, TB	283	32	39.6
J.C. Jackson, NE	322	59	49.8
Taron Johnson, Buf	266	33	62.6
Casey Hayward Jr., LV	298	21	64.0
AJ Terrell, Atl	259	31	65.2
Tre'Davious White, Buf	321	50	66.8
Trevon Diggs, Dal	322	49	69.8

★ DIGGING UP PBUs AND INTS ★

In 2020 Trevon Diggs tied for the ninth-most interceptions by a Cowboys rookie (three):

Player	Season	INTs	Player	Season	INTs
Everson Walls	1981	11	Terence Newman	2003	4
Michael Downs	1981	7	Trevon Diggs	2020	3
Mel Renfro	1964	7	Duane Hawthorne	1999	3
Mike Gaechter	1962	5	Tommy Haynes	1987	3
Derek Ross	2002	5	Lee Roy Jordan	1963	3
Charlie Waters	1970	5	Obert Logan	1965	3
Roy Williams	2002	5	Pat Watkins	2006	3

He was the first rookie since Byron Jones to lead the Cowboys in pass breakups (14) and only the third rookie in team history to do so. Diggs was also the only rookie defender in Cowboys history to lead the team in pass breakups and interceptions outright. (Cowboys did not track PBUs before 1984).

Cowboys Rookies to Lead Defense in PBUs

Player	Season	PBUs	INTs
Trevon Diggs	2020	14	3
Byron Jones	2015	12	0
Derek Ross	2002	12	5*

*Ross tied for the team lead in INTs in 2002 (R. Williams)

Diggs has seven interceptions in his second NFL season, already tied for sixth in a single-season in team history and more than doubling his rookie season total on his climb up the Cowboys record books. Everson Walls holds the single-season team record with 11 interceptions in 1981:

Most Single-Season INTs in Cowboys History

Player	Season	INTs	Player	Season	INTs
Everson Walls	1981	11	Herb Adderly	1971	6
Mel Renfro	1969	10	Don Bishop	1962	6
Dennis Thurman	1981	9	Larry Brown	1995	6
Everson Walls	1985	9	Michael Downs	1986	6
Don Bishop	1961	8	Anthony Henry	2007	6
Trevon Diggs	2021	7	Chuck Howley	1968	6
Michael Downs	1984	7	Lee Roy Jordan	1975	6
Michael Downs	1981	7	Lee Roy Jordan	1973	6
Cornell Green	1967	7	Brock Marion	1995	6
Cornell Green	1963	7	Kevin Smith	1993	6
Mel Renfro	1964	7	Dennis Thurman	1983	6
Mel Renfro	1967	7	Charlie Waters	1972	6
Everson Walls	1982	7	Many players tied	--	5

★ THIRD-AND-I GOT THIS ★

The Cowboys have held opponents to 34-of-98 on third downs in 2021, which at 34.7% ranks seventh in the league.

Dallas' best third down defensive performance came at Minnesota (10/31), when it held the Vikings to one-of-13 (7.7%) on third down - tied for the sixth-lowest conversion rate in a single-game in Cowboys history.

Below is a breakdown of the Cowboys third down conversions by distance in 2021:

3rd & Short (<4 Yds)	3rd & Med (4-6 Yds)	3rd & Long (>6 Yds)	3rd & 10+
13-27 (48.1%)	8-25 (32.0%)	13-46 (28.3%)	8-28 (28.6%)
Rank: 2nd	Rank: t-7th	Rank: t-21st	Rank: 28th

★ NO POINTS FOR YOU ★

Dallas is holding its opponents to 23.4 points-per-game in 2021 and allowing scores on only 35.9% of opposing offensive possessions - the 13th-best opponent scoring rate in the league:

Lowest Opponent Scoring Efficiency in 2021

Team	Opp Drives	Scores	Score %
Buffalo	89	22	24.7%
Arizona	96	25	26.0%
Denver	92	27	29.3%
Carolina	108	33	30.6%
New England	98	31	31.6%
Green Bay	87	29	33.3%
New Orleans	90	30	33.3%
LA Rams	95	33	34.7%
Baltimore	89	31	34.8%
Cincinnati	100	35	35.0%
Tampa Bay	91	32	35.2%
Las Vegas	88	31	35.2%
Dallas	92	33	35.9%

★ TO THE HOUSE ★

Dallas is one-of-two teams in 2021 (Tampa Bay) with multiple interception return touchdowns, posting three pick-sixes on the year - two by Trevon Diggs and one by Anthony Brown. Dallas' three interception return touchdowns are tied for the fourth-most in a single season in team history, and are tied for the most through seven games in team history:

Cowboys Most INT Return TDs in a Single Season

Season	Pick-Sixes
1999	4
1995	4
1985	4
2021	3
11 more seasons	3

Cowboys Most INT Return TDs Through Eight Games

Season	Pick-Sixes
1985	3
2001	3
2021	3
1968	2
1983	2
1999	2
2003	2

★ NO SPACE TO RUN ★

The Dallas defense has posted the sixth-ranked rush defense in the league, allowing only 86.2 yards-per-game and only two 100-yard rushers on the year:

Top Run Defenses in 2021

Team	Rush YPG	Team	Rush YPG
New Orleans	73.8	Denver	98.3
Tampa Bay	78.0	LA Rams	99.6
Cleveland	84.8	Tennessee	100.0
Buffalo	85.6	Cincinnati	100.9
Baltimore	91.8	Dallas	101.0

★ WE'RE GOING STREAKING ★

The Dallas defense recently concluded a 10-game streak with at least two takeaways, dating back to the game at Cincinnati (12/13/20) through at Minnesota (10/31/21). The streak tied Dallas' longest string of games in franchise history:

Dallas Cowboys 10-Game Streak with Multiple Takeaways

Date/Opp	Takeaways
12/23/20 at Cin	3
12/20/20 vs. SF	4
12/27/20 vs. Phi	3
1/3/21 at NYG	2
9/9/21 at TB	4
9/19/21 at LAC	2
9/27/21 vs. Phi	2
10/3/21 vs. Car	2
10/10/21 vs. NYG	2
10/17/21 at NE	2

Longest Cowboys Streaks with Multiple Takeaways

Date Range/Opps	Games
12/12/76 vs. Was - 11/14/77 vs. Stl	10
12/6/70 vs. Was - 10/31/71 at Chi	10
12/23/20 at Cin - 10/17/21 at NE	10
9/11/83 at Stl - 11/6/83 at Phi	9
11/8/99 at Min - 12/24/99 at NO	8
11/14/71 vs. Phi - 9/24/72 at NYG	8
11/24/85 vs. Phi - 9/14/86 at Det	7

★ I'LL TAKE THAT ★

The Dallas defense forced four takeaways in Week 1 against Tom Brady and the Tampa Bay Buccaneers, tying its single-game high from a season ago (at Phi, 11/1/20 and vs. SF, 12/20/20).

The Cowboys finished last season with a -3 turnover differential, tied for 21st in the league, and had a 2-7 record in games that they posted an even or negative turnover margin.

Dallas is tied for 10th with a +3 turnover differential in 2021, and it has posted an even or positive takeaway differential in six-of-seven games this season.

2021 NFL Turnover Differential Leaders

Team	Takeaways	Giveaways	Differential
Buffalo	19	8	+11
Indianapolis	20	10	+10
Arizona	17	9	+8
Green Bay	14	8	+6
Minnesota	11	5	+6
New Orleans	13	7	+6
LA Rams	14	9	+5
Seattle	8	4	+4
Tampa Bay	14	10	+4
Dallas	14	11	+3
N.Y. Giants	14	11	+3

★ TAKEAWAYS IN BUNCHES ★

The Cowboys recorded 16 takeaways (nine fumble recoveries, seven interceptions) in the second half of the 2020 season after recording only seven takeaways in the first eight games of the season. Dallas finished the year with a takeaway in seven straight games, its longest streak with a takeaway since a nine-game streak to close the 2018 season.

Dallas has continued to pilfer the football in 2021, recording 14 takeaways through eight games - tied for fifth in the NFL. The takeaways have not only limited opponent scoring but have led to points for the Cowboys on 78.6% of drives after takeaways (11-of-14) - second in the league:

Most Takeaways Scores in the NFL

Team	Takeaways	Scores	TA Score%
Indianapolis	20	13	65.0%
Arizona	17	12	70.6%
Dallas	14	11	78.6%
Tennessee	13	11	84.6%
Buffalo	19	10	52.6%
LA Rams	14	10	71.4%



★ GREG THE LEG ★

Greg Zuerlein has attempted 66 field goals of 50-or-more yards since he entered the league in 2012 - second in the NFL over that span:

Player	50+ FGA	50+ FGM	50+ FG%
Matt Prater.....	68	50	73.5%
Greg Zuerlein.....	67	37	55.2%
Justin Tucker.....	63	45	71.4%
Brandon McManus.....	53	28	52.8%
Mason Crosby.....	49	29	59.2%

Zuerlein is 14-of-18 on field goals in 2021, and he is one-of-three from 50-plus yards. He ranks 11th in the NFL with 63 kicking points.

Zuerlein finished three-of-nine from 50-plus in 2020 and connected on 34-of-41 field goals overall, tied with Richie Cunningham (1997) for the most made field goals in a single season in team history. He also tallied 135 points, tied for second-most in a single season in team history, and became the 60th kicker in NFL history to reach 1,000 career points (1,002).

★ NET RESULT ★

Bryan Anger hasn't been called upon often by the Cowboys in 2021, recording only 22 punts (t-27th) on the year. He has been very effective when needed, however, registering a net average of 43.0 that ranks seventh in 2021 and would be the highest net average in a single-season in Cowboys history if it remains:

Highest Single-Season Net Punting Avg., Cowboys History

Player/Season	Punt	TB	In20	Net Avg.
Bryan Anger, 2021	22	3	9	43.0
Chris Jones, 2015.....	69	1	27	42.5
Mat McBriar, 2010	65	8	22	41.7
Chris Jones, 2017.....	66	5	62	41.4
Chris Jones, 2016.....	58	4	22	40.5

★ PIN 'EM BACK ★

The Cowboys signed Bryan Anger to punt for the 2021 season, and he has been good at pinning opposing offenses deep in their own territory, downing 10-of-22 punts on the year inside the 20-yard line, an Inside-20 percentage that is ninth in the league:

2021 Punts Downed Inside the Opp 20-Yard Line

Player	In10%	Player	In10%
Tommy Townsend.....	59.1%	Jake Bailey.....	46.7%
Mitch Wishnowsky	55.6%	Sam Martin.....	45.9%
Johnny Hekker.....	53.8%	Bryan Anger	45.5%
Michael Dickson	51.2%	Pressley Harvin.....	44.1%
Bradley Pinion	48.1%	Cameron Johnston....	43.8%
Brett Kern	47.1%	Jack Fox.....	42.9%

★ START LINE ★

Dallas benefited from good kick returns in 2020, as the offense averaged a starting field position of the 26.6-yard line - the fourth-best starting position in the league.

Average Starting Field Position After Kickoffs - 2020

Team	Opp KO	Ret	Ret%	Start Ln
Baltimore	68	23	33.8%	27.3
Buffalo	82	36	43.9%	27.0
Chicago	86	47	54.7%	26.9
Dallas.....	94	37	39.4%	26.6
Indianapolis	80	43	53.8%	26.4

Dallas' return success was aided by the big return, as the Cowboys led the league in kick returns into the opposing team's territory, returning five kick across the 50-yard line in 2020.

Kick Returns Across the 50-Yard Line - 2020

Team	Ret	Across 50	Across 50 %
Dallas.....	37	5	13.5%
Buffalo	36	3	8.3%
Five teams tied.....	--	2	--

The Cowboys are averaging a starting position of the 25.0 yard line after kickoffs in 2021 (15th), and have one return across the 50 on 10 kick returns.

135 Greg Zuerlein finished his first season in Dallas with 135 points, tied for the second-most in a single season in team history (Dan Bailey, 2011).

★ POINT PERSON ★

Since he entered the league in 2012, Zuerlein has scored 1,065 points, fifth-most in the league:

Player	FGA	FGM	FG%	PAT	Pts
Justin Tucker	338	307	90.8%	369	1,290
Stephen Gostkowski.....	287	251	87.5%	410	1,163
Matt Prater.....	286	243	84.9%	395	1,124
Mason Crosby	276	227	82.2%	413	1,094
Greg Zuerlein	304	249	81.9%	318	1,065
Dan Bailey	253	217	85.8%	344	995
Stephen Hauschka	258	223	86.4%	286	955
Robbie Gould.....	249	217	87.1%	299	950
Ryan Succop	244	203	83.2%	331	940
Adam Vinatieri	248	212	85.5%	285	921

★ ZUERLEIN'S CLUTCH KICKS ★

Greg Zuerlein had two game-winning kicks for the Cowboys in 2020, first against Atlanta (9/20/20) with a game-winning 46-yard field goal and then against the N.Y. Giants (10/11/20). Zuerlein capped off the Cowboys first victory of the 2021 season with his third game-winning field goal as a Cowboy - 11th career game-clinching kick - booting a 56-yard kick as time expired at the LA Chargers:

Season	Date/Opp	Distance
2021	9/19/21 at LA Chargers	56 yards
2020	10/11/20 vs. N.Y. Giants	34 yards
2020	9/20/20 vs. Atlanta	46 yards
2018*	1/20/19 at New Orleans	57 yards
2018	10/28/18 vs. Green Bay	43 yards
2016	11/13/16 at NY Jets	34 yards
2015	9/13/15 vs. Seattle	37 yards
2014	11/2/14 at San Francisco	39 yards
2014	9/14/14 at Tampa Bay	38 yards
2013	9/8/13 vs. Arizona	48 yards
2012	12/12/12 vs. San Francisco	54 yards

*NFC Conference Championship Game

The kick to beat the Chargers was the second-longest game-winner of Zuerlein's career - longest regular season kick - and Zuerlein's 57-yard game-winning kick in the NFC Conference Championship game in 2018 is the longest game-winning field goal in postseason history.

2021 DALLAS COWBOYS STATISTICS

WON 6, LOST 2

9/9	L	29-31	at Tampa Bay	65,566
9/19	W	20-17	at L.A. Chargers	70,240
9/27	W	41-21	Philadelphia	93,267
10/3	W	36-28	Carolina	93,262
10/10	W	44-20	N.Y. Giants	93,476
10/17	W	35-29 (OT)	at New England	65,878
10/31	W	20-16	at Minnesota	66,633
11/7	L	16-30	Denver	93,503

2021 TEAM STATISTICS

	DAL	OPP.
FIRST DOWNS	201	161
Rushing	57	43
Passing	124	98
Penalty	20	20
Third Down-Made/Att	47/102	34/98
Third Down Efficiency	46.1%	34.7%
Fourth Down-Made/Att	5/14	7/11
Fourth Down Efficiency	35.7%	63.6%
TOTAL NET YARDS	3,474	2,972
Avg. Per Game	434.3	371.5
Total Plays	545	495
Avg. Per Play	6.4	6.0
NET YARDS RUSHING	1,142	808
Avg. Per Game	142.8	101.0
Total Rushes	234	186
Avg. Per Rush	4.9	4.3
NET YARDS PASSING	2,332	2,164
Avg. Per Game	291.5	270.5
Sacked/Yards Lost	14/95	16/136
Gross Yards	2,427	2,300
Attempts/Completions	297/203	293/192
Pct. of Completion	68.4%	65.5%
Had Intercepted	6	11
PUNTS/AVERAGE	22/48.6	28/41.9
Net Punting Average	43.0	38.8
PUNT RETURN/AVG.	11/4.3	10/6.3
KICKOFF RETURN/AVG.	10/27.0	9/24.1
INTERCEPTION RETURN/AVG.	11/23.0	6/15.7
PENALTIES/YARDS	63/525	64/512
FUMBLES/BALL LOST	13/5	5/3
TOUCHDOWNS	29	22
Rushing	6	7
Passing	20	14
Returns	3	1
EXTRA POINTS/ATTEMPTS	21/23	18/19
TWO POINT CONVERSION/ATT.	2/5	3/3
FIELD GOALS/ATTEMPTS	14/18	12/16
AVG. TIME OF POSSESSION	30:31	29:29

SCORE BY PERIODS	Q1	Q2	Q3	Q4	OT	PTS
TEAM	52	41	64	78	6	241
OPPONENTS	51	52	26	63	0	192

SCORING	TD	RU	PA	RT	PAT	FG	2PT	S	PTS
G. Zuerlein	0	0	0	0	21/23	14/18	0	0	63
E. Elliott	6	5	1	0	0/0	0/0	1	0	38
A. Cooper	5	0	5	0	0/0	0/0	0	0	30
C. Lamb	4	0	4	0	0/0	0/0	0	0	24
D. Schultz	3	0	3	0	0/0	0/0	0	0	18
C. Wilson	3	0	3	0	0/0	0/0	0	0	18
T. Diggs	2	0	0	2	0/0	0/0	0	0	12
B. Jarwin	2	0	2	0	0/0	0/0	0	0	12
M. Turner	2	0	2	0	0/0	0/0	0	0	12
A. Brown	1	0	0	1	0/0	0/0	0	0	6
T. Pollard	1	1	0	0	0/0	0/0	0	0	6
D. Prescott	0	0	0	0	0/0	0/0	1	0	2
TEAM	29	6	20	3	21/23	14/18	2	0	241
OPPONENTS	22	7	14	1	18/19	12/16	3	0	192

2-Pt Conv: E. Elliott 1, D. Prescott 1, TM 2-5, OPP 3-3

PASSING	ATT	CMP	YDS	CMP%	YDS/ATT	TD	TD%	INT	INT%	LONG	SACK/LOST	RATING
D. Prescott	255	177	2,045	69.4	8.0	18	7.1	5	2.0	49t	11.0/76	108.7
C. Rush	40	24	325	60.0	8.1	2	5.0	1	2.5	73t	3.0/19	92.2
C. Wilson	2	2	57	100.0	28.5	0	0.0	0	0.0	35	0.0/0	118.8
TEAM	297	203	2,427	68.4	8.2	20	6.7	6	2.0	73t	14.0/95	107.1
OPPONENTS	293	192	2,300	65.5	7.8	14	4.8	11	3.8	75t	16.0/136	89.7

RUSHING	NO.	YDS	AVG	LONG	TD
E. Elliott	128	622	4.9	47	5
T. Pollard	72	403	5.6	28	1
D. Prescott	24	86	3.6	21	0
C. Lamb	4	18	4.5	13	0
C. Wilson	2	11	5.5	6	0
C. Rush	1	2	2.0	2	0
C. Clement	3	0	0.0	5	0
TEAM	234	1,142	4.9	47	6
OPPONENTS	186	808	4.3	30	7

RECEIVING	NO.	YDS	AVG	LONG	TD
C. Lamb	41	632	15.4	49t	4
A. Cooper	40	532	13.3	35t	5
D. Schultz	37	424	11.5	30	3
E. Elliott	23	153	6.7	21	1
C. Wilson	19	280	14.7	73t	3
T. Pollard	17	148	8.7	32	0
B. Jarwin	10	90	9.0	20	2
N. Brown	7	99	14.1	27	0
M. Turner	5	33	6.6	11	2
M. Gallup	4	36	9.0	12	0
S. McKeon	0	0	0.0	0	0
TEAM	203	2,427	12.0	73t	20
OPPONENTS	192	2,300	12.0	75t	14

INTERCEPTIONS	NO.	YDS	AVG	LONG	TD
T. Diggs	7	142	20.3	59t	2
A. Brown	2	45	22.5	45t	1
J. Lewis	1	66	66.0	66	0
D. Kazee	1	0	0.0	0	0
TEAM	11	253	23.0	66	3
OPPONENTS	6	94	15.7	29	0

FUMBLES	FUM	LST	FF	REC	TD
D. Prescott	6	3	0	3	0
C. Rush	1	1	0	0	0
N. Wright	1	1	0	0	0
Z. Martin	0	0	0	1	0
A. Cooper	1	0	0	0	0
T. Pollard	1	0	0	0	0
K. Joseph	0	0	0	1	0
C. Wilson	2	0	0	1	0
T. Biadasz	1	0	0	1	0
TEAM	13	5	0	7	0
OPPONENTS	5	3	0	2	0

PUNTING	NO.	YDS	AVG	NET	TB	IN	LG	B
B. Anger	22	1,070	48.6	43.0	3	9	63	0
TEAM	22	1,070	48.6	43.0	3	9	63	0
OPPONENTS	28	1,173	41.9	38.8	0	10	65	1

PUNT RETURNS	RET	FC	YDS	AVG	LONG	TD
C. Lamb	4	7	34	8.5	17	0
C. Wilson	6	3	13	2.2	7	0
N. Wright	1	0	0	0.0	0	0
TEAM	11	10	47	4.3	17	0
OPPONENTS	10	7	63	6.3	23	0

KICKOFF RETURNS	NO.	YDS	AVG	LONG	TD
T. Pollard	10	270	27.0	54	0
TEAM	10	270	27.0	54	0
OPPONENTS	9	217	24.1	41	0

FIELD GOALS	1-19	20-29	30-39	40-49	50+
G. Zuerlein	0/0	1/1	9/10	3/4	1/3
TEAM	0/0	1/1	9/10	3/4	1/3
OPPONENTS	0/0	3/3	2/2	4/5	3/6

G. Zuerlein: (31WL, 35, 60SH, 21, 48) (34, 56) () (37) (31, 38, 31) (30, 45, 51WL, 49) (43WL, 38, 39) ()

OPP: (36) (46, 44LU, 32, 29) () (54WL) (54WR, 51, 51) () (45, 40, 24) (53, 27, 53WR, 42)

2021 DALLAS COWBOYS DEFENSIVE STATISTICS

RNK	PLAYER	TKL	AST	TOTAL	SACKS/YDS	TFL/YDS	QBPR	FR	FF	INT/YDS	PD
1.	Kearse, Jayron	34	15	49		5/-9	7				3
2.	Brown, Anthony	34	12	46						2/45	8
3.	Parsons, Micah	36	8	44	5.0/-52	6/-13	13				2
4.	Vander Esch, Leighton	31	13	44	1.0/-7	3/-6	1				
5.	Diggs, Trevon	24	5	29						7/142	12
6.	Lewis, Jourdan	23	4	27	0.5/-4	1/-3	2	1		1/66	2
7.	Neal, Keanu	18	6	24		2/-4					
8.	Kazee, Damontae	17	3	20					1		3
9.	Smith, Jaylon	14	5	19							
10.	Hooker, Malik	15	2	17		1/-1					1
11.	Golston, Chauncey	11	6	17	0.5/-3		4	1			
12.	Basham, Tarell	8	8	16	1.0/-7		13				
13.	Odighizuwa, Osa	7	8	15	2.0/-20	3/-6	7				
14.	Wilson, Donovan	8	3	11		1/-4	1				
15.	Watkins, Carlos	7	4	11	1.0/-8	3/-8	2				
16.	Armstrong, Dorance	5	4	9			4				
17.	Gregory, Randy	3	5	8	5.0/-35		20	1	2		
18.	Hamilton, Justin	4	3	7		1/-1	4				
19.	Lawrence, DeMarcus	5	1	6			2		1		
20.	Bohanna, Quinton	3	3	6							
21.	Canady, Maurice	3	0	3							
22.	Urban, Brent	0	3	3			1				1
23.	Anae, Bradlee	2	0	2							
	Faoliu, Austin	2	0	2							
	Kamara, Azur	2	0	2			1				
26.	Gifford, Luke	1	1	2		1/-4					
27.	Cox, Jabril	1	0	1							

Ast=Assist, TFL=Tackle for a Loss, QBPR=Pressures, Int=Interception, FR=Fumble Recovery, FF=Forced Fumble, PD=Pass Defense

2021 COWBOYS SPECIAL TEAMS							
RNK	PLAYER	S	A	TOT	FF	FR	BL
1.	Goodwin, C.J.	3	0	3			
	Kearse, Jayron	3	0	3			
	Pollard, Tony	3	0	3			
4.	Clement, Corey	2	0	2			
	Neal, Keanu	2	0	2			
	Wright, Nahshon	2	0	2			
7.	Brown, Noah	1	0	1			
	Cox, Jabril	1	0	1			
	McQuaide, Jake	1	0	1			
	Ralston, Nick	1	0	1			
	Wilson, Cedrick	1	0	1		1	
12.	Kamara, Azur	0	1	1			
	Turner, Malik	0	1	1			
	Vander Esch, Leighton	0	1	1			
15.	Gifford, Luke	0	0	0			1

DEFENSIVE STATS BY RANK							
PRESSURES		SACKS		TACKLES FOR LOSS		INTERCEPTIONS	
PLAYER	NO	PLAYER	NO	PLAYER	NO	PLAYER	NO
1. R. Gregory	20	1. R. Gregory	5.0	1. M. Parsons	6	1. T. Diggs	7
2. T. Basham	13	M. Parsons	5.0	2. J. Kearse	5	2. A. Brown	2
M. Parsons	13	3. O. Odighizuwa	2.0	3. O. Odighizuwa	3	3. D. Kazee	1
4. J. Kearse	7	4. T. Basham	1.0	L. Vander Esch	3	J. Lewis	1
O. Odighizuwa	7	L. Vander Esch	1.0	C. Watkins	3		
FORCED FUMBLES		FUMBLE RECOVERIES		PASSES DEFENSED			
PLAYER	NO	PLAYER	NO	PLAYER	NO		
1. R. Gregory	2	1. C. Golston	1	1. T. Diggs	12		
2. D. Kazee	1	R. Gregory	1	2. A. Brown	8		
D. Lawrence	1	J. Lewis	1	3. D. Kazee	3		
				J. Kearse	3		
				5. J. Lewis	2		

GAME-BY-GAME PLAYER PARTICIPATION

	@ TB	@ LAC	PHI	CAR	NYG	@ NE	@ MIN	DEN	ATL	@ KC	LV	@ NO	@ WAS	@ NYG	WAS	ARI	@ PHI	GP	GS	DNP	I
PLAYERS	9/9	9/19	9/27	10/3	10/10	10/17	10/31	11/7	11/14	11/21	11/25	12/2	12/12	12/19	12/26	1/2	1/9				
Isaac Alarcon	PS	PS	PS	PS	PS	PS	PS	PS	-	-	-	-	-	-	-	-	-	0	0	0	0
Bradlee Anae	P	P	R/C19	R/C19	P	D	P	PS	-	-	-	-	-	-	-	-	-	4	0	0	1
Bryan Anger	P	P	P	P	P	P	P	P	-	-	-	-	-	-	-	-	-	8	0	0	0
Dorance Armstrong	P	RDE	I	I	I	I	P	P	-	-	-	-	-	-	-	-	-	4	1	0	4
Josh Ball	IR	IR	IR	IR	IR	IR	IR	IR	-	-	-	-	-	-	-	-	-	0	0	0	0
Tarell Basham	P	P	P	LDE	LDE	LDE	LDE	LDE	-	-	-	-	-	-	-	-	-	8	5	0	0
Francis Bernard	IR	IR	IR	IR	IR	IR	IR	IRR	P	-	-	-	-	-	-	-	-	1	0	0	0
Tyler Biadasz	C	C	C	C	C	C	C	C	-	-	-	-	-	-	-	-	-	8	8	0	0
Quinton Bohanna	P	P	P	P	P	LDT	P	P	-	-	-	-	-	-	-	-	-	8	1	0	0
Anthony Brown	LCB	RCB	RCB	RCB	RCB	RCB	RCB	RCB	-	-	-	-	-	-	-	-	-	8	8	0	0
Kyron Brown	PS	PS	PS	PS	PS	PS	PS	PS	-	-	-	-	-	-	-	-	-	0	0	0	0
Noah Brown	D	P	P	P	P	P	P	P	-	-	-	-	-	-	-	-	-	7	0	0	1
Deante Burton	PS	PSI	PSI	PSI	PSI	PSI	PSI	PS	PS	-	-	-	-	-	-	-	-	0	0	0	0
Maurice Canady	P	P	P	P	P	P	IR	IR	-	-	-	-	-	-	-	-	-	6	0	0	0
Corey Clement	P	P	P	P	P	P	P	P	-	-	-	-	-	-	-	-	-	8	0	0	0
La'el Collins	RT	R/SUS	R/SUS	R/SUS	R/SUS	R/SUS	P	RT	-	-	-	-	-	-	-	-	-	3	2	0	0
Amari Cooper	WR	WR	WR	WR	WR	WR	WR	WR	-	-	-	-	-	-	-	-	-	8	8	0	0
Jabril Cox	P	P	P	P	P	P	P	IR	-	-	-	-	-	-	-	-	-	7	0	0	0
Tyler Coyle	PS	PS	PS	PS	PS	PS	PS	PS	-	-	-	-	-	-	-	-	-	0	0	0	0
Trevon Diggs	LCB	LCB	LCB	LCB	LCB	LCB	LCB	LCB	-	-	-	-	-	-	-	-	-	8	8	0	0
Ben DiNucci	PS	PS	PS	PS	PS	PS	PS	PS	-	-	-	-	-	-	-	-	-	0	0	0	0
Rico Dowdle	IR	IR	IR	IR	IR	IR	IR	IR	-	-	-	-	-	-	-	-	-	0	0	0	0
Ezekiel Elliott	RB	RB	RB	RB	RB	RB	RB	RB	-	-	-	-	-	-	-	-	-	8	8	0	0
Austin Faoliu	PS	PS	PS	P	PS	PS	PS	PS	-	-	-	-	-	-	-	-	-	1	0	0	0
Matt Farniok	P	P	P	P	P	P	D	DNP	-	-	-	-	-	-	-	-	-	6	0	1	1
Simi Fehoko	P	P	P	D	D	D	D	D	-	-	-	-	-	-	-	-	-	3	0	0	5
Neville Gallimore	IR	IR	IR	IR	IR	IR	IR	IR	-	-	-	-	-	-	-	-	-	0	0	0	0
Michael Gallup	P	IR	IR	IR	IR	IR	IRR	IRR	-	-	-	-	-	-	-	-	-	1	0	0	0
Luke Gifford	D	P	P	P	P	P	P	P	-	-	-	-	-	-	-	-	-	7	0	0	1
Chauncey Golston	D	D	P	P	P	P	P	P	-	-	-	-	-	-	-	-	-	6	0	0	2
C.J. Goodwin	P	P	P	P	P	P	P	P	-	-	-	-	-	-	-	-	-	8	0	0	0
Randy Gregory	RDE	R/C19	RDE	RDE	RDE	P	RDE	RDE	-	-	-	-	-	-	-	-	-	7	6	0	0
Will Grier	D	D	D	D	D	D	DNP	D	-	-	-	-	-	-	-	-	-	0	0	1	7
Lirim Hajrullahu	A	PS	A	A	A	A	A	A	-	-	-	-	-	-	-	-	-	0	0	0	0
Justin Hamilton	PS	PS	P	P	PS	PS	P	P	-	-	-	-	-	-	-	-	-	4	0	0	0
JaQuan Hardy	PS	PS	PS	PS	PS	PS	PS	PS	-	-	-	-	-	-	-	-	-	0	0	0	0
Trysten Hill	R/PUP	R/PUP	R/PUP	R/PUP	R/PUP	R/PUP	R/PUP	R/PUP	-	-	-	-	-	-	-	-	-	0	0	0	0
Malik Hooker	D	SS	P	P	NCB	P	P	P	-	-	-	-	-	-	-	-	-	7	2	0	1
Mitch Hyatt	IR	IR	IR	IR	IR	IR	IR	IR	-	-	-	-	-	-	-	-	-	0	0	0	0
Blake Jarwin	TE	TE	TE	TE	P	P	TE	IR	-	-	-	-	-	-	-	-	-	7	5	0	0
Braylon Jones	PS	PS	PS	PS	PS	PS	PS	PS	-	-	-	-	-	-	-	-	-	0	0	0	0
Kelvin Joseph	IR	IR	IR	IR	IR	IR	P	P	-	-	-	-	-	-	-	-	-	2	0	0	0
Azur Kamara	D	P	P	P	P	P	D	P	-	-	-	-	-	-	-	-	-	6	0	0	2
Damontae Kazee	FS	FS	FS	FS	FS	FS	FS	FS	-	-	-	-	-	-	-	-	-	8	8	0	0
Jayron Kearse	P	NCB	SS	SS	SS	SS	SS	SS	-	-	-	-	-	-	-	-	-	8	7	0	0
Brandon Knight	R/C19	DNP	P	DNP	D	A	A	A	-	-	-	-	-	-	-	-	-	1	0	2	1
CeeDee Lamb	WR	WR	WR	WR	WR	WR	WR	WR	-	-	-	-	-	-	-	-	-	8	8	0	0
DeMarcus Lawrence	LDE	IR	IR	IR	IR	IR	IR	IR	-	-	-	-	-	-	-	-	-	1	1	0	0
Jourdan Lewis	CB	P	NCB	NCB	P	P	NCB	NCB	-	-	-	-	-	-	-	-	-	8	5	0	0
Zack Martin	R/C19	RG	RG	RG	RG	RG	RG	RG	-	-	-	-	-	-	-	-	-	7	7	0	0
Connor McGovern	LG	P	P	P	P	P	P	DNP	-	-	-	-	-	-	-	-	-	7	1	1	0
Sean McKeon	IR	IR	IR	IR	IR	IR	IRR	P	-	-	-	-	-	-	-	-	-	1	0	0	0
Jake McQuaide	P	P	P	P	P	P	P	P	-	-	-	-	-	-	-	-	-	8	0	0	0
Osirus Mitchell	PS	PSI	PSI	PSI	PSI	PSI	PSI	PSI	-	-	-	-	-	-	-	-	-	0	0	0	0
Israel Mukuamu	D	DNP	P	D	D	D	D	D	-	-	-	-	-	-	-	-	-	1	0	1	6
Keanu Neal	MLB	P	R/C19	R/C19	P	OLB	P	P	-	-	-	-	-	-	-	-	-	6	2	0	0
Hunter Niswander	IR	IR	IR	IR	IR	IR	IR	IR	-	-	-	-	-	-	-	-	-	0	0	0	0
Ty Nsekhe	P	I	I	I	DNP	P	P	DNP	-	-	-	-	-	-	-	-	-	3	0	2	3
Osa Odighizuwa	LDT	LDT	LDT	LDT	LDT	P	LDT	LDT	-	-	-	-	-	-	-	-	-	8	7	0	0
Sewo Olofinla	IR	IR	IR	IR	IR	IR	IR	IR	-	-	-	-	-	-	-	-	-	0	0	0	0
Micah Parsons	OLB	LDE	LDE	OLB	OLB	OLB	OLB	OLB	-	-	-	-	-	-	-	-	-	8	8	0	0
Tony Pollard	P	P	P	P	P	P	P	P	-	-	-	-	-	-	-	-	-	8	0	0	0
Dak Prescott	QB	QB	QB	QB	QB	QB	I	QB	-	-	-	-	-	-	-	-	-	7	7	0	1
Nick Ralston	PS	PS	P	P	P	P	PS	PS	-	-	-	-	-	-	-	-	-	4	0	0	0
Damion Ratley	A	A	PS	PS	PS	PS	PS	PS	-	-	-	-	-	-	-	-	-	0	0	0	0
Reggie Robinson	IR	IR	IR	IR	IR	IR	IR	IR	-	-	-	-	-	-	-	-	-	0	0	0	0
Cooper Rush	DNP	DNP	P	DNP	DNP	DNP	QB	DNP	-	-	-	-	-	-	-	-	-	2	1	6	0
Dalton Schultz	TE	TE	TE	TE	TE	TE	TE	TE	-	-	-	-	-	-	-	-	-	8	8	0	0
Brandon Smith	PS	PS	PS	PS	PS	PS	PS	PS	-	-	-	-	-	-	-	-	-	0	0	0	0
Jaylon Smith	P	MLB	MLB	P	^	^	^	^	-	-	-	-	-	-	-	-	-	4	2	0	0
Tyron Smith	LT	LT	LT	LT	LT	LT	LT	LT	-	-	-	-	-	-	-	-	-	7	7	0	1
Breeland Spears	PS	PS	PS	PS	PS	PS	PS	PS	-	-	-	-	-	-	-	-	-	0	0	0	0
Jeremy Sprinkle	P	P	P	P	P	P	P	P	-	-	-	-	-	-	-	-	-	8	0	0	0
Terence Steele	P	RT	RT	RT	RT	RT	RT	RT	-	-	-	-	-	-	-	-	-	8	7	0	0
Darian Thompson	P	PSI	PSI	PSI	PSI	PSI	PSI	PSI	-	-	-	-	-	-	-	-	-	1	0	0	0
Malik Turner	IR	IR	IR	P	P	P	P	P	-	-	-	-	-	-	-	-	-	5	0	0	0
Brent Urban	P	P	RDT	RDT	RDT	RDE	IR	IR	-	-	-	-	-	-	-	-	-	6	4	0	0
Leighton Vander Esch	P	OLB	OLB	MLB	MLB	MLB	MLB	MLB	-	-	-	-	-	-	-	-	-	8	7	0	0
T.J. Vasher	R/NFI	R/NFI	R/NFI	R/NFI	R/NFI	R/NFI	R/NFI	R/NFI	-	-	-	-	-	-	-	-	-	0	0	0	0
Carlos Watkins	RDT	RDT	I	I	P	RDT	RDT	RDT	-	-	-	-	-	-	-	-	-	6	5	0	2
Connor Williams	LG	LG	LG	LG	LG	LG	LG	LG	-	-	-	-	-	-	-	-	-	8	8	0	0
Cedrick Wilson	P	P	P	P	WR	WR	P	WR	-	-	-	-	-	-	-	-	-	8	3	0	0
Donovan Wilson	SS	I	I	I	I	P	P	P	-	-	-	-	-	-	-	-	-	4	1	0	4
Nahshon Wright	P	P	P	P	P	P	P	P	-	-	-	-	-	-	-	-	-	8	0	0	0
Greg Zuerlein	P	P	P	P	P	P	P	P	-	-	-	-	-	-	-	-	-	8	0	0	0

LEGEND:
 Position abbreviation indicated start, P=Played, DNP=Did Not Play, D=Inactive, I=Inactive/Injured, PS=Practice Squad, PSI=Practice Squad Injured, R/NFI=Reserve/Non-Football Injury, IR=Reserve/Injured, R/C19=Reserve/COVID-19, IRR=Reserve/Injured - Returnable, R/SUS=Reserve/Suspended, R/PUP=Reserve/Physically Unable to Perform, A=Not on Roster, ^=With Other Team

GAME-BY-GAME STARTERS AND INACTIVES

2021 REGULAR SEASON

OFFENSE

DATE	OPPONENT	WR	LT	LG	C	RG	RT	TE	WR	WR	QB	RB
9/9	at Tampa Bay	C. Lamb	T. Smith	C. Williams	T. Biadasz	C. McGovern	L. Collins	D. Schultz/ B. Jarwin		A. Cooper	D. Prescott	E. Elliott
9/19	at L.A. Chargers	C. Lamb	T. Smith	C. Williams	T. Biadasz	Z. Martin	T. Steele	D. Schultz/ B. Jarwin		A. Cooper	D. Prescott	E. Elliott
9/27	Philadelphia	C. Lamb	T. Smith	C. Williams	T. Biadasz	Z. Martin	T. Steele	D. Schultz/ B. Jarwin		A. Cooper	D. Prescott	E. Elliott
10/3	Carolina	C. Lamb	T. Smith	C. Williams	T. Biadasz	Z. Martin	T. Steele	D. Schultz/ B. Jarwin		A. Cooper	D. Prescott	E. Elliott
10/10	N.Y. Giants	C. Lamb	T. Smith	C. Williams	T. Biadasz	Z. Martin	T. Steele	D. Schultz	C. Wilson	A. Cooper	D. Prescott	E. Elliott
10/17	at New England	C. Lamb	T. Smith	C. Williams	T. Biadasz	Z. Martin	T. Steele	D. Schultz	A. Cooper	C. Wilson	D. Prescott	E. Elliott
10/31	at Minnesota	C. Lamb	T. Smith	C. Williams	T. Biadasz	Z. Martin	T. Steele	D. Schultz/ B. Jarwin		A. Cooper	C. Rush	E. Elliott
11/7	Denver	C. Lamb	T. Steele	C. Williams	T. Biadasz	Z. Martin	L. Collins	D. Schultz	C. Wilson	A. Cooper	D. Prescott	E. Elliott
11/14	Atlanta											
11/21	at Kansas City											
11/25	Las Vegas											
12/2	at New Orleans											
12/12	at Washington											
12/19	at N.Y. Giants											
12/26	Washington											
1/2	Arizona											
1/9	at Philadelphia											

2021 REGULAR SEASON

DEFENSE

DATE	OPPONENT	LDE	LDT	RDT	RDE	OLB	MLB	OLB	LCB	NICKEL	RCB	SS	FS
9/9	at Tampa Bay	D. Lawrence	<u>O. Odighizuwa</u>	C. Watkins	R. Gregory	<u>M. Parsons</u>	K. Neal		T. Diggs	J. Lewis	A. Brown	D. Wilson	D. Kazee
9/19	at L.A. Chargers	<u>M. Parsons</u>	<u>O. Odighizuwa</u>	C. Watkins	D. Armstrong	L. Vander Esch	J. Smith		T. Diggs	J. Kearsse	A. Brown	M. Hooker	D. Kazee
9/27	Philadelphia	<u>M. Parsons</u>	<u>O. Odighizuwa</u>	B. Urban	R. Gregory	L. Vander Esch	J. Smith		T. Diggs	J. Lewis	A. Brown	J. Kearsse	D. Kazee
10/3	Carolina	T. Basham	<u>O. Odighizuwa</u>	B. Urban	R. Gregory	<u>M. Parsons</u>	L. Vander Esch		T. Diggs	J. Lewis	A. Brown	J. Kearsse	D. Kazee
10/10	N.Y. Giants	T. Basham	<u>O. Odighizuwa</u>	B. Urban	R. Gregory	<u>M. Parsons</u>	L. Vander Esch		T. Diggs	M. Hooker	A. Brown	J. Kearsse	D. Kazee
10/17	at New England	T. Basham	<u>Q. Bohanna</u>	C. Watkins	B. Urban	<u>M. Parsons</u>	L. Vander Esch	K. Neal	T. Diggs	A. Brown	A. Brown	J. Kearsse	D. Kazee
10/31	at Minnesota	T. Basham	<u>O. Odighizuwa</u>	C. Watkins	R. Gregory	<u>M. Parsons</u>	L. Vander Esch		T. Diggs	J. Lewis	A. Brown	J. Kearsse	D. Kazee
11/7	Denver	T. Basham	<u>O. Odighizuwa</u>	C. Watkins	R. Gregory	<u>M. Parsons</u>	L. Vander Esch		T. Diggs	J. Lewis	A. Brown	J. Kearsse	D. Kazee
11/14	Atlanta												
11/21	at Kansas City												
11/25	Las Vegas												
12/2	at New Orleans												
12/12	at Washington												
12/19	at N.Y. Giants												
12/26	Washington												
1/2	Arizona												
1/9	at Philadelphia												

Rookies underlined.

2021 REGULAR SEASON INACTIVES

DATE	OPPONENT	1	2	3	4	5	6	7
9/9	at Tampa Bay	N. Brown	L. Gifford	<u>C. Golston</u>	W. Grier	M. Hooker	A. Kamara	<u>I. Mukuamu</u>
9/19	at L.A. Chargers	<u>C. Golston</u>	W. Grier	T. Nsekhe-I	D. Wilson-I			
9/27	Philadelphia	D. Armstrong-I	W. Grier	T. Nsekhe-I	C. Watkins-I	D. Wilson-I		
10/3	Carolina	D. Armstrong-I	<u>S. Fehoko</u>	W. Grier	<u>I. Mukuamu</u>	T. Nsekhe-I	C. Watkins-I	D. Wilson-I
10/10	N.Y. Giants	D. Armstrong-I	<u>S. Fehoko</u>	W. Grier	B. Knight	<u>I. Mukuamu</u>	D. Wilson-I	
10/17	at New England	B. Anae	D. Armstrong-I	<u>S. Fehoko</u>	W. Grier	<u>I. Mukuamu</u>		
10/31	at Minnesota	<u>M. Farniok</u>	<u>S. Fehoko</u>	A. Kamara	<u>I. Mukuamu</u>	D. Prescott-I		
11/7	Denver	<u>S. Fehoko</u>	W. Grier	<u>I. Mukuamu</u>	T. Smith-I			
11/14	Atlanta							
11/21	at Kansas City							
11/25	Las Vegas							
12/2	at New Orleans							
12/12	at Washington							
12/19	at N.Y. Giants							
12/26	Washington							
1/2	Arizona							
1/9	at Philadelphia							

"I" denotes injury

GAME-BY-GAME CAPTAINS AND ELEVATIONS

2021 REGULAR SEASON - CAPTAINS

DATE	OPPONENT	OFFENSE	DEFENSE	SPECIAL TEAMS
9/9	at Tampa Bay	Dak Prescott	Randy Gregory	Darian Thompson
9/19	at L.A. Chargers	Tyron Smith	Dorance Armstrong	Cedrick Wilson
9/27	Philadelphia	Ezekiel Elliott	Damontae Kazee	Corey Clement
10/3	Carolina	Zack Martin	Jaylon Smith	Luke Gifford
10/10	N.Y. Giants	CeeDee Lamb	Jourdan Lewis	Noah Brown
10/17	at New England	Dak Prescott	Leighton Vander Esch	C.J. Goodwin
10/31	at Minnesota	Dalton Schultz	Jayron Kearsae	Tony Pollard
11/7	Denver	Amari Cooper	Randy Gregory	Jeremy Sprinkle
11/14	Atlanta			
11/21	at Kansas City			
11/25	Las Vegas			
12/2	at New Orleans			
12/12	at Washington			
12/19	at N.Y. Giants			
12/26	Washington			
1/2	Arizona			
1/9	at Philadelphia			

GAME-BY-GAME ELEVATIONS

Date	Opponent	STANDARD ELEVATION	COVID-19 REPLACEMENT	Reserve/COVID-19
9/9	@ Tampa Bay	J. Sprinkle D. Thompson	Not Eligible	B. Knight/Z. Martin
9/19	@ LA Chargers	----	J. Sprinkle	R. Gregory
9/27	PHILADELPHIA	N. Ralston	J. Hamilton J. Sprinkle	B. Anae/K. Neal
10/3	CAROLINA	A. Faolui J. Hamilton	N. Ralston J. Sprinkle	B. Anae/K. Neal
10/10	N.Y. GIANTS	N. Ralston J. Sprinkle	----	----
10/17	@ New England	----	----	----
10/31	@ Minnesota	J. Hamilton	----	----
11/7	DENVER	----	----	----
11/14	ATLANTA			
11/21	@ Kansas City			
11/25	LAS VEGAS			
12/2	@ New Orleans			
12/12	@ Washington			
12/19	@ N.Y. Giants			
12/26	WASHINGTON			
1/2	ARIZONA			
1/9	@ Philadelphia			

2021 DALLAS COWBOYS UNOFFICIAL DEPTH CHART

(As of November 9, 2021)

OFFENSE

WR	19 Amari Cooper	85 Noah Brown	
LT	77 Tyron Smith	79 Ty Nsekhe	
LG	52 Connor Williams	71 La'el Collins	
C	63 Tyler Biadasz	66 Connor McGovern	68 <u>Matt Farniok</u>
RG	70 Zack Martin	66 Connor McGovern	
RT	78 Terence Steele	71 La'el Collins	79 Ty Nsekhe
TE	86 Dalton Schultz	89 Blake Jarwin	87 Jeremy Sprinkle
WR	88 CeeDee Lamb	81 <u>Simi Fehoko</u>	
WR	1 Cedrick Wilson	17 Malik Turner	
QB	4 Dak Prescott	10 Cooper Rush	15 Will Grier
RB	21 Ezekiel Elliott	20 Tony Pollard	32 Corey Clement

DEFENSE

LDE	93 Tarell Basham	54 Azur Kamara	
LDT	97 <u>Osa Odighizuwa</u>	98 <u>Quinton Bohanna</u>	
RDT	91 Carlos Watkins	99 Justin Hamilton	
RDE	94 Randy Gregory	92 Dorance Armstrong	59 <u>Chauncey Golston</u>
OLB	11 <u>Micah Parsons</u>		
MLB	42 Keanu Neal	57 Luke Gifford	
OLB	55 Leighton Vander Esch	53 Francis Bernard	
LCB	30 Anthony Brown	29 C.J. Goodwin	
NCB	26 Jourdan Lewis		
RCB	7 Trevon Diggs	25 <u>Nahshon Wright</u>	
SS	6 Donovan Wilson	27 Jayron Kears	38 <u>Israel Mukuamu</u>
FS	18 Damontae Kazee	28 Malik Hooker	

SPECIALISTS

K	2 [Greg Zuerlein]	
P	5 Bryan Anger	
LS	44 Jake McQuaide	
H	5 Bryan Anger	
KR	20 Tony Pollard	32 Corey Clement
PR	88 CeeDee Lamb	1 Cedrick Wilson

[Injured Players]

PRONUNCIATION GUIDE

Dorance Armstrong	DOOR-intz	Jayron Kears	JAY-RON
Tyler Biadasz	be-AH-dish	Jake McQuaide	Mc-KWAYD
Quinton Bohanna	boe-HAN-ah	Israel Mukuamu	moo-KWAH-moo
Corey Clement	CLEM-ent	Ty Nsekhe	en-SECK-he
La'el Collins	luhEL	Osa Odighizuwa	oh-DIGGY-zoowa
Matt Farniok	FAR-nee-ack	Malik Turner	muh-LEEK
Simi Fehoko	SIM-ee FAY-hoko	Nahshon Wright	nuh-SHAWN
Azur Kamara	ah-ZORE kah-MAR-ah	Greg Zuerlein	ZURR-line
Damontae Kazee	Kay-zee		

COACHING STAFF

HEAD COACH: Mike McCarthy

ASSISTANTS: Jeff Blasko (Assistant Offensive Line), Matt Daniels (Assistant Special Teams), Rob Davis (Assistant Head Coach), Aden Durde (Defensive Line), George Edwards (Senior Defensive Assistant), John Fassel (Special Teams Coordinator), Ryan Feder (Quality Control Analytics), Al Harris (Defensive Backs), Chase Haslett (Quality Control/Offense), Adam Henry (Wide Receivers), Leon Lett (Assistant Defensive Line), Cannon Matthews (Quality Control/Defense), Scott McCurley (Linebackers), Kellen Moore (Offensive Coordinator), Harold Nash (Strength & Conditioning Coordinator), Doug Nussmeier (Quarterbacks), Skip Peete (Running Backs), Joe Philbin (Offensive Line), Dan Quinn (Defensive Coordinator), Justin Rudd (Video/Analytics), Eric Simonelli (Quality Control Analytics), Cedric Smith (Assistant Strength & Conditioning), Kendall Smith (Assistant Strength & Conditioning), Scott Tolzien (Offensive Assistant), Kyle Valero (Quality Control Analytics), Lunda Wells (Tight Ends), Joe Whitt (Secondary/Defensive Pass Game Coordinator).

2021 DALLAS COWBOYS ALPHABETICAL ROSTER

NO.	NAME	POS	HT	WT	DOB	EXP	COLLEGE	HOMETOWN	GP	GS	DNP	IA
5	Anger, Bryan	P	6-3	205	10/6/1988	10	California	Camarillo, Calif.	8	0	0	0
92	Armstrong, Dorance	DE	6-4	260	6/10/1997	4	Kansas	Houston, Texas	4	1	0	4
93	Basham, Tarell	DE	6-4	266	3/18/1994	5	Ohio	Rocky Mount, Va.	8	5	0	0
53	Bernard, Francis	LB	6-0	242	4/8/1995	2	Utah	Herriman, Utah	1	0	0	0
63	Biadasz, Tyler	C	6-4	317	11/20/1997	2	Wisconsin	Amherst, Wisc.	8	8	0	0
98	Bohanna, Quinton	DT	6-4	327	3/16/1999	R	Kentucky	Memphis, Tenn.	8	1	0	0
30	Brown, Anthony	CB	5-11	188	12/16/1993	6	Purdue	Tampa, Fla.	8	8	0	0
85	Brown, Noah	WR	6-2	215	1/6/1996	5	Ohio State	Flanders, N.J.	7	0	0	1
32	Clement, Corey	RB	5-10	220	11/2/1994	5	Wisconsin	Glassboro, N.J.	8	0	0	0
71	Collins, La'el	T	6-4	323	7/26/1993	7	Louisiana State	Baton Rouge, La.	3	2	0	0
19	Cooper, Amari	WR	6-1	225	6/17/1994	7	Alabama	Miami, Fla.	8	8	0	0
7	Diggs, Trevon	CB	6-1	203	9/20/1998	2	Alabama	Gaithersburg, Md.	8	8	0	0
21	Elliott, Ezekiel	RB	6-0	228	7/22/1995	6	Ohio State	St. Louis, Mo.	8	8	0	0
68	Farniok, Matt	G	6-5	311	9/26/1997	R	Nebraska	Sioux Falls, S.D.	6	0	1	1
81	Fehoko, Simi	WR	6-4	222	11/5/1997	R	Stanford	Sandy, Utah	3	0	0	5
57	Gifford, Luke	LB	6-3	245	8/28/1995	3	Nebraska	Lincoln, Neb.	7	0	0	1
59	Golston, Chauncey	DE	6-5	268	2/10/1998	R	Iowa	Detroit, Mich.	6	0	0	2
29	Goodwin, C.J.	CB	6-3	187	2/4/1990	6	California (PA)	Wheeling, W.V.	8	0	0	0
94	Gregory, Randy	DE	6-5	260	11/23/1992	4	Nebraska	Jacksonville, Fla.	7	6	0	0
15	Grier, Will	QB	6-1	220	4/3/1995	3	West Virginia	Charlotte, N.C.	0	0	1	7
99	Hamilton, Justin	DT	6-2	315	7/27/1993	4	Louisiana-Lafayette	Natchez, Miss.	4	0	0	0
28	Hooker, Malik	FS	6-1	212	4/2/1996	5	Ohio State	New Castle, Pa.	7	2	0	1
24	Joseph, Kelvin	CB	5-11	197	11/11/1999	R	Kentucky	Baton Rouge, La.	2	0	0	0
54	Kamara, Azur	DE	6-3	245	9/26/1998	2	Kansas	Glendale, Ariz.	6	0	0	2
18	Kazee, Damontae	S	5-11	174	6/5/1993	5	San Diego State	San Bernardino, Calif.	8	8	0	0
27	Kearse, Jayron	S	6-4	220	2/11/1994	5	Clemson	Fort Myers, Fla.	8	7	0	0
88	Lamb, CeeDee	WR	6-2	200	4/8/1999	2	Oklahoma	Richmond, Texas	8	8	0	0
26	Lewis, Jourdan	CB	5-10	186	8/31/1995	5	Michigan	Detroit Mich.	8	5	0	0
70	Martin, Zack	G	6-4	315	11/20/1990	8	Notre Dame	Indianapolis, Ind.	7	7	0	0
66	McGovern, Connor	G	6-5	315	11/3/1997	3	Penn State	Larksville, Pa.	7	1	1	0
84	McKeon, Sean	TE	6-3	255	12/28/1997	2	Michigan	Dudley, Mass.	1	0	0	0
44	McQuaide, Jake	LS	6-2	235	12/7/1987	11	Ohio State	Cincinnati, Ohio	8	0	0	0
38	Mukuamu, Israel	S	6-4	212	11/28/1999	R	South Carolina	Charlotte, N.C.	1	0	1	6
42	Neal, Keanu	LB	6-0	211	7/26/1995	5	Florida	Bushnell, Fla.	6	2	0	0
79	Nsekhe, Ty	T	6-8	330	10/27/1985	8	Texas State	Austin, TX	3	0	2	3
97	Odighizuwa, Osa	DT	6-2	282	8/13/1998	R	UCLA	Dayton, Ohio	8	7	0	0
11	Parsons, Micah	LB	6-3	246	5/26/1999	R	Penn State	Harrisburg, Pa.	8	8	0	0
20	Pollard, Tony	RB	6-0	210	4/30/1997	3	Memphis	Memphis, Tenn.	8	0	0	0
4	Prescott, Dak	QB	6-2	235	7/29/1993	6	Mississippi State	Haughton, La.	7	7	0	1
10	Rush, Cooper	QB	6-3	225	11/21/1993	4	Central Michigan	Charlotte, Mich.	2	1	6	0
86	Schultz, Dalton	TE	6-5	255	7/11/1996	4	Stanford	South Jordan, Utah	8	8	0	0
77	Smith, Tyrone	T	6-5	305	12/12/1990	11	Southern California	Moreno Valley, Calif.	7	7	0	1
87	Sprinkle, Jeremy	TE	6-5	255	8/10/1994	5	Arkansas	White Hall, Ark.	8	0	0	0
78	Steele, Terence	T	6-6	320	6/4/1997	2	Texas Tech	Cibola, Texas	8	7	0	0
17	Turner, Malik	WR	6-2	202	1/30/1996	4	Illinois	Springfield, Ill.	5	0	0	0
55	Vander Esch, Leighton	LB	6-4	255	2/8/1996	4	Boise State	Riggins, Idaho	8	7	0	0
91	Watkins, Carlos	DE	6-3	297	12/5/1993	5	Clemson	Mooreboro, N.C.	6	5	0	2
52	Williams, Connor	G	6-5	320	5/12/1997	4	Texas	Coppell, Texas	8	8	0	0
1	Wilson, Cedrick	WR	6-2	195	11/20/1995	4	Boise State	Memphis, Tenn.	8	3	0	0
6	Wilson, Donovan	S	6-0	200	2/21/1995	3	Texas A&M	Shreveport, La.	4	1	0	4
25	Wright, Nahshon	CB	6-4	183	9/23/1998	R	Oregon State	East Palo Alto, Calif.	8	0	0	0
PRACTICE SQUAD												
60	Alarcon, Isaac	T	6-6	325	7/27/1998	1	Monterrey Tech	Monterrey, Mexico	0	0	0	0
56	Anae, Bradlee	DE	6-3	260	1/17/1998	2	Utah	Laie, Hawaii	4	0	0	1
36	Brown, Kyron	CB	6-1	195	5/26/1996	2	Akron	Boynton Beach, FL	0	0	0	0
49	Bunting, Ian	TE	6-7	255	2/10/1996	2	California	Hinsdale, Ill.	0	0	0	0
33	Burton, Deante	CB	6-2	210	7/12/1994	4	Kansas State	Manhattan, KS	0	0	0	0
76	Collins, Aviante	T	6-4	292	4/21/1993	3	Texas Christian		0	0	0	0
39	Coyle, Tyler	S	6-0	209	12/31/1969	R	Purdue	Windsor, Conn.	0	0	0	0
3	DiNucci, Ben	QB	6-2	215	11/24/1996	2	James Madison	Wexford, PA	0	0	0	0
58	Faoliu, Austin	DE	6-3	287	1/9/1999	R	Oregon	Santa Ana, Calif.	1	0	0	0
83	Foster, Robert	WR	6-2	194	5/7/1994	4	Alabama	Monaca, Pa.	0	0	0	0
37	Hardy, JaQuan	RB	5-8	211	12/31/1997	R	Tiffin	Westlake, Ohio	0	0	0	0
62	Jones, Braylon	C	6-3	301	2/10/1998	R	Houston	Tyler, Texas	0	0	0	0
46	Ralston, Nick	FB	6-0	237	11/10/1996	R	Louisiana	Argyle, Texas	4	0	0	0
6	Ratley, Damion	WR	6-2	200	4/16/1995	4	Texas A&M	Yoakum, Texas	0	0	0	0
80	Smith, Brandon	WR	6-1	218	12/10/1998	R	Iowa	Lake Cormorant, Miss.	0	0	0	0
51	Speaks, BreeLand	DE	6-3	285	12/18/1995	3	Mississippi	Jackson, Miss.	0	0	0	0
RESERVE/INJURED - RETURNABLE												
13	Gallup, Michael	WR	6-1	205	3/4/1996	4	Colorado State	Monroe, Ga.	1	0	0	0
RESERVE/COVID-19												
2	Zuerlein, Greg	K	6-0	195	12/27/1987	10	Missouri Western	Lincoln, Neb.	8	0	0	0
RESERVE/PHYSICALLY UNABLE TO PERFORM												
72	Hill, Trysten	DT	6-3	305	3/25/1998	3	Central Florida	Lee, Fla.	0	0	0	0
RESERVE/NON-FOOTBALL INJURY												
15	Vasher, T.J.	WR	6-6	215	8/29/1998	R	Texas Tech	Wichita Falls, Texas	0	0	0	0
RESERVE/INJURED												
75	Ball, Josh	T	6-8	308	5/15/1998	R	Marshall	Fredericksburg, Va.	0	0	0	0
31	Canady, Maurice	CB	6-1	193	5/26/1994	5	Virginia	Richmond, Va.	6	0	0	0
14	Cox, Jabril	LB	6-3	233	4/16/1998	R	Louisiana State	Kansas City, Mo.	7	0	0	0
34	Dowdle, Rico	RB	5-11	215	6/14/1998	2	South Carolina	Asheville, N.C.	0	0	0	0
96	Gallimore, Neville	DT	6-2	307	1/17/1997	2	Oklahoma	Ottawa, Ontario	0	0	0	0
65	Hytt, Mitch	T	6-5	315	2/6/1997	2	Clemson	Suwanee, Ga.	0	0	0	0
89	Jarwin, Blake	TE	6-5	250	7/16/1994	5	Oklahoma State	Tuttle, Okla.	7	5	0	0
90	Lawrence, DeMarcus	DE	6-3	250	4/28/1992	8	Boise State	Aiken, S.C.	1	1	0	0
7	Niswander, Hunter	P	6-4	243	11/26/1994	2	Northwestern	Peninsula, Ohio	0	0	0	0
45	Olonilu, Sewo	FB	6-3	235	11/27/1997	2	Texas Christian	Kingwood, Texas	0	0	0	0
41	Robinson, Reggie	CB	6-1	200	4/14/1997	2	Tulsa	Cleburne, Texas	0	0	0	0
95	Urban, Brent	DE	6-7	305	5/5/1991	8	Virginia	Mississauga, Ont.	6	4	0	0
PRACTICE SQUAD INJURED												
16	Mitchell, Osirus	WR	6-5	206	9/15/1997	R	Mississippi State	Sarasota, Fla.	0	0	0	0
23	Thompson, Darian	S	6-2	212	9/22/1993	6	Boise State	Lancaster, Calif.	1	0	0	0

2021 DALLAS COWBOYS NUMERICAL ROSTER

NO.	NAME	POS	HT	WT	AGE	EXP	COLLEGE	HOW ACQ	GP	GS	DNP	IA
1	Cedrick Wilson	WR	6-2	195	25	4	Boise State	D6b-'18	8	3	0	0
4	Dak Prescott	QB	6-2	235	28	6	Mississippi State	D4b-'16	7	7	0	1
5	Bryan Anger	P	6-3	205	33	10	California	FA-'21	8	0	0	0
6	Donovan Wilson	S	6-0	200	26	3	Texas A&M	D6-'19	4	1	0	4
7	Trevon Diggs	CB	6-1	203	23	2	Alabama	D2-'20	8	8	0	0
10	Cooper Rush	QB	6-3	225	27	4	Central Michigan	FA-'20	2	1	6	0
11	Micah Parsons	LB	6-3	246	22	R	Penn State	D1-'21	8	8	0	0
15	Will Grier	QB	6-1	220	26	3	West Virginia	W(Car)-'21	0	0	1	7
17	Malik Turner	WR	6-2	202	25	4	Illinois	W(GB)-'20	5	0	0	0
18	Damontae Kazee	S	5-11	174	28	5	San Diego State	UFA(Atl) '21	8	8	0	0
19	Amari Cooper	WR	6-1	225	27	7	Alabama	T(Oak)-'18	8	8	0	0
20	Tony Pollard	RB	6-0	210	24	3	Memphis	D4a-'19	8	0	0	0
21	Ezekiel Elliott	RB	6-0	228	26	6	Ohio State	D1-'16	8	8	0	0
24	Kelvin Joseph	CB	5-11	197	21	R	Kentucky	D2-'21	2	0	0	0
25	Nahshon Wright	CB	6-4	183	23	R	Oregon State	D3c-'21	8	0	0	0
26	Jourdan Lewis	CB	5-10	186	26	5	Michigan	D3-'17	8	5	0	0
27	Jayron Kearse	S	6-4	220	27	5	Clemson	FA-'21	8	7	0	0
28	Malik Hooker	FS	6-1	212	25	5	Ohio State	FA-'21	7	2	0	1
29	C.J. Goodwin	CB	6-3	187	31	6	California (PA)	PS(Cin)-'18	8	0	0	0
30	Anthony Brown	CB	5-11	188	27	6	Purdue	D6a-'16	8	8	0	0
32	Corey Clement	RB	5-10	220	27	5	Wisconsin	FA-'21	8	0	0	0
38	Israel Mukuamu	S	6-4	212	21	R	South Carolina	D6b-'21	1	0	1	6
42	Keanu Neal	LB	6-0	211	26	5	Florida	D1-'16	6	2	0	0
44	Jake McQuaide	LS	6-2	235	33	11	Ohio State	UFA(LAR)-'21	8	0	0	0
52	Connor Williams	G	6-5	320	24	4	Texas	D2-'18	8	8	0	0
53	Francis Bernard	LB	6-0	242	26	2	Utah	UDFA-'20	1	0	0	0
54	Azur Kamara	DE	6-3	245	23	2	Kansas	UDFA-'20	6	0	0	2
55	Leighton Vander Esch	LB	6-4	255	25	4	Boise State	D1-'18	8	7	0	0
57	Luke Gifford	LB	6-3	245	26	3	Nebraska	UDFA-'19	7	0	0	1
59	Chauncey Golston	DE	6-5	268	23	R	Iowa	D3b-'21	6	0	0	2
63	Tyler Biadasz	C	6-4	317	23	2	Wisconsin	D4b-'20	8	8	0	0
66	Connor McGovern	G	6-5	315	24	3	Penn State	D3-'19	7	1	1	0
68	Matt Farniok	G	6-5	311	24	R	Nebraska	D7-'21	6	0	1	1
70	Zack Martin	G	6-4	315	30	8	Notre Dame	D1-'14	7	7	0	0
71	La'el Collins	T	6-4	323	28	7	Louisiana State	UDFA-'15	3	2	0	0
77	Tyron Smith	T	6-5	305	30	11	Southern California	D1-'11	7	7	0	1
78	Terence Steele	T	6-6	320	24	2	Texas Tech	UDFA-'20	8	7	0	0
79	Ty Nsekhe	T	6-8	330	36	8	Texas State	UFA(Buf)-'21	3	0	2	3
81	Simi Fehoko	WR	6-4	222	24	R	Stanford	D5-'21	3	0	0	5
84	Sean McKeon	TE	6-3	255	23	2	Michigan	UDFA-'20	1	0	0	0
85	Noah Brown	WR	6-2	215	25	5	Ohio State	D7b-'17	7	0	0	1
86	Dalton Schultz	TE	6-5	255	25	4	Stanford	D4b-'18	8	8	0	0
87	Jeremy Sprinkle	TE	6-5	255	27	5	Arkansas	UFA(Was)-'21	8	0	0	0
88	CeeDee Lamb	WR	6-2	200	22	2	Oklahoma	D1-'20	8	8	0	0
91	Carlos Watkins	DE	6-3	297	27	5	Clemson	UFA(Hou)-'21	6	5	0	2
92	Dorance Armstrong	DE	6-4	260	24	4	Kansas	D4a-'18	4	1	0	4
93	Tarell Basham	DE	6-4	266	27	5	Ohio	UFA(NYJ)-'21	8	5	0	0
94	Randy Gregory	DE	6-5	260	28	4	Nebraska	D2-'15	7	6	0	0
97	Osa Odighizuwa	DT	6-2	282	23	R	UCLA	D3a-'21	8	7	0	0
98	Quinton Bohanna	DT	6-4	327	22	R	Kentucky	D6a-'21	8	1	0	0
99	Justin Hamilton	DT	6-2	315	28	4	Louisiana-Lafayette	FA-'19	4	0	0	0
PRACTICE SQUAD												
3	Ben DiNucci	QB	6-2	215	24	2	James Madison	D7-'20	0	0	0	0
6	Damion Ratley	WR	6-2	200	26	4	Texas A&M	FA-'21	0	0	0	0
33	Deante Burton	CB	6-2	210	27	4	Kansas State	PS(Ind)-'19	0	0	0	0
36	Kyron Brown	CB	6-1	195	25	2	Akron	FA-'21	0	0	0	0
37	JaQuan Hardy	RB	5-8	211	23	R	Tiffin	UDFA-'21	0	0	0	0
39	Tyler Coyle	S	6-0	209	51	R	Purdue	UDFA-'21	0	0	0	0
46	Nick Ralston	FB	6-0	237	24	R	Louisiana	UDFA-'21	4	0	0	0
49	Ian Bunting	TE	6-7	255	25	2	California	FA-'21	0	0	0	0
51	Breeland Speaks	DE	6-3	285	25	3	Mississippi	FA-'21	0	0	0	0
56	Bradlee Anae	DE	6-3	260	23	2	Utah	D5-'20	4	0	0	1
58	Austin Faoliu	DE	6-3	287	22	R	Oregon	UDFA-'21	1	0	0	0
60	Isaac Alarcon	T	6-6	325	23	1	Monterrey Tech	IPP-'20	0	0	0	0
62	Braylon Jones	C	6-3	301	23	R	Houston	UDFA-'21	0	0	0	0
76	Aviante Collins	T	6-4	292	28	3	Texas Christian	FA-'21	0	0	0	0
80	Brandon Smith	WR	6-1	218	22	R	Iowa	UDFA-'21	0	0	0	0
83	Robert Foster	WR	6-2	194	27	4	Alabama	FA-'21	0	0	0	0
RESERVE/INJURED - RETURNABLE												
13	Michael Gallup	WR	6-1	205	25	4	Colorado State	D3-'18	1	0	0	0
RESERVE/COVID-19												
2	Greg Zuerlein	K	6-0	195	33	10	Missouri Western	UFA(LAR)-'20	8	0	0	0
RESERVE/PHYSICALLY UNABLE TO PERFORM												
72	Trysten Hill	DT	6-3	305	23	3	Central Florida	D2-'19	0	0	0	0
RESERVE/NON-FOOTBALL INJURY												
15	T.J. Vasher	WR	6-6	215	23	R	Texas Tech	UDFA-'21	0	0	0	0
RESERVE/INJURED												
7	Hunter Niswander	P	6-4	243	26	2	Northwestern	FA-'20	0	0	0	0
14	Jabril Cox	LB	6-3	233	23	R	Louisiana State	D4a-'21	7	0	0	0
31	Maurice Canady	CB	6-1	193	27	5	Virginia	UFA(Hou)-'20	6	0	0	0
34	Rico Dowdle	RB	5-11	215	23	2	South Carolina	UDFA-'20	0	0	0	0
41	Reggie Robinson	CB	6-1	200	24	2	Tulsa	D4a-'20	0	0	0	0
45	Sewo Oloniluwa	FB	6-3	235	23	2	Texas Christian	UDFA-'20	0	0	0	0
65	Mitch Hyatt	T	6-5	315	24	2	Clemson	UDFA-'19	0	0	0	0
75	Josh Ball	T	6-8	308	23	R	Marshall	D4b-'21	0	0	0	0
89	Blake Jarwin	TE	6-5	250	27	5	Oklahoma State	UDFA-'17	7	5	0	0
90	DeMarcus Lawrence	DE	6-3	250	29	8	Boise State	D2-'14	1	1	0	0
95	Brent Urban	DE	6-7	305	30	8	Virginia	UFA(Chi)-'21	6	4	0	0
96	Neville Gallimore	DT	6-2	307	24	2	Oklahoma	D3-'20	0	0	0	0
PRACTICE SQUAD INJURED												
16	Osirus Mitchell	WR	6-5	206	24	R	Mississippi State	UDFA-'21	0	0	0	0
23	Darian Thompson	S	6-2	212	28	6	Boise State	FA-'18	1	0	0	0

2021 DALLAS COWBOYS POSITIONAL ROSTER

QUARTERBACKS (3)

NO.	NAME	POS.	HT.	WT.	AGE	EXP.	COLLEGE	HOW ACQ.
4	Dak Prescott	QB	6-2	235	28	6	Mississippi State	D4b-'16
10	Cooper Rush	QB	6-3	225	27	4	Central Michigan	FA-'20
15	Will Grier	QB	6-1	220	26	3	West Virginia	W(Car)-'21

RUNNING BACKS (3)

NO.	NAME	POS.	HT.	WT.	AGE	EXP.	COLLEGE	HOW ACQ.
20	Tony Pollard	RB	6-0	210	24	3	Memphis	D4a-'19
21	Ezekiel Elliott	RB	6-0	228	26	6	Ohio State	D1-'16
32	Corey Clement	RB	5-10	220	27	5	Wisconsin	FA-'21

WIDE RECEIVERS (6)

NO.	NAME	POS.	HT.	WT.	AGE	EXP.	COLLEGE	HOW ACQ.
1	Cedrick Wilson	WR	6-2	195	25	4	Boise State	D6b-'18
17	Malik Turner	WR	6-2	202	25	4	Illinois	W(GB)-'20
19	Amarl Cooper	WR	6-1	225	27	7	Alabama	T(Oak)-'18
81	Simi Fehoko	WR	6-4	222	24	R	Stanford	D5-'21
85	Noah Brown	WR	6-2	215	25	5	Ohio State	D7b-'17
88	CeeDee Lamb	WR	6-2	200	22	2	Oklahoma	D1-'20

TIGHT ENDS (3)

NO.	NAME	POS.	HT.	WT.	AGE	EXP.	COLLEGE	HOW ACQ.
84	Sean McKeon	TE	6-3	255	23	2	Michigan	UDFA-'20
86	Dalton Schultz	TE	6-5	255	25	4	Stanford	D4b-'18
87	Jeremy Sprinkle	TE	6-5	255	27	5	Arkansas	UFA(Was)-'21

OFFENSIVE LINE (9)

NO.	NAME	POS.	HT.	WT.	AGE	EXP.	COLLEGE	HOW ACQ.
52	Connor Williams	G	6-5	320	24	4	Texas	D2-'18
63	Tyler Biadasz	C	6-4	317	23	2	Wisconsin	D4b-'20
66	Connor McGovern	G	6-5	315	24	3	Penn State	D3-'19
68	Matt Farniok	G	6-5	311	24	R	Nebraska	D7-'21
70	Zack Martin	G	6-4	315	30	8	Notre Dame	D1-'14
71	La'el Collins	T	6-4	323	28	7	Louisiana State	UDFA-'15
77	Tyron Smith	T	6-5	305	30	11	Southern California	D1-'11
78	Terence Steele	T	6-6	320	24	2	Texas Tech	UDFA-'20
79	Ty Nsekhe	T	6-8	330	36	8	Texas State	UFA(Buf)-'21

DEFENSIVE LINE (9)

NO.	NAME	POS.	HT.	WT.	AGE	EXP.	COLLEGE	HOW ACQ.
54	Azur Kamara	DE	6-3	245	23	2	Kansas	UDFA-'20
59	Chauncey Golston	DE	6-5	268	23	R	Iowa	D3b-'21
91	Carlos Watkins	DE	6-3	297	27	5	Clemson	UFA(Hou)-'21
92	Dorance Armstrong	DE	6-4	260	24	4	Kansas	D4a-'18
93	Tarell Basham	DE	6-4	266	27	5	Ohio	UFA(NYJ)-'21
94	Randy Gregory	DE	6-5	260	28	4	Nebraska	D2-'15
97	Osa Odighizuwa	DT	6-2	282	23	R	UCLA	D3a-'21
98	Quinton Bohanna	DT	6-4	327	22	R	Kentucky	D6a-'21
99	Justin Hamilton	DT	6-2	315	28	4	Louisiana-Lafayette	FA-'19

LINEBACKERS (5)

NO.	NAME	POS.	HT.	WT.	AGE	EXP.	COLLEGE	HOW ACQ.
11	Micah Parsons	LB	6-3	246	22	R	Penn State	D1-'21
42	Keanu Neal	LB	6-0	211	26	5	Florida	D1-'16
53	Francis Bernard	LB	6-0	242	26	2	Utah	UDFA-'20
55	Leighton Vander Esch	LB	6-4	255	25	4	Boise State	D1-'18
57	Luke Gifford	LB	6-3	245	26	3	Nebraska	UDFA-'19

DEFENSIVE BACKS (11)

NO.	NAME	POS.	HT.	WT.	AGE	EXP.	COLLEGE	HOW ACQ.
6	Donovan Wilson	S	6-0	200	26	3	Texas A&M	D6-'19
7	Trevon Diggs	CB	6-1	203	23	2	Alabama	D2-'20
18	Damontae Kazee	S	5-11	174	28	5	San Diego State	UFA(Atl) '21
24	Kelvin Joseph	CB	5-11	197	21	R	Kentucky	D2-'21
25	Nahshon Wright	CB	6-4	183	23	R	Oregon State	D3c-'21
26	Jourdan Lewis	CB	5-10	186	26	5	Michigan	D3-'17
27	Jayron Kearse	S	6-4	220	27	5	Clemson	FA-'21
28	Malik Hooker	FS	6-1	212	25	5	Ohio State	FA-'21
29	C.J. Goodwin	CB	6-3	187	31	6	California (PA)	PS(Cin)-'18
30	Anthony Brown	CB	5-11	188	27	6	Purdue	D6a-'16
38	Israel Mukuamu	S	6-4	212	21	R	South Carolina	D6b-'21

SPECIALISTS (2)

NO.	NAME	POS.	HT.	WT.	AGE	EXP.	COLLEGE	HOW ACQ.
5	Bryan Anger	P	6-3	205	33	10	California	FA-'21
44	Jake McQuaide	LS	6-2	235	33	11	Ohio State	UFA(LAR)-'21

HOW THE COWBOYS WERE BUILT/CONTRACT STATUS

YEAR	DRAFT PICKS (36)	FREE AGENTS (18)	COLLEGE FREE AGENTS (9)	TRADES/WAIVERS (3)	PRACTICE SQUAD (1)
2011	T. Smith (1st)				
2014	Z. Martin (1st) D. Lawrence (2nd) *				
2015	R. Gregory (2nd)		L. Collins (UDFA-'15)		
2016	E. Elliott (1st) K. Neal (1st) D. Prescott (4th) A. Brown (6th)				
2017	J. Lewis (3rd) N. Brown (7th)	B. Jarwin (UDFA-'17) *			
2018	L. Vander Esch (1st) C. Williams (2nd) M. Gallup (3rd) ` D. Armstrong (4th) D. Schultz (4th-b) C. Wilson (6th-b)			A. Cooper (T Oak -'18)	C. Goodwin (PS Cin -'18)
2019	T. Hill (2nd) o C. McGovern (3rd) T. Pollard (4th) D. Wilson (6th)	L. Gifford (UDFA-'19) J. Hamilton (FA-19)	M. Hyatt (UDFA-'19) *		
2020	C. Lamb (1st) T. Diggs (2nd) N. Gallimore (3rd) * R. Robinson (4th-a) * T. Biadasz (4th-b)	M. Canady (UFA Hou -'20) * H. Niswander (FA-'20) * C. Rush (FA-'20) G. Zuerlein (UFA LAR -'20) #	F. Bernard (UDFA-'20) R. Dowdle (UDFA-'20) * A. Kamara (UDFA-'20) S. McKeon (UDFA-'20) S. Olonilua (UDFA-'20) * T. Steele (UDFA-'20)	M. Turner (W GB -'20)	
2021	M. Parsons (1st) K. Joseph (2nd) O. Odighizuwa (3rd-a) C. Golston (3rd-b) N. Wright (3rd-c) J. Cox (4th-a) * J. Ball (4th-b) * S. Fehoko (5th) Q. Bohanna (6th-a) I. Mukuamu (6th-b) M. Farniok (7th)	B. Anger (FA-'21) T. Basham (UFA NYJ -'21) C. Clement (FA-'21) M. Hooker (FA-'21) D. Kazee (UFA Atl '21) J. Kearse (FA-'21) J. McQuaide (UFA LAR -'21) T. Nsekhe (UFA Buf -'21) J. Sprinkle (UFA Was -'21) B. Urban (UFA Chi -'21) * C. Watkins (UFA Hou -'21)	T. Vasher (UDFA-'21) o	W. Grier (W Car -'21)	

Key: * Reserve/Injured, ` Reserve/Injured - Returnable, **o** Reserve/Physically Unable to Perform, # Reserve/COVID-19, **o** Reserve/Non-Football Injury

CONTRACT STATUS

PLAYER	SIGNED THROUGH	PLAYER	SIGNED THROUGH	PLAYER	SIGNED THROUGH
Bryan Anger	2021	Chauncey Golston	2024	Ty Nsekhe	2021
Dorance Armstrong	2021	C. J. Goodwin	2022	Osa Odighizuwa	2024
Josh Ball *	2024	Randy Gregory	2021	Micah Parsons	2024
Tarell Basham	2022	Will Grier	2022	Tony Pollard	2022
Francis Bernard	2021	Justin Hamilton	2021	Dak Prescott	2024
Tyler Biadasz	2023	Trysten Hill o	2022	Reggie Robinson *	2023
Quinton Bohanna	2024	Malik Hooker	2021	Cooper Rush	2022
Anthony Brown	2022	Mitch Hyatt *	2021	Dalton Schultz	2021
Noah Brown	2021	Blake Jarwin *	2023	Tyron Smith	2023
Maurice Canady *	2021	Kelvin Joseph	2024	Jeremy Sprinkle	2021
Corey Clement	2021	Azur Kamara	2022	Terence Steele	2022
La'el Collins	2024	Damontae Kazee	2021	Malik Turner	2021
Amari Cooper	2024	Jayron Kearse	2021	Brent Urban *	2021
Jabril Cox *	2024	CeeDee Lamb	2023	Leighton Vander Esch	2021
Trevon Diggs	2023	DeMarcus Lawrence *	2023	T. J. Vasher o	2023
Rico Dowdle *	2022	Jourdan Lewis	2023	Carlos Watkins	2021
Ezekiel Elliott	2026	Zack Martin	2024	Connor Williams	2021
Matt Farniok	2024	Connor McGovern	2022	Cedrick Wilson	2021
Simi Fehoko	2024	Sean McKeon	2022	Donovan Wilson	2022
Neville Gallimore *	2023	Jake McQuaide	2021	Nahshon Wright	2024
Michael Gallup `	2021	Israel Mukuamu	2024	Greg Zuerlein #	2022
Luke Gifford	2021	Hunter Niswander *	2022		

2021 DALLAS COWBOYS CONTRACT ANALYSIS

OFFENSE		2021	2022	2023	2024	2025	2026	2026	2027
QB	Grier, Will			UFA					
	Prescott, Dak					UFA			
	Rush, Cooper			UFA					
RB	Clement, Corey		UFA						
	Dowdle, Rico*			RFA	UFA				
	Elliott, Ezekiel							UFA	
	Olonilua, Sewo*			RFA	UFA				
	Pollard, Tony			UFA					
WR	Brown, Noah		UFA						
	Cooper, Amari					UFA			
	Fehoko, Simi					UFA			
	Gallup, Michael!		UFA						
	Lamb, CeeDee				OPTION	UFA			
	Turner, Malik		UFA						
	Vasher, T.J.#				RFA	UFA			
Wilson, Cedrick		UFA							
TE	Jarwin, Blake*				UFA				
	McKeon, Sean			RFA	UFA				
	Schultz, Dalton		UFA						
	Sprinkle, Jeremy		UFA						
OL	Ball, Josh*					UFA			
	Biadasz, Tyler				UFA				
	Collins, La'el					UFA			
	Farniok, Matt					UFA			
	Hyatt, Mitch*		ERFA	RFA	UFA				
	Martin, Zack					UFA			
	McGovern, Connor			UFA					
	Nsekhe, Ty		UFA						
	Smith, Tyron				UFA				
	Steele, Terence			RFA	UFA				
Williams, Connor		UFA							

DEFENSE		2021	2022	2023	2024	2025	2026	2027	2028
DL	Armstrong, Dorance		UFA						
	Basham, Tarell			UFA					
	Bohanna, Quinton					UFA			
	Gallimore, Neville*				UFA				
	Golston, Chauncey					UFA			
	Gregory, Randy		UFA						
	Hamilton, Justin		UFA						
	Hill, Trysten#			UFA					
	Kamara, Azur			RFA	UFA				
	Lawrence, DeMarcus*				UFA				
	Odighizuwa, Osa					UFA			
	Urban, Brent*		UFA						
	Watkins, Carlons		UFA						
LB	Bernard, Francis		ERFA	RFA	UFA				
	Cox, Jabril*					UFA			
	Gifford, Luke		RFA	UFA					
	Neal, Keanu		UFA						
	Parsons, Micah					OPTION	UFA		
	Vander Esch, Leighton		UFA						
DB	Brown, Anthony			UFA					
	Canady, Maurice*		UFA						
	Diggs, Trevon				UFA				
	Goodwin, C.J.			UFA					
	Hooker, Malik		UFA						
	Joseph, Kelvin					UFA			
	Kazee, Damonlae		UFA						
	Kearse, Jayron		UFA						
	Lewis, Jourdan				UFA				
	Mukuamu, Israel					UFA			
	Robinson, Reggie*				UFA				
Wilson, Donovan			UFA						
Wright, Nahshon					UFA				

SPECIAL TEAMS		2021	2022	2023	2024	2025	2026	2027	2028
ST	Anger, Bryan		UFA						
	McQuaide, Jake		UFA						
	Zuerlein, Greg^			UFA					

- Player is under contract for season
- Player will be an exclusive rights free agent
- Player will be an unrestricted free agent
- Player will be a restricted free agent
- Player has a club option available

*-Reserve/Injured ^-Reserve/COVID-19 #-Reserve/PUP or NFI &-Reserve/Suspended !-Reserve/Injured-DTR

WHEN BUILT AND WHEN THEY GOT TO THE COWBOYS

1st Round (9)

[9] Tyron Smith (2011)
 [16] Zack Martin (2014)
 [4] Amari Cooper (2015-OAK)
 [4] Ezekiel Elliott (2016)
 [17] Keanu Neal (2016-ATL)
 [15] Malik Hooker (2017-IND)
 [19] Leighton Vander Esch (2018)
 [17] CeeDee Lamb (2020)
 [12] Micah Parsons (2021)

2nd Round (6)

[34] DeMarcus Lawrence (2014)*
 [60] Randy Gregory (2015)
 [50] Connor Williams (2018)
 [58] Trysten Hill (2019)Ω
 [51] Trevon Diggs (2020)
 [44] Kelvin Joseph (2021)

3rd Round (10)

[70] Bryan Anger (2012-JAX)
 [80] Tarell Basham (2017-IND)
 [92] Jourdan Lewis (2017)
 [81] Michael Gallup (2018) `
 [90] Connor McGovern (2019)
 [100] Will Grier (2019-CAR)
 [82] Neville Gallimore (2020)*
 [75] Osa Odighizuwa (2021)
 [84] Chauncey Golston (2021)
 [99] Nahshon Wright (2021)

4th Round (10)

[134] Brent Urban (2014-BAL)*
 [135] Dak Prescott (2016)
 [142] Carlos Watkins (2017-HOU)
 [116] Dorance Armstrong (2018)
 [137] Dalton Schultz (2018)
 [128] Tony Pollard (2019)
 [123] Reggie Robinson (2020)*
 [146] Tyler Biadasz (2020)
 [115] Jabril Cox (2021)*
 [138] Josh Ball (2021)*

5th Round (3)

[149] Damontae Kazee (2017-ATL)
 [154] Jeremy Sprinkle (2017-WAS)
 [179] Simi Fehoko (2021)

6th Round (7)

[171] Greg Zuerlein (2012-STL)#
 [189] Anthony Brown (2016)
 [209] Maurice Canady (2016-BAL)*
 [208] Cedrick Wilson (2018)
 [213] Donovan Wilson (2019)
 [192] Quinton Bohanna (2021)
 [227] Israel Mukuamu (2021)

7th Round (3)

[244] Jayron Kearsa (2016-MIN)
 [239] Noah Brown (2017)
 [238] Matt Farniok (2021)

Undrafted (18)

Jake McQuaide (2011-STL)
 Ty Nsekhe (2012-IND)
 C.J. Goodwin (2014-PIT)
 La'el Collins (2015)
 Justin Hamilton (2015-BUF)
 Corey Clement (2017-PHI)
 Blake Jarwin (2017)*
 Cooper Rush (2017)
 Luke Gifford (2019)
 Mitch Hyatt (2019)*
 Francis Bernard (2020)
 Rico Dowdle (2020)*
 Azur Kamara (2020)
 Sean McKeon (2020)
 Hunter Niswander (2020)*
 Sewo Olonilua (2020)*
 Terence Steele (2020)
 T.J. Vasher (2021)δ

Key: * Reserve/Injured, Ω Reserve/Physically Unable to Perform, ` Reserve/Injured - Returnable, # Reserve/COVID-19, δ Reserve/Non-Football Injury

WHEN THEY GOT TO THE COWBOYS

2011 (1)

Tyron Smith, Round 1

2014 (2)

Zack Martin, Round 1
 DeMarcus Lawrence, Round 2*

2015 (2)

Randy Gregory, Round 2
 La'el Collins, UDFA

2016 (4)

Ezekiel Elliott, Round 1
 Keanu Neal, Round 1
 Dak Prescott, Round 4
 Anthony Brown, Round 6

2017 (3)

Jourdan Lewis, Round 3
 Noah Brown, Round 7
 Blake Jarwin, FA*

2018 (8)

Leighton Vander Esch, Round 1
 Connor Williams, Round 2
 Michael Gallup, Round 3`
 Dorance Armstrong, Round 4
 Dalton Schultz, Round 4
 Cedrick Wilson, Round 6
 Amari Cooper, Trades (OAK)
 C.J. Goodwin, Practice Squad (CIN)

2019 (7)

Trysten Hill, Round 2Ω
 Connor McGovern, Round 3
 Tony Pollard, Round 4
 Donovan Wilson, Round 6
 Luke Gifford, FA
 Justin Hamilton, FA
 Mitch Hyatt, UDFA*

2020 (15)

CeeDee Lamb, Round 1
 Trevon Diggs, Round 2
 Neville Gallimore, Round 3*
 Tyler Biadasz, Round 4
 Reggie Robinson, Round 4*
 Francis Bernard, UDFA
 Maurice Canady, FA (HOU)*
 Rico Dowdle, UDFA*
 Azur Kamara, UDFA
 Sean McKeon, UDFA
 Hunter Niswander, FA*
 Sewo Olonilua, UDFA*
 Cooper Rush, FA
 Terence Steele, UDFA
 Greg Zuerlein, FA (STL)#

2021 (24)

Micah Parsons, Round 1
 Kelvin Joseph, Round 2
 Chauncey Golston, Round 3
 Osa Odighizuwa, Round 3
 Nahshon Wright, Round 3
 Josh Ball, Round 4*
 Jabril Cox, Round 4*
 Simi Fehoko, Round 5
 Quinton Bohanna, Round 6
 Israel Mukuamu, Round 6
 Matt Farniok, Round 7
 Bryan Anger, FA
 Tarell Basham, UFA (NYJ)
 Corey Clement, FA
 Will Grier, Waivers (CAR)
 Malik Hooker, FA
 Damontae Kazee, UFA (ATL)
 Jayron Kearsa, FA
 Jake McQuaide, UFA (STL)
 Ty Nsekhe, UFA (BUF)
 Jeremy Sprinkle, UFA (WAS)
 Brent Urban, UFA (CHI)*
 T.J. Vasher, UDFAδ
 Carlos Watkins, UFA (HOU)

2021 TRANSACTIONS BY DATE

- Jan. 4..... Signed **Isaac Alarcon, Kemon Hall, Ladarius Hamilton, Marcus Henry, Cole Hikutini, Jon'Vea Johnson, Chris Lacy, Walter Palmore, Aaron Parker, Adam Redmond, Cooper Rush, Eric Smith, Saivion Smith** and **Williams Sweet** as Reserve/Futures.
- Jan. 8..... Fired **Mike Nolan** and **Jim Tomsula**.
- Jan 12..... Named **Dan Quinn** defensive coordinator.
- Jan. 21 Named **Aden Durde** defensive line coach, **Harold Nash Jr.** strength and conditioning coordinator and **Joe Whitt Jr.** secondary/defensive pass game coordinator,
- Feb. 11..... Named **Cedric Smith** assistant strength and conditioning.
- March 9.... Signed **Ron'Dell Carter**.
- March 10.. Signed **Dak Prescott**. Released **Jamize Olawale**.
- March 17.. Released **Chris Jones**.
- March 18.. Signed **Noah Brown** and **Jourdan Lewis**.
- March 19.. Signed **C.J. Goodwin** and **Malik Turner**. Waived **Marcus Henry, Cole Hikutini, Jon'Vea Johnson** and **Chris Lacy**.
- March 22.. Signed **Tarell Basham, Jake McQuaide, Ty Nsekhe, Brent Urban** and **Carlos Watkins**.
- March 30.. Signed **Jayron Kears**.
- April 7..... Signed **Bryan Anger** and **Jeremy Sprinkle**.
- April 14..... Signed **Keanu Neal**.
- April 29..... Drafted **Micah Parsons**.
- April 30..... Drafted **Chauncey Golston, Kelvin Joseph, Osa Odighizuwa** and **Nahshon Wright**.
- May 1..... Drafted **Jabril Cox, Josh Ball, Simi Fehoko, Quinton Bohanna, Israel Mukuamu** and **Matt Farniok**.
- May 5..... Released **Adam Redmond** and **Antwaun Woods**. Waived **Kemon Hall, Ladarius Hamilton, Walter Palmore** and **Saivion Smith**.
- May 14..... Signed **Tyler Coyle, Brennan Eagles, Nick Eubanks, Austin Faoliu, JaQuan Hardy, Anthony Hines, Braylon Jones, Brenden Knox, Artayvious Lynn, Osirus Mitchell, Nick Ralston, Brandon Smith** and **T.J. Vasher**.
- May 18..... Waived **William Sweet**.
- May 24..... Signed **Johnnie Dixon**.
- June 11 Waived/Injured **Stephen Guidry**. Signed **Reggie Davis**.
- July 17 Released **Rashard Robinson**.
- July 22 Placed **Amari Cooper, Chaucey Golston, Trysten Hill, Mitch Hyatt, DeMarcus Lawrence** and **Greg Zuerlein** on Active/PUP. Placed **T.J. Vasher** on Active/NFI.
- July 25 Signed **Kyron Brown**.
- July 27 Placed **Mitch Hyatt** on Reserve/Injured. Signed **Malik Hooker**.
- Aug. 3 **DeMarcus Lawrence** passed physical.
- Aug. 10 **Amari Cooper** passed physical.
- Aug. 17 Placed **Sewo Olonilua** and **Reggie Robinson** on Reserve/Injured. Waived/Injured **Anthony Hines**. Waived **Kyron Brown** and **Brennan Eagles**.
- Aug. 19 Waived **Hunter Niswander**. Signed **Lirim Hajrullahu**.
- Aug. 23 Placed **Malik Hooker, CeeDee Lamb, Israel Mukuamu** and **Carlos Watkins** on Reserve/COVID-19
- Aug. 24 Waived **Lirim Hajrullahu**.
- Aug. 25 Activated **Israel Mukuamu**. **Greg Zuerlein** passed physical. Placed **Rico Dowdle** on Reserve/Injured. Placed **Damontae Kazee** and **Connor Williams** on Reserve/COVID-19.
- Aug. 27 Activated **Malik Hooker**.
- Aug. 31 Released **Deante Burton, Garrett Gilbert, Justin Hamilton, Jake McQuaide, Eric Smith, Jeremy Sprinkle** and **Darian Thompson**. Waived **Isaac Alarcon, Ron'Dell Carter, Tyler Coyle, Reggie Davis, Ben DiNucci, Johnnie Dixon, Nick Eubanks, Austin Faoliu, Jaquan Hardy, Braylon Jones, Brenden Knox, Artayvious Lynn, Osirus Mitchell, Aaron Parker, Steven Parker, Nick Ralston** and **Brandon Smith**. Placed **Noah Brown** on Reserve/COVID-19. **Trysten Hill** reverted to Reserve/PUP. **T.J. Vasher** reverted to Reserve/NFI. **Chauncey Golston** passed physical.
- Sept. 1 Released **Bryan Anger**. Signed **Isaac Alarcon, Kyron Brown, Tyler Coyle, Ben DiNucci, Austin Faoliu, Justin Hamilton, JaQuan Hardy, Braylon Jones, Osirus Mitchell, Nick Ralston, Brandon Smith, Breeland Speaks** and **Darian Thompson** to the practice squad.
- Sept. 2 Placed **Josh Ball, Francis Bernard, Neville Gallimore, Kelvin Joseph, Sean McKeon** and **Malik Turner** on Reserve/Injured. Signed **Corey Clement** and **Jake McQuaide**. Activated **Damontae Kazee, CeeDee Lamb** and **Carlos Watkins**. Signed **Ian Bunting** to the practice squad.
- Sept. 5 Signed **Bryan Anger**. Activated **Connor Williams** from Reserve/COVID-19. Placed **Brandon Knight** and **Zack Martin** on Reserve/COVID-19.
- Sept. 6 Signed **Aviante Collins** to the practice squad.
- Sept. 8 Activated **Noah Brown** from Reserve/COVID-19.
- Sept. 9 Elevated **Jeremy Sprinkle** and **Darian Thompson** from the practice squad.
- Sept. 10 ... **La'el Collins** placed on Reserve/Suspended.
- Sept. 13 ... Activated **Brandon Knight** and **Zack Martin** from Reserve/COVID-19. Placed **Michael Gallup** on Reserve/Injured. Placed **Randy Gregory** on Reserve/COVID-19. Placed **Deante Burton** and **Darian Thompson** on Practice Squad/Injured.
- Sept. 14 ... Signed **Robert Foster** and **Lirim Hajrullahu** to the practice squad.
- Sept. 16 ... Placed **DeMarcus Lawrence** on Reserve/Injured.
- Sept. 17 ... Placed **Osirus Mitchell** on Practice Squad/Injured.
- Sept. 18 ... Activated **Jeremy Sprinkle** as a COVID-19 Replacement.
- Sept. 21 ... Released **Lirim Hajrullahu** from the practice squad. Signed **Damion Ratley** to the practice squad.
- Sept. 22 ... Placed **Keanu Neal** on Reserve/COVID-19. Signed **Holton Hill** to the practice squad.
- Sept. 23 ... Activated **Randy Gregory**.
- Sept. 24 ... Placed **Bradlee Anae** on Reserve/COVID-19.
- Sept. 27 ... Activated **Justin Hamilton** and **Jeremy Sprinkle** as COVID-19 replacements and elevated **Nick Ralston** from the practice squad.
- Sept. 30 ... **Malik Turner** designated for return.
- Oct. 5 Released **Holton Hill** from the practice squad. Signed **Isaiah Johnson** to the practice squad.
- Oct. 6 Released **Jaylon Smith**. Activated **Keanu Neal** and **Bradlee Anae** from Reserve/COVID.
- Oct. 9 Elevated **Nick Ralston** and **Jeremy Sprinkle** from the practice squad.
- Oct. 13 **Kelvin Joseph** and **Sean McKeon** designated for return.
- Oct. 16 Waived **Brandon Knight**. Signed **Nick Ralston** and **Jeremy Sprinkle** to the active roster from the practice squad.
- Oct. 19 Waived **Nick Ralston** and released **Isaiah Johnson** from the practice squad.
- Oct. 21 Signed **Nick Ralston** to the practice squad.

2021 TRANSACTIONS BY DATE, cont.

- Oct. 26 Placed **Maurice Canady** and **Brent Urban** on Reserve/Injured.
Oct. 30 Activated **Kelvin Joseph** from Reserve/Injured-Designated for Return.
Nov. 2 Waived **Bradlee Anae**. Placed **Jabril Cox** on Reserve/Injured.
Nov. 3 Activated **Sean McKeon** from Reserve/Injured-Designated for Return.
Nov. 4 Signed **Bradlee Anae** to the practice squad.
Nov. 6 Placed **Blake Jarwin** on Reserve/Injured. Activated **Francis Bernard** from Reserve/Injured-Designated for Return. Signed **Justin Hamilton** from the practice squad.
Nov. 9 Placed **Greg Zuerlein** on Reserve/COVID-19.

2021 TRANSACTIONS BY PLAYER

ALARCON, Isaac - T

1/4..... Signed as Reserve/Future
 8/31..... Waived
 9/1..... Signed to practice squad
ANAE, Bradlee - DE
 9/24..... Placed on Reserve/COVID-19
 10/6..... Activated
 11/2..... Waived
 11/4..... Signed to practice squad
ANGER, Bryan - P
 4/7..... Signed
 9/1..... Released
 9/5..... Signed
BALL, Josh - T
 5/1..... Drafted
 9/2..... Placed on Reserve/Injured
BASHAM, Tarell - LB
 3/22..... Signed
BERNARD, Francis-LB
 9/2..... Placed on Reserve/Injured
 11/6..... Activated
BOHANNA, Quinton - DT
 5/1..... Drafted
BROWN, Kyron - CB
 7/25..... Signed
 8/17..... Waived
 9/1..... Signed to practice squad
BROWN, Noah - WR
 3/18..... Re-signed
 8/31..... Placed on Reserve/COVID-19
 9/5..... Activated
BUNTING, Ian - TE
 9/2..... Signed to practice squad
BURTON, Deante - CB
 8/31..... Released
 9/1..... Signed to practice squad
 9/13..... Placed on Practice Squad/Injured
CANADY, Maurice - CB
 10/26..... Placed on Reserve/Injured
CARTER, Ron'Dell - DE
 3/9..... Re-Signed
 8/31..... Waived
CLEMENT, Corey - RB
 9/2..... Signed
COLLINS, Aviante - T
 9/6..... Signed to practice squad
COLLINS, La'el - T
 9/10..... Placed on Reserve/Suspended
COOPER, Amari - WR
 7/22..... Placed on Active/PUP
 8/10..... Passed physical
COX, Jabril - LB
 5/1..... Drafted
 11/2..... Placed on Reserve/Injured
COYLE, Tyler - S
 5/14..... Signed
 8/31..... Waived
 9/1..... Signed to practice squad
DAVIS, Reggie - WR
 6/11..... Signed
 8/31..... Waived
DINUCCI, Ben - QB
 8/31..... Waived
 9/1..... Signed to practice squad
DIXON, Johnnie - WR
 5/24..... Signed
 8/31..... Waived
DOWDLE, Rico - RB
 8/28..... Placed on Reserve/Injured
DURDE, Aden
 1/21..... Named defensive line coach
EAGLES, Brennan - WR
 5/14..... Signed
 8/17..... Waived
EUBANKS, Nick - TE
 5/14..... Signed
 8/31..... Waived
FARNIOK, Matt - G
 5/1..... Drafted
FAOLIU, Austin - DT
 5/14..... Signed
 8/31..... Waived
 9/1..... Signed to practice squad
FEHOKO, Simi - WR
 5/1..... Drafted

FOSTER, Robert - WR

9/14..... Signed to practice squad
GALLIMORE, Neville - DT
 9/2..... Placed on Reserve/Injured
GALLUP, Michael - WR
 9/13..... Placed on Reserve/Injured
GILBERT, Garrett - QB
 8/31..... Released
GOLSTON, Chauncey - DE
 4/30..... Drafted in the third round
 7/22..... Placed on Active/PUP
 8/31..... Passed physical
GOODWIN, C.J. - CB
 3/19..... Re-signed
GREGORY, Randy - DE
 9/13..... Placed on Reserve/COVID-19
 9/23..... Activated
GUIDRY, Stephen - WR
 6/11..... Waived/Injured
HAJRULLAHU, Lirim - K
 8/19..... Signed
 8/24..... Waived
 9/14..... Signed to practice squad
 9/21..... Released
HALL, Kemon - CB
 1/4..... Signed as Reserve/Future
 5/5..... Waived
HAMILTON, Justin - DT
 8/31..... Released
 9/1..... Signed to practice squad
HAMILTON, Ladarius - LB
 1/4..... Signed as Reserve/Future
 5/5..... Waived
 9/27..... Elevated as a COVID-19 replacement
 11/6..... Signed to active roster
HARDY, JaQuan - RB
 5/14..... Signed
 8/31..... Waived
 9/1..... Signed to practice squad
HENRY, Marcus - C
 1/4..... Signed as Reserve/Future
 3/19..... Waived
HIKUTINI, Cole - TE
 1/4..... Signed as Reserve/Future
 3/19..... Waived
HILL, Holton - DB
 9/22..... Signed to practice squad
 10/5..... Released
HILL, Trysten - DT
 7/22..... Placed on Active/PUP
 8/31..... Reserve/PUP
HINES, Anthony - LB
 5/14..... Signed
 8/17..... Waived/Injured
HOOKER, Malik - S
 7/27..... Signed
 8/24..... Placed on Reserve/COVID-19
 8/27..... Activated
HYATT, Mitch - T
 7/22..... Placed on Active/PUP
 7/27..... Placed on Reserve/Injured
JARWIN, Blake - TE
 11/6..... Placed on Reserve/Injured
JOHNSON, Isaiah - CB
 10/5..... Signed to practice squad
 10/19..... Released
JOHNSON, Jon'Vea - WR
 1/4..... Signed as Reserve/Future
 3/19..... Waived
JONES, Braylon - C
 5/14..... Signed
 8/31..... Waived
 9/1..... Signed to practice squad
JONES, Chris - P
 3/17..... Released
JOSEPH, Kelvin - CB
 4/30..... Drafted in the second round
 9/2..... Placed on Reserve/Injured
 10/13..... Designated for Return
 10/30..... Activated
KAZEE, Damontae - S
 8/25..... Placed on Reserve/COVID-19
 9/2..... Activated
KEARSE, Jayron - S
 3/30..... Signed

KNIGHT, Brandon - T

9/5..... Placed on Reserve/COVID-19
 9/13..... Activated
 10/16..... Waived
KNOX, Brenden - RB
 5/14..... Signed
 8/31..... Waived
LACY, Chris - WR
 1/4..... Signed as Reserve/Future
 3/19..... Waived
LAMB, CeeDee - WR
 8/24..... Placed on Reserve/COVID-19
 9/2..... Activated
LAWRENCE, DeMarcus - DE
 7/22..... Placed on Active/PUP
 8/3..... Passed physical
 9/16..... Placed on Reserve/Injured
LEWIS, Jourdan - CB
 3/18..... Re-signed
MARTIN, Zack - G
 9/5..... Placed on Reserve/COVID-19
 9/13..... Activated
LYNN, Artayvious - TE
 5/14..... Signed
 8/31..... Waived
McKEON, Sean - TE
 9/2..... Placed on Reserve/Injured
 10/13..... Designated for Return
 11/3..... Activated
McQUAIDE, Jake - LS
 3/22..... Signed
 8/31..... Released
 9/2..... Signed
MITCHELL, Osirus - WR
 5/14..... Signed
 8/31..... Waived
 9/1..... Signed to practice squad
 9/17..... Placed on Practice Squad/Injured
MUKUAMU, Israel - S
 5/1..... Drafted
 8/24..... Placed on Reserve/COVID-19
 8/25..... Activated
NEAL, Keanu - S
 4/14..... Signed
 9/22..... Placed on Reserve/COVID-19
 10/6..... Activated
NISWANDER, Hunter - P
 8/19..... Waived/Injured
NOLAN, Mike - Defensive Coordinator
 1/8..... Fired
NSEKHE, Ty - T
 3/22..... Signed
ODIGHIZUWA, Osa - DT
 4/30..... Drafted in the third round
OLAWALE, Jamize - FB
 3/10..... Released
PALMORE, Walter - DT
 1/4..... Signed as Reserve/Future
 5/5..... Waived
PARKER, Aaron - WR
 1/4..... Signed as Reserve/Future
 8/31..... Waived
PARKER, Steven - S
 8/31..... Waived
PARSONS, Micah - LB
 4/29..... Drafted in the first round
PRESCOTT, Dak - QB
 3/10..... Re-Signed
QUINN, Dan -
 1/12..... Named defensive coordinator
RALSTON, Nick - FB
 5/14..... Signed
 8/31..... Waived
 9/1..... Signed to practice squad
 9/27..... Standard elevation
 10/9..... Standard elevation
 10/16..... Signed to the active roster
 10/19..... Waived
 10/21..... Signed to practice squad
RATLEY, Damion - WR
 9/21..... Signed to practice squad
REDMOND, Adam - C
 1/4..... Signed as Reserve/Future
 5/5..... Released

2021 TRANSACTIONS BY PLAYER, cont.

ROBINSON, Rashard - CB

7/17..... Released

RUSH, Cooper - QB

1/4..... Signed as Reserve/Future

SMITH, Brandon - WR

5/14..... Signed

8/31..... Waived

9/1..... Signed to practice squad

SMITH, Cedric

2/11..... Named asst. strength and condition.

SMITH, Eric - T

1/4..... Signed as Reserve/Future

8/31..... Released

SMITH, Jaylon - LB

10/6..... Released

SMITH, Saivion - CB

1/4..... Signed as Reserve/Future

5/5..... Waived

SPRINKLE, Jeremy - TE

4/7..... Signed

8/31..... Released

9/9..... Standard elevation

9/18..... Elevated as a COVID-19 replacement

9/27..... Elevated as a COVID-19 replacement

10/9..... Standard elevation

10/16..... Signed to the active roster

SPEAKS, Breeland - DE

9/1..... Signed to practice squad

SWEET, William - T

1/4..... Signed as Reserve/Future

5/18..... Waived

THOMPSON, Darian - S

8/31..... Released

9/1..... Signed to practice squad

9/9..... Standard elevation

9/13..... Placed on Practice Squad/Injured

TOMSULA, Jim - DL Coach

1/8..... Fired

TURNER, Malik - WR

3/19..... Re-signed

9/2..... Placed on Reserve/Injured

9/30..... Designated for Return

URBAN, Brent - DT

3/22..... Signed

10/26..... Placed on Reserve/Injured

VASHER, T.J. - WR

5/14..... Signed

7/22..... Placed on Active/NFI

8/31..... Reserve/NFI

WATKINS, Carlos - DE

3/22..... Signed

8/24..... Placed on Reserve/COVID-19

9/2..... Activated

WHITT Jr., Joe

1/21..... Named secondary/def. pass coord.

WILLIAMS, Connor - G

8/25..... Placed on Reserve/COVID-19

9/5..... Activated

WOODS, Antwaun - DT

5/5..... Released

WRIGHT, Nahshon - CB

4/30..... Drafted in the third round

ZUERLEIN, Greg - K

7/22..... Placed on Active/PUP

8/25..... Passed physical

11/8..... Placed on Reserve/COVID-19



NON-MEDIA GUIDE BIOS



ONE COWBOYS WAY ★ FRISCO, TEXAS 75034 ★ P: 972.497.4959 ★ WWW.DALLASCOWBOYS.COM

2021 NON-MEDIA GUIDE BIOS

COREY CLEMENT (CLEM-ent)
32 • Running Back
 5-10 • 220 • 11/2/94
 Wisconsin • FA-21
 NFL: 5th Year • Cowboys: 1st year
 Games/Starts: 2020-15/0-Phi; Career-46/0
 Postseason: 2020-0/0; Career-3/0



PRO: The Dallas Cowboys signed fifth-year running back Corey Clement prior to Week 1 to fill an important special teams void and provide depth to the running back room after Rico Dowdle (hip) landed on Reserve/Injured. Clement, who spent his first four seasons in Philadelphia, arrives in Dallas after spending 2021 training camp with the N.Y. Giants. Clement played in 46 regular season games for the Eagles, contributing mostly on special teams. His 742 special teams snaps were near the top of the team, and he has experience returning punts and kicks in Philadelphia. Clement was an undrafted free agent in 2017 and had an outstanding performance in Philadelphia's Super Bowl LII win against New England, catching four passes for 100 yards and a touchdown. Going into 2021, Clement will serve as a much-needed role player in the Cowboys backfield.

TRANSACTION SUMMARY:

- 9/2/21:** Signed with Dallas as a free agent.
- 5/16/21:** Signed with the N.Y. Giants as a free agent and waived (8/31).
- 4/29/20:** Signed a one-year contract with Philadelphia.
- 10/11/19:** Placed on Reserve/Injured with a shoulder injury.
- 12/11/18:** Placed on Reserve/Injured with a knee injury.
- 5/11/17:** Signed with Philadelphia as a rookie free agent.

2020 (Philadelphia):

- Played in 15 games for the Eagles, mainly on special teams, earning 21 carries for 75 yards and five receptions for 25 yards on offense.
- Scored his only rushing touchdown of the season on a five-yard scamper at the N.Y. Giants (11/15).
- Finished with season-highs of five carries and 24 yards against Dallas (11/1).

2019 (Philadelphia):

- Played the season's first four games before a shoulder injury on Oct. 11 landed him on the Reserve/Injured list for the rest of the season.
- Did not tally a carry nor reception in his four appearances.

2018 (Philadelphia):

- In 11 games, finished with career-best totals of 22 receptions for 192 yards and ran for 259 yards and two touchdowns on 68 carries.
- Started to showcase his special teams ability in the NFL, leading the Eagles in total kickoff return yards (333) and return average (25.6 yards).
- Caught a career-high five passes for 55 yards and scored a 15-yard rushing touchdown at Tampa Bay (9/16).
- Posted career-high totals of 16 carries for 56 yards against Indianapolis (9/23).
- Suffered a knee injury at Dallas (12/9) and was placed on Reserve/Injured for the remainder of the season.

2017 (Philadelphia):

- As a rookie, played in 16 regular season games, and three postseason contests, in his most productive NFL season.
- Finished the season with 74 carries, 321 yards and four touchdowns to go along with 10 receptions and two receiving touchdowns.
- Showcased a career performance during the Eagles Super Bowl LII win over New England. He posted a career-high 100 receiving yards, including a 22-yard touchdown catch, to become the fourth rookie in NFL history with 100-plus receiving yards in the Super Bowl.
- Fielded the snap on one of the most memorable trick plays in Super Bowl history, the "Philly Special," when Nick Foles caught a touchdown pass from wide receiver Trey Burton in the fourth quarter of Super Bowl LII.
- His six touchdowns in the regular season tied for the fourth-most by an Eagles rookie running back.
- Tallied a career-best three touchdowns – two rushing, one receiving – in the 51-23 win against Denver (11/5).

COLLEGE:

- A four-year letterwinner who was a member of the all-time winningest senior class in Wisconsin history (team went 41-13 from 2013-16).
- In 43 career appearances, with 15 starts, ran for 3,092 yards and 36 touchdowns on 575 carries, while adding 29 catches for 279 yards and two touchdowns.
- As a senior, earned first-team All-Big Ten honors after posting career-highs in carries (314), rushing yards (1,375) and touchdowns (15) in 13 games. Finished his senior season with eight 100-yard rushing games.
- Played in just four games as a junior after suffering a mid-season injury. Logged 48 carries for 221 yards and five touchdowns in 2015, including a season-best 115 rushing yards and three touchdowns on 11 carries against Rutgers.
- In 2014 as a sophomore, carried the ball 147 times for 949 yards (6.5 avg) and nine touchdowns. Combined with Melvin Gordon to set the single-season FBS record for rushing yards by teammates (3,536).
- Played in 12 games as a freshman, rushing for 547 yards on 67 carries (8.2 avg) with seven touchdowns.

PERSONAL:

- Rated a four-star recruit out of Glassboro, N.J., High School, where he finished his career with 6,245 rushing yards, 34 rushing scores and 90 total touchdowns.
- As a two-way player his senior year, earned first-team all-state honors after rushing for 2,323 yards and 33 touchdowns while also collecting 47 tackles and 8.0 sacks.
- Set the New Jersey state single-game record with 479 rushing yards against Gloucester City.
- Graduated in 2017 with his bachelor's degree in life sciences communication from Wisconsin.

CLEMENT'S NFL TOTALS

Year Team	GP-GS	RUSHING					RECEIVING					
		No	Yds	Avg	Long	TD	No	Yds	Avg	Long	TD	
2017 Philadelphia	16-0	74	321	4.3	28	4	10	123	12.3	28	2	
2018 Philadelphia	11-0	68	259	3.8	32	2	22	192	8.7	23	0	
2019 Philadelphia	4-0	0	0	0.0	0	0	0	0	0.0	0	0	
2020 Philadelphia	15-0	21	75	3.6	7	1	5	25	5.0	12	0	
Totals	46-0	163	655	4.0	32	7	37	340	9.2	28	2	
Playoffs												
2017 Philadelphia	3-0	6	33	5.5	14	0	10	139	13.9	55	1	
Year Team		KICKOFF RETURNS					PUNT RETURNS					
		No	Yds	Avg	Long	TD	No	Yds	Avg	FC	Long	TD
2017 Philadelphia		2	49	24.5	35	0	0	0	0.0	0	0	0
2018 Philadelphia		13	333	25.6	48	0	6	17	2.8	2	10	0
2019 Philadelphia		3	73	24.3	26	0	1	0	0.0	0	0	0
2020 Philadelphia		1	22	22.0	22	0	2	0	0.0	0	0	0
Totals		19	477	25.1	48	0	0	17	2.4	2	10	0

ADDITIONAL STATISTICS

Special Teams Tackles – 2017 (4-2-6) 2018 (2-1-3), 2019 (1-0-1), 2020 (4-1-5). **Totals: (11-4-15).**

SINGLE-GAME HIGHS

Carries – 16 vs. Indianapolis, 9/23/18
Rushing Yards – 56 vs. Indianapolis, 9/23/18
Long Run – 32 vs. N.Y. Giants, 11/25/18
Receptions – 5 at Tampa Bay, 9/16/18
Receiving Yards – 55 at Tampa Bay, 9/16/18
Kickoff Returns – 4 at New Orleans, 11/18/18
Kickoff Return Yards – 114 at New Orleans, 11/18/18
Long Kickoff Return – 48 at New Orleans, 11/18/18

WILL GRIER

3 • Quarterback

6-1 • 220 • 4/3/95
 West Virginia • W(Car)-21
 NFL: 3rd year • Cowboys: 1st year
 Games/Starts: 2020-0/0; Career-2/2
 Postseason: 2020-0/0; Career-0/0

PRO: The Dallas Cowboys added more competition for the backup quarterback spot when they claimed Will Grier off waivers following training camp. Grier, a former Heisman Trophy Finalist at West Virginia, comes to Dallas after spending his first two NFL seasons with the Carolina Panthers. Grier started two games in his rookie season before not seeing any action in 2020. As a former college standout who spent the 2015 season at Florida with current Cowboys Quarterbacks Coach Doug Nussmeier, Grier looks to compete for the lead backup to Prescott.

TRANSACTION SUMMARY:

- 9/1/21:** Claimed off waivers by Dallas.
- 8/31/21:** Waived by Carolina.
- 5/9/19:** Drafted in the third round (100th overall) by Carolina.

2020 (Carolina):

- Did not appear in any games and was inactive for nine of the final eleven contests.

2019 (Carolina):

- Played and started in the final two games, completing 28-of-52 passes for 228 yards and four interceptions.
- Made his NFL debut at Indianapolis, completing 27-of-44 passes for 224 yards and three interceptions.

COLLEGE:

- Three-year starter at West Virginia where he was a Heisman Trophy Finalist and fourth-team All-American in 2018.
- As a senior, led the NCAA in passing yards-per-game (305.6) and ranked fifth in the nation in career pass efficiency (165.1). He also ranked second in the country in touchdown passes (37) and third in passing yards (3,864), along with a career-best 67.0% completion rate.
- Named Maxwell Award Finalist, Johnny Unitas Golden Arm Award Top 5 Finalist and Manning Award Finalist for his efforts in 2018.
- In 2017 started the first eleven games before a hand injury ended his season. Despite the injury, finished with All-Big 12 second-team honors after throwing for 3,490 yards and 34 touchdowns.
- Sat out the 2016 season due to NCAA transfer requirements.
- Played in six games as a true freshman at Florida under the watch of then Gators Offensive Coordinator Doug Nussmeier. In his six appearances during 2015, completed 65.9% of his passes for 1,204 yards, 10 touchdowns and just three interceptions.

Will Grier, cont.

PERSONAL:

- Played quarterback under his father, Chad Grier, at Davidson Day School in Davidson, N.C., Day School.
- Threw for 4,989 yards as a senior and led the nation with 77 touchdowns, along with 1,251 rushing yards and 13 scores on the ground.
- Named the 2013 Parade National Player of the Year, Maxwell Player of the Year and Tom Lemming Offensive Player of the Year.
- Named Mr. Football USA as the nation's top high school player and was a first-team All-American, according to both MaxPreps and 247 Sports.
- Named the Gatorade North Carolina Player of the Year as a junior and senior.
- Earned an invite to the 2014 U.S. Army All-American Bowl, where his 51-yard pass resulted in the longest play of the game.
- Graduated with his bachelor's degree in multidisciplinary studies from West Virginia.

GRIER'S NFL TOTALS

Year Team	GP-GS	PASSING											
		Att	Cmp	Pct	Yds	Yds/Att	TD	TD%	Int	Int%	Long	Sacks	Rating
2019 Carolina.....	2-2	52	28	53.8	228	4.4	0	0.0	4	7.7	28	6/44	33.2
2020 Carolina.....	0-0	0	0	0	0	0	0	0.0	0	0.0	0	0/0	0
Totals	2-2	52	28	53.8	228	4.4	0	0.0	4	7.7	28	6/44	33.2

Year Team	RUSHING				
	No	Yds	Avg	Long	TD
2019 Carolina.....	7	22	3.1	11	0
2020 Carolina.....	0	0	0.0	0	0
Totals	7	22	3.1	11	0

MALIK HOOKER

28 • Safety

6-1 • 214 • 4/2/96
Ohio State • FA-'21
NFL: 5th year • Cowboys: 1st year
Games/Starts: 2020-2/2-Ind; Career-36/35
Postseason: 2020-0/0; Career-1/1



PRO: The Dallas Cowboys improved their secondary when they signed Malik Hooker the first week of training camp. Hooker, the former 15th overall pick from the 2017 NFL Draft, arrives in Dallas after spending the first four years of his career with the Indianapolis Colts. The fifth-year safety has displayed his ability to perform at a high level and could be the player Dallas has coveted from the safety position. His four seasons have not come without struggle, as he missed 14 games in 2020 with a torn Achilles and more than half of his rookie season with a torn ACL and MCL. Despite being sidelined two times, Hooker has 35 starts in 36 games played and has picked off seven passes, recovered a pair of fumbles, made 123 tackles and broke up 11 passes.

TRANSACTION SUMMARY:

- 7/27/21:** Signed a one-year contract with Dallas through 2021.
- 9/22/20:** Placed on Reserve/Injured with an Achilles injury.
- 10/24/17:** Placed on Reserve/Injured with a knee injury.
- 4/27/17:** Drafted in the first round (15th overall) by Indianapolis.

2020 (Indianapolis):

- Was limited to starts in just two games played before tearing his Achilles in the game against Minnesota (9/20) and missing the remainder of the season.
- Opened the year at Jacksonville with five tackles, then added two against the Vikings before the injury.

2019 (Indianapolis):

- Started 13-of-13 games played, missing three with a knee injury and finished the year with 51 tackles, one for a loss, two interceptions, three breakups and a fumble recovery.
- Had five tackles and an interception in the opener at the LA Chargers (9/8).
- Missed three games (Games 4-6) with a knee injury, but returned to log consecutive five-tackle games against Denver (10/27) and at Pittsburgh (11/3), adding his first career tackle for loss in the Steelers game.
- Recovered a fumble against Tennessee (12/1) and had a season-best 10 stops along with his second interception of the season at Tampa Bay (12/8).

2018 (Indianapolis):

- After rehabbing a knee injury suffered as a rookie, returned to start all 14 games he played, missing two with a hip injury.
- Tallied 44 tackles, two interceptions, four breakups and a fumble recovery on the year.
- Notched a career-best 12 tackles at New England (10/4), then picked off his first pass of the season the next game at the N.Y. Jets (10/14).
- After missing the game at Oakland (10/28) with a hip injury, recovered his first career fumble in the game against Jacksonville (11/11) before missing the Tennessee (11/18) game with the hip.
- Added his second interception of the year against the N.Y. Giants (12/23).

2017 (Indianapolis):

- After being selected 15th overall in the NFL Draft, started six of the seven games he played before landing on Reserve/Injured with a knee injury.
- Posted 21 tackles, four breakups and three interceptions.
- Made his NFL debut at the LA Rams (9/10) and had three tackles with one stop on special teams.
- Picked off a pass in three consecutive games - against Arizona (9/17), Cleveland (9/24) and at Seattle (10/1).
- Logged a season-high five tackles against San Francisco (10/8), then played in the next two games, suffering a knee injury against Jacksonville (10/22).

Malik Hooker, cont.

COLLEGE:

- Started 13 of the 26 games he played as a safety at Ohio State, helping lead the Buckeyes to a 2015 Fiesta Bowl win and an appearance in the 2016 College Football Playoff.
- Ended his collegiate career with 84 tackles, 5.5 for loss, a half sack, seven interceptions - three returned for touchdowns - and 11 breakups.
- Led the nation with three interceptions returned for touchdowns as a sophomore in 2016, ranked second with 181 interception return yards and third with seven interceptions. Named first-team All-America and was a Thorpe Award semifinalist, starting all 13 games, adding 74 tackles, 5.5 for loss and half a sack.
- Played in all 13 games, including the Fiesta Bowl in 2015 as a redshirt freshman.
- Redshirted as a true freshman in 2014.

PERSONAL:

- Played two seasons of football as a wide receiver and cornerback at New Castle, Pa., High School, helping his squad to the state playoffs as a senior in 2013.
- Was a Division I basketball recruit after winning consecutive league championships as a sophomore and junior.

HOOKER'S NFL TOTALS

Year Team	GP-GS	DEFENSE							INTERCEPTIONS					FUMBLES REC						
		ST	AT	TT	Sks-Yds	Tkl/Ls	QB Prs	PBU	FF	No	Yds	Avg	Lg	TD	No	Yds	Avg	Lg	TD	
2017 Indianapolis	7-6	15	6-	21	0.0(0)	0(0)	0	4	0	3	73	24.3	32	0	0	0	0.0	0	0	
2018 Indianapolis	14-14	30	14-	44	0.0(0)	0(0)	0	4	0	2	34	17.0	27	0	1	0	0.0	0	0	
2019 Indianapolis	13-13	30	21-	51	0.0(0)	1(-3)	0	3	0	2	39	19.5	26	0	1	3	3.0	3	0	
2020 Indianapolis	2-2	5	2-	7	0.0(0)	0(0)	0	0	0	0	0	0.0	0	0	0	0	0.0	0	0	
Totals	36-35	80	43-	123	0.0(0)	1(-3)	0	11	0	7	146	20.9	32	0	2	3	1.5	3	0	
Playoffs																				
2018 Indianapolis	1-1	1	1-	2	0.0(0)	0(0)	0	0	0	0	0	0.0	0	0	0	0	0.0	0	0	

ADDITIONAL STATISTICS
Special Teams Tackles – 2017 (1-0-1).

SINGLE-GAME HIGHS
Total Tackles – 12 at New England, 10/4/18

HOOKER'S CAREER GAME-BY-GAME DEFENSE

2017 (Indianapolis)

Game	ST	AT	TT	INTs				
				Tkl/Ls	PBU	No/Yds	Lg	TD
L-@ LAR 9/10	2	1-	3					
L-Ari 9/17	1	1-	2			1/32	32	0
W-Cle 9/24	2	1-	3			1/12	12	0
L-@ Sea 10/1	1	2-	3			1/29	29	0
W-SF 10/8	4	1-	5					
L-@ Ten 10/16	3	0-	3		1			
L-Jac 10/22	2	0-	2					
L-@ Cin 10/29						RESERVE/INJURED-Knee		
W-@ Hou 11/5						RESERVE/INJURED-Knee		
L-Pit 11/12						RESERVE/INJURED-Knee		
L-Ten 11/26						RESERVE/INJURED-Knee		
L-@ Jac 12/3						RESERVE/INJURED-Knee		
L-@ Buf 12/10						RESERVE/INJURED-Knee		
L-Den 12/14						RESERVE/INJURED-Knee		
L-@ Bal 12/23						RESERVE/INJURED-Knee		
W-Hou 12/31						RESERVE/INJURED-Knee		
Totals	15	6-	21	4	3/73	32	0	0

2018 (Indianapolis)

Game	ST	AT	TT	INTs				
				Tkl/Ls	PBU	No/Yds	Lg	TD
L-Cin 9/9	4	0-	4					
W-@ Was 9/16	1	0-	1					
L-@ Phi 9/23	6	0-	6		1			
L-Hou 9/30	2	0-	2					
L-@ NE 10/4	4	8-	12					
L-@ NYJ 10/14	1	0-	1			1/27	27	0
W-Buf 10/21	0	1-	1					
W-@ Oak 10/28						INACTIVE/INJURED-Hip		
W-Jac 11/11	4	0-	4					
W-Ten 11/18						INACTIVE/INJURED-Hip		
W-Mia 11/25	1	1-	2					
L-@ Jac 12/2								
W-@ Hou 12/9	1	0-	1					
W-Dal 12/16	0	1-	1					
W-NYG 12/23	4	2-	6			1/7	7	0
W-@ Ten 12/30	2	1-	3		1			
Totals	30	14-	44	4	2/34	27	0	0
Playoffs								
W-@ Hou 1/5/19	1	1-	2					
L-@ KC 1/12/19						INACTIVE/INJURED-Hip		
Totals	1	1-	2					

2019 (Indianapolis)

Game	ST	AT	TT	INTs				
				Tkl/Ls	PBU	No/Yds	Lg	TD
L-@ LAC 9/8	4	1-	5		1	1/26	26	0
W-@ Ten 9/15	3	0-	3					
W-Atl 9/22	1	1-	2					
L-Oak 9/29						INACTIVE/INJURED-Knee		
W-@ KC 10/6						INACTIVE/INJURED-Knee		
W-Hou 10/20						INACTIVE/INJURED-Knee		
W-Den 10/27	3	2-	5					
L-@ Pit 11/3	3	2-	5	1(-3)				
L-Mia 11/10	1	2-	3					
W-Jac 11/17	0	3-	3		1			
L-@ Hou 11/21	2	5-	7					
L-Ten 12/1	1	3-	4					
L-@ TB 12/8	9	1-	10		1	1/13	13	0
L-@ NO 12/16	1	1-	2					
W-Car 12/22	2	0-	2					
L-@ Jac 12/29								
Totals	30	21-	51	1(-3)	3	2/39	13	0

2020 (Indianapolis)

Game	ST	AT	TT	INTs				
				Tkl/Ls	PBU	No/Yds	Lg	TD
L-@ Jac 9/13	3	2-	5					
W-Min 9/20	2	0-	2					
W-NYJ 9/27						RESERVE/INJURED-Achilles		
W-@ Chi 10/4						RESERVE/INJURED-Achilles		
L-@ Cle 10/11						RESERVE/INJURED-Achilles		
W-Cin 10/18						RESERVE/INJURED-Achilles		
W-@ Det 11/1						RESERVE/INJURED-Achilles		
L-Bal 11/8						RESERVE/INJURED-Achilles		
W-@ Ten 11/12						RESERVE/INJURED-Achilles		
W-GB 11/22						RESERVE/INJURED-Achilles		
L-Ten 11/29						RESERVE/INJURED-Achilles		
W-@ Hou 12/6						RESERVE/INJURED-Achilles		
W-@ LV 12/13						RESERVE/INJURED-Achilles		
W-Hou 12/20						RESERVE/INJURED-Achilles		
L-@ Pit 12/27						RESERVE/INJURED-Achilles		
W-Jac 1/3/21						RESERVE/INJURED-Achilles		
Totals	5	2-	7					
Playoffs								
L-@ Buf 1/9/21						RESERVE/INJURED-Achilles		