



NEWS RELEASE

ONE COWBOYS WAY ★ FRISCO, TEXAS 75034 ★ P:972.497.4959 ★ WWW.DALLASCOWBOYS.COM

REGULAR SEASON GAME #16 - SATURDAY, DECEMBER 30, 2023
DALLAS COWBOYS VS. DETROIT LIONS
AT&T STADIUM - ARLINGTON, TX - 7:15 P.M. (CST)



ESPN/WFAA 8 DFW

PxP: Joe Buck
Analyst: Troy Aikman
Sideline: Lisa Salters



KRLD-FM 105.3 THE FAN

PxP: Brad Sham
Analyst: Babe Laufenberg
Sideline: Kristi Scales



KMVK-FM 107.5

PxP: Victor Villalba
Analyst: Luis Perez
Sideline: Carlos Nava



COMPASS MEDIA

PxP: Kevin Ray
Analyst: Danny White



Westwood One WESTWOOD ONE RADIO

PxP: Ted Emrich
Analyst: Mike Mayock

★ COWBOYS PR ON TWITTER ★

The official Twitter account of the Dallas Cowboys Public Relations team (@DallasCowboysPR) will provide pertinent stats, information, transactions, game updates and more throughout the week and on gameday. Follow us for the most up-to-date info related to the Cowboys organization.



QUICK FACTS:
DALLAS COWBOYS (10-5)
vs.
DETROIT LIONS (11-4)

Regular Season Series Record:
Dallas leads 16-11

Last Meeting:
@ Dallas 24, Detroit 6, Oct. 23, 2022

Last Meeting in Dallas:
Dallas 24, Detroit 6, Oct. 23, 2022

Last Cowboys Win:
@ Dallas 24, Detroit 6, Oct. 23, 2022

Series Streak:
Dallas has won the last four meetings.



★ THIS WEEK'S SCHEDULE ★

Tuesday, Dec. 26
10:45 a.m. Locker room open
3:30 p.m. Coach McCarthy press conference

Wednesday, Dec. 27
11:05 a.m. Coach McCarthy press conference
12:00 p.m. Practice (first portion open)
1:40 p.m. Locker room open

Thursday, Dec. 28
12:30 p.m. Coach McCarthy conference call

Friday, Dec. 29
No availability

Saturday, Dec. 30
7:15 p.m. Kickoff against the Detroit Lions

PUBLIC RELATIONS CONTACTS

Tad Carper.....972-497-4953.....tcarper@dallascowboys.net
 Scott Agulnek.....972-497-4956..... sagulnek@dallascowboys.net
 Joe Trahan.....972-497-4552.....jtrahan@dallascowboys.net
 Dave Abbruzese972-497-4355.. dabbruzese@dallascowboys.net
 Bronte Hermesmeier .972-497-4252.. bhermesmeier@dallascowboys.net
 Sara Littlejohn.....972-497-4803.....slittlejohn@dallascowboys.net
 Emily Robbins.....972-497-4359.....erobbins@dallascowboys.net
 Whitney Faulkner....972-497-4955..... wfaulkner@dallascowboys.net
 Allie Christmann972-497-4259.. achristmann@dallascowboys.net

★ BY THE NUMBERS ★

141 Along with extending his NFL record of field goals made without a miss to 33, Brandon Aubrey leads the NFL with 141 points scored in 2023, which are also the most kicking points scored in a season in Cowboys history.

39.9 Dallas is averaging a league high 39.9 points-per-game at home in 2023, which is currently the third-highest home scoring average since the NFL merger, trailing only New Orleans (41.1; 2011) and Green Bay (40.1; 2011).

5k CeeDee Lamb surpassed 5,000 career scrimmage yards last week, becoming the sixth wide receiver in NFL history to reach 5,000 scrimmage yards in his first four seasons, joining Jerry Rice, Torry Holt, Randy Moss, Michael Thomas and Justin Jefferson.

★ DALLAS COWBOYS OMG ★

The Dallas Cowboys website can be found at www.NFLOMG.com. Please follow the link and click on the Cowboys logo to access the team's page.

The Cowboys site contains the complete 2023 Media Guide, all weekly game notes and packets, player bios and rosters, Cowboys staff information and bios, weekly flip cards, a game tracker, all team and individual records and statistics, historical information, daily press releases and much more.

username: cowboysguest
password: cowboys2023

★ TABLE OF CONTENTS ★

- Radio and TV broadcast info 1
- Dallas Cowboys media schedule 1
- Dallas Cowboys OMG info..... 1
- Cowboys PR contact info..... 1
- Dallas Cowboys 2023 schedule..... 2
- This Week's Uniform Matchup 2
- 2023 Team Captains 2
- Jimmy Johnson Ring of Honor..... 3
- What to watch for 4
- Mike McCarthy Facts and Figures 5
- 2023 Coaching Staff 5
- Mike McCarthy coaching record 6
- Head coach bios 6
- 2023 NFL Weekly Awards/Winning Tradition 7
- Series history 8
- AT&T Stadium stats and figures 9
- A Championship Tradition 10
- Pro Bowl Numbers..... 10
- Individual Notes 11-26
- Dak Prescott..... 11-15
- CeeDee Lamb 16-18
- Jake Ferguson..... 18
- Tony Pollard..... 19
- Offensive Notes..... 20-21
- Secondary Notes..... 22
- Micah Parsons..... 23-24
- Defensive Notes..... 24-25
- Special Teams Notes..... 26
- Unofficial Depth Chart..... 27
- Pronunciation Guide 28
- Alphabetical Roster..... 28
- Numerical Roster 29
- Positional Roster..... 30
- How The Cowboys Were Built 31
- Contract Status 32
- Contract Analysis 33
- When The Cowboys Were Built 34
- Transactions by Date 34
- Transactions by Player 35
- Team and Individual Stats..... 36-45
- 2023 Regular Season Stats 37
- 2023 Defensive Stats 38
- Misc. Stats 39-45
- Non-Media Guide Bios..... 46-49
- Updated Player Bios 50-70

★ UNIFORM MATCHUP ★

Below is this week's uniform matchup between the Dallas Cowboys vs. Detroit Lions:



★ 2023 TEAM CAPTAINS ★

The Dallas Cowboys select three team captains weekly throughout the season, as chosen by the team prior to that week's game. Below are the captains from each week of the 2023 season:

2023 Dallas Cowboys Captains

Week 1 - at N.Y. Giants Offense Tony Pollard Defense DeMarcus Lawrence Special Teams ... C.J. Goodwin	Week 2 - vs. N.Y. Jets Offense CeeDee Lamb Defense Osa Odighizuwa Special Teams .. Juanyeh Thomas
Week 3 - at Arizona Offense Tyron Smith Defense Leighton Vander Esch Special Teams ... Peyton Hendershot	Week 4 - vs. New England Offense Brandin Cooks Defense Malik Hooker Special Teams .. Markquese Bell
Week 5 - at San Francisco Offense Dak Prescott Defense DaRon Bland Special Teams ... Bryan Anger	Week 6 - at LA Chargers Offense Zack Martin Defense Micah Parsons Special Teams .. Malik Jefferson
Week 8 - vs. LA Rams Offense Jake Ferguson Defense Jayron Kearsae Special Teams ... Trent Sieg	Week 9 - at Philadelphia Offense Tyler Biadasz Defense Donovan Wilson Special Teams .. Sam Williams
Week 10 vs. N.Y. Giants Offense Tyler Smith Defense Damone Clark Special Teams ... Israel Mukuamu	Week 11 at Carolina Offense Rico Dowdle Defense Stephon Gilmore Special Teams .. Nahshon Wright
Week 12 vs. Washington Offense Michael Gallup Defense Dorance Armstrong Special Teams ... Sean McKeon	Week 13 vs. Seattle Offense Terence Steele Defense Johnathan Hankins Special Teams.. Chauncey Golston
Week 14 vs. Philadelphia Offense Jalen Tolbert Defense Jourdan Lewis Special Teams ... KaVontae Turpin	Week 15 at Buffalo Offense Brock Hoffman Defense Markquese Bell Special Teams.. Bryan Anger
Week 16 at Miami Offense Cooper Rush Defense Dante Fowler Special Teams ... Trent Sieg	

2023 DALLAS COWBOYS SCHEDULE

DATE	REGULAR SEASON (TV)	KICKOFF (CT)
Sun., Sept. 10	@ N.Y. Giants (NBC)	W, 40-0
Sun., Sept. 17	N.Y. JETS (CBS)	W, 30-10
Sun., Sept. 24	@ Arizona (FOX)	L, 16-28
Sun., Oct. 1	NEW ENGLAND (FOX)	W, 38-3
Sun., Oct. 8	@ San Francisco (NBC)	L, 10-42
Mon., Oct. 16	@ LA Chargers (ESPN)	W, 20-17
Sun., Oct. 22	BYE	
Sun., Oct. 29	LA RAMS (FOX)	W, 43-20
Sun., Nov. 5	@ Philadelphia (FOX)	L, 23-28
Sun., Nov. 12	N.Y. GIANTS (FOX)	W, 49-17
Sun., Nov. 19	@ Carolina (FOX)	W, 33-10
Thurs., Nov. 23	WASHINGTON (CBS)	W, 45-10
Thurs., Nov. 30	SEATTLE (Prime Video)	W, 41-35
Sun., Dec. 10	PHILADELPHIA (FOX)	W, 33-13
Sun., Dec. 17	@ Buffalo (FOX)	L, 10-31
Sun., Dec. 24	@ Miami (FOX)	L, 20-22
Sat., Dec. 30	DETROIT (ESPN/ABC)	7:15 p.m.
Sat/Sun., Jan. 6/7	@ Washington (TBD)	TBD

Home Games in BOLD



Jerry Jones Announces Jimmy Johnson To Be Enshrined In The Dallas Cowboys Ring Of Honor

Dallas Cowboys Owner, President and General Manager Jerry Jones announced the induction of Jimmy Johnson to the club’s storied Ring of Honor on Sunday. Johnson will become the 24th Dallas Cowboy to be enshrined in the Ring of Honor in a celebration at halftime of the Dec. 30 game at AT&T Stadium against Detroit.

Johnson, who was inducted into the Pro Football Hall of Fame on Aug. 7, 2021, was named the first Cowboys head coach under then new owner Jerry Jones in 1989. In five seasons with the Cowboys, Johnson guided the team to two Super Bowl championships. In his first season in Dallas, Johnson’s team finished 1-15, then 7-9 in 1990 before making a return to the playoffs with an 11-5 finish in 1991. Johnson was named NFL Coach of the Year by the Associated Press following the 1990 season. Johnson’s 1992 team finished with a franchise-record 13 wins en route to the NFC Conference Championship and subsequent return to the Super Bowl, capping the season with a 52-17 win over the Bills in Super Bowl XXVII. The following season, Dallas returned to the Super Bowl, after ending the year with a 12-4 record, earning a rematch with the Bills in Super Bowl XXVIII. Dallas won its fourth championship, handing Buffalo a 30-13 loss. Johnson compiled a 44-36 regular season record (.550 winning percentage) and a 7-1 postseason mark with the Cowboys. He coached 10 Pro Bowlers who earned a combined 22 Pro Bowls in his five seasons with the club. Five of his players became Hall of Famers following their careers: Troy Aikman, Larry Allen, Charles Haley, Michael Irvin and Emmitt Smith.

Dallas Cowboys Ring of Honor Members (year enshrined)

- Troy Aikman (2005)*
- Larry Allen (2011)*
- Gil Brandt (2018)*
- Tony Dorsett (1994)*
- Charles Haley (2011)*
- Cliff Harris (2004)*
- Bob Hayes (2001)*
- Chuck Howley (1977)*
- Michael Irvin (2005)*
- Jimmy Johnson (2023)*
- Lee Roy Jordan (1989)
- Tom Landry (1993)*

- Bob Lilly (1975)*
- Don Meredith (1976)
- Drew Pearson (2011)*
- Don Perkins (1976)
- Mel Renfro (1981)*
- Tex Schramm (2003)*
- Emmitt Smith (2005)*
- Roger Staubach (1983)*
- DeMarcus Ware (2023)*
- Randy White (1994)*
- Darren Woodson (2015)
- Rayfield Wright (2004)*

★ WHAT TO WATCH FOR IN WEEK 17 ★

3

BRANDIN COOKS

- * Brandin Cooks is second on the team with six receiving touchdowns in 2023. With one more touchdown, Cooks will tally his most receiving touchdowns in a season since his seven touchdown grabs in 2017 while with New England.

4

DAK PRESCOTT

- * Dak Prescott is fifth in the NFL with 3,892 passing yards. With 108 passing yards, Prescott will record his third career season with 4,000 passing yards, which would be second in franchise history behind Tony Romo (four seasons).
- * Prescott currently has a 104.2 passer rating in 2023, good for third in the NFL. His single-season career-high in passer rating was 104.9 as a rookie in 2016.

11

MICAH PARSONS

- * With a half sack on Saturday, Micah Parsons will reach 40.0 career sacks. He would become the fifth NFL player since 1982 with at least 40.0 career sacks in his first three NFL seasons, joining Reggie White (52.0), Derrick Thomas (43.5), Aldon Smith (42.0) and Dwight Freeney (40.0).
- * Parsons, who has 13.0 sacks in 2023, needs 1.0 sack against Detroit to tally a single-season career-high of 14.0 sacks. His previous career-best sack total was 13.5 in 2022.

17

BRANDON AUBREY

- * Brandon Aubrey has made 33 field goals in 2023 and needs two more to set the single-season franchise record.
- * Aubrey's 141 kicking points are the most kicking points in a season in franchise history. He needs nine points to tie Emmitt Smith (150) for the most points scored by any player in Cowboys history.
- * Aubrey has made eight field goals from 50-plus yards in 2023, and he needs one more make from 50-plus yards to tie Brett Maher (nine in 2022) for the single-season franchise record.

87

JAKE FERGUSON

- * Ferguson (833) needs 26 yards to pass Billy Joe Dupree (858) for the second-most receiving yards by a Cowboys tight end in his first two seasons. Jason Witten had the most with 1,327 receiving yards in his first two seasons.

88

CEEDEE LAMB

- * CeeDee Lamb leads the NFL with 109 receptions in 2023 and needs three catches on Saturday to pass Michael Irvin (111 in 1995) for the most receptions in a season in Cowboys history.
- * Lamb's 1,424 receiving yards rank second in the NFL in 2023 and are third in single-season franchise history. He needs 100 receiving yards to pass Michael Irvin (1,523 in 1991) for the second-most receiving yards in a season in team history.
- * Lamb has recorded a touchdown in seven straight games, the longest active streak in the NFL. With a touchdown against the Lions, Lamb would become the first Cowboys receiver to record a touchdown in eight consecutive games. With a touchdown reception, Lamb would also set a career-high in touchdown catches (10). The last Cowboys player with double-digit touchdown receptions in a season was Dez Bryant (16) in 2014.

DALLAS COWBOYS



- * The Dallas Cowboys are 7-0 at AT&T Stadium in 2023. With a win on Saturday, it will mark just the third time in franchise history that Dallas went 8-0 at home, joining the 1980 and 1981 teams.
- * Dallas has scored at least 30 points in each of its seven home games this season, the most 30-point games at home in NFL history.
- * The Cowboys (279) need 13 points on Saturday to set the franchise record for most points scored at home in a season. The 2021 Dallas team currently holds the record with 291 points at home.
- * The Cowboys have an NFL-high 44 10-play drives in 2023. With two more 10-play drives in 2023, Dallas will have the most 10-play drives among any NFL team since at least 1995. Pittsburgh currently has the most with 45 10-play drives in 2022.

★ COWBOYS & AT&T ★



As the title sponsor for the December 30th game against the Detroit Lions, AT&T will highlight the 2023 She's Connected by AT&T Small Business winner Tia Javier, owner of Bilinguatherapy. Out of over 6K applicants, Tia's small business was selected to receive a \$20,000 grant, a year of service from AT&T, and her very own She's Connected episode. Tia will be recognized pre-game with a check presentation along with Charlotte Jones, Executive Vice President and Chief Brand Officer of the Dallas Cowboys, and Michelle Jordan, Chief Diversity Officer of AT&T. During the first half, there will be a live shot of the AT&T Title Night Suite on the video board to highlight Tia Javier along with She's Connected by AT&T alumna 2023 WNBA Champions, Coach Becky Hammon and 2x WNBA MVP A'Ja Wilson.

MIKE McCARTHY

Head Coach

Baker University
Head Coach: 17th Year • NFL: 30th Year • Cowboys: 4th Year



DALLAS COWBOYS

DALLAS COWBOYS DA

★ WINNING HEAD COACH ★

The Dallas Cowboys named Mike McCarthy the ninth head coach in franchise history on Jan. 5, 2020. Along with 13 years of head coaching experience and 13 additional years as an assistant coach in the NFL, McCarthy came to Dallas with a 125-77-2 regular season coaching record - all with the Green Bay Packers (2006-18).

After a 40-25 record in his fourth season with Dallas, he owns the fifth-most wins (18th all-time) and seventh-highest winning percentage (.617) among qualifying active NFL coaches. His teams have qualified for the postseason 12 times, won six NFC North Division titles and one NFC East title, made four NFC Championship Game appearances and took home a Super Bowl XLV championship.

Most Regular Season Wins by Active Head Coach

Coach	Years	Won	Loss	Tied	Pct
Bill Belichick.....	1991-2023	302	163	0	.649
Andy Reid.....	1999-2023	256	144	1	.640
Mike Tomlin.....	2007-2023	171	100	2	.630
Pete Carroll.....	1994-2023	169	119	1	.587
Mike McCarthy.....	2006-2023	165	102	2	.617
Sean Payton.....	2006-2023	159	97	0	.621
John Harbaugh.....	2008-2023	159	98	0	.619

★ 2023 ASSISTANT COACHES ★

(S) Sideline; (B) Booth OFFENSE

Brian Schottenheimer (S).....	Offensive Coordinator
Jeff Blasko (B).....	Run Game Coord./Running Backs
Ramon Chinyoung Sr. (B).....	Quality Control/Asst. Offensive Line
Ryan Feder (B).....	Offensive Asst./Game Management
Will Harriger (B).....	Quality Control/Offensive Asst.
Evan Harrington (S).....	Offensive Assistant
Chase Haslett (B).....	Assistant Tight Ends
Robert Prince (S).....	Wide Receivers
Mike Solari (S).....	Offensive Line
Scott Tolzien (B).....	Quarterbacks
Lunda Wells (S).....	Tight Ends

DEFENSE

Dan Quinn (B).....	Defensive Coordinator
Aden Durde (S).....	Defensive Line
Sharrif Floyd (S).....	Quality Control/Asst. Defensive Line
Al Harris (S).....	Defensive Backs
Cannon Matthews (S).....	Asst. Defensive Backs
Scott McCurley (S).....	Linebackers
Pete Ohnegian (B).....	Quality Control/Defensive Asst.
Eric Simonelli (B).....	Quality Control/Analytics
Darian Thompson (B).....	Quality Control/Asst. Linebackers
Joe Whitt Jr. (B).....	Secondary/Defensive Pass Game Coord.

SPECIAL TEAMS

John Fassel (S).....	Special Teams Coordinator
Rayna Stewart (B).....	Asst. Special Teams

STRENGTH AND CONDITIONING

Harold Nash Jr. (S).....	Strength and Conditioning Coordinator
Cedric Smith (S).....	Asst. Strength and Conditioning
Kendall Smith (S).....	Asst. Strength and Conditioning

★ TOP OF THE LINE ★

In 2023 Mike McCarthy has the Cowboys ranked at the top of the league in several key categories:

1st	10-Play Drives (44)
2nd	Points-Per-Game (30.1)
6th	Yards-Per-Game (366.2)

+8 Turnover Differential - T-4th in the NFL

★ McCARTHY'S RECORD WHEN... ★

Below is a look at Mike McCarthy's head coaching record under several different circumstances:

Regular season.....	165-102-2
Postseason.....	11-10
Overall.....	176-112-2

	Regular	Post
September.....	36-20-1	
October.....	44-20	
November.....	33-37-1	
December.....	47-21	
January.....	5-4	10-10
February.....		1-0
Playing at home.....	97-35-2	5-4
Playing on the road.....	67-67	6-6
Playing at AT&T Stadium.....	25-8	2-1
Playing in prime time.....	41-35	4-1
Thursday.....	15-8	
Saturday.....	3-1	3-2
Sunday.....	136-82-2	7-8
Monday.....	11-10	1-0
Tuesday.....	0-1	
Playing against the NFC East.....	31-17	5-2
Playing against the rest of the NFC.....	113-67-2	5-8
Playing against the AFC.....	40-30	1-0
Playing on grass surface.....	103-61-2	8-7
Playing on artificial surface.....	62-42	3-3
Post Bye.....	12-5	
Post Bye Home.....	5-1	
Post Bye Road.....	7-4	
When scoring 30-plus points.....	95-10	7-2
When team scores first.....	116-37-2	5-2
When team leads at halftime.....	129-23-1	10-2

★ McCARTHY'S HEAD COACHING RECORD AND COACHING EXPERIENCE ★

Year	Team	Regular Season				Result	Postseason			Result	McCarthy vs. NFL (Reg. Season)				
		W	L	T	Pct.		W	L	Pct.		Team	W	L	T	PCT.
2006	Green Bay	8	8	0	.500	2nd NFC North					Arizona	3	5	0	0.375
2007	Green Bay	13	3	0	.813	1st NFC North	1	1	.500	NFC Championship Game	Atlanta	5	4	0	0.556
2008	Green Bay	6	10	0	.375	3rd NFC North					Baltimore	2	2	0	0.500
2009	Green Bay	11	5	0	.688	2nd NFC North	0	1	.000	Wild Card Game	Buffalo	2	3	0	0.400
2010	Green Bay	10	6	0	.625	2nd NFC North	4	0	1.000	Super Bowl XLV	Carolina	5	3	0	0.625
2011	Green Bay	15	1	0	.938	1st NFC North	0	1	.000	Divisional Game	Chicago	19	7	0	0.731
2012	Green Bay	11	5	0	.688	1st NFC North	1	1	.500	Divisional Game	Cincinnati	3	2	0	0.600
2013	Green Bay	8	7	1	.531	1st NFC North	0	1	.000	Wild Card Game	Cleveland	3	1	0	0.750
2014	Green Bay	12	4	0	.750	1st NFC North	1	1	.500	NFC Championship Game	Dallas	5	3	0	0.625
2015	Green Bay	10	6	0	.625	2nd NFC North	1	1	.500	Divisional Game	Denver	2	2	0	0.500
2016	Green Bay	10	6	0	.625	1st NFC North	2	1	.667	NFC Championship Game	Detroit	19	7	0	0.731
2017	Green Bay	7	9	0	.438	3rd NFC North					Green Bay	0	1	0	0.000
2018	Green Bay	4	7	1	.375						Houston	3	1	0	0.750
2020	Dallas	6	10	0	.375	3rd NFC East					Indianapolis	2	2	0	0.500
2021	Dallas	12	5	0	.714	1st NFC East	0	1	.000	Wild Card Game	Jacksonville	2	2	0	0.500
2022	Dallas	12	5	0	.714	2nd NFC East	1	1	.500	Divisional Game	Kansas City	2	2	0	0.500
2023	Dallas	10	5	0	.667						LA Chargers	5	0	0	1.000
											LA Rams	7	3	0	0.700
											Las Vegas	3	1	0	0.750
											Miami	3	2	0	0.600
											Minnesota	18	9	2	0.667
											New England	3	3	0	0.500
											New Orleans	3	4	0	0.429
											N.Y. Giants	11	3	0	0.786
											N.Y. Jets	3	1	0	0.750
											Philadelphia	9	5	0	0.643
											Pittsburgh	0	4	0	0.000
											San Francisco	6	3	0	0.667
											Seattle	6	5	0	0.545
											Tampa Bay	3	4	0	0.429
											Tennessee	2	2	0	0.500
											Washington	6	6	0	0.500
											Totals	165	102	2	0.617

Year	Position, Team
1987-88	Graduate Assistant, Fort Hays State
1989-91	Graduate Assistant, Pittsburgh
1992	Wide Receivers, Pittsburgh
1993-94	Offensive Quality Control, Kansas City Chiefs
1995-98	Quarterbacks, Kansas City Chiefs
1999	Quarterbacks, Green Bay Packers
2000-04	Offensive Coordinator, New Orleans Saints
2005	Offensive Coordinator, San Francisco 49ers
2006-18	Head Coach, Green Bay Packers
2020-23	Head Coach, Dallas Cowboys

★ HEAD COACHES ★

MIKE McCARTHY (165-102-2, 17th Year, 40-25 with Dallas)

The Dallas Cowboys named Mike McCarthy the ninth head coach in franchise history on Jan. 8, 2020, and he has led the franchise to three consecutive playoff appearances for the first time since 1991-96. He also won 12 games in each of the last two seasons, the first time Dallas posted consecutive seasons with 12-plus wins since 1994-95.

McCarthy is in his 17th year as a head coach - 13 with Green Bay and four with Dallas - along with 13 years as an assistant coach in the NFL, including six as an offensive coordinator.

As a head coach, McCarthy has racked up a 165-102-2 regular season coaching record, and he owns the fifth-most wins (18th all-time) among active NFL coaches. His teams have qualified for the postseason 12 times, won six NFC North Division titles, one NFC East title, made four NFC Championship Game appearances and took home a Super Bowl XLV championship held at AT&T Stadium in Arlington, Texas, following the 2010 NFL season.

In 2022 McCarthy led the charges of a team that finished 12-5 for the second straight season to mark the first time in his career and the first time for Dallas since 1994-95 to record consecutive 12-plus win seasons. En route to the team's second straight playoff berth (first time since 2006-07), the Dallas offense finished third in the league in points (467, fourth in points-per-game) while the defense led the league in takeaways for the second consecutive season.

During his time in Green Bay, McCarthy was known as a prolific offensive mind and the primary play-caller for the Packers. McCarthy's offense finished fourth in the NFL in total offense and third in points-per-game through his 14-year stint with the club.

McCarthy is only the fourth head coach in NFL history to lead a single franchise to eight-or-more consecutive playoff appearances, joining Tom Landry, Chuck Noll and Bill Belichick. Those eight appearances from 2009-16 were more than the rest of the NFC North Division combined over that span (Minnesota, three; Detroit, three; Chicago, one).

McCarthy's nine playoff appearances overall are the most by a Packers coach since the NFL postseason began in 1933, and he guided the Packers to a franchise-record fourth consecutive division title in 2014. With the victory over Dallas in the 2016 playoffs, McCarthy surpassed Vince Lombardi and Mike Holmgren for the most playoff victories in team history (10).

DAN CAMPBELL (28-32-1, 4th Year, 23-25-1 with Detroit)

Dan Campbell, who is in his third year with Detroit, was named the Lions 28th head coach on Jan. 20, 2021, bringing 25 years of NFL experience (14 as a coach and 11 as a player) to one of the longest standing franchises in the NFL. Campbell also became the fifth former Lions player to be named head coach - first since Joe Schmidt in 1967.

In 2022 Campbell's Lions overcame a 1-6 start to finish 8-2 in the final 10 games of the season. They completed their season 9-8, narrowly missing the playoffs, with an offense that ranked in the top-five in several categories including total net yards (third; 6,460), total touchdowns (fourth; 54) and points scored (fifth; 453). Defensively, Detroit set an NFL record for most sacks by rookies (20.5) and its defensive rookie class ranked second in interceptions (7) and first in tackles for loss (26).

Prior to landing in Detroit, Campbell was the assistant head coach/tight ends coach for the New Orleans Saints from 2016-20. During his tenure with New Orleans, the club captured four NFC South division titles, ranked first in the NFL in points scored (2,361), touchdowns (277) and net yardage (31,147).

In 2015 Campbell became the Miami Dolphins interim head coach, where he took over a 1-3 Dolphins squad and led the club to victories in his first two games. The Dolphins finished 5-7 under Campbell that season.

Prior to taking over the interim role, Campbell coached the Dolphins tight ends in 2011, after initially joining the Dolphins in 2010 as a coaching intern.

Campbell entered the NFL coaching ranks following an 11-year playing career with the New York Giants (1999-2002), Dallas Cowboys (2003-05), Detroit Lions (2006-08) and New Orleans Saints (2009). Originally a third round selection by the Giants (1999), Campbell appeared in 114 total career games (76 starts) and caught 91 passes for 934 yards and 11 touchdowns. He was a member of the Giants team that appeared in Super Bowl XXXV.

A native of Clifton, Texas, Campbell was a four-year letterman at Texas A&M, where he majored in agricultural development. Campbell and his wife, Holly, have a son, Cody, and a daughter, Piper.

★ McCARTHY IN DECEMBER ★

Mike McCarthy has coached his teams to finish the regular season strong, posting a career record of 47-21 in the month of December, a winning percentage of .691 that is the seventh-best all-time winning percentage among head coaches (minimum 25 games):

All-Time Head Coach Winning Percentage in December

Coach	W	L	T	Win%
Vince Lombardi.....	21	4	2	.840
John Madden.....	21	7	0	.750
Bill Walsh.....	25	9	0	.735
Mike Sherman.....	19	7	0	.731
Joe Gibbs.....	43	18	0	.705
Andy Reid.....	74	32	0	.698
Mike McCarthy.....	47	21	0	.691

Since McCarthy arrived in 2020, Dallas is 12-4 in December, a .750 winning percentage that is tied for fourth in the NFL during that span:

Highest Winning Percentage in December - 2020-23

Team	W	L	T	Win%
Buffalo.....	13	2	0	.867
Green Bay.....	12	2	0	.857
Tampa Bay.....	12	3	0	.800
Dallas.....	12	4	0	.750
Kansas City.....	12	4	0	.750

★ WINNING TRADITION ★

The Dallas Cowboys currently own the league's highest all-time regular season winning percentage by current NFL teams:

Highest Win Percentage - NFL Regular Season

Team	W	L	T	Pct.
Dallas.....	560	413	6	.576
Green Bay.....	797	598	38	.571
Baltimore.....	255	193	1	.569
New England.....	541	431	9	.557
Chicago.....	792	633	42	.556
Miami.....	496	397	4	.555

* Since 1972, ties have been calculated as half-win and half loss. Prior to 1972 tie games were ignored in calculating a team's winning percentage. Ties since 1972: Dallas (0), Miami (1) Chicago (1), Green Bay (6).

★ ALL-TIME STAT COMPARISON ★

This week's match-up marks the 28th regular season game between Dallas and Detroit. Below is a brief look into the stats of the series:

TEAM TOTALS

	<u>Cowboys</u>	<u>Lions</u>
Wins.....	16	11
Points.....	735	515
Total Net Yards.....	9,607	7,988
Net Rushing Yards.....	3,393	2,827
Net Passing Yards.....	6,214	5,161

SINGLE-GAME TEAM-HIGHS

	<u>Cowboys</u>	<u>Lions</u>
Points.....	44 12/15/19	39 12/31/06
Total Net Yards.....	554 9/15/85	623 10/27/13
Net Rushing Yards.....	197 9/14/86	213 12/11/60
Net Passing Yards.....	452 9/15/85	480 10/27/13

SINGLE-GAME INDIVIDUAL HIGHS

	<u>Cowboys</u>	<u>Lions</u>
Passing Yards		
444 - D. Prescott 11/17/19		488 - M. Stafford 10/27/13
Rushing Yards		
152 - E. Elliott 9/30/18		194 - B. Sanders 9/14/94
Receiving Yards		
188 - D. Pearson 10/6/75		329 - C. Johnson 10/27/13

★ 2023 PLAYER AWARDS ★

The Dallas Cowboys have earned notable recognitions this season for their efforts, with several player of the week honors and four player of the month honors - including at least one in each facet of the game. Additionally, with both DaRon Bland and Micah Parsons each winning Player of the Month, it marked the first time in team history that two defensive players were named POTM in the same season.

Below is a breakdown of individual awards earned by Cowboys players in 2023:

NFC Offensive Player of the Week

CeeDee Lamb..... Week 10 vs. N.Y. Giants

NFC Offensive Player of the Month

Dak Prescott..... November

NFC Defensive Player of the Week

Micah Parsons..... Week 2 vs. N.Y. Jets
DaRon Bland..... Week 11 at Carolina

NFC Defensive Player of the Month

Micah Parsons..... September
DaRon Bland..... November

Special Teams Player of the Week

Brandon Aubrey..... Week 8 vs. LA Rams
Brandon Aubrey..... Week 14 vs. Philadelphia

Special Teams Player of the Month

Brandon Aubrey..... October


FedEx Air and Ground Players of the Week

Dak Prescott..... Week 10 vs. N.Y. Giants
Dak Prescott..... Week 12 vs. Washington

Dallas' 11 player awards this year are tied with the Houston Texans for the fourth-most in the NFL this season, trailing only San Francisco (15) Miami (13) and Houston (12).

★ MAN OF THE YEAR NOMINEE ★

Dallas Cowboys defensive end DeMarcus Lawrence was nominated by the club as the team's representative for the Walter Payton Man of the Year award, his first nomination of the award since entering the league in 2014.



Lawrence embodies positive character and a lifestyle of giving back since he first broke into the league in 2014. He consistently demonstrates empathy, compassion and a commitment to the well-being of others. In the past year, Lawrence has exhibited a strong commitment to community efforts - from donating his time and funds to support location non-profits, to being present for youth and serving as a positive role model.

"I'm proud I can represent the Cowboys and my family," Lawrence said. "It's such an honor. I mean, next thing now is to win it. Keep doing what I'm doing in the community, spreading love. That's what it's all about."

★ NFC EAST STANDINGS ★

Team	W	L	T	Home	Road	Div.	Con.	PF	PA
Philadelphia ...	11	4	0	6-1	5-3	4-1	7-3	392	366
Dallas	10	5	0	7-0	3-5	4-1	7-3	451	286
N.Y. Giants.....	5	10	0	3-3	2-7	2-3	4-6	214	371
Washington.....	4	11	0	1-5	3-6	0-5	2-8	309	453

★ PLAYER HIGHLIGHTS VS. DET ★

Brandin Cooks - WR

Notched 28 receptions for 367 yards (13.1 avg.) and a touchdown in five games against Detroit with New Orleans, LA Rams and Houston.

Michael Gallup - WR

Recorded 11 receptions for 193 yards (17.5 avg.) in three games against the Lions.

DeMarcus Lawrence - DE

Posted 16 tackles, 3.0 sacks for 21 yards, four quarterback pressures, one forced fumble and a fumble recovery in three games against Detroit.

Micah Parsons - LB

In his lone matchup against the Lions, recorded six tackles, 2.0 sacks for nine yards, two quarterback pressures and one forced fumble.

Tony Pollard - RB

Tallied 12 carries for 83 yards (6.9 avg.) in 2022.

Dak Prescott - QB

Boasts a perfect 4-0 record against Detroit, completing 80-of-118 passes (67.8%) for 1,118 yards and nine touchdowns with no interceptions.

★ 2023 STAT COMPARISON ★

	(league ranking)	
	<u>Cowboys</u>	<u>Lions</u>
Record	10-5	11-4
Scoring Avg. (NFL rank)	30.1 (2)	27.5 (5)
Opp. Scoring Avg. (NFL rank)	19.1 (5)	23.7 (24)
Total Off. (NFL rank)	366.2 (6)	394.1 (3)
Rushing Off. (NFL rank)	115.2 (12)	141.1 (3)
Passing Off. (NFL rank)	251.0 (6)	253.0 (5)
Total Def. (NFL rank)	299.7 (7)	325.5 (15)
Rushing Def. (NFL rank)	115.7 (19)	90.6 (4)
Passing Def. (NFL rank)	184.0 (5)	234.9 (23)
Kickoff Return Avg.	21.4 (21)	21.9 (18)
Punt Return Avg.	5.5 (32)	9.4 (12)
Turnover Margin	+8 (4t)	-2 (19t)
Penalties	108	87
Penalty Yards	910	788

★ DATING GAME ★

This week's game against the Detroit Lions is being played on December 30. In the 63 years of Cowboys football, there have been five games on Dec. 30. The Cowboys have a 2-3 record when playing on Dec. 30:

Date	Opp/ Loc.	Dal W/L	Score	Date	Opp/ Loc.	Dal W/L	Score
12/30/90	@Atl	L	7-26	12/30/12	@Was	L	18-28
12/30/01	SF	W	27-21	12/30/18	@NYG	W	36-35
12/30/07	@Was	L	6-27				

★ FIRST TIME, LAST TIME ★

The first time these two teams met, Dallas was looking to pull off its first win of its inaugural season. The season finale, played in Detroit on Dec. 11, 1960, would not provide the Cowboys with their first ever win as they fell to the Lions 14-23 in front of 43,272.

The last time these two teams met was Oct. 23, 2022. The Cowboys topped Detroit 24-6 at home in front of 93,487 fans at AT&T Stadium. Dak Prescott completed 19-of-25 passes for 207 yards and one touchdowns, while CeeDee Lamb caught four passes for 70 yards (17.5 avg) to give the Cowboys the Week 7 victory over the Lions.

★ SERIES HISTORY ★

Dallas and Detroit have squared off 30 times, including play-offs, with Dallas holding a 18-12 advantage. Detroit won the first meeting before Dallas rattled off six wins. The teams have faced each other three times in the playoffs with Dallas winning two. Below is a brief look into each game of the series:

Date	Loc.	Dal W/L	Score	Date	Loc.	Dal W/L	Score
12/11/60	Det	L	14-23	10/19/03	Det	W	38-7
10/13/63	Dal	W	17-14	10/31/04	Dal	W	31-27
9/15/68	Dal	W	59-13	11/20/05	Dal	W	20-7
12/26/70**	Dal	W	59-13	12/31/06	Dal	L	31-39
10/30/72	Dal	W	28-24	12/9/07	Det	W	28-27
10/6/75	Det	W	36-10	11/21/10	Dal	W	35-19
10/30/77	Dal	W	37-0	10/2/11	Dal	L	30-34
11/15/81	Det	L	24-27	10/27/13	Det	L	30-31
9/15/85	Det	L	21-26	1/4/15*	Dal	W	24-20
9/14/86	Det	W	31-7	12/26/16	Dal	W	42-21
11/8/87	Det	L	17-27	9/30/18	Dal	W	26-24
10/27/91	Det	L	10-34	11/17/19	Det	W	35-27
1/5/92**	Det	L	6-38	10/23/22	Dal	W	24-6
11/8/92	Det	W	37-3				
9/19/94	Dal	L(OT)	17-20				
1/6/02	Det	L	10-15				
11/3/02	Det	L	7-9				

* Wild Card Playoff Game

** Divisional Playoff Game

★ INSIDE THE SERIES HISTORY ★

The Cowboys and Lions first met in Dallas' inaugural season (1960). Since then, they have seen each other 29 more times, including three times in the playoffs.

In the 27 regular season games of the series there have been:

- * Thirteen games decided by double-digits
- * Eight games decided by three-or-more touchdowns
- * Twelve games decided by less than a touchdown
- * A six-game winning streak by Dallas
- * Two three-game losing streaks by Dallas
- * A 46-point win by Dallas - the second-largest margin of victory in team history - at Detroit (9/15/68)
- * A 24-point loss by Dallas at Detroit (10/27/91)
- * One overtime game - 17-20 in Dallas (9/19/94)
- * One shutout by Dallas - a 37-0 win (10/30/77)
- * Three playoff games - two wins by Dallas, one loss
- * One season opener
- * A 10-3 record for the Cowboys when playing in Dallas

★ PRIMETIME COWBOYS ★

The Dallas Cowboys will appear in their sixth and final primetime game of the 2023 regular season on Saturday against the Detroit Lions. Dallas is 4-1 in primetime bouts in 2023, with wins against the N.Y. Giants (9/10), LA Chargers (10/16), Seattle (11/30) and Philadelphia (12/10) and a loss to San Francisco (10/8).

Overall, Dallas has a 104-83 record in primetime games:

Cowboys All-Time Record in Primetime Games

Day	W	L
Sunday	40	39
Monday	50	35
Tuesday	0	1
Wednesday	1	0
Thursday	8	3
Saturday	5	5
Total	104	83

★ SATURDAY'S ARE FOR THE 'BOYS ★

In the 63-plus years of Dallas Cowboys football, the team has played on Saturday 46 times - including 15 playoff games. Dallas has a 25-21 record in Saturday games. The most recent Cowboys game on a Saturday was against the Philadelphia Eagles on Dec. 24, 2022 - a 40-34 Dallas victory that was broadcasted on FOX Sports.

Additionally, Dallas has played 10 primetime games on a Saturday, and the Cowboys are 5-5 on Saturday night games. Dallas' last Saturday night game was at Philadelphia on Jan. 8, 2022 - a 51-26 Cowboys win.

★ HOME IS WHERE THE TDS ARE ★

Dak Prescott has proven to be one of the top quarterbacks in the league when playing at home. Since he entered the league in 2016, Prescott's 134 total touchdowns (116 passing, 18 rushing) at AT&T Stadium are the most combined passing and rushing touchdowns at home during that span:

Most Passing and Rushing Touchdowns at Home - NFL Since 2016

Player	Gms	PasTD	RushTD	TotTD
Dak Prescott	57	116	18	134
Russell Wilson	60	124	7	131
Tom Brady.....	54	118	6	124
Kirk Cousins.....	60	115	7	122
Aaron Rodgers.....	53	114	7	121

Overall, Dallas has scored 227 touchdowns in 64 games at home versus 160 touchdowns in 65 games on the road since 2016. Dallas' 227 home touchdowns lead the NFL over that span:

Most Overall Touchdowns at Home Since 2016 - NFL

Team	Games	TD	TD/G	Pts/G
Dallas	64	227	3.55	30.3
New Orleans	64	205	3.20	27.4
Buffalo.....	65	198	3.05	25.8
Kansas City.....	65	193	2.97	26.0
Seattle.....	64	191	2.98	25.9
Green Bay.....	64	191	2.98	25.1

The Cowboys are averaging a league high 39.9 points-per-game at home in 2023.

★ HOME COOKING ★

Since AT&T Stadium opened in 2009, Dallas has posted a 73-47 regular season record at home. However, since 2016, the Cowboys have utilized their home field advantage, going 46-18 at AT&T Stadium, tied for the second-most home wins in the NFL since 2016:

NFL Team Home Wins Since 2016

Team	Games	W	L	T	Win %
Kansas City.....	65	48	17	0	.738
Green Bay.....	64	46	17	1	.727
Dallas	64	46	18	0	.719
Baltimore.....	64	44	20	0	.688
Buffalo.....	65	44	21	0	.677
Pittsburgh.....	66	44	21	1	.674

★ DOMINATING POSSESSION ★

The Dallas Cowboys are 7-0 at AT&T Stadium in 2023. Six of the seven wins have come in dominating fashion, as Dallas has outscored its opponents 279-108 at home. The Cowboys have jumped on their opponents from the opening kickoff, as they did not trail for a single second at AT&T Stadium until Week 13 against Seattle:

Cowboys at AT&T Stadium - 2023

	Time
Leading	289:25
Tied	56:32
Trailing.....	28:07

★ HISTORIC AT HOME ★

In addition to an undefeated record at AT&T Stadium in 2023, Dallas is putting up historic numbers at home. Dallas has scored at least 30 points in each of its seven home games this season, becoming the first team in NFL history to score 30-plus points in each of its first seven home games:

Most 30-Point Games at Home in a Season - NFL History

Team, Season	Gms	PtDiff
Dallas Cowboys, 2023	7	+171
Tampa Bay Buccaneers, 2021	6	+114
New England Patriots, 2007.....	6	+141

The Cowboys scored at least 40 points in four consecutive home games (LAR, 10/29 - Sea, 11/30), becoming the third team in the Super Bowl era with a four-game streak of 40-plus points, joining the 2014 Cincinnati Bengals and 2000 St. Louis Rams.

★ AT&T STADIUM RECORD... ★

The Dallas Cowboys are currently in their 15th season calling AT&T Stadium home. The Cowboys went 8-1 at home in 2022, the most home wins since the venue opened in 2009. Dallas' first game at the venue was on Sept. 20, 2009 - a 31-33 loss to the N.Y. Giants. The club's first win came a week later with a 21-7 decision over Carolina.

Dallas is 7-0 at AT&T Stadium in 2023, and they are currently on an 15-game win streak at home, the longest home win streak in the NFL. The last time Dallas won at least 15 straight home games was when they won 18 consecutive from 1979-81. The Cowboys also beat their first five home opponents by 20-plus points in 2023, the first team in NFL history to win their first five games by 20-or-more points. Below is a breakdown of the club's record at AT&T Stadium:

Regular season	73-47
Postseason	3-2
Overall	76-49

	Regular	Post
September	17-6	
October	17-14	
November	20-16	
December	17-9	
January	2-2	3-2
Playing at noon	24-10	
Playing at 3:30	28-23	1-2
Playing in prime time.....	21-14	2-0
Thursday	9-8	
Saturday.....	1-2	2-0
Sunday.....	59-32	1-2
Monday	4-5	
Fully closed stadium	49-28	3-2
Fully open stadium.....	12-11	
Roof open, doors closed	2-5	
Roof closed, doors open	10-3	
Playing against the NFC East.....	30-15	1-0
Playing against the NFC (non-NFC East).....	25-18	2-2
Playing against the AFC.....	18-13	

Team-by-team			Team				
Team	W	L	Pct	Team	W	L	Pct
Arizona.....	0	3	.000	Minnesota	1	1	.500
Atlanta.....	3	1	.750	New England	1	1	.500
Baltimore.....	1	0	1.000	New Orleans.....	2	2	.500
Buffalo.....	1	1	.500	N.Y. Giants.....	10	5	.667
Carolina	2	1	.667	N.Y. Jets.....	1	1	.500
Chicago.....	2	2	.500	Philadelphia	9	6	.600
Cincinnati.....	2	0	1.000	Pittsburgh.....	1	1	.500
Cleveland.....	1	1	.500	San Francisco.....	1	1	.500
Denver	0	2	.000	Seattle.....	3	2	.600
Detroit.....	4	1	.800	Tampa Bay.....	3	1	.750
Green Bay.....	0	3	.000	Tennessee.....	0	2	.000
Houston	2	0	1.000	Washington.....	11	4	.733
Indianapolis.....	2	0	1.000				
Jacksonville	1	1	.500	Postseason			
Kansas City.....	1	0	1.000	Detroit	1	0	1.000
LA Chargers.....	0	2	.000	Green Bay.....	0	1	.000
LA Rams.....	4	1	.800	Philadelphia	1	0	1.000
Las Vegas.....	2	1	.667	Seattle.....	1	0	1.000
Miami	2	0	1.000	San Francisco.....	0	1	.000

Most Single Season Wins at AT&T Stadium - Dallas Cowboys

Season	Wins	Consec. Wins	Home Record
2022.....	8	8	8-1
2023.....	7	7	7-0
2016.....	7	7	7-1
2018.....	7	4	7-1
2009.....	6	5	6-2

171

In seven home wins in 2023, Dallas has outscored its opponents 279-108 (+171), the highest point differential through seven home games in franchise history.

279

Dallas has scored 279 points in seven home games in 2023 (39.9 avg.), the most points scored in seven home games in Cowboys history.

★ THE DALLAS COWBOYS - A CHAMPIONSHIP TRADITION ★

SUPER BOWL CHAMPIONSHIPS

New England Patriots	6
Pittsburgh Steelers	6
DALLAS COWBOYS	5
San Francisco 49ers	5
Green Bay Packers	4
New York Giants	4
Denver Broncos	3
Kansas City Chiefs	3
Oakland Raiders	3
Washington Commanders	3

POSTSEASON GAMES

DALLAS COWBOYS ...	66
Pittsburgh Steelers	63
Green Bay Packers	61
New England Patriots	59
San Francisco 49ers	59
StL/LA Rams	53
Minnesota Vikings	52

SUPER BOWL APPEARANCES

New England Patriots	11
DALLAS COWBOYS	8
Pittsburgh Steelers	8
Denver Broncos	8
San Francisco 49ers	7
Green Bay Packers	5
Kansas City Chiefs	5
Miami Dolphins	5
New York Giants	5
Oakland Raiders	5
Washington Commanders	5

CONSEC. POSTSEASON APPEARANCES

New England Patriots (2009-19) ..	11
DALLAS COWBOYS (1975-83) ..	9
Indianapolis Colts (2002-10)	9
DALLAS COWBOYS (1966-73) ..	8
Pittsburgh Steelers (1972-79) ..	8
Los Angeles Rams (1973-80) ..	8
San Francisco 49ers (1983-90) ..	8

POSTSEASON VICTORIES

New England Patriots	37
DALLAS COWBOYS ...	36
Pittsburgh Steelers	36
Green Bay Packers	36
San Francisco 49ers	36
StL/LA Rams	26
Oak/LV Raiders	25
New York Giants	25
Philadelphia Eagles	25

CONSECUTIVE WINNING SEASONS

DALLAS COWBOYS (1966-85) ..	20
New England Patriots (2001-19) ..	19
Oakland Raiders (1965-80) ..	16
San Francisco 49ers (1983-98) ..	16
Chicago Bears (1930-44)	15
Green Bay Packers (1934-47) ..	14

POSTSEASON APPEARANCES

DALLAS COWBOYS ...	36
Green Bay Packers	35
Pittsburgh Steelers	33
New York Giants	33
Minnesota Vikings	31
Cle./StL/LA Rams	31
Philadelphia Eagles	30
Indianapolis Colts	29
San Francisco 49ers	29
New England Patriots	28
Chicago Bears	27

ALL-TIME REGULAR SEASON WINNING %

DALLAS COWBOYS	0.576
Green Bay Packers	0.571
Baltimore Ravens	0.569
New England Patriots	0.557
Chicago Bears	0.556
Miami Dolphins	0.555
Minnesota Vikings	0.547

46 SEASONS OF .500-OR-BETTER			35 POSTSEASON APPEARANCES			25 DIVISION TITLES		16 NFL/NFC CHAMPIONSHIP GAME FINALIST			8 NFC CHAMPIONSHIPS		5 SUPER BOWL CHAMPIONSHIPS	
1965	1982	2009	1966	1991		1966	1992	1966	1975	1992	1970	1993	1971	1992
1966	1983	2011	1967	1992		1967	1993	1967	1977	1993	1971	1995	1977	1993
1967	1984	2012	1968	1993		1968	1994	1970	1978	1994	1975			1995
1968	1985	2013	1969	1994		1969	1995	1971	1980	1995	1977			
1969	1991	2014	1970	1995		1970	1996	1972	1981		1978			
1970	1992	2016	1971	1996		1971	1998	1973	1982					
1971	1993	2017	1972	1998		1973	2007							
1972	1994	2018	1973	1999		1976	2009							
1973	1995	2019	1975	2003		1977	2014							
1974	1996	2021	1976	2006		1978	2016							
1975	1998	2022	1977	2007		1979	2018							
1976	1999	2023	1978	2009		1981	2021							
1977	2003		1979	2014		1985								
1978	2005		1980	2016										
1979	2006		1981	2018										
1980	2007		1982	2021										
1981	2008		1983	2022										
			1985											



★ PRO BOWL COWBOYS ★

Since 2010 Dallas has selected 18 players in the NFL Draft that have gone on to make at least one Pro Bowl - the most in the NFL over that span (Kansas City, 16; Minnesota, 15). Since 1989 Dallas has sent 57 different players to the Pro Bowl, and of those, Dallas drafted 40. Additionally, 30 Cowboys draft picks have been selected to 91 Pro Bowls since 2002, which is 11 more than any other team over that span (Kansas City, 79 Pro Bowl selections):

COWBOYS PRO BOWL DRAFT PICKS SINCE 2002 (BY YEAR DRAFTED)

- 2002: Roy Williams (5)
- 2002: Andre Gurode (5)
- 2003: Terence Newman (2)
- 2003: Jason Witten (11)
- 2005: DeMarcus Ware (9 - 7 with Dallas)
- 2005: Marion Barber (1)
- 2005: Jay Ratliff (4)
- 2006: Jason Hatcher (1)
- 2007: Anthony Spencer (1)
- 2007: Nick Folk (1)
- 2008: Mike Jenkins (1)
- 2008: Martellus Bennett (1 - with Chicago)
- 2010: Sean Lee (2)
- 2010: Dez Bryant (3)
- 2011: Tyron Smith (8)



- 2011: DeMarco Murray (3 - 2 with Dallas)
- 2011: Dwayne Harris (1 - with N.Y. Giants)
- 2013: Travis Frederick (5)
- 2014: Zack Martin (8)
- 2014: DeMarcus Lawrence (3)
- 2015: Byron Jones (1)
- 2016: Dak Prescott (2)
- 2016: Ezekiel Elliott (3)
- 2016: Jaylon Smith (1)
- 2018: Leighton Vander Esch (1)
- 2019: Tony Pollard (1)
- 2020: CeeDee Lamb (2)
- 2020: Trevon Diggs (2)
- 2020: Tyler Biadasz (1)
- 2021: Micah Parsons (2)

DAK PRESCOTT NOTES



All-Time Ranks - Cowboys QBs

- 1st** - Completion Pct. (66.8%)
- 2nd** - Passing Touchdowns (196)
- 3rd** - Passing Yards (28,835)
- Attempts (3,799)
- Completions (2,538)
- 4th** - Total Wins (71)

2023 DALLAS COWBOYS



★ DAK AGAINST THE BLITZ ★

Teams have blitzed the Cowboys on 30.9% of their dropbacks in 2023, 12th-highest in the league. When opponents bring five-or-more pass rushers, Dak Prescott has completed 100-of-147 passes, a 68.0% completion rate against the blitz that is third in the NFL per *Pro Football Focus*:

Completion Percentage Against the Blitz - NFL 2023

QB, Team	Comp	Att	Comp%
Patrick Mahomes, KC.....	100	141	70.9%
Tua Tagovailoa, Mia.....	86	124	69.4%
Dak Prescott, Dal.....	100	147	68.0%
Brock Purdy, SF.....	113	167	67.7%
Kirk Cousins, Min.....	68	102	66.7%

Additionally, Prescott's 105.7 passer rating against the blitz is fifth in the NFL.

★ OUT OF POCKET ★

Dak Prescott has thrown for a score outside of the pocket four times this season. Overall in 2023, Prescott leads the NFL in completion percentage (67.9%) and ranks fourth in passer rating (111.5) when throwing outside the pocket:

Passer Rating Out of the Pocket - NFL 2023

QB, Team	Comp	Att	Comp%	TD	PsRtng
Brock Purdy, SF.....	46	71	64.8%	8	116.4
Lamar Jackson, Bal.....	40	67	59.7%	6	113.0
Joe Burrow, Cin.....	19	32	59.4%	6	112.0
Dak Prescott, Dal.....	53	78	67.9%	4	111.5
Tua Tagovailoa, Mia.....	43	65	66.2%	3	100.2

★ LEADING THE CHARGE ★

Dak Prescott has led the Cowboys offense to the top of the league year-after-year. In the last three seasons, the Cowboys are scoring 27.8 offensive points-per-game when Prescott is under center, most in the NFL:

Offensive Points-Per-Game With Starting Quarterback NFL - 2021-23

QB, Team	GS	PPG
Dak Prescott, Dal.....	43	27.8
Josh Allen, Buf.....	48	27.1
Patrick Mahomes, KC.....	49	25.7
Jalen Hurts, Phi.....	45	25.6
Joe Burrow, Cin.....	42	24.7

★ DAK TO THE FUTURE ★

Now in his eighth pro season, Dak Prescott ranks first in completion percentage (66.8%), second in passing touchdowns (196), third in completions (2,538), attempts (3,799), passing yards (28,835) and fourth in wins (71) in regular season team history:

Dallas Cowboys All-Time QB Chart

WINS AS STARTER

Troy Aikman.....	94
Roger Staubach.....	85
Tony Romo.....	78
Dak Prescott.....	71
Danny White.....	62

PASSING YARDS

Tony Romo.....	34,183
Troy Aikman.....	32,942
Dak Prescott.....	28,835
Roger Staubach.....	22,700
Danny White.....	21,959

ATTEMPTS

Troy Aikman.....	4,715
Tony Romo.....	4,335
Dak Prescott.....	3,799
Roger Staubach.....	2,958
Danny White.....	2,950

PASSING TOUCHDOWNS

Tony Romo.....	247
Dak Prescott.....	196
Troy Aikman.....	165
Danny White.....	155
Roger Staubach.....	153

COMPLETIONS

Troy Aikman.....	2,898
Tony Romo.....	2,829
Dak Prescott.....	2,538
Danny White.....	1,761
Roger Staubach.....	1,685

COMPLETION PCT

Dak Prescott.....	66.8%
Tony Romo.....	65.3%
Troy Aikman.....	61.5%
Danny White.....	59.7%
Roger Staubach.....	57.0%

★ AIR IT OUT ★

The Dallas Cowboys started off the 2023 season with an emphasis on getting rid of the ball quickly to their playmakers in space. According to TruMedia, Dak Prescott averaged 6.5 air yards-per-attempt in Weeks 1-5, fifth-fewest in the NFL during that span.

Since Week 6, Prescott leads the league in passing yards-per-game (283.1), passer rating (111.8) and touchdown passes (25). Below are Prescott's passing stats and its NFL ranks split between Weeks 1-5 and Weeks 6-16:

Dak Prescott Passing Stats - 2023

Weeks 1-5 (Rank)		Weeks 6-16 (Rank)
212.2 (20)	Passing Yds/Game	283.1 (1)
87.5 (19)	Passer Rating	111.8 (1)
5 (T-17)	Passing TD	25 (1)
15 (13)	Big Plays (20+)	41 (3)
69.4% (8)	Completion %	68.0% (5)
6.6 (25)	Yds/Attempt	8.0 (4)
6.5 (28)	Air Yds/Attempt	8.3 (10)

DAK PRESCOTT NOTES, CONT.

★ DAK'S RECORD WHEN... ★

Since taking over as Dallas' starting quarterback in 2016, Dak Prescott has compiled a 71-41 regular season record in 112 career starts, and he is 2-4 in the postseason. Below is a look at Prescott's record under several different circumstances:

	Regular	Post
Playing at home:	42-15	1-2
Playing on the road:	29-26	1-2
Playing indoors:	39-15	1-2
Playing outdoors:	32-26	1-2
Playing against the NFC East:.....	31-8	
Playing against the NFC (non-NFC East): ..	24-18	2-4
Playing against the AFC:	16-15	
Playing on Thursday:.....	10-5	
Playing on Saturday.....	2-0	1-1
Playing on Sunday:.....	50-33	0-3
Playing on Sunday night.....	12-8	
Playing on Monday night:	5-1	1-0
Playing on artificial turf:	56-26	1-2
Playing on natural grass:	15-15	1-2
Offense totals over 400 yards:	40-13	1-1
Throws for over 300 yards:	16-9	1-1
Throws for 200-299 yards:	42-18	1-3
Attempts 30 passes-or-more	41-34	2-4
Throws only one touchdown:.....	19-9	1-3
Throws more than one touchdown:	44-17	1-1
Completes 65.0%-or-more of his passes:....	52-14	2-0
Averages more than 7.0 yards-per-attempt...	54-13	1-2
Has more than one Big Play (25+) passing...	39-17	2-1
Throws no interceptions:	49-13	1-1
Throws one interception:	15-16	1-2
Throws more than one interception:	6-13	0-1
Records at least 100.0 passer rating:	50-9	1-1
Commits no turnovers.....	41-9	1-1
Against teams with winning record:	22-21	1-4
Against teams with .500 record:	14-9	
Against teams with losing record:	35-10	1-0
Has between one-five rush attempts	45-32	0-4
Has five-or-more rush attempts	26-9	2-0
Sacked one time-or-less:	39-11	2-2
Sacked more than once:	32-30	0-2
September:	14-10	
October:	17-8	
November:	19-12	
December:	20-8	
January:.....	1-3	2-4

Team-by-team						
Team	W	L	Pct	Team	W	L Pct
Arizona.....	1	2	.333	Minnesota.....	2	1 .667
Atlanta.....	3	1	.750	New England... 2	1	.667
Baltimore.....	1	0	1.000	New Orleans... 2	1	.667
Buffalo.....	0	2	.000	N.Y. Giants ... 12	2	.857
Carolina.....	2	1	.667	N.Y. Jets	1	.500
Chicago.....	2	1	.667	Philadelphia... 9	4	.692
Cincinnati	1	0	1.000	Pittsburgh	1	0 1.000
Cleveland.....	1	1	.500	San Francisco . 2	1	.667
Denver.....	0	2	.000	Seattle	1	3 .250
Detroit.....	4	0	1.000	Tampa Bay	2	2 .500
Green Bay.....	1	3	.250	Tennessee.....	1	1 .500
Houston.....	1	1	.500	Washington ... 10	2	.833
Indianapolis... 1	1	.500				
Jacksonville... 1	1	.500				
Kansas City.... 1	1	.500				
LA Chargers.... 2	1	.667				
LA Rams.....	2	2	.500			
Las Vegas.....	1	1	.500			
Miami.....	1	1	.500			

Postseason		
Team	W	L Pct
Green Bay.....	0	1 .000
L.A. Rams.....	0	1 .000
San Francisco . 0	2	.000
Seattle.....	1	0 1.000
Tampa Bay.....	1	0 1.000

★ QB WINS ★

In his eighth season as the Dallas Cowboys quarterback, Dak Prescott has proven to be a winner, as his 71 victories rank fourth in team history. His 13 wins in 2016 were the most by a rookie quarterback in NFL history, and his 71 career wins are third among quarterbacks since 2016:

Wins by Starting NFL QB - 2016-23				
Player	W	L	T	Win%
Tom Brady, NE/TB	79	31	0	.718
Patrick Mahomes, KC	73	22	0	.768
Dak Prescott, Dal	71	41	0	.634
Russell Wilson, Sea/Den	69	54	1	.560
Aaron Rodgers, GB/NYJ.....	68	36	1	.652
Kirk Cousins, Was/Min.....	65	53	2	.550
Jared Goff, LAR/Det	65	49	1	.570

Since 2016, Prescott is tied with Tom Brady for the most wins against his division, going 31-8 in games he has started against the NFC East:

Player	Wins	Player	Wins
Tom Brady, NE/TB	31	Patrick Mahomes, KC.....	29
Dak Prescott, Dal	31	Aaron Rodgers, GB/NYJ ..26	

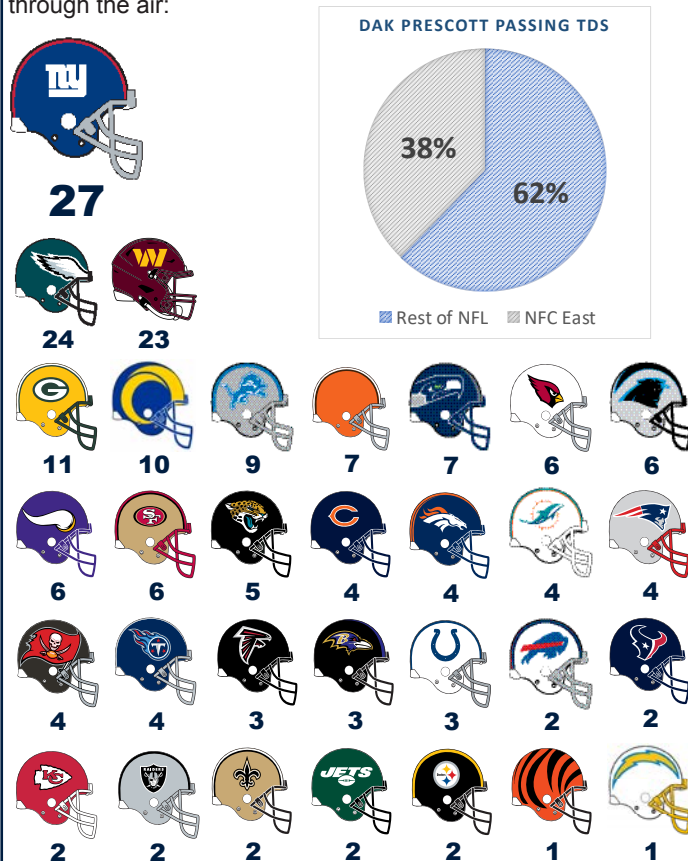
★ MOVING UP THE CHARTS ★

Dak Prescott has 25 career games with at least 300 yards through the air - second in Cowboys history:

Player	Games
Tony Romo	46
Dak Prescott	25
Troy Aikman	13
Danny White.....	10

★ PRESCOTT TDs BY TEAM ★

With a passing touchdown at the LA Chargers (10/16), Dak Prescott has thrown a touchdown pass against all 31 NFL teams in the regular season. He is the 30th quarterback in NFL history to throw at least one touchdown pass against 31-or-more opponents. Below is a team-by-team breakdown of his touchdowns through the air:



DAK PRESCOTT NOTES, CONT.

★ RATE THIS ★

Dak Prescott has showcased efficiency and accuracy in 2023, as his 68.4 completion percentage ranks fourth in the NFL and his 104.2 passer rating is third in the league:

NFL Passer Rating - 2023					
QB, Team	Comp	Att	Comp%	TD	PrsRtng
Brock Purdy, SF.....	286	416	68.8%	29	112.2
Tua Tagovailoa, Mia.....	349	495	70.5%	26	105.4
Dak Prescott, Dal.....	353	516	68.4%	30	104.2
Kirk Cousins, Min.....	216	311	69.5%	18	103.8
C.J. Stroud, Hou.....	275	441	62.4%	20	98.7

Prescott completed over 80.0% of his passes in three games (vs. NYJ, 81.6%; vs. NE; 82.4%; vs. LAR, 80.6%), most among starting quarterbacks in 2023. All three of those games have occurred at AT&T Stadium. Prescott's three straight home games with an 80.0% completion percentage-or-better was the longest home streak in NFL history (min. 30 attempts-per-game).

★ MAN-TO-MAN ★

Heading into the 2023 season, Dak Prescott had a career passer rating of 101.6 against man coverage, 13th in the NFL since 2016. To this point in 2023, Prescott has been lights out against man coverage.

According to Next Gen Stats, Prescott's 129.0 passer rating against man coverage leads the NFL:

Passer Rating Against Man Coverage - NFL 2023						
QB, Team	Comp	Att	Comp%	TD	INT	Rtng
Dak Prescott, Dal.....	101	155	65.2%	18	1	129.0
Brock Purdy, SF.....	80	131	61.1%	16	1	127.9
Tua Tagovailoa, Mia.....	82	131	62.6%	15	1	122.3
Kirk Cousins, Min.....	55	88	62.5%	9	1	115.5
Baker Mayfield, TB.....	56	106	53.5%	13	0	111.4

Dak Prescott Stats Against Man Coverage - NFL Rank 2023		
Stats	Total	Rank
Passing Yards.....	1,361	1st
Passing Touchdowns.....	18	1st
Passer Rating.....	129.0	1st
Completion Percentage.....	65.2%	1st
Yards-Per-Attempt.....	8.8	2nd

★ DOWN FIELD DAK ★

Dak Prescott has pushed the ball down the field in recent weeks. Since Week 6, Prescott has completed 41 passes of 20-plus yards, third in the NFL during that span. Overall in 2023, Prescott ranks fifth in the league with 56 big play (20+ yards) passes:

Big Play Passes - NFL 2023			
Player	20+ Comp	Player	20+ Comp
Brock Purdy.....	70	Dak Prescott.....	56
C.J. Stroud.....	61	Baker Mayfield.....	54
Jared Goff.....	60	Tua Tagovailoa.....	53
Matthew Stafford.....	60	Jordan Love.....	49

Prescott has also completed 33 of his 64 pass attempts over 20 yards, a 51.6% completion rate on big play passes that is fourth among NFL starting quarterbacks in 2023, per PFF.

Additionally, Prescott completed eight passes of 25-plus yards in the win against the N.Y. Giants (11/12), tied for the most 25-yard completions by any NFL quarterback since 1994, when the stat became available:

Most 25+ Yard Completions in a Game - NFL Since 1994

Player, Team	Opp, Date	25+
Dak Prescott, Dal.....	NYG, 11/12/23	8
Jameis Winston, TB.....	Det, 12/15/19	8
Patrick Mahomes, KC.....	Oak, 9/15/19	8
Tony Romo, Dal.....	Den, 10/6/13	8
Ben Roethlisberger, Pit....	GB, 12/20/09	8
Drew Brees, NO.....	Bal, 10/29/06	8
Brad Johnson, Was.....	SF, 12/26/99	8

★ QB RATINGS AT 100.0 ★

Dak Prescott established the most games with a 100.0 passer rating by a quarterback in a season in team history with 11 in 2016. Prescott has eight games with a 100.0 rating in 2023, and his 59 games with at least a 100.0 rating are second in team history:

Career 100.0 QB Rating Games - Cowboys History			
Player	Games	Player	Games
Tony Romo.....	67	Roger Staubach.....	37
Dak Prescott.....	59	Danny White.....	33
Troy Aikman.....	44	Craig Morton.....	24

Prescott's 59 games with at least a 100.0 rating from 2016-23 are the second-most 100.0 rating games by a quarterback through eight seasons in NFL history:

100.0 QB Rating Games - First Eight Seasons

Player	Games	Seasons
Russell Wilson.....	65	2012-18
Dak Prescott.....	59	2016-23
Patrick Mahomes.....	52	2018-23
Matt Ryan.....	49	2008-15
Aaron Rodgers.....	48	2007-12

★ FOURTH QUARTER WINS ★

Since taking over as the Dallas Cowboys starting quarterback in 2016, Dak Prescott has engineered his share of fourth quarter wins for the club. Included in his 71 regular season wins as a starter are 21 occasions in which he led the team to victory when the club was tied or trailing in the fourth quarter or overtime. Prescott's 21 wins are the second-most by a Dallas signal caller:

4th Quarter/OT Wins - Cowboys			
Quarterback	Wins	Quarterback	Wins
Tony Romo.....	24	Roger Staubach.....	13
Dak Prescott.....	21	Danny White.....	11
Troy Aikman.....	15		

Below is a look at each of Prescott's 21 games in which the game was tied or the team trailed in the fourth quarter to pull out the win and his fourth quarter/overtime stats:

Date	Opp	Score	Time		Att	Com	Yds	TD	Int	Final Score
			Left	Right						
9/18/16	@Was	20-23	4:45	7	6	66	0	0	27-23	
10/30/16	PHI*	13-23	7:48	20	11	135	2	0	29-23	
11/13/16	@Pit	29-30	0:42	11	10	83	0	0	35-30	
12/1/16	@Min	7-9	14:11	4	2	26	1	0	17-15	
12/18/16	TB	17-20	9:35	6	6	41	0	0	26-20	
9/25/17	@Ari	14-14	14:45	3	3	94	1	0	28-17	
12/10/17	@NYG	10-10	9:29	6	4	158	2	0	30-10	
12/17/17	@Oak	17-17	6:30	6	5	82	0	0	20-17	
12/31/17	@Phi	0-0	12:19	9	6	75	1	0	6-0	
9/30/18	DET	23-24	2:17	11	7	99	0	0	26-24	
11/11/18	@Phi	20-20	7:27	8	7	88	1	0	27-20	
11/18/18	@Atl	19-19	1:52	6	4	45	0	0	22-19	
12/9/18	PHI*	23-23	1:39	12	11	94	1	0	29-23	
12/30/18	@NYG	28-32	3:21	10	5	78	1	0	36-35	
9/20/20	Atl	24-36	15:00	21	13	182	1	0	40-39	
9/19/21	@LAC	17-17	3:54	8	7	47	0	0	20-17	
10/17/21	@NE*	29-29	7:53	5	5	71	1	0	35-29	
12/11/22	Hou	20-23	3:20	7	6	79	0	0	27-23	
12/24/22	Phi	27-34	9:59	10	7	127	1	0	40-34	
10/16/23	@LAC	10-10	2:19	9	6	111	1	0	20-17	
11/30/23	Sea	27-28	7:04	9	6	50	1	0	41-35	

*italics indicate overtime and are reflected in the stats totals

Amongst all NFL quarterbacks, Prescott has the fifth-most game-winning drives from 2016-23:

Game-Winning Drives - NFL (2016-23)

Player	Drives	Player	Drives
Derek Carr.....	29	Dak Prescott.....	21
Russell Wilson.....	25	Ryan Tannehill.....	20
Kirk Cousins.....	24	Ben Roethlisberger.....	20
Matthew Stafford.....	24	Tom Brady.....	19

*Game Winning Drive = Fourth quarter drive that puts team ahead for the final time

*4th Quarter Comeback = Offense overcomes a deficit to win the game

Additionally, Prescott is 23-of-28 on pass attempts in overtime in his career, which at 82.1% is the second-highest completion percentage in overtime of any quarterback in Cowboys history, trailing only Troy Aikman (84.8%).

DAK PRESCOTT NOTES, CONT.

★ THIRD DOWN DARLING ★

Dak Prescott's ability to make the play that extends the drive on third down should not be overlooked, especially in passing situations. On 126 third down passing attempts in 2023, Prescott leads all NFL quarterbacks in completion percentage (68.3%) and passer rating (114.6) on third down plays this season:

Third Down Passer Rating - 2023 NFL QBs min. 60 third down pass attempts

Player	Att.	Comp	Pct%	TD	INT	Rtng
Dak Prescott, Dal	126	86	68.3%	9	2	114.6
Patrick Mahomes, KC...	138	88	63.8%	14	3	112.1
Kirk Cousins, Min.....	84	55	45.7%	6	1	111.5
Matthew Stafford, LAR	128	80	62.5%	11	1	110.5
Russell Wilson, Den.....	105	69	65.7%	9	2	108.2

Prescott is also fourth among all starting quarterbacks in 2023 with a 44.8% third down conversion rate, which includes passing attempts, quarterback rushing attempts and sacks:

Third Down Conversion Rate - 2023 NFL QBs min. 50 third down chances

Player	Att.	Conv.	1stD Pct
Jalen Hurts, Phi.....	173	86	49.7%
Brock Purdy, SF.....	118	55	46.6%
Josh Allen, Buf.....	157	72	45.9%
Dak Prescott, Dal	163	73	44.8%
Jordan Love, GB.....	167	71	42.5%

Third down chances include passing attempts, quarterback rushing attempts and sacks on third down plays this season.

★ ZERO TO 400, REAL QUICK ★

With 404 passing yards against the N.Y. Giants (11/12), Dak Prescott has 10 career 400-yard games, a franchise record and tied with Patrick Mahomes for the most by any passer since 2016:

Player	400-Yd Games
Patrick Mahomes.....	10
Dak Prescott	10
Kirk Cousins.....	7
Tom Brady.....	7

Prescott's 10 400-yard games are tied for the most by any passer in the first eight seasons of a career:

Player	Seasons	400-Yd Games
Dan Marino.....	1983-90	10
Patrick Mahomes.....	2018-23	10
Dak Prescott	2016-23	10
Matthew Stafford.....	2009-15	7

Dak Prescott Career 400-Yard Games				
Opp, Date	Att	Com	Yards	W/L
vs. Cle, 10/4/20.....	58	41	502	L
at Sea, 9/27/20.....	57	37	472	L
vs. GB, 10/6/19.....	44	27	463	L
vs. Phi, 12/9/18.....	54	42	455	W
vs. Atl, 9/20/20.....	47	34	450	W
at NE, 10/17/21.....	51	31	445	W
at Det, 11/17/19.....	46	29	444	W
vs. NYG, 9/8/19.....	32	25	405	W
vs. NYG, 11/12/23	35	26	404	W
at TB, 9/9/21.....	58	42	403	L

Prescott is the only quarterback in Cowboys history to pass for 400 yards in consecutive games (vs. Atl, 9/20/20 - vs. Cle, 10/4/20), and his three-game streak is tied with Ryan Fitzpatrick (2018) for the longest streak in NFL history.

Prescott set an NFL record by passing for at least 450 yards in three straight games (vs. Atl, 9/20/20 - vs. Cle, 10/4/20), surpassing Jameis Winston (two game streak in 2019):

Prescott's 1,424 yards over the three-game stretch in 2020 are the most by any NFL quarterback over a three-game stretch in league history.

★ TOUCHDOWNS GALORE ★

Dak Prescott has eight multi-passing touchdown games in 2023. His 61 total games with two-or-more touchdown passes rank second in team history behind Tony Romo (79). Prescott recently went on a career-long seven-game streak with multiple touchdown passes (vs. LAR, 10/29 - vs. Phi, 12/10), which also tied for the franchise record:

Consecutive Multi-Passing Touchdown Games

Cowboys History	
Player	Games
Dak Prescott, 2023	7
Tony Romo, 2007.....	6
Tony Romo, 2006-07.....	7
Dak Prescott, 2021.....	6

Player	Games
Tony Romo, 2007.....	6
Danny White, 1983.....	6

Prescott has also recorded three-or-more touchdown passes in 35 career games, also second in franchise history:

Three Passing Touchdown Games - Dallas Cowboys

Player	Games	Player	Games
Tony Romo.....	40	Roger Staubach.....	17
Dak Prescott	35	Don Meredith.....	14
Danny White.....	20	Troy Aikman.....	20

Among NFL quarterbacks, Prescott's 35 career three-touchdown games are the fourth-most such games in an NFL player's first eight seasons:

Three Passing Touchdown Games - First Eight Seasons

NFL History			
Player	Games	Player	Games
Dan Marino, Mia.....	42	Dak Prescott, Dal	35
Patrick Mahomes, KC...	38	Brett Favre, GB.....	33
Peyton Manning, Ind....	37	Aaron Rodgers, GB.....	32

Prescott has thrown four touchdowns in three games in 2023. His 10 career games with four scores through the air are tied with Tony Romo for the most in franchise history:

Four Passing Touchdown Games - Dallas Cowboys

Player	Games	Player	Games
Tony Romo.....	10	Don Meredith.....	6
Dak Prescott	10	Troy Aikman.....	3
Danny White.....	8	Craig Morton.....	2

★ BALL SECURITY ★

Dak Prescott has found a way to avoid the negative play throughout his NFL tenure. Prescott's 1.9% career interception rate is fifth among active quarterbacks who have at least 1,750 career pass attempts:

Interception Percentage Among Active NFL QBs Min. 1,750 Attempts

Player	Att	INT	INT%
Aaron Rodgers.....	7,661	105	1.4%
Justin Herbert.....	2,422	42	1.7%
Patrick Mahomes.....	3,561	63	1.8%
Russell Wilson.....	5,665	106	1.9%
Dak Prescott	3,799	72	1.9%

Prior to throwing an interception at Buffalo (12/17), Prescott had thrown 199 passes without an interception, the third-longest streak of pass attempts without an interception in team history:

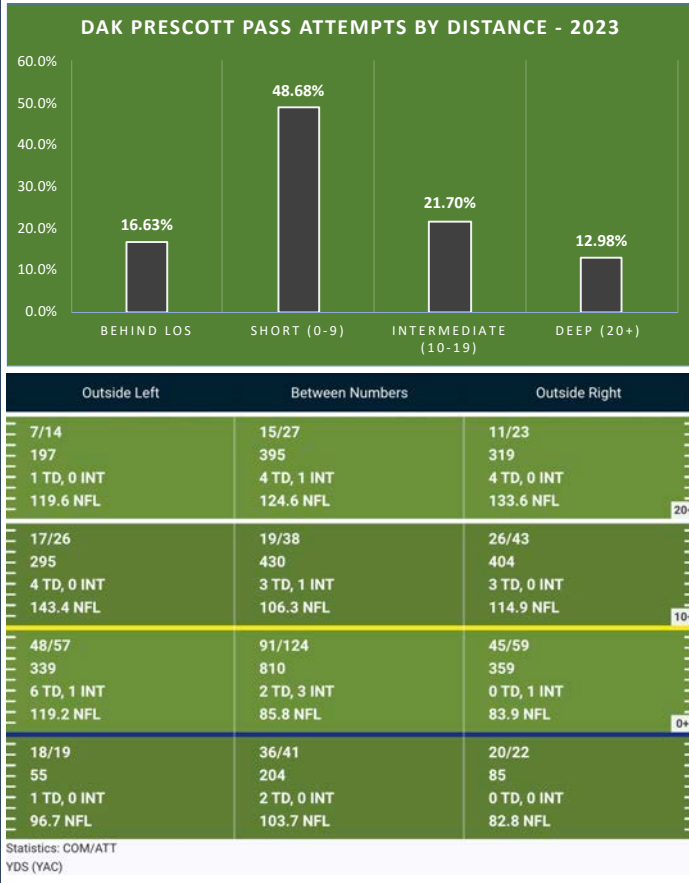
Pass Attempts Without an Interception - Cowboys History

Player, Season	Pass Att.
Dak Prescott, 2019-20.....	291
Troy Aikman, 1999.....	216
Dak Prescott, 2023	199
Troy Aikman, 1995.....	184
Dak Prescott, 2016.....	184

DAK PRESCOTT NOTES, CONT.

★ PASSING DEPTH CHART ★

Below is a chart that details Dak Prescott's attempts by distance for the 2023 season, per *Pro Football Focus*:



★ FOUR STAR RATING ★

Dak Prescott reached 1,500 pass attempts in the first week of 2019, qualifying him for the all-time NFL passing record books. Prescott ranks fifth in NFL annals in QB Rating, edging out Tony Romo (97.1) as the highest-rated passer in Cowboys history:

All-Time NFL Quarterback Rating

Player	Att	Cmp	Pct	Yds	TD	Int	Ratio	Rate
Aaron Rodgers ..	7,661	5,001	65.3	59,005	475	105	4.52	103.6
Patrick Mahomes.3	5,561	2,365	66.4	28,179	218	63	3.46	103.4
Deshawn Watson ...	2,089	1,390	66.5	16,756	118	45	2.62	100.8
Russell Wilson ...	5,665	3,668	64.7	43,653	334	106	3.15	100.0
Dak Prescott.....	3,799	2,538	66.8	28,835	196	72	2.72	98.7
Drew Brees.....	10,551	7,142	67.7	80,358	571	243	2.35	98.7
Joe Burrow	1,895	1,288	68.0	14,083	97	37	2.62	98.6
Tua Tagovailoa ..	1,573	1,057	67.2	12,229	78	33	2.36	98.3
Kirk Cousins	5,177	3,465	66.9	39,471	270	110	2.45	98.2
Jimmy Garoppolo .	1,894	1,277	67.4	15,494	94	51	1.84	97.7

★ NFC OFFENSIVE POTM ★



Dak Prescott was named NFC Offensive Player of the Month for November, his first career Player of the Month award.

Prescott went on a torrid stretch in his five games in November, completing 68.9% of his passes for 1,597 yards, 16 touchdowns and one interception. Prescott's 1,597 passing yards were the fifth-most in NFL history in the month of November. The most passing yards ever in November was also Prescott's 1,665 yards in 2019.

★ KEEPING IT ¹⁰⁰ ★

Dak Prescott has proven to be a threat with both his legs and his arm during his career. After throwing for 143 yards in the season-opening win at the New York Giants (9/10), Prescott eclipsed 25,000 career passing yards and joined Aaron Rodgers and Patrick Mahomes as the only three players in NFL history with 25,000 passing yards and 1,500 rushing yards in their first 100 career games.

Prescott is one-of-two quarterbacks in NFL history - Josh Allen - with 150 passing touchdowns and 25 rushing touchdowns in his first 100 career games.

Below are several stats from Prescott's career and where Prescott ranks among NFL quarterbacks through 112 career starts:

Dak Prescott QB Stats - NFL Rank Through 112 Starts

Stats	Total	Rank
Completion Percentage	66.8%	T-5th
Completions.....	2,538	5th
Passer Rating.....	98.7	T-5th
Passing Yards.....	28,835	9th
Passing Touchdowns.....	199	T-10th
Rush TDs by a QB.....	28	T-13th

★ GUN OR CENTER? ★

With Mike McCarthy assuming play calling duties in 2023, Dak Prescott has lined up in the shotgun on 82.0% of his dropbacks. Below are his career stats when lining up under center and in shotgun:

Dak Prescott Gun vs. Under Center - 2023

Shotgun	Under Center
Attempts: 426	Attempts: 90
Completions: 296	Completions: 57
Completion Pct: 69.5%	Completion Pct: 63.3%
Passing Yards: 3,376	Passing Yards: 516
TD: 27	TD: 3
INT: 6	INT: 1
Passer Rating: 108.3	Passer Rating: 85.2

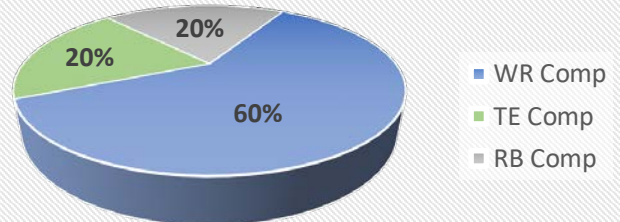
★ PRESCOTT TARGETS ★

In 2023 Dak Prescott has completed 353-of-516 passes for 3,892 yards, 30 touchdowns and seven interceptions. Below is a breakdown of Prescott's targets by position and player in 2023:

Position Breakdown							
	Comp.	Yds	TD		Comp.	Yds	TD
WR.....	212	2,747	19	RB.....	71	418	2
TE.....	70	727	7				

Player Breakdown by Completions							
Player	Cmp	Yds	TD	Player	Cmp	Yds	TD
C. Lamb.....	107	1,415	9	K. Turpin	11	117	3
J. Ferguson...61	659	5	L. Schoonmaker.7	60	2		
T. Pollard.....52	295	0	D. Vaughn.....4	18	0		
B. Cooks.....43	558	6	J. Brooks.....3	42	0		
M. Gallup.....32	382	2	P. Hendershot..2	8	0		
J. Tolbert.....16	233	1	H. Luepke.....2	20	0		
R. Dowdle.....13	85	2					

Dak Prescott 2023 Completions by Position



CEEDEE LAMB NOTES



Career Statistics

369

Receptions

**most by Cowboys player in first four seasons*

4,820

Receiving Yards

**most by Cowboys player in first four seasons*

17

Games with 100 Receiving Yds

**most in a Cowboys player's first four seasons*



★ NO SILENCING THIS LAMB ★

CeeDee Lamb started his Cowboys career loudly, establishing a franchise record for the most receptions by a Cowboys rookie (74). He finished with the third-most receptions in a season in team history in 2022 (107), and Lamb is on pace to break the franchise record in 2023. Lamb's 109 receptions rank third in a season in franchise history with two games left on the schedule, and he is the first player in Cowboys history with multiple seasons of 100-plus catches:

Most Receptions in a Season - Cowboys History

Player	Season	Rec
Michael Irvin	1995	111
Jason Witten	2012	110
CeeDee Lamb	2023	*109
CeeDee Lamb	2022	107

**active*

Lamb surpassed the 100-catch mark in 14 games in 2023, tying Michael Irvin (1995) as the fastest Cowboys to reach 100 receptions in a season:

Fastest to 100 Receptions - Cowboys History

Player, Season	Games	Rec Yds
CeeDee Lamb, 2023	14	103
Michael Irvin, 1995	14	101
Jason Witten, 2012	15	103
CeeDee Lamb, 2022	16	102

Lamb also surpassed 1,000 receiving yards in 10 games in 2023, joining Michael Irvin (1995 and 1992) and Terrell Owens (2007) as the only three Cowboys receivers to reach 1,000 yards in the first 10 games of a season:

Lamb, who has 369 career receptions since he entered the league in 2020, has the fourth-most receptions by a player in his first four seasons in NFL history:

Most Receptions in First Four Seasons - NFL History

Player, Team	Rec	Player, Team	Rec
Michael Thomas, NO	470	CeeDee Lamb, Dal	369
Jarvis Landry, Mia	400	Anquan Boldin, Ari	342
Justin Jefferson, Min	375	Diontae Johnson, Pit	340

Lamb has also reached a career-best 1,424 receiving yards in 2023, third in single-season franchise history:

Most Receiving Yds in a Season - Cowboys History

Player	Season	Rec Yds
Michael Irvin	1995	1,603
Michael Irvin	1991	1,523
CeeDee Lamb	2023	*1,424
Michael Irvin	1992	1,396
Dez Bryant	2012	1,382

**active*

★ ON THE LAMB ★

CeeDee Lamb quickly rose to the No. 1 receiver spot for the Dallas Cowboys. Lamb has seven 100-yard performances in 2023, a single-season career-high, and the most by a Cowboys player since Michael Irvin (11) in 1995:

Most 100-Yard Receiving Games in a Season

Cowboys History			
Player	100-Yd Gms	Player	100-Yd Gms
Michael Irvin, 1995	11	Terrell Owens, 2007	6
CeeDee Lamb, 2023	7	Michael Irvin, 1992	6
Michael Irvin, 1991	7	Bob Hayes, 1967	6

Lamb has raised his career total to 17 games with at least 100 receiving yards, the most 100-yard games by a Cowboys player in his first four seasons:

Most 100-Yard Receiving Games Through First Four Seasons

Cowboys History			
Player	100-Yd Gms	Player	100-Yd Gms
CeeDee Lamb	17	Dez Bryant	9
Bob Hayes	15	Drew Pearson	9
Michael Irvin	13	Miles Austin	8

Below are all 17 of Lamb's 100-yard performances:

CeeDee Lamb Career 100-Yard Rec Games

Opp, Date	Rec Yds	Opp, Date	Rec Yds
at Phi, 11/5/23	191	at Mia, 12/24/23	118
vs. LAR, 10/29/23	158	at LAC, 10/16/23	117
vs. NYG, 11/12/23	151	vs. Sea, 11/30/23	116
at GB, 11/13/22	150	at Min, 10/31/21	112
at NE, 10/17/21	149	vs. Atl, 9/20/20	106
vs. NYJ, 9/17/23	143	vs. NYG, 11/24/22	106
at Jax, 12/18/22	126	at TB, 9/9/21	104
vs. NYG, 10/11/20	124	at Ten, 12/29/22	100
vs. Phi, 12/24/22	120		

★ SCRIMMAGE YARDS KING ★

CeeDee Lamb has also gobbled up scrimmage yards in his career. At Miami (12/24), Lamb surpassed 5,000 career scrimmage yards, becoming the sixth wide receiver in NFL history to reach 5,000 career scrimmage yards in his first four seasons:

WRs with 5,000 Scrimmage Yards in First Four Seasons

NFL History	
Player, Seasons	Scrm Yds
Justin Jefferson, 2020-23	5,688
Michael Thomas, 2016-19	5,503
Randy Moss, 1998-2001	5,486
Torry Holt, 1999-2002	5,138
Jerry Rice, 1985-88	5,137
CeeDee Lamb, 2020-23	5,126

CEEDEE LAMB NOTES, CONT.

★ TD LAMB ★

CeeDee Lamb has reeled in nine touchdown catches in 2023, tying a single-season career-high. Overall, Lamb has 29 career touchdown receptions, the third-most touchdown receptions by a Cowboy in his first four seasons:

Most Receiving Touchdowns In First Four Seasons

Cowboys History		Player	
Player	Rec TD	Player	Rec TD
Bob Hayes	45	Tony Hill	24
Dez Bryant	40	Michael Irvin	20
CeeDee Lamb	29	Terrance Williams	20

Along with nine receiving touchdowns in 2023, Lamb has rushed for two scores. Lamb's 11 total touchdowns are a single-season career-high, and the last Cowboys receiver with 10 total touchdowns in a season was Dez Bryant (16) in 2014.

Lamb has also scored a touchdown - rushing or receiving - in seven consecutive games. He is the third Cowboys receiver to record a touchdown in seven straight games:

Consecutive Games with a Touchdown Cowboys WRs All-Time

Player, Season	Games	Player, Season	Games
CeeDee Lamb, 2023	7	Terrell Owens, 2006-07	6
Dez Bryant, 2012	7	Michael Irvin, 1995	6
Terrell Owens, 2007	7		

★ CEEDEE'S BIG PLAYS ★

CeeDee Lamb is no stranger when it comes to big plays. After tying for third in the NFL with 24 big-play receptions in 2022, Lamb has reeled in 26 receptions of 20-plus yards in 2023, tied for second in the NFL:

20-Plus Yard Reception Leaders - NFL 2023

Player	20-Yd Rec	Player	20-Yd Rec
Tyreek Hill, Mia	27	Puka Nacua, LAR	24
CeeDee Lamb, Dal	26	A.J. Brown	21
Brandon Aiyuk, SF	26	Amari Cooper, Cle	21

★ SLOT MACHINE ★

CeeDee Lamb proved to be elusive when lining up as a slot receiver in 2022, as his 867 yards out of the slot led the NFL in 2022. Lamb once again sits atop the NFL with 810 receiving yards out of the slot in 2023:

NFL Reception Leaders When Lining Up in The Slot - 2023

Player	Targets	Rec.	Rec. Yds
CeeDee Lamb, Dal	84	59	810
Amon-Ra St. Brown, Det	86	62	688
Christian Kirk, Jax	65	43	593
Adam Thielen, Car	80	59	579
Keenan Allen, LAC	74	53	554

★ NOT JUST A SLOT BOY ★

CeeDee Lamb has been a versatile weapon in his four NFL seasons. Head Coach Mike McCarthy has moved Lamb all over the field, seeing time in the slot and on the outside.

Below are Lamb's stats in 2023 when lining up in the slot position compared to lining up on the outside:

CeeDee Lamb - 2023

Slot	Outside
Snaps: 456	Snaps: 363
Targets: 84	Targets: 67
Receptions: 59	Receptions: 50
Receiving Yards: 810	Receiving Yards: 614
TD: 7	TD: 2

★ 10-PIECE ★

CeeDee Lamb reeled in 12 receptions against the Seattle Seahawks (11/30), giving him five games with at least 10 receptions in 2023, a single-season franchise record. Lamb has eight career games with double-digit catches, the first player in Cowboys history - fifth in NFL history - with eight games of 10-plus catches in his first four seasons:

Most Games with Double-Digit Catches in First Four Seasons

NFL History		Player	
Player	Games	Player	Games
Michael Thomas, NO	18	Justin Jefferson, Min	8
Christian McCaffrey, SF	10	Brandon Marshall, Den	8
CeeDee Lamb, Dal	8		

Lamb is the only player in the NFL in 2023 with double-digit receptions in five games. Lamb's eight career games with 10-or-more receptions are the most 10-catch games in the NFL since 2022:

Most Games with 10 Receptions - NFL 2022-23

Player	Games	Player	Games
CeeDee Lamb, Dal	8	Ja'Marr Chase, Cin	6
Justin Jefferson, Min	7	Stefon Diggs, Buf	5
Tyreek Hill, Mia	7	Amon-Ra St. Brown, Det	5
Keenan Allen, LAC	6		

Lamb's five 10-catch games in 2023 are a single-season franchise record and the most in the NFL in 2023. Lamb's eight career games with at least 10 receptions rank second in franchise history:

Most Games with 10 Receptions - Cowboys History

Player	Games	Player	Games
Jason Witten	11	Amari Cooper	6
CeeDee Lamb	8	Miles Austin	5
Michael Irvin	7	Dez Bryant	4

Since 2022, Lamb has recorded at least 10 receptions, 100 receiving yards and two touchdowns in three career games, the most such games in franchise history. Since the start of 2022, Lamb is also the only receiver in the NFL with 10 receptions, 100 receiving yards and two touchdowns in three contests.

Below are Lamb's seven career games with 10-plus receptions:

CeeDee Lamb Games with 10-Plus Receptions

Opp/Date	Rec.	Yds
LAR, 10/29/23	12	158
Sea, 11/30/23	12	116
@Phi, 11/5/23	11	191
NYG, 11/12/23	11	151
NYJ, 9/17/23	11	143
@GB, 11/13/22	11	150
@Ten, 12/29/22	11	100

★ THIRD DOWN PLAYMAKER ★

Dallas is not shy about targeting its No. 1 wideout in crucial third down situations. Dak Prescott has targeted CeeDee Lamb 33 times on third down, and Lamb has come up with a reception on 28 of those 34 targets, an 80.6% third down reception percentage that is tied for the league lead (min. 20 targets):

Reception Percentage on 3rd Down - NFL 2023 min. 20 3rd Down targets

Player, Team	3rd Dwn Tgt	Rec	3rdDwn%
CeeDee Lamb, Dal	36	29	80.6%
Amon-Ra St. Brown, Det	36	29	80.6%
Jaylen Warren, Pit	25	20	80.0%
Alvin Kamara, NO	20	16	80.0%
Michael Pittman Jr., Ind	28	22	78.6%

Lamb has been efficient on third and short (two yards-or-less). Lamb has reeled six receptions for a first down on seven targets on third and short, and his six first down catches on third and short are third in the NFL, trailing only Davante Adams (eight third-and-short conversions and Evan Engram (seven).



CeeDee Lamb's 528 receiving yards after the catch rank seventh in the NFL in 2023.

CEEDEE LAMB/JAKE FERGUSON NOTES

★ CLIMBING THE CHARTS ★

CeeDee Lamb has established himself as one of the best receivers in the league, as he ranks among the top pass catchers in every main receiving statistic:

NFL Leaders - 2023

Receptions

1. **CeeDee Lamb (109)**
2. Keenan Allen (108)
3. Tyreek Hill (106)
- Amon-Ra St. Brown (106)
5. A.J. Brown (101)

Receiving Yards

1. Tyreek Hill (1,641)
2. **CeeDee Lamb (1,424)**
3. A.J. Brown (1,394)
4. Puka Nacua (1,327)
5. Amon-Ra St. Brown (1,281)

20+ Rec

1. Tyreek Hill (27)
2. **CeeDee Lamb (26)**
- Brandon Aiyuk (26)
4. Puka Nacua (24)
5. A.J. Brown (21)
- Amari Cooper (21)

Receiving Touchdowns

1. Mike Evans (13)
2. Tyreek Hill (12)
3. Courtland Sutton (10)
4. **CeeDee Lamb (9)**
- Sam LaPorta (9)
- Jordan Addison (9)

★ CEEDEE'S BREAKDOWN ★

Below is a chart detailing CeeDee Lamb's receptions in 2023, *Pro Football Focus*:

Outside Left	Between Numbers	Outside Right
4/6 (1) ■ 94.5	6/10 (0) ■ 97.1	0/0 (0) ■ 92.4
90 (4)	135 (11)	0 (0)
1 TD, 0 INT	1 TD, 0 INT	0 TD, 0 INT
149.3 NFL	137.5 NFL	20+
6/7 (0) ■ 96.8	9/15 (1) ■ 96.9	12/21 (0) ■ 96.7
135 (57)	227 (116)	192 (17)
1 TD, 0 INT	2 TD, 0 INT	2 TD, 0 INT
158.3 NFL	143.8 NFL	119.5 NFL
10+		
14/15 (1) ■ 89.3	27/31 (0) ■ 94.1	13/18 (1) ■ 84.3
122 (58)	263 (99)	99 (50)
1 TD, 0 INT	0 TD, 0 INT	0 TD, 0 INT
122.8 NFL	102 NFL	85.2 NFL
0+		
4/4 (0) ■ 72.3	6/6 (0) ■ 70.8	4/5 (0) ■ 73.1
12 (20)	29 (50)	13 (18)
0 TD, 0 INT	0 TD, 0 INT	0 TD, 0 INT
79.2 NFL	86.8 NFL	79.2 NFL

Statistics: REC/TGT (Drops)
YDS (YAC)

★ LET'S GO STREAKING ★

CeeDee Lamb's historic three-game run (vs. LAR, 10/29 - vs. NYG, 11/12) elevated him to the top of the NFL in 2023. Below are Lamb's streaks that he held from Weeks 8-10. Lamb's three straight games with double-digit receptions are a franchise record and tied for second in NFL history behind only Calvin Johnson:

Consecutive Games with 10-Plus Receptions - NFL History

Player, Season	Games	Player, Season	Games
Calvin Johnson, 2012	4	Keenan Allen, 2017	3
CeeDee Lamb, 2023	3	Brandon Marshall, 2012	3
Justin Jefferson, 2022	3	Andre Johnson, 2008	3
Stefon Diggs, 2020	3	Reggie Wayne, 2007	3
Michael Thomas, 2019	3	Brett Perriman, 1995	3
Michael Thomas, 2018	3		

Lamb's also rode a four-game streak with 100 receiving yards (at LAC, 10/16 - vs. NYG, 11/12), one-of-three players in Cowboys history to tally four straight 100-yard games:

Consecutive Games with 100 Rec Yds - Cowboys History


Player, Season	Games	Player, Season	Games
Michael Irvin, 1995	7	Terrell Owens, 2007	3
CeeDee Lamb, 2023	4		

★ 88 MAKING HISTORY ★

CeeDee Lamb is no stranger to etching himself in Cowboys record books. Against the N.Y. Giants (11/12), Lamb took it a step further. The fourth-year receiver became the first player in NFL history to have three consecutive games of 10-plus catches and 150-plus receiving yards. Below is a game-by-game breakdown of Lamb's record-setting streak:

Streak of 10 Rec. and 150 Rec. Yds

Opp, Date	Rec	Rec Yds
vs. LAR, 10/29/23	12	158
at PHI, 11/5/23	11	191
vs. NYG, 11/12/23	11	151



★ LAMB FEAST ★

In addition to putting up big numbers in 2023, Lamb has helped out others around him on the Cowboys offense, including Dak Prescott. When targeting Lamb, Prescott has a 123.0 passer rating, tied for the fourth-highest passer rating when being targeted in the NFL this season (min. 80 targets):

NFL WR Passer Rating When Targeted - 2023 min. 80 targets

Player	Targets	Rec.	Yds	TD	Rtng
Tyreek Hill, Mia	142	106	1,641	12	131.8
Courtland Sutton	83	58	775	10	128.8
Brandon Aiyuk, SF	89	65	1,203	6	123.5
CeeDee Lamb, Dal	149	109	1,424	9	123.0
Rashee Rice, KC	94	74	810	7	123.0

★ FERGALICIOUS ★

Second-year tight end Jake Ferguson has excelled in his first season as the No. 1 tight end for the Dallas Cowboys. Ferguson has 61 receptions for 659 yards and five touchdowns, tied for sixth among NFL tight ends in 2023:

Receiving TDs - NFL Tight Ends 2023

Player	Rec TD	Player	Rec TD
Sam LaPorta, Det	9	Jake Ferguson, Dal	5
Mark Andrews, Bal	6	Travis Kelce, KC	5
George Kittle, SF	6	Dalton Schultz, Hou	5
Cole Kmet, Chi	6	T.J. Hockenson, Min	5
Hunter Henry, NE	6	David Njoku, Cle	5

Ferguson reeled in a touchdown reception in three straight games (vs. LAR, 10/29 - vs. NYG, 11/12), becoming the first Cowboys tight end with a three-game touchdown streak since Jason Witten in 2011. Ferguson has seven career touchdown catches, tied with Jason Witten for the second-most by a Cowboys tight end in the first two seasons of a career:

Most Receiving TDs in First Two Seasons - Cowboys TEs

Player	Rec TD	Player	Rec TD
Billy Joe Dupree, 1973-74	9	Gavin Escobar, 2013-14	6
Jake Ferguson, 2022-23	7	Lee Folkins, 1962	6
Jason Witten, 2003-04	7		

Ferguson's 80 career receptions are also the second-most catches by a Cowboys tight end in the first two seasons of a career:

Most Receptions in First Two Seasons - Cowboys TEs

Player	Rec	Player	Rec
Jason Witten	122	Eric Bjornson	55
Jake Ferguson	80	Lee Folkins	39
Billy Joe Dupree	58		

Lastly, Ferguson has the third-most receiving yards by a Cowboys tight end in the first two seasons of a career:

Most Receiving Yds in First Two Seasons - Cowboys TEs

Player	Yds	Player	Yds
Jason Witten	1,327	Lee Folkins	536
Billy Joe Dupree	858	Martellus Bennett	442
Jake Ferguson	833		

TONY POLLARD NOTES



2023 Stats (NFL RB Rank)

6

20-Yard Rushes (T-9th)

52

Receptions (T-5th)

219

Carries (7th)

271

Touches (5th)

★ CALL IT, HAUL IT ★

Tony Pollard led the Cowboys with 1,007 rushing yards on 193 carries (5.2 avg.) while adding 39 receptions for 371 yards in 2022. Pollard's 5.9 yards-per-touch led all NFL running backs in 2022 - min. 150 touches.

In 2023, Head Coach Mike McCarthy has relied on Pollard to be the Cowboys workhorse out of the backfield. Pollard's 271 touches in 2023 are fifth in the NFL among running backs:

Offensive Touches - NFL RBs 2023

Player	Touches	Player	Touches
Christian McCaffrey, SF	321	Josh Jacobs, LV	270
Rachaad White, TB	298	Joe Mixon, Cin	269
Travis Etienne Jr, Jax	286	D'Andre Swift, Phi	254
Derrick Henry, Ten	277	Saquon Barkley, NYG	253
Tony Pollard, Dal	271	James Cook, Buf	248

Pollard is averaging 78.7 scrimmage yards-per-game. He has totaled 100 scrimmage yards in four games in 2023 (NYJ, 9/17; at Ari, 9/24; at LAC, 10/16; WAS, 11/23), giving him 16 career games with 100-plus scrimmage yards.

★ YARDS AFTER CONTACT ★

Tony Pollard has punished opposing defenses after initial contact in 2023, totaling 627 yards after contact on rushes, good for eighth in the NFL this season per PFF:

Rushing Yards After Contact - NFL 2023

Player, Team	YAC	Player, Team	YAC
Christian McCaffrey, SF	893	Travis Etienne Jr., Jax	655
Derrick Henry, Ten	759	Saquon Barkley, NYG	642
Kyren Williams, LAR	723	Rachaad White, TB	635
Raheem Mostert, Mia	707	Tony Pollard, Dal	627

★ EATING UP SCRIMMAGE YDS ★

Tony Pollard ranks seventh among NFL running backs with 1,138 scrimmage yards in 2023 and has totaled 1,000 scrimmage yards in three consecutive seasons. Pollard has recorded at least 50 scrimmage yards 14-of-15 games this season, tied for the second-most games with 50-plus scrimmage yards in the NFL this season. Only Christian McCaffrey has more with at least 50 scrimmage yards in 15 games:

Games with 50-Plus Scrimmage Yards - NFL 2023

Player, Team	Gms	Player, Team	Gms
Christian McCaffrey, SF	15	Joe Mixon, Cin	14
Tony Pollard, Dal	14	Six others tied	13

★ BIG PLAY WAITING TO HAPPEN

Tony Pollard is no stranger to explosive plays, even before he became the Cowboys No. 1 back in 2023. Since 2020 Pollard has tallied five touchdown runs of 40-plus yards, tied for the most in the NFL in that span:

Most 40-Plus Yard Rushing TDs - 2020-23

Player	40-Yd TD	Player	40-Yd TD
Tony Pollard, Dal	5	Derrick Henry, Ten	5
Jonathan Taylor, Ind	5	Nick Chubb, Cle	4

Pollard has six carries for 20-or-more yards in 2023, tied for third in the league. Since the start of 2022, Pollard has 15 rushes of 20-plus yards, fourth in the NFL during that span:

Most 20-Yard Rushes - NFL 2022-23

Player	20-Yd Rsh	Player	20-Yd Rsh
Christian McCaffrey, SF	18	Nick Chubb, Cle	14
Kenneth Walker III, Sea	17	Justin Fields, Chi	14
Saquon Barkley, NYG	16	Travis Etienne Jr., Jax	13
Tony Pollard, Dal	15	Raheem Mostert, Mia	13
Derrick Henry, Ten	14	James Cook, Buf	12

★ COMPLETE BACK ★

Tony Pollard is asked to play a pivotal role in pass protection, picking up blitzers and helping combat opposing rushers. Pollard has improved each season as his workload as a pass protector increases. In 2023 Pollard's 92 pass block attempts are second among NFL running backs, and his 95.9% pass block efficiency is currently a career-best:

Year	Pass Blk Snps	Eff%	Year	Pass Blk Snps	Eff%
2023	92 (2nd)	95.9%	2020	39 (t-40th)	94.7%
2022	62 (22nd)	94.2%	2019	9 (t-99th)	87.5%
2021	39 (47th)	87.5%			

★ KEEP IT ¹⁰⁰ PART 2 ★

Tony Pollard has 100-yard rushing game in 2023 at Arizona (9/24). Pollard has seven career games with 100-plus rushing yards, 10th all-time among Cowboys running backs:

Tony Pollard Career 100-Yard Rushing Games

Opp, Date	Att.	Rush Yds
vs. LAR, 12/15/19	12	131
vs. Chi, 10/30/22	14	131
at Ari, 9/24/23	23	122
at GB, 11/13/22	22	115
at LAC, 9/19/21	13	109
at NYG, 9/26/22	13	105
vs. Mia, 9/22/19	13	103

OFFENSIVE NOTES

★ THIRD DOWN SUCCESS ★

Dallas has been exceptional on third down in 2023. The Cowboys are third in the NFL with a 47.6% third down conversion rate:

Third Down Conversion Percentage - NFL 2023

Team	3DAtt	3DConv.	3DPct
Buffalo.....	189	93	49.2%
Philadelphia.....	203	99	48.8%
Dallas.....	206	98	47.6%
San Francisco.....	160	76	47.5%
Kansas City.....	192	87	45.3%

Below is a breakdown of the Cowboys third down conversions by distance in 2023:

3rd & Short (<4 Yds)	3rd & Med (4-6 Yds)	3rd & Long (>6 Yds)	3rd & 10+ 9-46 (19.6%)
39-66 (59.1%)	34-58 (58.6%)	25-82 (30.5%)	9-46 (19.6%)
Rank: 17th	Rank: 2nd	Rank: 4th	Rank: 11th

★ POINT BARRAGE ★

Dallas has scored 451 points in 2023 (30.8 ppg) - second in the NFL in 2023 and the third-highest point total through 15 games in team history:

Dallas Cowboys Most Points Through 15 Games

Season	Pts	Season	Pts
1983.....	462	2007.....	449
2021.....	457	1966.....	445
2023.....	451	2022.....	434

★ SHOTS...EXPLOSIVES... ★

The Cowboys offensive production has correlated in large part to their ability to produce big plays (10-plus yards) in 2023. Dallas has racked up 204 big plays in 2023 - tied for fifth in the NFL this season:

Big Plays (10-Plus Yards) - 2023 NFL

Team	10+ Rush	10+ Pass	Tot 10+
Miami.....	55	174	229
San Francisco.....	64	162	226
Detroit.....	55	160	215
Houston.....	46	161	207
Dallas.....	42	162	204
Baltimore.....	64	140	204

Dallas' 162 big play passes are tied for third in the NFL behind Miami (174) and Minnesota (166).

★ FAST AND FURIOUS STARTS ★

Dallas is at its best when starting off fast, as the Cowboys are 9-1 in 2023 when leading at halftime and 1-4 when trailing at the break. Dating back to 2022, Dallas is 17-2 (.882) when leading at halftime and 5-7 when trailing at the break.

The Cowboys are also averaging 17.9 points in the first half in 2023, the highest first half scoring average in the NFL this season:

First Half Scoring Average - NFL 2023

Team	Pts/1H	Team	Pts/1H
Dallas.....	17.9	Detroit.....	15.6
Miami.....	17.1	Baltimore.....	15.1
San Francisco.....	15.6	Kansas City.....	14.7

Additionally, Dallas has scored 115 points in the first quarter in 2023:

1st Quarter Scoring Average - NFL 2023

Team	1Q Pts	Team	1Q Pts
Dallas, 2023.....	115	Detroit.....	95
Baltimore.....	99	Miami.....	92
San Francisco.....	98	Philadelphia.....	90

★ 40-BURGER ★

Dallas is no stranger when it comes to lighting up the scoreboard in 2023, as it ranks second in the NFL in points-per-game (30.8). The Cowboys also lead the league with five 40-point games in 2023, tied for the most 40-point games in a season in team history:

Most 40-Point Games in a Season - Cowboys History

Team	40+ Gms	Player	40+ Gms
2023.....	5	2022.....	4
1971.....	5	1966.....	4
2021.....	5		

Dallas Cowboys 40-Point Games - 2023

Opp, Date	Score
at NYG, 9/10/23.....	40-0
vs. LAR, 10/29/23.....	43-20
vs. NYG, 11/12/23.....	49-17
vs. Was, 11/23/23.....	45-10
vs. Sea, 11/30/23.....	41-35

Since Head Coach Mike McCarthy arrived in 2020, the Cowboys have the most 40-point outings (16 games) among NFL teams.

Most 40-Point Games - NFL 2020-23

Team	40+ Gms	Team	40+ Gms
Dallas.....	16	Tampa Bay.....	7
Kansas City.....	8	Green Bay.....	6
Buffalo.....	8	Detroit.....	6

★ DALLAS' DECISIVE WINS ★

Along with winning double digit games in three consecutive seasons for the first time since 1991-96, Dallas' wins have come in convincing fashion in 2023. The Cowboys have won eight games by 20-plus points, establishing a franchise record for the most such games in franchise history:

Most 20-Point Wins in a Season - Cowboys History

Team	20Pt Wins	Team	20Pt Wins
2023.....	8	1978.....	6
1968.....	7	1993.....	5
1973.....	6	2021.....	5

Dallas Cowboys 20-Point Wins - 2023

Opp, Date	Score
at NYG, 9/10/23.....	40-0
vs. NYJ, 9/17/23.....	30-10
vs. NE, 10/1/23.....	38-3
vs. LAR, 10/29/23.....	43-20
vs. NYG, 11/12/23.....	49-17
at CAR, 11/19/23.....	33-10
vs. WAS, 11/23/23.....	45-10
vs. PHI, 12/10/23.....	33-13

Dallas is the second NFL team since 2000 - joining the 2007 Patriots - with eight wins of 20-or-more points in a season:

Most 20-Point Wins in a Season - NFL 2000-23

Team	20PtWins	Team	20PtWins
2007 New England.....	10	2014 New England.....	7
2023 Dallas Cowboys.....	8	2012 New England.....	7

★ TAKE CARE (FT. COWBOYS) ★

One portion of Dallas' complementary football formula is its ability to take care of the ball on offense. Dallas' 13 giveaways are the fewest in the NFL in 2023 and are the fewest turnovers in a season in franchise history:

Fewest Turnovers in a Season - Cowboys History

Season	TO	Season	TO
2023.....	13	2018.....	17
1998.....	15	2019.....	18
2016.....	15	2009.....	19

OFFENSIVE NOTES, CONT.

★ OFFENSIVE LINE SHUFFLE ★

The chart below shows the average age and experience of the Cowboys expected offensive line going into Week 1 versus the starting combination in each week of the season:

Offensive Line in Week 1 at N.Y. Giants

	LT	LG	C	RG	RT
	Tyron Smith	C. Edoga	T. Biadasz	Z. Martin	T. Steele
Age	32	26	25	32	26
Exp.	13	5	4	10	4

Avg. Age - 28.2 years
Avg. Exp.- 7.2 years

Offensive Line in Week 2 vs. N.Y. Jets

	LT	LG	C	RG	RT
	Tyron Smith	C. Edoga	T. Biadasz	Z. Martin	T. Steele
Age	32	26	25	32	26
Exp.	13	5	4	10	4

Avg. Age - 28.2 years
Avg. Exp.- 7.2 years

Offensive Line in Week 3 at Arizona

	LT	LG	C	RG	RT
	C. Edoga	Tyler Smith	B. Hoffman	T.J. Bass	T. Steele
Age	26	22	24	24	26
Exp.	5	2	1	R	4

Avg. Age - 24.4 years
Avg. Exp.- 2.6 years

Offensive Line in Week 4 vs. New England

	LT	LG	C	RG	RT
	C. Edoga	Tyler Smith	T. Biadasz	Z. Martin	T. Steele
Age	26	22	25	32	26
Exp.	5	2	4	10	4

Avg. Age - 26.2 years
Avg. Exp.- 5.0 years

Offensive Line in Week 5 at San Francisco

	LT	LG	C	RG	RT
	Tyron Smith	Tyler Smith	T. Biadasz	Z. Martin	T. Steele
Age	32	22	25	32	26
Exp.	13	2	4	10	4

Avg. Age - 27.4 years
Avg. Exp.- 6.6 years

Offensive Line in Week 6 at LA Chargers

	LT	LG	C	RG	RT
	Tyron Smith	Tyler Smith	T. Biadasz	Z. Martin	T. Steele
Age	32	22	25	32	26
Exp.	13	2	4	10	4

Avg. Age - 27.4 years
Avg. Exp.- 6.6 years

Offensive Line in Week 8 vs. LA Rams

	LT	LG	C	RG	RT
	C. Edoga	Tyler Smith	T. Biadasz	Z. Martin	T. Steele
Age	26	22	25	32	26
Exp.	5	2	4	10	4

Avg. Age - 26.2 years
Avg. Exp.- 5.0 years

Offensive Line in Weeks 9-15

	LT	LG	C	RG	RT
	Tyron Smith	Tyler Smith	T. Biadasz	Z. Martin	T. Steele
Age	33	22	26	33	26
Exp.	13	2	4	10	4

Avg. Age - 28.0 years
Avg. Exp.- 6.6 years

Offensive Line in Week 16 at Miami

	LT	LG	C	RG	RT
	C. Edoga	Tyler Smith	T. Biadasz	Z. Martin	T. Steele
Age	26	22	26	33	26
Exp.	5	2	4	10	4

Avg. Age - 26.6 years
Avg. Exp.- 5.0 years

★ SUSTAINING SUCCESS ★

Partly due to a high third down conversion rate, the Cowboys have sustained long drives in 2023. After finishing with the 17th-most 10-play drives (31) in 2022, Dallas ranks first with 44 10-play drives in 2023 and cashed in for points on all but seven of those 10-play drives:

Team	Most 10-Play Drives - NFL 2023				
	10-Play Dr	TDs	FGs	Tot Scores	Efficcy
Dallas	44	17	20	37	84.1%
Philadelphia.....	37	15	17	32	86.5%
Kansas City.....	34	13	11	24	70.6%
LA Chargers.....	34	13	14	27	79.4%

★ STAYING ON THE FIELD ★

The Cowboys are extending drives in 2023. Along with a league-leading 44 10-play drives, Dallas is avoiding three-and-outs. The Cowboys have endured 26 three-and-outs on 149 drives in 2023, a 17.4% three-and-out rate that is the sixth-lowest in the NFL:

Team	Lowest 3 & Out Percentages - NFL 2023		
	Off. Series	3 & Outs	3 & Out%
Buffalo.....	160	19	11.9%
Kansas City.....	159	24	15.1%
Detroit.....	165	28	17.0%
Miami.....	165	28	17.0%
San Francisco.....	162	28	17.3%
Dallas	149	26	17.4%

★ MOVE THE CHAINS ★

The Cowboys offense has racked up first downs in 2023, as their 337 first downs are second in the NFL:

Most First Downs - NFL 2023			
Team	1stD	Team	1stD
Philadelphia.....	341	San Francisco.....	335
Dallas	337	Detroit.....	335
Buffalo.....	336	Miami.....	324

Dallas picked up 33 first downs in the win against Seattle (11/30), tied for second in Cowboys history and the most in a game by any NFL team this season. Dallas also has the second-most first downs in a game this season, when they totaled 32 first downs against the N.Y. Giants (11/12):

Total First Downs Made in Single Game - NFL 2023		
Team	Opp, Date	1st Dwns
Dallas	vs. Sea, 11/30	33
Dallas	vs. NYG, 11/12	32
Kansas City.....	vs. Chi, 9/24	31

★ TIME OF POSSESSION ★

Part of Mike McCarthy's complementary football formula is dominating the time of possession. In 2023, Dallas is averaging 31:49 in time of possession, good for third in the NFL this season:

Time of Possession Leaders - NFL 2023			
Team	TOP	Team	TOP
Cleveland.....	33:08	Detroit.....	31:41
Chicago.....	31:50	Philadelphia.....	31:39
Dallas	31:49	Carolina.....	31:35

★ BALL DISTRIBUTION ★

Head Coach and play caller Mike McCarthy stresses the importance of ball distribution in his offense. The NFL average for combined rushes and completions in a game is 48.6. Dallas averages 52.4 rushes and completions a game in 2023, fourth in the NFL:

Rushes and Completions-Per-Game - NFL 2023			
Team	Rush+Cmp	Team	Rush+Cmp
Detroit.....	54.1	Dallas	52.4
Philadelphia.....	52.9	Buffalo.....	51.9
Cleveland.....	52.6	Baltimore.....	51.9

SECONDARY NOTES



2023 PASS DEFENSE STATS

13

Interceptions
(T-13th)

82.4

Passer Rating Against
(6th)

184.0

Net Passing Yards/Game
(5th)

★ NOT SO BLAND ★

The Dallas Cowboys selected cornerback DaRon Bland in the fifth round (167th overall) of the 2022 NFL Draft. As a rookie, Bland filled in as a starter at both nickel corner and outside corner due to injuries. Bland stepped up for the Dallas secondary, tying for second among NFL rookies with five interceptions, and his five picks were the most by a Cowboys rookie since 2002 (Roy Williams and Derek Ross).

Bland is up to the task once again in 2023, as he leads the NFL with eight interceptions in 2023. He also has more interceptions (13) than any other player since entering the league in 2022:

Interceptions - NFL 2022-23

Player	INT	Player	INT
DaRon Bland, Dal	13	Justin Simmons, Den	9
Jessie Bates III, Atl	10	R. Woolen/K. Joseph.....	8

Bland's 13 career interceptions are also the third-most by a Cowboys player in their first two seasons:

Interceptions in First Two Seasons - Cowboys History

Player	INT	Player	INT
Everson Walls	18	DaRon Bland	13
Trevon Diggs	14	Mel Renfro.....	9

★ TO THE HOUSE ★

DaRon Bland leads the NFL with eight interceptions in 2023. Bland has returned five of his interceptions for touchdowns, a single-season NFL record:

Most Pick-Sixes in a Season - NFL History

Player, Season	INT TD	Player, Season	INT TD
DaRon Bland, 2023	5	Ken Houston, 1971.....	4
Eric Allen, 1993	4	Jim Kearney, 1972.....	4

Bland's five pick-sixes are also the most all-time in Cowboys history:

Most Career Pick-Sixes - Cowboys History

Player, Season	INT TD	Player, Season	INT TD
DaRon Bland	5	Dennis Thurman	4
Dexter Coakley	4	Five others tied.....	3

★ DO-IT-ALL DaRON ★

In addition to leading the NFL in interceptions, DaRon Bland has also become a proven tackler in the Cowboys secondary. Bland is one-of-four cornerbacks in the NFL this season with double-digit tackles and an interception in the same game:

Cornerbacks with 10 Tackles, 1 INT in a Game - NFL 2023

Player, Team	Opp, Date	Tkls	INT
DaRon Bland, Dal	vs. Was, 11/23/23	10	1
D.J. Reed, NYJ	vs. Mia, 11/24/23	10	1
Carlton Davis, TB.....	at Ind, 11/26/23	10	1
Deommodore Lenoir, SF ..	at LAR, 9/17/23	10	1

★ LOOK AWAY ★

Dallas is tied for 13th in the NFL with 13 interceptions and has 62 pass breakups. Opposing quarterbacks have struggled against the Cowboys secondary, as Dallas' 82.4 passer rating against ranks sixth in the NFL.

When targeted, second-year corner DaRon Bland has allowed a passer rating of 46.5, third among NFL cornerbacks who have been targeted with at least 40 pass attempts:

Passer Rating When Targeted (min. 40 targets) - NFL 2023

Rnk Player, Team	Tgt	Rec	INT	PsRtingAg
1. Jaylon Johnson, Chi	49	24	4	31.6
2. Martin Emerson Jr, Cle	62	30	4	44.2
3. DaRon Bland, Dal	81	42	8	46.5
4. L'Jarius Sneed, KC.....	78	41	2	56.1
5. Paulson Adebo, NO	73	43	4	60.5

★ PASS BREAKUP UNIT ★

Along with the league lead in interceptions (eight), DaRon Bland is seventh in pass breakups (14):

Pass Breakups - NFL 2023

Player	PBU	Player	PBU
Charvarius Ward, SF.....	22	Paulson Adebo, NO	16
Darius Williams, Jax.....	19	Darius Slay, Phi.....	15
Benjamin St-Juste, Was	17	DaRon Bland, Dal	14
Devon Witherspoon, Sea ..	16		

★ NFC DEFENSIVE POTM ★



DaRon Bland was named NFC Defensive Player of the Month for November, his first career player of the month award.

Combined with Dak Prescott's NFC Offensive Player of the Month honor for November, it marked the second time since at least 1994 that an NFL team had two monthly award winners at the same time (LA Rams in 2018).

In the Thanksgiving Day win against Washington (11/23), Bland recorded his fifth pick-six of the season, making him the only player in NFL history with five pick-sixes in a season. Overall in November, Bland finished with four interceptions, two of which he returned for a touchdown, along with five pass breakups and 26 tackles.

It also marked Dallas' second Defensive POTM award in 2023, as Micah Parsons won the award for September. It's the first time in team history that two defensive players were named POTM in the same season.

MICAH PARSONS NOTES



BY THE NUMBERS

39.5 Career Sacks
*fourth in the NFL since 2021

254 Career Pressures
*second in the NFL since 2021, per

21.6 Pressure Percentage
*leads all edge defenders since 2021



2023 DALLAS COWBOYS

★ THE LIONBACKER ★

Micah Parsons proved to be explosive off the edge in his first two seasons with Dallas. Parsons led the NFL with 90 quarterback pressures and a league high 19.3% pressure percentage in 2022.

Parsons has not slowed down in 2023. His 97 pressures once again lead the league. He has also pressured quarterbacks on 21.1% of his pass rushes, first among all NFL defenders:

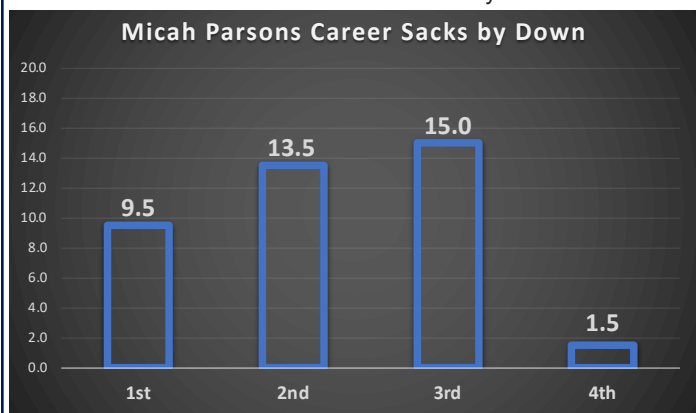
Quarterback Pressures, PFF 2023

Player	Pressures	Ps Rush	Prsr%
Micah Parsons, Dal	97	459	21.1%
Nick Bosa, SF	88	536	16.4%
Aidan Hutchinson, Det	87	541	16.1%
Josh Allen, Jax	82	462	17.7%
Maxx Crosby, LV	82	587	14.0%

NFL Next Gen Stats clocked Parsons at an average pass rush get-off of 0.57 seconds against the N.Y. Jets (9/17) – the fastest of any player in a game over the last two years.

★ PARSONS SACKS BY DOWN ★

Micah Parsons has recorded 39.5 career sacks in the regular season. Below is a breakdown of his sacks by down:



13

Micah Parsons has 13.0 sacks in 2023 and is the first player in Cowboys history with double-digit sacks in each of his first three seasons. Parsons is also the second NFL player since 1982 with 13.0 sacks in each of his first three seasons, joining Reggie White.

★ THE LION IS ALWAYS HUNGRY ★

Micah Parsons was on the prowl for opposing quarterbacks in his first two seasons with the Dallas Cowboys, finishing with 13.0 sacks as a rookie and 13.5 sacks in 2022, good for seventh in the NFL. In 2023 Parsons is tied for seventh in the NFL with 13.0 sacks.

Parsons' career sack total is up to 39.5, tied for the fifth-most sacks in a NFL player's first three seasons since sacks became official in 1982:

Most Sacks Through First Three Seasons - Since 1982

Player/Team	Seasons	Sacks
Reggie White, Phi	1985-87	52.0
Derrick Thomas, KC	1989-91	43.5
Aldon Smith, SF	2011-13	42.0
Dwight Freeney, Ind	2002-04	40.0
Micah Parsons, Dal	2021-23	39.5
Shawne Merriman, SD	2005-07	39.5
Richard Dent, Chi	1983-85	37.5
J.J. Watt, Hou	2011-13	36.5

With 1.5 sacks against Washington (11/23), Parsons recorded his 13th career multi-sack game, the fourth-most multi-sack games in an NFL player's first three seasons since 1982:

Most Multi-Sack Games Through First Three Seasons Since 1982

Player/Team	Multi-Sack Gms	Seasons
Reggie White, Phi	17	1985-87
Aldon Smith, SF	16	2011-13
Richard Dent, Chi	14	1983-85
Micah Parsons, Dal	13	2021-23
Shawne Merriman, SD	12	2005-07

★ BEWARE OF THE LION ★

Micah Parsons is one of the game's top pass rushers, and he led the league in pass rush win rate (30%) in 2022. In 2023, Parsons again leads the NFL in pass rush win rate (36.9%), which occurs when a defender beats his block in less than 2.5 seconds:

Pass Rush Win Rate - NFL 2023

Rk	Player, Team	Wins	Plays	PRWR
1.	Micah Parsons, Dal	79	210	37.6%
2.	Myles Garrett, Cle	71	250	28.4%
3.	Jadeveon Clowney, Bal	61	243	25.1%
4.	T.J. Watt, Pit	67	267	25.1%
5.	Will Anderson Jr., Hou	51	204	25.0%
6.	Brian Burns, Car	38	156	24.4%
7.	Jonathan Greenard, Hou	54	241	22.4%
8.	Bryce Huff, NYJ	41	184	22.3%

DEFENSIVE NOTES

★ NFC DEFENSIVE POTM ★



Micah Parsons was named NFC Defensive Player of the Month for September, becoming just the fourth Cowboys defender to win the award for Dallas.

Parsons exploded out of the gates in 2023, registering 10 tackles, two for loss, 4.0 sacks and 15 pressures. He registered at least 1.0 sack in each of the September games. He was the fifth Cowboys player to start the season with a three-game sack streak and the first since DeMarcus Lawrence in 2017.

NFL Next Gen Stats had Parsons as the NFL's leader in pass rush win rate in September (40%), which occurs when a defender beats his block in less than 2.5 seconds.

Dallas Cowboys to Win NFC Defensive POM

Player	Position	Season	Month
DaRon Bland	CB	2023	November
Micah Parsons	LB	2023	September
Trevon Diggs	CB	2021	September
DeMarcus Lawrence	DE	2017	September
Sean Lee	LB	2013	October
Sean Lee	LB	2011	September

★ SACK ATTACK ★

Dallas was effective in rushing opposing passers in 2022, as Dallas' 54 sacks tied for third in the NFL. In 2023 Dallas is tied for 14th in the NFL with 41 sacks.

Below are all of Dallas' 2023 sacks broken down by player:

Dallas Cowboys Sack Leaders - 2023

Player	Sacks	Player	Sacks
Micah Parsons	13.0	Dante Fowler	2.5
Dorance Armstrong	5.5	Chauncey Golston	1.5
DeMarcus Lawrence	4.0	Jayron Kearsse	1.5
Sam Williams	4.0	Neville Gallimore	1.0
Osa Odighizuwa	3.0	Mazi Smith	1.0
Johnathan Hankins	3.0		

★ BLITZ-CAST ★

In 2022 Dallas blitzed opponents on 26.5% of its dropbacks, 14th in the league. In 2023, the Cowboys have notched up the pressure, and Dallas' 34.1% blitz rate is seventh in the NFL:

Blitz Per Dropback - NFL 2023

Team	Biz/Db	Team	Biz/Db
Minnesota	48.3%	Carolina	37.2%
N.Y. Giants	46.3%	Denver	35.7%
Tampa Bay	41.4%	Dallas	34.1%
Kansas City	38.2%	Green Bay	33.6%

When sending five-or-more pass rushers, Dallas has forced opposing quarterbacks to throw six interceptions, tied for the third-most interceptions in the NFL when blitzing:

Interceptions When Blitzing Opposing QBs - NFL 2023

Team	INT	Team	INT
Baltimore	7	Minnesota	6
N.Y. Giants	7	Tampa Bay	6
Dallas	6	Detroit	5

★ WRAP UP ★

Since Dan Quinn arrived in 2021, the Dallas defense has the second-fewest missed tackles (324) behind New England (316) per PFF. In 2023 the Cowboys have 93 missed tackles, the fewest in the NFL:

Fewest Missed Tackles per PFF - NFL 2023

Team	MissTkl	Team	MissTkl
Dallas	93	Kansas City	109
Philadelphia	100	New England	110
New Orleans	108	Detroit	110

★ WINGARDIUM LEVI-OSA ★

Osa Odighizuwa is having a career year, disrupting fronts in both the run and pass game. Odighizuwa has 3.0 sacks in 2023 and ranks second in pass rush win rate (18.6%) among interior defensive linemen in 2023, per NextGenStats. A pass rush win occurs when a defender beats his block in less than 2.5 seconds:

Pass Rush Win Rate - NFL Defensive Tackles per NextGen

Rk	Player, Team	Wins	Plays	PRWR
1.	Aaron Donald, LAR	53	262	20.2%
2.	Osa Odighizuwa, Dal	29	156	18.6%
3.	Dexter Lawrence, NYG	41	227	18.1%
4.	DeForest Buckner, Ind	40	230	17.4%
5.	Chris Jones, KC	29	175	16.6%

★ UNDER PRESSURE ★

The Cowboys front six have established themselves as one of the premier pass rushing units in the league. After leading the NFL with 271 pressures in 2022, Dallas is tied for fourth in the NFL with 239 pressures in 2023, per *Pro Football Focus*:

Most QB Pressures per PFF - NFL 2023

Team	Pressures
Baltimore	269
San Francisco	261
Miami	248
Dallas	239
Philadelphia	239

★ NO FLY ZONE ★

The Dallas Cowboys were eighth in the NFL in pass defense (200.9) in 2022. In 2023 Dallas has allowed a mere 184.0 net passing yards-per-game, fifth in the NFL this season:

Team Net Passing Yards Allowed-Per-Game - 2023

Team	Yds/Game
Cleveland	160.1
N.Y. Jets	168.6
Kansas City	173.8
Carolina	175.9
Dallas	184.0

The last time Dallas allowed less than 184.0 net passing yards-per-game in a season was in 2003 (164.4).

Additionally, the Cowboys secondary has limited opponents after the catch. Dallas has allowed 1,522 yards after the catch, seventh-fewest in the NFL in 2023:

YAC Allowed - NFL 2023

Team	YACAllwd	Team	YACAllwd
Carolina	1,301	New Orleans	1,492
Kansas City	1,399	Cleveland	1,502
Arizona	1,416	Dallas	1,522
Atlanta	1,445	LA Rams	1,546

★ GILLY LOCK ★

The Dallas Cowboys added a lockdown corner when they traded a 2023 fifth round pick to the Colts for the former 2019 NFL Defensive Player of the Year, Stephon Gilmore, who has added a veteran presence to the Dallas secondary.

Gilmore has two interceptions in 2023 and has 31 picks in his career, the fifth-most among active players.

NFL Pass Defense Leaders - Active Players

Interceptions	Pass Breakups
1. Patrick Peterson (36)	1. Darius Slay (148)
2. Harrison Smith (34)	2. Stephon Gilmore (139)
3. Tashaun Gipson Sr. (33)	3. Patrick Peterson (122)
4. Tyrann Mathieu (32)	4. James Bradberry (111)
5. Stephon Gilmore (31)	5. Logan Ryan (98)

According to *Pro Football Focus*, Gilmore has allowed 44 receptions on 80 targets, a 55.0% reception percentage allowed that is 12th in the NFL among corners who have been targeted at least 40 times.

DEFENSIVE NOTES

★ DEFENSIVE SCORES ★

In 2023 Dallas leads the league with six defensive touchdowns, tying the single-season franchise record of six defensive touchdowns set in 2021:

Cowboys Most Defensive TDs in a Single Season

Season	INT Ret	Fum Ret	Tot TD
2021	5	1	6
2023	5	1	6
2013	2	3	5
1999	4	1	5
1983	2	3	5
1968	3	2	5

Since Dan Quinn's arrival in 2021, Dallas' 15 defensive touchdowns lead the NFL:

Most Defensive Touchdowns - NFL 2021-23

Team	INT Ret	Fum Ret	Tot TD
Dallas	9	5	15
Miami	7	4	11
New England.....	8	2	10
Philadelphia	5	4	9
Arizona.....	4	4	8
Las Vegas	4	4	8

★ STAY SCHEMIN' ★

Under Defensive Coordinator Dan Quinn, the Dallas secondary has become one of the most versatile units in the league. The Cowboys led the NFL in takeaways in both 2021 and 2022.

Since Quinn arrived in Dallas, the Cowboys have played man coverage 33.9% of the time, the third-highest man coverage rate during that span. In 2023 Dallas has played man coverage 36.5% of the time, third in the league behind Cleveland (42.1%) and the N.Y. Giants (37.1%).

Below is a year-by-year breakdown of Dallas' coverage schemes dating back to 2019, per TruMedia:

Dallas Cowboys Year-by-Year Man vs. Zone Coverage - Per PFF

Year	Def. Coord.	Man %	Zone%
2023	Dan Quinn	36.5% (3rd)	59.6% (29th)
2022	Dan Quinn	27.2% (12th)	69.0% (14th)
2021	Dan Quinn	38.4% (3rd)	57.0% (29th)
2020	Mike Nolan	26.2% (19th)	66.3% (14th)
2019	Rod Marinelli	26.1% (27th)	67.8% (6th)

★ STOPS IN CRUNCH TIME ★

The Dallas defense has stepped up late in games this season. Despite several teams scoring points late due to eight 20-point blowout victories, Dallas has allowed just six touchdowns in the fourth quarter this season, and its 3.9 points allowed-per-game in the fourth quarter ranks third in the NFL:

Fourth Quarter Points Allowed-Per-Game - 2023

Team	Pts/4Q	Team	Pts/4Q
Pittsburgh	3.3	Kansas City	4.5
San Francisco.....	3.5	N.Y. Jets	4.9
Dallas	3.9	Las Vegas.....	5.0
Atlanta	4.1	Cincinnati.....	5.1

★ NEGATIVE PLAYS ★

After ranking 24th in opponent negative plays in 2020, Dallas has taken down opponents behind the line of scrimmage at a high rate since Dan Quinn's arrival in 2021.

In 2023 Dallas has forced its opponents to zero or negative yards on 35.5% of its snaps this season, including incompletions, good for fourth in the league per TruMedia:

Opponent Zero or Negative Yard Play Percentage - 2023

Team	Snaps	Neg0Plys	Neg0Ply%
Cleveland	875	374	42.7%
Baltimore.....	981	369	37.6%
Atlanta.....	952	347	36.4%
Dallas	898	319	35.5%
Pittsburgh.....	968	340	35.1%

★ THIRD-AND-I GOT THIS ★

The Cowboys have held opponents to 73-of-188 on third downs in 2023, a 38.8% opponent third down conversion rate. When limiting opposing offenses on first and second down, the Cowboys defense has given opponents fits on third and medium (four-to-six yards). Dallas has allowed just 14 first downs on 39 third and medium attempts, a 35.9% third and medium opponent conversion rate that is third in the NFL in 2023.

Below is a breakdown of the Cowboys opponent third down conversions by distance in 2023:

Cowboys Third Down Defense in 2023

3rd & Short (<4 Yds)	3rd & Med (4-6 Yds)	3rd & Long (>6 Yds)	3rd & 10+
42-66 (63.6%)	14-39 (35.9%)	17-83 (20.5%)	5-50 (10.0%)
Rank: 23rd	Rank: 3rd	Rank: 8th	Rank: t-5th

In the win against the N.Y. Giants (11/12), Dallas did not allow a first down on 12 third down attempts (0-12). Below are the games where Dallas did not allow one third down conversion since 1990:

Zero Third Down Conversions Allowed - Cowboys Since 1990

Opp, Date	3rdAtt	3rdConv	3rdConv%
NYG, 11/12/23	12	0	0.0%
NYG, 1/3/21	7	0	0.0%
Ari, 9/6/98	10	0	0.0%
Det, 11/8/92	7	0	0.0%
LA Raiders, 10/25/92.....	8	0	0.0%

★ TAKEAWAYS IN BUNCHES ★

The Cowboys led the NFL in takeaways in both 2021 (34) and 2022 (33), becoming the first team to lead the NFL in takeaways in back-to-back seasons since the Pittsburgh Steelers from 1972-74 (three straight seasons).

In 2023 Dallas is tied for 14th with 21 takeaways, and since Dan Quinn arrived as defensive coordinator in 2021, the Cowboys lead the NFL in both takeaways (88) and interceptions (55):

Most Takeaways in the NFL - 2021-23

Team	INT	FR	Takeaways
Dallas	55	33	88
Indianapolis.....	44	32	76
Buffalo.....	49	25	74
New England	51	21	72
Tampa Bay	40	32	72

Dallas is 8-0 when winning the turnover battle in 2023, the league's best record in that category. Overall, the Cowboys have a +8 turnover differential, tied for fourth in the NFL.

★ FUMBLEROOSKI ★

Dallas has put an emphasis on takeaways since Dan Quinn arrived as defensive coordinator in 2021. In 2022 Dallas made an effort to jar the ball loose from opposing ball carriers, as the Cowboys led the league with 20 forced fumbles, which was also the most by a Cowboys team since the stat became official in 1994:

The Cowboys have forced 13 fumbles in 2023, and spanning back to last season, Dallas leads the league in forced fumbles (33):

Team Leaders in Forced Fumbles - 2022-23

Team	FF	Team	FF
Dallas	33	Indianapolis.....	30
Minnesota	31	N.Y. Giants.....	29
Denver	30	Tampa Bay.....	28

Along with forcing fumbles, Dallas is quick to recover fumbles on the defensive side of the ball. In 2023 Dallas has pounced on eight fumble recoveries. Since the start of 2022, Dallas leads the league in defensive fumble recoveries (25).

SPECIAL TEAMS NOTES

2023 SEASON (NFL Rank)

33 Field Goals (T-1st)

100% Field Goal Percentage (1st)

141 Kicking Points (1st)

★ BUTTER AUBREY ★

Brandon Aubrey, who spent his collegiate athletic career as a soccer player at Notre Dame, is tied for first in the NFL in field goals made (33) and ranks first in field goal percentage (100%). After Aubrey made a game-winning field goal at the LA Chargers (10/16), Dak Prescott called Aubrey "Butter Aubrey" in reference to his historic start.

Aubrey has made all 33 of his field goal attempts in 2023, extending his NFL record for the most field goals made without a miss to start a career:

Most Field Goals Made Without Missing To Start Career NFL History

Player, Season	FGM	FGA
Brandon Aubrey, 2023	33	33
Travis Coons, 2015	18	18
Chandler Catanzaro, 2014	17	17
Kai Forbath, 2012	17	17

★ LONG BALL BRANDON ★

Along with his efficient start to the season, Aubrey has shown that he has the ability to knock down kicks from long range. Aubrey nailed a 60-yard field goal and a 59-yard field goal against Philadelphia (12/10), becoming the first player in NFL history to make two field goals from 59-plus yards in a single game.

Below are the longest field goals by a Cowboys rookie:

Longest Field Goals by Cowboys Rookie Kickers

Player	FG Length	Opp, Date
Brett Maher	62	Phi, 12/9/18
Brandon Aubrey	60	Phi, 12/10/23
Brandon Aubrey	59	Phi, 12/10/23
Brett Maher	59	TB, 12/23/18
Brandon Aubrey	58	LAR, 10/29/23

Aubrey has made eight field goals from 50-plus yards in 2023, the most 50-yard field goals by a Cowboys rookie and the second-most 50-yard makes in a season by any Cowboys player:

Most 50-Yard Field Goals Made in a Season - Cowboys History

Player, Season	50+ Yd FG	
	FGM	FGA
Brett Maher, 2022	9	11
Brandon Aubrey, 2023	8	8
Dan Bailey, 2013	6	7
Brett Maher, 2018	6	7

Additionally, Aubrey made three field goals from 50-plus yards on Sunday Night Football against Philadelphia (12/10). He is just the second player in franchise history with three field goals of 50-plus yards in a single game, joining Brett Maher (at Min, 11/20/22).

60 Brandon Aubrey made a 60-yard field goal in the first quarter against Philadelphia (12/10). It was the first 60-yard field goal made in the first quarter in NFL history.

★ POINT PERSON ★

Brandon Aubrey signed with the Cowboys prior to training camp after kicking two seasons for the Birmingham Stallions in the USFL. Aubrey has been rock solid as a rookie, converting all 33 of his field goal attempts and 42-of-45 PATs.

Along with precision, Aubrey has racked up points thanks to touchdowns from all three phases. Aubrey's 141 kicking points lead the league in 2023 and are the second-most points scored through 15 career games in NFL history:

Most Points Scored in First 15 Career Games NFL History

Player	FGM	FGA	FG%	PAT	Pts
Harrison Butker, 2017	39	43	90.7%	39	156
Brandon Aubrey, 2023	33	33	100.0%	42	141
Cody Parkey, 2014	30	34	88.2%	50	140
Chester Marcol, 1972-73	36	51	70.6%	31	139
Dan Bailey, 2011	32	36	88.9%	37	133

Aubrey's 141 points are also the most kicking points in a season in franchise history and the second-most total points scored in a season by any Cowboys player:

Most Points Scored in a Season - Cowboys History

Player, Season	Pts	Player, Season	Pts
Emmitt Smith, 1995	150	Dan Bailey, 2011	135
Brandon Aubrey, 2023	141	Greg Zuerlein, 2020	135
Brett Maher, 2022	137	Emmitt Smith, 1994	132

★ TOUCHBACK CENTRAL ★

Brandon Aubrey leads the NFL with 90 touchbacks on 97 kick-offs (92.8% touchback percentage, second in the NFL).

Aubrey's 90 touchbacks are also an NFL single-season record:

NFL Kickoff Touchback Single-Season Leaders

Player, Season	TB	Player	TB
Brandon Aubrey, 2023	90	Matt Prater, 2013	81
Bradley Pinion, 2019	88	Greg Zuerlein, 2021	80
Bradley Pinion, 2020	85	Brett Maher, 2022	78

★ MORE HISTORY? ★

Brandon Aubrey's 33 field goals in 2023 are the third-most made field goals in a season in franchise history behind Richie Cunningham (34) and Greg Zuerlein (34):

Most Field Goals Made in a Season - Cowboys History

Player, Season	FGM	Player	FGM
Richie Cunningham, 1997	34	Dan Bailey, 2011	32
Greg Zuerlein, 2020	34	Chris Boniol, 1996	32
Brandon Aubrey, 2023	33	Dan Bailey, 2015	30



ROSTERS AND DEPTH CHART

2023 DALLAS COWBOYS UNOFFICIAL DEPTH CHART

(As of December 26, 2023)

OFFENSE

WR	88 CeeDee Lamb	<u>83 Jalen Brooks</u>	
LT	77 Tyron Smith	71 Chuma Edoga	
LG	73 Tyler Smith	71 Chuma Edoga	<u>76 Asim Richards</u>
C	63 Tyler Biadasz	67 Brock Hoffman	
RG	70 Zack Martin	<u>66 T.J. Bass</u>	
RT	78 Terence Steele	71 Chuma Edoga	
TE	87 Jake Ferguson	<u>86 Luke Schoonmaker</u>	89 Peyton Hendershot
WR	3 Brandin Cooks	9 KaVontae Turpin	
WR	13 Michael Gallup	18 Jalen Tolbert	
QB	4 Dak Prescott	10 Cooper Rush	15 Trey Lance
RB	20 Tony Pollard	23 Rico Dowdle	<u>42 Deuce Vaughn</u> <u>40 Hunter Luepke</u>

DEFENSE

DE	90 DeMarcus Lawrence	54 Sam Williams	
DT	95 Johnathan Hankins	<u>58 Mazi Smith</u>	
DT	97 Osa Odighizuwa	96 Neville Gallimore	99 Chauncey Golston
DE	92 Dorance Armstrong	56 Dante Fowler	
LB	11 Micah Parsons	32 Rashaan Evans	<u>91 Tyrus Wheat</u>
LB	33 Damone Clark	14 Markquese Bell	
CB	21 Stephon Gilmore	<u>37 Eric Scott</u>	
NCB	2 Jourdan Lewis	19 Noah Igbinoghene	
CB	26 DaRon Bland	25 Nahshon Wright	
S	1 Jayron Kearse	24 Israel Mukuamu	
S	6 Donovan Wilson		
S	28 Malik Hooker	30 Juanyeh Thomas	

SPECIALISTS

K	<u>17 Brandon Aubrey</u>		
P	5 Bryan Anger		
LS	44 Trent Sieg		
H	5 Bryan Anger		
KR	9 KaVontae Turpin	23 Rico Dowdle	<u>42 Deuce Vaughn</u>
PR	9 KaVontae Turpin	<u>42 Deuce Vaughn</u>	

PRONUNCIATION GUIDE

Dorance Armstrong	DOOR-intz	Israel Mukuamu	MOO-kwah-moo
Markquese Bell	mar-KEESE	Osa Odighizuwa	oh-DIGGY-zoowa
Tyler Biadasz	bee-AH-dish	Asim Richards	AH-sum
DaRon Bland	duh-RON	Luke Schoonmaker	SKOON-maker
Damone Clark	duh-MONE	Trent Sieg	SIG
Rico Dowdle	DOWD-ill	Mazi Smith	MAH-zee
Chuma Edoga	chu-MA ee-doe-GAH	Tyron Smith	TIE-rin
Stephon Gilmore	steph-AHN	Juanyeh Thomas	ONE-yay
Noah Igbinoghene	IGG-bin-AWG-guh-nee	KaVontae Turpin	kuh-VON-tay
Jayron Kearse	JAY-RON	Nahshon Wright	nuh-SHAWN
Hunter Luepke	LIP-key		

COACHING STAFF

HEAD COACH: Mike McCarthy

ASSISTANTS: Jeff Blasko (Running Game Coordinator/Running Backs), Ramon Chinyoung (Quality Control/Asst. Offensive Line), Aden Durde (Defensive Line), John Fassel (Special Teams Coordinator), Ryan Feder (Game Management/Off. Assistant), Sharrif Floyd (Quality Control/Asst. Defensive Line), Will Harriger (Offensive Assistant/Quality Control), Evan Harrington (Offensive Assistant), Al Harris (Defensive Backs), Chase Haslett (Assistant Tight Ends), Cannon Matthews (Assistant Defensive Backs), Scott McCurley (Linebackers), Harold Nash (Strength & Conditioning Coordinator), Pete Ohnegian (Quality Control/Defensive Assistant), Robert Prince (Wide Receivers), Dan Quinn (Defensive Coordinator), Justin Rudd (Coaching Operations Manager/Football Analytics), Brian Schottenheimer (Offensive Coordinator), Eric Simonelli (Quality Control Analytics), Cedric Smith (Assistant Strength & Conditioning), Kendall Smith (Assistant Strength & Conditioning), Mike Solari (Offensive Line), Rayna Stewart (Assistant Special Teams), Darian Thompson (Quality Control/Asst. Linebackers), Scott Tolzien (Quarterbacks), Lunda Wells (Tight Ends), Joe Whitt (Secondary/Defensive Pass Game Coordinator).

2023 DALLAS COWBOYS ALPHABETICAL ROSTER

NO.	NAME	POS	HT	WT	DOB	EXP	COLLEGE	HOMETOWN	GP	GS	DNP	IA
5	Anger, Bryan	P	6-3	214	10/6/1988	12	California	Camarillo, Calif.	15	0	0	0
92	Armstrong, Dorance	DE	6-3	270	6/10/1997	6	Kansas	Houston, Texas	15	0	0	0
17	Aubrey, Brandon	K	6-3	208	3/14/1995	R	Notre Dame	St. Louis, Mo.	15	0	0	0
66	Bass, T.J.	G	6-4	315	3/31/1999	R	Oregon	Deming, Wash.	15	1	0	0
14	Bell, Markquese	LB	6-2	218	12/31/1999	2	Florida A&M	Bridgeton, N.J.	15	8	0	0
63	Biadasz, Tyler	C	6-4	316	11/20/1997	4	Wisconsin	Amherst, Wisc.	14	14	0	1
26	Bland, DaRon	CB	6-2	202	7/12/1999	2	Fresno State	Modesto, Calif.	15	13	0	0
83	Brooks, Jalen	WR	6-1	203	5/7/2000	R	South Carolina	Harrisburg, N.C.	5	0	0	10
33	Clark, Damone	LB	6-2	245	6/28/2000	2	Louisiana State	Baton Rouge, La.	15	15	0	0
3	Cooks, Brandin	WR	5-10	193	9/25/1993	10	Oregon State	Stockton, Calif.	14	13	0	1
23	Dowdle, Rico	RB	5-11	218	6/14/1998	4	South Carolina	Asheville, N.C.	15	0	0	0
71	Edoga, Chuma	OL	6-4	315	5/25/1997	5	Southern California	Atlanta, Ga.	15	6	0	0
32	Evans, Rashaan	LB	6-2	228	11/8/1995	6	Alabama	Auburn, Ala.	9	1	0	0
87	Ferguson, Jake	TE	6-5	252	1/18/1999	2	Wisconsin	Madison, Wisc.	15	14	0	0
56	Fowler, Dante	DE	6-3	250	8/3/1994	8	Florida	St. Petersburg, Fla.	15	0	0	0
96	Gallimore, Neville	DT	6-2	315	1/17/1997	4	Oklahoma	Ottawa, Ontario	15	0	0	0
13	Gallup, Michael	WR	6-1	205	3/4/1996	6	Colorado State	Monroe, Ga.	15	13	0	0
21	Gilmore, Stephon	CB	6-0	190	9/19/1990	12	South Carolina	Rock Hill, SC	15	15	0	0
99	Golston, Chauncey	DE	6-5	285	2/10/1998	3	Iowa	Detroit, Mich.	15	3	0	0
95	Hankins, Johnathan	DT	6-3	325	3/30/1992	11	Ohio State	Dearborn Heights, Mich.	13	13	0	2
89	Hendershot, Peyton	TE	6-4	250	4/23/1999	2	Indiana	North Salem, Ind.	6	0	0	2
67	Hoffman, Brock	C	6-4	315	7/2/1999	1	Virginia Tech	Statesville, N.C.	15	1	0	0
28	Hooker, Malik	S	6-1	215	4/2/1996	7	Ohio State	New Castle, Pa.	14	14	0	1
19	Igbinoghene, Noah	CB	5-11	194	11/27/1999	4	Auburn	Trussville, Ala.	5	0	0	10
1	Kearse, Jayron	S	6-4	227	2/11/1994	8	Clemson	Fort Myers, Fla.	14	11	0	1
88	Lamb, CeeDee	WR	6-2	197	4/8/1999	4	Oklahoma	Richmond, Texas	15	15	0	0
15	Lance, Trey	QB	6-4	226	5/9/2000	3	North Dakota State	Marshall, Minn.	0	0	0	15
90	Lawrence, DeMarcus	DE	6-3	254	4/28/1992	10	Boise State	Aiken, S.C.	15	15	0	0
2	Lewis, Jourdan	CB	5-10	190	8/31/1995	7	Michigan	Detroit Mich.	14	6	0	1
40	Luepke, Hunter	RB	6-1	245	2/28/2000	R	North Dakota State	Spencer, Wisc.	15	0	0	0
70	Martin, Zack	G	6-4	315	11/20/1990	10	Notre Dame	Indianapolis, Ind.	14	14	0	1
24	Mukuamu, Israel	S	6-4	215	11/28/1999	3	South Carolina	Charlotte, N.C.	12	0	0	3
97	Odighizuwa, Osa	DT	6-2	294	8/13/1998	3	UCLA	Dayton, Ohio	15	15	0	0
11	Parsons, Micah	LB	6-3	250	5/26/1999	3	Penn State	Harrisburg, Pa.	15	15	0	0
20	Pollard, Tony	RB	6-0	215	4/30/1997	5	Memphis	Memphis, Tenn.	15	15	0	0
4	Prescott, Dak	QB	6-2	228	7/29/1993	8	Mississippi State	Haughton, La.	15	15	0	0
76	Richards, Asim	T	6-4	315	10/2/2000	R	North Carolina	Philadelphia, Pa.	7	0	0	8
10	Rush, Cooper	QB	6-3	224	11/21/1993	6	Central Michigan	Charlotte, Mich.	6	0	9	0
86	Schoonmaker, Luke	TE	6-5	255	9/28/1998	R	Michigan	Hamden, Conn.	15	0	0	0
37	Scott, Eric	DB	6-1	205	8/7/1998	R	Southern Mississippi	Basehor, Kan.	0	0	0	15
44	Sieg, Trent	LS	6-3	240	5/19/1995	6	Colorado State	Eaton, Colo.	15	0	0	0
58	Smith, Mazi	DT	6-3	328	6/16/2001	R	Michigan	Grand Rapids, Mich.	15	2	0	0
73	Smith, Tyler	G/T	6-5	320	4/3/2001	2	Tulsa	Fort Worth, Texas	13	13	0	2
77	Smith, Tyron	T	6-5	307	12/12/1990	13	Southern California	Moreno Valley, Calif.	11	11	1	3
78	Steele, Terence	T	6-6	320	6/4/1997	4	Texas Tech	Cibolo, Texas	15	15	0	0
30	Thomas, Juanyeh	S	6-1	215	6/24/2000	1	Georgia Tech	Niceville, Fla.	14	1	0	1
18	Tolbert, Jalen	WR	6-1	200	2/27/1999	2	South Alabama	Mobile, Ala.	15	5	0	0
9	Turpin, KaVontae	WR	5-7	155	8/2/1996	2	TCU	Monroe, La.	14	0	0	1
42	Vaughn, Deuce	RB	5-5	180	11/2/2001	R	Kansas State	Round Rock, Texas	6	0	0	9
91	Wheat, Tyrus	LB	6-2	263	12/8/1999	R	Mississippi State	Amite, La.	10	0	0	0
54	Williams, Sam	DE	6-4	262	3/31/1999	2	Mississippi	Montgomery, Ala.	15	0	0	0
6	Wilson, Donovan	S	6-0	205	2/21/1995	5	Texas A&M	Shreveport, La.	13	11	0	2
25	Wright, Nahshon	CB	6-4	200	9/23/1998	3	Oregon State	East Palo Alto, Calif.	10	0	0	0
PRACTICE SQUAD												
80	Billy-Johnson, Tyron	WR	6-1	195	1/8/1996	4	Oklahoma State	New Orleans, La.	0	0	0	0
64	Bostick, Earl	T	6-6	315	12/31/1998	R	Kansas	Barnwell, S.C.	0	0	0	0
17	Bryant, Martavis	WR	6-4	210	12/20/1991	5	Clemson	Calhoun Falls, S.C.	0	0	0	0
31	Butler, Josh	CB	6-0	186	11/25/1996	R	Michigan State	Mesquite, Texas	0	0	0	0
16	Cropper, Jalen	WR	5-11	180	5/3/2001	R	Fresno State	Parlier, Calif.	0	0	0	0
98	Davis Jr., Carl	NT	6-5	335	3/2/1992	9	Iowa	Detroit, Mich.	2	0	0	0
34	Davis, Malik	RB	5-10	205	11/26/1998	2	Florida	Tamp, Fla.	3	0	0	0
48	Fant, Princeton	TE	6-2	250	3/11/1999	R	Tennessee	Nashville, Tenn.	2	0	0	0
46	Jefferson, Malik	LB	6-2	245	11/15/1996	4	Texas	Mesquite, TX	3	0	0	0
57	Johnson, Buddy	LB	6-2	240	2/27/1999	2	Texas A&M	Dallas, TX	0	0	0	0
51	Johnson, Durrell	DE	6-3	260	6/26/1998	R	Liberty	Baltimore, Md.	0	0	0	0
68	Pankey, Adam	G	6-5	307	2/2/1994	4	West Virginia	Hamilton, OH	0	0	0	0
94	Previlon, Willington	DL	6-5	285	5/19/1997	1	Rutgers	Orange, NJ	0	0	0	0
27	Redwine, Sheldrick	DB	6-0	195	11/6/1996	4	Miami	Miami, FL	1	0	0	0
65	Shepley, Dakota	G	6-4	290	12/27/1994	3	British Columbia	Windsor, Ontario	0	0	0	0
RESERVE/DESIGNATED FOR RETURN												
93	Fehoko, Viliami	DE	6-4	283	12/16/1999	R	San Jose State	East Paolo Alto, Calif.	0	0	0	9
53	Price, Billy	OL	6-4	312	10/11/1994	6	Ohio State	Austintown, Ohio	0	0	0	0
79	Waletzko, Matt	T	6-8	320	12/15/1999	2	North Dakota	Cold Spring, Minn.	0	0	0	0
RESERVE/INJURED												
75	Ball, Josh	T	6-8	320	5/15/1998	3	Marshall	Fredericksburg, Va.	0	0	0	0
7	Diggs, Trevon	CB	6-1	204	9/20/1998	4	Alabama	Gaithersburg, Md.	2	2	0	0
85	Durden, David	WR	6-1	208	12/26/1998	R	West Florida	Midville, Ga.	0	0	0	0
29	Goodwin, C.J.	CB	6-3	195	2/4/1990	8	California (PA)	Wheeling, W.V.	5	0	0	0
84	McKeon, Sean	TE	6-5	255	12/28/1997	4	Michigan	Dudley, Mass.	9	0	0	0
35	Overshown, DeMarvion	LB	6-3	230	8/13/2000	R	Texas	Arp, Texas	0	0	0	0
81	Stephens, John	TE	6-6	245	9/23/1999	R	Louisiana-Lafayette	Logansport, LA.	0	0	0	0
55	Vander Esch, Leighton	LB	6-4	255	2/8/1996	6	Boise State	Riggins, Idaho	5	5	0	0

2023 DALLAS COWBOYS NUMERICAL ROSTER

NO.	NAME	POS	HT	WT	AGE	EXP	COLLEGE	HOW ACQ	GP	GS	DNP	IA
1	Jayron Kearse	S	6-4	227	29	8	Clemson	FA-'21	14	11	0	1
2	Jourdan Lewis	CB	5-10	190	28	7	Michigan	D3-'17	14	6	0	1
3	Brandin Cooks	WR	5-10	193	30	10	Oregon State	T(Hou)-'23	14	13	0	1
4	Dak Prescott	QB	6-2	228	30	8	Mississippi State	D4b-'16	15	15	0	0
5	Bryan Anger	P	6-3	214	35	12	California	FA-'21	15	0	0	0
6	Donovan Wilson	S	6-0	205	28	5	Texas A&M	D6-'19	13	11	0	2
9	KaVontae Turpin	WR	5-7	155	27	2	TCU	UDFA-'22	14	0	0	1
10	Cooper Rush	QB	6-3	224	30	6	Central Michigan	FA-'20	6	0	9	0
11	Micah Parsons	LB	6-3	250	24	3	Penn State	D1-'21	15	15	0	0
13	Michael Gallup	WR	6-1	205	27	6	Colorado State	D3-'18	15	13	0	0
14	Markquese Bell	LB	6-2	218	23	2	Florida A&M	UDFA-'22	15	8	0	0
15	Trey Lance	QB	6-4	226	23	3	North Dakota State	T(SF)-'23	0	0	0	15
17	Brandon Aubrey	K	6-3	208	28	R	Notre Dame	FA-'23	15	0	0	0
18	Jalen Tolbert	WR	6-1	200	24	2	South Alabama	D3-'22	15	5	0	0
19	Noah Igbinoghene	CB	5-11	194	24	4	Auburn	T(Mia)-'23	5	0	0	10
20	Tony Pollard	RB	6-0	215	26	5	Memphis	D4a-'19	15	15	0	0
21	Stephon Gilmore	CB	6-0	190	33	12	South Carolina	T(Ind)-'23	15	15	0	0
23	Rico Dowdle	RB	5-11	218	25	4	South Carolina	UDFA-'20	15	0	0	0
24	Israel Mukuamu	S	6-4	215	24	3	South Carolina	D6b-'21	12	0	0	3
25	Nahshon Wright	CB	6-4	200	25	3	Oregon State	D3c-'21	10	0	0	0
26	DaRon Bland	CB	6-2	202	24	2	Fresno State	D5b-'22	15	13	0	0
28	Malik Hooker	S	6-1	215	27	7	Ohio State	FA-'21	14	14	0	1
30	Juanyeh Thomas	S	6-1	215	23	1	Georgia Tech	UDFA-'22	14	1	0	1
32	Rashaan Evans	LB	6-2	228	28	6	Alabama	FA-'23	9	1	0	0
33	Damone Clark	LB	6-2	245	23	2	Louisiana State	D5c-'22	15	15	0	0
37	Eric Scott	DB	6-1	205	25	R	Southern Mississippi	D6a-'23	0	0	0	15
40	Hunter Luepke	RB	6-1	245	23	R	North Dakota State	UDFA-'23	15	0	0	0
42	Deuce Vaughn	RB	5-5	180	22	R	Kansas State	D6b-'23	6	0	0	9
44	Trent Sieg	LS	6-3	240	28	6	Colorado State	FA-'23	15	0	0	0
54	Sam Williams	DE	6-4	262	24	2	Mississippi	D2-'22	15	0	0	0
56	Dante Fowler	DE	6-3	250	29	8	Florida	UFA-'23	15	0	0	0
58	Mazi Smith	DT	6-3	328	22	R	Michigan	D1-'23	15	2	0	0
63	Tyler Biadasz	C	6-4	316	26	4	Wisconsin	D4b-'20	14	14	0	1
66	T. J. Bass	G	6-4	315	24	R	Oregon	UDFA-'23	15	1	0	0
67	Brock Hoffman	C	6-4	315	24	1	Virginia Tech	FA-'22	15	1	0	0
70	Zack Martin	G	6-4	315	33	10	Notre Dame	D1-'14	14	14	0	1
71	Chuma Edoga	OL	6-4	315	26	5	Southern California	UFA-'23	15	6	0	0
73	Tyler Smith	G/T	6-5	320	22	2	Tulsa	D1-'22	13	13	0	2
76	Asim Richards	T	6-4	315	23	R	North Carolina	D5-'23	7	0	0	8
77	Tyron Smith	T	6-5	307	33	13	Southern California	D1-'11	11	11	1	3
78	Terence Steele	T	6-6	320	26	4	Texas Tech	UDFA-'20	15	15	0	0
83	Jalen Brooks	WR	6-1	203	23	R	South Carolina	D7-'23	5	0	0	10
86	Luke Schoonmaker	TE	6-5	255	25	R	Michigan	D2-'23	15	0	0	0
87	Jake Ferguson	TE	6-5	252	24	2	Wisconsin	D4-'22	15	14	0	0
88	CeeDee Lamb	WR	6-2	197	24	4	Oklahoma	D1-'20	15	15	0	0
89	Peyton Hendershot	TE	6-4	250	24	2	Indiana	UDFA-'22	6	0	0	2
90	DeMarcus Lawrence	DE	6-3	254	31	10	Boise State	D2-'14	15	15	0	0
91	Tyrus Wheat	LB	6-2	263	24	R	Mississippi State	UDFA-'23	10	0	0	0
92	Dorance Armstrong	DE	6-3	270	26	6	Kansas	D4a-'18	15	0	0	0
95	Johnathan Hankins	DT	6-3	325	31	11	Ohio State	T(LV)-'22	13	13	0	2
96	Neville Gallimore	DT	6-2	315	26	4	Oklahoma	D3-'20	15	0	0	0
97	Osa Odighizuwa	DT	6-2	294	25	3	UCLA	D3a-'21	15	15	0	0
99	Chauncey Golston	DE	6-5	285	25	3	Iowa	D3b-'21	15	3	0	0
PRACTICE SQUAD												
16	Jalen Cropper	WR	5-11	180	22	R	Fresno State	UDFA-'23	0	0	0	0
17	Martavis Bryant	WR	6-4	210	32	5	Clemson	FA-'23	0	0	0	0
27	Sheldrick Redwine	DB	6-0	195	27	4	Miami	FA-'22	1	0	0	0
31	Josh Butler	CB	6-0	186	27	R	Michigan State	FA-'23	0	0	0	0
34	Malik Davis	RB	5-10	205	25	2	Florida	UDFA-'22	3	0	0	0
46	Malik Jefferson	LB	6-2	245	27	4	Texas	FA-'22	3	0	0	0
48	Princeton Fant	TE	6-2	250	24	R	Tennessee	UDFA-'23	2	0	0	0
51	Durrell Johnson	DE	6-3	260	25	R	Liberty	UDFA-'23	0	0	0	0
57	Buddy Johnson	LB	6-2	240	24	2	Texas A&M	FA-'23	0	0	0	0
64	Earl Bostick	T	6-6	315	24	R	Kansas	UDFA-'23	0	0	0	0
65	Dakoda Shepley	G	6-4	290	28	3	British Columbia	FA-'23	0	0	0	0
68	Adam Pankey	G	6-5	307	29	4	West Virginia	FA-'23	0	0	0	0
80	Tyron Billy-Johnson	WR	6-1	195	27	4	Oklahoma State	FA-'23	0	0	0	0
94	Wilmington Previlon	DL	6-5	285	26	1	Rutgers	FA-'23	0	0	0	0
98	Carl Davis Jr.	NT	6-5	335	31	9	Iowa	FA-'23	2	0	0	0
RESERVE/DESIGNATED FOR RETURN												
53	Billy Price	OL	6-4	312	29	6	Ohio State	FA-'23	0	0	0	0
79	Matt Waletzko	T	6-8	320	24	2	North Dakota	D5a-'22	0	0	0	0
93	Viliami Fehoko	DE	6-4	283	24	R	San Jose State	D4-'23	0	0	0	9
RESERVE/INJURED												
7	Trevon Diggs	CB	6-1	204	25	4	Alabama	D2-'20	2	2	0	0
29	C.J. Goodwin	CB	6-3	195	33	8	California (PA)	PS(Cin)-'18	5	0	0	0
35	DeMarion Overshown	LB	6-3	230	23	R	Texas	D3-'23	0	0	0	0
55	Leighton Vander Esch	LB	6-4	255	27	6	Boise State	D1-'18	5	5	0	0
75	Josh Ball	T	6-8	320	25	3	Marshall	D4b-'21	0	0	0	0
81	John Stephens	TE	6-6	245	24	R	Louisiana-Lafayette	UDFA-'23	0	0	0	0
84	Sean McKeon	TE	6-5	255	25	4	Michigan	UDFA-'20	9	0	0	0
85	David Durden	WR	6-1	208	25	R	West Florida	UDFA-'23	0	0	0	0

2023 DALLAS COWBOYS POSITIONAL ROSTER

NO.	NAME	POS.	HT.	WT.	AGE	EXP.	COLLEGE	HOW ACQ.
QUARTERBACKS (3)								
4	Dak Prescott	QB	6-2	228	30	8	Mississippi State	D4b-'16
10	Cooper Rush	QB	6-3	224	30	6	Central Michigan	FA-'20
15	Trey Lance	QB	6-4	226	23	3	North Dakota State	T(SF)-'23
RUNNING BACKS (4)								
20	Tony Pollard	RB	6-0	215	26	5	Memphis	D4a-'19
23	Rico Dowdle	RB	5-11	218	25	4	South Carolina	UDFA-'20
40	Hunter Luepke	RB	6-1	245	23	R	North Dakota State	UDFA-'23
42	Deuce Vaughn	RB	5-5	180	22	R	Kansas State	D6b-'23
WIDE RECEIVERS (6)								
3	Brandin Cooks	WR	5-10	193	30	10	Oregon State	T(Hou)-'23
9	KaVontae Turpin	WR	5-7	155	27	2	TCU	UDFA-'22
13	Michael Gallup	WR	6-1	205	27	6	Colorado State	D3-'18
18	Jalen Tolbert	WR	6-1	200	24	2	South Alabama	D3-'22
83	Jalen Brooks	WR	6-1	203	23	R	South Carolina	D7-'23
88	CeeDee Lamb	WR	6-2	197	24	4	Oklahoma	D1-'20
TIGHT ENDS (3)								
86	Luke Schoonmaker	TE	6-5	255	25	R	Michigan	D2-'23
87	Jake Ferguson	TE	6-5	252	24	2	Wisconsin	D4-'22
89	Peyton Hendershot	TE	6-4	250	24	2	Indiana	UDFA-'22
OFFENSIVE LINE (9)								
63	Tyler Biadasz	C	6-4	316	26	4	Wisconsin	D4b-'20
66	T.J. Bass	G	6-4	315	24	R	Oregon	UDFA-'23
67	Brock Hoffman	C	6-4	315	24	1	Virginia Tech	FA-'22
70	Zack Martin	G	6-4	315	33	10	Notre Dame	D1-'14
71	Chuma Edoga	OL	6-4	315	26	5	Southern California	UFA-'23
73	Tyler Smith	G/T	6-5	320	22	2	Tulsa	D1-'22
76	Asim Richards	T	6-4	315	23	R	North Carolina	D5-'23
77	Tyron Smith	T	6-5	307	33	13	Southern California	D1-'11
78	Terence Steele	T	6-6	320	26	4	Texas Tech	UDFA-'20
DEFENSIVE LINE (9)								
54	Sam Williams	DE	6-4	262	24	2	Mississippi	D2-'22
56	Dante Fowler	DE	6-3	250	29	8	Florida	UFA-'23
58	Mazi Smith	DT	6-3	328	22	R	Michigan	D1-'23
90	DeMarcus Lawrence	DE	6-3	254	31	10	Boise State	D2-'14
92	Dorance Armstrong	DE	6-3	270	26	6	Kansas	D4a-'18
95	Johnathan Hankins	DT	6-3	325	31	11	Ohio State	T(LV)-'22
96	Neville Gallimore	DT	6-2	315	26	4	Oklahoma	D3-'20
97	Osa Odighizuwa	DT	6-2	294	25	3	UCLA	D3a-'21
99	Chauncey Golston	DE	6-5	285	25	3	Iowa	D3b-'21
LINEBACKERS (5)								
11	Micah Parsons	LB	6-3	250	24	3	Penn State	D1-'21
14	Markquese Bell	LB	6-2	218	23	2	Florida A&M	UDFA-'22
32	Rashaan Evans	LB	6-2	228	28	6	Alabama	FA-'23
33	Damone Clark	LB	6-2	245	23	2	Louisiana State	D5c-'22
91	Tyrus Wheat	LB	6-2	263	24	R	Mississippi State	UDFA-'23
DEFENSIVE BACKS (11)								
1	Jayron Kearse	S	6-4	227	29	8	Clemson	FA-'21
2	Jourdan Lewis	CB	5-10	190	28	7	Michigan	D3-'17
6	Donovan Wilson	S	6-0	205	28	5	Texas A&M	D6-'19
19	Noah Igbinoghene	CB	5-11	194	24	4	Auburn	T(Mia)-'23
21	Stephon Gilmore	CB	6-0	190	33	12	South Carolina	T(Ind)-'23
24	Israel Mukuamu	S	6-4	215	24	3	South Carolina	D6b-'21
25	Nahshon Wright	CB	6-4	200	25	3	Oregon State	D3c-'21
26	DaRon Bland	CB	6-2	202	24	2	Fresno State	D5b-'22
28	Malik Hooker	S	6-1	215	27	7	Ohio State	FA-'21
30	Juanyeh Thomas	S	6-1	215	23	1	Georgia Tech	UDFA-'22
37	Eric Scott	DB	6-1	205	25	R	Southern Mississippi	D6a-'23
SPECIALISTS (3)								
5	Bryan Anger	P	6-3	214	35	12	California	FA-'21
17	Brandon Aubrey	K	6-3	208	28	R	Notre Dame	FA-'23
44	Trent Sieg	LS	6-3	240	28	6	Colorado State	FA-'23

HOW THE COWBOYS WERE BUILT/CONTRACT STATUS

YEAR	DRAFT PICKS (33)	FREE AGENTS (19)	COLLEGE FREE AGENTS (18)	TRADES/WAIVERS (5)	PRACTICE SQUAD (1)
2011	T. Smith (1st)				
2014	Z. Martin (1st) D. Lawrence (2nd)				
2016	D. Prescott (4th)				
2017	J. Lewis (3rd)				
2018	L. Vander Esch (1st) * M. Gallup (3rd) D. Armstrong (4th)				C. Goodwin (PS Cin -'18) *
2019	T. Pollard (4th) D. Wilson (6th)				
2020	C. Lamb (1st) T. Diggs (2nd) * N. Gallimore (3rd) T. Biadasz (4th-b)	C. Rush (FA-'20)	R. Dowdle (UDFA-'20) S. McKeon (UDFA-'20) * T. Steele (UDFA-'20)		
2021	M. Parsons (1st) O. Odighizuwa (3rd-a) C. Golston (3rd-b) N. Wright (3rd-c) J. Ball (4th-b) * I. Mukuamu (6th-b)	B. Anger (FA-'21) M. Hooker (FA-'21) J. Kearsse (FA-'21)			
2022	T. Smith (1st) S. Williams (2nd) J. Tolbert (3rd) J. Ferguson (4th) D. Bland (5th) D. Clark (5th)	D. Fowler (UFA '23) B. Hoffman (FA-'22) M. Jefferson (FA-'22) ^ S. Redwine (FA-'22) ^	M. Bell (UDFA-'22) M. Davis (UDFA-'22) ^ P. Hendershot (UDFA-'22) J. Thomas (UDFA-'22) K. Turpin (UDFA-'22)	J. Hankins (T LV -'22)	
2023	M. Smith (1st) L. Schoonmaker (2nd) D. Overshown (3rd) * A. Richards (5th) E. Scott (6th) D. Vaughn (6th) J. Brooks (7th)	B. Aubrey (FA-'23) T. Billy-Johnson (FA-'23) ^ M. Bryant (FA-'23) ^ J. Butler (FA-'23) ^ C. Davis Jr. (FA-'23) ^ C. Edoga (UFA-'23) R. Evans (FA-'23) B. Johnson (FA-'23) ^ A. Pankey (FA-'23) ^ D. Shepley (FA-'23) ^ T. Sieg (FA-'23)	T. Bass (UDFA-'23) E. Bostick (UDFA-'23) ^ J. Cropper (UDFA-'23) ^ D. Durden (UDFA-'23) * P. Fant (UDFA-'23) ^ D. Johnson (UDFA-'23) ^ H. Luepke (UDFA-'23) W. Previlon (FA-'23) ^ J. Stephens (UDFA-'23) * T. Wheat (UDFA-'23)	B. Cooks (T Hou -'23) S. Gilmore (T Ind -'23) N. Igbinoghene (T Mia -'23) T. Lance (T SF -'23)	

Key: * Reserve/Injured, ^ Practice Squad

CONTRACT STATUS

PLAYER	SIGNED THROUGH	PLAYER	SIGNED THROUGH	PLAYER	SIGNED THROUGH
Bryan Anger	2024	Dante Fowler	2023	Micah Parsons	2024
Dorance Armstrong	2023	Neville Gallimore	2023	Tony Pollard	2023
Brandon Aubrey	2025	Michael Gallup	2026	Dak Prescott	2024
Josh Ball *	2024	Stephon Gilmore	2023	Willington Previlon ^	2023
T.J. Bass	2025	Chauncey Golston	2024	Sheldrick Redwine ^	2023
Markquese Bell	2024	C.J. Goodwin *	2023	Asim Richards	2026
Tyler Biadasz	2023	Johnathan Hankins	2023	Cooper Rush	2024
Tyron Billy-Johnson ^	2023	Peyton Hendershot	2024	Luke Schoonmaker	2026
DaRon Bland	2025	Brock Hoffman	2024	Eric Scott	2026
Earl Bostick ^	2023	Malik Hooker	2026	Dakoda Shepley ^	2023
Jalen Brooks	2026	Noah Igbinoghene	2023	Trent Sieg	2023
Martavis Bryant ^	2023	Malik Jefferson ^	2023	Mazi Smith	2026
Josh Butler ^	2023	Buddy Johnson ^	2023	Tyler Smith	2025
Damone Clark	2025	Durrell Johnson ^	2023	Tyron Smith	2023
Brandin Cooks	2024	Jayron Kearsse	2023	Terence Steele	2028
Jalen Cropper ^	2023	CeeDee Lamb	2023	John Stephens *	2025
Carl Davis Jr. ^	2023	Trey Lance	2024	Juanyeh Thomas	2025
Malik Davis ^	2023	DeMarcus Lawrence	2023	Jalen Tolbert	2025
Trevon Diggs *	2028	Jourdan Lewis	2023	KaVontae Turpin	2024
Rico Dowdle	2023	Hunter Luepke	2025	Leighton Vander Esch *	2024
David Durden *	2025	Zack Martin	2024	Deuce Vaughn	2026
Chuma Edoga	2023	Sean McKeon *	2023	Matt Waletzko	2025
Rashaan Evans	2023	Israel Mukuamu	2024	Tyrus Wheat	2024
Princeton Fant ^	2023	Osa Odighizuwa	2024	Sam Williams	2025
Viliami Fehoko	2026	DeMarvion Overshown *	2026	Donovan Wilson	2025
Jake Ferguson	2025	Adam Pankey ^	2023	Nahshon Wright	2024

2023 DALLAS COWBOYS CONTRACT ANALYSIS

OFFENSE		2023	2024	2025	2026	2027	2028	2029
QB	Lance, Trey			OPTION	UFA			
	Prescott, Dak			UFA				
	Rush, Cooper			UFA				
RB	Dowdle, Rico		UFA					
	Luepke, Hunter				RFA	UFA		
	Pollard, Tony		UFA					
	Vaughn Deuce					UFA		
WR	Brooks, Jalen					UFA		
	Cooks, Brandin			UFA				
	Durden, David (IR)*				RFA	UFA		
	Gallup, Michael					UFA		
	Lamb, CeeDee		OPTION	UFA				
	Tolbert, Jalen				UFA			
	Turpin, KaVontae			RFA	UFA			
TE	Ferguson, Jake				UFA			
	Hendershot, Peyton			RFA	UFA			
	McKeon, Sean (IR)*		UFA					
	Schoonmaker, Luke					UFA		
	Stephens, John (IR)*				RFA	UFA		
OL	Ball, Josh (IR)*			UFA				
	Bass, T.J.				RFA	UFA		
	Biadasz, Tyler		UFA					
	Edoga, Chuma		UFA					
	Hoffman, Brock			ERFA	RFA	UFA		
	Martin, Zack			UFA				
	Richards, Asim					UFA		
	Smith, Tyler				OPTION	UFA		
	Smith, Tyron		UFA					
	Steele, Terence							UFA
	Waletzko, Matt (IR)*				UFA			

DEFENSE		2023	2024	2025	2026	2027	2028	2029
DL	Armstrong, Dorance		UFA					
	Fehoko, Viliami (IR)*					UFA		
	Fowler, Dante		UFA					
	Gallimore, Neville		UFA					
	Golston, Chauncey			UFA				
	Hankins, Johnathan		UFA					
	Lawrence, DeMarcus			UFA				
	Odighizuwa, Osa			UFA				
	Smith, Mazi					OPTION	UFA	
	Williams, Sam				UFA			
LB	Bell, Markquese			RFA	UFA			
	Clark, Damone				UFA			
	Evans, Rashaan		UFA					
	Overshown, DeMarvion (IR)*					UFA		
	Parsons, Micah			OPTION	UFA			
	Vander Esch, Leighton (IR)*			UFA				
DB	Wheat, Tyrus			ERFA	RFA	UFA		
	Bland, DaRon				UFA			
	Diggs, Trevon (IR)*							UFA
	Gilmore, Stephon		UFA					
	Goodwin, C.J. (IR)*		UFA					
	Hooker, Malik					UFA		
	Igbinoghene, Noah		UFA					
	Kearse, Jayron		UFA					
	Lewis, Jourdan		UFA					
	Mukuamu, Israel			UFA				
	Scott, Eric					UFA		
	Thomas, Juanyeh			RFA	UFA			
Wilson, Donovan				UFA				
Wright, Nahshon			UFA					

SPECIAL TEAMS		2023	2024	2025	2026	2027	2028	2029
ST	Anger, Bryan			UFA				
	Aubrey, Brandon				RFA	UFA		
	Sieg, Trent		UFA					

- Player is under contract for season
- Player will be an exclusive rights free agent
- Player will be an unrestricted free agent
- Player will be a restricted free agent
- Player has a club option available

*-Reserve/Injured #-Reserve/PUP or NFI &-Reserve/Suspended

WHEN BUILT AND WHEN THEY GOT TO THE COWBOYS

1st Round (14)

[9] Tyron Smith (2011)
 [10] Stephon Gilmore (2012-BUF)
 [16] Zack Martin (2014)
 [20] Brandin Cooks (2014-NO)
 [3] Dante Fowler (2015-JAX)
 [15] Malik Hooker (2017-IND)
 [19] Leighton Vander Esch (2018)*
 [22] Rashaan Evans (2018-TEN)
 [17] CeeDee Lamb (2020)
 [30] Noah Igbinoghene (2020-MIA)
 [3] Trey Lance (2021-SF)
 [12] Micah Parsons (2021)
 [24] Tyler Smith (2022)
 [26] Mazi Smith (2023)

2nd Round (5)

[49] Johnathan Hankins (2013-NYG)
 [34] DeMarcus Lawrence (2014)
 [51] Trevon Diggs (2020)*
 [56] Sam Williams (2022)
 [58] Luke Schoonmaker (2023)

3rd Round (12)

[70] Bryan Anger (2012-JAX)
 [90] Carl Davis Jr. (2015-BAL)^
 [92] Jourdan Lewis (2017)
 [78] Malik Jefferson (2018-CIN)^
 [81] Michael Gallup (2018)
 [92] Chuma Edoga (2019-NYJ)
 [82] Neville Gallimore (2020)
 [75] Osa Odighizuwa (2021)
 [84] Chauncey Golston (2021)
 [99] Nahshon Wright (2021)
 [88] Jalen Tolbert (2022)
 [90] DeMarvion Overshown (2023)*

4th Round (9)

[118] Martavis Bryant (2014-PIT)^
 [135] Dak Prescott (2016)
 [116] Dorance Armstrong (2018)
 [119] Sheldrick Redwine (2019-CLE)^
 [128] Tony Pollard (2019)
 [146] Tyler Biadasz (2020)
 [138] Josh Ball (2021)*
 [140] Buddy Johnson (2021-PIT)^
 [129] Jake Ferguson (2022)

5th Round (3)

[167] DaRon Bland (2022)
 [176] Damone Clark (2022)
 [169] Asim Richards (2023)

6th Round (4)

[213] Donovan Wilson (2019)
 [227] Israel Mukuamu (2021)
 [178] Eric Scott (2023)
 [212] Deuce Vaughn (2023)

7th Round (2)

[244] Jayron Kearse (2016-MIN)
 [244] Jalen Brooks (2023)

Undrafted (25)

C.J. Goodwin (2014-PIT)*
 Cooper Rush (2017)
 Trent Sieg (2018)
 Tyron Billy-Johnson (2019)^
 Rico Dowdle (2020)
 Sean McKeon (2020)*
 Willington Previlon (2020)^
 Terence Steele (2020)
 Markquese Bell (2022)
 Malik Davis (2022)^
 Peyton Hendershot (2022)
 Brock Hoffman (2022)
 Juanyeh Thomas (2022)
 KaVontae Turpin (2022)
 Brandon Aubrey (2023)
 T.J. Bass (2023)
 Earl Bostick (2023)^
 Josh Butler (2023)^
 Jalen Cropper (2023)^
 David Durden (2023)*
 Princeton Fant (2023)^
 Durrell Johnson (2023)^
 Hunter Luepke (2023)
 John Stephens (2023)*
 Tyrus Wheat (2023)

Key: * Reserve/Injured, ^ Practice Squad

WHEN THEY GOT TO THE COWBOYS

2011 (1)

Tyron Smith, Round 1

2014 (2)

Zack Martin, Round 1
 DeMarcus Lawrence, Round 2

2016 (1)

Dak Prescott, Round 4

2017 (1)

Jourdan Lewis, Round 3

2018 (4)

Leighton Vander Esch, Round 1*
 Michael Gallup, Round 3
 Dorance Armstrong, Round 4
 C.J. Goodwin, Practice Squad (CIN)*

2019 (2)

Tony Pollard, Round 4
 Donovan Wilson, Round 6

2020 (8)

CeeDee Lamb, Round 1
 Trevon Diggs, Round 2*
 Neville Gallimore, Round 3
 Tyler Biadasz, Round 4
 Rico Dowdle, UDFA
 Sean McKeon, UDFA*
 Cooper Rush, FA
 Terence Steele, UDFA

2021 (9)

Micah Parsons, Round 1
 Chauncey Golston, Round 3
 Osa Odighizuwa, Round 3
 Nahshon Wright, Round 3
 Josh Ball, Round 4*
 Israel Mukuamu, Round 6
 Bryan Anger, FA
 Malik Hooker, FA
 Jayron Kearse, FA

2022 (16)

Tyler Smith, Round 1
 Sam Williams, Round 2
 Jalen Tolbert, Round 3
 Jake Ferguson, Round 4
 DaRon Bland, Round 5
 Damone Clark, Round 5
 Markquese Bell, UDFA
 Malik Davis, UDFA^
 Dante Fowler, UFA
 Johnathan Hankins, Trades (LV)
 Peyton Hendershot, UDFA
 Brock Hoffman, FA
 Malik Jefferson, FA^
 Sheldrick Redwine, FA^
 Juanyeh Thomas, UDFA
 KaVontae Turpin, UDFA

2023 (30)

Mazi Smith, Round 1
 Luke Schoonmaker, Round 2
 DeMarvion Overshown, Round 3*
 Asim Richards, Round 5
 Eric Scott, Round 6
 Deuce Vaughn, Round 6
 Jalen Brooks, Round 7
 Brandon Aubrey, FA
 T.J. Bass, UDFA
 Tyron Billy-Johnson, FA^
 Earl Bostick, UDFA^
 Martavis Bryant, FA^
 Josh Butler, FA^
 Brandin Cooks, Trades (HOU)
 Jalen Cropper, UDFA^
 Carl Davis Jr., FA^
 David Durden, UDFA*
 Chuma Edoga, UFA (ATL)
 Rashaan Evans, FA
 Princeton Fant, UDFA^
 Stephon Gilmore, Trades (IND)
 Noah Igbinoghene, Trades (MIA)
 Buddy Johnson, FA^
 Durrell Johnson, UDFA^
 Trey Lance, Trades (SF)
 Hunter Luepke, UDFA
 Willington Previlon, UDFA^
 Trent Sieg, FA
 John Stephens, UDFA*
 Tyrus Wheat, UDFA

2023 TRANSACTIONS BY DATE

- Jan. 23..... Signed **Dontario Drummond, Brock Hoffman, Alec Lindstrom, Sheldrick Redwine** and **Juanyeh Thomas** to the Reserve/Futures list.
- Jan. 24..... Signed **Tyler Coyle** to the Reserve/Futures list.
- Jan. 25..... Signed **Antonio Callaway, Dennis Houston** and **Alex Taylor** to the Reserve/Futures list.
- Jan. 26..... Signed **Isaac Alarcon** and **Seth Green** to the Reserve/Futures list.
- Feb. 8..... Signed **Malik Jefferson** to the Reserve/Futures list.
- Feb. 22..... Signed **Tristan Vizcaino**.
- Feb. 24..... Named **Jeff Blasko** as Run Game Coordinator/RB coach, **Ramon Chinyoung** as Quality Control/Asst. OL coach, **Ryan Federer** as Game Management/Off. Assistant, **Sharrif Floyd** as Quality Control/Asst. DL coach, **Will Harriger** as Quality Control/Off. Assistant, **Chase Haslett** as Asst. Tight Ends coach, **Cannon Matthews** as Asst. Defensive Backs coach, **Pete Ohnegian** as Quality Control/Def. Assistant coach, **Brian Schottenheimer** as Offensive Coordinator, **Mike Solari** as Offensive Line coach, **Darian Thompson** as Quality Control/Asst. LB coach and **Scott Tolzien** as Quarterbacks coach.
- March 6.... Placed the franchise tag on **Tony Pollard**.
- March 14.. Re-signed **Leighton Vander Esch** and **Donovan Wilson** and acquired **Stephon Gilmore** in a trade with Indianapolis.
- March 15.. Released **Ezekiel Elliott**.
- March 17.. Re-signed **C.J. Goodwin** and **Cooper Rush**.
- March 18.. Acquired **Brandin Cooks** in a trade with Houston.
- March 21.. Signed **Rico Dowdle, Chuma Edoga** and **Ronald Jones**.
- March 22.. Signed **Dante Fowler, Takk McKinley** and **Trent Sieg**.
- March 23.. Signed **Tony Pollard** to the franchise tag.
- April 4..... Signed **Johnathan Hankins**.
- April 27 Drafted **Mazi Smith**.
- April 28 Drafted **Luke Schoonmaker** and **DeMarvion Overshown**.
- April 29 Drafted **Viliani Fehoko, Asim Richards, Eric Scott, Deuce Vaughn** and **Jalen Brooks**.
- May 12..... Signed **Jose Barbon, T.J. Bass, Earl Bostick, Jalen Brooks, Myles Brooks, Jalen Cropper, David Durden, Princeton Fant, Viliani Fehoko, Durrell Johnson, Isaiah Land, Hunter Luepke, D'Angelo Mandell, DeMarvion Overshown, Asim Richards, Luke Schoonmaker, Eric Scott, Mazi Smith, John Stephens, Deuce Vaughn** and **Tyrus Wheat**.
- June 5..... Waived **Antonio Callway** and signed **Tyron Johnson**.
- June 7..... Signed **Ben Banogu**.
- June 9..... Waived **Takk McKinley**.
- July 6 Signed **Brandon Aubrey**.
- July 25 Placed **Jourdan Lewis** on Active/PUP and **Luke Schoonmaker** on Active/NFI, signed **Josh Butler**. Signed **Trevon Diggs** to a five-year extension.
- August 5 ... Signed **Malik Hooker** to a three-year extension.
- August 7 ... Released **Tristan Vizcaino** and activated **Luke Schoonmaker** from Active/NFI.
- August 26 . Acquired **Trey Lance** in a trade with San Francisco.
- August 29 . Released **Isaac Alarcon, Ben Banogu, Jose Barbon, Tyron Billy-Johnson, Quinton Bohanna, Earl Bostick, Myles Brooks, Josh Butler, Jabril Cox, Tyler Coyle, Jalen Cropper, Malik Davis, Dontario Drummond, Chuma Edoga, Princeton Fant, Matt Farniok, Simi Fehoko, C.J. Goodwin, Seth Green, Will Grier, Brock Hoffman, Dennis Houston, Malik Jefferson, Durrell Johnson, Isaiah Land, Alec Lindstrom, D'Angelo Mandell, Sean McKeon, Sheldrick Redwine, Trent Sieg, Alex Taylor-Prioleau** and **Tyrus Wheat**. Placed **Josh Ball, David Durden, DeMarvion Overshown** and **John Stephens** on Reserve/Injured. Traded **Kelvin Joseph** to Miami and acquired **Noah Igbinoghene**.
- August 30 . Signed **Tyron Billy-Johnson, Earl Bostick, Josh Butler, Jalen Cropper, Malik Davis, Princeton Fant, C.J. Goodwin, Brock Hoffman, Malik Jefferson, Durrell Johnson, Sean McKeon, Sheldrick Redwine, Alex Taylor-Prioleau** and **Tyrus Wheat** to the practice squad. Placed **Matt Waletzko** and **Nahshon Wright** on Reserve/Injured and signed **Chuma Edoga** and **Trent Sieg** to the active roster.
- August 31 . Signed **Sean Harlow** and **Willington Previlon** to the practice squad.
- Sept. 4 Signed **Terence Steele** to a five-year extension.
- Sept. 18 Released **Ronald Jones**.
- Sept. 23 Placed **Trevon Diggs** on Reserve/Injured and signed **C.J. Goodwin** to the active roster.
- Sept. 27 Signed **Billy Price** to the practice squad.
- Sept. 28 Released **Devin Harper**.
- Sept. 30 Signed **Brock Hoffman** to the active roster.
- Oct. 3 Signed **Mikel Jones** to the practice squad.
- Oct. 12 Placed **Peyton Hendershot** on Reserve/Injured, signed **Sean Mckeon** to the active roster and signed **Rashaan Evans** to the practice squad. Designated **Nahshon Wright** for return to practice.
- Oct. 16 Placed **C.J. Goodwin** and **Leighton Vander Esch** on Reserve/Injured, activated **Nahshon Wright** from Reserve/Injured and signed **Tyrus Wheat** to the active roster from the practice squad.
- Oct. 22 Released **Mikel Jones** and **Alex Taylor-Prioleau**.
- Oct. 23 Signed **Chris Glaser, Buddy Johnson, Adam Pankey** and **Eric Saubert** to the practice squad.
- Oct. 31 Signed **Dakoda Shepley** to the practice squad.
- Nov. 8..... Signed **Martavis Bryant** to the practice squad.
- Nov. 15..... Placed **Billy Price** on Practice Squad Reserve/Injured.
- Nov. 16..... Signed **Carl Davis** to the practice squad.
- Nov. 18..... Signed **Rashaan Evans** from the practice squad to the active roster and placed **Viliani Fehoko** on Reserve/Injured.
- Dec. 6 Activated **Peyton Hendershot** from Reserve/Injured and placed **Sean McKeon** on Reserve/Injured.

2023 TRANSACTIONS BY PLAYER

ALARCON, Isaac - T
 1/26..... Signed as a Reserve/Future
 8/29..... Released

AUBREY, Brandon - K
 7/6..... Signed

BALL, Josh - G/T
 8/29..... Placed on Reserve/Injured

BANOJU, Ben - DE
 6/7..... Signed
 8/29..... Released

BARBON, Jose - WR
 5/12..... Signed
 8/29..... Released

BASS, T.J. - G
 5/12..... Signed

BILLY-JOHNSON, Tyron - WR
 6/5..... Signed
 8/29..... Released
 8/30..... Signed to practice squad

BLASKO, Jeff
 2/24..... Named Run Game Coordinator/RB Coach

BOSTICK, Earl - T
 5/12..... Signed
 8/29..... Released
 8/30..... Signed to practice squad

BROOKS, Jalen - WR
 4/29..... Drafted in the seventh round

BROOKS, Myles - CB
 5/12..... Signed
 8/29..... Released

BRYANT, Martavis - WR
 11/8..... Signed to practice squad

BUTLER, Josh - CB
 7/25..... Signed
 8/29..... Released
 8/30..... Signed to practice squad

CALLWAY, Antonio - WR
 1/25..... Signed as a Reserve/Future
 6/5..... Released

CHINYOUNG, Ramon
 2/24..... Named Quality Control/Asst. OL Coach

COOKS, Brandin - WR
 3/18..... Acquired in trade with Houston

COX, Jabril - LB
 8/29..... Released

COYLE, Tyler - S
 1/24..... Signed as a Reserve/Future
 8/29..... Released

CROPPER, Jalen - WR
 5/12..... Signed
 8/29..... Released
 8/30..... Signed to practice squad'

DAVIS, Carl - DT
 11/16..... Signed to practice squad

DAVIS, Malik - RB
 8/29..... Released
 8/30..... Signed to practice squad

DIGGS, Trevon - CB
 7/25..... Signed a contract extension though 2027
 9/23..... Placed on Reserve/Injured

DOWDLE, Rico - RB
 3/21..... Signed

DRUMMOND, Dontario - WR
 1/23..... Signed as a Reserve/Future
 8/29..... Released

DURDEN, David - WR
 5/12..... Signed
 8/29..... Placed on Reserve/Injured

EDOGA, Chuma - T
 3/21..... Signed
 8/29..... Released
 8/30..... Signed

ELLIOTT, Ezekiel - RB
 3/15..... Released

EVANS, Rashaan - LB
 10/12..... Signed to practice squad
 11/18..... Signed to active roster

FANT, Princeton - TE
 5/12..... Signed
 8/29..... Released
 8/30..... Signed to practice squad

FARNIOK, Matt - G
 8/29..... Released

FEDER, Ryan
 2/24..... Named Game Management/Off. Assistant

FEHOKO, Simi - WR
 8/29..... Released

FEHOKO, Viliami - DE
 4/29..... Drafted in the fourth round
 11/18..... Placed on Reserve/Injured

FLOYD, Shariff
 2/24..... Named Quality Control/Asst. DL Coach

FOWLER, Dante - DE
 3/22..... Signed

GILMORE, Stephon - CB
 3/14..... Acquired in trade with Indianapolis

GLASER, Chris - G
 10/23..... Signed to practice squad

GOODWIN, C.J. - CB
 3/17..... Signed
 8/29..... Released
 8/30..... Signed to practice squad
 9/23..... Signed
 10/16..... Placed on Reserve/Injured

GREEN, Seth - TE
 1/26..... Signed as a Reserve/Future
 9/29..... Released

GRIER, Will - QB
 8/29..... Released

HANKINS, Johnathan - DT
 4/4..... Signed

HARLOW, Sean - G
 8/31..... Signed to practice squad

HARPER, Devin - LB
 9/28..... Released

HARRIGER, Will
 2/24..... Named Quality Control/Off. Assistant

HASLETT, Chase
 2/24..... Named Assistant Tight Ends Coach

HENDERSHOT, Peyton - TE
 10/12..... Placed on Reserve/Injured
 12/6..... Activated from Reserve/Injured

HOFFMAN, Brock - C
 1/23..... Signed as a Reserve/Future
 8/29..... Released
 8/30..... Signed to practice squad
 9/30..... Signed to active roster

HOOKER, Malik - S
 8/5..... Signed a contract extension through 2025

HOUSTON, Dennis - WR
 1/25..... Signed as a Reserve/Future
 8/29..... Released

IGBINOGHENE, Noah - CB
 8/29..... Acquired via trade

JEFFERSON, Malik - LB
 2/8..... Signed as a Reserve/Future
 8/29..... Released
 8/30..... Signed to practice squad

JOHNSON, Durrell - DE
 5/12..... Signed
 8/29..... Released
 8/30..... Signed to practice squad

JONES, Buddy - LB
 10/23..... Signed to practice squad

JONES, Mikel - LB
 10/3..... Signed to practice squad
 10/22..... Released

JONES, Ronald - RB
 3/21..... Signed
 8/29..... Placed on Reserve/Suspended
 9/18..... Released

LANCE, Trey - QB
 8/26..... Acquired via trade

LAND, Isaiah - LB
 5/12..... Signed
 8/29..... Released

LEWIS, Jourdan - CB
 7/25..... Placed on Active/PUP

LINDSTROM, Alec - C
 1/23..... Signed as a Reserve/Future
 8/29..... Released

LUEPKKE, Hunter - FB
 5/12..... Signed

MANDELL, D'Angelo - CB
 5/12..... Signed
 8/29..... Released

MATTHEWS, Cannon
 2/24..... Named Asst. Defensive Backs Coach

McKEON, Sean - TE
 8/29..... Released
 8/30..... Signed to practice squad
 10/12..... Signed to active roster
 12/6..... Placed on Reserve/Injured

McKINLEY, Takk - DE
 3/22..... Signed
 6/9..... Released

OHNEGIAN, Pete
 2/24..... Named Quality Control/Def. Assistant

OVERSHOWN, DeMarvion - LB
 4/28..... Drafted in the third round
 8/29..... Placed on Reserve/Injured

PANKEY, Adam - G
 10/23..... Signed to practice squad

POLLARD, Tony - RB
 3/6..... Designated franchise tag player
 3/23..... Signed franchise tag

PREVILON, Willington - DT
 8/31..... Signed to practice squad

PRICE, Billy - C
 9/27..... Signed to practice squad
 11/15..... Placed on Practice Squad Reserve/Injured

REDWINE, Sheldrick - DB
 1/23..... Signed as a Reserve/Future
 8/29..... Released
 8/30..... Signed to practice squad

RICHARDS, Asim - T
 4/29..... Drafted in the fifth round

RUSH, Cooper- QB
 3/17..... Signed

SAUBERT, Eric - TE
 10/23..... Signed to practice squad

SCHOONMAKER, Luke - TE
 4/28..... Drafted in the second round
 7/25..... Placed on Active/NFI
 8/7..... Passed physical

SCHOTTENHEIMER, Brian
 2/24..... Named Offensive Coordinator

SCOTT, Eric - CB
 4/29..... Drafted in the sixth round

SIEG, Trent - LS
 3/22..... Signed
 8/29..... Released
 8/30..... Signed

SHEPLEY, Dakota - G
 10/31..... Signed to practice squad

SMITH, Mazi - DT
 4/27..... Drafted in the first round

SOLARI, Mike
 2/24..... Named Offensive Line Coach

STEELE, Terence - T
 9/4..... Signed a five-year extension

2022 TRANSACTIONS BY PLAYER, cont.

STEPHENS, John - TE

5/12..... Signed

8/29..... Placed on Reserve/Injured

TAYLOR-PRIOLEAU, Alex - T

1/25..... Signed as a Reserve/Future

8/29..... Released

8/30..... Signed to practice squad

10/22..... Released

THOMAS, Juanyeh - S

1/23..... Signed as a Reserve/Future

THOMPSON, Darian

2/24..... Named Quality Control/Asst. LB Coach

TOLZIEN, Scott

2/24..... Named Quarterbacks Coach

VANDER ESCH, Leighton - LB

3/14..... Signed

10/16..... Placed on Reserve/Injured

VAUGHN, Deuce - RB

4/29..... Drafted in the sixth round

VIZCAINO, Tristan - K

2/22..... Signed

8/7..... Released

WALETZKO, Matt - T

8/30..... Placed on Reserve/Injured

WHEAT, Tyrus - LB

5/12..... Signed

8/29..... Released

8/30..... Signed to practice squad

10/16..... Signed to active roster

WILSON, Donovan - S

3/14..... Signed

WRIGHT, Nahshon - CB

8/30..... Placed on Reserve/Injured

10/12..... Designated for Return

10/16..... Activated from Reserve/Injured



TEAM AND INDIVIDUAL STATS

2023 DALLAS COWBOYS STATISTICS

WON 10, LOST 5

Date	Result	Score	Opponent	Score
9/10	W	40-0	at N.Y. Giants	80,809
9/17	W	30-10	N.Y. Jets	93,689
9/24	L	16-28	at Arizona	62,915
10/1	W	38-3	New England	93,719
10/8	L	10-42	at San Francisco	71,617
10/16	W	20-17	at L.A. Chargers	70,240
10/29	W	43-20	L.A. Rams	93,448
11/5	L	23-28	at Philadelphia	69,879
11/12	W	49-17	N.Y. Giants	93,338
11/19	W	33-10	at Carolina	73,543
11/23	W	45-10	Washington	93,711
11/30	W	41-35	Seattle	93,367
12/10	W	33-13	Philadelphia	93,752
12/17	L	10-31	at Buffalo	70,933
12/24	L	20-22	at Miami	66,410

2023 TEAM STATISTICS

	DAL	OPP.
FIRST DOWNS	337	278
Rushing	103	98
Passing	194	143
Penalty	40	37
Third Down-Made/Att	98/206	73/188
Third Down Efficiency	47.6%	38.8%
Fourth Down-Made/Att	12/22	14/30
Fourth Down Efficiency	54.5%	46.7%
TOTAL NET YARDS	5,493	4,495
Avg. Per Game	366.2	299.7
Total Plays	991	898
Avg. Per Play	5.5	5.0
NET YARDS RUSHING	1,728	1,735
Avg. Per Game	115.2	115.7
Total Rushes	418	411
Avg. Per Rush	4.1	4.2
NET YARDS PASSING	3,765	2,760
Avg. Per Game	251.0	184.0
Sacked/Yards Lost	37/241	41/262
Gross Yards	4,006	3,022
Attempts/Completions	536/368	446/268
Pct. of Completion	68.7%	60.1%
Had Intercepted	8	13
PUNTS/AVERAGE	40/52.0	53/47.3
Net Punting Average	45.7	43.6
PUNT RETURN/AVG.	17/5.5	21/10.1
KICKOFF RETURN/AVG.	17/21.4	5/24.2
INTERCEPTION RETURN/AVG.	13/19.2	8/13.4
PENALTIES/YARDS	108/860	94/860
FUMBLES/BALL LOST	11/5	18/8
TOUCHDOWNS	50	33
Rushing	13	13
Passing	30	19
Returns	7	1
EXTRA POINTS/ATTEMPTS	42/45	29/29
TWO POINT CONVERSION/ATT.	4/5	1/4
FIELD GOALS/ATTEMPTS	33/33	19/23
AVG. TIME OF POSSESSION	31:49	28:11

SCORE BY PERIODS

	Q1	Q2	Q3	Q4	OT	PTS
TEAM	115	153	52	131	0	451
OPPONENTS	53	106	69	58	0	286

SCORING

	TD	RU	PA	RT	PAT	FG	2PT	S	PTS
B. Aubrey	0	0	0	0	42/45	33/33	0	0	141
C. Lamb	11	2	9	0	0/0	0/0	1	0	68
B. Cooks	6	0	6	0	0/0	0/0	1	0	38
T. Pollard	5	5	0	0	0/0	0/0	1	0	32
D. Bland	5	0	0	5	0/0	0/0	0	0	30
J. Ferguson	5	0	5	0	0/0	0/0	0	0	30
R. Dowdle	4	2	2	0	0/0	0/0	0	0	24
K. Turpin	4	1	3	0	0/0	0/0	0	0	24
M. Gallup	2	0	2	0	0/0	0/0	0	0	12
D. Prescott	2	2	0	0	0/0	0/0	0	0	12
L. Schoonmaker	2	0	2	0	0/0	0/0	0	0	12
N. Igbinoghene	1	0	0	1	0/0	0/0	0	0	6
H. Luepke	1	1	0	0	0/0	0/0	0	0	6
J. Tolbert	1	0	1	0	0/0	0/0	0	0	6
L. Vander Esch	1	0	0	1	0/0	0/0	0	0	6
C. Golston	0	0	0	0	0/0	0/0	1	0	2
S. Williams	0	0	0	0	0/0	0/0	0	1	2
TEAM	50	13	30	7	42/45	33/33	4	1	451
OPPONENTS	33	13	19	1	29/29	19/23	1	0	286

2-Pt Conv: C. Golston 1, C. Lamb 1, B. Cooks 1, T. Pollard 1, D. Prescott 0, **TM** 4-5, **OPP** 1-4

SACKS: M. Parsons 13.0, D. Armstrong 5.5, S. Williams 4.0, D. Lawrence 4.0, J. Hankins 3.0, O. Odighizuwa 3.0, D. Fowler 2.5, C. Golston 1.5, J. Kearsse 1.5, M. Smith 1.0, N. Gallimore 1.0, **TM** 40.0, **OPP** 37.0

FUM/LOST: D. Prescott 3/2, T. Pollard 3/1, C. Lamb 2/1, J. Tolbert 1/1, K. Turpin 1/0, B. Cooks 1/0, **TM** 11/5, **OPP** 18/8

PASSING	ATT	CMP	YDS	CMP%	YDS/ATT	TD	TD%	INT	INT%	LONG	SACK/LOST	RATING
D. Prescott	516	353	3,892	68.4	7.5	30	5.8	7	1.4	60	36/233	104.2
C. Rush	20	15	114	75.0	5.7	0	0.0	1	5.0	29	1/8	67.5
B. Anger	1	1	0	100.0	0.0	0	0.0	0	0.0	0	0/0	79.2
TEAM	537	369	4,006	68.7	7.5	30	5.6	8	1.5	60	37.0/241	102.8
OPPONENTS	446	268	3,022	60.1	6.8	19	4.3	13	2.9	73t	41.0/262	82.4

RUSHING	NO.	YDS	AVG	LONG	TD
T. Pollard	219	886	4.0	31	5
R. Dowdle	80	315	3.9	21	2
D. Prescott	53	237	4.5	22	2
K. Turpin	10	105	10.5	46	1
C. Lamb	12	101	8.4	24	2
D. Vaughn	21	38	1.8	13	0
B. Cooks	4	32	8.0	14	0
H. Luepke	6	19	3.2	9	1
P. Hendershot	1	0	0.0	0	0
C. Rush	12	-5	-0.4	6	0
TEAM	418	1,728	4.1	46	13
OPPONENTS	411	1,735	4.2	45t	13

RECEIVING	NO.	YDS	AVG	LONG	TD
C. Lamb	109	1,424	13.1	49t	9
J. Ferguson	61	659	10.8	40	5
B. Cooks	43	558	13.0	37	6
T. Pollard	52	295	5.7	60	0
M. Gallup	34	418	12.3	41t	2
J. Tolbert	19	251	13.2	45	1
K. Turpin	12	127	10.6	34t	3
R. Dowdle	14	90	6.4	17	2
L. Schoonmaker	8	65	8.1	18t	2
D. Vaughn	6	30	5.0	11	0
J. Brooks	5	63	12.6	24	0
P. Hendershot	2	8	4.0	5	0
H. Luepke	3	18	6.0	12	0
S. McKeon	0	0	0.0	0	0
TEAM	368	4,006	10.9	60	30
OPPONENTS	268	3,022	11.3	73t	19

INTERCEPTIONS	NO.	YDS	AVG	LONG	TD
D. Bland	8	209	26.1	63t	5
S. Gilmore	2	0	0.0	0	0
J. Kearsse	1	32	32.0	32	0
T. Diggs	1	8	8.0	8	0
M. Hooker	1	0	0.0	0	0
TEAM	13	249	19.2	63t	5
OPPONENTS	8	107	13.4	26	0

PUNTING	NO.	YDS	AVG	NET	TB	IN	LG	B
B. Anger	40	2,081	52.0	45.7	2	16	63	0
TEAM	40	2,081	52.0	45.7	2	16	63	0
OPPONENTS	53	2,508	47.3	43.6	3	15	62	1

PUNT RETURNS	RET	FC	YDS	AVG	LONG	TD
K. Turpin	12	19	75	6.3	15	0
D. Vaughn	4	1	19	4.8	11	0
J. Tolbert	1	0	0	0.0	0	0
TEAM	17	20	94	5.5	15	0
OPPONENTS	21	12	212	10.1	26	0

KICKOFF RETURNS	NO.	YDS	AVG	LONG	TD
K. Turpin	9	263	29.2	63	0
R. Dowdle	6	86	14.3	31	0
H. Luepke	2	15	7.5	15	0
TEAM	17	364	21.4	63	0
OPPONENTS	5	121	24.2	36	0

FIELD GOALS	1-19	20-29	30-39	40-49	50+
B. Aubrey	0/0	9/9	13/13	3/3	8/8
TEAM	0/0	9/9	13/13	3/3	8/8
OPPONENTS	0/0	4/4	4/5	6/8	5/6

B. Aubrey: (21, 38) (35, 21, 55, 26, 30) (49, 27, 26) (23, 23, 33) (50) (32, 39) (58, 27) (51) () (30, 27) (52) (30, 31, 38, 32) (60, 59, 45, 50) (32) (43, 33)

OPP: (45B, 36WL) (34) (39, 43, 62) (29, 52WR) () (24) (33, 47) () (40) (42) (43) (42WR) (52, 44) (23) (57, 52, 54, 35, 29)

2023 DALLAS COWBOYS DEFENSIVE STATISTICS

RNK	PLAYER	TKL	AST	TOTAL	SACKS/YDS	TFL/YDS	QBPR	FR	FF	INT/YDS	PD
1.	Clark, Damone	65	41	106		4/-13	8	1			2
2.	Bell, Markquese	52	37	89		2/-7	1		2		3
3.	Wilson, Donovan	47	32	79		2/-9	4	2	1		1
4.	Bland, DaRon	47	18	65		3/-5	2			8/209	14
5.	Gilmore, Stephon	48	13	61					1	2/0	12
6.	Kearse, Jayron	40	18	58	1.5/-6	3/-8	4			1/32	3
7.	Hooker, Malik	30	25	55		2/-3	1	1	1	1/0	3
8.	Odighizuwa, Osa	23	27	50	3.0/-18	6/-21	30				
9.	Lawrence, DeMarcus	24	25	49	4.0/-25	4/-11	43		1		3
10.	Parsons, Micah	19	27	46	13.0/-107	5/-10	85	1	1		2
11.	Lewis, Jourdan	29	15	44		2/-4		1	2		3
12.	Vander Esch, Leighton	18	17	35		1/-2	2	1			
13.	Hankins, Johnathan	12	17	29	3.0/-18		2				2
14.	Armstrong, Dorance	11	17	28	5.5/-26	1/-2	22				1
15.	Golston, Chauncey	9	13	22	1.5/-12	1/-1	9		1		
16.	Thomas, Juanyeh	13	6	19			1				4
17.	Williams, Sam	7	11	18	4.0/-24	1/-2	15		1		
18.	Smith, Mazi	8	7	15	1.0/-9	2/-5	5				
19.	Gallimore, Neville	8	6	14	1.0/-6	1/-2	6				1
20.	Evans, Rashaan	5	4	9							
21.	Diggs, Trevon	4	2	6					1	1/8	3
	Fowler, Dante	4	2	6	2.5/-11	2/-7	30		1		3
23.	Mukuamu, Israel	4	1	5				1			1
24.	Wheat, Tyrus	2	0	2							
25.	Jefferson, Malik	1	1	2		1/-4					
26.	Davis Jr., Carl	0	2	2							
	Goodwin, C.J.	0	2	2							
	Harper, Devin	0	2	2							
29.	Tolbert, Jalen	1	0	1							
	Wright, Nahshon	1	0	1							1
31.	Hendershot, Peyton	0	1	1							

Ast=Assist, TFL=Tackle for a Loss, QBPR=Pressures, Int=Interception, FR=Fumble Recovery, FF=Forced Fumble, PD=Pass Defense

2023 COWBOYS SPECIAL TEAMS							
RNK	PLAYER	S	A	TOT	FF	FR	BL
1.	Luepke, Hunter	3	1	4			
2.	Goodwin, C.J.	3	0	3			
	Williams, Sam	3	0	3			1
4.	Wright, Nahshon	1	2	3			
5.	Clark, Damone	2	0	2			
	Schoonmaker, Luke	2	0	2			
	Tolbert, Jalen	2	0	2			
8.	Sieg, Trent	1	1	2			
9.	Golston, Chauncey	0	2	2			
10.	Anger, Bryan	1	0	1			
	Davis, Malik	1	0	1			
	Harper, Devin	1	0	1			
	Hendershot, Peyton	1	0	1			
	Jefferson, Malik	1	0	1			
15.	Dowdle, Rico	0	1	1			
	McKeon, Sean	0	1	1			
	Mukuamu, Israel	0	1	1			
	Wheat, Tyrus	0	1	1			
19.	Thomas, Juanyeh	0	0	0			1

DEFENSIVE STATS BY RANK							
PRESSURES		SACKS		TACKLES FOR LOSS		INTERCEPTIONS	
PLAYER	NO	PLAYER	NO	PLAYER	NO	PLAYER	NO
1. M. Parsons	85	1. M. Parsons	13.0	1. O. Odighizuwa	6	1. D. Bland	8
2. D. Lawrence	43	2. D. Armstrong	5.5	2. M. Parsons	5	2. S. Gilmore	2
3. D. Fowler	30	3. D. Lawrence	4.0	3. D. Clark	4	3. T. Diggs	1
		O. Odighizuwa	3.0	D. Lawrence	4	M. Hooker	1
5. D. Armstrong	22	5. J. Hankins	3.0	5. D. Bland	3	J. Kearse	1

FORCED FUMBLES		FUMBLE RECOVERIES		PASSES DEFENSED	
PLAYER	NO	PLAYER	NO	PLAYER	NO
1. M. Bell	2	1. D. Wilson	2	1. D. Bland	14
J. Lewis	2	2. D. Clark	1	2. S. Gilmore	12
3. T. Diggs	1	M. Hooker	1	3. J. Thomas	4
D. Fowler	1	J. Lewis	1	4. M. Bell	3
S. Gilmore	1	I. Mukuamu	1	T. Diggs	3

2023 TEAM STATS

COWBOYS

	FIRST DOWNS				TOTAL OFF.			RUSHING			-----PASSING-----				INT BY DAL			PUNTS				PUNT RETURNS				KO RETURNS			PEN.	FUM.	-----SCORING-----							T.O.P.		
	T	R	Pa	Pe	YDS	PLYS	AVG	YDS	ATT	AVG	YDS	SK/YD	ATT	COM	I	NO	YDS	TD	NO	YDS	FC	TD	NO	YDS	TD	NO	YDS	NO/YD	NO/LT	TD	TDr	TDp	TDrt	PAT	2-PT	FG				
9/10 @ N.Y. Giants	18	7	8	3	265	55	4.8	122	30	4.1	143	0 / 0	25	13	0	2	22	1	3	48.7	2	17	0	0	0	0	5	-	35	1/0	5	3	0	2	4/5	0/0	2/2	26:32		
9/17 N.Y. JETS	26	8	16	2	382	83	4.6	134	44	3.0	248	1 / 7	38	31	0	3	40	0	3	51.7	0	0	4	0	1	0	0	6	-	38	1/0	2	0	2	0	1/1	1/1	5/5	42:15	
9/24 @ Arizona	26	12	11	3	416	75	5.5	185	33	5.6	231	2 / 18	40	25	1	0	0	0	2	51.0	1	0	1	0	0	0	0	13	-	107	0/0	1	0	1	0	1/1	0/0	3/3	34:33	
10/1 NEW ENGLAND	22	6	15	1	377	69	5.5	124	30	4.1	253	3 / 28	36	30	0	2	64	1	2	56.0	2	13	3	0	0	0	0	5	-	32	2/0	4	1	1	2	3/3	1/1	3/3	35:09	
10/8 @ San Francisco	8	3	5	0	197	49	4.0	57	19	3.0	140	4 / 21	26	16	3	0	0	0	5	50.8	1	10	1	0	4	68	0	6	-	60	1/1	1	0	1	0	1/1	0/0	1/1	22:55	
10/16 @ LA Chargers	20	5	12	3	342	61	5.6	96	26	3.7	246	5 / 26	30	21	0	1	0	0	4	52.3	2	15	2	0	1	31	0	11	-	85	1/1	2	1	1	0	2/2	0/0	2/2	29:52	
10/29 LA RAMS	24	6	16	2	387	63	6.1	102	26	3.9	285	3 / 22	34	27	1	1	30	1	2	46.5	2	0	0	0	3	96	0	4	-	21	0/0	5	0	4	1	5/5	0/0	2/2	35:28	
11/5 @ Philadelphia	27	3	19	5	406	70	5.8	73	21	3.5	333	5 / 41	44	29	0	0	0	0	2	41.0	2	23	0	0	2	79	0	10	-	83	2/1	3	0	3	0	2/2	0/1	1/1	29:42	
11/12 N.Y. GIANTS	32	12	19	1	640	77	8.3	168	33	5.1	472	0 / 0	44	33	2	1	0	0	2	46.5	3	9	1	0	1	11	0	9	-	83	0/0	7	3	4	0	7/7	0/0	0/0	37:21	
11/19 @ Carolina	23	7	11	5	311	68	4.6	107	27	4.0	204	0 / 0	41	27	0	1	30	1	3	58.7	0	0	4	0	0	0	0	5	-	45	0/0	4	1	2	1	3/4	0/0	2/2	31:21	
11/23 WASHINGTON	21	5	15	1	431	50	8.6	100	18	5.6	331	0 / 0	32	22	0	1	63	1	3	52.7	1	5	2	0	0	0	0	7	-	48	1/0	6	1	4	1	4/5	1/1	1/1	23:06	
11/30 SEATTLE	33	8	19	6	411	79	5.2	136	34	4.0	275	4 / 24	41	29	0	1	0	0	0	0.0	0	0	0	0	1	15	0	9	-	127	0/0	4	1	3	0	3/3	1/1	4/4	36:27	
12/10 PHILADELPHIA	24	7	13	4	394	74	5.3	138	32	4.3	256	3 / 15	39	24	0	0	0	0	1	48.0	0	0	1	0	1	30	0	7	-	60	1/1	3	1	2	0	3/3	0/0	4/4	36:36	
12/17 @ Buffalo	14	7	6	1	295	57	3.4	89	20	4.5	106	3 / 28	34	21	1	0	0	0	5	55.0	0	0	1	0	2	43	0	5	-	48	0/0	1	1	0	0	1/1	0/0	1/1	24:55	
12/24 @ Miami	19	7	9	3	339	61	5.6	97	25	3.9	242	4 / 11	32	20	0	0	0	0	3	59.3	1	2	0	0	1	1	0	6	-	38	1/1	2	0	2	0	2/2	0/0	2/2	31:02	
12/30 DETROIT																																								
1/7/23 @ Washington																																								
2023 Totals	337	103	194	40	5593	991	5.6	1728	418	4.1	3765	37 / 241	536	368	8	13	249	5	40	-	47.7	17	94	20	0	17	374	0	108	-	910	10/4	50	13	30	7	40/43	4/5	31/31	31:50

3rd DOWN EFFICIENCY

9/10 @ N.Y. Giants	6/13	46.2%
9/17 N.Y. JETS	9/18	50.0%
9/24 @ Arizona	9/16	50.0%
10/1 NEW ENGLAND	8/15	53.3%
10/8 @ San Francisco	4/11	36.4%

10/16 @ LA Chargers	5/13	38.5%
10/29 LA RAMS	6/12	50.0%
11/5 @ Philadelphia	6/15	40.0%
11/12 N.Y. GIANTS	6/12	50.0%

11/19 @ Carolina	7/16	43.8%
11/23 WASHINGTON	6/10	60.0%
11/30 SEATTLE	8/14	57.1%
12/10 PHILADELPHIA	9/16	56.3%

12/17 @ Buffalo	5/13	38.5%
12/24 @ Miami	4/12	33.3%
12/30 DETROIT		
1/7/23 @ Washington		

SEASON TOTAL	98 / 206	47.6%
---------------------	-----------------	--------------

OPPONENTS

	FIRST DOWNS				TOTAL OFF.			RUSHING			-----PASSING-----				INT BY OPP			PUNTS				PUNT RETURNS				KO RETURNS			PEN.	FUM.	-----SCORING-----							T.O.P.	
	T	R	Pa	Pe	YDS	PLYS	AVG	YDS	ATT	AVG	YDS	SK/YD	ATT	COM	I	NO	YDS	TD	NO	YDS	FC	TD	NO	YDS	TD	NO	YDS	NO/YD	NO/LT	TD	TDr	TDp	TDrt	PAT	2-PT	FG			
9/10 @ N.Y. Giants	14	6	5	3	171	65	2.6	108	28	3.9	63	7 / 47	30	17	2	0	0	0	3	53.3	1	7	0	0	0	0	0	6	-	72	5/1	0	0	0	0	0/0	0/0	0/0	33:28
9/17 N.Y. JETS	12	4	6	2	215	46	4.7	64	16	4.0	151	3 / 19	27	12	3	0	0	0	5	48.2	1	7	2	0	0	0	0	5	-	29	1/1	1	0	1	0	1/1	0/0	1/1	17:45
9/24 @ Arizona	20	8	8	4	400	53	7.5	222	30	7.4	178	2 / 11	21	17	0	1	0	0	2	47	2	19	0	0	1	28	0	8	-	69	0/0	3	2	1	0	1/1	0/2	3/3	25:27
10/1 NEW ENGLAND	10	2	8	0	253	55	4.6	53	23	2.3	200	2 / 7	30	16	2	0	0	0	5	45.0	1	-	2	1	0	0	0	6	-	50	1/1	0	0	0	0	0/0	0/0	1/2	24:51
10/8 @ San Francisco	25	10	12	3	421	67	6.3	170	41	4.1	251	1 / 2	25	18	0	3	49	0	4	46.8	4	39	1	0	0	0	0	6	-	45	1/1	6	2	4	0	6/6	0/0	0/0	37:05
10/16 @ LA Chargers	18	2	12	4	272	61	4.5	53	23	2.3	219	1 / 8	37	22	1	0	0	0	5	40.6	2	38	1	0	0	0	0	9	-	79	0/0	2	0	2	0	2/2	0/0	1/1	30:08
10/29 LA RAMS	15	5	8	2	280	58	4.8	92	24	3.8	188	2 / 16	32	18	1	1	18	0	5	36.6	1	-	5	1	0	0	0	4	-	25	0/0	2	1	1	0	0/0	1/2	2/2	24:32
11/5 @ Philadelphia	20	7	10	3	292	59	4.9	109	33	3.3	183	3 / 24	23	17	0	0	0	0	5	51.8	1	4	1	0	0	0	0	10	-	98	3/0	4	2	2	0	4/4	0/0	0/0	30:18
11/12 N.Y. GIANTS	16	7	5	4	172	55	3.1	111	23	4.8	61	5 / 25	27	14	1	2	32	0	7	50.0	0	0	1	0	1	36	0	2	-	5	0/0	2	0	2	0	2/2	0/0	1/1	22:39
11/19 @ Carolina	13	6	7	0	187	59	3.2	110	23	4.8	77	7 / 46	29	16	1	0	0	0	5	48.4	1	14	1	0	1	29	0	8	-	90	2/1	1	0	2	0	1/1	0/0	1/1	28:39
11/23 WASHINGTON	23	7	15	1	376	75	5.0	108	27	4.0	268	4 / 32	44	28	1	0	0	0	3	39.7	2	9	1	0	0	0	0	4	-	25	0/0	1	1	0	0	1/1	0/0	1/1	36:54
11/30 SEATTLE	25	4	16	5	406	64	6.3	72	22	3.3	334	1 / 0	41	23	1	0	0	0	0	0.0	0	0	0	0	0	0	0	10	-	130	0/0	5	2	3	0	5/5	0/0	0/1	23:33
12/10 PHILADELPHIA	17	6	10	1	324	52	6.2	106	23	4.6	218	1 / 7	28	19	0	0	0	0	1	39.0	1	18	0	0	0	0	0	10	-	95	3/3	1	0	0	1	1/1	0/0	2/2	23:24
12/17 @ Buffalo	28	20	5	3	351	65	5.4	266	49	5.4	85	1 / 9	15	7	0	1	8	0																					

TEAM GAME-BY-GAME SCORING

DATE	OPPONENT	W/L/T	COWBOYS						OPPONENTS						POINT DIFF	OVERALL RECORD
			1ST	2ND	3RD	4TH	OT	TOTAL	1ST	2ND	3RD	4TH	OT	TOTAL		
9/10	at N.Y. Giants	W	16	10	7	7	--	40	0	0	0	0	--	0	+40	1-0
9/17	N.Y. Jets	W	7	11	6	6	--	30	0	10	0	0	--	10	+20	2-0
9/24	at Arizona	L	3	7	3	3	--	16	9	12	0	7	--	28	-12	2-1
10/1	New England	W	10	18	3	7	--	38	3	0	0	0	--	3	+35	3-1
10/8	at San Francisco	L	0	7	3	0	--	10	7	14	7	14	--	42	-32	3-2
10/16	at L.A. Chargers	W	7	3	0	10	--	20	7	0	3	7	--	17	+3	4-2
10/29	L.A. Rams	W	17	16	3	7	--	43	3	6	8	3	--	20	+23	5-2
11/5	at Philadelphia	L	7	10	0	6	--	23	7	7	14	0	--	28	-5	5-3
11/12	N.Y. Giants	W	7	21	14	7	--	49	0	0	7	10	--	17	+32	6-3
11/19	at Carolina	W	7	10	0	16	--	33	0	3	7	0	--	10	+23	7-3
11/23	Washington	W	7	13	0	25	--	45	0	10	0	0	--	10	+35	8-3
11/30	Seattle	W	10	10	7	14	--	41	7	14	7	7	--	35	+6	9-3
12/10	Philadelphia	W	10	14	3	6	--	33	0	6	7	0	--	13	+20	10-3
12/17	at Buffalo	L	0	3	0	7	--	10	7	14	3	7	--	31	-21	10-4
12/24	at Miami	L	7	0	3	10	--	20	3	10	6	3	--	22	-2	10-5
12/30	Detroit															
1/7	at Washington															
2023 TOTALS		10-5	115	153	52	131	--	451	53	106	69	58	--	286	165	10-5
AVG/GAME			7.7	10.2	3.5	8.7	--	30.1	3.5	7.1	4.6	3.9	--	19.1	11.0	

2023 SNAP COUNT

	9/10 @ NYG	9/17 NYJ	9/24 @ ARI	10/1 NE	10/8 @ SF	10/16 @ LAC	10/29 LAR	11/5 @ PHI	11/12 NYG	11/19 @ CAR	11/23 WAS	11/30 SEA	12/10 PHI	12/17 @ BUF	12/24 @ MIA	12/30 DET	1/7 @ Was	Total Snaps	Pct. Snaps
OFFENSE																			
	58 - PCT	87 - PCT	81 - PCT	70 - PCT	49 - PCT	64 - PCT	65 - PCT	75 - PCT	78 - PCT	72 - PCT	54 - PCT	89 - PCT	82 - PCT	57 - PCT	66 - PCT			1,047	- PCT
QB																			
4 Dak Prescott	51 - 87.9%	87 - 100.0%	81 - 100.0%	63 - 90.0%	39 - 79.6%	64 - 100.0%	56 - 86.2%	75 - 100.0%	60 - 76.9%	61 - 84.7%	54 - 100.0%	89 - 100.0%	82 - 100.0%	57 - 100.0%	66 - 100.0%			985	- 94.1%
10 Cooper Rush	7 - 12.1%	0 - 0.0%	0 - 0.0%	7 - 10.0%	10 - 20.4%	0 - 0.0%	9 - 13.8%	0 - 0.0%	18 - 23.1%	11 - 15.3%	0 - 0.0%	0 - 0.0%	0 - 0.0%	0 - 0.0%	0 - 0.0%			62	- 5.9%
15 Trey Lance																		0	- 0.0%
RB																			
20 Tony Pollard	37 - 63.8%	56 - 64.4%	70 - 86.4%	37 - 52.9%	34 - 69.4%	51 - 79.7%	42 - 64.6%	58 - 77.3%	54 - 69.2%	45 - 62.5%	41 - 75.9%	69 - 77.5%	59 - 72.0%	41 - 71.9%	46 - 69.7%			740	- 70.7%
23 Rico Dowdle	9 - 15.5%	18 - 20.7%	11 - 13.6%	6 - 8.6%	10 - 20.4%	10 - 15.6%	23 - 35.4%	14 - 18.7%	22 - 28.2%	21 - 29.2%	12 - 22.2%	16 - 18.0%	23 - 28.0%	15 - 26.3%	11 - 16.7%			221	- 21.1%
40 Hunter Luepke	4 - 6.9%	18 - 20.7%	8 - 9.9%	14 - 20.0%	6 - 12.2%	8 - 12.5%	6 - 9.2%	5 - 6.7%	5 - 6.4%	8 - 11.1%	4 - 7.4%	11 - 12.4%	8 - 9.8%	4 - 7.0%	11 - 16.7%			120	- 11.5%
42 Deuce Vaughn	8 - 13.8%	13 - 14.9%	0 - 0.0%	22 - 31.4%	5 - 10.2%				5 - 6.4%									53	- 5.1%
WR																			
3 Brandin Cooks	34 - 58.6%		65 - 80.2%	49 - 70.0%	32 - 65.3%	50 - 78.1%	40 - 61.5%	58 - 77.3%	41 - 52.6%	52 - 72.2%	43 - 79.6%	80 - 89.9%	63 - 76.8%	42 - 73.7%	52 - 78.8%			701	- 67.0%
9 KaVontae Turpin	11 - 19.0%	16 - 18.4%	2 - 2.5%	21 - 30.0%	2 - 4.1%	2 - 3.1%	11 - 16.9%	13 - 17.3%	12 - 16.7%	5 - 9.3%	13 - 14.6%	11 - 13.4%	1 - 1.8%	9 - 13.6%			129	- 12.3%	
13 Michael Gallup	39 - 67.2%	63 - 72.4%	56 - 69.1%	37 - 52.9%	40 - 81.6%	45 - 70.3%	33 - 50.8%	36 - 48.0%	37 - 47.4%	25 - 34.7%	18 - 33.3%	41 - 46.1%	40 - 48.8%	29 - 50.9%	33 - 50.0%			572	- 54.6%
18 Jalen Tolbert	16 - 27.6%	59 - 67.8%	14 - 17.3%	24 - 34.3%	22 - 44.9%	15 - 23.4%	29 - 44.6%	31 - 41.3%	48 - 61.5%	30 - 41.7%	20 - 37.0%	32 - 36.0%	37 - 45.1%	28 - 49.1%	24 - 36.4%			429	- 41.0%
83 Jalen Brooks		15 - 17.2%				5 - 7.8%			24 - 30.8%	16 - 22.2%	6 - 11.1%							66	- 6.3%
88 CeeDee Lamb	46 - 79.3%	63 - 72.4%	67 - 82.7%	44 - 62.9%	34 - 69.4%	54 - 84.4%	53 - 81.5%	70 - 93.3%	60 - 76.9%	57 - 79.2%	82 - 92.1%		73 - 89.0%	57 - 100.0%	58 - 87.9%			868	- 82.9%
TE																			
47 Eric Saubert				18 - 25.7%	6 - 12.2%	8 - 12.5%	0 - 0.0%	9 - 12.0%	13 - 16.7%	17 - 23.6%	10 - 18.5%	8 - 9.0%						0	- 0.0%
84 Sean McKeon				39 - 55.7%	20 - 40.8%	17 - 26.6%	25 - 38.8%	12 - 16.0%	28 - 35.9%	25 - 34.7%	22 - 40.7%	25 - 28.1%	19 - 23.2%	12 - 21.1%	13 - 19.7%			323	- 30.9%
86 Luke Schoonmaker	16 - 27.6%	31 - 35.6%	19 - 23.5%	39 - 55.7%	34 - 69.4%	55 - 85.9%	52 - 80.0%	67 - 89.3%	52 - 66.7%	52 - 66.7%	39 - 72.2%	66 - 74.2%	60 - 73.2%	49 - 86.0%	55 - 83.3%			770	- 73.5%
87 Jake Ferguson	42 - 72.4%	52 - 59.8%	56 - 69.1%															134	- 12.8%
89 Peyton Hendershot	28 - 48.3%	31 - 35.6%	37 - 45.7%										15 - 18.3%	7 - 12.3%	16 - 24.2%				
OL																			
63 Tyler Biadasi	51 - 87.9%	87 - 100.0%	81 - 100.0%	63 - 90.0%	30 - 61.2%	64 - 100.0%	59 - 90.8%	75 - 100.0%	60 - 76.9%	61 - 84.7%	54 - 100.0%	89 - 100.0%	82 - 100.0%	57 - 100.0%	66 - 100.0%			898	- 85.8%
66 T.J. Bass	9 - 15.5%	42 - 48.3%		16 - 22.9%	10 - 20.4%	0 - 0.0%	9 - 13.8%	0 - 0.0%	18 - 23.1%	11 - 15.3%	0 - 0.0%	0 - 0.0%	0 - 0.0%	47 - 82.5%	2 - 3.0%			245	- 23.4%
67 Brock Hoffman	7 - 12.1%		81 - 100.0%	7 - 10.0%	19 - 38.8%	0 - 0.0%	6 - 9.2%	0 - 0.0%	18 - 23.1%	11 - 15.3%	0 - 0.0%	0 - 0.0%	0 - 0.0%	0 - 0.0%	0 - 0.0%			149	- 14.0%
70 Zack Martin	51 - 87.9%	82 - 94.3%		54 - 77.1%	39 - 79.6%	64 - 100.0%	56 - 86.2%	75 - 100.0%	60 - 76.9%	61 - 84.7%	54 - 100.0%	89 - 100.0%	82 - 100.0%	10 - 17.5%	66 - 100.0%			843	- 80.5%
71 Chuma Edoga	56 - 96.6%	45 - 51.7%	81 - 100.0%	63 - 90.0%	10 - 20.0%	0 - 0.0%	54 - 83.1%	2 - 2.7%	19 - 24.4%	11 - 15.3%	0 - 0.0%	2 - 2.2%	2 - 2.4%	0 - 0.0%	66 - 100.0%			411	- 39.3%
73 Tyler Smith			81 - 100.0%	70 - 100.0%	49 - 100.0%	64 - 100.0%	65 - 100.0%	75 - 100.0%	78 - 100.0%	72 - 100.0%	54 - 100.0%	89 - 100.0%	82 - 100.0%	57 - 100.0%	66 - 100.0%			902	- 86.2%
76 Asim Richards	9 - 15.5%	5 - 5.7%		0 - 0.0%	7 - 10.0%		11 - 16.9%	0 - 0.0%						0 - 0.0%				32	- 3.1%
77 Tyron Smith	49 - 84.5%	87 - 100.0%	0 - 0.0%		39 - 79.6%	64 - 100.0%		75 - 100.0%	60 - 76.9%	61 - 84.7%	54 - 100.0%	89 - 100.0%	82 - 100.0%	57 - 100.0%				717	- 68.5%
78 Terence Steele	58 - 100.0%	87 - 100.0%	81 - 100.0%	70 - 100.0%	49 - 100.0%	64 - 100.0%	65 - 100.0%	75 - 100.0%	78 - 100.0%	72 - 100.0%	54 - 100.0%	89 - 100.0%	82 - 100.0%	57 - 100.0%	66 - 100.0%			1,047	- 100.0%

	9/10 @ NYG	9/17 NYJ	9/24 @ ARI	10/1 NE	10/8 @ SF	10/16 @ LAC	10/29 LAR	11/5 @ PHI	11/12 NYG	11/19 @ CAR	11/23 WAS	11/30 SEA	12/10 PHI	12/17 @ BUF	12/24 @ MIA	12/30 DET	1/7 @ Was	Total Snaps	Pct. Snaps
Defense																			
	70 - PCT	47 - PCT	61 - PCT	55 - PCT	71 - PCT	73 - PCT	62 - PCT	62 - PCT	57 - PCT	59 - PCT	78 - PCT	69 - PCT	55 - PCT	68 - PCT	65 - PCT			952	- PCT
DL																			
54 Sam Williams	34 - 48.6%	19 - 40.4%	10 - 16.4%	16 - 29.1%	20 - 28.2%	12 - 16.4%	21 - 33.9%	12 - 19.4%	27 - 47.4%	16 - 27.1%	34 - 43.6%	19 - 27.5%	14 - 25.5%	11 - 16.2%	7 - 10.8%			272	- 28.6%
56 Dante Fowler	33 - 47.1%	14 - 29.8%	15 - 24.6%	17 - 30.9%	13 - 18.3%	11 - 15.1%	19 - 30.6%	9 - 14.5%	21 - 36.8%	15 - 25.4%	25 - 32.1%	15 - 21.3%	13 - 23.6%	8 - 11.8%	12 - 18.5%			240	- 25.2%
58 Mazi Smith	17 - 24.3%	11 - 23.4%	12 - 19.7%	17 - 30.9%	22 - 31.0%	18 - 24.7%	18 - 29.0%	12 - 19.4%	25 - 43.9%	19 - 32.2%	20 - 25.6%	11 - 15.9%	13 - 23.6%	32 - 47.1%	26 - 40.0%			273	- 40.0%
90 DeMarcus Lawrence	30 - 42.9%	24 - 51.1%	41 - 67.2%	25 - 45.5%	34 - 47.4%	48 - 65.8%	31 - 50.0%	38 - 61.3%	23 - 40.4%	29 - 49.2%	35 - 44.9%	47 - 68.1%	34 - 61.8%	43 - 63.2%	53 - 81.5%			535	- 56.2%
92 Dorance Armstrong	18 - 25.7%	22 - 46.8%	22 - 36.1%	20 - 36.4%	23 - 32.4%	33 - 45.2%	31 - 50.0%	26 - 41.9%	23 - 40.4%	35 - 59.3%	30 - 38.5%	35 - 50.0%	29 - 52.7%	31 - 45.6%	15 - 23.1%			393	- 41.3%
93 Vilami Fehoko																		0	- 0.0%
95 Johnathan Hankins	18 - 25.7%	10 - 21.3%	35 - 57.4%	21 - 38.2%	40 - 56.3%	31 - 42.5%	24 - 38.7%	42 - 67.7%	18 - 31.6%	25 - 42.4%	31 - 39.7%	27 - 39.1%	16 - 29.1%					338	- 35.5%
96 Neville Gallimore	34 - 48.6%	13 - 27.7%	16 - 26.2%	18 - 32.7%	25 - 35.2%	19 - 26.0%	9 - 14.5%	8 - 12.9%	16 - 28.1%	16 - 27.1%	17 - 21.8%	11 - 15.9%	12 - 21.8%	17 - 25.0%	16 - 24.6%			247	- 25.9%
97 Osa Odighizuwa	27 - 38.6%	24 - 51.1%	33 - 54.1%	30 - 54.5%	38 - 53.5%	45 - 61.6%	39 - 62.9%	40 - 64.5%	30 - 52.6%	29 - 49.2%	46 - 59.0%	43 - 62.3%	38 - 69.1%					562	- 59.0%
98 Carl Davis														14 - 20.6%	8 - 12.3%			22	- 2.3%
99 Chauncey Golston	30 - 42.9%	14 - 29.8%	18 - 29.5%	15 - 27.3%	19 - 26.8%	20 - 27.4%	16 - 25.8%	15 - 24.2%	23 - 40.4%	12 - 20.3%	19 - 24.4%	11 - 15.9%	13 - 23.6%	28 - 41.2%	19 - 29.2%			272	- 28.6%
LB																			
11 Micah Parsons	40 - 57.1%	41 - 87.2%	55 - 90.2%	44 - 80.0%	59 - 83.1%	68 - 93.2%	48 - 77.4%	51 - 82.3%	39 - 68.4%	43 - 72.9%	64 - 82.1%	63 - 91.3%	42 - 76.4%	49 - 72.1%	59 - 90.8%			765	- 80.4%
32 Rashaan Evans							7 - 11.3%	0 - 0.0%	28 - 49.1%	7 - 11.9%	15 - 19.2%	3 - 4.3%	0 - 0.0%	11 - 16.2%	0 - 0.0%			71	- 7.5%
33 Damone Clark	46 - 65.7%	17 - 36.2%	42 - 68.9%	25 - 45.5%	46 - 64.8%	72 - 98.6%	50 - 80.6%	57 - 91.9%	30 - 52.6%	44 - 74.6%	65 - 83.3%	49 - 71.0%	48 - 87.3%	63 - 92.6%	43 - 66.2%			697	- 73.2%
46 Malik Jefferson				0 - 0.0%	6 - 8.5%	0 - 0.0%												6	- 0.6%
50 Devin Harper	3 - 4.3%	0 - 0.0%	0 - 0.0%															3	- 0.3%
55 Leighton Vander Esch	48 - 68.6%	47 - 100.0%	61 - 100.0%	55 - 100.0%	58 - 81.7%													269	- 28.3%
91 Tyrus Wheat						5 - 6.8%	3 - 4.8%	0 - 0.0%	15 - 26.3%	0 - 0.0%	3 - 3.8%	0 - 0.0%	0 - 0.0%	3 - 4.4%	0 - 0.0%			29	- 2.9%
DB																			
1 Jayron Kearse	53 - 75.7%	47 - 100.0%	61 - 100.0%	55 - 100.0%	59 - 83.1%	60 - 82.2%	40 - 64.5%	45 - 72.6%	33 - 57.9%										

GAME-BY-GAME PLAYER PARTICIPATION

PLAYERS	AT NYG	NYJ	AT ARI	NE	AT SF	AT LAC	LAR	AT PHI	NYG	AT CAR	WAS	SEA	PHI	AT BUF	AT MIA			GP	GS	DNP	I
	9/10	9/17	9/24	10/1	10/8	10/16	10/29	11/5	11/12	11/19	11/23	11/30	12/10	12/17	12/24	12/30	1/7				
Bryan Anger	P	P	P	P	P	P	P	P	P	P	P	P	P	P	P	-	-	15	0	0	0
Dorance Armstrong	P	P	P	P	P	P	P	P	P	P	P	P	P	P	P	-	-	15	0	0	0
Brandon Aubrey	P	P	P	P	P	P	P	P	P	P	P	P	P	P	P	-	-	15	0	0	0
Josh Ball	IR	IR	IR	IR	IR	IR	IR	IR	IR	IR	IR	IR	IR	IR	IR	-	-	0	0	0	0
T.J. Bass	P	P	RG	P	P	P	P	P	P	P	P	P	P	P	P	-	-	15	1	0	0
Markquese Bell	P	P	P	P	P	LB	LB	LB	P	LB	LB	LB	LB	LB	P	-	-	15	8	0	0
Tyler Biadasz	C	C	I	C	C	C	C	C	C	C	C	C	C	C	C	-	-	14	14	0	1
Tyron Billy-Johnson	PS	PS	PS	PS	PS	PS	PS	PS	PS	PS	PS	PS	PS	PS	PS	-	-	0	0	0	0
DaRon Bland	P	P	CB	CB	CB	CB	CB	CB	CB	CB	CB	CB	CB	CB	CB	-	-	15	13	0	0
Earl Bostick	PS	PS	PS	PS	PS	PS	PS	PS	PS	PS	PS	PS	PS	PS	PS	-	-	0	0	0	0
Jalen Brooks	D	P	D	D	D	P	D	D	P	P	P	D	D	D	D	-	-	5	0	0	10
Martavis Bryant	^	^	^	^	^	^	^	^	PS	PS	PS	PS	PS	PS	PS	-	-	0	0	0	0
Josh Butler	PS	PS	PS	PS	PS	PS	PS	PS	PS	PS	PS	PS	PS	PS	PS	-	-	0	0	0	0
Damone Clark	LB	LB	LB	LB	LB	LB	LB	LB	LB	LB	LB	LB	LB	LB	LB	-	-	15	15	0	0
Brandin Cooks	WR	I	WR	WR	WR	WR	WR	P	WR	WR	WR	WR	WR	WR	WR	-	-	14	13	0	1
Jalen Cropper	PS	PS	PS	PS	PS	PS	PS	PS	PS	PS	PS	PS	PS	PS	PS	-	-	0	0	0	0
Carl Davis Jr.	^	^	^	^	^	^	^	^	^	PS	PS	PS	PS	P	P	-	-	2	0	0	0
Malik Davis	PS	PS	PS	PS	PS	P	PS	PS	PS	PS	PS	PS	PS	P	P	-	-	3	0	0	0
Trevon Diggs	CB	CB	IR	IR	IR	IR	IR	IR	IR	IR	IR	IR	IR	IR	IR	-	-	2	2	0	0
Rico Dowdle	P	P	P	P	P	P	P	P	P	P	P	P	P	P	P	-	-	15	0	0	0
David Durden	IR	IR	IR	IR	IR	IR	IR	IR	IR	IR	IR	IR	IR	IR	IR	-	-	0	0	0	0
Chuma Edoga	LG	LG	LT	LT	^	P	LT	P	P	P	P	P	P	P	LT	-	-	15	6	0	0
Rashaan Evans	^	^	^	^	^	PS	P	P	LB	P	P	P	P	P	P	-	-	9	1	0	0
Princeton Fant	PS	PS	PS	PS	PS	PS	PS	PS	PS	PS	PS	PS	PS	PS	PS	-	-	2	0	0	0
Viliami Fehoko	D	D	D	D	D	D	D	D	D	IR	IR	IR	IR	DFR	DFR	-	-	0	0	0	9
Jake Ferguson	TE	TE	TE	TE	P	TE	TE	TE	TE	TE	TE	TE	TE	TE	TE	-	-	15	14	0	0
Dante Fowler	P	P	P	P	P	P	P	P	P	P	P	P	P	P	P	-	-	15	0	0	0
Neville Gallimore	P	P	P	P	P	P	P	P	P	P	P	P	P	P	P	-	-	15	0	0	0
Michael Gallup	WR	WR	WR	WR	WR	WR	WR	WR	P	WR	WR	P	WR	WR	WR	-	-	15	13	0	0
Stephon Gilmore	CB	CB	CB	CB	CB	CB	CB	CB	CB	CB	CB	CB	CB	CB	CB	-	-	15	15	0	0
Chauncey Golston	P	DE	P	DE	P	P	P	P	DE	P	P	P	P	P	P	-	-	15	3	0	0
C.J. Goodwin	P	P	P	P	P	IR	IR	IR	IR	IR	IR	IR	IR	IR	IR	-	-	5	0	0	0
Johnathan Hankins	DT	DT	DT	DT	DT	DT	DT	DT	DT	DT	DT	DT	DT	I	I	-	-	13	13	0	2
Sean Harlow	PS	PS	P	PS	PS	PS	^	^	^	^	^	^	^	^	^	-	-	1	0	0	0
Devin Harper	P	P	P	^	^	^	^	^	^	^	^	^	^	^	^	-	-	3	0	0	0
Peyton Hendershot	P	P	P	I	I	IR	IR	IR	IR	DFR	DFR	DFR	P	P	P	-	-	6	0	0	2
Brock Hoffman	P	P	C	P	P	P	P	P	P	P	P	P	P	P	P	-	-	15	1	0	0
Malik Hooker	S	S	S	S	S	S	S	S	S	S	S	S	S	I	S	-	-	14	14	0	1
Noah Igbinoghene	P	D	P	P	P	D	D	D	D	D	D	D	D	D	D	-	-	5	0	0	10
Malik Jefferson	PS	PS	PS	P	P	P	PS	PS	PS	PS	PS	PS	PS	PS	PS	-	-	3	0	0	0
Buddy Johnson	^	^	^	^	^	^	^	^	^	^	^	PS	^	^	^	-	-	0	0	0	0
Durrell Johnson	PS	PS	PS	PS	PS	PS	PS	PS	PS	PS	PS	PS	PS	PS	PS	-	-	0	0	0	0
Mikel Jones	^	^	^	^	^	^	^	^	^	^	^	^	^	^	^	-	-	0	0	0	0
Ronald Jones	R/SUS	R/SUS	^	^	^	^	^	^	^	^	^	^	^	^	^	-	-	0	0	0	0
Jayron Kearse	S	S	S	S	S	S	S	P	P	S	I	S	P	S	S	-	-	14	11	0	1
CeeDee Lamb	WR	WR	WR	WR	WR	WR	WR	WR	WR	WR	WR	WR	WR	WR	WR	-	-	15	15	0	0
Trey Lance	I-QB3	I-QB3	I-QB3	I-QB3	I-QB3	I-QB3	I-QB3	I-QB3	I-QB3	I-QB3	I-QB3	I-QB3	I-QB3	I-QB3	I-QB3	-	-	0	0	0	15
DeMarcus Lawrence	DE	DE	DE	DE	DE	DE	DE	DE	DE	DE	DE	DE	DE	DE	DE	-	-	15	15	0	0
Jourdan Lewis	I	P	P	P	P	P	NCB	NCB	P	P	NCB	P	NCB	NCB	NCB	-	-	14	6	0	1
Hunter Luepke	P	P	P	P	P	P	P	P	P	P	P	P	P	P	P	-	-	15	0	0	0
Zack Martin	RG	RG	I	RG	RG	RG	RG	RG	RG	RG	RG	RG	RG	RG	RG	-	-	14	14	0	1
Sean McKeon	PS	PS	PS	P	P	P	P	P	P	P	P	P	IR	IR	IR	-	-	9	0	0	0
Israel Mukuamu	P	P	D	D	D	P	P	P	P	P	P	P	P	P	P	-	-	12	0	0	3
Osa Odighizuwa	DT	DT	DT	DT	DT	DT	DT	DT	DT	DT	DT	DT	DT	DT	DT	-	-	15	15	0	0
DeMarvin Overshown	IR	IR	IR	IR	IR	IR	IR	IR	IR	IR	IR	IR	IR	IR	IR	-	-	0	0	0	0
Adam Pankey	^	^	^	^	^	^	^	PS	PS	PS	PS	PS	PS	PS	PS	-	-	0	0	0	0
Micah Parsons	DE	LB	DE	LB	DE	DE	DE	DE	LB	DE	DE	DE	DE	DE	DE	-	-	15	15	0	0
Tony Pollard	RB	RB	RB	RB	RB	RB	RB	RB	RB	RB	RB	RB	RB	RB	RB	-	-	15	15	0	0
Dak Prescott	QB	QB	QB	QB	QB	QB	QB	QB	QB	QB	QB	QB	QB	QB	QB	-	-	15	15	0	0
Willington Previlon	PS	PS	PS	PS	PS	PS	PS	PS	PS	PS	PS	PS	PS	PS	PS	-	-	0	0	0	0
Billy Price	^	^	^	PS	PS	PS	PS	PS	PS	PSIR	PSIR	PSIR	PSIR	DFR	DFR	-	-	0	0	0	0
Sheldrick Redwine	PS	PS	PS	PS	PS	PS	PS	PS	PS	PS	P	PS	PS	PS	PS	-	-	1	0	0	0
Asim Richards	P	P	P	P	D	D	P	P	D	D	D	D	D	D	P	-	-	7	0	0	8
Cooper Rush	P	DNP	DNP	P	P	DNP	P	DNP	P	P	DNP	DNP	DNP	DNP	DNP	-	-	6	0	9	0
Eric Saubert	^	^	^	^	^	^	P	^	^	^	^	^	^	^	^	-	-	1	0	0	0
Luke Schoonmaker	P	P	P	P	P	P	P	P	P	P	P	P	P	P	P	-	-	15	0	0	0
Eric Scott	D	D	D	D	D	D	D	D	D	D	D	D	D	D	D	-	-	0	0	0	15
Dakoda Shepley	A	A	^	^	^	A	A	PS	PS	PS	PS	PS	PS	PS	PS	-	-	0	0	0	0
Trent Sieg	P	P	P	P	P	P	P	P	P	P	P	P	P	P	P	-	-	15	0	0	0
Mazi Smith	P	P	P	P	P	P	P	P	P	P	P	P	P	DT	DT	-	-	15	2	0	0
Tyler Smith	I	I	LG	LG	LG	LG	LG	LG	LG	LG	LG	LG	LG	LG	LG	-	-	13	13	0	2
Tyron Smith	LT	LT	DNP	I	LT	LT	I	LT	LT	LT	LT	LT	LT	LT	I	-	-	11	11	1	3
Terence Steele	RT	RT	RT	RT	RT	RT	RT	RT	RT	RT	RT	RT	RT	RT	RT	-	-	15	15	0	0
John Stephens	IR	IR	IR	IR	IR	IR	IR	IR	IR	IR	IR	IR	IR	IR	IR	-	-	0	0	0	0
Alex Taylor-Prioleau	PS	PS	PS	PS	PS	PS	^	^	^	^	^	^	^	^	^	-	-	0	0	0	0
Juanyeh Thomas	S	P	P	P	P	I	P	P	P	P	P	P	P	P	P	-	-	14	1	0	1
Jalen Tolbert	P	WR	P	P	WR	P	P	WR	WR	P	P	WR	P	P	P	-	-	15	5	0	0
KaVontae Turpin	P	P	P	P	P	P	P	P	I	P	P	P	P	P	P	-	-	14	0	0	1
Leighton Vander Esch	LB	LB	LB	LB	LB	LB	IR	IR	IR	IR	IR	IR	IR	IR	IR	-	-	5	5	0	0
Deuce Vaughn	P	P	P	P	P	D	D	D	P	D	D	D	D	D	D	-	-	6	0	0	9
Matt Waletzko	IR	IR	IR	IR	IR	IR	IR	IR	IR	IR	IR	IR	DFR	DFR	DFR	-	-	0	0	0	0
Tyrus Wheat	PS	PS	PS	PS	PS	P	P	P	P	P	P	P	P	P	P	-	-	10	0	0	0
Sam Williams	P	P	P	P	P	P	P	P	P	P	P	P	P	P	P	-	-	15	0	0	0
Donovan Wilson	I	I	S	P	S	P	P	S	S	S	S	S	S	S	S	-	-	13	11	0	2
Nahshon Wright	IR	IR	IR	IR	IR	P	P	P	P	P	P	P	P	P	P	-	-	10	0	0	0

LEGEND: Position abbreviation indicated start, P=Played, D=Inactive, I=Inactive/Injured, I-QB3=Inactive - QB3, DNP=Did Not Play, PS=Practice Squad, IR=Reserve/Injured, DFR=Reserve/Designated for Return, R/SUS=Reserve/Suspended, A=Not on Roster, PSIR=Practice Squad/Injured Reserve, ^=With Other Team

2023/2022 STATISTICAL COMPARISON

COWBOYS OFFENSE	2023	2022	DIFFERENCE
Wins	10	11	-1
Losses	5	4	1
Points Scored	451	434	17
Touchdowns	50	51	-1
Field Goals Made	33	27	6
Field Goals Attempted	33	30	3
Field Goal Percentage	100.0%	90.0%	10.0%
Third Down Efficiency	47.6%	46.5%	1.1%
Net Yards per Game	366.2	366.1	0.1
<i>NFL Rank -- Net Yds. per Game</i>	6	8	-2
Average Plays per Game	66.1	64.9	1.1
Average Yards per Play	5.5	5.6	-0.1
Rushing Yards per Game	115.2	143.1	-27.9
<i>NFL Rank -- Rush Yds. per Game</i>	12	7	5
Average Yards per Rush	4.1	4.5	-0.4
Rushing Attempts per Game	27.9	31.5	-3.6
Rushing Touchdowns	13	23	-10
Net Passing Yards per Game	251.0	222.9	28.1
<i>NFL Rank -- Net Pass Yds. per Game</i>	6	16	-10
Yards per Pass Attempt	7.5	7.3	0.1
Passing Attempts	536	477	59
Passing Completions	368	312	56
Completion Percentage	68.7%	65.4%	3.2%
Passing Touchdowns	30	25	5
Interceptions Thrown	8	15	-7
Sacks Allowed	37	25	12
Fumbles	11	11	0
Fumbles Lost	5	3	2
Penalties	108	95	13
Penalty Yards	910	733	177
Gross Punting Average	52.0	48.9	3.1
Net Punting Average	48.7	42.0	6.7
Punt Return Average	5.5	11.9	-6.3
Kickoff Return Average	21.4	23.8	-2.3

COWBOYS DEFENSE (OPPONENT)	2023	2022	DIFFERENCE
Points Allowed	286	303	-17
Total Touchdowns Allowed	33	31	2
Field Goals Made	19	30	-11
Field Goals Attempted	23	34	-11
Field Goal Percentage	82.6%	88.2%	-5.6%
Third Down Efficiency	38.8%	38.3%	0.5%
Net Yards per Game	299.7	332.5	-32.8
<i>NFL Rank -- Net Yds. per Game</i>	7	14	-7
Average Plays per Game	59.9	64.9	-5.0
Average Yards per Play	5.0	5.1	-0.1
Rushing Yards per Game	115.7	130.0	-14.3
<i>NFL Rank -- Rush Yds. per Game</i>	19	22	-3
Average Yards per Rush	4.2	4.5	-0.3
Rushing Attempts per Game	27.4	28.8	-1.4
Rushing Touchdowns Allowed	13	8	5
Net Passing Yards per Game	184.0	202.5	-18.5
<i>NFL Rank -- Net Pass Yds. per Game</i>	5	10	-5
Yards per Pass Attempt	6.8	6.8	-0.1
Passing Attempts	446	492	-46
Passing Completions	268	314	-46
Completion Percentage	60.1%	63.8%	-3.7%
Passing Touchdowns Allowed	19	21	-2
Interceptions	13	14	-1
Sacks	41	49	-8
Fumbles Caused	18	25	-7
Fumbles Recovered	8	16	-8
Penalties	94	86	8
Penalty Yards	860	717	143
Gross Punting Average	46.4	46.1	0.4
Net Punting Average	40.7	40.6	0.1
Punt Return Average	10.1	8.1	2.0
Kickoff Return Average	24.2	24.1	0.1

Bold indicates Cowboys improvement

GAME-BY-GAME STARTERS AND INACTIVES

2023 REGULAR SEASON

OFFENSE

DATE	OPPONENT	WR	LT	LG	C	RG	RT	TE	WR	WR	WR	QB	RB
9/10	at N.Y. Giants	B. Cooks	T. Smith	C. Edoga	T. Biadasz	Z. Martin	T. Steele	J. Ferguson		M. Gallup	C. Lamb	D. Prescott	T. Pollard
9/17	N.Y. Jets	M. Gallup	T. Smith	C. Edoga	T. Biadasz	Z. Martin	T. Steele	J. Ferguson		J. Tolbert	C. Lamb	D. Prescott	T. Pollard
9/24	at Arizona	B. Cooks	C. Edoga	T. Smith	B. Hoffman	<u>T. Bass</u>	T. Steele	J. Ferguson		M. Gallup	C. Lamb	D. Prescott	T. Pollard
10/1	New England	B. Cooks	C. Edoga	T. Smith	T. Biadasz	Z. Martin	T. Steele	J. Ferguson		M. Gallup	C. Lamb	D. Prescott	T. Pollard
10/8	at San Francisco	B. Cooks	T. Smith	T. Smith	T. Biadasz	Z. Martin	T. Steele		J. Tolbert	M. Gallup	C. Lamb	D. Prescott	T. Pollard
10/16	at L.A. Chargers	B. Cooks	T. Smith	T. Smith	T. Biadasz	Z. Martin	T. Steele	J. Ferguson		M. Gallup	C. Lamb	D. Prescott	T. Pollard
10/29	L.A. Rams	B. Cooks	C. Edoga	T. Smith	T. Biadasz	Z. Martin	T. Steele	J. Ferguson		M. Gallup	C. Lamb	D. Prescott	T. Pollard
11/5	at Philadelphia	M. Gallup	T. Smith	T. Smith	T. Biadasz	Z. Martin	T. Steele	J. Ferguson		J. Tolbert	C. Lamb	D. Prescott	T. Pollard
11/12	N.Y. Giants	B. Cooks	T. Smith	T. Smith	T. Biadasz	Z. Martin	T. Steele	J. Ferguson		J. Tolbert	C. Lamb	D. Prescott	T. Pollard
11/19	at Carolina	B. Cooks	T. Smith	T. Smith	T. Biadasz	Z. Martin	T. Steele	J. Ferguson		M. Gallup	C. Lamb	D. Prescott	T. Pollard
11/23	Washington	B. Cooks	T. Smith	T. Smith	T. Biadasz	Z. Martin	T. Steele	J. Ferguson		M. Gallup	C. Lamb	D. Prescott	T. Pollard
11/30	Seattle	B. Cooks	T. Smith	T. Smith	T. Biadasz	Z. Martin	T. Steele	J. Ferguson		J. Tolbert	C. Lamb	D. Prescott	T. Pollard
12/10	Philadelphia	B. Cooks	T. Smith	T. Smith	T. Biadasz	Z. Martin	T. Steele	J. Ferguson		M. Gallup	C. Lamb	D. Prescott	T. Pollard
12/17	at Buffalo	B. Cooks	T. Smith	T. Smith	T. Biadasz	Z. Martin	T. Steele	J. Ferguson		M. Gallup	C. Lamb	D. Prescott	T. Pollard
12/24	at Miami	B. Cooks	C. Edoga	T. Smith	T. Biadasz	Z. Martin	T. Steele	J. Ferguson		M. Gallup	C. Lamb	D. Prescott	T. Pollard
12/30	Detroit												
1/7	at Washington												

2023 REGULAR SEASON

DEFENSE

DATE	OPPONENT	DE	DT	DT	DE	LB	LB	LB	CB	NCB	CB	S	S	S
9/10	at N.Y. Giants	D. Lawrence	J. Hankins	O. Odighizuwa	M. Parsons	L. Vander Esch	D. Clark		S. Gilmore		T. Diggs	J. Kearsse	M. Hooker	J. Thomas
9/17	N.Y. Jets	D. Lawrence	J. Hankins	O. Odighizuwa	C. Golston	L. Vander Esch	D. Clark	M. Parsons	S. Gilmore		T. Diggs	J. Kearsse	M. Hooker	
9/24	at Arizona	D. Lawrence	J. Hankins	O. Odighizuwa	M. Parsons	L. Vander Esch	D. Clark		S. Gilmore		D. Bland	J. Kearsse	M. Hooker	D. Wilson
10/1	New England	D. Lawrence	J. Hankins	O. Odighizuwa	C. Golston	L. Vander Esch	D. Clark	M. Parsons	S. Gilmore		D. Bland	J. Kearsse	M. Hooker	
10/8	at San Francisco	D. Lawrence	J. Hankins	O. Odighizuwa	M. Parsons	L. Vander Esch	D. Clark		S. Gilmore		D. Bland	J. Kearsse	M. Hooker	D. Wilson
10/16	at L.A. Chargers	D. Lawrence	J. Hankins	O. Odighizuwa	M. Parsons	M. Bell	D. Clark		S. Gilmore		D. Bland	J. Kearsse	M. Hooker	D. Wilson
10/29	L.A. Rams	D. Lawrence	J. Hankins	O. Odighizuwa	M. Parsons	M. Bell	D. Clark		S. Gilmore	J. Lewis	D. Bland	J. Kearsse	M. Hooker	
11/5	at Philadelphia	D. Lawrence	J. Hankins	O. Odighizuwa	M. Parsons	M. Bell	D. Clark		S. Gilmore	J. Lewis	D. Bland	D. Wilson	M. Hooker	
11/12	N.Y. Giants	D. Lawrence	J. Hankins	O. Odighizuwa	C. Golston	R. Evans	D. Clark	M. Parsons	S. Gilmore		D. Bland	D. Wilson	M. Hooker	
11/19	at Carolina	D. Lawrence	J. Hankins	O. Odighizuwa	M. Parsons	M. Bell	D. Clark		S. Gilmore		D. Bland	D. Wilson	M. Hooker	J. Kearsse
11/23	Washington	D. Lawrence	J. Hankins	O. Odighizuwa	M. Parsons	M. Bell	D. Clark		S. Gilmore	J. Lewis	D. Bland	D. Wilson	M. Hooker	
11/30	Seattle	D. Lawrence	J. Hankins	O. Odighizuwa	M. Parsons	M. Bell	D. Clark		S. Gilmore		D. Bland	D. Wilson	M. Hooker	J. Kearsse
12/10	Philadelphia	D. Lawrence	J. Hankins	O. Odighizuwa	M. Parsons	M. Bell	D. Clark		S. Gilmore	J. Lewis	D. Bland	D. Wilson	M. Hooker	
12/17	at Buffalo	D. Lawrence	<u>M. Smith</u>	O. Odighizuwa	M. Parsons	M. Bell	D. Clark		S. Gilmore	J. Lewis	D. Bland	D. Wilson	J. Kearsse	
12/24	at Miami	D. Lawrence	<u>M. Smith</u>	O. Odighizuwa	M. Parsons	D. Clark			S. Gilmore	J. Lewis	D. Bland	D. Wilson	M. Hooker	J. Kearsse
12/30	Detroit													
1/7	at Washington													

Rookies underlined.

2023 REGULAR SEASON INACTIVES

DATE	OPPONENT	1	2	3	4	5	6	7
9/10	at N.Y. Giants	<u>J. Brooks</u>	<u>V. Fehoko</u>	T. Lance-*	J. Lewis-I	<u>E. Scott</u>	Tyler Smith-I	D. Wilson-I
9/17	N.Y. Jets	B. Cooks-I	<u>V. Fehoko</u>	N. Igbinoghene	T. Lance-*	<u>E. Scott</u>	Tyler Smith-I	D. Wilson-I
9/24	at Arizona	T. Biadasz-I	<u>J. Brooks</u>	<u>V. Fehoko</u>	T. Lance-*	Z. Martin-I	I. Mukuamu	<u>E. Scott</u>
10/1	New England	<u>J. Brooks</u>	<u>V. Fehoko</u>	P. Hendershot-I	T. Lance-*	I. Mukuamu	<u>E. Scott</u>	Tyron Smith-I
10/8	at San Francisco	<u>J. Brooks</u>	<u>V. Fehoko</u>	P. Hendershot-I	T. Lance-*	I. Mukuamu	<u>A. Richards</u>	<u>E. Scott</u>
10/16	at L.A. Chargers	<u>V. Fehoko</u>	N. Igbinoghene	T. Lance-*	<u>A. Richards</u>	<u>E. Scott</u>	J. Thomas-I	<u>D. Vaughn</u>
10/29	L.A. Rams	<u>J. Brooks</u>	<u>V. Fehoko</u>	N. Igbinoghene	T. Lance-*	<u>E. Scott</u>	Tyron Smith-I	<u>D. Vaughn</u>
11/5	at Philadelphia	<u>J. Brooks</u>	<u>V. Fehoko</u>	N. Igbinoghene	T. Lance-*	<u>E. Scott</u>	<u>D. Vaughn</u>	
11/12	N.Y. Giants	<u>V. Fehoko</u>	N. Igbinoghene	T. Lance-*	<u>A. Richards</u>	<u>E. Scott</u>	K. Turpin-I	
11/19	at Carolina	N. Igbinoghene	T. Lance-*	<u>A. Richards</u>	<u>E. Scott</u>	<u>D. Vaughn</u>		
11/23	Washington	N. Igbinoghene	J. Kearsse-I	T. Lance-*	<u>A. Richards</u>	<u>E. Scott</u>	<u>D. Vaughn</u>	
11/30	Seattle	<u>J. Brooks</u>	N. Igbinoghene	T. Lance-*	<u>A. Richards</u>	<u>E. Scott</u>	<u>D. Vaughn</u>	
12/10	Philadelphia	<u>J. Brooks</u>	N. Igbinoghene	T. Lance-*	<u>A. Richards</u>	<u>E. Scott</u>	<u>D. Vaughn</u>	
12/17	at Buffalo	<u>J. Brooks</u>	J. Hankins-I	M. Hooker-I	T. Lance-*	<u>A. Richards</u>	<u>E. Scott</u>	<u>D. Vaughn</u>
12/24	at Miami	<u>J. Brooks</u>	J. Hankins-I	N. Igbinoghene	T. Lance-*	<u>E. Scott</u>	Tyron Smith-I	<u>D. Vaughn</u>
12/30	Detroit							
1/7	at Washington							

Underline denotes rookie, "I" denotes injury, "*" denotes QB3

GAME-BY-GAME ELEVATIONS

Date	Opponent	STANDARD ELEVATION	
9/10	@ N.Y. Giants	CB, C.J. Goodwin	C, Brock Hoffman
9/17	N.Y. Jets	CB, C.J. Goodwin	C, Brock Hoffman
9/24	@ Arizona	C, Sean Harlow	C, Brock Hoffman
10/1	New England	LB, Malik Jefferson	TE, Sean McKeon
10/8	@ San Francisco	LB, Malik Jefferson	TE, Sean McKeon
10/16	@ LA Chargers	RB, Malik Davis	LB, Malik Jefferson
10/29	LA Rams	LB, Rashaan Evans	TE, Eric Saubert
11/5	@ Philadelphia	LB, Rashaan Evans	
11/12	N.Y. GIANTS	LB, Rashaan Evans	
11/19	@ Carolina		NONE
11/23	Washington	S, Sheldrick Redwine	
11/30	Seattle	TE, Princeton Fant	
12/10	Philadelphia	TE, Princeton Fant	
12/17	@ Buffalo	DT, Carl Davis	RB, Malik Davis
12/24	@ Miami	DT, Carl Davis	RB, Malik Davis
12/30	Detroit		
1/7/23	@ Washington		



NON-MEDIA GUIDE BIOS



ONE COWBOYS WAY ★ FRISCO, TEXAS 75034 ★ P:972.497.4959 ★ WWW.DALLASCOWBOYS.COM

2023 NON-MEDIA GUIDE BIOS

BRANDON AUBREY
17 • Kicker

6-3 • 208 • 3/14/95
Notre Dame • FA-'23
NFL: Rookie • Rookie
Games/Starts: 2022-0/0; Career-0/0
Postseason: 2022-0/0; Career-0/0



TRANSACTION SUMMARY:

7/6/23: Signed with Dallas as a free agent.

2023 (USFL):

- Returned to the Birmingham Stallions for the 2023 season and converted 14-of-15 field goals and all 35 PATs.
- Led the league in kickoffs, notching 57 kicks and six touchbacks (10.5%).
- Helped lead the Stallions to their second consecutive USFL title.

2022 (USFL):

- Drafted as a placekicker by the Birmingham Stallions in the 32nd round of the 2022 USFL Draft.
- Led the league in kicking, making 18-of-22 field goals and 22-of-24 PATs on the season.
- Responsible for Stallion kickoffs, leading the league with 55 total kicks and tallied seven touchbacks (12.7%).
- Helped the Stallions to programs first championship title.
- Earned All-USFL honors.

COLLEGE:

- Played four seasons of soccer at Notre Dame (2013-16).
- Scored 15 goals and totalled four assists in 76 appearances as a defender for the Fighting Irish.
- In his senior season at Notre Dame, was named NSCAA third-team All-American, NSCAA first-team All-South Region, and first-team All-ACC.
- Drafted in the first round of the 2017 MLS Draft (21st overall) by Toronto FC, playing for their minor league affiliate and then signed with the Philadelphia Union in 2018 to play with its minor league affiliate.

PERSONAL:

- Attended Plano, Texas, High School where he played soccer his freshman and sophomore years.
- Rated as the 24th best recruit in the class of 2013 by College Soccer News and ranked as the 43rd best player nationally in the class of 2013 according to Top Drawer Soccer.
- Graduated with a computer science degree from Notre Dame.

RASHAAN EVANS
32 • Linebacker

6-2 • 228 • 11/08/95
Alabama • FA-'23
NFL: 6th Year • Cowboys: 1st Year
Games/Starts: 2022-17/17; Career-67/76
Postseason: 2022-0/0; Career-4/4



PRO: The Cowboys added a playmaker to the defense when they signed Rashaan Evans to the active roster in Week 11 of the 2023 season. Evans was drafted in the first round by Tennessee (22nd overall) of the 2018 NFL Draft. Over his four seasons with the Titans, Evans amassed 355 tackles, 3.0 sacks, three interceptions, 24 quarterback pressures, 17 tackles for loss, one forced fumble, three fumble recoveries, and 11 passes defended. After his stint with Tennessee, Evans signed with Atlanta as a free agent in 2022 where he tallied a career-best 159 tackles, 2.0 sacks, three quarterback pressures, six tackles for loss, one forced fumble, two fumble recoveries and four passes defended. Evans spent one month on Dallas' practice squad, playing in three games as an elevation before signing to the active roster.

TRANSACTION SUMMARY:

- 11/18/23:** Signed to Dallas' active roster.
- 10/12/23:** Signed to Dallas' practice squad.
- 9/12/23:** Signed to Philadelphia's practice squad and waived (9/15).
- 4/6/22:** Signed with Atlanta as a free agent.
- 5/15/18:** Drafted in the first round (22nd overall) by Tennessee.

2023 (Philadelphia/Dallas):

- Signed to Philadelphia's practice squad, released and signed to Dallas' practice squad, where he was elevated three times before signing to the Cowboys active roster.

2022 (Atlanta):

- Started all 17 games with the Falcons notching 159 tackles, 2.0 sacks, four passes defended, three quarterback pressures, six tackles for loss, one forced fumble and a fumble recovery.
- Recorded a season-high 15 tackles against Pittsburgh (12/4).

2021 (Tennessee):

- Saw action in 12 games in his final season with the Titans, posting 57 tackles, two interceptions, three tackles for loss, one forced fumble, one fumble recovery and two passes defended throughout the season.
- Recorded a season-high eight tackles against Indianapolis (9/26).

2020 (Tennessee):

- Started all 16 games at linebacker and finished third on the team with 96 tackles, while also registering a half sack, a stop for loss, six quarterback pressures, five passes defended and a fumble recovery.
- Started the postseason contest against Baltimore (1/10/22) and notched nine tackles, including a stop for loss.
- Led the team in tackles twice in 2020 with eight against Buffalo (10/13) and nine at Baltimore (11/22).
- Led or tied for the team lead in quarterback pressures three times in 2020 at Baltimore (11/22), against Cleveland (12/6), at Green Bay (12/27).
- Tied for the team lead in passes defended twice in 2020 at Jacksonville (12/13) and at Houston (1/3/21).

2019 (Tennessee):

- Started all 16 games at linebacker and led the team with a 139 tackles and 11 stops for loss.
- Also posted 2.5 sacks, 11 quarterback pressures, a pass defended and a fumble recovery he returned for a touchdown. Started all three postseason contests and recorded 22 tackles, two quarterback pressures and three stops for loss.
- Led the team in tackles seven times.
- Tied for the team lead in sacks twice against Kansas City (11/10) and against Jacksonville (11/24).

2018 (Tennessee):

- Played in 15 games with seven starts at linebacker as a rookie, where he collected 63 tackles, six quarterback pressures, two tackles for loss and three passes defended.
- Was inactive for one contest at Miami (9/9) because of a hamstring injury.
- Led the team in tackles twice, with seven tackles against Baltimore (10/14) and eight against New York Jets (12/2).
- Saw action in his first career NFL game against Houston (9/16).
- Made his first career start at Jacksonville (9/23), posting one tackle.

COLLEGE:

- Played four seasons at the University of Alabama (2014-17), appearing in 53 games and tallying 14 starts with the Crimson Tide.
- Notched 152 total tackles, 15.0 sacks, 23.5 tackles for loss, five passes defended, 19 quarterback pressured, two forced fumbles and two fumble recoveries over his collegiate career.
- Started 14 games over his final two seasons and appeared in three CFP National Championship contests with two victories.
- As a senior (2017), started all 12 games he played and tied for the team lead in tackles with 74. He led the Crimson Tide with 13 tackles for loss despite missing a pair of games due to injury. Also posted seven quarterback pressures, 6.0 sacks, three passes defended, one forced fumble and one fumble recovery.
- Named First Team All-American by the AFCA, Associated Press first-team All-SEC and second-team All-SEC by conference coaches. Chosen as one of 15 semifinalists for the Butkus Award. Tabbed to the Nagurski Trophy Preseason Watch Lists and earned Second Team Preseason All-American recognition by Phil Steele.
- As a junior (2016), saw action in 14 games with two starts in his first season at inside linebacker, entering the starting lineup after an injury to Shaun Dion Hamilton. Totaled 53 tackles, 4.0 sacks, 4.5 tackles for loss, two passes defended, six quarterback pressures, one forced fumble and one fumble recovery.
- As a sophomore (2015), saw action in 14 games at outside linebacker and on special teams. Totaled 10 tackles, 4.0 sacks, four tackles for loss and three quarterback pressures.
- Appeared in 13 games as a true freshman in 2014 and totaled 15 tackles, 1.0 sack, two tackles for loss and three quarterback pressures.

PERSONAL:

- Attended Auburn, Ala., High School where he became a five-star prospect, ranked as the No. 2 outside linebacker in the nation and No. 52 overall player by ESPN.
- Recorded 77 tackles, 17.5 sacks, five passes defended, three forced fumbles, one fumble recovery and one blocked punt in his senior year.
- Graduated from Alabama in December 2017 with a degree in psychology.

EVANS' NFL TOTALS

Year Team	GP-GS	DEFENSE									INTERCEPTIONS					FUMBLES REC				
		ST	AT	TT	Sks-Yds	Tk/Ls	QB Prs	PBU	FF	No	Yds	Avg	Lg	TD	No	Yds	Avg	Lg	TD	
2018 Tennessee	15-7	42	21	- 63	0.0(0)	2(-)	6	3	0	0	0	0.0	0	0	0	0	0.0	0	0	
2019 Tennessee	16-16	84	55	- 139	2.5(13.5)	11(-)	11	1	0	0	0	0.0	0	0	1	53	53.0	53t	1	
2020 Tennessee	16-16	59	37	- 96	0.5(0.5)	1(-)	6	5	0	0	0	0.0	0	0	1	25	25.0	25	0	
2021 Tennessee	12-11	35	22	- 57	0.0(0)	3(-)	1	2	1	2	1	0.5	1	0	1	0	0.0	0	0	
2022 Atlanta	17-17	86	73	- 159	2.0(17.0)	6(-)	3	4	1	0	0	0.0	0	0	2	0	0.0	0	0	
Totals	47-32	306	208	- 514	5.0(31)	23(-)	27	15	2	2	1	0.5	1	0	5	78	15.6	53t	1	
Playoffs	GP-GS	DEFENSE									INTERCEPTIONS					FUMBLES REC				
		ST	AT	TT	Sks-Yds	Tk/Ls	QB Prs	PBU	FF	No	Yds	Avg	Lg	TD	No	Yds	Avg	Lg	TD	
2019 Tennessee	3-3	16	6	- 22	0.0(0)	3(-)	2	0	0	0	0	0.0	0	0	0	0	0.0	0	0	
2020 Tennessee	1-1	5	4	- 9	0.0(0)	1(-)	1	0	0	0	0	0.0	0	0	0	0	0.0	0	0	
2021 Tennessee	0-0	0	0	- 0	0.0(0)	0(0)	0	0	0	0	0	0.0	0	0	0	0	0.0	0	0	
Totals	4-4	21	10	- 31	0.0(0)	4(-)	3	0	0	0	0	0.0	0	0	0	0	0.0	0	0	

NOAH IGBINOGHENE (IGG-bin-AWG-guh-nee)
19 • Cornerback
 5-11 • 194 • 11/27/99
 Auburn • T(Mia) -23
 NFL: 4th Year • Cowboys: 1st Year
 Games/Starts: 2022-9/2; Career-32/5
 Postseason: 2022-0/0; Career-0/0



PRO: The Dallas Cowboys added depth to the secondary when they traded for former first round pick, Noah Igbinoghene, right before the 2023 roster cut deadline. Igbinoghene, originally drafted by Miami, 30th overall, in the 2020 NFL Draft, gets a clean slate in Dallas. Over three seasons with the Dolphins, Igbinoghene saw action in 32 games and tallied 24 tackles, one interception and five pass breakups with two fumble recoveries.

TRANSACTION SUMMARY:

8/29/23: Traded to Dallas from Miami for Kelvin Joseph.
4/23/20: Drafted in the first round (30th overall) by Miami.

2023 (Miami/Dallas):

- Went to training camp with Miami and was traded to Dallas at the roster cut deadline.

2022 (Miami):

- Played in nine games and accumulated two starts during his third season with the Dolphins recording 10 tackles, one interception and three pass breakups.
- Notched his first career interception to clinch a Miami victory over Pittsburgh (10/23) when he picked off Kenny Pickett in the endzone with 30 seconds remaining in the game.

2021 (Miami):

- Saw action in seven games and recorded one start while tallying four tackles and two special teams tackles.
- Recorded a season-high four tackles at Jacksonville in London (10/17).

2020 (Miami):

- Played 16 games and accumulated two starts in his rookie season and notched 10 tackles, two pass breakups, three special teams tackles and two fumble recoveries.
- Amassed four kickoff returns for 68 yards (17.0 avg).
- Made his NFL debut at New England (9/13), recording two tackles and becoming the youngest player in Dolphins history to appear in a game at 20 years, 291 days old.
- Made his first start at safety at Jacksonville (9/24), notching three tackles and his first career pass breakup.

COLLEGE:

- Was a three-year letterman (2017-19) and two-year starter at Auburn, switching from wide receiver to cornerback before his sophomore season.
- Saw action in 40 games and accumulated 22 starts as a Tiger, finishing with 92 tackles, one interception, 19 pass breakups, one forced fumble, six receptions for 24 yards (4.0 avg), one carry for 11 yards, 44 kickoff returns for 1,199 yards (27.3 avg) and two touchdowns.
- In 2019, started all 13 games at cornerback, amassing 42 tackles, seven passes defensed, nine kickoff returns for 1,199 yards (27.3 avg) and one kickoff return touchdown.
- Played in 13 games with nine starts at corner during the 2018 season. Accrued 50 tackles, one interception, 12 passes defensed, one forced fumble and 11 kickoff returns for 311 yards (28.3 avg).
- Saw action in all 14 games as a freshman in 2017, tallying six receptions for 24 yards (4.0 avg), one carry for 11 yards, 24 kickoff returns for 571 yards (28.3 avg) and one kickoff return touchdown.

PERSONAL:

- Attended Hewitt-Trussville High School in Trussville, Ala, where he played wide receiver.
- Competed in track and field at Auburn his freshman year, where he finished seventh in the triple jump (15.24m) at the 2018 SEC Indoor Championships.
- His parents, Festus and Faith Igbinoghene, were both Olympic track athletes for Nigeria.
- Majored in business management at Auburn.

IGBINOGHENE'S NFL TOTALS

Year Team	GP-GS	DEFENSE								INTERCEPTIONS					FUMBLES REC				
		ST	AT	TT	Sks-Yds	Tkl/Ls	QB Prs	PBU	FF	No	Yds	Avg	Lg	TD	No	Yds	Avg	Lg	TD
2020 Miami	16-2	9	1	- 10	0.0(0)	0(0)	0	2	0	0	0	0.0	0	0	2	0	0.0	0	0
2021 Miami	7-1	4	0	- 4	0.0(0)	0(0)	0	0	0	0	0	0.0	0	0	0	0	0.0	0	0
2022 Miami	9-2	8	2	- 10	0.0(0)	0(0)	0	3	0	1	0	0.0	0	0	0	0	0.0	0	0
Totals	32-5	21	3	- 24	0.0(0)	0(0)	0	5	0	1	0	0.0	0	0	2	0	0.0	0	0
		KICKOFF RETURNS																	
Year Team	No	Yds	Avg	Long	TD														
2020 Miami	4	68	17.0	22	0														
2021 Miami	0	0	0.0	-	0														
2022 Miami	0	0	0.0	-	0														

TREY LANCE

15 • Quarterback

6-4 • 224 • 5/9/00
 North Dakota State • T(SF)-'23
 NFL: 3rd Year • Cowboys: 1st Year
 Games/Starts: 2022-2/2; Career-8/4
 Postseason: 2022-0/0; Career-0/0



PRO: Prior to their final 2023 preseason game, the Dallas Cowboys added a young, talented signal caller to the quarterback room when sending a 2024 fourth round pick to the San Francisco 49ers for Trey Lance, the former third overall pick from the 2021 NFL Draft. While learning under veteran quarterbacks Dak Prescott and Cooper Rush in Dallas, Lance will continue to develop his dual-threat abilities that made him such a sought after prospect in the Draft. Along with 797 career passing yards, Lance has rushed for 235 yards on 54 carries (4.4 avg.) in eight career games. Lance began the 2022 season as San Francisco's starting quarterback before suffering a season-ending ankle injury in Week 2.

TRANSACTION SUMMARY:

- 8/26/23:** Traded to Dallas from San Francisco for a 2024 fourth round pick.
- 9/21/22:** Placed on Reserve/Injured with an ankle injury.
- 4/29/21:** Drafted in the first round (third overall) by San Francisco.

2023 (San Francisco/Dallas):

- Started training camp on the 49ers roster before being traded to Dallas prior to the last preseason game.

2022 (San Francisco):

- Started two games and completed 15-of-31 passes for 194 yards, while adding 67 rushing yards on 16 carries (4.2 avg.), before suffering a season-ending ankle injury in the Week 2 contest against Seattle (9/18).

2021 (San Francisco):

- Appeared in six games as a rookie, with two starts, and completed 41 of his 71 pass attempts (57.7%) for 603 yards, five touchdowns and a quarterback rating of 97.3. Also added 38 rushes for 168 yards and a score.
- Threw for a touchdown on his first two pass attempts - a five-yard touchdown pass at Detroit (9/12) and 76-yard score against Seattle (10/3) - to become the first player in the last 40 years to throw a touchdown on each of his first two pass completions.
- Stepped in for an injured Jimmy Garoppolo (calf) in the second half against Seattle (10/3), completing nine-of-19 passes for 157 yards, two touchdowns and a quarterback rating of 117.1.
- Made his first career start at Arizona (10/10), completing 15-of-29 attempts for 192 yards and rushing for 89 yards on 16 carries (5.6 avg.).
- Started his second game of the season in Week 17 against Houston (1/2/22), setting career-highs in passing yards (249), completion percentage (69.6%) and tied a career-high with two touchdown passes.

COLLEGE:

- Appeared in 19 games, with 17 starts, in three seasons at North Dakota State (2018-20) as a dual-threat quarterback, completing 208-of-318 attempts (65.4%) for 2,947 passing yards, 30 touchdowns and one interception to go along with 1,325 rushing yards and 18 touchdowns on 192 carries (6.9 avg.).
- Started one game in 2020 before the season was canceled due to the COVID-19 pandemic. In his lone appearance, threw for 149 yards and two touchdowns while adding 143 rushing yards and two scores on the ground.
- In 2019 as a redshirt freshman, started all 16 games and completed 192-of-287 passes (66.9%) for 2,786 yards and 28 touchdowns while rushing for 1,100 yards and 14 touchdowns. Became the first freshman to be awarded the STATS FCS Walter Payton Award as the top offensive player in the FCS. Also awarded the Jerry Rice Award as the top freshman player, becoming the first player to win both major FCS legacy awards in the same season.
- Redshirted as a true freshman in 2018, playing in two contests and attempting just one pass.

PERSONAL:

- Attended Marshall, Minn., High School where he was a three-year starter at both quarterback and safety. In his senior season, threw for 1,386 yards and 14 touchdowns with 641 rushing yards and 10 touchdowns on the ground. Also recorded 54 tackles and three interceptions.
- Team captain and all-conference performer in both football and basketball at Marshall High School.
- Majored in strategic communication with a minor in business administration at North Dakota State.

LANCE'S NFL TOTALS

Year Team	GP-GS	PASSING											
		Att	Cmp	Pct	Yds	Yds/Att	TD	TD%	Int	Int%	Long	Sacks	Rating
2021 San Francisco.....	6-2	71	41	57.7	603	8.5	5	7.0	2	2.8	76t	4/15	97.3
2022 San Francisco.....	2-2	31	15	48.4	194	6.3	0	0.0	1	3.2	44	2/9	55.0
Totals.....	8-4	102	56	54.9	797	7.8	5	4.9	3	2.9	76t	6/24	84.5

Year Team	RUSHING				
	No	Yds	Avg	Long	TD
2021 San Francisco.....	38	168	4.4	15	1
2022 San Francisco.....	16	67	4.2	13	0
Totals.....	54	235	4.4	15	1



UPDATED PLAYER BIOS



2023 PLAYER BIO UPDATES Week 17 vs. Detroit Lions

5 Bryan Anger, P

Games/Starts: 2023-15/0 Career-191/0
Playoffs: 2022-2/0 Career-5/0

	No	Yds	Punting			Lg	Blk	Ret	RetYds	Net
			Avg	TB	In20					
Last Game.....	3	178	59.3	0	0	61	0	2	32	48.7
2023.....	40	2,081	52.0	2	16	63	0	21	212	45.7
Career.....	824	38,608	46.9	61	299	83	5	376	3,077	41.4

Last Week	Special Teams								
	Solo	Asst	-	Tot	FF	FR	BP	BFG	BXP
2023.....	1	0	-	1					
Career.....				14					

- Served as the special teams captain in Weeks 5 and 15.
- at N.Y. Giants (9/10)** Had three punts for a gross average of 48.7 and a net average of 39.7, with one punt downed inside the opponent's 20-yard line and one touchback.
- vs. N.Y. Jets (9/17)** Punted three times for a gross average of 51.7 and a net average of 49.3, with one punt downed inside the opponent's 20-yard line and a long punt of 55 yards.
- at Arizona (9/24)** Had two punts, with a long of 52 yards, and posted a gross average of 51.0 and a net average of 41.5.
- vs. New England (10/1)** Had two punts for a gross average of 56.0 and a net average of 57.0, with both downed inside the 20-yard line and a long of 57 yards. Also successfully completed a two-point conversion when he threw a scoring pass to defensive lineman Chauncey Golston on a fake extra point attempt in the second quarter.
- at San Francisco (10/8)** Tallied five punts that recorded a gross average of 50.8 and a net average of 43.0, along with one punt downed inside the 20-yard line and a long punt of 54 yards.
- at LA Chargers (10/16)** Had four punts that averaged a gross of 52.3 and a net of 42.8, with one downed inside the opponent's 20-yard line and a long punt of 56 yards. Also recorded his first special teams tackle since 2020 while with Houston.
- vs. LA Rams (10/29)** Limited to only two punts that went for 51.0 (gross) and 45.1 (net), with one landing inside the opponent's 20-yard line along with a long punt of 52 yards.
- at Philadelphia (11/5)** His two punts averaged 41.0 (gross) and 39.0 (net), with one punt landing inside the 20-yard line and a long punt of 52.
- vs. N.Y. Giants (11/12)** Launched two punts that had a gross and net average of 46.5, with both downed inside the 20-yard line and a long punt of 48 yards.
- at Carolina (11/19)** Punted three times for 176 yards, which amounted to a season-high 58.7 gross punting average (fourth-highest of his career), a net average of 47.3, a season-long punt of 63 yards, one punt downed inside the 20 yard-line and one touchback.
- vs. Washington (11/23)** On three punts recorded a 52.7 gross average, a 49.7 net average, two punts downed inside the 20-yard line and a long punt of 59 yards.

vs. Seattle (11/30) Was active and held for placekicker Brandon Aubrey on four field goals and three extra points, but did not have a punting opportunity, as neither team punted in the game. It was the first time in Cowboys history - fifth occurrence in NFL history - that no punts were recorded in a single game.

vs. Philadelphia (12/10) Had one punt for 48 yards.
at Buffalo (12/17) In an active day, tied his season-high with five punts that included a season-best three punts downed inside the 20-yard line. Also posted a 55.0 gross average, a 48.6 net average and a long punt of 62 yards (second-longest this season).
at Miami (12/24) Punted three times and averaged a gross of 59.3 and a net of 48.7, with a long of 61 yards.

92 Dorance Armstrong, DE

Games/Starts: 2023-15/0 Career-91/13
Playoffs: 2022-2/0 Career-3/0

Last Game	Tackles			Sks/ Yds	Tk/ Loss	QB Prs	PBU	FF-FR
	Solo	Asst	- Tot					
2023.....	11	17	- 28	0.5(-4)	1(-2)	22	1	
Career.....	91	66	- 157	21.5(-139)	5(-12)	92	4	2-5

Career	Interceptions					Fumble Recoveries				
	No.	Yds.	Avg.	Lg	TD	No.	Yds.	Avg.	Lg	TD
Career.....						3	37	12.3	37t	1

Career	Special Teams								
	Solo	Asst	-	Tot	FF	FR	BP	BFG	BXP
Career.....	5	1	-	6	1	1	2	1	

- Served as the defensive captain in Week 12.
- at N.Y. Giants (9/10)** Had two tackles, 2.0 sacks - third career game with 2.0-or-more sacks - a tackle for loss and four hurries. His 2.0 sacks contributed to a team seven sacks, second-most in a season opener in team history. Part of a defense whose 40-0 victory marked the largest shutout in Cowboys history and the largest shutout in a NFL season opener since 1999 when Pittsburgh defeated Cleveland 43-0.
- vs. N.Y. Jets (9/17)** Contributed two stops and a hurry.
- at Arizona (9/24)** Made two stops.
- vs. New England (10/1)** Logged two tackles and two hurries.
- at San Francisco (10/8)** Assisted on two tackles and added a hurry.
- at LA Chargers (10/16)** Had two stops and a quarterback pressure.
- vs. LA Rams (10/29)** Tallied two tackles, a sack and a hurry.
- at Philadelphia (11/5)** Added a tackle, a half sack and two hurries.
- vs. N.Y. Giants (11/12)** Made two tackles, a sack and a quarterback hurry. Surpassed 20.0 career sacks (20.5).
- at Carolina (11/19)** Notched two tackles, a half sack and three hurries.
- vs. Washington (11/23)** Logged two tackles and two hurries.
- vs. Seattle (11/30)** Totalled three stops, three hurries and a pass breakup.
- vs. Philadelphia (12/10)** Posted two stops and a hurry.
- at Buffalo (12/17)** Had two tackles.
- at Miami (12/24)** Collared a half sack.

17 Brandon Aubrey, K

Games/Starts: 2023-15/0 Career-15/0

	Scoring				Kickoffs			Opp Ret	Avg. Ret
	PAT	FG	Lng	Pts	No	TB	TB%		
Last Game.....	2-2	2-2	43	8	5	5	100.0	0	0.0
2023.....	42-45	33-33	60	141	97	90	92.8	5	24.2
Field Goals	10-19	20-29	30-39	40-49	50+	Total	Pct		
Last Game.....	0-0	0-0	1-1	1-1	0-0	2-2	100.0		
2023.....	0-0	9-9	13-13	3-3	8-8	33-33	100.0		

- Named NFC Special Teams Player of the Month (October) after he was eight-of-eight on field goals during that time, including two makes from 50-plus yards, to go 18-for-18 on the season, tying Travis Coons for the most field goals made without a miss to start an NFL career. Also made a career-long 58-yard field goal against the LA Rams (10/29), third-longest field goal by a Cowboys rookie kicker and tied the third-longest field goal by any kicker in October. Added 23 touchbacks on 23 kickoffs and was 11-of-11 on PATs. Became the fourth Cowboy - third kicker - to be named NFC Special Teams POTM, joining kickers Chris Boniol (November 1996) and Richie Cunningham (September 1997) and kick returner Jason Tucker (December 1999).

- Named NFC Special Teams Player of The Week (Week 8) after he went two-for-two on field goals against the LA Rams (10/29) including a career-long 58-yard field goal in the contest, the third-longest field goal by a Cowboys rookie kicker and the second-longest field goal by any kicker in Week 8. Added eight touchbacks on eight kickoffs and was five-of-five on PATs in the game. Became the first Cowboy to earn NFC Special Teams POTW since Brett Maher in 2019 (against Philadelphia, 10/20).

at N.Y. Giants (9/10) Made his NFL debut as Dallas' placekicker and connected on both of his first career field goals (21, 38) and was four-of-five on the first extra points of his career. Also handled kickoff duties, landing touchbacks on all eight.

vs. N.Y. Jets (9/17) Successful on all five of his field goal attempts (35, 21, 55, 26, 30) and his lone PAT. Also had touchbacks on all eight kickoffs for the second straight week. Became the fourth Cowboys rookie kicker to make at least five field goals in a game (Dan Bailey, Roger Ruzek, Richie Cunningham) and the first since Bailey made six against Washington in 2011 (9/26). His seven field goals made in 2023 are the second-most through a Cowboys kicker's first two career games, trailing only Cunningham (eight in 1997), and he is also the first kicker in franchise history to make all of his first seven field goal attempts. His 55-yard field goal was the third-longest field goal by a Cowboys rookie kicker, trailing only Brett Maher's 62 and 59-yard field goals as a rookie in 2018.

at Arizona (9/24) Connected on all three field goals (49, 27, 26) and his lone PAT. Also had four touchbacks on five kickoffs. Became the first rookie kicker in franchise history to make his first 10 career field goal attempts. Also became the fifth kicker in NFL history to make 10 field goals in his first three career games.

vs. New England (10/1) Was once again perfect on all three field goals (23, 23, 33) and all three PATs. Became the eighth kicker in NFL history to start his career 13-for-13 or better.

at San Francisco (10/8) Made his only field goal from 50 yards along with an extra point. Became the seventh kicker in NFL history to start his career 14-for-14-or-better. His 52 points thus far on the season are the third-most kicking points by a Cowboy in his first five career games behind Cunningham (62, 1997) and Bailey (55, 2011).

at LA Chargers (10/16) Stayed perfect on the season on field goals by adding two more (32, 39) along with two extra points. Also had touchbacks on all four kickoffs.

vs. LA Rams (10/29) Nailed both of his field goals (58, 27) and a season-high five extra points. Tied Travis Coons for the most field goals made without a miss to start an NFL career (18-for-18). Made a career-long 58-yard field goal in the first quarter, the third-longest field goal by a Cowboys rookie kicker. Now has two of the four longest kicks - also making a 55-yarder against the N.Y. Jets (9/17) - by a Dallas rookie.

at Philadelphia (11/5) Made his only field goal from 51 yards along with both of his extra points. Set an NFL record for the most field goals made (19) without a miss to start an NFL career. His 51-yard field goal was his third field goal from 50-plus yards this season, tying Ken Willis for the second-most 50-yard field goals by a Cowboys rookie. Maher had the most by a Cowboys rookie with six 50-yard makes in 2018.

vs. N.Y. Giants (11/12) Was perfect on a season-high seven-of-seven extra points - most by a Cowboys rookie in a single game and tied for the fifth-most in a single game in team history by any Cowboys kicker. Did not attempt a field goal, but had seven touchbacks on eight kickoffs.

at Carolina (11/19) Knocked down both of his field goals (30, 27) to extend his NFL record for most field goals made without a miss to start a career (21). Was also three-of-four on PATs and had six touchbacks on seven kickoffs.

vs. Washington (11/23) Was true on his only field goal from 52 yards, was four-of-five on extra points and had touchbacks on all eight kickoffs.

vs. Seattle (11/30) Hit all four field goals (30, 31, 38, 32) and all three PATs, while also recording touchbacks on all nine kickoffs.

vs. Philadelphia (12/10) Made all four of his field goal attempts, including makes from 60 (career-long), 59, 45 and 50 yards. Became the first player in NFL history to make two field goals of 59 yards-or-longer in the same game. With three field goals from 50-plus yards, he has eight total 50-yard makes in 2023, the most by a Cowboys rookie. His 60-yarder was the first 60-plus yard field goal made in the first quarter in league history. His 60-yard make was also the second-longest by a Cowboys rookie behind Maher's 62-yard field goal in 2018. Became just the second player in franchise history with three field goals of 50-plus yards in a single game, joining Maher (at Min, 11/20/22). Extended his NFL record of most field goals made without a miss to start a career to 30 consecutive field goals. His 129 kicking points are the second-most kicking points through a player's first 13 career games in NFL history, trailing only Harrison Butker (142). Had eight touchbacks and has 84 total touchbacks in 2023, a single-season franchise record.

at Buffalo (12/17) Made his lone field goal attempt from 32 yards, extending his NFL record of field goals made without a miss to start a career to 31 consecutive. Also had an extra point.

at Miami (12/24) Recorded two successful field goals (43, 33) and two extra points. Extended his NFL record of field goals made without a miss to start a career to 33. With eight points in the game, brought his 2023 point total to an NFL-high 141, passing Maher (137 in 2022) for the most kicking points in a season in Cowboys history. Also had five touchbacks to reach 90 on the year and set an NFL single-season record, previously held by Bradley Pinion (88) with Tampa Bay in 2019.

66 T.J. Bass, G

Games/Starts: 2023-15/1 Career-15/1

at N.Y. Giants (9/10) Made his NFL debut on special teams, then entered the game in the third quarter on offense at left guard in place of an injured Chuma Edoga.

vs. N.Y. Jets (9/17) Entered the game on offense in the second half for an injured Edoga (elbow) at left guard. Also played on special teams.

at Arizona (9/24) Made his first career start in place of an injured Zack Martin (ankle). Blocked for an offense that accumulated a season-high 416 total net yards and 185 rushing yards. The offense also notched 26 first downs, including a season-best 12 rushing first downs that tied the most rushing first downs in a game since Head Coach Mike McCarthy arrived in 2020 - against Carolina (10/3/21) and at Minnesota (11/20/22).

vs. New England (10/1) and **at San Francisco (10/8)** Played on offense and special teams.

at LA Chargers (10/16) Saw time on special teams.

vs. LA Rams (10/29) Saw action on offense and special teams.

at Philadelphia (11/5) Played on special teams.

vs. N.Y. Giants (11/12) and **at Carolina (11/19)** Played on offense and special teams.

vs. Washington (11/23), vs. Seattle (11/30) and **vs. Philadelphia (12/10)** Saw time on special teams.

at Buffalo (12/17) Was pressed into action at right guard after Martin (quad) left the game in the first quarter due to injury. Part of an offense that was limited to a season-low 195 total net yards.

at Miami (12/24) Played on offense and special teams.

14 Markquese Bell, LB

Games/Starts: 2023-15/8 Career-20/8
Playoffs: 2022-2/0 Career-2/0

	Tackles			Sks/ Yds	Tkl/ Loss	QB Prs	PBU	FF-FFR
	Solo	Asst	Tot					
Last Game.....	6	2	8		1(-2)			
2023.....	52	37	89		2(-7)	1	3	2-0
Career.....	53	37	90		2(-7)	1	3	2-0

- Served as the special teams captain in Week 4.
- Served as the defensive captain in Week 15.
- at N.Y. Giants (9/10)** Played on special teams and defense at line-backer, where he registered a team leading eight tackles along with a tackle for loss and a forced fumble - both the first of his career. Part of a defense whose 40-0 victory marked the largest shutout in Cowboys history and the largest shutout in a NFL season opener since 1999 when Pittsburgh defeated Cleveland 43-0.
- vs. N.Y. Jets (9/17)** Posted four tackles and his first career quarterback pressure.
- at Arizona (9/24)** Assisted on two tackles.
- vs. New England (10/1)** Made three stops.
- at San Francisco (10/8)** Contributed four tackles.
- at LA Chargers (10/16)** Made his first career start, tied for second on the defense with seven tackles and added his first career pass breakup.
- vs. LA Rams (10/29)** In his second career start, posted six stops.
- at Philadelphia (11/5)** Second on the team with a career-high 10 tackles.
- vs. N.Y. Giants (11/12)** Logged four stops.
- at Carolina (11/19)** Led the defense with a career-high tying 10 tackles.
- vs. Washington (11/23)** Provided four stops and a pass breakup.
- vs. Seattle (11/30)** Led the defense with eight tackles.
- vs. Philadelphia (12/10)** Second on the defense with six stops along with a pass breakup and a forced fumble.
- at Buffalo (12/17)** Posted five tackles.
- at Miami (12/24)** Tallied eight tackles and a tackle for loss.

63 Tyler Biadasz, C

Games/Starts: 2023-14/14 Career-59/51
Playoffs: 2022-2/2 Career-3/3

- Served as the offensive captain in Week 9.
- at N.Y. Giants (9/10)** Started the season opener at center and blocked for an offense that generated 265 total net yards, including 122 yards on the ground highlighted by 70 rushing yards and two rushing scores by Tony Pollard. The line also did not allow a sack of Dak Prescott during 24 dropbacks as he passed for 143 yards.
- vs. N.Y. Jets (9/17)** Part of an offense that commanded the time of possession with a mark of 42:15, the second-highest amount for a non-overtime, regular season game in franchise history. Collectively, the offense compiled 382 total net yards and 26 first downs.
- at Arizona (9/24)** Inactive/Injured-Hamstring.
- vs. New England (10/1)** Returned to the starting lineup after missing the previous game due to injury (hamstring). Assisted the offense in compiling four drives of 10-plus plays, giving the Dallas offense a league-leading 16 on the season. On the day, the offense racked up 377 total net yards and 22 first downs, while holding the ball for 35:09.
- at San Francisco (10/8)** The offense, behind the offensive line, was limited to 197 total net yards, eight first downs and a 22:55 time of possession mark.
- at LA Chargers (10/16)** Played in his 50th career game and helped the offense post 342 total net yards, 272 passing yards and 20 first downs.
- vs. LA Rams (10/29)** The team exploded for 43 points and 285 passing yards as part of 387 total net yards and 24 first downs. Behind the line's protection, Prescott threw for 304 yards and a season-best four touchdowns.
- at Philadelphia (11/5)** Helped block for an offense that accumulated 333 net passing yards and 406 total net yards. Prescott amassed 374 yards along with three touchdowns in the air.
- vs. N.Y. Giants (11/12)** In a historic performance, the offense produced 640 total net yards behind the guidance of the offensive line, the second-most yards gained in a single game in franchise history behind a 652-yard performance in 1966 against Philadelphia (10/9). The unit also tallied a season-best 472 net passing yards - second-most in a single game in franchise history - and 32 first downs - tied for the third-most in a single game in team history. For the first time in franchise history, the offense had two rushers over 50 rushing yards (Tony Pollard - 55; Rico Dowdle - 79) and multiple receivers over 150 receiving yards (Brandin Cooks - 173; and CeeDee Lamb - 151). The line did not allow a sack of a Cowboys quarterback for the second time this season as Prescott passed for a season-best 404 yards on 35 attempts and backup Cooper Rush threw for 68 yards on nine attempts.

at Carolina (11/19) Provided blocking for an offense that totaled 311 net yards, 23 first downs and 107 rushing yards, including a season-high tying four runs of 10-plus yards. The line did not allow a sack for the second straight game, the first time they haven't allowed sacks in back-to-back games since last season (at Minnesota, 11/20 - against N.Y. Giants, 11/24).

- vs. Washington (11/23)** The offense logged 431 total net yards (second-most of the season) and 21 first downs. Held a clean pocket for Prescott to pass for 331 yards and four touchdowns while not allowing a sack on 33 dropbacks - the fourth game this season the line did not allow a sack.
- vs. Seattle (11/30)** Part of an offense that rolled up 41 points, 411 total net yards and 33 first downs - tied for the second-most in a game in franchise history.
- vs. Philadelphia (12/10)** Helped the offense compile 394 total net yards, 24 first downs and control the clock for 36:36. The unit scored on every possession in the first half, tallying three touchdowns and a field goal on four drives. It was the first time in 2023 Dallas scored on every first half drive and the first time since scoring on all five first half drives at Minnesota (11/20/22).
- at Buffalo (12/17)** Made the 50th start of his career. Part of an offense that was limited to a season-low 195 total net yards.
- at Miami (12/24)** The offense tallied 339 total net yards, 19 first downs and a 31:02 time of possession mark behind the blocking of the offensive line. The unit recorded a 17-play, 69-yard drive to take the lead in the fourth quarter to mark the longest touchdown drive of the season.

26 DaRon Bland, CB

Games/Starts: 2023-15/13 Career-32/21
Playoffs: 2022-2/2 Career-2/2

	Tackles			Sks/ Yds	Tkl/ Loss	QB Prs	PBU	FF-FFR
	Solo	Asst	Tot					
Last Game.....	1	1	2					
2023.....	47	18	65		3(-5)	2	14	
Career.....	87	34	121		4(-7)	4	21	

	Interceptions					Fumble Recoveries				
	No.	Yds.	Avg.	Lg	TD	No.	Yds.	Avg.	Lg	TD
Last Game.....										
2023.....	8	209	26.1	63t	5					
Career.....	13	228	17.5	63t	5					

	Special Teams				FR	BP	BFG	BXP
	Solo	Asst	Tot	FF				
Career.....	2	0	2					

- Named NFC Defensive Player of the Month (November) after tallying 20 tackles, four pass breakups and three interceptions - including two returned for touchdowns. Earned his first career NFC DPOTM award, and is the fifth Cowboys defender to be named for the award, second cornerback (Trevon Diggs). Also during that time became the first player in NFL history with five interception returns for touchdowns in a single season.
- Named NFC Defensive Player of the Week (Week 11) after he logged five tackles, a pass breakup and an interception he returned 30 yards for a touchdown in the fourth quarter - his fourth pick six of the season to tie the NFL single season record. Became the third Cowboys defensive back to earn NFC DPOTW in the past seasons, joining Trevon Diggs (Week 4, 2021) and Xavier Woods (Week 9, 2019).
- Served as the defensive captain in Week 5.
- at N.Y. Giants (9/10)** Had three stops, one for loss, a hurry, a pass breakup and an interception returned 22 yards for his first career score. His six career picks are tied for the most in the NFL since 2022 and tied with Derek Ross for fifth-most in team history through a player's first 18 games. Part of a defense whose 40-0 victory was the largest shutout in team history and largest shutout in a NFL season opener since 1999 when Pittsburgh defeated Cleveland 43-0.
- vs. N.Y. Jets (9/17)** Logged two tackles and a hurry.
- at Arizona (9/24)** Made his first start of the season to the tune of six tackles.
- vs. New England (10/1)** Collected a career-high tying two interceptions - one returned 54 yards for a touchdown - a career-best three pass breakups and four tackles. Became the third cornerback in Cowboys history with multiple interception return touchdowns in the same season, joining Trevon Diggs (two) in 2021 and Larry Brown (two) in 1995. It was his second career multi-interception game - first since against Indianapolis (12/4/22) - and his eight interceptions since the start of the 2022 season lead the NFL.
- at San Francisco (10/8)** Posted five tackles and a pass breakup.
- at LA Chargers (10/16)** Logged four stops and two pass breakups.

DaRon Bland, cont.

vs. LA Rams (10/29) Compiled a season-best seven tackles (tied for the team lead), two pass breakups and an interception that he returned 30 yards for a touchdown in the first quarter - his third pick-six of the season. His three interceptions returned for touchdowns in 2023 are the most in a season in franchise history and the most by an NFL player in a season since Marcus Peters had three in 2019. Is now second in the league with four interceptions, and overall, his nine career interceptions lead the NFL since he was drafted in 2022. His nine picks are also the third-most in a Cowboys player's first 24 career games, trailing Everson Walls (17) and Diggs (12).

at Philadelphia (11/5) Played in his 25th career game and had a tackle and a pass breakup.

vs. N.Y. Giants (11/12) Collected his his fifth interception of the season, tying his single-season career-high from 2022. Also had four tackles and a pass breakup. Became the second player in franchise history to record five interceptions in each of his first two seasons, joining Walls (11 in 1981 and seven in 1982). His 10 interceptions are the third-most by a Cowboys player in their first two seasons, trailing only Walls (18) and Diggs (14), and are also the most in the NFL since 2022.

at Carolina (11/19) Produced five tackles, a pass breakup and an interception he returned 30 yards for a touchdown in the fourth quarter. It was his sixth interception of the season, fourth pick-six of the year. His six interceptions in 2023 are a single-season career-high and tied for the league lead with Baltimore's Geno Stone, while his 11 interceptions since the start of 2022 lead the NFL. His four interception returns for touchdowns are tied for the most pick-sixes in a season in NFL history, joining Eric Allen (1993), Ken Houston (1971) and Jim Kearney (1972). They are also the most by any player in his first two seasons in NFL history.

vs. Washington (11/23) Led the team with a career-best 10 tackles along with an interception he returned 63 yards for a touchdown and a pass breakup. Set a single-season NFL record with his fifth interception return for a touchdown. His five pick-sixes are also the most in a career by a Cowboys player. His seven interceptions in 2023 lead the NFL, and his 12 interceptions since the start of 2022 also lead the league. His 12 interceptions are the third-most by a Cowboys player in his first two seasons, trailing Walls (18) and Diggs (14). Became the first non-offensive player to score five touchdowns in a season since J.J. Watt in 2014. Topped 100 career tackles (107).

vs. Seattle (11/30) Posted six stops, an interception and a pass breakup. His second half interception was his eighth pick of the season to lead the NFL in 2023, and his 13 career interceptions are the third-most by a Cowboys player in his first two seasons, trailing Walls (18) and Diggs (14).

vs. Philadelphia (12/10) Contributed five tackles and a career-best two tackles for loss.

at Buffalo (12/17) Added a tackle.

at Miami (12/24) Made two tackles.

83 Jalen Brooks, WR

Games/Starts: 2023-5/0 Career-5/0

Last Game	Receiving				
	Rec.	Yds.	Avg.	Lg	TD
2023	5	63	12.6	24	0

at N.Y. Giants (9/10) Inactive.

vs. N.Y. Jets (9/17) Made the first appearance of his NFL career on offense and special teams but did not record any stats.

at Arizona (9/24), vs. New England (10/1) and at San Francisco (10/8) Inactive.

at LA Chargers (10/16) Appeared in his second game of the season on offense and special teams.

vs. LA Rams (10/29) and at Philadelphia (11/5) Inactive.

vs. N.Y. Giants (11/12) Registered his first career receiving statistics - four receptions for 39 yards.

at Carolina (11/19) Saw action on offense and special teams.

vs. Washington (11/23) Hauled in a season-long catch of 24 yards.

vs. Seattle (11/30), vs. Philadelphia (12/10), at Buffalo (12/17) and at Miami (12/24) Inactive.

33 Damone Clark, LB

Games/Starts: 2023-15/15 Career-25/20
Playoffs: 2022-2/0 Career-2/0

Last Game	Tackles			Sks/ Yds	Tkl/ Loss	QB Prs	PBU	FF-FR
	Solo	Asst	Tot					
2023	65	41	106		4(-13)	8	2	0-1
Career	97	59	156		5(-16)	9	2	2-1

Last Game	Special Teams							
	Solo	Asst	Tot	FF	FR	BP	BFG	BXP
2023	2	0	2					
Career	4	1	5					

• Served as the defensive captain in Week 10.

at N.Y. Giants (9/10) Started in the season opener and contributed five tackles. Part of a defense whose 40-0 victory marked the largest shutout in Cowboys history and the largest shutout in a NFL season opener since 1999 when Pittsburgh defeated Cleveland 43-0.

vs. N.Y. Jets (9/17) Added a tackle.

at Arizona (9/24) Led the defense with nine tackles and added a tackle on special teams.

vs. New England (10/1) Made six stops and a tackle for loss.

at San Francisco (10/8) Logged eight tackles on defense and a tackle on special teams.

at LA Chargers (10/16) Tallied a team-best nine tackles and a career-high two quarterback pressures.

vs. LA Rams (10/29) Tied for the team lead with seven tackles while also adding a quarterback pressure.

at Philadelphia (11/5) Led the defense with a career-high 11 tackles along with a tackle for loss. Surpassed 100 career tackles.

vs. N.Y. Giants (11/12) Added four stops.

at Carolina (11/19) Totaled seven tackles, a tackle for loss and his first career pass breakup.

vs. Washington (11/23) Second on the team with nine tackles along with a tackle for loss and a career-high tying two hurries.

vs. Seattle (11/30) Had five stops and a quarterback pressure.

vs. Philadelphia (12/10) Gathered five tackles, a pass breakup and his first career fumble recovery.

at Buffalo (12/17) Led the team with a career-high tying 11 tackles along with two quarterback pressures.

at Miami (12/24) In his 25th career game, was second on the defense with nine tackles. Topped 100 tackles (106) on the season.

3 Brandin Cooks, WR

Games/Starts: 2023-14/13 Career-146/133
Playoffs: 2022-2/0 Career-6/0

Last Game	Receiving					Rushing				
	Rec.	Yds.	Avg.	Lg	TD	Att.	Yds.	Avg.	Lg	TD
2023	43	558	13.0	37	6	4	32	8.0	14	0
Career	673	9,174	13.6	98t	55	54	341	6.3	28	2

Career	Punt Returns					Kickoff Returns					
	No.	Yds.	Avg.	FC	Lg	TD	No.	Yds.	Avg.	Lg	TD
	13	49	3.8	15	15	0	1	12	12.0	12	0

• Served as the offensive captain in Week 4.

at N.Y. Giants (9/10) Started at wide receiver in his first appearance as a Cowboy and caught two passes for 22 yards.

vs. N.Y. Jets (9/17) Inactive/Injured-Knee.

at Arizona (9/24) Returned to action after a one-game hiatus (knee) and caught two balls for 17 yards.

vs. New England (10/1) Made four receptions for 27 yards.

at San Francisco (10/8) Recorded his first rush of the season for six yards and also caught one pass for seven yards.

at LA Chargers (10/16) Made his 125th career start, caught four passes for 36 yards and his first touchdown of the season - 50th of his career. Also had a 14-yard run. Became the 18th player in NFL history - first since Damiere Byrd in 2022 - with a receiving touchdown with five different teams.

Brandin Cooks, cont.

vs. LA Rams (10/29) Reeled in three catches for a season-high 49 yards, highlighted by a 25-yard touchdown reception in the fourth quarter. Has recorded a receiving touchdown in back-to-back games for the first time since 2021 while playing for the Houston Texans (at Jacksonville, 12/19 - at San Francisco, 1/2/22).

at Philadelphia (11/5) Caught one pass for seven yards.

vs. N.Y. Giants (11/12) Produced nine receptions for 173 yards - both season-highs - and a touchdown. His 173 receiving yards tied the second-most in his career. His career-high was 186 yards at Arizona (12/18) while with New Orleans in 2016, which was also the last time Cooks totaled over 170 receiving yards. The last time he reeled in nine catches in a game was in 2021 at Indianapolis (10/17). Totaled 104 receiving yards in the first half today, the sixth time of his career eclipsing 100 yards in the first half of a game.

at Carolina (11/19) Made three receptions for 42 yards.

vs. Washington (11/23) Led the team with 72 yards on four receptions and a touchdown. Surpassed 9,000 career receiving yards (9,068).

vs. Seattle (11/30) Caught four passes for 45 yards and a touchdown, his fifth touchdown reception this season. Also successfully converted a two-point conversion on a catch in the fourth quarter.

vs. Philadelphia (12/10) Collected two passes for 37 yards.

at Buffalo (12/17) Provided two receptions for 10 yards.

at Miami (12/24) Registered two catches for 14 yards and a touchdown and one rush for nine yards. His receiving touchdown was his sixth of the season, tied for the fourth-most in a single season - and most since 2021 - of his career.

98 Carl Davis, DT

Games/Starts: 2023-2/0 Career-74/19
Playoffs: 2022-0/0 Career-0/0

Last Game	Solo	Tackles		Sks/ Yds	Tk/ Loss	QB Prs	PBU	FF-FR
		Asst	Tot					
2023	0	2	-	2				
Career	35	32	-	67	2.5(-28)	5(-24)	3	3

Last Game	No.	Interceptions				No.	Fumble Recoveries			
		Yds.	Avg.	Lg	TD		Yds.	Avg.	Lg	TD
2023	0					1	17	17.0	17	0
Career	0					1	17	17.0	17	0

at Buffalo (12/17) Elevated from the practice squad to make his Cowboys debut to the tune of two tackles.

at Miami (12/24) Was elevated for the second straight week to play along the defensive line but did not record any stats.

34 Malik Davis, RB

Games/Starts: 2023-3/0 Career-15/0
Playoffs: 2022-2/0 Career-2/0

Last Game	Att.	Rushing				Rec.	Receiving			
		Yds.	Avg.	Lg	TD		Yds.	Avg.	Lg	TD
2023	0									
Career	38	161	4.2	23t	1	6	63	10.5	18	0

Last Game	Solo	Special Teams			FF	FR	BP	BFG	BXP
		Asst	Tot	FF					
2023	1	1	-	2					
Career	3	1	-	4					

at LA Chargers (10/16) Elevated from the practice squad to make his first appearance of the season on special teams and had a tackle.

at Buffalo (12/17) In his second elevation of the season from the practice squad, made a tackle on special teams.

at Miami (12/24) Elevated for the third time this season from the practice squad and played on special teams.

7 Trevon Diggs, CB

Games/Starts: 2023-2/2 Career-47/46
Playoffs: 2022-2/2 Career-3/3

Last Game	Solo	Tackles		Sks/ Yds	Tk/ Loss	QB Prs	PBU	FF-FR
		Asst	Tot					
2023	4	2	-	6			3	1-0
Career	150	27	-	177	1.0(0)	1(-1)	52	2-1

Last Game	No.	Interceptions				No.	Fumble Recoveries			
		Yds.	Avg.	Lg	TD		Yds.	Avg.	Lg	TD
2023	1	8	8.0	8	0					
Career	18	203	11.5	59t	2	1	17	17.0	17	0

• Placed on Reserve/Injured on Sept. 23 with a knee injury.

at N.Y. Giants (9/10) Started at cornerback in the season opener and posted three tackles, a pass breakup and a forced fumble. Part of a defense whose 40-0 victory marked the largest shutout in Cowboys history and t

he largest shutout in a NFL season opener since 1999 when Pittsburgh defeated Cleveland 43-0.

vs. N.Y. Jets (9/17) Tallied three stops, two pass breakups and his first interception of the season. His 18 interceptions were tied with J.C. Jackson for the most interceptions in the NFL since 2020 and are tied for 11th in a NFL player's first 47 career games.

23 Rico Dowdle, RB

Games/Starts: 2023-15/0 Career-35/0
Playoffs: 2022-0/0 Career-0/0

Last Game	Att.	Rushing				Rec.	Receiving			
		Yds.	Avg.	Lg	TD		Yds.	Avg.	Lg	TD
2023	2	4	2.0	4	0	14	90	6.4	17	2
Career	87	315	3.9	21	2	14	90	6.4	17	2

Last Game	No.	Kickoff Returns			
		Yds.	Avg.	Lg	TD
2023	1	1	1.0	1	0
2023	6	86	14.3	22	0
Career	10	238	23.8	64	0

Last Game	Solo	Special Teams			FF	FR	BP	BFG	BXP
		Asst	Tot	FF					
2023	0	1	-	1					
Career	4	1	-	5					

• Served as the offensive captain in Week 11.

at N.Y. Giants (9/10) In a reserve role, rushed six times for 24 yards.

vs. N.Y. Jets (9/17) Carried the ball seven times for 26 yards and caught his first career pass for 17 yards.

at Arizona (9/24) Rushed four times for 21 yards, caught three passes for 25 yards and scored his first career touchdown on a 15-yard reception in the second quarter. Part of a rushing attack that accumulated a season-high 185 rushing yards and 12 rushing first downs - tied for the most rushing first downs in a game since Head Coach Mike McCarthy arrived in 2020 - against Carolina (10/3/21) and at Minnesota (11/20/22).

vs. New England (10/1) Had nine yards on three carries and eight yards on one reception before leaving the game in the second quarter with a hip injury and did not return.

at San Francisco (10/8) Played in his 25th career game and recorded five rushes for 15 yards and his first two kickoff returns of the season for 35 yards after returner KaVontae Turpin was forced out of the game due to injury (ankle).

at LA Chargers (10/16) Rushed three times for 12 yards.

Rico Dowdle, cont.

vs. LA Rams (10/29) Contributed 18 yards on five rushes, seven yards on two receptions and returned a kickoff eight yards.
at Philadelphia (11/5) Toted the ball twice for eight yards and returned one kickoff 31 yards.
vs. N.Y. Giants (11/12) Compiled career-highs in carries (12), rushing yards (79) and long rush (21) along with his first career rushing touchdown. Also returned one kickoff 11 yards and made an assisted tackle on special teams. Part of an offense that produced two rushers over 50 rushing yards (Dowdle - 79; Tony Pollard - 55) and multiple receivers over 150 receiving yards (Brandin Cooks - 173; CeeDee Lamb - 151) for the first time in franchise history.
at Carolina (11/19) Rushed eight times for 23 yards and lost three yards on two receptions.
vs. Washington (11/23) Had 11 yards on three rushes and caught a 15-yard touchdown pass - his second receiving score of the season.
vs. Seattle (11/30) Rushed five times for 15 yards and caught one pass for seven yards.
vs. Philadelphia (12/10) Ran the ball a career-high tying 12 times for 46 yards and a touchdown - second of his career - and caught one pass for six yards.
at Buffalo (12/17) Recorded four yards on three rushes and eight yards on two catches.
at Miami (12/24) Rushed twice for four yards on offense and returned one kickoff for a yard.

71 Chuma Edoga, OL

Games/Starts: 2023-15/6 Career-40/19
 Playoffs: 2022-0/0 Career-0/0

at N.Y. Giants (9/10) In his Cowboys debut, started at left guard in place of an injured Tyler Smith (hamstring). Blocked for an offense that generated 265 total net yards, including 122 yards on the ground. The offensive line also did not allow a sack of Dak Prescott during 24 dropbacks as he passed for 143 yards. Briefly left the game in the third quarter but returned.
vs. N.Y. Jets (9/17) Started his second straight game at left guard for Tyler Smith (hamstring) but left in the second half due to an elbow injury. Part of an offense that commanded the time of possession with a mark of 42:15, the second-highest amount for a non-over-time, regular season game in franchise history. Collectively, the offense compiled 382 total net yards and 26 first downs.
at Arizona (9/24) Started at left tackle in place of an injured Tyron Smith (knee). Blocked for an offense that accumulated a season-high 416 total net yards and 185 rushing yards. The offense also notched 26 first downs, including a season-best 12 rushing first downs that tied the most rushing first downs in a game since Head Coach Mike McCarthy arrived in 2020 - against Carolina (10/3/21) and at Minnesota (11/20/22).
vs. New England (10/1) Once again got the start at left tackle in place of Tyron Smith (knee). Assisted the offense in compiling four drives of 10-plus plays, giving the Dallas offense a league-leading 16 on the season. On the day, the offense racked up 377 total net yards and 22 first downs, while holding the ball for 35:09.
at San Francisco (10/8) Played on offense and special teams.
at LA Chargers (10/16) Saw time on special teams.
vs. LA Rams (10/29) Made his fifth start of the season - third at left tackle for an injured Tyron Smith (neck). The team exploded for a season-high 43 points and 285 passing yards as part of 387 total net yards and 24 first downs. Behind the line's protection, Prescott threw for 304 yards and a season-best four touchdowns. Left the game in the fourth quarter with an ankle injury and did not return.
at Philadelphia (11/5) Played limited snaps on offense.
vs. N.Y. Giants (11/12) and **at Carolina (11/19)** Saw action on offense and special teams.
vs. Washington (11/23) Played on special teams.
vs. Seattle (11/30) and **vs. Philadelphia (12/10)** Saw time on offense and special teams.
at Buffalo (12/17) Played on special teams.
at Miami (12/24) Made his sixth start of the season, this time at left tackle in place of an injured Tyron Smith (back). The offense tallied 339 total net yards, 19 first downs and a 31:02 time of possession mark behind the blocking of the offensive line. The unit recorded a 17-play, 69-yard drive to take the lead in the fourth quarter to mark the longest touchdown drive of the season.

32 Rashaan Evans, LB

Games/Starts: 2023-9/1 Career-85/68
 Playoffs: 2022-0/0 Career-4/4

Last Game	Tackles			Sks/ Yds	Tkl/ Loss	QB Prs	PBU	FF-FR
	Solo	Asst	Tot					
2023	5	4	9					
Career	287	198	485	5.0(-31)	21(-60)	16	12	2-5

Career	Interceptions					Fumble Recoveries				
	No.	Yds.	Avg.	Lg	TD	No.	Yds.	Avg.	Lg	TD
2	1	1.0	1	0	5	86	17.2	53t	1	

- Signed with Dallas' practice squad on Oct. 12 and signed to the active roster on Nov. 18.
- vs. LA Rams (10/29)** Made his Cowboys debut after being elevated from the practice squad and recorded a tackle.
- at Philadelphia (11/5)** Elevated from the practice squad for the second straight game and played on special teams.
- vs. N.Y. Giants (11/12)** Made his first start as a Cowboy in his third elevation from the practice squad to the tune of two tackles.
- at Carolina (11/19)** Saw time on defense and special teams.
- vs. Washington (11/23)** Posted three tackles on defense.
- vs. Seattle (11/30)** Played on defense and special teams.
- vs. Philadelphia (12/10)** Appeared on special teams.
- at Buffalo (12/17)** Notched three stops.
- at Miami (12/24)** Played on special teams.

93 Viliami Fehoko, DL

Games/Starts: 2023-0/0 Career-0/0

Last Game	Tackles			Sks/ Yds	Tkl/ Loss	QB Prs	PBU	FF-FR
	Solo	Asst	Tot					
2023	RESERVE/INJURED-Knee							

- Placed on Reserve/Injured on Nov. 18 with a knee injury.
- at N.Y. Giants (9/10), vs. N.Y. Jets (9/17), at Arizona (9/24), vs. New England (10/1), at San Francisco (10/8), at LA Chargers (10/16), vs. LA Rams (10/29), at Philadelphia (11/5) and vs. N.Y. Giants (11/12)** Inactive.

48 Princeton Fant, TE

Games/Starts: 2023-2/0 Career-2/0

- vs. Seattle (11/30)** Elevated from the practice squad on Nov. 30 to make his NFL debut on special teams.
- vs. Philadelphia (12/10)** Elevated for the second straight week to play in his second game on special teams.

87 Jake Ferguson, TE

Games/Starts: 2023-15/14 Career-31/22
 Playoffs: 2022-2/2 Career-2/2

Last Game	Receiving				
	Rec.	Yds.	Avg.	Lg	TD
2023	4	45	11.3	20	0
Career	61	659	10.8	40	5
	80	833	10.4	40	7

Career	Special Teams							
	Solo	Asst	Tot	FF	FR	BP	BFG	BXP
1	0	-	1					

- Served as the offensive captain in Week 8.
- at N.Y. Giants (9/10)** Opened the season as the team's starting tight end, catching two passes for 11 yards.
- vs. N.Y. Jets (9/17)** Hauled in three passes for 11 yards and his first touchdown of the season on a four-yard reception in the first quarter.
- at Arizona (9/24)** Had five receptions for 48 yards.
- vs. New England (10/1)** Led all receivers in the game with seven receptions and 77 receiving yards. Converted five of the Cowboys 22 first downs. The last Cowboys tight end with five first down receptions was Dalton Schultz against Houston (12/11) in 2022.

Jake Ferguson, cont.

at San Francisco (10/8) Made three grabs for 28 yards. Passed Martellus Bennett (323) for the third-most receiving yards by a Cowboys tight end in the first 21 games of his career.

at LA Chargers (10/16) Had one catch for 15 yards.

vs. LA Rams (10/29) Reeled in four receptions for 47 yards and caught an 18-yard touchdown pass on Dallas' opening drive, the longest touchdown reception of his career.

at Philadelphia (11/5) Tied a career-high in receptions (seven) while gaining a career-best 91 receiving yards and securing a touchdown through the air, his third score of the season. Became the fifth tight end in franchise history with five receiving touchdowns in his first two seasons - first since Gavin Escobar (2013-14). His career-long 40-yard reception in the second quarter was the longest catch by a Cowboys tight end since Blake Jarwin had a 42-yard touchdown reception in 2019 at the N.Y. Giants (11/4).

vs. N.Y. Giants (11/12) Played in his 25th career game and caught four passes for 26 yards and a touchdown, his third consecutive game with a score. Became the first Cowboys tight end with a touchdown catch in three consecutive games since Jason Witten (three) in 2011.

at Carolina (11/19) Collected three passes for 32 yards, including a long catch of 24 yards.

vs. Washington (11/23) Hauled in a 35-yard pass.

vs. Seattle (11/30) Talled six receptions for 77 yards and the game-winning touchdown, his fifth score of the season. His seven career touchdown receptions tied Witten for the second-most touchdown catches by a Cowboys tight end in the first two seasons of a career.

vs. Philadelphia (12/10) Led the offense with 72 yards on five catches (third). Became the fifth tight end in Cowboys history to reach 50 receptions (51) and 500 receiving yards (570) in a single season.

at Buffalo (12/17) Second on the team with six receptions for 44 yards.

at Miami (12/24) Finished second on the team with four receptions for 45 yards (third). Became the fifth tight end in franchise history - first since Schultz in 2021 - to top 60 receptions (61) in a single season.

56 Dante Fowler, DE

Games/Starts: 2023-15/0 Career-123/40
Playoffs: 2022-2/0 Career-8/3

Last Game	Solo	Tackles		Sks/ Yds	Tkl/ Loss	QB Prs	PBU	FF-FFR
		Asst	Tot					
2023	4	2	6	2.5(-11)	2(-7)	30	3	1-0
Career	158	68	226	42.5(-308)	49(-168)	118	19	13-5

Career	Interceptions				Fumble Recoveries					
	No.	Yds.	Avg.	Lg	TD	No.	Yds.	Avg.	Lg	TD
						5	79	15.8	53t	2

• Served as the defensive captain in Week 16.

at N.Y. Giants (9/10) Talled four quarterback pressures and a career-high tying two pass breakups. Part of a defense whose 40-0 victory marked the largest shutout in Cowboys history and the largest shutout in a NFL season opener since 1999 when Pittsburgh defeated Cleveland 43-0.

vs. N.Y. Jets (9/17) Added a tackle.

at Arizona (9/24) Contributed two hurries.

vs. New England (10/1) Recorded a strip sack - his first sack of the season - that resulted in Leighton Vander Esch scooping up the forced fumble and returning it 11 yards for a touchdown in the second quarter. Also had two quarterback pressures.

at San Francisco (10/8) Recorded a tackle and a tackle for loss.

at LA Chargers (10/16) Notched three hurries and a pass deflection.

vs. LA Rams (10/29) Compiled a tackle, a tackle for loss and a quarterback pressure - the 100th of his career.

at Philadelphia (11/5) Had a quarterback hurry.

vs. N.Y. Giants (11/12) Registered a career-best five quarterback pressures along with a sack and a tackle.

at Carolina (11/19) Logged three quarterback pressures.

vs. Washington (11/23) Posted a half sack and two hurries.

vs. Seattle (11/30) Added three quarterback pressures.

vs. Philadelphia (12/10) Talled two tackles and two hurries.

at Buffalo (12/17) and **at Miami (12/24)** Had one hurry.

96 Neville Gallimore, DT

Games/Starts: 2023-15/0 Career-50/14
Playoffs: 2022-1/0 Career-2/1

Last Game	Solo	Tackles		Sks/ Yds	Tkl/ Loss	QB Prs	PBU	FF-FFR
		Asst	Tot					
2023	8	6	14	1.0(-6)	1(-2)	6	1	
Career	46	37	83	4.0(-27)	7(-21)	30	3	0-0

at N.Y. Giants (9/10) Added two quarterback hurries. Part of a defense whose 40-0 victory marked the largest shutout in Cowboys history and the largest shutout in a NFL season opener since 1999 when Pittsburgh defeated Cleveland 43-0.

vs. N.Y. Jets (9/17) Assisted on a tackle.

at Arizona (9/24) Played along the defensive line.

vs. New England (10/1) Made two tackles, a tackle for loss and added a quarterback pressure.

at San Francisco (10/8) Notched a tackle.

at LA Chargers (10/16) Saw action on defense.

vs. LA Rams (10/29) Added a hurry, a pass breakup and a tackle.

at Philadelphia (11/5) Played on defense.

vs. N.Y. Giants (11/12) Logged a season-best three tackles, tied his season-best with two hurries and collared his first sack of the season.

at Carolina (11/19) and **vs. Washington (11/23)** Assisted on a tackle.

vs. Seattle (11/30) Saw time on the defensive line rotation.

vs. Philadelphia (12/10) Posted two stops.

at Buffalo (12/17) Notched a tackle.

at Miami (12/24) Played in his 50th career game and assisted on a tackle.

13 Michael Gallup, WR

Games/Starts: 2023-15/13 Career-84/67
Playoffs: 2022-2/2 Career-4/3

Last Game	Receiving				
	Rec.	Yds.	Avg.	Lg	TD
2023	34	418	12.3	41t	2
Career	266	3,744	14.1	62	21

• Served as the offensive captain in Week 12.

at N.Y. Giants (9/10) Made one reception for 10 yards.

vs. N.Y. Jets (9/17) Had one grab for three yards.

at Arizona (9/24) Led all receivers with six receptions for a season-high 92 yards. His six receptions were the most in a game since he had six against Philadelphia (12/27/20), and the last time he had 90-plus receiving yards in a game was 106 against Las Vegas (11/25/21).

vs. New England (10/1) Finished second amongst all receivers in the game with five catches for 60 yards.

at San Francisco (10/8) Caught two passes for 15 yards.

at LA Chargers (10/16) Played in his 75th career game and made three receptions for 24 yards.

vs. LA Rams (10/29) Made two receptions for 20 yards.

at Philadelphia (11/5) Registered two catches for 19 yards.

vs. N.Y. Giants (11/12) Hauled in two passes for 70 yards, including his first touchdown of the season - 20th of his career - on a 41-yard reception.

at Carolina (11/19) Notched three receptions for 31 yards.

vs. Washington (11/23) Grabbed one pass for 13 yards.

vs. Seattle (11/30) Played on offense but did not make a reception - the fourth time that has happened in his career.

vs. Philadelphia (12/10) Caught three passes for 48 yards and a touchdown - his second of the season.

at Buffalo (12/17) Made one reception for nine yards.

at Miami (12/24) Had two catches for four yards.

21 Stephon Gilmore, CB

Games/Starts: 2023-15/15 Career-163/156
Playoffs: 2022-0/0 Career-7/7

	Tackles			Sks/ Yds	Tkl/ Loss	QB Prs	PBU	FF-FR
	Solo	Asst -	Tot					
Last Game.....	4	1 -	5					
2023.....	48	13 -	61			12		1-0
Career.....	475	79 -	554	1.0(-7)	8(-17)	1	139	8-3

	Interceptions					Fumble Recoveries				
	No.	Yds.	Avg.	Lg	TD	No.	Yds.	Avg.	Lg	TD
Last Game.....										
2023.....	2	0	0.0	0	0					
Career.....	31	496	16.0	64t	2	3	0	0.0	0	0

- Served as the defensive captain in Week 11.
- at N.Y. Giants (9/10)** Started his Cowboys debut to the tune of five tackles, three pass breakups and an interception. His interception was the 30th of his career - fourth among active NFL defenders. Part of a defense whose 40-0 victory marked the largest shutout in Cowboys history and the largest shutout in a NFL season opener since 1999 when Pittsburgh defeated Cleveland 43-0.
- vs. N.Y. Jets (9/17)** Played in his 150th career game, and his five tackles allowed him to surpass 500 for his career.
- at Arizona (9/24)** Posted three stops and a pass breakup.
- vs. New England (10/1)** Added two stops.
- at San Francisco (10/8)** Had a season-high six tackles and a breakup.
- at LA Chargers (10/16)** Tallied three tackles, a pass breakup and the game-clinching interception on the Chargers final offensive possession. It was also his ninth career interception in the fourth quarter - tied for the sixth-most fourth quarter interceptions among active NFL players.
- vs. LA Rams (10/29)** Made four tackles and a pass breakup.
- at Philadelphia (11/5)** Had four stops.
- vs. N.Y. Giants (11/12)** Made his 150th career start and posted a tackle and two pass breakups.
- at Carolina (11/19)** Added two tackles.
- vs. Washington (11/23)** Logged a season-high tying six tackles and a pass breakup.
- vs. Seattle (11/30)** Added a tackle and a pass breakup.
- vs. Philadelphia (12/10)** Led the defense with a career-high nine tackles while also forcing a fumble. It was his eighth career forced fumble, first of the season, and first since 2020 at Kansas City (10/5) while he was with New England.
- at Buffalo (12/17)** Notched five stops and a pass breakup.
- at Miami (12/24)** Tallied five tackles.

99 Chauncey Golston, DE

Games/Starts: 2023-15/3 Career-45/3
Playoffs: 2022-2/0 Career-3/0

	Tackles			Sks/ Yds	Tkl/ Loss	QB Prs	PBU	FF-FR
	Solo	Asst -	Tot					
Last Game.....	1	1 -	2					
2023.....	9	13 -	22	1.5(-12)	1(-1)	10		1-0
Career.....	43	34 -	77	3.5(-21)	2(-3)	25	2	1-1

	Special Teams							
	Solo	Asst -	Tot	FF	FR	BP	BFG	BXP
Last Game.....								
2023.....	0	2 -	2					
Career.....	0	2 -	2					1

- Served as the special teams captain in Week 13.
- at N.Y. Giants (9/10)** Tallied a tackle, a sack, two quarterback pressures and his first career forced fumble. His sack contributed to a team seven sacks, second-most in a season opener in team history, trailing only the nine against Pittsburgh (9/4/94). Part of a defense whose 40-0 victory marked the largest shutout in Cowboys history and the largest shutout in a NFL season opener since 1999 when Pittsburgh defeated Cleveland 43-0.
- vs. N.Y. Jets (9/17)** Logged his first career start and had a tackle and a quarterback pressure.
- at Arizona (9/24)** Assisted on two tackles.
- vs. New England (10/1)** In his second start of the season, tallied two tackles and a quarterback pressure. Also caught a pass from punter Bryan Anger on a fake PAT attempt for a successful two-point try.
- at San Francisco (10/8)** Added two tackles.
- at LA Chargers (10/16)** Played on defense and special teams.
- vs. LA Rams (10/29)** Notched a tackle.
- at Philadelphia (11/5)** Had two tackles and two hurries.
- vs. N.Y. Giants (11/12)** In his third start of the season logged, a tackle and a quarterback pressure.

- at Carolina (11/19)** Notched a half sack.
- vs. Washington (11/23)** Posted a season-high four tackles and a hurry on defense, while adding his first career special teams tackle.
- vs. Seattle (11/30)** Saw time on defense and special teams.
- vs. Philadelphia (12/10)** Provided two tackles, a tackle for loss and a quarterback pressure.
- at Buffalo (12/17)** Tallied two tackles and a hurry on defense along with an assisted tackle on special teams.
- at Miami (12/24)** Made two tackles.

29 C.J. Goodwin, CB

Games/Starts: 2023-5/0 Career-102/1
Playoffs: 2022-2/0 Career-8/0

	Tackles			Sks/ Yds	Tkl/ Loss	QB Prs	PBU	FF-FR
	Solo	Asst -	Tot					
Last Game.....								
2023.....	0	2 -	2					
Career.....	13	4 -	15			2	2	

	Special Teams							
	Solo	Asst -	Tot	FF	FR	BP	BFG	BXP
Last Game.....								
2023.....	3	0 -	3					
Career.....	43	14 -	57	1				

	Punt Returns					
	No.	Yds.	Avg.	FC	Lg	TD
Career.....	0	73	-	0	73	0

- Placed on Reserve/Injured on Oct. 16 with a pectoral injury.
- Signed to the active roster on Sept. 23.
- Served as the special teams captain in Week 1.
- at N.Y. Giants (9/10)** Promoted from the practice squad and saw time on special teams and defense, where he assisted on two tackles.
- vs. N.Y. Jets (9/17)** Called up from the practice squad for the second straight week and played on special teams.
- at Arizona (9/24)** Played in his 100th career game and led the team with two special teams tackles.
- vs. New England (10/1)** Saw time on special teams.
- at San Francisco (10/8)** Posted a tackle on special teams before leaving the game with a shoulder/pec injury and did not return.

95 Johnathan Hankins, DT

Games/Starts: 2023-13/13 Career-151/133
Playoffs: 2022-2/0 Career-4/2

	Tackles			Sks/ Yds	Tkl/ Loss	QB Prs	PBU	FF-FR
	Solo	Asst -	Tot					
Last Game.....								
2023.....	11	18 -	29	3.0(-18)		2	2	
Career.....	228	179 -	407	17.5(-107)	37(-87)	51	12	3-3

	Interceptions					Fumble Recoveries				
	No.	Yds.	Avg.	Lg	TD	No.	Yds.	Avg.	Lg	TD
Career.....						3	0	0.0	0	0

- Served as the defensive captain in Week 13.
- at N.Y. Giants (9/10)** Started at defensive tackle and made two tackles. Part of a defense whose 40-0 victory marked the largest shutout in Cowboys history and the largest shutout in a NFL season opener since 1999 when Pittsburgh defeated Cleveland 43-0.
- vs. N.Y. Jets (9/17)** Assisted on a tackle.
- at Arizona (9/24)** Assisted on a season-high six tackles.
- vs. New England (10/1)** Had a tackle and quarterback pressure.
- at San Francisco (10/8)** In his 125th career start, logged a career-best two pass breakups while also adding four tackles.
- at LA Chargers (10/16)** Added a tackle.
- vs. LA Rams (10/29)** Assisted on a tackle.
- at Philadelphia (11/5)** Had two assisted tackles.
- vs. N.Y. Giants (11/12)** Tallied four tackles to reach 400 for his career.
- at Carolina (11/19)** Assisted on a tackle.
- vs. Washington (11/23)** Registered 2.0 sacks, two tackles and a quarterback pressure. His 2.0 sacks were the second-most in a single game of his career, his second career game with 2.0-or-more sacks and his first sack since 2020 when he had one sack against Miami (12/26) while playing for the Raiders.
- vs. Seattle (11/30)** Logged four tackles and a sack - his second straight game with a quarterback takedown - while playing in his 150th career game.
- vs. Philadelphia (12/10)** Played along the defensive front before an ankle injury in the third quarter forced him out of the game, and he did not return.
- at Buffalo (12/17)** and **at Miami (12/24)** Inactive/Injured-Knee/Ankle.

89 Peyton Hendershot, TE

Games/Starts: 2023-6/0 Career-23/2
Playoffs: 2022-1/0 Career-1/0

	Receiving					Rushing				
	Rec.	Yds.	Avg.	Lg	TD	Att.	Yds.	Avg.	Lg	TD
Last Game.....										
2023.....	2	8	5.0	5	0	1	0	0.0	0	0
Career.....	13	111	8.5	29	2	2	2	1.0	2t	1

	Special Teams					FR	BP	BFG	BXP
	Solo	Asst	-	Tot	FF				
Last Game.....	1	0	-	1					
2023.....	1	0	-	1					
Career.....	4	1	-	5					

- Placed on Reserve/Injured on Oct. 12 with an ankle injury, returned to practice Nov. 15 and activated on Dec. 6.
- Served as the special teams captain in Week 3.
- at **N.Y. Giants (9/10)** Played on offense and special teams.
- vs. **N.Y. Jets (9/17)** Rushed once for no gain.
- at **Arizona (9/24)** Had his first reception of the season for three yards.
- vs. **New England (10/1)** and at **San Francisco (10/8)** Inactive/Injured-Ankle.
- vs. **Philadelphia (12/10)** Returned to the field after a nine-game absence and played on offense and special teams.
- at **Buffalo (12/17)** Made one reception for five yards.
- at **Miami (12/24)** Saw time on offense and special teams where he notched his first tackle of the season.

67 Brock Hoffman, C

Games/Starts: 2023-15/1 Career-18/1
Playoffs: 2022-1/0 Career-1/0

- Served as the offensive captain in Week 15.
- Signed to the active roster on Sept. 30.
- at **N.Y. Giants (9/10)** Promoted from the practice squad and played on offense and special teams.
- vs. **N.Y. Jets (9/17)** Called up from the practice squad for the second straight week to play on special teams.
- at **Arizona (9/24)** Made his first career start at center for an injured Tyler Biadasz (hamstring). Blocked for an offense that accumulated a season-high 416 total net yards and 185 rushing yards. The offense also notched 26 first downs, including a season-best 12 rushing first downs that tied the most rushing first downs in a game since Head Coach Mike McCarthy arrived in 2020 - against Carolina (10/3/21) and at Minnesota (11/20/22).
- vs. **New England (10/1)** and at **San Francisco (10/8)** Played on offense and special teams.
- at **LA Chargers (10/16)** Saw time on special teams.
- vs. **LA Rams (10/29)** Saw action on offense and special teams.
- at **Philadelphia (11/5)** Played on special teams.
- vs. **N.Y. Giants (11/12)** and at **Carolina (11/19)** Played on offense and special teams.
- vs. **Washington (11/23)**, vs. **Seattle (11/30)**, vs. **Philadelphia (12/10)**, at **Buffalo (12/17)** and at **Miami (12/24)** Saw time on special teams.

28 Malik Hooker, S

Games/Starts: 2023-14/14 Career-81/58
Playoffs: 2022-2/2 Career-4/3

	Tackles					Sks/ Yds	Tk/ Loss	QB Prs	PBU	FF-FR
	Solo	Asst	-	Tot						
Last Game.....	3	1	-	4		1(-2)				
2023.....	30	25	-	55		2(-3)	1	3		1-1
Career.....	192	97	-	289		7(-14)	1	19		1-4

	Interceptions					Fumble Recoveries				
	No.	Yds.	Avg.	Lg	TD	No.	Yds.	Avg.	Lg	TD
Last Game.....										
2023.....	1	0	0.0	0	0					
Career.....	12	175	14.6	32	0	3	41	13.6	38t	1

	Special Teams					FR	BP	BFG	BXP
	Solo	Asst	-	Tot	FF				
Career.....	1	0	-	1					

- Served as the defensive captain in Week 4.
- at **N.Y. Giants (9/10)** Posted five tackles in a start at safety. Part of a defense whose 40-0 victory marked the largest shutout in Cowboys history and the largest shutout in a NFL season opener since 1999 when Pittsburgh defeated Cleveland 43-0.

vs. **N.Y. Jets (9/17)** Pulled in his first interception of the season along with two pass breakups and two tackles.

at **Arizona (9/24)** Tallied six stops.

vs. **New England (10/1)** Registered three tackles to reach 250 for his career.

at **San Francisco (10/8)** Tied for second on the defense with nine stops.
at **LA Chargers (10/16)** Made his 50th career start to the tune of two tackles.

vs. **LA Rams (10/29)** Added a tackle.

at **Philadelphia (11/5)** Played in his 75th career game and totaled six tackles, a tackle for loss and his first career forced fumble.

vs. **N.Y. Giants (11/12)** Notched three stops.

at **Carolina (11/19)** Posted five tackles.

vs. **Washington (11/23)** Registered six tackles and his first career quarterback pressure.

vs. **Seattle (11/30)** Assisted on a tackle.

vs. **Philadelphia (12/10)** Tallied three tackles, a pass breakup and a fumble recovery.

at **Buffalo (12/17)** Inactive/Injured-Ankle.

at **Miami (12/24)** Made four tackles, including one for loss.

19 Noah Igbinoghene, CB

Games/Starts: 2023-5/0 Career-37/5
Playoffs: 2022-0/0 Career-0/0

	Tackles				Sks/ Yds	Tk/ Loss	QB Prs	PBU	FF-FR
	Solo	Asst	-	Tot					
Last Game.....									
2023.....									
Career.....	21	3	-	24			5		0-2

	Interceptions					Fumble Recoveries				
	No.	Yds.	Avg.	Lg	TD	No.	Yds.	Avg.	Lg	TD
Career.....	1	0	0.0	0	0	3	0	0.0	0	0

	Special Teams					FR	BP	BFG	BXP
	Solo	Asst	-	Tot	FF				
Career.....				5					

	Kickoff Returns				
	No.	Yds.	Avg.	Lg	TD
Career.....	4	68	17.0	22	0

at **N.Y. Giants (9/10)** Made his Cowboys debut and played on defense and special teams. Returned a blocked field goal 58 yards for his first career touchdown. It marked the first time Dallas returned a blocked field goal for a touchdown since against Minnesota (10/21/07) when Chris Canty made the block, and Patrick Watkins recovered the ball and returned it 68 yards for the score.

vs. **N.Y. Jets (9/17)** Inactive.

at **Arizona (9/24)** and vs. **New England (10/1)** Played on special teams.

at **San Francisco (10/8)** Saw action on defense and special teams.

at **LA Chargers (10/16)**, vs. **LA Rams (10/29)**, at **Philadelphia (11/5)**, vs. **N.Y. Giants (11/12)**, at **Carolina (11/19)**, vs.

Washington (11/23), vs. **Seattle (11/30)** and vs. **Philadelphia (12/10)** Inactive.

at **Buffalo (12/17)** Played on special teams.

at **Miami (12/24)** Inactive.

46 Malik Jefferson, LB

Games/Starts: 2023-3/0 Career-38/0
Playoffs: 2022-0/0 Career-0/0

	Tackles					Sks/ Yds	Tk/ Loss	QB Prs	PBU	FF-FR
	Solo	Asst	-	Tot						
Last Game.....										
2023.....	1	1	-	2			1(-4)			
Career.....	2	3	-	5			1(-4)			

	Special Teams					FR	BP	BFG	BXP
	Solo	Asst	-	Tot	FF				
Last Game.....									
2023.....	1	0	-	1					
Career.....	9	5	-	14					

- Served as the special teams captain in Week 6.
- vs. **New England (10/1)** Was elevated from the practice squad to make his season debut on special teams.
- at **San Francisco (10/8)** Elevated for the second straight week and posted two tackles and his first career tackle for loss on defense.
- at **LA Chargers (10/16)** Elevated from the practice squad for the third straight game and notched a tackle on special teams.

1 Jayron Kearse, S

Games/Starts: 2023-14/11 Career-117/52
Playoffs: 2022-2/2 Career-6/3

	Solo	Tackles		Sks/ Yds	TKL/ Loss	QB Prs	PBU	FF-FR
		Asst	Tot					
Last Game.....	2	0	2					
2023.....	40	18	58	1.5(-6)	3(-8)	4	3	
Career.....	238	103	341	5.0(-24)	17(-38)	24	28	2-4

	No.	Interceptions				No.	Fumble Recoveries				
		Yds.	Avg.	Lg	TD		Yds.	Avg.	Lg	TD	
Last Game.....											
2023.....	1	32	32.0	32	0						
Career.....	5	68	13.6	34	0	4	7	1.7	6	0	

	Special Teams							
	Solo	Asst	Tot	FF	FR	BP	BFG	BXP
Career.....			45					

- Served as the defensive captain in Week 8.
- at N.Y. Giants (9/10)** Started at safety and finished second on the defense with seven tackles and a hurry. Part of a defense whose 40-0 victory marked the largest shutout in Cowboys history and the largest shutout in a NFL season opener since 1999 when Pittsburgh defeated Cleveland 43-0.
- vs. N.Y. Jets (9/17)** Gathered an interception he returned 32 yards along with two tackles and a pass breakup.
- at Arizona (9/24)** Logged six stops.
- vs. New England (10/1)** Recorded two tackles to reach 300 for his career while also adding two pass breakups.
- at San Francisco (10/8)** Talled three tackles, a tackle for loss and a sack - both the first of the season.
- at LA Chargers (10/16)** Tied for second on the defense with seven tackles while also adding two quarterback pressures.
- vs. LA Rams (10/29)** Made five tackles and one tackle for loss.
- at Philadelphia (11/5)** Added five stops.
- vs. N.Y. Giants (11/12)** Logged three tackles and a hurry.
- at Carolina (11/19)** Compiled six tackles, a tackle for loss and a half sack.
- vs. Washington (11/23)** Inactive/Injured-Back.
- vs. Seattle (11/30)** Made his 50th career start and had three stops.
- vs. Philadelphia (12/10)** Added four tackles.
- at Buffalo (12/17)** Provided three stops.
- at Miami (12/24)** Had two tackles.

88 CeeDee Lamb, WR

Games/Starts: 2023-15/15 Career-64/59
Playoffs: 2022-2/2 Career-3/3

	Receiving					Att.	Rushing			
	Rec.	Yds.	Avg.	Lg	TD		Yds.	Avg.	Lg	TD
Last Game.....	6	118	19.7	49t	1	2	14	7.0	9	0
2023.....	109	1,424	13.1	49t	9	12	101	8.4	24	2
Career.....	369	4,820	13.1	52t	29	41	306	7.5	33	3

	Punt Returns					Kickoff Returns					
	No.	Yds.	Avg.	FC	Lg	TD	No.	Yds.	Avg.	Lg	TD
Career.....	38	311	8.2	18	27	0	1	47	47.0	47t	1

- Served as the offensive captain in Week 2.
- Earned his first NFC Offensive Player of The Week award for Week 10 against the N.Y. Giants (11/12) after he produced 11 receptions for 151 yards and a touchdown - his third consecutive game with 10-plus catches and 150 receiving yards to establish an NFL record - and also added a rushing score. It marked his first career NFC OPOTW award, and he became the eighth Cowboys wide receiver to earn the honor.
- at N.Y. Giants (9/10)** Played in his 50th career game and paced all receivers with a game-high four receptions for 77 yards, including a long catch of 49 yards. Now has 3,473 career receiving yards to pass Dez Bryant (3,440) for the most receiving yards by a Cowboys player in their first 50 career games.
- vs. N.Y. Jets (9/17)** Led all receivers with 11 catches for 143 yards. Tied with Dez Bryant (four) for the fifth-most 10-catch games in Cowboys history and are the most in a Cowboys player's first four seasons. Notched his fourth career game with at least 10 receptions and 100 yards, tied with Miles Austin for fourth in franchise history.
- at Arizona (9/24)** Made four receptions for 53 yards and rushed twice for nine yards.
- vs. New England (10/1)** Had four receptions for 36 yards and his first receiving touchdown of the season. His touchdown was also the 21st touchdown catch of his career to serve as the fourth-most touchdown receptions in a Cowboys player's first four seasons.

- at San Francisco (10/8)** Collected four passes for 49 yards.
- at LA Chargers (10/16)** Made his 50th career start to the tune of seven catches for 117 yards. It was his 12th career 100-yard receiving game, second of the season. Caught five passes for 84 yards in the first half, the fourth-most first half receiving yards in his career.
- vs. LA Rams (10/29)** Talled a career-high 12 receptions for 158 yards (158) and tied a career-best with two touchdowns. Notched his third career game with at least 10 receptions, 100 yards and two touchdowns, the most such games in franchise history. Recorded his sixth career multi-touchdown game, third-most multi-touchdown games in a Cowboys player's first four seasons. Reached 300 (308) career receptions and 4,000 (4,029) career receiving yards. Became the fastest receiver in franchise history to reach 300 career catches and the 17th NFL receiver to surpass 300 receptions in his first 56 career games. His 12 receptions were the most by a Cowboys player since Amari Cooper collected 13 receptions in the 2021 season opener at Tampa Bay (9/9). Became the second-fastest Cowboy to reach 4,000 yards (56 games) and the third player in team history with 4,000 yards in his first four seasons, joining Bob Hayes (4,142) and Dez Bryant (4,104). Caught nine passes for 122 yards and two touchdowns in the first half. His 122 yards are the most in the first half in a game in his career, and the third time in his career he has surpassed 100 receiving yards in a first half. His 170 scrimmage yards (158 receiving and 12 rushing) were a career-best and the most by any Cowboys player since Tony Pollard had 189 scrimmage yards in 2022 at Minnesota (11/20).

- at Philadelphia (11/5)** Notched 11 receptions for a career-high 191 yards, the fifth-most receiving yards by any NFL receiver in a game this season. His 191 receiving yards were the most by any Cowboy since Amari Cooper had 226 against Green Bay (10/6/19). Now has three games in 2023 with 10 receptions and 150 receiving yards, tied with Michael Irvin for the most 10-catch, 150-yard games in a season in franchise history. His six career contests with 10-plus catches are the most by any Cowboys player in the first four seasons of a career, and also tied Cooper for the third-most games in team history with 10-plus receptions, trailing Irvin (seven) and Jason Witten (11). Also has six career games with 10-plus receptions and 100 receiving yards, tied with Witten for the second-most 10-catch, 100-yard games in franchise history. Became the first Cowboy with 150 receiving yards in back-to-back games since Miles Austin in 2009 (at Kansas City, 10/11 - against Atlanta, 10/25) and is one-of-three Cowboys with 10 receptions in back-to-back games overall. Recorded his third consecutive 100-yard receiving game, the second such streak of his career (at Jacksonville, 12/18/22 - at Tennessee, 12/29/22). Joined Irvin as the only two players in franchise history with multiple three-game streaks of 100 receiving yards. Has recorded a reception in 50 straight games dating back to his rookie season (at Washington, 10/25/20) to become the eighth Cowboy - 10th instance - to accomplish that feat, and the first since Cole Beasley (51, 2015-18). Was his third game with 10-or-more receptions, tying his own mark from 2022 (three), Witten (2010) and Irvin (1995) for the most 10-catch games in a season in team history.
- vs. N.Y. Giants (11/12)** Recorded 11 receptions for 151 yards and a touchdown, and rushed once for a season-long 14 yard score. It was his his third consecutive game with 10-plus catches and 150 receiving yards to establish an NFL record. Was also his fourth consecutive 100-yard receiving game to become the first Cowboys receiver with four straight 100-yard games since Terrell Owens in 2007. Now has four games in 2023 with 10 receptions, the most such games in a season in franchise history and the most such games in the NFL this season. His seven career contests with 10-plus catches are the most by any Cowboys player in the first four seasons of a career. His seven games also tied Irvin for the second-most games in team history with 10-plus receptions. Was his 15th career 100-yard receiving game, tied with Bob Hayes for the most 100-yard games by a Cowboys player in his first four seasons. All-time, Lamb's 15 career 100-yard games rank seventh in franchise history. Became the first Cowboy with 150 receiving yards in three consecutive games, and the first NFL player to do so since Josh Gordon in 2013. Became the first player in franchise history - 11th in NFL history - with three consecutive games of 10-plus receptions.
- at Carolina (11/19)** Made six grabs for 38 yards and a touchdown - 25th of his career. His 25 career touchdown receptions are the third-most in a Cowboys player's first four seasons, behind Bob Hayes (45) and Dez Bryant (40). Surpassed 1,000 receiving yards (1,013) in 2023. Is the third NFL player to reach 1,000 yards this season (Tyreek Hill and A.J. Brown). His 10 games to reach 1,000 receiving yards made him the second-fastest Cowboy to reach 1,000 yards in a season, trailing only Irvin (nine games in 1995). Became the first player in Cowboys history to record three 1,000-yard receiving seasons in his first four years with the club. All-time, Lamb is tied with Dez Bryant, Terrell Owens and Tony Hill for the third-most 1,000-yard seasons in franchise history.

CeeDee Lamb, cont.

vs. Washington (11/23) Notched four receptions for 53 yards and a touchdown, his sixth touchdown reception this season and the 26th of his career. Became one-of-four players in NFL history with 70 receptions in each of his first four seasons, joining Alvin Kamara, Michael Thomas and Jarvis Landry.

vs. Seattle (11/30) Tied a career-high with 12 receptions for 116 yards and a touchdown. Also rushed twice for 30 yards (second-most of his career). Notched his sixth 100-yard receiving game this season, a single-season career-high and tied the second-most in the NFL in 2023. Became the first Cowboys receiver with six 100-yard games in a season since Owens in 2007. Has 16 career 100-yard receiving games to pass Hayes (15) for the most 100-yard games by a Cowboys player in his first four seasons. It also marked his fifth game in 2023 with 10 receptions and 100 receiving yards, most in the NFL and the most 10-catch, 100-yard games in a season in franchise history. His eight career games with 10 receptions and 100 receiving yards are a franchise record. Has five games with 10-plus receptions in 2023, the most 10-catch games in a season in team history. His eight career games with 10-or-more receptions are second in franchise history behind Witten (11). Has recorded a touchdown reception in four consecutive games, a career-long streak. The last Cowboys player with a receiving touchdown in four straight games was Dez Bryant in 2014 (vs. Was, 10/27 - at NYG, 11/23). Reached 350 career receptions to top Anquan Boldin for the fourth-most receptions by a player in his first four seasons in NFL history. His 90 receptions in 2023 are the most in franchise history through the first 12 games of a season.

vs. Philadelphia (12/10) Posted six catches for 71 yards and a touchdown. Has recorded a touchdown reception in five consecutive games - the longest such streak since Dez Bryant had a five-game streak in 2013 (against Oakland, 11/28 - against Philadelphia, 12/29). His 96 receptions in 2023 are the second-most through 13 games of a season in team history, trailing Irvin's 98 in 1995.

at Buffalo (12/17) Led the offense with seven receptions for 53 yards. Also rushed once for a three-yard touchdown. Established a single-season career-high with 10 total touchdowns (eight receiving and two rushing) in 2023. The last Cowboys receiver with 10 total touchdowns in a season was Dez Bryant (16) in 2014. Now has scored a touchdown - rushing or receiving - in six straight games. The last Cowboys receiver with a touchdown in six straight games was Dez Bryant (seven games) in 2012. Surpassed 100 receptions (103), and combined with his 107 receptions in 2022, became the first player in franchise history to record 100 receptions in multiple seasons. Also joined Irvin in 1995 as the fastest Cowboys to reach 100 receptions in a season (14 games).

at Miami (12/24) Led all receivers with 118 yards on six receptions and a season-long tying catch of 49 yards that went for a touchdown. Also rushed twice for 14 yards. Has scored a touchdown in seven consecutive games, the longest active streak in the NFL, and became just the third Cowboys receiver to record a touchdown in seven straight games, joining Dez Bryant (2012) and Owens (2007). Notched his seventh 100-yard receiving game in 2023, tied for the second-most 100-yard games in a season in Cowboys history. Became the first receiver in Cowboys history to reach 5,000 career scrimmage yards (5,126) in his first four seasons, and also the sixth wide receiver in NFL history to do so, joining Jerry Rice, Torry Holt, Randy Moss, Michael Thomas and Justin Jefferson. His 109 receptions and 1,424 receiving yards in 2023 set career-highs and both rank third in single-season team history. Now has 19 career games with 100 scrimmage yards, the most such games by a Cowboys wide receiver in his first four seasons. His 93 receiving yards in the first quarter were the seventh-most receiving yards in the first quarter by a Cowboy since 1991. The last Cowboys player with more receiving yards in the opening quarter was Dez Bryant in 2014 (94 at Was, 12/28).

15 Trey Lance, QB

Games/Starts: 2023-0/0 Career-8/4
Playoffs: 2022-0/0 Career-0/0

	Passing									
	Att	Com	Yds	Pct	Yds/Att	TD	Int	Lng	Sk/Yds	Rtng
Last Game.....	INACTIVE/3RD QB									
2023.....										
Career.....	102	56	797	54.9	7.8	5	3	76t	6/24	84.5

	Rushing					Receiving				
	Att.	Yds.	Avg.	Lg	TD	Rec.	Yds.	Avg.	Lg	TD
Last Game.....	INACTIVE/3RD QB									
2023.....										
Career.....	54	235	4.4	15	1					

at N.Y. Giants (9/10), vs. N.Y. Jets (9/17), at Arizona (9/24),

vs. New England (10/1), at San Francisco (10/8), at LA Chargers (10/16), vs. LA Rams (10/29), at Philadelphia (11/5), vs. N.Y. Giants (11/12), at Carolina (11/19), vs. Washington (11/23), vs. Seattle (11/30), vs. Philadelphia (12/10), at Buffalo (12/17) and at Miami (12/24) Inactive/Third Quarterback.

90 DeMarcus Lawrence, DE

Games/Starts: 2023-15/15 Career-135/117
Playoffs: 2022-2/2 Career-8/5

	Solo	Tackles			Sks/ Yds	Tk/ Loss	QB Prs	PBU	FF-FR
		Asst	-	Tot					
Last Game.....	0	4	-	4			3		
2023.....	24	25	-	49	4.0(-25)	4(-11)	43	3	1-0
Career.....	231	154	-	385	58.5(-463)	59(-138)	318	19	20-8

Career.....	Interceptions					Fumble Recoveries				
	No.	Yds.	Avg.	Lg	TD	No.	Yds.	Avg.	Lg	TD
.....	2	53	26.5	40t	1	8	24	3.0	19tt	1

- Served as the defensive captain in Week 1.
- at N.Y. Giants (9/10)** Started the season opener and provided a tackle, a sack and three hurries. The defense totaled seven sacks, second-most in a season opener in team history, trailing only the nine against Pittsburgh (9/4/94). Part of a defense whose 40-0 victory marked the largest shutout in Cowboys history and the largest shutout in a NFL season opener since 1999 when Pittsburgh defeated Cleveland 43-0.
- vs. N.Y. Jets (9/17)** Contributed three tackles, a tackle for loss, six quarterback pressures and a pass breakup.
- at Arizona (9/24)** Talled four tackles, one for loss, a sack and two quarterback pressures.
- vs. New England (10/1)** Added four hurries and a tackle.
- at San Francisco (10/8)** Played in his 125th career game and totaled four stops and a hurry.
- at LA Chargers (10/16)** Logged five tackles, three hurries and a pass breakup.
- vs. LA Rams (10/29)** Made three tackles, a tackle for loss and a hurry.
- at Philadelphia (11/5)** Contributed two stops and four hurries.
- vs. N.Y. Giants (11/12)** Compiled two tackles, a sack and three quarterback pressures to surpass 300 (302) for his career.
- at Carolina (11/19)** Totaled three stops and a sack.
- vs. Washington (11/23)** Provided a tackle and four hurries.
- vs. Seattle (11/30)** Talled a season-high and career-high tying seven tackles (second on the defense) along with three quarterback hurries and a pass breakup.
- vs. Philadelphia (12/10)** Produced a season-high tying six quarterback pressures and a tackle.
- at Buffalo (12/17)** Registered a career-high eight tackles - third on the defense - along with a tackle for loss and his first forced fumble of the season.
- at Miami (12/24)** Notched four tackles and three hurries.

2 Jourdan Lewis, CB

Games/Starts: 2023-14/6 Career-97/49
Playoffs: 2022-0/0 Career-3/0

	Solo	Tackles			Sks/ Yds	Tk/ Loss	QB Prs	PBU	FF-FR
		Asst	-	Tot					
Last Game.....	3	2	-	5	1(-3)				
2023.....	29	15	-	44	2(-4)		3	2-1	
Career.....	244	60	-	304	8.5(-46)	10(-20)	3	35	3-7

Last Game.....	Interceptions					Fumble Recoveries				
	No.	Yds.	Avg.	Lg	TD	No.	Yds.	Avg.	Lg	TD
.....						7	87	12.4	63t	1
2023.....						7	87	12.4	63t	1
Career.....	8	140	17.5	66	0	7	87	12.4	63t	1

Career.....	Special Teams				Rushing				
	Solo	Asst	-	Tot	Att.	Yds.	Avg.	Lg	TD
.....	3	0	-	3	2	12	6.0	7t	0

Career.....	Kickoff Returns				
	No.	Yds.	Avg.	Lg	TD
.....	2	38	19.0	19t	0

- Served as the defensive captain in Week 14.
- at N.Y. Giants (9/10)** Inactive.
- vs. N.Y. Jets (9/17)** Made his season debut on defense.
- at Arizona (9/24)** Logged his first stats of the season with three tackles and a tackle for loss.
- vs. New England (10/1)** Talled five stops.

Jourdan Lewis, cont.

at San Francisco (10/8) Notched two tackles, a pass breakup and forced and recovered a fumble. It was his first forced fumble and fumble recovery since at Washington (12/12/21).
at LA Chargers (10/16) Added three stops.
vs. LA Rams (10/29) Made his first start of the season when the defense opened the game with three cornerbacks and had three stops.
at Philadelphia (11/5) Assisted on a tackle in his second start.
vs. N.Y. Giants (11/12) Had two stops.
at Carolina (11/19) Had five tackles and a forced fumble.
vs. Washington (11/23) In his third start of the season posted six stops.
vs. Seattle (11/30) Had three stops and a season-high two pass breakups.
vs. Philadelphia (12/10) Made four tackles.
at Buffalo (12/17) Logged two stops.
at Miami (12/24) Posted five tackles and a tackle for loss. Topped 300 career tackles (304).

40 Hunter Luepke, RB

Games/Starts: 2023-15/0 Career-15/0

	Rushing					Receiving				
	Att.	Yds.	Avg.	Lg	TD	Rec.	Yds.	Avg.	Lg	TD
Last Game.....	2	3	1.5	2	0	1	8	8.0	8	0
2023.....	6	19	3.2	9	1	3	18	6.0	12	0

	Kickoff Returns				
	No.	Yds.	Avg.	Lg	TD
Last Game.....					
2023.....	2	15	7.5	15	0

	Special Teams								
	Solo	Asst	-	Tot	FF	FR	BP	BFG	BXP
Last Game.....									
2023.....	3	1	-	4					

at N.Y. Giants (9/10) Made his NFL debut on offense and special teams.
vs. N.Y. Jets (9/17) Recorded his first career stats when he recovered a kickoff on a squib kick in the second quarter.
at Arizona (9/24) Notched his first career stats on offense with one rush for nine yards and one reception for 12 yards.
vs. New England (10/1) Rushed two times for four yards including a three-yard score for his first career NFL touchdown. The last Cowboys rookie to rush for his first career touchdown within the first four games of the season was Tony Pollard in 2019 (vs. Mia, 9/22).
at San Francisco (10/8) Saw action on offense and special teams where he notched his first career special teams tackle.
at LA Chargers (10/16) Played on offense and special teams.
vs. LA Rams (10/29) Caught one pass for a loss of two yards on offense and also saw time on special teams.
at Philadelphia (11/5) Assisted on a tackle on special teams.
vs. N.Y. Giants (11/12) Saw time on offense and special teams.
at Carolina (11/19) Made a season-high two special teams tackles and also played on offense.
vs. Washington (11/23) Played on offense and special teams.
vs. Seattle (11/30) Saw time on offense and special teams where he returned a kickoff a season-long 15 yards.
vs. Philadelphia (12/10) Saw action on offense and special teams.
at Buffalo (12/17) Rushed once for three yards that resulted in a first down on a 3rd-and-1. Also played on special teams.
at Miami (12/24) Had two runs for three yards - both for first downs - and one catch for eight yards.

70 Zack Martin, G

Games/Starts: 2023-14/14 Career-151/151
 Playoffs: 2022-2/2 Career-8/8

- Served as the offensive captain in Week 6.

at N.Y. Giants (9/10) Started the season opener at right guard and blocked for an offense that generated 265 total net yards, including 122 yards on the ground highlighted by 70 yards and two rushing scores by Tony Pollard. The offensive line also did not allow a sack of Dak Prescott during 24 dropbacks as he passed for 143 yards.
vs. N.Y. Jets (9/17) Part of a unit that commanded the time of possession with a mark of 42:15 - second-highest amount for a non-overtime, regular season game in franchise history. The offense compiled 382 total net yards and 26 first downs. Left the game in the fourth quarter with an ankle injury but returned for the final offensive series.
at Arizona (9/24) Inactive/Injured-Ankle.
vs. New England (10/1) Returned from a one-game absence (ankle) and assisted the offense in compiling four drives of 10-plus plays. On the day, the offense racked up 377 total net yards and 22 first downs, while holding the ball for 35:09.

at San Francisco (10/8) The offense, behind the offensive line, was limited to 197 total net yards, eight first downs and a 22:55 time of possession mark.
at LA Chargers (10/16) Helped an offense that posted 342 total net yards, a season-high 272 passing yards and 20 first downs.
vs. LA Rams (10/29) The team exploded for a season-high 43 points and 285 passing yards as part of 387 total net yards and 24 first downs. Behind the line's protection, Prescott threw for 304 yards and a season-best four touchdowns.
at Philadelphia (11/5) Helped block for an offense that accumulated a season-high 333 net passing yards and 406 total net yards (second-most this season). Prescott amassed a season-high 374 yards along with three touchdowns in the air behind the line's blocking.
vs. N.Y. Giants (11/12) In a historic performance, the offense produced 640 total net yards behind the guidance of the offensive line, the second-most yards gained in a single game in franchise history behind a 652-yard performance in 1966 against Philadelphia (10/9). The unit also tallied a season-best 472 net passing yards - second-most in a single game in franchise history - and 32 first downs - tied for the third-most in a single game in team history. For the first time in franchise history, the offense had two rushers over 50 rushing yards (Tony Pollard - 55; Rico Dowdle - 79) and multiple receivers over 150 receiving yards (Brandin Cooks - 173; and CeeDee Lamb - 151). The line did not allow a sack of a Cowboys quarterback for the second time this season as Prescott passed for a season-best 404 yards on 35 attempts and backup Cooper Rush threw for 68 yards on nine attempts.
at Carolina (11/19) Provided blocking for an offense that totaled 311 net yards, 23 first downs and 107 rushing yards, including a season-high tying four runs of 10-plus yards. The line did not allow a sack for the second straight game, the first time they haven't allowed sacks in back-to-back games since last season (at Minnesota, 11/20 - against N.Y. Giants, 11/24).
vs. Washington (11/23) The offense logged 431 total net yards (second-most of the season) and 21 first downs. Held a clean pocket for Prescott to pass for 331 yards and four touchdowns while not allowing a sack on 33 dropbacks - the fourth game this season the line did not allow a sack.
vs. Seattle (11/30) Part of an offense that rolled up 41 points, 411 total net yards and 33 first downs - tied for the second-most in a game in franchise history.
vs. Philadelphia (12/10) Helped the offense compile 394 total net yards, 24 first downs and control the clock for 36:36. The unit scored on every possession in the first half, tallying three touchdowns and a field goal on four drives. It was the first time in 2023 Dallas scored on every first half drive and the first time since scoring on all five first half drives at Minnesota (11/20/22).
at Buffalo (12/17) Played and started in his 150th career game, but left the contest in the first quarter with a quad injury and did not return. Part of an offense that was limited to a season-low 195 total net yards.
at Miami (12/24) The offense tallied 339 total net yards, 19 first downs and a 31:02 time of possession mark behind the blocking of the offensive line. The unit recorded a 17-play, 69-yard drive to take the lead in the fourth quarter to mark the longest touchdown drive of the season.

84 Sean McKeon, TE

Games/Starts: 2023-9/0 Career-45/3
 Playoffs: 2022-2/0 Career-3/0

	Receiving				
	Rec.	Yds.	Avg.	Lg	TD
Last Game.....	RESERVE/INJURED-Ankle				
2023.....					
Career.....	6	38	6.3	12	1

	Special Teams								
	Solo	Asst	-	Tot	FF	FR	BP	BFG	BXP
Last Game.....									
2023.....	0	1	-	1					
Career.....	1	3	-	4					

- Placed on Reserved/Injured-Ankle on Dec. 6.
- Signed to the active roster on Oct. 12.
- Served as the special teams captain in Week 12.

vs. New England (10/1) Elevated from the practice squad to make his first appearance of the season on offense and special teams, recovering an fumble on offense.
at San Francisco (10/8) Elevated from the practice squad for the second straight week to play on offense and special teams.
at LA Chargers (10/16), vs. LA Rams (10/29) and **at Philadelphia (11/5)** Saw time on offense and special teams.
vs. N.Y. Giants (11/12) Assisted on a special teams tackle.
at Carolina (11/19), vs. Washington (11/23) and **vs. Seattle (11/30)** Played on offense and special teams.

24 Israel Mukuamu, S

Games/Starts: 2023-12/0 Career-31/3
Playoffs: 2022-2/0 Career-2/0

	Tackles			Sks/ Yds	Tkl/ Loss	QB Prs	PBU	FF-FFR
	Solo	Asst	Tot					
Last Game.....								
2023.....	4	1	5				1	0-1
Career.....	17	4	21			1	2	0-1

	Interceptions					Fumble Recoveries				
	No.	Yds.	Avg.	Lg	TD	No.	Yds.	Avg.	Lg	TD
Career.....	1	0	0.0	0	0					

	Special Teams				FR	BP	BFG	BXP
	Solo	Asst	Tot	FF				
Last Game.....								
2023.....	0	1	1					
Career.....	2	1	3					

- Served as the special teams captain in Week 10.
- at N.Y. Giants (9/10)** Played on special teams and defense where he recovered his first career fumble.
- vs. N.Y. Jets (9/17)** Saw time on defense and special teams.
- at Arizona (9/24), vs. New England (10/1) and at San Francisco (10/8)** Inactive.
- at LA Chargers (10/16)** Played on special teams.
- vs. LA Rams (10/29)** Saw time on defense and special teams.
- at Philadelphia (11/5)** Assisted on a special teams tackle.
- vs. N.Y. Giants (11/12)** Tallied two tackles and a pass breakup - his first defensive statistics of the season - in his 25th career game.
- at Carolina (11/19)** Played on defense and special teams.
- vs. Washington (11/23)** Added a tackle on defense.
- vs. Seattle (11/30)** Saw action on special teams.
- vs. Philadelphia (12/10)** Played on defense and special teams.
- at Buffalo (12/17)** Notched two tackles on defense.
- at Miami (12/24)** Saw time on special teams.

97 Osa Odighizuwa, DT

Games/Starts: 2023-15/15 Career-48/44
Playoffs: 2022-2/2 Career-3/2

	Tackles			Sks/ Yds	Tkl/ Loss	QB Prs	PBU	FF-FFR
	Solo	Asst	Tot					
Last Game.....	0	1	1			1		
2023.....	23	27	50	3.0(-18)	6(-21)	30		
Career.....	67	57	124	9.0(-65)	14(-44)	58		1-0

- Served as the defensive captain in Week 2.
- at N.Y. Giants (9/10)** Started the season opener and tallied a career-high 2.0 sacks - his first career game with 2.0-or-more sacks - along with four tackles and three quarterback pressures. His sacks contributed to a team seven sacks, second-most in a season opener in team history, trailing only the nine against Pittsburgh (9/4/94). Part of a defense whose 40-0 victory marked the largest shutout in Cowboys history and the largest shutout in a NFL season opener since 1999 when Pittsburgh defeated Cleveland 43-0.
- vs. N.Y. Jets (9/17)** Tallied two tackles, a sack and a hurry.
- at Arizona (9/24)** Contributed four tackles and a tackle for loss.
- vs. New England (10/1)** Added four stops.
- at San Francisco (10/8)** Logged four tackles and three hurries.
- at LA Chargers (10/16)** Set a career-high with seven tackles along with five quarterback pressures and a tackle for loss.
- vs. LA Rams (10/29)** Made three tackles to reach 100 for his career along with three quarterback pressures.
- at Philadelphia (11/5)** Totaled four stops and two hurries.
- vs. N.Y. Giants (11/12)** Notched a tackle, a tackle for loss and a hurry.
- at Carolina (11/19)** Added three pressures.
- vs. Washington (11/23)** Posted five tackles, a tackle for loss and a career-best six quarterback pressures.
- vs. Seattle (11/30)** Collected six tackles, a tackle for loss and a hurry.
- vs. Philadelphia (12/10)** Had a tackle, a tackle for loss and a hurry.
- at Buffalo (12/17)** Assisted on four tackles.
- at Miami (12/24)** Added a tackle and a hurry.

11 Micah Parsons, LB

Games/Starts: 2023-15/15 Career-48/48
Playoffs: 2022-2/2 Career-3/3

	Tackles			Sks/ Yds	Tkl/ Loss	QB Prs	PBU	FF-FFR
	Solo	Asst	Tot					
Last Game.....	2	5	7	0.5(-5)	1(-1)	7		
2023.....	19	27	46	13.0(-107)	5(-10)	86	2	1-1
Career.....	105	59	164	39.5(-316)	22(-55)	196	8	7-4

	Interceptions					Fumble Recoveries				
	No.	Yds.	Avg.	Lg	TD	No.	Yds.	Avg.	Lg	TD
Last Game.....										
2023.....						1	0	0.0	0	0
Career.....						3	36	12.0	36t	1

- Served as the defensive captain in Week 6.
- Earned NFC Defensive Player of the Month (September) for the first time of his career, and joined Sean Lee as the only Cowboys linebackers to win the award. Finished the month of September with 10 tackles, 4.0 sacks, 15 quarterback hurries, a pass breakup, a forced fumble and a fumble recovery.
- Named NFC Defensive Player of the Week (Week 2) for the third time of his career after tallying 2.0 sacks, three tackles - two for loss - six quarterback hurries, a pass breakup, a forced fumble and a fumble recovery against the Jets.
- at N.Y. Giants (9/10)** Started at defensive end and posted two tackles, a sack and six quarterback pressures. His sack gave him 27.5 for his career - tied with Joey Bosa for the 10th-most in NFL history through a player's first 34 career games. Contributed to a team seven sacks, second-most in a season opener in team history. Part of a defense whose 40-0 victory marked the largest shutout in Cowboys history and the largest shutout in a NFL season opener since 1999 when Pittsburgh defeated Cleveland 43-0.
- vs. N.Y. Jets (9/17)** Compiled three tackles, two tackles for loss, 2.0 sacks, six quarterback hurries, a pass breakup, a forced fumble and a fumble recovery. His 10 career games with 2.0-or-more sacks tied Aldon Smith and Shawne Merriman for the most 2.0-sack games in a NFL player's first 35 career games. In total, his 29.5 career sacks are the eighth-most through a NFL player's first 35 career games, and he is the first player with 29.5 sacks through his first 35 games since Myles Garrett (30.5).
- at Arizona (9/24)** Posted five stops, a sack and three hurries. It was his third straight game with a sack, and he became the fifth Cowboy - sixth instance - to start the season with a three-game sack streak, joining DeMarcus Ware (2008 and 2011), Anthony Spencer (2011), DeMarcus Lawrence (2017) and Jason Hatcher (2013). Became the eighth NFL player - first Cowboy - since 1982 to surpass 30.0 sacks in his first 36 career games.
- vs. New England (10/1)** Notched a career-high nine quarterback pressures, two tackles and a tackle for loss.
- at San Francisco (10/8)** Logged six stops and two hurries.
- at LA Chargers (10/16)** Added a sack, eight hurries and a tackle.
- vs. LA Rams (10/29)** Tallied a tackle, a tackle for loss, a sack, seven hurries and a pass breakup.
- at Philadelphia (11/5)** Totaled a season-high seven tackles, 1.5 sacks and four hurries. It was his 11th career multi-sack game - most by any Cowboy in their first three seasons. It was his third straight game with a sack - his second such streak this season.
- vs. N.Y. Giants (11/12)** Contributed five quarterback pressures.
- at Carolina (11/19)** Posted four tackles, a career-high tying 2.5 sacks and eight quarterback pressures. The last Cowboy with more sacks in a game was DeMarcus Lawrence's 3.0 sacks in 2022 at the N.Y. Giants (9/26). Now has 10.0 sacks in 2023 and is the first player in franchise history with 10.0 sacks in each of his first three seasons. He is also the ninth NFL player since 1982 with 10-or-more sacks in each of his first three seasons - first since Shawne Merriman (2005-07). It marked his 12th career multi-sack game, tied with Merriman for the fourth-most multi-sack games through the first three seasons of an NFL career, since 1982. With 2.0 sacks in the first quarter, became the sixth Cowboy since 1982 with 2.0 sacks in the opening 15 minutes of a game. The last Cowboys player with 2.0 sacks in the opening quarter was Aldon Smith in 2020 against Seattle (9/27). His 36.5 career sacks are the seventh-most sacks in an NFL player's first 43 career games since sacks became official in 1982.

Micah Parsons, cont.

vs. Washington (11/23) Collected two tackles, 1.5 sacks and seven quarterback pressures. Recorded his 13th career multi-sack game, passing Merriman for the fourth-most multi-sack games through the first three seasons of an NFL career since 1982. Has 11.5 sacks in 2023 and is the third player since 1982 with 11.0 sacks in each of his first three seasons, joining Reggie White and Dwight Freeney.

vs. Seattle (11/30) Provided two tackles and six hurries.

vs. Philadelphia (12/10) Logged two stops, a sack and four hurries. Reached 12.5 sacks on the season and joined Reggie White (1985-87) as the only two players since 1982 with at least 12.0 sacks in each of their first three seasons.

at Buffalo (12/17) Posted two tackles and five hurries.

at Miami (12/24) Recorded a season-high tying seven tackles along with a tackle for loss, a half sack and seven quarterback pressures. His half sack gave him 13.0 sacks in 2023, joining Reggie White as the only two NFL players since 1982 with at least 13.0 sacks in each of their first three seasons.

20 Tony Pollard, RB

Games/Starts: 2023-15/15 Career 77/21
Playoffs: 2022-2/0 Career-3/0

	Rushing					Receiving				
	Att.	Yds.	Avg.	Lg	TD	Rec.	Yds.	Avg.	Lg	TD
Last Game.....	12	38	3.2	7	0	1	5	5.0	5	0
2023.....	219	886	4.0	31	5	52	295	5.7	60	0
Career.....	729	3,502	4.8	58t	22	173	1,303	7.5	68t	5

	Kickoff Returns				
	No.	Yds.	Avg.	Lg	TD
Career.....	63	1,500	23.8	100t	1

	Special Teams							
	Solo	Asst	- Tot	FF	FR	BP	BFG	BXP
Career.....	7	0	- 7					

- Served as the offensive captain in Week 1.
- at N.Y. Giants (9/10)** Opened the season as the starting running back and rushed for 70 yards on 14 carries (5.0 avg.) and totaled two touchdowns on the ground, his fourth career game with multiple rushing touchdowns. Also became the 10th player in team history to rush for multiple touchdowns in a season opener, and the first since Marion Barber in 2008 (at Cleveland, 9/7).
- vs. N.Y. Jets (9/17)** Tallied a career-high 25 carries for 72 yards and caught seven passes for 37 yards for a career-high 32 total touches. Became the first Cowboys running back to carry the ball 25 times in a game since Ezekiel Elliott had 28 rushes at the N.Y. Jets (10/13/19). Totaled 109 scrimmage yards, his 13th career game with 100 scrimmage yards.
- at Arizona (9/24)** Carried the ball 23 times for 122 yards (5.3 avg.) - third-most rushing yards in a game of his career. It also marked his seventh career 100-yard rushing game and his first since he had 115 yards at Green Bay (11/13/22). Part of a rushing attack that accumulated a season-high 185 rushing yards and 12 rushing first downs - tied for the most rushing first downs in a game since Head Coach Mike McCarthy arrived in 2020 - against Carolina (10/3/21) and at Minnesota (11/20/22). Also had three receptions for -1 yard to tally 121 scrimmage yards, his 14th career game with 100 scrimmage yards.
- vs. New England (10/1)** Added 47 yards on 11 rushes and 13 yards on three catches.
- at San Francisco (10/8)** Rushed eight times for 29 yards and caught four passes for 35 yards, including a season-long catch of 26 yards.
- at LA Chargers (10/16)** Finished with 110 scrimmage yards (30 rushing; 80 receiving), his third game this season - 15th of his career - with 100-plus scrimmage yards. Had a 60-yard reception - second-longest catch of his career - as part of his six receptions (tied the second-most in his career) for 80 receiving yards (second).
- vs. LA Rams (10/29)** Tallied 53 yards on 12 rushes and two yards on one reception. Became the 12th player in franchise history to reach 3,000 career rushing yards (3,039).
- at Philadelphia (11/5)** Ran 12 times for 51 yards and caught three passes for 12 yards.
- vs. N.Y. Giants (11/12)** Totaled 55 yards on 15 carries. Part of an offense that produced two rushers over 50 rushing yards (Pollard - 55; Rico Dowdle - 79) and multiple receivers over 150 receiving yards (Brandin Cooks - 173; CeeDee Lamb - 151) for the first time in franchise history.
- at Carolina (11/19)** Had 12 carries for 61 yards (5.1 avg.) with a touchdown, his third touchdown in 2023 and 20th career rushing score. Averaged 5.1 yards-per-carry, his second-highest rushing average this season, trailing 5.3 yards-per-carry at Arizona (9/24).

vs. Washington (11/23) Recorded 13 carries for 79 yards (6.1 avg.) and a touchdown while catching six passes for 24 yards, his fourth game with 100 scrimmage yards in 2023 and 16 for his career. His 6.1 yards-per-carry were a season-high and his most since a 7.6 rushing average against Indianapolis (12/4) in 2022.

vs. Seattle (11/30) Had 20 carries for 68 yards and a touchdown. Has now rushed for a touchdown in three consecutive games, a career-long touchdown streak.

vs. Philadelphia (12/10) Totaled 59 rushing yards and seven receptions for 37 receiving yards, giving him 96 scrimmage yards. His seven receptions tied a career-best that he set against the N.Y. Jets in Week 2 (9/17).

at Buffalo (12/17) Registered 52 rushing yards on 11 carries (4.7 avg.) and two receptions for five yards. Has recorded at least 50 scrimmage yards in all 14 games this season, joining Christian McCaffrey as the only two players in the NFL in 2023 with at least 50 scrimmage yards in every game. Became the 10th running back - 18th instance - in franchise history to top 50 receptions (51) in a single season.

at Miami (12/24) Ran 12 times for 38 yards and caught one pass for five yards.

4 Dak Prescott, QB

Games/Starts: 2023-15/15 Career-112/112
Playoffs: 2022-2/2 Career-6/6

	Passing									
	Att	Com	Yds	Pct	Yds/Att	TD	Int	Lng	Sk/Yds	Rtng
Last Game.....	32	20	253	62.5	7.9	2	0	49t	4/11	107.9
2023.....	516	353	3,892	68.4	7.5	30	7	60	36/233	104.2
Career.....	3,799	2,538	28,835	66.8	7.6	196	72	90t	232/1,395	98.7

	Rushing					Receiving				
	Att.	Yds.	Avg.	Lg	TD	Rec.	Yds.	Avg.	Lg	TD
Last Game.....	5	25	5.0	22	0					
2023.....	53	237	4.5	22	2					
Career.....	405	1,879	4.6	42	28	1	11	11.0	11t	1

- Named NFC Offensive Player of the Month (November) after throwing for 1,298 yards (most in the NFC), 13 touchdowns (most in the NFL), a 121.7 quarterback rating and a 3-1 record during that time. Earned his first career NFC POTM award, and became the third Cowboys quarterback (Troy Aikman, Tony Romo four times) to do so.
- Served as the offensive captain in Week 5.
- at N.Y. Giants (9/10)** Opened the season 13-of-24 (54.2%) for 143 yards with no touchdowns and no interceptions. Also added one rush for six yards. Won his 11th consecutive start against the New York Giants, tying Roger Staubach with the longest win streak against the Giants since 1950. Also improved his career record against the NFC East to 28-7, and in total, his 62 career wins tied Danny White for the fourth-most wins among Cowboys quarterbacks. Eclipsed 25,000 career passing yards (25,086), joining Aaron Rodgers as the only two players in NFL history to amass 25,000 passing yards and 1,500 rushing yards in their first 100 career games.
- vs. N.Y. Jets (9/17)** Completed 31-of-38 passes (81.6%) for 255 yards, two touchdowns and no interceptions. Has now thrown a touchdown pass against 30 of the 31 opposing NFL teams. Also totaled a 112.2 passer rating, his 51st career game with a passer rating of 100.0-or-better. His 81.6 completion percentage was the sixth-highest of his career and his highest completion rate since last season at Minnesota (11/20 88.0%). Was his 63rd career win as the starting quarterback to break a tie with Danny White (62) for the fourth-most all-time wins among Cowboys quarterbacks.
- at Arizona (9/24)** Played and started in his 100th career game as he passed for 249 yards with one touchdown and an interception on 25-of-40 passes (62.5%). With 25 completions, he (2,254) surpassed Jared Goff and Matt Ryan for the third-most completions in a player's first 100 career games, and his 25,590 career passing yards are the eighth-most passing yards by a player in his first 100 career games in NFL history.
- vs. New England (10/1)** Connected on 28-of-34 passes for 261 yards with one touchdown and no interceptions. His 82.4 completion percentage was a season-high and the sixth-highest of his career. Also finished with a 108.5 passer rating, his second game this season with a 100.0 rating and the 52nd of his career, which is the second-most 100.0 rating games in a NFL quarterback's first eight seasons (Russell Wilson, 65).
- at San Francisco (10/8)** Held to 153 yards on 14-of-24 passes with one touchdown and three interceptions. Also rushed once for two yards.

Dak Prescott, cont.

at LA Chargers (10/16) Threw for 272 yards - including a season-long pass of 60 yards - on 21-of-30 passes with one touchdown. Also led the team with a season-high 40 yards on seven carries and a touchdown. His rushing touchdown was an 18-yard rush that marked the longest rushing score of his career and the longest by a Cowboys quarterback since Jon Kitna had a 29-yard touchdown run in 2010 against Detroit (11/21). It also marked his 27th career rushing score and his first since 2022 against Chicago (10/30). His 40 rushing yards were the sixth-most in a game of his career, and his seven rushing attempts were the most since 2021 at Washington (12/12). After throwing a touchdown, he has now thrown a touchdown against all 31 NFL opponents. Improved his career record to 5-1 on Monday Night Football. Orchestrated a 14-play, 54-yard drive that resulted in a field goal to take a 20-17 lead in the fourth quarter. Dallas held on to win, giving him his 20th game-winning drive, tied with Ben Roethlisberger and Ryan Tannehill for the fifth-most game-winning drives since 2016, and his 20 game-winning drives are second in team history behind Romo (24). His 9.07 yards-per-attempt was his highest mark of the season and the most since averaging 9.91 yards-per-attempt in 2022 against Philadelphia (12/24).

vs. LA Rams (10/29) Completed 25-of-31 passes for 304 yards, four touchdowns and one interception. His four passing touchdowns marked his eighth career game with four scores through the air, tying White for second in Cowboys history, and it was the first time he accomplished this feat since throwing four touchdowns in the season finale at Philadelphia (1/8/22). His 80.6% completion rate was his third game of the season with a completion percentage of 80.0%-or-higher, most in the NFL. Now has six career games with 300 yards and four passing touchdowns, tied with Romo for the most such games in team history. It was his first 300-yard passing performance of the season and the 22nd of his career, second in team history behind Romo (46). His 133.7 passer rating was his highest rating of the season and the highest since a 139.3 passer rating at Minnesota (11/20/22). His 9.81 yards-per-attempt was his highest mark of the season.

at Philadelphia (11/5) Connected on 29-of-44 passes for a season-high 374 yards and three touchdowns. His 374 passing yards were his most in a non-overtime game since throwing for 403 yards at Tampa Bay (9/9/21). Has seven touchdown passes in the last two games, the most touchdowns in a two-game span since he threw eight scores in the last two games of the 2021 season (against Arizona, 1/2/22 and at Philadelphia, 1/8/22). It was his 32nd career game with three-or-more touchdowns, and he has recorded three-or-more touchdown passes in four straight games against Philadelphia. With a 115.2 passer rating, he has recorded a 100.0 passer rating-or-better in three consecutive games, the first time since in 2021 (against Washington, 12/26 - at Philadelphia, 1/8/22). Recorded his 55th career game with a 100.0 passer rating-or-better, second in Cowboys history behind Romo (67).

vs. N.Y. Giants (11/12) Threw for a season-high 404 yards on 26-of-35 passes (74.3%) with four touchdowns to one interception. Also rushed twice for 17 yards and a score. Notched his 10th career 400-yard game, tied with Dan Marino and Patrick Mahomes for the most 400-yard passing games in a player's first eight seasons. His 10 400-yard games are also the most in franchise history. Was his first 400-yard passing game since a 445-yard performance in 2021 at New England (10/17). In his last three games, he has completed 72.7% of his passes for 1,082 yards and 11 touchdowns to become the 11th player since the NFL merger to pass for at least 1,000 yards, 10-plus touchdowns, complete at least 70% of his passes and throw two-or-fewer interceptions in a three-game span. Has thrown for 300 yards and three touchdowns in three consecutive games to establish a franchise record. His 138.3 passer rating was a season-high, and he has recorded a 100.0 rating-or-better in four consecutive games. The last time he had a 100.0 rating in four straight games was in 2021. Was his 33rd career game with three-or-more touchdown passes, tying Brett Favre for the fourth-most such games by a player in his first eight seasons in NFL history. Has now won his last 12 starts against the Giants, passing Staubach for the longest win streak by any NFL quarterback against the Giants since 1950. Was his third career game with 400 passing yards and four touchdowns, a franchise record and tied for the eighth-most such games in NFL history.

at Carolina (11/19) On 25-of-38 passes, threw for 189 yards and two touchdowns. Also rushed twice for six yards. Was his 57th career multi-passing touchdown game, and has thrown for two-or-more touchdowns in four consecutive games.

vs. Washington (11/23) Connected on 22-of-32 passes for 331 yards and four touchdowns, his eighth career game with 300 passing yards and four touchdowns, the most by a Cowboys quarterback all-time. It was his 10th career game with four-plus passing touchdowns, tying Romo for the most in franchise history. Now has 1,985

career passing yards on Thanksgiving Day - fourth in NFL history on the holiday. It was his 34th career game with three-or-more touchdown passes, passing Brett Favre for the fourth-most such games by a player in his first eight seasons in NFL history. Notched his fourth 300-yard passing game in 2023 and the 25th of his career, second in franchise history behind Romo (46). His 142.1 passer rating was a season-high and the highest since his 151.8 rating in the 2021 season finale at Philadelphia (1/8/22). Improved to 30-8 in his career against NFC East foes, the second-most wins against his division since 2016. Only Tom Brady, with 31 victories against his division, has more. Upped his career record as the Dallas Cowboys starting quarterback to 69-39, as his 69 wins passed Aaron Rodgers for the third-most by any quarterback since 2016, trailing Brady (79) and Mahomes (71). Had five completions of 25-plus yards, the second-most this season behind his eight 25-plus yard completions against the N.Y. Giants (11/12).

vs. Seattle (11/30) Completed 29-of-41 passes for 299 yards and three touchdowns. Engineered a seven-play, 54-yard touchdown drive to give the Cowboys a 38-35 lead with 4:37 left in the game. It was his 21st career game-winning drive, second in franchise history and the fifth-most by any quarterback since he was drafted in 2016. Dating back to Dallas' last home game in 2022 (against Philadelphia, 12/24), has recorded at least 250 passing yards and a passer rating of 100-or-higher in seven consecutive home games. Is only the second player in NFL history to reach those marks in seven consecutive home games, joining Favre (1995-96). Now has 35 career games with three-or-more passing touchdowns, second in franchise history. Has thrown multiple touchdowns in six consecutive games, tied for the second-longest streak in Cowboys history and tied his career-long streak that he set in 2021 (against Philadelphia, 9/27 - against Atlanta, 11/14). Recorded a 115.8 passer rating, his eighth game with a 100.0 rating-or-better in 2023, most in the NFL.

vs. Philadelphia (12/10) Passed for 271 yards and two touchdowns on 24-of-39 passes (61.5%). Has thrown multiple touchdowns in seven consecutive games, a career-long streak and tied with Romo for the longest multi-passing touchdown streak in Cowboys history. It is also the longest active multi-passing touchdown streak in the NFL. With a 99.4 passer rating tonight, now has a 122.5 passer rating at home in 2023, highest in the NFL. With the win, improved to 31-8 in his career against the NFC East, tied with Brady for the most wins against his own division since 2016.

at Buffalo (12/17) Completed 21-of-34 passes (61.8%) for 134 yards and an interception. Before throwing an interception in the fourth quarter, went 199 consecutive pass attempts without an interception, the third-longest streak in franchise history. Also rushed four times for 27 yards and has 212 rushing yards in 2023, his highest rushing output since 2019 (277).

at Miami (12/24) Connected on 20-of-32 passes (62.5%) for 253 yards and two touchdowns. Also ran five times for 25 yards. Finished with a 107.5 passer rating, his ninth game with a 100.0 rating-or-better in 2023, tied with Brock Purdy for most in the NFL in 2023. Now has 61 career multi-touchdown games, second in team history. Reached 30 passing touchdowns in 2023, the third time in his career with at least 30 passing touchdowns in a season (2019 and 2021). His 22-yard run in the fourth quarter was his longest since a 25-yard rush in 2022 against Chicago (10/30).

27 Sheldrick Redwine, DB

Games/Starts: 2023-1/0 Career-31/8
Playoffs: 2022-0/0 Career-0/0

	Tackles			Sks/ Yds	Tk/ Loss	QB Prs	PBU	FF-FR
	Solo	Asst	Tot					
Last Game.....								
2023.....								
Career.....	42	19	61	0.5(-6)		1	3	

	Special Teams			FF	FR	BP	BFG	BXP
	Solo	Asst	Tot					
Last Game.....								
2023.....								
Career.....	10	6	16					

vs. Washington (11/23) Elevated from the practice squad to make his Cowboys debut on defense and special teams.

76 Asim Richards, T

Games/Starts: 2023-7/0 Career-7/0

at N.Y. Giants (9/10) Made his NFL debut late in the second half on offense.
vs. N.Y. Jets (9/17) Played on offense and special teams.
at Arizona (9/24) Saw time on special teams.

Asim Richards, cont.

vs. New England (10/1) Played on offense and special teams. at San Francisco (10/8) and at LA Chargers (10/16) Inactive. vs. LA Rams (10/29) Played on offense and special teams. Was called into action at left tackle early in the fourth quarter after Chuma Edoga left the game due to injury (ankle). at Philadelphia (11/5) Played on special teams. vs. N.Y. Giants (11/12), at Carolina (11/19), vs. Washington (11/23), vs. Seattle (11/30), vs. Philadelphia (12/10) and at Buffalo (12/17) Inactive. at Miami (12/24) Played on special teams.

10 Cooper Rush, QB

Games/Starts: 2023-6/0 Career-25/6
Playoffs: 2022-0/0 Career-0/0

Last Game	Att	Com	Yds	Passing			Lng	Sk/Yds	Rtng
				Pct	Yds/Att	TD			
2023	20	15	114	75.0	5.7	0	1	29	1/8 67.5
Career	232	140	1,589	60.3	6.8	8	5	73t	11/76 83.4

Last Game	Rushing				Receiving					
	Att	Yds	Avg	Lg	TD	Rec	Yds	Avg	Lg	TD
2023	12	-5	-0.4	6	0					
Career	32	6	0.2	15	0					

• Served as the offensive captain in Week 16.
at N.Y. Giants (9/10) Entered the game in the fourth quarter with the score well in hand and attempted one pass that was incomplete.
vs. N.Y. Jets (9/17) and at Arizona (9/24) Did not play.
vs. New England (10/1) Saw action at quarterback late in the fourth quarter and completed both of his passes for 20 yards and lost two yards on three carries.
at San Francisco (10/8) Played in the fourth quarter and completed both passes for eight yards and rushed once for a loss of two yards.
at LA Chargers (10/16) Did not play.
vs. LA Rams (10/29) Entered the game in the fourth quarter and connected on two-of-three passes for three yards. Also lost three yards on three kneeldowns.
at Philadelphia (11/5) Did not play.
vs. N.Y. Giants (11/12) Played in the fourth quarter and threw for 68 yards on seven-of-nine passes and an interception. Also rushed twice for five yards.
at Carolina (11/19) Appeared in his 25th career game late in the fourth quarter and was two-of-three on his throws for 15 yards. Also lost three yards on three kneeldowns to end the game.
vs. Washington (11/23), vs. Seattle (11/30), vs. Philadelphia (12/10), at Buffalo (12/17) and at Miami (12/24) Did not play.

86 Luke Schoonmaker, TE

Games/Starts: 2023-15/0 Career-15/0

Last Game	Receiving				
	Rec	Yds	Avg	Lg	TD
2023	1	4	4.0	4	0
2023	8	65	8.1	18t	2

Last Game	Special Teams							
	Solo	Asst	Tot	FF	FR	BP	BFG	BXP
2023	1	0	1					
2023	2	0	2					

at N.Y. Giants (9/10) Made his NFL debut on offense and special teams.
vs. N.Y. Jets (9/17) Scored his first career touchdown on his first career reception - a one-yard catch in the second quarter. Became the fifth Cowboy since 1990 to score on his first career catch, joining Tony Curtis (2007), Ventell Bryant (2019), Dak Prescott (2020) and Terence Steele (2021).
at Arizona (9/24), vs. New England (10/1), at San Francisco (10/8) and at LA Chargers (10/16) Saw time on offense and special teams.
vs. LA Rams (10/29) Caught one pass for 13 yards.
at Philadelphia (11/5) Made one reception for zero yards.
vs. N.Y. Giants (11/12) Played on offense and special teams.
at Carolina (11/19) Reeled in two receptions for 23 yards, including an 18-yard touchdown pass in the first quarter, his second touchdown reception in 2023. Became the eighth rookie tight end in franchise history with two receiving touchdowns in a season.
vs. Washington (11/23) and vs. Seattle (11/30) Hauled in a 12-yard pass.
vs. Philadelphia (12/10) Played on offense and special teams where he made his first career special teams tackle.

at Buffalo (12/17) Saw time on offense and special teams.
at Miami (12/24) Had one catch for four yards on offense and a tackle on special teams.

37 Eric Scott, CB

Games/Starts: 2023-0/0 Career-0/0

Last Game	Tackles			Sks/ Yds	TK/ Loss	QB Prs	PBU	FF-FR
	Solo	Asst	Tot					
2023								INACTIVE

at N.Y. Giants (9/10), vs. N.Y. Jets (9/17), at Arizona (9/24), vs. New England (10/1), at San Francisco (10/8), at LA Chargers (10/16), vs. LA Rams (10/29), at Philadelphia (11/5) and vs. N.Y. Giants (11/12), at Carolina (11/19), vs. Washington (11/23), vs. Seattle (11/30), vs. Philadelphia (12/10), at Buffalo (12/17) and at Miami (12/24) Inactive.

44 Trent Sieg, LS

Games/Starts: 2023-15/0 Career-95/0
Playoffs: 2022-0/0 Career-1/0

Last Game	Special Teams							
	Solo	Asst	Tot	FF	FR	BP	BFG	BXP
2023	1	1	2					
Career	3	3	6					

• Served as the special teams captain in Weeks 8 and 16.
at N.Y. Giants (9/10) Made his Cowboys debut while contributing clean snaps on five extra points, three punts and two field goals.
vs. N.Y. Jets (9/17) Snapped cleanly on five field goals, three punts and an extra point.
at Arizona (9/24) Provided clean snaps for three field goals, two punts and an extra point.
vs. New England (10/1) Cleanly snapped on three field goals, three extra points, two punts and a successful two-point conversion on a fake PAT.
at San Francisco (10/8) Made his first special teams tackle of the season along with clean snaps on five punts, a field goal and an extra point.
at LA Chargers (10/16) Snapped cleanly on four punts, two field goals and two extra points.
vs. LA Rams (10/29) Provided clean snaps on five PATs, two field goals and two punts.
at Philadelphia (11/5) Added clean snaps on two punts, two extra points and a field goal.
vs. N.Y. Giants (11/12) Cleanly snapped on a season-high seven extra points and two punts.
at Carolina (11/19) Successfully snapped cleanly on four extra points, three punts and two field goals.
vs. Washington (11/23) Had clean snaps on five extra points, three punts and a field goal while also adding a special teams tackle.
vs. Seattle (11/30) Made clean snaps on four field goals and three PATs.
vs. Philadelphia (12/10) Tallied clean snaps on four field goals, three PATs and a punt. Part of a battery that helped Brandon Aubrey successfully make an NFL record two field goals of 59 yards-or-longer in the same game, including a 60-yarder yarder in the first quarter that served as the first successful 60-plus yard field goal in a first quarter in league history.
at Buffalo (12/17) Posted clean snaps on five punts, one field goal and an extra point.
at Miami (12/24) Successfully snapped cleanly on three punts, two field goals and two extra points.

58 Mazi Smith, DT

Games/Starts: 2023-15/2 Career-15/2

Last Game	Tackles			Sks/ Yds	TK/ Loss	QB Prs	PBU	FF-FR
	Solo	Asst	Tot					
2023	1	0	1					
2023	8	7	15	1.0(-9)	2(-5)	5		

at N.Y. Giants (9/10) In his NFL debut, posted two tackles, a tackle for loss and a quarterback pressure - the first stats of his career. Part of a defense whose 40-0 victory marked the largest shutout in Cowboys history and the largest shutout in a NFL season opener since 1999 when Pittsburgh defeated Cleveland 43-0.
vs. N.Y. Jets (9/17) Played on the defensive line.
at Arizona (9/24) and vs. New England (10/1) Assisted on a tackle.
at San Francisco (10/8) Added a tackle.

Mazi Smith, cont.

- at **LA Chargers (10/16)** Assisted on a tackle.
- vs. **LA Rams (10/29)** Made one stop.
- at **Philadelphia (11/5)** Saw time on defense.
- vs. **N.Y. Giants (11/12)** Logged a season-best three tackles, a tackle for loss and a quarterback pressure.
- at **Carolina (11/19)** Notched a tackle and a season-high two hurries.
- vs. **Washington (11/23)** Posted two tackles and a hurry.
- vs. **Seattle (11/30)** and vs. **Philadelphia (12/10)** Part of the defensive line rotation.
- at **Buffalo (12/17)** In his first career start, logged his first career sack of Josh Allen along with a tackle.
- at **Miami (12/24)** Made his second straight start and had a tackle.

73 Tyler Smith, G/T

Games/Starts: 2023-13/13 Career-30/30
Playoffs: 2022-2/2 Career-2/2

- Served as the offensive captain in Week 10.
- at **N.Y. Giants (9/10)** and vs. **N.Y. Jets (9/17)** Inactive/Injured-Hamstring.
- at **Arizona (9/24)** Made his season debut at left guard and blocked for an offense that accumulated a season-high 416 total net yards and 185 rushing yards. The offense also notched 26 first downs, including a season-best 12 rushing first downs that tied the most rushing first downs in a game since Head Coach Mike McCarthy arrived in 2020 - against Carolina (10/3/21) and at Minnesota (11/20/22).
- vs. **New England (10/1)** Assisted the offense in compiling four drives of 10-plus plays, giving the Dallas offense a league-leading 16 on the season. On the day, the offense racked up 377 total net yards and 22 first downs, while holding the ball for 35:09.
- at **San Francisco (10/8)** The offense was limited to 197 total net yards, eight first downs and a 22:55 time of possession mark.
- at **LA Chargers (10/16)** Helped an offense that posted 342 total net yards, a season-high 272 passing yards and 20 first downs.
- vs. **LA Rams (10/29)** The team exploded for a season-high 43 points and 285 passing yards as part of 387 total net yards and 24 first downs. Behind the line's protection, Prescott threw for 304 yards and a season-best four touchdowns.
- at **Philadelphia (11/5)** Helped block for an offense that accumulated a season-high 333 net passing yards and 406 total net yards (second-most this season). Prescott amassed a season-high 374 yards along with three touchdowns in the air behind the line's blocking.
- vs. **N.Y. Giants (11/12)** In a historic performance, the offense produced 640 total net yards behind the guidance of the offensive line, the second-most yards gained in a single game in franchise history behind a 652-yard performance in 1966 against Philadelphia (10/9). The unit also tallied a season-best 472 net passing yards - second-most in a single game in franchise history - and 32 first downs - tied for the third-most in a single game in team history. For the first time in franchise history, the offense had two rushers over 50 rushing yards (Tony Pollard - 55; Rico Dowdle - 79) and multiple receivers over 150 receiving yards (Brandin Cooks - 173; and CeeDee Lamb - 151). The line did not allow a sack of a Cowboys quarterback for the second time this season as Prescott passed for a season-best 404 yards on 35 attempts and backup Cooper Rush threw for 68 yards on nine attempts.
- at **Carolina (11/19)** Played and started in his 25th career game and provided blocking for an offense that totaled 311 net yards, 23 first downs and 107 rushing yards, including a season-high tying four runs of 10-plus yards. The line did not allow a sack for the second straight game, the first time they haven't allowed sacks in back-to-back games since last season (at Minnesota, 11/20 - against N.Y. Giants, 11/24).
- vs. **Washington (11/23)** The offense logged 431 total net yards (second-most of the season) and 21 first downs. Held a clean pocket for Prescott to pass for 331 yards and four touchdowns while not allowing a sack on 33 dropbacks - the fourth game this season the line did not allow a sack.
- vs. **Seattle (11/30)** Part of an offense that rolled up 41 points, 411 total net yards and 33 first downs - tied for the second-most in a game in franchise history.
- vs. **Philadelphia (12/10)** Helped the offense compile 394 total net yards, 24 first downs and control the clock for 36:36. The unit scored on every possession in the first half, tallying three touchdowns and a field goal on four drives. It was the first time in 2023 Dallas scored on every first half drive and the first time since scoring on all five first half drives at Minnesota (11/20/22).
- at **Buffalo (12/17)** Part of an offense that was limited to a season-low 195 total net yards.
- at **Miami (12/24)** The offense tallied 339 total net yards, 19 first downs and a 31:02 time of possession mark behind the blocking of the offensive line. The unit recorded a 17-play, 69-yard drive to take the lead in the fourth quarter to mark the longest touchdown drive of the season.

77 Tyron Smith, T

Games/Starts: 2023-11/11 Career-159/159
Playoffs: 2022-2/2 Career-8/8

- Served as the offensive captain in Week 3.
- at **N.Y. Giants (9/10)** Started the season opener at left tackle and blocked for an offense that generated 265 total net yards, including 122 yards on the ground highlighted by 70 yards and two rushing scores by Tony Pollard. The offensive line also did not allow a sack of Dak Prescott during 24 dropbacks as he passed for 143 yards.
- vs. **N.Y. Jets (9/17)** Played and started in his 150th career game. Part of an offense that commanded the time of possession with a mark of 42:15, the second-highest amount for a non-overtime, regular season game in franchise history. Collectively, the offense compiled 382 total net yards and 26 first downs.
- at **Arizona (9/24)** Active but did not play (knee).
- vs. **New England (10/1)** Inactive/Injured-Knee.
- at **San Francisco (10/8)** Returned to start at left tackle as the offense, behind the offensive line, was limited to 197 total net yards, eight first downs and a 22:55 time of possession mark.
- at **LA Chargers (10/16)** Helped an offense that posted 342 total net yards, a season-high 272 passing yards and 20 first downs.
- vs. **LA Rams (10/29)** Inactive/Injured-Neck.
- at **Philadelphia (11/5)** Returned to the starting lineup and helped block for an offense that accumulated a season-high 333 net passing yards and 406 total net yards (second-most this season). Prescott amassed a season-high 374 yards along with three touchdowns in the air behind the line's blocking.
- vs. **N.Y. Giants (11/12)** In a historic performance, the offense produced 640 total net yards behind the guidance of the offensive line, the second-most yards gained in a single game in franchise history behind a 652-yard performance in 1966 against Philadelphia (10/9). The unit also tallied a season-best 472 net passing yards - second-most in a single game in franchise history - and 32 first downs - tied for the third-most in a single game in team history. For the first time in franchise history, the offense had two rushers over 50 rushing yards (Tony Pollard - 55; Rico Dowdle - 79) and multiple receivers over 150 receiving yards (Brandin Cooks - 173; and CeeDee Lamb - 151). The line did not allow a sack of a Cowboys quarterback for the second time this season as Prescott passed for a season-best 404 yards on 35 attempts and backup Cooper Rush threw for 68 yards on nine attempts.
- at **Carolina (11/19)** Provided blocking for an offense that totaled 311 net yards, 23 first downs and 107 rushing yards, including a season-high tying four runs of 10-plus yards. The line did not allow a sack for the second straight game, the first time they haven't allowed sacks in back-to-back games since last season (at Minnesota, 11/20 - against N.Y. Giants, 11/24).
- vs. **Washington (11/23)** The offense logged 431 total net yards (second-most of the season) and 21 first downs. Held a clean pocket for Prescott to pass for 331 yards and four touchdowns while not allowing a sack on 33 dropbacks - the fourth game this season the line did not allow a sack.
- vs. **Seattle (11/30)** Part of an offense that rolled up 41 points, 411 total net yards and 33 first downs - tied for the second-most in a game in franchise history.
- vs. **Philadelphia (12/10)** Helped the offense compile 394 total net yards, 24 first downs and control the clock for 36:36. The unit scored on every possession in the first half, tallying three touchdowns and a field goal on four drives. It was the first time in 2023 Dallas scored on every first half drive and the first time since scoring on all five first half drives at Minnesota (11/20/22).
- at **Buffalo (12/17)** Part of an offense that was limited to a season-low 195 total net yards.
- at **Miami (12/24)** Inactive/Injured-Back.

78 Terence Steele, T

Games/Starts: 2023-15/15 Career-60/55
Playoffs: 2022-0/0 Career-1/0

- Served as the offensive captain in Week 13.
- at **N.Y. Giants (9/10)** Started the season opener at right tackle and blocked for an offense that generated 265 total net yards, including 122 yards on the ground highlighted by 70 yards and two rushing scores by Tony Pollard. The offensive line also did not allow a sack of Dak Prescott during 24 dropbacks as he passed for 143 yards.
- vs. **N.Y. Jets (9/17)** Part of an offense that commanded the time of possession with a mark of 42:15, the second-highest amount for a non-overtime, regular season game in franchise history. Collectively, the offense compiled 382 total net yards and 26 first downs.

Terence Steele, cont.

at Arizona (9/24) Blocked for an offense that accumulated a season-high 416 total net yards and 185 rushing yards. The offense also notched 26 first downs, including a season-best 12 rushing first downs that tied the most rushing first downs in a game since Head Coach Mike McCarthy arrived in 2020 - against Carolina (10/3/21) and at Minnesota (11/20/22).

vs. New England (10/1) Assisted the offense in compiling four drives of 10-plus plays, giving the Dallas offense a league-leading 16 on the season. On the day, the offense racked up 377 total net yards and 22 first downs, while holding the ball for 35:09.

at San Francisco (10/8) Played in his 50th career game as the offense, behind the offensive line, was limited to 197 total net yards, eight first downs and a 22:55 time of possession mark.

at LA Chargers (10/16) Helped an offense that posted 342 total net yards, a season-high 272 passing yards and 20 first downs.

vs. LA Rams (10/29) The team exploded for a season-high 43 points and 285 passing yards as part of 387 total net yards and 24 first downs. Behind the line's protection, Prescott threw for 304 yards and a season-best four touchdowns.

at Philadelphia (11/5) Helped block for an offense that accumulated a season-high 333 net passing yards and 406 total net yards (second-most this season). Prescott amassed a season-high 374 yards along with three touchdowns in the air behind the line's blocking.

vs. N.Y. Giants (11/12) In a historic performance, the offense produced 640 total net yards behind the guidance of the offensive line, the second-most yards gained in a single game in franchise history behind a 652-yard performance in 1966 against Philadelphia (10/9). The unit also tallied a season-best 472 net passing yards - second-most in a single game in franchise history - and 32 first downs - tied for the third-most in a single game in team history. For the first time in franchise history, the offense had two rushers over 50 rushing yards (Tony Pollard - 55; Rico Dowdle - 79) and multiple receivers over 150 receiving yards (Brandin Cooks - 173; and CeeDee Lamb - 151). The line did not allow a sack of a Cowboys quarterback for the second time this season as Prescott passed for a season-best 404 yards on 35 attempts and back-up Cooper Rush threw for 68 yards on nine attempts.

at Carolina (11/19) Started his 50th career game and provided blocking for an offense that totaled 311 net yards, 23 first downs and 107 rushing yards, including a season-high tying four runs of 10-plus yards. The line did not allow a sack for the second straight game, the first time they haven't allowed sacks in back-to-back games since last season (at Minnesota, 11/20 - against N.Y. Giants, 11/24).

vs. Washington (11/23) The offense logged 431 total net yards (second-most of the season) and 21 first downs. Held a clean pocket for Prescott to pass for 331 yards and four touchdowns while not allowing a sack on 33 dropbacks - the fourth game this season the line did not allow a sack.

vs. Seattle (11/30) Part of an offense that rolled up 41 points, 411 total net yards and 33 first downs - tied for the second-most in a game in franchise history.

vs. Philadelphia (12/10) Helped the offense compile 394 total net yards, 24 first downs and control the clock for 36:36. The unit scored on every possession in the first half, tallying three touchdowns and a field goal on four drives. It was the first time in 2023 Dallas scored on every first half drive and the first time since scoring on all five first half drives at Minnesota (11/20/22).

at Buffalo (12/17) Part of an offense that was limited to a season-low 195 total net yards.

at Miami (12/24) The offense tallied 339 total net yards, 19 first downs and a 31:02 time of possession mark behind the blocking of the offensive line. The unit recorded a 17-play, 69-yard drive to take the lead in the fourth quarter to mark the longest touchdown drive of the season.

30 Juanyeh Thomas, S

Games/Starts: 2023-14/1 Career-14/1
Playoffs: 2022-0/0 Career-0/0

Last Game	Solo	Tackles		Sks/ Yds	Tkl/ Loss	QB Prs	PBU	FF-FR
		Asst	Tot					
2023	13	6	19			1	4	
Career	13	6	19			1	4	

Last Game	Solo	Special Teams			FF	FR	BP	BFG	BXP
		Asst	Tot						
2023								1	
Career								1	

- Served as the special teams captain in Week 2.
- at N.Y. Giants (9/10)** Started his first career game when the team started in a three-safety set and logged two tackles, a quarterback pressure and a pass breakup - all the first stats of his career. Also blocked his first career field goal that was returned 58 yards for a touchdown by Noah Igbinoghene on New York's first offensive drive. Part of a defense whose 40-0 victory marked the largest shutout in Cowboys history and the largest shutout in a NFL season opener since 1999 when Pittsburgh defeated Cleveland 43-0.
- vs. N.Y. Jets (9/17)** Added a tackle on defense.
- at Arizona (9/24)** Played on special teams.
- vs. New England (10/1)** Posted two stops on defense.
- at San Francisco (10/8)** Played on defense and special teams.
- at LA Chargers (10/16)** Inactive/Injured-Hamstring.
- vs. LA Rams (10/29)** Saw time on defense and special teams.
- at Philadelphia (11/5)** Played on special teams.
- vs. N.Y. Giants (11/12)** Logged a tackle and a pass breakup on defense.
- at Carolina (11/19)** Tallied a season-best four tackles.
- vs. Washington (11/23)** Notched three tackles and a pass breakup.
- vs. Seattle (11/30)** and **vs. Philadelphia (12/10)** Saw time on defense and special teams.
- at Buffalo (12/17)** Registered a career-high six tackles along with a pass breakup.
- at Miami (12/24)** Played on defense and special teams.

18 Jalen Tolbert, WR

Games/Starts: 2023-15/5 Career-23/6
Playoffs: 2022-0/0 Career-0/0

Last Game	Rec.	Yds.	Avg.	Lg	TD
2023	19	251	13.2	45	1
Career	21	263	12.5	45	1

Last Game	Solo	Special Teams			FF	FR	BP	BFG	BXP
		Asst	Tot						
2023	2	0	2						
Career	2	0	2						

- Served as the offensive captain in Week 14.
- at N.Y. Giants (9/10)** Played on offense and special teams in the season opener, and made his first career tackle on special teams.
- vs. N.Y. Jets (9/17)** Made his second career start and caught three passes for 18 yards.
- at Arizona (9/24)** Saw time on offense and special teams.

Jalen Tolbert, cont.

vs. New England (10/1) Recorded career-highs in receptions (four), receiving yards (53) and long catch (18). Also made a tackle on special teams.
at San Francisco (10/8) Made his second start of the season - third of his career - when the offense began the game in a four wide receiver set. Also saw action on special teams.
at LA Chargers (10/16) and **vs. LA Rams (10/29)** Played on offense and special teams.
at Philadelphia (11/5) In his third start of the season, caught three passes for 49 yards - including a career-long catch of 32 yards - and his first career receiving touchdown in the fourth quarter.
vs. N.Y. Giants (11/12) Caught two passes for two yards.
at Carolina (11/19) Made two receptions for 12 yards.
vs. Washington (11/23) Collected two passes for 49 yards including a long reception of 31 yards.
vs. Seattle (11/30) Had one reception for 17 yards.
vs. Philadelphia (12/10) and **at Buffalo (12/17)** Saw action on offense and special teams.
at Miami (12/24) Hauled in two passes for 51 yards. Posted a career-long 45-yard reception in the second half that set up a Dallas field goal.

9 KaVontae Turpin, WR

Games/Starts: 2023-14/0 Career-31/0
 Playoffs: 2022-2/0 Career-2/0

	Receiving					Att.	Rushing				TD
	Rec.	Yds.	Avg.	Lg	TD		Yds.	Avg.	Lg	TD	
Last Game.....	1	4	4.0	4	0	1	4	4.0	4	0	
2023.....	12	127	10.6	34t	3	10	105	10.5	46	1	
Career.....	13	136	10.5	34t	3	13	122	9.4	46	1	

	Punt Returns					No.	Kickoff Returns				TD
	No.	Yds.	Avg.	FC	Lg		Yds.	Avg.	Lg	TD	
Last Game.....	1	2	2.0	0	2	0	9	263	29.2	63	0
2023.....	12	75	6.3	19	15	0	30	771	25.7	63	0
Career.....	41	378	9.2	45	52	0					

	Special Teams								
	Solo	Asst	-	Tot	FF	FR	BP	BFG	BXP
Career.....	1	0	-	1					

- Served as the special teams captain in Week 14.
- at N.Y. Giants (9/10)** In the season opener on offense had two receptions for 11 yards and rushed three times for 14 yards and his first career touchdown. Also returned two punts for 17 yards.
- vs. N.Y. Jets (9/17)** Caught one pass for nine yards and rushed twice for six yards on offense. Also fair caught four punts on special teams.
- at Arizona (9/24)** Had one punt return for no yards and one fair catch.
- vs. New England (10/1)** Tallied one run for 46 yards, one catch for five yards and returned two punts 13 yards. His 46-yard run in the fourth quarter was the longest of his career and the longest run from scrimmage for the Cowboys in 2023.
- at San Francisco (10/8)** Hauled in his first career receiving touchdown on a 26-yard reception in the second quarter. Also returned his first two kickoffs of the season for 33 yards and fair caught a punt before leaving the game with an ankle injury.
- at LA Chargers (10/16)** Had one punt return for 15 yards with two fair catches and one kickoff returned 21 yards.
- vs. LA Rams (10/29)** Collected one reception for 13 yards on offense, then returned two kickoffs a season-high 88 yards, including a career-high tying 63-yard return.
- at Philadelphia (11/5)** Played in his 25th career game, and caught a five-yard touchdown pass and rushed once for no gain on offense. On special teams, returned two punts 23 yards and returned a kickoff 48 yards, his second-longest kickoff return this season. Briefly left the game (ribs) in the first quarter, but returned.
- vs. N.Y. Giants (11/12)** Inactive/Injured-Shoulder.
- at Carolina (11/19)** On offense, caught two passes for 10 yards and rushed once for 13 yards. Also fair caught four punts on special teams.
- vs. Washington (11/23)** Hauled in one catch for a career-long 34-yard touchdown on offense and returned on punt five yards on special teams.
- vs. Seattle (11/30)** Made one reception for 10 yards.
- vs. Philadelphia (12/10)** Had a 22-yard rush on offense and a 30-yard kickoff return and fair caught a punt on special teams.
- at Buffalo (12/17)** Returned two kicks for 43 yards (21.5 avg.) and fair caught a punt.
- at Miami (12/24)** Caught one pass for four yards and rushed once for four yards on offense, and returned one punt two yards on special teams.

55 Leighton Vander Esch, LB

Games/Starts: 2023-5/5 Career-71/65
 Playoffs: 2022-2/2 Career-5/5

	Solo	Tackles		Sks/ Yds	Tkl/ Loss	QB Prs	PBU	FF-FR
		Asst	- Tot					
Last Game.....				RESERVE/INJURED-Neck				
2022.....	18	17	- 35	1(-2)	2			0-1
Career.....	372	185	- 557	3.5(-23)	13(-27)	18	13	3-1

	No.	Interceptions				Fumble Recoveries				TD
		Yds.	Avg.	Lg	TD	No.	Yds.	Avg.	Lg	
Last Week.....										
2023.....						1	11	11.0	11t	1
Career.....	3	63	21.0	28t	0	1	11	11.0	11t	1

	Solo	Special Teams			FR	BP	BFG	BXP
		Asst	-	Tot				
Career.....	1	2	-	3				

- Placed on Reserve/Injured on Oct. 16 with a neck injury.
- Served as the defensive captain in Week 3.
- at N.Y. Giants (9/10)** Logged six tackles and two hurries. Part of a defense whose 40-0 victory marked the largest shutout in Cowboys history and the largest shutout in a NFL season opener since 1999 when Pittsburgh defeated Cleveland 43-0.
- vs. N.Y. Jets (9/17)** Posted four stops.
- at Arizona (9/24)** Made six tackles.
- vs. New England (10/1)** Led the defense with seven tackles and returned his first career fumble 11 yards in the second quarter for his first career touchdown.
- at San Francisco (10/8)** Led the defense with a season-high 12 tackles while also making a tackle for loss - his first of the season. Left the game in the fourth quarter with a neck injury and did not return.

42 Deuce Vaughn, RB

Games/Starts: 2023-6/0 Career-6/0

	Att.	Rushing				Rec.	Receiving			TD
		Yds.	Avg.	Lg	TD		Yds.	Avg.	Lg	
Last Game.....										
2023.....	20	40	2.0	13	0	5	19	3.8	11	0

	No.	Punt Returns				No.	Kickoff Returns			TD
		Yds.	Avg.	FC	Lg		Yds.	Avg.	Lg	
Last Game.....										
2023.....	4	19	4.8	1	11	0				

- at N.Y. Giants (9/10)** Made his NFL debut on special teams and on offense, where he carried the ball six times for eight yards - his first career stats - in the fourth quarter.
- vs. N.Y. Jets (9/17)** Recorded his first career receptions - three for 16 yards - while also adding three runs for 16 yards.
- at Arizona (9/24)** Played on special teams.
- vs. New England (10/1)** Rushed eight times for nine yards and caught one pass for two yards.
- at San Francisco (10/8)** Had three carries for seven yards and caught one pass for a yard. Also recorded his first career punt return for 10 yards.
- at LA Chargers (10/16), vs. LA Rams (10/29)** and **at Philadelphia (11/5)** Inactive.
- vs. N.Y. Giants (11/12)** Lost two yards on one carry and caught one pass for 11 yards on offense. Returned a season-high three punts nine yards including a season-long return of 11 yards.
- at Carolina (11/19), vs. Washington (11/23), vs. Seattle (11/30), vs. Philadelphia (12/10), at Buffalo (12/17)** and **at Miami (12/24)** Inactive.

91 Tyrus Wheat, LB

Games/Starts: 2023-10/0 Career-10/0

	Solo	Tackles		Sks/ Yds	Tkl/ Loss	QB Prs	PBU	FF-FR
		Asst	- Tot					
Last Game.....								
2023.....	2	0	-	2				

	Solo	Special Teams			FR	BP	BFG	BXP
		Asst	-	Tot				
Last Game.....								
2023.....	0	1	-	1				

- Signed to the active roster from the practice squad on Oct. 16.

Tyrus Wheat, cont.

at LA Chargers (10/16) Made his NFL debut and notched his first career tackle on defense.
vs. LA Rams (10/29) Played on defense and special teams.
at Philadelphia (11/5) Saw time on special teams.
vs. N.Y. Giants (11/12) Played on defense and special teams.
at Carolina (11/19) Saw time on special teams.
vs. Washington (11/23) Notched a tackle on defense.
vs. Seattle (11/30) and **vs. Philadelphia (12/10)** Saw action on special teams.
at Buffalo (12/17) Played on defense and special teams where he recorded his first career special teams tackle.
at Miami (12/24) Saw time on special teams.

at LA Chargers (10/16) Logged four stops and a hurry.
vs. LA Rams (10/29) Posted six tackles.
at Philadelphia (11/5) Added three tackles.
vs. N.Y. Giants (11/12) Made four stops.
at Carolina (11/19) Tallied three tackles, a tackle for loss and a fumble recovery.
vs. Washington (11/23) Notched eight tackles and a pass breakup.
vs. Seattle (11/30) Provided six stops and a hurry.
vs. Philadelphia (12/10) Contributed five tackles, a quarterback pressure, a forced fumble and a fumble recovery.
at Buffalo (12/17) Second on the defense with nine stops.
at Miami (12/24) Led the defense with a career-high 12 tackles.

54 Sam Williams, DE

Games/Starts: 2023-15/0 Career-30/0
Playoffs: 2022-2/0 Career-2/0

	Tackles			Sks/ Yds	Tk/ Loss	QB Prs	PBU	FF-FR
	Solo	Asst -	Tot					
Last Game.....	2	0 -	2		1(-2)			
2023.....	7	11 -	18	4.0(-24)	1(-2)	15		1-0
Career.....	19	18 -	37	8.0(-50)	8(-17)	35	1	2-3

	Special Teams			FF	FR	BP	BFG	BXP
	Solo	Asst -	Tot					
Last Game.....								
2023.....	2	0 -	2			1		
Career.....	2	0 -	2			1		

- Served as the special teams captain in Week 9.

at N.Y. Giants (9/10) Had two stops and three hurries. Part of a defense whose 40-0 victory marked the largest shutout in Cowboys history and the largest shutout in a NFL season opener since 1999 when Pittsburgh defeated Cleveland 43-0.
vs. N.Y. Jets (9/17) Added two quarterback hurries.
at Arizona (9/24) Assisted on a tackle.
vs. New England (10/1) Collected his first sack of the season.
at San Francisco (10/8) Assisted on a tackle.
at LA Chargers (10/16) Played on defense and special teams.
vs. LA Rams (10/29) Added a tackle and two hurries on defense. On special teams, he recorded his first career special teams tackle and his first career blocked punt in the second quarter that resulted in a safety when the ball went through the end zone. It was the first blocked punt by a Cowboy since Dorance Armstrong blocked a punt at the LA Rams (10/9/22).
at Philadelphia (11/5) Contributed two tackles, a sack, a hurry and a forced fumble.
vs. N.Y. Giants (11/12) Tallied two tackles, a sack - second straight game - and a quarterback pressure.
at Carolina (11/19) Played in his 25th career game and had a sack and a quarterback pressure.
vs. Washington (11/23) Posted three tackles and a quarterback hurry on defense and a tackle on special teams.
vs. Seattle (11/30) Added a tackle and a quarterback pressure.
vs. Philadelphia (12/10) Notched three tackles and a hurry.
at Buffalo (12/17) Provided two quarterback pressures.
at Miami (12/24) Made two tackles and his first tackle for loss on the season.

6 Donovan Wilson, S

Games/Starts: 2023-13/11 Career-64/41
Playoffs: 2022-2/2 Career-3/3

	Tackles			Sks/ Yds	Tk/ Loss	QB Prs	PBU	FF-FR
	Solo	Asst -	Tot					
Last Game.....	8	4 -	12					
2023.....	47	32 -	79		2(-9)	4	1	1-2
Career.....	197	87 -	284	8.5(-60)	8(-20)	16	8	6-5

Career.....	Interceptions					Fumble Recoveries				
	No.	Yds.	Avg.	Lg	TD	No.	Yds.	Avg.	Lg	TD
	3	0	0.0	0	0	2	0	0.0	0	0

Career.....	Special Teams			FF	FR	BP	BFG	BXP
	Solo	Asst -	Tot					
	10	1 -	11					

- Served as the defensive captain in Week 9.

at N.Y. Giants (9/10) and **vs. N.Y. Jets (9/17)** Inactive/Injured-Calf.
at Arizona (9/24) Made his season debut to the tune of four tackles, a tackle for loss and a quarterback pressure.
vs. New England (10/1) Tied for second on the defense with six stops.
at San Francisco (10/8) Tied for second on the defense with nine tackles.

25 Nahshon Wright, CB

Games/Starts: 2023-10/0 Career-30/3
Playoffs: 2022-0/0 Career-0/0

Last Game.....	Tackles			Sks/ Yds	Tk/ Loss	QB Prs	PBU	FF-FR
	Solo	Asst -	Tot					
2023.....	1	0 -	1				1	
Career.....	22	8 -	30		1(-1)		5	

Last Game.....	Special Teams			FF	FR	BP	BFG	BXP
	Solo	Asst -	Tot					
2023.....	1	2 -	3					
Career.....	4	2 -	6					

- Activated from Reserve/Injured (ankle) on Oct. 16.
- Served as the special teams captain in Week 11.

at LA Chargers (10/16) Made his season debut on special teams.
vs. LA Rams (10/29) Assisted on a special teams tackle while also seeing time on defense.
at Philadelphia (11/5) Played on special teams.
vs. N.Y. Giants (11/12) Recorded his first defensive statistics of the season - one tackle and a pass breakup.
at Carolina (11/19) Played in his 25th career game on defense and special teams.
vs. Washington (11/23) Saw time on defense and special teams.
vs. Seattle (11/30) and **vs. Philadelphia (12/10)** Played on special teams.
at Buffalo (12/17) Tallied a career-best two special teams tackles.
at Miami (12/24) Saw action on defense and special teams.