



NEWS RELEASE

ONE COWBOYS WAY ★ FRISCO, TEXAS 75034 ★ P:972.497.4959 ★ WWW.DALLASCOWBOYS.COM

REGULAR SEASON GAME #14 - SUNDAY, DECEMBER 17, 2023
DALLAS COWBOYS AT BUFFALO BILLS
HIGHMARK STADIUM - ORCHARD PARK, N.Y. - 3:25 P.M. (CST)



FOX SPORTS/FOX 4 DFW
Play-By-Play: Kevin Burkhardt
Analyst: Greg Olsen
Sideline Reporter: Erin Andrews
Sideline Reporter: Tom Rinaldi



KRLD-FM 105.3 THE FAN
Play-By-Play: Brad Sham
Analyst: Babe Laufenberg
Sideline Reporter: Kristi Scales



KMVK-FM 107.5 Mega
Play-By-Play: Victor Villalba
Analyst: Luis Perez



COMPASS MEDIA (National)
Play-By-Play: Kevin Ray
Analyst: Danny White

★ COWBOYS PR ON TWITTER ★

The official Twitter account of the Dallas Cowboys Public Relations team (@DallasCowboysPR) will provide pertinent stats, information, transactions, game updates and more throughout the week and on gameday. Follow us for the most up-to-date info related to the Cowboys organization.



QUICK FACTS:
DALLAS COWBOYS (10-3)
AT
BUFFALO BILLS (7-6)

Regular Season Series Record:
Dallas leads the series 6-5

Last Meeting:
Buffalo 26, @ Dallas 15, Nov. 28, 2019

Last Meeting in Buffalo:
Buffalo 16, Dallas 6, Dec. 27, 2015

Last Cowboys Win:
@ Dallas 44, Buffalo 7, Nov. 13, 2011

Series Streak:
Buffalo has won the last two meetings.



★ THIS WEEK'S SCHEDULE ★

Wednesday, Dec. 13
10:45 a.m. Locker room open
3:30 p.m. Coach McCarthy press conference

Thursday, Dec. 14
11:05 a.m. Coach McCarthy press conference
12:00 p.m. Practice (first portion open)
1:40 p.m. Locker room open

Friday, Dec. 15
12:30 p.m. Coach McCarthy conference call
1:30 p.m. Player conference call

Saturday, Dec. 16
Team travel to Buffalo

Sunday, Dec. 10
3:25 p.m. Kickoff at the Buffalo Bills

PUBLIC RELATIONS CONTACTS

Tad Carper.....972-497-4953.....tcarper@dallascowboys.net
 Scott Agulnek.....972-497-4956..... sagulnek@dallascowboys.net
 Joe Trahan.....972-497-4552.....jtrahan@dallascowboys.net
 Dave Abbruzese.....972-497-4355.. dabbruzese@dallascowboys.net
 Bronte Hermesmeier..972-497-4252.. bhermesmeier@dallascowboys.net
 Sara Littlejohn.....972-497-4803.....slittlejohn@dallascowboys.net
 Emily Robbins.....972-497-4359.....erobbins@dallascowboys.net
 Whitney Faulkner....972-497-4955..... wfaulkner@dallascowboys.net
 Allie Christmann.....972-497-4259.. achristmann@dallascowboys.net

★ BY THE NUMBERS ★

8 Brandon Aubrey has eight field goals of 50-plus yards in 2023, the most by a Cowboys rookie kicker in a single season, and he has extended his NFL-record streak of consecutive field goals made to start an NFL career to 30.

11 Along with a high-flying offense that leads the league with 32.4 points-per-game, the Cowboys take care of the ball. Dallas' 11 giveaways in 2023 are tied for fewest in the NFL and tied with the 1998 Cowboys team for the fewest turnovers through 13 games in franchise history.

19.8 The Cowboys have started fast in 2023, as they are averaging 19.8 points in the first half, the highest first half scoring average in the NFL this season. It is also the second-highest first half scoring average in a season in NFL history behind the 2007 Patriots (20.8).

★ DALLAS COWBOYS OMG ★

The Dallas Cowboys website can be found at www.NFLOMG.com. Please follow the link and click on the Cowboys logo to access the team's page.

The Cowboys site contains the complete 2023 Media Guide, all weekly game notes and packets, player bios and rosters, Cowboys staff information and bios, weekly flip cards, a game tracker, all team and individual records and statistics, historical information, daily press releases and much more.

username: cowboysguest
password: cowboys2023

★ TABLE OF CONTENTS ★

Radio and TV broadcast info	1
Dallas Cowboys media schedule	1
Dallas Cowboys OMG info	1
Cowboys PR contact info	1
Dallas Cowboys 2023 schedule	2
This Week's Uniform Matchup	2
2023 Team Captains	2
Cowboys Round Up	3
What to watch for	4
Mike McCarthy Facts and Figures	5
2023 Coaching Staff	5
Mike McCarthy coaching record	6
Head coach bios	6
Player highlights	7
Series history	7
AT&T Stadium stats and figures	8
A Championship Tradition	9
Pro Bowl Numbers	9
Individual Notes	10-25
Dak Prescott	10-14
CeeDee Lamb	15-17
Jake Ferguson	17
Tony Pollard	18
Offensive Notes	19-20
Secondary Notes	21
Micah Parsons	22-23
Defensive Notes	23-24
Special Teams Notes	25
Unofficial Depth Chart	26
Pronunciation Guide	27
Alphabetical Roster	27
Numerical Roster	28
Positional Roster	29
How The Cowboys Were Built	30
Contract Status	31
Contract Analysis	32
When The Cowboys Were Built	33
Transactions by Date	33
Transactions by Player	34
Team and Individual Stats	35-44
2023 Regular Season Stats	36
2023 Defensive Stats	37
Misc. Stats	38-44
Non-Media Guide Bios	45-48
Updated Player Bios	49-59

★ UNIFORM MATCHUP ★

Below is this week's uniform matchup for the Dallas Cowboys at Buffalo Bills:



★ 2023 TEAM CAPTAINS ★

The Dallas Cowboys select three team captains weekly throughout the season, as chosen by the team prior to that week's game. Below are the captains from each week of the 2023 season:

2023 Dallas Cowboys Captains

Week 1 - at N.Y. Giants Offense Tony Pollard Defense DeMarcus Lawrence Special Teams ... C.J. Goodwin	Week 2 - vs. N.Y. Jets Offense CeeDee Lamb Defense Osa Odighizuwa Special Teams .. Juanyeh Thomas
Week 3 - at Arizona Offense Tyron Smith Defense Leighton Vander Esch Special Teams ... Peyton Hendershot	Week 4 - vs. New England Offense Brandin Cooks Defense Malik Hooker Special Teams .. Markquese Bell
Week 5 - at San Francisco Offense Dak Prescott Defense DaRon Bland Special Teams ... Bryan Anger	Week 6 - at LA Chargers Offense Zack Martin Defense Micah Parsons Special Teams .. Malik Jefferson
Week 8 - vs. LA Rams Offense Jake Ferguson Defense Jayron Kearsae Special Teams ... Trent Sieg	Week 9 - at Philadelphia Offense Tyler Biadasz Defense Donovan Wilson Special Teams .. Sam Williams
Week 10 vs. N.Y. Giants Offense Tyler Smith Defense Damone Clark Special Teams ... Israel Mukuamu	Week 11 at Carolina Offense Rico Dowdle Defense Stephon Gilmore Special Teams .. Nahshon Wright
Week 12 vs. Washington Offense Michael Gallup Defense Dorance Armstrong Special Teams ... Sean McKeon	Week 13 vs. Seattle Offense Terence Steele Defense Johnathan Hankins Special Teams .. Chauncey Golston
Week 14 vs. Philadelphia Offense Jalen Tolbert Defense Jourdan Lewis Special Teams ... KaVontae Turpin	

2023 DALLAS COWBOYS SCHEDULE

DATE	REGULAR SEASON (TV)	KICKOFF (CT)
Sun., Sept. 10	@ N.Y. Giants (NBC)	W, 40-0
Sun., Sept. 17	N.Y. JETS (CBS)	W, 30-10
Sun., Sept. 24	@ Arizona (FOX)	L, 16-28
Sun., Oct. 1	NEW ENGLAND (FOX)	W, 38-3
Sun., Oct. 8	@ San Francisco (NBC)	L, 10-42
Mon., Oct. 16	@ LA Chargers (ESPN)	W, 20-17
Sun., Oct. 22	BYE	
Sun., Oct. 29	LA RAMS (FOX)	W, 43-20
Sun., Nov. 5	@ Philadelphia (FOX)	L, 23-28
Sun., Nov. 12	N.Y. GIANTS (FOX)	W, 49-17
Sun., Nov. 19	@ Carolina (FOX)	W, 33-10
Thurs., Nov. 23	WASHINGTON (CBS)	W, 45-10
Thurs., Nov. 30	SEATTLE (Prime Video)	W, 41-35
Sun., Dec. 10	PHILADELPHIA (FOX)	W, 33-13
Sun., Dec. 17	@ Buffalo (FOX)	3:25 p.m.
Sun., Dec. 24	@ Miami (FOX)	3:25 p.m.
Sat., Dec. 30	DETROIT (ESPN/ABC)	7:15 p.m.
Sat/Sun., Jan. 6/7	@ Washington (TBD)	TBD

Home Games in BOLD



Round Up

A look at this week's top storylines

FOX NFL
SUNDAY



at



Dallas Cowboys (10-3) at Buffalo Bills (7-6) • Sunday, Dec. 17, 2023, 3:25 p.m. CDT

Team Spotlight:

BRANDON AUBREY

- ★ Brandon Aubrey made all four of his field goal attempts during Sunday's win against the Eagles, including makes from 60, 59 and 50 yards. Aubrey is the first player in NFL history to make two field goals of 59 yards-or-longer in the same game.
- ★ Aubrey's 60-yarder last weekend was the first 60-plus yard field goal made in the first quarter in league history. The longest first-quarter field goal made, entering Sunday, was 59 yards by Evan McPherson on Sep 11, 2022. Aubrey's 60-yard make was also the second-longest by a Cowboys rookie behind Brett Maher's 62-yard field goal in 2018.
- ★ Aubrey had eight touchbacks last weekend and has 84 total touchbacks in 2023, a single-season franchise record. The NFL record is 88 touchbacks, set by Bradley Pinion in 2021 with Tampa Bay.
- ★ Aubrey extended his NFL record of most field goals made without a miss to start a career to 30 consecutive field goals.

SCOUTING REPORT

- ★ Since Dan Quinn arrived as the defensive play caller in 2021, the Dallas Cowboys lead the NFL in both takeaways (88) and interceptions (55). During that same span, Buffalo quarterback Josh Allen leads the league with 43 interceptions.
- ★ Dallas has forced opponents off the field at a high rate in 2023. The Cowboys have forced 30 three-and-outs on 130 defensive series, a 23.1% three-and-out percentage that is seventh in the NFL. Buffalo's offense enters Sunday's matchup with an 11.3% three-and-out percentage, lowest among all NFL offenses.



★ WHAT TO WATCH FOR IN WEEK 15 ★

4

DAK PRESCOTT

- * Dak Prescott has thrown for multiple touchdowns in eight games in 2023, tied with Patrick Mahomes and Josh Allen for the most multi-touchdown games in the NFL. Prescott has also thrown for two-or-more touchdowns in seven straight games and can set the franchise record for most consecutive multi-passing touchdown games (eight) on Sunday in Buffalo.
- * Prescott leads the league in passer rating (131.2) against man coverage in 2023, according to NextGenStats. The Bills are allowing a 109.3 passer rating when playing man coverage, 24th in the NFL.
- * Prescott's 107.5 passer rating in 2023 is currently a career-high and ranks second in single-season franchise history. Tony Romo's 113.2 passer rating in 2014 is the Cowboys single-season passer rating record.

11

MICAH PARSONS

- * With 1.0 sack on Sunday, Micah Parsons will reach 40.0 career sacks. He would become the fifth NFL player since 1982 with at least 40.0 career sacks in his first three NFL seasons, joining Reggie White (52.0), Derrick Thomas (43.5), Aldon Smith (42.0) and Dwight Freeney (40.0).
- * Parsons, who has 12.5 sacks in 2023, needs 1.5 sacks against Philadelphia to tally a single-season career-high of 14.0 sacks. His previous career-best sack total was 13.5 in 2022.
- * Micah Parsons has 11 career games with 2.0 sacks. With 2.0 sacks on Sunday, Parsons would tie Richard Dent, Shawne Merriman and Aldon Smith for the second-most games with at least 2.0 sacks in a player's first three NFL seasons. Only Reggie White (16 games) would have more.

17

BRANDON AUBREY

- * Brandon Aubrey has made eight field goals from 50-plus yards in 2023, and he needs one more make from 50-plus yards to tie Brett Maher (nine in 2022) for the single-season franchise record.
- * Aubrey's 30 field goals made are tied for the fifth-most made field goals by a Cowboys kicker in a season. Richie Cunningham and Greg Zuerlein have the Cowboys single-season record with 34 field goals made.
- * Aubrey's 129 kicking points lead the NFL. He is only nine points away from passing Brett Maher (137 in 2022) for the most kicking points in a season in franchise history.

26

DARON BLAND

- * DaRon Bland leads the NFL with eight interceptions in 2023, and his 13 career interceptions are the third-most by a Cowboys player in his first two seasons. Bland needs one interception to tie Trevon Diggs (14) for the second-most interceptions in a Cowboys player's first two seasons.

87

JAKE FERGUSON

- * Jake Ferguson is the fifth tight end in Cowboys history to reach 50 receptions and 500 receiving yards in a season, joining Jason Witten (15 times), Jay Novacek (three), Dalton Schultz (three) and Doug Cosbie (two).

88

CEEDEE LAMB

- * CeeDee Lamb has a receiving touchdown in five straight games, a career-long streak. With a touchdown catch against the Bills, Lamb would be the first Cowboy with a receiving touchdown in six straight games since Terrell Owens in 2007.
- * Lamb, who has 96 receptions in 2023, needs four catches to reach 100 receptions on the season. If he reaches 100 receptions on Sunday, he would join Michael Irvin (14 games) as the fastest Cowboys to reach 100 catches in a season. He would also join Irvin as the only two players in franchise history to record multiple seasons of 100 receptions.
- * With one more receiving touchdown, Lamb will tie his single-season career-best of nine touchdowns that he set in 2022.



DALLAS COWBOYS

- * With Dallas' next win, Head Coach Mike McCarthy will reach his 41st win as head coach of the Dallas Cowboys. His 41 regular season wins would be the most wins by any Cowboys head coach in the first four seasons with the club.
- * The Cowboys have scored at least 30 points in nine games in 2023, tied for the second-most 30-point games in a season in franchise history. Dallas needs one more game with 30-plus points to tie the 2014 Cowboys team for the most 30-point games in a season.
- * Over the last three seasons, Dallas is 9-4 (.692) against AFC opponents, the second-most wins over the AFC by an NFC club. Only Philadelphia (11-4; .733) has more wins against the AFC since 2021.

MIKE McCARTHY

Head Coach

Baker University
Head Coach: 17th Year • NFL: 30th Year • Cowboys: 4th Year

DALLAS COWBOYS DAL



★ WINNING HEAD COACH ★

The Dallas Cowboys named Mike McCarthy the ninth head coach in franchise history on Jan. 5, 2020. Along with 13 years of head coaching experience and 13 additional years as an assistant coach in the NFL, McCarthy came to Dallas with a 125-77-2 regular season coaching record - all with the Green Bay Packers (2006-18).

After a 40-23 record in his fourth season with Dallas, he owns the fifth-most wins (18th all-time) and seventh-highest winning percentage (.622) among qualifying active NFL coaches. His teams have qualified for the postseason 11 times, won six NFC North Division titles and one NFC East title, made four NFC Championship Game appearances and took home a Super Bowl XLV championship.

Most Regular Season Wins by Active Head Coach

Coach	Years	Won	Loss	Tied	Pct
Bill Belichick.....	1991-2023	301	162	0	.650
Andy Reid.....	1999-2023	255	143	1	.640
Mike Tomlin.....	2007-2023	170	99	2	.631
Pete Carroll.....	1994-2023	167	119	1	.584
Mike McCarthy.....	2006-2023	165	100	2	.622
Sean Payton.....	2006-2023	159	95	0	.626
John Harbaugh.....	2008-2023	157	98	0	.616

★ 2023 ASSISTANT COACHES ★

(S) Sideline; (B) Booth OFFENSE

Brian Schottenheimer (S).....	Offensive Coordinator
Jeff Blasko (B).....	Run Game Coord./Running Backs
Ramon Chinyoung Sr. (B).....	Quality Control/Asst. Offensive Line
Ryan Feder (B).....	Offensive Asst./Game Management
Will Harriger (B).....	Quality Control/Offensive Asst.
Evan Harrington (S).....	Offensive Assistant
Chase Haslett (B).....	Assistant Tight Ends
Robert Prince (S).....	Wide Receivers
Mike Solari (S).....	Offensive Line
Scott Tolzien (B).....	Quarterbacks
Lunda Wells (S).....	Tight Ends

DEFENSE

Dan Quinn (B).....	Defensive Coordinator
Aden Durde (S).....	Defensive Line
Sharrif Floyd (S).....	Quality Control/Asst. Defensive Line
Al Harris (S).....	Defensive Backs
Cannon Matthews (S).....	Asst. Defensive Backs
Scott McCurley (S).....	Linebackers
Pete Ohnegian (B).....	Quality Control/Defensive Asst.
Eric Simonelli (B).....	Quality Control/Analytics
Darian Thompson (B).....	Quality Control/Asst. Linebackers
Joe Whitt Jr. (B).....	Secondary/Defensive Pass Game Coord.

SPECIAL TEAMS

John Fassel (S).....	Special Teams Coordinator
Rayna Stewart (B).....	Asst. Special Teams

STRENGTH AND CONDITIONING

Harold Nash Jr. (S).....	Strength and Conditioning Coordinator
Cedric Smith (S).....	Asst. Strength and Conditioning
Kendall Smith (S).....	Asst. Strength and Conditioning

★ TOP OF THE LINE ★

In 2023 Mike McCarthy has the Cowboys ranked at the top of the league in several key categories:

1st	10-Play Drives (39)
1st	Points-Per-Game (32.4)
4th	Yards-Per-Game (381.5)

+10 Turnover Differential - T-2nd in the NFL

★ McCARTHY'S RECORD WHEN... ★

Below is a look at Mike McCarthy's head coaching record under several different circumstances:

Regular season.....	165-100-2
Postseason.....	11-10
Overall.....	176-110-2

	Regular	Post
September.....	36-20-1	
October.....	44-20	
November.....	33-37-1	
December.....	47-19	
January.....	5-4	10-10
February.....		1-0
Playing at home.....	97-35-2	5-4
Playing on the road.....	67-65	6-6
Playing at AT&T Stadium.....	25-8	2-1
Playing in prime time.....	41-35	4-1
Thursday.....	15-8	
Saturday.....	3-1	3-2
Sunday.....	136-80-2	7-8
Monday.....	11-10	1-0
Tuesday.....	0-1	
Playing against the NFC East.....	31-17	5-2
Playing against the rest of the NFC.....	113-67-2	5-8
Playing against the AFC.....	40-28	1-0
Playing on grass surface.....	103-60-2	8-7
Playing on artificial surface.....	62-41	3-3
Post Bye.....	12-5	
Post Bye Home.....	5-1	
Post Bye Road.....	7-4	
When scoring 30-plus points.....	95-10	7-2
When team scores first.....	116-37-2	5-2
When team leads at halftime.....	129-23-1	10-2

★ McCARTHY'S HEAD COACHING RECORD AND COACHING EXPERIENCE ★

Year	Team	Regular Season				Result	Postseason				McCarthy vs. NFL (Reg. Season)				
		W	L	T	Pct.		W	L	Pct.	Result	Team	W	L	T	PCT.
2006	Green Bay	8	8	0	.500	2nd NFC North					Arizona	3	5	0	0.375
2007	Green Bay	13	3	0	.813	1st NFC North	1	1	.500	NFC Championship Game	Atlanta	5	4	0	0.556
2008	Green Bay	6	10	0	.375	3rd NFC North					Baltimore	2	2	0	0.500
2009	Green Bay	11	5	0	.688	2nd NFC North	0	1	.000	Wild Card Game	Buffalo	2	2	0	0.500
2010	Green Bay	10	6	0	.625	2nd NFC North	4	0	1.000	Super Bowl XLV	Carolina	5	3	0	0.625
2011	Green Bay	15	1	0	.938	1st NFC North	0	1	.000	Divisional Game	Chicago	19	7	0	0.731
2012	Green Bay	11	5	0	.688	1st NFC North	1	1	.500	Divisional Game	Cincinnati	3	2	0	0.600
2013	Green Bay	8	7	1	.531	1st NFC North	0	1	.000	Wild Card Game	Cleveland	3	1	0	0.750
2014	Green Bay	12	4	0	.750	1st NFC North	1	1	.500	NFC Championship Game	Dallas	5	3	0	0.625
2015	Green Bay	10	6	0	.625	2nd NFC North	1	1	.500	Divisional Game	Denver	2	2	0	0.500
2016	Green Bay	10	6	0	.625	1st NFC North	2	1	.667	NFC Championship Game	Detroit	19	7	0	0.731
2017	Green Bay	7	9	0	.438	3rd NFC North					Green Bay	0	1	0	0.000
2018	Green Bay	4	7	1	.375						Houston	3	1	0	0.750
2020	Dallas	6	10	0	.375	3rd NFC East					Indianapolis	2	2	0	0.500
2021	Dallas	12	5	0	.714	1st NFC East	0	1	.000	Wild Card Game	Jacksonville	2	2	0	0.500
2022	Dallas	12	5	0	.714	2nd NFC East	1	1	.500	Divisional Game	Kansas City	2	2	0	0.500
2023	Dallas	10	3	0	.769						LA Chargers	5	0	0	1.000
Totals		165	100	2	.622		11	10	.524		LA Rams	7	3	0	0.700
											Las Vegas	3	1	0	0.750
											Miami	3	1	0	0.750
											Minnesota	18	9	2	0.667
											New England	3	3	0	0.500
											New Orleans	3	4	0	0.429
											N.Y. Giants	11	3	0	0.786
											N.Y. Jets	3	1	0	0.750
											Philadelphia	9	5	0	0.643
											Pittsburgh	0	4	0	0.000
											San Francisco	6	3	0	0.667
											Seattle	6	5	0	0.545
											Tampa Bay	3	4	0	0.429
											Tennessee	2	2	0	0.500
											Washington	6	6	0	0.500
											Totals	165	100	2	0.622

Year	Position, Team
1987-88	Graduate Assistant, Fort Hays State
1989-91	Graduate Assistant, Pittsburgh
1992	Wide Receivers, Pittsburgh
1993-94	Offensive Quality Control, Kansas City Chiefs
1995-98	Quarterbacks, Kansas City Chiefs
1999	Quarterbacks, Green Bay Packers
2000-04	Offensive Coordinator, New Orleans Saints
2005	Offensive Coordinator, San Francisco 49ers
2006-18	Head Coach, Green Bay Packers
2020-23	Head Coach, Dallas Cowboys

★ HEAD COACHES ★

MIKE McCARTHY (165-100-2, 17th Year, 40-23 with Dallas)

The Dallas Cowboys named Mike McCarthy the ninth head coach in franchise history on Jan. 8, 2020, and he has led the franchise to back-to-back playoff appearances for the first time since 2006-07. He also won 12 games in each of the last two seasons, the first time Dallas posted consecutive seasons with 12-plus wins since 1994-95.

McCarthy is in his 17th year as a head coach - 13 with Green Bay and four with Dallas - along with 13 years as an assistant coach in the NFL, including six as an offensive coordinator.

As a head coach, McCarthy has racked up a 165-100-2 regular season coaching record, and he owns the fifth-most wins (18th all-time) among active NFL coaches. His teams have qualified for the postseason 11 times, won six NFC North Division titles, one NFC East title, made four NFC Championship Game appearances and took home a Super Bowl XLV championship held at AT&T Stadium in Arlington, Texas, following the 2010 NFL season.

In 2022 McCarthy led the charges of a team that finished 12-5 for the second straight season to mark the first time in his career and the first time for Dallas since 1994-95 to record consecutive 12-plus win seasons. En route to the team's second straight playoff berth (first time since 2006-07), the Dallas offense finished third in the league in points (467, fourth in points-per-game) while the defense led the league in takeaways for the second consecutive season.

During his time in Green Bay, McCarthy was known as a prolific offensive mind and the primary play-caller for the Packers. McCarthy's offense finished fourth in the NFL in total offense and third in points-per-game through his 14-year stint with the club.

McCarthy is only the fourth head coach in NFL history to lead a single franchise to eight-or-more consecutive playoff appearances, joining Tom Landry, Chuck Noll and Bill Belichick. Those eight appearances from 2009-16 were more than the rest of the NFC North Division combined over that span (Minnesota, three; Detroit, three; Chicago, one).

McCarthy's nine playoff appearances overall are the most by a Packers coach since the NFL postseason began in 1933, and he guided the Packers to a franchise-record fourth consecutive division title in 2014. With the victory over Dallas in the 2016 playoffs, McCarthy surpassed Vince Lombardi and Mike Holmgren for the most playoff victories in team history (10).

SEAN McDERMOTT (69-41, 7th Year)

The Buffalo Bills named Sean McDermott the 20th head coach of the franchise on Jan. 11, 2017. McDermott, who is in his seventh season with the Bills, has notched five playoff appearances, transforming a program that had not experienced a postseason berth since 1999.

From 2020-22, McDermott's Bills won three consecutive AFC East division titles for the first time since 1988-91. Buffalo joined Kansas City as the only two teams in the NFL to win 10-plus games and earn a playoff berth each year from 2019-22.

In 2022, the Buffalo offense finished second in the NFL in total yards-per-game with 397.6. The team boasted a 50.3 third-down conversion rate, the highest in the league last season. McDermott, who calls defensive plays, guided the Bills defense to sixth in the NFL in yards allowed-per-game (319.1).

Prior to taking the reins in Buffalo, McDermott spent six seasons as Carolina's defensive coordinator, where he developed a top-10 defense in four of his six years while in command of the Panthers defense. During his tenure, Carolina's defense ranked second in the NFL in sacks (261), third in turnovers forced (169), sixth in rushing yards allowed-per-game (103.3), ninth in yards-per-game (339.1) and 12th in points allowed-per-game (22.1). He helped Carolina to three division titles and a trip to Super Bowl 50.

Before his stint in Carolina, McDermott coached for 12 seasons with Philadelphia. He spent his last two seasons in Philadelphia as defensive coordinator and helped lead the Eagles to the playoffs in each of those seasons. He coached the secondary and linebackers before becoming defensive coordinator in 2009. In 2007 McDermott took over the linebackers after serving as the secondary/safeties coach from 2004-06. Pro Football Hall of Famer Brian Dawkins was a Pro Bowler all three seasons under McDermott's direction, as well as fellow safety Michael Lewis in 2004.

An All-Atlantic 10 Conference choice at safety for William & Mary as a senior in 1997, McDermott graduated with a degree in finance and began his coaching career as a graduate assistant at his alma mater in 1998.

★ PLAYER HIGHLIGHTS VS. BUF ★

Brandin Cooks - WR

Recorded nine receptions for 83 yards (9.2 avg.) in three games against Buffalo while with New England and Houston.

Stephon Gilmore - CB

Spent his first five seasons with Buffalo where he notched 198 tackles, 14 interceptions, 62 passes defended, four tackles for loss, four forced fumbles and one fumble recovery as a Bill. Against his former team, Gilmore has posted 22 tackles and five pass breakups across seven games with New England (six) and Carolina (one).

Johnathan Hankins - DT

Posted 14 tackles, one quarterback pressure and one tackle for loss in three matchups against the Bills while playing for the New York Giants, Indianapolis and Las Vegas.

DeMarcus Lawrence - DE

In his two matchups against Buffalo, recorded seven tackles, 1.5 sacks, two quarterback pressures and two tackles for loss.

Dak Prescott - QB

Completed 65.3% of his passes for 355 yards, one touchdown and one interception in 2019 against the Bills.

★ 2023 STAT COMPARISON ★

(league ranking)


	<u>Cowboys</u>	<u>Bills</u>
Record	10-3	7-6
Scoring Avg. (NFL rank)	32.4 (1)	26.8 (5)
Opp. Scoring Avg. (NFL rank)	17.9 (4)	18.8 (6)
Total Off. (NFL rank)	381.5 (4)	378.9 (5)
Rushing Off. (NFL rank)	118.6 (11)	122.0 (10)
Passing Off. (NFL rank)	262.8 (2)	256.9 (5)
Total Def. (NFL rank)	289.9 (3)	321.9 (14)
Rushing Def. (NFL rank)	106.0 (13)	114.0 (19)
Passing Def. (NFL rank)	183.9 (5)	207.9 (11)
Kickoff Return Avg.	22.9 (14)	21.8 (18)
Punt Return Avg.	5.8 (32)	8.8 (16)
Turnover Margin	+10 (2t)	+2 (12t)
Penalties	97	88
Penalty Yards	824	731

★ DATING GAME ★

This week's game against the Buffalo Bills is being played on December 17. In the 63 years of Cowboys football, there have been eight games on Dec. 17. The Cowboys have a 4-4 record when playing on Dec. 17:

Date	Opp/ Loc.	Dal W/L	Score	Date	Opp/ Loc.	Dal W/L	Score
12/17/61	@Was	L	24-34	12/17/95	NYG	W	21-20
12/17/72	NYG	L	3-23	12/17/00	NYG	L	13-17
12/17/78	@NYJ	W	30-7	12/17/11	@TB	W	31-15
12/17/84	@Mia	L	21-28	12/17/17	@Oak	W	20-17

★ MAN OF THE YEAR NOMINEE ★



Dallas Cowboys defensive end DeMarcus Lawrence was nominated by the club as the team's representative for the Walter Payton Man of the Year award, his first nomination of the award since entering the league in 2014.

Lawrence embodies positive character and a lifestyle of giving back since he first broke into the league in 2014. He consistently demonstrates empathy, compassion and a commitment to the well-being of others. In the past year, Lawrence has exhibited a strong commitment to community efforts - from donating his time and funds to support local non-profits, to being present for youth and serving as a positive role model.

★ COASTING EAST ★

By virtue of the NFL schedule, the Dallas Cowboys face the AFC East this season. After defeating the Jets and Patriots in 2023, the Cowboys will go toe-to-toe against Buffalo and Miami in back-to-back weeks. Below is a look at Dallas against the AFC East:

Dallas vs. AFC East - All-Time Record

Team	W	L	T	Win%	Current Streak
Buffalo	8	5	0	.615	L2
New York Jets	8	5	0	.615	W1
New England	9	6	0	.600	W2
Miami	8	7	0	.533	W4
Div. Totals	33	23	0	.589	W3

★ DALLAS VS. AFC ★

The Dallas Cowboys record against opponents in the AFC is 113-88 since the NFL merger in 1970, with the third-most wins and second-highest winning percentage (.562) by an NFC club. Dallas is 2-0 against the AFC in 2023 with wins over the N.Y. Jets (9/17) and New England Patriots (10/1).

NFC Team With Most Wins Vs. AFC - Since NFL Merger

Team	W	L	T	Win%
Philadelphia	114	87	3	.566
San Francisco	114	95	0	.545
Dallas	113	88	0	.562
St. Louis/L.A Rams	106	102	0	.510
Minnesota	104	100	0	.510

* Seattle has 194 wins against AFC since 1970, but the team was a member of the AFC from 1977-2001.

★ SERIES HISTORY ★

Dallas and Buffalo have met just 11 times in the regular season but twice in the Super Bowl (XXVII and XXVIII). Dallas won both Super Bowl matchups, and overall, holds an 8-5 series record. Below is a brief look into each game of the series:

Date	Loc.	W/L	Score	Date	Loc.	W/L	Score
9/19/71	Buf	W	49-37	9/22/96	Buf	L	7-10
11/15/76	Dal	W	17-10	11/9/03	Dal	W	10-6
11/9/81	Dal	W	27-14	10/8/07	Buf	W	25-24
11/18/84	Buf	L	3-14	11/13/11	Dal	W	44-7
1/31/93*	Pasa	W	52-17	12/27/15	Buf	L	6-16
9/12/93	Dal	L	10-13	11/28/19	Dal	L	15-26
1/30/94#	Atl	W	30-13				

* Super Bowl XXVII # Super Bowl XXVIII

★ INSIDE THE SERIES HISTORY ★

The Dallas Cowboys and Buffalo Bills have faced off 13 times. Dallas holds an 8-5 series advantage, including two Super Bowl wins.

In the 13 games of the series there have been:

- * Two Super Bowls - XXVII and XXVIII - both Dallas wins
- * Five double-digit wins by Dallas
- * Three double-digit losses by Dallas
- * Nine games decided by a touchdown-or-more
- * Four games decided by less than a touchdown
- * One game decided by one point - a Dallas win at Buffalo (10/8/07)
- * A 35-point win by Dallas in Super Bowl XXVII and a 17-point Dallas win in Super Bowl XXVIII
- * 295 points scored by the Cowboys and 207 given up
- * Two three-game winning streaks by Dallas
- * One season-opening game
- * Three Monday night games - all Dallas wins
- * A 2-3 Cowboys road record at Buffalo

★ HOME IS WHERE THE TDS ARE ★

Dak Prescott has proven to be one of the top quarterbacks in the league when playing at home. Since he entered the league in 2016, Prescott's 134 total touchdowns (116 passing, 18 rushing) at AT&T Stadium are the most combined passing and rushing touchdowns at home during that span:

Most Passing and Rushing Touchdowns at Home - NFL Since 2016

Player	Gms	PasTD	RushTD	TotTD
Dak Prescott	57	116	18	134
Russell Wilson	59	122	7	129
Tom Brady.....	54	118	6	124
Kirk Cousins.....	60	115	7	122
Aaron Rodgers.....	53	114	7	121

Overall, Dallas has scored 227 touchdowns in 64 games at home versus 157 touchdowns in 63 games on the road since 2016. Dallas' 227 home touchdowns lead the NFL over that span:

Most Overall Touchdowns at Home Since 2016 - NFL

Team	Games	TD	TD/G	Pts/G
Dallas	64	227	3.55	30.3
New Orleans	63	202	3.21	27.4
Buffalo.....	64	194	3.03	25.7
Kansas City.....	64	191	2.98	26.2
Seattle.....	63	189	3.00	26.0
Green Bay.....	63	189	3.00	25.2

The Cowboys are averaging a league high 39.9 points-per-game at home in 2023.

★ HOME COOKING ★

Since AT&T Stadium opened in 2009, Dallas has posted a 73-47 regular season record at home. However, since 2016, the Cowboys have utilized their home field advantage, going 46-18 at AT&T Stadium, tied for the second-most home wins in the NFL since 2016:

NFL Team Home Wins Since 2016

Team	Games	W	L	T	Win %
Kansas City.....	64	48	16	0	.750
Green Bay.....	63	46	16	1	.738
Dallas	64	46	18	0	.719
Baltimore.....	64	44	20	0	.688
Buffalo.....	64	43	21	0	.672
Pittsburgh.....	65	43	21	1	.669

★ DOMINATING POSSESSION ★

The Dallas Cowboys are 7-0 at AT&T Stadium in 2023. Six of the seven wins have come in dominating fashion, as Dallas has outscored its opponents 279-108 at home. The Cowboys have jumped on their opponents from the opening kickoff, as they did not trail for a single second at AT&T Stadium until Week 13 against Seattle:

Cowboys at AT&T Stadium - 2023

	Time
Leading	289:25
Tied	56:32
Trailing.....	28:07

★ HISTORIC AT HOME ★

In addition to an undefeated record at AT&T Stadium in 2023, Dallas is putting up historic numbers at home. Dallas has scored at least 30 points in each of its seven home games this season, becoming the first team in NFL history to score 30-plus points in each of its first seven home games:

Most 30-Point Games at Home in a Season - NFL History

Team, Season	Gms	PtDiff
Dallas Cowboys, 2023	7	+171
Tampa Bay Buccaneers, 2021	6	+114
New England Patriots, 2007.....	6	+141

The Cowboys scored at least 40 points in four consecutive home games (LAR, 10/29 - Sea, 11/30), becoming the third team in the Super Bowl era with a four-game streak of 40-plus points, joining the 2014 Cincinnati Bengals and 2000 St. Louis Rams.

★ AT&T STADIUM RECORD... ★

The Dallas Cowboys are currently in their 15th season calling AT&T Stadium home. The Cowboys went 8-1 at home in 2022, the most home wins since the venue opened in 2009. Dallas' first game at the venue was on Sept. 20, 2009 - a 31-33 loss to the N.Y. Giants. The club's first win came a week later with a 21-7 decision over Carolina.

Dallas is 7-0 at AT&T Stadium in 2023, and they are currently on an 15-game win streak at home, the longest home win streak in the NFL. The last time Dallas won at least 15 straight home games was when they won 18 consecutive from 1979-81. The Cowboys also beat their first five home opponents by 20-plus points in 2023, the first team in NFL history to win their first five games by 20-or-more points. Below is a breakdown of the club's record at AT&T Stadium:

Regular season	73-47
Postseason	3-2
Overall	76-49

	Regular	Post
September	17-6	
October	17-14	
November	20-16	
December	17-9	
January	2-2	3-2
Playing at noon	24-10	
Playing at 3:30	28-23	1-2
Playing in prime time.....	21-14	2-0
Thursday	9-8	
Saturday.....	1-2	2-0
Sunday.....	59-32	1-2
Monday.....	4-5	
Fully closed stadium	49-28	3-2
Fully open stadium.....	12-11	
Roof open, doors closed	2-5	
Roof closed, doors open	10-3	
Playing against the NFC East.....	30-15	1-0
Playing against the NFC (non-NFC East).....	25-18	2-2
Playing against the AFC.....	18-13	

Team-by-team			Team				
Team	W	L	Pct	Team	W	L	Pct
Arizona.....	0	3	.000	Minnesota	1	1	.500
Atlanta.....	3	1	.750	New England	1	1	.500
Baltimore.....	1	0	1.000	New Orleans.....	2	2	.500
Buffalo.....	1	1	.500	N.Y. Giants.....	10	5	.667
Carolina.....	2	1	.667	N.Y. Jets.....	1	1	.500
Chicago.....	2	2	.500	Philadelphia	9	6	.600
Cincinnati.....	2	0	1.000	Pittsburgh.....	1	1	.500
Cleveland.....	1	1	.500	San Francisco.....	1	1	.500
Denver	0	2	.000	Seattle.....	3	2	.600
Detroit.....	4	1	.800	Tampa Bay.....	3	1	.750
Green Bay.....	0	3	.000	Tennessee.....	0	2	.000
Houston	2	0	1.000	Washington.....	11	4	.733
Indianapolis.....	2	0	1.000				
Jacksonville	1	1	.500	Postseason			
Kansas City.....	1	0	1.000	Detroit	1	0	1.000
LA Chargers.....	0	2	.000	Green Bay.....	0	1	.000
LA Rams.....	4	1	.800	Philadelphia	1	0	1.000
Las Vegas.....	2	1	.667	Seattle.....	1	0	1.000
Miami	2	0	1.000	San Francisco.....	0	1	.000

Most Single Season Wins at AT&T Stadium - Dallas Cowboys

Season	Wins	Consec. Wins	Home Record
2022.....	8	8	8-1
2023.....	7	7	7-0
2016.....	7	7	7-1
2018.....	7	4	7-1
2009.....	6	5	6-2

171

In seven home wins in 2023, Dallas has outscored its opponents 279-108 (+171), the highest point differential through seven home games in franchise history.

279

Dallas has scored 279 points in seven home games in 2023 (39.9 avg.), the most points scored in seven home games in Cowboys history.

★ THE DALLAS COWBOYS - A CHAMPIONSHIP TRADITION ★

SUPER BOWL CHAMPIONSHIPS

New England Patriots	6
Pittsburgh Steelers	6
DALLAS COWBOYS	5
San Francisco 49ers	5
Green Bay Packers	4
New York Giants	4
Denver Broncos	3
Kansas City Chiefs	3
Oakland Raiders	3
Washington Commanders	3

POSTSEASON GAMES

DALLAS COWBOYS ...	66
Pittsburgh Steelers	63
Green Bay Packers	61
New England Patriots	59
San Francisco 49ers	59
StL/LA Rams	53
Minnesota Vikings	52

SUPER BOWL APPEARANCES

New England Patriots	11
DALLAS COWBOYS	8
Pittsburgh Steelers	8
Denver Broncos	8
San Francisco 49ers	7
Green Bay Packers	5
Kansas City Chiefs	5
Miami Dolphins	5
New York Giants	5
Oakland Raiders	5
Washington Commanders	5

CONSEC. POSTSEASON APPEARANCES

New England Patriots (2009-19) ..	11
DALLAS COWBOYS (1975-83) ..	9
Indianapolis Colts (2002-10)	9
DALLAS COWBOYS (1966-73) ..	8
Pittsburgh Steelers (1972-79) ..	8
Los Angeles Rams (1973-80) ..	8
San Francisco 49ers (1983-90) ..	8

POSTSEASON VICTORIES

New England Patriots	37
DALLAS COWBOYS ...	36
Pittsburgh Steelers	36
Green Bay Packers	36
San Francisco 49ers	36
StL/LA Rams	26
Oak/LV Raiders	25
New York Giants	25
Philadelphia Eagles	25

CONSECUTIVE WINNING SEASONS

DALLAS COWBOYS (1966-85) ..	20
New England Patriots (2001-19) ..	19
Oakland Raiders (1965-80) ..	16
San Francisco 49ers (1983-98) ..	16
Chicago Bears (1930-44)	15
Green Bay Packers (1934-47) ..	14

POSTSEASON APPEARANCES

DALLAS COWBOYS ...	35
Green Bay Packers	35
Pittsburgh Steelers	33
New York Giants	33
Minnesota Vikings	33
Cle./StL/LA Rams	31
Philadelphia Eagles	30
Indianapolis Colts	29
San Francisco 49ers	29
New England Patriots	28
Chicago Bears	27

ALL-TIME REGULAR SEASON WINNING %

DALLAS COWBOYS	0.577
Green Bay Packers	0.571
Baltimore Ravens	0.567
New England Patriots	0.557
Chicago Bears	0.556
Miami Dolphins	0.554
Minnesota Vikings	0.548

46 SEASONS OF .500-OR-BETTER			35 POSTSEASON APPEARANCES			25 DIVISION TITLES		16 NFL/NFC CHAMPIONSHIP GAME FINALIST			8 NFC CHAMPIONSHIPS		5 SUPER BOWL CHAMPIONSHIPS	
1965	1982	2009	1966	1991		1966	1992	1966	1975	1992	1970	1993	1971	1992
1966	1983	2011	1967	1992		1967	1993	1967	1977	1993	1971	1995	1977	1993
1967	1984	2012	1968	1993		1968	1994	1970	1978	1994	1975			1995
1968	1985	2013	1969	1994		1969	1995	1971	1980	1995	1977			
1969	1991	2014	1970	1995		1970	1996	1972	1981		1978			
1970	1992	2016	1971	1996		1971	1998	1973	1982					
1971	1993	2017	1972	1998		1973	2007							
1972	1994	2018	1973	1999		1976	2009							
1973	1995	2019	1975	2003		1977	2014							
1974	1996	2021	1976	2006		1978	2016							
1975	1998	2022	1977	2007		1979	2018							
1976	1999	2023	1978	2009		1981	2021							
1977	2003		1979	2014		1985								
1978	2005		1980	2016										
1979	2006		1981	2018										
1980	2007		1982	2021										
1981	2008		1983	2022										
			1985											



★ PRO BOWL COWBOYS ★

Since 2010 Dallas has selected 18 players in the NFL Draft that have gone on to make at least one Pro Bowl - the most in the NFL over that span (Kansas City, 16; Minnesota, 15). Since 1989 Dallas has sent 57 different players to the Pro Bowl, and of those, Dallas drafted 40. Additionally, 30 Cowboys draft picks have been selected to 91 Pro Bowls since 2002, which is 11 more than any other team over that span (Kansas City, 79 Pro Bowl selections):

COWBOYS PRO BOWL DRAFT PICKS SINCE 2002 (BY YEAR DRAFTED)

- 2002: Roy Williams (5)
- 2002: Andre Gurode (5)
- 2003: Terence Newman (2)
- 2003: Jason Witten (11)
- 2005: DeMarcus Ware (9 - 7 with Dallas)
- 2005: Marion Barber (1)
- 2005: Jay Ratliff (4)
- 2006: Jason Hatcher (1)
- 2007: Anthony Spencer (1)
- 2007: Nick Folk (1)
- 2008: Mike Jenkins (1)
- 2008: Martellus Bennett (1 - with Chicago)
- 2010: Sean Lee (2)
- 2010: Dez Bryant (3)
- 2011: Tyron Smith (8)



- 2011: DeMarco Murray (3 - 2 with Dallas)
- 2011: Dwayne Harris (1 - with N.Y. Giants)
- 2013: Travis Frederick (5)
- 2014: Zack Martin (8)
- 2014: DeMarcus Lawrence (3)
- 2015: Byron Jones (1)
- 2016: Dak Prescott (2)
- 2016: Ezekiel Elliott (3)
- 2016: Jaylon Smith (1)
- 2018: Leighton Vander Esch (1)
- 2019: Tony Pollard (1)
- 2020: CeeDee Lamb (2)
- 2020: Trevon Diggs (2)
- 2020: Tyler Biadasz (1)
- 2021: Micah Parsons (2)

DAK PRESCOTT NOTES



All-Time Ranks - Cowboys QBs

- 1st** - Completion Pct. (66.9%)
- 2nd** - Passing Touchdowns (194)
- 3rd** - Passing Yards (28,448)
- Attempts (3,733)
- Completions (2,497)
- 4th** - Total Wins (71)

2023 DALLAS COWBOYS



★ DAK AGAINST THE BLITZ ★

Teams have blitzed the Cowboys on 30.9% of their dropbacks in 2023, 12th-highest in the league. When opponents bring five-or-more pass rushers, Dak Prescott has completed 91-of-130 passes, a 70.0% completion rate against the blitz that is second in the NFL behind Patrick Mahomes, per *Pro Football Focus*:

Completion Percentage Against the Blitz - NFL 2023

QB, Team	Comp	Att	Comp%
Patrick Mahomes, KC.....	92	130	70.8%
Dak Prescott, Dal.....	91	130	70.0%
Tua Tagovailoa, Mia.....	80	115	69.6%
Brock Purdy, SF.....	105	154	68.2%
Josh Allen, Buf.....	107	159	67.3%

Additionally, Prescott's 107.2 passer rating against the blitz is third in the NFL behind Brock Purdy (127.9) and Kirk Cousins (122.1).

★ OUT OF POCKET ★

Dak Prescott has thrown for a score outside of the pocket three times this season. Overall in 2023, Prescott leads the NFL in both completion percentage (70.1%) and passer rating (118.1) when throwing outside the pocket:

Passer Rating Out of the Pocket - NFL 2023

QB, Team	Comp	Att	Comp%	TD	PsrRtng
Dak Prescott, Dal.....	47	67	70.1%	4	118.1
Lamar Jackson, Bal.....	30	52	57.7%	5	117.6
Brock Purdy, SF.....	40	62	64.5%	6	116.1
Joe Burrow, Cin.....	19	32	59.4%	6	112.0
Will Levis, Ten.....	13	23	56.5%	2	106.8

★ LEADING THE CHARGE ★

Dak Prescott has led the Cowboys offense to the top of the league year-after-year. In the last three seasons, the Cowboys are scoring 28.4 offensive points-per-game when Prescott is under center, most in the NFL:

Offensive Points-Per-Game With Starting Quarterback NFL - 2021-23

QB, Team	GS	PPG
Dak Prescott, Dal.....	41	28.4
Josh Allen, Buf.....	46	27.1
Patrick Mahomes, KC.....	47	25.9
Jalen Hurts, Phi.....	43	25.6
Joe Burrow, Cin.....	42	24.7

★ DAK TO THE FUTURE ★

Now in his eighth pro season, Dak Prescott ranks first in completion percentage (66.9%), second in passing touchdowns (194), third in completions (2,497), attempts (3,733), passing yards (28,448) and fourth in wins (71) in regular season team history:

Dallas Cowboys All-Time QB Chart

WINS AS STARTER

Troy Aikman.....	94
Roger Staubach.....	85
Tony Romo.....	78
Dak Prescott.....	71
Danny White.....	62

PASSING YARDS

Tony Romo.....	34,183
Troy Aikman.....	32,942
Dak Prescott.....	28,448
Roger Staubach.....	22,700
Danny White.....	21,959

ATTEMPTS

Troy Aikman.....	4,715
Tony Romo.....	4,335
Dak Prescott.....	3,733
Roger Staubach.....	2,958
Danny White.....	2,950

PASSING TOUCHDOWNS

Tony Romo.....	247
Dak Prescott.....	194
Troy Aikman.....	165
Danny White.....	155
Roger Staubach.....	153

COMPLETIONS

Troy Aikman.....	2,898
Tony Romo.....	2,829
Dak Prescott.....	2,497
Danny White.....	1,761
Roger Staubach.....	1,685

COMPLETION PCT

Dak Prescott.....	66.9%
Tony Romo.....	65.3%
Troy Aikman.....	61.5%
Danny White.....	59.7%
Roger Staubach.....	57.0%

★ AIR IT OUT ★

The Dallas Cowboys started off the 2023 season with an emphasis on getting rid of the ball quickly to their playmakers in space. According to TruMedia, Dak Prescott averaged 6.5 air yards-per-attempt in Weeks 1-5, fifth-fewest in the NFL during that span.

In his last eight games, Prescott is averaging 8.7 air yards-per-attempt, seventh in the NFL during that span. Below are Prescott's passing stats and its NFL ranks split between Weeks 1-5 and Weeks 6-14:

Dak Prescott Passing Stats - 2023

Weeks 1-5 (Rank)		Weeks 6-14 (Rank)
212.2 (20)	Passing Yds/Game	305.5 (1)
6.6 (25)	Yds/Attempt	8.4 (3)
6.5 (28)	Air Yds/Attempt	8.7 (7)
15 (13)	Big Plays (20+)	37 (3)
69.4% (8)	Completion %	69.3% (2)
87.5 (19)	Passer Rating	118.5 (1)
5 (T-17)	Passing TD	23 (1)

DAK PRESCOTT NOTES, CONT.

★ DAK'S RECORD WHEN... ★

Since taking over as Dallas' starting quarterback in 2016, Dak Prescott has compiled a 71-39 regular season record in 110 career starts, and he is 2-4 in the postseason. Below is a look at Prescott's record under several different circumstances:

	Regular	Post
Playing at home:	42-15	1-2
Playing on the road:	29-24	1-2
Playing indoors:	39-15	1-2
Playing outdoors:	32-24	1-2
Playing against the NFC East:.....	31-8	
Playing against the NFC (non-NFC East): ..	24-18	2-4
Playing against the AFC:	16-13	
Playing on Thursday:.....	10-5	
Playing on Saturday.....	2-0	1-1
Playing on Sunday:.....	50-31	0-3
Playing on Sunday night.....	12-8	
Playing on Monday night:	5-1	1-0
Playing on artificial turf:	56-25	1-2
Playing on natural grass:	15-14	1-2
Offense totals over 400 yards:	40-13	1-1
Throws for over 300 yards:	16-9	1-1
Throws for 200-299 yards:	42-17	1-3
Attempts 30 passes-or-more	41-33	2-4
Throws only one touchdown:	19-9	1-3
Throws more than one touchdown:	44-16	1-1
Completes 65.0%-or-more of his passes:....	52-14	2-0
Averages more than 7.0 yards-per-attempt...	54-12	1-2
Has more than one Big Play (25+) passing...	39-16	2-1
Throws no interceptions:	49-12	1-1
Throws one interception:	15-15	1-2
Throws more than one interception:	6-13	0-1
Records at least 100.0 passer rating:	50-8	1-1
Commits no turnovers.....	41-8	1-1
Against teams with winning record:	22-19	1-4
Against teams with .500 record:	14-9	
Against teams with losing record:	35-10	1-0
Has between one-five rush attempts	45-30	0-4
Has five-or-more rush attempts	26-9	2-0
Sacked one time-or-less:	39-11	2-2
Sacked more than once:	32-28	0-2
September:	14-10	
October:	17-8	
November:	19-12	
December:	20-6	
January:.....	1-3	2-4

Team-by-team						
Team	W	L	Pct	Team	W	L Pct
Arizona.....	1	2	.333	Minnesota.....	2	1 .667
Atlanta.....	3	1	.750	New England... 2	1	.667
Baltimore.....	1	0	1.000	New Orleans... 2	2	.667
Buffalo.....	0	1	.000	N.Y. Giants ... 12	2	.857
Carolina.....	2	1	.667	N.Y. Jets	1	.500
Chicago.....	2	1	.667	Philadelphia... 9	4	.692
Cincinnati	1	0	1.000	Pittsburgh	1	0 1.000
Cleveland.....	1	1	.500	San Francisco . 2	1	.667
Denver.....	0	2	.000	Seattle	1	3 .250
Detroit.....	4	0	1.000	Tampa Bay	2	2 .500
Green Bay.....	1	3	.250	Tennessee.....	1	1 .500
Houston.....	1	1	.500	Washington ... 10	2	.833
Indianapolis... 1	1	.500				
Jacksonville... 1	1	.500				
Kansas City.... 1	1	.500				
LA Chargers.... 2	1	.667				
LA Rams.....	2	2	.500			
Las Vegas.....	1	1	.500			
Miami.....	1	0	1.000			

Postseason		
Team	W	L Pct
Green Bay.....	0	1 .000
L.A. Rams.....	0	1 .000
San Francisco . 0	2	.000
Seattle.....	1	0 1.000
Tampa Bay.....	1	0 1.000

★ QB WINS ★

In his eighth season as the Dallas Cowboys quarterback, Dak Prescott has proven to be a winner, as his 71 victories rank fourth in team history. His 13 wins in 2016 were the most by a rookie quarterback in NFL history, and his 71 career wins are third among quarterbacks since 2016:

Wins by Starting NFL QB - 2016-23				
Player	W	L	T	Win%
Tom Brady, NE/TB	79	31	0	.718
Patrick Mahomes, KC	72	21	0	.774
Dak Prescott, Dal.....	71	39	0	.645
Aaron Rodgers, GB/NYJ.....	68	36	1	.652
Russell Wilson, Sea/Den.....	69	52	1	.570
Kirk Cousins, Was/Min.....	65	53	2	.550

Since 2016, Prescott is tied with Tom Brady for the most wins against his division, going 31-8 in games he has started against the NFC East:

Player	Wins	Player	Wins
Tom Brady, NE/TB	31	Patrick Mahomes, KC.....	29
Dak Prescott, Dal	31	Aaron Rodgers, GB/NYJ .. 26	

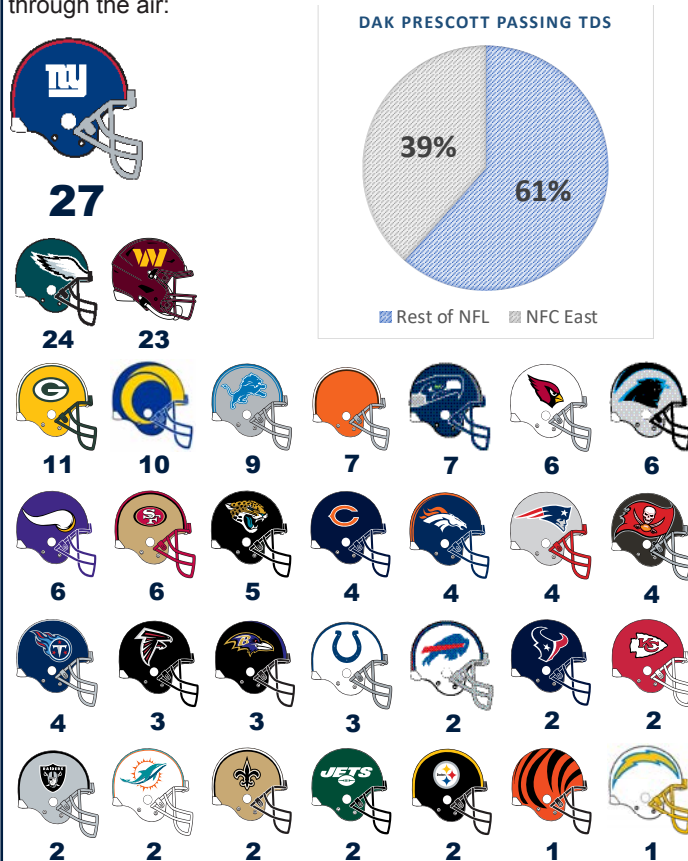
★ MOVING UP THE CHARTS ★

Dak Prescott has 25 career games with at least 300 yards through the air - second in Cowboys history:

Player	Games
Tony Romo	46
Dak Prescott	25
Troy Aikman	13
Danny White.....	10
Don Meredith.....	7

★ PRESCOTT TDs BY TEAM ★

With a passing touchdown at the LA Chargers (10/16), Dak Prescott has thrown a touchdown pass against all 31 NFL teams in the regular season. He is the 30th quarterback in NFL history to throw at least one touchdown pass against 31-or-more opponents. Below is a team-by-team breakdown of his touchdowns through the air:



DAK PRESCOTT NOTES, CONT.

★ RATE THIS ★

Dak Prescott has showcased efficiency and accuracy in 2023, as his 69.3 completion percentage ranks fourth in the NFL and his career-high 107.5 passer rating is second in the league:

NFL Passer Rating - 2023

QB, Team	Comp	Att	Comp%	TD	PsRtnG
Brock Purdy, SF.....	251	359	70.2%	25	116.9
Dak Prescott, Dal.....	312	450	69.3%	28	107.5
Tua Tagovailoa, Mia.....	304	434	70.0%	24	104.8
Kirk Cousins, Min.....	216	311	69.5%	18	103.8
C.J. Stroud, Hou.....	275	441	62.4%	20	98.7

Prescott has completed over 80.0% of his passes in three games (vs. NYJ, 81.6%; vs. NE; 82.4%; vs. LAR, 80.6%), most in the NFL in 2023. All three of those games have occurred at AT&T Stadium. Prescott's three straight home games with an 80.0% completion percentage-or-better was the longest home streak in NFL history (min. 30 attempts-per-game).

★ MAN-TO-MAN ★

Heading into the 2023 season, Dak Prescott had a career passer rating of 101.6 against man coverage, 13th in the NFL since 2016. To this point in 2023, Prescott has been lights out against man coverage.

According to Next Gen Stats, Prescott's 131.2 passer rating against man coverage leads the NFL:

Passer Rating Against Man Coverage - NFL 2023

QB, Team	Comp	Att	Comp%	TD	INT	RtnG
Dak Prescott, Dal.....	95	143	66.4%	18	1	131.2
Brock Purdy, SF.....	74	121	61.2%	15	1	127.0
Tua Tagovailoa, Mia.....	69	112	61.6%	14	1	123.9
Kirk Cousins, Min.....	55	88	62.5%	9	1	115.5
Russell Wilson, Den.....	52	84	61.9%	9	1	115.0

Dak Prescott Stats Against Man Coverage - NFL Rank 2023

Stats	Total	Rank
Passing Yards.....	1,274	1st
Passing Touchdowns.....	18	1st
Passer Rating.....	131.2	1st
Completion Percentage.....	66.4%	1st
Yards-Per-Attempt.....	8.9	2nd

★ DOWN FIELD DAK ★

Dak Prescott has pushed the ball down the field in recent weeks. Since Week 6, Prescott has completed 37 passes of 20-plus yards, third in the NFL during that span. Overall in 2023, Prescott is tied for fourth in the league with 52 big play (20+ yards) passes:

Big Play Passes - NFL 2023

Player	20+ Comp	Player	20+ Comp
C.J. Stroud.....	61	Matthew Stafford.....	52
Brock Purdy.....	61	Tua Tagovailoa.....	48
Jared Goff.....	55	Jalen Hurts.....	43
Dak Prescott.....	52		

The only other season where Prescott completed more passes of 20-or-more yards in the first 13 games of a season was in 2019 (57). Prescott has also completed 32 of his 61 pass attempts over 20 yards, a 52.5% completion rate on big play passes that is fourth in the NFL per PFF.

Additionally, Prescott completed eight passes of 25-plus yards in the win against the N.Y. Giants (11/12), tied for the most 25-yard completions by any NFL quarterback since 1994, when the stat became available:

Most 25+ Yard Completions in a Game - NFL Since 1994

Player, Team	Opp, Date	25+
Dak Prescott, Dal.....	NYG, 11/12/23	8
Jameis Winston, TB.....	Det, 12/15/19	8
Patrick Mahomes, KC.....	Oak, 9/15/19	8
Tony Romo, Dal.....	Den, 10/6/13	8
Ben Roethlisberger, Pit.....	GB, 12/20/09	8
Drew Brees, NO.....	Bal, 10/29/06	8
Brad Johnson, Was.....	SF, 12/26/99	8

★ QB RATINGS AT 100.0 ★

Dak Prescott established the most games with a 100.0 passer rating by a quarterback in a season in team history with 11 in 2016. Prescott has eight games with a 100.0 rating in 2023, and his 58 games with at least a 100.0 rating are second in team history:

Career 100.0 QB Rating Games - Cowboys History

Player	Games	Player	Games
Tony Romo.....	67	Roger Staubach.....	37
Dak Prescott.....	58	Danny White.....	33
Troy Aikman.....	44	Craig Morton.....	24

Prescott's 58 games with at least a 100.0 rating from 2016-23 are the second-most 100.0 rating games by a quarterback through eight seasons in NFL history:

100.0 QB Rating Games - First Eight Seasons

Player	Games	Seasons
Russell Wilson.....	65	2012-18
Dak Prescott.....	58	2016-23
Patrick Mahomes.....	52	2018-23
Matt Ryan.....	49	2008-15
Aaron Rodgers.....	48	2007-12

★ FOURTH QUARTER WINS ★

Since taking over as the Dallas Cowboys starting quarterback in 2016, Dak Prescott has engineered his share of fourth quarter wins for the club. Included in his 70 regular season wins as a starter are 21 occasions in which he led the team to victory when the club was tied or trailing in the fourth quarter or overtime. Prescott's 21 wins are the second-most by a Dallas signal caller:

4th Quarter/OT Wins - Cowboys

Quarterback	Wins	Quarterback	Wins
Tony Romo.....	24	Roger Staubach.....	13
Dak Prescott.....	21	Danny White.....	11
Troy Aikman.....	15		

Below is a look at each of Prescott's 21 games in which the game was tied or the team trailed in the fourth quarter to pull out the win and his fourth quarter/overtime stats:

Date	Opp	Score	Time		Att	Com	Yds	TD	Int	Final Score
			Left	Right						
9/18/16	@Was	20-23	4:45	7	6	66	0	0	27-23	
10/30/16	PHI*	13-23	7:48	20	11	135	2	0	29-23	
11/13/16	@Pit	29-30	0:42	11	10	83	0	0	35-30	
12/1/16	@Min	7-9	14:11	4	2	26	1	0	17-15	
12/18/16	TB	17-20	9:35	6	6	41	0	0	26-20	
9/25/17	@Ari	14-14	14:45	3	3	94	1	0	28-17	
12/10/17	@NYG	10-10	9:29	6	4	158	2	0	30-10	
12/17/17	@Oak	17-17	6:30	6	5	82	0	0	20-17	
12/31/17	@Phi	0-0	12:19	9	6	75	1	0	6-0	
9/30/18	DET	23-24	2:17	11	7	99	0	0	26-24	
11/11/18	@Phi	20-20	7:27	8	7	88	1	0	27-20	
11/18/18	@Atl	19-19	1:52	6	4	45	0	0	22-19	
12/9/18	PHI*	23-23	1:39	12	11	94	1	0	29-23	
12/30/18	@NYG	28-32	3:21	10	5	78	1	0	36-35	
9/20/20	Atl	24-36	15:00	21	13	182	1	0	40-39	
9/19/21	@LAC	17-17	3:54	8	7	47	0	0	20-17	
10/17/21	@NE*	29-29	7:53	5	5	71	1	0	35-29	
12/11/22	Hou	20-23	3:20	7	6	79	0	0	27-23	
12/24/22	Phi	27-34	9:59	10	7	127	1	0	40-34	
10/16/23	@LAC	10-10	2:19	9	6	111	1	0	20-17	
11/30/23	Sea	27-28	7:04	9	6	50	1	0	41-35	

**italics indicate overtime and are reflected in the stats totals*

Amongst all NFL quarterbacks, Prescott has the fifth-most game-winning drives from 2016-23:

Game-Winning Drives - NFL (2016-23)

Player	Drives	Player	Drives
Derek Carr.....	29	Dak Prescott.....	21
Russell Wilson.....	25	Ryan Tannehill.....	20
Kirk Cousins.....	24	Ben Roethlisberger.....	20
Matthew Stafford.....	24	Tom Brady.....	19

**Game Winning Drive = Fourth quarter drive that puts team ahead for the final time*

**4th Quarter Comeback = Offense overcomes a deficit to win the game*

Additionally, Prescott is 23-of-28 on pass attempts in overtime in his career, which at 82.1% is the second-highest completion percentage in overtime of any quarterback in Cowboys history, trailing only Troy Aikman (84.8%).

DAK PRESCOTT NOTES, CONT.

★ THIRD DOWN DARLING ★

Dak Prescott's ability to make the play that extends the drive on third down should not be overlooked, especially in passing situations. On 112 third down passing attempts in 2023, Prescott leads all NFL quarterbacks in completion percentage (72.3%) and passer rating (119.9) on third down plays this season:

Third Down Passer Rating - 2023 NFL QBs min. 50 third down pass attempts

Player	Att.	Comp	Pct%	TD	INT	Rtng
Dak Prescott, Dal	112	81	72.3%	8	2	119.9
Patrick Mahomes, KC...	119	75	63.0%	13	3	112.9
Matthew Stafford, LAR...	109	69	63.3%	10	1	111.7
Kirk Cousins, Min.....	84	55	45.7%	6	1	111.5
Lamar Jackson, Bal.....	94	55	58.5%	9	2	104.9

Prescott is also second among all starting quarterbacks in 2023 with a 47.9% third down conversion rate, which includes passing attempts, quarterback rushing attempts and sacks:

Third Down Conversion Rate - 2023 NFL QBs min. 50 third down chances

Player	Att.	Conv.	1stD Pct
Jalen Hurts, Phi.....	147	71	48.3%
Dak Prescott, Dal	142	68	47.9%
Brock Purdy, SF.....	105	49	46.7%
Josh Allen, Buf.....	140	63	45.0%
Patrick Mahomes, KC..	138	59	42.8%

Third down chances include passing attempts, quarterback rushing attempts and sacks on third down plays this season.

★ ZERO TO 400, REAL QUICK ★

With 404 passing yards against the N.Y. Giants (11/12), Dak Prescott has 10 career 400-yard games, a franchise record and tied with Patrick Mahomes for the most by any passer since 2016:

Player	400-Yd Games
Patrick Mahomes.....	10
Dak Prescott	10
Kirk Cousins.....	7
Tom Brady.....	7

Prescott's 10 400-yard games are tied for the most by any passer in the first eight seasons of a career:

Player	Seasons	400-Yd Games
Dan Marino.....	1983-90	10
Patrick Mahomes.....	2018-23	10
Dak Prescott	2016-23	10
Matthew Stafford.....	2009-15	7

Dak Prescott Career 400-Yard Games

Opp, Date	Att	Com	Yards	W/L
vs. Cle, 10/4/20.....	58	41	502	L
at Sea, 9/27/20.....	57	37	472	L
vs. GB, 10/6/19.....	44	27	463	L
vs. Phi, 12/9/18.....	54	42	455	W
vs. Atl, 9/20/20.....	47	34	450	W
at NE, 10/17/21.....	51	31	445	W
at Det, 11/17/19.....	46	29	444	W
vs. NYG, 9/8/19.....	32	25	405	W
vs. NYG, 11/12/23	35	26	404	W
at TB, 9/9/21.....	58	42	403	L

Prescott is the only quarterback in Cowboys history to pass for 400 yards in consecutive games (vs. Atl, 9/20/20 - vs. Cle, 10/4/20), and his three-game streak is tied with Ryan Fitzpatrick (2018) for the longest streak in NFL history.

Prescott set an NFL record by passing for at least 450 yards in three straight games (vs. Atl, 9/20/20 - vs. Cle, 10/4/20), surpassing Jameis Winston (two game streak in 2019):

Prescott's 1,424 yards over the three-game stretch in 2020 are the most by any NFL quarterback over a three-game stretch in league history.

★ TOUCHDOWNS GALORE ★

Dak Prescott has eight multi-passing touchdown games in 2023. His 60 total games with two-or-more touchdown passes rank second in team history behind Tony Romo (79). Prescott is currently on a career-long seven-game streak with multiple touchdown passes, which is also tied for the franchise record:

Consecutive Multi-Passing Touchdown Games

Cowboys History	
Player	Games
Dak Prescott, 2023	7
Tony Romo, 2007.....	6
Tony Romo, 2006-07.....	7
Dak Prescott, 2021.....	6

Prescott has also recorded three-or-more touchdown passes in 35 career games, also second in franchise history:

Three Passing Touchdown Games - Dallas Cowboys

Player	Games	Player	Games
Tony Romo.....	40	Roger Staubach.....	17
Dak Prescott	35	Don Meredith.....	14
Danny White.....	20	Troy Aikman.....	20

Among NFL quarterbacks, Prescott's 35 career three-touchdown games are the fourth-most such games in an NFL player's first eight seasons:

Three Passing Touchdown Games - First Eight Seasons

NFL History			
Player	Games	Player	Games
Dan Marino, Mia.....	42	Dak Prescott, Dal	35
Patrick Mahomes, KC...	38	Brett Favre, GB.....	33
Peyton Manning, Ind....	37	Aaron Rodgers, GB.....	32

Prescott has thrown four touchdowns in three games in 2023. His 10 career games with four scores through the air are tied with Tony Romo for the most in franchise history:

Four Passing Touchdown Games - Dallas Cowboys

Player	Games	Player	Games
Tony Romo.....	10	Don Meredith.....	6
Dak Prescott	10	Troy Aikman.....	3
Danny White.....	8	Craig Morton.....	2

Prescott's 28 passing touchdowns in 2023 lead the NFL and are the second-most by a Cowboys quarterback through 13 games of a season, behind only Romo (35).

★ BALL SECURITY ★

Dak Prescott has found a way to avoid the negative play throughout his NFL tenure. Prescott's 1.9% career interception rate is fifth among active quarterbacks who have at least 1,750 career pass attempts:

Interception Percentage Among Active NFL QBs Min. 1,750 Attempts

Player	Att	INT	INT%
Aaron Rodgers.....	7,661	105	1.4%
Patrick Mahomes.....	3,480	60	1.7%
Justin Herbert.....	2,422	42	1.7%
Russell Wilson.....	5,596	106	1.9%
Dak Prescott	3,733	71	1.9%
Joe Burrow.....	1,895	37	2.0%
Derek Carr.....	5,378	106	2.0%
Carson Wentz.....	3,284	66	2.0%

★ NFC OFFENSIVE POTM ★



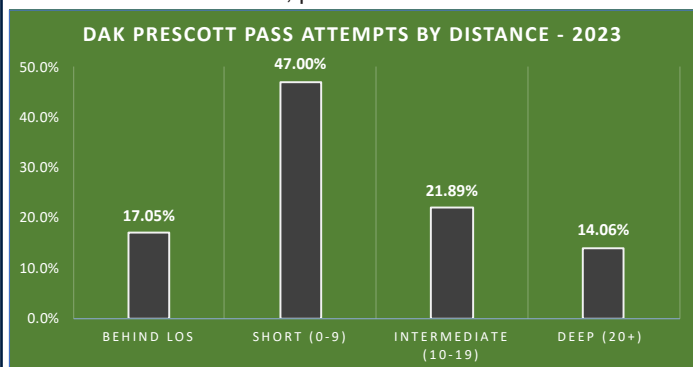
Dak Prescott was named NFC Offensive Player of the Month for November, his first career Player of the Month award.

Prescott went on a torrid stretch in his five games in November, completing 68.9% of his passes for 1,597 yards, 16 touchdowns and one interception. Prescott's 1,597 passing yards were the fifth-most in NFL history in the month of November. The most passing yards ever in November was also Prescott's 1,665 yards in 2019.

DAK PRESCOTT NOTES, CONT.

★ PASSING DEPTH CHART ★

Below is a chart that details Dak Prescott's attempts by distance for the 2023 season, per *Pro Football Focus*:



Outside Left	Between Numbers	Outside Right
7/14 197 1 TD, 0 INT 119.6 NFL	15/25 395 4 TD, 1 INT 127.1 NFL	10/22 274 4 TD, 0 INT 131.4 NFL
15/23 271 3 TD, 0 INT 145.1 NFL	17/35 359 2 TD, 1 INT 92.4 NFL	25/37 390 3 TD, 0 INT 129.3 NFL
43/50 302 6 TD, 0 INT 131.4 NFL	75/105 708 2 TD, 3 INT 84.1 NFL	37/49 288 0 TD, 1 INT 81 NFL
17/18 59 1 TD, 0 INT 98.8 NFL	31/35 177 2 TD, 0 INT 106.8 NFL	20/21 85 0 TD, 0 INT 83.5 NFL

Statistics: COM/ATT
YDS (YAC)

★ FOUR STAR RATING ★

Dak Prescott reached 1,500 pass attempts in the first week of 2019, qualifying him for the all-time NFL passing record books. Prescott ranks fifth in NFL annals in QB Rating, edging out Tony Romo (97.1) as the highest-rated passer in Cowboys history:

All-Time NFL Quarterback Rating

Player	Att	Cmp	Pct	Yds	TD	Int	TD/INT	Rate
Patrick Mahomes	3,480	2,311	66.4	27,639	215	60	3.58	103.9
Aaron Rodgers	7,661	5,001	65.3	59,005	475	105	4.52	103.6
Deshawn Watson	2,089	1,390	66.5	16,756	118	45	2.62	100.8
Russell Wilson	5,596	3,625	64.8	43,192	331	106	3.12	100.0
Dak Prescott	3,733	2,497	66.9	28,448	194	71	2.73	99.0
Drew Brees	10,551	7,142	67.7	80,358	571	243	2.35	98.7
Joe Burrow	1,895	1,288	68.0	14,083	97	37	2.62	98.6
Kirk Cousins	5,177	3,465	66.9	39,471	270	110	2.45	98.2
Jimmy Garoppolo	1,894	1,277	67.4	15,494	94	51	1.84	97.7
Tom Brady	12,050	7,753	64.3	89,214	649	212	3.06	97.2



Prescott was awarded the Walter Payton Man of the Year Award for the 2022 season. Prescott was the fourth player in franchise history to win the award, joining Roger Staubach (1978), Troy Aikman (1997) and Jason Witten (2012). As the winner, Prescott received a \$250,000 donation to his Faith Fight Finish (FFF) Foundation, and he will wear a patch depicting the trophy on his uniform for the rest of his playing career.

★ KEEPING IT ¹⁰⁰ ★

Dak Prescott has proven to be a threat with both his legs and his arm during his career. After throwing for 143 yards in the season-opening win at the New York Giants (9/10), Prescott eclipsed 25,000 career passing yards and joined Aaron Rodgers and Patrick Mahomes as the only three players in NFL history with 25,000 passing yards and 1,500 rushing yards in their first 100 career games.

Prescott is one-of-two quarterbacks in NFL history - Josh Allen - with 150 passing touchdowns and 25 rushing touchdowns in his first 100 career games.

Below are several stats from Prescott's career and where Prescott ranks among NFL quarterbacks through 110 career starts:

Dak Prescott QB Stats - NFL Rank Through 110 Starts		
Stats	Total	Rank
Completion Percentage	66.9%	4th
Completions	2,497	4th
Passer Rating	99.0	5th
Passing Yards	28,448	9th
Passing Touchdowns	194	10th
Rush TDs by a QB	28	T-13th

★ GUN OR CENTER? ★

With Mike McCarthy assuming play calling duties in 2023, Dak Prescott has lined up in the shotgun on 81.6% of his dropbacks. Below are his career stats when lining up under center and in shotgun:

Dak Prescott Gun vs. Under Center - 2023

Shotgun	Under Center
Attempts: 370	Attempts: 80
Completions: 259	Completions: 53
Completion Pct: 70.0%	Completion Pct: 66.3%
Passing Yards: 3,019	Passing Yards: 486
TD: 25	TD: 3
INT: 5	INT: 1
Passer Rating: 111.3	Passer Rating: 89.9

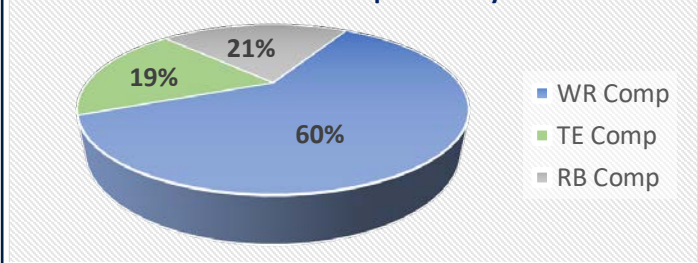
★ PRESCOTT TARGETS ★

In 2023 Dak Prescott has completed 312-of-450 passes for 3,505 yards, 28 touchdowns and six interceptions. Below is a breakdown of Prescott's targets by position and player in 2023:

Position Breakdown							
	Comp.	Yds	TD		Comp.	Yds	TD
WR	189	2,328	17	RB	65	349	2
TE	58	557	7				

Player Breakdown by Completions							
Player	Cmp	Yds	TD	Player	Cmp	Yds	TD
C. Lamb	94	1,244	8	K. Turpin	10	113	3
J. Ferguson	51	570	5	L. Schoonmaker	6	56	2
T. Pollard	49	285	0	D. Vaughn	4	18	0
B. Cooks	39	534	5	J. Brooks	3	42	0
M. Gallup	29	369	2	H. Luepke	1	12	0
J. Tolbert	14	182	1	P. Hendershot	1	3	0
R. Dowdle	11	77	2				

Dak Prescott 2023 Completions by Position



CEEDEE LAMB NOTES



Career Statistics

356 Receptions
*most by Cowboys player in first four seasons

4,649 Receiving Yards
*most by Cowboys player in first four seasons

8 Games with 10-Plus Catches
*most in a Cowboys player's first four seasons



★ NO SILENCING THIS LAMB ★

CeeDee Lamb started his Cowboys career loudly, passing Bob Hayes (46) and establishing a franchise record for the most receptions by a Cowboys rookie (74). He finished with the third-most receptions in a season in team history in 2022 (107), and Lamb is off to a blazing start this season. Lamb's 96 receptions in 2023 are the second-most by a Cowboys player in the first 13 games of a season:

Most Receptions Through 13 Games of a Season Cowboys History

Player	Season	Rec
Michael Irvin	1995	98
CeeDee Lamb	2023	96
Jason Witten	2012	92
Amari Cooper	2020	80

Lamb also surpassed 1,000 receiving yards in 10 games in 2023, becoming one-of-three Cowboys receivers to reach 1,000 yards in the first 10 games of a season:

Fastest to 1,000 Receiving Yards - Cowboys History

Player, Season	Games	Rec Yds
Michael Irvin, 1995	9	1,023
CeeDee Lamb, 2023	10	1,013
Terrell Owens, 2007	10	1,028
Michael Irvin, 1992	10	1,039

Lamb, who has 350 career receptions since he entered the league in 2020, has the fourth-most receptions by a player in his first four seasons in NFL history:

Most Receptions in First Four Seasons - NFL History

Player, Team	Rec	Player, Team	Rec
Michael Thomas, NO	470	CeeDee Lamb, Dal	356
Jarvis Landry, Mia	400	Anquan Boldin, Ari	342
Justin Jefferson, Min	362	Diontae Johnson, Pit	340

★ FEEDING LAMB ★

In addition to putting up big numbers in 2023, Lamb has helped out others around him on the Cowboys offense, including Dak Prescott. When targeting Lamb, Prescott has a 125.2 passer rating, the third-highest passer rating when being targeted in the NFL this season (min. 80 targets):

NFL WR/TE Passer Rating When Targeted - 2023 min. 80 targets

Player	Targets	Rec.	Yds	TD	Rtg
Tyreek Hill, Mia	128	97	1,541	12	136.9
Nico Collins, Hou	86	60	1,004	6	127.3
CeeDee Lamb, Dal	129	96	1,253	8	125.2
D.J. Moore, Chi	101	76	1,074	7	123.9
Mike Evans, TB	104	62	1,020	10	112.7

★ ON THE LAMB ★

CeeDee Lamb quickly rose to the No. 1 receiver spot for the Dallas Cowboys. Lamb has six 100-yard performances in 2023, a single-season career-high, and the most by a Cowboys player since Terrell Owens in 2007:

Most 100-Yard Receiving Games in a Season

Cowboys History	
Player	100-Yd Gms
Michael Irvin, 1995	11
Michael Irvin, 1991	7
CeeDee Lamb, 2023	6

Player	100-Yd Gms
Terrell Owens, 2007	6
Michael Irvin, 1992	6
Bob Hayes, 1967	6

Lamb has raised his career total to 16 games with at least 100 receiving yards, the most 100-yard games by a Cowboys player in his first four seasons:

Most 100-Yard Receiving Games Through First Four Seasons

Cowboys History	
Player	100-Yd Gms
CeeDee Lamb	16
Bob Hayes	15
Michael Irvin	13

Player	100-Yd Gms
Dez Bryant	9
Drew Pearson	9
Miles Austin	8

Below are all 16 of Lamb's 100-yard performances:

CeeDee Lamb Career 100-Yard Rec Games

Opp, Date	Rec Yds	Opp, Date	Rec Yds
at Phi, 11/5/23	191	vs. Phi, 12/24/22	120
vs. LAR, 10/29/23	158	at LAC, 10/16/23	117
vs. NYG, 11/12/23	151	vs. Sea, 11/30/23	116
at GB, 11/13/22	150	at Min, 10/31/21	112
at NE, 10/17/21	149	vs. Atl, 9/20/20	106
vs. NYJ, 9/17/23	143	vs. NYG, 11/24/22	106
at Jax, 12/18/22	126	at TB, 9/9/21	104
vs. NYG, 10/11/20	124	at Ten, 12/29/22	100

★ TD LAMB ★

CeeDee Lamb has reeled in seven touchdown catches in 2023. Overall, Lamb has 28 career touchdown receptions, the third-most touchdown receptions in a Cowboys player's first four seasons:

Most Receiving Touchdowns In First Four Seasons

Cowboys History	
Player	Rec TD
Bob Hayes	45
Dez Bryant	40
CeeDee Lamb	28

Player	Rec TD
Tony Hill	24
Michael Irvin	20
Terrance Williams	20

Lamb has tallied at least five receiving touchdowns in each of his four NFL seasons, one-of-three Cowboys with five touchdown catches in each of his first four seasons, joining Dez Bryant and Bob Hayes.

CEEDEE LAMB NOTES, CONT.

★ CEEDEE'S BIG PLAYS ★

CeeDee Lamb is no stranger when it comes to big plays. After tying for third in the NFL with 24 big-play receptions in 2022, Lamb has reeled in 24 receptions of 20-plus yards in 2023, second in the NFL:

20-Plus Yard Reception Leaders - NFL 2023

Player	Rec	Player	Rec
Tyreek Hill, Mia.....	26	Puka Nacua, LAR.....	21
CeeDee Lamb, Dal.....	24	A.J. Brown.....	20
Brandon Aiyuk, SF	22	Nico Collins, Hou.....	20

★ SLOT MACHINE ★

CeeDee Lamb proved to be elusive when lining up as a slot receiver in 2022, as his 867 yards out of the slot led the NFL in 2022. Lamb once again sits atop the NFL with 678 receiving yards out of the slot in 2023:

NFL Reception Leaders When Lining Up in The Slot - 2023

Player	Targets	Rec.	Rec. Yds
CeeDee Lamb, Dal.....	68	49	678
Christian Kirk, Jax.....	65	43	593
Amon-Ra St. Brown, Det.....	73	51	568
Keenan Allen, LAC.....	74	53	554
Adam Thielen, Car.....	74	56	526

★ NOT JUST A SLOT BOY ★

CeeDee Lamb has been a versatile weapon in his four NFL seasons. Head Coach Mike McCarthy has moved Lamb all over the field, seeing time in the slot and on the outside.

Below are Lamb's stats in 2023 when lining up in the slot position compared to lining up on the outside:

CeeDee Lamb - 2023

Slot	Outside
Snaps: 395	Snaps: 314
Targets: 68	Targets: 63
Receptions: 49	Receptions: 47
Receiving Yards: 678	Receiving Yards: 575
TD: 6	TD: 2

★ THIRD DOWN PLAYMAKER ★

Dallas is not shy about targeting its No. 1 wideout in crucial third down situations. Dak Prescott has targeted CeeDee Lamb 33 times on third down, and Lamb has come up with a reception on 27 of those 33 targets, an 81.8% third down reception percentage that ranks second in the NFL (min. 20 targets):

Reception Percentage on 3rd Down - NFL 2023 min. 20 3rd down targets

Player, Team	3rd Dwn Tgt	Rec	3rdDwn%
Evan Engram, Jax.....	21	18	85.7%
CeeDee Lamb, Dal.....	33	27	81.8%
A.J. Brown, Phi.....	33	26	78.8%
T.J. Hockenson, Min.....	32	25	78.1%
Amon-Ra St. Brown, Det.....	32	25	78.1%

Lamb has been efficient on third and short (two yards-or-less). Lamb has reeled in all six targets for a first down on third and short, and his six first down catches on third and short are tied for second in the NFL:

First Down Receptions on 3rd & Short (2 Yds-or-less) - 2023

Player, Team	Tgt	1DRec	Conv%
Davante Adams, LV.....	8	7	87.5%
CeeDee Lamb, Dal.....	6	6	100.0%
Evan Engram, Jax.....	6	4	66.7%
Stefon Diggs, Buf.....	5	5	100.0%
Tyler Lockett, Sea.....	5	5	100.0%

★ 10-PIECE ★

CeeDee Lamb reeled in 12 receptions against the Seattle Seahawks (11/30), giving him five games with at least 10 receptions in 2023, a single-season franchise record. Lamb has eight career games with double-digit catches, the first player in Cowboys history - fifth in NFL history - with eight games of 10-plus catches in his first four seasons:

Most Games with Double-Digit Catches in First Four Seasons

NFL History			
Player	Games	Player	Games
Michael Thomas, NO.....	18	Justin Jefferson, Min.....	8
Christian McCaffrey, SF..	10	Brandon Marshall, Den..	8
CeeDee Lamb, Dal.....	8		

Lamb is the only player in the NFL in 2023 with double-digit receptions in five games. Lamb's eight career games with 10-or-more receptions are the most 10-catch games in the NFL since 2022:

Most Games with 10 Receptions - NFL 2022-23

Player	Games	Player	Games
CeeDee Lamb, Dal.....	8	Keenan Allen, LAC.....	6
Justin Jefferson, Min.....	7	Ja'Marr Chase, Cin.....	6
Tyreek Hill, Mia.....	7	Stefon Diggs, Buf.....	5

Lamb's five 10-catch games in 2023 are a single-season franchise record and the most in the NFL in 2023. Lamb's eight career games with at least 10 receptions rank second in franchise history:

Most Games with 10 Receptions - Cowboys History

Player	Games	Player	Games
Jason Witten.....	11	Amari Cooper.....	6
CeeDee Lamb.....	8	Miles Austin.....	5
Michael Irvin.....	7	Dez Bryant.....	4

Since 2022, Lamb has recorded at least 10 receptions, 100 receiving yards and two touchdowns in three career games, the most such games in franchise history. Since the start of 2022, Lamb is also the only receiver in the NFL with 10 receptions, 100 receiving yards and two touchdowns in three contests.

Below are Lamb's seven career games with 10-plus receptions:

CeeDee Lamb Games with 10-Plus Receptions

Opp/Date	Rec.	Yds
LAR, 10/29/23.....	12	158
Sea, 11/30/23.....	12	116
@Phi, 11/5/23.....	11	191
NYG, 11/12/23.....	11	151
NYJ, 9/17/23.....	11	143
@GB, 11/13/22.....	11	150
@Ten, 12/29/22.....	11	100
Phi, 12/24/22.....	10	120

★ LET'S GO STREAKING ★

CeeDee Lamb's historic three-game run (vs. LAR, 10/29 - vs. NYG, 11/12) elevated him to the top of the NFL in 2023. Below are Lamb's streaks that he held from Weeks 8-10. Lamb's three straight games with double-digit receptions are a franchise record and tied for second in NFL history behind only Calvin Johnson:

Consecutive Games with 10-Plus Receptions - NFL History

Player, Season	Games	Player, Season	Games
Calvin Johnson, 2012.....	4	Keenan Allen, 2017.....	3
CeeDee Lamb, 2023.....	3	Brandon Marshall, 2012....	3
Justin Jefferson, 2022.....	3	Andre Johnson, 2008.....	3
Stefon Diggs, 2020.....	3	Reggie Wayne, 2007.....	3
Michael Thomas, 2019.....	3	Brett Perriman, 1995.....	3
Michael Thomas, 2018.....	3		

Lamb's also rode a four-game streak with 100 receiving yards (at LAC, 10/16 - vs. NYG, 11/12), one-of-three players in Cowboys history to tally four straight 100-yard games:

Consecutive Games with 100 Rec Yds - Cowboys History

Player, Season	Games	Player, Season	Games
Michael Irvin, 1995.....	7	Terrell Owens, 2007.....	3
CeeDee Lamb, 2023.....	4		

CEEDEE LAMB/JAKE FERGUSON NOTES

★ CLIMBING THE CHARTS ★

CeeDee Lamb has established himself as one of the best receivers in the league, as he ranks among the top pass catchers in every main receiving statistic:

NFL Leaders - 2023

Receptions

1. Keenan Allen (108)
2. Tyreek Hill (97)
3. **CeeDee Lamb (96)**
4. Michael Pittman Jr. (95)
5. A.J. Brown (90)

Receiving Yards

1. Tyreek Hill (1,542)
4. A.J. Brown (1,258)
3. **CeeDee Lamb (1,253)**
4. A.J. Brown (1,243)
5. Puka Nacua (1,113)

20+ Rec

1. Tyreek Hill (26)
2. **CeeDee Lamb (24)**
3. Brandon Aiyuk (22)
4. Puka Nacua (21)
5. A.J. Brown (20)
- Nico Collins (20)

Receiving Touchdowns

1. Tyreek Hill (12)
2. Mike Evans (10)
- Courtland Sutton (10)
4. **CeeDee Lamb (8)**
- Stefon Diggs (8)

★ CEEDEE'S BREAKDOWN ★

Below is a chart detailing CeeDee Lamb's receptions in 2023, *Pro Football Focus*:

Outside Left	Between Numbers	Outside Right
4/6 (1) 94.5	6/9 (0) 97.5	0/0 (0) 92.4
90 (4)	135 (11)	0 (0)
1 TD, 0 INT	1 TD, 0 INT	0 TD, 0 INT
149.3 NFL	146.8 NFL	20+
5/6 (0) 96.6	7/12 (1) 94.2	11/17 (0) 97.1
119 (57)	156 (74)	178 (15)
1 TD, 0 INT	1 TD, 0 INT	2 TD, 0 INT
158.3 NFL	130.6 NFL	138.8 NFL
14/15 (1) 89.3	22/26 (0) 94.7	9/13 (1) 72.2
122 (58)	233 (92)	59 (29)
1 TD, 0 INT	0 TD, 0 INT	0 TD, 0 INT
122.8 NFL	104 NFL	78.7 NFL
4/4 (0) 72.3	6/6 (0) 70.8	4/4 (0) 74.7
12 (20)	29 (50)	13 (18)
0 TD, 0 INT	0 TD, 0 INT	0 TD, 0 INT
79.2 NFL	86.8 NFL	80.2 NFL

Statistics: REC/TGT (Drops)
Yds (YAC)

★ YOUNG LAMB ★

CeeDee Lamb established himself as a top-tier wide receiver in 2022. He was the third Cowboys player with 100 receptions in a season and by far the youngest player in franchise history (23 years old) to surpass 100 receptions in a season:

Lamb has continued to etch himself in the Cowboys record books, despite playing just his fourth NFL season while donning the iconic No. 88 Cowboys jersey.

Against the LA Rams (10/29), Lamb became the fastest player in franchise history to surpass 300 career receptions:

Fastest to 300 Career Receptions - Cowboys History

Player	Games	Rec
CeeDee Lamb	56	306
Dez Bryant	61	307
Michael Irvin	72	301
Jason Witten	73	307

Lamb also became the second-fastest Cowboys player to reach 4,000 career receiving yards, trailing only Bob Hayes:

Fastest to 4,000 Career Rec. Yards - Cowboys History


Player	Games	Rec Yds
Bob Hayes	52	4,038
CeeDee Lamb	56	4,029
Dez Bryant	58	4,005
Michael Irvin	59	4,025

★ 88 MAKING HISTORY ★

CeeDee Lamb is no stranger to etching himself in Cowboys record books. Against the N.Y. Giants (11/12), Lamb took it a step further. The fourth-year receiver became the first player in NFL history to have three consecutive games of 10-plus catches and 150-plus receiving yards. Below is a game-by-game breakdown of Lamb's record-setting streak:

Streak of 10 Rec. and 150 Rec. Yds

Opp, Date	Rec	RecYds
vs. LAR, 10/29/23	12	158
at PHI, 11/5/23	11	191
vs. NYG, 11/12/23	11	151



★ NFC OFFENSIVE POTW ★



CeeDee Lamb was named NFC Offensive Player of the Week for the Week 10 win against the N.Y. Giants (11/12).

Lamb had 11 catches for 151 yards with a touchdown reception and a rushing score in the Cowboys' 48-17 win over the Giants. He became the first player in NFL history to have three straight games of at least 10 catches for 150+ yards.

This was the first weekly honor for Lamb, who is the first Cowboys receiver to win this award since Amari Cooper won it twice in a three-week span in 2018.

★ FERGALICIOUS ★

Second-year tight end Jake Ferguson has excelled in his first season as the No. 1 tight end for the Dallas Cowboys. Ferguson has 51 receptions for 570 yards and five touchdowns, tied for fourth among NFL tight ends in 2023:

Receiving TDs - NFL Tight Ends 2023

Player	Rec TD	Player	Rec TD
Mark Andrews, Bal	6	Hunter Henry, NE	5
Sam LaPorta, Det	6	Cole Kmet, Chi	5
George Kittle, SF	6	Dalton Schultz, Hou	5
Jake Ferguson, Dal	5	T.J. Hockenson, Min	4
Travis Kelce, KC	5		

Ferguson reeled in a touchdown reception in three straight games (vs. LAR, 10/29 - vs. NYG, 11/12), becoming the first Cowboys tight end with a three-game touchdown streak since Jason Witten in 2011. Ferguson has seven career touchdown catches, tied with Jason Witten for the second-most by a Cowboys tight end in the first two seasons of a career:

Most Receiving TDs in First Two Seasons - Cowboys TEs

Player	Rec TD	Player	Rec TD
Billy Joe Dupree, 1973-74 ...	9	Gavin Escobar, 2013-14 .	6
Jake Ferguson, 2022-23... 7		Lee Folkins, 1962	6
Jason Witten, 2003-04	7		

Ferguson's 70 career receptions are also the second-most catches by a Cowboys tight end in the first two seasons of a career:

Most Receptions in First Two Seasons - Cowboys TEs

Player	Rec	Player	Rec
Jason Witten	122	Eric Bjornson	55
Jake Ferguson	70	Lee Folkins	39
Billy Joe Dupree	58		

Lastly, Ferguson has the third-most receiving yards by a Cowboys tight end in the first two seasons of a career:

Most Receiving Yds in First Two Seasons - Cowboys TEs

Player	Yds	Player	Yds
Jason Witten	1,327	Lee Folkins	536
Billy Joe Dupree	858	Martellus Bennett	442
Jake Ferguson	744		

TONY POLLARD NOTES



2023 Stats (NFL RB Rank)

6 20-Yard Rushes (T-6th)
18.8 Touches-Per-Game (7th)
49 Receptions (4th)
196 Carries (7th)

★ CALL IT, HAUL IT ★

Tony Pollard led the Cowboys with 1,007 rushing yards on 193 carries (5.2 avg.) while adding 39 receptions for 371 yards in 2022. Pollard's 5.9 yards-per-touch led all NFL running backs in 2022 - min. 150 touches.

In 2023, Head Coach Mike McCarthy has relied on Pollard to be the Cowboys workhorse out of the backfield. Pollard is averaging 18.8 touches-per-game, seventh in the NFL among qualifying running backs:

Offensive Touches-Per-Game - 2023

Player	Touch/Gm	Player	Touch/Gm
Saquon Barkley, NYG	21.6	Rachaad White, TB	19.2
Christian McCaffrey, SF	21.4	Tony Pollard, Dal	18.8
Alvin Kamara, NO	20.8	Joe Mixon, Cin	18.7
Josh Jacobs, LV	20.8	Derrick Henry, Ten	18.2
Travis Etienne Jr, Jax	20.2	Isiah Pacheco, KC	17.4

Pollard is averaging 83.2 scrimmage yards-per-game. He has totaled 100 scrimmage yards in four games in 2023 (NYJ, 9/17; at Ari, 9/24; at LAC, 10/16; WAS, 11/23), giving him 16 career games with 100-plus scrimmage yards.

★ BIG PLAY WAITING TO HAPPEN

Tony Pollard is no stranger to explosive plays, even before he became the Cowboys No. 1 back in 2023. Since 2020 Pollard has tallied five touchdown runs of 40-plus yards, tied for the most in the NFL in that span:

Most 40-Plus Yard Rushing TDs - 2020-23

Player	40-Yd TD	Player	40-Yd TD
Tony Pollard, Dal	5	Derrick Henry, Ten	5
Jonathan Taylor, Ind	5	Nick Chubb, Cle	4

Pollard has six carries for 20-or-more yards in 2023, tied for third in the league. Since the start of 2022, Pollard has 15 rushes of 20-plus yards, tied for third in the NFL during that span:

Most 20-Yard Rushes - NFL 2022-23

Player	20-Yd Rsh	Player	20-Yd Rsh
Saquon Barkley, NYG	16	Nick Chubb, Cle	14
Christian McCaffrey, SF	16	Raheem Mostert, Mia	13
Tony Pollard, Dal	15	Travis Etienne Jr., Jax	13
Kenneth Walker III, Sea	15	Justin Fields, Chi	12
Derrick Henry, Ten	14		

★ YARDS AFTER CONTACT ★

Tony Pollard has punished opposing defenses after initial contact in 2023, totaling 565 yards after contact on rushes, good for seventh in the NFL this season per PFF:

Rushing Yards After Contact - NFL 2023

Player, Team	YAC	Player, Team	YAC
Christian McCaffrey, SF	770	Saquon Barkley, NYG	582
Derrick Henry, Ten	671	Kyren Williams, LAR	566
Raheem Mostert, Mia	634	Tony Pollard, Dal	565
Travis Etienne Jr, Jax	616	Isiah Pacheco, KC	505

Overall, Dallas ball carriers have rushed for 1,018 yards after initial contact, good for 11th in the league.

Team Rushing Yards After Contact - NFL 2023

Team	YAC	Team	YAC
Miami	1,283	Tennessee	1,072
Baltimore	1,279	Detroit	1,068
Cleveland	1,233	Arizona	1,045
San Francisco	1,194	Pittsburgh	1,026
Atlanta	1,133	Dallas	1,018
Chicago	1,098	Carolina	1,001

49

Tony Pollard's career-high 49 receptions lead all NFL running backs in 2023 and are the most by a Cowboys running back in a season since Ezekiel Elliott's 52 receptions in 2020.

★ COMPLETE BACK ★

Tony Pollard is asked to play a pivotal role in pass protection, picking up blitzers and helping combat opposing rushers. Pollard has improved each season as his workload as a pass protector increases. In 2023 Pollard's 69 pass block attempts are second among NFL running backs, and his 96.7% pass block efficiency is seventh among running backs who have at least 40 pass block attempts:

Year	Pass Blk Snps	Eff%	Year	Pass Blk Snps	Eff%
2023	81 (T-3rd)	96.7%	2020	39 (t-40th)	94.7%
2022	62 (22nd)	94.2%	2019	9 (t-99th)	87.5%
2021	39 (47th)	87.5%			

★ KEEP IT ¹⁰⁰ PART 2 ★

Tony Pollard has 100-yard rushing game in 2023 at Arizona (9/24). Pollard has seven career games with 100-plus rushing yards, 10th all-time among Cowboys running backs:

Opp, Date	Att.	Rush Yds
vs. LAR, 12/15/19	12	131
vs. Chi, 10/30/22	14	131
at Ari, 9/24/23	23	122
at GB, 11/13/22	22	115
at LAC, 9/19/21	13	109
at NYG, 9/26/22	13	105
vs. Mia, 9/22/19	13	103

OFFENSIVE NOTES

★ THIRD DOWN SUCCESS ★

Dallas has been exceptional on third down in 2023. The Cowboys are first in the NFL with a 49.2% third down conversion rate:

Third Down Conversion Percentage - NFL 2023

Team	3DAtt	3DConv.	3DPct
Dallas	181	89	49.2%
Buffalo	170	83	48.8%
Philadelphia	172	82	47.7%
San Francisco	139	66	47.5%
Kansas City	163	77	47.2%

Below is a breakdown of the Cowboys third down conversions by distance in 2023:

3rd & Short (<4 Yds)	3rd & Med (4-6 Yds)	3rd & Long (>6 Yds)	3rd & 10+ Yds
35-57 (61.4%) Rank: 16th	30-49 (61.2%) Rank: 2nd	24-75 (32.0%) Rank: 2nd	9-42 (21.4%) Rank: t-5th

★ POINT BARRAGE ★

Dallas has scored 421 points in 2023 (32.4 ppg) - first in the NFL in 2023 and the third-highest point total through 13 games in team history:

Dallas Cowboys Most Points Through 13 Games

Season	Pts	Season	Pts
1966	428	1983	417
2007	423	1968	403
2023	421	1980	386

★ SHOTS...EXPLOSIVES... ★

The Cowboys offensive production has correlated in large part to their ability to produce big plays (10-plus yards) in 2023. Dallas has racked up 189 explosive plays in 2023 - good for third in the NFL this season:

Big Plays (10-Plus Yards) - 2023 NFL

Team	10+ Rush	10+ Pass	Tot 10+
Miami	50	153	203
San Francisco	53	139	192
Dallas	39	150	189
Houston	40	143	183
Detroit	44	135	179

Dallas' 150 big play passes are second in the NFL behind Miami (153).

★ FAST AND FURIOUS STARTS ★

Dallas is at its best when starting off fast, as the Cowboys are 9-1 in 2023 when leading at halftime and 1-2 when trailing at the break. Dating back to 2022, Dallas is 17-2 (.882) when leading at halftime and 5-5 when trailing at the break.

The Cowboys are also averaging 19.8 points in the first half in 2023, the highest first half scoring average in the NFL this season:

First Half Scoring Average - NFL 2023

Team	Pts/1H	Team	Pts/1H
Dallas	19.8	Baltimore	15.4
Miami	16.9	Kansas City	15.3
San Francisco	15.5	Detroit	15.1

The Cowboys 19.8 points-per-game in the first half is the second-highest first half scoring average in a season in NFL history:

First Half Scoring Average - NFL History

Team, Season	Pts/1H	Team	Pts/1H
New England, 2007	20.8	St. Louis Rams, 2001 ...	19.1
Dallas, 2023	19.8	Denver, 1998	18.8
Green Bay, 2014	19.4	Green Bay, 2020	18.7

Additionally, Dallas has scored 108 points in the first quarter in 2023, most in the NFL by a wide margin (Baltimore, 93).

★ 40-BURGER ★

Dallas is no stranger when it comes to lighting up the scoreboard in 2023, as it leads the NFL in points-per-game (32.3). The Cowboys also lead the league with five 40-point games in 2023, tied for the most 40-point games in a season in team history:

Most 40-Point Games in a Season - Cowboys History

Team	40+ Gms	Player	40+ Gms
2023	5	2022	4
1971	5	1966	4
2021	5		

Dallas Cowboys 40-Point Games - 2023

Opp, Date	Score
at NYG, 9/10/23	40-0
vs. LAR, 10/29/23	43-20
vs. NYG, 11/12/23	49-17
vs. Was, 11/23/23	45-10
vs. Sea, 11/30/23	41-35

Since Head Coach Mike McCarthy arrived in 2020, the Cowboys have the most 40-point outings (16 games) among NFL teams.

Most 40-Point Games - NFL 2020-23

Team	40+ Gms	Team	40+ Gms
Dallas	16	Tampa Bay	7
Kansas City	8	Green Bay	6
Buffalo	8		

★ DALLAS' DECISIVE WINS ★

Along with winning double digit games in three consecutive seasons for the first time since 1991-96, Dallas' wins have come in convincing fashion in 2023. The Cowboys have won eight games by 20-plus points, establishing a franchise record for the most such games in franchise history:

Most 20-Point Wins in a Season - Cowboys History

Team	20Pt Wins	Team	20Pt Wins
2023	8	1978	6
1968	7	1993	5
1973	6	2021	5

Dallas Cowboys 20-Point Wins - 2023

Opp, Date	Score
at NYG, 9/10/23	40-0
vs. NYJ, 9/17/23	30-10
vs. NE, 10/1/23	38-3
vs. LAR, 10/29/23	43-20
vs. NYG, 11/12/23	49-17
at CAR, 11/19/23	33-10
vs. WAS, 11/23/23	45-10
vs. PHI, 12/10/23	33-13

Dallas is the second NFL team since 2000 - joining the 2007 Patriots - with eight wins of 20-or-more points in a season:

Most 20-Point Wins in a Season - NFL 2000-23

Team	20PtWins	Team	20PtWins
2007 New England	10	2014 New England	7
2023 Dallas Cowboys	8	2012 New England	7

★ TAKE CARE (FT. COWBOYS) ★

One portion of Dallas' complementary football formula is its ability to take care of the ball on offense. Dallas' 11 giveaways in 2023 are tied for fewest in the NFL in 2023 and are tied for the fewest turnovers through 13 games in franchise history:

Fewest Turnovers Through 13 Games - Cowboys History

Season	TO	Season	TO
2023	11	2013	13
1998	11	2022/2018/1993	15
2016	12		

OFFENSIVE NOTES, CONT.

★ OFFENSIVE LINE SHUFFLE ★

The chart below shows the average age and experience of the Cowboys expected offensive line going into Week 1 versus the starting combination in each week of the season:

Offensive Line in Week 1 at N.Y. Giants

	LT	LG	C	RG	RT
	Tyron Smith	C. Edoga	T. Biadasz	Z. Martin	T. Steele
Age	32	26	25	32	26
Exp.	13	5	4	10	4

Avg. Age - 28.2 years
Avg. Exp. - 7.2 years

Offensive Line in Week 2 vs. N.Y. Jets

	LT	LG	C	RG	RT
	Tyron Smith	C. Edoga	T. Biadasz	Z. Martin	T. Steele
Age	32	26	25	32	26
Exp.	13	5	4	10	4

Avg. Age - 28.2 years
Avg. Exp. - 7.2 years

Offensive Line in Week 3 at Arizona

	LT	LG	C	RG	RT
	C. Edoga	Tyler Smith	B. Hoffman	T.J. Bass	T. Steele
Age	26	22	24	24	26
Exp.	5	2	1	R	4

Avg. Age - 24.4 years
Avg. Exp. - 2.6 years

Offensive Line in Week 4 vs. New England

	LT	LG	C	RG	RT
	C. Edoga	Tyler Smith	T. Biadasz	Z. Martin	T. Steele
Age	26	22	25	32	26
Exp.	5	2	4	10	4

Avg. Age - 26.2 years
Avg. Exp. - 5.0 years

Offensive Line in Week 5 at San Francisco

	LT	LG	C	RG	RT
	Tyron Smith	Tyler Smith	T. Biadasz	Z. Martin	T. Steele
Age	32	22	25	32	26
Exp.	13	2	4	10	4

Avg. Age - 27.4 years
Avg. Exp. - 6.6 years

Offensive Line in Week 6 at LA Chargers

	LT	LG	C	RG	RT
	Tyron Smith	Tyler Smith	T. Biadasz	Z. Martin	T. Steele
Age	32	22	25	32	26
Exp.	13	2	4	10	4

Avg. Age - 27.4 years
Avg. Exp. - 6.6 years

Offensive Line in Week 8 vs. LA Rams

	LT	LG	C	RG	RT
	C. Edoga	Tyler Smith	T. Biadasz	Z. Martin	T. Steele
Age	26	22	25	32	26
Exp.	5	2	4	10	4

Avg. Age - 26.2 years
Avg. Exp. - 5.0 years

Offensive Line in Weeks 9-14

	LT	LG	C	RG	RT
	Tyron Smith	Tyler Smith	T. Biadasz	Z. Martin	T. Steele
Age	32	22	26	33	26
Exp.	13	2	4	10	4

Avg. Age - 27.8 years
Avg. Exp. - 6.6 years

★ SUSTAINING SUCCESS ★

Partly due to a high third down conversion rate, the Cowboys have sustained long drives in 2023. After finishing with the 17th-most 10-play drives (31) in 2022, Dallas ranks first with 39 10-play drives in 2023 and cashed in for points on all but six of those 10-play drives:

Team	Most 10-Play Drives - NFL 2023				
	10-Play Dr	TDs	FGs	Tot Scores	Efficcy
Dallas	39	15	18	33	84.6%
Philadelphia.....	31	13	14	27	87.1%
Carolina.....	30	10	10	20	66.7%
LA Chargers.....	30	11	12	23	76.7%
Kansas City.....	28	11	10	21	75.0%

★ STAYING ON THE FIELD ★

The Cowboys are extending drives in 2023. Along with a league-leading 39 10-play drives, Dallas is avoiding three-and-outs. The Cowboys have endured 22 three-and-outs on 132 drives in 2023, tied for the fourth-lowest three-and-out rate in 2023:

Team	Lowest 3 & Out Percentages - NFL 2023		
	Off. Series	3 & Outs	3 & Out%
Buffalo.....	141	16	11.3%
Kansas City.....	135	19	14.1%
Chicago.....	140	23	16.4%
Dallas	132	22	16.7%
Detroit.....	144	24	16.7%
Miami.....	146	25	17.1%

★ MOVE THE CHAINS ★

The Cowboys offense has racked up first downs in 2023, as their 304 first downs lead the NFL:

Team	Most First Downs - NFL 2023	
	1stD	1stD
Dallas	304	San Francisco..... 290
Buffalo.....	292	Miami..... 286
Philadelphia.....	290	Kansas City..... 285

Dallas picked up 33 first downs in the win against Seattle (11/30), tied for second in Cowboys history and the most in a game by any NFL team this season. Dallas also has the second-most first downs in a game this season, when they totaled 32 first downs against the N.Y. Giants (11/12):

Total First Downs Made in Single Game - NFL 2023		
Team	Opp, Date	1st Dwns
Dallas	vs. Sea, 11/30	33
Dallas	vs. NYG, 11/12	32
Kansas City.....	vs. Chi, 9/24	31

★ TIME OF POSSESION ★

Part of Mike McCarthy's complementary football formula is dominating the time of possession. In 2023, Dallas is averaging 32:24 in time of possession, good for second in the NFL this season:

Time of Possession Leaders - NFL 2023			
Team	TOP	Team	TOP
Cleveland.....	33:15	Carolina.....	31:25
Dallas	32:24	San Francisco.....	31:21
Chicago.....	31:51		

★ BALL DISTRIBUTION ★

Head Coach and play caller Mike McCarthy stresses the importance of ball distribution in his offense. The NFL average for combined rushes and completions in a game is 48.7. Dallas leads the NFL with an average of 53.8 rushes and completions a game:

Rushes and Completions-Per-Game - NFL 2023			
Team	Rush+Cmp	Team	Rush+Cmp
Dallas	53.8	Philadelphia.....	52.2
Detroit.....	53.3	Buffalo.....	52.2
Cleveland.....	52.6	Jacksonville.....	52.2

SECONDARY NOTES



2023 PASS DEFENSE STATS

13

Interceptions
(T-4th)

80.7

Passer Rating Against
(6th)

183.9

Net Passing Yards/Game
(5th)

★ NOT SO BLAND ★

The Dallas Cowboys selected cornerback DaRon Bland in the fifth round (167th overall) of the 2022 NFL Draft. As a rookie, Bland filled in as a starter at both nickel corner and outside corner due to injuries. Bland stepped up for the Dallas secondary, tying for second among NFL rookies with five interceptions, and his five picks were the most by a Cowboys rookie since 2002 (Roy Williams and Derek Ross).

Bland is up to the task once again in 2023, as he leads the NFL with eight interceptions in 2023. He also has more interceptions (13) than any other player since entering the league in 2022:

Interceptions - NFL 2022-23

Player	INT	Player	INT
DaRon Bland, Dal	13	Jessie Bates III, Atl	9
Justin Simmons, Den	9	Riq Woolen, Sea	8

Bland's 13 career interceptions are also the third-most by a Cowboys player in their first two seasons:

Interceptions in First Two Seasons - Cowboys History

Player	INT	Player	INT
Everson Walls	18	DaRon Bland	13
Trevon Diggs	14	Mel Renfro	9

★ TO THE HOUSE ★

DaRon Bland leads the NFL with eight interceptions in 2023. Bland has returned five of his interceptions for touchdowns, a single-season NFL record:

Most Pick-Sixes in a Season - NFL History

Player, Season	INT TD	Player, Season	INT TD
DaRon Bland, 2023	5	Ken Houston, 1971	4
Eric Allen, 1993	4	Jim Kearney, 1972	4

Bland's five pick-sixes are also the most all-time in Cowboys history:

Most Career Pick-Sixes - Cowboys History

Player, Season	INT TD	Player, Season	INT TD
DaRon Bland	5	Dennis Thurman	4
Dexter Coakley	4	Five others tied	3

★ DO-IT-ALL DaRON ★

In addition to leading the NFL in interceptions, DaRon Bland has also become a proven tackler in the Cowboys secondary. Bland is one-of-four cornerbacks in the NFL this season with double-digit tackles and an interception in the same game:

Cornerbacks with 10 Tackles, 1 INT in a Game - NFL 2023

Player, Team	Opp, Date	Tkls	INT
DaRon Bland, Dal	vs. Was, 11/23/23	10	1
D.J. Reed, NYJ	vs. Mia, 11/24/23	10	1
Carlton Davis, TB	at Ind, 11/26/23	10	1
Deommodore Lenoir, SF ..	at LAR, 9/17/23	10	1

★ LOOK AWAY ★

Dallas is tied for fourth in the NFL with 13 interceptions and tied for 12th with 60 pass breakups. Opposing quarterbacks have struggled against the Cowboys secondary, as Dallas' 80.7 opponent passer rating ranks sixth in the NFL.

When targeted, second-year corner DaRon Bland has allowed a passer rating of 50.2, third among NFL cornerbacks who have been targeted with at least 40 pass attempts:

Passer Rating When Targeted (min. 40 targets) - NFL 2023

Rnk	Player, Team	Tgt	Rec	INT	PsRtingAg
1.	Jaylon Johnson, Chi	42	20	4	26.2
2.	Martin Emerson Jr, Cle	54	25	4	38.1
3.	DaRon Bland, Dal	70	38	8	50.2
4.	L'Jarius Sneed, KC	67	35	2	54.8
5.	Paulson Adebo, NO	58	34	4	56.5

★ PASS BREAKUP UNIT ★

Along with the league lead in interceptions (eight), DaRon Bland is tied for sixth in pass breakups (14):

Pass Breakups - NFL 2023

Player	PBU	Player	PBU
Charvarius Ward, SF	20	Benjamin St-Juste, Was ..	15
Darius Williams, Jax	19	DaRon Bland, Dal	14
Devon Witherspoon, Sea ..	16	Paulson Adebo, NO	14
Darius Slay, Phi	15		

★ NFC DEFENSIVE POTM ★



DaRon Bland was named NFC Defensive Player of the Month for November, his first career player of the month award.

Combined with Dak Prescott's NFC Offensive Player of the Month honor for November, it marked the second time since at least 1994 that an NFL team had two monthly award winners at the same time (LA Rams in 2018).

In the Thanksgiving Day win against Washington (11/23), Bland recorded his fifth pick-six of the season, making him the only player in NFL history with five pick-sixes in a season. Overall in November, Bland finished with four interceptions, two of which he returned for a touchdown, along with five pass breakups and 26 tackles.

It also marked Dallas' second Defensive POTM award in 2023, as Micah Parsons won the award for September. It's the first time in team history that two defensive players were named POTM in the same season.

MICAH PARSONS NOTES



BY THE NUMBERS

39.0 Career Sacks
*fourth in the NFL since 2021

239 Career Pressures
*third in the NFL since 2021, per PFF

21.2 Pressure Percentage
*leads all edge defenders since 2021



2023 DALLAS COWBOYS

★ THE LIONBACKER ★

Micah Parsons proved to be explosive off the edge in his first two seasons with Dallas. Parsons led the NFL with 90 quarterback pressures and a league high 19.3% pressure percentage in 2022.

Parsons has not slowed down in 2023. His 82 pressures are once again tied for the league lead. He has also pressured quarterbacks on 20.1% of his pass rushes, first among all NFL defenders who have at least 275 pass rush snaps in 2023:

Player	Quarterback Pressures, PFF 2023		
	Pressures	Ps Rush	Prsr%
Micah Parsons, Dal	82	408	20.1%
Nick Bosa, SF	82	466	17.6%
Aidan Hutchinson, Det	76	471	16.5%
Maxx Crosby, LV	72	503	14.3%
Aaron Donald, LAR	70	452	15.5%

NFL Next Gen Stats clocked Parsons at an average pass rush get-off of 0.57 seconds against the N.Y. Jets (9/17) – the fastest of any player in a game over the last two years.

★ THE LION IS ALWAYS HUNGRY ★

Micah Parsons was on the prowl for opposing quarterbacks in his first two seasons with the Dallas Cowboys, finishing with 13.0 sacks as a rookie and 13.5 sacks in 2022, good for seventh in the NFL. In 2023 Parsons is eighth in the NFL with 12.5 sacks.

Parsons' career sack total is up to 39.0, the sixth-most sacks in a NFL player's first three seasons since sacks became official in 1982:

Most Sacks Through First Three Seasons - Since 1982

Player/Team	Seasons	Sacks
Reggie White, Phi.....	1985-87	52.0
Derrick Thomas, KC	1989-91	43.5
Aldon Smith, SF.....	2011-13	42.0
Dwight Freeney, Ind.....	2002-04	40.0
Shawne Merriman, SD	2005-07	39.5
Micah Parsons, Dal.....	2021-23	39.0
Richard Dent, Chi.....	1983-85	37.5
J.J. Watt, Hou.....	2011-13	36.5

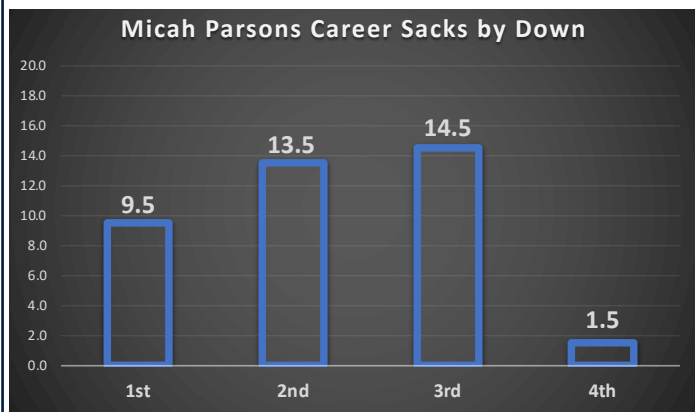
With 1.5 sacks against Washington (11/23), Parsons recorded his 13th career multi-sack game, the fourth-most multi-sack games in an NFL player's first three seasons since 1982:

Most Multi-Sack Games Through First Three Seasons Since 1982

Player/Team	Multi-Sack Gms	Seasons
Reggie White, Phi.....	17	1985-87
Aldon Smith, SF.....	16	2011-13
Richard Dent, Chi.....	14	1983-85
Micah Parsons, Dal.....	13	2021-23
Shawne Merriman, SD.....	12	2005-07

★ PARSONS SACKS BY DOWN ★

Micah Parsons has recorded 39.0 career sacks in the regular season. Below is a breakdown of his sacks by down:



12

Micah Parsons has 12.5 sacks in 2023 and is the first player in Cowboys history with double-digit sacks in each of his first three seasons. Parsons is also the second NFL player since 1982 with 12.0 sacks in each of his first three seasons, joining Reggie White.

★ BEWARE OF THE LION ★

Micah Parsons is one of the game's top pass rushers, and he led the league in pass rush win rate (30%) in 2022. In 2023, Parsons again leads the NFL in pass rush win rate (37.1%), which occurs when a defender beats his block in less than 2.5 seconds:

Pass Rush Win Rate - NFL 2023

Rk	Player, Team	Wins	Plays	PRWR
1.	Micah Parsons, Dal	72	194	37.1%
2.	Myles Garrett, Cle	59	198	29.8%
3.	Will Anderson Jr., Hou.....	51	204	25.0%
4.	Brian Burns, Car	32	134	23.9%
5.	Bradley Chubb, Mia	49	210	23.3%
6.	Jadeveon Clowney, Bal.....	46	202	22.8%
7.	Arden Key, Ten.....	37	163	22.7%
8.	Jadeveon Clowney, Bal.....	52	231	22.5%

DEFENSIVE NOTES

★ NFC DEFENSIVE POTM ★



Micah Parsons was named NFC Defensive Player of the Month for September, becoming just the fourth Cowboys defender to win the award for Dallas.

Parsons exploded out of the gates in 2023, registering 10 tackles, two for loss, 4.0 sacks and 15 pressures. He registered at least 1.0 sack in each of the September games. He was the fifth Cowboys player to start the season with a three-game sack streak and the first since DeMarcus Lawrence in 2017.

NFL Next Gen Stats had Parsons as the NFL's leader in pass rush win rate in September (40%), which occurs when a defender beats his block in less than 2.5 seconds.

Dallas Cowboys to Win NFC Defensive POM

Player	Position	Season	Month
Micah Parsons	LB	2023	September
Trevon Diggs	CB	2021	September
DeMarcus Lawrence	DE	2017	September
Sean Lee	LB	2013	October
Sean Lee	LB	2011	September

★ SACK ATTACK ★

Dallas was effective in rushing opposing passers in 2022, as Dallas' 54 sacks tied for third in the NFL. In 2023 Dallas is tied for eighth in the NFL with 39 sacks:

NFL Sack Leaders By Team - 2023

Team	Sacks	Player	Sacks
Baltimore	49	Miami	42
LA Chargers	43	San Francisco	40
Buffalo	42	Dallas	39
Indianapolis	42	Seattle	39
Kansas City	42		

Below are all of Dallas' 2023 sacks broken down by player:

Dallas Cowboys Sack Leaders - 2023

Player	Sacks	Player	Sacks
Micah Parsons	12.5	Johnathan Hankins	3.0
Dorance Armstrong	5.0	Dante Fowler	2.5
DeMarcus Lawrence	4.0	Chauncey Golston	1.5
Sam Williams	4.0	Jayron Kearse	1.5
Osa Odighizuwa	3.0	Neville Gallimore	1.0

★ BLITZ-CAST ★

In 2022 Dallas blitzed opponents on 26.5% of its dropbacks, 14th in the league. At this point in 2023, the Cowboys have notched up the pressure, and Dallas' 35.3% blitz rate is sixth in the NFL:

Blitz Per Dropback - NFL 2023

Team	Blz/Db	Team	Blz/Db
Minnesota	46.9%	Kansas City	38.4%
N.Y. Giants	44.8%	Carolina	37.5%
Tampa Bay	40.8%	Dallas	35.3%

When sending five-or-more pass rushers, Dallas has forced opposing quarterbacks to throw six interceptions, tied for the most interceptions in the NFL when blitzing:

Interceptions When Blitzing Opposing QBs - NFL 2023

Team	INT	Team	INT
Dallas	6	Minnesota	5
N.Y. Giants	6	Others tied	4
Baltimore	5		

★ EYES OUT FOR OSA ★

Osa Odighizuwa is having a career year, disrupting fronts in both the run and pass game. Odighizuwa has 3.0 sacks in 2023 and ranks second in pass rush win rate (20.3%) among interior defensive linemen in 2023, per NextGenStats. A pass rush win occurs when a defender beats his block in less than 2.5 seconds:

Pass Rush Win Rate - NFL Defensive Tackles per NextGen

Rk	Player, Team	Wins	Plays	PRWR
1.	Aaron Donald, LAR	52	234	22.2%
2.	Osa Odighizuwa, Dal	28	138	20.3%
3.	Dexter Lawrence, NYG	38	202	18.8%
4.	Jalen Carter, Phi	35	194	18.0%
5.	DeForest Buckner, Ind	33	201	16.4%

Odighizuwa has also totaled 32 pressures on 252 pass rush snaps, a 12.5% pressure rate that is ninth in the NFL among interior defensive lineman who have at least 200 pass rush snaps.

★ UNDER PRESSURE ★

The Cowboys front six have established themselves as one of the premier pass rushing units in the league. After leading the NFL with 271 pressures in 2022, Dallas ranks third in the NFL with 217 pressures in 2023, per *Pro Football Focus*:

Most QB Pressures per PFF - NFL 2023

Team	Pressures
San Francisco	239
Baltimore	229
Dallas	217
Philadelphia	210
Miami	207

★ FIRST DOWNS NOT ALLOWED ★

While the Dallas offense leads the league in first downs gained in 2023 (304), the Cowboys defense has succeeded in stopping opponents before the chains.

Dallas has allowed opponents to convert 228 first downs, the second-fewest first downs allowed in the league this season:

Fewest First Downs Allowed - NFL 2023

Team	1D Allwd	Team	1stD Allwd
Cleveland	182	Baltimore	233
Dallas	228	Atlanta	234
Minnesota	231	New England	235

Dallas' 238 first downs allowed are the fewest by a Cowboys team through 13 games of a season since 2008 (223).

★ GILLY LOCK ★

The Dallas Cowboys added a lockdown corner when they traded a 2023 fifth round pick to the Colts for the former 2019 NFL Defensive Player of the Year, Stephon Gilmore, who has added a veteran presence to the Dallas secondary.

Gilmore has two interceptions in 2023 and has 31 picks in his career, the fifth-most among active players.

NFL Pass Defense Leaders - Active Players

Interceptions	Pass Breakups
1. Patrick Peterson (35)	1. Darius Slay (148)
2. Harrison Smith (34)	2. Stephon Gilmore (138)
3. Tashaun Gipson Sr. (33)	3. Patrick Peterson (121)
4. Tyrann Mathieu (32)	4. Kareem Jackson (110)
5. Stephon Gilmore (31)	5. James Bradberry (110)

According to *Pro Football Focus*, Gilmore has allowed 38 receptions on 71 targets, a 53.5% reception percentage allowed that is ninth in the NFL among corners who have been targeted at least 40 times.

DEFENSIVE NOTES

★ DEFENSIVE SCORES ★

In 2023 Dallas leads the league with six defensive touchdowns, tying the single-season franchise record of six defensive touchdowns set in 2021:

Cowboys Most Defensive TDs in a Single Season

Season	INT Ret	Fum Ret	Tot TD
2021	5	1	6
2023	5	1	6
2013	2	3	5
1999	4	1	5
1983	2	3	5
1968	3	2	5

Since Dan Quinn's arrival in 2021, Dallas' 15 defensive touchdowns lead the NFL:

Most Defensive Touchdowns - NFL 2021-23

Team	INT Ret	Fum Ret	Tot TD
Dallas	9	5	15
Miami	7	4	11
New England.....	8	2	10
Philadelphia	5	4	9
Arizona.....	4	4	8

★ STAY SCHEMIN' ★

Under Defensive Coordinator Dan Quinn, the Dallas secondary has become one of the most versatile units in the league. The Cowboys led the NFL in takeaways in both 2021 and 2022.

Since Quinn arrived in Dallas, the Cowboys have played man coverage 33.8% of the time, the third-highest man coverage rate during that span. In 2023 Dallas has played man coverage 36.8% of the time, fourth in the league behind Cleveland (43.0%), the N.Y. Giants (37.2%) and New Orleans (36.9%).

Below is a year-by-year breakdown of Dallas' coverage schemes dating back to 2019, per TruMedia:

Dallas Cowboys Year-by-Year Man vs. Zone Coverage - Per PFF

Year	Def. Coord.	Man %	Zone%
2023	Dan Quinn	36.8% (4th)	59.7% (29th)
2022	Dan Quinn	27.2% (12th)	69.0% (14th)
2021	Dan Quinn	38.4% (3rd)	57.0% (29th)
2020	Mike Nolan	26.2% (19th)	66.3% (14th)
2019	Rod Marinelli	26.1% (27th)	67.8% (6th)

★ STOPS IN CRUNCH TIME ★

The Dallas defense has stepped up late in games this season. Despite several teams scoring points late due to eight 20-point blowout victories, Dallas has allowed just six touchdowns in the fourth quarter this season, and its 3.7 points allowed-per-game in the fourth quarter ranks third in the NFL:

Fourth Quarter Points Allowed-Per-Game - 2023

Team	Pts/4Q	Team	Pts/4Q
San Francisco.....	3.0	Atlanta	4.3
Pittsburgh	3.4	N.Y. Jets	4.3
Dallas	3.7	Minnesota.....	4.6
Las Vegas.....	4.2	Kansas City	4.7

★ NEGATIVE PLAYS ★

After ranking 24th in opponent negative plays in 2020, Dallas has taken down opponents behind the line of scrimmage at a high rate since Dan Quinn's arrival in 2021.

In 2023 Dallas has forced its opponents to zero or negative yards on 36.5% of its snaps this season, including incompletions, good for third in the league per TruMedia:

Opponent Zero or Negative Yard Play Percentage - 2023

Team	Snaps	Neg0Plys	Neg0Ply%
Cleveland	737	308	41.9%
Baltimore	852	316	37.1%
Dallas	769	281	36.5%
Pittsburgh.....	842	302	35.9%
Atlanta.....	821	291	35.4%

★ THIRD-AND-I GOT THIS ★

The Cowboys have held opponents to 62-of-166 on third downs in 2023, a 37.3% opponent third down conversion rate that is 12th in the NFL. When limiting opposing offenses on first and second down, the Cowboys defense has given opponents fits on third and long (more than six yards). Dallas has allowed just 14 first downs on 75 third and long attempts, an 18.7% third and long opponent conversion rate that is sixth in the NFL in 2023.

Below is a breakdown of the Cowboys opponent third down conversions by distance in 2023:

Cowboys Third Down Defense in 2023

3rd & Short (<4 Yds)	3rd & Med (4-6 Yds)	3rd & Long (>6 Yds)	3rd & 10+
34-55 (61.8%)	14-36 (38.9%)	14-75 (18.7%)	5-49 (10.2%)
Rank: 20th	Rank: 8th	Rank: 6th	Rank: t-6th

In the win against the N.Y. Giants (11/12), Dallas did not allow a first down on 12 third down attempts (0-12). Below are the games where Dallas did not allow one third down conversion since 1990:

Zero Third Down Conversions Allowed - Cowboys Since 1990

Opp, Date	3rdAtt	3rdConv	3rdConv%
NYG, 11/12/23	12	0	0.0%
NYG, 1/3/21	7	0	0.0%
Ari, 9/6/98	10	0	0.0%
Det, 11/8/92	7	0	0.0%
LA Raiders, 10/25/92.....	8	0	0.0%

★ TAKEAWAYS IN BUNCHES ★

The Cowboys led the NFL in takeaways in both 2021 (34) and 2022 (33)), becoming the first team to lead the NFL in takeaways in back-to-back seasons since the Pittsburgh Steelers from 1972-74 (three straight seasons).

In 2023 Dallas is tied for seventh with 21 takeaways, and since Dan Quinn arrived as defensive coordinator in 2021, the Cowboys lead the NFL in both takeaways (88) and interceptions (55):

Most Takeaways in the NFL - 2021-23

Team	INT	FR	Takeaways
Dallas	55	33	88
Buffalo.....	48	25	73
Indianapolis.....	42	31	73
New England	49	20	69
Tampa Bay	38	29	67
San Francisco.....	46	21	67

Dallas is 8-0 when winning the turnover battle in 2023, the league's best record in that category. Overall, the Cowboys have a +10 turnover differential, tied for second in the NFL.

★ FUMBLEROOSKI ★

Dallas has put an emphasis on takeaways since Dan Quinn arrived as defensive coordinator in 2021. In 2022 Dallas made an effort to jar the ball loose from opposing ball carriers, as the Cowboys led the league with 20 forced fumbles, which was also the most by a Cowboys team since the stat became official in 1994:

The Cowboys have forced 12 fumbles in 2023, and spanning back to last season, Dallas leads the league in forced fumbles (32):

Team Leaders in Forced Fumbles - 2022-23

Team	FF	Team	FF
Dallas	32	Minnesota	28
Indianapolis.....	29	N.Y. Giants.....	28
Denver	29		

Along with forcing fumbles, Dallas is quick to recover fumbles on the defensive side of the ball. In 2023 Dallas has pounced on eight fumble recoveries. Since the start of 2022, Dallas leads the league in defensive fumble recoveries (25).

SPECIAL TEAMS NOTES

2023 SEASON (NFL Rank)

30 Field Goals (2nd)

100% Field Goal Percentage (T-1st)

129 Kicking Points (1st)

★ BUTTER AUBREY ★

Brandon Aubrey, who spent his collegiate athletic career as a soccer player at Notre Dame, is second in the NFL in field goals made (30) and tied for the league lead in field goal percentage (100%). After Aubrey made a game-winning field goal at the LA Chargers (10/16), Dak Prescott called Aubrey "Butter Aubrey" in reference to his historic start.

Aubrey has made all 30 of his field goal attempts in 2023, extending his NFL record for the most field goals made without a miss to start a career:

Most Field Goals Made Without Missing To Start Career NFL History

Player, Season	FGM	FGA
Brandon Aubrey, 2023	30	30
Travis Coons, 2015	18	18
Chandler Catanzaro, 2014	17	17
Kai Forbath, 2012	17	17

★ LONG BALL BRANDON ★

Along with his efficient start to the season, Aubrey has shown that he has the ability to knock down kicks from long range. Aubrey nailed a 60-yard field goal and a 59-yard field goal against Philadelphia (12/10), becoming the first player in NFL history to make two field goals from 59-plus yards in a single game.

Below are the longest field goals by a Cowboys rookie:

Longest Field Goals by Cowboys Rookie Kickers

Player	FG Length	Opp, Date
Brett Maher	62	Phi, 12/9/18
Brandon Aubrey	60	Phi, 12/10/23
Brandon Aubrey	59	Phi, 12/10/23
Brett Maher	59	TB, 12/23/18
Brandon Aubrey	58	LAR, 10/29/23

Aubrey has made eight field goals from 50-plus yards in 2023, the most 50-yard field goals by a Cowboys rookie and the second-most 50-yard makes in a season by any Cowboys player:

Most 50-Yard Field Goals Made in a Season - Cowboys History

Player, Season	50+ Yd FG	FGM	FGA
Brett Maher, 2022	9	11	
Brandon Aubrey, 2023	8	8	
Dan Bailey, 2013	6	7	
Brett Maher, 2018	6	7	

Additionally, Aubrey made three field goals from 50-plus yards on Sunday Night Football against Philadelphia (12/10). He is just the second player in franchise history with three field goals of 50-plus yards in a single game, joining Brett Maher (at Min, 11/20/22).

★ POINT PERSON ★

Brandon Aubrey signed with the Cowboys prior to training camp after kicking two seasons for the Birmingham Stallions in the USFL. Aubrey has been rock solid as a rookie, converting all 30 of his field goal attempts and 39-of-42 PATs.

Along with precision, Aubrey has racked up points thanks to touchdowns from all three phases. Aubrey's 129 kicking points lead the league in 2023 and are the second-most kicking points through 13 career games in NFL history:

Most Kicking Points in First 13 Career Games NFL History

Player	FGM	FGA	FG%	PAT	Pts
Harrison Butker, 2017	38	42	90.5%	28	142
Brandon Aubrey, 2023	30	30	100.0%	39	129
Dan Bailey, 2011	31	35	88.6%	32	125
Cody Parkey, 2014	27	29	93.1%	44	125
Chris Boswell, 2015	30	33	90.9%	31	121

★ TOUCHBACK CENTRAL ★

Brandon Aubrey leads the NFL with 84 touchbacks on 89 kick-offs (94.4% touchback percentage, second in the NFL).

Aubrey has already set the single-season franchise record for touchbacks, and his 84 touchbacks are the third-most in a season in NFL history:

NFL Kickoff Touchback Single-Season Leaders

Player, Season	TB	Player	TB
Bradley Pinion, 2019	88	Matt Prater, 2013	81
Bradley Pinion, 2020	85	Greg Zuerlein, 2021	80
Brandon Aubrey, 2023	84	Brett Maher, 2022	78

★ NFC SPECIAL TEAMS POTM ★



Rookie kicker Brandon Aubrey was named NFC Special Teams Player of the Month for October, becoming the first Cowboys kicker to win Player of the Month since Richie Cunningham in September 1997.

In the month of October, Aubrey went eight-of-eight on field goals, including two makes from 50-plus yards. Aubrey added 23 touchbacks on 23 kickoffs and was 11-of-11 on PATs.

Dallas Cowboys to Win NFC Special Teams POM

Player	Position	Season	Month
Brandon Aubrey	K	2023	October
Jason Tucker	KR	1999	December
Richie Cunningham	K	1997	September
Chris Boniol	K	1996	November

60 Brandon Aubrey made a 60-yard field goal in the first quarter against Philadelphia (12/10). It was the first 60-yard field goal made in the first quarter in NFL history.



ROSTERS AND DEPTH CHART

2023 DALLAS COWBOYS UNOFFICIAL DEPTH CHART

(As of December 12, 2023)

OFFENSE

WR	88 CeeDee Lamb	<u>83 Jalen Brooks</u>	
LT	77 Tyron Smith	71 Chuma Edoga	
LG	73 Tyler Smith	71 Chuma Edoga	<u>76 Asim Richards</u>
C	63 Tyler Biadasz	67 Brock Hoffman	
RG	70 Zack Martin	<u>66 T.J. Bass</u>	
RT	78 Terence Steele	71 Chuma Edoga	
TE	87 Jake Ferguson	<u>86 Luke Schoonmaker</u>	84 Sean McKeon
WR	3 Brandin Cooks	9 KaVontae Turpin	
WR	13 Michael Gallup	18 Jalen Tolbert	
QB	4 Dak Prescott	10 Cooper Rush	15 Trey Lance
RB	20 Tony Pollard	23 Rico Dowdle	<u>42 Deuce Vaughn</u> <u>40 Hunter Luepke</u>

DEFENSE

DE	90 DeMarcus Lawrence	54 Sam Williams	
DT	95 Johnathan Hankins	<u>58 Mazi Smith</u>	
DT	97 Osa Odighizuwa	96 Neville Gallimore	99 Chauncey Golston
DE	92 Dorance Armstrong	56 Dante Fowler	
LB	11 Micah Parsons	32 Rashaan Evans	<u>91 Tyrus Wheat</u>
LB	33 Damone Clark	14 Markquese Bell	
CB	21 Stephon Gilmore	<u>37 Eric Scott</u>	
NCB	2 Jourdan Lewis	19 Noah Igbinoghene	
CB	26 DaRon Bland	25 Nahshon Wright	
S	1 Jayron Kearse	24 Israel Mukuamu	
S	6 Donovan Wilson		
S	28 Malik Hooker	30 Juanyeh Thomas	

SPECIALISTS

K	<u>17 Brandon Aubrey</u>		
P	5 Bryan Anger		
LS	44 Trent Sieg		
H	5 Bryan Anger		
KR	9 KaVontae Turpin	23 Rico Dowdle	<u>42 Deuce Vaughn</u>
PR	9 KaVontae Turpin	<u>42 Deuce Vaughn</u>	

PRONUNCIATION GUIDE

Dorance Armstrong	DOOR-intz	Sean McKeon	muh-CUE-in
Markquese Bell	mar-KEESE	Israel Mukuamu	MOO-kwah-moo
Tyler Biadasz	bee-AH-dish	Osa Odighizuwa	oh-DIGGY-zoowa
DaRon Bland	duh-RON	Asim Richards	AH-sum
Damone Clark	duh-MONE	Luke Schoonmaker	SKOON-maker
Rico Dowdle	DOWD-ill	Trent Sieg	SIG
Chuma Edoga	chu-MA ee-doe-GAH	Mazi Smith	MAH-zee
Stephon Gilmore	steph-AHN	Tyron Smith	TIE-rin
Noah Igbinoghene	IGG-bin-AWG-guh-nee	Juanyeh Thomas	ONE-yay
Jayron Kearse	JAY-RON	KaVontae Turpin	kuh-VON-tay
Hunter Luepke	LIP-key	Nahshon Wright	nuh-SHAWN

COACHING STAFF

HEAD COACH: Mike McCarthy

ASSISTANTS: Jeff Blasko (Running Game Coordinator/Running Backs), Ramon Chinyoung (Quality Control/Asst. Offensive Line), Aden Durde (Defensive Line), John Fassel (Special Teams Coordinator), Ryan Feder (Game Management/Off. Assistant), Sharrif Floyd (Quality Control/Asst. Defensive Line), Will Harriger (Offensive Assistant/Quality Control), Evan Harrington (Offensive Assistant), Al Harris (Defensive Backs), Chase Haslett (Assistant Tight Ends), Cannon Matthews (Assistant Defensive Backs), Scott McCurley (Linebackers), Harold Nash (Strength & Conditioning Coordinator), Pete Ohnegian (Quality Control/Defensive Assistant), Robert Prince (Wide Receivers), Dan Quinn (Defensive Coordinator), Justin Rudd (Coaching Operations Manager/Football Analytics), Brian Schottenheimer (Offensive Coordinator), Eric Simonelli (Quality Control Analytics), Cedric Smith (Assistant Strength & Conditioning), Kendall Smith (Assistant Strength & Conditioning), Mike Solari (Offensive Line), Rayna Stewart (Assistant Special Teams), Darian Thompson (Quality Control/Asst. Linebackers), Scott Tolzien (Quarterbacks), Lunda Wells (Tight Ends), Joe Whitt (Secondary/Defensive Pass Game Coordinator).

2023 DALLAS COWBOYS ALPHABETICAL ROSTER

NO.	NAME	POS	HT	WT	DOB	EXP	COLLEGE	HOMETOWN	GP	GS	DNP	IA
5	Anger, Bryan	P	6-3	214	10/6/1988	12	California	Camarillo, Calif.	13	0	0	0
92	Armstrong, Dorance	DE	6-3	270	6/10/1997	6	Kansas	Houston, Texas	13	0	0	0
17	Aubrey, Brandon	K	6-3	208	3/14/1995	R	Notre Dame	St. Louis, Mo.	13	0	0	0
66	Bass, T.J.	G	6-4	315	3/31/1999	R	Oregon	Deming, Wash.	13	1	0	0
14	Bell, Markquese	LB	6-2	218	12/31/1999	2	Florida A&M	Bridgeton, N.J.	13	7	0	0
63	Biadasz, Tyler	C	6-4	316	11/20/1997	4	Wisconsin	Amherst, Wisc.	12	12	0	1
26	Bland, DaRon	CB	6-2	202	7/12/1999	2	Fresno State	Modesto, Calif.	13	11	0	0
83	Brooks, Jalen	WR	6-1	203	5/7/2000	R	South Carolina	Harrisburg, N.C.	5	0	0	8
33	Clark, Damone	LB	6-2	245	6/28/2000	2	Louisiana State	Baton Rouge, La.	13	13	0	0
3	Cooks, Brandin	WR	5-10	193	9/25/1993	10	Oregon State	Stockton, Calif.	12	11	0	1
23	Dowdle, Rico	RB	5-11	218	6/14/1998	4	South Carolina	Asheville, N.C.	13	0	0	0
71	Edoga, Chuma	OL	6-4	315	5/25/1997	5	Southern California	Atlanta, Ga.	13	5	0	0
32	Evans, Rashaan	LB	6-2	228	11/8/1995	6	Alabama	Auburn, Ala.	7	1	0	0
87	Ferguson, Jake	TE	6-5	252	1/18/1999	2	Wisconsin	Madison, Wisc.	13	12	0	0
56	Fowler, Dante	DE	6-3	250	8/3/1994	8	Florida	St. Petersburg, Fla.	13	0	0	0
96	Gallimore, Neville	DT	6-2	315	1/17/1997	4	Oklahoma	Ottawa, Ontario	13	0	0	0
13	Gallup, Michael	WR	6-1	205	3/4/1996	6	Colorado State	Monroe, Ga.	13	11	0	0
21	Gilmore, Stephon	CB	6-0	190	9/19/1990	12	South Carolina	Rock Hill, SC	13	13	0	0
99	Golston, Chauncey	DE	6-5	285	2/10/1998	3	Iowa	Detroit, Mich.	13	3	0	0
95	Hankins, Johnathan	DT	6-3	325	3/30/1992	11	Ohio State	Dearborn Heights, Mich.	13	13	0	0
89	Hendershot, Peyton	TE	6-4	250	4/23/1999	2	Indiana	North Salem, Ind.	4	0	0	2
67	Hoffman, Brock	C	6-4	315	7/2/1999	1	Virginia Tech	Statesville, N.C.	13	1	0	0
28	Hooker, Malik	S	6-1	215	4/2/1996	7	Ohio State	New Castle, Pa.	13	13	0	0
19	Igbinoghene, Noah	CB	5-11	194	11/27/1999	4	Auburn	Trussville, Ala.	4	0	0	9
1	Kearse, Jayron	S	6-4	227	2/11/1994	8	Clemson	Fort Myers, Fla.	12	9	0	1
88	Lamb, CeeDee	WR	6-2	197	4/8/1999	4	Oklahoma	Richmond, Texas	13	13	0	0
15	Lance, Trey	QB	6-4	226	5/9/2000	3	North Dakota State	Marshall, Minn.	0	0	0	13
90	Lawrence, DeMarcus	DE	6-3	254	4/28/1992	10	Boise State	Aiken, S.C.	13	13	0	0
2	Lewis, Jourdan	CB	5-10	190	8/31/1995	7	Michigan	Detroit Mich.	12	4	0	1
40	Luepke, Hunter	RB	6-1	245	2/28/2000	R	North Dakota State	Spencer, Wisc.	13	0	0	0
70	Martin, Zack	G	6-4	315	11/20/1990	10	Notre Dame	Indianapolis, Ind.	12	12	0	1
24	Mukuamu, Israel	S	6-4	215	11/28/1999	3	South Carolina	Charlotte, N.C.	10	0	0	3
97	Odighizuwa, Osa	DT	6-2	294	8/13/1998	3	UCLA	Dayton, Ohio	13	13	0	0
11	Parsons, Micah	LB	6-3	250	5/26/1999	3	Penn State	Harrisburg, Pa.	13	13	0	0
20	Pollard, Tony	RB	6-0	215	4/30/1997	5	Memphis	Memphis, Tenn.	13	13	0	0
4	Prescott, Dak	QB	6-2	228	7/29/1993	8	Mississippi State	Haughton, La.	13	13	0	0
76	Richards, Asim	T	6-4	315	10/2/2000	R	North Carolina	Philadelphia, Pa.	6	0	0	7
10	Rush, Cooper	QB	6-3	224	11/21/1993	6	Central Michigan	Charlotte, Mich.	6	0	7	0
86	Schoonmaker, Luke	TE	6-5	255	9/28/1998	R	Michigan	Hamden, Conn.	13	0	0	0
37	Scott, Eric	DB	6-1	205	8/7/1998	R	Southern Mississippi	Basehor, Kan.	0	0	0	13
44	Sieg, Trent	LS	6-3	240	5/19/1995	6	Colorado State	Eaton, Colo.	13	0	0	0
58	Smith, Mazi	DT	6-3	328	6/16/2001	R	Michigan	Grand Rapids, Mich.	13	0	0	0
73	Smith, Tyler	G/T	6-5	320	4/3/2001	2	Tulsa	Fort Worth, Texas	11	11	0	2
77	Smith, Tyron	T	6-5	307	12/12/1990	13	Southern California	Moreno Valley, Calif.	10	10	1	2
78	Steele, Terence	T	6-6	320	6/4/1997	4	Texas Tech	Cibolo, Texas	13	13	0	0
30	Thomas, Juanyeh	S	6-1	215	6/24/2000	1	Georgia Tech	Niceville, Fla.	12	1	0	1
18	Tolbert, Jalen	WR	6-1	200	2/27/1999	2	South Alabama	Mobile, Ala.	13	5	0	0
9	Turpin, KaVontae	WR	5-7	155	8/2/1996	2	TCU	Monroe, La.	12	0	0	1
42	Vaughn, Deuce	RB	5-5	180	11/2/2001	R	Kansas State	Round Rock, Texas	6	0	0	7
91	Wheat, Tyrus	LB	6-2	263	12/8/1999	R	Mississippi State	Amite, La.	8	0	0	0
54	Williams, Sam	DE	6-4	262	3/31/1999	2	Mississippi	Montgomery, Ala.	13	0	0	0
6	Wilson, Donovan	S	6-0	205	2/21/1995	5	Texas A&M	Shreveport, La.	11	9	0	2
25	Wright, Nahshon	CB	6-4	200	9/23/1998	3	Oregon State	East Palo Alto, Calif.	8	0	0	0
PRACTICE SQUAD												
80	Billy-Johnson, Tyron	WR	6-1	195	1/8/1996	4	Oklahoma State	New Orleans, La.	0	0	0	0
64	Bostick, Earl	T	6-6	315	12/31/1998	R	Kansas	Barnwell, S.C.	0	0	0	0
17	Bryant, Martavis	WR	6-4	210	12/20/1991	5	Clemson	Calhoun Falls, S.C.	0	0	0	0
31	Butler, Josh	CB	6-0	186	11/25/1996	R	Michigan State	Mesquite, Texas	0	0	0	0
16	Cropper, Jalen	WR	5-11	180	5/3/2001	R	Fresno State	Parlier, Calif.	0	0	0	0
98	Davis Jr., Carl	NT	6-5	335	3/2/1992	9	Iowa	Detroit, Mich.	0	0	0	0
34	Davis, Malik	RB	5-10	205	11/26/1998	2	Florida	Tamp, Fla.	1	0	0	0
48	Fant, Princeton	TE	6-2	250	3/11/1999	R	Tennessee	Nashville, Tenn.	2	0	0	0
46	Jefferson, Malik	LB	6-2	245	11/15/1996	4	Texas	Mesquite, TX	3	0	0	0
57	Johnson, Buddy	LB	6-2	240	2/27/1999	2	Texas A&M	Dallas, TX	0	0	0	0
51	Johnson, Durrell	DE	6-3	260	6/26/1998	R	Liberty	Baltimore, Md.	0	0	0	0
68	Pankey, Adam	G	6-5	307	2/2/1994	4	West Virginia	Hamilton, OH	0	0	0	0
94	Previlon, Willington	DL	6-5	285	5/19/1997	1	Rutgers	Orange, NJ	0	0	0	0
27	Redwine, Sheldrick	DB	6-0	195	11/6/1996	4	Miami	Miami, FL	1	0	0	0
65	Shepley, Dakota	G	6-4	290	12/27/1994	3	British Columbia	Windsor, Ontario	0	0	0	0
RESERVE/DESIGNATED FOR RETURN												
79	Waletzko, Matt	T	6-8	320	12/15/1999	2	North Dakota	Cold Spring, Minn.	0	0	0	0
RESERVE/INJURED												
75	Ball, Josh	T	6-8	320	5/15/1998	3	Marshall	Fredericksburg, Va.	0	0	0	0
7	Diggs, Trevon	CB	6-1	204	9/20/1998	4	Alabama	Gaithersburg, Md.	2	2	0	0
85	Durden, David	WR	6-1	208	12/26/1998	R	West Florida	Midville, Ga.	0	0	0	0
93	Fehoko, Viliani	DE	6-4	283	12/16/1999	R	San Jose State	East Paolo Alto, Calif.	0	0	0	9
29	Goodwin, C.J.	CB	6-3	195	2/4/1990	8	California (PA)	Wheeling, W.V.	5	0	0	0
84	McKeon, Sean	TE	6-5	255	12/28/1997	4	Michigan	Dudley, Mass.	9	0	0	0
35	Overshown, DeMarvion	LB	6-3	230	8/13/2000	R	Texas	Arp, Texas	0	0	0	0
81	Stephens, John	TE	6-6	245	9/23/1999	R	Louisiana-Lafayette	Logansport, LA.	0	0	0	0
55	Vander Esch, Leighton	LB	6-4	255	2/8/1996	6	Boise State	Riggins, Idaho	5	5	0	0
PRACTICE SQUAD/INJURED RESERVE												
53	Price, Billy	OL	6-4	312	10/11/1994	6	Ohio State	Austintown, Ohio	0	0	0	0

2023 DALLAS COWBOYS NUMERICAL ROSTER

NO.	NAME	POS	HT	WT	AGE	EXP	COLLEGE	HOW ACQ	GP	GS	DNP	IA
1	Jayron Kearse	S	6-4	227	29	8	Clemson	FA-'21	12	9	0	1
2	Jourdan Lewis	CB	5-10	190	28	7	Michigan	D3-'17	12	4	0	1
3	Brandin Cooks	WR	5-10	193	30	10	Oregon State	T(Hou)-'23	12	11	0	1
4	Dak Prescott	QB	6-2	228	30	8	Mississippi State	D4b-'16	13	13	0	0
5	Bryan Anger	P	6-3	214	35	12	California	FA-'21	13	0	0	0
6	Donovan Wilson	S	6-0	205	28	5	Texas A&M	D6-'19	11	9	0	2
9	KaVontae Turpin	WR	5-7	155	27	2	TCU	UDFA-'22	12	0	0	1
10	Cooper Rush	QB	6-3	224	30	6	Central Michigan	FA-'20	6	0	7	0
11	Micah Parsons	LB	6-3	250	24	3	Penn State	D1-'21	13	13	0	0
13	Michael Gallup	WR	6-1	205	27	6	Colorado State	D3-'18	13	11	0	0
14	Markquese Bell	LB	6-2	218	23	2	Florida A&M	UDFA-'22	13	7	0	0
15	Trey Lance	QB	6-4	226	23	3	North Dakota State	T(SF)-'23	0	0	0	13
17	Brandon Aubrey	K	6-3	208	28	R	Notre Dame	FA-'23	13	0	0	0
18	Jalen Tolbert	WR	6-1	200	24	2	South Alabama	D3-'22	13	5	0	0
19	Noah Igbinoghene	CB	5-11	194	24	4	Auburn	T(Mia)-'23	4	0	0	9
20	Tony Pollard	RB	6-0	215	26	5	Memphis	D4a-'19	13	13	0	0
21	Stephon Gilmore	CB	6-0	190	33	12	South Carolina	T(Ind)-'23	13	13	0	0
23	Rico Dowdle	RB	5-11	218	25	4	South Carolina	UDFA-'20	13	0	0	0
24	Israel Mukuamu	S	6-4	215	24	3	South Carolina	D6b-'21	10	0	0	3
25	Nahshon Wright	CB	6-4	200	25	3	Oregon State	D3c-'21	8	0	0	0
26	DaRon Bland	CB	6-2	202	24	2	Fresno State	D5b-'22	13	11	0	0
28	Malik Hooker	S	6-1	215	27	7	Ohio State	FA-'21	13	13	0	0
30	Juanyeh Thomas	S	6-1	215	23	1	Georgia Tech	UDFA-'22	12	1	0	1
32	Rashaan Evans	LB	6-2	228	28	6	Alabama	FA-'23	7	1	0	0
33	Damone Clark	LB	6-2	245	23	2	Louisiana State	D5c-'22	13	13	0	0
37	Eric Scott	DB	6-1	205	25	R	Southern Mississippi	D6a-'23	0	0	0	13
40	Hunter Luepke	RB	6-1	245	23	R	North Dakota State	UDFA-'23	13	0	0	0
42	Deuce Vaughn	RB	5-5	180	22	R	Kansas State	D6b-'23	6	0	0	7
44	Trent Sieg	LS	6-3	240	28	6	Colorado State	FA-'23	13	0	0	0
54	Sam Williams	DE	6-4	262	24	2	Mississippi	D2-'22	13	0	0	0
56	Dante Fowler	DE	6-3	250	29	8	Florida	UFA-'23	13	0	0	0
58	Mazi Smith	DT	6-3	328	22	R	Michigan	D1-'23	13	0	0	0
63	Tyler Biadasz	C	6-4	316	26	4	Wisconsin	D4b-'20	12	12	0	1
66	T.J. Bass	G	6-4	315	24	R	Oregon	UDFA-'23	13	1	0	0
67	Brock Hoffman	C	6-4	315	24	1	Virginia Tech	FA-'22	13	1	0	0
70	Zack Martin	G	6-4	315	33	10	Notre Dame	D1-'14	12	12	0	1
71	Chuma Edoga	OL	6-4	315	26	5	Southern California	UFA-'23	13	5	0	0
73	Tyler Smith	G/T	6-5	320	22	2	Tulsa	D1-'22	11	11	0	2
76	Asim Richards	T	6-4	315	23	R	North Carolina	D5-'23	6	0	0	7
77	Tyron Smith	T	6-5	307	33	13	Southern California	D1-'11	10	10	1	2
78	Terence Steele	T	6-6	320	26	4	Texas Tech	UDFA-'20	13	13	0	0
83	Jalen Brooks	WR	6-1	203	23	R	South Carolina	D7-'23	5	0	0	8
86	Luke Schoonmaker	TE	6-5	255	25	R	Michigan	D2-'23	13	0	0	0
87	Jake Ferguson	TE	6-5	252	24	2	Wisconsin	D4-'22	13	12	0	0
88	CeeDee Lamb	WR	6-2	197	24	4	Oklahoma	D1-'20	13	13	0	0
89	Peyton Hendershot	TE	6-4	250	24	2	Indiana	UDFA-'22	4	0	0	2
90	DeMarcus Lawrence	DE	6-3	254	31	10	Boise State	D2-'14	13	13	0	0
91	Tyrus Wheat	LB	6-2	263	24	R	Mississippi State	UDFA-'23	8	0	0	0
92	Dorance Armstrong	DE	6-3	270	26	6	Kansas	D4a-'18	13	0	0	0
95	Johnathan Hankins	DT	6-3	325	31	11	Ohio State	T(LV)-'22	13	13	0	0
96	Neville Gallimore	DT	6-2	315	26	4	Oklahoma	D3-'20	13	0	0	0
97	Osa Odighizuwa	DT	6-2	294	25	3	UCLA	D3a-'21	13	13	0	0
99	Chauncey Golston	DE	6-5	285	25	3	Iowa	D3b-'21	13	3	0	0
PRACTICE SQUAD												
16	Jalen Cropper	WR	5-11	180	22	R	Fresno State	UDFA-'23	0	0	0	0
17	Martavis Bryant	WR	6-4	210	31	5	Clemson	FA-'23	0	0	0	0
27	Sheldrick Redwine	DB	6-0	195	27	4	Miami	FA-'22	1	0	0	0
31	Josh Butler	CB	6-0	186	27	R	Michigan State	FA-'23	0	0	0	0
34	Malik Davis	RB	5-10	205	25	2	Florida	UDFA-'22	1	0	0	0
46	Malik Jefferson	LB	6-2	245	27	4	Texas	FA-'22	3	0	0	0
48	Princeton Fant	TE	6-2	250	24	R	Tennessee	UDFA-'23	2	0	0	0
51	Durrell Johnson	DE	6-3	260	25	R	Liberty	UDFA-'23	0	0	0	0
57	Buddy Johnson	LB	6-2	240	24	2	Texas A&M	FA-'23	0	0	0	0
64	Earl Bostick	T	6-6	315	24	R	Kansas	UDFA-'23	0	0	0	0
65	Dakoda Shepley	G	6-4	290	28	3	British Columbia	FA-'23	0	0	0	0
68	Adam Pankey	G	6-5	307	29	4	West Virginia	FA-'23	0	0	0	0
80	Tyron Billy-Johnson	WR	6-1	195	27	4	Oklahoma State	FA-'23	0	0	0	0
94	Willington Previlon	DL	6-5	285	26	1	Rutgers	FA-'23	0	0	0	0
98	Carl Davis Jr.	NT	6-5	335	31	9	Iowa	FA-'23	0	0	0	0
RESERVE/DESIGNATED FOR RETURN												
79	Matt Waletzko	T	6-8	320	23	2	North Dakota	D5a-'22	0	0	0	0
RESERVE/INJURED												
7	Trevon Diggs	CB	6-1	204	25	4	Alabama	D2-'20	2	2	0	0
29	C.J. Goodwin	CB	6-3	195	33	8	California (PA)	PS(Cin)-'18	5	0	0	0
35	DeMarvion Overshown	LB	6-3	230	23	R	Texas	D3-'23	0	0	0	0
55	Leighton Vander Esch	LB	6-4	255	27	6	Boise State	D1-'18	5	5	0	0
75	Josh Ball	T	6-8	320	25	3	Marshall	D4b-'21	0	0	0	0
81	John Stephens	TE	6-6	245	24	R	Louisiana-Lafayette	UDFA-'23	0	0	0	0
84	Sean McKeon	TE	6-5	255	25	4	Michigan	UDFA-'20	9	0	0	0
85	David Durdon	WR	6-1	208	24	R	West Florida	UDFA-'23	0	0	0	0
93	Viliami Fehoko	DE	6-4	283	23	R	San Jose State	D4-'23	0	0	0	9
PRACTICE SQUAD/INJURED RESERVE												
53	Billy Price	OL	6-4	312	29	6	Ohio State	FA-'23	0	0	0	0

2023 DALLAS COWBOYS POSITIONAL ROSTER

NO.	NAME	POS.	HT.	WT.	AGE	EXP.	COLLEGE	HOW ACQ.
QUARTERBACKS (3)								
4	Dak Prescott	QB	6-2	228	30	8	Mississippi State	D4b-'16
10	Cooper Rush	QB	6-3	224	30	6	Central Michigan	FA-'20
15	Trey Lance	QB	6-4	226	23	3	North Dakota State	T(SF)-'23
RUNNING BACKS (4)								
20	Tony Pollard	RB	6-0	215	26	5	Memphis	D4a-'19
23	Rico Dowdle	RB	5-11	218	25	4	South Carolina	UDFA-'20
40	Hunter Luepke	RB	6-1	245	23	R	North Dakota State	UDFA-'23
42	Deuce Vaughn	RB	5-5	180	22	R	Kansas State	D6b-'23
WIDE RECEIVERS (6)								
3	Brandin Cooks	WR	5-10	193	30	10	Oregon State	T(Hou)-'23
9	KaVontae Turpin	WR	5-7	155	27	2	TCU	UDFA-'22
13	Michael Gallup	WR	6-1	205	27	6	Colorado State	D3-'18
18	Jalen Tolbert	WR	6-1	200	24	2	South Alabama	D3-'22
83	Jalen Brooks	WR	6-1	203	23	R	South Carolina	D7-'23
88	CeeDee Lamb	WR	6-2	197	24	4	Oklahoma	D1-'20
TIGHT ENDS (3)								
86	Luke Schoonmaker	TE	6-5	255	25	R	Michigan	D2-'23
87	Jake Ferguson	TE	6-5	252	24	2	Wisconsin	D4-'22
89	Peyton Hendershot	TE	6-4	250	24	2	Indiana	UDFA-'22
OFFENSIVE LINE (9)								
63	Tyler Biadasz	C	6-4	316	26	4	Wisconsin	D4b-'20
66	T.J. Bass	G	6-4	315	24	R	Oregon	UDFA-'23
67	Brock Hoffman	C	6-4	315	24	1	Virginia Tech	FA-'22
70	Zack Martin	G	6-4	315	33	10	Notre Dame	D1-'14
71	Chuma Edoga	OL	6-4	315	26	5	Southern California	UFA-'23
73	Tyler Smith	G/T	6-5	320	22	2	Tulsa	D1-'22
76	Asim Richards	T	6-4	315	23	R	North Carolina	D5-'23
77	Tyron Smith	T	6-5	307	33	13	Southern California	D1-'11
78	Terence Steele	T	6-6	320	26	4	Texas Tech	UDFA-'20
DEFENSIVE LINE (9)								
54	Sam Williams	DE	6-4	262	24	2	Mississippi	D2-'22
56	Dante Fowler	DE	6-3	250	29	8	Florida	UFA-'23
58	Mazi Smith	DT	6-3	328	22	R	Michigan	D1-'23
90	DeMarcus Lawrence	DE	6-3	254	31	10	Boise State	D2-'14
92	Dorance Armstrong	DE	6-3	270	26	6	Kansas	D4a-'18
95	Johnathan Hankins	DT	6-3	325	31	11	Ohio State	T(LV)-'22
96	Neville Gallimore	DT	6-2	315	26	4	Oklahoma	D3-'20
97	Osa Odighizuwa	DT	6-2	294	25	3	UCLA	D3a-'21
99	Chauncey Golston	DE	6-5	285	25	3	Iowa	D3b-'21
LINEBACKERS (5)								
11	Micah Parsons	LB	6-3	250	24	3	Penn State	D1-'21
14	Markquese Bell	LB	6-2	218	23	2	Florida A&M	UDFA-'22
32	Rashaan Evans	LB	6-2	228	28	6	Alabama	FA-'23
33	Damone Clark	LB	6-2	245	23	2	Louisiana State	D5c-'22
91	Tyrus Wheat	LB	6-2	263	24	R	Mississippi State	UDFA-'23
DEFENSIVE BACKS (11)								
1	Jayron Kearse	S	6-4	227	29	8	Clemson	FA-'21
2	Jourdan Lewis	CB	5-10	190	28	7	Michigan	D3-'17
6	Donovan Wilson	S	6-0	205	28	5	Texas A&M	D6-'19
19	Noah Igbinoghene	CB	5-11	194	24	4	Auburn	T(Mia)-'23
21	Stephon Gilmore	CB	6-0	190	33	12	South Carolina	T(Ind)-'23
24	Israel Mukuamu	S	6-4	215	24	3	South Carolina	D6b-'21
25	Nahshon Wright	CB	6-4	200	25	3	Oregon State	D3c-'21
26	DaRon Bland	CB	6-2	202	24	2	Fresno State	D5b-'22
28	Malik Hooker	S	6-1	215	27	7	Ohio State	FA-'21
30	Juanyeh Thomas	S	6-1	215	23	1	Georgia Tech	UDFA-'22
37	Eric Scott	DB	6-1	205	25	R	Southern Mississippi	D6a-'23
SPECIALISTS (3)								
5	Bryan Anger	P	6-3	214	35	12	California	FA-'21
17	Brandon Aubrey	K	6-3	208	28	R	Notre Dame	FA-'23
44	Trent Sieg	LS	6-3	240	28	6	Colorado State	FA-'23

HOW THE COWBOYS WERE BUILT/CONTRACT STATUS

YEAR	DRAFT PICKS (34)	FREE AGENTS (19)	COLLEGE FREE AGENTS (18)	TRADES/WAIVERS (5)	PRACTICE SQUAD (1)
2011	T. Smith (1st)				
2014	Z. Martin (1st) D. Lawrence (2nd)				
2016	D. Prescott (4th)				
2017	J. Lewis (3rd)				
2018	L. Vander Esch (1st) * M. Gallup (3rd) D. Armstrong (4th)				C. Goodwin (PS Cin -'18) *
2019	T. Pollard (4th) D. Wilson (6th)				
2020	C. Lamb (1st) T. Diggs (2nd) * N. Gallimore (3rd) T. Biadasz (4th-b)	C. Rush (FA-'20)	R. Dowdle (UDFA-'20) S. McKeon (UDFA-'20) * T. Steele (UDFA-'20)		
2021	M. Parsons (1st) O. Odighizuwa (3rd-a) C. Golston (3rd-b) N. Wright (3rd-c) J. Ball (4th-b) * I. Mukuamu (6th-b)	B. Anger (FA-'21) M. Hooker (FA-'21) J. Kearsse (FA-'21)			
2022	T. Smith (1st) S. Williams (2nd) J. Tolbert (3rd) J. Ferguson (4th) D. Bland (5th) D. Clark (5th)	D. Fowler (UFA '23) B. Hoffman (FA-'22) M. Jefferson (FA-'22) ^ S. Redwine (FA-'22) ^	M. Bell (UDFA-'22) M. Davis (UDFA-'22) ^ P. Hendershot (UDFA-'22) J. Thomas (UDFA-'22) K. Turpin (UDFA-'22)	J. Hankins (T LV -'22)	
2023	M. Smith (1st) L. Schoonmaker (2nd) D. Overshown (3rd) * V. Fehoko (4th) * A. Richards (5th) E. Scott (6th) D. Vaughn (6th) J. Brooks (7th)	B. Aubrey (FA-'23) T. Billy-Johnson (FA-'23) ^ M. Bryant (FA-'23) ^ J. Butler (FA-'23) ^ C. Davis Jr. (FA-'23) ^ C. Edoga (UFA-'23) R. Evans (FA-'23) B. Johnson (FA-'23) ^ A. Pankey (FA-'23) ^ D. Shepley (FA-'23) ^ T. Sieg (FA-'23)	T. Bass (UDFA-'23) E. Bostick (UDFA-'23) ^ J. Cropper (UDFA-'23) ^ D. Durden (UDFA-'23) * P. Fant (UDFA-'23) ^ D. Johnson (UDFA-'23) ^ H. Luepke (UDFA-'23) W. Previlon (FA-'23) ^ J. Stephens (UDFA-'23) * T. Wheat (UDFA-'23)	B. Cooks (T Hou -'23) S. Gilmore (T Ind -'23) N. Igbinoghene (T Mia -'23) T. Lance (T SF -'23)	

Key: * Reserve/Injured, ^ Practice Squad

CONTRACT STATUS

PLAYER	SIGNED THROUGH	PLAYER	SIGNED THROUGH	PLAYER	SIGNED THROUGH
Bryan Anger	2024	Dante Fowler	2023	Micah Parsons	2024
Dorance Armstrong	2023	Neville Gallimore	2023	Tony Pollard	2023
Brandon Aubrey	2025	Michael Gallup	2026	Dak Prescott	2024
Josh Ball *	2024	Stephon Gilmore	2023	Willington Previlon ^	2023
T.J. Bass	2025	Chauncey Golston	2024	Sheldrick Redwine ^	2023
Markquese Bell	2024	C.J. Goodwin *	2023	Asim Richards	2026
Tyler Biadasz	2023	Johnathan Hankins	2023	Cooper Rush	2024
Tyron Billy-Johnson ^	2023	Peyton Hendershot	2024	Luke Schoonmaker	2026
DaRon Bland	2025	Brock Hoffman	2024	Eric Scott	2026
Earl Bostick ^	2023	Malik Hooker	2026	Dakoda Shepley ^	2023
Jalen Brooks	2026	Noah Igbinoghene	2023	Trent Sieg	2023
Martavis Bryant ^	2023	Malik Jefferson ^	2023	Mazi Smith	2026
Josh Butler ^	2023	Buddy Johnson ^	2023	Tyler Smith	2025
Damone Clark	2025	Durrell Johnson ^	2023	Tyron Smith	2023
Brandin Cooks	2024	Jayron Kearsse	2023	Terence Steele	2028
Jalen Cropper ^	2023	CeeDee Lamb	2023	John Stephens *	2025
Carl Davis Jr. ^	2023	Trey Lance	2024	Juanyeh Thomas	2025
Malik Davis ^	2023	DeMarcus Lawrence	2023	Jalen Tolbert	2025
Trevon Diggs *	2028	Jourdan Lewis	2023	KaVontae Turpin	2024
Rico Dowdle	2023	Hunter Luepke	2025	Leighton Vander Esch *	2024
David Durden *	2025	Zack Martin	2024	Deuce Vaughn	2026
Chuma Edoga	2023	Sean McKeon *	2023	Matt Waletzko	2025
Rashaan Evans	2023	Israel Mukuamu	2024	Tyrus Wheat	2024
Princeton Fant ^	2023	Osa Odighizuwa	2024	Sam Williams	2025
Viliami Fehoko *	2026	DeMarvion Overshown *	2026	Donovan Wilson	2025
Jake Ferguson	2025	Adam Pankey ^	2023	Nahshon Wright	2024

2023 DALLAS COWBOYS CONTRACT ANALYSIS

OFFENSE		2023	2024	2025	2026	2027	2028	2029
QB	Lance, Trey			OPTION	UFA			
	Prescott, Dak			UFA				
	Rush, Cooper			UFA				
RB	Dowdle, Rico		UFA					
	Luepke, Hunter				RFA	UFA		
	Pollard, Tony		UFA					
	Vaughn Deuce					UFA		
WR	Brooks, Jalen					UFA		
	Cooks, Brandin			UFA				
	Durden, David (IR)*				RFA	UFA		
	Gallup, Michael					UFA		
	Lamb, CeeDee		OPTION	UFA				
	Tolbert, Jalen				UFA			
	Turpin, KaVontae			RFA	UFA			
TE	Ferguson, Jake				UFA			
	Hendershot, Peyton			RFA	UFA			
	McKeon, Sean (IR)*		UFA					
	Schoonmaker, Luke					UFA		
	Stephens, John (IR)*				RFA	UFA		
OL	Ball, Josh (IR)*			UFA				
	Bass, T.J.				RFA	UFA		
	Biadasz, Tyler		UFA					
	Edoga, Chuma		UFA					
	Hoffman, Brock			ERFA	RFA	UFA		
	Martin, Zack			UFA				
	Richards, Asim					UFA		
	Smith, Tyler				OPTION	UFA		
	Smith, Tyron		UFA					
	Steele, Terence							UFA
	Waletzko, Matt (IR)*				UFA			

DEFENSE		2023	2024	2025	2026	2027	2028	2029
DL	Armstrong, Dorance		UFA					
	Fehoko, Viliami (IR)*					UFA		
	Fowler, Dante		UFA					
	Gallimore, Neville		UFA					
	Golston, Chauncey			UFA				
	Hankins, Johnathan		UFA					
	Lawrence, DeMarcus			UFA				
	Odighizuwa, Osa			UFA				
	Smith, Mazi					OPTION	UFA	
	Williams, Sam				UFA			
LB	Bell, Markquese			RFA	UFA			
	Clark, Damone				UFA			
	Evans, Rashaan		UFA					
	Overshown, DeMarvion (IR)*					UFA		
	Parsons, Micah			OPTION	UFA			
	Vander Esch, Leighton (IR)*			UFA				
DB	Wheat, Tyrus			ERFA	RFA	UFA		
	Bland, DaRon				UFA			
	Diggs, Trevon (IR)*							UFA
	Gilmore, Stephon		UFA					
	Goodwin, C.J. (IR)*		UFA					
	Hooker, Malik					UFA		
	Igbinoghene, Noah		UFA					
	Kearse, Jayron		UFA					
	Lewis, Jourdan		UFA					
	Mukuamu, Israel			UFA				
	Scott, Eric					UFA		
	Thomas, Juanyeh			RFA	UFA			
Wilson, Donovan				UFA				
Wright, Nahshon			UFA					

SPECIAL TEAMS		2023	2024	2025	2026	2027	2028	2029
ST	Anger, Bryan			UFA				
	Aubrey, Brandon				RFA	UFA		
	Sieg, Trent		UFA					

- Player is under contract for season
- Player will be an exclusive rights free agent
- Player will be an unrestricted free agent
- Player will be a restricted free agent
- Player has a club option available

*-Reserve/Injured #Reserve/PUP or NFI &-Reserve/Suspended

WHEN BUILT AND WHEN THEY GOT TO THE COWBOYS

1st Round (14)

[9] Tyron Smith (2011)
 [10] Stephon Gilmore (2012-BUF)
 [16] Zack Martin (2014)
 [20] Brandin Cooks (2014-NO)
 [3] Dante Fowler (2015-JAX)
 [15] Malik Hooker (2017-IND)
 [19] Leighton Vander Esch (2018)*
 [22] Rashaan Evans (2018-TEN)
 [17] CeeDee Lamb (2020)
 [30] Noah Igbinoghene (2020-MIA)
 [3] Trey Lance (2021-SF)
 [12] Micah Parsons (2021)
 [24] Tyler Smith (2022)
 [26] Mazi Smith (2023)

2nd Round (5)

[49] Johnathan Hankins (2013-NYG)
 [34] DeMarcus Lawrence (2014)
 [51] Trevon Diggs (2020)*
 [56] Sam Williams (2022)
 [58] Luke Schoonmaker (2023)

3rd Round (12)

[70] Bryan Anger (2012-JAX)
 [90] Carl Davis Jr. (2015-BAL)^
 [92] Jourdan Lewis (2017)
 [78] Malik Jefferson (2018-CIN)^
 [81] Michael Gallup (2018)
 [92] Chuma Edoga (2019-NYJ)
 [82] Neville Gallimore (2020)
 [75] Osa Odighizuwa (2021)
 [84] Chauncey Golston (2021)
 [99] Nahshon Wright (2021)
 [88] Jalen Tolbert (2022)
 [90] DeMarvion Overshown (2023)*

4th Round (10)

[118] Martavis Bryant (2014-PIT)^
 [135] Dak Prescott (2016)
 [116] Dorance Armstrong (2018)
 [119] Sheldrick Redwine (2019-CLE)^
 [128] Tony Pollard (2019)
 [146] Tyler Biadasz (2020)
 [138] Josh Ball (2021)*
 [140] Buddy Johnson (2021-PIT)^
 [129] Jake Ferguson (2022)
 [129] Viliami Fehoko (2023)*

5th Round (3)

[167] DaRon Bland (2022)
 [176] Damone Clark (2022)
 [169] Asim Richards (2023)

6th Round (4)

[213] Donovan Wilson (2019)
 [227] Israel Mukuamu (2021)
 [178] Eric Scott (2023)
 [212] Deuce Vaughn (2023)

7th Round (2)

[244] Jayron Kearse (2016-MIN)
 [244] Jalen Brooks (2023)

Undrafted (25)

C.J. Goodwin (2014-PIT)*
 Cooper Rush (2017)
 Trent Sieg (2018)
 Tyron Billy-Johnson (2019)^
 Rico Dowdle (2020)
 Sean McKeon (2020)*
 Willington Previlon (2020)^
 Terence Steele (2020)
 Markquese Bell (2022)
 Malik Davis (2022)^
 Peyton Hendershot (2022)
 Brock Hoffman (2022)
 Juanyeh Thomas (2022)
 KaVontae Turpin (2022)
 Brandon Aubrey (2023)
 T.J. Bass (2023)
 Earl Bostick (2023)^
 Josh Butler (2023)^
 Jalen Cropper (2023)^
 David Durden (2023)*
 Princeton Fant (2023)^
 Durrell Johnson (2023)^
 Hunter Luepke (2023)
 John Stephens (2023)*
 Tyrus Wheat (2023)

Key: * Reserve/Injured, ^ Practice Squad

WHEN THEY GOT TO THE COWBOYS

2011 (1)

Tyron Smith, Round 1

2014 (2)

Zack Martin, Round 1
 DeMarcus Lawrence, Round 2

2016 (1)

Dak Prescott, Round 4

2017 (1)

Jourdan Lewis, Round 3

2018 (4)

Leighton Vander Esch, Round 1*
 Michael Gallup, Round 3
 Dorance Armstrong, Round 4
 C.J. Goodwin, Practice Squad (CIN)*

2019 (2)

Tony Pollard, Round 4
 Donovan Wilson, Round 6

2020 (8)

CeeDee Lamb, Round 1
 Trevon Diggs, Round 2*
 Neville Gallimore, Round 3
 Tyler Biadasz, Round 4
 Rico Dowdle, UDFA
 Sean McKeon, UDFA*
 Cooper Rush, FA
 Terence Steele, UDFA

2021 (9)

Micah Parsons, Round 1
 Chauncey Golston, Round 3
 Osa Odighizuwa, Round 3
 Nahshon Wright, Round 3
 Josh Ball, Round 4*
 Israel Mukuamu, Round 6
 Bryan Anger, FA
 Malik Hooker, FA
 Jayron Kearse, FA

2022 (16)

Tyler Smith, Round 1
 Sam Williams, Round 2
 Jalen Tolbert, Round 3
 Jake Ferguson, Round 4
 DaRon Bland, Round 5
 Damone Clark, Round 5
 Markquese Bell, UDFA
 Malik Davis, UDFA^
 Dante Fowler, UFA
 Johnathan Hankins, Trades (LV)
 Peyton Hendershot, UDFA
 Brock Hoffman, FA
 Malik Jefferson, FA^
 Sheldrick Redwine, FA^
 Juanyeh Thomas, UDFA
 KaVontae Turpin, UDFA

2023 (31)

Mazi Smith, Round 1
 Luke Schoonmaker, Round 2
 DeMarvion Overshown, Round 3*
 Viliami Fehoko, Round 4*
 Asim Richards, Round 5
 Eric Scott, Round 6
 Deuce Vaughn, Round 6
 Jalen Brooks, Round 7
 Brandon Aubrey, FA
 T.J. Bass, UDFA
 Tyron Billy-Johnson, FA^
 Earl Bostick, UDFA^
 Martavis Bryant, FA^
 Josh Butler, FA^
 Brandin Cooks, Trades (HOU)
 Jalen Cropper, UDFA^
 Carl Davis Jr., FA^
 David Durden, UDFA*
 Chuma Edoga, UFA (ATL)
 Rashaan Evans, FA
 Princeton Fant, UDFA^
 Stephon Gilmore, Trades (IND)
 Noah Igbinoghene, Trades (MIA)
 Buddy Johnson, FA^
 Durrell Johnson, UDFA^
 Trey Lance, Trades (SF)
 Hunter Luepke, UDFA
 Willington Previlon, UDFA^
 Trent Sieg, FA
 John Stephens, UDFA*
 Tyrus Wheat, UDFA

2023 TRANSACTIONS BY DATE

- Jan. 23..... Signed **Dontario Drummond, Brock Hoffman, Alec Lindstrom, Sheldrick Redwine** and **Juanyeh Thomas** to the Reserve/Futures list.
- Jan. 24..... Signed **Tyler Coyle** to the Reserve/Futures list.
- Jan. 25..... Signed **Antonio Callaway, Dennis Houston** and **Alex Taylor** to the Reserve/Futures list.
- Jan. 26..... Signed **Isaac Alarcon** and **Seth Green** to the Reserve/Futures list.
- Feb. 8..... Signed **Malik Jefferson** to the Reserve/Futures list.
- Feb. 22..... Signed **Tristan Vizcaino**.
- Feb. 24..... Named **Jeff Blasko** as Run Game Coordinator/RB coach, **Ramon Chinyoung** as Quality Control/Asst. OL coach, **Ryan Federer** as Game Management/Off. Assistant, **Sharrif Floyd** as Quality Control/Asst. DL coach, **Will Harriger** as Quality Control/Off. Assistant, **Chase Haslett** as Asst. Tight Ends coach, **Cannon Matthews** as Asst. Defensive Backs coach, **Pete Ohnegian** as Quality Control/Def. Assistant coach, **Brian Schottenheimer** as Offensive Coordinator, **Mike Solari** as Offensive Line coach, **Darian Thompson** as Quality Control/Asst. LB coach and **Scott Tolzien** as Quarterbacks coach.
- March 6.... Placed the franchise tag on **Tony Pollard**.
- March 14.. Re-signed **Leighton Vander Esch** and **Donovan Wilson** and acquired **Stephon Gilmore** in a trade with Indianapolis.
- March 15.. Released **Ezekiel Elliott**.
- March 17.. Re-signed **C.J. Goodwin** and **Cooper Rush**.
- March 18.. Acquired **Brandin Cooks** in a trade with Houston.
- March 21.. Signed **Rico Dowdle, Chuma Edoga** and **Ronald Jones**.
- March 22.. Signed **Dante Fowler, Takk McKinley** and **Trent Sieg**.
- March 23.. Signed **Tony Pollard** to the franchise tag.
- April 4..... Signed **Johnathan Hankins**.
- April 27 Drafted **Mazi Smith**.
- April 28 Drafted **Luke Schoonmaker** and **DeMarvion Overshown**.
- April 29 Drafted **Viliami Fehoko, Asim Richards, Eric Scott, Deuce Vaughn** and **Jalen Brooks**.
- May 12..... Signed **Jose Barbon, T.J. Bass, Earl Bostick, Jalen Brooks, Myles Brooks, Jalen Cropper, David Durden, Princeton Fant, Viliami Fehoko, Durrell Johnson, Isaiah Land, Hunter Luepke, D'Angelo Mandell, DeMarvion Overshown, Asim Richards, Luke Schoonmaker, Eric Scott, Mazi Smith, John Stephens, Deuce Vaughn** and **Tyrus Wheat**.
- June 5..... Waived **Antonio Callway** and signed **Tyron Johnson**.
- June 7..... Signed **Ben Banogu**.
- June 9..... Waived **Takk McKinley**.
- July 6 Signed **Brandon Aubrey**.
- July 25 Placed **Jourdan Lewis** on Active/PUP and **Luke Schoonmaker** on Active/NFI, signed **Josh Butler**. Signed **Trevon Diggs** to a five-year extension.
- August 5 ... Signed **Malik Hooker** to a three-year extension.
- August 7 ... Released **Tristan Vizcaino** and activated **Luke Schoonmaker** from Active/NFI.
- August 26 . Acquired **Trey Lance** in a trade with San Francisco.
- August 29 . Released **Isaac Alarcon, Ben Banogu, Jose Barbon, Tyron Billy-Johnson, Quinton Bohanna, Earl Bostick, Myles Brooks, Josh Butler, Jabril Cox, Tyler Coyle, Jalen Cropper, Malik Davis, Dontario Drummond, Chuma Edoga, Princeton Fant, Matt Farniok, Simi Fehoko, C.J. Goodwin, Seth Green, Will Grier, Brock Hoffman, Dennis Houston, Malik Jefferson, Durrell Johnson, Isaiah Land, Alec Lindstrom, D'Angelo Mandell, Sean McKeon, Sheldrick Redwine, Trent Sieg, Alex Taylor-Prioleau** and **Tyrus Wheat**. Placed **Josh Ball, David Durden, DeMarvion Overshown** and **John Stephens** on Reserve/Injured. Traded **Kelvin Joseph** to Miami and acquired **Noah Igbinoghene**.
- August 30 . Signed **Tyron Billy-Johnson, Earl Bostick, Josh Butler, Jalen Cropper, Malik Davis, Princeton Fant, C.J. Goodwin, Brock Hoffman, Malik Jefferson, Durrell Johnson, Sean McKeon, Sheldrick Redwine, Alex Taylor-Prioleau** and **Tyrus Wheat** to the practice squad. Placed **Matt Waletzko** and **Nahshon Wright** on Reserve/Injured and signed **Chuma Edoga** and **Trent Sieg** to the active roster.
- August 31 . Signed **Sean Harlow** and **Willington Previlon** to the practice squad.
- Sept. 4 Signed **Terence Steele** to a five-year extension.
- Sept. 18 Released **Ronald Jones**.
- Sept. 23 Placed **Trevon Diggs** on Reserve/Injured and signed **C.J. Goodwin** to the active roster.
- Sept. 27 Signed **Billy Price** to the practice squad.
- Sept. 28 Released **Devin Harper**.
- Sept. 30 Signed **Brock Hoffman** to the active roster.
- Oct. 3 Signed **Mikel Jones** to the practice squad.
- Oct. 12 Placed **Peyton Hendershot** on Reserve/Injured, signed **Sean Mckeon** to the active roster and signed **Rashaan Evans** to the practice squad. Designated **Nahshon Wright** for return to practice.
- Oct. 16 Placed **C.J. Goodwin** and **Leighton Vander Esch** on Reserve/Injured, activated **Nahshon Wright** from Reserve/Injured and signed **Tyrus Wheat** to the active roster from the practice squad.
- Oct. 22 Released **Mikel Jones** and **Alex Taylor-Prioleau**.
- Oct. 23 Signed **Chris Glaser, Buddy Johnson, Adam Pankey** and **Eric Saubert** to the practice squad.
- Oct. 31 Signed **Dakoda Shepley** to the practice squad.
- Nov. 8..... Signed **Martavis Bryant** to the practice squad.
- Nov. 15..... Placed **Billy Price** on Practice Squad Reserve/Injured.
- Nov. 16..... Signed **Carl Davis** to the practice squad.
- Nov. 18..... Signed **Rashaan Evans** from the practice squad to the active roster and placed **Viliami Fehoko** on Reserve/Injured.
- Dec. 6 Activated **Peyton Hendershot** from Reserve/Injured and placed **Sean McKeon** on Reserve/Injured.

2023 TRANSACTIONS BY PLAYER

ALARCON, Isaac - T
 1/26..... Signed as a Reserve/Future
 8/29..... Released

AUBREY, Brandon - K
 7/6..... Signed

BALL, Josh - G/T
 8/29..... Placed on Reserve/Injured

BANOBU, Ben - DE
 6/7..... Signed
 8/29..... Released

BARBON, Jose - WR
 5/12..... Signed
 8/29..... Released

BASS, T.J. - G
 5/12..... Signed

BILLY-JOHNSON, Tyron - WR
 6/5..... Signed
 8/29..... Released
 8/30..... Signed to practice squad

BLASKO, Jeff
 2/24..... Named Run Game Coordinator/RB Coach

BOSTICK, Earl - T
 5/12..... Signed
 8/29..... Released
 8/30..... Signed to practice squad

BROOKS, Jalen - WR
 4/29..... Drafted in the seventh round

BROOKS, Myles - CB
 5/12..... Signed
 8/29..... Released

BRYANT, Martavis - WR
 11/8..... Signed to practice squad

BUTLER, Josh - CB
 7/25..... Signed
 8/29..... Released
 8/30..... Signed to practice squad

CALLWAY, Antonio - WR
 1/25..... Signed as a Reserve/Future
 6/5..... Released

CHINYOUNG, Ramon
 2/24..... Named Quality Control/Asst. OL Coach

COOKS, Brandin - WR
 3/18..... Acquired in trade with Houston

COX, Jabril - LB
 8/29..... Released

COYLE, Tyler - S
 1/24..... Signed as a Reserve/Future
 8/29..... Released

CROPPER, Jalen - WR
 5/12..... Signed
 8/29..... Released
 8/30..... Signed to practice squad'

DAVIS, Carl - DT
 11/16..... Signed to practice squad

DAVIS, Malik - RB
 8/29..... Released
 8/30..... Signed to practice squad

DIGGS, Trevon - CB
 7/25..... Signed a contract extension though 2027
 9/23..... Placed on Reserve/Injured

DOWDLE, Rico - RB
 3/21..... Signed

DRUMMOND, Dontario - WR
 1/23..... Signed as a Reserve/Future
 8/29..... Released

DURDEN, David - WR
 5/12..... Signed
 8/29..... Placed on Reserve/Injured

EDOGA, Chuma - T
 3/21..... Signed
 8/29..... Released
 8/30..... Signed

ELLIOTT, Ezekiel - RB
 3/15..... Released

EVANS, Rashaan - LB
 10/12..... Signed to practice squad
 11/18..... Signed to active roster

FANT, Princeton - TE
 5/12..... Signed
 8/29..... Released
 8/30..... Signed to practice squad

FARNIOK, Matt - G
 8/29..... Released

FEDER, Ryan
 2/24..... Named Game Management/Off. Assistant

FEHOKO, Simi - WR
 8/29..... Released

FEHOKO, Viliami - DE
 4/29..... Drafted in the fourth round
 11/18..... Placed on Reserve/Injured

FLOYD, Shariff
 2/24..... Named Quality Control/Asst. DL Coach

FOWLER, Dante - DE
 3/22..... Signed

GILMORE, Stephon - CB
 3/14..... Acquired in trade with Indianapolis

GLASER, Chris - G
 10/23..... Signed to practice squad

GOODWIN, C.J. - CB
 3/17..... Signed
 8/29..... Released
 8/30..... Signed to practice squad
 9/23..... Signed
 10/16..... Placed on Reserve/Injured

GREEN, Seth - TE
 1/26..... Signed as a Reserve/Future
 9/29..... Released

GRIER, Will - QB
 8/29..... Released

HANKINS, Johnathan - DT
 4/4..... Signed

HARLOW, Sean - G
 8/31..... Signed to practice squad

HARPER, Devin - LB
 9/28..... Released

HARRIGER, Will
 2/24..... Named Quality Control/Off. Assistant

HASLETT, Chase
 2/24..... Named Assistant Tight Ends Coach

HENDERSHOT, Peyton - TE
 10/12..... Placed on Reserve/Injured
 12/6..... Activated from Reserve/Injured

HOFFMAN, Brock - C
 1/23..... Signed as a Reserve/Future
 8/29..... Released
 8/30..... Signed to practice squad
 9/30..... Signed to active roster

HOOKER, Malik - S
 8/5..... Signed a contract extension through 2025

HOUSTON, Dennis - WR
 1/25..... Signed as a Reserve/Future
 8/29..... Released

IGBINOGHENE, Noah - CB
 8/29..... Acquired via trade

JEFFERSON, Malik - LB
 2/8..... Signed as a Reserve/Future
 8/29..... Released
 8/30..... Signed to practice squad

JOHNSON, Durrell - DE
 5/12..... Signed
 8/29..... Released
 8/30..... Signed to practice squad

JONES, Buddy - LB
 10/23..... Signed to practice squad

JONES, Mikel - LB
 10/3..... Signed to practice squad
 10/22..... Released

JONES, Ronald - RB
 3/21..... Signed
 8/29..... Placed on Reserve/Suspended
 9/18..... Released

LANCE, Trey - QB
 8/26..... Acquired via trade

LAND, Isaiah - LB
 5/12..... Signed
 8/29..... Released

LEWIS, Jourdan - CB
 7/25..... Placed on Active/PUP

LINDSTROM, Alec - C
 1/23..... Signed as a Reserve/Future
 8/29..... Released

LUEPKE, Hunter - FB
 5/12..... Signed

MANDELL, D'Angelo - CB
 5/12..... Signed
 8/29..... Released

MATTHEWS, Cannon
 2/24..... Named Asst. Defensive Backs Coach

McKEON, Sean - TE
 8/29..... Released
 8/30..... Signed to practice squad
 10/12..... Signed to active roster
 12/6..... Placed on Reserve/Injured

McKINLEY, Takk - DE
 3/22..... Signed
 6/9..... Released

OHNEGIAN, Pete
 2/24..... Named Quality Control/Def. Assistant

OVERSHOWN, DeMarvion - LB
 4/28..... Drafted in the third round
 8/29..... Placed on Reserve/Injured

PANKEY, Adam - G
 10/23..... Signed to practice squad

POLLARD, Tony - RB
 3/6..... Designated franchise tag player
 3/23..... Signed franchise tag

PREVILON, Willington - DT
 8/31..... Signed to practice squad

PRICE, Billy - C
 9/27..... Signed to practice squad
 11/15..... Placed on Practice Squad Reserve/Injured

REDWINE, Sheldrick - DB
 1/23..... Signed as a Reserve/Future
 8/29..... Released
 8/30..... Signed to practice squad

RICHARDS, Asim - T
 4/29..... Drafted in the fifth round

RUSH, Cooper- QB
 3/17..... Signed

SAUBERT, Eric - TE
 10/23..... Signed to practice squad

SCHOONMAKER, Luke - TE
 4/28..... Drafted in the second round
 7/25..... Placed on Active/NFI
 8/7..... Passed physical

SCHOTTENHEIMER, Brian
 2/24..... Named Offensive Coordinator

SCOTT, Eric - CB
 4/29..... Drafted in the sixth round

SIEG, Trent - LS
 3/22..... Signed
 8/29..... Released
 8/30..... Signed

SHEPLEY, Dakota - G
 10/31..... Signed to practice squad

SMITH, Mazi - DT
 4/27..... Drafted in the first round

SOLARI, Mike
 2/24..... Named Offensive Line Coach

STEELE, Terence - T
 9/4..... Signed a five-year extension

2022 TRANSACTIONS BY PLAYER, cont.

STEPHENS, John - TE

5/12..... Signed

8/29..... Placed on Reserve/Injured

TAYLOR-PRIOLEAU, Alex - T

1/25..... Signed as a Reserve/Future

8/29..... Released

8/30..... Signed to practice squad

10/22..... Released

THOMAS, Juanyeh - S

1/23..... Signed as a Reserve/Future

THOMPSON, Darian

2/24..... Named Quality Control/Asst. LB Coach

TOLZIEN, Scott

2/24..... Named Quarterbacks Coach

VANDER ESCH, Leighton - LB

3/14..... Signed

10/16..... Placed on Reserve/Injured

VAUGHN, Deuce - RB

4/29..... Drafted in the sixth round

VIZCAINO, Tristan - K

2/22..... Signed

8/7..... Released

WALETZKO, Matt - T

8/30..... Placed on Reserve/Injured

WHEAT, Tyrus - LB

5/12..... Signed

8/29..... Released

8/30..... Signed to practice squad

10/16..... Signed to active roster

WILSON, Donovan - S

3/14..... Signed

WRIGHT, Nahshon - CB

8/30..... Placed on Reserve/Injured

10/12..... Designated for Return

10/16..... Activated from Reserve/Injured



TEAM AND INDIVIDUAL STATS

2023 DALLAS COWBOYS STATISTICS

WON 10, LOST 3

Date	Result	Score	Opponent	Score
9/10	W	40-0	at N.Y. Giants	80,809
9/17	W	30-10	N.Y. Jets	93,689
9/24	L	16-28	at Arizona	62,915
10/1	W	38-3	New England	93,719
10/8	L	10-42	at San Francisco	71,617
10/16	W	20-17	at L.A. Chargers	70,240
10/29	W	43-20	L.A. Rams	93,448
11/5	L	23-28	at Philadelphia	69,879
11/12	W	49-17	N.Y. Giants	93,338
11/19	W	33-10	at Carolina	73,543
11/23	W	45-10	Washington	93,711
11/30	W	41-35	Seattle	93,367
12/10	W	33-13	Philadelphia	93,752

2023 TEAM STATISTICS

	DAL	OPP.
FIRST DOWNS	304	228
Rushing	89	74
Passing	179	122
Penalty	36	32
Third Down-Made/Att	89/181	62/166
Third Down Efficiency	49.2%	37.3%
Fourth Down-Made/Att	9/18	14/29
Fourth Down Efficiency	50.0%	48.3%
TOTAL NET YARDS	4,959	3,769
Avg. Per Game	381.5	289.9
Total Plays	873	769
Avg. Per Play	5.7	4.9
NET YARDS RUSHING	1,542	1,378
Avg. Per Game	118.6	106.0
Total Rushes	373	336
Avg. Per Rush	4.1	4.1
NET YARDS PASSING	3,417	2,391
Avg. Per Game	262.8	183.9
Sacked/Yards Lost	30/202	39/244
Gross Yards	3,619	2,635
Attempts/Completions	470/327	394/237
Pct. of Completion	69.6%	60.2%
Had Intercepted	7	13
PUNTS/AVERAGE	32/50.9	49/47.0
Net Punting Average	45.0	43.4
PUNT RETURN/AVG.	16/5.8	17/8.7
KICKOFF RETURN/AVG.	14/22.9	3/31.0
INTERCEPTION RETURN/AVG.	13/19.2	7/14.1
PENALTIES/YARDS	97/824	88/812
FUMBLES/BALL LOST	10/4	16/8
TOUCHDOWNS	47	28
Rushing	12	10
Passing	28	17
Returns	7	1
EXTRA POINTS/ATTEMPTS	39/42	24/24
TWO POINT CONVERSION/ATT.	4/5	1/4
FIELD GOALS/ATTEMPTS	30/30	13/17
AVG. TIME OF POSSESSION	32:24	27:36

SCORE BY PERIODS

	Q1	Q2	Q3	Q4	OT	PTS
TEAM	108	150	49	114	0	421
OPPONENTS	43	82	60	48	0	233

SCORING

	TD	RU	PA	RT	PAT	FG	2PT	S	PTS
B. Aubrey	0	0	0	0	39/42	30/30	0	0	129
C. Lamb	9	1	8	0	0/0	0/0	1	0	56
B. Cooks	5	0	5	0	0/0	0/0	1	0	32
T. Pollard	5	5	0	0	0/0	0/0	1	0	32
D. Bland	5	0	0	5	0/0	0/0	0	0	30
J. Ferguson	5	0	5	0	0/0	0/0	0	0	30
R. Dowdle	4	2	2	0	0/0	0/0	0	0	24
K. Turpin	4	1	3	0	0/0	0/0	0	0	24
M. Gallup	2	0	2	0	0/0	0/0	0	0	12
D. Prescott	2	2	0	0	0/0	0/0	0	0	12
L. Schoonmaker	2	0	2	0	0/0	0/0	0	0	12
N. Igbinoghene	1	0	0	1	0/0	0/0	0	0	6
H. Luepke	1	1	0	0	0/0	0/0	0	0	6
J. Tolbert	1	0	1	0	0/0	0/0	0	0	6
L. Vander Esch	1	0	0	1	0/0	0/0	0	0	6
C. Golston	0	0	0	0	0/0	0/0	1	0	2
S. Williams	0	0	0	0	0/0	0/0	0	1	2
TEAM	47	12	28	7	39/42	30/30	4	1	421
OPPONENTS	28	10	17	1	24/24	13/17	1	0	233

2-Pt Conv: C. Golston 1, C. Lamb 1, B. Cooks 1, T. Pollard 1, D. Prescott 0, **TM** 4-5, **OPP** 1-4

SACKS: M. Parsons 12.5, D. Armstrong 5.0, S. Williams 4.0, D. Lawrence 4.0, J. Hankins 3.0, O. Odighizuwa 3.0, D. Fowler 2.5, J. Kearsse 1.5, C. Golston 1.5, N. Gallimore 1.0, **TM** 38.0, **OPP** 30.0

FUM/LOST: T. Pollard 3/1, D. Prescott 2/1, C. Lamb 2/1, J. Tolbert 1/1, K. Turpin 1/0, B. Cooks 1/0, **TM** 10/4, **OPP** 16/8

	ATT	CMP	YDS	CMP%	YDS/ATT	TD	TD%	INT	INT%	LONG	SACK/LOST	RATING
D. Prescott	450	312	3,505	69.3	7.8	28	6.2	6	1.3	60	29/194	107.5
C. Rush	20	15	114	75.0	5.7	0	0.0	1	5.0	29	1/8	67.5
B. Anger	1	1	0	100.0	0.0	0	0.0	0	0.0	00	0/0	79.2
TEAM	471	328	3,619	69.6	7.7	28	5.9	7	1.5	60	30.0/202	105.8
OPPONENTS	394	237	2,635	60.2	6.7	17	4.3	13	3.3	73t	39.0/244	80.7

	NO.	YDS	AVG	LONG	TD
T. Pollard	196	796	4.1	31	5
R. Dowdle	75	307	4.1	21	2
D. Prescott	44	185	4.2	18t	2
K. Turpin	9	101	11.2	46	1
C. Lamb	9	84	9.3	24	1
D. Vaughn	21	38	1.8	13	0
B. Cooks	3	23	7.7	14	0
H. Luepke	3	13	4.3	9	1
P. Hendershot	1	0	0.0	0	0
C. Rush	12	-5	-0.4	6	0
TEAM	373	1,542	4.1	46	12
OPPONENTS	336	1,378	4.1	45t	10

	NO.	YDS	AVG	LONG	TD
C. Lamb	96	1,253	13.1	49	8
J. Ferguson	51	570	11.2	40	5
T. Pollard	49	285	5.8	60	0
B. Cooks	39	534	13.7	37	5
M. Gallup	31	405	13.1	41t	2
J. Tolbert	17	200	11.8	32	1
K. Turpin	11	123	11.2	34t	3
L. Schoonmaker	7	61	8.7	18t	2
R. Dowdle	12	82	6.8	17	2
D. Vaughn	6	30	5.0	11	0
J. Brooks	5	63	12.6	24	0
H. Luepke	2	10	5.0	12	0
P. Hendershot	1	3	3.0	3	0
S. McKeon	0	0	0.0	0	0
TEAM	327	3,619	11.1	60	28
OPPONENTS	237	2,635	11.1	73t	17

	NO.	YDS	AVG	LONG	TD
D. Bland	8	209	26.1	63t	5
S. Gilmore	2	0	0.0	0	0
J. Kearsse	1	32	32.0	32	0
T. Diggs	1	8	8.0	8	0
M. Hooker	1	0	0.0	0	0
TEAM	13	249	19.2	63t	5
OPPONENTS	7	99	14.1	26	0

	NO.	YDS	AVG	NET	TB	IN	LG	B
B. Anger	32	1,628	50.9	45.0	2	13	63	0
TEAM	32	1,628	50.9	45.0	2	13	63	0
OPPONENTS	49	2,302	47.0	43.4	2	14	62	1

	RET	FC	YDS	AVG	LONG	TD
K. Turpin	11	18	73	6.6	15	0
D. Vaughn	4	1	19	4.8	11	0
J. Tolbert	1	0	0	0.0	0	0
TEAM	16	19	92	5.8	15	0
OPPONENTS	17	10	148	8.7	26	0

	NO.	YDS	AVG	LONG	TD
K. Turpin	7	220	31.4	63	0
R. Dowdle	5	85	17.0	31	0
H. Luepke	2	15	7.5	15	0
TEAM	14	320	22.9	63	0
OPPONENTS	3	93	31.0	36	0

	1-19	20-29	30-39	40-49	50+
B. Aubrey	0/0	9/9	11/11	2/2	8/8
TEAM	0/0	9/9	11/11	2/2	8/8
OPPONENTS	0/0	2/2	3/4	6/8	2/3

B. Aubrey: (21, 38) (35, 21, 55, 26, 30) (49, 27, 26) (23, 23, 33) (50) (32, 39) (58, 27) (51) () (30, 27) (52) (30, 31, 38, 32) (60, 59, 45, 50)

OPP: (45B, 36WL) (34) (39, 43, 62) (29, 52WR) () (24) (33, 47) () (40) (42) (43) (42WR) (52, 44)

2023 DALLAS COWBOYS DEFENSIVE STATISTICS

RNK	PLAYER	TKL	AST	TOTAL	SACKS/YDS	TFL/YDS	QBPR	FR	FF	INT/YDS	PD
1.	Clark, Damone	52	34	86		4/-13	6	1			2
2.	Bell, Markquese	45	31	76		1/-5	1		2		3
3.	Bland, DaRon	45	17	62		3/-5	2			8/209	14
4.	Wilson, Donovan	34	24	58		2/-9	4	2	1		1
5.	Kearse, Jayron	36	17	53	1.5/-6	3/-8	4			1/32	3
6.	Gilmore, Stephon	42	9	51					1	2/0	11
7.	Hooker, Malik	27	24	51		1/-1	1	1	1	1/0	3
8.	Odighizuwa, Osa	23	22	45	3.0/-18	6/-21	29				
9.	Lewis, Jourdan	25	12	37		1/-1		1	2		3
10.	Lawrence, DeMarcus	17	20	37	4.0/-25	3/-7	40				3
	Parsons, Micah	17	20	37	12.5/-102	4/-9	73	1	1		2
12.	Vander Esch, Leighton	18	17	35		1/-2	2	1			
13.	Hankins, Johnathan	12	17	29	3.0/-18		2				2
14.	Armstrong, Dorance	10	16	26	5.0/-22	1/-2	22				1
15.	Golston, Chauncey	6	12	18	1.5/-12	1/-1	8		1		
16.	Williams, Sam	5	11	16	4.0/-24		13		1		
17.	Thomas, Juanyeh	10	3	13			1				3
18.	Smith, Mazi	7	6	13		2/-5	5				
19.	Gallimore, Neville	7	5	12	1.0/-6	1/-2	6				1
20.	Diggs, Trevon	4	2	6					1	1/8	3
	Fowler, Dante	4	2	6	2.5/-11	2/-7	28		1		3
22.	Evans, Rashaan	3	3	6							
23.	Mukuamu, Israel	3	0	3				1			1
24.	Wheat, Tyrus	2	0	2							
25.	Jefferson, Malik	1	1	2		1/-4					
26.	Goodwin, C.J.	0	2	2							
	Harper, Devin	0	2	2							
28.	Tolbert, Jalen	1	0	1							
	Wright, Nahshon	1	0	1							1
30.	Hendershot, Peyton	0	1	1							

Ast=Assist, TFL=Tackle for a Loss, QBPR=Pressures, Int=Interception, FR=Fumble Recovery, FF=Forced Fumble, PD=Pass Defense

2023 COWBOYS SPECIAL TEAMS							
RNK	PLAYER	S	A	TOT	FF	FR	BL
1.	Luepke, Hunter	3	1	4			
2.	Goodwin, C.J.	3	0	3			
3.	Clark, Damone	2	0	2			
	Tolbert, Jalen	2	0	2			
	Williams, Sam	2	0	2			1
6.	Sieg, Trent	1	1	2			
7.	Anger, Bryan	1	0	1			
	Harper, Devin	1	0	1			
	Jefferson, Malik	1	0	1			
	Schoonmaker, Luke	1	0	1			
11.	Dowdle, Rico	0	1	1			
	Golston, Chauncey	0	1	1			
	McKeon, Sean	0	1	1			
	Mukuamu, Israel	0	1	1			
	Wright, Nahshon	0	1	1			
16.	Thomas, Juanyeh	0	0	0			1

DEFENSIVE STATS BY RANK							
PRESSURES		SACKS		TACKLES FOR LOSS		INTERCEPTIONS	
PLAYER	NO	PLAYER	NO	PLAYER	NO	PLAYER	NO
1. M. Parsons	73	1. M. Parsons	12.5	1. O. Odighizuwa	6	1. D. Bland	8
2. D. Lawrence	40	2. D. Armstrong	5.0	2. D. Clark	4	2. S. Gilmore	2
3. O. Odighizuwa	29	3. D. Lawrence	4.0	M. Parsons	4	3. T. Diggs	1
4. D. Fowler	28	S. Williams	4.0	4. D. Bland	3	M. Hooker	1
5. D. Armstrong	22	5. J. Hankins	3.0	J. Kearse	3	J. Kearse	1

FORCED FUMBLES		FUMBLE RECOVERIES		PASSES DEFENSED	
PLAYER	NO	PLAYER	NO	PLAYER	NO
1. M. Bell	2	1. D. Wilson	2	1. D. Bland	14
J. Lewis	2	2. D. Clark	1	2. S. Gilmore	11
3. T. Diggs	1	M. Hooker	1	3. M. Bell	3
D. Fowler	1	J. Lewis	1	T. Diggs	3
S. Gilmore	1	I. Mukuamu	1	D. Fowler	3

TEAM GAME-BY-GAME SCORING

			COWBOYS						OPPONENTS						POINT	OVERALL
DATE	OPPONENT	W/L/T	1ST	2ND	3RD	4TH	OT	TOTAL	1ST	2ND	3RD	4TH	OT	TOTAL	DIFF	RECORD
9/10	at N.Y. Giants	W	16	10	7	7	--	40	0	0	0	0	--	0	+40	1-0
9/17	N.Y. Jets	W	7	11	6	6	--	30	0	10	0	0	--	10	+20	2-0
9/24	at Arizona	L	3	7	3	3	--	16	9	12	0	7	--	28	-12	2-1
10/1	New England	W	10	18	3	7	--	38	3	0	0	0	--	3	+35	3-1
10/8	at San Francisco	L	0	7	3	0	--	10	7	14	7	14	--	42	-32	3-2
10/16	at L.A. Chargers	W	7	3	0	10	--	20	7	0	3	7	--	17	+3	4-2
10/29	L.A. Rams	W	17	16	3	7	--	43	3	6	8	3	--	20	+23	5-2
11/5	at Philadelphia	L	7	10	0	6	--	23	7	7	14	0	--	28	-5	5-3
11/12	N.Y. Giants	W	7	21	14	7	--	49	0	0	7	10	--	17	+32	6-3
11/19	at Carolina	W	7	10	0	16	--	33	0	3	7	0	--	10	+23	7-3
11/23	Washington	W	7	13	0	25	--	45	0	10	0	0	--	10	+35	8-3
11/30	Seattle	W	10	10	7	14	--	41	7	14	7	7	--	35	+6	9-3
12/10	Philadelphia	W	10	14	3	6	--	33	0	6	7	0	--	13	+20	10-3
12/17	at Buffalo															
12/24	at Miami															
12/30	Detroit															
1/7	at Washington															
2023 TOTALS		10-3	108	150	49	114	--	421	43	82	60	48	--	233	188	10-3
AVG/GAME			8.3	11.5	3.8	8.8	--	32.4	3.3	6.3	4.6	3.7	--	17.9	14.5	

2023 SNAP COUNT

		9/10 @ NYG	9/17 NYJ	9/24 @ ARI	10/1 NE	10/8 @ SF	10/16 @ LAC	10/29 LAR	11/5 @ PHI	11/12 NYG	11/19 @ CAR	11/23 WAS	11/30 SEA	12/10 PHI	12/17 @ BUF	12/24 @ MIA	12/30 DET	1/7 @ Was	Total Snaps	Pct. Snaps
OFFENSE		9/10	9/17	9/24	10/1	10/8	10/16	10/29	11/5	11/12	11/19	11/23	11/30	12/10	12/17	12/24	12/30	1/7	Total	Pct.
Total Plays-Off-Pct		58 - PCT	87 - PCT	81 - PCT	70 - PCT	49 - PCT	64 - PCT	65 - PCT	75 - PCT	78 - PCT	72 - PCT	54 - PCT	89 - PCT	82 - PCT					924	- PCT
QB	4 Dak Prescott	51 - 87.5%	87 - 100.0%	81 - 100.0%	63 - 90.0%	39 - 79.6%	64 - 100.0%	56 - 86.2%	75 - 100.0%	75 - 100.0%	61 - 84.7%	54 - 100.0%	89 - 100.0%	82 - 100.0%					862	- 93.3%
	10 Cooper Rush	7 - 12.1%	0 - 0.0%	0 - 0.0%	7 - 10.0%	10 - 20.4%	0 - 0.0%	9 - 13.8%	0 - 0.0%	18 - 23.1%	11 - 15.3%	0 - 0.0%	0 - 0.0%	0 - 0.0%					62	- 6.7%
	15 Trey Lance																		0	- 0.0%
RB	20 Tony Pollard	37 - 63.8%	56 - 64.4%	70 - 86.4%	37 - 52.9%	34 - 69.4%	51 - 79.7%	42 - 64.6%	58 - 77.3%	54 - 69.2%	45 - 62.5%	41 - 75.9%	69 - 77.5%	59 - 72.0%					653	- 70.7%
	23 Rico Dowdle	9 - 15.5%	11 - 13.6%	10 - 13.6%	6 - 8.6%	10 - 20.4%	10 - 15.8%	23 - 35.4%	14 - 18.7%	22 - 28.2%	21 - 29.2%	12 - 22.2%	16 - 18.0%	23 - 28.0%					195	- 21.1%
	40 Hunter Leupke	4 - 6.9%	18 - 20.7%	8 - 9.9%	14 - 20.0%	6 - 12.2%	8 - 12.5%	6 - 9.2%	5 - 6.7%	5 - 6.4%	8 - 11.1%	4 - 7.4%	11 - 12.4%	8 - 9.8%					105	- 11.4%
	42 Deuce Vaughn	8 - 13.8%	0 - 0.0%	0 - 0.0%	22 - 31.4%	5 - 10.2%				5 - 6.4%									53	- 5.7%
WR	3 Brandin Cooks	34 - 58.6%	65 - 80.2%	49 - 70.0%	32 - 65.3%	50 - 78.1%	40 - 61.5%	58 - 77.3%	41 - 52.6%	52 - 72.2%	43 - 79.6%	80 - 89.9%	63 - 76.8%						607	- 65.7%
	9 KaVontae Turpin	11 - 19.0%	2 - 2.5%	21 - 30.0%	2 - 4.1%	2 - 3.1%	11 - 16.9%	13 - 17.3%	12 - 16.0%	12 - 16.7%	5 - 9.3%	13 - 14.6%	11 - 13.4%						119	- 12.9%
	13 Michael Gallup	39 - 67.2%	63 - 72.4%	56 - 69.1%	37 - 52.9%	40 - 81.6%	45 - 70.3%	33 - 50.8%	36 - 48.0%	37 - 47.4%	25 - 34.7%	18 - 33.3%	41 - 46.1%	40 - 48.8%					510	- 55.2%
	18 Jalen Tolbert	16 - 27.6%	59 - 67.8%	14 - 17.3%	24 - 34.3%	22 - 44.9%	15 - 23.4%	29 - 44.6%	31 - 41.3%	48 - 61.5%	30 - 41.7%	20 - 37.0%	32 - 36.0%	37 - 45.1%					377	- 40.8%
	83 Jalen Brooks		15 - 17.2%		5 - 7.8%				24 - 30.8%	16 - 22.2%	6 - 11.1%								66	- 7.1%
	88 CeeDee Lamb	46 - 79.3%	63 - 72.4%	67 - 82.7%	44 - 62.9%	34 - 69.4%	54 - 84.4%	53 - 81.5%	70 - 93.3%	60 - 76.9%	57 - 79.2%	82 - 92.1%	73 - 89.0%						753	- 81.5%
TE	47 Eric Saubert				18 - 25.7%	6 - 12.2%	8 - 12.5%	11 - 16.9%	9 - 12.0%	13 - 16.7%	17 - 23.6%	10 - 18.5%	8 - 9.0%						0	- 0.0%
	84 Sean McKeon				39 - 55.7%	20 - 40.8%	17 - 26.6%	25 - 38.5%	12 - 16.0%	28 - 35.9%	25 - 34.7%	22 - 40.7%	25 - 28.1%	19 - 23.2%					298	- 32.3%
	86 Luke Schoonmaker	16 - 27.6%	31 - 35.6%	19 - 23.5%	39 - 55.7%	20 - 40.8%	17 - 26.6%	25 - 38.5%	12 - 16.0%	28 - 35.9%	25 - 34.7%	22 - 40.7%	25 - 28.1%	19 - 23.2%					298	- 32.3%
	87 Jake Ferguson	42 - 72.4%	52 - 59.8%	56 - 69.1%	39 - 55.7%	34 - 69.4%	55 - 85.9%	52 - 80.0%	67 - 89.3%	52 - 66.7%	39 - 72.2%	66 - 74.2%							666	- 72.1%
	89 Peyton Hendershot	28 - 48.3%	31 - 35.6%	37 - 45.7%										15 - 18.3%					111	- 12.0%
OL	63 Tyler Biadasz	51 - 87.9%	87 - 100.0%		63 - 90.0%	30 - 61.2%	64 - 100.0%	59 - 90.8%	75 - 100.0%	60 - 76.9%	61 - 84.7%	54 - 100.0%	89 - 100.0%	82 - 100.0%					775	- 83.9%
	66 T.J. Bass	9 - 15.5%	42 - 48.3%	81 - 100.0%	16 - 22.9%	10 - 20.4%	0 - 0.0%	9 - 13.8%	0 - 0.0%	18 - 23.1%	11 - 15.3%	0 - 0.0%	0 - 0.0%	0 - 0.0%					196	- 21.2%
	67 Brock Hoffman	7 - 12.1%		81 - 100.0%	7 - 10.0%	19 - 38.8%	0 - 0.0%	6 - 9.2%	0 - 0.0%	18 - 23.1%	11 - 15.3%	0 - 0.0%	0 - 0.0%	0 - 0.0%					149	- 16.1%
	70 Zack Martin	51 - 87.9%	82 - 94.3%		54 - 77.1%	39 - 79.6%	64 - 100.0%	56 - 86.2%	75 - 100.0%	60 - 76.9%	61 - 84.7%	54 - 100.0%	89 - 100.0%	82 - 100.0%					767	- 83.0%
	71 Chuma Edoga	56 - 96.6%	45 - 51.7%	81 - 100.0%	63 - 90.0%	10 - 20.4%	0 - 0.0%	54 - 83.1%	2 - 2.7%	19 - 24.4%	11 - 15.3%	0 - 0.0%	2 - 2.4%						345	- 37.3%
	73 Tyler Smith			81 - 100.0%	70 - 100.0%	49 - 100.0%	64 - 100.0%	65 - 100.0%	75 - 100.0%	78 - 100.0%	72 - 100.0%	54 - 100.0%	89 - 100.0%	82 - 100.0%					779	- 84.3%
	76 Asim Richards	9 - 15.5%	5 - 5.7%		7 - 10.0%			11 - 16.9%	0 - 0.0%										32	- 3.5%
	77 Tyron Smith	49 - 84.5%	87 - 100.0%	0 - 0.0%		39 - 79.6%	64 - 100.0%		75 - 100.0%	60 - 76.9%	61 - 84.7%	54 - 100.0%	89 - 100.0%	82 - 100.0%					660	- 71.4%
	78 Terence Steele	58 - 100.0%	87 - 100.0%	81 - 100.0%	70 - 100.0%	49 - 100.0%	64 - 100.0%	65 - 100.0%	75 - 100.0%	78 - 100.0%	72 - 100.0%	54 - 100.0%	89 - 100.0%	82 - 100.0%					924	- 100.0%

		9/10 @ NYG	9/17 NYJ	9/24 @ ARI	10/1 NE	10/8 @ SF	10/16 @ LAC	10/29 LAR	11/5 @ PHI	11/12 NYG	11/19 @ CAR	11/23 WAS	11/30 SEA	12/10 PHI	12/17 @ BUF	12/24 @ MIA	12/30 DET	1/7 @ Was	Total Snaps	Pct. Snaps
Defense		9/10	9/17	9/24	10/1	10/8	10/16	10/29	11/5	11/12	11/19	11/23	11/30	12/10	12/17	12/24	12/30	1/7	Total	Pct.
Total Plays-Def-Pct		70 - PCT	47 - PCT	61 - PCT	55 - PCT	71 - PCT	73 - PCT	62 - PCT	62 - PCT	57 - PCT	59 - PCT	78 - PCT	69 - PCT	55 - PCT					819	- PCT
DL	54 Sam Williams	34 - 48.6%	19 - 40.4%	16 - 29.1%	17 - 30.9%	13 - 18.3%	12 - 16.4%	21 - 33.9%	12 - 19.4%	27 - 47.4%	16 - 27.1%	34 - 43.6%	19 - 27.5%	14 - 25.5%					254	- 31.0%
	56 Dante Fowler	33 - 47.1%	14 - 29.8%	15 - 24.6%	17 - 30.9%	13 - 18.3%	11 - 15.1%	19 - 30.6%	9 - 14.5%	21 - 36.8%	15 - 25.4%	25 - 32.1%	15 - 21.7%	13 - 23.6%					220	- 26.9%
	58 Mazi Smith	17 - 24.3%	12 - 23.4%	12 - 19.7%	17 - 30.9%	22 - 31.0%	18 - 24.7%	18 - 29.0%	12 - 19.4%	25 - 43.9%	19 - 32.2%	20 - 25.6%	11 - 15.9%	13 - 23.6%					215	- 26.3%
	90 DeMarcus Lawrence	30 - 42.9%	24 - 51.1%	41 - 67.2%	25 - 45.5%	34 - 47.9%	48 - 65.8%	31 - 50.0%	38 - 61.3%	23 - 40.4%	29 - 49.2%	35 - 44.9%	47 - 68.1%	34 - 61.8%					439	- 53.6%
	92 Dorance Armstrong	18 - 25.7%	22 - 46.8%	22 - 36.1%	20 - 36.4%	23 - 32.4%	33 - 45.2%	31 - 50.0%	26 - 41.9%	23 - 40.4%	35 - 59.3%	30 - 38.5%	35 - 50.7%	29 - 52.7%					347	- 42.4%
	93 Vilami Fehoko																		0	- 0.0%
	95 Johnathan Hankins	18 - 25.7%	10 - 21.3%	35 - 57.4%	21 - 38.2%	40 - 56.3%	31 - 42.5%	24 - 38.7%	42 - 67.7%	18 - 31.6%	25 - 42.4%	31 - 39.5%	27 - 39.1%	16 - 29.1%					338	- 41.3%
	96 Neville Gallimore	34 - 48.6%	13 - 27.7%	16 - 26.2%	18 - 32.7%	25 - 35.2%	19 - 26.0%	9 - 14.5%	8 - 12.9%	16 - 28.1%	16 - 27.1%	17 - 21.8%	11 - 15.9%	12 - 21.8%					214	- 26.1%
	97 Osa Odighizuwa	27 - 38.6%	24 - 51.1%	33 - 54.1%	30 - 54.5%	38 - 53.5%	45 - 61.6%	39 - 62.9%	40 - 64.5%	30 - 52.6%	29 - 49.2%	46 - 59.0%	43 - 62.3%	38 - 69.1%					462	- 56.4%
	99 Chancey Golston	30 - 42.9%	14 - 29.8%	18 - 29.5%	15 - 27.3%	19 - 26.8%	20 - 27.4%	16 - 25.8%	15 - 24.2%	23 - 40.4%	12 - 20.3%	19 - 24.4%	11 - 15.9%	13 - 23.6%					225	- 27.5%
LB	11 Micah Parsons	40 - 57.1%	41 - 87.2%	55 - 90.2%	44 - 80.0%	59 - 83.1%	68 - 93.2%	48 - 77.4%	51 - 82.3%	39 - 68.4%	43 - 72.9%	64 - 82.1%	63 - 91.3%	42 - 76.4%					657	- 80.2%
	32 Rashawn Evans							7 - 11.3%	0 - 0.0%	28 - 49.1%	7 - 11.9%	15 - 19.2%	3 - 4.3%	0 - 0.0%					60	- 7.3%
	33 Damone Clark	46 - 65.7%	17 - 36.2%	42 - 68.9%	25 - 45.5%	46 - 64.8%	72 - 98.6%	50 - 80.6%	57 - 91.9%	30 - 52.6%	44 - 74.6%	65 - 83.3%	49 - 71.0%	48 - 87.3%					591	- 72.2%
	46 Malik Jefferson				0 - 0.0%	6 - 8.5%	0 - 0.0%												6	- 0.7%
	50 Devin Harper	3 - 4.3%	0 - 0.0%	0 - 0.0%															3	- 0.4%
	55 Leighton Vander Esch	48 - 68.6%	47 - 100.0%	61 - 100.0%	55 - 100.0%	58 - 81.7%													269	- 32.8%
	91 Tyrus Wheat						5 - 6.8%	3 - 4.8%	0 - 0.0%	15 - 26.3%	0 - 0.0%	3 - 3.8%	0 - 0.0%	0 - 0.0%					26	- 3.2%
DB	1 Jayron Kearse	53 - 75.7%	47 - 100.0%	61 - 100.0%	55 - 100.0%	59 - 83.1%	60 - 82.2%	40 - 64.5%	45 - 72.6%	33 - 57.9%	36 - 61.0%	65 - 83.3%	49 - 71.0%	39 - 70.9%					577	- 70.5%
	2 Jourdan Lewis		10 - 21.3%	34 - 55.7%	31 - 56.4%	30 - 42.3%	65 - 89.0%	62 - 100.0%	45 - 72.6%	35 - 61.4%	53 - 89.8%	51 - 73.9%	47 - 85.5%						528	- 64.5%
	6 Donovan Wilson			32 - 52.5%	31 - 56.4%	55 - 77.5%	55 - 75.3%	44 - 71.0%	52 - 83.9%	44 - 77.2%	45 - 76.3%	70 - 89.7%	61 - 88.4%	31 - 56.4%					520	- 63.5%
	7 Trevon Diggs	54 - 77.1%	47 - 100.0%																101	- 12.3%
	14 Marquese Bell	31 - 44.3%																		

2023/2022 STATISTICAL COMPARISON

COWBOYS OFFENSE	2023	2022	DIFFERENCE
Wins	10	10	0
Losses	3	3	0
Points Scored	421	360	61
Touchdowns	47	43	4
Field Goals Made	30	21	9
Field Goals Attempted	30	24	6
Field Goal Percentage	100.0%	87.5%	12.5%
Third Down Efficiency	49.2%	45.0%	4.2%
Net Yards per Game	381.5	359.6	21.8
<i>NFL Rank -- Net Yds. per Game</i>	4	10	-6
Average Plays per Game	67.2	63.7	3.5
Average Yards per Play	5.7	5.6	0.0
Rushing Yards per Game	118.6	144.5	-25.8
<i>NFL Rank -- Rush Yds. per Game</i>	11	6	5
Average Yards per Rush	4.1	4.7	-0.6
Rushing Attempts per Game	28.7	30.8	-2.1
Rushing Touchdowns	12	21	-9
Net Passing Yards per Game	262.8	215.2	47.7
<i>NFL Rank -- Net Pass Yds. per Game</i>	2	20	-18
Yards per Pass Attempt	7.7	7.0	0.7
Passing Attempts	470	412	58
Passing Completions	327	262	65
Completion Percentage	69.6%	63.6%	6.0%
Passing Touchdowns	28	19	9
Interceptions Thrown	7	12	-5
Sacks Allowed	30	16	14
Fumbles	10	10	0
Fumbles Lost	4	3	1
Penalties	97	89	8
Penalty Yards	824	679	145
Gross Punting Average	50.9	49.0	1.9
Net Punting Average	46.8	41.7	5.1
Punt Return Average	5.8	11.7	-5.9
Kickoff Return Average	22.9	23.4	-0.5

COWBOYS DEFENSE (OPPONENT)	2023	2022	DIFFERENCE
Points Allowed	233	229	4
Total Touchdowns Allowed	28	22	6
Field Goals Made	13	26	-13
Field Goals Attempted	17	30	-13
Field Goal Percentage	76.5%	86.7%	-10.2%
Third Down Efficiency	37.3%	34.9%	2.5%
Net Yards per Game	289.9	310.9	-21.0
<i>NFL Rank -- Net Yds. per Game</i>	3	5	-2
Average Plays per Game	59.2	64.2	-5.0
Average Yards per Play	4.9	4.8	0.1
Rushing Yards per Game	106.0	128.5	-22.5
<i>NFL Rank -- Rush Yds. per Game</i>	13	23	-10
Average Yards per Rush	4.1	4.4	-0.3
Rushing Attempts per Game	25.8	28.9	-3.1
Rushing Touchdowns Allowed	10	7	3
Net Passing Yards per Game	183.9	182.4	1.5
<i>NFL Rank -- Net Pass Yds. per Game</i>	5	2	3
Yards per Pass Attempt	6.7	6.6	0.1
Passing Attempts	394	410	-16
Passing Completions	237	263	-26
Completion Percentage	60.2%	64.1%	-4.0%
Passing Touchdowns Allowed	17	15	2
Interceptions	13	11	2
Sacks	39	48	-9
Fumbles Caused	16	20	-4
Fumbles Recovered	8	12	-4
Penalties	88	80	8
Penalty Yards	812	670	142
Gross Punting Average	46.0	45.7	0.4
Net Punting Average	41.5	40.1	1.3
Punt Return Average	8.7	7.9	0.8
Kickoff Return Average	31.0	23.7	7.3

Bold indicates Cowboys improvement

GAME-BY-GAME STARTERS AND INACTIVES

2023 REGULAR SEASON

OFFENSE

DATE	OPPONENT	WR	LT	LG	C	RG	RT	TE	WR	WR	WR	QB	RB
9/10	at N.Y. Giants	B. Cooks	T. Smith	C. Edoga	T. Biadasz	Z. Martin	T. Steele	J. Ferguson		M. Gallup	C. Lamb	D. Prescott	T. Pollard
9/17	N.Y. Jets	M. Gallup	T. Smith	C. Edoga	T. Biadasz	Z. Martin	T. Steele	J. Ferguson		J. Tolbert	C. Lamb	D. Prescott	T. Pollard
9/24	at Arizona	B. Cooks	C. Edoga	T. Smith	B. Hoffman	<u>T. Bass</u>	T. Steele	J. Ferguson		M. Gallup	C. Lamb	D. Prescott	T. Pollard
10/1	New England	B. Cooks	C. Edoga	T. Smith	T. Biadasz	Z. Martin	T. Steele	J. Ferguson		M. Gallup	C. Lamb	D. Prescott	T. Pollard
10/8	at San Francisco	B. Cooks	T. Smith	T. Smith	T. Biadasz	Z. Martin	T. Steele		J. Tolbert	M. Gallup	C. Lamb	D. Prescott	T. Pollard
10/16	at L.A. Chargers	B. Cooks	T. Smith	T. Smith	T. Biadasz	Z. Martin	T. Steele	J. Ferguson		M. Gallup	C. Lamb	D. Prescott	T. Pollard
10/29	L.A. Rams	B. Cooks	C. Edoga	T. Smith	T. Biadasz	Z. Martin	T. Steele	J. Ferguson		M. Gallup	C. Lamb	D. Prescott	T. Pollard
11/5	at Philadelphia	M. Gallup	T. Smith	T. Smith	T. Biadasz	Z. Martin	T. Steele	J. Ferguson		J. Tolbert	C. Lamb	D. Prescott	T. Pollard
11/12	N.Y. Giants	B. Cooks	T. Smith	T. Smith	T. Biadasz	Z. Martin	T. Steele	J. Ferguson		J. Tolbert	C. Lamb	D. Prescott	T. Pollard
11/19	at Carolina	B. Cooks	T. Smith	T. Smith	T. Biadasz	Z. Martin	T. Steele	J. Ferguson		M. Gallup	C. Lamb	D. Prescott	T. Pollard
11/23	Washington	B. Cooks	T. Smith	T. Smith	T. Biadasz	Z. Martin	T. Steele	J. Ferguson		M. Gallup	C. Lamb	D. Prescott	T. Pollard
11/30	Seattle	B. Cooks	T. Smith	T. Smith	T. Biadasz	Z. Martin	T. Steele	J. Ferguson		J. Tolbert	C. Lamb	D. Prescott	T. Pollard
12/10	Philadelphia	B. Cooks	T. Smith	T. Smith	T. Biadasz	Z. Martin	T. Steele	J. Ferguson		M. Gallup	C. Lamb	D. Prescott	T. Pollard
12/17	at Buffalo												
12/24	at Miami												
12/30	Detroit												
1/7	at Washington												

2023 REGULAR SEASON

DEFENSE

DATE	OPPONENT	DE	DT	DT	DE	LB	LB	LB	CB	NCB	CB	S	S	S
9/10	at N.Y. Giants	D. Lawrence	J. Hankins	O. Odighizuwa	M. Parsons	L. Vander Esch	D. Clark		S. Gilmore		T. Diggs	J. Kearse	M. Hooker	J. Thomas
9/17	N.Y. Jets	D. Lawrence	J. Hankins	O. Odighizuwa	C. Golston	L. Vander Esch	D. Clark	M. Parsons	S. Gilmore		T. Diggs	J. Kearse	M. Hooker	
9/24	at Arizona	D. Lawrence	J. Hankins	O. Odighizuwa	M. Parsons	L. Vander Esch	D. Clark		S. Gilmore		D. Bland	J. Kearse	M. Hooker	D. Wilson
10/1	New England	D. Lawrence	J. Hankins	O. Odighizuwa	C. Golston	L. Vander Esch	D. Clark	M. Parsons	S. Gilmore		D. Bland	J. Kearse	M. Hooker	
10/8	at San Francisco	D. Lawrence	J. Hankins	O. Odighizuwa	M. Parsons	L. Vander Esch	D. Clark		S. Gilmore		D. Bland	J. Kearse	M. Hooker	D. Wilson
10/16	at L.A. Chargers	D. Lawrence	J. Hankins	O. Odighizuwa	M. Parsons	M. Bell	D. Clark		S. Gilmore		D. Bland	J. Kearse	M. Hooker	D. Wilson
10/29	L.A. Rams	D. Lawrence	J. Hankins	O. Odighizuwa	M. Parsons	M. Bell	D. Clark		S. Gilmore	J. Lewis	D. Bland	J. Kearse	M. Hooker	
11/5	at Philadelphia	D. Lawrence	J. Hankins	O. Odighizuwa	M. Parsons	M. Bell	D. Clark		S. Gilmore	J. Lewis	D. Bland	D. Wilson	M. Hooker	
11/12	N.Y. Giants	D. Lawrence	J. Hankins	O. Odighizuwa	C. Golston	R. Evans	D. Clark	M. Parsons	S. Gilmore		D. Bland	D. Wilson	M. Hooker	
11/19	at Carolina	D. Lawrence	J. Hankins	O. Odighizuwa	M. Parsons	M. Bell	D. Clark		S. Gilmore		D. Bland	D. Wilson	M. Hooker	J. Kearse
11/23	Washington	D. Lawrence	J. Hankins	O. Odighizuwa	M. Parsons	M. Bell	D. Clark		S. Gilmore	J. Lewis	D. Bland	D. Wilson	M. Hooker	
11/30	Seattle	D. Lawrence	J. Hankins	O. Odighizuwa	M. Parsons	M. Bell	D. Clark		S. Gilmore		D. Bland	D. Wilson	M. Hooker	J. Kearse
12/10	Philadelphia	D. Lawrence	J. Hankins	O. Odighizuwa	M. Parsons	M. Bell	D. Clark		S. Gilmore	J. Lewis	D. Bland	D. Wilson	M. Hooker	
12/17	at Buffalo													
12/24	at Miami													
12/30	Detroit													
1/7	at Washington													

Rookies underlined.

2023 REGULAR SEASON INACTIVES

DATE	OPPONENT	1	2	3	4	5	6	7
9/10	at N.Y. Giants	<u>J. Brooks</u>	<u>V. Fehoko</u>	T. Lance-*	J. Lewis-I	<u>E. Scott</u>	Tyler Smith-I	D. Wilson-I
9/17	N.Y. Jets	B. Cooks-I	<u>V. Fehoko</u>	N. Igbinoghene	T. Lance-*	<u>E. Scott</u>	Tyler Smith-I	D. Wilson-I
9/24	at Arizona	T. Biadasz-I	<u>J. Brooks</u>	<u>V. Fehoko</u>	T. Lance-*	Z. Martin-I	I. Mukuamu	<u>E. Scott</u>
10/1	New England	<u>J. Brooks</u>	<u>V. Fehoko</u>	P. Hendershot-I	T. Lance-*	I. Mukuamu	<u>E. Scott</u>	Tyron Smith-I
10/8	at San Francisco	<u>J. Brooks</u>	<u>V. Fehoko</u>	P. Hendershot-I	T. Lance-*	I. Mukuamu	<u>A. Richards</u>	<u>E. Scott</u>
10/16	at L.A. Chargers	<u>V. Fehoko</u>	N. Igbinoghene	T. Lance-*	<u>A. Richards</u>	<u>E. Scott</u>	J. Thomas-I	<u>D. Vaughn</u>
10/29	L.A. Rams	<u>J. Brooks</u>	<u>V. Fehoko</u>	N. Igbinoghene	T. Lance-*	<u>E. Scott</u>	Tyron Smith-I	<u>D. Vaughn</u>
11/5	at Philadelphia	<u>J. Brooks</u>	<u>V. Fehoko</u>	N. Igbinoghene	T. Lance-*	<u>E. Scott</u>	<u>D. Vaughn</u>	
11/12	N.Y. Giants	<u>V. Fehoko</u>	N. Igbinoghene	T. Lance-*	<u>A. Richards</u>	<u>E. Scott</u>	K. Turpin-I	
11/19	at Carolina	N. Igbinoghene	T. Lance-*	<u>A. Richards</u>	<u>E. Scott</u>	<u>D. Vaughn</u>		
11/23	Washington	N. Igbinoghene	J. Kearse-I	T. Lance-*	<u>A. Richards</u>	<u>E. Scott</u>	<u>D. Vaughn</u>	
11/30	Seattle	<u>J. Brooks</u>	N. Igbinoghene	T. Lance-*	<u>A. Richards</u>	<u>E. Scott</u>	<u>D. Vaughn</u>	
12/10	Philadelphia	<u>J. Brooks</u>	N. Igbinoghene	T. Lance-*	<u>A. Richards</u>	<u>E. Scott</u>	<u>D. Vaughn</u>	
12/17	at Buffalo							
12/24	at Miami							
12/30	Detroit							
1/7	at Washington							

Underline denotes rookie, "I" denotes injury, "*" denotes QB3

GAME-BY-GAME ELEVATIONS

Date	Opponent	STANDARD ELEVATION	
9/10	@ N.Y. Giants	CB, C.J. Goodwin	C, Brock Hoffman
9/17	N.Y. Jets	CB, C.J. Goodwin	C, Brock Hoffman
9/24	@ Arizona	C, Sean Harlow	C, Brock Hoffman
10/1	New England	LB, Malik Jefferson	TE, Sean McKeon
10/8	@ San Francisco	LB, Malik Jefferson	TE, Sean McKeon
10/16	@ LA Chargers	RB, Malik Davis	LB, Malik Jefferson
10/29	LA Rams	LB, Rashaan Evans	TE, Eric Saubert
11/5	@ Philadelphia	LB, Rashaan Evans	
11/12	N.Y. GIANTS	LB, Rashaan Evans	
11/19	@ Carolina		NONE
11/23	Washington	S, Sheldrick Redwine	
11/30	Seattle	TE, Princeton Fant	
12/10	Philadelphia	TE, Princeton Fant	
12/17	@ Buffalo		
12/24	@ Miami		
12/30	Detroit		
1/7/23	@ Washington		



NON-MEDIA GUIDE BIOS



ONE COWBOYS WAY ★ FRISCO, TEXAS 75034 ★ P:972.497.4959 ★ WWW.DALLASCOWBOYS.COM

2023 NON-MEDIA GUIDE BIOS

BRANDON AUBREY
17 • Kicker

6-3 • 208 • 3/14/95
Notre Dame • FA-'23
NFL: Rookie • Rookie
Games/Starts: 2022-0/0; Career-0/0
Postseason: 2022-0/0; Career-0/0



TRANSACTION SUMMARY:

7/6/23: Signed with Dallas as a free agent.

2023 (USFL):

- Returned to the Birmingham Stallions for the 2023 season and converted 14-of-15 field goals and all 35 PATs.
- Led the league in kickoffs, notching 57 kicks and six touchbacks (10.5%).
- Helped lead the Stallions to their second consecutive USFL title.

2022 (USFL):

- Drafted as a placekicker by the Birmingham Stallions in the 32nd round of the 2022 USFL Draft.
- Led the league in kicking, making 18-of-22 field goals and 22-of-24 PATs on the season.
- Responsible for Stallion kickoffs, leading the league with 55 total kicks and tallied seven touchbacks (12.7%).
- Helped the Stallions to programs first championship title.
- Earned All-USFL honors.

COLLEGE:

- Played four seasons of soccer at Notre Dame (2013-16).
- Scored 15 goals and totalled four assists in 76 appearances as a defender for the Fighting Irish.
- In his senior season at Notre Dame, was named NSCAA third-team All-American, NSCAA first-team All-South Region, and first-team All-ACC.
- Drafted in the first round of the 2017 MLS Draft (21st overall) by Toronto FC, playing for their minor league affiliate and then signed with the Philadelphia Union in 2018 to play with its minor league affiliate.

PERSONAL:

- Attended Plano, Texas, High School where he played soccer his freshman and sophomore years.
- Rated as the 24th best recruit in the class of 2013 by College Soccer News and ranked as the 43rd best player nationally in the class of 2013 according to Top Drawer Soccer.
- Graduated with a computer science degree from Notre Dame.

RASHAAN EVANS
32 • Linebacker

6-2 • 228 • 11/08/95
Alabama • FA-'23
NFL: 6th Year • Cowboys: 1st Year
Games/Starts: 2022-17/17; Career-67/76
Postseason: 2022-0/0; Career-4/4



PRO: The Cowboys added a playmaker to the defense when they signed Rashaan Evans to the active roster in Week 11 of the 2023 season. Evans was drafted in the first round by Tennessee (22nd overall) of the 2018 NFL Draft. Over his four seasons with the Titans, Evans amassed 355 tackles, 3.0 sacks, three interceptions, 24 quarterback pressures, 17 tackles for loss, one forced fumble, three fumble recoveries, and 11 passes defended. After his stint with Tennessee, Evans signed with Atlanta as a free agent in 2022 where he tallied a career-best 159 tackles, 2.0 sacks, three quarterback pressures, six tackles for loss, one forced fumble, two fumble recoveries and four passes defended. Evans spent one month on Dallas' practice squad, playing in three games as an elevation before signing to the active roster.

TRANSACTION SUMMARY:

- 11/18/23:** Signed to Dallas' active roster.
- 10/12/23:** Signed to Dallas' practice squad.
- 9/12/23:** Signed to Philadelphia's practice squad and waived (9/15).
- 4/6/22:** Signed with Atlanta as a free agent.
- 5/15/18:** Drafted in the first round (22nd overall) by Tennessee.

2023 (Philadelphia/Dallas):

- Signed to Philadelphia's practice squad, released and signed to Dallas' practice squad, where he was elevated three times before signing to the Cowboys active roster.

2022 (Atlanta):

- Started all 17 games with the Falcons notching 159 tackles, 2.0 sacks, four passes defended, three quarterback pressures, six tackles for loss, one forced fumble and a fumble recovery.
- Recorded a season-high 15 tackles against Pittsburgh (12/4).

2021 (Tennessee):

- Saw action in 12 games in his final season with the Titans, posting 57 tackles, two interceptions, three tackles for loss, one forced fumble, one fumble recovery and two passes defended throughout the season.
- Recorded a season-high eight tackles against Indianapolis (9/26).

2020 (Tennessee):

- Started all 16 games at linebacker and finished third on the team with 96 tackles, while also registering a half sack, a stop for loss, six quarterback pressures, five passes defended and a fumble recovery.
- Started the postseason contest against Baltimore (1/10/22) and notched nine tackles, including a stop for loss.
- Led the team in tackles twice in 2020 with eight against Buffalo (10/13) and nine at Baltimore (11/22).
- Led or tied for the team lead in quarterback pressures three times in 2020 at Baltimore (11/22), against Cleveland (12/6), at Green Bay (12/27).
- Tied for the team lead in passes defended twice in 2020 at Jacksonville (12/13) and at Houston (1/3/21).

2019 (Tennessee):

- Started all 16 games at linebacker and led the team with a 139 tackles and 11 stops for loss.
- Also posted 2.5 sacks, 11 quarterback pressures, a pass defended and a fumble recovery he returned for a touchdown. Started all three postseason contests and recorded 22 tackles, two quarterback pressures and three stops for loss.
- Led the team in tackles seven times.
- Tied for the team lead in sacks twice against Kansas City (11/10) and against Jacksonville (11/24).

2018 (Tennessee):

- Played in 15 games with seven starts at linebacker as a rookie, where he collected 63 tackles, six quarterback pressures, two tackles for loss and three passes defended.
- Was inactive for one contest at Miami (9/9) because of a hamstring injury.
- Led the team in tackles twice, with seven tackles against Baltimore (10/14) and eight against New York Jets (12/2).
- Saw action in his first career NFL game against Houston (9/16).
- Made his first career start at Jacksonville (9/23), posting one tackle.

COLLEGE:

- Played four seasons at the University of Alabama (2014-17), appearing in 53 games and tallying 14 starts with the Crimson Tide.
- Notched 152 total tackles, 15.0 sacks, 23.5 tackles for loss, five passes defended, 19 quarterback pressured, two forced fumbles and two fumble recoveries over his collegiate career.
- Started 14 games over his final two seasons and appeared in three CFP National Championship contests with two victories.
- As a senior (2017), started all 12 games he played and tied for the team lead in tackles with 74. He led the Crimson Tide with 13 tackles for loss despite missing a pair of games due to injury. Also posted seven quarterback pressures, 6.0 sacks, three passes defended, one forced fumble and one fumble recovery.
- Named First Team All-American by the AFCA, Associated Press first-team All-SEC and second-team All-SEC by conference coaches. Chosen as one of 15 semifinalists for the Butkus Award. Tabbed to the Nagurski Trophy Preseason Watch Lists and earned Second Team Preseason All-American recognition by Phil Steele.
- As a junior (2016), saw action in 14 games with two starts in his first season at inside linebacker, entering the starting lineup after an injury to Shaun Dion Hamilton. Totaled 53 tackles, 4.0 sacks, 4.5 tackles for loss, two passes defended, six quarterback pressures, one forced fumble and one fumble recovery.
- As a sophomore (2015), saw action in 14 games at outside linebacker and on special teams. Totaled 10 tackles, 4.0 sacks, four tackles for loss and three quarterback pressures.
- Appeared in 13 games as a true freshman in 2014 and totaled 15 tackles, 1.0 sack, two tackles for loss and three quarterback pressures.

PERSONAL:

- Attended Auburn, Ala., High School where he became a five-star prospect, ranked as the No. 2 outside linebacker in the nation and No. 52 overall player by ESPN.
- Recorded 77 tackles, 17.5 sacks, five passes defended, three forced fumbles, one fumble recovery and one blocked punt in his senior year.
- Graduated from Alabama in December 2017 with a degree in psychology.

EVANS' NFL TOTALS

Year Team	GP-GS	DEFENSE									INTERCEPTIONS					FUMBLES REC				
		ST	AT	TT	Sks-Yds	Tk/Ls	QB Prs	PBU	FF	No	Yds	Avg	Lg	TD	No	Yds	Avg	Lg	TD	
2018 Tennessee	15-7	42	21	- 63	0.0(0)	2(-)	6	3	0	0	0	0.0	0	0	0	0	0.0	0	0	
2019 Tennessee	16-16	84	55	- 139	2.5(13.5)	11(-)	11	1	0	0	0	0.0	0	0	1	53	53.0	53t	1	
2020 Tennessee	16-16	59	37	- 96	0.5(0.5)	1(-)	6	5	0	0	0	0.0	0	0	1	25	25.0	25	0	
2021 Tennessee	12-11	35	22	- 57	0.0(0)	3(-)	1	2	1	2	1	0.5	1	0	1	0	0.0	0	0	
2022 Atlanta	17-17	86	73	- 159	2.0(17.0)	6(-)	3	4	1	0	0	0.0	0	0	2	0	0.0	0	0	
Totals	47-32	306	208	- 514	5.0(31)	23(-)	27	15	2	2	1	0.5	1	0	5	78	15.6	53t	1	
Playoffs	GP-GS	DEFENSE									INTERCEPTIONS					FUMBLES REC				
		ST	AT	TT	Sks-Yds	Tk/Ls	QB Prs	PBU	FF	No	Yds	Avg	Lg	TD	No	Yds	Avg	Lg	TD	
2019 Tennessee	3-3	16	6	- 22	0.0(0)	3(-)	2	0	0	0	0	0.0	0	0	0	0	0.0	0	0	
2020 Tennessee	1-1	5	4	- 9	0.0(0)	1(-)	1	0	0	0	0	0.0	0	0	0	0	0.0	0	0	
2021 Tennessee	0-0	0	0	- 0	0.0(0)	0(0)	0	0	0	0	0	0.0	0	0	0	0	0.0	0	0	
Totals	4-4	21	10	- 31	0.0(0)	4(-)	3	0	0	0	0	0.0	0	0	0	0	0.0	0	0	

NOAH IGBINOGHENE (IGG-bin-AWG-guh-nee)
19 • Cornerback
 5-11 • 194 • 11/27/99
 Auburn • T(Mia) -23
 NFL: 4th Year • Cowboys: 1st Year
 Games/Starts: 2022-9/2; Career-32/5
 Postseason: 2022-0/0; Career-0/0



PRO: The Dallas Cowboys added depth to the secondary when they traded for former first round pick, Noah Igbinoghene, right before the 2023 roster cut deadline. Igbinoghene, originally drafted by Miami, 30th overall, in the 2020 NFL Draft, gets a clean slate in Dallas. Over three seasons with the Dolphins, Igbinoghene saw action in 32 games and tallied 24 tackles, one interception and five pass breakups with two fumble recoveries.

TRANSACTION SUMMARY:

8/29/23: Traded to Dallas from Miami for Kelvin Joseph.
4/23/20: Drafted in the first round (30th overall) by Miami.

2023 (Miami/Dallas):

- Went to training camp with Miami and was traded to Dallas at the roster cut deadline.

2022 (Miami):

- Played in nine games and accumulated two starts during his third season with the Dolphins recording 10 tackles, one interception and three pass breakups.
- Notched his first career interception to clinch a Miami victory over Pittsburgh (10/23) when he picked off Kenny Pickett in the endzone with 30 seconds remaining in the game.

2021 (Miami):

- Saw action in seven games and recorded one start while tallying four tackles and two special teams tackles.
- Recorded a season-high four tackles at Jacksonville in London (10/17).

2020 (Miami):

- Played 16 games and accumulated two starts in his rookie season and notched 10 tackles, two pass breakups, three special teams tackles and two fumble recoveries.
- Amassed four kickoff returns for 68 yards (17.0 avg).
- Made his NFL debut at New England (9/13), recording two tackles and becoming the youngest player in Dolphins history to appear in a game at 20 years, 291 days old.
- Made his first start at safety at Jacksonville (9/24), notching three tackles and his first career pass breakup.

COLLEGE:

- Was a three-year letterman (2017-19) and two-year starter at Auburn, switching from wide receiver to cornerback before his sophomore season.
- Saw action in 40 games and accumulated 22 starts as a Tiger, finishing with 92 tackles, one interception, 19 pass breakups, one forced fumble, six receptions for 24 yards (4.0 avg), one carry for 11 yards, 44 kickoff returns for 1,199 yards (27.3 avg) and two touchdowns.
- In 2019, started all 13 games at cornerback, amassing 42 tackles, seven passes defensed, nine kickoff returns for 1,199 yards (27.3 avg) and one kickoff return touchdown.
- Played in 13 games with nine starts at corner during the 2018 season. Accrued 50 tackles, one interception, 12 passes defensed, one forced fumble and 11 kickoff returns for 311 yards (28.3 avg).
- Saw action in all 14 games as a freshman in 2017, tallying six receptions for 24 yards (4.0 avg), one carry for 11 yards, 24 kickoff returns for 571 yards (28.3 avg) and one kickoff return touchdown.

PERSONAL:

- Attended Hewitt-Trussville High School in Trussville, Ala, where he played wide receiver.
- Competed in track and field at Auburn his freshman year, where he finished seventh in the triple jump (15.24m) at the 2018 SEC Indoor Championships.
- His parents, Festus and Faith Igbinoghene, were both Olympic track athletes for Nigeria.
- Majored in business management at Auburn.

IGBINOGHENE'S NFL TOTALS

Year Team	GP-GS	DEFENSE								INTERCEPTIONS					FUMBLES REC					
		ST	AT	TT	Sks-Yds	Tkl/Ls	QB Prs	PBU	FF	No	Yds	Avg	Lg	TD	No	Yds	Avg	Lg	TD	
2020 Miami	16-2	9	1	- 10	0.0(0)	0(0)	0	2	0	0	0	0	0.0	0	0	2	0	0.0	0	0
2021 Miami	7-1	4	0	- 4	0.0(0)	0(0)	0	0	0	0	0	0	0.0	0	0	0	0	0.0	0	0
2022 Miami	9-2	8	2	- 10	0.0(0)	0(0)	0	3	0	1	0	0.0	0	0	0	0	0	0.0	0	0
Totals	32-5	21	3	- 24	0.0(0)	0(0)	0	5	0	1	0	0.0	0	0	2	0	0.0	0	0	

Year Team	KICKOFF RETURNS				
	No	Yds	Avg	Long	TD
2020 Miami	4	68	17.0	22	0
2021 Miami	0	0	0.0	-	0
2022 Miami	0	0	0.0	-	0

TREY LANCE

15 • Quarterback

6-4 • 224 • 5/9/00
 North Dakota State • T(SF)-'23
 NFL: 3rd Year • Cowboys: 1st Year
 Games/Starts: 2022-2/2; Career-8/4
 Postseason: 2022-0/0; Career-0/0



PRO: Prior to their final 2023 preseason game, the Dallas Cowboys added a young, talented signal caller to the quarterback room when sending a 2024 fourth round pick to the San Francisco 49ers for Trey Lance, the former third overall pick from the 2021 NFL Draft. While learning under veteran quarterbacks Dak Prescott and Cooper Rush in Dallas, Lance will continue to develop his dual-threat abilities that made him such a sought after prospect in the Draft. Along with 797 career passing yards, Lance has rushed for 235 yards on 54 carries (4.4 avg.) in eight career games. Lance began the 2022 season as San Francisco's starting quarterback before suffering a season-ending ankle injury in Week 2.

TRANSACTION SUMMARY:

- 8/26/23:** Traded to Dallas from San Francisco for a 2024 fourth round pick.
- 9/21/22:** Placed on Reserve/Injured with an ankle injury.
- 4/29/21:** Drafted in the first round (third overall) by San Francisco.

2023 (San Francisco/Dallas):

- Started training camp on the 49ers roster before being traded to Dallas prior to the last preseason game.
- Started two games and completed 15-of-31 passes for 194 yards, while adding 67 rushing yards on 16 carries (4.2 avg.), before suffering a season-ending ankle injury in the Week 2 contest against Seattle (9/18).

2021 (San Francisco):

- Appeared in six games as a rookie, with two starts, and completed 41 of his 71 pass attempts (57.7%) for 603 yards, five touchdowns and a quarterback rating of 97.3. Also added 38 rushes for 168 yards and a score.
- Threw for a touchdown on his first two pass attempts - a five-yard touchdown pass at Detroit (9/12) and 76-yard score against Seattle (10/3) - to become the first player in the last 40 years to throw a touchdown on each of his first two pass completions.
- Stepped in for an injured Jimmy Garoppolo (calf) in the second half against Seattle (10/3), completing nine-of-19 passes for 157 yards, two touchdowns and a quarterback rating of 117.1.
- Made his first career start at Arizona (10/10), completing 15-of-29 attempts for 192 yards and rushing for 89 yards on 16 carries (5.6 avg.).
- Started his second game of the season in Week 17 against Houston (1/2/22), setting career-highs in passing yards (249), completion percentage (69.6%) and tied a career-high with two touchdown passes.

COLLEGE:

- Appeared in 19 games, with 17 starts, in three seasons at North Dakota State (2018-20) as a dual-threat quarterback, completing 208-of-318 attempts (65.4%) for 2,947 passing yards, 30 touchdowns and one interception to go along with 1,325 rushing yards and 18 touchdowns on 192 carries (6.9 avg.).
- Started one game in 2020 before the season was canceled due to the COVID-19 pandemic. In his lone appearance, threw for 149 yards and two touchdowns while adding 143 rushing yards and two scores on the ground.
- In 2019 as a redshirt freshman, started all 16 games and completed 192-of-287 passes (66.9%) for 2,786 yards and 28 touchdowns while rushing for 1,100 yards and 14 touchdowns. Became the first freshman to be awarded the STATS FCS Walter Payton Award as the top offensive player in the FCS. Also awarded the Jerry Rice Award as the top freshman player, becoming the first player to win both major FCS legacy awards in the same season.
- Redshirted as a true freshman in 2018, playing in two contests and attempting just one pass.

PERSONAL:

- Attended Marshall, Minn., High School where he was a three-year starter at both quarterback and safety. In his senior season, threw for 1,386 yards and 14 touchdowns with 641 rushing yards and 10 touchdowns on the ground. Also recorded 54 tackles and three interceptions.
- Team captain and all-conference performer in both football and basketball at Marshall High School.
- Majored in strategic communication with a minor in business administration at North Dakota State.

LANCE'S NFL TOTALS

Year Team	GP-GS	PASSING											
		Att	Cmp	Pct	Yds	Yds/Att	TD	TD%	Int	Int%	Long	Sacks	Rating
2021 San Francisco	6-2	71	41	57.7	603	8.5	5	7.0	2	2.8	76t	4/15	97.3
2022 San Francisco	2-2	31	15	48.4	194	6.3	0	0.0	1	3.2	44	2/9	55.0
Totals	8-4	102	56	54.9	797	7.8	5	4.9	3	2.9	76t	6/24	84.5

Year Team	RUSHING				
	No	Yds	Avg	Long	TD
2021 San Francisco	38	168	4.4	15	1
2022 San Francisco	16	67	4.2	13	0
Totals	54	235	4.4	15	1



UPDATED PLAYER BIOS



2023 PLAYER BIO UPDATES Week 15 at Buffalo Bills

5 Bryan Anger, P

Games/Starts: 2023-13/0 Career-189/0
Playoffs: 2022-2/0 Career-5/0

	No	Yds	Avg	TB	In20	Lg	Blk	Ret	RetYds	Net
Last Game	1	48	48.0	0	0	48	0	1	18	30.0
2023	32	1,628	50.9	2	13	63	0	17	148	45.0
Career	816	38,155	46.8	61	296	83	5	372	3,013	41.3

Last Week	Special Teams								
	Solo	Asst	-	Tot	FF	FR	BP	BFG	BXP
2023	1	0	-	1					
Career				14					

- Served as the special teams captain in Week 5.
- at N.Y. Giants (9/10)** Had three punts for a gross average of 48.7 and a net average of 39.7, with one punt downed inside the opponent's 20-yard line and one touchback.
- vs. N.Y. Jets (9/17)** Punted three times for a gross average of 51.7 and a net average of 49.3, with one punt downed inside the opponent's 20-yard line and a long punt of 55 yards.
- at Arizona (9/24)** Had two punts, with a long of 52 yards, and posted a gross average of 51.0 and a net average of 41.5.
- vs. New England (10/1)** Had two punts for a gross average of 56.0 and a net average of 57.0, with both downed inside the 20-yard line and a long of 57 yards. Also successfully completed a two-point conversion when he threw a scoring pass to defensive lineman Chauncey Golston on a fake extra point attempt in the second quarter.
- at San Francisco (10/8)** Tallied five punts that recorded a gross average of 50.8 and a net average of 43.0, along with one punt downed inside the 20-yard line and a long punt of 54 yards.
- at LA Chargers (10/16)** Had four punts that averaged a gross of 52.3 and a net of 42.8, with one downed inside the opponent's 20-yard line and a long punt of 56 yards. Also recorded his first special teams tackle since 2020 while with Houston.
- vs. LA Rams (10/29)** Limited to only two punts that went for 51.0 (gross) and 45.1 (net), with one landing inside the opponent's 20-yard line along with a long punt of 52 yards.
- at Philadelphia (11/5)** His two punts averaged 41.0 (gross) and 39.0 (net), with one punt landing inside the 20-yard line and a long punt of 52.
- vs. N.Y. Giants (11/12)** Launched two punts that had a gross and net average of 46.5, with both downed inside the 20-yard line and a long punt of 48 yards.
- at Carolina (11/19)** Punted three times for 176 yards, which amounted to a season-high 58.7 gross punting average (fourth-highest of his career), a net average of 47.3, a season-long punt of 63 yards, one punt downed inside the 20 yard-line and one touchback.
- vs. Washington (11/23)** On three punts recorded a 52.7 gross average, a 49.7 net average, two punts downed inside the 20-yard line and a long punt of 59 yards.
- vs. Seattle (11/30)** Was active and held for placekicker Brandon Aubrey on four field goals and three extra points, but did not have a punting opportunity, as neither team punted in the game. It was the first time in Cowboys history - fifth occurrence in NFL history - that no punts were recorded in a single game.
- vs. Philadelphia (12/10)** Had one punt for 48 yards.

92 Dorance Armstrong, DE

Games/Starts: 2023-13/0 Career-89/13
Playoffs: 2022-2/0 Career-3/0

Last Game	Tackles			Sks/ Yds	Tk/ Loss	QB Prs	PBU	FF-FR
	Solo	Asst	- Tot					
2023	10	16	- 26	5.0(-22)	1(-2)	22	1	
Career	90	65	- 155	21.0(-135)	5(-12)	92	4	2-5

Career	Interceptions					Fumble Recoveries				
	No.	Yds.	Avg.	Lg	TD	No.	Yds.	Avg.	Lg	TD
						3	37	12.3	37	1

Career	Special Teams								
	Solo	Asst	-	Tot	FF	FR	BP	BFG	BXP
	5	1	-	6	1	1	2	1	

- Served as the defensive captain in Week 12.
- at N.Y. Giants (9/10)** Had two tackles, 2.0 sacks - third career game with 2.0-or-more sacks - a tackle for loss and four quarterback hurries. His two sacks contributed to a team seven sacks, second-most in a season opener in team history. Part of a defense whose 40-0 victory marked the largest shutout in Cowboys history and the largest shutout in a NFL season opener since 1999 when Pittsburgh defeated Cleveland 43-0.
- vs. N.Y. Jets (9/17)** Contributed two stops and a hurry.
- at Arizona (9/24)** Made two stops.
- vs. New England (10/1)** Logged two tackles and two hurries.
- at San Francisco (10/8)** Assisted on two tackles and added a hurry.
- at LA Chargers (10/16)** Had two stops and a quarterback pressure.
- vs. LA Rams (10/29)** Tallied two tackles, a sack and a hurry.
- at Philadelphia (11/5)** Added a tackle, a half sack and two hurries.
- vs. N.Y. Giants (11/12)** Made two tackles, a sack and a quarterback hurry. Surpassed 20.0 career sacks (20.5).
- at Carolina (11/19)** Notched two tackles, a half sack and three hurries.
- vs. Washington (11/23)** Logged two tackles and two hurries.
- vs. Seattle (11/30)** Totaled three stops, three hurries and a pass breakup.
- vs. Philadelphia (12/10)** Posted two stops and a hurry.

17 Brandon Aubrey, K

Games/Starts: 2023-13/0 Career-13/0

Last Game	Scoring				Kickoffs				
	PAT	FG	Lng	Pts	No	TB	TB%	Opp Ret	Avg. Ret
2023	3-3	4-4	60	15	8	8	100.0	0	0.0
	39-42	30-30	58	129	89	84	94.4	3	31.0

Last Game	Field Goals	10-19	20-29	30-39	40-49	50+	Total	Pct
	2023	0-0	0-0	0-0	1-1	3-3	4-4	30-30
	0-0	9-9	11-11	2-2	8-8	30-30	100.0	

- Named NFC Special Teams Player of the Month (October) after he was eight-of-eight on field goals during that time, including two makes from 50-plus yards, to go 18-for-18 on the season, tying Travis Coons for the most field goals made without a miss to start an NFL career. Also made a career-long 58-yard field goal against the LA Rams (10/29), third-longest field goal by a Cowboys rookie kicker and tied the

Brandon Aubrey, cont.

third-longest field goal by any kicker in October. Added 23 touchbacks on 23 kickoffs and was 11-of-11 on PATs. Became the fourth Cowboy - third kicker - to be named NFC Special Teams POTM, joining kickers Chris Boniol (November 1996) and Richie Cunningham (September 1997) and kick returner Jason Tucker (December 1999).

- Named NFC Special Teams Player of The Week (Week 8) after he went two-for-two on field goals against the LA Rams (10/29) including a career-long 58-yard field goal in the contest, the third-longest field goal by a Cowboys rookie kicker and the second-longest field goal by any kicker in Week 8. Added eight touchbacks on eight kickoffs and was five-of-five on PATs in the game. Became the first Cowboy to earn NFC Special Teams POTW since Brett Maher in 2019 (against Philadelphia, 10/20).

at N.Y. Giants (9/10) Made his NFL debut as Dallas' placekicker and connected on both of his first career field goals (21, 38) and was four-of-five on the first extra points of his career. Also handled kickoff duties, landing touchbacks on all eight.

vs. N.Y. Jets (9/17) Successful on all five of his field goal attempts (35, 21, 55, 26, 30) and his lone PAT. Also had touchbacks on all eight kickoffs for the second straight week. Became the fourth Cowboys rookie kicker to make at least five field goals in a game (Dan Bailey, Roger Ruzek, Richie Cunningham) and the first since Bailey made six against Washington in 2011 (9/26). His seven field goals made in 2023 are the second-most through a Cowboys kicker's first two career games, trailing only Cunningham (eight in 1997), and he is also the first kicker in franchise history to make all of his first seven field goal attempts. His 55-yard field goal was the third-longest field goal by a Cowboys rookie kicker, trailing only Brett Maher's 62 and 59-yard field goals as a rookie in 2018.

at Arizona (9/24) Connected on all three field goals (49, 27, 26) and his lone PAT. Also had four touchbacks on five kickoffs. Became the first rookie kicker in franchise history to make his first 10 career field goal attempts. Also became the fifth kicker in NFL history to make 10 field goals in his first three career games.

vs. New England (10/1) Was once again perfect on all three field goals (23, 23, 33) and all three PATs. Became the eighth kicker in NFL history to start his career 13-for-13 or better.

at San Francisco (10/8) Made his only field goal from 50 yards along with an extra point. Became the seventh kicker in NFL history to start his career 14-for-14-or-better. His 52 points thus far on the season are the third-most kicking points by a Cowboy in his first five career games behind Cunningham (62, 1997) and Bailey (55, 2011).

at LA Chargers (10/16) Stayed perfect on the season on field goals by adding two more (32, 39) along with two extra points. Also had touchbacks on all four kickoffs.

vs. LA Rams (10/29) Nailed both of his field goals (58 - career long, 27) and a season-high five extra points. Tied Travis Coons for the most field goals made without a miss to start an NFL career (18-for-18). Made a career-long 58-yard field goal in the first quarter, the third-longest field goal by a Cowboys rookie kicker. Now has two of the four longest kicks - also making a 55-yarder against the N.Y. Jets (9/17) - by a Dallas rookie.

at Philadelphia (11/5) Made his only field goal from 51 yards along with both of his extra points. Set an NFL record for the most field goals made (19) without a miss to start an NFL career. His 51-yard field goal was his third field goal from 50-plus yards this season, tying Ken Willis for the second-most 50-yard field goals by a Cowboys rookie. Maher had the most by a Cowboys rookie with six 50-yard makes in 2018.

vs. N.Y. Giants (11/12) Was perfect on a season-high seven-of-seven extra points - most by a Cowboys rookie in a single game and tied for the fifth-most in a single game in team history by any Cowboys kicker. Did not attempt a field goal, but had seven touchbacks on eight kickoffs.

at Carolina (11/19) Knocked down both of his field goals (30, 27) to extend his NFL record for most field goals made without a miss to start a career (21). Was also three-of-four on PATs and had six touchbacks on seven kickoffs.

vs. Washington (11/23) Was true on his only field goal from 52 yards, was four-of-five on extra points and had touchbacks on all eight kickoffs.

vs. Seattle (11/30) Hit all four field goals (30, 31, 38, 32) and all three PATs, while also recording touchbacks on all nine kickoffs.

vs. Philadelphia (12/10) Made all four of his field goal attempts, including makes from 60, 59, 45 and 50 yards. Became the first player in NFL history to make two field goals of 59 yards-or-longer in the same game. With three field goals from 50-plus yards, he has eight total 50-yard makes in 2023, the most by a Cowboys rookie. His 60-yarder was the first 60-plus yard field goal made in the first quarter in league history. His 60-yard make was also the second-longest by a Cowboys rookie behind Maher's 62-yard field goal in 2018. Became just the second player in franchise history

with three field goals of 50-plus yards in a single game, joining Maher (at Min, 11/20/22). Extended his NFL record of most field goals made without a miss to start a career to 30 consecutive field goals. His 129 kicking points are the second-most kicking points through a player's first 13 career games in NFL history, trailing only Harrison Butker (142). Had eight touchbacks and has 84 total touchbacks in 2023, a single-season franchise record.

66 T.J. Bass, G

Games/Starts: 2023-13/1 Career-13/1

at N.Y. Giants (9/10) Made his NFL debut on special teams, then entered the game in the third quarter on offense at left guard in place of an injured Chuma Edoga.

vs. N.Y. Jets (9/17) Entered the game on offense in the second half for an injured Edoga (elbow) at left guard. Also played on special teams.

at Arizona (9/24) Made his first career start in place of an injured Zack Martin (ankle). Blocked for an offense that accumulated a season-high 416 total net yards and 185 rushing yards. The offense also notched 26 first downs, including a season-best 12 rushing first downs that tied the most rushing first downs in a game since Head Coach Mike McCarthy arrived in 2020 - against Carolina (10/3/21) and at Minnesota (11/20/22).

vs. New England (10/1) and **at San Francisco (10/8)** Played on offense and special teams.

at LA Chargers (10/16) Saw time on special teams.

vs. LA Rams (10/29) Saw action on offense and special teams.

at Philadelphia (11/5) Played on special teams.

vs. N.Y. Giants (11/12) and **at Carolina (11/19)** Played on offense and special teams.

vs. Washington (11/23), **vs. Seattle (11/30)** and **vs. Philadelphia (12/10)** Saw time on special teams.

14 Markquese Bell, LB

Games/Starts: 2023-13/6 Career-18/6
Playoffs: 2022-2/0 Career-2/0

	Solo	Tackles Asst - Tot	Sks/ Yds	Tkl/ Loss	QB Prs	PBU	FF-FR
Last Game	3	3 - 6				1	1-0
2023	45	31 - 76		1(-5)	1	3	2-0
Career	46	31 - 77		1(-5)	1	3	2-0

- Served as the special teams captain in Week 4.

at N.Y. Giants (9/10) Played on special teams and defense at linebacker, where he registered a team leading eight tackles along with a tackle for loss and a forced fumble - both the first of his career. Part of a defense whose 40-0 victory marked the largest shutout in Cowboys history and the largest shutout in a NFL season opener since 1999 when Pittsburgh defeated Cleveland 43-0.

vs. N.Y. Jets (9/17) Posted four tackles and his first career quarterback pressure.

at Arizona (9/24) Assisted on two tackles.

vs. New England (10/1) Made three stops.

at San Francisco (10/8) Contributed four tackles.

at LA Chargers (10/16) Made his first career start, tied for second on the defense with seven tackles and added his first career pass breakup.

vs. LA Rams (10/29) In his second career start, posted six stops.

at Philadelphia (11/5) Second on the team with a career-high 10 tackles.

vs. N.Y. Giants (11/12) Logged four stops.

at Carolina (11/19) Led the defense with a career-high tying 10 tackles.

vs. Washington (11/23) Provided four stops and a pass breakup.

vs. Seattle (11/30) Led the defense with eight tackles.

vs. Philadelphia (12/10) Second on the defense with six stops along with a pass breakup and a forced fumble.

63 Tyler Bidadasz, C

Games/Starts: 2023-12/12 Career-57/49
Playoffs: 2022-2/2 Career-3/3

- Served as the offensive captain in Week 9.

at N.Y. Giants (9/10) Started the season opener at center and blocked for an offense that generated 265 total net yards, including 122 yards on the ground highlighted by 70 rushing yards and two rushing scores by Tony Pollard. The line also did not allow a sack of Dak Prescott during 24 dropbacks as he passed for 143 yards.

vs. N.Y. Jets (9/17) Part of an offense that commanded the time of possession with a mark of 42:15, the second-highest amount for a non-overtime, regular season game in franchise history. Collectively, the offense compiled 382 total net yards and 26 first downs.

at Arizona (9/24) Inactive/Injured-Hamstring.

Tyler Biadasz, cont.

vs. New England (10/1) Returned to the starting lineup after missing the previous game due to injury (hamstring). Assisted the offense in compiling four drives of 10-plus plays, giving the Dallas offense a league-leading 16 on the season. On the day, the offense racked up 377 total net yards and 22 first downs, while holding the ball for 35:09.

at San Francisco (10/8) The offense, behind the offensive line, was limited to 197 total net yards, eight first downs and a 22:55 time of possession mark.

at LA Chargers (10/16) Played in his 50th career game and helped an offense that posted 342 total net yards, 272 passing yards and 20 first downs.

vs. LA Rams (10/29) The team exploded for 43 points and 285 passing yards as part of 387 total net yards and 24 first downs. Behind the line's protection, Prescott threw for 304 yards and a season-best four touchdowns.

at Philadelphia (11/5) Helped block for an offense that accumulated 333 net passing yards and 406 total net yards. Prescott amassed 374 yards along with three touchdowns in the air.

vs. N.Y. Giants (11/12) In a historic performance, the offense produced 640 total net yards behind the guidance of the offensive line, the second-most yards gained in a single game in franchise history behind a 652-yard performance in 1966 against Philadelphia (10/9). The unit also tallied a season-best 472 net passing yards - second-most in a single game in franchise history - and 32 first downs - tied for the third-most in a single game in team history. For the first time in franchise history, the offense had two rushers over 50 rushing yards (Tony Pollard - 55; Rico Dowdle - 79) and multiple receivers over 150 receiving yards (Brandin Cooks - 173; and CeeDee Lamb - 151). The line did not allow a sack of a Cowboys quarterback for the second time this season as Prescott passed for a season-best 404 yards on 35 attempts and backup Cooper Rush threw for 68 yards on nine attempts.

at Carolina (11/19) Provided blocking for an offense that totaled 311 net yards, 23 first downs and 107 rushing yards, including a season-high tying four runs of 10-plus yards. The line did not allow a sack for the second straight game, the first time they haven't allowed sacks in back-to-back games since last season (at Minnesota, 11/20 - against N.Y. Giants, 11/24).

vs. Washington (11/23) The offense logged 431 total net yards (second-most of the season) and 21 first downs. Held a clean pocket for Prescott to pass for 331 yards and four touchdowns while not allowing a sack on 33 dropbacks - the fourth game this season the line did not allow a sack.

vs. Seattle (11/30) Part of an offense that rolled up 41 points, 411 total net yards and 33 first downs - tied for the second-most in a game in franchise history.

vs. Philadelphia (12/10) Helped the offense compile 394 total net yards, 24 first downs and control the clock for 36:36. The unit scored on every possession in the first half, tallying three touchdowns and a field goal on four drives. It was the first time in 2023 Dallas scored on every first half drive and the first time since scoring on all five first half drives at Minnesota (11/20/22).

26 DaRon Bland, CB

Games/Starts: 2023-13/11 Career-30/19
Playoffs: 2022-2/2 Career-2/2

	Tackles			Sks/ Yds	Tk/ Loss	QB Prs	PBU	FF-FR
	Solo	Asst	Tot					
Last Game.....	4	1	5		2(-2)			
2023.....	45	17	62		3(-5)	2	14	
Career.....	85	33	118		4(-7)	4	21	

	Interceptions					Fumble Recoveries				
	No.	Yds.	Avg.	Lg	TD	No.	Yds.	Avg.	Lg	TD
Last Game.....										
2023.....	8	209	26.1	63t	5					
Career.....	13	228	17.5	63t	5					

	Special Teams					FR	BP	BFG	BXP
	Solo	Asst	Tot	FF					
Career.....	2	0	2						

- Named NFC Defensive Player of the Month (November) after tallying 20 tackles, four pass breakups and three interceptions - including two returned for touchdowns. Earned his first career NFC DPOTM award, and is the fifth Cowboys defender to be named for the award, second cornerback (Trevon Diggs). Also during that time became the first player in NFL history with five interception returns for touchdowns in a single season.

- Named NFC Defensive Player of the Week (Week 11) after he logged five tackles, a pass breakup and an interception he returned 30 yards for a touchdown in the fourth quarter - his fourth pick six of the season to tie the NFL single season record. Became the third Cowboys defensive back to earn NFC DPOTW in the past seasons, joining Trevon Diggs (Week 4, 2021) and Xavier Woods (Week 9, 2019).
- Served as the defensive captain in Week 5.

at N.Y. Giants (9/10) Had three stops, one for loss, a hurry, a pass breakup and an interception returned 22 yards for his first career score. His six career picks are tied for the most in the NFL since 2022 and tied with Derek Ross for fifth-most in team history through a player's first 18 games. Part of a defense whose 40-0 victory was the largest shutout in team history and largest shutout in a NFL season opener since 1999 when Pittsburgh defeated Cleveland 43-0.

vs. N.Y. Jets (9/17) Logged two tackles and a hurry.

at Arizona (9/24) Made his first start of the season to the tune of six tackles.

vs. New England (10/1) Collected a career-high tying two interceptions - one returned 54 yards for a touchdown - a career-best three pass breakups and four tackles. Became the third cornerback in Cowboys history with multiple interception return touchdowns in the same season, joining Trevon Diggs (two) in 2021 and Larry Brown (two) in 1995. It was his second career multi-interception game - first since against Indianapolis (12/4/22) - and his eight interceptions since the start of the 2022 season lead the NFL.

at San Francisco (10/8) Posted five tackles and a pass breakup.

at LA Chargers (10/16) Logged four stops and two pass breakups.

vs. LA Rams (10/29) Compiled a season-best seven tackles (tied for the team lead), two pass breakups and an interception that he returned 30 yards for a touchdown in the first quarter - his third pick-six of the season. His three interceptions returned for touchdowns in 2023 are the most in a season in franchise history and the most by an NFL player in a season since Marcus Peters had three in 2019. Is now second in the league with four interceptions, and overall, his nine career interceptions lead the NFL since he was drafted in 2022. His nine picks are also the third-most in a Cowboys player's first 24 career games, trailing Everson Walls (17) and Diggs (12).

at Philadelphia (11/5) Played in his 25th career game and had a tackle and a pass breakup.

vs. N.Y. Giants (11/12) Collected his his fifth interception of the season, tying his single-season career-high from 2022. Also had four tackles and a pass breakup. Became the second player in franchise history to record five interceptions in each of his first two seasons, joining Walls (11 in 1981 and seven in 1982). His 10 interceptions are the third-most by a Cowboys player in their first two seasons, trailing only Walls (18) and Diggs (14), and are also the most in the NFL since 2022.

at Carolina (11/19) Produced five tackles, a pass breakup and an interception he returned 30 yards for a touchdown in the fourth quarter. It was his sixth interception of the season, fourth pick-six of the year. His six interceptions in 2023 are a single-season career-high and tied for the league lead with Baltimore's Geno Stone, while his 11 interceptions since the start of 2022 lead the NFL. His four interception returns for touchdowns are tied for the most pick-sixes in a season in NFL history, joining Eric Allen (1993), Ken Houston (1971) and Jim Kearney (1972). They are also the most by any player in his first two seasons in NFL history.

vs. Washington (11/23) Led the team with a career-best 10 tackles along with an interception he returned 63 yards for a touchdown and a pass breakup. Set a single-season NFL record with his fifth interception return for a touchdown. His five pick-sixes are also the most in a career by a Cowboys player. His seven interceptions in 2023 lead the NFL, and his 12 interceptions since the start of 2022 also lead the league. His 12 interceptions are the third-most by a Cowboys player in his first two seasons, trailing Walls (18) and Diggs (14). Became the first non-offensive player to score five touchdowns in a season since J.J. Watt in 2014. Topped 100 career tackles (107).

vs. Seattle (11/30) Posted six stops, an interception and a pass breakup. His second half interception was his eighth pick of the season to lead the NFL in 2023, and his 13 career interceptions are the third-most by a Cowboys player in his first two seasons, trailing Walls (18) and Diggs (14).

vs. Philadelphia (12/10) Contributed five tackles and a career-best two tackles for loss.

83 Jalen Brooks, WR

Games/Starts: 2023-5/0 Career-5/0

Last Game	Receiving				
	Rec.	Yds.	Avg.	Lg	TD
2023	5	63	12.6	24	0

at N.Y. Giants (9/10) Inactive.

vs. N.Y. Jets (9/17) Made the first appearance of his NFL career on offense and special teams but did not record any stats.

at Arizona (9/24), vs. New England (10/1) and at San Francisco (10/8) Inactive.

at LA Chargers (10/16) Appeared in his second game of the season on offense and special teams.

vs. LA Rams (10/29) and at Philadelphia (11/5) Inactive.

vs. N.Y. Giants (11/12) Registered his first career receiving statistics - four receptions for 39 yards.

at Carolina (11/19) Saw action on offense and special teams.

vs. Washington (11/23) Hauled in a season-long catch of 24 yards.

vs. Seattle (11/30) and vs. Philadelphia (12/10) Inactive.

33 Damone Clark, LB

Games/Starts: 2023-13/13 Career-23/18
Playoffs: 2022-2/0 Career-2/0

Last Game	Tackles			Sks/ Yds	Tk/ Loss	QB Prs	PBU	FF-FR
	Solo	Asst	Tot					
2023	52	34	86		4(-13)	6	2	0-1
Career	84	52	136		5(-16)	7	2	2-1

Last Game	Special Teams					FF	FR	BP	BFG	BXP
	Solo	Asst	Tot	FF	FR					
2023	2	0	2							
Career	4	1	5							

• Served as the defensive captain in Week 10.

at N.Y. Giants (9/10) Started in the season opener and contributed five tackles. Part of a defense whose 40-0 victory marked the largest shutout in Cowboys history and the largest shutout in a NFL season opener since 1999 when Pittsburgh defeated Cleveland 43-0.

vs. N.Y. Jets (9/17) Added a tackle.

at Arizona (9/24) Led the defense with nine tackles and added a tackle on special teams.

vs. New England (10/1) Made six stops and a tackle for loss.

at San Francisco (10/8) Logged eight tackles on defense and a tackle on special teams.

at LA Chargers (10/16) Tallied a team-best nine tackles and a career-high two quarterback pressures.

vs. LA Rams (10/29) Tied for the team lead with seven tackles while also adding a quarterback pressure.

at Philadelphia (11/5) Led the defense with a career-high 11 tackles along with a tackle for loss. Surpassed 100 career tackles.

vs. N.Y. Giants (11/12) Added four stops.

at Carolina (11/19) Totaled seven tackles, a tackle for loss and his first career pass breakup.

vs. Washington (11/23) Second on the team with nine tackles along with a tackle for loss and a career-high tying two hurries.

vs. Seattle (11/30) Had five stops and a quarterback pressure.

vs. Philadelphia (12/10) Gathered five tackles, a pass breakup and his first career fumble recovery.

3 Brandin Cooks, WR

Games/Starts: 2023-12/11 Career-144/131
Playoffs: 2022-2/0 Career-6/0

Last Game	Receiving					Att.	Rushing			
	Rec.	Yds.	Avg.	Lg	TD		Yds.	Avg.	Lg	TD
2023	39	534	13.7	37	5	3	23	7.7	14	0
Career	669	9,150	13.7	98t	54	53	332	6.3	28	2

Career	Punt Returns					No.	Kickoff Returns				
	No.	Yds.	Avg.	FC	Lg		Yds.	Avg.	Lg	TD	
	13	49	3.8	15	15	0	1	12	12.0	12	0

• Served as the offensive captain in Week 4.

at N.Y. Giants (9/10) Started at wide receiver in his first appearance as a Cowboy and caught two passes for 22 yards.

vs. N.Y. Jets (9/17) Inactive/Injured-Knee.

at Arizona (9/24) Returned to action after a one-game hiatus (knee) and caught two balls for 17 yards.

vs. New England (10/1) Made four receptions for 27 yards.

at San Francisco (10/8) Recorded his first rush of the season for six yards and also caught one pass for seven yards.

at LA Chargers (10/16) Made his 125th career start, caught four passes for 36 yards and his first touchdown of the season - 50th of his career. Also had a 14-yard run. Became the 18th player in NFL history - first since Damiere Byrd in 2022 - with a receiving touchdown with five different teams.

vs. LA Rams (10/29) Reeled in three catches for a season-high 49 yards, highlighted by a 25-yard touchdown reception in the fourth quarter. Has recorded a receiving touchdown in back-to-back games for the first time since 2021 while playing for the Houston Texans (at Jacksonville, 12/19 - at San Francisco, 1/2/22).

at Philadelphia (11/5) Caught one pass for seven yards.

vs. N.Y. Giants (11/12) Produced nine receptions for 173 yards - both season-highs - and a touchdown. His 173 receiving yards tied the second-most in his career. His career-high was 186 yards at Arizona (12/18) while with New Orleans in 2016, which was also the last time Cooks totaled over 170 receiving yards. The last time he reeled in nine catches in a game was in 2021 at Indianapolis (10/17). Totaled 104 receiving yards in the first half today, the sixth time of his career eclipsing 100 yards in the first half of a game.

at Carolina (11/19) Made three receptions for 42 yards.

vs. Washington (11/23) Led the team with 72 yards on four receptions and a touchdown. Surpassed 9,000 career receiving yards (9,068).

vs. Seattle (11/30) Caught four passes for 45 yards and a touchdown, his fifth touchdown reception this season. Also successfully converted a two-point conversion on a catch in the fourth quarter.

vs. Philadelphia (12/10) Collected two passes for 37 yards.

34 Malik Davis, RB

Games/Starts: 2023-1/0 Career-13/0
Playoffs: 2022-2/0 Career-2/0

Last Game	Rushing					Receiving				
	Att.	Yds.	Avg.	Lg	TD	Rec.	Yds.	Avg.	Lg	TD
2023										
Career	38	161	4.2	23t	1	6	63	10.5	18	0

Last Game	Special Teams					FF	FR	BP	BFG	BXP
	Solo	Asst	Tot	FF	FR					
2023	0	1	1							
Career	2	1	3							

at LA Chargers (10/16) Elevated from the practice squad to make his first appearance of the season on special teams and had a tackle.

7 Trevon Diggs, CB

Games/Starts: 2023-2/2 Career-47/46
Playoffs: 2022-2/2 Career-3/3

Last Game	Tackles			Sks/ Yds	Tk/ Loss	QB Prs	PBU	FF-FR
	Solo	Asst	Tot					
2023	4	2	6				3	1-0
Career	150	27	177	1.0(0)	1(-1)		52	2-1

Last Game	Interceptions					Fumble Recoveries				
	No.	Yds.	Avg.	Lg	TD	No.	Yds.	Avg.	Lg	TD
2023	1	8	8.0	8	0					
Career	18	203	11.5	59t	2	1	17	17.0	17	0

• Placed on Reserve/Injured on Sept. 23 with a knee injury.

at N.Y. Giants (9/10) Started at cornerback in the season opener and posted three tackles, a pass breakup and a forced fumble. Part of a defense whose 40-0 victory marked the largest shutout in Cowboys history and the largest shutout in a NFL season opener since 1999 when Pittsburgh defeated Cleveland 43-0.

vs. N.Y. Jets (9/17) Tallied three stops, two pass breakups and his first interception of the season. His 18 interceptions were tied with J.C. Jackson for the most interceptions in the NFL since 2020 and are tied for 11th in a NFL player's first 47 career games.

23 Rico Dowdle, RB

Games/Starts: 2023-13/0 Career-33/0
Playoffs: 2022-0/0 Career-0/0

	Rushing					Receiving				
	Att.	Yds.	Avg.	Lg	TD	Rec.	Yds.	Avg.	Lg	TD
Last Game	12	46	3.8	9	1	1	6	6.0	6	0
2023	75	307	4.1	21	2	12	82	6.8	17	2
Career	82	331	4.0	21	2	12	82	6.8	17	2

	Kickoff Returns				
	No.	Yds.	Avg.	Lg	TD
Last Week					
2023	5	85	17.0	22	0
Career	9	237	26.3	64	0

	Special Teams								
	Solo	Asst	-	Tot	FF	FR	BP	BFG	BXP
Last Game									
2023	0	1	-	1					
Career	4	1	-	5					

• Served as the offensive captain in Week 11.
at N.Y. Giants (9/10) In a reserve role, rushed six times for 24 yards.
vs. N.Y. Jets (9/17) Carried the ball seven times for 26 yards and caught his first career pass for 17 yards.

at Arizona (9/24) Rushed four times for 21 yards, caught three passes for 25 yards and scored his first career touchdown on a 15-yard reception in the second quarter. Part of a rushing attack that accumulated a season-high 185 rushing yards and 12 rushing first downs - tied for the most rushing first downs in a game since Head Coach Mike McCarthy arrived in 2020 - against Carolina (10/3/21) and at Minnesota (11/20/22).

vs. New England (10/1) Had nine yards on three carries and eight yards on one reception before leaving the game in the second quarter with a hip injury and did not return.

at San Francisco (10/8) Played in his 25th career game and recorded five rushes for 15 yards and his first two kickoff returns of the season for 35 yards after returner KaVontae Turpin was forced out of the game due to injury (ankle).

at LA Chargers (10/16) Rushed three times for 12 yards.

vs. LA Rams (10/29) Contributed 18 yards on five rushes, seven yards on two receptions and returned a kickoff eight yards.

at Philadelphia (11/5) Toted the ball twice for eight yards and returned one kickoff 31 yards.

vs. N.Y. Giants (11/12) Compiled career-highs in carries (12), rushing yards (79) and long rush (21) along with his first career rushing touchdown. Also returned one kickoff 11 yards and made an assisted tackle on special teams. Part of an offense that produced two rushers over 50 rushing yards (Dowdle - 79; Tony Pollard - 55) and multiple receivers over 150 receiving yards (Brandin Cooks - 173; CeeDee Lamb - 151) for the first time in franchise history.

at Carolina (11/19) Rushed eight times for 23 yards and lost three yards on two receptions.

vs. Washington (11/23) Had 11 yards on three rushes and caught a 15-yard touchdown pass - his second receiving score of the season.

vs. Seattle (11/30) Rushed five times for 15 yards and caught one pass for seven yards.

vs. Philadelphia (12/10) Ran the ball a career-high tying 12 times for 46 yards and a touchdown - second of his career - and caught one pass for six yards.

71 Chuma Edoga, OL

Games/Starts: 2023-13/5 Career-38/18
Playoffs: 2022-0/0 Career-0/0

at N.Y. Giants (9/10) In his Cowboys debut, started at left guard in place of an injured Tyler Smith (hamstring). Blocked for an offense that generated 265 total net yards, including 122 yards on the ground. The offensive line also did not allow a sack of Dak Prescott during 24 dropbacks as he passed for 143 yards. Briefly left the game in the third quarter but returned.

vs. N.Y. Jets (9/17) Started his second straight game at left guard for Tyler Smith (hamstring) but left in the second half due to an elbow injury. Part of an offense that commanded the time of possession with a mark of 42:15, the second-highest amount for a non-overtime, regular season game in franchise history. Collectively, the offense compiled 382 total net yards and 26 first downs.

at Arizona (9/24) Started at left tackle in place of an injured Tyron Smith (knee). Blocked for an offense that accumulated a season-high 416 total net yards and 185 rushing yards. The offense also notched 26 first downs, including a season-best 12 rushing first downs that tied the most rushing first downs in a game since Head Coach Mike McCarthy arrived in 2020 - against Carolina (10/3/21) and at Minnesota (11/20/22).

vs. New England (10/1) Once again got the start at left tackle in place of Tyron Smith (knee). Assisted the offense in compiling four drives of 10-plus plays, giving the Dallas offense a league-leading 16 on the season. On the day, the offense racked up 377 total net yards and 22 first downs, while holding the ball for 35:09.

at San Francisco (10/8) Played on offense and special teams.

at LA Chargers (10/16) Saw time on special teams.

vs. LA Rams (10/29) Made his fifth start of the season - third at left tackle for an injured Tyron Smith (neck). The team exploded for a season-high 43 points and 285 passing yards as part of 387 total net yards and 24 first downs. Behind the line's protection, Prescott threw for 304 yards and a season-best four touchdowns. Left the game in the fourth quarter with an ankle injury and did not return.

at Philadelphia (11/5) Played limited snaps on offense.

vs. N.Y. Giants (11/12) and **at Carolina (11/19)** Saw action on offense and special teams.

vs. Washington (11/23) Played on special teams.

vs. Seattle (11/30) and **vs. Philadelphia (12/10)** Saw time on offense and special teams.

32 Rashaan Evans, LB

Games/Starts: 2023-7/1 Career-83/68
Playoffs: 2022-0/0 Career-4/4

	Tackles			Sks/ Yds	Tkl/ Loss	QB Prs	PBU	FF-FR
	Solo	Asst	Tot					
Last Game								
2023	3	3	6					
Career	285	197	482	5.0(-31)	21(-60)	16	12	2-5

	Interceptions				Fumble Recoveries					
	No.	Yds.	Avg.	Lg	TD	No.	Yds.	Avg.	Lg	TD
Career	2	1	1.0	1	0	5	86	17.2	53t	1

• Signed with Dallas' practice squad on Oct. 12 and signed to the active roster on Nov. 18.

vs. LA Rams (10/29) Made his Cowboys debut after being elevated from the practice squad and recorded a tackle.

at Philadelphia (11/5) Elevated from the practice squad for the second straight game and played on special teams.

vs. N.Y. Giants (11/12) Made his first start as a Cowboy in his third elevation from the practice squad to the tune of two tackles.

at Carolina (11/19) Saw time on defense and special teams.

vs. Washington (11/23) Posted three tackles on defense.

vs. Seattle (11/30) Played on defense and special teams.

vs. Philadelphia (12/10) Appeared on special teams.

93 Viliami Fehoko, DL

Games/Starts: 2023-0/0 Career-0/0

	Tackles			Sks/ Yds	Tkl/ Loss	QB Prs	PBU	FF-FR
	Solo	Asst	Tot					
Last Game								
2023								

• Placed on Reserve/Injured on Nov. 18 with a knee injury.

at N.Y. Giants (9/10), **vs. N.Y. Jets (9/17)**, **at Arizona (9/24)**, **vs. New England (10/1)**, **at San Francisco (10/8)**, **at LA Chargers (10/16)**, **vs. LA Rams (10/29)**, **at Philadelphia (11/5)** and **vs. N.Y. Giants (11/12)** Inactive.

48 Princeton Fant, TE

Games/Starts: 2023-2/0 Career-2/0

vs. Seattle (11/30) Elevated from the practice squad on Nov. 30 to make his NFL debut on special teams.

vs. Philadelphia (12/10) Elevated for the second straight week to play in his second game on special teams.

87 Jake Ferguson, TE

Games/Starts: 2023-13/12 Career-29/20
Playoffs: 2022-2/2 Career-2/2

	Receiving				
	Rec.	Yds.	Avg.	Lg	TD
Last Game	5	72	14.4	32	0
2023	51	570	11.2	40	5
Career	70	744	10.6	40	7

	Special Teams								
	Solo	Asst	-	Tot	FF	FR	BP	BFG	BXP
Career	1	0	-	1					

- Served as the offensive captain in Week 8.
- at N.Y. Giants (9/10)** Opened the season as the team's starting tight end, catching two passes for 11 yards.
- vs. N.Y. Jets (9/17)** Hauled in three passes for 11 yards and his first touchdown of the season on a four-yard reception in the first quarter.
- at Arizona (9/24)** Had five receptions for 48 yards.
- vs. New England (10/1)** Led all receivers in the game with seven receptions and 77 receiving yards. Converted five of the Cowboys 22 first downs. The last Cowboys tight end with five first down receptions was Dalton Schultz against Houston (12/11) in 2022.
- at San Francisco (10/8)** Made three grabs for 28 yards. Passed Martellus Bennett (323) for the third-most receiving yards by a Cowboys tight end in the first 21 games of his career.
- at LA Chargers (10/16)** Had one catch for 15 yards.
- vs. LA Rams (10/29)** Reeled in four receptions for 47 yards and caught an 18-yard touchdown pass on Dallas' opening drive, the longest touchdown reception of his career.
- at Philadelphia (11/5)** Tied a career-high in receptions (seven) while gaining a career-best 91 receiving yards and securing a touchdown through the air, his third score of the season. Became the fifth tight end in franchise history with five receiving touchdowns in his first two seasons - first since Gavin Escobar (2013-14). His career-long 40-yard reception in the second quarter was the longest catch by a Cowboys tight end since Blake Jarwin had a 42-yard touchdown reception in 2019 at the N.Y. Giants (11/4).
- vs. N.Y. Giants (11/12)** Played in his 25th career game and caught four passes for 26 yards and a touchdown, his third consecutive game with a score. Became the first Cowboys tight end with a touchdown catch in three consecutive games since Jason Witten (three) in 2011.
- at Carolina (11/19)** Collected three passes for 32 yards, including a long catch of 24 yards.
- vs. Washington (11/23)** Hauled in a 35-yard pass.
- vs. Seattle (11/30)** Tallied six receptions for 77 yards and the game-winning touchdown, his fifth score of the season. His seven career touchdown receptions are tied with Witten for the second-most touchdown catches by a Cowboys tight end in the first two seasons of a career.
- vs. Philadelphia (12/10)** Led the offense with 72 yards on five catches (third). Became the fifth tight end in Cowboys history to reach 50 receptions (51) and 500 receiving yards (570) in a single season.

56 Dante Fowler, DE

Games/Starts: 2023-13/0 Career-121/40
Playoffs: 2022-2/0 Career-8/3

	Tackles			Sks/ Yds	Tk/ Loss	QB Prs	PBU	FF-FR
	Solo	Asst	- Tot					
Last Game	0	2	- 2			2		
2023	4	2	- 6	2.5(-11)	2(-7)	28	3	1-0
Career	158	68	- 226	42.5(-308)	49(-168)	116	19	13-5

	Interceptions					Fumble Recoveries				
	No.	Yds.	Avg.	Lg	TD	No.	Yds.	Avg.	Lg	TD
Career						5	79	15.8	53t	2

- at N.Y. Giants (9/10)** Tallied four quarterback pressures and a career-high tying two pass breakups. Part of a defense whose 40-0 victory marked the largest shutout in Cowboys history and the largest shutout in a NFL season opener since 1999 when Pittsburgh defeated Cleveland 43-0.
- vs. N.Y. Jets (9/17)** Added a tackle.
- at Arizona (9/24)** Contributed two hurries.
- vs. New England (10/1)** Recorded a strip sack - his first sack of the season - that resulted in Leighton Vander Esch scooping up the forced fumble and returning it 11 yards for a touchdown in the second quarter. Also had two quarterback pressures.

- at San Francisco (10/8)** Recorded a tackle and a tackle for loss.
- at LA Chargers (10/16)** Notched three hurries and a pass deflection.
- vs. LA Rams (10/29)** Compiled a tackle, a tackle for loss and a quarterback pressure - the 100th of his career.
- at Philadelphia (11/5)** Had a quarterback hurry.
- vs. N.Y. Giants (11/12)** Registered a career-best five quarterback pressures along with a sack and a tackle.
- at Carolina (11/19)** Logged three quarterback pressures.
- vs. Washington (11/23)** Posted a half sack and two hurries.
- vs. Seattle (11/30)** Added three quarterback pressures.
- vs. Philadelphia (12/10)** Tallied two tackles and two hurries.

96 Neville Gallimore, DT

Games/Starts: 2023-13/0 Career-48/14
Playoffs: 2022-1/0 Career-2/1

	Tackles			Sks/ Yds	Tk/ Loss	QB Prs	PBU	FF-FR
	Solo	Asst	- Tot					
Last Game	2	0	- 2					
2023	7	5	- 12	1.0(-6)	1(-2)	6	1	
Career	45	36	- 81	4.0(-27)	7(-21)	30	3	0-0

- at N.Y. Giants (9/10)** Added two quarterback hurries. Part of a defense whose 40-0 victory marked the largest shutout in Cowboys history and the largest shutout in a NFL season opener since 1999 when Pittsburgh defeated Cleveland 43-0.
- vs. N.Y. Jets (9/17)** Assisted on a tackle.
- at Arizona (9/24)** Played along the defensive line.
- vs. New England (10/1)** Made two tackles, a tackle for loss and added a quarterback pressure.
- at San Francisco (10/8)** Notched a tackle.
- at LA Chargers (10/16)** Saw action on defense.
- vs. LA Rams (10/29)** Added a hurry, a pass breakup and a tackle.
- at Philadelphia (11/5)** Played on defense.
- vs. N.Y. Giants (11/12)** Logged a season-best three tackles, tied his season-best with two hurries and collared his first sack of the season.
- at Carolina (11/19)** and **vs. Washington (11/23)** Assisted on a tackle.
- vs. Seattle (11/30)** Saw time on the defensive line rotation.
- vs. Philadelphia (12/10)** Posted two stops.

13 Michael Gallup, WR

Games/Starts: 2023-13/11 Career-82/65
Playoffs: 2022-2/2 Career-4/3

	Receiving				
	Rec.	Yds.	Avg.	Lg	TD
Last Game	3	48	16.0	39	1
2023	31	405	13.1	41t	2
Career	263	3,731	14.2	62	21

- Served as the offensive captain in Week 12.
- at N.Y. Giants (9/10)** Made one reception for 10 yards.
- vs. N.Y. Jets (9/17)** Had one grab for three yards.
- at Arizona (9/24)** Led all receivers with six receptions for a season-high 92 yards. His six receptions were the most in a game since he had six against Philadelphia (12/27/20), and the last time he had 90-plus receiving yards in a game was 106 against Las Vegas (11/25/21).
- vs. New England (10/1)** Finished second amongst all receivers in the game with five catches for 60 yards.
- at San Francisco (10/8)** Caught two passes for 15 yards.
- at LA Chargers (10/16)** Played in his 75th career game and made three receptions for 24 yards.
- vs. LA Rams (10/29)** Made two receptions for 20 yards.
- at Philadelphia (11/5)** Registered two catches for 19 yards.
- vs. N.Y. Giants (11/12)** Hauled in two passes for 70 yards, including his first touchdown of the season - 20th of his career - on a 41-yard reception.
- at Carolina (11/19)** Notched three receptions for 31 yards.
- vs. Washington (11/23)** Grabbed one pass for 13 yards.
- vs. Seattle (11/30)** Played on offense but did not make a reception - the fourth time that has happened in his career.
- vs. Philadelphia (12/10)** Caught three passes for 48 yards and a touchdown - his second of the season.

21 Stephon Gilmore, CB

Games/Starts: 2023-13/13 Career-161/154
Playoffs: 2022-0/0 Career-7/7

	Tackles			Sks/ Yds	Tkl/ Loss	QB		FF-FR
	Solo	Asst	Tot			Prs	PBU	
Last Game.....	9	0	9					1-0
2023.....	42	9	51				11	1-0
Career.....	469	75	544	1.0(-7)	8(-17)	1	138	8-3

	Interceptions					Fumble Recoveries				
	No.	Yds.	Avg.	Lg	TD	No.	Yds.	Avg.	Lg	TD
Last Game.....										
2023.....	2	0	0.0	0	0					
Career.....	31	496	16.0	64t	2	3	0	0.0	0	0

- Served as the defensive captain in Week 11.
- at N.Y. Giants (9/10)** Started his Cowboys debut to the tune of five tackles, three pass breakups and an interception. His interception was the 30th of his career - fourth among active NFL defenders. Part of a defense whose 40-0 victory marked the largest shutout in Cowboys history and the largest shutout in a NFL season opener since 1999 when Pittsburgh defeated Cleveland 43-0.
- vs. N.Y. Jets (9/17)** Played in his 150th career game, and his five tackles allowed him to surpass 500 for his career.
- at Arizona (9/24)** Posted three stops and a pass breakup.
- vs. New England (10/1)** Added two stops.
- at San Francisco (10/8)** Had a season-high six tackles and a breakup.
- at LA Chargers (10/16)** Tallied three tackles, a pass breakup and the game-clinching interception on the Chargers final offensive possession. It was also his ninth career interception in the fourth quarter - tied for the sixth-most fourth quarter interceptions among active NFL players.
- vs. LA Rams (10/29)** Made four tackles and a pass breakup.
- at Philadelphia (11/5)** Had four stops.
- vs. N.Y. Giants (11/12)** Made his 150th career start and posted a tackle and two pass breakups.
- at Carolina (11/19)** Added two tackles.
- vs. Washington (11/23)** Logged a season-high tying six tackles and a pass breakup.
- vs. Seattle (11/30)** Added a tackle and a pass breakup.
- vs. Philadelphia (12/10)** Led the defense with a career-high nine tackles while also forcing a fumble. It was his eighth career forced fumble, first of the season, and first since 2020 at Kansas City (10/5) while he was with New England.

99 Chauncey Golston, DE

Games/Starts: 2023-13/3 Career-43/3
Playoffs: 2022-2/0 Career-3/0

	Tackles			Sks/ Yds	Tkl/ Loss	QB		FF-FR
	Solo	Asst	Tot			Prs	PBU	
Last Game.....	1	1	2		1(-1)	1		
2023.....	6	12	18	1.5(-12)	1(-1)	9		1-0
Career.....	40	33	73	3.5(-21)	2(-3)	24	2	1-1

	Special Teams				
	Solo	Asst	Tot	FF	BXP
Last Game.....					
2023.....	0	1	1		
Career.....	0	1	1		1

- Served as the special teams captain in Week 13.
- at N.Y. Giants (9/10)** Tallied a tackle, a sack, two quarterback pressures and his first career forced fumble. His sack contributed to a team seven sacks, second-most in a season opener in team history, trailing only the nine against Pittsburgh (9/4/94). Part of a defense whose 40-0 victory marked the largest shutout in Cowboys history and the largest shutout in a NFL season opener since 1999 when Pittsburgh defeated Cleveland 43-0.
- vs. N.Y. Jets (9/17)** Logged his first career start and had a tackle and a quarterback pressure.
- at Arizona (9/24)** Assisted on two tackles.
- vs. New England (10/1)** In his second start of the season, tallied two tackles and a quarterback pressure. Also caught a pass from punter Bryan Anger on a fake PAT attempt for a successful two-point try.
- at San Francisco (10/8)** Added two tackles.
- at LA Chargers (10/16)** Played on defense and special teams.
- vs. LA Rams (10/29)** Notched a tackle.
- at Philadelphia (11/5)** Had two tackles and two hurries.
- vs. N.Y. Giants (11/12)** In his third start of the season logged, a tackle and a quarterback pressure.
- at Carolina (11/19)** Notched a half sack.

- vs. Washington (11/23)** Posted a season-high four tackles and a hurry on defense, while adding his first career special teams tackle.
- vs. Seattle (11/30)** Saw time on defense and special teams.
- vs. Philadelphia (12/10)** Provided two tackles, a tackle for loss and a quarterback pressure.

29 C.J. Goodwin, CB

Games/Starts: 2023-5/0 Career-102/1
Playoffs: 2022-2/0 Career-8/0

	Tackles			Sks/ Yds	Tkl/ Loss	QB Prs	PBU	FF-FR
	Solo	Asst	Tot					
Last Game.....								RESERVE/INJURED-Pectoral
2023.....	0	2	2					
Career.....	13	4	15			2	2	

	Special Teams							
	Solo	Asst	Tot	FF	FR	BP	BFG	BXP
Last Game.....								RESERVE/INJURED-Pectoral
2023.....	3	0	3					
Career.....	43	14	57	1				

	Punt Returns					
	No.	Yds.	Avg.	FC	Lg	TD
Career.....	0	73	-	0	73	0

- Placed on Reserve/Injured on Oct. 16 with a pectoral injury.
- Signed to the active roster on Sept. 23.
- Served as the special teams captain in Week 1.
- at N.Y. Giants (9/10)** Promoted from the practice squad and saw time on special teams and defense, where he assisted on two tackles.
- vs. N.Y. Jets (9/17)** Called up from the practice squad for the second straight week and played on special teams.
- at Arizona (9/24)** Played in his 100th career game and led the team with two special teams tackles.
- vs. New England (10/1)** Saw time on special teams.
- at San Francisco (10/8)** Posted a tackle on special teams before leaving the game with a shoulder/pec injury and did not return.

95 Johnathan Hankins, DT

Games/Starts: 2023-13/13 Career-151/133
Playoffs: 2022-2/0 Career-4/2

	Tackles			Sks/ Yds	Tkl/ Loss	QB Prs	PBU	FF-FR
	Solo	Asst	Tot					
Last Game.....								
2023.....	11	18	29	3.0(-18)		2	2	
Career.....	228	179	407	17.5(-107)	37(-87)	51	12	3-3

	Interceptions					Fumble Recoveries				
	No.	Yds.	Avg.	Lg	TD	No.	Yds.	Avg.	Lg	TD
Career.....						3	0	0.0	0	0

- Served as the defensive captain in Week 13.
- at N.Y. Giants (9/10)** Started at defensive tackle and made two tackles. Part of a defense whose 40-0 victory marked the largest shutout in Cowboys history and the largest shutout in a NFL season opener since 1999 when Pittsburgh defeated Cleveland 43-0.
- vs. N.Y. Jets (9/17)** Assisted on a tackle.
- at Arizona (9/24)** Assisted on a season-high six tackles.
- vs. New England (10/1)** Had a tackle and quarterback pressure.
- at San Francisco (10/8)** In his 125th career start, logged a career-best two pass breakups while also adding four tackles.
- at LA Chargers (10/16)** Added a tackle.
- vs. LA Rams (10/29)** Assisted on a tackle.
- at Philadelphia (11/5)** Had two assisted tackles.
- vs. N.Y. Giants (11/12)** Tallied four tackles to reach 400 for his career.
- at Carolina (11/19)** Assisted on a tackle.
- vs. Washington (11/23)** Registered 2.0 sacks, two tackles and a quarterback pressure. His 2.0 sacks were the second-most in a single game of his career, his second career game with 2.0-or-more sacks and his first sack since 2020 when he had one sack against Miami (12/26) while playing for the Raiders.
- vs. Seattle (11/30)** Logged four tackles and a sack - his second straight game with a quarterback takedown - while playing in his 150th career game.
- vs. Philadelphia (12/10)** Played along the defensive front before an ankle injury in the third quarter forced him out of the game, and he did not return.

89 Peyton Hendershot, TE

Games/Starts: 2023-4/0 Career-21/2
Playoffs: 2022-1/0 Career-1/0

Last Game	Receiving					Rushing				
	Rec.	Yds.	Avg.	Lg	TD	Att.	Yds.	Avg.	Lg	TD
2023	1	3	3.0	3	0	1	0	0.0	0	0
2022	12	106	8.8	29	2	2	2	1.0	2t	1

Last Game	Special Teams								
	Solo	Asst	-	Tot	FF	FR	BP	BFG	BXP
2022	3	1	-	4					

- Placed on Reserve/Injured on Oct. 12 with an ankle injury, returned to practice Nov. 15 and activated on Dec. 6.
- Served as the special teams captain in Week 3.
- at **N.Y. Giants (9/10)** Played on offense and special teams.
- vs. **N.Y. Jets (9/17)** Rushed once for no gain.
- at **Arizona (9/24)** Had his first reception of the season for three yards.
- vs. **New England (10/1)** and at **San Francisco (10/8)** Inactive/Injured-Ankle.
- vs. **Philadelphia (12/10)** Returned to the field after a nine-game absence and played on offense and special teams.

67 Brock Hoffman, C

Games/Starts: 2023-13/1 Career-16/1
Playoffs: 2022-1/0 Career-1/0

- Signed to the active roster on Sept. 30.
- at **N.Y. Giants (9/10)** Promoted from the practice squad and played on offense and special teams.
- vs. **N.Y. Jets (9/17)** Called up from the practice squad for the second straight week to play on special teams.
- at **Arizona (9/24)** Made his first career start at center for an injured Tyler Biadasz (hamstring). Blocked for an offense that accumulated a season-high 416 total net yards and 185 rushing yards. The offense also notched 26 first downs, including a season-best 12 rushing first downs that tied the most rushing first downs in a game since Head Coach Mike McCarthy arrived in 2020 - against Carolina (10/3/21) and at Minnesota (11/20/22).
- vs. **New England (10/1)** and at **San Francisco (10/8)** Played on offense and special teams.
- at **LA Chargers (10/16)** Saw time on special teams.
- vs. **LA Rams (10/29)** Saw action on offense and special teams.
- at **Philadelphia (11/5)** Played on special teams.
- vs. **N.Y. Giants (11/12)** and at **Carolina (11/19)** Played on offense and special teams.
- vs. **Washington (11/23)**, vs. **Seattle (11/30)** and vs. **Philadelphia (12/10)** Saw time on special teams.

28 Malik Hooker, S

Games/Starts: 2023-13/13 Career-80/57
Playoffs: 2022-2/2 Career-4/3

Last Game	Tackles			Sks/ Yds	Tkl/ Loss	QB Prs	PBU	FF-FFR
	Solo	Asst	- Tot					
2023	27	24	- 51		1(-1)	1	3	1-1
Career	189	96	- 285		6(-12)	1	19	1-4

Last Game	Interceptions					Fumble Recoveries				
	No.	Yds.	Avg.	Lg	TD	No.	Yds.	Avg.	Lg	TD
2023	1	0	0.0	0	0					
Career	12	175	14.6	32	0	3	41	13.6	38t	1

Last Game	Special Teams			
	Solo	Asst	-	Tot
Career	1	0	-	1

- Served as the defensive captain in Week 4.
- at **N.Y. Giants (9/10)** Posted five tackles in a start at safety. Part of a defense whose 40-0 victory marked the largest shutout in Cowboys history and the largest shutout in a NFL season opener since 1999 when Pittsburgh defeated Cleveland 43-0.
- vs. **N.Y. Jets (9/17)** Pulled in his first interception of the season along with two pass breakups and two tackles.

- at **Arizona (9/24)** Tallied six stops.
- vs. **New England (10/1)** Registered three tackles to reach 250 for his career.
- at **San Francisco (10/8)** Tied for second on the defense with nine stops.
- at **LA Chargers (10/16)** Made his 50th career start to the tune of two tackles.
- vs. **LA Rams (10/29)** Added a tackle.
- at **Philadelphia (11/5)** Played in his 75th career game and totaled six tackles, a tackle for loss and his first career forced fumble.
- vs. **N.Y. Giants (11/12)** Notched three stops.
- at **Carolina (11/19)** Posted five tackles.
- vs. **Washington (11/23)** Registered six tackles and his first career quarterback pressure.
- vs. **Seattle (11/30)** Assisted on a tackle.
- vs. **Philadelphia (12/10)** Tallied three tackles, a pass breakup and a fumble recovery.

19 Noah Igbinoghene, CB

Games/Starts: 2023-4/0 Career-36/5
Playoffs: 2022-0/0 Career-0/0

Last Game	Tackles		Sks/ Yds	Tkl/ Loss	QB Prs	PBU	FF-FFR
	Solo	Asst - Tot					
2023							INACTIVE
Career	21	3 - 24				5	0-2

Last Game	Interceptions					Fumble Recoveries				
	No.	Yds.	Avg.	Lg	TD	No.	Yds.	Avg.	Lg	TD
Career	1	0	0.0	0	0	3	0	0.0	0	0

Last Game	Special Teams								
	Solo	Asst	-	Tot	FF	FR	BP	BFG	BXP
Career				5					

Last Game	Kickoff Returns				
	No.	Yds.	Avg.	Lg	TD
Career	4	68	17.0	22	0

- at **N.Y. Giants (9/10)** Made his Cowboys debut and played on defense and special teams. Returned a blocked field goal 58 yards for his first career touchdown. It marked the first time Dallas returned a blocked field goal for a touchdown since against Minnesota (10/21/07) when Chris Canty made the block, and Patrick Watkins recovered the ball and returned it 68 yards for the score.
- vs. **N.Y. Jets (9/17)** Inactive.
- at **Arizona (9/24)** and vs. **New England (10/1)** Played on special teams.
- at **San Francisco (10/8)** Saw action on defense and special teams.
- at **LA Chargers (10/16)**, vs. **LA Rams (10/29)**, at **Philadelphia (11/5)**, vs. **N.Y. Giants (11/12)**, at **Carolina (11/19)**, vs. **Washington (11/23)**, vs. **Seattle (11/30)** and vs. **Philadelphia (12/10)** Inactive.

46 Malik Jefferson, LB

Games/Starts: 2023-3/0 Career-38/0
Playoffs: 2022-0/0 Career-0/0

Last Game	Tackles			Sks/ Yds	Tkl/ Loss	QB Prs	PBU	FF-FFR
	Solo	Asst	- Tot					
2023	1	1	- 2		1(-4)			
Career	2	3	- 5		1(-4)			

Last Game	Special Teams								
	Solo	Asst	-	Tot	FF	FR	BP	BFG	BXP
2023	1	0	-	1					
Career	9	5	-	14					

- Served as the special teams captain in Week 6.
- vs. **New England (10/1)** Was elevated from the practice squad to make his season debut on special teams.
- at **San Francisco (10/8)** Elevated for the second straight week and posted two tackles and his first career tackle for loss on defense.
- at **LA Chargers (10/16)** Elevated from the practice squad for the third straight game and notched a tackle on special teams.

1 Jayron Kearse, S

Games/Starts: 2023-12/9 Career-115/50
Playoffs: 2022-2/2 Career-6/3

	Tackles			Sks/ Yds	Tkl/ Loss	QB Prs	PBU	FF-FR
	Solo	Asst	Tot					
Last Game.....	3	1	4					
2023.....	36	17	53	1.5(-6)	3(-8)	4	3	
Career.....	234	102	336	5.0(-24)	17(-38)	24	28	2-4

	Interceptions					Fumble Recoveries				
	No.	Yds.	Avg.	Lg	TD	No.	Yds.	Avg.	Lg	TD
Last Game.....										
2023.....	1	32	32.0	32	0					
Career.....	5	68	13.6	34	0	4	7	1.7	6	0

	Special Teams				
	Solo	Asst	Tot	FF	FR
Career.....			45		

- Served as the defensive captain in Week 8.
- at N.Y. Giants (9/10)** Started at safety and finished second on the defense with seven tackles and a hurry. Part of a defense whose 40-0 victory marked the largest shutout in Cowboys history and the largest shutout in a NFL season opener since 1999 when Pittsburgh defeated Cleveland 43-0.
- vs. N.Y. Jets (9/17)** Gathered an interception he returned 32 yards along with two tackles and a pass breakup.
- at Arizona (9/24)** Logged six stops.
- vs. New England (10/1)** Recorded two tackles to reach 300 for his career while also adding two pass breakups.
- at San Francisco (10/8)** Talled three tackles, a tackle for loss and a sack - both the first of the season.
- at LA Chargers (10/16)** Tied for second on the defense with seven tackles while also adding two quarterback pressures.
- vs. LA Rams (10/29)** Made five tackles and one tackle for loss.
- at Philadelphia (11/5)** Added five stops.
- vs. N.Y. Giants (11/12)** Logged three tackles and a hurry.
- at Carolina (11/19)** Compiled six tackles, a tackle for loss and a half sack.
- vs. Washington (11/23)** Inactive/Injured-Back.
- vs. Seattle (11/30)** Made his 50th career start and had three stops.
- vs. Philadelphia (12/10)** Added four tackles.

88 CeeDee Lamb, WR

Games/Starts: 2023-13/13 Career-62/57
Playoffs: 2022-2/2 Career-3/3

	Receiving					Att.	Rushing			
	Rec.	Yds.	Avg.	Lg	TD		Yds.	Avg.	Lg	TD
Last Game.....	6	71	11.8	26	1					
2023.....	96	1,253	13.1	49	8	9	84	9.3	24	1
Career.....	356	4,649	13.1	52t	28	38	289	7.6	33	2

	Punt Returns					Kickoff Returns					
	No.	Yds.	Avg.	FC	Lg	TD	No.	Yds.	Avg.	Lg	TD
Career.....	38	311	8.2	18	27	0	1	47	47.0	47t	1

- Served as the offensive captain in Week 2.
- Earned his first NFC Offensive Player of The Week award for Week 10 against the N.Y. Giants (11/12) after he produced 11 receptions for 151 yards and a touchdown - his third consecutive game with 10-plus catches and 150 receiving yards to establish an NFL record - and also added a rushing score. It marked his first career NFC OPOTW award, and he became the eighth Cowboys wide receiver to earn the honor.
- at N.Y. Giants (9/10)** Played in his 50th career game and paced all receivers with a game-high four receptions for 77 yards, including a long catch of 49 yards. Now has 3,473 career receiving yards to pass Dez Bryant (3,440) for the most receiving yards by a Cowboys player in their first 50 career games.
- vs. N.Y. Jets (9/17)** Led all receivers with 11 catches for 143 yards. Tied with Dez Bryant (four) for the fifth-most 10-catch games in Cowboys history and are the most in a Cowboys player's first four seasons. Notched his fourth career game with at least 10 receptions and 100 yards, tied with Miles Austin for fourth in franchise history.
- at Arizona (9/24)** Made four receptions for 53 yards and rushed twice for nine yards.
- vs. New England (10/1)** Had four receptions for 36 yards and his first receiving touchdown of the season. His touchdown was also the 21st touchdown catch of his career to serve as the fourth-most touchdown receptions in a Cowboys player's first four seasons.
- at San Francisco (10/8)** Collected four passes for 49 yards.

at LA Chargers (10/16) Made his 50th career start to the tune of seven catches for 117 yards. It was his 12th career 100-yard receiving game, second of the season. Caught five passes for 84 yards in the first half, the fourth-most first half receiving yards in his career.

vs. LA Rams (10/29) Talled a career-high 12 receptions for 158 yards (158) and tied a career-best with two touchdowns. Notched his third career game with at least 10 receptions, 100 yards and two touchdowns, the most such games in franchise history. Recorded his sixth career multi-touchdown game, third-most multi-touchdown games in a Cowboys player's first four seasons. Reached 300 (308) career receptions and 4,000 (4,029) career receiving yards. Became the fastest receiver in franchise history to reach 300 career catches and the 17th NFL receiver to surpass 300 receptions in his first 56 career games. His 12 receptions were the most by a Cowboys player since Amari Cooper collected 13 receptions in the 2021 season opener at Tampa Bay (9/9). Became the second-fastest Cowboy to reach 4,000 yards (56 games) and the third player in team history with 4,000 yards in his first four seasons, joining Bob Hayes (4,142) and Dez Bryant (4,104). Caught nine passes for 122 yards and two touchdowns in the first half. His 122 yards are the most in the first half in a game in his career, and the third time in his career he has surpassed 100 receiving yards in a first half. His 170 scrimmage yards (158 receiving and 12 rushing) were a career-best and the most by any Cowboys player since Tony Pollard had 189 scrimmage yards in 2022 at Minnesota (11/20).

at Philadelphia (11/5) Notched 11 receptions for a career-high 191 yards, the fifth-most receiving yards by any NFL receiver in a game this season. His 191 receiving yards were the most by any Cowboy since Amari Cooper had 226 against Green Bay (10/6/19). Now has three games in 2023 with 10 receptions and 150 receiving yards, tied with Michael Irvin for the most 10-catch, 150-yard games in a season in franchise history. His six career contests with 10-plus catches are the most by any Cowboys player in the first four seasons of a career, and also tied Cooper for the third-most games in team history with 10-plus receptions, trailing Irvin (seven) and Jason Witten (11). Also has six career games with 10-plus receptions and 100 receiving yards, tied with Witten for the second-most 10-catch, 100-yard games in franchise history. Became the first Cowboy with 150 receiving yards in back-to-back games since Miles Austin in 2009 (at Kansas City, 10/11 - against Atlanta, 10/25) and is one-of-three Cowboys with 10 receptions in back-to-back games overall. Recorded his third consecutive 100-yard receiving game, the second such streak of his career (at Jacksonville, 12/18/22 - at Tennessee, 12/29/22). Joined Irvin as the only two players in franchise history with multiple three-game streaks of 100 receiving yards. Has recorded a reception in 50 straight games dating back to his rookie season (at Washington, 10/25/20) to become the eighth Cowboy - 10th instance - to accomplish that feat, and the first since Cole Beasley (51, 2015-18). Was his third game with 10-or-more receptions, tying his own mark from 2022 (three), Witten (2010) and Irvin (1995) for the most 10-catch games in a season in team history.

vs. N.Y. Giants (11/12) Recorded 11 receptions for 151 yards and a touchdown, and rushed once for a season-long 14 yard score. It was his his third consecutive game with 10-plus catches and 150 receiving yards to establish an NFL record. Was also his fourth consecutive 100-yard receiving game to become the first Cowboys receiver with four straight 100-yard games since Terrell Owens in 2007. Now has four games in 2023 with 10 receptions, the most such games in a season in franchise history and the most such games in the NFL this season. His seven career contests with 10-plus catches are the most by any Cowboys player in the first four seasons of a career. His seven games also tied Irvin for the second-most games in team history with 10-plus receptions. Was his 15th career 100-yard receiving game, tied with Bob Hayes for the most 100-yard games by a Cowboys player in his first four seasons. All-time, Lamb's 15 career 100-yard games rank seventh in franchise history. Became the first Cowboy with 150 receiving yards in three consecutive games, and the first NFL player to do so since Josh Gordon in 2013. Became the first player in franchise history - 11th in NFL history - with three consecutive games of 10-plus receptions.

at Carolina (11/19) Made six grabs for 38 yards and a touchdown - 25th of his career. His 25 career touchdown receptions are the third-most in a Cowboys player's first four seasons, behind Bob Hayes (45) and Dez Bryant (40). Surpassed 1,000 receiving yards (1,013) in 2023. Is the third NFL player to reach 1,000 yards this season (Tyreek Hill and A.J. Brown). His 10 games to reach 1,000 receiving yards made him the second-fastest Cowboy to reach 1,000 yards in a season, trailing only Irvin (nine games in 1995). Became the first player in Cowboys history to record three 1,000-yard receiving seasons in his first four years with the club. All-time, Lamb is tied with Dez Bryant, Terrell Owens and Tony Hill for the third-most 1,000-yard seasons in franchise history.

CeeDee Lamb, cont.

vs. Washington (11/23) Notched four receptions for 53 yards and a touchdown, his sixth touchdown reception this season and the 26th of his career. Became one-of-four players in NFL history with 70 receptions in each of his first four seasons, joining Alvin Kamara, Michael Thomas and Jarvis Landry.

vs. Seattle (11/30) Tied a career-high with 12 receptions for 116 yards and a touchdown. Also rushed twice for 30 yards (second-most of his career). Notched his sixth 100-yard receiving game this season, a single-season career-high and tied the second-most in the NFL in 2023. Became the first Cowboys receiver with six 100-yard games in a season since Owens in 2007. Has 16 career 100-yard receiving games to pass Hayes (15) for the most 100-yard games by a Cowboys player in his first four seasons. It also marked his fifth game in 2023 with 10 receptions and 100 receiving yards, most in the NFL and the most 10-catch, 100-yard games in a season in franchise history. His eight career games with 10 receptions and 100 receiving yards are a franchise record. Has five games with 10-plus receptions in 2023, the most 10-catch games in a season in team history. His eight career games with 10-or-more receptions are second in franchise history behind Witten (11). Has recorded a touchdown reception in four consecutive games, a career-long streak. The last Cowboys player with a receiving touchdown in four straight games was Dez Bryant in 2014 (vs. Was, 10/27 - at NYG, 11/23). Reached 350 career receptions to top Anquan Boldin for the fourth-most receptions by a player in his first four seasons in NFL history. His 90 receptions in 2023 are the most in franchise history through the first 12 games of a season.

vs. Philadelphia (12/10) Posted six catches for 71 yards and a touchdown. Has recorded a touchdown reception in five consecutive games - the longest such streak since Dez Bryant had a five-game streak in 2013 (against Oakland, 11/28 - against Philadelphia, 12/29). His 96 receptions in 2023 are the second-most through 13 games of a season in team history, trailing Irvin's 98 in 1995.

15 Trey Lance, QB

Games/Starts: 2023-0/0 Career-8/4
Playoffs: 2022-0/0 Career-0/0

	Passing									
	Att	Com	Yds	Pct	Yds/Att	TD	Int	Lng	Sk/Yds	Rtng
Last Game	INACTIVE/3RD QB									
2023										
Career	102	56	797	54.9	7.8	5	3	76t	6/24	84.5

	Rushing					Receiving				
	Att	Yds	Avg	Lg	TD	Rec	Yds	Avg	Lg	TD
Last Game	INACTIVE/3RD QB									
2023										
Career	54	235	4.4	15	1					

at N.Y. Giants (9/10), vs. N.Y. Jets (9/17), at Arizona (9/24), vs. New England (10/1), at San Francisco (10/8), at LA Chargers (10/16), vs. LA Rams (10/29), at Philadelphia (11/5), vs. N.Y. Giants (11/12), at Carolina (11/19), vs. Washington (11/23), vs. Seattle (11/30) and vs. Philadelphia (12/10) Inactive/Third Quarterback.

90 DeMarcus Lawrence, DE

Games/Starts: 2023-13/13 Career-133/115
Playoffs: 2022-2/2 Career-8/5

	Tackles			Sks/ Yds	Tkl/ Loss	QB Prs	PBU	FF-FR
	Solo	Asst	Tot					
Last Game	0	1	1			6		
2023	17	20	37	4.0(-25)	3(-7)	40	3	
Career	224	149	373	58.5(-463)	58(-134)	315	19	19-8

	Interceptions				Fumble Recoveries					
	No.	Yds.	Avg.	Lg	TD	No.	Yds.	Avg.	Lg	TD
Career	2	53	26.5	40t	1	8	24	3.0	19tt	1

• Served as the defensive captain in Week 1.

at N.Y. Giants (9/10) Started the season opener and provided a tackle, a sack and three hurries. The defense totaled seven sacks, second-most in a season opener in team history, trailing only the nine against Pittsburgh (9/4/94). Part of a defense whose 40-0 victory marked the largest shutout in Cowboys history and the largest shutout in a NFL season opener since 1999 when Pittsburgh defeated Cleveland 43-0.

vs. N.Y. Jets (9/17) Contributed three tackles, a tackle for loss, six quarterback pressures and a pass breakup.

at Arizona (9/24) Tallied four tackles, one for loss, a sack and two quarterback pressures.

vs. New England (10/1) Added four hurries and a tackle.

at San Francisco (10/8) Played in his 125th career game and totaled four stops and a hurry.

at LA Chargers (10/16) Logged five tackles, three hurries and a pass breakup.

vs. LA Rams (10/29) Made three tackles, a tackle for loss and a hurry. at Philadelphia (11/5) Contributed two stops and four hurries.

vs. N.Y. Giants (11/12) Compiled two tackles, a sack and three quarterback pressures to surpass 300 (302) for his career.

at Carolina (11/19) Totaled three stops and a sack.

vs. Washington (11/23) Provided a tackle and four hurries.

vs. Seattle (11/30) Tallied a season-high and career-high tying seven tackles (second on the defense) along with three quarterback hurries and a pass breakup.

vs. Philadelphia (12/10) Produced a season-high tying six quarterback pressures and a tackle.

2 Jourdan Lewis, CB

Games/Starts: 2023-12/4 Career-95/47
Playoffs: 2022-0/0 Career-3/0

	Tackles			Sks/ Yds	Tkl/ Loss	QB Prs	PBU	FF-FR
	Solo	Asst	Tot					
Last Game	3	1	4					
2023	25	12	37		1(-1)		3	2-1
Career	240	57	297	8.5(-46)	9(-17)	3	35	3-7

	Interceptions				Fumble Recoveries					
	No.	Yds.	Avg.	Lg	TD	No.	Yds.	Avg.	Lg	TD
Last Game										
2023										
Career	8	140	17.5	66	0	7	87	12.4	63t	1
						7	87	12.4	63t	1

	Special Teams			Rushing				
	Solo	Asst	Tot	Att.	Yds.	Avg.	Lg	TD
Career	3	0	3	2	12	6.0	7t	0

	Kickoff Returns				
	No.	Yds.	Avg.	Lg	TD
Career	2	38	19.0	19t	0

• Served as the defensive captain in Week 14.

at N.Y. Giants (9/10) Inactive.

vs. N.Y. Jets (9/17) Made his season debut on defense.

at Arizona (9/24) Logged his first stats of the season with three tackles and a tackle for loss.

vs. New England (10/1) Tallied five stops.

at San Francisco (10/8) Notched two tackles, a pass breakup and forced and recovered a fumble. It was his first forced fumble and fumble recovery since at Washington (12/12/21).

at LA Chargers (10/16) Added three stops.

vs. LA Rams (10/29) Made his first start of the season when the defense opened the game with three cornerbacks and had three stops.

at Philadelphia (11/5) Assisted on a tackle in his second start.

vs. N.Y. Giants (11/12) Had two stops.

at Carolina (11/19) Had five tackles and a forced fumble.

vs. Washington (11/23) In his third start of the season posted six stops. vs. Seattle (11/30) Contributed three stops and a season-high two pass breakups.

vs. Philadelphia (12/10) Made four tackles.

40 Hunter Luepke, RB

Games/Starts: 2023-13/0 Career-13/0

	Rushing				Receiving					
	Att.	Yds.	Avg.	Lg	TD	Rec.	Yds.	Avg.	Lg	TD
Last Game										
2023	3	13	4.3	9	1	2	10	5.0	12	0

	Kickoff Returns				
	No.	Yds.	Avg.	Lg	TD
Last Game					
2023	2	15	7.5	15	0

	Special Teams							
	Solo	Asst	Tot	FF	FR	BP	BFG	BXP
Last Game								
2023	3	1	4					

at N.Y. Giants (9/10) Made his NFL debut on offense and special teams.

vs. N.Y. Jets (9/17) Recorded his first career stats when he recovered a kickoff on a squib kick in the second quarter.

Hunter Luepke, cont.

- at Arizona (9/24)** Notched his first career stats on offense with one rush for nine yards and one reception for 12 yards.
- vs. New England (10/1)** Rushed two times for four yards including a three-yard score for his first career NFL touchdown. The last Cowboys rookie to rush for his first career touchdown within the first four games of the season was Tony Pollard in 2019 (vs. Mia, 9/22).
- at San Francisco (10/8)** Saw action on offense and special teams where he notched his first career special teams tackle.
- at LA Chargers (10/16)** Played on offense and special teams.
- vs. LA Rams (10/29)** Caught one pass for a loss of two yards on offense and also saw time on special teams.
- at Philadelphia (11/5)** Assisted on a tackle on special teams.
- vs. N.Y. Giants (11/12)** Saw time on offense and special teams.
- at Carolina (11/19)** Made a season-high two special teams tackles and also played on offense.
- vs. Washington (11/23)** Played on offense and special teams.
- vs. Seattle (11/30)** Saw time on offense and special teams where he returned a kickoff a season-long 15 yards.
- vs. Philadelphia (12/10)** Saw action on offense and special teams.

70 Zack Martin, G

Games/Starts: 2023-12/12 Career-149/149
Playoffs: 2022-2/2 Career-8/8

- Served as the offensive captain in Week 6.
- at N.Y. Giants (9/10)** Started the season opener at right guard and blocked for an offense that generated 265 total net yards, including 122 yards on the ground highlighted by 70 yards and two rushing scores by Tony Pollard. The offensive line also did not allow a sack of Dak Prescott during 24 dropbacks as he passed for 143 yards.
- vs. N.Y. Jets (9/17)** Part of an offense that commanded the time of possession with a mark of 42:15, the second-highest amount for a non-overtime, regular season game in franchise history. Collectively, the offense compiled 382 total net yards and 26 first downs. Left the game in the fourth quarter with an ankle injury but returned for the final offensive series.
- at Arizona (9/24)** Inactive/Injured-Ankle.
- vs. New England (10/1)** Returned from a one-game absence (ankle) to start at right guard. Assisted the offense in compiling four drives of 10-plus plays, giving the Dallas offense a league-leading 16 on the season. On the day, the offense racked up 377 total net yards and 22 first downs, while holding the ball for 35:09.
- at San Francisco (10/8)** The offense, behind the offensive line, was limited to 197 total net yards, eight first downs and a 22:55 time of possession mark.
- at LA Chargers (10/16)** Helped an offense that posted 342 total net yards, a season-high 272 passing yards and 20 first downs.
- vs. LA Rams (10/29)** The team exploded for a season-high 43 points and 285 passing yards as part of 387 total net yards and 24 first downs. Behind the line's protection, Prescott threw for 304 yards and a season-best four touchdowns.
- at Philadelphia (11/5)** Helped block for an offense that accumulated a season-high 333 net passing yards and 406 total net yards (second-most this season). Prescott amassed a season-high 374 yards along with three touchdowns in the air behind the line's blocking.
- vs. N.Y. Giants (11/12)** In a historic performance, the offense produced 640 total net yards behind the guidance of the offensive line, the second-most yards gained in a single game in franchise history behind a 652-yard performance in 1966 against Philadelphia (10/9). The unit also tallied a season-best 472 net passing yards - second-most in a single game in franchise history - and 32 first downs - tied for the third-most in a single game in team history. For the first time in franchise history, the offense had two rushers over 50 rushing yards (Tony Pollard - 55; Rico Dowdle - 79) and multiple receivers over 150 receiving yards (Brandin Cooks - 173; and CeeDee Lamb - 151). The line did not allow a sack of a Cowboys quarterback for the second time this season as Prescott passed for a season-best 404 yards on 35 attempts and backup Cooper Rush threw for 68 yards on nine attempts.
- at Carolina (11/19)** Provided blocking for an offense that totaled 311 net yards, 23 first downs and 107 rushing yards, including a season-high tying four runs of 10-plus yards. The line did not allow a sack for the second straight game, the first time they haven't allowed sacks in back-to-back games since last season (at Minnesota, 11/20 - against N.Y. Giants, 11/24).
- vs. Washington (11/23)** The offense logged 431 total net yards (second-most of the season) and 21 first downs. Held a clean pocket for Prescott to pass for 331 yards and four touchdowns while not allowing a sack on 33 dropbacks - the fourth game this season the line did not allow a sack.

- vs. Seattle (11/30)** Part of an offense that rolled up 41 points, 411 total net yards and 33 first downs - tied for the second-most in a game in franchise history.
- vs. Philadelphia (12/10)** Helped the offense compile 394 total net yards, 24 first downs and control the clock for 36:36. The unit scored on every possession in the first half, tallying three touchdowns and a field goal on four drives. It was the first time in 2023 Dallas scored on every first half drive and the first time since scoring on all five first half drives at Minnesota (11/20/22).

84 Sean McKeon, TE

Games/Starts: 2023-9/0 Career-45/3
Playoffs: 2022-2/0 Career-3/0

Last Game	Receiving				
	Rec.	Yds.	Avg.	Lg	TD
2023	RESERVE/INJURED-Ankle				
Career	6	38	6.3	12	1

Last Game	Special Teams								
	Solo	Asst	-	Tot	FF	FR	BP	BFG	BXP
2023	0	1	-	1					
Career	1	3	-	4		1			

- Placed on Reserved/Injured-Ankle on Dec. 6.
- Signed to the active roster on Oct. 12.
- Served as the special teams captain in Week 12.
- vs. New England (10/1)** Elevated from the practice squad to make his first appearance of the season on offense and special teams, recovering an fumble on offense.
- at San Francisco (10/8)** Elevated from the practice squad for the second straight week to play on offense and special teams.
- at LA Chargers (10/16), vs. LA Rams (10/29) and at Philadelphia (11/5)** Saw time on offense and special teams.
- vs. N.Y. Giants (11/12)** Assisted on a special teams tackle.
- at Carolina (11/19), vs. Washington (11/23) and vs. Seattle (11/30)** Played on offense and special teams.

24 Israel Mukuamu, S

Games/Starts: 2023-10/0 Career-29/3
Playoffs: 2022-2/0 Career-2/0

Last Game	Tackles			Sks/ Yds	TKI/ Loss	QB Prs	PBU	FF-FR
	Solo	Asst	Tot					
2023	3	0	-	3			1	0-1
Career	16	3	-	19		1	2	0-1

Career	Interceptions				Fumble Recoveries					
	No.	Yds.	Avg.	Lg	TD	No.	Yds.	Avg.	Lg	TD
1	0	0.0	0	0	0					

Last Game	Special Teams				
	Solo	Asst	-	Tot	FF
2023	0	1	-	1	
Career	2	1	-	3	

- Served as the special teams captain in Week 10.
- at N.Y. Giants (9/10)** Played on special teams and defense where he recovered his first career fumble.
- vs. N.Y. Jets (9/17)** Saw time on defense and special teams.
- at Arizona (9/24), vs. New England (10/1) and at San Francisco (10/8)** Inactive.
- at LA Chargers (10/16)** Played on special teams.
- vs. LA Rams (10/29)** Saw time on defense and special teams.
- at Philadelphia (11/5)** Assisted on a special teams tackle.
- vs. N.Y. Giants (11/12)** Tallied two tackles and a pass breakup - his first defensive statistics of the season - in his 25th career game.
- at Carolina (11/19)** Played on defense and special teams.
- vs. Washington (11/23)** Added a tackle on defense.
- vs. Seattle (11/30)** Saw action on special teams.
- vs. Philadelphia (12/10)** Played on defense and special teams.

97 Osa Odighizuwa, DT

Games/Starts: 2023-13/13 Career-46/42
Playoffs: 2022-2/2 Career-3/2

	Tackles			Sks/ Yds	Tkl/ Loss	QB Prs	PBU	FF-FFR
	Solo	Asst -	Tot					
Last Game.....	1	0	1		1(-4)	1		
2023.....	23	22	45	3.0(-18)	6(-21)	29		
Career.....	67	52	119	9.0(-65)	14(-44)	57		1-0

• Served as the defensive captain in Week 2.

at N.Y. Giants (9/10) Started the season opener and tallied a career-high 2.0 sacks - his first career game with 2.0-or-more sacks - along with four tackles and three quarterback pressures. His sacks contributed to a team seven sacks, second-most in a season opener in team history, trailing only the nine against Pittsburgh (9/4/94). Part of a defense whose 40-0 victory marked the largest shutout in Cowboys history and the largest shutout in a NFL season opener since 1999 when Pittsburgh defeated Cleveland 43-0.

vs. N.Y. Jets (9/17) Tallied two tackles, a sack and a hurry.

at Arizona (9/24) Contributed four tackles and a tackle for loss.

vs. New England (10/1) Added four stops.

at San Francisco (10/8) Logged four tackles and three hurries.

at LA Chargers (10/16) Set a career-high with seven tackles along with five quarterback pressures and a tackle for loss.

vs. LA Rams (10/29) Made three tackles to reach 100 for his career along with three quarterback pressures.

at Philadelphia (11/5) Totaled four stops and two hurries.

vs. N.Y. Giants (11/12) Notched a tackle, a tackle for loss and a hurry.

at Carolina (11/19) Added three pressures.

vs. Washington (11/23) Posted five tackles, a tackle for loss and a career-best six quarterback pressures.

vs. Seattle (11/30) Collected six tackles, a tackle for loss and a hurry.

vs. Philadelphia (12/10) Had a tackle, a tackle for loss and a hurry.

11 Micah Parsons, LB

Games/Starts: 2023-13/13 Career-46/46
Playoffs: 2022-2/2 Career-3/3

	Tackles			Sks/ Yds	Tkl/ Loss	QB Prs	PBU	FF-FFR
	Solo	Asst -	Tot					
Last Game.....	1	1	2	1.0(-7)		4		
2023.....	17	20	37	12.5(-102)	4(-9)	73	2	1-1
Career.....	103	52	155	39.0(-311)	21(-54)	184	8	7-4

Interceptions

No.	Yds.	Avg.	Lg	TD
Last Game.....				
2023.....				
Career.....				

No.	Yds.	Avg.	Lg	TD
Last Game.....				
2023.....				
Career.....				

• Served as the defensive captain in Week 6.

• Earned NFC Defensive Player of the Month (September) for the first time of his career, and joined Sean Lee as the only Cowboys linebackers to win the award. Finished the month of September with 10 tackles, 4.0 sacks, 15 quarterback hurries, a pass breakup, a forced fumble and a fumble recovery.

• Named NFC Defensive Player of the Week (Week 2) for the third time of his career after tallying 2.0 sacks, three tackles - two for loss - six quarterback hurries, a pass breakup, a forced fumble and a fumble recovery against the Jets.

at N.Y. Giants (9/10) Started at defensive end and posted two tackles, a sack and six quarterback pressures. His sack gave him 27.5 for his career - tied with Joey Bosa for the 10th-most in NFL history through a player's first 34 career games. Contributed to a team seven sacks, second-most in a season opener in team history. Part of a defense whose 40-0 victory marked the largest shutout in Cowboys history and the largest shutout in a NFL season opener since 1999 when Pittsburgh defeated Cleveland 43-0.

vs. N.Y. Jets (9/17) Compiled three tackles, two tackles for loss, 2.0 sacks, six quarterback hurries, a pass breakup, a forced fumble and a fumble recovery. His 10 career games with 2.0-or-more sacks tied Aldon Smith and Shawne Merriman for the most 2.0-sack games in a NFL player's first 35 career games. In total, his 29.5 career sacks are the eighth-most through a NFL player's first 35 career games, and he is the first player with 29.5 sacks through his first 35 games since Myles Garrett (30.5).

at Arizona (9/24) Posted five stops, a sack and three hurries. It was his third straight game with a sack, and he became the fifth Cowboy - sixth instance - to start the season with a three-game sack streak, joining DeMarcus Ware (2008 and 2011), Anthony Spencer (2011), DeMarcus Lawrence (2017) and Jason Hatcher (2013). Became the eighth NFL player - first Cowboy - since 1982 to surpass 30.0 sacks in his first 36 career games.

vs. New England (10/1) Notched a career-high nine quarterback pressures, two tackles and a tackle for loss.

at San Francisco (10/8) Logged six stops and two hurries.

at LA Chargers (10/16) Added a sack, eight hurries and a tackle.

vs. LA Rams (10/29) Tallied a tackle, a tackle for loss, a sack, seven hurries and a pass breakup.

at Philadelphia (11/5) Totaled a season-high seven tackles, 1.5 sacks and four hurries. It was his 11th career multi-sack game - most by any Cowboy in their first three seasons. It was his third straight game with a sack - his second such streak this season.

vs. N.Y. Giants (11/12) Contributed five quarterback pressures.

at Carolina (11/19) Posted four tackles, a career-high tying 2.5 sacks and eight quarterback pressures. The last Cowboy with more sacks in a game was DeMarcus Lawrence's 3.0 sacks in 2022 at the N.Y. Giants (9/26). Now has 10.0 sacks in 2023 and is the first player in franchise history with 10.0 sacks in each of his first three seasons. He is also the ninth NFL player since 1982 with 10-or-more sacks in each of his first three seasons - first since Shawne Merriman (2005-07). It marked his 12th career multi-sack game, tied with Merriman for the fourth-most multi-sack games through the first three seasons of an NFL career, since 1982. With 2.0 sacks in the first quarter, became the sixth Cowboy since 1982 with 2.0 sacks in the opening 15 minutes of a game. The last Cowboys player with 2.0 sacks in the opening quarter was Aldon Smith in 2020 against Seattle (9/27). His 36.5 career sacks are the seventh-most sacks in an NFL player's first 43 career games since sacks became official in 1982.

vs. Washington (11/23) Collected two tackles, 1.5 sacks and seven quarterback pressures. Recorded his 13th career multi-sack game, passing Merriman for the fourth-most multi-sack games through the first three seasons of an NFL career since 1982. Has 11.5 sacks in 2023 and is the third player since 1982 with 11.0 sacks in each of his first three seasons, joining Reggie White and Dwight Freeney.

vs. Seattle (11/30) Provided two tackles and six hurries.

vs. Philadelphia (12/10) Logged two stops, a sack and four hurries. Reached 12.5 sacks on the season and joined Reggie White (1985-87) as the only two players since 1982 with at least 12.0 sacks in each of their first three seasons.

20 Tony Pollard, RB

Games/Starts: 2023-13/13 Career 75/19
Playoffs: 2022-2/0 Career-3/0

	Rushing					Receiving				
	Att.	Yds.	Avg.	Lg	TD	Rec.	Yds.	Avg.	Lg	TD
Last Game.....	16	59	3.7	11	0	7	37	5.3	8	0
2023.....	196	796	4.1	31	5	49	285	5.8	60	0
Career.....	706	3,412	4.8	58t	22	170	1,293	7.6	68t	5

Kickoff Returns

No.	Yds.	Avg.	Lg	TD	
Career.....	63	1,500	23.8	100t	1

Special Teams

	Solo		Tot	FF	FR	BP	BFG	BXP
	Solo	Asst -						
Career.....	7	0	7					

• Served as the offensive captain in Week 1.

at N.Y. Giants (9/10) Opened the season as the starting running back and rushed for 70 yards on 14 carries (5.0 avg.) and totaled two touchdowns on the ground, his fourth career game with multiple rushing touchdowns. Also became the 10th player in team history to rush for multiple touchdowns in a season opener, and the first since Marion Barber in 2008 (at Cleveland, 9/7).

vs. N.Y. Jets (9/17) Tallied a career-high 25 carries for 72 yards and caught seven passes for 37 yards for a career-high 32 total touches. Became the first Cowboys running back to carry the ball 25 times in a game since Ezekiel Elliott had 28 rushes at the N.Y. Jets (10/13/19). Totaled 109 scrimmage yards, his 13th career game with 100 scrimmage yards.

at Arizona (9/24) Carried the ball 23 times for 122 yards (5.3 avg.) - third-most rushing yards in a game of his career. It also marked his seventh career 100-yard rushing game and his first since he had 115 yards at Green Bay (11/13/22). Part of a rushing attack that accumulated a season-high 185 rushing yards and 12 rushing first downs - tied for the most rushing first downs in a game since Head Coach Mike McCarthy arrived in 2020 - against Carolina (10/3/21) and at Minnesota (11/20/22). Also had three receptions for -1 yard to tally 121 scrimmage yards, his 14th career game with 100 scrimmage yards.

vs. New England (10/1) Added 47 yards on 11 rushes and 13 yards on three catches.

at San Francisco (10/8) Rushed eight times for 29 yards and caught four passes for 35 yards, including a season-long catch of 26 yards.

Tony Pollard, cont.

at LA Chargers (10/16) Finished with 110 scrimmage yards (30 rushing; 80 receiving), his third game this season - 15th of his career - with 100-plus scrimmage yards. Had a 60-yard reception - second-longest catch of his career - as part of his six receptions (tied the second-most in his career) for 80 receiving yards (second).

vs. LA Rams (10/29) Tallied 53 yards on 12 rushes and two yards on one reception. Became the 12th player in franchise history to reach 3,000 career rushing yards (3,039).

at Philadelphia (11/5) Ran 12 times for 51 yards and caught three passes for 12 yards.

vs. N.Y. Giants (11/12) Totaled 55 yards on 15 carries. Part of an offense that produced two rushers over 50 rushing yards (Pollard - 55; Rico Dowdle - 79) and multiple receivers over 150 receiving yards (Brandin Cooks - 173; CeeDee Lamb - 151) for the first time in franchise history.

at Carolina (11/19) Had 12 carries for 61 yards (5.1 avg.) with a touchdown, his third touchdown in 2023 and 20th career rushing score. Averaged 5.1 yards-per-carry, his second-highest rushing average this season, trailing 5.3 yards-per-carry at Arizona (9/24).

vs. Washington (11/23) Recorded 13 carries for 79 yards (6.1 avg.) and a touchdown while catching six passes for 24 yards, his fourth game with 100 scrimmage yards in 2023 and 16 for his career. His 6.1 yards-per-carry were a season-high and his most since a 7.6 rushing average against Indianapolis (12/4) in 2022.

vs. Seattle (11/30) Had 20 carries for 68 yards and a touchdown. Has now rushed for a touchdown in three consecutive games, a career-long touchdown streak.

vs. Philadelphia (12/10) Totaled 59 rushing yards and seven receptions for 37 receiving yards, giving him 96 scrimmage yards. His seven receptions tied a career-best that he set against the N.Y. Jets in Week 2 (9/17).

4 Dak Prescott, QB

Games/Starts: 2023-13/13 Career-110/110
Playoffs: 2022-2/2 Career-6/6

	Att	Com	Passing					Int	Lng	Sk/Yds	Rtng
			Yds	Pct	Yds/Att	TD	TD				
Last Game	39	24	271	61.5	6.9	2	0	39	3/15	99.4	
2023	450	312	3,505	69.3	7.7	28	6	60	29/194	107.5	
Career	3,733	2,497	28,448	66.9	7.6	194	71	90t	225/1,356	99.0	

	Att	Rushing				Rec.	Receiving			
		Yds.	Avg.	Lg	TD		Yds.	Avg.	Lg	TD
Last Game	3	11	3.7	4	0					
2023	44	185	4.2	18t	2					
Career	396	1,827	4.6	42	28	1	11	11.0	11t	1

- Named NFC Offensive Player of the Month (November) after throwing for 1,298 yards (most in the NFC), 13 touchdowns (most in the NFL), a 121.7 quarterback rating and a 3-1 record during that time. Earned his first career NFC POTM award, and became the third Cowboys quarterback (Troy Aikman, Tony Romo four times) to do so.
- Served as the offensive captain in Week 5.

at N.Y. Giants (9/10) Opened the season 13-of-24 (54.2) for 143 yards with no touchdowns and no interceptions. Also added one rush for six yards. Won his 11th consecutive start against the New York Giants, tying Roger Staubach with the longest win streak against the Giants since 1950. Also improved his career record against the NFC East to 28-7, and in total, his 62 career wins tied Danny White for the fourth-most wins among Cowboys quarterbacks. Eclipsed 25,000 career passing yards (25,086), joining Aaron Rodgers as the only two players in NFL history to amass 25,000 passing yards and 1,500 rushing yards in their first 100 career games.

vs. N.Y. Jets (9/17) Completed 31-of-38 passes (81.6%) for 255 yards, two touchdowns and no interceptions. Has now thrown a touchdown pass against 30 of the 31 opposing NFL teams. Also totaled a 112.2 passer rating, his 51st career game with a passer rating of 100.0-or-better. His 81.6 completion percentage was the sixth-highest of his career and his highest completion rate since last season at Minnesota (11/20 88.0%). Was his 63rd career win as the starting quarterback to break a tie with Danny White (62) for the fourth-most all-time wins among Cowboys quarterbacks.

at Arizona (9/24) Played and started in his 100th career game as he passed for 249 yards with one touchdown and an interception on 25-of-40 passes (62.5%). With 25 completions, he (2,254) surpassed Jared Goff and Matt Ryan for the third-most completions in a player's first 100 career games, and his 25,590 career passing yards are the eighth-most passing yards by a player in his first 100 career games in NFL history.

vs. New England (10/1) Connected on 28-of-34 passes for 261 yards with one touchdown and no interceptions. His 82.4 completion percentage was a season-high and the sixth-highest of his career. Also finished with a 108.5 passer rating, his second game this season with a 100.0 rating and the 52nd of his career, which is the second-most 100.0 rating games in a NFL quarterback's first eight seasons (Russell Wilson, 65).

at San Francisco (10/8) Held to 153 yards on 14-of-24 passes with one touchdown and three interceptions. Also rushed once for two yards.

at LA Chargers (10/16) Threw for 272 yards - including a season-long pass of 60 yards - on 21-of-30 passes with one touchdown. Also led the team with a season-high 40 yards on seven carries and a touchdown. His rushing touchdown was an 18-yard rush that marked the longest rushing score of his career and the longest by a Cowboys quarterback since Jon Kitna had a 29-yard touchdown run in 2010 against Detroit (11/21). It also marked his 27th career rushing score and his first since 2022 against Chicago (10/30). His 40 rushing yards were the sixth-most in a game of his career, and his seven rushing attempts were the most since 2021 at Washington (12/12). After throwing a touchdown, he has now thrown a touchdown against all 31 NFL opponents. Improved his career record to 5-1 on Monday Night Football. Orchestrated a 14-play, 54-yard drive that resulted in a field goal to take a 20-17 lead in the fourth quarter. Dallas held on to win, giving him his 20th game-winning drive, tied with Ben Roethlisberger and Ryan Tannehill for the fifth-most game-winning drives since 2016, and his 20 game-winning drives are second in team history behind Romo (24). His 9.07 yards-per-attempt was his highest mark of the season and the most since averaging 9.91 yards-per-attempt in 2022 against Philadelphia (12/24).

vs. LA Rams (10/29) Completed 25-of-31 passes for 304 yards, four touchdowns and one interception. His four passing touchdowns marked his eighth career game with four scores through the air, tying White for second in Cowboys history, and it was the first time he accomplished this feat since throwing four touchdowns in the season finale at Philadelphia (1/8/22). His 80.6% completion rate was his third game of the season with a completion percentage of 80.0%-or-higher, most in the NFL. Now has six career games with 300 yards and four passing touchdowns, tied with Romo for the most such games in team history. It was his first 300-yard passing performance of the season and the 22nd of his career, second in team history behind Romo (46). His 133.7 passer rating was his highest rating of the season and the highest since a 139.3 passer rating at Minnesota (11/20/22). His 9.81 yards-per-attempt was his highest mark of the season.

at Philadelphia (11/5) Connected on 29-of-44 passes for a season-high 374 yards and three touchdowns. His 374 passing yards were his most in a non-overtime game since throwing for 403 yards at Tampa Bay (9/9/21). Has seven touchdown passes in the last two games, the most touchdowns in a two-game span since he threw eight scores in the last two games of the 2021 season (against Arizona, 1/2/22 and at Philadelphia, 1/8/22). It was his 32nd career game with three-or-more touchdowns, and he has recorded three-or-more touchdown passes in four straight games against Philadelphia. With a 115.2 passer rating, he has recorded a 100.0 passer rating-or-better in three consecutive games, the first time since in 2021 (against Washington, 12/26 - at Philadelphia, 1/8/22). Recorded his 55th career game with a 100.0 passer rating-or-better, second in Cowboys history behind Romo (67).

vs. N.Y. Giants (11/12) Threw for a season-high 404 yards on 26-of-35 passes (74.3%) with four touchdowns to one interception. Also rushed twice for 17 yards and a score. Notched his 10th career 400-yard game, tied with Dan Marino and Patrick Mahomes for the most 400-yard passing games in a player's first eight seasons. His 10 400-yard games are also the most in franchise history. Was his first 400-yard passing game since a 445-yard performance in 2021 at New England (10/17). In his last three games, he has completed 72.7% of his passes for 1,082 yards and 11 touchdowns to become the 11th player since the NFL merger to pass for at least 1,000 yards, 10-plus touchdowns, complete at least 70% of his passes and throw two-or-fewer interceptions in a three-game span. Has thrown for 300 yards and three touchdowns in three consecutive games to establish a franchise record. His 138.3 passer rating was a season-high, and he has recorded a 100.0 rating-or-better in four consecutive games. The last time he had a 100.0 rating in four straight games was in 2021. Was his 33rd career game with three-or-more touchdown passes, tying Brett Favre for the fourth-most such games by a player in his first eight seasons in NFL history. Has now won his last 12 starts against the Giants, passing Staubach for the longest win streak by any NFL quarterback against the Giants since 1950. Was his third career game with 400 passing yards and four touchdowns, a franchise record and tied for the eighth-most such games in NFL history.

Dak Prescott, cont.

at Carolina (11/19) On 25-of-38 passes, threw for 189 yards and two touchdowns. Also rushed twice for six yards. Was his 57th career multi-passing touchdown game, and has thrown for two-or-more touchdowns in four consecutive games.

vs. Washington (11/23) Connected on 22-of-32 passes for 331 yards and four touchdowns, his eighth career game with 300 passing yards and four touchdowns, the most by a Cowboys quarterback all-time. It was his 10th career game with four-plus passing touchdowns, tying Romo for the most in franchise history. Now has 1,985 career passing yards on Thanksgiving Day - fourth in NFL history on the holiday. It was his 34th career game with three-or-more touchdowns passes, passing Brett Favre for the fourth-most such games by a player in his first eight seasons in NFL history. Notched his fourth 300-yard passing game in 2023 and the 25th of his career, second in franchise history behind Romo (46). His 142.1 passer rating was a season-high and the highest since his 151.8 rating in the 2021 season finale at Philadelphia (1/8/22). Improved to 30-8 in his career against NFC East foes, the second-most wins against his division since 2016. Only Tom Brady, with 31 victories against his division, has more. Upped his career record as the Dallas Cowboys starting quarterback to 69-39, as his 69 wins passed Aaron Rodgers for the third-most by any quarterback since 2016, trailing Brady (79) and Mahomes (71). Had five completions of 25-plus yards, the second-most this season behind his eight 25-plus yard completions against the N.Y. Giants (11/12).

vs. Seattle (11/30) Completed 29-of-41 passes for 299 yards and three touchdowns. Engineered a seven-play, 54-yard touchdown drive to give the Cowboys a 38-35 lead with 4:37 left in the game. It was his 21st career game-winning drive, second in franchise history and the fifth-most by any quarterback since he was drafted in 2016. Dating back to Dallas' last home game in 2022 (against Philadelphia, 12/24), has recorded at least 250 passing yards and a passer rating of 100-or-higher in seven consecutive home games. Is only the second player in NFL history to reach those marks in seven consecutive home games, joining Favre (1995-96). Now has 35 career games with three-or-more passing touchdowns, second in franchise history. Has thrown multiple touchdowns in six consecutive games, tied for the second-longest streak in Cowboys history and tied his career-long streak that he set in 2021 (against Philadelphia, 9/27 - against Atlanta, 11/14). Recorded a 115.8 passer rating, his eighth game with a 100.0 rating-or-better in 2023, most in the NFL.

vs. Philadelphia (12/10) Passed for 271 yards and two touchdowns on 24-of-39 passes (61.5%). Has thrown multiple touchdowns in seven consecutive games, a career-long streak and tied with Romo for the longest multi-passing touchdown streak in Cowboys history. It is also the longest active multi-passing touchdown streak in the NFL. With a 99.4 passer rating tonight, now has a 122.5 passer rating at home in 2023, highest in the NFL. With the win, improved to 31-8 in his career against the NFC East, tied with Brady for the most wins against his own division since 2016.

27 Sheldrick Redwine, DB

Games/Starts: 2023-1/0 Career-31/8
Playoffs: 2022-0/0 Career-0/0

Last Game	Solo	Tackles	Asst	Tot	Sks/ Yds	Tkl/ Loss	QB Prs	PBU	FF-FR
2023									
Career	42	19	-	61	0.5(-6)		1	3	

Last Game	Solo	Special Teams	Asst	Tot	FF	FR	BP	BFG	BXP
2023									
Career	10	6	-	16					

vs. Washington (11/23) Elevated from the practice squad to make his Cowboys debut on defense and special teams.

76 Asim Richards, T

Games/Starts: 2023-6/0 Career-6/0

at N.Y. Giants (9/10) Made his NFL debut late in the second half on offense.

vs. N.Y. Jets (9/17) Played on offense and special teams.

at Arizona (9/24) Saw time on special teams.

vs. New England (10/1) Played on offense and special teams.

at San Francisco (10/8) and **at LA Chargers (10/16)** Inactive.

vs. LA Rams (10/29) Played on offense and special teams. Was called into action at left tackle early in the fourth quarter after Chuma Edoga left the game due to injury (ankle).

at Philadelphia (11/5) Played on special teams.

vs. N.Y. Giants (11/12), **at Carolina (11/19)**, **vs. Washington (11/23)**, **vs. Seattle (11/30)** and **vs. Philadelphia (12/10)** Inactive.

10 Cooper Rush, QB

Games/Starts: 2023-6/0 Career-25/6
Playoffs: 2022-0/0 Career-0/0

Last Game	Att	Com	Yds	Passing			Int	Lng	Sk/Yds	RtnG
				Pct	Yds/Att	TD				
2023	20	15	114	75.0	5.7	0	1	29	1/8	67.5
Career	232	140	1,589	60.3	6.8	8	5	73t	11/76	83.4

Last Game	Rushing					Receiving				
	Att.	Yds.	Avg.	Lg	TD	Rec.	Yds.	Avg.	Lg	TD
2023	12	-5	-0.4	6	0					
Career	32	6	0.2	15	0					

at N.Y. Giants (9/10) Entered the game in the fourth quarter with the score well in hand and attempted one pass that was incomplete.

vs. N.Y. Jets (9/17) and **at Arizona (9/24)** Did not play.

vs. New England (10/1) Saw action at quarterback late in the fourth quarter and completed both of his passes for 20 yards and lost two yards on three carries.

at San Francisco (10/8) Played in the fourth quarter and completed both passes for eight yards and rushed once for a loss of two yards.

at LA Chargers (10/16) Did not play.

vs. LA Rams (10/29) Entered the game in the fourth quarter and connected on two-of-three passes for three yards. Also lost three yards on three kneeldowns.

at Philadelphia (11/5) Did not play.

vs. N.Y. Giants (11/12) Played in the fourth quarter and threw for 68 yards on seven-of-nine passes and an interception. Also rushed twice for five yards.

at Carolina (11/19) Appeared in his 25th career game late in the fourth quarter and was two-of-three on his throws for 15 yards. Also lost three yards on three kneeldowns to end the game.

vs. Washington (11/23), **vs. Seattle (11/30)** and **vs. Philadelphia (12/10)** Did not play.

86 Luke Schoonmaker, TE

Games/Starts: 2023-13/0 Career-13/0

Last Game	Receiving				
	Rec.	Yds.	Avg.	Lg	TD
2023	7	61	8.7	18t	2

Last Game	Special Teams								
	Solo	Asst	-	Tot	FF	FR	BP	BFG	BXP
2023	1	0	-	1					
2023	1	0	-	1					

at N.Y. Giants (9/10) Made his NFL debut on offense and special teams.

vs. N.Y. Jets (9/17) Scored his first career touchdown on his first career reception - a one-yard catch in the second quarter. Became the fifth Cowboy since 1990 to score on his first career catch, joining Tony Curtis (2007), Ventell Bryant (2019), Dak Prescott (2020) and Terence Steele (2021).

at Arizona (9/24), **vs. New England (10/1)**, **at San Francisco (10/8)** and **at LA Chargers (10/16)** Saw time on offense and special teams.

vs. LA Rams (10/29) Caught one pass for 13 yards.

at Philadelphia (11/5) Made one reception for zero yards.

vs. N.Y. Giants (11/12) Played on offense and special teams.

at Carolina (11/19) Reeled in two receptions for 23 yards, including an 18-yard touchdown pass in the first quarter, his second touchdown reception in 2023. Became the eighth rookie tight end in franchise history with two receiving touchdowns in a season.

vs. Washington (11/23) and **vs. Seattle (11/30)** Hauled in a 12-yard pass.

vs. Philadelphia (12/10) Played on offense and special teams where he made his first career special teams tackle.

37 Eric Scott, CB

Games/Starts: 2023-0/0 Career-0/0

Last Game.....	Tackles			Sks/ Yds	Tkl/ Loss	QB Prs	PBU	FF-FR
	Solo	Asst	Tot					
2023.....								INACTIVE

at **N.Y. Giants (9/10)**, vs. **N.Y. Jets (9/17)**, at **Arizona (9/24)**, vs. **New England (10/1)**, at **San Francisco (10/8)**, at **LA Chargers (10/16)**, vs. **LA Rams (10/29)**, at **Philadelphia (11/5)** and vs. **N.Y. Giants (11/12)**, at **Carolina (11/19)**, vs. **Washington (11/23)**, vs. **Seattle (11/30)** and vs. **Philadelphia (12/10)** Inactive.

44 Trent Sieg, LS

Games/Starts: 2023-13/0 Career-93/0
Playoffs: 2022-0/0 Career-1/0

Last Game.....	Solo	Asst	Special Teams			FR	BP	BFG	BXP
			Tot	FF	FF				
2023.....	1	1	-	2					
Career.....	3	3	-	6					

- Served as the special teams captain in Week 8.
- at **N.Y. Giants (9/10)** Made his Cowboys debut while contributing clean snaps on five extra points, three punts and two field goals.
- vs. **N.Y. Jets (9/17)** Snapped cleanly on five field goals, three punts and an extra point.
- at **Arizona (9/24)** Provided clean snaps for three field goals, two punts and an extra point.
- vs. **New England (10/1)** Cleanly snapped on three field goals, three extra points, two punts and a successful two-point conversion on a fake PAT.
- at **San Francisco (10/8)** Made his first special teams tackle of the season along with clean snaps on five punts, a field goal and an extra point.
- at **LA Chargers (10/16)** Snapped cleanly on four punts, two field goals and two extra points.
- vs. **LA Rams (10/29)** Provided clean snaps on five PATs, two field goals and two punts.
- at **Philadelphia (11/5)** Added clean snaps on two punts, two extra points and a field goal.
- vs. **N.Y. Giants (11/12)** Cleanly snapped on a season-high seven extra points and two punts.
- at **Carolina (11/19)** Successfully snapped cleanly on four extra points, three punts and two field goals.
- vs. **Washington (11/23)** Had clean snaps on five extra points, three punts and a field goal while also adding a special teams tackle.
- vs. **Seattle (11/30)** Made clean snaps on four field goals and three PATs.
- vs. **Philadelphia (12/10)** Tallied clean snaps on four field goals, three PATs and a punt. Part of a battery that helped Brandon Aubrey successfully make an NFL record two field goals of 59 yards-or-longer in the same game, including a 60-yarder in the first quarter that served as the first successful 60-plus yard field goal in a first quarter in league history.

58 Mazi Smith, DT

Games/Starts: 2023-13/0 Career-13/0

Last Game.....	Tackles			Sks/ Yds	Tkl/ Loss	QB Prs	PBU	FF-FR
	Solo	Asst	Tot					
2023.....	7	6	-	13	2(-5)	5		

at **N.Y. Giants (9/10)** In his NFL debut, posted two tackles, a tackle for loss and a quarterback pressure - the first stats of his career. Part of a defense whose 40-0 victory marked the largest shutout in Cowboys history and the largest shutout in a NFL season opener since 1999 when Pittsburgh defeated Cleveland 43-0.

vs. **N.Y. Jets (9/17)** Played on the defensive line.

at **Arizona (9/24)** and vs. **New England (10/1)** Assisted on a tackle.

at **San Francisco (10/8)** Added a tackle.

at **LA Chargers (10/16)** Assisted on a tackle.

vs. **LA Rams (10/29)** Made one stop.

at **Philadelphia (11/5)** Saw time on defense.

vs. **N.Y. Giants (11/12)** Logged a season-best three tackles, a tackle for loss and a quarterback pressure.

at **Carolina (11/19)** Notched a tackle and a season-high two hurries.

vs. **Washington (11/23)** Posted two tackles and a hurry.

vs. **Seattle (11/30)** and vs. **Philadelphia (12/10)** Part of the defensive line rotation.

73 Tyler Smith, G/T

Games/Starts: 2023-11/11 Career-28/28
Playoffs: 2022-2/2 Career-2/2

- Served as the offensive captain in Week 10.
- at **N.Y. Giants (9/10)** and vs. **N.Y. Jets (9/17)** Inactive/Injured-Hamstring.
- at **Arizona (9/24)** Made his season debut at left guard and blocked for an offense that accumulated a season-high 416 total net yards and 185 rushing yards. The offense also notched 26 first downs, including a season-best 12 rushing first downs that tied the most rushing first downs in a game since Head Coach Mike McCarthy arrived in 2020 - against Carolina (10/3/21) and at Minnesota (11/20/22).
- vs. **New England (10/1)** Assisted the offense in compiling four drives of 10-plus plays, giving the Dallas offense a league-leading 16 on the season. On the day, the offense racked up 377 total net yards and 22 first downs, while holding the ball for 35:09.
- at **San Francisco (10/8)** The offense was limited to 197 total net yards, eight first downs and a 22:55 time of possession mark.
- at **LA Chargers (10/16)** Helped an offense that posted 342 total net yards, a season-high 272 passing yards and 20 first downs.
- vs. **LA Rams (10/29)** The team exploded for a season-high 43 points and 285 passing yards as part of 387 total net yards and 24 first downs. Behind the line's protection, Prescott threw for 304 yards and a season-best four touchdowns.
- at **Philadelphia (11/5)** Helped block for an offense that accumulated a season-high 333 net passing yards and 406 total net yards (second-most this season). Prescott amassed a season-high 374 yards along with three touchdowns in the air behind the line's blocking.
- vs. **N.Y. Giants (11/12)** In a historic performance, the offense produced 640 total net yards behind the guidance of the offensive line, the second-most yards gained in a single game in franchise history behind a 652-yard performance in 1966 against Philadelphia (10/9). The unit also tallied a season-best 472 net passing yards - second-most in a single game in franchise history - and 32 first downs - tied for the third-most in a single game in team history. For the first time in franchise history, the offense had two rushers over 50 rushing yards (Tony Pollard - 55; Rico Dowdle - 79) and multiple receivers over 150 receiving yards (Brandin Cooks - 173; and CeeDee Lamb - 151). The line did not allow a sack of a Cowboys quarterback for the second time this season as Prescott passed for a season-best 404 yards on 35 attempts and backup Cooper Rush threw for 68 yards on nine attempts.
- at **Carolina (11/19)** Played and started in his 25th career game and provided blocking for an offense that totaled 311 net yards, 23 first downs and 107 rushing yards, including a season-high tying four runs of 10-plus yards. The line did not allow a sack for the second straight game, the first time they haven't allowed sacks in back-to-back games since last season (at Minnesota, 11/20 - against N.Y. Giants, 11/24).
- vs. **Washington (11/23)** The offense logged 431 total net yards (second-most of the season) and 21 first downs. Held a clean pocket for Prescott to pass for 331 yards and four touchdowns while not allowing a sack on 33 dropbacks - the fourth game this season the line did not allow a sack.
- vs. **Seattle (11/30)** Part of an offense that rolled up 41 points, 411 total net yards and 33 first downs - tied for the second-most in a game in franchise history.
- vs. **Philadelphia (12/10)** Helped the offense compile 394 total net yards, 24 first downs and control the clock for 36:36. The unit scored on every possession in the first half, tallying three touchdowns and a field goal on four drives. It was the first time in 2023 Dallas scored on every first half drive and the first time since scoring on all five first half drives at Minnesota (11/20/22).

77 Tyron Smith, T

Games/Starts: 2023-10/10 Career-158/158
Playoffs: 2022-2/2 Career-8/8

- Served as the offensive captain in Week 3.
- at **N.Y. Giants (9/10)** Started the season opener at left tackle and blocked for an offense that generated 265 total net yards, including 122 yards on the ground highlighted by 70 yards and two rushing scores by Tony Pollard. The offensive line also did not allow a sack of Dak Prescott during 24 dropbacks as he passed for 143 yards.
- vs. **N.Y. Jets (9/17)** Played and started in his 150th career game. Part of an offense that commanded the time of possession with a mark of 42:15, the second-highest amount for a non-overtime, regular season game in franchise history. Collectively, the offense compiled 382 total net yards and 26 first downs.
- at **Arizona (9/24)** Active but did not play (knee).
- vs. **New England (10/1)** Inactive/Injured-Knee.

Tyron Smith, cont.

at San Francisco (10/8) Returned to start at left tackle as the offense, behind the offensive line, was limited to 197 total net yards, eight first downs and a 22:55 time of possession mark.

at LA Chargers (10/16) Helped an offense that posted 342 total net yards, a season-high 272 passing yards and 20 first downs.

vs. LA Rams (10/29) Inactive/Injured-Neck.

at Philadelphia (11/5) Returned to the starting lineup and helped block for an offense that accumulated a season-high 333 net passing yards and 406 total net yards (second-most this season). Prescott amassed a season-high 374 yards along with three touchdowns in the air behind the line's blocking.

vs. N.Y. Giants (11/12) In a historic performance, the offense produced 640 total net yards behind the guidance of the offensive line, the second-most yards gained in a single game in franchise history behind a 652-yard performance in 1966 against Philadelphia (10/9). The unit also tallied a season-best 472 net passing yards - second-most in a single game in franchise history - and 32 first downs - tied for the third-most in a single game in team history. For the first time in franchise history, the offense had two rushers over 50 rushing yards (Tony Pollard - 55; Rico Dowdle - 79) and multiple receivers over 150 receiving yards (Brandin Cooks - 173; and CeeDee Lamb - 151). The line did not allow a sack of a Cowboys quarterback for the second time this season as Prescott passed for a season-best 404 yards on 35 attempts and backup Cooper Rush threw for 68 yards on nine attempts.

at Carolina (11/19) Provided blocking for an offense that totaled 311 net yards, 23 first downs and 107 rushing yards, including a season-high tying four runs of 10-plus yards. The line did not allow a sack for the second straight game, the first time they haven't allowed sacks in back-to-back games since last season (at Minnesota, 11/20 - against N.Y. Giants, 11/24).

vs. Washington (11/23) The offense logged 431 total net yards (second-most of the season) and 21 first downs. Held a clean pocket for Prescott to pass for 331 yards and four touchdowns while not allowing a sack on 33 dropbacks - the fourth game this season the line did not allow a sack.

vs. Seattle (11/30) Part of an offense that rolled up 41 points, 411 total net yards and 33 first downs - tied for the second-most in a game in franchise history.

vs. Philadelphia (12/10) Helped the offense compile 394 total net yards, 24 first downs and control the clock for 36:36. The unit scored on every possession in the first half, tallying three touchdowns and a field goal on four drives. It was the first time in 2023 Dallas scored on every first half drive and the first time since scoring on all five first half drives at Minnesota (11/20/22).

78 Terence Steele, T

Games/Starts: 2023-13/13 Career-58/53
Playoffs: 2022-0/0 Career-1/0

- Served as the offensive captain in Week 13.

at N.Y. Giants (9/10) Started the season opener at right tackle and blocked for an offense that generated 265 total net yards, including 122 yards on the ground highlighted by 70 yards and two rushing scores by Tony Pollard. The offensive line also did not allow a sack of Dak Prescott during 24 dropbacks as he passed for 143 yards.

vs. N.Y. Jets (9/17) Part of an offense that commanded the time of possession with a mark of 42:15, the second-highest amount for a non-overtime, regular season game in franchise history. Collectively, the offense compiled 382 total net yards and 26 first downs.

at Arizona (9/24) Blocked for an offense that accumulated a season-high 416 total net yards and 185 rushing yards. The offense also notched 26 first downs, including a season-best 12 rushing first downs that tied the most rushing first downs in a game since Head Coach Mike McCarthy arrived in 2020 - against Carolina (10/3/21) and at Minnesota (11/20/22).

vs. New England (10/1) Assisted the offense in compiling four drives of 10-plus plays, giving the Dallas offense a league-leading 16 on the season. On the day, the offense racked up 377 total net yards and 22 first downs, while holding the ball for 35:09.

at San Francisco (10/8) Played in his 50th career game as the offense, behind the offensive line, was limited to 197 total net yards, eight first downs and a 22:55 time of possession mark.

at LA Chargers (10/16) Helped an offense that posted 342 total net yards, a season-high 272 passing yards and 20 first downs.

vs. LA Rams (10/29) The team exploded for a season-high 43 points and 285 passing yards as part of 387 total net yards and 24 first downs. Behind the line's protection, Prescott threw for 304 yards and a season-best four touchdowns.

at Philadelphia (11/5) Helped block for an offense that accumulated a season-high 333 net passing yards and 406 total net yards (second-most this season). Prescott amassed a season-high 374 yards along with three touchdowns in the air behind the line's blocking.

vs. N.Y. Giants (11/12) In a historic performance, the offense produced 640 total net yards behind the guidance of the offensive line, the second-most yards gained in a single game in franchise history behind a 652-yard performance in 1966 against Philadelphia (10/9). The unit also tallied a season-best 472 net passing yards - second-most in a single game in franchise history - and 32 first downs - tied for the third-most in a single game in team history. For the first time in franchise history, the offense had two rushers over 50 rushing yards (Tony Pollard - 55; Rico Dowdle - 79) and multiple receivers over 150 receiving yards (Brandin Cooks - 173; and CeeDee Lamb - 151). The line did not allow a sack of a Cowboys quarterback for the second time this season as Prescott passed for a season-best 404 yards on 35 attempts and backup Cooper Rush threw for 68 yards on nine attempts.

at Carolina (11/19) Started his 50th career game and provided blocking for an offense that totaled 311 net yards, 23 first downs and 107 rushing yards, including a season-high tying four runs of 10-plus yards. The line did not allow a sack for the second straight game, the first time they haven't allowed sacks in back-to-back games since last season (at Minnesota, 11/20 - against N.Y. Giants, 11/24).

vs. Washington (11/23) The offense logged 431 total net yards (second-most of the season) and 21 first downs. Held a clean pocket for Prescott to pass for 331 yards and four touchdowns while not allowing a sack on 33 dropbacks - the fourth game this season the line did not allow a sack.

vs. Seattle (11/30) Part of an offense that rolled up 41 points, 411 total net yards and 33 first downs - tied for the second-most in a game in franchise history.

vs. Philadelphia (12/10) Helped the offense compile 394 total net yards, 24 first downs and control the clock for 36:36. The unit scored on every possession in the first half, tallying three touchdowns and a field goal on four drives. It was the first time in 2023 Dallas scored on every first half drive and the first time since scoring on all five first half drives at Minnesota (11/20/22).

30 Juanyeh Thomas, S

Games/Starts: 2023-11/1 Career-11/1
Playoffs: 2022-0/0 Career-0/0

Last Game	Tackles			Sks/ Yds	Tk/ Loss	QB Prs	PBU	FF-FR
	Solo	Asst	Tot					
2023	10	3	13			1	3	
Career	10	3	13			1	3	

Last Game	Special Teams				FF	FR	BP	BFG	BXP
	Solo	Asst	Tot						
2023								1	
Career								1	

- Served as the special teams captain in Week 2.

at N.Y. Giants (9/10) Started his first career game when the team started in a three-safety set and logged two tackles, a quarterback pressure and a pass breakup - all the first stats of his career. Also blocked his first career field goal that was returned 58 yards for a touchdown by Noah Igbinoghene on New York's first offensive drive. Part of a defense whose 40-0 victory marked the largest shutout in Cowboys history and the largest shutout in a NFL season opener since 1999 when Pittsburgh defeated Cleveland 43-0.

vs. N.Y. Jets (9/17) Added a tackle on defense.

at Arizona (9/24) Played on special teams.

vs. New England (10/1) Posted two stops on defense.

at San Francisco (10/8) Played on defense and special teams.

at LA Chargers (10/16) Inactive/Injured-Hamstring.

vs. LA Rams (10/29) Saw time on defense and special teams.

at Philadelphia (11/5) Played on special teams.

vs. N.Y. Giants (11/12) Logged a tackle and a pass breakup on defense.

at Carolina (11/19) Tallied a season-best four tackles.

vs. Washington (11/23) Notched three tackles and a pass breakup.

vs. Seattle (11/30) and **vs. Philadelphia (12/10)** Saw time on defense and special teams.

18 Jalen Tolbert, WR

Games/Starts: 2023-13/5 Career-21/6
Playoffs: 2022-0/0 Career-0/0

Last Game	Receiving				
	Rec.	Yds.	Avg.	Lg	TD
2023	17	200	11.8	32	1
Career	19	212	11.2	32	1

Last Game	Special Teams								
	Solo	Asst	-	Tot	FF	FR	BP	BFG	BXP
2023	2	0	-	2					
Career	2	0	-	2					

• Served as the offensive captain in Week 14.

at N.Y. Giants (9/10) Played on offense and special teams in the season opener, and made his first career tackle on special teams.

vs. N.Y. Jets (9/17) Made his second career start and caught three passes for 18 yards.

at Arizona (9/24) Saw time on offense and special teams.

vs. New England (10/1) Recorded career-highs in receptions (four), receiving yards (53) and long catch (18). Also made a tackle on special teams.

at San Francisco (10/8) Made his second start of the season - third of his career - when the offense began the game in a four wide receiver set. Also saw action on special teams.

at LA Chargers (10/16) and **vs. LA Rams (10/29)** Played on offense and special teams.

at Philadelphia (11/5) In his third start of the season, caught three passes for 49 yards - including a career-long catch of 32 yards - and his first career receiving touchdown in the fourth quarter.

vs. N.Y. Giants (11/12) Caught two passes for two yards.

at Carolina (11/19) Made two receptions for 12 yards.

vs. Washington (11/23) Collected two passes for 49 yards including a long reception of 31 yards.

vs. Seattle (11/30) Had one reception for 17 yards.

vs. Philadelphia (12/10) Saw action on offense and special teams.

9 KaVontae Turpin, WR

Games/Starts: 2023-12/0 Career-29/0
Playoffs: 2022-2/0 Career-2/0

Last Game	Receiving					Rushing				
	Rec.	Yds.	Avg.	Lg	TD	Att.	Yds.	Avg.	Lg	TD
2023	12	132	11.0	34t	3	9	101	9.8	46	1
Career	12	132	11.0	34t	3	12	118	9.8	46	1

Last Game	Punt Returns					Kickoff Returns					
	No.	Yds.	Avg.	FC	Lg	TD	No.	Yds.	Avg.	Lg	TD
2023	11	73	6.6	18	15	0	7	220	31.4	63	0
Career	40	376	9.4	44	52	0	28	728	26.0	63	0

Career	Special Teams								
	Solo	Asst	-	Tot	FF	FR	BP	BFG	BXP
	1	0	-	1					

• Served as the special teams captain in Week 14.

at N.Y. Giants (9/10) In the season opener on offense had two receptions for 11 yards and rushed three times for 14 yards and his first career touchdown. Also returned two punts for 17 yards.

vs. N.Y. Jets (9/17) Caught one pass for nine yards and rushed twice for six yards on offense. Also fair caught four punts on special teams.

at Arizona (9/24) Had one punt return for no yards and one fair catch.

vs. New England (10/1) Talled one run for 46 yards, one catch for five yards and returned two punts 13 yards. His 46-yard run in the fourth quarter was the longest of his career and the longest run from scrimmage for the Cowboys in 2023.

at San Francisco (10/8) Hauled in his first career receiving touchdown on a 26-yard reception in the second quarter. Also returned his first two kickoffs of the season for 33 yards and fair caught a punt before leaving the game with an ankle injury.

at LA Chargers (10/16) Had one punt return for 15 yards with two fair catches and one kickoff returned 21 yards.

vs. LA Rams (10/29) Collected one reception for 13 yards on offense, then returned two kickoffs a season-high 88 yards, including a career-high tying 63-yard return.

at Philadelphia (11/5) Played in his 25th career game, and caught a five-yard touchdown pass and rushed once for no gain on offense. On special teams, returned two punts 23 yards and returned a kickoff 48 yards, his second-longest kickoff return this season. Briefly left the game (ribs) in the first quarter, but returned.

vs. N.Y. Giants (11/12) Inactive/Injured-Shoulder.

at Carolina (11/19) On offense, caught two passes for 10 yards and rushed once for 13 yards. Also fair caught four punts on special teams.

vs. Washington (11/23) Hauled in one catch for a career-long 34-yard touchdown on offense and returned on punt five yards on special teams.

vs. Seattle (11/30) Made one reception for 10 yards.

vs. Philadelphia (12/10) Had a 22-yard rush on offense and a 30-yard kickoff return and fair caught a punt on special teams.

55 Leighton Vander Esch, LB

Games/Starts: 2023-5/5 Career-71/65
Playoffs: 2022-2/2 Career-5/5

Last Game	Tackles		Sks/ Yds	Tkl/ Loss	QB Prs	PBU	FF-FFR
	Solo	Asst					
2023	17	35	1(-2)		2		0-1
Career	372	185	3.5(-23)	13(-27)	18	13	3-1

Last Week	Interceptions					Fumble Recoveries				
	No.	Yds.	Avg.	Lg	TD	No.	Yds.	Avg.	Lg	TD
2023						1	11	11.0	11t	1
Career	3	63	21.0	28t	0	1	11	11.0	11t	1

Career	Special Teams								
	Solo	Asst	-	Tot	FF	FR	BP	BFG	BXP
	1	2	-	3					

• Placed on Reserve/Injured on Oct. 16 with a neck injury.

• Served as the defensive captain in Week 3.

at N.Y. Giants (9/10) Logged six tackles and two hurries. Part of a defense whose 40-0 victory marked the largest shutout in Cowboys history and the largest shutout in a NFL season opener since 1999 when Pittsburgh defeated Cleveland 43-0.

vs. N.Y. Jets (9/17) Posted four stops.

at Arizona (9/24) Made six tackles.

vs. New England (10/1) Led the defense with seven tackles and returned his first career fumble 11 yards in the second quarter for his first career touchdown.

at San Francisco (10/8) Led the defense with a season-high 12 tackles while also making a tackle for loss - his first of the season. Left the game in the fourth quarter with a neck injury and did not return.

42 Deuce Vaughn, RB

Games/Starts: 2023-6/0 Career-6/0

Last Game	Rushing					Receiving				
	Att.	Yds.	Avg.	Lg	TD	Rec.	Yds.	Avg.	Lg	TD
2023	20	40	2.0	13	0	5	19	3.8	11	0

Last Game	Punt Returns					Kickoff Returns					
	No.	Yds.	Avg.	FC	Lg	TD	No.	Yds.	Avg.	Lg	TD
2023	4	19	4.8	1	11	0					

at N.Y. Giants (9/10) Made his NFL debut on special teams and on offense, where he carried the ball six times for eight yards - his first career stats - in the fourth quarter.

vs. N.Y. Jets (9/17) Recorded his first career receptions - three for 16 yards - while also adding three runs for 16 yards.

at Arizona (9/24) Played on special teams.

vs. New England (10/1) Rushed eight times for nine yards and caught one pass for two yards.

at San Francisco (10/8) Had three carries for seven yards and caught one pass for a yard. Also recorded his first career punt return for 10 yards.

at LA Chargers (10/16), vs. LA Rams (10/29) and **at Philadelphia (11/5)** Inactive.

vs. N.Y. Giants (11/12) Lost two yards on one carry and caught one pass for 11 yards on offense. Returned a season-high three punts nine yards including a season-long return of 11 yards.

at Carolina (11/19), vs. Washington (11/23), vs. Seattle (11/30) and **vs. Philadelphia (12/10)** Inactive.

91 Tyrus Wheat, LB

Games/Starts: 2023-8/0 Career-8/0

Last Game	Solo	Tackles		Sks/ Yds	Tk/ Loss	QB Prs	PBU	FF-FR
		Asst	Tot					
2023	2	0	2					

- Signed to the active roster from the practice squad on Oct. 16, at **LA Chargers (10/16)** Made his NFL debut and notched his first career tackle on defense.
- vs. **LA Rams (10/29)** Played on defense and special teams.
- vs. **Philadelphia (11/5)** Saw time on special teams.
- vs. **N.Y. Giants (11/12)** Played on defense and special teams.
- at **Carolina (11/19)** Saw time on special teams.
- vs. **Washington (11/23)** Notched a tackle on defense.
- vs. **Seattle (11/30)** and vs. **Philadelphia (12/10)** Saw action on special teams.

54 Sam Williams, DE

Games/Starts: 2023-13/0 Career-28/0
Playoffs: 2022-2/0 Career-2/0

Last Game	Solo	Tackles		Sks/ Yds	Tk/ Loss	QB Prs	PBU	FF-FR
		Asst	Tot					
2023	5	11	16	4.0(-24)	7(-15)	13	1	1-0
Career	17	18	35	8.0(-50)	7(-15)	33	1	2-3

Last Game	Solo	Asst	Tot	Special Teams				
				FF	FR	BP	BFG	BXP
2023	2	0	2			1		
Career	2	0	2			1		

- Served as the special teams captain in Week 9.
- at **N.Y. Giants (9/10)** Had two stops and three hurries. Part of a defense whose 40-0 victory marked the largest shutout in Cowboys history and the largest shutout in a NFL season opener since 1999 when Pittsburgh defeated Cleveland 43-0.
- vs. **N.Y. Jets (9/17)** Added two quarterback hurries.
- at **Arizona (9/24)** Assisted on a tackle.
- vs. **New England (10/1)** Collected his first sack of the season.
- at **San Francisco (10/8)** Assisted on a tackle.
- at **LA Chargers (10/16)** Played on defense and special teams.
- vs. **LA Rams (10/29)** Added a tackle and two hurries on defense. On special teams, he recorded his first career special teams tackle and his first career blocked punt in the second quarter that resulted in a safety when the ball went through the end zone. It was the first blocked punt by a Cowboy since Dorance Armstrong blocked a punt at the LA Rams (10/9/22).
- at **Philadelphia (11/5)** Contributed two tackles, a sack, a hurry and a forced fumble.
- vs. **N.Y. Giants (11/12)** Tallied two tackles, a sack - second straight game - and a quarterback pressure.
- at **Carolina (11/19)** Played in his 25th career game and had a sack and a quarterback pressure.
- vs. **Washington (11/23)** Posted three tackles and a quarterback hurry on defense and a tackle on special teams.
- vs. **Seattle (11/30)** Added a tackle and a quarterback pressure.
- vs. **Philadelphia (12/10)** Notched three tackles and a hurry.

6 Donovan Wilson, S

Games/Starts: 2023-11/9 Career-62/39
Playoffs: 2022-2/2 Career-3/3

Last Game	Solo	Tackles		Sks/ Yds	Tk/ Loss	QB Prs	PBU	FF-FR
		Asst	Tot					
2023	34	24	58		2(-9)	4	1	1-2
Career	184	79	263	8.5(-60)	8(-20)	16	8	6-5

Career	Interceptions					Fumble Recoveries				
	No.	Yds.	Avg.	Lg	TD	No.	Yds.	Avg.	Lg	TD
3	0	0.0	0	0	0	2	0	0.0	0	0

Career	Special Teams							
	Solo	Asst	Tot	FF	FR	BP	BFG	BXP
10	1	1	11					

- Served as the defensive captain in Week 9.
- at **N.Y. Giants (9/10)** and vs. **N.Y. Jets (9/17)** Inactive/Injured-Calf.
- at **Arizona (9/24)** Made his season debut to the tune of four tackles, a tackle for loss and a quarterback pressure.
- vs. **New England (10/1)** Tied for second on the defense with six stops.
- at **San Francisco (10/8)** Tied for second on the defense with a season-high nine tackles.
- at **LA Chargers (10/16)** Logged four stops and a hurry.
- vs. **LA Rams (10/29)** Posted six tackles.
- at **Philadelphia (11/5)** Added three tackles.
- vs. **N.Y. Giants (11/12)** Made four stops.
- at **Carolina (11/19)** Tallied three tackles, a tackle for loss and a fumble recovery.
- vs. **Washington (11/23)** Notched eight tackles and a pass breakup.
- vs. **Seattle (11/30)** Provided six stops and a hurry.
- vs. **Philadelphia (12/10)** Contributed five tackles, a quarterback pressure, a forced fumble and a fumble recovery.

25 Nahshon Wright, CB

Games/Starts: 2023-8/0 Career-28/3
Playoffs: 2022-0/0 Career-0/0

Last Game	Solo	Tackles		Sks/ Yds	Tk/ Loss	QB Prs	PBU	FF-FR
		Asst	Tot					
2023	1	0	1				1	
Career	22	8	30		1(-1)		5	

Last Game	Solo	Asst	Tot	Special Teams				
				FF	FR	BP	BFG	BXP
2023	0	1	1					
Career	3	1	4					

- Activated from Reserve/Injured (ankle) on Oct. 16.
- Served as the special teams captain in Week 11.
- at **LA Chargers (10/16)** Made his season debut on special teams.
- vs. **LA Rams (10/29)** Assisted on a special teams tackle while also seeing time on defense.
- at **Philadelphia (11/5)** Played on special teams.
- vs. **N.Y. Giants (11/12)** Recorded his first defensive statistics of the season - one tackle and a pass breakup.
- at **Carolina (11/19)** Played in his 25th career game on defense and special teams.
- vs. **Washington (11/23)** Saw time on defense and special teams.
- vs. **Seattle (11/30)** and vs. **Philadelphia (12/10)** Played on special teams.