

REGULAR SEASON GAME #3 - SUNDAY, SEPTEMBER 22, 2019
DALLAS COWBOYS VS. MIAMI DOLPHINS
AT&T STADIUM - ARLINGTON, TX - 12:00 P.M. (CDT)

DELIVERED BY:



KDFW FOX 4 DFW

Play-By-Play: Kevin Burkhardt
Analyst: Charles Davis
Sideline Reporter: Pam Oliver

COMPASS MEDIA (National)

Play-By-Play: Kevin Ray
Analyst: Danny White

KRLD-FM 105.3 THE FAN

Play-By-Play: Brad Sham
Analyst: Babe Laufenberg
Sideline Reporter: Kristi Scales

KMVK-FM 107.5 Mega

Play-By-Play: Victor Villalba
Analyst: Luis Perez
Sideline Reporter: Carlos Nava

FOR MORE INFORMATION, PLEASE VISIT

DALLASCOWBOYS.COM



QUICK FACTS:

DALLAS COWBOYS (2-0)

VS.

MIAMI DOLPHINS (0-2)



Series Record:

The series is tied, 7-7

Last Meeting:

Dallas 24, @Miami 14, Nov. 22, 2015

Last Meeting in Dallas:

Dallas 20, Miami 19, Nov. 24, 2011

Last Cowboys Win:

Dallas 24, @Miami 14, Nov. 22, 2015

Series Streak:

Dallas has won five of the last six meetings.

★ **THIS WEEK'S SCHEDULE** ★

Tuesday, September 17

Players' day off - no availability

Wednesday, September 18

10:35 a.m.

11:15 a.m.

1:30 p.m.

Coach Garrett press conference

Practice - first portion open to local media

Locker room open

Thursday, September 19

10:35 a.m.

11:15 a.m.

1:10 p.m.

1:30 p.m.

Coach Garrett press conference

Practice - first portion open to local media

Coordinators Available

Locker room open

Friday, September 20

10:35 a.m.

11:15 a.m.

12:45 p.m.

Coach Garrett press conference

Practice - first portion open to local media

Locker room open

Saturday, September 21

Player meetings - no availability

Sunday, September 22

12:00 p.m.

Dallas Cowboys vs. Miami Dolphins

★ **COWBOYS PR ON TWITTER** ★

The official Twitter account of the Dallas Cowboys Public Relations team (@DallasCowboysPR) will provide pertinent stats, information, transactions, game updates and more throughout the week and on gameday. Follow us for the most up-to-date info related to the Cowboys organization.

★ **BY THE NUMBERS** ★

7

Dak Prescott now has seven touchdown passes in the first two games of 2019, tying Don Meredith (1966) for the most by a Cowboys quarterback through the first two games of a season.

18

Dak Prescott completed 18 straight passes to tie his career-high and the second-longest streak in team history. Brandon Weeden's 21 straight passes over the course of five games from Nov. 2, 2014 - Sept. 27, 2015 is the team-high.

**400
+
30**

The Cowboys have recorded 400 yards of offense and 30 points in three-straight regular season games (dating back to Week 17 of 2018) - tied for the longest such streak in team history. The other three-game streak came in Weeks 4-7 of 2017 against the LA Rams, Green Bay and San Francisco.

★ **WINNING TRADITION** ★

The Dallas Cowboys currently own the league's highest all-time regular season winning percentage by current NFL teams:

Highest Win Percentage - NFL Regular Season

Team	W	L	T	Pct.
Dallas	514	380	6	.575
Chicago	762	584	42	.566
Green Bay	745	571	38	.566
New England	502	391	9	.562
Miami.....	452	362	4	.555

* Since 1972, ties have been calculated as half-win and half loss. Prior to 1972 tie games were ignored in calculating a team's winning percentage. Ties since 1972: Dallas (0), Miami (1) Chicago (1), Green Bay (6).

★ TABLE OF CONTENTS ★

Radio and TV broadcast info	1
Dallas Cowboys Media Schedule	1
Dallas Cowboys OMG info.....	1
Cowboys PR contact info.....	1
Dallas Cowboys Art Collection Ticket Art	2
DallasCowboys.com	2
2019 RoundUp.....	3
What to Watch For.....	4
Jason Garrett Facts and Figures	5
Jason Garrett Bio	5
Opposing Head Coach Bio	5
2019 Statistical Comparison	6
Cowboys Head Coaching History	6
Garrett's Record When.....	6
Player Highlights against Miami.....	7
Series History.....	7
Cowboys Against the AFC	7
AT&T Stadium Record When.....	8
Sold Out Stadiums.....	8
Home Cooking	8
Championship Tradition	9
Pro Bowl Cowboys.....	9
Individual Notes	10-24
Dak Prescott.....	10-14
Ezekiel Elliott	15-17
Amari Cooper	18
Randall Cobb/Michael Gallup/offense	19
Jason Witten.....	20-21
Leighton Vander Esch	22
Jaylon Smith.....	22
DeMarcus Lawrence	23
Byron Jones	23
Brett Maher.....	24
Chris Jones	24
2019 Regular Season Stats.....	25
2019 Defensive Stats.....	26
Unofficial Depth Chart	27
Pronunciation Guide	27
Coaching Staff	27
Alphabetical Roster.....	28
Numerical Roster	29
Positional Roster.....	30
How The Cowboys Were Built	31
Contract Status	31
Contract Breakdown	32
When The Cowboys Were Built	33
Transactions by Date	34
Transactions by Player	35

★ DALLAS COWBOYS ART COLLECTION ★

The Dallas Cowboys unveiled their 2019 home season tickets in the first home contest against the Houston Texans, with each featuring a work of art from the Dallas Cowboys Art Collection featured at AT&T Stadium.

All season ticket members and suite ticket members will receive commemorative tickets featuring the art of the Dallas Cowboys Art Collection, which includes Dave Muller's "Solar Arrangement," Trenton Doyle Hancock's "From A Legend To A Choir," Lawrence Weiner's "Brought Up To Speed," Wayne Gonzales' "Cheering Crowd," Terry Haggerty's "Two Minds," Olafur Ellasson's "Moving Stars Takes Times," Gary Simmons' "Blue Field Explosions," Matthew Ritchie's "Line of Play," Doug Aitken's "New Horizon," Mel Bochner's "Win!," Franz Ackermann's "Coming Home (And Meet Me) At The Waterfall" and Teresita Fernandez's "Starfield."

The Dallas Cowboys and AT&T Stadium are family businesses, and the art collection in the stadium and The Star in Frisco reflects the intimacy of a personal vision. Unlike most private collections, this one is accessible to massive crowds. It is there to be seen, week after week, season after season, by tourists just passing through and by regulars who return again and again. The collection consists of 86 works of art by 56 established and emerging artists. The works in the collection are united by their boldness, vigor, and resolve. They not only hold their own in a crowd, but have the power to transform massive public spaces into impossible- to-mistake locations where visitors from all over the world come together.



★ DALLASCOWBOYS.COM ★



The Dallas Cowboys official website is your one-stop shop for all breaking news, analysis and opinion, along with unique X's and O's breakdown featured in written content, videos and radio podcasts. DallasCowboys.com offers the best collection of timely articles, press conferences and videos, combined with the best spot to purchase tickets and order merchandise from the Cowboys Pro Shop. From the latest news to the latest apparel, there is no better place to visit than DallasCowboys.com.

To view the latest press conferences featuring Head Coach Jason Garrett, player interviews from daily locker room sessions, radio interviews with Cowboys front office executives and Dallas Cowboys game highlights, visit <https://www.dallascowboys.com/all-media/>




Round Up

A look at this week's top storylines

FOX NFL
SUNDAY



Dallas Cowboys (2-0) vs. Miami Dolphins (0-2) • Sunday, Sept. 22, 2019 12:00 p.m. CDT



Player Spotlight

4 DAK PRESCOTT

92

★ Dak Prescott has proven to be a dual threat as the Cowboys quarterback early in his career, demonstrated by 92 combined passing and rushing touchdowns through his first 50 career games, tied for ninth in NFL history:

Most Touchdowns by NFL QB in First 50 Games							
Rk	Player	From	To	Tm	G	Pass TD	Rush TD
1	Dan Marino	1983	1986	MIA	50	114	2
2	Johnny Unitas	1956	1960	IND	50	97	7
3	Kurt Warner	1998	2002	LAR	50	101	1
4	Andrew Luck	2012	2015	IND	50	89	12
5	Daunte Culpepper	1999	2003	MIN	50	74	25
6	Matthew Stafford	2009	2013	DET	50	88	8
7	Peyton Manning	1998	2001	IND	50	91	4
8	Cam Newton	2011	2014	CAR	50	65	28
9t	Carson Palmer	2004	2007	CIN	50	90	2
9t	Dak Prescott	2016	2019	DAL	50	74	18
9t	Dave Krieg	1980	1985	SEA	50	85	7
12	Aaron Rodgers	2005	2010	GB	50	78	13

★ Prescott now has seven touchdown passes in the first two games of 2019, tying Don Meredith (1966) for the most by a Cowboys quarterback through the first two games of a season.

★ Prescott needs one touchdown pass to reach 75 for his career and become the fastest Cowboys quarterback (51 games) to 75 touchdown passes, beating out Tony Romo (63 games).

SCOUTING REPORT

11 The Dallas offense has produced 11 plays of 20-plus yards in 2019 - fourth in the NFL - with nine of those plays coming through the air. Conversely, the Miami defense has allowed 12 plays of 20-plus yards, including 10 through the air, which ranks 27th among all

61.9 The Cowboys lead the NFL with a third down conversion rate of 61.9% (13-of-21), and this week take on a Dolphins defense that is allowing a third down conversion on 59.1% of opponent attempts (13-of-22) - 31st in the NFL.

151 Dallas is averaging 151.0 yards-per-game on the ground in 2019 (sixth), and the Dolphins are giving up 195.5 rush yards-per-game on defense in large part due to allowing 10 rushes of 10-plus yards.



4

DAK PRESCOTT

- * Recorded his 34th win versus the Redskins. Prescott trails only Tom Brady (37) for most wins since the start of 2016.
- * Prescott ranks second in completion percentage through 50 starts (66.8%) behind only Kurt Warner (66.9%).
- * Ranks third all-time in QB Rating (98.0) and fourth all-time in TD/INT ratio (2.85) in NFL history.
- * Prescott now has seven touchdown passes in the first two games of 2019, tying Don Meredith (1966) for the most by a Cowboys quarterback through the first two games of a season
- * Prescott completed 18 straight passes to tie his career-high and is the second-longest streak in team history . Brandon Weeden's 21 straight passes over five games from Nov. 2, 2014 - Sept. 27, 2015 is the team-high.
- * Surpassed 1,000 career rushing yards (1,025) – the fourth Cowboys quarterback to reach that milestone. Prescott did it in 50 games, tying Roger Staubach for the fewest games to the mark. He also passed Troy Aikman (1,016) for third all-time in team history.
- * Needs one touchdown pass to reach 75 for his career and become the fastest Cowboys quarterback (51 games) to 75 touchdown passes, beating out Tony Romo (63 games).

21

EZEKIEL ELLIOTT

- * Elliott rushed for 111 yards on 23 carries, breaking a tie with DeMarco Murray (19) for his 20th career 100-yard game. The Cowboys are 17-3 when Elliott tops 100 yards on the ground.
- * Elliott has 164 yards on the ground through two games in 2019, the most in his career through the first two contests of a season.
- * Needs 12 rushing touchdowns in the next eight games to tie Emmitt Smith (42) for the most rushing scores by a Cowboys back through 50 career games.

19

AMARI COOPER

- * Cooper has been a reliable target for Dak Prescott and is efficient at moving the chains for the Cowboys offense, recording 46 first down receptions (tied for sixth) spanning two seasons since his trade to Dallas in 2018.
- * Since Dallas acquired Cooper, five of his eight touchdowns have come from 20-plus yards, which is tied for the most league-wide from Week 9, 2018 to 2019.

82

JASON WITTEN

- * Witten caught his 70th touchdown pass in the game at Washington, becoming the third Cowboys player to reach 70 touchdown receptions and the fifth tight end in NFL history to the mark (Antonio Gates, Tony Gonzalez, Rob Gronkowski, Jimmy Graham).
- * With a touchdown catch, would tie the second-longest touchdown streak of his career (three games - 2007, 2010).

90

DEMARCUS LAWRENCE

- * Lawrence led the team with 10.5 sacks in 2018, marking the first time a Dallas defender recorded consecutive double-digit sack seasons since DeMarcus Ware (2007-11).
- * Needs 5.5 sacks to become the 11th Cowboys defender to reach 40.0 in a career.
- * Lawrence has recorded 25.5 sacks since the start of the 2017 season - fifth in the NFL during that span behind only Aaron Donald (31.5), Chandler Jones (31.0), Ryan Kerrigan (27.0) and Cameron Jordan (27.0).

55

LEIGHTON VANDER ESCH

- * Established a franchise rookie record with a team-leading 176 tackles. Also was only the sixth rookie to reach 100 tackles in a season. It was the fourth-highest tackle tally by any Dallas defender in a single season.
- * Set a single-game rookie team record with 19 tackles.
- * Needs four tackles to reach 200 for his career. Since 1977 when coaching film was first used to grade tackles, the fastest Cowboys defender to 200 career tackles is Dexter Coakley, who reached the milestone in 24 games.

6

CHRIS JONES

- * Jones ranks third all-time in percentage of punts downed inside the 20-yard line, at 40.19%.
- * Needs one punt downed inside the 20-yard line to pass Mike Saxson (166) for sole possession of second place in Cowboys history.

JASON GARRETT

**Head Coach
2011-2019**



★ AWARDS & HONORS ★



2016

NFL Coach of the Year

2007

Pro Football Weekly's
NFL Assistant Coach of the Year



3

NFC East Division Titles



23

Different players selected to the Pro Bowl since 2010 for a total of 49 appearances.

★ TOP FINISHES ★

Since 2014, Jason Garrett has led the offense to the top of the rankings in several key categories:

1st

Yards-Per-Rush (4.62)

1st

Rush Yards-Per-Game (135.1)

t-4th

Rushing Touchdowns (81)

4th

Completion Percentage (66.3%)

10th

Passing Yards-Per-Attempt (7.54)

1

Jason Garrett is the first former Dallas Cowboys player to become the team's head coach.

★ HEAD COACHES ★

JASON GARRETT (79-59, 9th Year)

Jason Garrett was named the eighth head coach in Dallas Cowboys history on January 5, 2011. Garrett became the first former Cowboys player to become the team's head coach. As a backup quarterback during his playing career in Dallas, he started nine-of-23 games played and was a member of teams that won six division titles and three Super Bowl championships.

Garrett was elevated to the Cowboys top job after taking over as the team's interim head coach midway through 2010. He guided the club to a 5-3 mark to finish the season after the team started 1-7. He led Dallas to an 8-8 record, narrowly missing the playoffs and an NFC East Division title in each his first three full seasons as head coach (2011-13). Garrett guided the 2014 squad to an NFL-best tying 12-4 record, the club's 22nd Division title - 18th NFC East title - 31st postseason appearance and 34th playoff win. His team fought through adversity in 2015, slipping to 4-12 on the season. The team bounced back under Garrett in 2016, completing the club's largest one-season turnaround in franchise history with a nine-game difference, finishing with a 13-3 record in 2016. The record included beginning the season 0-1 and going on to win 11 straight games - the longest single-season win streak in team history. Garrett's Cowboys won their second division championship with him at the helm, while earning the NFC's top overall seed and hosting an NFC Divisional Playoff Game for the first time since 2007. He was named AP Coach of the Year for his team's 2016 accomplishments. The 2018 Cowboys finished 10-6, making the playoffs for the fourth time in Garrett's tenure, and giving them three consecutive winning seasons for the first time since 2007-09.

From 2007-13, when Garrett was brought on board as the Cowboys offensive coordinator, the unit finished among the NFL's top-10 in total offense in five of his seven years at the helm: 2013 (10th), 2012 (6th), 2010 (10th), 2009 (2nd) and 2007 (2nd). The team has set single-season records in a handful of categories, including topping 6,000 net yards for the first four times in franchise history (2009 - 6,390; 2011 - 6,008; 2014 - 6,138 and 2016 - 6,027). Since his arrival in 2007, the club's cumulative numbers for gross passing yards (39,993) and total points (3,919) represent the best totals over a 10-year span in the history of the organization while the club's 58,567 total net yards are second.

BRIAN FLORES (0-2, 1st Year)

Brian Flores was named the 13th head coach of the Miami Dolphins on February 14, 2019. Flores joined the Dolphins after spending 15 seasons with the New England Patriots where he served in a variety of roles and helped the franchise win four Super Bowls and seven AFC championships. Having coached offense, defense and special teams, and beginning his career as an NFL scout, Flores brings a strong mixture of leadership, experience and football knowledge to Miami.

Flores spent the past eight seasons coaching defense and was New England's defensive playcaller and linebackers coach in 2018. In his lone season calling the defensive plays, the Patriots won Super Bowl LIII and limited the second-highest scoring offense in the NFL (LA Rams) to just three points, tying the Super Bowl record.

In 2018 the Patriots were seventh in the NFL in points allowed, surrendering just 20.3 points-per-game. The run defense and pass defense both improved from the previous season. Under Flores' watch, cornerback Stephon Gilmore earned first-team All-Pro honors for the first time in his career and a Pro Bowl selection.

Flores coached linebackers for New England in 2017, helping the team to a 13-3 record, No. 1 seed in the AFC playoffs and an appearance in Super Bowl LII.

He first moved to linebackers coach in 2016 and the switch immediately paid dividends, as the Patriots went 14-2 in the regular season and won Super Bowl LI. The New England defense led the NFL by allowing just 15.6 points-per-game and was eighth in total defense, allowing 326.4 net yards-per-game.

Flores was promoted to safeties coach in 2012, a role he served from 2012-15. During those four seasons, the Patriots went 48-16, winning the AFC East all four seasons and Super Bowl XLIX. In that span, New England was sixth in the NFL in scoring defense, allowing 20.3 points-per-game.

Flores spent the 2011 season as a defensive assistant for the first time in his NFL career and helped lead the Patriots to a 13-3 record, an AFC championship, and the tied for third-most takeaways in the league (34).

Flores began his coaching career as a coaching assistant for New England from 2008-09. Before switching over to coaching, he served as a scouting assistant in 2004 before being promoted to a pro scout in 2006.

★ WINNING HEAD COACH ★

For the first time as a head coach, and first time for the franchise since 2007-09, the Dallas Cowboys posted three consecutive winning seasons following a 10-6 finish in 2018.

Under Garrett's direction, the team secured its second NFC East divisional title with a 13-3 record in 2016, and he was named AP Coach of the Year. He also had an 11-game win streak to establish the longest single-season win streak in franchise history. Garrett won his 50th regular season game at Green Bay (10/16/16) to become only the second head coach in franchise history to reach 50 wins. He tied his personal best with the club's 12th win of the season against Tampa Bay (12/18/16) - tied for the second-most wins by a Cowboys head coach. It also marked Garrett's second 12-win season to give him the third-most 12-plus win seasons by a Dallas head coach. He then bettered his personal-best with his 13th win against Detroit (12/26/16), while tying Jimmy Johnson (1992) and Wade Phillips (2007) for the most wins by a Cowboys head coach in a single season.

Garrett wrapped up the 2014 regular season with a record of 12-4 - the fifth coach to reach 12 wins-or-better in a season in team history. He also secured his first NFC East Division title as the head coach. Against the N.Y. Giants (10/19/14), Garrett passed former head coaches Bill Parcells and Phillips with his 35th regular season win to place fourth in team history. He passed Barry Switzer for third with his 41st victory at Washington (12/28/14), then moved into second over Johnson (44) at Washington (12/7/15).

Including his 2-0 record in 2019, Garrett's current regular season record as the head coach of the Dallas Cowboys stands at 79-59, with the second-most wins all-time in team history:

Most Regular Season Wins by a Cowboys Head Coach

Coach	Years	Won	Loss	Tied	Pct
Tom Landry.....	1960-88	250	162	6	.605
Jason Garrett*	2010-19	79	59	0	.572
Jimmy Johnson	1989-93	44	36	0	.550
Barry Switzer	1994-97	40	24	0	.625
Bill Parcells	2003-06	34	30	0	.531
Wade Phillips	2007-10	34	22	0	.607
Chan Gailey	1998-99	18	14	0	.563
Dave Campo	2000-02	15	33	0	.313

*Record under Coach Garrett includes games as interim head coach in 2010.

★ GARRETT'S RECORD WHEN... ★

Below is a look at Garrett's head coaching record under several different circumstances:

Regular season	79-59
Postseason	2-3
Overall	81-62

	Regular	Post
September	19-10	
October	14-16	
November	24-14	
December	21-16	
January	1-3	2-3
Playing at home	39-30	
Playing on the road	40-29	1-1
Playing in prime time	25-19	1-2
Thursday	8-5	
Saturday	1-3	1-1
Sunday	65-47	1-2
Monday	4-4	
Playing against the NFC East	35-19	1-0
Playing against the NFC	60-45	2-3
Playing against the AFC	19-14	
Playing on grass surface	28-13	0-2
Playing on artificial surface	51-46	2-1
When throwing 30-plus passes	41-46	2-2
When throwing for 300-plus yards	17-14	0-1
When rushing 20-plus times	77-40	2-3
When rushing for 100-plus yards	59-30	1-2
When scoring 30-plus points	38-9	0-1
When Cowboys score first	52-25	2-0
When Cowboys lead at halftime	48-14	2-0

★ 2019 STAT COMPARISON ★

(league ranking)

	Cowboys	Dolphins
Record	2-0	0-2
Scoring Avg. (NFL rank)	33.0 (5)	5.0 (32)
Opp. Scoring Avg. (NFL rank)	19.0 (13)	51.0 (32)
Total Off. (NFL rank)	484.0 (2)	192.0 (32)
Rushing Off. (NFL rank)	151.0 (6)	31.5 (31)
Passing Off. (NFL rank)	333.0 (3)	160.5 (30)
Total Def. (NFL rank)	362.5 (18)	512.0 (32)
Rushing Def. (NFL rank)	99.0 (11t)	195.5 (32)
Passing Def. (NFL rank)	263.5 (21)	316.5 (28)
Kickoff Return Avg.	5.5 (27)	24.5 (5)
Punt Return Avg.	2.0 (27t)	1.7 (29t)
Turnover Margin	+1 (9t)	-6 (32)
Penalties	14	13
Penalty Yards	114	86
Opp. Penalties	14	9
Opp. Penalty Yards	114	94

★ ALL-TIME STAT COMPARISON ★

This week's game is the 14th regular season game between Dallas and Miami. Below is a look into the stats of the series:

TEAM TOTALS

	Cowboys	Dolphins
Wins	6	7
Points	265	248
Total Net Yards	4,618	4,266
Net Rushing Yards	1,645	1,238
Net Passing Yards	2,973	3,028

SINGLE-GAME TEAM-HIGHS

	Cowboys	Dolphins
Points	37 9/16/07	40 11/27/03
Total Net Yards	482 10/27/96	529 10/25/81
Net Rushing Yards	185 11/22/87	182 11/27/81
Net Passing Yards	359 10/27/96	381 10/25/81

SINGLE-GAME INDIVIDUAL HIGHS

Cowboys	Dolphins
Passing Yards	
363 - T. Aikman 10/27/96	408 - D. Woodley 10/25/81
Rushing Yards	
129 - D. McFadden 11/22/15	169 - T. Stafford 11/22/87
Receiving Yards	
186 - M. Irvin 10/27/96	165 - D. Harris 10/25/81

★ DALLAS VS. AFC ★

The Dallas Cowboys record against opponents in the AFC is 102-78 since the NFL merger in 1970, the most wins and best win percentage (.567) by an NFC club. Dallas finished 1-3 against the AFC South in 2018:

NFC Team With Most Wins Vs. AFC - Since NFL Merger

Team	W	L	T	Win%
Dallas	102	78	0	.567
San Francisco	102	86	0	.542
Philadelphia	101	78	2	.564
St. Louis/L.A Rams	95	90	0	.514
Chicago	92	92	0	.500
Minnesota	91	91	0	.500

*Seattle has 179 wins against AFC since 1970, but the team was a member of the AFC from 1977-2001.

★ FIRST TIME, LAST TIME ★

The first time these two clubs met, it was the biggest game of the 1971 season - Super Bowl VI. The Dallas Cowboys were making their second consecutive trip to the Super Bowl while the Dolphins were making their first of three consecutive appearances. Dallas racked up 252 yards on the ground while Roger Staubach threw for 119 more to take home a 24-3 Super Bowl win in front of 81,035 fans.

The last time these two clubs met, it was on November 22, 2015 for a matchup in Miami featuring Tony Romo's first game back from a fractured clavicle, with Dallas prevailing 24-14 over Miami in front of a rain-soaked 65,115 fans.

★ COWBOYS & MILLER LITE ★



Miller Lite, the only beer of the Dallas Cowboys, will be distributing 40,000 co-branded sunglasses after the game to fans 21 and older. In addition, Miller Lite is the presenting sponsor of the Los Lonely Boys concert halftime and postgame in the Miller Lite West Plaza.

★ PLAYER HIGHLIGHTS ★

Tavon Austin - WR

In one career game, recorded a catch on two targets, gaining 21 yards with the LA Rams in 2016.

Amari Cooper - WR

Notched six catches for 75 yards, including a long of 26 yards in two career games - both with Oakland.

Tyrone Crawford - DE

Posted two tackles and two hurries in his one career game against Miami.

DeMarcus Lawrence - DE

Posted the third regular season sack of his career with a tackle and two hurries in one game.

Sean Lee - LB

In two games has 16 tackles, three pressures and a sack.

Chris Jones - P

Punted three times for 146 yards, averaging 48.7 yards-per-punt with a long of 54 in one game.

Robert Quinn - DE

Played for Miami in 2018 and started all 16 games for the first time since 2014, recording 38 tackles, 6.5 sacks, 15 pressures, four tackles for loss and two forced fumbles. Faced Miami twice while with the Rams and notched a tackle, a sack and a quarterback pressure.

Jason Witten - TE

Has 16 catches for 155 yards, averaging 9.5 yards-per-catch in four career games. Is 3-1 against Miami since entering the league and has the most experience in Cowboys-Dolphins games of any player on the active roster.

★ COASTING EAST ★

By virtue of the NFL schedule, the Dallas Cowboys face the AFC East this season. The Cowboys face their first AFC East foe this week, with Miami coming to AT&T Stadium. The Cowboys will then travel to New York to face the Jets in Week 6 and face the Patriots and Bills in consecutive weeks, first traveling to Foxboro in Week 12 and then facing the Bills on Thanksgiving Day at home. The Cowboys hold a 29-20 record against AFC East opponents and finished 1-3 against the division in 2015:

Dallas vs. AFC East

Team	W	L	T	Win%	Current Streak
Buffalo.....	8	4	0	.666	L1
New York Jets.....	7	4	0	.636	L2
New England.....	7	5	0	.583	L5
Miami.....	7	7	0	.500	W3
Div. Totals.....	29	20	0	.592	L1

★ DATING GAME ★

This week's game against the Miami Dolphins is being played on Sunday, Sept. 22. In the 59 years of Cowboys football, there have been seven Sept. 22 games. The Cowboys hold a 4-3 record when playing on Sept. 22. They have faced Cleveland, Phoenix, Buffalo, Philadelphia and St. Louis. Dallas' first-ever Sept. 22 game came in 1963, a 24-41 loss to Cleveland. Its last Sept. 22 game was in 2013, a dominant 31-7 win over St. Louis.

Date	Opp/ Loc.	Dal W/L	Score	Date	Opp/ Loc.	Dal W/L	Score
9/22/63	CLE	L	24-41	9/22/96	@Buf	L	7-10
9/22/68	CLE	W	28-7	9/22/03	@Phi	L	13-44
9/22/85	CLE	W	20-7	9/22/13	STL	W	31-7
9/22/91	@Pho	W	17-9				

★ SERIES HISTORY ★

Dallas and Miami have squared off 14 times, including the Super Bowl VI matchup. Overall, the series record is tied at 7-7. Below is a brief look at the games of the series.

Date	Loc.	Dal W/L	Score	Date	Loc.	Dal W/L	Score
1/6/72*	@NO	W	24-3	11/25/93	Dal	L	14-16
11/22/73	Dal	L	7-14	10/27/96	Mia	W	29-10
11/5/78	Mia	L	16-23	11/25/99	Dal	W	20-0
10/25/81	Dal	W	28-27	11/27/03	Dal	L	21-40
12/17/84	Mia	L	21-28	9/16/07	Mia	W	37-20
11/22/87	Dal	L	14-20	11/24/11	Dal	W	20-19
11/19/89	Dal	L	14-17	11/22/15	Mia	W	24-14

★ INSIDE THE SERIES HISTORY ★

The Dallas Cowboys and Miami Dolphins have faced off 14 times, including Super Bowl VI. In the 1970s, 80s and 90s, the two teams played each other at least three times. The first ever meeting between the two teams was Super Bowl VI in New Orleans following the 1971 NFL season.

In the 14 games of the series there has been:

- * One shutout - Dallas 20, Miami 0 (11/25/99)
- * 289 points scored by the Cowboys and 251 given up
- * One Super Bowl - VI in New Orleans (1/16/72)
- * Two Dallas wins in Miami - 29-10 (10/27/96), 24-14 (11/22/15)
- * Three Dallas wins by 19-or-more points.
- * Four Thanksgiving Day games - 2-2 Dallas record
- * A four-game losing streak by Dallas, from 1984-1993
- * A three-game winning streak by Dallas, from 2007-present
- * An 8-5 record for the road team
- * Dallas averaging 25.4 points-per-road game and yielding 19.0
- * Dallas averaging 17.25 points-per-home game and yielding 19.1

★ SOLD OUT STADIUMS ★

The Cowboys have played in front of sold out stadiums in 474 of their last 476 games (including playoffs) and in 276 consecutive games. They played in front of sold out crowds in 153 consecutive games at Texas Stadium (including playoffs) - dating back to Dec. 16, 1990 against Phoenix, their last home non-sellout. Dallas opened what is now named AT&T Stadium with the largest crowd to witness a regular season NFL game with 105,121 tickets distributed and have 85 straight sellouts (including playoffs). The Cowboys have sold out each of their last 238 home games.

On the road, Dallas has played in front of sold out crowds in 135 straight games (including playoffs), dating back to its last road non-sellout - at Arizona (10/20/02).

★ HOME COOKING ★

Since AT&T Stadium opened in 2009, Dallas has posted a 45-36 record at home. However, since 2016, the Cowboys have utilized their home field advantage, going 18-7 at AT&T Stadium, which is tied for the third-most wins at home and is the fourth-highest win percentage (.720), including a 35-17 season-opening win against the Giants in Week 1.

NFL Team Home Wins Since 2016

Team	Games	W	L	Win %
New England	25	21	4	.840
Kansas City	24	19	5	.792
Philadelphia	25	19	6	.760
Dallas	25	18	7	.720
Minnesota	25	18	7	.720
New Orleans	25	18	7	.720
Seattle	25	18	7	.720
Baltimore	25	18	7	.720

★ GETTING TO FIVE HUNDRED ★

The Dallas Cowboys notched the franchise's 500th regular season win after a victory at the N.Y. Giants (12/10/17). Dallas reached that mark in 879 games, second-fastest all-time in NFL history only to Chicago's league-best 863 games. The win also served as Jerry Jones' 250th regular season win as the Dallas Cowboys Owner, President and General Manager:

Fastest to 500 Wins (Regular Season) - NFL History

Team	Founded	500th Win	Games	All-Time Win Total
Chicago	1920	11/17/85	863	762-584-42
Dallas	1960	12/10/17	879	514-380-6
New England	1960	12/30/18	900	502-391-9
San Francisco	1950	10/20/13	929	534-472-14
N.Y. Giants	1925	12/11/94	935	692-598-33
Indianapolis	1953	12/5/16	946	517-460-7
Green Bay	1921	11/13/94	962	745-571-38
LA Rams	1937	11/18/07	969	570-562-21
Washington	1932	9/12/04	979	600-592-28
Pittsburgh	1933	9/16/07	998	623-546-21
Philadelphia	1933	11/15/10	1,059	573-598-25
Detroit	1930	10/2/11	1,125	560-658-33
Arizona	1920	9/30/12	1,228	553-744-41

★ AT&T STADIUM RECORD... ★

In 2018 the Dallas Cowboys reached a milestone with their 10th season in what is now AT&T Stadium. Last season the Cowboys finished the regular season 7-1 record at home - tied for the most wins and best record in a single season all-time at AT&T Stadium with the 2016 team.

Dallas' first game at the venue was on Sept. 20, 2009 - a 31-33 loss to the N.Y. Giants. The club's first win came a week later with a 21-7 decision over Carolina. Overall, Dallas owns a 45-36 regular season record - 3-1 postseason - and a 48-37 overall mark at home in AT&T Stadium. Below is a breakdown of the club's record on their home turf:

Regular season	45-36
Postseason	3-1
Overall	48-37

	Regular	Post
September	12-5	
October	8-11	
November	15-10	
December	8-9	
January	2-1	3-1

Playing at noon	14-8
Playing at 3:30	16-17
Playing in prime time	15-11

Thursday	6-5
Saturday	0-2
Sunday	36-25
Monday	3-4

Fully closed stadium	30-23
Fully open stadium	8-8
Roof open, doors closed	2-4
Roof closed, doors open	5-1

Playing against the NFC East	17-14
Playing against the NFC (non-NFC East)	16-14
Playing against the AFC	12-8

Team-by-team							
Team	W	L	Pct	Team	W	L	Pct
Arizona	0	1	.000	New England	0	1	.000
Atlanta	1	1	.500	New Orleans	2	2	.500
Baltimore	1	0	1.000	N.Y. Giants	6	5	.545
Buffalo	1	0	1.000	N.Y. Jets	0	1	.000
Carolina	1	1	.500	Oakland	2	0	1.000
Chicago	1	2	.333	Philadelphia	4	6	.400
Cincinnati	1	0	1.000	Pittsburgh	1	0	1.000
Cleveland	1	0	1.000	San Francisco	0	1	.000
Denver	0	1	.000	Seattle	2	2	.500
Detroit	3	1	.750	Tampa Bay	3	0	1.000
Green Bay	0	2	.000	Tennessee	0	2	.000
Houston	1	0	1.000	Washington	7	3	.700
Indianapolis	1	0	1.000				
Jacksonville	1	1	.500	Postseason			
Kansas City	1	0	1.000	Detroit	1	0	1.000
LA Chargers	0	2	.000	Green Bay	0	1	.000
LA Rams	2	1	.667	Philadelphia	1	0	1.000
Miami	1	0	1.000	Seattle	1	0	1.000
Minnesota	1	0	1.000				

The Cowboys 7-1 home mark in 2018 tied the 2016 team for the best home record by a Cowboys team since the stadium opened in 2009:

Most Single Season Wins at AT&T Stadium - Dallas Cowboys

Season	Wins	Consec. Wins	Home Record
2016	7	7	7-1
2018	7	4	7-1
2009	6	5	6-2
2011	5	4	5-3
2013	5	3	5-3

378.9 25.8 4.61

Dallas' offense has averaged 378.9 yards-per-game at AT&T Stadium - fourth-most at home since 2009.

The Cowboys are scoring 25.8 points-per-game at home since moving into AT&T Stadium - sixth in the NFL.

Dallas has averaged 4.61 yards-per-rush at home since 2009, second in the NFL.



★ THE DALLAS COWBOYS - A CHAMPIONSHIP TRADITION ★

SUPER BOWL CHAMPIONSHIPS

New England Patriots	6
Pittsburgh Steelers	6
DALLAS COWBOYS	5
San Francisco 49ers	5
Green Bay Packers	4
New York Giants	4
Denver Broncos	3
Oakland Raiders	3
Washington Redskins	3

SUPER BOWL APPEARANCES

New England Patriots	11
DALLAS COWBOYS	8
Pittsburgh Steelers	8
Denver Broncos	8
San Francisco 49ers	6
Green Bay Packers	5
Miami Dolphins	5
New York Giants	5
Oakland Raiders	5
Washington Redskins	5

POSTSEASON VICTORIES

New England Patriots	37
Pittsburgh Steelers	36
DALLAS COWBOYS	35
Green Bay Packers	34
San Francisco 49ers	30
Oakland Raiders	25
New York Giants	24

POSTSEASON APPEARANCES

DALLAS COWBOYS	33
New York Giants	32
Green Bay Packers	32
Pittsburgh Steelers	31
Cle./StL/LA Rams	29
Minnesota Vikings	29
Indianapolis Colts	28
Chicago Bears	26
New England Patriots	26
Philadelphia Eagles	26
San Francisco 49ers	25

POSTSEASON GAMES

DALLAS COWBOYS	63
Pittsburgh Steelers	61
New England Patriots	57
Green Bay Packers	56
San Francisco 49ers	50
New York Giants	49
Minnesota Vikings	49

CONSEC. POSTSEASON APPEARANCES

New England Patriots (2009-18) ...	10
DALLAS COWBOYS (1975-83) ...	9
Indianapolis Colts (2002-10)	9
DALLAS COWBOYS (1966-73) ...	8
Pittsburgh Steelers (1972-79)	8
Los Angeles Rams (1973-80)	8
San Francisco 49ers (1983-90)	8

CONSECUTIVE WINNING SEASONS

DALLAS COWBOYS (1966-85)	20
New England Patriots (2001-18) ...	18
Oakland Raiders (1965-80)	16
San Francisco 49ers (1983-98) ...	16
Chicago Bears (1930-44)	15
Green Bay Packers (1934-47)	14

ALL-TIME REGULAR SEASON WINNING %

DALLAS COWBOYS	0.575
Chicago Bears	0.566
Green Bay Packers	0.566
New England Patriots	0.562
Miami Dolphins	0.555
Baltimore Ravens	0.547

42 SEASONS OF 500-OR-BETTER	33 POSTSEASON APPEARANCE	24 DIVISION TITLES	16 NFL/NFC CHAMPIONSHIP GAME FINALIST	8 NFC CHAMPIONSHIPS	5 SUPER BOWL CHAMPIONSHIPS
1965 1982 2009 1966 1983 2011 1967 1984 2012 1968 1985 2013 1969 1991 2014 1970 1992 2016 1971 1993 2017 1972 1994 2018 1973 1995 1974 1996 1975 1998 1976 1999 1977 2003 1978 2005 1979 2006 1980 2007 1981 2008	1966 1991 1967 1992 1968 1993 1969 1994 1970 1995 1971 1996 1972 1998 1973 1999 1975 2003 1976 2006 1977 2007 1978 2009 1979 2014 1980 2016 1981 2018 1982 1983 1985	1966 1992 1967 1993 1968 1994 1969 1995 1970 1996 1971 1998 1973 2007 1976 2009 1977 2014 1978 2016 1979 2018 1981 1985	1966 1975 1992 1967 1977 1993 1970 1978 1994 1971 1980 1995 1972 1981 1973 1982	1970 1992 1971 1993 1975 1995 1977 1978	1971 1992 1977 1993 1995



★ PRO BOWL COWBOYS ★

Over the previous nine drafts, Dallas has selected 12 player that have gone on to make at least one Pro Bowl - second most in the NFL over that span (Kansas City, 13). Since 1989 Dallas has sent 53 different players to the Pro Bowl, and of those, Dallas drafted 37. Additionally, Cowboys draft picks have been selected to 73 Pro Bowls since 2002 (24 different players), which is 19 more than any other team over that span (Kansas City, 54):

COWBOYS PRO BOWL DRAFT PICKS SINCE 2002 (BY YEAR DRAFTED)

2002: Roy Williams (5)
 2002: Andre Gurode (5)
 2003: Terence Newman (2)
 2003: Jason Witten (11)
 2005: DeMarcus Ware (9 - 7 with Dallas)
 2005: Marion Barber (1)
 2005: Jay Ratliff (4)
 2006: Jason Hatcher (1)
 2007: Anthony Spencer (1)
 2007: Nick Folk (1)
 2008: Mike Jenkins (1)
 2008: Martellus Bennett (1 - with Chicago)



2010: Dez Bryant (3)
 2010: Sean Lee (2)
 2011: Tyron Smith (6)
 2011: DeMarco Murray (3 - 2 with Dallas)
 2011: Wayne Harris (1 - with N.Y. Giants)
 2013: Travis Frederick (4)
 2014: Zack Martin (5)
 2014: DeMarcus Lawrence (2)
 2015: Byron Jones (1)
 2016: Dak Prescott (2)
 2016: Ezekiel Elliott (2)
 2018: Leighton Vander Esch (1)



Since the start of 2016, Dak Prescott is responsible for 17 total touchdowns (14 passing, three rushing) when the game is within seven points in the fourth quarter or overtime, tied with Matt Ryan for the third-most in the NFL over that span, trailing only Russell Wilson (19) and Drew Brees (18).

**regular season only*

★ RAYNEING TOUCHDOWNS... ★

Rayne Dakota Prescott is responsible for 92 combined rushing and passing touchdowns through his first 50 NFL games, which is tied for ninth in NFL history at the quarterback position:

Combined Touchdowns in a QBs First 50 Career Games

Player	TDs	Player	TDs
Dan Marino	116	Peyton Manning	95
Johnny Unitas	104	Cam Newton	93
Kurt Warner	102	Dak Prescott	92
Andrew Luck	101	Carson Palmer	92
Daunte Culpepper.....	99	Dave Krieg	92
Mathew Stafford.....	96	Aaron Rodgers	91

★ CLUTCH GENE ★

Dak Prescott has also demonstrated an ability to perform his best when the game is on the line, delivering for his team when they are trailing in games - exhibited by his 29 career go-ahead touchdown passes, ninth most since the start of 2016. Prescott has also rushed for eight go-ahead touchdowns, giving him 37 total - second-most since 2016:

Go-Ahead Touchdowns by QBs Since 2016

Player	Team	Pass TD	Rush TD	Total TDs
Russell Wilson	SEA	37	2	39
Dak Prescott	DAL	29	8	37
Matt Ryan	ATL	35	0	35
Aaron Rodgers	GB	32	2	34
Kirk Cousins	MIN	30	3	33

★ THE FINISHER ★

Dating back to his rookie season in 2016, Dak Prescott has proven himself to be strong in clutch late-game moments. Since the start of 2016, Prescott is responsible for 17 total touchdowns when the game is within seven points in the fourth quarter or overtime, tied for the third-most in the NFL over that span:

Most TDs in the 4th Qtr & OT, +/- 7 Points - NFL, 2016-18

Player	Pass Yds	Pass TD	Rush Yds	Rush TD	Total Yds	Total TD
R. Wilson, Sea.....	2,186	19	284	0	2,470	19
D. Brees, NO.....	1,713	14	5	4	1,718	18
D. Prescott, Dal.....	2,055	14	97	3	2,152	17
M. Ryan, Atl.....	1,986	16	43	1	2,029	17
D. Carr, Oak	1,870	16	4	0	1,874	16

★ FOURTH QUARTER WINS ★

Since taking over as the Dallas Cowboys starting quarterback in 2016, Dak Prescott has engineered his share of fourth quarter wins for the club. Included in his 33 regular season wins as a starter are nine occasions in which he led the team to victory when the club was tied or trailing in the fourth quarter or overtime. Prescott's nine wins are the fifth-most by a Dallas signal caller, with five of those wins coming as a rookie in 2016 and four in 2018:

Most 4th Quarter/OT Wins - Cowboys

Quarterback	Wins	Quarterback	Wins
Tony Romo.....	24	Danny White	11
Troy Aikman	15	Dak Prescott.....	9
Roger Staubach.....	13		

Below is a look at each of Prescott's nine games in which the game was tied or the team trailed to pull out the win and his 4th quarter/OT stats:

Date	Opp	Score	Time Left	Att	Com	Yds	TD	Int	Final Score
9/18/16	@Was	20-23	15:00	7	6	66	0	0	27-23
10/30/16	PHI*	13-23	7:48	20	11	135	2	0	29-23
11/13/16	@Pit	29-30	0:42	11	10	83	0	0	35-30
12/1/16	@Min	7-9	14:11	4	2	26	1	0	17-15
12/18/16	TB	17-20	15:00	6	6	41	0	0	26-20
9/30/18	DET	23-24	2:17	11	7	99	0	0	26-24
11/18/18	@Atl	19-19	1:52	6	4	45	0	0	22-19
12/9/18	PHI*	23-23	1:39	12	11	94	1	0	29-23
12/30/18	@NYG	28-32	3:21	10	5	78	1	0	36-35

**italics indicate overtime and are reflected in the stats totals*

Prescott has also secured 14 game-winning drives in his career to tie for fourth all-time in club history:

Career Game-Winning Drives

Player	Drives
Tony Romo.....	29
Roger Staubach.....	21
Troy Aikman	20
Danny White	14
Dak Prescott.....	14

Amongst all NFL quarterbacks, Prescott owns the most game-winning drives from 2016-18:

Game-Winning Drives - NFL (2016-18)

Player	Drives
Dak Prescott, Dal	14
Drew Brees, NO.....	13
Matthew Stafford, Det.....	13

Additionally, Prescott's 14 game-winning drives are the most by any NFL QB in his first three seasons to start a career, since 1970:

Game-Winning Drives - First Three Seasons

Player	Drives
Dak Prescott, Dal	14
Matt Ryan, Atl	13
Derek Carr, Oak.....	12
Russell Wilson, Sea.....	12

★ DAK'S RECORD WHEN... ★

Since taking over as Dallas' starting quarterback in 2016, Dak Prescott has compiled a 34-16 regular season record in 50 career starts, and is 1-2 in the postseason. Below is a look at Prescott's record under several different circumstances:

	Regular	Post
Playing at home:	18-7	1-1
Playing on the road:	16-9	0-1
Playing indoors:	18-8	1-1
Playing outdoors:	16-8	0-1
Playing against the NFC East:	15-5	
Playing against the NFC (non-NFC East):	12-6	1-2
Playing against the AFC:	7-5	
Playing on Thursday:	5-1	
Playing on Sunday:	27-14	1-2
Playing on Monday night:	2-1	
Playing on artificial turf:	22-12	1-1
Playing on natural grass:	12-4	0-1
Offense totals over 300 yards:	29-5	1-2
Throws for over 300 yards:	6-0	0-1
Throws for 200-299 yards:	22-8	1-1
Attempts more than 30 passes	16-12	1-2
Throws only one touchdown:	10-4	1-1
Throws more than one touchdown:	19-4	0-1
Completes 60.0%-or-more of his passes:	31-10	1-2
Averages more than 7.0 yards-per-attempt:	26-4	0-2
Has more than one Big Play (25+) passing:	19-4	1-1
Throws no interceptions:	29-5	0-1
Throws one interception:	3-4	1-1
Throws more than one interception:	2-7	
Records at least 100.0 passer rating:	25-1	0-1
Commits no turnovers:	25-2	0-1
Against teams with winning record:	12-8	1-2
Against teams with .500 record:	8-3	
Against teams with losing record:	14-5	
Has at least one rush attempt:	33-14	1-2
Has more than five rush attempts:	13-4	1-0
Sacked one time-or-less:	17-3	1-1
Sacked more than once:	17-13	0-1
September:	8-4	
October:	7-4	
November:	10-4	
December:	9-3	
January:	0-1	1-2

Team-by-team							
Team	W	L	Pct	Team	W	L	Pct
Arizona	1	0	1.000	Minnesota	1	0	1.000
Atlanta	1	1	.500	New Orleans	1	0	1.000
Baltimore	1	0	1.000	N.Y. Giants	5	2	.714
Carolina	0	1	.000	Oakland	1	0	1.000
Chicago	1	0	1.000	Philadelphia	4	2	.667
Cincinnati	1	0	1.000	Pittsburgh	1	0	1.000
Cleveland	1	0	1.000	San Francisco	2	0	1.000
Denver	0	1	.000	Seattle	0	2	.000
Detroit	2	0	1.000	Tampa Bay	2	0	1.000
Green Bay	1	1	.500	Tennessee	0	1	.000
Houston	0	1	.000	Washington	6	1	.833
Indianapolis	0	1	.000				
Jacksonville	1	0	1.000	Postseason			
Kansas City	1	0	1.000	Green Bay	0	1	.000
LA Chargers	0	1	.000	L.A. Rams	0	1	.000
LA Rams	0	1	.000	Seattle	1	0	1.000

★ DAK TO THE FUTURE ★

Now in his fourth pro season, Dak Prescott ranks sixth in passing yards (11,550), completions (1,026) and attempts (1,537), ranks sixth in wins (34), seventh in passing touchdowns (74) and is third in yards-per-attempt (7.51) in regular season team history:

Dallas Cowboys All-Time QB Chart

WINS AS STARTER

Troy Aikman	94
Roger Staubach	85
Tony Romo	78
Danny White	62
Don Meredith	47
Dak Prescott	34

PASSING YARDS

Tony Romo	34,183
Troy Aikman	32,942
Roger Staubach	22,700
Danny White	21,959
Don Meredith	17,199
Dak Prescott	11,550

ATTEMPTS

Troy Aikman	4,715
Tony Romo	4,335
Roger Staubach	2,958
Danny White	2,950
Don Meredith	2,308
Dak Prescott	1,537

PASSING TOUCHDOWNS

Tony Romo	247
Troy Aikman	165
Danny White	155
Roger Staubach	153
Don Meredith	135
Craig Morton	80
Dak Prescott	74

COMPLETIONS

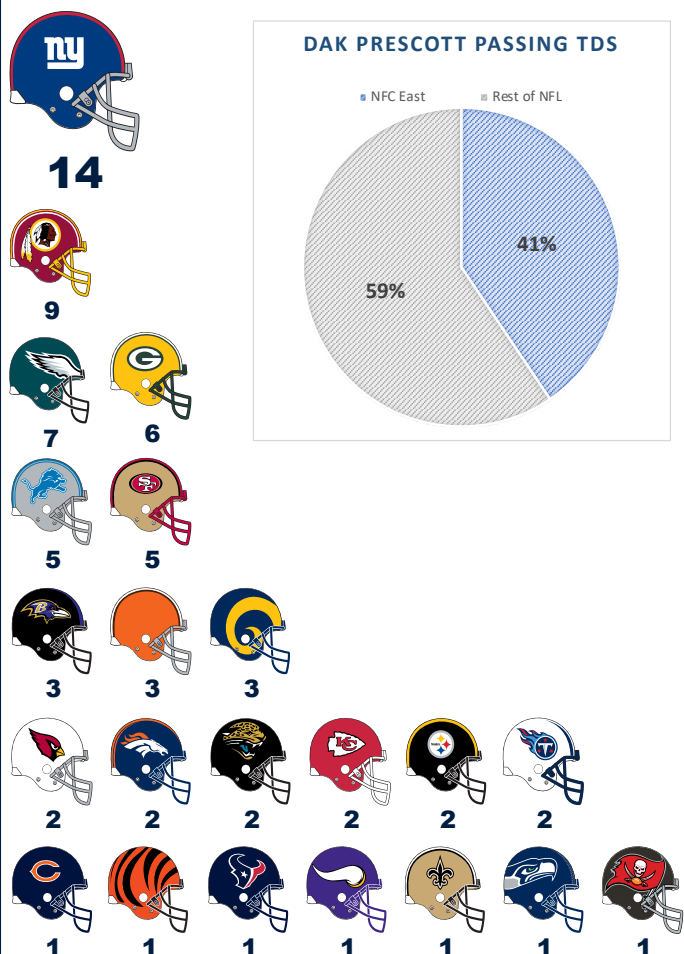
Troy Aikman	2,898
Tony Romo	2,829
Danny White	1,761
Roger Staubach	1,685
Don Meredith	1,170
Dak Prescott	1,026

YARDS-PER-ATTEMPT

Tony Romo	7.89
Roger Staubach	7.67
Dak Prescott	7.51
Don Meredith	7.45
Danny White	7.44

★ PRESCOTT TDS BY TEAM ★

Dak Prescott has thrown a touchdown pass against 22 of the other 31 NFL teams in the regular season. Below is a team-by-team breakdown of his touchdowns through the air:



★ PRESCOTT TARGETS ★

In the midst of his young career, Dak Prescott has completed 1,026-of-1,537 passes for 11,550 yards with 74 touchdowns in 50 regular season games played behind center. Below is a breakdown of Dak's targets by position and player:

Position Breakdown					
Comp.	Yds	TD	Comp.	Yds	TD
WR.....600	7,611	51	RB.....191	1,645	7
TE.....224	2,231	16	FB.....11	63	0

Player Breakdown by Completions							
Player	Com	Yds	TD	Player	Com	Yds	TD
C. Beasley.....	174	1,774	12	T. Austin.....	9	148	2
E. Elliott.....	138	1,218	6	N. Brown.....	9	87	0
J. Witten.....	138	1,263	9	R. Cobb.....	9	93	1
D. Bryant.....	119	1,634	14	A. Morris.....	9	53	0
T. Williams.....	97	1,162	3	K. Smith.....	8	46	0
A. Cooper.....	63	875	8	R. Switzer.....	5	39	0
M. Gallup.....	46	733	2	J. Hanna.....	4	88	1
G. Swaim.....	33	328	1	R. Gathers.....	3	45	0
B. Jarwin.....	31	368	4	G. Escobar.....	3	23	1
B. Butler.....	30	533	6	D. Smith.....	3	74	1
R. Smith.....	29	266	1	L. Whitehead.....	2	40	0
A. Hurns.....	20	295	2	J. Olawale.....	2	13	0
D. Thompson.....	14	124	0	D. McFadden.....	2	6	0
L. Dunbar.....	13	103	0	T. Pollard.....	1	3	0
D. Schultz.....	12	116	0				

Prescott has thrown 74 touchdown passes - good for seventh all-time in team history. Below is his individual touchdown totals:

Player	TDs	Player	TDs
Dez Bryant.....14		Michael Gallup.....2	
Cole Beasley.....12		Allen Hurns.....2	
Jason Witten.....9		Randall Cobb.....1	
Brice Butler.....6		Gavin Escobar.....1	
Amari Cooper.....8		James Hanna.....1	
Ezekiel Elliott.....6		Rod Smith.....1	
Blake Jarwin.....4		Geoff Swaim.....1	
Terrance Williams.....3		Devin Smith.....1	
Tavon Austin.....2			

**italics indicate current Cowboy*

★ TOUCHDOWN BREAKDOWN ★

Dak Prescott has thrown 74 touchdown passes. Below is a look at Dak's touchdown totals by quarter, down and distance:

Quarter	Down	Distance
1st Quarter.....11	1st Down.....24	0-9 Yards.....25
2nd Quarter.....28	2nd Down.....29	10-19 Yards.....18
3rd Quarter.....13	3rd Down.....20	20-29 Yards.....15
4th Quarter.....20	4th Down.....1	30-39 Yards.....5
OT.....2		40-49 Yards.....2
		50+ Yards.....9

★ QB WINS ★

In three-plus seasons as the starting quarterback of the Dallas Cowboys, Dak Prescott has proven to be a winner, as his 34 victories are already tied for sixth in team history. He has had a winning record in each of his first three seasons, as his 13 wins in 2016 were the most by a rookie quarterback in NFL history, followed up by a 9-7 record in 2017, a 10-6 mark in 2018 and a 2-0 start to 2019.

Overall, Prescott's 34 wins are second behind only Tom Brady in the NFL from 2016-19:

Wins by Starting QB - 2016-19	
Player	Wins
Tom Brady, NE.....	37
Dak Prescott, Dal.....	34

Prescott's 34 wins from 2016-18 are also tied for seventh by an NFL quarterback in his first 50 starts in league history:

QB Wins Through 50 Starts		
Player	Wins	Win%
Tom Brady.....	38	0.760
Russell Wilson.....	36	0.720
Ben Roethlisberger.....	36	0.720
Kurt Warner.....	35	0.700
Tony Romo.....	35	0.700
Matt Ryan.....	35	0.700
Dak Prescott.....	34	0.680
Phillip Rivers.....	34	0.680

★ QBS MULTIPLE TOUCHDOWNS ★

In seven games in 2016, Dak Prescott tossed at least two touchdowns to tie for fourth by a rookie in NFL history. He had six multi-touchdown passing games in 2018, two to start 2019, and his 23 total games rank fifth in franchise history:

Multiple-Touchdown Games			
Player	Games	Player	Games
Tony Romo.....	79	Troy Aikman.....	43
Roger Staubach.....	48	Don Meredith.....	41
Danny White.....	44	Dak Prescott.....	23

Prescott also notched four games with three-plus touchdown passes in 2016 that tied the most by a rookie quarterback in NFL history. It also tied the eighth-most in the NFL in 2016 by any league quarterback.

After four more in 2017, two in 2018, and two to start 2019, he has 12 in total - fifth on the team's all-time three-touchdown games list:

Three-Touchdown Games			
Player	Games	Player	Games
Tony Romo.....	40	Don Meredith.....	14
Danny White.....	20	Dak Prescott.....	12
Roger Staubach.....	17	Troy Aikman.....	10

★ QB RATINGS AT 100.0 ★

Dak Prescott established the most games with a 100.0 rating by a quarterback in a season in team history with 11 in 2016:

Single-Season 100.0 QB Rating Games		
Player	Games	Season
Dak Prescott*.....	11	2016
Tony Romo.....	10	2007
Tony Romo.....	10	2014

**denotes rookie*

Prescott had eight games in 2018, two in 2019, and his 26 games with at least a 100.0 rating are tied for fifth in team history:

Career 100.0 QB Rating Games			
Player	Games	Player	Games
Tony Romo.....	67	Danny White.....	33
Troy Aikman.....	44	Dak Prescott.....	26
Roger Staubach.....	37	Craig Morton.....	24

Prescott's 24 games with at least a 100.0 rating from 2016-18 are tied with Russell Wilson (2012-14) for the most games by a quarterback in his first three seasons in NFL history:

100.0 QB Rating Games - First Three Seasons		
Player	Games	Seasons
Russell Wilson.....	24	2012-14
Dak Prescott.....	24	2016-18
Dan Marino.....	19	1983-85
Carson Palmer.....	19	2004-06
Joe Flacco.....	19	2008-10

★ QB RECORD SETTER ★

Dak Prescott established numerous records in each of his first three seasons since becoming the quarterback of the Dallas Cowboys in 2016. He continued as a record-setter during his third season under center, setting the following records in 2018:

Dak Prescott QB Records Set - 2018	
Team Record Set	Total
Started 16 Games in each of First 3 Seasons.....	
Most Wins by a QB in First Three Seasons.....	32
Most Game Winning Drives, First 3 Seasons.....	14 [^]
Most Games w/100.0 QB Rating, First 3 Seasons.....	24 [^]
3,000 Pass Yds in First Three Seasons.....	3
20 Passing TDs in First Three Seasons.....	3
20 Pass TDs & 5 Rush TDs in Each of First 3 Seasons.....	1 [^]
Most Career Games w/2 Pass TDs & 1 Rush TD.....	7
Most Completions, Single Game.....	42
Most Passing First Downs, Single Game.....	23 [*]
Most Rush Attempts by a QB, Single Season.....	75
Most Rush TDs by a QB in a Single Season.....	6 [*]

[^]indicates NFL record

[%]indicates tied NFL record

^{*}indicates tied team record

★ DAKOTA THE DUDE ★

Dak Prescott had a career-year in 2018, establishing single-season bests in attempts (526), completions (356) and passing yards (3,885). Additionally, his completions were second in team history, his completion percentage (67.7) was fourth, his attempts were fifth, passing yards were sixth and quarterback rating was eighth (96.9) all-time:

Dallas Cowboys Single-Season Passing Leaders - Yards									
Player	Season	Att	Cmp	Pct	Yds	TD	Int	Rate	
Tony Romo	2012	648	425	65.6	4,903	28	19	90.5	
Tony Romo	2009	550	347	63.1	4,483	26	9	97.6	
Tony Romo	2007	520	335	64.4	4,211	36	19	97.4	
Tony Romo	2011	522	346	66.3	4,184	31	10	102.5	
Danny White	1983	533	334	62.7	3,980	29	23	85.6	
Dak Prescott	2018	526	356	67.7	3,885	22	8	96.9	

★ EARLY RISER ★

At the N.Y. Giants (12/30/18) Dak Prescott topped 22 passing touchdowns on the season - tying his 2017 season for the second-most in his career. By doing so, he joined Tony Romo as only the second quarterback in team history to accumulate 20 passing touchdowns in three consecutive seasons. He is tied for the third-most seasons with at least 20 touchdowns:

Seasons with at least 20 Passing TDs		
Player	Total	Consec.
Tony Romo	7	4 (2011-14), 3 (07-09)
Danny White	4	2 (1980-81)
Dak Prescott	3	3 (2016-18)
Don Meredith	3	2 (1965-66)
Roger Staubach	3	2 (1978-79)
Troy Aikman	1	
Drew Bledsoe	1	
Craig Morton	1	

Prescott also became only the third player in NFL history - first Cowboy - to throw for at least 22 touchdowns in each of his first three seasons.

22-or-More Pass TDs in First Three Seasons

Player	Seasons
Peyton Manning	3, 1998-00
Andrew Luck	3, 2012-14
Dak Prescott	3, 2016-18

★ OPENING ACT ★

In the 2019 opener, Dak Prescott recorded a perfect passer rating (158.3), completing 25-of-32 passes for 405 yards and four touchdowns, becoming only the second Cowboys quarterback to record a perfect passer rating in team history, joining Craig Morton. He is also one-of-four players in NFL history to record a game with 400 passing yards, four passing touchdowns and a perfect passer rating:

Perfect Passer Rating, 400 yards and 4 TDs					
Date	Player	Team	Yards	TDs	Rating
9/8/19	Dak Prescott	DAL	405	4	158.3
9/27/18	Jared Goff	LAR	465	5	158.3
11/3/13	Nick Foles	PHI	406	7	158.3
11/2/86	Ken O'Brien	NYJ	431	4	158.3

Additionally, Prescott is the fourth quarterback to register a 158.3 passer rating, the highest attainable mark, on 30-or-more pass attempts in NFL history, joining Jared Goff (33 attempts on 9/27/18), Ken O'Brien (32 attempts on 11/2/86) and Kurt Warner (30 attempts on 10/1/00).

He has thrown seven touchdowns through the first two games of 2019, which is only the second time a Cowboys quarterback has accomplished the feat:

Touchdown Passes Through Two Games						
Season	Player	Att	Com	Yards	TDs	Rating
2019	Dak Prescott	62	51	674	7	142.9
1966	Don Meredith	46	22	511	7	127.8
2007	Tony Romo	53	29	531	6	119.3
1967	Don Meredith	51	30	448	6	118.7
1978	Roger Staubach	50	34	492	6	114.3
1982	Danny White	68	45	613	6	99.7

★ RAYNE MAN ★

Rayne Dakota "Dak" Prescott has proven to be a threat with his feet during his young career through his first 50 games, he has surpassed 1,000 career rushing yards (1,025) - the fourth Cowboys quarterback to reach that milestone. Prescott did it in 50 games, tying Roger Staubach for the fewest games to the mark.

Overall, Prescott is second in rushing scores (18), third in rushing yards (1,025) and fifth in carries (198) among Cowboys quarterbacks all-time:

All-Time Dallas Cowboys QB Rushing Yard Leaders

Player	Att	Yards	Avg	Long	TD
Roger Staubach	410	2,264	5.5	33	20
Don Meredith	242	1,216	5.0	28	15
Dak Prescott	198	1,025	5.2	42	18
Troy Aikman	327	1,016	3.1	25	9

Prescott has notched 18 rushing scores since his rookie season, most by any NFL quarterback from 2016-18:

QB Rush TDs - 2016-18

Player	Rush TDs
Dak Prescott, Dal	18
Cam Newton, Car	15
Tyrod Taylor, Buf/Cle	11

Prescott's 18 rushing touchdowns are tied for fifth in NFL history through the first 50 games of a quarterback's career:

QB Rush TDs - First 50 Games

Player	Rush TDs
Cam Newton, Car	28
Daunte Culpepper, Min	25
Steve McNair, Ten	19
Steve Grogan, NE	19
Dak Prescott, Dal	18
Bobby Douglass, Chi	18

Prescott has set various rushing records by a Cowboys QB:

Dak Prescott QB Rushing Records

Team Record Set	Total	Year
Rush Yards by a QB, Single Season	357	2017
Rush TDs by a QB, Single Season	6	16-18
Rush Atts by a QB, Single Season	75	2018
Rush Atts by a Rookie QB, Single Season	57	2016
Longest Rush by a QB	42	2019

★ THROWING BOMBS ★

Prescott was one of only five quarterbacks in the NFL with at least two long throws of 75-plus yards in 2018, joining Ben Roethlisberger (four), Patrick Mahomes (two), Nick Mullens (two) and Matt Ryan (two):

Multiple Passes of 75-plus Yards

Player	Passes of 75+
Ben Roethlisberger, Pit	4
Dak Prescott, Dal	2
Patrick Mahomes, KC	2
Nick Mullens, SF	2
Matt Ryan, Atl	2

In the first game of 2019, Prescott continued to stretch the field with increased accuracy, completing five passes of 25-plus yards, tied for the fifth-most in a single-game in team history and the most in a season-opener in team history. The five big play completions boosted Prescott's yards-per-attempt to 12.66, the highest single-game average of his career and the sixth-highest single-game average in Cowboys history (minimum 25 attempts):

Player	Date	Att	Com	Yards	Avg	Lng	TD
D. Meredith	10/9/66	26	19	394	15.15	--	5
T. Romo	10/6/13	36	25	506	14.06	82t	5
D. Meredith	11/13/66	29	21	406	14.00	--	2
T. Romo	9/13/09	27	16	353	13.07	80t	3
T. Romo	11/4/07	25	20	324	12.96	53	3
D. Prescott	9/8/19	32	25	405	12.66	62	4

★ 1,000 COMPLETIONS ★

Dak Prescott reached 1,000 career completions in the 2019 season-opening game versus the N.Y. Giants, doing so in only 49 career games. He is one-of-17 quarterbacks in NFL history to reach 1,000 completions in fewer than 50 career games, and he is tied for the fastest Cowboys quarterback to the mark, reaching the plateau in the same number of starts as Tony Romo:

Fewest Starts to 1,000 Completions

Player	Com	Att	Pct	Starts
Dak Prescott	1,000	1,507	66.4	49
Tony Romo	1,013	1,610	62.3	49
Troy Aikman	1,004	1,652	60.1	58
Danny White	1,009	1,663	60.1	58
Roger Staubach	1,013	1,769	57.3	75

★ FOUR STAR RATING ★

Dak Prescott reached 1,500 pass attempts in the first week of 2019, qualifying him for the all-time NFL passing record books. Among his notable achievements at this early stage in his career, Prescott ranks third in the NFL annals in QB Rating, ahead of any other Cowboys quarterback:

All-Time Quarterback Rating

Player	Att	Cmp	Pct	Yds	TD	Int	TD/INT Ratio	Rate
Aaron Rodgers ..	5,556	3,600	64.8	43,356	341	80	4.26	103.1
Russell Wilson ...	3,316	2,138	64.5	26,119	201	63	3.19	100.9
Dak Prescott	1,537	1,026	66.8	11,550	74	26	2.85	98.0
Tom Brady	9,439	6,048	64.1	71,119	522	171	3.05	97.8
Drew Brees	9,831	6,621	67.3	74,845	522	235	2.22	97.7
Tony Romo	4,335	2,289	65.3	34,183	248	117	2.12	97.1
Steve Young	4,149	2,667	64.3	33,124	232	107	2.17	96.8
Peyton Manning ..	9,380	6,125	65.3	71,940	539	251	2.15	96.5
Phillip Rivers	7,070	4,564	64.6	55,282	377	180	2.09	95.6
Kirk Cousins	2,744	1,819	66.3	20,832	131	67	1.96	94.7

★ DEEP IMPACT ★

According to Pro Football Focus, Prescott ranks second in the league in deep passing after two games in 2019, completing six-of-eight attempts of 20 yards-or-more downfield:

2019 NFL Deep Passing Stats

Player	Com	Att	Yards	TD	Att%	Rating
Tom Brady	5	6	179	3	9.4	158.3
Dak Prescott	6	8	206	4	12.9	156.3
Patrick Mahomes	10	15	389	5	19.5	149.3
Kirk Cousins	3	5	106	1	11.9	143.8
Lamar Jackson	5	9	224	2	25.8	140.0

Prescott leads the NFL in yards-per-attempt through two games, aided by nine completions of 20-plus yards, an indicator that Dallas is pushing the ball down the field successfully:

Player	Team	Att	Com	Yards	Avg	20+ Com	TD
D. Prescott	DAL	62	51	674	10.87	9	7
P. Mahomes	KC	77	55	821	10.66	14	7
L. Jackson	BAL	57	41	596	10.46	12	7
T. Brady	NE	64	44	605	9.45	10	5
R. Wilson	SEA	55	43	495	9.00	6	5

Since he entered the league in 2016, Prescott has thrown nine touchdown passes of more than 50 yards, trailing only Tom Brady and Phillip Rivers (11) over the last three-plus seasons:

Touchdown Passes of 50+ Yards Since 2016

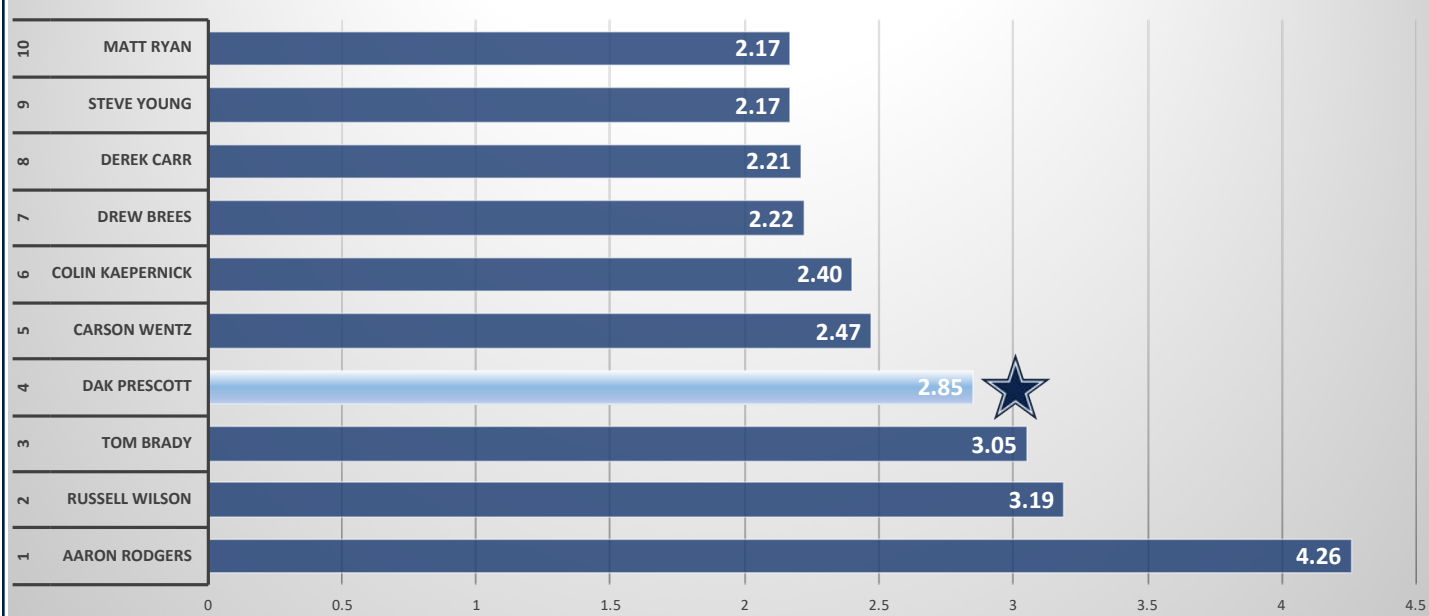
Player TDs of 50+ Yards

Tom Brady, NE	11
Phillip Rivers, LAC	11
Dak Prescott, Dal	9
Carson Wentz, PHI	9
Alex Smith, KC	9
Ben Roethlisberger, PIT	8
Patrick Mahomes, KC	8

★ TOUCHDOWN-TO-INTERCEPTION RATIO ★

Dak Prescott has shown prolific decision making in the young stages of his career, throwing only 26 interceptions against 74 touchdown passes. Prescott also knows when to tuck the ball and attack with his legs, scoring an additional 18 touchdowns on the ground in his three-plus NFL seasons. Among all qualifying quarterbacks (1,500 pass attempts), Prescott ranks fourth all-time with a 2.85 touchdown/interception ratio, and he is one-of-four quarterbacks to record less than 30 interceptions on at least 1,000 pass attempts (1,550 attempts, 26 int.), joining Tyrod Taylor (1,356 attempts, 20 int.), Robert Griffin (1,222 attempts, 26 int.) and Jared Goff (1,310 attempts, 27 int.).

HIGHEST TD/INT RATIO IN NFL HISTORY



★ ZEKE AND DESTROY ★

Ezekiel Elliott is a focal point of the Dallas Cowboys offense. His career-high 2,001 total scrimmage yards (1,434 rush; 567 receiving) were tops on the team and second in the NFL in 2018. His 133.4 scrimmage yards-per-game led the league:

2018 Scrimmage Yards Leaders

Player	Rush	Rec	Total	YPG
Saquon Barkley, NYG.....	1,307	721	2,028	126.8
Ezekiel Elliott, Dal	1,434	567	2,001	133.4
Christian McCaffrey, Car..	1,098	867	1,965	122.8
Todd Gurley, LAR.....	1,251	580	1,831	130.8
Julio Jones, Atl.....	1,212	1,677	1,689	105.6

Elliott's 2,001 scrimmage yards in 2018 rank fifth all-time in single-season team history, and he is the fourth player - fifth time - in team history to reach 2,000 yards in a season:

Dallas Cowboys Scrimmage Yards Leaders

Player	Rush	Rec	Total	YPG
DeMarco Murray, 2014 ...	1,845	416	2,261	141.3
Emmitt Smith, 1995.....	1,773	375	2,148	134.3
Emmitt Smith, 1992.....	1,713	335	2,048	128.0
Herschel Walker, 1988....	1,514	505	2,019	126.2
Ezekiel Elliott, 2018.....	1,434	567	2,001	133.4

Elliott established a career-high with 240 total scrimmage yards (152 rush; 88 receiving) against Detroit (9/30/18). It was the seventh-most yards from scrimmage by a Dallas Cowboy - fourth-highest by a running back - and was the highest output in a single game by any NFL player in 2018.

Three of his top-five career performances in scrimmage yards came in 2018:

Single-Game Scrimmage Yards - Ezekiel Elliott

Opp	Date	Rush	Rec	Total
DET	9/30/18	152	88	240
@SF	10/22/17	147	72	219
@Pit	11/13/16	114	95	209
@Atl	11/18/18	122	79	201
PHI	12/9/18	113	79	192

Elliott had two games with at least 200 scrimmage yards in 2018, the most by any NFL player last season and tied for the most by a player in a single-season in team history:

200-Plus Scrimmage Yard Games

Player	Games	Season
Herschel Walker	2	1986
Emmitt Smith	2	1993
DeMarco Murray	2	2014
Ezekiel Elliott.....	2	2018

Elliott owns four career games with at least 200 yards from scrimmage, tied for the most by a player in team history:

200-Plus Scrimmage Yard Games

Player	Games
Emmitt Smith	4
DeMarco Murray	4
Ezekiel Elliott.....	4

Elliott was the first player in the NFL in 2018 to post 200 yards from scrimmage, and he has the most games with 200-plus scrimmage yards over the last three seasons:

200-Plus Scrimmage Yard Games

Player	Games
Ezekiel Elliott, Dal.....	4
Jay Ajayi, Mia/Phi.....	3
Todd Gurley, LAR.....	3

Elliott has compiled 29 games with 100-plus yards from scrimmage over the last three seasons - most in the NFL:

100-Yard Games - 2016-18

Player	Games
Ezekiel Elliott, Dal.....	29
Todd Gurley, LAR.....	22

Elliott also owns a league-best 36 games with at least 85 scrimmage yards over the same time period:

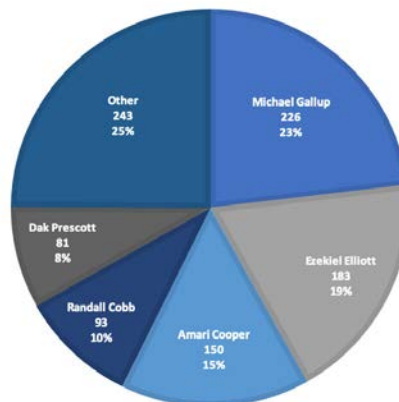
85-Plus-Yard Games - 2016-18

Player	Games
Ezekiel Elliott, Dal.....	36
Todd Gurley, LAR.....	29

★ DIVIDING UP THE PIE ★

In 2018 Ezekiel Elliott compiled 2,001 yards - equivalent to 34 percent of the Cowboys offensive output. Through two games in 2019, the Cowboys have spread the ball around more, utilizing an offensive arsenal that can attack in multiple ways:

Dallas Cowboys Offensive Breakdown - 976 Gross Yards



★ RUN & CATCH ★

Ezekiel Elliott posted his fifth career game with at least 100 rushing yards and 50 receiving yards against Philadelphia (12/9/18) to establish a club record for the most in franchise history:

100 Rush Yds & 50 Rec. Yds Games

Player	Games
Ezekiel Elliott.....	5
Tony Dorsett.....	4
Herschel Walker	4
Emmitt Smith	4

His five career games with at least 100 rushing yards and 50 receiving yards are also the most by any league rusher since he entered the NFL in 2016.

Elliott reached another milestone in the Eagles game, becoming only the second player in team history with 1,000 rushing yards and 500 receiving yards in a single season, joining Herschel Walker (1988):

1,000 Rush Yds & 500 Rec. Yds

Player	Season	Rush	Rec	Total
Herschel Walker	1988	1,514	505	2,019
Ezekiel Elliott	2018	1,434	567	2,001

Against Tampa Bay (12/23/18), Elliott became only the fifth player in NFL history with at least 4,000 rushing yards and 1,000 receiving yards in his first three seasons:

4,000 Rush Yds & 1,000 Rec. Yds

Player	Seasons	Rush	Rec	Total
Ottis Anderson	1979-81	4,333	1,003	5,336
Barry Sanders	1989-91	4,322	1,069	5,391
LaDainian Tomlinson	2001-03	4,564	1,581	6,145
Chris Johnson	2008-10	4,598	1,008	5,606
Ezekiel Elliott	2016-18	4,048	1,199	5,247

★ RELIABLE TARGET ★

Ezekiel Elliott set career-highs in receiving in 2018 with a team-leading 77 receptions for 567 yards (second on the team) and three touchdowns (second). Elliott's 77 receptions were the most all-time by a Dallas running back - first time a running back has led the team in receptions since Richie Anderson in 2003 - while his 567 yards were fourth and his three touchdowns tied for sixth:

Single-Season Running Back Receptions

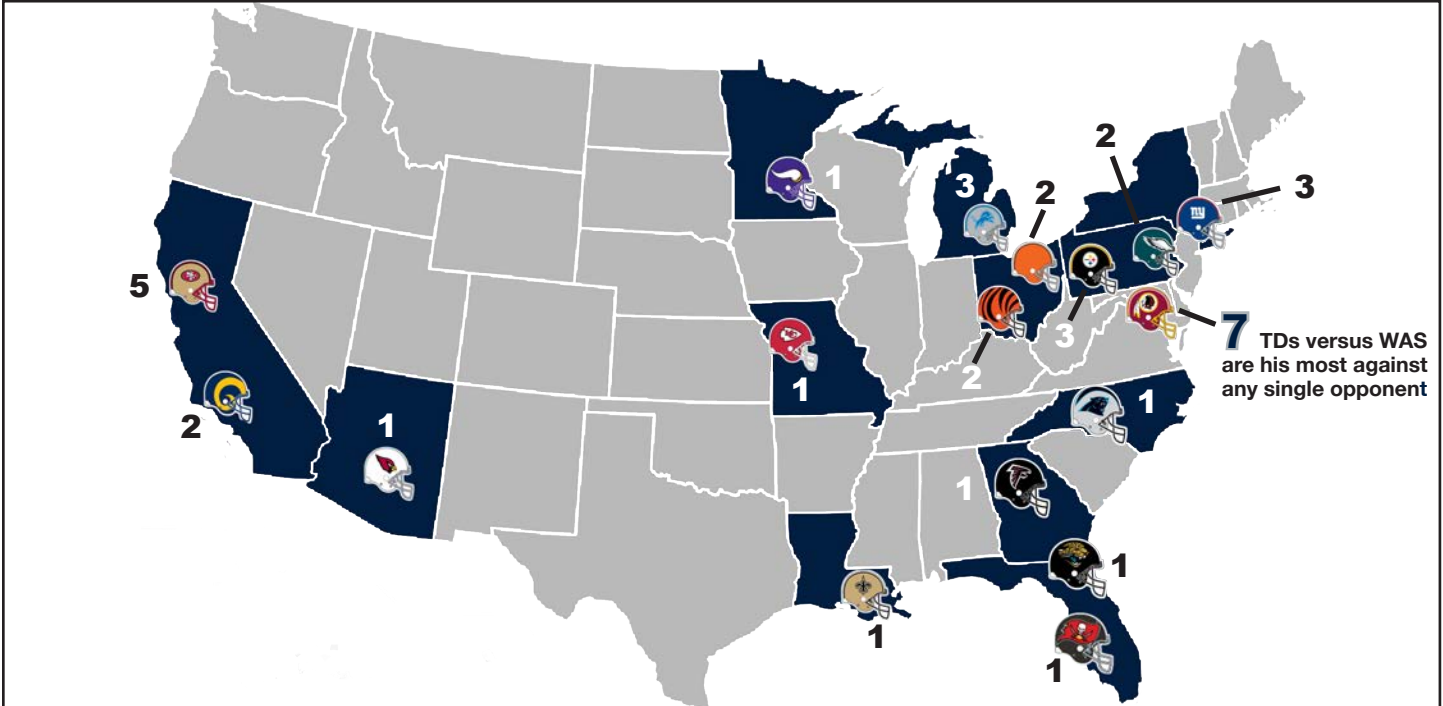
Player	Receptions	Season
Ezekiel Elliott.....	77	2018
Herschel Walker	76	1986
Ron Springs	73	1983

Single-Season Running Back Receiving Yards

Player	Rec. Yds	Season
Herschel Walker	837	1986
Herschel Walker	715	1987
Ron Springs	589	1983
Ezekiel Elliott.....	567	2018

Among NFL running backs in 2018, Elliott ranked fifth in receptions, eighth in receiving yards and tied for 12th in touchdowns.

★ EZEKIEL ELLIOTT TOUCHDOWNS BY TEAM ★



★ BIG-PLAY RUNS ★

For the 2018 season, Ezekiel Elliott logged 41 “big-play” runs of 10-plus yards - most in the NFL:

Player	10+ Runs
--------	----------

Ezekiel Elliott, Dal	41
Todd Gurley, LAR	35
Joe Mixon, Cin	34
Chris Carson, Sea	33

Since entering the league in 2016, Elliott has posted the most “big-play” runs of 10-plus yards over the last three seasons:

Player	2018	2019	10+ Runs
--------	------	------	----------

Ezekiel Elliott, Dal	114
Todd Gurley, LAR.....	95
Jordan Howard, Chi/Phi.....	94
Melvin Gordon, LAC.....	85

In fact, Elliott has recorded a 10-plus yard run on 12.6% of his career carries, which ranks third in the NFL among active running backs, and 11th in NFL history (min. 750 att):

Player	Active Running Days	Percentage of Runs
Player 1	10+	10%
Player 2	10+	10%
Player 3	10+	10%
Player 4	10+	10%
Player 5	10+	10%
Player 6	10+	10%
Player 7	10+	10%
Player 8	10+	10%
Player 9	10+	10%
Player 10	10+	10%

LeSean McCoy, Buf	13.0%
Adrian Peterson, Was	12.8%
Ezekiel Elliott, Dal	12.6%
Bilal Powell, NYJ	12.4%
C.J. Anderson, Det	12.2%

The Dallas Cowboys have made big-play runs of 10-plus yards a staple of their rushing attack, as the team finished in the top-five in two of the last three seasons (2017-t-4th; 2016-2nd).

Dallas has eight rushes of 10-plus yards in 2019, tied for eighth:

Team	10+ Yd Runs
Alabama	10
Arizona	10
Arkansas	10
California	10
Colorado	10
Connecticut	10
Florida	10
Georgia	10
Illinois	10
Indiana	10
Iowa	10
Kansas	10
Kentucky	10
Louisiana	10
Maine	10
Massachusetts	10
Michigan	10
Minnesota	10
Mississippi	10
Missouri	10
Montana	10
Nebraska	10
Nevada	10
New Hampshire	10
New Jersey	10
New Mexico	10
New York	10
North Carolina	10
North Dakota	10
Ohio	10
Oklahoma	10
Oregon	10
Pennsylvania	10
Rhode Island	10
South Carolina	10
South Dakota	10
Tennessee	10
Texas	10
Utah	10
Vermont	10
Virginia	10
Washington	10
West Virginia	10
Wisconsin	10
Wyoming	10

Baltimore	16
San Francisco	13
Minnesota	10
N.Y. Giants	10
Houston	9
LA Rams	9
Tennessee	9
Dallas	8
LA Chargers	8
Tampa Bay	8

★ RUSHING TO THE TOP ★

Over the last few seasons, the Dallas Cowboys have established an identity on offense with their rushing attack, finishing second in the NFL in rushing yards-per-game in three of the last five seasons (2014, 2016, 2017). In 2019 Dallas ranks sixth:

Team	Att	Yards	Avg	TD	Yds/Gm
------	-----	-------	-----	----	--------

Baltimore.....	79	447	5.7	2	223.5
Indianapolis.....	67	370	5.5	1	185.0
Minnesota.....	65	370	5.7	4	185.0
San Francisco.....	74	357	4.8	2	178.5
Houston.....	53	306	5.8	2	153.0
Dallas.....	64	302	4.7	2	151.0
LA Rams.....	62	281	4.5	4	140.5
N.Y. Giants.....	37	280	7.6	2	140.0
Buffalo.....	59	279	4.7	4	139.5
LA Chargers.....	46	262	5.7	2	131.0

★ GIVE THEM 100 ★

The Dallas Cowboys offense has put a premium on its rushing attack, and since 2011, the unit has logged the most games with a 100-yard rusher in the NFL:

Team	Games
------	-------

Dallas.....	48
Seattle.....	42
Houston.....	39

During this time, Dallas has boasted five different rushers to reach the century mark, with Ezekiel Elliott (20) and DeMarco Murray (19) leading the way.

★ DUAL THREAT BACK ★

The Cowboys drafted Tony Pollard in the fourth round of the 2019 NFL Draft, hoping to utilize his unique skill set in Kellen Moore's offensive scheme. Pollard is one of only four players in college football to average at least 6.0 yards rushing and 12.0 yards receiving (min. 100 rushes and receptions) in a career, dating back to the 2000 season:

Player	Rush	Avg	Rec	Avg	Tot TD
--------	------	-----	-----	-----	--------

Tony Pollard, Memphis	139	6.8	104	12.4	18
Tavon Austin, West VA	110	9.5	287	12.0	35
Percy Harvin, Florida	194	9.5	133	14.5	32
Damaris Johnson, Tulsa	122	8.7	188	14.6	25



Since Amari Cooper's trade to Dallas in Week 9 of 2018, he produced five touchdown catches of 20-plus yards, tied for the most in the NFL (Antonio Brown). In fact, 62.5% of Cooper's eight touchdowns with Dallas have come from 20-plus yards.

★ THE AMARI EFFECT ★

Amari Cooper has been a reliable target for Dak Prescott, and has been particularly efficient at moving the chains for the Cowboys offense, recording 46 first down receptions (tied for sixth) spanning two seasons since his trade to Dallas:

NFL 1st Down Receiving Leaders - Week 9, 2018 to 2019

Player	GP	Rec	Yds	Avg	TD	1st	1st%
DeAndre Hopkins, Hou ...	10	75	934	12.5	7	52	69.3%
Julio Jones, ATL.....	11	71	1,002	14.1	11	50	70.4%
Michael Thomas, NO.....	11	87	948	10.9	5	50	57.5%
Keenan Allen, LAC.....	11	72	911	12.7	6	49	68.1%
JuJu Smith-Schuster, PIT....	11	76	994	13.1	5	47	61.8%
Amari Cooper, Dal.....	11	63	875	13.9	8	46	73.0%
Travis Kelce, KC	10	69	889	12.9	7	46	66.7%

Part of Cooper's ability to produce first downs and create big plays comes from his yards after the catch (YAC), turning a 15-yard throw into a quick-strike touchdown. Over the same period of time since the beginning of his tenure in Dallas, Cooper ranks fifth in the NFL in YAC:

NFL Leaders in YAC - Week 9, 2018 to 2019

Player	Rec	Yds	Avg	Lg	TD	YAC
JuJu Smith-Schuster, PIT	76	994	13.1	97t	5	435
T.Y. Hilton, IND	62	1,047	16.9	68t	5	403
Michael Thomas, NO.....	87	948	10.9	72t	5	350
Evan Engram, NYG.....	45	596	13.2	54	2	345
Amari Cooper, Dal	63	875	13.9	90t	8	343
Travis Kelce, KC.....	69	889	12.9	42	7	338

★ THAT'S AMARI! ★

Amari Cooper has changed the way Dallas is able to operate in the passing game, stretching defenses and providing a touchdown threat from anywhere on the field. Since the Dallas acquired Cooper, five of his eight touchdowns have come from 20-plus yards, which is tied for the most league-wide from Week 9, 2018 to 2019:

20+ Touchdown Receptions from Week 9, 2018-2019

Player	Rec	TD	20+ TD	20+ Pct.
Antonio Brown, NE	62	8	5	62.5%
Amari Cooper, Dal	63	8	5	62.5%
Tyler Lockett, SEA.....	43	5	4	80.0%
Tyreek Hill, KC.....	45	5	4	80.0%
Julio Jones, ATL.....	71	11	4	36.4%
Calvin Ridley, ATL.....	49	6	4	66.7%
John Ross, CIN	25	8	4	50.0%

★ FLYING THE COOP ★

Amari Cooper set career-highs against Philadelphia (12/9/18) with 217 receiving yards and three touchdowns on 10 receptions (tied for third in his career) and for the second time of the season, was named NFC Offensive Player of the Week for Week 14. His 217 receiving yards were the most by any NFL receiver in 2018, and the most since Julio Jones logged 253 yards against Tampa Bay (11/26/17).

His previous season-high came a few weeks prior against Washington (11/22/18) when he led the team with eight receptions for 180 yards and two touchdowns. Cooper's 180 receiving yards were the most by a Cowboys receiver on Thanksgiving Day, and were the most by a Cowboys receiver at the time since Dez Bryant had 224 against New Orleans (12/23/12). He was named the NFC's Offensive Player of the Week for Week 12 for his performance.

2018 NFL Single-Game Receiving Yards Leaders

Player	Opp	Date	Rec	Yds	Avg	Lg	TD
Cooper, Dal.....	vs. Phi	12/9/18	10	217	21.7	75t	3
Hill, KC.....	@LAR	11/19/18	10	215	21.5	73t	2
Thomas, NO.....	vs. LAR	11/4/18	12	211	17.6	72t	1
Kittle, SF.....	vs. Den	12/9/18	7	210	30.0	85t	1
Hilton, Ind.....	@ Hou	12/9/18	9	199	22.1	60	0

Cooper also became only the third player in team history with 200-plus receiving yards and three scores in a single game and the first NFL receiver to do so since Andre Johnson in 2013:

200 Rec. Yards & 3 TDs

Player	Opp	Date	Rec	Yds	Avg	Lg	TD
Frank Clarke.....	vs. Was	9/16/62	10	241	24.1	58t	3
Michael Irvin.....	vs. Pho	9/29/92	8	210	26.3	87t	3
Cooper, Dal.....	vs. Phi	12/9/18	10	217	21.7	75t	3

★ COMPLETE 180 ★

With a 180-yard performance against Washington (11/22/18), and a 217-yard performance against Philadelphia (12/9/18), Amari Cooper became only the third player in team history to post two games with at least 180 receiving yards in a single season, and the first to do it since the 1996 season:

Single-Season 180+ Rec. Yards

Player	Games	Season
Bob Hayes.....	2	1966
Michael Irvin.....	2	1996
Amari Cooper	2	2018

Cooper also became the fifth player to post at least 180 receiving yards in two-or-more games in a Cowboys career, and is tied for the third-most games:

180+ Rec. Yard Games - Career

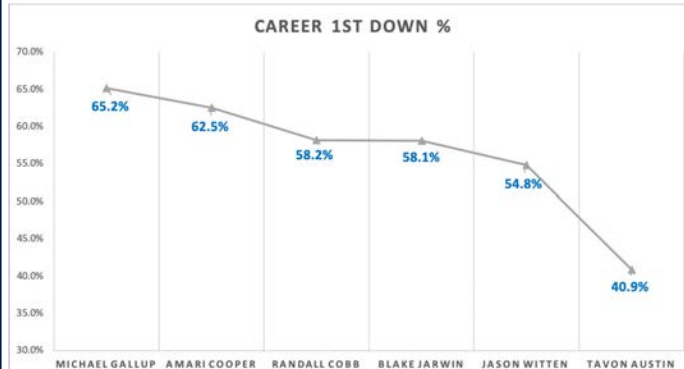
Player	Games
Bob Hayes.....	4
Michael Irvin.....	3
Frank Clarke.....	2
Tony Hill.....	2
Amari Cooper	2

★ THE CONVERTER ★

The Dallas Cowboys signed Randall Cobb in 2019 free agency as they looked for ways to add a spark to their offensive attack, and in his first game with Dallas, he did not disappoint. Cobb caught four passes for 69 yards with a 25-yard touchdown. Cobb kept several drives alive with his receptions, converting a first down on all four of his catches - something he was known for in his time with Green Bay. Including 2019, Cobb has converted 58.2% of his career receptions for first downs and has been even better on third down, converting 74.2% of his third down receptions for a first down. Below is a look at each Cowboys receiver's first down career conversion rate:

Cowboys Career 1st Down Conversion Percentage

Player	Rec	Yds	Avg	TD	1st%
Michael Gallup.....	46	733	15.9	2	65.2%
Amari Cooper.....	288	4,058	14.1	27	62.5%
Randall Cobb.....	479	5,617	11.7	42	58.2%
Blake Jarwin.....	31	368	11.9	4	58.1%
Jason Witten.....	1,159	12,488	10.8	70	54.8%
Tavon Austin.....	203	1,837	9.0	14	40.9%



★ FOUR-FOR-FOUR ★

Dak Prescott threw four touchdown passes to four different receivers (A. Cooper, R. Cobb, B. Jarwin, J. Witten) in Week 1 against the Giants, the first time a Dallas quarterback has connected on scoring tosses with four different receivers since against Indianapolis (12/21/14). It is only the 11th time in team history that four different players have caught touchdowns in a game:

Date	Opponent	Players
10/30/83	N.Y. Giants	T. Hill (2), T. Dorsett, D. Cosbie, D. Pearson
10/6/13	Denver	D. Bryant (2), J. Witten, C. Beasley, T. Williams
9/8/19	N.Y. Giants	R. Cobb, A. Cooper, B. Jarwin, J. Witten
12/21/14	Indianapolis	D. Bryant, J. Witten, C. Beasley, T. Williams
9/21/86	Atlanta	T. Chandler, T. Hill, T. Newsome, M. Sherrard
9/4/78	Baltimore	T. Dorsett, B. Joe Dupree, D. Pearson, J. Saldi
12/3/89	LA Rams	J. Dixon, D. Johnston, S. Folsom, B. Ford
12/21/80	Philadelphia	T. Hill, B. Joe Dupree, D. Pearson, P. Pearson
12/11/11	N.Y. Giants	M. Austin, D. Bryant, J. Phillips, L. Robinson
12/13/82	Pittsburgh	D. Cosbie, T. Hill, B. Joe Dupree, D. Pearson
12/9/84	Washington	D. Cosbie, D. Donley, T. Hill, M. Renfro

★ YEAR TWO GROWTH SPURT ★

Now in his second NFL season, Michael Gallup got off to a strong start in 2019, catching seven passes for 158 yards in the season-opening win over the N.Y. Giants (9/8) - the third-highest opening-day receiving total in Cowboys history and the second-most by any receiver in Week 1 of the 2019 season:

Date	Opponent	Score	W/L	Player	Rec. Yards
9/16/62	Washington	35-35	T	F. Clarke	241
9/18/66	N.Y. Giants	52-7	W	B. Hayes	195
9/8/19	N.Y. Giants	35-17	W	M. Gallup	158
9/24/60	Pittsburgh	28-35	L	J. Doran	154
9/12/99	Washington	41-35(OT)	W	R. Ismail	149

2019 Leading Receivers

Player	Rec	Yds	Avg	TD	Lng
John Ross, CIN.....	11	270	24.5	3	66t
Sammy Watkins, KC.....	15	247	16.5	3	68t
Marquise Brown, BAL.....	12	233	19.4	2	83t
Michael Gallup, DAL.....	13	226	17.4	0	62
Keenan Allen, LAC.....	16	221	13.8	1	28t

★ GALLUP-ING FOR YARDS ★

Michael Gallup averaged 15.36 yards-per-reception on 33 catches as a rookie in 2018, the sixth rookie to average more than 15.0 yards in Cowboys history:

Cowboys Rookie Rec. Avg. Leaders

Player	GP	Rec	Yds	Avg	TD
Bob Hayes.....	13	46	1,003	21.8	12
Michael Irvin.....	14	32	654	20.4	5
Mike Sherrad.....	16	41	744	18.2	5
Terrance Williams.....	16	44	736	16.7	5
Antonio Bryant.....	16	44	733	16.7	6
Michael Gallup.....	16	33	507	15.4	2

★ YAC ATTACK ★

Dallas has built an offensive attack around players that are creative with the ball in their hands and can make defenders miss at the point of attack, particularly in Randall Cobb, Tavon Austin and Amari Cooper. The trio of wideouts rank in the top-12 of qualifying receivers in average yards-after-catch since 2011 (among all active wide receivers), giving Dallas an explosive passing attack on multiple levels of the field:

Active WR Yards-After-Catch Leaders

Player	Rec	Yds	Avg	TD	YAC/R
Josh Gordon.....	225	3,918	17.4	20	6.9
Golden Tate.....	590	6,987	11.8	38	6.6
Tyrell Williams.....	166	2,681	16.2	19	6.5
Cordarrelle Patterson.....	185	1,875	10.1	10	6.3
Randall Cobb.....	479	5,617	11.7	42	6.2
JuJu Smith-Schuster.....	180	2,505	13.9	14	5.8
Jamison Crowder.....	235	2,727	11.6	14	5.8
Tyreek Hill.....	225	3,271	14.5	25	5.7
Tavon Austin.....	203	1,837	9.0	14	5.7
Taylor Gabriel.....	202	2,542	12.6	10	5.7
Adam Humphries.....	222	2,333	10.6	9	5.6
Jarius Wright.....	199	2,515	12.6	11	5.6
Amari Cooper.....	288	4,058	14.1	27	5.5
Julio Jones.....	704	10,762	15.3	52	5.4

DALLAS COWBOYS YARDS AFTER THE CATCH 2018-19





Jason Witten is currently in his **16th season with the Cowboys, now the longest-tenured Dallas Cowboy in franchise history, passing Ed Jones, Bill Bates and Mark Tuinei (15 seasons).**

★ IRON MAN ★

Jason Witten's start against the Giants in Week 1 of 2019 began his 16th season - all with the Cowboys - passing Ed Jones (1974-78, 1980-89), Bill Bates (1983-97) and Mark Tuinei (1983-97) for the most seasons played in team history. He had played in a team-record 235 consecutive games out of a possible 239 games before his retirement in 2017, missing just one game due to a broken jaw against Arizona (10/5/03):

Player	Consecutive Games Played
Jason Witten, 2003-17.....	235
L.P. Ladouceur, 2005-19*.....	223
Bob Lilly, 1961-74.....	196

*indicates current streak

Witten overtook Ed Jones (224) for the most career games played in team history at Denver (9/17/17) and is now at 241:

Player	Games Played
Jason Witten, 2003-17, 19	241
Ed Jones, 1974-78, 1980-89	224
L.P. Ladouceur, 2005-19*.....	223

Witten also had a streak of 179 consecutive games started, and it was the second-longest active streak in the NFL:

Player	Consecutive Games Started
Jason Witten, 2006-17.....	179
Lee Roy Jordan, 1966-76.....	154
Cornell Green, 1964-74.....	145

He has made 231 career starts for the most in team history:

Player	Games Started	Starts
Jason Witten, 2003-17, 19		231
Ed Jones, 1974-78, 1980-89		203
Emmitt Smith, 1990-2002		199

★ LEADING MAN ★

Already placing in the top-two in career receptions and receiving yards all-time among league tight ends, Jason Witten is moving up the NFL's all-time receptions and receiving yards charts among all position players. Witten opened 2017 ranked seventh in receptions (1,089) and 27th in receiving yards (11,888).

He surpassed Tim Brown (1,094) for sixth on the league's all-time receptions list against the N.Y. Giants (9/10). At Denver (9/17) Witten moved up to fourth past Cris Carter (1,101) and Marvin Harrison (1,102).

Amongst league receiving yards leaders in 2017, Witten topped Derrick Mason (12,061) and Hines Ward (12,083) for 24th against Green Bay (10/8), Charlie Joiner (12,146) for 23rd at San Francisco (10/22), Brandon Marshall (12,215) for 22nd at Atlanta (11/12) and Jimmy Smith (12,287) for 21st against the LA Chargers (11/23):

NFL Career Receptions Leaders		NFL Career Receiving Yards Leaders	
1.	Jerry Rice	1.	Jerry Rice.....
2.	Tony Gonzalez.....	2.	Larry Fitzgerald* ..
3.	Larry Fitzgerald* ..	3.	Terrell Owens.....
4.	Jason Witten*.....	19.	Irving Fryar.....
	1,549	20.	Art Monk
	1,325	21.	Jason Witten*
	1,311		12,488
	1,159		

* indicates active players

★ WITTEN IN HISTORY ★

After being selected in the third round of the 2003 NFL Draft by the Dallas Cowboys, Jason Witten steadily climbed Dallas' all-time receiving yards charts and is now the club's all-time leader in receptions (1,159) and receiving yards (12,488).

He topped the club's all-time receiving yards list in the 2017 season opener against the N.Y. Giants (9/10), surpassing Michael Irvin (11,904) at home:

All-Time Cowboys Receiving Yards List

1.	Jason Witten	12,488	(2003-17, 19)
2.	Michael Irvin	11,904	(1988-99)
3.	Tony Hill	7,988	(1977-86)
4.	Drew Pearson	7,822	(1973-83)
5.	Dez Bryant.....	7,459	(2010-17)

Among his 12,463 yards are 21 games in which he reached 100 yards - a club tight end record. His 21 100-yard outings are tied for fourth all-time among league tight ends since 1970:

Cowboys Tight End	100-yard Games	NFL Tight End	100-yard Games
1. Jason Witten.....	21	1. Tony Gonzalez.....	31
2. Doug Cosbie	4	2. Rob Gronkowski.....	28
Jay Novacek	4	3. Kellen Winslow, Sr.	24
		4. Jason Witten	21
		Antonio Gates.....	21

In 2012 at Atlanta (11/4), Witten surpassed Michael Irvin for the top spot on Dallas' all-time receptions chart:

All-Time Cowboys Receptions List

1.	Jason Witten ...	1,159	(2003-17, 19)
2.	Michael Irvin	750	(1988-99)
3.	Dez Bryant.....	531	(2010-17)
4.	Drew Pearson.....	489	(1973-83)
5.	Emmitt Smith	486	(1990-02)

Among all active NFL tight ends, Witten has caught the most passes (1,158) for the most yards (12,488):

All Active Tight Ends - NFL			
Player	Rec.	Player	Yards
Jason Witten... ..	1,159	Jason Witten....	12,488
Antonio Gates	955	Antonio Gates ...	11,841
Greg Olsen.....	670	Greg Olsen.....	7,883
Jimmy Graham.....	614	Vernon Davis.....	7,498
Vernon Davis.....	577	Jimmy Graham....	7,466

★ THAT'S A BUNCH OF WITT ★

After coming into the league as Dallas' third round draft pick in 2003, Jason Witten has strung together a Hall of Fame career. He has appeared in the most Pro Bowls by a Cowboys tight end (11, seven consecutive - 2004-10, three consecutive- 2012-14, and in 2017), is tied for the most by any Dallas player in team history and is tops on the club's all-time receptions and receiving yards charts. In 2012 he took the top spot on the club's receptions chart from Michael Irvin at Atlanta (11/4). Witten took 151 games to reach the top of the team's receptions chart which was faster than Irvin (159). When compared to the two other NFL tight ends with at least 750 catches - Tony Gonzalez and Shannon Sharpe - Witten also reached the mark faster - Gonzalez (163 games), Sharpe (169).

He surpassed 1,000 career receptions at Washington (12/7/15) with five catches against the Redskins, reaching that mark in his 203rd game to become the sixth-fastest NFL player to do so, and the fastest tight end.

In 2012 Witten notched a club-record 18-catch game against the N.Y. Giants (10/28). His 18 receptions tied for third in a game in NFL history and were the most by a tight end in league history:

Single-Game Cowboys Receptions

Player	No.	Opp (Date)
Jason Witten.....	18	NYG (10/28/12)
Jason Witten.....	15	@ Det (12/9/07)
Jason Witten.....	14	@ NYG (12/6/09)
Lance Rentzel.....	13	Was (11/19/67)
Jason Witten.....	13	Chi (10/1/12)
Dez Bryant.....	13	@ Bal (10/14/12)

Single-Game Receptions

Player	Rec.	NFL History (TEs)	Player	Rec.
Brandon Marshall.....	21		Jason Witten.....	18
Terrell Owens.....	20		Jason Witten.....	15
Brandon Marshall.....	18		Zach Ertz.....	15
Jason Witten.....	18		Kellen Winslow.....	15

Witten hauled in 10 passes at Denver (9/17/17) to mark his 11th career game with 10-or-more receptions - most by a Dallas Cowboy and the second-most by any NFL tight end:

10-plus Reception Games

Tight End	Games
Tony Gonzalez.....	15
Jason Witten.....	11
Zach Ertz.....	10
Shannon Sharpe.....	6
Jeremy Shockey.....	6
Kellen Winslow.....	6

10-plus Receptions Games - Dallas Cowboys

Player	Games
Jason Witten.....	11
Michael Irvin.....	7
Miles Austin.....	5
Dez Bryant.....	4

★ TE'S TD'S ★

Jason Witten became one-of-three Cowboys players with 70 touchdown receptions at Washington (9/15), hauling in a two-yard score:

All-Time Cowboys Receiving Touchdown List

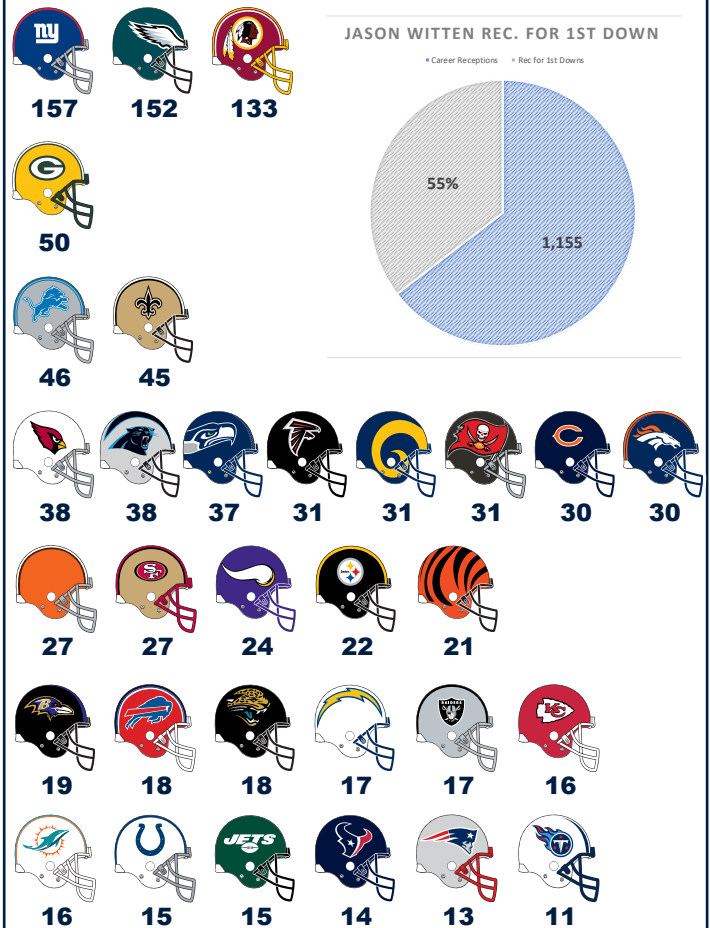
1.	Dez Bryant.....	73	(2010-17)
2.	Bob Hayes.....	71	(1965-74)
3.	Jason Witten.....	70	(2003-17, 19)
4.	Michael Irvin.....	65	(1988-99)
5.	Tony Hill.....	51	(1977-86)

Witten is now one-of-five tight ends in NFL history to break the 70 touchdown barrier, and one-of-two that are still active:

Rk	Player	Team	Rec	Yards	TD
1	Antonio Gates.....	LAC	955	11,841	116
2	Tony Gonzalez.....	KC/ATL	1,325	15,127	111
3	Rob Gronkowski.....	NE	521	7,861	79
4	Jimmy Graham*.....	NO/SEA/GB	614	7,466	72
5	Jason Witten*.....	DAL	1,159	12,488	70

★ WITTEN RECEPTIONS BY TEAM ★

Below is a team-by-team breakdown of Jason Witten's 1,159 career receptions. Witten is one-of-12 players in NFL history to record 100-plus catches against three different opponents, and is only one-of-three to have 150-plus against two different teams (Larry Fitzgerald, Jerry Rice):



★ FIRST TWO FOR 82 ★

Jason Witten has a touchdown reception in each of the first two games in 2019, the first time in his 16-year career that he has started a season with touchdowns in the first two games.

The two-game touchdown streak ties the fourth-longest of his career (nine times). Below is a look at his touchdown streaks, including his current two-game stretch:

Streak	TD	Year	Opponents
5 games.....	6	2010	@Ind, Phi, Was, @Ari, @Phi
3 games.....	3	2007	@Chi, StL, @Buf
3 games.....	3	2011	Det, @NE, StL
2 games (nine times)		2019	NYG, @Was

★ TE RANKINGS ★

Since entering the league in 2003, Jason Witten has provided Dallas with the full package at tight end. Entering his 16th season, Witten has caught 1,159 passes for 12,488 yards - both franchise bests - and 70 touchdowns. He is the NFL's second all-time leading tight end in career receptions and receiving yards:

NFL Career Receptions Leaders (TEs)

1.	Tony Gonzalez.....	1,325
2.	Jason Witten*.....	1,159
3.	Antonio Gates*.....	955
4.	Shannon Sharpe.....	815
5.	Ozzie Newsome.....	662

NFL Career Receiving Yards Leaders (TEs)

1.	Tony Gonzalez.....	15,127
2.	Jason Witten*.....	12,488
3.	Antonio Gates*.....	11,841
4.	Shannon Sharpe..	10,060
5.	Ozzie Newsome.....	7,980

* indicates active players



Leighton Vander Esch finished 2018 with 176 tackles, the most by a Cowboys rookie in franchise history. His 2018 total also is the fourth-highest tackle tally by any Dallas defender, as far back as coaches film since 1977.

★ WOLF HUNTER ★

The Dallas Cowboys used their 2018 first round draft selection (19th overall) on Boise State linebacker Leighton Vander Esch. Vander Esch became the first rookie in team history to lead the team in tackles (since 1977) with 176 stops while starting 11-of-16 games played. He is only the sixth rookie to reach 100 tackles in a season - and registered the highest total by a rookie in a single season, dating back to 1977 when the stat started to be tracked by Dallas coaches film:

Dallas Cowboys Rookie Tackle Leaders (Single Season)

Player	Tackles	Season
Leighton Vander Esch, LB	176	2018
Dexter Coakley, LB	136	1997
Roy Williams, S	127	2002

His 2018 total also was the fourth-most tackle tally by any Dallas defender, using coaches film since 1977:

Dallas Cowboys Single-Season Tackle Leaders

Player	Tackles	Season
Eugene Lockhart, LB	222	1989
Bradie James, LB	202	2008
Bradie James, LB	181	2009
Leighton Vander Esch, LB	176	2018

Vander Esch led or tied the team lead in tackles in 10 games this season, and notched double-digit stops in 11 games. He totaled 18 stops to tie the second-most tackles by a rookie against Houston (10/7/18), then set the record with 19 tackles at Philadelphia (11/11/18), and tied his second-highest against Tampa Bay (12/23):

Single-Game Rookie Tackle Leaders - Since 1983

Player	Opp	Date	ST	AT	TT
Leighton Vander Esch, LB ...	@Phi	11/11/18	15	4	19
Anthony Hitchens, LB	@STL	9/21/14	12	6	18
Leighton Vander Esch, LB ...	@Hou	10/7/18	12	6	18
Leighton Vander Esch, LB ...	TB	12/23/18	14	4	18

Vander Esch also showed abilities as a playmaker, picking off two passes on the season to tie for the team lead. His two picks tied the second-most picks by a rookie linebacker in team history.

★ TRIPLE DIGIT TACKLE BROS ★

The Dallas Cowboys defense boasted two players over the tackle century mark. Rookie Leighton Vander Esch led the defense with a franchise rookie record 176 stops - fourth-most by any Dallas defender - while Jaylon Smith was second on the team with a career-high 150. It was the first time Dallas has had at least two defenders with over 100 tackles in a season since 2016 when the unit finished with four players over the century mark:

Dallas Cowboys Tackle Leaders - 2018

Player	ST	AT	TT
Leighton Vander Esch	125	51	176
Jaylon Smith	101	49	150

★ THE PREDATOR ★

Jaylon Smith has cemented himself as one of the core pieces of the Dallas Cowboys defense with his speed and ferocity at the linebacker position. Smith had a career-best 2018 season, totaling 150 tackles and also blitzing opposing quarterbacks with 4.0 sacks in the process. Smith played 95.3% of the defensive snaps for Dallas in 2018 just three years removed from a knee injury that almost ended his career. He is the first Cowboys linebacker to record 150 tackles and at least 4.0 sacks since Keith Brooking in 2009:

Dallas Cowboys 150 tackles and 4.0 sacks (since 2000)

Player	ST	Sacks	Season
Jaylon Smith	150	4.0	2018
Keith Brooking	156	4.0	2009
Bradie James	202	8.0	2008

Smith also set the tone for the defense with his hard hitting style, tying for the team lead with two forced fumbles and two fumble recoveries, including a 69-yard touchdown return.

★ PREVENT DEFENSE ★

The Cowboys defense has prided itself on preventing big plays from opposing offenses, and in 2019 they have held their opponents to only six plays of 20-plus yards - tied for seventh in the NFL:

Fewest Big-Plays Allowed - 2019

Team	BIG Runs	BIG Pass	BIG Play	BIG TD
LA Rams	1	1	2	0
Buffalo	2	2	4	1
Chicago	0	5	5	0
New England	0	5	5	0
San Francisco	0	5	5	1
Tennessee	1	4	5	0
Atlanta	3	3	6	1
Dallas	1	5	6	0
Cleveland	0	6	6	1
Denver	1	5	6	0
Minnesota	0	6	6	1
Tampa Bay	0	6	6	1

Dallas is also allowing only 6.06 yards-per-attempt through the air in 2019, which ranks 13th after two games. That figure would have ranked first in the NFL at the end of last year, with Buffalo (6.07) as the only team from 2018 to hold opposing offenses under 6.2 yards-per-attempt.

★ NO FIRST FOR YOU ★

The Dallas defense has put an emphasis on getting off the field on third down and keeping their opponents out of rhythm offensively. In 2018 the Cowboys finished near the bottom of the league in third down defense but started off the year hot in 2019. Dallas is holding its opponents to four-of-20 (20.0%) on third down tries, the fourth-best percentage in the league and only one-of-six teams to keep opponents under a 25.0% success rate:

2019 NFL - Third Down Defense

Team	Attempts	Conv.	Third D %
Cleveland	24	4	16.7%
New England	27	5	18.5%
Chicago	26	5	19.2%
Dallas	20	4	20.0%
Baltimore	21	5	23.8%
Green Bay	28	7	25.0%



25.5

DeMarcus Lawrence has recorded 25.5 sacks since the start of the 2017 season - fifth in the NFL during that span behind only Aaron Donald (31.5), Chandler Jones (31.0), Ryan Kerrigan (27.0) and Cameron Jordan (27.0).



53%

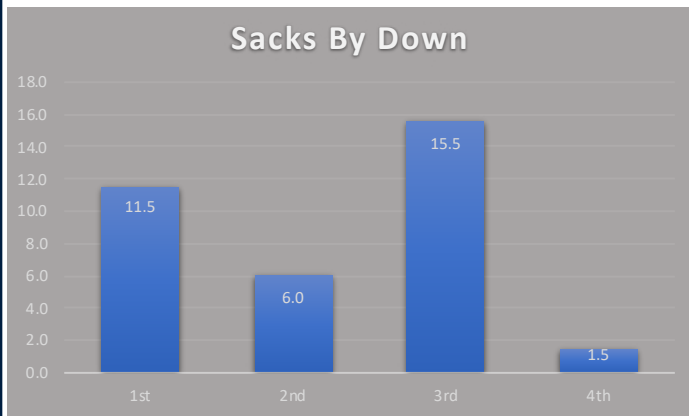
Byron Jones locked down opposing receivers in 2018, allowing a catch on only 53% of targets against him. He was one-of-three corners to play 50% of snaps, allow a completion rate of less than 55% and fewer than two touchdowns in 2018. (per PFF)

★ TANK ROLLING OVER QBS ★

Lawrence has recorded 34.5 sacks in the regular season, with the most against any single opponent coming against Kirk Cousins (5.0). Below is a breakdown of his sacks by quarterback and by down:

Player	Sacks	Player	Sacks
Kirk Cousins	5.0	Drew Brees	1.0
Eli Manning	4.0	Ryan Fitzpatrick	1.0
Carson Palmer	3.0	Jared Goff	1.0
Matthew Stafford	3.0	Marcus Mariota	1.0
Matt Ryan	2.5	Cam Newton	1.0
Aaron Rodgers	2.0	Ben Roethlisberger	1.0
Trevor Siemien	2.0	Ryan Tannehill	1.0
Jameis Winston	2.0	Tyrod Taylor	1.0
Russell Wilson	1.5	Colt McCoy	0.5
C.J. Beathard	1.0		

Below is a look at Lawrence's career sacks by down:



★ NO FLY ZONE ★

Despite not bringing down an interception in 2018, Byron Jones was named to his first Pro Bowl on the basis of his lockdown coverage ability. He blanketed opposing receivers all over the field, allowing only two touchdowns and a 53% completion percentage on 69 targets. Below is a breakdown of his coverage by opponent from 2018, per PFF.

2018 Coverage Snaps					
Team	Target	Rec	Yards	YAC	TD
Carolina	4	3	41	1	0
N.Y. Giants	5	1	0	1	0
Seattle	7	3	10	6	0
Detroit	0	0	0	0	0
Houston	6	5	74	28	0
Jacksonville	2	0	0	0	0
Washington	1	1	15	3	0
Tennessee	6	2	29	1	0
Philadelphia	4	3	39	7	0
Atlanta	6	2	22	3	0
Washington	5	3	31	0	0
New Orleans	3	1	3	8	0
Philadelphia	3	2	44	3	1
Indianapolis	3	2	18	12	0
Tampa Bay	11	7	125	22	0
N.Y. Giants	3	2	30	-1	1
Totals	69	37	481	94	2

★ NO YAC FOR YOU ★

The Cowboys secondary rallied to opposing receivers in 2018, allowing the 10th-fewest yards average (5.2) after the catch in the league, and also tying for third in most catches where the offense had one yard-or-fewer after the catch (77):

Most Catches Allowed with YAC <1				
Team	Rec.	YAC	YAC/Rec.	YAC<1
Chicago	377	1,855	5.0	81
N.Y. Jets	367	1,943	5.5	78
Dallas	367	1,868	5.2	77
Tampa Bay	387	1,921	5.2	77



Brett Maher went six-of-seven (85.7%) from 50-plus yards in his first NFL season, which is the second-highest percentage in a kicker's first season since the 1970 NFL Merger.

**minimum five attempts of 50+ yards*

★ BRETT "MONEY" MAHER ★

The Dallas Cowboys made the decision to go with first-year pro Brett Maher at kicker in 2018. Maher connected on 29-of-36 for the seventh-most field goals made in the NFL:

2018 Field Goal Leaders			
Player	FGM	FGA	PCT
Ka'imi Fairbairn, Hou.....	37	42	88.1
Justin Tucker, Bal.....	35	39	89.7
Robbie Gould, SF.....	33	34	97.1
Jason Myers, NYJ.....	33	36	91.7
Aldrick Rosas, NYG.....	32	33	97.0
Mason Crosby, GB.....	30	37	81.1
Brett Maher, Dal.....	29	36	80.6

★ FIELD GOALS FOR FOUR ★

In two games in 2018, Brett Maher tallied four field goals - against Jacksonville (10/14) and against Detroit (9/30). Maher tied for the second-most games with four-or-more field goals in a season in team history (six players, eight times). Richie Cunningham had three games in 1997.

Additionally, Maher's two career games with four field goals are tied for fifth among all Cowboys kickers:

Most Games with 4+ Field Goals		
Player	Games	Years
Dan Bailey.....	10	2011-17
Chris Boniol.....	4	1994-96
Richie Cunningham.....	3	1997-99
Eddie Murray.....	3	1993, 99
Billy Cundiff.....	2	2002-05
Nick Folk.....	2	2007-09
Toni Fritsch.....	2	1971-73, 75
Roger Ruzek.....	2	1987-99
Rafael Septien.....	2	1978-86
Brett Maher.....	2	2018

★ NO PROBLEM FROM FIFTY ★

In the win over Jacksonville (10/14/18), Brett Maher went four-of-four on field goal tries, including converting two from 50-or-more. It marked the seventh time in franchise history a kicker hit multiple 50-yard field goals. Dan Bailey did it five times (last vs. Seattle, 12/24/17) and Eddie Murray did it once:

Multiple 50-Yard Field Goal Games					
Player	Date	Opp	FGM	FGA	Lng
Eddie Murray.....	12/12/93	@ Min	2	2	52
Dan Bailey.....	9/15/13	@ KC	2	2	53
Dan Bailey.....	10/27/13	@ Det	2	2	53
Dan Bailey.....	12/15/13	GB	2	2	50
Dan Bailey.....	9/11/16	NYG	2	2	56
Dan Bailey.....	12/24/17	SEA	2	2	51
Brett Maher.....	10/14/18	JAX	2	2	55

On the season, Maher was six-of-seven on field goals from 50-yards-or-more - tied for the most in the NFL in 2018 and tied for the most by a Cowboys kicker in team single-season history:

Single-Season 50-Yard FGs				
Player	Season	FGM	FGA	Pct
Dan Bailey.....	2013	6	7	85.7
Brett Maher.....	2018	6	7	85.7

★ HOW ABOUT FROM 60? ★

Brett Maher made history against Philadelphia (12/9/18), connecting on a franchise-record 62-yard field goal at the end of the second quarter. It served as the longest in team history, as the previous Cowboys best was a 56-yard field goal (four players), and tied the seventh-longest field goal made (tied for third-longest by yardage) in NFL history:

Longest Field Goal Made		
Player	FG Long	Opp/Date
Matt Prater, Den.....	64	vs. Ten, 12/8/13
Tom Dempsey, NO.....	63	vs. Det, 11/8/70
Jason Elam, Den.....	63	vs. Jax, 10/25/98
Sebastian Janikowski, Oak.....	63	@ Den, 9/12/11
David Akers, SF.....	63	@ GB, 9/9/12
Graham Gano, Car.....	63	vs. NYG, 10/7/18
Matt Bryant, TB.....	62	vs. Phi, 10/22/06
Stephen Gostkowski, NE.....	62	@ Oak, 11/19/17
Brett Maher, Dal.....	62	vs. Phi, 12/9/18

★ LONG-BALL BRETT ★

Following a 59-yard field goal against Tampa Bay (12/23/18), and coupled with his franchise-long 62-yarder against Philadelphia (12/9/18), Brett Maher now owns both of the longest field goals made in team history:

Longest Field Goal Made		
Player	FG Long	Opp/Date
Brett Maher.....	62	vs. Phi, 12/9/18
Brett Maher.....	59	vs. TB, 12/23/18
Billy Cundiff.....	56	vs. Det, 11/20/05
Dan Bailey.....	56	@ Sea, 10/12/14
Dan Bailey.....	56	vs. NYG, 9/11/16
Dan Bailey.....	56	@ Den, 9/17/17

★ THE PUNT-ISHER ★

Dallas Cowboys punter Chris Jones serves as a weapon in the kicking game, and for his career he boasts a 44.9 gross average and a net average of 40.5, with 166 punts downed inside the 20-yard line - tied for second-most all-time in team history.

Jones is third all-time amongst NFL punters in percentage of punts downed inside the 20-yard line (min. 100 punts) at 40.0%:

Punts Downed Inside the Opp 20-Yard Line				
Player	Years	Punts	In20	In20%
Jordan Berry [^] , Pit.....	2015-19	264	111	42.05
Dustin Colquitt [^] , KC.....	2005-19	1,082	442	40.85
Chris Jones[^], Dal.....	2011-19	415	166	40.00
Johnny Hekker [^] , LAR.....	2012-19	549	217	39.53
Matt Bosher [^] , Atl.....	2011-19	486	190	39.09

[^] indicates active player
% Min. 100 punts

2019 DALLAS COWBOYS STATISTICS

WON 2, LOST 0

9/8	W	35-17	N.Y. Giants	90,353
9/15	W	31-21	at Washington	75,128

2019 TEAM STATISTICS

	DAL	OPP.
FIRST DOWNS	48	44
Rushing	15	12
Passing	30	28
Penalty	3	4
Third Down-Made/Att	13/21	4/20
Third Down Efficiency	61.9%	20.0%
Fourth Down-Made/Att	0/0	3/6
TOTAL NET YARDS	968	725
Avg. Per Game	484.0	362.5
Total Plays	127	121
Avg. Per Play	7.6	6.0
NET YARDS RUSHING	302	198
Avg. Per Game	151.0	99.0
Total Rushes	64	34
Avg. Per Rush	4.7	5.8
NET YARDS PASSING	666	527
Avg. Per Game	333.0	263.5
Sacked/Yards Lost	1/8	2/17
Gross Yards	674	544
Attempts/Completions	62/51	85/59
Pct. of Completion	82.3%	69.4%
Had Intercepted	1	0
PUNTS/AVERAGE	6/44.3	8/45.5
Net Punting Average	41.7	45.0
PUNT RETURN/AVG.	2/2.0	3/5.3
KICKOFF RETURN/AVG.	2/5.5	3/22.0
INTERCEPTION RETURN/AVG.	0/0.0	1/23.0
PENALTIES/YARDS	14/114	14/114
FUMBLES/BALL LOST	0/0	3/2
TOUCHDOWNS	9	5
Rushing	2	2
Passing	7	3
Returns	0	0
EXTRA POINTS/ATTEMPTS	9/9	5/5
TWO POINT CONVERSION/ATTEMPTS	0/0	0/0
FIELD GOALS/ATTEMPTS	1/1	1/1
AVG. TIME OF POSSESSION	32:50	27:10

SCORE BY PERIODS	Q1	Q2	Q3	Q4	OT	PTS
TEAM	7	28	21	10	0	66
OPPONENTS	7	7	10	14	0	38

SCORING	TD	RU	PA	RT	PAT	FG	2PT	S	PTS
A. Cooper	2	0	2	0	0/0	0/0	0	0	12
E. Elliott	2	2	0	0	0/0	0/0	0	0	12
B. Maher	0	0	0	0	9/9	1/1	0	0	12
J. Witten	2	0	2	0	0/0	0/0	0	0	12
R. Cobb	1	0	1	0	0/0	0/0	0	0	6
B. Jarwin	1	0	1	0	0/0	0/0	0	0	6
D. Smith	1	0	1	0	0/0	0/0	0	0	6
TEAM	9	2	7	0	9/9	1/1	0	0	66
OPPONENTS	5	2	3	0	5/5	1/1	0	0	38

2-Pt Conv: TM 0-0 OPP 0-0

SACKS: T. Crawford 1.0, L. Vander Esch 0.5, D. Lawrence 0.5, TM 2.0, OPP 1.0

FUM/LOST: TM 0/0, OPP 3/2

PASSING	ATT	CMP	YDS	CMP%	YDS/ATT	TD	TD%	INT	INT%	LONG	SACK/LOST	RATING
D. Prescott	62	51	674	82.3	10.9	7	11.3	1	1.6	62	1/8	142.9
TEAM	62	51	674	82.3	10.9	7	11.3	1	1.6	62	1/8	142.9
OPPONENTS	85	59	544	69.4	6.4	3	3.5	0	0.0	43	2/17	98.4

RUSHING	NO.	YDS	AVG	LONG	TD
E. Elliott	36	164	4.6	27	2
D. Prescott	9	81	9.0	42	0
T. Pollard	17	46	2.7	10	0
R. Cobb	2	11	5.5	7	0
TEAM	64	302	4.7	42	2
OPPONENTS	34	198	5.8	59	2

RECEIVING	NO.	YDS	AVG	LONG	TD
M. Gallup	13	226	17.4	62	0
A. Cooper	10	150	15.0	45	2
R. Cobb	9	93	10.3	25t	1
D. Smith	3	74	24.7	51t	1
B. Jarwin	4	61	15.3	28t	1
J. Witten	7	40	5.7	18	2
E. Elliott	3	19	6.3	10	0
T. Austin	1	8	8.0	8	0
T. Pollard	1	3	3.0	3	0
TEAM	51	674	13.2	62	7
OPPONENTS	59	544	9.2	43	3

INTERCEPTIONS	NO.	YDS	AVG	LONG	TD
TEAM	0	0	0.0	0	0
OPPONENTS	1	23	23.0	23	0

PUNTING	NO.	YDS	AVG	NET	TB	IN	LG	B
C. Jones	6	266	44.3	41.7	0	2	52	0
TEAM	6	266	44.3	41.7	0	2	52	0
OPPONENTS	8	364	45.5	45.0	0	7	56	0

PUNT RETURNS	RET	FC	YDS	AVG	LONG	TD
R. Cobb	1	2	4	4.0	4	0
T. Austin	0	2	0	0.0	0	0
C. Wilson	1	0	0	0.0	0	0
TEAM	2	4	4	2.0	4	0
OPPONENTS	3	3	16	5.3	9	0

KICKOFF RETURNS	NO.	YDS	AVG	LONG	TD
R. Cobb	2	11	5.5	11	0
TEAM	2	11	5.5	11	0
OPPONENTS	3	66	22.0	28	0

FIELD GOALS	1-19	20-29	30-39	40-49	50+
B. Maher	0/0	1/1	0/0	0/0	0/0
TEAM	0/0	1/1	0/0	0/0	0/0
OPPONENTS	0/0	1/1	0/0	0/0	0/0

B. Maher: (-) (25)

OPP: (28) (-)

2019 DALLAS COWBOYS DEFENSIVE STATS

RNK	PLAYER	SOLO	ASST	TOTAL	SACKS/YDS	TFL/YDS	QBPR	FR	FF	INT/YDS	PD
1.	Smith, Jaylon	18	7	25							
2.	Vander Esch, Leighton	12	6	18	0.5/-2		2		1		1
3.	Woods, Xavier	14	3	17					1		
4.	Heath, Jeff	10	4	14							3
5.	Jones, Byron	10	0	10							1
6.	Awuzie, Chidobe	4	3	7				1			1
7.	Brown, Anthony	4	2	6							1
8.	Lewis, Jourdan	3	2	5							1
9.	Armstrong, Dorance	2	1	3			3				
	Lawrence, DeMarcus	2	1	3	0.5/-2		6	1	1		
	Lee, Sean	2	1	3							
12.	Covington, Christian	1	2	3			1				
	Woods, Antwaun	1	2	3							
14.	Frazier, Kavon	2	0	2							
15.	Hyder, Kerry	1	1	2			1				
16.	Jackson, Joe	0	2	2			1				
17.	Collins, Maliek	1	0	1		1/-4	2				
18.	Crawford, Tyrone				1.0/-13		2				

Tkl=Tackle, Ast=Assist, Total=Combined, TFL=Tackle for a Loss, QBPR=Pressures, Int=Interception, PD=Pass Defense, FF=Forced Fumble, FR=Fumble Recovery

2019 COWBOYS SPECIAL TEAMS						
RNK	PLAYER	S	A	TOT	FF	FR
1.	Goodwin, C.J.	2	0	2	0	0
2.	Frazier, Kavon	1	0	1	0	0
	Heath, Jeff	1	0	1	0	0
	Thompson, Darian	1	0	1	0	0
5.	Armstrong, Dorance	0	1	1	0	0
	Olawale, Jamize	0	1	1	0	0
	Thomas, Joe	0	1	1	0	0

DEFENSIVE STATS BY RANK							
PRESSURES		SACKS		TACKLES FOR LOSS		INTERCEPTIONS	
PLAYER	NO	PLAYER	NO	PLAYER	NO	PLAYER	NO
1. D. Lawrence	6	1. T. Crawford	1.0	1. M. Collins	1		
2. D. Armstrong	3	2. D. Lawrence	0.5				
3. M. Collins	2	L. Vander Esch	0.5				
T. Crawford	2						
L. Vander Esch	2						

FORCED FUMBLES		FUMBLE RECOVERIES		PASSES DEFENSED	
PLAYER	NO	PLAYER	NO	PLAYER	NO
1. D. Lawrence	1	1. C. Awuzie	1	1. J. Heath	3
L. Vander Esch	1	D. Lawrence	1	2. C. Awuzie	1
X. Woods	1			A. Brown	1
				B. Jones	1
				J. Lewis	1

★ 2019 UNOFFICIAL DALLAS COWBOYS DEPTH CHART ★

Rookies Underlined

OFFENSE

WR	–	19	Amari Cooper	10	Tavon Austin	11	Cedric Wilson
LT	–	77	Tyron Smith	75	Cameron Fleming		
LG	–	52	Connor Williams	76	Xavier Su'a-Filo	<u>69</u>	<u>Brandon Knight</u>
C	–	72	Travis Frederick	73	Joe Looney	61	Adam Redmond
RG	–	70	Zack Martin	76	Xavier Su'a-Filo		
RT	–	71	La'el Collins	75	Cameron Fleming		
TE	–	82	Jason Witten	89	Blake Jarwin	86	Dalton Schultz
WR	–	18	Randall Cobb				
WR	–	13	Michael Gallup	15	Devin Smith		
QB	–	4	Dak Prescott	7	Cooper Rush		
RB	–	21	Ezekiel Elliott	<u>20</u>	<u>Tony Pollard</u>		
FB	–	49	Jamize Olawale				

DEFENSE

DE	–	90	DeMarcus Lawrence	92	Dorance Armstrong	<u>56</u>	<u>Joe Jackson</u>
DT	–	96	Maliek Collins	<u>79</u>	<u>Trysten Hill</u>		
DT	–	99	Antwaun Woods	95	Christian Covington		
DE	–	98	Tyrone Crawford	97	Taco Charlton	51	Kerry Hyder
SLB	–	50	Sean Lee	<u>57</u>	<u>Luke Gifford</u>		
MLB	–	54	Jaylon Smith	53	Justin March		
WLB	–	55	Leighton Vander Esch	48	Joe Thomas		
CB	–	24	Chidobe Awuzie	29	C.J. Goodwin		
CB	–	30	Anthony Brown	27	Jourdan Lewis		
CB	–	31	Byron Jones				
SS	–	38	Jeff Heath	35	Kavon Frazier	<u>37</u>	<u>Donovan Wilson</u>
FS	–	25	Xavier Woods	23	Darian Thompson		

SPECIAL TEAMS

P	–	6	Chris Jones		
K	–	2	Brett Maher		
LS	–	91	Louis Philippe Ladouceur		
H	–	6	Chris Jones		
KOR	–	<u>20</u>	<u>Tony Pollard</u>	27	Jourdan Lewis
PR	–	10	Tavon Austin	18	Randall Cobb

PRONUNCIATION GUIDE

DORANCE Armstrong	DOOR-intz	Louis-Philippe LADOUCEUR	LAH-doo-sahr
CHIDOBE AWUZIE	CHI-doh-bay ah-WUZ-yeh	Brett MAHER	MAH-her
LA'EL Collins	luhEL	JAMIZE OLAWALE	juh-MAZE oh-lah-WALLY
MALIEK Collins	mah-LEEK	XAVIER SU'A-FILO	ZAY-vee-er SUE-ah-fee-low
KAVON Frazier	KAY-von	XAVIER Woods	ECK-zay-vee-er

COACHING STAFF

Head Coach: Jason Garrett

Assistants: Ken Amato (defensive asst./linebackers), Brett Bech (strength and conditioning), Ben Bloom (linebackers), Gary Brown (running backs), Stephen Brown (offensive asst./running backs), Marc Colombo (offensive line), Judd Garrett (dir. advance scouting/wide receivers), Greg Jackson (safeties), Jon Kitna (quarterbacks), Adam Klefner (asst. offensive line), Sanjay Lal (wide receivers), Leon Lett (defensive tackles), Rod Marinelli (defensive coordinator/defensive line), Kellen Moore (offensive coordinator), Doug Nussmeier (tight ends), Keith O'Quinn (special teams coordinator), Markus Paul (strength and conditioning), Carlos Polk (asst. special teams), Kris Richard (passing game coordinator/defensive backs), Kendall Smith (asst. strength and conditioning), Kyle Valero (offensive asst./tight ends), Mike Woicik (director of strength and conditioning).

DALLAS COWBOYS 2019 ALPHABETICAL ROSTER

NO	NAME	POS	HGT	WGT	BIRTH-DATE	NFL EXP	COLLEGE	HIGH SCHOOL HOMETOWN
92	Armstrong, Dorance	DE	6-4	262	6/10/97	2	Kansas	Houston, Texas
10	Austin, Tavon	WR	5-8	185	3/15/90	7	West Virginia	Baltimore, Md.
24	Awuzie, Chidobe	CB	6-0	203	5/24/95	3	Colorado	San Jose, Calif.
30	Brown, Anthony	CB	5-11	198	12/15/93	4	Purdue	Tampa, Fla.
97	Charlton, Taco	DE	6-6	275	11/7/94	3	Michigan	Pickerington, Ohio
18	Cobb, Randall	WR	5-10	195	8/22/90	9	Kentucky	Maryville, Tenn.
71	Collins, La'el	T	6-4	323	7/26/93	5	Louisiana State	Baton Rouge, La.
96	Collins, Maliek	DT	6-2	310	4/8/95	4	Nebraska	Kansas City, Mo.
19	Cooper, Amari	WR	6-1	225	6/17/94	5	Alabama	Miami, Fla.
95	Covington, Christian	DT	6-2	300	10/16/93	5	Rice	Vancouver, B.C.
98	Crawford, Tyrone	DL	6-4	285	11/22/89	8	Boise State	Windsor, Ontario
21	Elliott, Ezekiel	RB	6-0	228	7/22/95	4	Ohio State	St. Louis, Mo.
75	Fleming, Cameron	T	6-5	320	9/3/92	6	Stanford	Fort Hood, Texas
35	Frazier, Kavon	S	6-0	223	8/11/94	4	Central Michigan	Grand Rapids, Mich.
72	Frederick, Travis	C	6-4	320	3/18/91	7	Wisconsin	Sharon, Wis.
13	Gallup, Michael	WR	6-1	205	3/4/96	2	Colorado State	Monroe, Ga.
57	Gifford, Luke	LB	6-3	245	8/28/95	R	Nebraska	Lincoln, Neb.
29	Goodwin, C.J.	CB	6-3	198	2/4/90	4	California (PA)	Wheeling, West Va.
38	Heath, Jeff	S	6-1	212	5/14/91	7	Saginaw Valley State	Lake Orion, Mich.
79	Hill, Trysten	DT	6-3	310	3/25/98	R	Central Florida	Lee, Fla.
51	Hyder, Kerry	DE	6-2	275	5/2/91	4	Texas Tech	Austin, Texas
56	Jackson, Joe	DE	6-4	285	12/20/96	R	Miami	Homestead, Fla.
89	Jarwin, Blake	TE	6-5	260	7/16/94	3	Oklahoma State	Tuttle, Okla.
31	Jones, Byron	CB	6-1	200	9/26/92	5	Connecticut	New Britain, Conn.
6	Jones, Chris	P	6-0	205	7/21/89	8	Carson Newman	Rome, Ga.
69	Knight, Brandon	G	6-4	310	4/1/97	R	Indiana	Noblesville, Ind.
91	Ladouceur, Louis-Philippe	LS	6-5	256	3/13/81	15	California	Pointe-Claire, Quebec
90	Lawrence, DeMarcus	DE	6-3	265	4/28/92	6	Boise State	Aiken, S.C.
50	Lee, Sean	LB	6-2	245	7/22/86	10	Penn State	Pittsburgh, Pa.
27	Lewis, Jourdan	CB	5-10	195	8/31/95	3	Michigan	Detroit, Mich.
73	Looney, Joe	C	6-3	315	8/31/90	8	Wake Forest	Lake Worth, Fla.
2	Maher, Brett	K	6-0	190	11/21/89	2	Nebraska	Kearney, Neb.
53	March, Justin	LB	5-11	232	7/5/93	5	Akron	Danville, Ill.
70	Martin, Zack	G	6-4	315	11/20/90	6	Notre Dame	Indianapolis, Ind.
49	Olawale, Jamize	FB	6-1	242	4/17/89	8	North Texas	Long Beach, Calif.
20	Pollard, Tony	RB	6-0	215	4/30/97	R	Memphis	Memphis, Tenn.
4	Prescott, Dak	QB	6-2	235	7/29/93	4	Mississippi State	Haughton, La.
61	Redmond, Adam	C	6-6	310	5/19/93	2	Harvard	Strongsville, Ohio
7	Rush, Cooper	QB	6-3	225	11/21/93	3	Central Michigan	Charlotte, Mich.
86	Schultz, Dalton	TE	6-5	260	7/11/96	2	Stanford	South Jordan, Utah
15	Smith, Devin	WR	6-1	205	3/3/92	3	Ohio State	Massillon, Ohio
54	Smith, Jaylon	LB	6-2	248	6/14/95	3	Notre Dame	Fort Wayne, Ind.
77	Smith, Tyron	T	6-5	320	12/12/90	9	Southern California	Moreno Valley, Calif.
76	Su'a-Filo, Xavier	G	6-4	312	1/1/91	6	UCLA	American Fork, Utah
48	Thomas, Joe	LB	6-1	233	5/6/91	5	South Carolina State	Blackville, S.C.
23	Thompson, Darian	S	6-2	212	9/22/93	4	Boise State	Lancaster, Calif.
55	Vander Esch, Leighton	LB	6-4	255	2/8/96	2	Boise State	Riggins, Idaho
52	Williams, Connor	G	6-5	320	5/12/97	2	Texas	Coppell, Texas
11	Wilson, Cedrick	WR	6-2	200	11/20/95	2	Boise State	Memphis, Tenn.
37	Wilson, Donovan	S	6-0	208	2/21/95	R	Texas A&M	Shreveport, La.
82	Witten, Jason	TE	6-6	263	5/6/82	16	Tennessee	Elizabethton, Tenn.
99	Woods, Antwaun	DT	6-1	310	1/3/93	2	Southern California	Los Angeles, Calif.
25	Woods, Xavier	S	5-11	208	7/26/95	3	Louisiana Tech	Monroe, La.
PRACTICE SQUAD								
83	Bryant, Ventell	WR	6-3	205	8/24/96	R	Temple	Tampa, Fla.
46	Chunn, Jordan	RB	6-0	230	1/2/95	1	Troy	Gurley, Ala.
59	Covington, Chris	LB	6-2	245	1/3/96	2	Indiana	Chicago, Ill.
87	Hikutini, Cole	TE	6-4	240	6/11/94	2	Louisville	Sacramento, Calif.
65	Hyatt, Mitch	T	6-5	305	2/6/97	R	Clemson	Suwanee, Ga.
33	Jackson, Mike	CB	6-1	210	1/10/97	R	Miami	Birmingham, Ala.
32	Olumba, Donovan	CB	6-2	205	9/26/95	1	Portland State	Tucson, Ariz.
5	Thorson, Clayton	QB	6-4	222	6/15/95	R	Northwestern	Wheaton, Ill.
28	Weber, Mike	RB	5-10	210	8/25/97	R	Ohio State	Detroit, Mich.
64	Wise, Daniel	DE	6-3	285	1/16/96	R	Kansas	Lewisville, Texas
RESERVE/SUSPENDED								
58	Quinn, Robert	DE	6-4	260	5/18/90	9	North Carolina	Ladson, S.C.
RESERVE/PUP								
85	Brown, Noah	WR	6-2	222	1/6/96	3	Ohio State	Flanders, N.J.
RESERVE/INJURED								
74	Jelks, Jalen	DE	6-5	260	8/3/96	R	Oregon	Phoenix, Ariz.
81	Johnson, Jon'vea	WR	6-0	195	12/23/95	R	Toledo	Gary, Ind.
14	Lenoir, Lance	WR	6-0	208	2/9/95	2	Western Illinois	Chicago, Ill.
66	McGovern, Connor**	G	6-5	316	11/3/97	R	Penn State	Larksville, Pa.
60	Puni, Derrick	T	6-5	315	12/13/94	R	Central Missouri	St. Charles, Mo.
93	Ross, Daniel	DT	6-4	300	3/15/93	3	N.E. Mississippi C.C.	Louisville, Ky.
39	Westry, Chris	CB	6-4	210	7/10/97	R	Kentucky	Orange Park, Fla.
78	Wichmann, Cody	G	6-5	320	3/2/92	3	Fresno State	Mariposa, Calif.

** Eligible for return

DALLAS COWBOYS 2019 NUMERICAL ROSTER

NO	NAME	POS	HGT	WGT	AGE	EXP	COLLEGE	HOW ACQ
2	Brett Maher	K	6-0	190	29	2	Nebraska	FA-'18
4	Dak Prescott	QB	6-2	235	26	4	Mississippi State	D4b-'16
6	Chris Jones	P	6-0	205	30	8	Carson Newman	FA-'11
7	Cooper Rush	QB	6-3	225	25	3	Central Michigan	UDFA-'17
10	Tavon Austin	WR	5-8	185	29	7	West Virginia	T(LAR)-'18
11	Cedrick Wilson	WR	6-2	200	23	2	Boise State	D6b-'18
13	Michael Gallup	WR	6-1	205	23	2	Colorado State	D3-'18
15	Devin Smith	WR	6-1	205	27	3	Ohio State	FA-'19
18	Randall Cobb	WR	5-10	195	29	9	Kentucky	UFA(GB)-'19
19	Amari Cooper	WR	6-1	225	25	5	Alabama	T(Oak)-'18
20	Tony Pollard	RB	6-0	215	22	R	Memphis	D4a-'19
21	Ezekiel Elliott	RB	6-0	228	24	4	Ohio State	D1-'16
23	Darian Thompson	S	6-2	212	27	4	Boise State	FA-'18
24	Chidobe Awuzie	CB	6-0	203	24	3	Colorado	D2-'17
25	Xavier Woods	S	5-11	208	24	3	Louisiana Tech	D6a-'17
27	Jourdan Lewis	CB	5-10	195	24	3	Michigan	D3-'17
29	C.J. Goodwin	CB	6-3	198	29	4	California (PA)	PS(Cin)-'18
30	Anthony Brown	CB	5-11	198	25	4	Purdue	D6a-'16
31	Byron Jones	CB	6-1	200	26	5	Connecticut	D1-'15
35	Kavon Frazier	S	6-0	223	25	4	Central Michigan	D6b-'16
37	Donovan Wilson	S	6-0	208	24	R	Texas A&M	D6-'19
38	Jeff Heath	S	6-1	212	28	7	Saginaw Valley State	UDFA-'13
48	Joe Thomas	LB	6-1	233	28	5	South Carolina State	FA-'18
49	Jamize Olawale	FB	6-1	242	30	8	North Texas	T(Oak)-'18
50	Sean Lee	LB	6-2	245	33	10	Penn State	D2-'10
51	Kerry Hyder	DE	6-2	275	28	4	Texas Tech	FA-'19
52	Connor Williams	G	6-5	320	22	2	Texas	D2-'18
53	Justin March	LB	5-11	232	26	5	Akron	FA-'17
54	Jaylon Smith	LB	6-2	248	24	3	Notre Dame	D2-'16
55	Leighton Vander Esch	LB	6-4	255	23	2	Boise State	D1-'18
56	Joe Jackson	DE	6-4	285	22	R	Miami	D5b-'19
57	Luke Gifford	LB	6-3	245	24	R	Nebraska	UDFA-'19
61	Adam Redmond	C	6-6	310	26	2	Harvard	W(Buf)-'18
69	Brandon Knight	G	6-4	310	22	R	Indiana	UDFA-'19
70	Zack Martin	G	6-4	315	28	6	Notre Dame	D1-'14
71	La'el Collins	T	6-4	323	26	5	Louisiana State	UDFA-'15
72	Travis Frederick	C	6-4	320	28	7	Wisconsin	D1-'13
73	Joe Looney	C	6-3	315	29	8	Wake Forest	UFA(Ten)-'16
75	Cameron Fleming	T	6-5	320	27	6	Stanford	UFA(NE)-'18
76	Xavier Su'a-Filo	G	6-4	312	28	6	UCLA	FA-'18
77	Tyron Smith	T	6-5	320	28	9	Southern California	D1-'11
79	Trysten Hill	DT	6-3	310	21	R	Central Florida	D2-'19
82	Jason Witten	TE	6-6	263	37	16	Tennessee	FA-'19
86	Dalton Schultz	TE	6-5	260	23	2	Stanford	D4b-'18
89	Blake Jarwin	TE	6-5	260	25	3	Oklahoma State	UDFA-'17
90	DeMarcus Lawrence	DE	6-3	265	27	6	Boise State	D2-'14
91	Louis-Philippe Ladouceur	LS	6-5	256	38	15	California	FA-'05
92	Dorance Armstrong	DE	6-4	262	22	2	Kansas	D4a-'18
95	Christian Covington	DT	6-2	300	25	5	Rice	UFA(Hou)-'19
96	Maliek Collins	DT	6-2	310	24	4	Nebraska	D3-'16
97	Taco Charlton	DE	6-6	275	24	3	Michigan	D1-'17
98	Tyrone Crawford	DL	6-4	285	29	8	Boise State	D3-'12
99	Antwaun Woods	DT	6-1	310	26	2	Southern California	FA-'18
PRACTICE SQUAD								
5	Clayton Thorson	QB	6-4	222	24	R	Northwestern	FA-'19
28	Mike Weber	RB	5-10	210	22	R	Ohio State	D7a-'19
32	Donovan Olumba	CB	6-2	205	23	1	Portland State	UDFA-'18
33	Mike Jackson	CB	6-1	210	22	R	Miami	D5a-'19
46	Jordan Chunn	RB	6-0	230	24	1	Troy	UDFA-'18
59	Chris Covington	LB	6-2	245	23	2	Indiana	D6a-'18
64	Daniel Wise	DE	6-3	285	23	R	Kansas	UDFA-'19
65	Mitch Hyatt	T	6-5	305	22	R	Clemson	UDFA-'19
83	Ventell Bryant	WR	6-3	205	23	R	Temple	FA-'19
87	Cole Hikutini	TE	6-4	240	25	2	Louisville	FA-'19
RESERVE/SUSPENDED								
58	Robert Quinn	DE	6-4	260	29	9	North Carolina	T(Mia)-19
RESERVE/PUP								
85	Noah Brown	WR	6-2	222	23	3	Ohio State	D7b-'17
RESERVE/INJURED								
14	Lance Lenoir	WR	6-0	208	24	2	Western Illinois	UDFA-'17
39	Chris Westry	CB	6-4	210	22	R	Kentucky	UDFA-'19
60	Derrick Puni	T	6-5	315	24	R	Central Missouri	UDFA-'19
66	Connor McGovern**	G	6-5	316	21	R	Penn State	D3-'19
74	Jalen Jelks	DE	6-5	260	23	R	Oregon	D7b-'19
78	Cody Wichmann	G	6-5	320	27	3	Fresno State	FA-'18
81	Jon'vea Johnson	WR	6-0	195	23	R	Toledo	UDFA-'19
93	Daniel Ross	DT	6-4	300	26	3	N.E. Mississippi C.C.	PS(KC)-'17

** Eligible for return

DALLAS COWBOYS 2019 POSITIONAL ROSTER

NO.	NAME	POS	HGT	WGT	AGE	NFL EXP	COLLEGE	HOW ACQ
Quarterback (2)								
4	Dak Prescott	QB	6-2	235	26	4	Mississippi State	D4b-'16
7	Cooper Rush	QB	6-3	225	25	3	Central Michigan	UDFA-'17
Running Back (3)								
20	Tony Pollard	RB	6-0	215	22	R	Memphis	D4a-'19
21	Ezekiel Elliott	RB	6-0	228	24	4	Ohio State	D1-'16
49	Jamize Olawale	FB	6-1	242	30	8	North Texas	T(Oak)-'18
Wide Receiver (6)								
10	Tavon Austin	WR	5-8	185	29	7	West Virginia	T(LAR)-'18
11	Cedrick Wilson	WR	6-2	200	23	2	Boise State	D6b-'18
13	Michael Gallup	WR	6-1	205	23	2	Colorado State	D3-'18
15	Devin Smith	WR	6-1	205	27	3	Ohio State	FA-'19
18	Randall Cobb	WR	5-10	195	29	9	Kentucky	UFA(GB)-'19
19	Amari Cooper	WR	6-1	225	25	5	Alabama	T(Oak)-'18
Tight End (3)								
82	Jason Witten	TE	6-6	263	37	16	Tennessee	FA-'19
86	Dalton Schultz	TE	6-5	260	23	2	Stanford	D4b-'18
89	Blake Jarwin	TE	6-5	260	25	3	Oklahoma State	UDFA-'17
Offensive Line (10)								
52	Connor Williams	G	6-5	320	22	2	Texas	D2-'18
61	Adam Redmond	C	6-6	310	26	2	Harvard	W(Buf)-'18
69	Brandon Knight	T	6-4	310	22	R	Indiana	UDFA-'19
70	Zack Martin	G	6-4	315	28	6	Notre Dame	D1-'14
71	La'el Collins	T	6-4	323	26	5	Louisiana State	UDFA-'15
72	Travis Frederick	C	6-4	320	28	7	Wisconsin	D1-'13
73	Joe Looney	C	6-3	315	29	8	Wake Forest	UFA(Ten)-'16
75	Cameron Fleming	T	6-5	320	26	6	Stanford	UFA(NE)-'18
76	Xavier Su'a-Filo	G	6-4	312	28	6	UCLA	FA-'18
77	Tyron Smith	T	6-5	320	28	9	Southern California	D1-'11
Defensive Line (10)								
51	Kerry Hyder	DE	6-2	275	28	4	Texas Tech	FA-'19
56	Joe Jackson	DE	6-4	285	22	3	Miami	D5b-'19
79	Trysten Hill	DT	6-3	310	21	R	Central Florida	D2-'19
90	DeMarcus Lawrence	DE	6-3	265	27	6	Boise State	D2-'14
92	Dorance Armstrong	DE	6-4	262	22	2	Kansas	D4a-'18
95	Christian Covington	DT	6-2	300	25	5	Rice	UFA(Hou)-'19
96	Maliek Collins	DT	6-2	310	24	4	Nebraska	D3-'16
97	Taco Charlton	DE	6-6	275	24	3	Michigan	D1-'17
98	Tyrone Crawford	DL	6-4	285	29	8	Boise State	D3-'12
99	Antwaun Woods	DT	6-1	310	26	2	Southern California	FA-'18
Linebackers (6)								
48	Joe Thomas	LB	6-1	233	28	5	South Carolina State	FA-'18
50	Sean Lee	LB	6-2	245	33	10	Penn State	D2-'10
53	Justin March	LB	5-11	232	26	5	Akron	FA-'17
54	Jaylon Smith	LB	6-2	248	24	3	Notre Dame	D2-'16
55	Leighton Vander Esch	LB	6-4	255	23	2	Boise State	D1-'18
57	Luke Gifford	LB	6-3	245	24	R	Nebraska	UDFA-'19
Defensive Backs (10)								
23	Darian Thompson	S	6-2	212	27	4	Boise State	FA-'18
24	Chidobe Awuzie	CB	6-0	203	24	3	Colorado	D2-'17
25	Xavier Woods	S	5-11	208	24	3	Louisiana Tech	D6a-'17
27	Jourdan Lewis	CB	5-10	195	24	3	Michigan	D3-'17
29	C.J. Goodwin	CB	6-3	198	29	4	California (PA)	PS(Cin)-'18
30	Anthony Brown	CB	5-11	198	25	4	Purdue	D6a-'16
31	Byron Jones	CB	6-1	200	26	5	Connecticut	D1-'15
35	Kavon Frazier	S	6-0	223	25	4	Central Michigan	D6b-'16
37	Donovan Wilson	S	6-0	208	24	R	Texas A&M	D6-'19
38	Jeff Heath	S	6-1	212	28	7	Saginaw Valley State	UDFA-'13
Specialists (3)								
2	Brett Maher	K	6-0	190	29	2	Nebraska	FA-'18
6	Chris Jones	P	6-0	205	30	8	Carson Newman	FA-'11
91	Louis-Philippe Ladouceur	LS	6-5	256	38	15	California	FA-'05

★ HOW THE COWBOYS WERE BUILT ★

FROM THE DRAFT (33):

2010 - Sean Lee (2nd, Penn State)
2011 - Tyron Smith (1st, Southern California)
2012 - Tyrone Crawford (3rd, Boise State)
2013 - Travis Frederick (1st, Wisconsin)
2014 - Zack Martin (1st, Notre Dame)
 DeMarcus Lawrence (2nd, Boise State)
2015 - Byron Jones (1st, Connecticut)
2016 - Ezekiel Elliott (1st, Ohio State)
 Jaylon Smith (2nd, Notre Dame)
 Maliek Collins (3rd, Nebraska)
 Dak Prescott (4th, Mississippi State)
 Anthony Brown (6th, Purdue)
 Kavon Frazier (6th, Central Michigan)
2017 - Taco Charlton (1st, Michigan)
 Chidobe Awuzie (2nd, Colorado)
 Jourdan Lewis (3rd, Michigan)
 Xavier Woods (6th, Louisiana Tech)
 Noah Brown (7th, Ohio State)Ω
2018 - Leighton Vander Esch (1st, Boise State)
 Connor Williams (2nd, Texas)
 Michael Gallup (3rd, Colorado State)
 Dorance Armstrong (4th, Kansas)
 Dalton Schultz (4th, Stanford)
 Chris Covington (6th, Indiana)^
 Cedrick Wilson (6th, Boise State)^
2019 - Trysten Hill (2nd, Central Florida)
 Connor McGovern (3rd, Penn State)Φ
 Tony Pollard (4th, Memphis)
 Mike Jackson (5th, Miami)^
 Joe Jackson (5th, Miami)
 Donovan Wilson (6th, Texas A&M)
 Mike Weber (7th, Ohio State)^
 Jalen Jelks (7th, Oregon)*

SIGNED AS FREE AGENTS (25):

2005 - Louis-Philippe Ladouceur (California)
2011 - Chris Jones (Carson Newman)/
2013 - Jeff Heath (Saginaw Valley State)/
2015 - La'el Collins (Louisiana State)/
2016 - #Joe Looney (Tennessee, Wake Forest)
2017 - Justin March (Akron)
 Blake Jarwin (Oklahoma State)/
 Cooper Rush (Central Michigan)/
2018 - #Cameron Fleming (Stanford)
 Brett Maher (Nebraska)
 Xavier Su'a-Filo (UCLA)
 #Joe Thomas (South Carolina State from Green Bay)
 Darian Thompson (Boise State)
 Cody Wichmann (Fresno State)*
 Antwaun Woods (Southern California)
2019 - #Randall Cobb (Kentucky from Green Bay)
 #Christian Covington (Rice from Houston)
 Luke Gifford (Nebraska)/
 Kerry Hyder (Texas Tech)
 Jon'Vea Johnson (Toledo)/
 Brandon Knight (Indiana)/
 Devin Smith (Ohio State)
 Chris Westry (Kentucky)/
 Jason Witten (Tennessee)

IN TRADES (4):

2018 - Tavon Austin (West Virginia from L.A. Rams)
 Amari Cooper (Alabama from Oakland)
 Jamize Olawale (North Texas from Oakland)
 Robert Quinn (North Carolina from Miami)-

WAIVERS (1):

2018 - Adam Redmond (Harvard from Buffalo)

PRACTICE SQUAD (2):

2017 - Daniel Ross (N.E. Mississippi C.C. from Kansas City)*
2018 - C.J. Goodwin (California [PA] from Cincinnati)

Unrestricted Free Agent % Restricted Free Agent / Undrafted Free Agent
 ^ Practice Squad * Reserve/Injured Φ Reserve/Injured-Returnable
 Ω Reserve/PUP or Reserve/NFI - Reserve/Suspended \$ Reserve/Did not Report

★ CONTRACT STATUS ★

Player	Signed Thru	Player	Signed Thru	Player	Signed Thru
Armstrong, Dorance	2021	Hyder, Kerry.....	2019	Redmond, Adam.....	2019
Austin, Tavon	2019	Jackson, Joe.....	2022	Ross, Daniel*	2019
Awuzie, Chidobe.....	2020	Jarwin, Blake	2019	Rush, Cooper	2019
Brown, Anthony	2019	Jelks, Jalen*	2022	Schultz, Dalton	2021
Brown, Noah Ω	2020	Johnson, Jon'Vea*.....	2021	Smith, Devin	2020
Charlton, Taco	2020	Jones, Byron.....	2019	Smith, Jaylon	2025
Cobb, Randall.....	2019	Jones, Chris.....	2021	Smith, Tyron	2023
Collins, La'el	2024	Knight, Brandon.....	2021	Su'a-Filo, Xavier	2019
Collins, Maliek	2019	Ladouceur, L.P.	2019	Thomas, Joe	2019
Cooper, Amari.....	2019	Lawrence, DeMarcus.....	2023	Thompson, Darian	2019
Covington, Christian	2019	Lee, Sean	2019	Vander Esch, Leighton	2021
Crawford, Tyrone	2020	Lewis, Jourdan	2020	Westry, Chris*	2021
Elliott, Ezekiel.....	2026	Looney, Joe	2019	Wichmann, Cody*	2020
Fleming, Cameron	2019	Maher, Brett.....	2019	Williams, Connor	2021
Frazier, Kavon	2019	March, Justin	2019	Wilson, Cedrick.....	2020
Frederick, Travis.....	2023	Martin, Zack.....	2024	Wilson, Donovan	2022
Gallup, Michael.....	2021	McGovern, ConnorΦ	2022	Witten, Jason.....	2019
Gifford, Luke	2021	Olawale, Jamize	2019	Woods, Antwaun.....	2019
Goodwin, C.J.	2019	Pollard, Tony.....	2022	Woods, Xavier	2020
Heath, Jeff	2019	Prescott, Dak.....	2019		
Hill, Trysten.....	2022	Quinn, Robert.....	2019		

DALLAS COWBOYS CONTRACT ANALYSIS

	OFFENSE	2019	2020	2021	2022	2023	2024	2025	2026
QB	Prescott, Dak		UFA						
	Rush, Cooper		RFA	UFA					
RB	Elliott, Ezekiel								UFA
	Olawale, Jamize		OPTION	OPTION	UFA				
	Pollard, Tony					UFA			
WR	Austin, Tavon		UFA						
	Brown, Noah#			UFA					
	Cobb, Randall		UFA						
	Cooper, Amari		UFA						
	Gallup, Michael				UFA				
	Johnson, Jon'Vea*				RFA	UFA			
	Smith, Devin			UFA					
	Wilson, Cedrick			RFA	UFA				
TE	Jarwin, Blake		RFA	UFA					
	Schultz, Dalton				UFA				
	Witten, Jason		UFA						
OL	Collins, La'el							UFA	
	Fleming, Cameron		OPTION	UFA					
	Frederick, Travis						UFA		
	Knight, Brandon				RFA	UFA			
	Looney, Joe		UFA						
	Martin, Zack							UFA	
	McGovern, Connor*					UFA			
	Redmond, Adam		ERFA	RFA	UFA				
	Smith, Tyron						UFA		
	Su'a-Filo, Xavier		UFA						
	Wichmann, Cody*			UFA					
	Williams, Connor				UFA				

	DEFENSE	2019	2020	2021	2022	2023	2024	2025	2026
DL	Armstrong, Dorance				UFA				
	Charlton, Taco			OPTION	UFA				
	Collins, Maliek		UFA						
	Covington, Christian		UFA						
	Crawford, Tyrone			UFA					
	Hill, Trysten					UFA			
	Hyder, Kerry		UFA						
	Jackson, Joe					UFA			
	Jelks, Jalen*					UFA			
	Lawrence, Demarcus						UFA		
	Quinn, Robert		UFA						
	Ross, Daniel		RFA	UFA					
	Woods, Antwaun		ERFA	RFA	UFA				
LB	Gifford, Luke				RFA	UFA			
	Lee, Sean		UFA						
	March, Justin		UFA						
	Smith, Jaylon								UFA
	Thomas, Joe		UFA						
	Vander Esch, Leighton				OPTION	UFA			
DB	Awuzie, Chidobe			UFA					
	Brown, Anthony		UFA						
	Frazier, Kavon		UFA						
	Goodwin, C.J.		UFA						
	Heath, Jeff		UFA						
	Jones, Byron		UFA						
	Lewis, Jourdan			UFA					
	Powell, Tyvis*			UFA					
	Showers, Jameill*		ERFA	RFA	UFA				
	Thompson, Darian		UFA						
	Westry, Chris*				RFA	UFA			
	Wilson, Donovan					UFA			
	Woods, Xavier			UFA					

	SPECIAL TEAMS	2019	2020	2021	2022	2023	2024	2025	2026
ST	Jones, Chris				UFA				
	Ladouceur, L.P.		UFA						
	Maher, Brett		ERFA	RFA	UFA				

	Player is under contract for season
	Player will be an exclusive rights free agent
	Player will be an unrestricted free agent
	Player will be a restricted free agent
	Player has a club option available
	*-Reserve/Injured ^-Reserve/Suspended #-Reserve/PUP &-Reserve/Did Not Report

★ WHEN THE COWBOYS WERE BUILT ★

Here's a look at when they came to the NFL and the Cowboys

1st Round (10)

[9] Tyron Smith (2011)
 [14] Robert Quinn (2011-StL)-
 [8] Tavon Austin (2013-StL)
 [31] Travis Frederick (2013)
 [16] Zack Martin (2014)
 [4] Amari Cooper (2015-Oak)
 [27] Byron Jones (2015)
 [4] Ezekiel Elliott (2016)
 [28] Taco Charlton (2017)
 [19] Leighton Vander Esch (2018)

2nd Round (9)

[55] Sean Lee (2010)
 [64] Randall Cobb (2011-GB)
 [33] Xavier Su'a-Filo (2014-Hou)
 [34] DeMarcus Lawrence (2014)
 [37] Devin Smith (2015-NYJ)
 [34] Jaylon Smith (2016)
 [60] Chidobe Awuzie (2017)
 [50] Connor Williams (2018)
 [58] Trysten Hill (2019)

3rd Round (7)

[69] Jason Witten (2003)
 [81] Tyrone Crawford (2012)
 [67] Maliek Collins (2016)
 [71] Darian Thompson (2016-NYG)
 [92] Jourdan Lewis (2017)
 [81] Michael Gallup (2018)
 [90] Connor McGovern (2019)Φ

4th Round (6)

[117] Joe Looney (2012-SF)
 [140] Cameron Fleming (2014-NE)
 [135] Dak Prescott (2016)
 [116] Dorance Armstrong (2018)
 [137] Dalton Schultz (2018)
 [128] Tony Pollard (2019)

5th Round (3)

[191] Xavier Woods (2017)
 [158] Mike Jackson (2019)^
 [165] Joe Jackson (2019)

6th Round (6)

[216] Christian Covington (2015-Hou)
 [189] Anthony Brown (2016)
 [212] Kavon Frazier (2016)
 [193] Chris Covington (2018)^
 [208] Cedrick Wilson (2018)^
 [213] Donovan Wilson (2019)

7th Round (3)

[239] Noah Brown (2017)Ω
 [218] Mike Weber (2019)^
 [241] Jalen Jelks (2019)*

Undrafted (17)

L.P. Ladouceur (2005-NO)
 Chris Jones (2011)
 Jamize Olawale (2012)
 Jeff Heath (2013)
 Brett Maher (2013-NYJ)
 C.J. Goodwin (2014-Pit)
 Kerry Hyder (2014-NYJ)
 Joe Thomas (2014-GB)
 La'el Collins (2015)
 Justin March (2015-KC)
 Adam Redmond (2016-Ind)
 Antwaun Woods (2016-Ten)
 Blake Jarwin (2017)
 Daniel Ross (2017-KC)*
 Cooper Rush (2017)
 Luke Gifford (2019)
 Brandon Knight (2019)

Unrestricted Free Agent % Restricted Free Agent / Undrafted Free Agent
 ^ Practice Squad * Reserve/Injured Φ Reserve/Injured-Returnable
 Ω Reserve/PUP or Reserve/NFI - Reserve/Suspended \$ Reserve/Did not Report

★ WHEN THEY GOT TO THE COWBOYS ★

2005 (1)

Louis-Philippe Ladouceur, free agent

2010 (1)

Sean Lee, Round 2

2011 (2)

Tyron Smith, Round 1
 Chris Jones, undrafted free agent

2012 (1)

Tyrone Crawford, Round 3

2013 (2)

Travis Frederick, Round 1&
 Jeff Heath, undrafted free agent

2014 (2)

Zack Martin, Round 1
 DeMarcus Lawrence, Round 2

2015 (2)

Byron Jones, Round 1
 La'el Collins, undrafted free agent

2016 (7)

Ezekiel Elliott, Round 1
 Jaylon Smith, Round 2
 Maliek Collins, Round 3
 Dak Prescott, Round 4

2016, cont.

Anthony Brown, Round 6
 Kavon Frazier, Round 6
 Joe Looney, UFA (Ten)

2017 (9)

Taco Charlton, Round 1
 Chidobe Awuzie, Round 2
 Jourdan Lewis, Round 3
 Xavier Woods, Round 6
 Noah Brown, Round 7 Ω
 Justin March, FA
 Blake Jarwin, undrafted free agent
 Cooper Rush, undrafted free agent
 Daniel Ross, practice squad (KC)*

2018 (18)

Leighton Vander Esch, Round 1
 Connor Williams, Round 2
 Michael Gallup, Round 3
 Dorance Armstrong, Round 4
 Dalton Schultz, Round 4
 Chris Covington, Round 6^
 Cedrick Wilson, Round 6^
 Cameron Fleming, UFA (NE)
 Brett Maher, FA
 Xavier Su'a-Filo, FA
 Joe Thomas, FA
 Darian Thompson, FA
 Antwaun Woods, FA

2018, cont.

Tavon Austin, trade (LAR)
 Amari Cooper, trade (Oak)
 Jamize Olawale, trade (Oak)
 Adam Redmond, waivers (Buffalo)
 C.J. Goodwin, practice squad (Cin)^

2019 (16)

Trysten Hill, Round 2
 Connor McGovern, Round 3 Φ
 Tony Pollard, Round 4
 Mike Jackson, Round 5^
 Joe Jackson, Round 5
 Donovan Wilson, Round 6
 Mike Weber, Round 7^
 Jalen Jelks, Round 7*
 Randall Cobb, UFA (GB)
 Christian Covington, UFA (Hou)
 Kerry Hyder, FA
 Devin Smith, FA
 Jason Witten, FA
 Robert Quinn, trade (Mia)-
 Luke Gifford, undrafted free agent
 Brandon Knight, undrafted free agent

★ 2019 TRANSACTIONS BY DATE ★

Jan. 13.....Signed **Jake Campos, Jordan Chunn, Treston Decoud, Donovan Olumba, Kyle Queiro, Aziz Shittu and Cody Wichmann** to Reserve/Future list.

Jan. 18.....Signed **Devin Smith** to Reserve/Future list.

Feb. 7.....Signed **Reggie Davis**.

March 6.....Signed **Jason Witten**.

March 7.....Signed **Justin March-Lillard and Darian Thompson**.

March 8.....Signed **Daniel Ross** and exercised options on **Allen Hurns, Joe Looney and Joe Thomas**.

March 11...Signed **Codey McElroy**.

March 14...Signed **Christian Covington and Jamize Olawale**.

March 15...Signed **Cameron Fleming**.

March 19...Signed **Kerry Hyder and L.P. Ladouceur**.

March 20...Signed **Tavon Austin and Drew Scott**.

March 21...Signed **Randall Cobb**.

March 25...Signed **George Iloka**.

March 29...Acquired **Robert Quinn** in a trade with Miami and released **Marqueston Huff**.

April 5.....Signed **Casey Redfern**.

April 9.....Signed **DeMarcus Lawrence and Shakir Soto**.

April 10.....Waived **Parker Ehinger and Aziz Shittu**.

April 26.....Drafted **Trysten Hill and Connor McGovern**.

April 27.....Drafted **Tony Pollard, Mike Jackson, Joe Jackson, Donovan Wilson, Mike Weber, Jalen Jelks**.

May 10.....Signed **Larry Allen, Jr., Andrew Dowell, Luke Gifford, Jalen Guyton, Nate Hall, Mitch Hyatt, Jon'Vea Johnson, Brandon Knight, Justin Phillips, Derrick Puni, Ricky Walker, Chris Westry, Daniel Wise**.

June 19....Waived **Justin Phillips**. Signed **Ryan Yurachek**.

July 24.....Released **Allen Hurns**. Signed **Taryn Christion**.

July 26.....Placed **Noah Brown, Tyrone Crawford, Byron Jones and DeMarcus Lawrence** on Active/PUP. Placed **Chris Covington** on Active/NFI. Placed **Ezekiel Elliott** on Reserve/Did Not Report.

July 30.....Signed **Alfred Morris**.

Aug. 1.....Waived **Larry Allen Jr.** Waived/Injured **Andrew Dowell**. Signed **Justin Phillips**.

Aug. 3.....Claimed **Tariq Cole** off waivers from Arizona.

Aug. 4.....Waived **Tariq Cole**.

Aug. 6.....Waived **Rico Gathers**. Signed **Lukayus McNeil and Tyvis Powell**.

Aug. 7.....Waived/Injured **Lance Lenoir and Derrick Puni**. Signed **Juwann Bushell-Beatty and Marcus Lucas**.

Aug. 21.....Signed **Jaylon Smith** to a five-year contract extension.

Aug. 31.....Waived **Juwan Bushell-Beatty, Jake Campos, Taryn Christion, Jordan Chunn, Chris Covington, Reggie Davis, Treston Decoud, Jalen Guyton, Nate Hall, Mitch Hyatt, Darius Jackson, Mike Jackson, Marcus Lucas, Lukayus McNeil, Donovan Olumba, Justin Phillips, Kyle Queiro, Kasey Redfern, Drew Scott, Shakir Soto, Ricky Walker, Mike Weber, Mike White, Cedrick Wilson, Daniel Wise and Ryan Yurachek**. Released **George Iloka**. Waived/Injured **Codey McElroy, Tyvis Powell and Jameill Showers**. Placed **Noah Brown** on Reserve/PUP and **Jalen Jelks, Jon'Vea Johnson, Daniel Ross, and Chris Westry** on Reserve/Injured. Placed **Robert Quinn** on Reserve/Suspended.

Sept. 2.....Signed **Ventell Bryant, Chris Covington, Cole Hikutini, Michael Jackson, Donovan Olumba, Clayton Thorson, Mike Weber, Cedrick Wilson and Daniel Wise** to the practice squad. Placed **Connor McGovern** on Reserve/Injured. Signed **Jordan Chunn**. Released **Rolando McClain**.

Sept. 3.....Signed **La'el Collins** to a five-year contract extension.

Sept. 4.....Signed **Ezekiel Elliott** to a six-year contract extension.

Sept. 7.....Released **Alfred Morris** and activated **Ezekiel Elliott** from Reserve/Exempt.

Sept. 10....Released **Jordan Chunn**.

Sept. 11....Activated **Chris Covington** from the practice squad and signed **Darius Jackson** to the practice squad.

Sept. 14....Waived **Chris Covington** and activated **Cedrick Wilson** from the practice squad.

Sept. 16....Released **Darius Jackson** from the practice squad and signed **Jordan Chunn** to the practice squad.

★ 2019 TRANSACTIONS BY PLAYER ★

ALLEN, Jr., Larry - G/C
5/10.....Signed
8/1.....Waived
AUSTIN, Tavon - WR
3/20.....Signed
BROWN, Noah - WR
7/26.....Placed on Active/PUP
8/31.....Placed on Reserve/PUP
BRYANT, Ventrell - WR
9/2.....Signed to practice squad
BUSHELL-Beatty, Juwann - T
8/7.....Signed
8/31.....Waived
CAMPOS, Jake - T
1/13.....Signed to Reserve/Future
8/31.....Waived
CHUNN, Jordan - RB
1/13.....Signed to Reserve/Future
8/31.....Waived
9/2.....Signed
9/10.....Released
9/16.....Signed to practice squad
CHRISTION, Taryn - QB
7/24.....Signed
8/31.....Waived
COBB, Randall - WR
3/21.....Signed
COLE, Tariq - G
8/3.....Claimed off waivers from Arizona.
8/4.....Waived
COLLINS, La'el - T
9/3.....Signed a five-year extension
COVINGTON, Chris - LB
7/26.....Placed on Active/NFI
8/31.....Waived
9/2.....Signed to practice squad
9/11.....Activated from practice squad
9/14.....Waived
COVINGTON, Christin - DE
3/14.....Signed
CRAWFORD, Tyrone - DE
7/26.....Placed on Active/PUP
DAVIS, Reggie - WR
2/7.....Signed
8/31.....Waived
DECOUD, Treston - DB
1/13.....Signed to Reserve/Future
8/31.....Waived
DOWELL, Andrew, LB
5/10.....Signed
8/1.....Waived/Injured
EHINGER, Parker - G
4/10.....Waived
ELLIOTT, Ezekiel - RB
7/26.....Placed on Reserve/Did Not Report
9/4.....Signed a six-year extension
9/7.....Activated from Reserve/Exempt
FLEMING, Cameron - T
3/15.....Signed
GATHERS, Rico - TE
Aug. 6...Waived
GIFFORD, Luke - LB
5/10.....Signed
GUYTEN, Jalen - WR
5/10.....Signed
8/31.....Waived
HALL, Nate - LB
5/10.....Signed
8/31.....Waived
HIKUTINI, Cole - TE
9/2.....Signed to practice squad
HILL, Trysten - DT
4/26.....Drafted in the second round

HURNS, Allen - WR
3/8.....Exercised option
7/24.....Released
HYATT, Mitch - T
5/10.....Signed
8/31.....Waived
9/2.....Signed to practice squad
HUFF, Marqueston - CB
3/29.....Released
HYDER, Kerry - DE
3/19.....Signed
ILOKA, George - S
3/25.....Signed
8/31.....Released
JACKSON, Darius - RB
8/11.....Waived
9/11.....Signed to practice squad
9/16.....Released
JACKSON, Joe - DE
4/27.....Drafted in the fifth round
JACKSON, Mike - CB
4/27.....Drafted in the fifth round
8/31.....Waived
9/2.....Signed to practice squad
JELKS, Jalen - DE
4/27.....Drafted in the seventh round
8/31.....Placed on Reserve/Injured
JONES, Byron - CB
7/26.....Placed on Active/PUP
JOHNSON, John'Vea - WR
5/10.....Signed
8/31.....Placed on Reserve/Injured
KNIGHT, Brandon - T
5/10.....Signed
LADOUCEUR, L.P. - LS
3/19.....Signed
LAWRENCE, DeMarcus - DE
4/9.....Signed a six-year extension
7/26.....Placed on Active/PUP
LENOIR, Lance - WR
8/7.....Waived/Injured
LOONEY, Joe - C
3/8.....Exercised option
LUCAS, Marcus - TE
8/7.....Signed
8/31.....Waived
MARCH-LILLARD, Justin - LB
3/7.....Signed
McCLAIN, Rolando - LB
9/2.....Released
McELROY, Codey - TE
3/11.....Signed
8/31.....Waived/Injured
McGOVERN, Connor - G/C
4/26.....Drafted in the third round
9/2.....Placed on Reserve/Injured
McNEIL, Lukyaus - T
Aug. 6...Signed
8/31.....Waived
MORRIS, Alfred - RB
7/30.....Signed
9/7.....Released
OLAWALE, Jamize - FB
3/14.....Signed
OLUMBA, Donovan - DB
1/13.....Signed to Reserve/Future
8/31.....Waived
9/2.....Signed to practice squad
PHILLIPS, Justin - LB
5/10.....Signed
6/19.....Waived
8/1.....Signed
8/31.....Waived

POLLARD, Tony - RB
4/27.....Drafted in the fourth round
POWELL, Tyvis - CB
Aug. 6...Signed
8/31.....Waived/Injured
PUNI, Derrick - T
5/10.....Signed
8/7.....Waived/Injured
QUEIRO, Kyle - LB
1/13.....Signed to Reserve/Future
8/31.....Waived
QUINN, Robert - DE
3/29.....Acquired in a trade with Miami
8/31.....Reserve/Suspended
REDFERN, Casey - P
4/5.....Signed
8/31.....Waived
ROSS, Daniel - DT
3/8.....Signed
8/31.....Reserve/Injured
SCOTT, Drew - LS
3/20.....Signed
8/31.....Waived
SHITTU, Aziz - DT
1/13.....Signed to Reserve/Future
4/10.....Waived
SHOWERS, Jameill - S
8/31.....Waived/Injured
SOTO, Shakir - DT
4/9.....Signed
8/31.....Waived
SMITH, Devin - WR
1/18.....Signed to Reserve/Future
SMITH, Jaylon - LB
8/17.....Signed a five-year extension
THOMAS, Joe - LB
3/8.....Exercised option
THOMPSON, Darian - S
3/7.....Signed
THORSON, Clayton - QB
9/2.....Signed to practice squad
WALKER, Ricky - DT
5/10.....Signed
8/31.....Waived
WICHMANN, Cody - G
1/13.....Signed to Reserve/Future
8/31.....Reserve/Injured
WEBER, Mike - RB
4/27.....Drafted in the seventh round
8/31.....Waived
9/2.....Signed to practice squad
WESTRY, Chris - CB
5/10.....Signed
8/31.....Reserve/Injured
WHITE, Mike - QB
8/31.....Waived
WILSON, Cedrick - WR
8/31.....Waived
9/2.....Signed to practice squad
9/14.....Activated from practice squad
WILSON, DONOVAN - S
4/27.....Drafted in the sixth round
WISE, Daniel - DT
5/10.....Signed
8/31.....Waived
9/2.....Signed to practice squad
WITTEN, Jason - TE
3/6.....Signed
YURACHEK, Ryan - FB
6/19.....Signed
8/31.....Waived