



# NEWS RELEASE

ONE COWBOYS WAY ★ FRISCO, TEXAS 75034 ★ P:972.497.4959 ★ WWW.DALLASCOWBOYS.COM

REGULAR SEASON GAME #10 - SUNDAY, NOVEMBER 19, 2023  
DALLAS COWBOYS AT CAROLINA PANTHERS  
BANK OF AMERICA STADIUM - CHARLOTTE, N.C. - 12:00 P.M. (CST)



### FOX SPORTS/FOX 4 DFW

Play-By-Play: Kevin Burkhardt  
Analyst: Greg Olsen  
Sideline Reporter: Erin Andrews  
Sideline Reporter: Tom Rinaldi



### KRDL-FM 105.3 THE FAN

Play-By-Play: Brad Sham  
Analyst: Babe Laufenberg  
Sideline Reporter: Kristi Scales



### KMVK-FM 107.5 Mega

Play-By-Play: Victor Villalba  
Analyst: Luis Perez



### COMPASS MEDIA (National)

Play-By-Play: Chris Carrino  
Analyst: Danny White

## ★ COWBOYS PR ON TWITTER ★

The official Twitter account of the Dallas Cowboys Public Relations team (@DallasCowboysPR) will provide pertinent stats, information, transactions, game updates and more throughout the week and on gameday. Follow us for the most up-to-date info related to the Cowboys organization.



**QUICK FACTS:**  
DALLAS COWBOYS (6-3)  
AT  
CAROLINA PANTHERS (1-8)

**Regular Season Series Record:**  
Dallas leads the series 10-3

**Last Meeting:**  
@ Dallas 36, Carolina 28, Oct. 3, 2021

**Last Meeting in Carolina:**  
Carolina 16, Dallas 8, Sept. 9, 2018

**Last Cowboys Win:**  
@ Dallas 36, Carolina 28, Oct. 3, 2021

**Series Streak:**  
Carolina has won two of the last three meetings.



## ★ THIS WEEK'S SCHEDULE ★

**Wednesday, Nov. 15**  
10:45 a.m. Player availability  
3:30 p.m. Coach McCarthy press conference

**Thursday, Nov. 16**  
10:45 a.m. Coach McCarthy press conference  
11:45 a.m. Practice (first portion open)  
1:30 p.m. Player availability

**Friday, Nov. 17**  
12:30 p.m. Coach McCarthy conference call  
1:15 p.m. Player conference call

**Saturday, Nov. 18**  
Team travel to Carolina

**Sunday, Nov. 19**  
12:00 p.m. Kickoff at Carolina

## PUBLIC RELATIONS CONTACTS

Tad Carper.....972-497-4953.....tcarper@dallascowboys.net  
 Scott Agulnek.....972-497-4956..... sagulnek@dallascowboys.net  
 Joe Trahan.....972-497-4552.....jtrahan@dallascowboys.net  
 Dave Abbruzese.....972-497-4355.. dabbruzese@dallascowboys.net  
 Bronte Hermesmyer..972-497-4252.. bhermesmyer@dallascowboys.net  
 Sara Littlejohn.....972-497-4803.....slittlejohn@dallascowboys.net  
 Emily Robbins.....972-497-4359.....erobbins@dallascowboys.net  
 Whitney Faulkner....972-497-4955..... wfaulkner@dallascowboys.net  
 Allie Christmann.....972-497-4259.. achristmann@dallascowboys.net

## ★ BY THE NUMBERS ★

**10** CeeDee Lamb's four 10-catch games in 2023 are a single-season franchise record and the most in the NFL in 2023.

**38** Dak Prescott has pushed the ball down the field in 2023, as his 38 big play passes (20-plus yards) are tied for third in the NFL.

**40** Dallas is the only team in the NFL this season with three 40-point games. Since Head Coach Mike McCarthy arrived in 2020, the Cowboys have the most 40-point outings (14 games) among NFL teams.

**136.1** According to Next Gen Stats, Dak Prescott's 136.1 passer rating against man coverage leads the NFL, with second place Patrick Mahomes more than 15 points behind (121.0).

## ★ DALLAS COWBOYS OMG ★

The Dallas Cowboys website can be found at [www.NFLOMG.com](http://www.NFLOMG.com). Please follow the link and click on the Cowboys logo to access the team's page.

The Cowboys site contains the complete 2023 Media Guide, all weekly game notes and packets, player bios and rosters, Cowboys staff information and bios, weekly flip cards, a game tracker, all team and individual records and statistics, historical information, daily press releases and much more.

**username:** cowboysguest  
**password:** cowboys2023

## ★ TABLE OF CONTENTS ★

Radio and TV broadcast info .....	1
Dallas Cowboys media schedule .....	1
Dallas Cowboys OMG info.....	1
Cowboys PR contact info.....	1
Dallas Cowboys 2023 schedule.....	2
2023 Team Captains .....	2
Cowboys Round Up.....	3
What to watch for .....	4
Mike McCarthy Facts and Figures .....	5
2023 Coaching Staff .....	5
Mike McCarthy coaching record .....	6
Head coach bios .....	6
Player highlights.....	7
Series history .....	7
AT&T Stadium stats and figures .....	8
A Championship Tradition .....	9
Pro Bowl Numbers .....	9
Individual Notes .....	10-25
Dak Prescott.....	10-14
CeeDee Lamb .....	15-17
Jake Ferguson.....	17
Tony Pollard.....	18
Offensive Notes .....	19-20
Secondary Notes.....	21
Micah Parsons.....	22-23
Defensive Notes .....	23-24
Special Teams Notes.....	25
Unofficial Depth Chart.....	26
Pronunciation Guide .....	27
Alphabetical Roster.....	27
Numerical Roster .....	28
Positional Roster.....	29
How The Cowboys Were Built .....	30
Contract Status .....	31
Contract Analysis .....	32
When The Cowboys Were Built .....	33
Transactions by Date .....	33
Transactions by Player .....	34
Team and Individual Stats.....	35-44
2023 Regular Season Stats .....	36
2023 Defensive Stats .....	37
Misc. Stats.....	38-44
Non-Media Guide Bios.....	45-48
Updated Player Bios .....	49-59

## ★ DALLASCOWBOYS.COM ★



The Official Home Of The Dallas Cowboys



**News Headlines**    **Latest Videos**    **Sponsors**

Shank Wins! Ten players on the rise at training camp  
 Punt/Presser: DiMarco seeks Neely 'Y' for Dea  
 Balance Left: Dea: Slaps trash talk to 'welcome' sign  
 QB connects: Central offense to Wilson's system  
 Practice Photos: Big Day for Heathen, 2 backup QBs  
 Walkway: How will McCaffrey handle defense?  
 The Blueprint: 2023 Cowboys Training Camp Walk  
 Walk Shake: White List Of Shaker's Camping Out  
 QB: It's "Neely" Super Bowl or Bust for Cowboys

The Dallas Cowboys official website offers the best collection of timely articles, press conferences and videos, combined with the best spot to purchase tickets and order merchandise from the Cowboys Pro Shop. From the latest news to the latest apparel, there is no better place to visit than DallasCowboys.com.

To view the latest press conferences featuring coaches, player interviews from daily locker room sessions, radio interviews with Cowboys front office executives and Dallas Cowboys game highlights, visit <https://www.dallascowboys.com/all-media/>

## ★ 2023 TEAM CAPTAINS ★

The Dallas Cowboys select three team captains weekly throughout the season, as chosen by the team prior to that week's game. Below are the captains from each week of the 2023 season:

### 2023 Dallas Cowboys Captains

<b>Week 1 - at N.Y. Giants</b> Offense ..... Tony Pollard Defense ..... DeMarcus Lawrence Special Teams ... C.J. Goodwin	<b>Week 2 - vs. N.Y. Jets</b> Offense..... CeeDee Lamb Defense..... Osa Odighizuwa Special Teams.. Juanyeh Thomas
<b>Week 3 - at Arizona</b> Offense ..... Tyron Smith Defense ..... Leighton Vander Esch Special Teams ... Peyton Hendershot	<b>Week 4 - vs. New England</b> Offense..... Brandin Cooks Defense..... Malik Hooker Special Teams.. Markquese Bell
<b>Week 5 - at San Francisco</b> Offense ..... Dak Prescott Defense ..... DaRon Bland Special Teams ... Bryan Anger	<b>Week 6 - at LA Chargers</b> Offense..... Zack Martin Defense..... Micah Parsons Special Teams.. Malik Jefferson
<b>Week 8 - vs. LA Rams</b> Offense ..... Jake Ferguson Defense ..... Jayron Kearse Special Teams ... Trent Sieg	<b>Week 9 - at Philadelphia</b> Offense..... Tyler Biadasz Defense..... Donovan Wilson Special Teams.. Sam Williams
<b>Week 10 vs. N.Y. Giants</b> Offense ..... Tyler Smith Defense ..... Damone Clark Special Teams ... Israel Mukuamu	

### 2023 DALLAS COWBOYS SCHEDULE

DATE	REGULAR SEASON (TV)	KICKOFF (CT)
Sun., Sept. 10	@ N.Y. Giants (NBC)	W, 40-0
<b>Sun., Sept. 17</b>	<b>N.Y. JETS (CBS)</b>	<b>W, 30-10</b>
Sun., Sept. 24	@ Arizona (FOX)	L, 16-28
<b>Sun., Oct. 1</b>	<b>NEW ENGLAND (FOX)</b>	<b>W, 38-3</b>
Sun., Oct. 8	@ San Francisco (NBC)	L, 10-42
Mon., Oct. 16	@ LA Chargers (ESPN)	W, 20-17
Sun., Oct. 22	BYE	
<b>Sun., Oct. 29</b>	<b>LA RAMS (FOX)</b>	<b>W, 43-20</b>
Sun., Nov. 5	@ Philadelphia (FOX)	L, 23-28
<b>Sun., Nov. 12</b>	<b>N.Y. GIANTS (FOX)</b>	<b>W, 49-17</b>
Sun., Nov. 19	@ Carolina (FOX)	12:00 p.m.
<b>Thurs., Nov. 23</b>	<b>WASHINGTON (CBS)</b>	<b>3:30 p.m.</b>
<b>Thurs., Nov. 30</b>	<b>SEATTLE (Prime Video)</b>	<b>7:20 p.m.</b>
<b>Sun., Dec. 10</b>	<b>PHILADELPHIA (FOX)</b>	<b>7:20 p.m.</b>
Sun., Dec. 17	@ Buffalo (FOX)	3:25 p.m.
Sun., Dec. 24	@ Miami (FOX)	3:25 p.m.
<b>Sat., Dec. 30</b>	<b>DETROIT (ESPN/ABC)</b>	<b>7:15 p.m.</b>
Sat/Sun., Jan. 6/7	@ Washington (TBD)	TBD

Home Games in BOLD



@dallascowboys



/dallascowboys



@dallascowboys



@dallascowboys



@dallascowboys





# Round Up

A look at this week's top storylines



Dallas Cowboys (6-3) at Carolina Panthers (1-8) ● Sunday, Nov. 19, 2023, 12:00 p.m. CDT

## Team Spotlight:

# BRANDIN COOKS

- ★ Dallas is the only team in 2023 with three 40-point games. Since Head Coach Mike McCarthy arrived in 2020, the Cowboys have the most 40-point outings (14 games) among NFL teams.
- ★ Brandin Cooks' 173 receiving yards against the New York Giants (11/12) tied for the second most in his career. His career high was 186 yards at Arizona (12/18) while with New Orleans in 2016, which was also the last time Cooks totaled over 170 receiving yards.
- ★ Cooks' performance against the Giants (11/12) tied him for second in a single-game in 2023.



Player	Date	Opp	Rec	Yds	Avg	Lg	TD	1st	1st %	25+
1 Tyreek Hill	9/10	LAC	11	215	19.5	47	2	9	81.8%	5
2t Noah Brown	11/12	Cin	7	172	24.6	34	0	7	100%	4
2t Brandin Cooks	11/12	NYG	9	173	19.2	37	1	6	66.7%	4
2t DJ Moore	10/5	Was	8	230	28.8	58	3	6	75%	4

## RECEIVING CORE

- ★ CeeDee Lamb has recorded three consecutive games with 10-plus receptions and 150-plus receiving yards, setting an NFL record
- ★ In the last four games, Dallas has completed 23 big play passes (20-plus yards), best in the NFL during Weeks 6-10. Additionally, Dak Prescott completed eight passes of 25-plus yards in the win against the N.Y. Giants (11/12), tied for the most 25-yard completions by any NFL quarterback since 1994, when the research became available.

★ WHAT TO WATCH FOR IN WEEK 11 ★

3

**BRANDIN COOKS**

- \* Brandin Cooks is coming off a 173-yard performance against the N.Y. Giants, his first 100-yard receiving game as a Cowboy. Cooks is looking to have back-to-back 100-yard games for the first time since he played for Houston in 2021 (vs. Sea, 12/12 - at Jax, 12/19).

4

**DAK PRESCOTT**

- \* Dak Prescott has recorded 300 passing yards in three straight games. With 300 yards on Sunday, Prescott would set a franchise record for the most consecutive 300-yard games (four).
- \* With three passing touchdowns at Carolina, Prescott could tie the franchise record that he set in 2021 for the most consecutive games with three touchdown passes (four games),
- \* Prescott has passed for four touchdowns in nine career games, second all-time among Cowboys quarterbacks. With four touchdowns on Sunday, Prescott would tie Tony Romo (10) for the most games with four passing touchdowns in franchise history.
- \* Prescott has recorded a 100.0 passer rating in four consecutive games, the longest active streak in the NFL. With a 100.0 passer rating on Sunday, Prescott would tie his career-long streak of five straight games with a 100.0 passer rating-or-better, which he set two different times as a rookie in 2016.

5

**BRYAN ANGER**

- \* Bryan Anger is second in the NFL with a 44.8 net punting average and is on pace to break the franchise record (44.6) that he set in 2021, when he made his first Pro Bowl.

87

**JAKE FERGUSON**

- \* Jake Ferguson has 55 career receptions and needs four catches to pass Billy Joe DuPree (58) for the second-most receptions by a Cowboys tight end in the first two seasons with the club. Jason Witten has the most by a Cowboys tight end in his first two seasons with 122 receptions from 2003-04.
- \* Ferguson needs a receiving touchdown on Sunday for his seventh career touchdown catch, which would tie Jason Witten for the second-most in a Cowboys tight end's first two seasons. Billy Joe Dupree had the most touchdown catches with nine in his first two seasons.

88

**CEEDEE LAMB**

- \* CeeDee Lamb needs 25 receiving yards to reach 1,000 receiving yards in 2023. He would be the second-fastest Cowboy to 1,000 receiving yards in a season (10 games), trailing only Michael Irvin in 1995 (nine games).
- \* If Lamb reaches 1,000 receiving yards on Sunday, he would become the first player in franchise history to record three 1,000-yard seasons in his first four years. All-time, Lamb would tie Dez Bryant, Terrell Owens and Tony Hill for the third-most 1,000-yard seasons in franchise history.
- \* Lamb has recorded over 150 receiving yards in his last three games. With 150 receiving yards on Sunday, Lamb would become the first player in NFL history with 150-plus receiving yards in four consecutive games.
- \* With 100 receiving yards on Sunday, Lamb would record his fifth consecutive 100-yard receiving game. He would join Michael Irvin (seven consecutive in 1995) as the only two players in franchise history with 100 receiving yards in five straight games.
- \* With 100 receiving yards at Carolina, Lamb would pass Bob Hayes for the most 100-yard games in a Cowboys player's first four seasons. It would also mark Lamb's sixth 100-yard receiving game in 2023, a single season career-high.

90

**DEMARCUS LAWRENCE**

- \* DeMarcus Lawrence has 57.5 sacks in his career. He needs 1.5 more sacks to tie Tony Tolbert (59.0) for the 11th-most sacks in franchise history.



**DALLAS COWBOYS**

- \* The Cowboys are the only team in the NFL this season to not allow a 100-yard rusher, 100-yard receiver or 300-yard passer in any game. The last NFL team to not allow a 100-yard rusher, 100-yard receiver or 300-yard passer in the first nine games of a season was the 2005 Saints, and the last Cowboys team to do so was the 1977 squad, per Elias Sports Bureau.
- \* Dallas has recorded 400 total net yards in back-to-back games. With 400 yards at Carolina, it would mark the first time that the Cowboys tally 400 net yards in three straight games since a four-game streak in 2022.
- \* With a win on Sunday, Head Coach Mike McCarthy will surpass Mike Holmgren (161 wins) for solo 18th on the all-time wins list among NFL head coaches.



# MIKE McCARTHY

## Head Coach

Baker University  
Head Coach: 17th Year • NFL: 30th Year • Cowboys: 4th Year



DALLAS COWBOYS DAL DALLAS COWBOYS

### ★ WINNING HEAD COACH ★

The Dallas Cowboys named Mike McCarthy the ninth head coach in franchise history on Jan. 5, 2020. Along with 13 years of head coaching experience and 13 additional years as an assistant coach in the NFL, McCarthy came to Dallas with a 125-77-2 regular season coaching record - all with the Green Bay Packers (2006-18).

After a 36-23 record in his fourth season with Dallas, he owns the fifth-most wins (tied 18th all-time) and sixth-highest winning percentage (.616) among qualifying active NFL coaches. His teams have qualified for the postseason 11 times, won six NFC North Division titles and one NFC East title, made four NFC Championship Game appearances and took home a Super Bowl XLV championship.

#### Most Regular Season Wins by Active Head Coach

Coach	Years	Won	Loss	Tied	Pct
Bill Belichick.....	1991-2023	300	160	0	.652
Andy Reid.....	1999-2023	254	140	1	.644
Mike Tomlin.....	2007-2023	169	96	2	.637
Pete Carroll.....	1994-2023	167	115	1	.592
<b>Mike McCarthy.....</b>	<b>2006-2023</b>	<b>161</b>	<b>100</b>	<b>2</b>	<b>.616</b>
John Harbaugh.....	2008-2023	154	98	0	.611
Ron Rivera.....	2011-2023	102	96	2	.515

### ★ 2023 ASSISTANT COACHES ★

#### (S) Sideline; (B) Booth OFFENSE

Brian Schottenheimer (S).....	Offensive Coordinator
Jeff Blasko (B).....	Run Game Coord./Running Backs
Ramon Chinyoung Sr. (B).....	Quality Control/Asst. Offensive Line
Ryan Feder (B).....	Offensive Asst./Game Management
Will Harriger (B).....	Quality Control/Offensive Asst.
Evan Harrington (S).....	Offensive Assistant
Chase Haslett (B).....	Assistant Tight Ends
Robert Prince (S).....	Wide Receivers
Mike Solari (S).....	Offensive Line
Scott Tolzien (B).....	Quarterbacks
Lunda Wells (S).....	Tight Ends

#### DEFENSE

Dan Quinn (B).....	Defensive Coordinator
Aden Durde (S).....	Defensive Line
Sharrif Floyd (S).....	Quality Control/Asst. Defensive Line
Al Harris (S).....	Defensive Backs
Cannon Matthews (S).....	Asst. Defensive Backs
Scott McCurley (S).....	Linebackers
Pete Ohnegian (B).....	Quality Control/Defensive Asst.
Eric Simonelli (B).....	Quality Control/Analytics
Darian Thompson (B).....	Quality Control/Asst. Linebackers
Joe Whitt Jr. (B).....	Secondary/Defensive Pass Game Coord.

#### SPECIAL TEAMS

John Fassel (S).....	Special Teams Coordinator
Rayna Stewart (B).....	Asst. Special Teams

#### STRENGTH AND CONDITIONING

Harold Nash Jr. (S).....	Strength and Conditioning Coordinator
Cedric Smith (S).....	Asst. Strength and Conditioning
Kendall Smith (S).....	Asst. Strength and Conditioning

### ★ TOP OF THE LINE ★

In 2023, Mike McCarthy has the Cowboys ranked at the top of the league in several key categories:

<b>1<sup>st</sup></b>	<b>10-Play Drives (26)</b>
<b>2<sup>nd</sup></b>	<b>Points-Per-Game (29.9)</b>
<b>4<sup>th</sup></b>	<b>Yards-Per-Game (379.1)</b>

**+4** Turnover Differential - T-7th in the NFL

### ★ McCARTHY'S RECORD WHEN... ★

Below is a look at Mike McCarthy's head coaching record under several different circumstances:

Regular season.....	161-100-2
Postseason.....	11-10
Overall.....	172-110-2

	Regular	Post
September.....	36-20-1	
October.....	44-20	
November.....	30-37-1	
December.....	46-19	
January.....	5-4	10-10
February.....		1-0
Playing at home.....	94-35-2	5-4
Playing on the road.....	66-65	6-6
Playing at AT&T Stadium.....	22-8	2-1
Playing in prime time.....	39-35	4-1
Thursday.....	13-8	
Saturday.....	3-1	3-2
Sunday.....	134-80-2	7-8
Monday.....	11-10	1-0
Tuesday.....	0-1	
Playing against the NFC East.....	29-17	5-2
Playing against the rest of the NFC.....	111-67-2	5-8
Playing against the AFC.....	40-28	1-0
Playing on grass surface.....	103-60-2	8-7
Playing on artificial surface.....	58-41	3-3
Post Bye.....	12-5	
Post Bye Home.....	5-1	
Post Bye Road.....	7-4	
When scoring 30-plus points.....	91-10	7-2
When team scores first.....	112-37-2	5-2
When team leads at halftime.....	126-23-1	10-2

# ★ MCCARTHY'S HEAD COACHING RECORD AND COACHING EXPERIENCE ★

Year	Team	Regular Season				Result	Postseason				McCarthy vs. NFL (Reg. Season)				
		W	L	T	Pct.		W	L	Pct.	Result	Team	W	L	T	PCT.
2006	Green Bay	8	8	0	.500	2nd NFC North					Arizona	3	5	0	0.375
2007	Green Bay	13	3	0	.813	1st NFC North	1	1	.500	NFC Championship Game	Atlanta	5	4	0	0.556
2008	Green Bay	6	10	0	.375	3rd NFC North					Baltimore	2	2	0	0.500
2009	Green Bay	11	5	0	.688	2nd NFC North	0	1	.000	Wild Card Game	Buffalo	2	2	0	0.500
2010	Green Bay	10	6	0	.625	2nd NFC North	4	0	1.000	Super Bowl XLV	Carolina	4	3	0	0.571
2011	Green Bay	15	1	0	.938	1st NFC North	0	1	.000	Divisional Game	Chicago	19	7	0	0.731
2012	Green Bay	11	5	0	.688	1st NFC North	1	1	.500	Divisional Game	Cincinnati	3	2	0	0.600
2013	Green Bay	8	7	1	.531	1st NFC North	0	1	.000	Wild Card Game	Cleveland	3	1	0	0.750
2014	Green Bay	12	4	0	.750	1st NFC North	1	1	.500	NFC Championship Game	Dallas	5	3	0	0.625
2015	Green Bay	10	6	0	.625	2nd NFC North	1	1	.500	Divisional Game	Denver	2	2	0	0.500
2016	Green Bay	10	6	0	.625	1st NFC North	2	1	.667	NFC Championship Game	Detroit	19	7	0	0.731
2017	Green Bay	7	9	0	.438	3rd NFC North					Green Bay	0	1	0	0.000
2018	Green Bay	4	7	1	.375						Houston	3	1	0	0.750
2020	Dallas	6	10	0	.375	3rd NFC East					Indianapolis	2	2	0	0.500
2021	Dallas	12	5	0	.714	1st NFC East	0	1	.000	Wild Card Game	Jacksonville	2	2	0	0.500
2022	Dallas	12	5	0	.714	2nd NFC East	1	1	.500	Divisional Game	Kansas City	2	2	0	0.500
2023	Dallas	6	3	0	.667						LA Chargers	5	0	0	1.000
											LA Rams	7	3	0	0.700
											Las Vegas	3	1	0	0.750
											Miami	3	1	0	0.750
											Minnesota	18	9	2	0.667
											New England	3	3	0	0.500
											New Orleans	3	4	0	0.429
											N.Y. Giants	11	3	0	0.786
											N.Y. Jets	3	1	0	0.750
											Philadelphia	8	5	0	0.615
											Pittsburgh	0	4	0	0.000
											San Francisco	6	3	0	0.667
											Seattle	5	5	0	0.500
											Tampa Bay	3	4	0	0.429
											Tennessee	2	2	0	0.500
											Washington	5	6	0	0.455
<b>Totals</b>		<b>161</b>	<b>100</b>	<b>2</b>	<b>.616</b>		<b>11</b>	<b>10</b>	<b>.524</b>		<b>Totals</b>	<b>161</b>	<b>100</b>	<b>2</b>	<b>0.616</b>

Year	Position, Team
1987-88	Graduate Assistant, Fort Hays State
1989-91	Graduate Assistant, Pittsburgh
1992	Wide Receivers, Pittsburgh
1993-94	Offensive Quality Control, Kansas City Chiefs
1995-98	Quarterbacks, Kansas City Chiefs
1999	Quarterbacks, Green Bay Packers
2000-04	Offensive Coordinator, New Orleans Saints
2005	Offensive Coordinator, San Francisco 49ers
2006-18	Head Coach, Green Bay Packers
2020-23	Head Coach, Dallas Cowboys

## ★ HEAD COACHES ★

### MIKE MCCARTHY (161-100-2, 17th Year, 36-23 with Dallas)

The Dallas Cowboys named Mike McCarthy the ninth head coach in franchise history on Jan. 8, 2020, and he has led the franchise to back-to-back playoff appearances for the first time since 2006-07. He also won 12 games in each of the last two seasons, the first time Dallas posted consecutive seasons with 12-plus wins since 1994-95.

McCarthy is in his 17th year as a head coach - 13 with Green Bay and four with Dallas - along with 13 years as an assistant coach in the NFL, including six as an offensive coordinator.

As a head coach, McCarthy has racked up a 161-100-2 regular season coaching record, and he owns the fifth-most wins (tied 18th all-time) among active NFL coaches. His teams have qualified for the postseason 11 times, won six NFC North Division titles, one NFC East title, made four NFC Championship Game appearances and took home a Super Bowl XLV championship held at AT&T Stadium in Arlington, Texas, following the 2010 NFL season.

In 2022 McCarthy led the charges of a team that finished 12-5 for the second straight season to mark the first time in his career and the first time for Dallas since 1994-95 to record consecutive 12-plus win seasons. En route to the team's second straight playoff berth (first time since 2006-07), the Dallas offense finished third in the league in points (467, fourth in points-per-game) while the defense led the league in takeaways for the second consecutive season.

During his time in Green Bay, McCarthy was known as a prolific offensive mind and the primary play-caller for the Packers. McCarthy's offense finished fourth in the NFL in total offense and third in points-per-game through his 14-year stint with the club.

McCarthy is only the fourth head coach in NFL history to lead a single franchise to eight-or-more consecutive playoff appearances, joining Tom Landry, Chuck Noll and Bill Belichick. Those eight appearances from 2009-16 were more than the rest of the NFC North Division combined over that span (Minnesota, three; Detroit, three; Chicago, one).

McCarthy's nine playoff appearances overall are the most by a Packers coach since the NFL postseason began in 1933, and he guided the Packers to a franchise-record fourth consecutive division title in 2014. With the victory over Dallas in the 2016 playoffs, McCarthy surpassed Vince Lombardi and Mike Holmgren for the most playoff victories in team history (10).

### FRANK REICH (41-41-1, 6th Year, 1-8 with Carolina)

Frank Reich was hired as the head coach of the Carolina Panthers on January 26, 2023, becoming the sixth head coach in the history of the franchise. Reich has more than 30 years of NFL experience as a player (1985-1998) and coach (2006-present). Reich threw the first touchdown pass in Carolina Panthers history, becoming the Panthers first starting quarterback during their inaugural season (1995).

Prior to his appointment as head coach of the Panthers, Reich most recently served as head coach of the Indianapolis Colts (2018-22), where he posted a 40-33-1 record, three winning seasons and two postseason appearances. It marked his second stint with the Colts, rejoining the team after spending six years on the coaching staff (2006-11).

Before his tenure in Indianapolis, Reich spent two seasons (2016-17) in Philadelphia as the offensive coordinator. The Eagles finished the 2017 season ranked in the top 10 in numerous categories, including yards-per-game (365.8 - seventh), rushing yards-per-game (132.2 - third), red zone percentage (65.45 - first) and points-per-game (28.6 - third). Philadelphia capped off its season with a Super Bowl LII title.

Reich hails to Carolina with over 17 years of NFL coaching experience. His journey began in Indianapolis (2006-11), where he was hired as a coaching intern before working his way up to an offensive coaching staff assistant, quarterbacks coach and eventually wide receivers coach. He left Indianapolis to spend one season in Arizona (2012) as the wide receivers coach before moving to San Diego (2013-15), where he would spend one season as the quarterbacks coach before getting promoted to offensive coordinator for his final two seasons with the Chargers.

Reich has the distinction of being the first starting quarterback in Carolina Panthers history, starting the first three games of the team's inaugural season (1995). In the Panthers first game, he threw the first touchdown pass in team history - an eight-yard completion tight end Pete Metzelaars - against the Atlanta Falcons in the Georgia Dome on Sept. 3, 1995.

A native of Freeport, N.Y., Reich attended Cedar Crest High School in Lebanon, Pa. He played collegiately at the University of Maryland (1981-84) where he backed up Boomer Esiason before earning the starting job as a senior.

## ★ PLAYER HIGHLIGHTS VS. CAR ★

### Brandin Cooks - WR

Tallied 44 receptions for 625 yards and two touchdowns across eight career games against Carolina.

### Stephon Gilmore - CB

Played with Carolina for eight games in 2021, totaling 15 tackles, two interceptions and two pass breakups.

### DeMarcus Lawrence - DE

In two games against the Panthers, totaled nine tackles, 1.0 sack, one quarterback pressure, three tackles for loss and a fumble recovery.

### Micah Parsons - LB

Totaled three tackles, 1.0 sack, a quarterback pressure and one tackle for loss in his lone appearance against the Panthers in 2021.

### Osa Odighizuwa - DT

Notched three tackles, one for loss, and his first career sack in 2021 against the Panthers.

### Dak Prescott - QB

Is 1-1 as a starter and completed 33-of-51 passes (64.7%) for 358 yards and four touchdowns in two games against Carolina.

## ★ 2023 STAT COMPARISON ★

	(league ranking)	
	<b>Cowboys</b>	<b>Panthers</b>
Record	6-3	1-8
Scoring Avg. (NFL rank)	29.9 (2)	17.0 (29)
Opp. Scoring Avg. (NFL rank)	18.3 (4)	26.9 (30)
Total Off. (NFL rank)	379.1 (4)	275.6 (30)
Rushing Off. (NFL rank)	117.9 (11)	90.3 (27)
Passing Off. (NFL rank)	261.2 (6)	185.2 (27t)
Total Def. (NFL rank)	275.1 (3)	308.3 (7)
Rushing Def. (NFL rank)	109.1 (15)	131.9 (26)
Passing Def. (NFL rank)	166.0 (2)	176.4 (6)
Kickoff Return Avg.	22.9 (15)	31.5 (2)
Punt Return Avg.	5.8 (31)	9.5 (15)
Turnover Margin	+4 (7t)	-4 (24t)
Penalties	69	62
Penalty Yards	544	465

## ★ DATING GAME ★

This week's game against the Carolina Panthers is being played on November 19. In the 63 years of Cowboys football, there have been nine Nov. 19 games. The Cowboys are 4-4-1 when playing on Nov. 19:

Date	Opp/ Loc.	Dal W/L	Score	Date	Opp/ Loc.	Dal W/L	Score
11/19/61	Was	T	28-28	11/19/95	@Oak	W	34-21
11/19/67	Was	L	20-27	11/19/00	@Bal	L	0-27
11/19/72	@Phi	W	28-7	11/19/06	Ind	W	21-14
11/19/78	NO	W	27-7	11/19/17	Phi	L	9-37
11/19/89	Mia	L	14-17				

## ★ WINNING TRADITION ★

The Dallas Cowboys currently own the league's highest all-time regular season winning percentage by current NFL teams:

### Highest Win Percentage - NFL Regular Season

Team	W	L	T	Pct.
<b>Dallas</b> .....	<b>556</b>	<b>411</b>	<b>6</b>	<b>.575</b>
Green Bay.....	793	596	38	.571
Baltimore.....	250	193	1	.564
New England.....	539	428	9	.557
Chicago.....	789	631	42	.556

\* Since 1972, ties have been calculated as half-win and half loss. Prior to 1972 tie games were ignored in calculating a team's winning percentage. Ties since 1972: Dallas (0), Miami (1) Chicago (1), Green Bay (6).

## ★ SOUTHERN STATE OF MIND ★

By placing second in the NFC East in 2022, the Dallas Cowboys drew the second place team from the NFC South for 2023, the Carolina Panthers.

Overall, Dallas holds a 63-35 record against the NFC South. Below is a look at Dallas' record against the division:

### Dallas vs. NFC South - Reg. + Postseason

Team	W	L	T	Win%	Current Streak
Atlanta.....	19	11	0	.633	W3
<b>Carolina</b> .....	<b>10</b>	<b>5</b>	<b>0</b>	<b>.667</b>	<b>W1</b>
New Orleans.....	18	13	0	.581	W1
Tampa Bay.....	16	6	0	.727	W1
<b>Div. Totals</b> .....	<b>63</b>	<b>35</b>	<b>0</b>	<b>.643</b>	<b>W1</b>

## ★ SERIES HISTORY ★

Dallas and Carolina have squared off 15 times, with Dallas holding a 10-5 series advantage. The Cowboys lost the first two games of the series before winning nine of the next 10 games. More recently, the Cowboys have dropped the previous two matchups. There have been two playoff games between the two teams - a Divisional Playoff Game (1996) and a Wild Card Playoff Game (2003) - both Dallas losses. Below is a brief look at the 15 games of the series:

Date	Loc.	Dal W/L	Score	Date	Loc.	Dal W/L	Score
1/5/97*	Car	L	17-26	10/29/06	Car	W	35-14
12/8/97	Dal	L	23-23	12/22/07	Car	W	20-13
10/11/98	Dal	W	27-20	9/28/09	Dal	W	21-7
10/1/00	Car	W(OT)	16-13	10/21/12	Car	W	19-14
10/13/02	Dal	W	14-13	11/26/15	Dal	L	14-33
11/23/03	Dal	W	24-20	9/9/18	Car	L	8-16
1/3/04**	Car	L	10-29	10/3/21	Dal	W	36-28
12/24/05	Car	W	24-20				

## ★ INSIDE THE SERIES HISTORY ★

The Dallas Cowboys and Carolina Panthers have faced each other 15 times with Dallas holding a 10-5 series advantage.

### In the 15 games of the series there has been:

- \* 11 games decided by 10 points-or-less
- \* Five games decided by less than a touchdown
- \* Five games decided by double digits
- \* A five-game winning streak by Dallas
- \* A two-game losing streak by Dallas
- \* A 21-point win by Dallas - biggest Cowboys win
- \* Two 19-point losses by Dallas - biggest Cowboys losses
- \* Two playoff games - one Divisional game and one Wild Card game - both Dallas losses
- \* One overtime game - a 16-13 Dallas win
- \* Two Monday night games, one Saturday night game and one Sunday night game
- \* A Thanksgiving Day game - a 14-33 Cowboys loss
- \* A Christmas Eve game - a 24-20 Dallas win
- \* A 5-2 Cowboys record when playing in Dallas
- \* A 5-3 Cowboys record when playing in Carolina

## ★ THANKSGIVING PREP ★

Dallas has played on Thanksgiving Day 55 times, including 55 of the last 57 years. In the week leading up to Thanksgiving, the Cowboys sport a 23-11 record since Jerry Jones bought the team in 1989. Dallas has played its last five games before Thanksgiving on the road. Below are the last 10 meetings in the week before Thanksgiving:

Date	Opp.	Dal W/L	Score	Date	Opp.	Dal W/L	Score
11/24/13	@NYG	W	24-21	11/18/18	@Atl	W	22-19
11/23/14	@NYG	W	31-28	11/24/19	@NE	L	9-13
11/22/15	@Mia	W	24-14	11/22/20	@Min	W	31-28
11/20/16	Bal	W	27-17	11/21/21	@KC	L	9-19
11/19/17	Phi	L	9-37	11/20/22	@Min	W	40-3



## ★ HOME IS WHERE THE TDS ARE ★

Dak Prescott has proven to be one of the top quarterbacks in the league when playing at home. Since he entered the league in 2016, Prescott's 125 total touchdowns (107 passing, 18 rushing) at AT&T Stadium are the second-most combined passing and rushing touchdowns at home during that span:

### Most Passing and Rushing Touchdowns at Home - NFL Since 2016

Player	Gms	PasTD	RushTD	TotTD
Russell Wilson	57	120	6	126
<b>Dak Prescott</b>	<b>54</b>	<b>107</b>	<b>18</b>	<b>125</b>
Tom Brady	54	118	6	124
Kirk Cousins	60	115	7	122
Aaron Rodgers	53	114	7	121

Overall, Dallas has scored 214 touchdowns in 61 games at home versus 153 touchdowns in 62 games on the road since 2016. Dallas' 214 home touchdowns lead the NFL over that span:

### Most Overall Touchdowns at Home Since 2016 - NFL

Team	Games	TD	TD/G	Pts/G
<b>Dallas</b>	<b>61</b>	<b>214</b>	<b>3.51</b>	<b>29.9</b>
New Orleans	61	194	3.18	27.4
Buffalo	63	191	3.03	25.6
Seattle	62	188	3.03	26.2
Kansas City	62	187	3.02	26.5

## ★ HOME COOKING ★

Since AT&T Stadium opened in 2009, Dallas has posted a 70-47 regular season record at home. However, since 2016, the Cowboys have utilized their home field advantage, going 43-18 at AT&T Stadium, tied for the third-most home wins in the NFL:

### NFL Team Home Wins Since 2016

Team	Games	W	L	T	Win %
Kansas City	62	48	14	0	.774
Green Bay	61	44	16	1	.730
<b>Dallas</b>	<b>61</b>	<b>43</b>	<b>18</b>	<b>0</b>	<b>.705</b>
Pittsburgh	63	43	19	1	.690
Baltimore	62	42	20	0	.677
Buffalo	63	42	21	0	.667

## ★ TOP PERFORMANCES ★

Below are the top individual performances in several offensive categories at AT&T Stadium since it opened in 2009.

### Cowboys

### Opponents

<b>Passing Yards</b> .....	T. Romo (506)	E. Manning, NYG (450)
<b>Passing TDs</b> .....	T. Romo (5)	Many tied (4)
<b>Rushing Yards</b> .....	D. Murray (253)	B. Brown, Phi (169)
<b>Rushing TDs</b> .....	D. Murray (3)	A. Jones, GB (4)
	D. Prescott (3)	
	J. Randle (3)	
	T. Pollard (3)	
<b>Receiving Yards</b> .....	A. Cooper (226)	D. Jackson, Phi (210)
<b>Receiving TDs</b> .....	A. Cooper (3)	V. Cruz, NYG (3)
	M. Gallup (3)	

## ★ AT&T STADIUM RECORD... ★

The Dallas Cowboys are currently in their 15th season calling AT&T Stadium home. The Cowboys went 8-1 at home in 2022, the most home wins since the venue opened in 2009. Dallas' first game at the venue was on Sept. 20, 2009 - a 31-33 loss to the N.Y. Giants. The club's first win came a week later with a 21-7 decision over Carolina.

Dallas is 4-0 at AT&T Stadium in 2023, and they are currently on an 12-game win streak at home, the longest home win streak in the NFL. The last time Dallas won at least 12 straight home games was when they won 18 consecutive from 1979-81. The Cowboys have also beat all four home opponents by 20-plus points in 2023, the first NFL team since the 2007 Steelers to do so. Below is a breakdown of the club's record at AT&T Stadium:

Regular season	70-47
Postseason	3-2
Overall	73-49

	Regular	Post
September	17-6	
October	17-14	
November	18-16	
December	16-9	
January	2-2	3-2
Playing at noon	24-10	
Playing at 3:30	27-23	1-2
Playing in prime time	19-14	2-0
Thursday	7-8	
Saturday	1-2	2-0
Sunday	58-32	1-2
Monday	4-5	
Fully closed stadium	46-28	3-2
Fully open stadium	12-11	
Roof open, doors closed	2-5	
Roof closed, doors open	10-3	
Playing against the NFC East	28-15	1-0
Playing against the NFC (non-NFC East)	24-18	2-2
Playing against the AFC	18-13	

### Team-by-team

Team	W	L	Pct	Team	W	L	Pct
Arizona	0	3	.000	Minnesota	1	1	.500
Atlanta	3	1	.750	New England	1	1	.500
Baltimore	1	0	1.000	New Orleans	2	2	.500
Buffalo	1	1	.500	N.Y. Giants	10	5	.667
Carolina	2	1	.667	N.Y. Jets	1	1	.500
Chicago	2	2	.500	Philadelphia	8	6	.571
Cincinnati	2	0	1.000	Pittsburgh	1	1	.500
Cleveland	1	1	.500	San Francisco	1	1	.500
Denver	0	2	.000	Seattle	2	2	.500
Detroit	4	1	.800	Tampa Bay	3	1	.750
Green Bay	0	3	.000	Tennessee	0	2	.000
Houston	2	0	1.000	Washington	10	4	.714
Indianapolis	2	0	1.000				
Jacksonville	1	1	.500				
Kansas City	1	0	1.000				
LA Chargers	0	2	.000				
LA Rams	4	1	.800				
Las Vegas	2	1	.667				
Miami	2	0	1.000				

### Postseason

Detroit	0	1	0	1.000
Green Bay	0	1	0	.000
Philadelphia	1	0	1	1.000
Seattle	1	0	1	1.000
San Francisco	0	1	0	.000

The Cowboys 8-1 home mark in 2022 surpassed the 2018 and 2016 teams for the best home record by a Cowboys team since the stadium opened in 2009:

### Most Single Season Wins at AT&T Stadium - Dallas Cowboys

Season	Wins	Consec. Wins	Home Record
2022	8	8	8-1
2016	7	7	7-1
2018	7	4	7-1
2009	6	5	6-2

# 110

In four home wins in 2023, Dallas has outscored its opponents 160-50. The last time the Cowboys had a point differential of +110 through four home games was in 1973.

# 160

Dallas has scored 160 points in four home games in 2023 (40.0 avg.). The last Cowboys team with 160 points in their first four home games was the 1973 squad (168).





# ★ THE DALLAS COWBOYS - A CHAMPIONSHIP TRADITION ★

## SUPER BOWL CHAMPIONSHIPS

New England Patriots .....	6
Pittsburgh Steelers .....	6
<b>DALLAS COWBOYS .....</b>	<b>5</b>
San Francisco 49ers .....	5
Green Bay Packers .....	4
New York Giants .....	4
Denver Broncos .....	3
Kansas City Chiefs .....	3
Oakland Raiders .....	3
Washington Commanders .....	3

## POSTSEASON GAMES

<b>DALLAS COWBOYS ...</b>	<b>66</b>
Pittsburgh Steelers .....	63
Green Bay Packers .....	61
New England Patriots .....	59
San Francisco 49ers .....	59
StL/LA Rams .....	53
Minnesota Vikings .....	52

## SUPER BOWL APPEARANCES

New England Patriots .....	11
<b>DALLAS COWBOYS .....</b>	<b>8</b>
Pittsburgh Steelers .....	8
Denver Broncos .....	8
San Francisco 49ers .....	7
Green Bay Packers .....	5
Kansas City Chiefs .....	5
Miami Dolphins .....	5
New York Giants .....	5
Oakland Raiders .....	5
Washington Commanders .....	5

## CONSEC. POSTSEASON APPEARANCES

New England Patriots (2009-19) ..	11
<b>DALLAS COWBOYS (1975-83) ..</b>	<b>9</b>
Indianapolis Colts (2002-10) .....	9
<b>DALLAS COWBOYS (1966-73) ..</b>	<b>8</b>
Pittsburgh Steelers (1972-79) ..	8
Los Angeles Rams (1973-80) ..	8
San Francisco 49ers (1983-90) ..	8

## POSTSEASON VICTORIES

New England Patriots .....	37
<b>DALLAS COWBOYS ...</b>	<b>36</b>
Pittsburgh Steelers .....	36
Green Bay Packers .....	36
San Francisco 49ers .....	36
StL/LA Rams .....	26
Oak/LV Raiders .....	25
New York Giants .....	25
Philadelphia Eagles .....	25

## CONSECUTIVE WINNING SEASONS

<b>DALLAS COWBOYS (1966-85) ..</b>	<b>20</b>
New England Patriots (2001-19) ..	19
Oakland Raiders (1965-80) ..	16
San Francisco 49ers (1983-98) ..	16
Chicago Bears (1930-44) .....	15
Green Bay Packers (1934-47) ..	14

## POSTSEASON APPEARANCES

<b>DALLAS COWBOYS ...</b>	<b>35</b>
Green Bay Packers .....	35
Pittsburgh Steelers .....	33
New York Giants .....	33
Minnesota Vikings .....	33
Cle./StL/LA Rams .....	31
Philadelphia Eagles .....	30
Indianapolis Colts .....	29
San Francisco 49ers .....	29
New England Patriots .....	28
Chicago Bears .....	27

## ALL-TIME REGULAR SEASON WINNING %

<b>DALLAS COWBOYS .....</b>	<b>0.575</b>
Green Bay Packers .....	0.571
Baltimore Ravens .....	0.564
New England Patriots .....	0.557
Chicago Bears .....	0.556
Miami Dolphins .....	0.553
Minnesota Vikings .....	0.549

45 SEASONS OF .500-OR-BETTER			35 POSTSEASON APPEARANCES			25 DIVISION TITLES		16 NFL/NFC CHAMPIONSHIP GAME FINALIST			8 NFC CHAMPIONSHIPS		5 SUPER BOWL CHAMPIONSHIPS	
1965	1982	2009	1966	1991		1966	1992	1966	1975	1992	1970	1993	1971	1992
1966	1983	2011	1967	1992		1967	1993	1967	1977	1993	1971	1995	1977	1993
1967	1984	2012	1968	1993		1968	1994	1970	1978	1994	1975			1995
1968	1985	2013	1969	1994		1969	1995	1971	1980	1995	1977			
1969	1991	2014	1970	1995		1970	1996	1972	1981		1978			
1970	1992	2016	1971	1996		1971	1998	1973	1982					
1971	1993	2017	1972	1998		1973	2007							
1972	1994	2018	1973	1999		1976	2009							
1973	1995	2019	1975	2003		1977	2014							
1974	1996	2021	1976	2006		1978	2016							
1975	1998	2022	1977	2007		1979	2018							
1976	1999		1978	2009		1981	2021							
1977	2003		1979	2014		1985								
1978	2005		1980	2016										
1979	2006		1981	2018										
1980	2007		1982	2021										
1981	2008		1983	2022										
			1985											



## ★ PRO BOWL COWBOYS ★

Since 2010 Dallas has selected 18 players in the NFL Draft that have gone on to make at least one Pro Bowl - the most in the NFL over that span (Kansas City, 16; Minnesota, 15). Since 1989 Dallas has sent 57 different players to the Pro Bowl, and of those, Dallas drafted 40. Additionally, 30 Cowboys draft picks have been selected to 91 Pro Bowls since 2002, which is 11 more than any other team over that span (Kansas City, 79 Pro Bowl selections):

### COWBOYS PRO BOWL DRAFT PICKS SINCE 2002 (BY YEAR DRAFTED)

- 2002: Roy Williams (5)
- 2002: Andre Gurode (5)
- 2003: Terence Newman (2)
- 2003: Jason Witten (11)
- 2005: DeMarcus Ware (9 - 7 with Dallas)
- 2005: Marion Barber (1)
- 2005: Jay Ratliff (4)
- 2006: Jason Hatcher (1)
- 2007: Anthony Spencer (1)
- 2007: Nick Folk (1)
- 2008: Mike Jenkins (1)
- 2008: Martellus Bennett (1 - with Chicago)
- 2010: Sean Lee (2)
- 2010: Dez Bryant (3)
- 2011: Tyron Smith (8)



- 2011: DeMarco Murray (3 - 2 with Dallas)
- 2011: Dwayne Harris (1 - with N.Y. Giants)
- 2013: Travis Frederick (5)
- 2014: Zack Martin (8)
- 2014: DeMarcus Lawrence (3)
- 2015: Byron Jones (1)
- 2016: Dak Prescott (2)
- 2016: Ezekiel Elliott (3)
- 2016: Jaylon Smith (1)
- 2018: Leighton Vander Esch (1)
- 2019: Tony Pollard (1)
- 2020: CeeDee Lamb (2)
- 2020: Trevon Diggs (2)
- 2020: Tyler Biadasz (1)
- 2021: Micah Parsons (2)

# DAK PRESCOTT NOTES



## All-Time Ranks - Cowboys QBs

- 1st** - Completion Pct. (66.9%)
- 2nd** - Passing Touchdowns (183)
- 3rd** - Passing Yards (27,358)  
- Attempts (3,583)  
- Completions (2,397)
- 4th** - Total Wins (67)

2023 DALLAS COWBOYS

### ★ DAK AGAINST THE BLITZ ★

Teams have blitzed the Cowboys on 29.9% of their dropbacks in 2023, 14th-highest in the league. When opponents bring five-or-more pass rushers, Dak Prescott has completed 67-of-92 passes, a 72.8% completion rate against the blitz that is second in the NFL behind Patrick Mahomes:

#### Completion Percentage Against the Blitz - NFL 2023

QB, Team	Comp	Att	Comp%
Patrick Mahomes, KC.....	71	97	73.2%
<b>Dak Prescott, Dal.....</b>	<b>67</b>	<b>92</b>	<b>72.8%</b>
Tyson Bagent, Chi.....	38	54	70.4%
Tua Tagovailoa, Mia.....	70	101	69.3%
Justin Herbert, LAC.....	81	118	68.6%

### ★ OUT OF POCKET ★

Dak Prescott has thrown for a score outside of the pocket twice this season. Overall in 2023, Prescott has the second-highest completion percentage (71.1%) in the NFL when throwing outside of the pocket and ranks fifth in passer rating (113.4) outside the pocket:

#### Passer Rating Out of the Pocket - NFL 2023

QB, Team	Comp	Att	Comp%	TD	PsrRtg
Lamar Jackson, Bal.....	25	38	65.8%	4	136.2
Tua Tagovailoa, Mia.....	24	35	68.6%	3	115.7
Joe Burrow, Cin.....	19	31	61.3%	6	114.2
Brock Purdy, SF.....	29	45	64.4%	5	113.5
<b>Dak Prescott, Dal.....</b>	<b>32</b>	<b>45</b>	<b>71.1%</b>	<b>2</b>	<b>113.4</b>

### ★ LEADING THE CHARGE ★

Dak Prescott has led the Cowboys offense to the top of the league year-after-year. In the last three seasons, the Cowboys are scoring 27.8 offensive points-per-game when Prescott is under center, most in the NFL:

#### Offensive Points-Per-Game With Starting Quarterback NFL - 2021-23

QB, Team	GS	PPG
<b>Dak Prescott, Dal.....</b>	<b>37</b>	<b>27.8</b>
Josh Allen, Buf.....	42	27.0
Patrick Mahomes, KC.....	43	26.3
Jalen Hurts, Phi.....	39	26.1
Justin Herbert, LAC.....	43	25.0
Joe Burrow, Cin.....	41	24.8

### ★ DAK TO THE FUTURE ★

Now in his eighth pro season, Dak Prescott ranks first in completion percentage (66.9%), second in passing touchdowns (183), third in completions (2,397), attempts (3,583), passing yards (27,358) and fourth in wins (67) in regular season team history:

#### Dallas Cowboys All-Time QB Chart

WINS AS STARTER	PASSING YARDS
Troy Aikman..... 94	Tony Romo..... 34,183
Roger Staubach..... 85	Troy Aikman..... 32,942
Tony Romo..... 78	<b>Dak Prescott..... 27,358</b>
<b>Dak Prescott..... 67</b>	Roger Staubach..... 22,700
Danny White..... 62	Danny White..... 21,959

ATTEMPTS	PASSING TOUCHDOWNS
Troy Aikman..... 4,715	Tony Romo..... 247
Tony Romo..... 4,335	<b>Dak Prescott..... 183</b>
<b>Dak Prescott..... 3,583</b>	Troy Aikman..... 165
Roger Staubach..... 2,958	Danny White..... 155
Danny White..... 2,950	Roger Staubach..... 153

COMPLETIONS	COMPLETION PCT
Troy Aikman..... 2,898	<b>Dak Prescott..... 66.9%</b>
Tony Romo..... 2,829	Tony Romo..... 65.3%
<b>Dak Prescott..... 2,397</b>	Troy Aikman..... 61.5%
Danny White..... 1,761	Danny White..... 59.7%
Roger Staubach..... 1,685	Roger Staubach..... 57.0%

### ★ AIR IT OUT ★

The Dallas Cowboys started off the 2023 season with an emphasis on getting rid of the ball quickly to their playmakers in space. According to TruMedia, Dak Prescott averaged 6.5 air yards-per-attempt in Weeks 1-5, fifth-fewest in the NFL during that span.

In their last four games, Dallas is averaging 9.6 air yards-per-attempt, seventh in the NFL during that span. Below are Dallas' passing stats and its NFL ranks split between Weeks 1-5 and Weeks 6-10:

#### Dak Prescott Passing Stats - 2023

Weeks 1-5 (Rank)		Weeks 6-10 (Rank)
<b>212.2 (20)</b>	Passing Yds/Game	<b>338.5 (1)</b>
<b>6.6 (25)</b>	Yds/Attempt	<b>9.7 (4)</b>
<b>6.5 (28)</b>	Air Yds/Attempt	<b>9.6 (7)</b>
<b>15 (13)</b>	Big Plays (20+)	<b>23 (1)</b>
<b>69.4% (8)</b>	Completion %	<b>72.1% (3)</b>
<b>87.5 (19)</b>	Passer Rating	<b>125.1 (1)</b>
<b>5 (T-17)</b>	Passing TD	<b>12 (1)</b>



# DAK PRESCOTT NOTES, CONT.

## ★ DAK'S RECORD WHEN... ★

Since taking over as Dallas' starting quarterback in 2016, Dak Prescott has compiled a 67-39 regular season record in 106 career starts, and he is 2-4 in the postseason. Below is a look at Prescott's record under several different circumstances:

	Regular	Post
Playing at home: .....	39-15	1-2
Playing on the road: .....	28-24	1-2
Playing indoors: .....	36-15	1-2
Playing outdoors: .....	31-24	1-2
Playing against the NFC East:.....	29-8	
Playing against the NFC (non-NFC East): ..	22-18	2-4
Playing against the AFC: .....	16-13	
Playing on Thursday:.....	8-5	
Playing on Saturday:.....	2-0	1-1
Playing on Sunday:.....	49-31	0-3
Playing on Sunday night.....	11-8	
Playing on Monday night: .....	5-1	1-0
Playing on artificial turf: .....	52-25	1-2
Playing on natural grass: .....	15-14	1-2
Offense totals over 400 yards: .....	38-13	1-1
Throws for over 300 yards: .....	15-9	1-1
Throws for 200-299 yards: .....	40-17	1-3
Attempts 30 passes-or-more .....	37-33	2-4
Throws only one touchdown: .....	19-9	1-3
Throws more than one touchdown: .....	40-16	1-1
Completes 65.0%-or-more of his passes:....	49-14	2-0
Averages more than 7.0 yards-per-attempt...	52-12	1-2
Has more than one Big Play (25+) passing...	37-16	2-1
Throws no interceptions: .....	45-12	1-1
Throws one interception: .....	15-15	1-2
Throws more than one interception: .....	6-13	0-1
Records at least 100.0 passer rating: .....	48-8	1-1
Commits no turnovers.....	38-8	1-1
Against teams with winning record: .....	20-19	1-4
Against teams with .500 record: .....	14-9	
Against teams with losing record: .....	33-10	1-0
Has between one-five rush attempts .....	59-30	0-4
Has five-or-more rush attempts .....	24-9	2-0
Sacked one time-or-less: .....	37-11	2-2
Sacked more than once: .....	30-28	0-2
September: .....	14-10	
October: .....	17-8	
November: .....	16-12	
December: .....	19-6	
January:.....	1-3	2-4

Team-by-team						
Team	W	L	Pct	Team	W	L Pct
Arizona.....	1	2	.333	Minnesota.....	2	1 .667
Atlanta.....	3	1	.750	New England... 2	1	.667
Baltimore.....	1	0	1.000	New Orleans... 2	2	.667
Buffalo.....	0	1	.000	N.Y. Giants .... 12	2	.857
Carolina.....	1	1	.500	N.Y. Jets .....	1	.500
Chicago.....	2	1	.667	Philadelphia... 8	4	.667
Cincinnati .....	1	0	1.000	Pittsburgh .....	1	0 1.000
Cleveland.....	1	1	.500	San Francisco . 2	1	.667
Denver.....	0	2	.000	Seattle .....	0	3 .000
Detroit.....	4	0	1.000	Tampa Bay .....	2	2 .500
Green Bay.....	1	3	.250	Tennessee.....	1	1 .500
Houston.....	1	1	.500	Washington .... 9	2	.818
Indianapolis... 1	1	.500				
Jacksonville... 1	1	.500				
Kansas City.... 1	1	.500				
LA Chargers.... 2	1	.667				
LA Rams.....	2	2	.500			
Las Vegas.....	1	1	.500			
Miami.....	1	0	1.000			

Postseason		
Team	W	L Pct
Green Bay.....	0	1 .000
L.A. Rams.....	0	1 .000
San Francisco . 0	2	.000
Seattle.....	1	0 1.000
Tampa Bay.....	1	0 1.000

## ★ QB WINS ★

In his eighth season as the Dallas Cowboys quarterback, Dak Prescott has proven to be a winner, as his 67 victories rank fourth in team history. His 13 wins in 2016 were the most by a rookie quarterback in NFL history, and his 67 career wins are fourth among quarterbacks since 2016:

### Wins by Starting NFL QB - 2016-23

Player	W	L	T	Win%
Tom Brady, NE/TB .....	79	31	0	.718
Patrick Mahomes, KC .....	71	18	0	.798
Aaron Rodgers, GB/NYJ.....	68	36	1	.652
<b>Dak Prescott, Dal .....</b>	<b>67</b>	<b>39</b>	<b>0</b>	<b>.632</b>
Russell Wilson, Sea/Den .....	66	51	1	.564
Kirk Cousins, Was/Min.....	65	53	2	.550

Since 2016, Prescott is tied with Patrick Mahomes for the second-most wins against his division, going 29-8 in games he has started against the NFC East:

Player	Wins	Player	Wins
Tom Brady, NE/TB .....	31	Patrick Mahomes, KC.....	29
<b>Dak Prescott, Dal .....</b>	<b>29</b>	Aaron Rodgers, GB/NYJ .. 26	

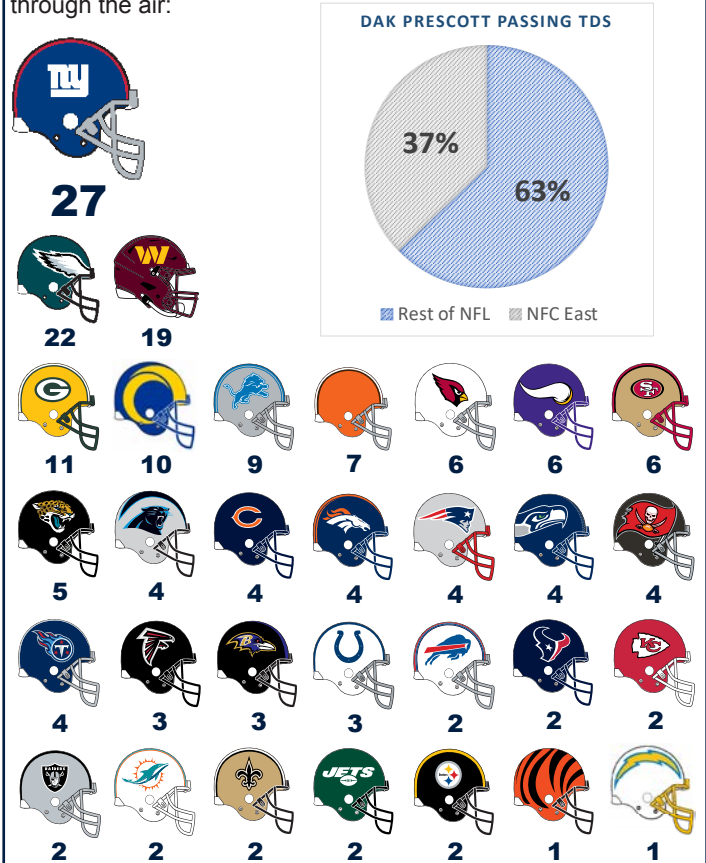
## ★ MOVING UP THE CHARTS ★

Dak Prescott has 24 games with at least 300 yards through the air - second in Cowboys history:

Player	Games
Tony Romo .....	46
<b>Dak Prescott .....</b>	<b>24</b>
Troy Aikman .....	13
Danny White.....	10
Don Meredith.....	7

## ★ PRESCOTT TDs BY TEAM ★

With a passing touchdown at the LA Chargers (10/16), Dak Prescott has thrown a touchdown pass against all 31 NFL teams in the regular season. He is the 30th quarterback in NFL history to throw at least one touchdown pass against 31-or-more opponents. Below is a team-by-team breakdown of his touchdowns through the air:





## DAK PRESCOTT NOTES, CONT.

### ★ YOU COMPLETE ME ★

Dak Prescott has showcased efficiency and accuracy to start 2023, as his 70.7 completion percentage leads the NFL:

#### NFL Completion Percentage Leaders- 2023

Player	Att	Comp	Comp%
<b>Dak Prescott, Dal</b> .....	<b>300</b>	<b>212</b>	<b>70.7%</b>
Lamar Jackson, Bal .....	276	194	70.3%
Josh Allen, Buf .....	350	246	70.3%
Tua Tagovailoa, Mia .....	308	214	69.5%
Kirk Cousins, Min .....	311	216	69.5%

Prescott has completed over 80.0% of his passes in three games in 2023 (vs. NYJ, 81.6%; vs. NE, 82.4%; vs. LAR, 80.6%), most in the NFL. All three of those games have occurred at AT&T Stadium. Prescott's three straight home games with an 80.0% completion percentage-or-better was the longest home streak in NFL history (min. 30 attempts-per-game).

### ★ MAN-TO-MAN ★

Heading into the 2023 season, Dak Prescott had an overall passer rating of 101.6 against man coverage, 13th in the NFL since 2016. To this point in 2023, Prescott has been lights out against man coverage.

According to Next Gen Stats, Prescott's 136.1 passer rating against man coverage leads the NFL, with second place Patrick Mahomes more than 15 points behind:

#### Passer Rating Against Man Coverage - NFL 2023

QB, Team	Comp	Att	Comp%	TD	INT	Rtng
<b>Dak Prescott, Dal</b> .....	<b>72</b>	<b>101</b>	<b>71.3%</b>	<b>13</b>	<b>1</b>	<b>136.1</b>
Patrick Mahomes, KC .....	55	87	63.2%	12	2	121.0
Tua Tagovailoa, Mia .....	58	94	61.7%	12	1	120.8
Josh Allen, Buf .....	58	95	61.1%	12	1	118.7
Kirk Cousins, Min .....	55	88	62.5%	9	1	115.5

#### Dak Prescott Stats Against Man Coverage - NFL Rank 2023

Stats	Total	Rank
Passing Yards .....	948	1st
Passing Touchdowns .....	13	1st
Passer Rating .....	136.1	1st
Completion Percentage .....	71.3%	1st
Yards-Per-Attempt .....	9.4	1st

### ★ DOWN FIELD DAK ★

Dak Prescott has pushed the ball down the field in recent weeks. In his last four games, Prescott has completed 23 passes of 20-plus yards, first in the NFL during Weeks 6-10. Overall in 2023, Prescott is tied for third in the league with 38 big play (20+ yards) passes:

#### Big Play Passes - NFL 2023

Player	20+ Comp	Player	20+ Comp
C.J. Stroud .....	43	Matthew Stafford .....	36
Jared Goff .....	41	Kirk Cousins .....	34
<b>Dak Prescott</b> .....	<b>38</b>	Justin Herbert .....	34
Brock Purdy .....	38		

The only other season where Prescott completed 38 passes of 20-or-more yards in the first nine games of a season was in 2019 (40). Prescott has also completed 21 of his 38 pass attempts over 20 yards, a 55.3% completion rate on big play passes that is fourth in the NFL.

Additionally, Prescott completed eight passes of 25-plus yards in the win against the N.Y. Giants (11/12), tied for the most 25-yard completions by any NFL quarterback since 1994, when the stat became available:

#### Most 25+ Yard Completions in a Game - NFL Since 1994

Player, Team	Opp, Date	25+
<b>Dak Prescott, Dal</b> .....	<b>NYG, 11/12/23</b>	<b>8</b>
Patrick Mahomes, KC .....	Oak, 9/15/19	8
Jameis Winston, TB .....	Det, 12/15/19	8
Tony Romo, Dal .....	Den, 10/6/13	8
Ben Roethlisberger, Pit .....	GB, 12/20/09	8
Drew Brees, NO .....	Bal, 10/29/06	8
Brad Johnson, Was .....	SF, 12/26/99	8

### ★ QB RATINGS AT 100.0 ★

Dak Prescott established the most games with a 100.0 passer rating by a quarterback in a season in team history with 11 in 2016. Prescott has six games with a 100.0 rating in 2023, and his 56 games with at least a 100.0 rating are second in team history:

#### Career 100.0 QB Rating Games - Cowboys History

Player	Games	Player	Games
Tony Romo .....	67	Roger Staubach .....	37
<b>Dak Prescott</b> .....	<b>56</b>	Danny White .....	33
Troy Aikman .....	44	Craig Morton .....	24

Prescott's 56 games with at least a 100.0 rating from 2016-23 are the second-most 100.0 rating games by a quarterback through eight seasons in NFL history:

#### 100.0 QB Rating Games - First Eight Seasons

Player	Games	Seasons
Russell Wilson .....	65	2012-18
<b>Dak Prescott</b> .....	<b>56</b>	<b>2016-23</b>
Patrick Mahomes .....	51	2018-23
Matt Ryan .....	49	2008-15
Aaron Rodgers .....	48	2007-12

### ★ FOURTH QUARTER WINS ★

Since taking over as the Dallas Cowboys starting quarterback in 2016, Dak Prescott has engineered his share of fourth quarter wins for the club. Included in his 67 regular season wins as a starter are 20 occasions in which he led the team to victory when the club was tied or trailing in the fourth quarter or overtime. Prescott's 20 wins are the second-most by a Dallas signal caller:

#### 4th Quarter/OT Wins - Cowboys

Quarterback	Wins	Quarterback	Wins
Tony Romo .....	24	Roger Staubach .....	13
<b>Dak Prescott</b> .....	<b>20</b>	Danny White .....	11
Troy Aikman .....	15		

Below is a look at each of Prescott's 20 games in which the game was tied or the team trailed in the fourth quarter to pull out the win and his fourth quarter/overtime stats:

Date	Opp	Score	Time		Att	Com	Yds	TD	Int	Final Score
			Left	Right						
9/18/16	@Was	20-23	15:00		7	6	66	0	0	27-23
10/30/16	PHI*	13-23	7:48		20	11	135	2	0	29-23
11/13/16	@Pit	29-30	0:42		11	10	83	0	0	35-30
12/1/16	@Min	7-9	14:11		4	2	26	1	0	17-15
12/18/16	TB	17-20	15:00		6	6	41	0	0	26-20
9/25/17	@Ari	14-14	14:45		3	3	94	1	0	28-17
12/10/17	@NYG	10-10	9:29		6	4	158	2	0	30-10
12/17/17	@Oak	17-17	6:30		6	5	82	0	0	20-17
12/31/17	@Phi	0-0	12:19		9	6	75	1	0	6-0
9/30/18	DET	23-24	2:17		11	7	99	0	0	26-24
11/11/18	@Phi	20-20	7:27		8	7	88	1	0	27-20
11/18/18	@Atl	19-19	1:52		6	4	45	0	0	22-19
12/9/18	PHI*	23-23	1:39		12	11	94	1	0	29-23
12/30/18	@NYG	28-32	3:21		10	5	78	1	0	36-35
9/20/20	Atl	24-36	15:00		21	13	182	1	0	40-39
9/19/21	@LAC	17-17	3:54		8	7	47	0	0	20-17
10/17/21	@NE*	29-29	7:53		5	5	71	1	0	35-29
12/11/22	Hou	20-23	3:20		7	6	79	0	0	27-23
12/24/22	Phi	27-34	9:59		10	7	127	1	0	40-34
<b>10/16/23</b>	<b>@LAC</b>	<b>10-10</b>	<b>15:00</b>		<b>6</b>	<b>9</b>	<b>111</b>	<b>1</b>	<b>0</b>	<b>20-17</b>

*\*italics indicate overtime and are reflected in the stats totals*

Amongst all NFL quarterbacks, Prescott is tied for the fifth-most game-winning drives from 2016-23:

#### Game-Winning Drives - NFL (2016-23)

Player	Drives	Player	Drives
Derek Carr .....	29	<b>Dak Prescott</b> .....	<b>20</b>
Kirk Cousins .....	24	Ryan Tannehill .....	20
Russell Wilson .....	24	Ben Roethlisberger .....	20
Matthew Stafford .....	23	Tom Brady .....	19

*\*Game Winning Drive = Fourth quarter drive that puts team ahead for the final time*

*\*4th Quarter Comeback = Offense overcomes a deficit to win the game*

Additionally, Prescott is 23-of-28 on pass attempts in overtime in his career, which at 82.1% is the second-highest completion percentage in overtime of any quarterback in Cowboys history, trailing only Troy Aikman (84.8%).

## DAK PRESCOTT NOTES, CONT.

### ★ THIRD DOWN DARLING ★

Dak Prescott's ability to make the play that extends the drive on third down should not be overlooked, especially in passing situations. On 75 third down passing attempts in 2023, Prescott leads all NFL quarterbacks in completion percentage (73.3%) and ranks second in passer rating (110.9) on third down plays this season:

#### Third Down Passer Rating - 2023 NFL QBs min. 20 third down attempts

Player	Att.	Comp	Pct%	TD	Rtng
Kirk Cousins, Min	84	55	45.7%	6	111.5
<b>Dak Prescott, Dal</b>	<b>75</b>	<b>55</b>	<b>73.3%</b>	<b>4</b>	<b>110.9</b>
Russell Wilson, Den	61	43	70.5%	4	109.9
Baker Mayfield, TB	89	59	66.3%	6	107.7
Matthew Stafford, LAR	70	43	61.4%	6	107.0

Prescott is also second among all starting quarterbacks in 2023 with a 47.4% third down conversion rate, which includes passing attempts, quarterback rushing attempts and sacks:

#### Third Down Conversion Rate - 2023 NFL QBs min. 40 third down chances

Player	Att.	Conv.	1stD Pct
Jalen Hurts, Phi	105	53	50.5%
<b>Dak Prescott, Dal</b>	<b>95</b>	<b>45</b>	<b>47.4%</b>
Tyson Bagent, Chi	48	22	45.8%
Josh Allen, Buf	98	43	43.9%
Brock Purdy, SF	69	30	43.5%

*Third down chances include passing attempts, quarterback rushing attempts and sacks on third down plays this season.*

### ★ ZERO TO 400, REAL QUICK ★

With 404 passing yards against the N.Y. Giants (11/12), Dak Prescott has 10 career 400-yard games, a franchise record and tied with Patrick Mahomes for the most by any passer since 2016:

Player	400-Yd Games
Patrick Mahomes	10
<b>Dak Prescott</b>	<b>10</b>
Kirk Cousins	7
Tom Brady	7

Prescott's 10 400-yard games are tied for the most by any passer in the first eight seasons of a career:

Player	Seasons	400-Yd Games
Dan Marino	1983-90	10
Patrick Mahomes	2018-23	10
<b>Dak Prescott</b>	<b>2016-23</b>	<b>10</b>
Matthew Stafford	2009-15	7

Dak Prescott Career 400-Yard Games				
Opp, Date	Att	Com	Yards	W/L
vs. Cle, 10/4/20	58	41	502	L
at Sea, 9/27/20	57	37	472	L
vs. GB, 10/6/19	44	27	463	L
vs. Phi, 12/9/18	54	42	455	W
vs. Atl, 9/20/20	47	34	450	W
at NE, 10/17/21	51	31	445	W
at Det, 11/17/19	46	29	444	W
vs. NYG, 9/8/19	32	25	405	W
<b>vs. NYG, 11/12/23</b>	<b>35</b>	<b>26</b>	<b>404</b>	<b>W</b>
at TB, 9/9/21	58	42	403	L

Prescott is the only quarterback in Cowboys history to pass for 400 yards in consecutive games (vs. Atl, 9/20/20 - vs. Cle, 10/4/20), and his three-game streak is tied with Ryan Fitzpatrick (2018) for the longest streak in NFL history.

Prescott set an NFL record by passing for at least 450 yards in three straight games (vs. Atl, 9/20/20 - vs. Cle, 10/4/20), surpassing Jameis Winston (two game streak in 2019):

Prescott's 1,424 yards over the three-game stretch in 2020 are the most by any NFL quarterback over a three-game stretch in league history.

### ★ TOUCHDOWNS GALORE ★

Dak Prescott is coming off his third multi-passing touchdown game of the season. His 56 total games with two-or-more touchdown passes rank second in team history behind Tony Romo (79). Prescott has also recorded three-or-more touchdown passes in 33 career games, also second in franchise history:

#### Three Passing Touchdown Games - Dallas Cowboys

Player	Games	Player	Games
Tony Romo	40	Roger Staubach	17
<b>Dak Prescott</b>	<b>33</b>	Don Meredith	14
Danny White	20	Troy Aikman	10

Among NFL quarterbacks, Prescott's 33 career three-touchdown games are tied with Brett Favre for the fourth-most such games in an NFL player's first eight seasons:

#### Three Passing Touchdown Games - First Eight Seasons NFL History

Player	Games	Player	Games
Dan Marino, Mia	42	<b>Dak Prescott, Dal</b>	<b>33</b>
Patrick Mahomes, KC	38	Brett Favre, GB	33
Peyton Manning, Ind	37	Aaron Rodgers, GB	32

Prescott recently has passed for four touchdowns against the LA Rams (10/29) and N.Y. Giants (11/12). His nine career games with four scores through the air rank second in Cowboys history:

#### Four Passing Touchdown Games - Dallas Cowboys

Player	Games	Player	Games
Tony Romo	10	Don Meredith	6
<b>Dak Prescott</b>	<b>9</b>	Troy Aikman	3
Danny White	8	Craig Morton	2

Along with four touchdowns, Prescott also threw for 300-plus yards against the Rams and Giants. He has seven career games with 300 passing yards and four touchdowns, the most such games in team history:

#### 300-Yard, Four Passing Touchdown Games - Dallas Cowboys

Player	Games	Player	Games
<b>Dak Prescott</b>	<b>7</b>	Danny White	4
Tony Romo	6	Don Meredith	2

### ★ QUICK DRAW DAK ★

Dak Prescott recorded an average time to throw of 2.11 seconds on his pass attempts in the Week 1 win over the N.Y. Giants (9/10) - per PFF, the fastest time among starting quarterbacks in Week 1. His overall 2.49 average release on pass attempts is eighth in the NFL in 2023:

Player	Avg Release	Player	Avg Release
Tua Tagovailoa, Mia	2.23	Deshaun Watson, Atl	2.46
Trevor Lawrence, Jax	2.29	Derek Carr, NO	2.48
Mac Jones, NE	2.32	Matthew Stafford, LAR	2.48
Joe Burrow, Cin	2.34	<b>Dak Prescott, Dal</b>	<b>2.49</b>

### ★ BALL SECURITY ★

Dak Prescott has found a way to avoid the negative play throughout his NFL tenure. Prescott's 2.0% career interception rate is eighth among active quarterbacks who have at least 1,750 career pass attempts:

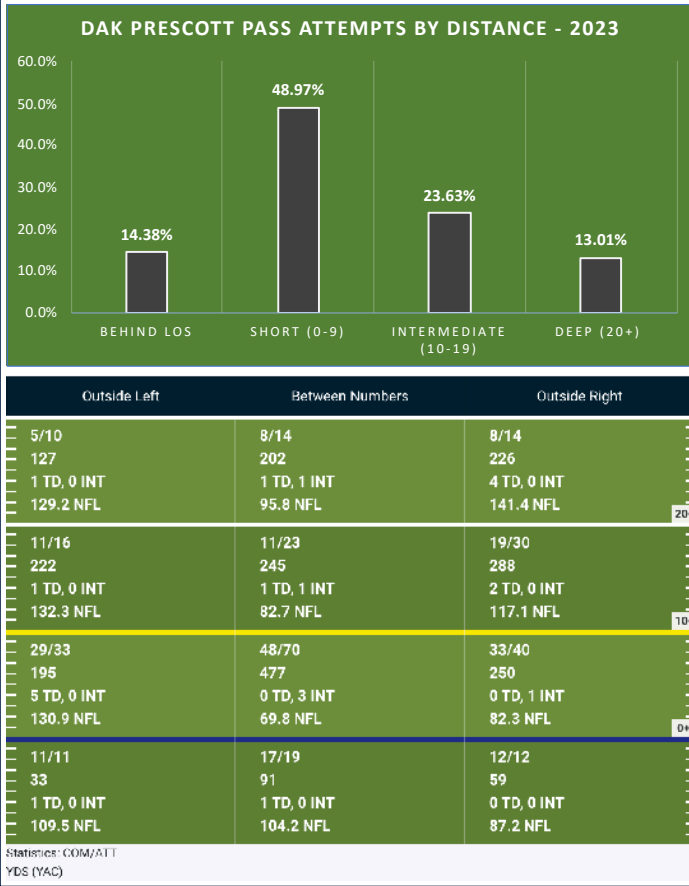
#### Interception Percentage Among Active NFL QBs Min. 1,750 Attempts

Player	Att	INT	INT%
Aaron Rodgers	7,661	105	1.4%
Patrick Mahomes	3,327	57	1.7%
Justin Herbert	2,288	40	1.7%
Russell Wilson	5,480	102	1.9%
Derek Carr	5,292	103	1.9%
Jared Goff	3,828	75	2.0%
Joe Burrow	1,878	37	2.0%
<b>Dak Prescott</b>	<b>3,583</b>	<b>71</b>	<b>2.0%</b>

## DAK PRESCOTT NOTES, CONT.

### ★ PASSING DEPTH CHART ★

Below is a chart that details Dak Prescott's attempts by distance for the 2023 season, per *Pro Football Focus*:



### ★ KEEPING IT <sup>100</sup> ★

Dak Prescott has proven to be a threat with both his legs and his arm during his career. After throwing for 143 yards in the season-opening win at the New York Giants (9/10), Prescott eclipsed 25,000 career passing yards and joined Aaron Rodgers and Patrick Mahomes as the only three players in NFL history with 25,000 passing yards and 1,500 rushing yards in their first 100 career games.

Prescott is one-of-two quarterbacks in NFL history - Josh Allen - with 150 passing touchdowns and 25 rushing touchdowns in his first 100 career games.

Below are several stats from Prescott's career and where Prescott ranks among NFL quarterbacks through 106 career starts:

**Dak Prescott QB Stats - NFL Rank Through 106 Starts**

Stats	Total	Rank
Completions.....	2,397	5th
Completion Percentage.....	66.9%	5th
Passer Rating.....	98.4	7th
Passing Yards.....	27,358	9th
Passing Touchdowns.....	183	13th
Rush TDs by a QB.....	28	T-13th

### ★ GUN OR CENTER? ★

With Mike McCarthy assuming play calling duties in 2023, Dak Prescott has lined up in the shotgun on 79.4% of his dropbacks. Below are his career stats when lining up under center and in shotgun:

**Dak Prescott Gun vs. Under Center - 2023**

<u>Shotgun</u>	<u>Under Center</u>
Attempts: 241	Attempts: 59
Completions: 173	Completions: 39
Completion Pct: 71.8%	Completion Pct: 66.1%
Passing Yards: 2,187	Passing Yards: 356
TD: 15	TD: 2
INT: 5	INT: 1
Passer Rating: 109.6	Passer Rating: 86.5

### ★ FOUR STAR RATING ★

Dak Prescott reached 1,500 pass attempts in the first week of 2019, qualifying him for the all-time NFL passing record books. Prescott ranks seventh in NFL annals in QB Rating, edging out Tony Romo (97.1) as the highest-rated passer in Cowboys history:

**All-Time NFL Quarterback Rating**

Player	Att	Cmp	Pct	Yds	TD	Int	TD/INT Ratio	Rate
Patrick Mahomes	3,327	2,214	66.5	26,683	209	57	3.67	104.8
Aaron Rodgers	7,661	5,001	65.3	59,005	475	105	4.52	103.6
Deshawn Watson	2,089	1,390	66.5	16,756	118	45	2.62	100.8
Russell Wilson	5,480	3,549	64.8	42,389	326	102	3.20	100.4
Drew Brees	10,551	7,142	67.7	80,358	571	243	2.35	98.7
Joe Burrow	1,878	1,277	68.0	13,982	96	37	2.59	98.6
<b>Dak Prescott</b>	<b>3,583</b>	<b>2,397</b>	<b>66.9</b>	<b>27,358</b>	<b>183</b>	<b>71</b>	<b>2.58</b>	<b>98.4</b>
Kirk Cousins	5,177	3,465	66.9	39,471	270	110	2.45	98.2
Jimmy Garoppolo	1,894	1,277	67.4	15,494	94	51	1.84	97.7
Tom Brady	12,050	7,753	64.3	89,214	649	212	3.06	97.2

### ★ PRESCOTT TARGETS ★

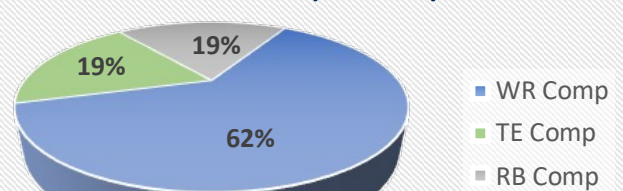
In 2023 Dak Prescott has completed 212-of-300 passes for 2,415 yards, 17 touchdowns and six interceptions. Below is a breakdown of Prescott's targets by position and player in 2023:

Position Breakdown							
	Comp.	Yds	TD		Comp.	Yds	TD
WR.....	132	1,772	11	RB.....	40	272	1
TE.....	40	371	5				

Player Breakdown by Completions							
Player	Cmp	Yds	TD	Player	Cmp	Yds	TD
C. Lamb.....	66	966	4	R. Dowdle.....	6	52	1
J. Ferguson...36	354	4	D. Vaughn.....	4	18	0	
T. Pollard.....29	190	0	L. Schoonmaker	3	14	1	
B. Cooks.....26	338	3	J. Brooks.....	2	18	0	
M. Gallup.....22	277	1	H. Luepke.....	1	12	0	
J. Tolbert.....9	104	1	P. Hendershot..	1	3	0	
K. Turpin.....7	69	2					

**Dak Prescott 2023 Completions by Position**



Prescott was awarded the Walter Payton Man of the Year Award for the 2022 season. Prescott was the fourth player in franchise history to win the award, joining Roger Staubach (1978), Troy Aikman (1997) and Jason Witten (2012). As the winner, Prescott received a \$250,000 donation to his Faith Fight Finish (FFF) Foundation, and he will wear a patch depicting the trophy on his uniform for the rest of his playing career.





**Career Statistics**

**328**

**Receptions**

*\*most by Cowboys player through 58 games*

**4,371**

**Receiving Yards**

*\*most by Cowboys player in first four seasons*

**7**

**Games with 10-Plus Catches**

*\*most in a Cowboys player's first four seasons*

★ **NO SILENCING THIS LAMB** ★

CeeDee Lamb started his Cowboys career loudly, passing Bob Hayes (46) and establishing a franchise record for the most receptions by a Cowboys rookie (74). He finished with the third-most receptions in a season in team history in 2022 (107), and Lamb is off to a blazing start this season. Lamb's 68 receptions in 2023 are the most catches by a Cowboy in the first nine games of a season:

**Most Receptions in First Nine Games of a Season**

Cowboys History		
Player	Season	Rec
<b>CeeDee Lamb</b> .....	<b>2023</b>	<b>68</b>
Michael Irvin .....	1995	66
Jason Witten.....	2012	66
Amari Cooper .....	2020	59

Lamb has also racked up 975 receiving yards in 2023, the second-most by a Cowboys player in the first nine games of a season:

**Most Receiving Yds in First Nine Games of a Season**

Cowboys History		
Player	Season	Rec Yds
<b>CeeDee Lamb</b> .....	<b>2023</b>	<b>975</b>
Michael Irvin .....	1995	1,023
Michael Irvin .....	1993	885

★ **88 MAKING HISTORY** ★

CeeDee Lamb is no stranger to etching himself in Cowboys record books. Last Sunday against the N.Y. Giants, Lamb took it a step further. The fourth-year receiver became the first player in NFL history to have three consecutive games of 10-plus catches and 150-plus receiving yards. Below is a game-by-game breakdown of Lamb's record-setting streak:

**CeeDee Lamb Streak of 10 Rec. and 150 Rec. Yds**

Opp, Date	Rec	Rec Yds
vs. LAR, 10/29/23.....	12	158
at PHI, 11/5/23 .....	11	191
vs. NYG, 11/12/23 .....	11	151

★ **TD LAMB** ★

CeeDee Lamb has reeled in four touchdown catches in 2023. Overall, Lamb has 24 career touchdown receptions, tied for the third-most touchdown receptions in a Cowboys player's first four seasons:

**Most Receiving Touchdowns In First Four Seasons**

Cowboys History			
Player	Rec TD	Player	Rec TD
Bob Hayes .....	45	Tony Hill.....	24
Dez Bryant .....	40	Michael Irvin .....	20
<b>CeeDee Lamb</b> .....	<b>24</b>	Terrance Williams.....	20

★ **ON THE LAMB** ★

CeeDee Lamb quickly rose to the No. 1 receiver spot for the Dallas Cowboys. Lamb recorded five 100-yard receiving games in 2022 and has five 100-yard performances in 2023, giving him 15 for his career:

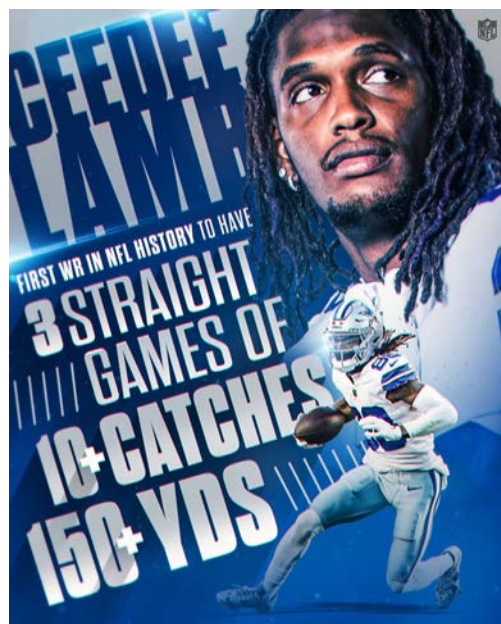
**CeeDee Lamb Career 100-Yard Rec Games**

Opp, Date	Rec Yds	Opp, Date	Rec Yds
<b>at Phi, 11/5/23</b> .....	<b>191</b>	vs. Phi, 12/24/22	120
<b>vs. LAR, 10/29/23</b> .....	<b>158</b>	<b>at LAC, 10/16/23</b>	<b>117</b>
<b>vs. NYG, 11/12/23</b> .....	<b>151</b>	at Min, 10/31/21	112
at GB, 11/13/22 .....	150	vs. Atl, 9/20/20	106
at NE, 10/17/21 .....	149	vs. NYG, 11/24/22	106
<b>vs. NYJ, 9/17/23</b> .....	<b>143</b>	at TB, 9/9/21	104
at Jax, 12/18/22.....	126	at Ten, 12/29/22	100
vs. NYG, 10/11/20 .....	124		

Lamb's 15 career 100-yard receiving games are tied with Bob Hayes for the most 100-yard games by a Cowboys player in his first four seasons:

**Most 100-Yard Receiving Games Through First Four Seasons**

Cowboys History			
Player	100-Yd Gms	Player	100-Yd Gms
Bob Hayes.....	15	Dez Bryant.....	9
<b>CeeDee Lamb</b> .....	<b>15</b>	Drew Pearson.....	9
Michael Irvin .....	13	Miles Austin.....	8



## CEEDEE LAMB NOTES, CONT.

### ★ CEEDEE'S BIG PLAYS ★

CeeDee Lamb is no stranger when it comes to big plays. After tying for third in the NFL with 24 big play receptions in 2022, Lamb has reeled in 22 receptions of 20-plus yards in 2023, which leads the NFL:

#### 20-Plus Yard Reception Leaders - NFL 2023

Player	Rec	Player	Rec
<b>CeeDee Lamb, Dal</b> .....	<b>22</b>	Puka Nacua, LAR.....	16
A.J. Brown, Phi.....	18	Keenan Allen, LAC.....	16
Tyreek Hill, Mia.....	16	Brandon Aiyuk, SF.....	15

Lamb has reeled in 12 receptions of 20-plus yards in the last three games, tops in the NFL from Weeks 8-10. Former Cowboys Noah Brown (12) and Amari Cooper (seven) are second and third during that span.

### ★ FEEDING LAMB ★

In addition to putting up big numbers in 2023, Lamb has helped out others around him on the Cowboys offense, including Dak Prescott. When targeting Lamb, Prescott has a 129.4 passer rating, second-highest passer rating when being targeted in the NFL this season (min. 60 targets):

#### NFL WR/TE Passer Rating When Targeted - 2023 min. 60 targets

Player	Targets	Rec.	Yds	TD	Rting
Tyreek Hill, Mia.....	94	69	1,075	8	130.4
<b>CeeDee Lamb, Dal</b> .....	<b>86</b>	<b>68</b>	<b>975</b>	<b>4</b>	<b>129.4</b>
Mike Evans, TB.....	67	43	737	6	125.0
A.J. Brown, Phi.....	89	67	1,005	6	125.0
Keenan Allen, LAC.....	93	73	895	6	123.8

### ★ SLOT MACHINE ★

CeeDee Lamb proved to be elusive when lining up as a slot receiver in 2022. Lamb's 867 yards out of the slot were first in the NFL in 2022. Lamb once again sits atop the NFL with 500 receiving yards out of the slot:

#### NFL Reception Leaders When Lining Up in The Slot - 2023

Player	Targets	Rec.	Rec. Yds
<b>CeeDee Lamb, Dal</b> .....	<b>45</b>	<b>34</b>	<b>500</b>
Christian Kirk, Jax.....	53	37	456
Keenan Allen, LAC.....	52	38	436
Adam Thielen, Car.....	59	46	426
Amon-Ra St. Brown, Det.....	46	34	407

### ★ SLOT VS. WIDE OUT ★

CeeDee Lamb has been a versatile weapon in his first three seasons, splitting time at both slot receiver and on the outside.

Below are Lamb's stats in 2023 when lining up in the slot position compared to lining up on the outside:

CeeDee Lamb - 2023	
Slot	Outside
Routes: 202	Routes: 116
Targets: 45	Targets: 41
Receptions: 34	Receptions: 34
Receiving Yards: 500	Receiving Yards: 475
TD: 2	TD: 2



CeeDee Lamb is lethal with the ball in his hands and has a knack to make defenders miss after the catch. Lamb's 343 yards after the catch are fifth in the NFL in 2023.

### ★ 10-PIECE ★

CeeDee Lamb reeled in 11 receptions against the N.Y. Giants (11/12), giving him seven career games with double-digit catches. He is the first player in Cowboys history with seven games of 10-plus catches in his first four seasons. Below are Lamb's seven career games with 10-plus receptions:

#### CeeDee Lamb Games with 10-Plus Receptions

Opp/Date	Rec.	Yds
<b>@Phi, 11/5/23</b> .....	<b>11</b>	<b>191</b>
<b>LAR, 10/29/23</b> .....	<b>12</b>	<b>158</b>
<b>NYG, 11/12/23</b> .....	<b>11</b>	<b>151</b>
<b>NYJ, 9/17/23</b> .....	<b>11</b>	<b>143</b>
@GB, 11/13/22.....	11	150
@Ten, 12/29/22.....	11	100
Phi, 12/24/22.....	10	120

Lamb is the only NFL player in 2023 with double-digit receptions in four games. Lamb's seven career games with 10-or-more receptions are tied with Justin Jefferson for the most 10-catch games in the NFL since 2022:

#### Most Games with 10 Receptions - NFL 2022-23

Player	Games	Player	Games
Justin Jefferson, Min.....	7	Stefon Diggs, Buf.....	5
<b>CeeDee Lamb, Dal</b> .....	<b>7</b>	Ja'Marr Chase, Cin.....	5
Tyreek Hill, Mia.....	6		

Lamb's four 10-catch games in 2023 are a single-season franchise record and the most in the NFL in 2023. Lamb's seven career games with at least 10 receptions are tied with Michael Irvin for second in franchise history:

#### Most Games with 10 Receptions - Cowboys History

Player	Games	Player	Games
Jason Witten.....	11	Amari Cooper.....	6
Michael Irvin.....	7	Miles Austin.....	5
<b>CeeDee Lamb</b> .....	<b>7</b>	Dez Bryant.....	4

Since 2022, Lamb has recorded at least 10 receptions, 100 receiving yards and two touchdowns in three career games, the most such games in franchise history. Since the start of 2022, Lamb is also the only receiver in the NFL with 10 receptions, 100 receiving yards and two touchdowns in three contests:

#### Most Games with 10 Rec, 100 Yds and 2 TDs - NFL 2022-23

Player	Games	Player	Games
<b>CeeDee Lamb</b> .....	<b>3</b>	Davante Adams, LV.....	2
Tyreek Hill, Mia.....	2		

### ★ LET'S GO STREAKING ★

CeeDee Lamb's historic three-game run has elevated him to the top of the NFL in 2023. Below are Lamb's streaks that he holds heading into the Week 10 matchup against Carolina. Lamb's three straight games with double-digit receptions are a franchise record and tied for second in NFL history behind only Calvin Johnson:

#### Consecutive Games with 10-Plus Receptions - NFL History

Player, Season	Games	Player, Season	Games
Calvin Johnson, 2012.....	4	Keenan Allen, 2017.....	3
<b>CeeDee Lamb, 2023</b> .....	<b>3</b>	Brandon Marshall, 2012...3	3
Justin Jefferson, 2022.....	3	Andre Johnson, 2008.....	3
Stefon Diggs, 2020.....	3	Reggie Wayne, 2007.....	3
Michael Thomas, 2019.....	3	Brett Perriman, 1995.....	3
Michael Thomas, 2018.....	3		

Lamb is also riding a four-game streak with 100 receiving yards, one-of-three players in Cowboys history to tally four straight 100-yard games:

#### Consecutive Games with 100 Rec Yds - Cowboys History

Player, Season	Games	Player, Season	Games
Michael Irvin, 1995.....	7	Terrell Owens, 2007.....	3
<b>CeeDee Lamb, 2023</b> .....	<b>4</b>		



## CEEDEE LAMB NOTES, CONT.

### ★ CLIMBING THE CHARTS ★

CeeDee Lamb has established himself as one of the best receivers in the league, as he ranks among the top pass catchers in every main receiving statistic:

#### NFL Leaders - 2023

##### Receptions

1. Keenan Allen (73)
- Stefon Diggs (73)
3. T.J. Hockenson (71)
4. Ja'Marr Chase (69)
- Tyreek Hill (69)
6. **CeeDee Lamb (68)**
- Adam Thielen (68)

##### Receiving Yards

1. Tyreek Hill (1,076)
2. A.J. Brown (1,005)
3. **CeeDee Lamb (975)**
4. Keenan Allen (895)
5. Stefon Diggs (868)

##### 20+ Rec

1. **CeeDee Lamb (22)**
2. A.J. Brown (18)
3. Tyreek Hill (16)
4. Puka Nacua (16)
5. Keenan Allen (16)

##### Yards After Catch

1. Tyreek Hill (408)
2. Rachaad White (371)
3. Ja'Marr Chase (350)
4. D.J. Moore (345)
5. **CeeDee Lamb (343)**

### ★ CEEDEE'S BREAKDOWN ★

Below is a chart detailing CeeDee Lamb's receptions in 2023, *Pro Football Focus*:

Outside Left	Between Numbers	Outside Right
4/5 (0) <span style="float: right;">97.8</span>	3/3 (0) <span style="float: right;">93.9</span>	0/0 (0) <span style="float: right;">94.4</span>
90 (4)	72 (7)	0 (0)
1 TD, 0 INT	0 TD, 0 INT	0 TD, 0 INT
158.3 NFL	118.8 NFL	
3/4 (0) <span style="float: right;">92.8</span>	6/9 (1) <span style="float: right;">92.9</span>	7/11 (0) <span style="float: right;">94.6</span>
84 (42)	140 (68)	108 (6)
0 TD, 0 INT	1 TD, 0 INT	0 TD, 0 INT
116.7 NFL	146.8 NFL	96 NFL
4/4 (0) <span style="float: right;">90.3</span>	12/14 (0) <span style="float: right;">94.1</span>	7/9 (0) <span style="float: right;">77.3</span>
48 (31)	144 (69)	41 (19)
0 TD, 0 INT	0 TD, 0 INT	0 TD, 0 INT
116.7 NFL	109.5 NFL	85.6 NFL
3/3 (0) <span style="float: right;">73.6</span>	3/3 (0) <span style="float: right;">62.2</span>	2/2 (0) <span style="float: right;">61.3</span>
10 (17)	8 (19)	5 (8)
0 TD, 0 INT	0 TD, 0 INT	0 TD, 0 INT
80.6 NFL	79.2 NFL	79.2 NFL

Statistics: REC/TGT (Drops)  
YDS (YAC)

### ★ YOUNG LAMB ★

CeeDee Lamb established himself as a top-tier wide receiver in 2022. He was the third Cowboys player with 100 receptions in a season and by far the youngest player in franchise history (23 years old) to surpass 100 receptions in a season:

Lamb has continued to etch himself in the Cowboys record books, despite playing just his fourth NFL season while donning the iconic No. 88 Cowboys jersey.

Most recently against the LA Rams (10/29), Lamb became the fastest player in franchise history to surpass 300 career receptions:

#### Fastest to 300 Career Receptions - Cowboys History

Player	Games	Rec
<b>CeeDee Lamb</b> .....	<b>56</b>	<b>306</b>
Dez Bryant .....	61	307
Michael Irvin .....	72	301
Jason Witten .....	73	307

Lamb also became the second-fastest Cowboys player to reach 4,000 career receiving yards, trailing only Bob Hayes:

#### Fastest to 4,000 Career Rec. Yards - Cowboys History

Player	Games	Rec Yds
Bob Hayes .....	52	4,038
<b>CeeDee Lamb</b> .....	<b>56</b>	<b>4,029</b>
Dez Bryant .....	58	4,005
Michael Irvin .....	59	4,025

### ★ RECEPTION PERCENTAGE ★

In addition to putting up monstrous numbers when it comes to yards and receptions, CeeDee Lamb has shown his efficiency as a receiver early in 2023.

Lamb has caught 68 of the 86 passes thrown his way, a 79.1% reception percentage that ranks second in the NFL:

#### WR Reception Percentage - 2023 (min. 45 targets)

Player, Team	Tgts	Rec.	Rec%
Adam Thielen, Car .....	85	68	80.0%
<b>CeeDee Lamb, Dal</b> .....	<b>86</b>	<b>68</b>	<b>79.1%</b>
Curtis Samuel, Was .....	47	37	78.7%
Keenan Allen, LAC .....	93	73	78.5%
Amon-Ra St. Brown, Det....	83	65	78.3%

### ★ THIRD DOWN PLAYMAKER ★

Dallas is not shy about targeting its No. 1 wideout in crucial third down situations. Dak Prescott has targeted CeeDee Lamb 20 times on third down, and Lamb has come up with a first down reception on 17 of those 20 targets, an 85.0% third down reception percentage that ranks second in the NFL (min. 15 targets):

#### Reception Percentage on 3rd Down - NFL 2023 min. 15 targets

Player, Team	3rd Dwn Tgt	Rec	1stDwn%
A.J. Brown, Phi .....	22	19	86.4%
Michael Pittman, Ind .....	21	18	85.7%
<b>CeeDee Lamb, Dal</b> .....	<b>20</b>	<b>17</b>	<b>85.0%</b>
T.J. Hockenson, Min .....	27	22	81.5%
David Njoku, Cle .....	16	13	81.3%

### ★ FERGALICIOUS ★

Second-year tight end Jake Ferguson has excelled in his first season as the No. 1 tight end for the Dallas Cowboys. Ferguson has 36 receptions for 354 yards and four touchdowns, tied for third among NFL tight ends in 2023:

#### Receiving TDs - NFL Tight Ends 2023

Player	Rec TD	Player	Rec TD
Mark Andrews, Bal .....	6	George Kittle, SF .....	4
Cole Kmet, Chi .....	5	Sam LaPorta, Det .....	4
<b>Jake Ferguson, Dal</b> .....	<b>4</b>	Donald Parham, LAC .....	4
T.J. Hockenson, Min .....	4	Dalton Schultz, Hou .....	4
Travis Kelce, KC .....	4		

Ferguson has reeled in a touchdown reception in three straight games, becoming the first Cowboys tight end with a three-game touchdown streak since Jason Witten in 2011. Ferguson has six career touchdown catches, tied for the third-most by a Cowboys tight end in the first two seasons of a career:

#### Most Receiving TDs in First Two Seasons - Cowboys TEs

Player	Rec TD	Player	Rec TD
Billy Joe Dupree, 1973-74 ...	9	Gavin Escobar, 2013-14 .	6
Jason Witten, 2003-04 .....	7	Lee Folkins, 1962 .....	6
<b>Jake Ferguson, 2022-23...</b>	<b>6</b>		

Ferguson is also tied for third in receptions by a Cowboys tight end in the first two seasons of a career:

#### Most Receptions in First Two Seasons - Cowboys TEs

Player	Rec	Player	Rec
Jason Witten .....	122	Eric Bjornson .....	55
Billy Joe Dupree .....	58	Lee Folkins .....	39
<b>Jake Ferguson</b> .....	<b>55</b>		

Lastly, Ferguson has the fourth-most receiving yards by a Cowboys tight end in the first two seasons of a career:

#### Most Receiving Yds in First Two Seasons - Cowboys TEs

Player	Yds	Player	Yds
Jason Witten .....	1,327	<b>Jake Ferguson</b> .....	<b>528</b>
Billy Joe Dupree .....	858	Martellus Bennett .....	442
Lee Folkins .....	536		



# TONY POLLARD NOTES



## 2023 Stats (NFL RB Rank)

**18.2** Touches-Per-Game (10th)  
**29** Receptions (T-10th)  
**135** Carries (T-8th)

### ★ CAN'T TOUCH THIS ★

Tony Pollard led the Cowboys with 1,007 rushing yards on 193 carries (5.2 avg.) while adding 39 receptions for 371 yards in 2022. Pollard's 5.9 yards-per-touch led all NFL running backs in 2022 - min. 150 touches.

In 2023, Head Coach Mike McCarthy has relied on Pollard to be the Cowboys workhorse out of the backfield. Pollard is averaging 18.2 touches-per-game, 10th among qualifying running backs:

#### Offensive Touches-Per-Game - 2023

Player	Touch/Gm	Player	Touch/Gm
Saquon Barkley, NYG	23.1	Austin Ekeler, LAC	19.0
Alvin Kamara, NO	22.0	Derrick Henry, Ten	18.6
Josh Jacobs, LV	21.6	Rachaad White, TB	18.6
Christian McCaffrey, SF	21.2	D'Andre Swift, Phi	18.3
Travis Etienne Jr, Jax	21.0	<b>Tony Pollard, Dal</b>	<b>18.2</b>

Pollard is 13th among NFL running backs with 79.9 scrimmage yards-per-game. Pollard has totaled 100 scrimmage yards in three games in 2023 (NYJ, 9/17; at Ari, 9/24; at LAC, 10/16), giving him 15 career games with 100-plus scrimmage yards.

### ★ BIG PLAY WAITING TO HAPPEN ★

Tony Pollard is no stranger to explosive plays, even before he became the Cowboys No. 1 back in 2023. Since 2020 Pollard has tallied five touchdown runs of 40-plus yards, tied for the most in the NFL in that span:

#### Most 40-Plus Yard Rushing TDs - 2020-23

Player	40-Yd TD	Player	40-Yd TD
<b>Tony Pollard, Dal</b>	<b>5</b>	Derrick Henry, Ten	5
Jonathan Taylor, Ind	5	Nick Chubb, Cle	4

Since the start of 2022, Pollard has 12 rushes of 20-plus yards, tied for fifth in the NFL during that span:

#### Most 20-Yard Rushes - NFL 2022-23

Player	20-Yd Rsh	Player	20-Yd Rsh
Kenneth Walker, Sea	15	<b>Tony Pollard, Dal</b>	<b>12</b>
Nick Chubb, Cle	14	Raheem Mostert, Mia	12
Derrick Henry, Ten	13	Christian McCaffrey, SF	12
Saquon Barkley, NYG	13	Travis Etienne Jr., Jax	12

### ★ KEEP IT <sup>100</sup> PART 2 ★

Tony Pollard recorded his first 100-yard rushing game of the season at Arizona (9/24). Pollard has seven career games with 100-plus rushing yards, 10th all-time among Cowboys running backs:

#### Tony Pollard Career 100-Yard Rushing Games

Opp, Date	Att.	Rush Yds
vs. LAR, 12/15/19	12	131
vs. Chi, 10/30/22	14	131
<b>at Ari, 9/24/23</b>	<b>23</b>	<b>122</b>
at GB, 11/13/22	22	115
at LAC, 9/19/21	13	109
at NYG, 9/26/22	13	105
vs. Mia, 9/22/19	13	103

### ★ COMPLETE BACK ★

Tony Pollard is asked to play a pivotal role in pass protection, picking up blitzers and helping combat opposing rushers. Pollard has improved each season as his workload as a pass protector increases. In 2023 Pollard's 62 pass block attempts are second among NFL running backs, and his 99.1% pass block efficiency is first among running backs who have at least 40 pass block attempts:

Year	Pass Blk Snps	Eff%	Year	Pass Blk Snps	Eff%
<b>2023</b>	<b>62 (2nd)</b>	<b>99.1%</b>	2020	39 (t-40th)	94.7%
2022	62 (22nd)	94.2%	2019	9 (t-99th)	87.5%
2021	39 (47th)	87.5%			

### ★ JUST KEEP RUNNING ★

In 2023 Dallas is 11th in rushing with 117.9 rushing yards-per-game. Below are the Cowboys carries by direction in 2023, where they rank in the NFL and the NFL average:

#### Dallas Cowboys Rushing By Location in 2023 (NFL Rank)

Direction	Rushes	NFL Avg.
<b>Left</b>	<b>76 (25th)</b>	<b>90</b>
<b>Middle</b>	<b>101 (5th)</b>	<b>73</b>
<b>Right</b>	<b>85 (12th)</b>	<b>85</b>



## OFFENSIVE NOTES

### ★ THIRD DOWN SUCCESS ★

Dallas has been exceptional on third down to start the 2023 season. The Cowboys are third in the NFL with a 47.2% third down conversion rate:

#### Third Down Conversion Percentage - NFL 2023

Team	3DAtt	3DConv.	3DPct
Philadelphia .....	126	63	50.0%
Buffalo .....	120	59	49.2%
<b>Dallas .....</b>	<b>125</b>	<b>59</b>	<b>47.2%</b>
Kansas City .....	112	51	45.5%
San Francisco .....	96	43	44.8%

Below is a breakdown of the Cowboys third down conversions by distance in 2023:

3rd & Short (<4 Yds)	3rd & Med (4-6 Yds)	3rd & Long (>6 Yds)	3rd & 10+
22-38 (57.9%)	20-35 (57.1%)	17-52 (32.7%)	6-26 (23.1%)
Rank: t-20th	Rank: t-5th	Rank: 4th	Rank: t-5th

### ★ POINT BARRAGE ★

Dallas has scored 269 points in 2023 (29.9 ppg) - the second-highest scoring offense in 2023 and the fifth-highest point total through nine games in team history:

#### Dallas Cowboys Most Points Through Nine Games

Season	Pts	Season	Pts
1966 .....	320	<b>2023 .....</b>	<b>269</b>
2007 .....	296	1968 .....	268
1983 .....	291	1973 .....	265
2021 .....	284	1995 .....	265

### ★ 40-BURGER ★

Dallas is no stranger when it came to lighting up the scoreboard in 2023, as it ranks second in points-per-game (29.9). The Cowboys led the NFL with four 40-point games in 2022 and are the only NFL team with three 40-point games in 2023. Below are Dallas' seven 40-point games since the start of 2022:

#### Dallas Cowboys 40-Point Games - 2022-23

Opp, Date	Score
vs. Chi, 10/30/22 .....	49-29
at Min, 11/20/22 .....	40-3
vs. Ind, 12/4/22 .....	54-19
vs. Phi, 12/24/22 .....	40-34
<b>at NYG, 9/10/23 .....</b>	<b>40-0</b>
<b>vs. LAR, 10/29/23 .....</b>	<b>43-20</b>
<b>vs. NYG, 11/12/23 .....</b>	<b>49-17</b>

Dallas is the only team in 2023 with three 40-point games. Since Head Coach Mike McCarthy arrived in 2020, the Cowboys have the most 40-point outings (14 games) among NFL teams.

#### Most 40-Point Games - NFL 2020-23

Team	40+ Gms	Player	40+ Gms
<b>Dallas .....</b>	<b>14</b>	Tampa Bay .....	7
Kansas City .....	8	Green Bay .....	6
Buffalo .....	8		

### ★ CHURNING OUT YARDS ★

Dallas is averaging 379.1 yards-per-game in 2023, fourth in the NFL. The Cowboys are coming off a 640-yard performance against the N.Y. Giants (11/12), the second-most total yards in a game in franchise history - 10th in NFL history - only behind a 652-yard game in 1966 against Philadelphia (10/9):

#### Most Yards Gained in a Game - Cowboys History

Opp, Date	Total Yds	Opp, Date	Total Yds
vs. Phi, 10/9/66 .....	652	vs. Bal, 9/4/78 .....	583
<b>vs. NYG, 11/12/23 .....</b>	<b>640</b>	vs. StL, 9/30/73 .....	578

The Cowboys also rank eighth in the NFL by averaging 5.67 yards-per-play in 2023:

Team	YPP	Team	YPP
Miami .....	7.08	Baltimore .....	5.74
San Francisco .....	6.37	Houston .....	5.72
Buffalo .....	6.00	<b>Dallas .....</b>	<b>5.67</b>
Detroit .....	5.93	Minnesota .....	5.60
Kansas City .....	5.74	Seattle .....	5.53

### ★ SHOTS...EXPLOSIVES... ★

The Cowboys offensive production has correlated in large part to their ability to produce explosive plays (10-plus yards) in 2023. Dallas has racked up 132 explosive plays in 2023 - tied for the fifth-most by any offense in the NFL:

#### Explosive Plays (10-Plus Yards) - 2021 NFL

Team	10+ Rush	10+ Pass	Tot 10+
Miami .....	38	109	147
Minnesota .....	24	114	138
Washington .....	24	110	134
Atlanta .....	38	95	133
<b>Dallas .....</b>	<b>27</b>	<b>105</b>	<b>132</b>
Baltimore .....	43	89	132
Houston .....	27	100	132
Buffalo .....	31	100	131

### ★ FAST AND FURIOUS STARTS ★

Dallas is at its best when starting off fast, as the Cowboys are 6-1 in 2023 when leading at halftime and 0-2 when trailing at the break. Dating back to 2022, Dallas is 14-2 (.875) when leading at halftime and 4-5 when trailing at the break.

The Cowboys are also averaging 19.7 points in the first half in 2023, the highest first half scoring average in the NFL this season:

#### First Half Scoring Average - NFL 2023

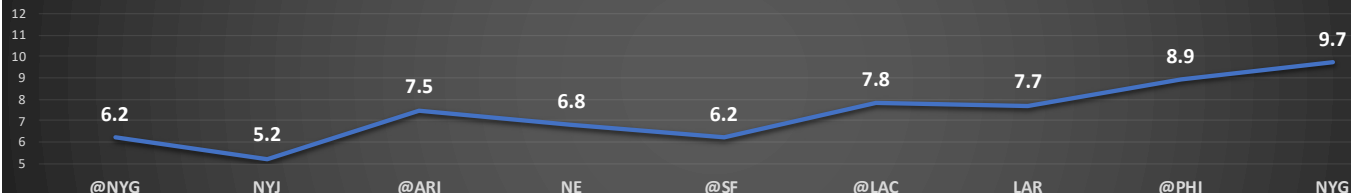
Team	Pts/1H	Team	Pts/1H
<b>Dallas .....</b>	<b>19.7</b>	LA Chargers .....	16.8
Kansas City .....	17.2	Detroit .....	15.4
Miami .....	16.8	Baltimore .....	15.2

### ★ HITTING OUR STRIDE ★

The Dallas Cowboys are averaging 7.3 yards-per-touch, 13th in the NFL. However, Dallas' offense has ramped up significantly in the last four games. Through the first five games of 2023, Dallas was averaging 6.3 yards-per-touch. In the last four games, the Cowboys are averaging 8.6 yards-per-touch, first in the NFL during Weeks 6-10.

Below is a chart detailing Dallas' yards-per-touch for each game in 2023. Dallas' 9.7 yards-per-touch against the N.Y. Giants is the fifth-highest in a game by any NFL team in 2023.

Dallas Cowboys Yards-Per-Touch by Game in 2023



## OFFENSIVE NOTES, CONT.

### ★ OFFENSIVE ADJUSTMENTS ★

Coming out of halftime, the Cowboys have scored on six-of-nine offensive possessions in 2023, a 66.7% scoring efficiency on the first drive of the second half that is tied for first in the NFL:

#### Scoring Efficiency on First Possession of Second Half - 2023

Team	Poss	TDs	FGs	Scores	Score%
<b>Dallas</b> .....	<b>9</b>	<b>1</b>	<b>5</b>	<b>6</b>	<b>66.7%</b>
Green Bay .....	9	4	1	6	66.7%
Buffalo .....	10	4	2	6	40.0%
Cleveland .....	9	3	2	5	55.6%
LA Rams .....	9	3	2	5	55.6%
Pittsburgh .....	9	1	4	5	55.6%
Philadelphia .....	9	3	2	5	55.6%
Tampa Bay .....	9	2	3	5	55.6%

### ★ DRIVE FOR SIX ★

Dallas has been efficient on offense in 2023, as it has scored on 44-of-95 drives, a 46.3% scoring efficiency that is third in the league.

However, the Cowboys have ramped up their touchdown drives as of late, and overall in 2023 Dallas has reached the end zone on 25-of-95 offensive possessions, a touchdown percentage of 26.3% that ranks seventh in the NFL:

#### Offensive TD Percentage - NFL 2023

Team	Drives	TD%	Team	Drives	TD%
Miami.....	100	37.0%	Detroit.....	100	28.0%
San Francisco.....	98	30.6%	LA Chargers.....	97	27.8%
Philadelphia.....	93	29.0%	<b>Dallas.....</b>	<b>95</b>	<b>26.3%</b>
Buffalo.....	104	28.8%	Baltimore.....	115	26.1%

### ★ TIME OF POSSESSION ★

Part of Mike McCarthy's complementary football formula is dominating the time of possession. The Cowboys held the ball for 42:15 against the N.Y. Jets (9/17), the second-highest mark for a non-overtime, regular season game in franchise history.

In 2023, Dallas is averaging 32:39 in time of possession, good for fourth in the NFL this season:

#### Time of Possession Leaders - NFL 2023

Team	TOP	Team	TOP
Cleveland.....	34:12	<b>Dallas.....</b>	<b>32:39</b>
Philadelphia.....	33:26	San Francisco.....	31:30
Detroit.....	33:16	Kansas City.....	31:26

### ★ SUSTAINING SUCCESS ★

Due to a high third down conversion rate, the Cowboys have sustained long drives in 2023. After finishing with the 17th-most 10-play drives (31) in 2022, Dallas ranks first with 26 10-play drives in 2023 and cashed in for points on all but six of those 10-play drives:

#### Most 10-Play Drives - NFL 2023

Team	10-Play Dr	TDs	FGs	Tot Scores	Efficcy
<b>Dallas.....</b>	<b>26</b>	<b>8</b>	<b>12</b>	<b>20</b>	<b>76.9%</b>
Philadelphia.....	24	10	11	21	87.5%
LA Chargers.....	22	10	9	19	86.4%
Las Vegas.....	22	6	10	16	72.7%
N.Y. Giants.....	22	5	5	10	45.5%

### ★ MOVE THE CHAINS ★

The Cowboys offense has racked up first downs in 2023, as their 203 first downs are tied for fifth in the NFL. Dallas picked up 32 first downs in the win against the N.Y. Giants (11/12), tied for third in Cowboys history and the most first downs in a game by any NFL team this season:

#### Total First Downs Made in Single Game - NFL 2023

Team	Opp, Date	1st Dwns
<b>Dallas.....</b>	<b>vs. NYG, 11/12</b>	<b>32</b>
Kansas City.....	vs. Chi, 9/24	31
Four others tied....		30

### ★ OFFENSIVE LINE SHUFFLE ★

The chart below shows the average age and experience of the Cowboys expected offensive line going into Week 1 versus the starting combination in each week of the season:

#### Offensive Line in Week 1 at N.Y. Giants

	LT	LG	C	RG	RT
	Tyron Smith	C. Edoga	T. Biadasz	Z. Martin	T. Steele
<b>Age</b>	32	26	25	32	26
<b>Exp.</b>	13	5	4	10	4

**Avg. Age -** 28.2 years

**Avg. Exp. -** 7.2 years

#### Offensive Line in Week 2 vs. N.Y. Jets

	LT	LG	C	RG	RT
	Tyron Smith	C. Edoga	T. Biadasz	Z. Martin	T. Steele
<b>Age</b>	32	26	25	32	26
<b>Exp.</b>	13	5	4	10	4

**Avg. Age -** 28.2 years

**Avg. Exp. -** 7.2 years

#### Offensive Line in Week 3 at Arizona

	LT	LG	C	RG	RT
	C. Edoga	Tyler Smith	B. Hoffman	T.J. Bass	T. Steele
<b>Age</b>	26	22	24	24	26
<b>Exp.</b>	5	2	1	R	4

**Avg. Age -** 24.4 years

**Avg. Exp. -** 2.6 years

#### Offensive Line in Week 4 vs. New England

	LT	LG	C	RG	RT
	C. Edoga	Tyler Smith	T. Biadasz	Z. Martin	T. Steele
<b>Age</b>	26	22	25	32	26
<b>Exp.</b>	5	2	4	10	4

**Avg. Age -** 26.2 years

**Avg. Exp. -** 5.0 years

#### Offensive Line in Week 5 at San Francisco

	LT	LG	C	RG	RT
	Tyron Smith	Tyler Smith	T. Biadasz	Z. Martin	T. Steele
<b>Age</b>	32	22	25	32	26
<b>Exp.</b>	13	2	4	10	4

**Avg. Age -** 27.4 years

**Avg. Exp. -** 6.6 years

#### Offensive Line in Week 6 at LA Chargers

	LT	LG	C	RG	RT
	Tyron Smith	Tyler Smith	T. Biadasz	Z. Martin	T. Steele
<b>Age</b>	32	22	25	32	26
<b>Exp.</b>	13	2	4	10	4

**Avg. Age -** 27.4 years

**Avg. Exp. -** 6.6 years

#### Offensive Line in Week 8 vs. LA Rams

	LT	LG	C	RG	RT
	C. Edoga	Tyler Smith	T. Biadasz	Z. Martin	T. Steele
<b>Age</b>	26	22	25	32	26
<b>Exp.</b>	5	2	4	10	4

**Avg. Age -** 26.2 years

**Avg. Exp. -** 5.0 years

#### Offensive Line in Week 9 at Philadelphia

	LT	LG	C	RG	RT
	Tyron Smith	Tyler Smith	T. Biadasz	Z. Martin	T. Steele
<b>Age</b>	32	22	25	32	26
<b>Exp.</b>	13	2	4	10	4

**Avg. Age -** 27.4 years

**Avg. Exp. -** 6.6 years

#### Offensive Line in Week 10 vs. N.Y. Giants

	LT	LG	C	RG	RT
	Tyron Smith	Tyler Smith	T. Biadasz	Z. Martin	T. Steele
<b>Age</b>	32	22	25	32	26
<b>Exp.</b>	13	2	4	10	4

**Avg. Age -** 27.4 years

**Avg. Exp. -** 6.6 years



## SECONDARY NOTES



### 2023 PASS DEFENSE STATS

**10**

Interceptions  
(T-6th)

**80.0**

Passer Rating Against  
(6th)

**166.0**

Net Passing Yards/Game  
(2nd)

### ★ NOT SO BLAND ★

The Dallas Cowboys selected cornerback DaRon Bland in the fifth round (167th overall) of the 2022 NFL Draft. As a rookie, Bland filled in as a starter at both nickel corner and outside corner due to injuries. Bland stepped up for the Dallas secondary, tying for second among NFL rookies with five interceptions, and his five picks were the most by a Cowboys rookie since 2002 (Roy Williams and Derek Ross).

Bland is up to the task once again in 2023, as he was thrust into the starting outside cornerback role when All-Pro corner Trevon Diggs was lost to a season-ending knee injury.

Bland is second in the NFL with five interceptions in 2023. He also has more interceptions (10) than any other player since entering the league in 2022:

#### Interceptions - NFL 2022-23

Player	INT	Player	INT
<b>DaRon Bland, Dal</b> .....	<b>10</b>	Riq Woolen, Sea .....	7
Justin Simmons, Den .....	9	Talanoa Hufanga, SF .....	7
Jessie Bates III, Cin/Atl .....	7		

Bland's 10 career interceptions are also the third-most by a Cowboys player in their first two seasons:

#### Interceptions in First Two Seasons - Cowboys History

Player	INT	Player	INT
Everson Walls .....	18	<b>DaRon Bland</b> .....	<b>10</b>
Trevon Diggs .....	14	Mel Renfro .....	9

### ★ TO THE HOUSE ★

DaRon Bland is second in the NFL with five interceptions in 2023. Bland returned three of his interceptions for touchdowns, becoming the first player in Cowboys history with three pick-sixes in a season.

Bland leads the NFL with his three pick-sixes in 2023. He is also tied for the third-most interceptions returned for a touchdown in single-season NFL history:

#### Most Pick-Sixes in a Season - NFL History

Player, Season	INT TD	Player, Season	INT TD
Eric Allen, 1993 .....	4	<b>DaRon Bland, 2023</b> .....	<b>3</b>
Ken Houston, 1971 .....	4	Marcus Peters, 2019 .....	3
Jim Kearney, 1972 .....	4	Others tied .....	3

Bland is also one-of-five players since the NFL merger to tally three pick-sixes in his first two NFL seasons, and he is the first to accomplish the feat since Janoris Jenkins in 2012:

#### Most Pick-Sixes in First Two Seasons - NFL History

Player, Season	INT TD	Player, Season	INT TD
<b>DaRon Bland, 2023</b> .....	<b>3</b>	Ronnie Lott, 1981 .....	3
Janoris Jenkins, 2012 .....	3	Monte Jackson, 1976 .....	3
Ray Buchanan, 1994 .....	3		

### ★ LOOK AWAY ★

Dallas is tied for sixth in the NFL with 10 interceptions and tied for sixth with 32 pass breakups. Opposing quarterbacks have struggled against the Cowboys secondary, as Dallas' 80.0 opposing passer rating ranks sixth in the NFL.

When targeted before his season-ending injury in Week 3, Diggs allowed a passer rating of 1.0. Second-year corner DaRon Bland has stepped right in, and when targeted has allowed a passer rating of 32.8, first among NFL cornerbacks who have been targeted with at least 25 pass attempts:

#### Passer Rating When Targeted (min. 25 targets) - NFL 2023

Rnk	Player, Team	Tgt	Rec	INT	PsRtingAg
1.	<b>DaRon Bland, Dal</b> .....	<b>43</b>	<b>21</b>	<b>5</b>	<b>32.8</b>
2.	Paulson Adebo, NO .....	43	25	4	41.3
3.	Jaylon Johnson, Chi .....	31	16	2	47.9
4.	Joey Porter Jr., Pit .....	25	8	1	48.1
5.	Martin Emerson Jr, Cle .....	36	16	2	50.1

### ★ PASS BREAKUP UNIT ★

Along with ranking second in the NFL with five interceptions in 2023, DaRon Bland is sixth in pass breakups (11):

#### Pass Breakups - NFL 2023

Player	PBU	Player	PBU
Darius Williams, Jax .....	15	Devon Witherspoon, Sea.	12
Benjamin St-Juste, Was .....	15	Byron Murphy Jr, Min .....	12
Paulson Adebo, NO .....	13	<b>DaRon Bland, Dal</b> .....	<b>11</b>

Bland's 11 pass breakups in 2023 are a career-high, as he totaled seven passes defended as a rookie in 2022.

### ★ GILLY LOCK ★

The Dallas Cowboys added a lockdown corner when they traded a 2023 fifth round pick to the Colts for the former 2019 NFL Defensive Player of the Year, Stephon Gilmore, who has added a veteran presence to the Dallas secondary.

Gilmore has two interceptions in 2023 and has 31 picks in his career, the fifth-most among active players.

#### NFL Pass Defense Leaders - Active Players

##### Interceptions

1. Patrick Peterson (35)
2. Harrison Smith (34)
3. Tashaun Gipson Sr. (33)
- Marcus Peters (33)
- 5. Stephon Gilmore (31)**

##### Pass Breakups

1. Darius Slay (141)
- 2. Stephon Gilmore (136)**
3. Patrick Peterson (119)
4. Kareem Jackson (110)
5. James Bradberry (105)

**5**

DaRon Bland has five interceptions in 2023, tying his career-high that he set as a rookie in 2022. Bland is the second player in franchise history to record five interceptions in each of his first two seasons, joining Everson Walls (11 in 1981 and seven in 1982).

# MICAH PARSONS NOTES



## BY THE NUMBERS

**34.0** Career Sacks  
\*fifth in the NFL since 2021

**210** Career Pressures  
\*third in the NFL since 2021, per PFF

**21.1** Pressure Percentage  
\*leads all edge defenders since 2021



2023 DALLAS COWBOYS

### ★ THE LIONBACKER ★

Micah Parsons proved to be explosive off the edge in his first two seasons with Dallas. Parsons led the NFL with 90 quarterback pressures and a league high 19.3% pressure percentage in 2022.

Parsons has not slowed down in 2023. His 53 pressures are second in the NFL. He has also pressured quarterbacks on 19.9% of his pass rushes, second among all NFL defenders behind Bryce Huff (26.8%).

Player	Quarterback Pressures, PFF 2023		
	Pressures	Ps Rush	Prsr%
Maxx Crosby, LV	58	383	15.1%
<b>Micah Parsons, Dal</b>	<b>53</b>	<b>267</b>	<b>19.9%</b>
Aidan Hutchinson, Det	52	341	15.2%
Trey Hendrickson, Cin	50	258	19.4%
Nick Bosa, SF	48	308	15.6%

NFL Next Gen Stats clocked Parsons at an average pass rush get-off of 0.57 seconds against the N.Y. Jets (9/17) – the fastest of any player in a game over the last two years.

### ★ BEWARE OF THE LION ★

Micah Parsons is one of the game's top pass rushers, and he led the league in pass rush win rate (30%) in 2022. In 2023, Parsons again leads the NFL in pass rush win rate (33.6%), which occurs when a defender beats his block in less than 2.5 seconds:

Pass Rush Win Rate - NFL 2023			
Rk	Player, Team	Wins	PRWR
1.	<b>Micah Parsons, Dal</b>	<b>43</b>	<b>33.6%</b>
2.	Myles Garrett, Cle	39	29.8%
3.	Will Anderson Jr., Hou	36	26.1%
4.	Boye Mafe, Sea	33	26.0%
5.	Bradley Chubb, Mia	34	25.6%
6.	Arden Key, Ten	29	25.2%
	Jadeveon Clowney, Bal	39	25.2%
8.	Haason Reddick, Phi	44	25.1%

\*A pass rush win occurs when a defender beats his block in less than 2.5 seconds.

**3**

Micah Parsons has recorded at least 1.0 sack in three consecutive games twice in 2023. The last Cowboys player with two different three-game sack streaks in the same season was Jason Hatcher in 2013.

### ★ THE LION IS ALWAYS HUNGRY ★

Micah Parsons was on the prowl for opposing quarterbacks in his first two seasons with the Dallas Cowboys, finishing with 13.0 sacks as a rookie and 13.5 sacks in 2022, good for seventh in the NFL. In 2023 Parsons is tied for 10th in the NFL with 7.5 sacks.

Parsons' career sack total is up to 34.0, the ninth-most sacks in a NFL player's first three seasons since sacks became official in 1982:

#### Most Sacks Through 42 Career Games - Since 1982

Player/Team	Seasons	Sacks
Reggie White, Phi	1985-88	53.0
Aldon Smith, SF	2011-13	42.0
Derrick Thomas, KC	1989-91	41.5
Shawne Merriman, SD	2005-07	39.5
Myles Garrett, Cle	2017-20	36.5
Von Miller, Den	2011-14	36.0
Anthony Smith, Oak	1991-93	35.5
Jevon Kearse, Ten	1999-01	35.0
J.J. Watt, Hou	2011-13	34.5
<b>Micah Parsons, Dal</b>	<b>2021-23</b>	<b>34.0</b>

With 1.5 sacks at the Philadelphia Eagles (11/5), Parsons has 11 career multi-sack games, the fourth-most multi-sack games in a NFL player's first 41 career contests since 1982:

#### Most Multi-Sack Games Through First 42 Career Games Since 1982

Player/Team	Multi-Sack Gms	Seasons
Reggie White, Phi	17	1985-87
Aldon Smith, SF	16	2011-13
Shawne Merriman, SD	12	2005-07
<b>Micah Parsons, Dal</b>	<b>11</b>	<b>2021-23</b>

### ★ THE PARSONS GAMBIT ★

Micah Parsons is one of the most versatile players in the NFL. The Cowboys have continued to move Parsons around the defense in 2023. Below are his snap counts by position, per PFF:

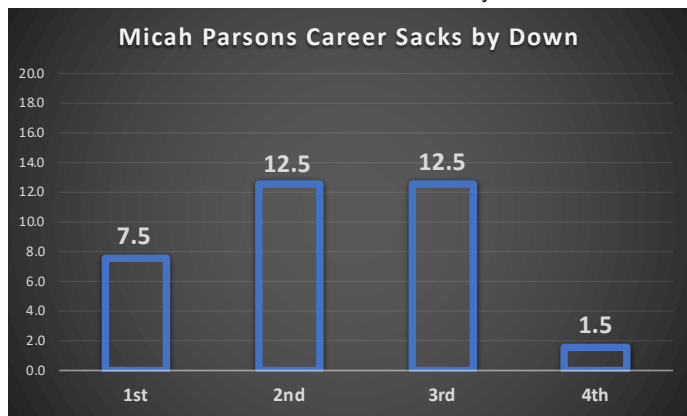
	DLine	LB	CB	S	Total
Week 1 at NYG	33	7	0	0	40
Week 2 vs. NYJ	37	4	0	0	41
Week 3 at ARI	49	6	0	0	55
Week 4 vs. NE	41	3	0	0	44
Week 5 at SF	56	3	0	0	59
Week 6 at LAC	59	8	0	0	67
Week 8 vs. LAR	33	15	0	0	48
Week 9 at PHI	48	3	0	0	51
Week 10 vs. NYG	28	10	1	0	39
<b>Totals</b>	<b>384</b>	<b>59</b>	<b>1</b>	<b>0</b>	<b>445</b>



## DEFENSIVE NOTES

### ★ PARSONS SACKS BY DOWN ★

Micah Parsons has recorded 34.0 career sacks in the regular season. Below is a breakdown of his sacks by down:



### ★ NFC DEFENSIVE POTM ★



Micah Parsons was named NFC Defensive Player of the Month for September, becoming just the fourth Cowboys defender to win the award for Dallas.

Parsons exploded out of the gates in 2023, registering 10 tackles, two for loss, 4.0 sacks and 15 pressures. He registered at least 1.0 sack in each of the September games. He was the fifth Cowboys player to start the season with a three-game sack streak and the first since DeMarcus Lawrence in 2017.

NFL Next Gen Stats had Parsons as the NFL's leader in pass rush win rate in September (40%), which occurs when a defender beats his block in less than 2.5 seconds.

In Week 2 against the N.Y. Jets (9/17), Parsons led the Cowboys to a win and recorded 2.0 sacks, a forced fumble and fumble recovery. For that, the NFL awarded Parsons **NFC Defensive Player of the Week**.

#### Dallas Cowboys to Win NFC Defensive POM

Player	Position	Season	Month
Micah Parsons	LB	2023	September
Trevon Diggs	CB	2021	September
DeMarcus Lawrence	DE	2017	September
Sean Lee	LB	2013	October
Sean Lee	LB	2011	September

### ★ NO FLY ZONE ★

The Dallas Cowboys were eighth in the NFL in pass defense (200.9) in 2022. In 2023 Dallas has allowed a mere 166.0 net passing yards-per-game, second in the NFL this season:

#### Team Net Passing Yards Allowed-Per-Game - 2023

Team	Yds/Game
Cleveland	151.1
<b>Dallas</b>	<b>166.0</b>
N.Y. Jets	169.3
Baltimore	173.1
Kansas City	176.0
Carolina	176.4

The last time Dallas allowed just 166.0 passing yards-per-game through the first nine games of a season was in 2003 (149.4). The Cowboys also allowed 63 net passing yards against the N.Y. Giants (11/12), the third-fewest net passing yards allowed by any NFL team this season.

### ★ UNDER PRESSURE ★

The Cowboys front six have established themselves as one of the premier pass rushing units in the league. After leading the NFL with 271 pressures in 2022, Dallas is fifth in the NFL in 2023 with 147 pressures, per *Pro Football Focus*:

#### Most QB Pressures per PFF - NFL 2023

Team	Pressures
Baltimore	166
N.Y. Jets	151
San Francisco	150
Buffalo	148
<b>Dallas</b>	<b>147</b>
Detroit	144
Philadelphia	142
Seattle	131

### ★ SACK ATTACK ★

Dallas was effective in rushing opposing passers in 2022, as Dallas' 54 sacks tied for third in the NFL. In 2023 Dallas has notched 26 sacks. Below are all of Dallas' 2023 sacks broken down by player:

#### Dallas Cowboys Sack Leaders - 2023

Player	Sacks	Player	Sacks
Micah Parsons	7.5	Dante Fowler	2.0
Dorance Armstrong	4.5	Neville Gallimore	1.0
Osa Odighizuwa	3.0	Chauncey Golston	1.0
DeMarcus Lawrence	3.0	Jayron Kearse	1.0
Sam Williams	3.0		

### ★ NEGATIVE PLAYS ★

After ranking 24th in opponent negative plays in 2020, Dallas has taken down opponents behind the line of scrimmage at a high rate since Dan Quinn's arrival in 2021.

In 2023 Dallas has forced its opponents to zero or negative yards on 36.8% of its snaps this season, including incompletions, good for third in the league per TruMedia:

#### Opponent Zero or Negative Yard Play Percentage - 2023

Team	Snaps	Neg0Ply	Neg0Ply%
Cleveland	482	209	43.4%
Baltimore	654	247	37.8%
<b>Dallas</b>	<b>519</b>	<b>191</b>	<b>36.8%</b>
Philadelphia	552	202	36.6%
Pittsburgh	610	219	35.9%

### ★ BLITZ-CAST ★

In 2022 Dallas blitzed opponents on 26.5% of its dropbacks, 14th in the league. At this point in 2023, the Cowboys have notched up the pressure, and Dallas' 37.9% blitz rate is fourth in the NFL:

#### Blitz Per Dropback - NFL 2023

Team	Biz/Db	Team	Biz/Db
Minnesota	49.1%	<b>Dallas</b>	<b>37.9%</b>
N.Y. Giants	45.6%	Carolina	37.3%
Tampa Bay	40.0%	Pittsburgh	36.2%

When sending five-or-more pass rushers, Dallas has forced opposing quarterbacks to throw four interceptions, tied for the second-most interceptions in the NFL when blitzing:

#### Interceptions When Blitzing Opposing QBs - NFL 2023

Team	INT	Team	INT
Minnesota	5	Cincinnati	4
<b>Dallas</b>	<b>4</b>	Detroit	4
Baltimore	4	Six teams tied	3
Cincinnati	4		



## DEFENSIVE NOTES

### ★ DEFENSIVE SCORES ★

In 2023, Dallas leads the league with four defensive touchdowns, tied for the most defensive touchdowns through the first nine games of a season in franchise history (1983, 1999 and 2013). The last NFL team with four defensive touchdowns in the first nine games of a season was Arizona in 2022.

#### Defensive Touchdowns - NFL 2023

Team	INT Ret	Fum Ret	Tot TD
<b>Dallas</b> .....	<b>3</b>	<b>1</b>	<b>4</b>
Indianapolis .....	2	1	3
Cleveland .....	1	1	2
Pittsburgh .....	1	1	2
Seattle .....	2	0	2
Jacksonville .....	2	0	2
Minnesota .....	0	2	2
Carolina .....	2	0	2

Since Dan Quinn's arrival in 2021, Dallas' 13 defensive touchdowns lead the NFL:

#### Most Defensive Touchdowns - NFL 2021-23

Team	INT Ret	Fum Ret	Tot TD
<b>Dallas</b> .....	<b>8</b>	<b>5</b>	<b>13</b>
New England .....	8	2	10
Arizona .....	4	4	8
Philadelphia .....	5	3	8
Miami .....	4	4	8

### ★ STAY SCHEMIN' ★

Under Defensive Coordinator Dan Quinn, the Dallas secondary has become one of the most versatile units in the league. The Cowboys led the NFL in takeaways in both 2021 and 2022.

Since Quinn arrived in Dallas, the Cowboys have played man coverage 33.8% of the time, the third-highest man coverage rate during that span. Only Miami (38.6%) and New Orleans (34.0%) have played more man coverage than the Cowboys in the last three seasons. Below is a year-by-year breakdown of Dallas' coverage schemes dating back to 2018, per TruMedia:

#### Dallas Cowboys Year-by-Year Man vs. Zone Coverage - Per PFF

Year	Def. Coord.	Man %	Zone%
<b>2023</b> .....	<b>Dan Quinn</b>	<b>37.8% (3rd)</b>	<b>58.6% (30th)</b>
2022 .....	Dan Quinn	27.2% (12th)	69.0% (14th)
2021 .....	Dan Quinn	38.4% (3rd)	57.0% (29th)
2020 .....	Mike Nolan	26.2% (19th)	66.3% (14th)
2019 .....	Rod Marinelli	26.1% (27th)	67.8% (6th)

### ★ STOPS IN CRUNCH TIME ★

The Dallas defense has stepped up late in games this season, including forcing three consecutive three-and-outs to give the Cowboys a chance to win late on the road in Philadelphia (11/5). Despite several teams scoring points late due to four 20-point blowout victories at home, Dallas has allowed just four touchdowns in the fourth quarter this season, and its 4.6 points allowed-per-game in the fourth quarter is eighth in the NFL:

#### Fourth Quarter Points Allowed-Per-Game - 2023

Team	Pts/4Q	Team	Pts/4Q
San Francisco .....	2.9	Atlanta .....	4.3
Pittsburgh .....	3.4	New York Jets .....	4.3
Las Vegas .....	4.1	Green Bay .....	4.3
Minnesota .....	4.2	<b>Dallas</b> .....	<b>4.6</b>

### ★ NO POINTS FOR YOU ★

Dallas has also held its opponents to 29 total scores (20 touchdowns and nine field goals) on 99 drives, a 29.3% opponent scoring efficiency that ranks fourth in the NFL:

#### Lowest Opponent Scoring Efficiency - 2023

Team	Opp Drives	Scoring Drives	Score%
Cleveland .....	116	26	22.4%
Kansas City .....	94	24	25.5%
Baltimore .....	115	33	28.7%
<b>Dallas</b> .....	<b>99</b>	<b>29</b>	<b>29.3%</b>
Jacksonville .....	106	32	30.2%

### ★ THIRD-AND-I GOT THIS ★

The Cowboys have held opponents to 37-of-113 on third downs in 2023, a 32.7% opponent third down conversion rate that is second in the NFL. When limiting opposing offenses on first and second down, the Cowboys defense has given opponents fits on third and long (more than six yards). Dallas has allowed just six first downs on 51 third and long attempts, a 11.8% third and long opponent conversion rate that is second the NFL in 2023.

In the win against the N.Y. Giants (11/12), Dallas did not allow a first down on 12 third down attempts (0-12). Below are the games where Dallas did not allow one third down conversion since 1990:

#### Zero Third Down Conversions Allowed - Cowboys Since 1990

Opp, Date	3rdAtt	3rdConv	3rdConv%
<b>NYG, 11/12/23</b> .....	<b>12</b>	<b>0</b>	<b>0.0%</b>
NYG, 1/3/21 .....	7	0	0.0%
Ari, 9/6/98 .....	10	0	0.0%
Det, 11/8/92 .....	7	0	0.0%
LA Raiders, 10/25/92 .....	8	0	0.0%

Below is a breakdown of the Cowboys opponent third down conversions by distance in 2023:

#### Cowboys Third Down Defense in 2023

3rd & Short (<4 Yds)	3rd & Med (4-6 Yds)	3rd & Long (>6 Yds)	3rd & 10+
22-38 (57.9%)	9-24 (37.5%)	6-51 (11.8%)	2-33 (6.1%)
Rank: 14th	Rank: 8th	Rank: 2nd	Rank: 4th

### ★ THREE & YOUR OUT ★

Dallas has played the second-fewest defensive snaps in 2023 behind Cleveland. Partly due to the Cowboys low number of defensive snaps is their ability to force opponents off the field in three plays.

The Cowboys have forced 28 three-and-outs on 99 defensive series, a 28.3% three-and-out percentage that is third in the NFL:

#### 2023 Opponent Three-and-Out Drive Percentage - NFL 2023

Team	Def. Series	3 & Outs	3 & Out%
Cleveland .....	116	41	35.3%
N.Y. Jets .....	110	33	30.0%
<b>Dallas</b> .....	<b>99</b>	<b>28</b>	<b>28.3%</b>
N.Y. Giants .....	117	32	27.4%
San Francisco .....	93	24	25.8%

### ★ FUMBLEROOSKI ★

Dallas has put an emphasis on takeaways since Dan Quinn arrived as defensive coordinator in 2021. In 2022 Dallas made an effort to jar the ball loose from opposing ball carriers, as the Cowboys led the league with 20 forced fumbles, which was also the most by a Cowboys team since the stat became official in 1994:

The Cowboys have forced eight fumbles in 2023, and spanning back to last season, Dallas leads the league in forced fumbles (28):

#### Team Leaders in Forced Fumbles - 2022-23

Team	FF	Team	FF
<b>Dallas</b> .....	<b>28</b>	Seattle .....	24
Jacksonville .....	25	Indianapolis .....	24
Philadelphia .....	25		

Along with forcing fumbles, Dallas is quick to recover fumbles on the defensive side of the ball. In 2023 Dallas has pounced on four fumble recoveries. Since the start of 2022, Dallas leads the league in defensive fumble recoveries (21).

**100** The Cowboys are the only team in the NFL this season to not allow a 100-yard rusher, 100-yard receiver or 300-yard passer in any game this season. The last NFL team to not allow a 100-yard rusher, 100-yard receiver or 300-yard passer in the first nine games of a season was the 2005 Saints, and the last Cowboys team to do so was the 1977 squad.

## SPECIAL TEAMS NOTES



### 2023 SEASON (NFL Rank)

**19** Field Goals (T-6th)

**100%** Field Goal Percentage (T-1st)

**83** Kicking Points (2nd)

### ★ BUTTER AUBREY ★

Brandon Aubrey, who spent his collegiate athletic career as a soccer player at Notre Drame, is third in the NFL in field goals made (19) and tied for the league lead in field goal percentage (100%).

Aubrey has made all 19 of his field goal attempts in 2023, setting an NFL record for the most field goals made without a miss to start a career:

#### Most Field Goals Made Without Missing To Start Career NFL History

Player	Season	FGM	FGA
<b>Brandon Aubrey</b>	<b>2023</b>	<b>19</b>	<b>19</b>
Travis Coons	2015	18	18
Chandler Catanzaro	2014	17	17
Kai Forbath	2012	17	17

Aubrey made all five of his field goal attempts in the win over the N.Y. Jets (9/17). He became the fourth Cowboys rookie kicker to make at least five field goals in a game and the first since Dan Bailey made six against Washington in 2011 (9/26).

### ★ POINT PERSON ★

Brandon Aubrey signed with the Cowboys prior to training camp after kicking two seasons for the Birmingham Stallions in the USFL. Aubrey has been rock solid as a rookie, converting all 19 of his field goal attempts and 26-of-27 PATs.

Along with precision, Aubrey has racked up points thanks to touchdowns from all three phases. Aubrey's 83 kicking points are second in the NFL in 2023 and are the seventh-most kicking points through nine career games in NFL history:

#### Most Kicking Points in First Nine Career Games NFL History

Player	FGM	FGA	FG%	PAT	Pts
Dan Bailey, 2011	23	24	95.2%	22	91
Chris Boswell, 2015	24	26	92.3%	18	90
Harrison Butker, 2017	24	26	92.3%	18	90
Richie Cunningham, 1997	26	28	92.9%	12	90
Nick Mike-Mayer, 1973	21	27	77.8%	25	88
Jeff Reed, 2002-03	22	25	88.0%	18	84
<b>Brandon Aubrey, 2023</b>	<b>19</b>	<b>19</b>	<b>100.0%</b>	<b>26</b>	<b>83</b>

### ★ LONG BALL BRANDON ★

Along with his efficient start to the season, Aubrey has shown that he has the ability to knock down kicks from long range. Aubrey nailed a 58-yard field goal against the LA Rams (10/29), the third-longest field goal by a Cowboys rookie kicker:

#### Longest Field Goals by Cowboys Rookie Kickers

Player	FG Length	Opp, Date
Brett Maher	62	Phi, 12/9/18
Brett Maher	59	TB, 12/23/18
<b>Brandon Aubrey</b>	<b>58</b>	<b>LAR, 10/29/23</b>
<b>Brandon Aubrey</b>	<b>55</b>	<b>NYJ, 9/17/23</b>

Aubrey has made three field goals from 50-plus yards in 2023, tied with Ken Willis for the second-most 50-yard field goals by a Cowboys rookie. Brett Maher had the most by a Cowboys rookie kicker with six 50-yard makes in 2018.

### ★ NFC SPECIAL TEAMS POTM ★



Rookie kicker Brandon Aubrey was named NFC Special Teams Player of the Month for October, becoming the first Cowboys kicker to win Player of the Month since Richie Cunningham in September 1997.

In the month of October, Aubrey went eight-of-eight on field goals, including two makes from 50-plus yards. Aubrey added 23 touchbacks on 23 kickoffs and was 11-of-11 on PATs.

#### Dallas Cowboys to Win NFC Special Teams POM

Player	Position	Season	Month
<b>Brandon Aubrey</b>	<b>K</b>	<b>2023</b>	<b>October</b>
Jason Tucker	KR	1999	December
Richie Cunningham	K	1997	September
Chris Boniol	K	1996	November

### ★ TOUCHBACK CENTRAL ★

Brandon Aubrey has not allowed opponents to return kickoffs in 2023. Aubrey leads the NFL with 53 touchbacks on 57 kickoffs (93.0% touchback percentage, fifth in NFL):

#### 2023 NFL Kickoff Touchback Leaders

Player	TB	Player	TB
<b>Brandon Aubrey, Dal</b>	<b>53</b>	Cameron Dicker, LAC	44
Justin Tucker, Bal	48	Joey Slye, Was	44
Blake Grupe, NO	47	Harrison Butker, KC	43

**44.8**

Bryan Anger led the NFL and set a franchise record in net punting average (44.6) in 2021. Thus far in 2023, Anger is second in the NFL in net average (44.8).

**9**

Dallas is one-of-five teams in the NFL this season with multiple blocked kicks. Since John "Bones" Fassel arrived as Dallas' special teams coordinator in 2020, the Cowboys nine blocked kicks lead the NFL.



# **ROSTERS AND DEPTH CHART**



# 2023 DALLAS COWBOYS UNOFFICIAL DEPTH CHART

(As of November 14, 2023)

## OFFENSE

<b>WR</b>	88 CeeDee Lamb	<u>83 Jalen Brooks</u>	
<b>LT</b>	77 Tyron Smith	71 Chuma Edoga	
<b>LG</b>	73 Tyler Smith	71 Chuma Edoga	<u>76 Asim Richards</u>
<b>C</b>	63 Tyler Biadasz	67 Brock Hoffman	
<b>RG</b>	70 Zack Martin	<u>66 T.J. Bass</u>	
<b>RT</b>	78 Terence Steele	71 Chuma Edoga	
<b>TE</b>	87 Jake Ferguson	<u>86 Luke Schoonmaker</u>	84 Sean McKeon
<b>WR</b>	3 Brandin Cooks	9 KaVontae Turpin	
<b>WR</b>	13 Michael Gallup	18 Jalen Tolbert	
<b>QB</b>	4 Dak Prescott	10 Cooper Rush	15 Trey Lance
<b>RB</b>	20 Tony Pollard	23 Rico Dowdle	<u>42 Deuce Vaughn</u> <u>40 Hunter Luepke</u>

## DEFENSE

<b>DE</b>	90 DeMarcus Lawrence	54 Sam Williams	
<b>DT</b>	95 Johnathan Hankins	<u>58 Mazi Smith</u>	
<b>DT</b>	97 Osa Odighizuwa	96 Neville Gallimore	99 Chauncey Golston
<b>DE</b>	92 Dorance Armstrong	56 Dante Fowler	<u>93 Viliami Fehoko</u>
<b>LB</b>	11 Micah Parsons	<u>91 Tyrus Wheat</u>	
<b>LB</b>	33 Damone Clark	14 Markquese Bell	
<b>CB</b>	21 Stephon Gilmore	<u>37 Eric Scott</u>	
<b>NCB</b>	2 Jourdan Lewis	19 Noah Igbinoghene	
<b>CB</b>	26 DaRon Bland	25 Nahshon Wright	
<b>S</b>	1 Jayron Kearse	24 Israel Mukuamu	
<b>S</b>	6 Donovan Wilson		
<b>S</b>	28 Malik Hooker	30 Juanyeh Thomas	

## SPECIALISTS

<b>K</b>	<u>17 Brandon Aubrey</u>	
<b>P</b>	5 Bryan Anger	
<b>LS</b>	44 Trent Sieg	
<b>H</b>	5 Bryan Anger	
<b>KR</b>	9 KaVontae Turpin	<u>42 Deuce Vaughn</u>
<b>PR</b>	9 KaVontae Turpin	<u>42 Deuce Vaughn</u>

## PRONUNCIATION GUIDE

Dorance Armstrong	DOOR-intz	Sean McKeon	muh-CUE-in
Markquese Bell	mar-KEESE	Israel Mukuamu	MOO-kwah-moo
Tyler Biadasz	bee-AH-dish	Osa Odighizuwa	oh-DIGGY-zoowa
DaRon Bland	duh-RON	Asim Richards	AH-sum
Damone Clark	duh-MONE	Luke Schoonmaker	SKOON-maker
Rico Dowdle	DOWD-ill	Trent Sieg	SIG
Chuma Edoga	chu-MA ee-doe-GAH	Mazi Smith	MAH-zee
Viliami Fehoko	villy-AH-me fuh-HO-ko	Tyron Smith	TIE-rin
Stephon Gilmore	steph-AHN	Juanyeh Thomas	ONE-yay
Noah Igbinoghene	IGG-bin-AWG-guh-nee	KaVontae Turpin	kuh-VON-tay
Jayron Kearse	JAY-RON	Nahshon Wright	nuh-SHAWN
Hunter Luepke	LIP-key		

## COACHING STAFF

**HEAD COACH:** Mike McCarthy

**ASSISTANTS:** Jeff Blasko (Running Game Coordinator/Running Backs), Ramon Chinyoung (Quality Control/Asst. Offensive Line), Aden Durde (Defensive Line), John Fassel (Special Teams Coordinator), Ryan Feder (Game Management/Off. Assistant), Sharrif Floyd (Quality Control/Asst. Defensive Line), Will Harriger (Offensive Assistant/Quality Control), Evan Harrington (Offensive Assistant), Al Harris (Defensive Backs), Chase Haslett (Assistant Tight Ends), Cannon Matthews (Assistant Defensive Backs), Scott McCurley (Linebackers), Harold Nash (Strength & Conditioning Coordinator), Pete Ohnegian (Quality Control/Defensive Assistant), Robert Prince (Wide Receivers), Dan Quinn (Defensive Coordinator), Justin Rudd (Coaching Operations Manager/Football Analytics), Brian Schottenheimer (Offensive Coordinator), Eric Simonelli (Quality Control Analytics), Cedric Smith (Assistant Strength & Conditioning), Kendall Smith (Assistant Strength & Conditioning), Mike Solari (Offensive Line), Rayna Stewart (Assistant Special Teams), Darian Thompson (Quality Control/Asst. Linebackers), Scott Tolzien (Quarterbacks), Lunda Wells (Tight Ends), Joe Whitt (Secondary/Defensive Pass Game Coordinator).

# 2023 DALLAS COWBOYS ALPHABETICAL ROSTER

NO.	NAME	POS	HT	WT	DOB	EXP	COLLEGE	HOMETOWN	GP	GS	DNP	IA
5	Anger, Bryan	P	6-3	214	10/6/1988	12	California	Camarillo, Calif.	9	0	0	0
92	Armstrong, Dorance	DE	6-3	270	6/10/1997	6	Kansas	Houston, Texas	9	0	0	0
17	Aubrey, Brandon	K	6-3	208	3/14/1995	R	Notre Dame	St. Louis, Mo.	9	0	0	0
66	Bass, T.J.	G	6-4	315	3/31/1999	R	Oregon	Deming, Wash.	9	1	0	0
14	Bell, Markquese	LB	6-2	218	12/31/1999	2	Florida A&M	Bridgeton, N.J.	9	3	0	0
63	Biadasz, Tyler	C	6-4	316	11/20/1997	4	Wisconsin	Amherst, Wisc.	8	8	0	1
26	Bland, DaRon	CB	6-2	202	7/12/1999	2	Fresno State	Modesto, Calif.	9	7	0	0
83	Brooks, Jalen	WR	6-1	203	5/7/2000	R	South Carolina	Harrisburg, N.C.	3	0	0	6
33	Clark, Damone	LB	6-2	245	6/28/2000	2	Louisiana State	Baton Rouge, La.	9	9	0	0
3	Cooks, Brandin	WR	5-10	193	9/25/1993	10	Oregon State	Stockton, Calif.	8	7	0	1
23	Dowdle, Rico	RB	5-11	218	6/14/1998	4	South Carolina	Asheville, N.C.	9	0	0	0
71	Edoga, Chuma	OL	6-4	315	5/25/1997	5	Southern California	Atlanta, Ga.	9	5	0	0
93	Fehoko, Viliami	DE	6-4	283	12/16/1999	R	San Jose State	East Palo Alto, Calif.	0	0	0	9
87	Ferguson, Jake	TE	6-5	252	1/18/1999	2	Wisconsin	Madison, Wisc.	9	8	0	0
56	Fowler, Dante	DE	6-3	250	8/3/1994	8	Florida	St. Petersburg, Fla.	9	0	0	0
96	Gallimore, Neville	DT	6-2	315	1/17/1997	4	Oklahoma	Ottawa, Ontario	9	0	0	0
13	Gallup, Michael	WR	6-1	205	3/4/1996	6	Colorado State	Monroe, Ga.	9	8	0	0
21	Gilmore, Stephon	CB	6-0	190	9/19/1990	12	South Carolina	Rock Hill, SC	9	9	0	0
99	Golston, Chauncey	DE	6-5	285	2/10/1998	3	Iowa	Detroit, Mich.	9	3	0	0
95	Hankins, Johnathan	DT	6-3	325	3/30/1992	11	Ohio State	Dearborn Heights, Mich.	9	9	0	0
67	Hoffman, Brock	C	6-4	315	7/2/1999	1	Virginia Tech	Statesville, N.C.	9	1	0	0
28	Hooker, Malik	S	6-1	215	4/2/1996	7	Ohio State	New Castle, Pa.	9	9	0	0
19	Igbinoghene, Noah	CB	5-11	194	11/27/1999	4	Auburn	Trussville, Ala.	4	0	0	5
1	Kearse, Jayron	S	6-4	227	2/11/1994	8	Clemson	Fort Myers, Fla.	9	7	0	0
88	Lamb, CeeDee	WR	6-2	197	4/8/1999	4	Oklahoma	Richmond, Texas	9	9	0	0
15	Lance, Trey	QB	6-4	226	5/9/2000	3	North Dakota State	Marshall, Minn.	0	0	0	9
90	Lawrence, DeMarcus	DE	6-3	254	4/28/1992	10	Boise State	Aiken, S.C.	9	9	0	0
2	Lewis, Jourdan	CB	5-10	190	8/31/1995	7	Michigan	Detroit Mich.	8	2	0	1
40	Luepke, Hunter	RB	6-1	245	2/28/2000	R	North Dakota State	Spencer, Wisc.	9	0	0	0
70	Martin, Zack	G	6-4	315	11/20/1990	10	Notre Dame	Indianapolis, Ind.	8	8	0	1
84	McKeon, Sean	TE	6-5	255	12/28/1997	4	Michigan	Dudley, Mass.	6	0	0	0
24	Mukuamu, Israel	S	6-4	215	11/28/1999	3	South Carolina	Charlotte, N.C.	6	0	0	3
97	Odighizuwa, Osa	DT	6-2	294	8/13/1998	3	UCLA	Dayton, Ohio	9	9	0	0
11	Parsons, Micah	LB	6-3	250	5/26/1999	3	Penn State	Harrisburg, Pa.	9	9	0	0
20	Pollard, Tony	RB	6-0	215	4/30/1997	5	Memphis	Memphis, Tenn.	9	9	0	0
4	Prescott, Dak	QB	6-2	228	7/29/1993	8	Mississippi State	Haughton, La.	9	9	0	0
76	Richards, Asim	T	6-4	315	10/2/2000	R	North Carolina	Philadelphia, Pa.	6	0	0	3
10	Rush, Cooper	QB	6-3	224	11/21/1993	6	Central Michigan	Charlotte, Mich.	5	0	4	0
86	Schoonmaker, Luke	TE	6-5	255	9/28/1998	R	Michigan	Hamden, Conn.	9	0	0	0
37	Scott, Eric	DB	6-1	205	8/7/1998	R	Southern Mississippi	Basehor, Kan.	0	0	0	9
44	Sieg, Trent	LS	6-3	240	5/19/1995	6	Colorado State	Eaton, Colo.	9	0	0	0
58	Smith, Mazi	DT	6-3	328	6/16/2001	R	Michigan	Grand Rapids, Mich.	9	0	0	0
73	Smith, Tyler	G/T	6-5	320	4/3/2001	2	Tulsa	Fort Worth, Texas	7	7	0	2
77	Smith, Tyron	T	6-5	307	12/12/1990	13	Southern California	Moreno Valley, Calif.	6	6	1	2
78	Steele, Terence	T	6-6	320	6/4/1997	4	Texas Tech	Cibolo, Texas	9	9	0	0
30	Thomas, Juanyeh	S	6-1	215	6/24/2000	1	Georgia Tech	Niceville, Fla.	8	1	0	1
18	Tolbert, Jalen	WR	6-1	200	2/27/1999	2	South Alabama	Mobile, Ala.	9	4	0	0
9	Turpin, KaVontae	WR	5-7	155	8/2/1996	2	TCU	Monroe, La.	8	0	0	1
42	Vaughn, Deuce	RB	5-5	180	11/2/2001	R	Kansas State	Round Rock, Texas	6	0	0	3
91	Wheat, Tyrus	LB	6-2	263	12/8/1999	R	Mississippi State	Amite, La.	4	0	0	0
54	Williams, Sam	DE	6-4	262	3/31/1999	2	Mississippi	Montgomery, Ala.	9	0	0	0
6	Wilson, Donovan	S	6-0	205	2/21/1995	5	Texas A&M	Shreveport, La.	7	5	0	2
25	Wright, Nahshon	CB	6-4	200	9/23/1998	3	Oregon State	East Palo Alto, Calif.	4	0	0	0
<b>PRACTICE SQUAD</b>												
80	Billy-Johnson, Tyron	WR	6-1	195	1/8/1996	4	Oklahoma State	New Orleans, La.	0	0	0	0
64	Bostick, Earl	T	6-6	315	12/31/1998	R	Kansas	Barnwell, S.C.	0	0	0	0
17	Bryant, Martavis	WR	6-4	210	12/20/1991	5	Clemson	Calhoun Falls, S.C.	0	0	0	0
31	Butler, Josh	CB	6-0	186	11/25/1996	R	Michigan State	Mesquite, Texas	0	0	0	0
16	Cropper, Jalen	WR	5-11	180	5/3/2001	R	Fresno State	Parlier, Calif.	0	0	0	0
34	Davis, Malik	RB	5-10	205	11/26/1998	2	Florida	Tamp, Fla.	1	0	0	0
32	Evans, Rashaan	LB	6-2	228	11/8/1995	6	Alabama	Auburn, Ala.	3	1	0	0
48	Fant, Princeton	TE	6-2	250	3/11/1999	R	Tennessee	Nashville, Tenn.	0	0	0	0
46	Jefferson, Malik	LB	6-2	245	11/15/1996	4	Texas	Mesquite, TX	3	0	0	0
57	Johnson, Buddy	LB	6-2	240	2/27/1999	2	Texas A&M	Dallas, TX	0	0	0	0
51	Johnson, Durrell	DE	6-3	260	6/26/1998	R	Liberty	Baltimore, Md.	0	0	0	0
68	Pankey, Adam	G	6-5	307	2/2/1994	4	West Virginia	Hamilton, OH	0	0	0	0
94	Previlon, Willington	DL	6-5	285	5/19/1997	1	Rutgers	Orange, NJ	0	0	0	0
53	Price, Billy	OL	6-4	312	10/11/1994	6	Ohio State	Austintown, Ohio	0	0	0	0
27	Redwine, Sheldrick	DB	6-0	195	11/6/1996	4	Miami	Miami, FL	0	0	0	0
65	Shepley, Dakota	G	6-4	290	12/27/1994	3	British Columbia	Windsor, Ontario	0	0	0	0
<b>RESERVE/INJURED</b>												
75	Ball, Josh	T	6-8	320	5/15/1998	3	Marshall	Fredericksburg, Va.	0	0	0	0
7	Diggs, Trevon	CB	6-1	204	9/20/1998	4	Alabama	Gaithersburg, Md.	2	2	0	0
85	Durden, David	WR	6-1	208	12/26/1998	R	West Florida	Midville, Ga.	0	0	0	0
29	Goodwin, C.J.	CB	6-3	195	2/4/1990	8	California (PA)	Wheeling, W.V.	5	0	0	0
89	Hendershot, Peyton	TE	6-4	250	4/23/1999	2	Indiana	North Salem, Ind.	3	0	0	2
35	Overshown, DeMarvion	LB	6-3	230	8/13/2000	R	Texas	Arp, Texas	0	0	0	0
81	Stephens, John	TE	6-6	245	9/23/1999	R	Louisiana-Lafayette	Logansport, LA.	0	0	0	0
55	Vander Esch, Leighton	LB	6-4	255	2/8/1996	6	Boise State	Riggins, Idaho	5	5	0	0
79	Waletzko, Matt	T	6-8	320	12/15/1999	2	North Dakota	Cold Spring, Minn.	0	0	0	0

# 2023 DALLAS COWBOYS NUMERICAL ROSTER

NO.	NAME	POS	HT	WT	AGE	EXP	COLLEGE	HOW ACQ	GP	GS	DNP	IA
1	Jayron Kearse	S	6-4	227	29	8	Clemson	FA-'21	9	7	0	0
2	Jourdan Lewis	CB	5-10	190	28	7	Michigan	D3-'17	8	2	0	1
3	Brandin Cooks	WR	5-10	193	30	10	Oregon State	T(Hou)-'23	8	7	0	1
4	Dak Prescott	QB	6-2	228	30	8	Mississippi State	D4b-'16	9	9	0	0
5	Bryan Anger	P	6-3	214	35	12	California	FA-'21	9	0	0	0
6	Donovan Wilson	S	6-0	205	28	5	Texas A&M	D6-'19	7	5	0	2
9	KaVontae Turpin	WR	5-7	155	27	2	TCU	UDFA-'22	8	0	0	1
10	Cooper Rush	QB	6-3	224	29	6	Central Michigan	FA-'20	5	0	4	0
11	Micah Parsons	LB	6-3	250	24	3	Penn State	D1-'21	9	9	0	0
13	Michael Gallup	WR	6-1	205	27	6	Colorado State	D3-'18	9	8	0	0
14	Markquese Bell	LB	6-2	218	23	2	Florida A&M	UDFA-'22	9	3	0	0
15	Trey Lance	QB	6-4	226	23	3	North Dakota State	T(SF)-'23	0	0	0	9
17	Brandon Aubrey	K	6-3	208	28	R	Notre Dame	FA-'23	9	0	0	0
18	Jalen Tolbert	WR	6-1	200	24	2	South Alabama	D3-'22	9	4	0	0
19	Noah Igbinoghene	CB	5-11	194	23	4	Auburn	T(Mia)-'23	4	0	0	5
20	Tony Pollard	RB	6-0	215	26	5	Memphis	D4a-'19	9	9	0	0
21	Stephon Gilmore	CB	6-0	190	33	12	South Carolina	T(Ind)-'23	9	9	0	0
23	Rico Dowdle	RB	5-11	218	25	4	South Carolina	UDFA-'20	9	0	0	0
24	Israel Mukuamu	S	6-4	215	23	3	South Carolina	D6b-'21	6	0	0	3
25	Nahshon Wright	CB	6-4	200	25	3	Oregon State	D3c-'21	4	0	0	0
26	DaRon Bland	CB	6-2	202	24	2	Fresno State	D5b-'22	9	7	0	0
28	Malik Hooker	S	6-1	215	27	7	Ohio State	FA-'21	9	9	0	0
30	Juanyeh Thomas	S	6-1	215	23	1	Georgia Tech	UDFA-'22	8	1	0	1
33	Damone Clark	LB	6-2	245	23	2	Louisiana State	D5c-'22	9	9	0	0
37	Eric Scott	DB	6-1	205	25	R	Southern Mississippi	D6a-'23	0	0	0	9
40	Hunter Luepke	RB	6-1	245	23	R	North Dakota State	UDFA-'23	9	0	0	0
42	Deuce Vaughn	RB	5-5	180	22	R	Kansas State	D6b-'23	6	0	0	3
44	Trent Sieg	LS	6-3	240	28	6	Colorado State	FA-'23	9	0	0	0
54	Sam Williams	DE	6-4	262	24	2	Mississippi	D2-'22	9	0	0	0
56	Dante Fowler	DE	6-3	250	29	8	Florida	UFA-'23	9	0	0	0
58	Mazi Smith	DT	6-3	328	22	R	Michigan	D1-'23	9	0	0	0
63	Tyler Biadasz	C	6-4	316	25	4	Wisconsin	D4b-'20	8	8	0	1
66	T.J. Bass	G	6-4	315	24	R	Oregon	UDFA-'23	9	1	0	0
67	Brock Hoffman	C	6-4	315	24	1	Virginia Tech	FA-'22	9	1	0	0
70	Zack Martin	G	6-4	315	32	10	Notre Dame	D1-'14	8	8	0	1
71	Chuma Edoga	OL	6-4	315	26	5	Southern California	UFA-'23	9	5	0	0
73	Tyler Smith	G/T	6-5	320	22	2	Tulsa	D1-'22	7	7	0	2
76	Asim Richards	T	6-4	315	23	R	North Carolina	D5-'23	6	0	0	3
77	Tyron Smith	T	6-5	307	32	13	Southern California	D1-'11	6	6	1	2
78	Terence Steele	T	6-6	320	26	4	Texas Tech	UDFA-'20	9	9	0	0
83	Jalen Brooks	WR	6-1	203	23	R	South Carolina	D7-'23	3	0	0	6
84	Sean McKeon	TE	6-5	255	25	4	Michigan	UDFA-'20	6	0	0	0
86	Luke Schoonmaker	TE	6-5	255	25	R	Michigan	D2-'23	9	0	0	0
87	Jake Ferguson	TE	6-5	252	24	2	Wisconsin	D4-'22	9	8	0	0
88	CeeDee Lamb	WR	6-2	197	24	4	Oklahoma	D1-'20	9	9	0	0
90	DeMarcus Lawrence	DE	6-3	254	31	10	Boise State	D2-'14	9	9	0	0
91	Tyrus Wheat	LB	6-2	263	23	R	Mississippi State	UDFA-'23	4	0	0	0
92	Dorance Armstrong	DE	6-3	270	26	6	Kansas	D4a-'18	9	0	0	0
93	Villiami Fehoko	DE	6-4	283	23	R	San Jose State	D4-'23	0	0	0	9
95	Johnathan Hankins	DT	6-3	325	31	11	Ohio State	T(LV)-'22	9	9	0	0
96	Neville Gallimore	DT	6-2	315	26	4	Oklahoma	D3-'20	9	0	0	0
97	Osa Odighizuwa	DT	6-2	294	25	3	UCLA	D3a-'21	9	9	0	0
99	Chauncey Golston	DE	6-5	285	25	3	Iowa	D3b-'21	9	3	0	0
<b>PRACTICE SQUAD</b>												
16	Jalen Cropper	WR	5-11	180	22	R	Fresno State	UDFA-'23	0	0	0	0
17	Martavis Bryant	WR	6-4	210	31	5	Clemson	FA-'23	0	0	0	0
27	Sheldrick Redwine	DB	6-0	195	27	4	Miami	FA-'22	0	0	0	0
31	Josh Butler	CB	6-0	186	26	R	Michigan State	FA-'23	0	0	0	0
32	Rashaan Evans	LB	6-2	228	28	6	Alabama	FA-'23	3	1	0	0
34	Malik Davis	RB	5-10	205	24	2	Florida	UDFA-'22	1	0	0	0
46	Malik Jefferson	LB	6-2	245	26	4	Texas	FA-'22	3	0	0	0
48	Princeton Fant	TE	6-2	250	24	R	Tennessee	UDFA-'23	0	0	0	0
51	Durrell Johnson	DE	6-3	260	25	R	Liberty	UDFA-'23	0	0	0	0
53	Billy Price	OL	6-4	312	29	6	Ohio State	FA-'23	0	0	0	0
57	Buddy Johnson	LB	6-2	240	24	2	Texas A&M	FA-'23	0	0	0	0
64	Earl Bostick	T	6-6	315	24	R	Kansas	UDFA-'23	0	0	0	0
65	Dakoda Shepley	G	6-4	290	28	3	British Columbia	FA-'23	0	0	0	0
68	Adam Pankey	G	6-5	307	29	4	West Virginia	FA-'23	0	0	0	0
80	Tyron Billy-Johnson	WR	6-1	195	27	4	Oklahoma State	FA-'23	0	0	0	0
94	Willington Previlon	DL	6-5	285	26	1	Rutgers	FA-'23	0	0	0	0
<b>RESERVE/INJURED</b>												
7	Trevon Diggs	CB	6-1	204	25	4	Alabama	D2-'20	2	2	0	0
29	C.J. Goodwin	CB	6-3	195	33	8	California (PA)	PS(Cin)-'18	5	0	0	0
35	DeMarvion Overshown	LB	6-3	230	23	R	Texas	D3-'23	0	0	0	0
55	Leighton Vander Esch	LB	6-4	255	27	6	Boise State	D1-'18	5	5	0	0
75	Josh Ball	T	6-8	320	25	3	Marshall	D4b-'21	0	0	0	0
79	Matt Waletzko	T	6-8	320	23	2	North Dakota	D5a-'22	0	0	0	0
81	John Stephens	TE	6-6	245	24	R	Louisiana-Lafayette	UDFA-'23	0	0	0	0
85	David Durden	WR	6-1	208	24	R	West Florida	UDFA-'23	0	0	0	0
89	Peyton Hendershot	TE	6-4	250	24	2	Indiana	UDFA-'22	3	0	0	2



# 2023 DALLAS COWBOYS POSITIONAL ROSTER

NO.	NAME	POS.	HT.	WT.	AGE	EXP.	COLLEGE	HOW ACQ.
<b>QUARTERBACKS (3)</b>								
4	Dak Prescott	QB	6-2	228	30	8	Mississippi State	D4b-'16
10	Cooper Rush	QB	6-3	224	29	6	Central Michigan	FA-'20
15	Trey Lance	QB	6-4	226	23	3	North Dakota State	T(SF)-'23
<b>RUNNING BACKS (4)</b>								
20	Tony Pollard	RB	6-0	215	26	5	Memphis	D4a-'19
23	Rico Dowdle	RB	5-11	218	25	4	South Carolina	UDFA-'20
40	Hunter Luepke	RB	6-1	245	23	R	North Dakota State	UDFA-'23
42	Deuce Vaughn	RB	5-5	180	22	R	Kansas State	D6b-'23
<b>WIDE RECEIVERS (6)</b>								
3	Brandin Cooks	WR	5-10	193	30	10	Oregon State	T(Hou)-'23
9	KaVontae Turpin	WR	5-7	155	27	2	TCU	UDFA-'22
13	Michael Gallup	WR	6-1	205	27	6	Colorado State	D3-'18
18	Jalen Tolbert	WR	6-1	200	24	2	South Alabama	D3-'22
83	Jalen Brooks	WR	6-1	203	23	R	South Carolina	D7-'23
88	CeeDee Lamb	WR	6-2	197	24	4	Oklahoma	D1-'20
<b>TIGHT ENDS (3)</b>								
84	Sean McKeon	TE	6-5	255	25	4	Michigan	UDFA-'20
86	Luke Schoonmaker	TE	6-5	255	25	R	Michigan	D2-'23
87	Jake Ferguson	TE	6-5	252	24	2	Wisconsin	D4-'22
<b>OFFENSIVE LINE (9)</b>								
63	Tyler Biadasz	C	6-4	316	25	4	Wisconsin	D4b-'20
66	T.J. Bass	G	6-4	315	24	R	Oregon	UDFA-'23
67	Brock Hoffman	C	6-4	315	24	1	Virginia Tech	FA-'22
70	Zack Martin	G	6-4	315	32	10	Notre Dame	D1-'14
71	Chuma Edoga	OL	6-4	315	26	5	Southern California	UFA-'23
73	Tyler Smith	G/T	6-5	320	22	2	Tulsa	D1-'22
76	Asim Richards	T	6-4	315	23	R	North Carolina	D5-'23
77	Tyron Smith	T	6-5	307	32	13	Southern California	D1-'11
78	Terence Steele	T	6-6	320	26	4	Texas Tech	UDFA-'20
<b>DEFENSIVE LINE (10)</b>								
54	Sam Williams	DE	6-4	262	24	2	Mississippi	D2-'22
56	Dante Fowler	DE	6-3	250	29	8	Florida	UFA-'23
58	Mazi Smith	DT	6-3	328	22	R	Michigan	D1-'23
90	DeMarcus Lawrence	DE	6-3	254	31	10	Boise State	D2-'14
92	Dorance Armstrong	DE	6-3	270	26	6	Kansas	D4a-'18
93	Viliami Fehoko	DE	6-4	283	23	R	San Jose State	D4-'23
95	Johnathan Hankins	DT	6-3	325	31	11	Ohio State	T(LV)-'22
96	Neville Gallimore	DT	6-2	315	26	4	Oklahoma	D3-'20
97	Osa Odighizuwa	DT	6-2	294	25	3	UCLA	D3a-'21
99	Chauncey Golston	DE	6-5	285	25	3	Iowa	D3b-'21
<b>LINEBACKERS (4)</b>								
11	Micah Parsons	LB	6-3	250	24	3	Penn State	D1-'21
14	Markquese Bell	LB	6-2	218	23	2	Florida A&M	UDFA-'22
33	Damone Clark	LB	6-2	245	23	2	Louisiana State	D5c-'22
91	Tyrus Wheat	LB	6-2	263	23	R	Mississippi State	UDFA-'23
<b>DEFENSIVE BACKS (11)</b>								
1	Jayron Kearse	S	6-4	227	29	8	Clemson	FA-'21
2	Jourdan Lewis	CB	5-10	190	28	7	Michigan	D3-'17
6	Donovan Wilson	S	6-0	205	28	5	Texas A&M	D6-'19
19	Noah Igbinoghene	CB	5-11	194	23	4	Auburn	T(Mia)-'23
21	Stephon Gilmore	CB	6-0	190	33	12	South Carolina	T(Ind)-'23
24	Israel Mukuamu	S	6-4	215	23	3	South Carolina	D6b-'21
25	Nahshon Wright	CB	6-4	200	25	3	Oregon State	D3c-'21
26	DaRon Bland	CB	6-2	202	24	2	Fresno State	D5b-'22
28	Malik Hooker	S	6-1	215	27	7	Ohio State	FA-'21
30	Juanyeh Thomas	S	6-1	215	23	1	Georgia Tech	UDFA-'22
37	Eric Scott	DB	6-1	205	25	R	Southern Mississippi	D6a-'23
<b>SPECIALISTS (3)</b>								
5	Bryan Anger	P	6-3	214	35	12	California	FA-'21
17	Brandon Aubrey	K	6-3	208	28	R	Notre Dame	FA-'23
44	Trent Sieg	LS	6-3	240	28	6	Colorado State	FA-'23

# HOW THE COWBOYS WERE BUILT/CONTRACT STATUS

YEAR	DRAFT PICKS (35)	FREE AGENTS (19)	COLLEGE FREE AGENTS (18)	TRADES/WAIVERS (5)	PRACTICE SQUAD (1)
2011	T. Smith (1st)				
2014	Z. Martin (1st) D. Lawrence (2nd)				
2016	D. Prescott (4th)				
2017	J. Lewis (3rd)				
2018	L. Vander Esch (1st) * M. Gallup (3rd) D. Armstrong (4th)				C. Goodwin (PS Cin -'18) *
2019	T. Pollard (4th) D. Wilson (6th)				
2020	C. Lamb (1st) T. Diggs (2nd) * N. Gallimore (3rd) T. Biadasz (4th-b)	C. Rush (FA-'20)	R. Dowdle (UDFA-'20) S. McKeon (UDFA-'20) T. Steele (UDFA-'20)		
2021	M. Parsons (1st) O. Odighizuwa (3rd-a) C. Golston (3rd-b) N. Wright (3rd-c) J. Ball (4th-b) * I. Mukuamu (6th-b)	B. Anger (FA-'21) M. Hooker (FA-'21) J. Kearsse (FA-'21)			
2022	T. Smith (1st) S. Williams (2nd) J. Tolbert (3rd) J. Ferguson (4th) D. Bland (5th) D. Clark (5th) M. Waletzko (5th) *	D. Fowler (UFA '23) B. Hoffman (FA-'22) M. Jefferson (FA-'22) ^ S. Redwine (FA-'22) ^	M. Bell (UDFA-'22) M. Davis (UDFA-'22) ^ P. Hendershot (UDFA-'22) * J. Thomas (UDFA-'22) K. Turpin (UDFA-'22)	J. Hankins (T LV -'22)	
2023	M. Smith (1st) L. Schoonmaker (2nd) D. Overshown (3rd) * V. Fehoko (4th) A. Richards (5th) E. Scott (6th) D. Vaughn (6th) J. Brooks (7th)	B. Aubrey (FA-'23) T. Billy-Johnson (FA-'23) ^ M. Bryant (FA-'23) ^ J. Butler (FA-'23) ^ C. Edoga (UFA-'23) R. Evans (FA-'23) ^ B. Johnson (FA-'23) ^ A. Pankey (FA-'23) ^ B. Price (FA-'23) ^ D. Shepley (FA-'23) ^ T. Sieg (FA-'23)	T. Bass (UDFA-'23) E. Bostick (UDFA-'23) ^ J. Cropper (UDFA-'23) ^ D. Durden (UDFA-'23) * P. Fant (UDFA-'23) ^ D. Johnson (UDFA-'23) ^ H. Luepke (UDFA-'23) W. Previlon (FA-'23) ^ J. Stephens (UDFA-'23) * T. Wheat (UDFA-'23)	B. Cooks (T Hou -'23) S. Gilmore (T Ind -'23) N. Igbinoghene (T Mia -'23) T. Lance (T SF -'23)	

Key: \* Reserve/Injured, ^ Practice Squad

## CONTRACT STATUS

PLAYER	SIGNED THROUGH	PLAYER	SIGNED THROUGH	PLAYER	SIGNED THROUGH
Bryan Anger	2024	Neville Gallimore	2023	Tony Pollard	2023
Dorance Armstrong	2023	Michael Gallup	2026	Dak Prescott	2024
Brandon Aubrey	2025	Stephon Gilmore	2023	Willington Previlon ^	2023
Josh Ball *	2024	Chauncey Golston	2024	Sheldrick Redwine ^	2023
T.J. Bass	2025	C.J. Goodwin *	2023	Asim Richards	2026
Markquese Bell	2024	Johnathan Hankins	2023	Cooper Rush	2024
Tyler Biadasz	2023	Peyton Hendershot *	2024	Luke Schoonmaker	2026
Tyron Billy-Johnson ^	2023	Brock Hoffman	2024	Eric Scott	2026
DaRon Bland	2025	Malik Hooker	2026	Dakoda Shepley ^	2023
Earl Bostick ^	2023	Noah Igbinoghene	2023	Trent Sieg	2023
Jalen Brooks	2026	Malik Jefferson ^	2023	Mazi Smith	2026
Martavis Bryant ^	2023	Buddy Johnson ^	2023	Tyler Smith	2025
Josh Butler ^	2023	Durrell Johnson ^	2023	Tyron Smith	2023
Damone Clark	2025	Jayron Kearsse	2023	Terence Steele	2028
Brandin Cooks	2024	CeeDee Lamb	2023	John Stephens *	2025
Jalen Cropper ^	2023	Trey Lance	2024	Juanyeh Thomas	2025
Malik Davis ^	2023	DeMarcus Lawrence	2023	Jalen Tolbert	2025
Trevon Diggs *	2028	Jourdan Lewis	2023	KaVontae Turpin	2024
Rico Dowdle	2023	Hunter Luepke	2025	Leighton Vander Esch *	2024
David Durden *	2025	Zack Martin	2024	Deuce Vaughn	2026
Chuma Edoga	2023	Sean McKeon	2023	Matt Waletzko *	2025
Rashaan Evans ^	2023	Israel Mukuamu	2024	Tyrus Wheat	2024
Princeton Fant ^	2023	Osa Odighizuwa	2024	Sam Williams	2025
Viliami Fehoko	2026	DeMarvion Overshown *	2026	Donovan Wilson	2025
Jake Ferguson	2025	Adam Pankey ^	2023	Nahshon Wright	2024
Dante Fowler	2023	Micah Parsons	2024		

# 2023 DALLAS COWBOYS CONTRACT ANALYSIS

OFFENSE		2023	2024	2025	2026	2027	2028	2029
QB	Lance, Trey			OPTION	UFA			
	Prescott, Dak			UFA				
	Rush, Cooper			UFA				
RB	Dowdle, Rico		UFA					
	Luepke, Hunter				RFA	UFA		
	Pollard, Tony		UFA					
	Vaughn Deuce					UFA		
WR	Brooks, Jalen					UFA		
	Cooks, Brandin			UFA				
	Durden, David (IR)*				RFA	UFA		
	Gallup, Michael					UFA		
	Lamb, CeeDee		OPTION	UFA				
	Tolbert, Jalen				UFA			
	Turpin, KaVontae			RFA	UFA			
TE	Ferguson, Jake				UFA			
	Hendershot, Peyton (IR)*			RFA	UFA			
	McKeon, Sean		UFA					
	Schoonmaker, Luke					UFA		
	Stephens, John (IR)*				RFA	UFA		
OL	Ball, Josh (IR)*			UFA				
	Bass, T.J.				RFA	UFA		
	Biadasz, Tyler		UFA					
	Edoga, Chuma		UFA					
	Hoffman, Brock			ERFA	RFA	UFA		
	Martin, Zack			UFA				
	Richards, Asim					UFA		
	Smith, Tyler				OPTION	UFA		
	Smith, Tyron		UFA					
	Steele, Terence							UFA
	Waletzko, Matt (IR)*				UFA			

DEFENSE		2023	2024	2025	2026	2027	2028	2029
DL	Armstrong, Dorance		UFA					
	Fehoko, Viliami					UFA		
	Fowler, Dante		UFA					
	Gallimore, Neville		UFA					
	Golston, Chauncey			UFA				
	Hankins, Johnathan		UFA					
	Lawrence, DeMarcus			UFA				
	Odighizuwa, Osa			UFA				
	Smith, Mazi					OPTION	UFA	
	Williams, Sam				UFA			
LB	Bell, Markquese			RFA	UFA			
	Clark, Damone				UFA			
	Overshown, DeMarvion (IR)*					UFA		
	Parsons, Micah			OPTION	UFA			
	Vander Esch, Leighton (IR)*			UFA				
DB	Wheat, Tyrus			ERFA	RFA	UFA		
	Bland, DaRon				UFA			
	Diggs, Trevon (IR)*							UFA
	Gilmore, Stephon		UFA					
	Goodwin, C.J. (IR)*		UFA					
	Hooker, Malik					UFA		
	Igbinoghene, Noah		UFA					
	Kearse, Jayron		UFA					
	Lewis, Jourdan		UFA					
	Mukuamu, Israel			UFA				
	Scott, Eric					UFA		
	Thomas, Juanyeh			RFA	UFA			
Wilson, Donovan				UFA				
Wright, Nahshon			UFA					

SPECIAL TEAMS		2023	2024	2025	2026	2027	2028	2029
ST	Anger, Bryan			UFA				
	Aubrey, Brandon				RFA	UFA		
	Sieg, Trent		UFA					

- Player is under contract for season
- Player will be an exclusive rights free agent
- Player will be an unrestricted free agent
- Player will be a restricted free agent
- Player has a club option available

\*-Reserve/Injured    #-Reserve/PUP or NFI    &-Reserve/Suspended



## WHEN BUILT AND WHEN THEY GOT TO THE COWBOYS

### 1st Round (15)

[9] Tyron Smith (2011)  
 [10] Stephon Gilmore (2012-BUF)  
 [16] Zack Martin (2014)  
 [20] Brandin Cooks (2014-NO)  
 [3] Dante Fowler (2015-JAX)  
 [15] Malik Hooker (2017-IND)  
 [19] Leighton Vander Esch (2018)\*  
 [21] Billy Price (2018-CIN)^  
 [22] Rashaan Evans (2018-TEN)^  
 [17] CeeDee Lamb (2020)  
 [30] Noah Igbinoghene (2020-MIA)  
 [3] Trey Lance (2021-SF)  
 [12] Micah Parsons (2021)  
 [24] Tyler Smith (2022)  
 [26] Mazi Smith (2023)

### 2nd Round (5)

[49] Johnathan Hankins (2013-NYG)  
 [34] DeMarcus Lawrence (2014)  
 [51] Trevon Diggs (2020)\*  
 [56] Sam Williams (2022)  
 [58] Luke Schoonmaker (2023)

### 3rd Round (11)

[70] Bryan Anger (2012-JAX)  
 [92] Jourdan Lewis (2017)  
 [78] Malik Jefferson (2018-CIN)^  
 [81] Michael Gallup (2018)  
 [92] Chuma Edoga (2019-NYJ)  
 [82] Neville Gallimore (2020)  
 [75] Osa Odighizuwa (2021)  
 [84] Chauncey Golston (2021)  
 [99] Nahshon Wright (2021)  
 [88] Jalen Tolbert (2022)  
 [90] DeMarvion Overshown (2023)\*

### 4th Round (10)

[118] Martavis Bryant (2014-PIT)^  
 [135] Dak Prescott (2016)  
 [116] Dorance Armstrong (2018)  
 [119] Sheldrick Redwine (2019-CLE)^  
 [128] Tony Pollard (2019)  
 [146] Tyler Biadasz (2020)  
 [138] Josh Ball (2021)\*  
 [140] Buddy Johnson (2021-PIT)^  
 [129] Jake Ferguson (2022)  
 [129] Viliami Fehoko (2023)

### 5th Round (4)

[155] Matt Waletzko (2022)\*  
 [167] DaRon Bland (2022)  
 [176] Damone Clark (2022)  
 [169] Asim Richards (2023)

### 6th Round (4)

[213] Donovan Wilson (2019)  
 [227] Israel Mukuamu (2021)  
 [178] Eric Scott (2023)  
 [212] Deuce Vaughn (2023)

### 7th Round (2)

[244] Jayron Kearse (2016-MIN)  
 [244] Jalen Brooks (2023)

### Undrafted (25)

C.J. Goodwin (2014-PIT)\*  
 Cooper Rush (2017)  
 Trent Sieg (2018)  
 Tyron Billy-Johnson (2019)\*  
 Rico Dowdle (2020)  
 Sean McKeon (2020)  
 Willington Previlon (2020)\*  
 Terence Steele (2020)  
 Markquese Bell (2022)  
 Malik Davis (2022)^  
 Peyton Hendershot (2022)\*  
 Brock Hoffman (2022)  
 Juanyeh Thomas (2022)  
 KaVontae Turpin (2022)  
 Brandon Aubrey (2023)  
 T.J. Bass (2023)  
 Earl Bostick (2023)^  
 Josh Butler (2023)^  
 Jalen Cropper (2023)^  
 David Durden (2023)\*  
 Princeton Fant (2023)^  
 Durrell Johnson (2023)^  
 Hunter Luepke (2023)  
 John Stephens (2023)\*  
 Tyrus Wheat (2023)

Key: \* Reserve/Injured, ^ Practice Squad

## WHEN THEY GOT TO THE COWBOYS

### 2011 (1)

Tyron Smith, Round 1

### 2014 (2)

Zack Martin, Round 1  
 DeMarcus Lawrence, Round 2

### 2016 (1)

Dak Prescott, Round 4

### 2017 (1)

Jourdan Lewis, Round 3

### 2018 (4)

Leighton Vander Esch, Round 1\*  
 Michael Gallup, Round 3  
 Dorance Armstrong, Round 4  
 C.J. Goodwin, Practice Squad (CIN)\*

### 2019 (2)

Tony Pollard, Round 4  
 Donovan Wilson, Round 6

### 2020 (8)

CeeDee Lamb, Round 1  
 Trevon Diggs, Round 2\*  
 Neville Gallimore, Round 3  
 Tyler Biadasz, Round 4  
 Rico Dowdle, UDFA  
 Sean McKeon, UDFA  
 Cooper Rush, FA  
 Terence Steele, UDFA

### 2021 (9)

Micah Parsons, Round 1  
 Chauncey Golston, Round 3  
 Osa Odighizuwa, Round 3  
 Nahshon Wright, Round 3  
 Josh Ball, Round 4\*  
 Israel Mukuamu, Round 6  
 Bryan Anger, FA  
 Malik Hooker, FA  
 Jayron Kearse, FA

### 2022 (17)

Tyler Smith, Round 1  
 Sam Williams, Round 2  
 Jalen Tolbert, Round 3  
 Jake Ferguson, Round 4  
 DaRon Bland, Round 5  
 Damone Clark, Round 5  
 Matt Waletzko, Round 5\*  
 Markquese Bell, UDFA  
 Malik Davis, UDFA^  
 Dante Fowler, UFA  
 Johnathan Hankins, Trades (LV)  
 Peyton Hendershot, UDFA\*  
 Brock Hoffman, FA  
 Malik Jefferson, FA^  
 Sheldrick Redwine, FA^  
 Juanyeh Thomas, UDFA  
 KaVontae Turpin, UDFA

### 2023 (31)

Mazi Smith, Round 1  
 Luke Schoonmaker, Round 2  
 DeMarvion Overshown, Round 3\*  
 Viliami Fehoko, Round 4  
 Asim Richards, Round 5  
 Eric Scott, Round 6  
 Deuce Vaughn, Round 6  
 Jalen Brooks, Round 7  
 Brandon Aubrey, FA  
 T.J. Bass, UDFA  
 Tyron Billy-Johnson, FA^  
 Earl Bostick, UDFA^  
 Martavis Bryant, FA^  
 Josh Butler, FA^  
 Brandin Cooks, Trades (HOU)  
 Jalen Cropper, UDFA^  
 David Durden, UDFA\*  
 Chuma Edoga, UFA (ATL)  
 Rashaan Evans, FA^  
 Princeton Fant, UDFA^  
 Stephon Gilmore, Trades (IND)  
 Noah Igbinoghene, Trades (MIA)  
 Buddy Johnson, FA^  
 Durrell Johnson, UDFA^  
 Trey Lance, Trades (SF)  
 Hunter Luepke, UDFA  
 Willington Previlon, UDFA^  
 Billy Price, FA^  
 Trent Sieg, FA  
 John Stephens, UDFA\*  
 Tyrus Wheat, UDFA

## 2023 TRANSACTIONS BY DATE

- Jan. 23..... Signed **Dontario Drummond, Brock Hoffman, Alec Lindstrom, Sheldrick Redwine** and **Juanyeh Thomas** to the Reserve/Futures list.
- Jan. 24..... Signed **Tyler Coyle** to the Reserve/Futures list.
- Jan. 25..... Signed **Antonio Callaway, Dennis Houston** and **Alex Taylor** to the Reserve/Futures list.
- Jan. 26..... Signed **Isaac Alarcon** and **Seth Green** to the Reserve/Futures list.
- Feb. 8..... Signed **Malik Jefferson** to the Reserve/Futures list.
- Feb. 22..... Signed **Tristan Vizcaino**.
- Feb. 24..... Named **Jeff Blasko** as Run Game Coordinator/RB coach, **Ramon Chinyoung** as Quality Control/Asst. OL coach, **Ryan Federer** as Game Management/Off. Assistant, **Sharrif Floyd** as Quality Control/Asst. DL coach, **Will Harriger** as Quality Control/Off. Assistant, **Chase Haslett** as Asst. Tight Ends coach, **Cannon Matthews** as Asst. Defensive Backs coach, **Pete Ohnegian** as Quality Control/Def. Assistant coach, **Brian Schottenheimer** as Offensive Coordinator, **Mike Solari** as Offensive Line coach, **Darian Thompson** as Quality Control/Asst. LB coach and **Scott Tolzien** as Quarterbacks coach.
- March 6.... Placed the franchise tag on **Tony Pollard**.
- March 14.. Re-signed **Leighton Vander Esch** and **Donovan Wilson** and acquired **Stephon Gilmore** in a trade with Indianapolis.
- March 15.. Released **Ezekiel Elliott**.
- March 17.. Re-signed **C.J. Goodwin** and **Cooper Rush**.
- March 18.. Acquired **Brandin Cooks** in a trade with Houston.
- March 21.. Signed **Rico Dowdle, Chuma Edoga** and **Ronald Jones**.
- March 22.. Signed **Dante Fowler, Takk McKinley** and **Trent Sieg**.
- March 23.. Signed **Tony Pollard** to the franchise tag.
- April 4..... Signed **Johnathan Hankins**.
- April 27 ..... Drafted **Mazi Smith**.
- April 28 ..... Drafted **Luke Schoonmaker** and **DeMarvion Overshown**.
- April 29 ..... Drafted **Viliani Fehoko, Asim Richards, Eric Scott, Deuce Vaughn** and **Jalen Brooks**.
- May 12..... Signed **Jose Barbon, T.J. Bass, Earl Bostick, Jalen Brooks, Myles Brooks, Jalen Cropper, David Durden, Princeton Fant, Viliani Fehoko, Durrell Johnson, Isaiah Land, Hunter Luepke, D'Angelo Mandell, DeMarvion Overshown, Asim Richards, Luke Schoonmaker, Eric Scott, Mazi Smith, John Stephens, Deuce Vaughn** and **Tyrus Wheat**.
- June 5..... Waived **Antonio Callway** and signed **Tyron Johnson**.
- June 7..... Signed **Ben Banogu**.
- June 9..... Waived **Takk McKinley**.
- July 6 ..... Signed **Brandon Aubrey**.
- July 25 ..... Placed **Jourdan Lewis** on Active/PUP and **Luke Schoonmaker** on Active/NFI, signed **Josh Butler**. Signed **Trevon Diggs** to a five-year extension.
- August 5 ... Signed **Malik Hooker** to a three-year extension.
- August 7 ... Released **Tristan Vizcaino** and activated **Luke Schoonmaker** from Active/NFI.
- August 26 . Acquired **Trey Lance** in a trade with San Francisco.
- August 29 . Released **Isaac Alarcon, Ben Banogu, Jose Barbon, Tyron Billy-Johnson, Quinton Bohanna, Earl Bostick, Myles Brooks, Josh Butler, Jabril Cox, Tyler Coyle, Jalen Cropper, Malik Davis, Dontario Drummond, Chuma Edoga, Princeton Fant, Matt Farniok, Simi Fehoko, C.J. Goodwin, Seth Green, Will Grier, Brock Hoffman, Dennis Houston, Malik Jefferson, Durrell Johnson, Isaiah Land, Alec Lindstrom, D'Angelo Mandell, Sean McKeon, Sheldrick Redwine, Trent Sieg, Alex Taylor-Prioleau** and **Tyrus Wheat**. Placed **Josh Ball, David Durden, DeMarvion Overshown** and **John Stephens** on Reserve/Injured. Traded **Kelvin Joseph** to Miami and acquired **Noah Igbinoghene**.
- August 30 . Signed **Tyron Billy-Johnson, Earl Bostick, Josh Butler, Jalen Cropper, Malik Davis, Princeton Fant, C.J. Goodwin, Brock Hoffman, Malik Jefferson, Durrell Johnson, Sean McKeon, Sheldrick Redwine, Alex Taylor-Prioleau** and **Tyrus Wheat** to the practice squad. Placed **Matt Waletzko** and **Nahshon Wright** on Reserve/Injured and signed **Chuma Edoga** and **Trent Sieg** to the active roster.
- August 31 . Signed **Sean Harlow** and **Willington Previlon** to the practice squad.
- Sept. 4 ..... Signed **Terence Steele** to a five-year extension.
- Sept. 18 .... Released **Ronald Jones**.
- Sept. 23 .... Placed **Trevon Diggs** on Reserve/Injured and signed **C.J. Goodwin** to the active roster.
- Sept. 27 .... Signed **Billy Price** to the practice squad.
- Sept. 28 .... Released **Devin Harper**.
- Sept. 30 .... Signed **Brock Hoffman** to the active roster.
- Oct. 3 ..... Signed **Mikel Jones** to the practice squad.
- Oct. 12 ..... Placed **Peyton Hendershot** on Reserve/Injured, signed **Sean Mckeon** to the active roster and signed **Rashaan Evans** to the practice squad. Designated **Nahshon Wright** for return to practice.
- Oct. 16 ..... Placed **C.J. Goodwin** and **Leighton Vander Esch** on Reserve/Injured, activated **Nahshon Wright** from Reserve/Injured and signed **Tyrus Wheat** to the active roster from the practice squad.
- Oct. 22 ..... Released **Mikel Jones** and **Alex Taylor-Prioleau**.
- Oct. 23 ..... Signed **Chris Glaser, Buddy Johnson, Adam Pankey** and **Eric Saubert** to the practice squad.
- Oct. 31 ..... Signed **Dakoda Shepley** to the practice squad.
- Nov. 8..... Signed **Martavis Bryant** to the practice squad.

## 2023 TRANSACTIONS BY PLAYER

**ALARCON, Isaac - T**  
 1/26..... Signed as a Reserve/Future  
 8/29..... Released

**AUBREY, Brandon - K**  
 7/6..... Signed

**BALL, Josh - G/T**  
 8/29..... Placed on Reserve/Injured

**BANOJU, Ben - DE**  
 6/7..... Signed  
 8/29..... Released

**BARBON, Jose - WR**  
 5/12..... Signed  
 8/29..... Released

**BASS, T.J. - G**  
 5/12..... Signed

**BILLY-JOHNSON, Tyron - WR**  
 6/5..... Signed  
 8/29..... Released  
 8/30..... Signed to practice squad

**BLASKO, Jeff**  
 2/24..... Named Run Game Coordinator/RB Coach

**BOSTICK, Earl - T**  
 5/12..... Signed  
 8/29..... Released  
 8/30..... Signed to practice squad

**BROOKS, Jalen - WR**  
 4/29..... Drafted in the seventh round

**BROOKS, Myles - CB**  
 5/12..... Signed  
 8/29..... Released

**BRYANT, Martavis - WR**  
 11/8..... Signed to practice squad

**BUTLER, Josh - CB**  
 7/25..... Signed  
 8/29..... Released  
 8/30..... Signed to practice squad

**CALLWAY, Antonio - WR**  
 1/25..... Signed as a Reserve/Future  
 6/5..... Released

**CHINYOUNG, Ramon**  
 2/24..... Named Quality Control/Asst. OL Coach

**COOKS, Brandin - WR**  
 3/18..... Acquired in trade with Houston

**COX, Jabril - LB**  
 8/29..... Released

**COYLE, Tyler - S**  
 1/24..... Signed as a Reserve/Future  
 8/29..... Released

**CROPPER, Jalen - WR**  
 5/12..... Signed  
 8/29..... Released  
 8/30..... Signed to practice squad

**DAVIS, Malik - RB**  
 8/29..... Released  
 8/30..... Signed to practice squad

**DIGGS, Trevon - CB**  
 7/25..... Signed a contract extension though 2027  
 9/23..... Placed on Reserve/Injured

**DOWDLE, Rico - RB**  
 3/21..... Signed

**DRUMMOND, Dontario - WR**  
 1/23..... Signed as a Reserve/Future  
 8/29..... Released

**DURDEN, David - WR**  
 5/12..... Signed  
 8/29..... Placed on Reserve/Injured

**EDOGA, Chuma - T**  
 3/21..... Signed  
 8/29..... Released  
 8/30..... Signed

**ELLIOTT, Ezekiel - RB**  
 3/15..... Released

**EVANS, Rashaan - LB**  
 10/12..... Signed to practice squad

**FANT, Princeton - TE**  
 5/12..... Signed  
 8/29..... Released  
 8/30..... Signed to practice squad

**FARNIOK, Matt - G**  
 8/29..... Released

**FEDER, Ryan**  
 2/24..... Named Game Management/Off. Assistant

**FEHOKO, Simi - WR**  
 8/29..... Released

**FEHOKO, Villiami - DE**  
 4/29..... Drafted in the fourth round

**FLOYD, Sharrif**  
 2/24..... Named Quality Control/Asst. DL Coach

**FWOLVER, Dante - DE**  
 3/22..... Signed

**GILMORE, Stephon - CB**  
 3/14..... Acquired in trade with Indianapolis

**GLASER, Chris - G**  
 4/29..... Signed to practice squad

**GOODWIN, C.J. - CB**  
 3/17..... Signed  
 8/29..... Released  
 8/30..... Signed to practice squad  
 9/23..... Signed  
 10/16..... Placed on Reserve/Injured

**GREEN, Seth - TE**  
 1/26..... Signed as a Reserve/Future  
 8/29..... Released

**GRIER, Will - QB**  
 8/29..... Released

**HANKINS, Johnathan - DT**  
 4/4..... Signed

**HARLOW, Sean - G**  
 8/31..... Signed to practice squad

**HARPER, Devin - LB**  
 9/28..... Released

**HARRIGER, Will**  
 2/24..... Named Quality Control/Off. Assistant

**HASLETT, Chase**  
 2/24..... Named Assistant Tight Ends Coach

**HENDERSHOT, Peyton - TE**  
 10/12..... Placed on Reserve/Injured

**HOFFMAN, Brock - C**  
 1/23..... Signed as a Reserve/Future  
 8/29..... Released  
 8/30..... Signed to practice squad  
 9/30..... Signed to active roster

**HOOKER, Malik - S**  
 8/5..... Signed a contract extension through 2025

**HOUSTON, Dennis - WR**  
 1/22..... Signed as a Reserve/Future  
 8/29..... Released

**IGBINOGHENE, Noah - CB**  
 8/29..... Acquired via trade

**JEFFERSON, Malik - LB**  
 2/8..... Signed as a Reserve/Future  
 8/29..... Released  
 8/30..... Signed to practice squad

**JOHNSON, Durrell - DE**  
 5/12..... Signed  
 8/29..... Released  
 8/30..... Signed to practice squad

**JONES, Buddy - LB**  
 10/23..... Signed to practice squad

**JONES, Mikel - LB**  
 10/3..... Signed to practice squad  
 10/22..... Released

**JONES, Ronald - RB**  
 3/21..... Signed  
 8/29..... Placed on Reserve/Suspended  
 9/18..... Released

**LANCE, Trey - QB**  
 8/26..... Acquired via trade

**LAND, Isaiah - LB**  
 5/12..... Signed  
 8/29..... Released

**LEWIS, Jourdan - CB**  
 7/25..... Placed on Active/PUP

**LINDSTROM, Alec - C**  
 1/23..... Signed as a Reserve/Future  
 8/29..... Released

**LUEPKE, Hunter - FB**  
 5/12..... Signed

**MANDELL, D'Angelo - CB**  
 5/12..... Signed  
 8/29..... Released

**MATTHEWS, Cannon**  
 2/24..... Named Asst. Defensive Backs Coach

**McKEON, Sean - TE**  
 8/29..... Released  
 8/30..... Signed to practice squad  
 10/12..... Signed to active roster

**McKINLEY, Takk - DE**  
 3/22..... Signed  
 6/9..... Released

**OHNEGIAN, Pete**  
 2/24..... Named Quality Control/Def. Assistant

**OVERSHOWN, DeMarvion - LB**  
 4/28..... Drafted in the third round  
 8/29..... Placed on Reserve/Injured

**PANKEY, Adam - G**  
 10/23..... Signed to practice squad

**POLLARD, Tony - RB**  
 3/6..... Designated franchise tag player  
 3/23..... Signed franchise tag

**PREVILON, Willington - DT**  
 8/31..... Signed to practice squad

**PRICE, Billy - C**  
 9/27..... Signed to practice squad

**REDWINE, Sheldrick - DB**  
 1/23..... Signed as a Reserve/Future  
 8/29..... Released  
 8/30..... Signed to practice squad

**RICHARDS, Asim - T**  
 4/29..... Drafted in the fifth round

**RUSH, Cooper- QB**  
 3/17..... Signed

**SAUBERT, Eric - TE**  
 10/23..... Signed to practice squad

**SCHOONMAKER, Luke - TE**  
 4/28..... Drafted in the second round  
 7/25..... Placed on Active/NFI  
 8/7..... Passed physical

**SCHOTTENHEIMER, Brian**  
 2/24..... Named Offensive Coordinator

**SCOTT, Eric - CB**  
 4/29..... Drafted in the sixth round

**SIEG, Trent - LS**  
 3/22..... Signed  
 8/29..... Released  
 8/30..... Signed

**SHEPLEY, Dakota - G**  
 10/31..... Signed to practice squad

**SMITH, Mazi - DT**  
 4/27..... Drafted in the first round

**SOLARI, Mike**  
 2/24..... Named Offensive Line Coach

**STEELE, Terence - T**  
 9/4..... Signed a five-year extension

**STEPHENS, John - TE**  
 5/12..... Signed  
 8/29..... Placed on Reserve/Injured

**TAYLOR-PRIOLEAU, Alex - T**  
 1/25..... Signed as a Reserve/Future  
 8/29..... Released  
 8/30..... Signed to practice squad  
 10/22..... Released

**THOMAS, Juanyeh - S**  
 1/23..... Signed as a Reserve/Future

**THOMPSON, Darian**  
 2/24..... Named Quality Control/Asst. LB Coach

**TOLZIEN, Scott**  
 2/24..... Named Quarterbacks Coach

**VANDER ESCH, Leighton - LB**  
 3/14..... Signed  
 10/16..... Placed on Reserve/Injured

**VAUGHN, Deuce - RB**  
 4/29..... Drafted in the sixth round



## 2022 TRANSACTIONS BY PLAYER, cont.

**VIZCAINO, Tristan - K**

2/22..... Signed

8/7..... Released

**WALETZKO, Matt - T**

8/30..... Placed on Reserve/Injured

**WHEAT, Tyrus - LB**

5/12..... Signed

8/29..... Released

8/30..... Signed to practice squad

10/16..... Signed to active roster

**WILSON, Donovan - S**

3/14..... Signed

**WRIGHT, Nahshon - CB**

8/30..... Placed on Reserve/Injured

10/12..... Designated for Return

10/16..... Activated from Reserve/Injured



# **TEAM AND INDIVIDUAL STATS**

# 2023 DALLAS COWBOYS STATISTICS

## WON 6, LOST 3

9/10	W	40-0	at N.Y. Giants	80,809
9/17	W	30-10	N.Y. Jets	93,689
9/24	L	16-28	at Arizona	62,915
10/1	W	38-3	New England	93,719
10/8	L	10-42	at San Francisco	71,617
10/16	W	20-17	at L.A. Chargers	70,240
10/29	W	43-20	L.A. Rams	93,448
11/5	L	23-28	at Philadelphia	69,879
11/12	W	49-17	N.Y. Giants	93,338

## 2023 TEAM STATISTICS

	DAL	OPP.
<b>FIRST DOWNS</b>	<b>203</b>	<b>150</b>
Rushing	62	51
Passing	121	74
Penalty	20	25
Third Down-Made/Att	59/125	37/113
Third Down Efficiency	47.2%	32.7%
Fourth Down-Made/Att	7/15	10/18
Fourth Down Efficiency	46.7%	55.6%
<b>TOTAL NET YARDS</b>	<b>3,412</b>	<b>2,476</b>
Avg. Per Game	379.1	275.1
Total Plays	602	519
Avg. Per Play	5.7	4.8
<b>NET YARDS RUSHING</b>	<b>1,061</b>	<b>982</b>
Avg. Per Game	117.9	109.1
Total Rushes	262	241
Avg. Per Rush	4.0	4.1
<b>NET YARDS PASSING</b>	<b>2,351</b>	<b>1,494</b>
Avg. Per Game	261.2	166.0
Sacked/Yards Lost	23/163	26/159
Gross Yards	2,514	1,653
Attempts/Completions	317/225	252/151
Pct. of Completion	71.0%	59.9%
Had Intercepted	7	10
<b>PUNTS/AVERAGE</b>	<b>25/49.8</b>	<b>40/47.6</b>
Net Punting Average	44.8	43.8
<b>PUNT RETURN/AVG.</b>	<b>15/5.8</b>	<b>13/8.2</b>
<b>KICKOFF RETURN/AVG.</b>	<b>12/22.9</b>	<b>2/32.0</b>
<b>INTERCEPTION RETURN/AVG.</b>	<b>10/15.6</b>	<b>7/14.1</b>
<b>PENALTIES/YARDS</b>	<b>69/544</b>	<b>56/472</b>
<b>FUMBLES/BALL LOST</b>	<b>8/3</b>	<b>11/4</b>
<b>TOUCHDOWNS</b>	<b>30</b>	<b>20</b>
Rushing	8	7
Passing	17	13
Returns	5	0
<b>EXTRA POINTS/ATTEMPTS</b>	<b>26/27</b>	<b>16/16</b>
<b>TWO POINT CONVERSION/ATT.</b>	<b>2/3</b>	<b>1/4</b>
<b>FIELD GOALS/ATTEMPTS</b>	<b>19/19</b>	<b>9/12</b>
<b>AVG. TIME OF POSSESSION</b>	<b>32:39</b>	<b>27:21</b>

## SCORE BY PERIODS

	Q1	Q2	Q3	Q4	OT	PTS
<b>TEAM</b>	74	103	39	53	0	269
<b>OPPONENTS</b>	36	49	39	41	0	165

## SCORING

	TD	RU	PA	RT	PAT	FG	2PT	S	PTS
B. Aubrey	0	0	0	0	26/27	19/19	0	0	83
C. Lamb	5	1	4	0	0/0	0/0	0	0	30
J. Ferguson	4	0	4	0	0/0	0/0	0	0	24
D. Bland	3	0	0	3	0/0	0/0	0	0	18
B. Cooks	3	0	3	0	0/0	0/0	0	0	18
K. Turpin	3	1	2	0	0/0	0/0	0	0	18
T. Pollard	2	2	0	0	0/0	0/0	1	0	14
R. Dowdle	2	1	1	0	0/0	0/0	0	0	12
D. Prescott	2	2	0	0	0/0	0/0	0	0	12
M. Gallup	1	0	1	0	0/0	0/0	0	0	6
N. Igbinoehene	1	0	0	1	0/0	0/0	0	0	6
H. Luepke	1	1	0	0	0/0	0/0	0	0	6
L. Schoonmaker	1	0	1	0	0/0	0/0	0	0	6
J. Tolbert	1	0	1	0	0/0	0/0	0	0	6
L. Vander Esch	1	0	0	1	0/0	0/0	0	0	6
C. Golston	0	0	0	0	0/0	0/0	1	0	2
S. Williams	0	0	0	0	0/0	0/0	0	1	2
<b>TEAM</b>	<b>30</b>	<b>8</b>	<b>17</b>	<b>5</b>	<b>26/27</b>	<b>19/19</b>	<b>2</b>	<b>1</b>	<b>269</b>
<b>OPPONENTS</b>	<b>20</b>	<b>7</b>	<b>13</b>	<b>0</b>	<b>16/16</b>	<b>9/12</b>	<b>1</b>	<b>0</b>	<b>165</b>

**2-Pt Conv:** C. Golston 1, T. Pollard 1, D. Prescott 0, **TM** 2-3, **OPP** 1-4

**SACKS:** M. Parsons 7.5, D. Armstrong 4.5, O. Odighizuwa 3.0, S. Williams 3.0, D. Lawrence 3.0, D. Fowler 2.0, N. Gallimore 1.0, C. Golston 1.0, J. Kearse 1.0, **TM** 26.0, **OPP** 23.0

**FUM/LOST:** C. Lamb 2/1, T. Pollard 2/1, J. Tolbert 1/1, K. Turpin 1/0, B. Cooks 1/0, D. Prescott 1/0, **TM** 8/3, **OPP** 11/4

PASSING	ATT	CMP	YDS	CMP%	YDS/ATT	TD	TD%	INT	INT%	LONG	SACK/LOST	RATING
D. Prescott	300	212	2,415	70.7	8.1	17	5.7	6	2.0	60	22/155	105.1
C. Rush	17	13	99	76.5	5.8	0	0.0	1	5.9	29	1/8	65.6
B. Anger	1	1	0	100.0	0.0	0	0.0	0	0.0	00	0/0	79.2
<b>TEAM</b>	<b>318</b>	<b>226</b>	<b>2,514</b>	<b>71.1</b>	<b>7.9</b>	<b>17</b>	<b>5.3</b>	<b>7</b>	<b>2.2</b>	<b>60</b>	<b>23.0/163</b>	<b>102.9</b>
<b>OPPONENTS</b>	<b>252</b>	<b>151</b>	<b>1,653</b>	<b>59.9</b>	<b>6.6</b>	<b>13</b>	<b>5.2</b>	<b>10</b>	<b>4.0</b>	<b>69</b>	<b>26.0/159</b>	<b>80.0</b>

RUSHING	NO.	YDS	AVG	LONG	TD
T. Pollard	135	529	3.9	31	2
R. Dowdle	47	212	4.5	21	1
D. Prescott	31	135	4.4	18t	2
K. Turpin	7	66	9.4	46	1
C. Lamb	5	47	9.4	14t	1
D. Vaughn	21	38	1.8	13	0
B. Cooks	3	23	7.7	14	0
H. Luepke	3	13	4.3	9	1
P. Hendershot	1	0	0.0	0	0
C. Rush	9	-2	-0.2	6	0
<b>TEAM</b>	<b>262</b>	<b>1,061</b>	<b>4.0</b>	<b>46</b>	<b>8</b>
<b>OPPONENTS</b>	<b>241</b>	<b>982</b>	<b>4.1</b>	<b>45t</b>	<b>7</b>

RECEIVING	NO.	YDS	AVG	LONG	TD
C. Lamb	68	975	14.3	49	4
J. Ferguson	36	354	9.8	40	4
M. Gallup	24	313	13.0	41t	1
B. Cooks	26	338	13.0	37	3
T. Pollard	29	190	6.6	60	0
J. Tolbert	12	122	10.2	32	1
K. Turpin	7	69	9.9	26t	2
L. Schoonmaker	3	14	4.7	13	1
R. Dowdle	7	57	8.1	17	1
D. Vaughn	6	30	5.0	11	0
J. Brooks	4	39	9.8	14	0
H. Luepke	2	10	5.0	12	0
P. Hendershot	1	3	3.0	3	0
S. McKeon	0	0	0.0	0	0
<b>TEAM</b>	<b>225</b>	<b>2,514</b>	<b>11.2</b>	<b>60</b>	<b>17</b>
<b>OPPONENTS</b>	<b>151</b>	<b>1,653</b>	<b>10.9</b>	<b>69</b>	<b>13</b>

INTERCEPTIONS	NO.	YDS	AVG	LONG	TD
D. Bland	5	116	23.2	54t	3
S. Gilmore	2	0	0.0	0	0
J. Kearse	1	32	32.0	32	0
T. Diggs	1	8	8.0	8	0
M. Hooker	1	0	0.0	0	0
<b>TEAM</b>	<b>10</b>	<b>156</b>	<b>15.6</b>	<b>54t</b>	<b>3</b>
<b>OPPONENTS</b>	<b>7</b>	<b>99</b>	<b>14.1</b>	<b>26</b>	<b>0</b>

PUNTING	NO.	YDS	AVG	NET	TB	IN	LG	B
B. Anger	25	1,246	49.8	44.8	1	10	57	0
<b>TEAM</b>	<b>25</b>	<b>1,246</b>	<b>49.8</b>	<b>44.8</b>	<b>1</b>	<b>10</b>	<b>57</b>	<b>0</b>
<b>OPPONENTS</b>	<b>40</b>	<b>1,902</b>	<b>47.6</b>	<b>43.8</b>	<b>1</b>	<b>10</b>	<b>62</b>	<b>1</b>

PUNT RETURNS	RET	FC	YDS	AVG	LONG	TD
K. Turpin	10	11	68	6.8	15	0
D. Vaughn	4	1	19	4.8	11	0
J. Tolbert	1	0	0	0.0	0	0
<b>TEAM</b>	<b>15</b>	<b>12</b>	<b>87</b>	<b>5.8</b>	<b>15</b>	<b>0</b>
<b>OPPONENTS</b>	<b>13</b>	<b>8</b>	<b>107</b>	<b>8.2</b>	<b>26</b>	<b>0</b>

KICKOFF RETURNS	NO.	YDS	AVG	LONG	TD
K. Turpin	6	190	31.7	63	0
R. Dowdle	5	85	17.0	31	0
H. Luepke	1	0	0.0	0	0
<b>TEAM</b>	<b>12</b>	<b>275</b>	<b>22.9</b>	<b>63</b>	<b>0</b>
<b>OPPONENTS</b>	<b>2</b>	<b>64</b>	<b>32.0</b>	<b>36</b>	<b>0</b>

FIELD GOALS	1-19	20-29	30-39	40-49	50+
B. Aubrey	0/0	8/8	6/6	1/1	4/4
<b>TEAM</b>	<b>0/0</b>	<b>8/8</b>	<b>6/6</b>	<b>1/1</b>	<b>4/4</b>
<b>OPPONENTS</b>	<b>0/0</b>	<b>2/2</b>	<b>3/4</b>	<b>3/4</b>	<b>1/2</b>

**B. Aubrey:** (21, 38) (35, 21, 55, 26, 30) (49, 27, 26) (23, 23, 33) (50) (32, 39) (58, 27) (51) ()

**OPP:** (45B, 36WL) (34) (39, 43, 62) (29, 52WR) () (24) (33, 47) () (40)



# 2023 DALLAS COWBOYS DEFENSIVE STATISTICS

RNK	PLAYER	TKL	AST	TOTAL	SACKS/YDS	TFL/YDS	QBPR	FR	FF	INT/YDS	PD
1.	Clark, Damone	38	22	60		2/-3	3				
2.	Bell, Markquese	31	17	48		1/-5	1		1		1
3.	Kearse, Jayron	28	12	40	1.0/-2	2/-7	4			1/32	3
4.	Bland, DaRon	27	9	36		1/-3	2			5/116	11
5.	Wilson, Donovan	24	12	36		1/-5	2				
6.	Hooker, Malik	20	16	36		1/-1			1	1/0	2
7.	Vander Esch, Leighton	18	17	35		1/-2	2	1			
8.	Gilmore, Stephon	28	5	33						2/0	9
9.	Odighizuwa, Osa	15	18	33	3.0/-18	3/-10	18				
10.	Parsons, Micah	14	13	27	7.5/-62	4/-9	48	1	1		2
11.	Lawrence, DeMarcus	13	12	25	3.0/-18	3/-7	27				2
12.	Hankins, Johnathan	9	13	22			1				2
13.	Lewis, Jourdan	12	7	19		1/-1		1	1		1
14.	Armstrong, Dorance	6	11	17	4.5/-19	1/-2	13				
15.	Golston, Chauncey	3	9	12	1.0/-9		7		1		
16.	Smith, Mazi	6	4	10		2/-5	2				
17.	Williams, Sam	4	5	9	3.0/-17		9		1		
18.	Gallimore, Neville	5	3	8	1.0/-6	1/-2	6				1
19.	Diggs, Trevon	4	2	6					1	1/8	3
	Thomas, Juanyeh	4	2	6			1				2
21.	Fowler, Dante	4	0	4	2.0/-8	2/-7	18		1		3
22.	Evans, Rashaan	2	1	3							
23.	Mukuamu, Israel	2	0	2				1			1
24.	Jefferson, Malik	1	1	2		1/-4					
25.	Goodwin, C.J.	0	2	2							
	Harper, Devin	0	2	2							
27.	Wheat, Tyrus	1	0	1							
	Wright, Nahshon	1	0	1							1

Ast=Assist, TFL=Tackle for a Loss, QBPR=Pressures, Int=Interception, FR=Fumble Recovery, FF=Forced Fumble, PD=Pass Defense

2023 COWBOYS SPECIAL TEAMS							
RNK	PLAYER	S	A	TOT	FF	FR	BL
1.	Goodwin, C.J.	3	0	3			
2.	Clark, Damone	2	0	2			
	Tolbert, Jalen	2	0	2			
4.	Luepke, Hunter	1	1	2			
5.	Anger, Bryan	1	0	1			
	Harper, Devin	1	0	1			
	Jefferson, Malik	1	0	1			
	Sieg, Trent	1	0	1			
	Williams, Sam	1	0	1			1
10.	Dowdle, Rico	0	1	1			
	McKeon, Sean	0	1	1			
	Mukuamu, Israel	0	1	1			
	Wright, Nahshon	0	1	1			
14.	Thomas, Juanyeh	0	0	0			1

DEFENSIVE STATS BY RANK								
PRESSURES		SACKS		TACKLES FOR LOSS		INTERCEPTIONS		
PLAYER	NO	PLAYER	NO	PLAYER	NO	PLAYER	NO	
1. M. Parsons	48	1. M. Parsons	7.5	1. M. Parsons	4	1. D. Bland	5	
2. D. Lawrence	27	2. D. Armstrong	4.5	2. D. Lawrence	3	2. S. Gilmore	2	
3. D. Fowler	18	3. D. Lawrence	3.0	O. Odighizuwa	3	3. T. Diggs	1	
	O. Odighizuwa	18	O. Odighizuwa	3.0	4. D. Clark	2	M. Hooker	1
5. D. Armstrong	13	S. Williams	3.0	D. Fowler	2	J. Kearse	1	
FORCED FUMBLES		FUMBLE RECOVERIES		PASSES DEFENSED				
PLAYER	NO	PLAYER	NO	PLAYER	NO			
1. M. Bell	1	1. J. Lewis	1	1. D. Bland	11			
T. Diggs	1	I. Mukuamu	1	2. S. Gilmore	9			
D. Fowler	1	M. Parsons	1	3. T. Diggs	3			
C. Golston	1	L. Vander Esch	1	D. Fowler	3			
M. Hooker	1			J. Kearse	3			

# 2023 TEAM STATS

## COWBOYS

	FIRST DOWNS			TOTAL OFF.			RUSHING			PASSING			INT BY DAL.		PUNTS		PUNT RETURNS		KO RETURNS		PEN.		FUM.		SCORING					T.O.P.											
	T	R	Pa	YDS	PLYS	AVG	YDS	ATT	AVG	YDS	SK/YD	ATT	NO	YDS	NO	AVG	NO	YDS	NO	YDS	NO	YDS	NO	YDS	NO	YDS	TD	TD	TD		TD	PAT	2PT	FG							
9/10 @ N.Y. Giants	14	6	5	171	65	2.6	108	28	3.9	63	7/47	30	2	0	3	53.3	1	7	0	0	0	0	6	72	5/1	0	0	0	0	0	0	0	0	0	0						
9/17 N.Y. JETS	12	4	6	215	46	4.7	64	16	4.0	151	3/19	27	3	0	0	5.482	1	7	2	0	0	0	8	29	5/1	1	0	1	0	1/1	0/0	1/1	5/5	42/15							
9/24 @ Arizona	20	8	8	400	53	7.5	222	30	7.4	178	2/11	21	17	0	0	2.47	2	19	0	0	1	28	8	69	0/0	3	2	1	0	1/1	0/2	3/3	25/27	17/45							
10/1 NEW ENGLAND	10	2	8	253	55	4.6	53	23	2.3	200	2/7	30	16	2	0	5.450	1	-2	1	0	0	0	6	50	1/1	0	0	0	0	0	0	0	0	0	0						
10/8 @ San Francisco	25	10	25	421	67	6.3	170	41	4.1	251	1/2	25	25	18	3	4.468	4	39	1	0	0	0	6	45	1/1	6	2	4	0	1/1	0/0	0/0	0/0	37/05							
10/16 @ LA Chargers	18	2	12	272	61	4.5	53	23	2.3	219	1/8	37	22	1	0	5.408	2	38	1	0	0	0	9	79	0/0	2	0	2	0	2/2	0/0	1/1	30/08								
10/29 LA RAMS	15	5	8	280	58	4.8	92	24	3.8	188	2/16	32	18	1	1	5.366	1	-5	1	0	0	0	4	25	2	1	1	0	0/0	1/2	2/2	24/32									
11/5 @ Philadelphia	20	7	10	292	59	4.9	109	33	3.3	183	3/24	23	17	0	0	5.518	1	4	1	0	0	0	10	98	3/0	4	2	2	0	4/4	0/0	0/0	30/18								
11/12 N.Y. GIANTS	16	7	5	172	55	3.1	111	23	4.8	61	5/25	27	14	1	2	7.500	0	0	1	0	1	36	2	5	0/0	2	0	2	0	2/2	0/0	1/1	22/39								
11/19 @ Carolina																																									
11/23 WASHINGTON																																									
12/10 PHILADELPHIA																																									
12/17 @ Buffalo																																									
12/24 @ Miami																																									
12/30 DETROIT																																									
1/7/23 @ Washington																																									
<b>2023 Totals</b>	<b>203</b>	<b>62</b>	<b>121</b>	<b>20</b>	<b>3412</b>	<b>602</b>	<b>1061</b>	<b>262</b>	<b>4.0</b>	<b>2351</b>	<b>23</b>	<b>163</b>	<b>317</b>	<b>225</b>	<b>7</b>	<b>10</b>	<b>156</b>	<b>12</b>	<b>25</b>	<b>49.9</b>	<b>15</b>	<b>87</b>	<b>12</b>	<b>0</b>	<b>12</b>	<b>285</b>	<b>0</b>	<b>69</b>	<b>-</b>	<b>544</b>	<b>6/2</b>	<b>30</b>	<b>8</b>	<b>17</b>	<b>5</b>	<b>26/27</b>	<b>2/3</b>	<b>19</b>	<b>1/1</b>	<b>32</b>	<b>40</b>

**SEASON TOTAL**  
59 / 125 47.2%

3rd DOWN EFFICIENCY  
9/10 @ N.Y. Giants 6/13 46.2%  
9/17 N.Y. JETS 9/18 50.0%  
9/24 @ Arizona 9/16 50.0%  
10/1 NEW ENGLAND 8/15 53.3%  
10/8 @ San Francisco 4/11 36.4%

10/16 @ LA Chargers 5/13 38.5%  
10/29 LA RAMS 6/12 50.0%  
11/5 @ Philadelphia 6/15 40.0%  
11/12 N.Y. GIANTS 6/12 50.0%

11/19 @ Carolina 12/17 @ Buffalo  
11/23 WASHINGTON 12/24 @ Miami  
12/10 SEATTLE 12/30 DETROIT  
12/10 PHILADELPHIA 1/7/23 @ Washington

## OPPONENTS

	FIRST DOWNS			TOTAL OFF.			RUSHING			PASSING			INT BY OPP.		PUNTS		PUNT RETURNS		KO RETURNS		PEN.		FUM.		SCORING					T.O.P.										
	T	R	Pa	YDS	PLYS	AVG	YDS	ATT	AVG	YDS	SK/YD	ATT	NO	YDS	NO	AVG	NO	YDS	NO	YDS	NO	YDS	NO	YDS	NO	YDS	TD	TD	TD		TD	PAT	2PT	FG						
9/10 @ N.Y. Giants	14	6	5	171	65	2.6	108	28	3.9	63	7/47	30	17	2	0	3.533	1	7	0	0	0	0	6	72	5/1	0	0	0	0	0	0	0	0	0	0					
9/17 N.Y. JETS	12	4	6	215	46	4.7	64	16	4.0	151	3/19	27	12	3	0	5.482	1	7	2	0	0	0	8	29	5/1	1	0	1	0	1/1	0/0	1/1	5/5	42/15						
9/24 @ Arizona	20	8	8	400	53	7.5	222	30	7.4	178	2/11	21	17	0	0	2.47	2	19	0	0	1	28	8	69	0/0	3	2	1	0	1/1	0/2	3/3	25/27	17/45						
10/1 NEW ENGLAND	10	2	8	253	55	4.6	53	23	2.3	200	2/7	30	16	2	0	5.450	1	-2	1	0	0	0	6	50	1/1	0	0	0	0	0	0	0	0	0	0					
10/8 @ San Francisco	25	10	25	421	67	6.3	170	41	4.1	251	1/2	25	25	18	3	4.468	4	39	1	0	0	0	6	45	1/1	6	2	4	0	1/1	0/0	0/0	0/0	37/05						
10/16 @ LA Chargers	18	2	12	272	61	4.5	53	23	2.3	219	1/8	37	22	1	0	5.408	2	38	1	0	0	0	9	79	0/0	2	0	2	0	2/2	0/0	1/1	30/08							
10/29 LA RAMS	15	5	8	280	58	4.8	92	24	3.8	188	2/16	32	18	1	1	5.366	1	-5	1	0	0	0	4	25	2	1	1	0	0/0	1/2	2/2	24/32								
11/5 @ Philadelphia	20	7	10	292	59	4.9	109	33	3.3	183	3/24	23	17	0	0	5.518	1	4	1	0	0	0	10	98	3/0	4	2	2	0	4/4	0/0	0/0	30/18							
11/12 N.Y. GIANTS	16	7	5	172	55	3.1	111	23	4.8	61	5/25	27	14	1	2	7.500	0	0	1	0	1	36	2	5	0/0	2	0	2	0	2/2	0/0	1/1	22/39							
11/19 @ Carolina																																								
11/23 WASHINGTON																																								
12/10 PHILADELPHIA																																								
12/17 @ Buffalo																																								
12/24 @ Miami																																								
12/30 DETROIT																																								
1/7/23 @ Washington																																								
<b>2023 Totals</b>	<b>150</b>	<b>51</b>	<b>87</b>	<b>2476</b>	<b>519</b>	<b>4.8</b>	<b>982</b>	<b>241</b>	<b>4.1</b>	<b>1494</b>	<b>20</b>	<b>159</b>	<b>252</b>	<b>151</b>	<b>10</b>	<b>7</b>	<b>99</b>	<b>0</b>	<b>41</b>	<b>-</b>	<b>46.4</b>	<b>13</b>	<b>107</b>	<b>8</b>	<b>0</b>	<b>2</b>	<b>64</b>	<b>0</b>	<b>56</b>	<b>-</b>	<b>472</b>	<b>11/4</b>	<b>20</b>	<b>7</b>	<b>13</b>	<b>0</b>	<b>16/16</b>	<b>1/4</b>	<b>9</b>	<b>10</b>

**SEASON TOTAL**  
37 / 113 32.7%

3rd DOWN EFFICIENCY  
9/10 @ N.Y. Giants 5/16 31.3%  
9/17 N.Y. JETS 1/10 10.0%  
9/24 @ Arizona 5/10 50.0%  
10/1 NEW ENGLAND 4/13 30.8%  
10/8 @ San Francisco 6/11 54.5%

10/16 @ LA Chargers 5/14 35.7%  
10/29 LA RAMS 4/13 30.8%  
11/5 @ Philadelphia 7/14 50.0%  
11/12 N.Y. GIANTS 0/12 0.0%

11/19 @ Carolina 12/17 @ Buffalo  
11/23 WASHINGTON 12/24 @ Miami  
12/10 SEATTLE 12/30 DETROIT  
12/10 PHILADELPHIA 1/7/23 @ Washington

## TEAM GAME-BY-GAME SCORING

DATE	OPPONENT	W/L/T	COWBOYS						OPPONENTS						POINT DIFF	OVERALL RECORD
			1ST	2ND	3RD	4TH	OT	TOTAL	1ST	2ND	3RD	4TH	OT	TOTAL		
9/10	at N.Y. Giants	W	16	10	7	7	--	40	0	0	0	0	--	0	+40	1-0
9/17	N.Y. Jets	W	7	11	6	6	--	30	0	10	0	0	--	10	+20	2-0
9/24	at Arizona	L	3	7	3	3	--	16	9	12	0	7	--	28	-12	2-1
10/1	New England	W	10	18	3	7	--	38	3	0	0	0	--	3	+35	3-1
10/8	at San Francisco	L	0	7	3	0	--	10	7	14	7	14	--	42	-32	3-2
10/16	at L.A. Chargers	W	7	3	0	10	--	20	7	0	3	7	--	17	+3	4-2
10/29	L.A. Rams	W	17	16	3	7	--	43	3	6	8	3	--	20	+23	5-2
11/5	at Philadelphia	L	7	10	0	6	--	23	7	7	14	0	--	28	-5	5-3
11/12	N.Y. Giants	W	7	21	14	7	--	49	0	0	7	10	--	17	+32	6-3
11/19	at Carolina															
11/23	Washington															
11/30	Seattle															
12/10	Philadelphia															
12/17	at Buffalo															
12/24	at Miami															
12/30	Detroit															
1/7	at Washington															
<b>2023 TOTALS</b>		<b>6-3</b>	<b>74</b>	<b>103</b>	<b>39</b>	<b>53</b>	<b>--</b>	<b>269</b>	<b>36</b>	<b>49</b>	<b>39</b>	<b>41</b>	<b>--</b>	<b>165</b>	<b>104</b>	<b>6-3</b>
<b>AVG/GAME</b>			<b>8.2</b>	<b>11.4</b>	<b>4.3</b>	<b>5.9</b>	<b>--</b>	<b>29.9</b>	<b>4.0</b>	<b>5.4</b>	<b>4.3</b>	<b>4.6</b>	<b>--</b>	<b>18.3</b>	<b>11.6</b>	





# GAME-BY-GAME PLAYER PARTICIPATION

	AT NYG	NYJ	AT ARI	NE	AT SF	AT LAC	LAR	AT PHI	NYG									GP	GS	DNP	I
PLAYERS	9/10	9/17	9/24	10/1	10/8	10/16	10/29	11/5	11/12	11/19	11/23	11/30	12/10	12/17	12/24	12/30	1/7				
Bryan Anger	P	P	P	P	P	P	P	P	P	-	-	-	-	-	-	-	-	9	0	0	0
Dorance Armstrong	P	P	P	P	P	P	P	P	P	-	-	-	-	-	-	-	-	9	0	0	0
Brandon Aubrey	P	P	P	P	P	P	P	P	P	-	-	-	-	-	-	-	-	9	0	0	0
Josh Ball	IR	IR	IR	IR	IR	IR	IR	IR	IR	-	-	-	-	-	-	-	-	0	0	0	0
T.J. Bass	P	P	RG	P	P	P	P	P	P	-	-	-	-	-	-	-	-	9	1	0	0
Markquese Bell	P	P	P	P	P	LB	LB	LB	P	-	-	-	-	-	-	-	-	9	3	0	0
Tyler Biadasz	C	C	I	C	C	C	C	C	C	-	-	-	-	-	-	-	-	8	8	0	1
Tyron Billy-Johnson	PS	PS	PS	PS	PS	PS	PS	PS	PS	-	-	-	-	-	-	-	-	0	0	0	0
DaRon Bland	P	P	CB	CB	CB	CB	CB	CB	CB	-	-	-	-	-	-	-	-	9	7	0	0
Earl Bostick	PS	PS	PS	PS	PS	PS	PS	PS	PS	-	-	-	-	-	-	-	-	0	0	0	0
Jalen Brooks	D	P	D	D	D	P	D	D	P	-	-	-	-	-	-	-	-	3	0	0	6
Martavis Bryant	^	^	^	^	^	^	^	^	PS	-	-	-	-	-	-	-	-	0	0	0	0
Josh Butler	PS	PS	PS	PS	PS	PS	PS	PS	PS	-	-	-	-	-	-	-	-	0	0	0	0
Damone Clark	LB	LB	LB	LB	LB	LB	LB	LB	LB	-	-	-	-	-	-	-	-	9	9	0	0
Brandin Cooks	WR	I	WR	WR	WR	WR	WR	P	WR	-	-	-	-	-	-	-	-	8	7	0	1
Jalen Cropper	PS	PS	PS	PS	PS	PS	PS	PS	PS	-	-	-	-	-	-	-	-	0	0	0	0
Malik Davis	PS	PS	PS	PS	PS	P	PS	PS	PS	-	-	-	-	-	-	-	-	1	0	0	0
Trevon Diggs	CB	CB	IR	IR	IR	IR	IR	IR	IR	-	-	-	-	-	-	-	-	2	2	0	0
Rico Dowdle	P	P	P	P	P	P	P	P	P	-	-	-	-	-	-	-	-	9	0	0	0
David Durden	IR	IR	IR	IR	IR	IR	IR	IR	IR	-	-	-	-	-	-	-	-	0	0	0	0
Chuma Edoga	LG	LG	LT	LT	P	P	LT	P	P	-	-	-	-	-	-	-	-	9	5	0	0
Rashaan Evans	^	^	^	^	^	PS	P	P	LB	-	-	-	-	-	-	-	-	3	1	0	0
Princeton Fant	PS	PS	PS	PS	PS	PS	PS	PS	PS	-	-	-	-	-	-	-	-	0	0	0	0
Viliami Fehoko	D	D	D	D	D	D	D	D	D	-	-	-	-	-	-	-	-	0	0	0	9
Jake Ferguson	TE	TE	TE	TE	P	TE	TE	TE	TE	-	-	-	-	-	-	-	-	9	8	0	0
Dante Fowler	P	P	P	P	P	P	P	P	P	-	-	-	-	-	-	-	-	9	0	0	0
Neville Gallimore	P	P	P	P	P	P	P	P	P	-	-	-	-	-	-	-	-	9	0	0	0
Michael Gallup	WR	WR	WR	WR	WR	WR	WR	WR	P	-	-	-	-	-	-	-	-	9	8	0	0
Stephon Gilmore	CB	CB	CB	CB	CB	CB	CB	CB	CB	-	-	-	-	-	-	-	-	9	9	0	0
Chauncey Golston	P	DE	P	DE	P	P	P	P	DE	-	-	-	-	-	-	-	-	9	3	0	0
C.J. Goodwin	P	P	P	P	P	IR	IR	IR	IR	-	-	-	-	-	-	-	-	5	0	0	0
Johnathan Hankins	DT	DT	DT	DT	DT	DT	DT	DT	DT	-	-	-	-	-	-	-	-	9	9	0	0
Sean Harlow	PS	PS	P	PS	PS	PS	^	^	^	-	-	-	-	-	-	-	-	1	0	0	0
Devin Harper	P	P	P	^	^	^	^	^	^	-	-	-	-	-	-	-	-	3	0	0	0
Peyton Hendershot	P	P	P	I	I	IR	IR	IR	IR	-	-	-	-	-	-	-	-	3	0	0	2
Brock Hoffman	P	P	C	P	P	P	P	P	P	-	-	-	-	-	-	-	-	9	1	0	0
Malik Hooker	S	S	S	S	S	S	S	S	S	-	-	-	-	-	-	-	-	9	9	0	0
Noah Igbinoghene	P	D	P	P	P	D	D	D	D	-	-	-	-	-	-	-	-	4	0	0	5
Malik Jefferson	PS	PS	PS	P	P	P	PS	PS	PS	-	-	-	-	-	-	-	-	3	0	0	0
Durrell Johnson	PS	PS	PS	PS	PS	PS	PS	PS	PS	-	-	-	-	-	-	-	-	0	0	0	0
Mikel Jones	^	^	^	^	PS	PS	^	^	^	-	-	-	-	-	-	-	-	0	0	0	0
Ronald Jones	R/SUS	R/SUS	^	^	^	^	^	^	^	-	-	-	-	-	-	-	-	0	0	0	0
Jayron Kearse	S	S	S	S	S	S	S	P	P	-	-	-	-	-	-	-	-	9	7	0	0
CeeDee Lamb	WR	WR	WR	WR	WR	WR	WR	WR	WR	-	-	-	-	-	-	-	-	9	9	0	0
Trey Lance	I-QB3	I-QB3	I-QB3	I-QB3	I-QB3	I-QB3	I-QB3	I-QB3	I-QB3	-	-	-	-	-	-	-	-	0	0	0	9
DeMarcus Lawrence	DE	DE	DE	DE	DE	DE	DE	DE	DE	-	-	-	-	-	-	-	-	9	9	0	0
Jourdan Lewis	I	P	P	P	P	P	NCB	NCB	P	-	-	-	-	-	-	-	-	8	2	0	1
Hunter Luepke	P	P	P	P	P	P	P	P	P	-	-	-	-	-	-	-	-	9	0	0	0
Zack Martin	RG	RG	I	RG	RG	RG	RG	RG	RG	-	-	-	-	-	-	-	-	8	8	0	1
Sean McKeon	PS	PS	PS	P	P	P	P	P	P	-	-	-	-	-	-	-	-	6	0	0	0
Israel Mukuamu	P	P	D	D	D	P	P	P	P	-	-	-	-	-	-	-	-	6	0	0	3
Osa Odighizuwa	DT	DT	DT	DT	DT	DT	DT	DT	DT	-	-	-	-	-	-	-	-	9	9	0	0
DeMarvin Oshroyn	IR	IR	IR	IR	IR	IR	IR	IR	IR	-	-	-	-	-	-	-	-	0	0	0	0
Adam Pankey	^	^	^	^	^	^	^	PS	PS	-	-	-	-	-	-	-	-	0	0	0	0
Micah Parsons	DE	LB	DE	LB	DE	DE	DE	DE	LB	-	-	-	-	-	-	-	-	9	9	0	0
Tony Pollard	RB	RB	RB	RB	RB	RB	RB	RB	RB	-	-	-	-	-	-	-	-	9	9	0	0
Dak Prescott	QB	QB	QB	QB	QB	QB	QB	QB	QB	-	-	-	-	-	-	-	-	9	9	0	0
Willington Previlon	PS	PS	PS	PS	PS	PS	PS	PS	PS	-	-	-	-	-	-	-	-	0	0	0	0
Billy Price	^	^	^	PS	PS	PS	PS	PS	PS	-	-	-	-	-	-	-	-	0	0	0	0
Sheldrick Redwine	PS	PS	PS	PS	PS	PS	PS	PS	PS	-	-	-	-	-	-	-	-	0	0	0	0
Asim Richards	P	P	P	P	D	D	P	P	D	-	-	-	-	-	-	-	-	6	0	0	3
Cooper Rush	P	DNP	DNP	P	P	DNP	P	DNP	P	-	-	-	-	-	-	-	-	5	0	4	0
Eric Saubert	^	^	^	^	^	^	P	^	^	-	-	-	-	-	-	-	-	1	0	0	0
Luke Schoonmaker	P	P	P	P	P	P	P	P	P	-	-	-	-	-	-	-	-	9	0	0	0
Eric Scott	D	D	D	D	D	D	D	D	D	-	-	-	-	-	-	-	-	0	0	0	9
Dakoda Shepley	A	A	^	^	^	^	^	PS	PS	-	-	-	-	-	-	-	-	0	0	0	0
Trent Sieg	P	P	P	P	P	P	P	P	P	-	-	-	-	-	-	-	-	9	0	0	0
Mazi Smith	P	P	P	P	P	P	P	P	P	-	-	-	-	-	-	-	-	9	0	0	0
Tyler Smith	I	I	LG	LG	LG	LG	LG	LG	LG	-	-	-	-	-	-	-	-	7	7	0	2
Tyron Smith	LT	LT	DNP	I	LT	LT	I	LT	LT	-	-	-	-	-	-	-	-	6	6	1	2
Terence Steele	RT	RT	RT	RT	RT	RT	RT	RT	RT	-	-	-	-	-	-	-	-	9	9	0	0
John Stephens	IR	IR	IR	IR	IR	IR	IR	IR	IR	-	-	-	-	-	-	-	-	0	0	0	0
Alex Taylor-Pringleau	PS	PS	PS	PS	PS	PS	^	^	^	-	-	-	-	-	-	-	-	0	0	0	0
Juaney Thomas	S	P	P	P	P	I	P	P	P	-	-	-	-	-	-	-	-	8	1	0	1
Jalen Tolbert	P	WR	P	P	WR	P	P	WR	WR	-	-	-	-	-	-	-	-	9	4	0	0
KaVontae Turpin	P	P	P	P	P	P	P	P	I	-	-	-	-	-	-	-	-	8	0	0	1
Leighton Vander Esch	LB	LB	LB	LB	LB	IR	IR	IR	IR	-	-	-	-	-	-	-	-	5	5	0	0
Deuce Vaughn	P	P	P	P	P	D	D	D	P	-	-	-	-	-	-	-	-	6	0	0	3
Matt Waletzko	IR	IR	IR	IR	IR	IR	IR	IR	IR	-	-	-	-	-	-	-	-	0	0	0	0
Tyrus Wheat	PS	PS	PS	PS	PS	P	P	P	P	-	-	-	-	-	-	-	-	4	0	0	0
Sam Williams	P	P	P	P	P	P	P	P	P	-	-	-	-	-	-	-	-	9	0	0	0
Donovan Wilson	I	I	S	P	S	S	P	S	S	-	-	-	-	-	-	-	-	7	5	0	2
Nahshon Wright	IR	IR	IR	IR	IR	P	P	P	P	-	-	-	-	-	-	-	-	4	0	0	0

LEGEND: Position abbreviation indicated start, P=Played, D=Inactive, I=Inactive/Injured, I-QB3=Inactive - QB3, DNP=Did Not Play, PS=Practice Squad, IR=Reserve/Injured, R/SUS=Reserve/Suspended, A=Not on Roster, ^=With Other Team

## 2023/2022 STATISTICAL COMPARISON

COWBOYS OFFENSE	2023	2022	DIFFERENCE
Wins	6	6	0
Losses	3	3	0
Points Scored	269	211	<b>58</b>
Touchdowns	30	24	<b>6</b>
Field Goals Made	19	15	<b>4</b>
Field Goals Attempted	19	17	<b>2</b>
Field Goal Percentage	100.0%	88.2%	<b>11.8%</b>
Third Down Efficiency	47.2%	37.2%	<b>10.0%</b>
Net Yards per Game	379.1	333.1	<b>46.0</b>
<i>NFL Rank -- Net Yds. per Game</i>	4	19	<b>-15</b>
Average Plays per Game	66.9	61.4	<b>5.4</b>
Average Yards per Play	5.7	5.4	<b>0.2</b>
Rushing Yards per Game	117.9	134.6	<b>-16.7</b>
<i>NFL Rank -- Rush Yds. per Game</i>	10	8	<b>2</b>
Average Yards per Rush	4.0	4.7	<b>-0.7</b>
Rushing Attempts per Game	29.1	28.4	<b>0.7</b>
Rushing Touchdowns	8	11	<b>-3</b>
Net Passing Yards per Game	261.2	198.6	<b>62.7</b>
<i>NFL Rank -- Net Pass Yds. per Game</i>	7	24	<b>-17</b>
Yards per Pass Attempt	7.9	6.6	<b>1.3</b>
Passing Attempts	317	283	<b>34</b>
Passing Completions	225	171	<b>54</b>
Completion Percentage	71.0%	60.4%	<b>10.6%</b>
Passing Touchdowns	17	11	<b>6</b>
Interceptions Thrown	7	7	0
Sacks Allowed	23	14	<b>9</b>
Fumbles	8	6	<b>2</b>
Fumbles Lost	3	2	<b>1</b>
Penalties	69	64	<b>5</b>
Penalty Yards	544	501	<b>43</b>
Gross Punting Average	49.8	48.6	<b>1.3</b>
Net Punting Average	45.6	41.0	<b>4.5</b>
Punt Return Average	5.8	13.5	<b>-7.7</b>
Kickoff Return Average	22.9	23.6	<b>-0.7</b>

COWBOYS DEFENSE (OPPONENT)	2023	2022	DIFFERENCE
Points Allowed	165	164	<b>1</b>
Total Touchdowns Allowed	20	16	<b>4</b>
Field Goals Made	9	18	<b>-9</b>
Field Goals Attempted	12	22	<b>-10</b>
Field Goal Percentage	75.0%	81.8%	<b>-6.8%</b>
Third Down Efficiency	32.7%	36.8%	<b>-4.1%</b>
Net Yards per Game	275.1	324.8	<b>-49.7</b>
<i>NFL Rank -- Net Yds. per Game</i>	3	12	<b>-9</b>
Average Plays per Game	57.7	65.2	<b>-7.6</b>
Average Yards per Play	4.8	5.0	<b>-0.2</b>
Rushing Yards per Game	109.1	143.1	<b>-34.0</b>
<i>NFL Rank -- Rush Yds. per Game</i>	15	28	<b>-13</b>
Average Yards per Rush	4.1	4.8	<b>-0.7</b>
Rushing Attempts per Game	26.8	30.1	<b>-3.3</b>
Rushing Touchdowns Allowed	7	5	<b>2</b>
Net Passing Yards per Game	166.0	181.7	<b>-15.7</b>
<i>NFL Rank -- Net Pass Yds. per Game</i>	2	4	<b>-2</b>
Yards per Pass Attempt	6.6	6.6	<b>-0.1</b>
Passing Attempts	252	281	<b>-29</b>
Passing Completions	151	184	<b>-33</b>
Completion Percentage	59.9%	65.5%	<b>-5.6%</b>
Passing Touchdowns Allowed	13	11	<b>2</b>
Interceptions	10	7	<b>3</b>
Sacks	26	35	<b>-9</b>
Fumbles Caused	11	14	<b>-3</b>
Fumbles Recovered	4	8	<b>-4</b>
Penalties	56	56	0
Penalty Yards	472	432	<b>40</b>
Gross Punting Average	46.4	45.0	<b>1.4</b>
Net Punting Average	42.3	39.1	<b>3.1</b>
Punt Return Average	8.2	8.0	<b>0.2</b>
Kickoff Return Average	32.0	20.4	<b>11.6</b>

**Bold indicates Cowboys improvement**



# GAME-BY-GAME STARTERS AND INACTIVES

## 2023 REGULAR SEASON

### OFFENSE

DATE	OPPONENT	WR	LT	LG	C	RG	RT	TE	WR	WR	WR	QB	RB
9/10	at N.Y. Giants	B. Cooks	T. Smith	C. Edoga	T. Biadasz	Z. Martin	T. Steele	J. Ferguson		M. Gallup	C. Lamb	D. Prescott	T. Pollard
9/17	N.Y. Jets	M. Gallup	T. Smith	C. Edoga	T. Biadasz	Z. Martin	T. Steele	J. Ferguson		J. Tolbert	C. Lamb	D. Prescott	T. Pollard
9/24	at Arizona	B. Cooks	C. Edoga	T. Smith	B. Hoffman	<u>T. Bass</u>	T. Steele	J. Ferguson		M. Gallup	C. Lamb	D. Prescott	T. Pollard
10/1	New England	B. Cooks	C. Edoga	T. Smith	T. Biadasz	Z. Martin	T. Steele	J. Ferguson		M. Gallup	C. Lamb	D. Prescott	T. Pollard
10/8	at San Francisco	B. Cooks	T. Smith	T. Smith	T. Biadasz	Z. Martin	T. Steele		J. Tolbert	M. Gallup	C. Lamb	D. Prescott	T. Pollard
10/16	at L.A. Chargers	B. Cooks	T. Smith	T. Smith	T. Biadasz	Z. Martin	T. Steele	J. Ferguson		M. Gallup	C. Lamb	D. Prescott	T. Pollard
10/29	L.A. Rams	B. Cooks	C. Edoga	T. Smith	T. Biadasz	Z. Martin	T. Steele	J. Ferguson		M. Gallup	C. Lamb	D. Prescott	T. Pollard
11/5	at Philadelphia	M. Gallup	T. Smith	T. Smith	T. Biadasz	Z. Martin	T. Steele	J. Ferguson		J. Tolbert	C. Lamb	D. Prescott	T. Pollard
11/12	N.Y. Giants	B. Cooks	T. Smith	T. Smith	T. Biadasz	Z. Martin	T. Steele	J. Ferguson		J. Tolbert	C. Lamb	D. Prescott	T. Pollard
11/19	at Carolina												
11/23	Washington												
11/30	Seattle												
12/10	Philadelphia												
12/17	at Buffalo												
12/24	at Miami												
12/30	Detroit												
1/7	at Washington												

## 2023 REGULAR SEASON

### DEFENSE

DATE	OPPONENT	DE	DT	DT	DE	LB	LB	LB	CB	NCB	CB	S	S	S
9/10	at N.Y. Giants	D. Lawrence	J. Hankins	O. Odighizuwa	M. Parsons	L. Vander Esch	D. Clark		S. Gilmore		T. Diggs	J. Kearsse	M. Hooker	J. Thomas
9/17	N.Y. Jets	D. Lawrence	J. Hankins	O. Odighizuwa	C. Golston	L. Vander Esch	D. Clark	M. Parsons	S. Gilmore		T. Diggs	J. Kearsse	M. Hooker	
9/24	at Arizona	D. Lawrence	J. Hankins	O. Odighizuwa	M. Parsons	L. Vander Esch	D. Clark		S. Gilmore		D. Bland	J. Kearsse	M. Hooker	D. Wilson
10/1	New England	D. Lawrence	J. Hankins	O. Odighizuwa	C. Golston	L. Vander Esch	D. Clark	M. Parsons	S. Gilmore		D. Bland	J. Kearsse	M. Hooker	
10/8	at San Francisco	D. Lawrence	J. Hankins	O. Odighizuwa	M. Parsons	L. Vander Esch	D. Clark		S. Gilmore		D. Bland	J. Kearsse	M. Hooker	D. Wilson
10/16	at L.A. Chargers	D. Lawrence	J. Hankins	O. Odighizuwa	M. Parsons	M. Bell	D. Clark		S. Gilmore		D. Bland	J. Kearsse	M. Hooker	D. Wilson
10/29	L.A. Rams	D. Lawrence	J. Hankins	O. Odighizuwa	M. Parsons	M. Bell	D. Clark		S. Gilmore	J. Lewis	D. Bland	J. Kearsse	M. Hooker	
11/5	at Philadelphia	D. Lawrence	J. Hankins	O. Odighizuwa	M. Parsons	M. Bell	D. Clark		S. Gilmore	J. Lewis	D. Bland	D. Wilson	M. Hooker	
11/12	N.Y. Giants	D. Lawrence	J. Hankins	O. Odighizuwa	C. Golston	R. Evans	D. Clark	M. Parsons	S. Gilmore		D. Bland	D. Wilson	M. Hooker	
11/19	at Carolina													
11/23	Washington													
11/30	Seattle													
12/10	Philadelphia													
12/17	at Buffalo													
12/24	at Miami													
12/30	Detroit													
1/7	at Washington													

Rookies underlined.

## 2023 REGULAR SEASON INACTIVES

DATE	OPPONENT	1	2	3	4	5	6	7
9/10	at N.Y. Giants	<u>J. Brooks</u>	<u>V. Fehoko</u>	T. Lance-*	J. Lewis-I	<u>E. Scott</u>	Tyler Smith-I	D. Wilson-I
9/17	N.Y. Jets	B. Cooks-I	<u>V. Fehoko</u>	N. Igbinoghene	T. Lance-*	<u>E. Scott</u>	Tyler Smith-I	D. Wilson-I
9/24	at Arizona	T. Biadasz-I	<u>J. Brooks</u>	<u>V. Fehoko</u>	T. Lance-*	Z. Martin-I	I. Mukuamu	<u>E. Scott</u>
10/1	New England	<u>J. Brooks</u>	<u>V. Fehoko</u>	P. Hendershot-I	T. Lance-*	I. Mukuamu	<u>E. Scott</u>	Tyron Smith-I
10/8	at San Francisco	<u>J. Brooks</u>	<u>V. Fehoko</u>	P. Hendershot-I	T. Lance-*	I. Mukuamu	<u>A. Richards</u>	<u>E. Scott</u>
10/16	at L.A. Chargers	<u>V. Fehoko</u>	N. Igbinoghene	T. Lance-*	<u>A. Richards</u>	<u>E. Scott</u>	J. Thomas-I	<u>D. Vaughn</u>
10/29	L.A. Rams	<u>J. Brooks</u>	<u>V. Fehoko</u>	N. Igbinoghene	T. Lance-*	<u>E. Scott</u>	Tyron Smith-I	<u>D. Vaughn</u>
11/5	at Philadelphia	<u>J. Brooks</u>	<u>V. Fehoko</u>	N. Igbinoghene	T. Lance-*	<u>E. Scott</u>	<u>D. Vaughn</u>	
11/12	N.Y. Giants	<u>V. Fehoko</u>	N. Igbinoghene	T. Lance-*	<u>A. Richards</u>	<u>E. Scott</u>	K. Turpin-I	
11/19	at Carolina							
11/23	Washington							
11/30	Seattle							
12/10	Philadelphia							
12/17	at Buffalo							
12/24	at Miami							
12/30	Detroit							
1/7	at Washington							

Underline denotes rookie, "I" denotes injury, "\*" denotes QB3

# GAME-BY-GAME ELEVATIONS

<b>Date</b>	<b>Opponent</b>	<b>STANDARD ELEVATION</b>	
9/10	@ N.Y. Giants	CB, C.J. Goodwin	C, Brock Hoffman
9/17	N.Y. Jets	CB, C.J. Goodwin	C, Brock Hoffman
9/24	@ Arizona	C, Sean Harlow	C, Brock Hoffman
10/1	New England	LB, Malik Jefferson	TE, Sean McKeon
10/8	@ San Francisco	LB, Malik Jefferson	TE, Sean McKeon
10/16	@ LA Chargers	RB, Malik Davis	LB, Malik Jefferson
10/29	LA Rams	LB, Rashaan Evans	TE, Eric Saubert
11/5	@ Philadelphia	LB, Rashaan Evans	
11/12	N.Y. GIANTS	<u>LB, Rashaan Evans</u>	
11/19	@ Carolina		
11/23	Washington		
11/30	Seattle		
12/10	Philadelphia		
12/17	@ Buffalo		
12/24	@ Miami		
12/30	Detroit		
1/7/23	@ Washington		



**NON-MEDIA GUIDE BIOS**





ONE COWBOYS WAY ★ FRISCO, TEXAS 75034 ★ P:972.497.4959 ★ WWW.DALLASCOWBOYS.COM

## 2023 NON-MEDIA GUIDE BIOS

**BRANDON AUBREY**  
17 • Kicker

6-3 • 208 • 3/14/95  
Notre Dame • FA-'23  
NFL: Rookie • Rookie  
Games/Starts: 2022-0/0; Career-0/0  
Postseason: 2022-0/0; Career-0/0



### TRANSACTION SUMMARY:

**7/6/23:** Signed with Dallas as a free agent.

#### 2023 (USFL):

- Returned to the Birmingham Stallions for the 2023 season and converted 14-of-15 field goals and all 35 PATs.
- Led the league in kickoffs, notching 57 kicks and six touchbacks (10.5%).
- Helped lead the Stallions to their second consecutive USFL title.

#### 2022 (USFL):

- Drafted as a placekicker by the Birmingham Stallions in the 32nd round of the 2022 USFL Draft.
- Led the league in kicking, making 18-of-22 field goals and 22-of-24 PATs on the season.
- Responsible for Stallion kickoffs, leading the league with 55 total kicks and tallied seven touchbacks (12.7%).
- Helped the Stallions to programs first championship title.
- Earned All-USFL honors.

#### COLLEGE:

- Played four seasons of soccer at Notre Dame (2013-16).
- Scored 15 goals and totalled four assists in 76 appearances as a defender for the Fighting Irish.
- In his senior season at Notre Dame, was named NSCAA third-team All-American, NSCAA first-team All-South Region, and first-team All-ACC.
- Drafted in the first round of the 2017 MLS Draft (21st overall) by Toronto FC, playing for their minor league affiliate and then signed with the Philadelphia Union in 2018 to play with its minor league affiliate.

#### PERSONAL:

- Attended Plano, Texas, High School where he played soccer his freshman and sophomore years.
- Rated as the 24th best recruit in the class of 2013 by College Soccer News and ranked as the 43rd best player nationally in the class of 2013 according to Top Drawer Soccer.
- Graduated with a computer science degree from Notre Dame.

**NOAH IGBINOGHENE** (IGG-bin-AWG-guh-nee)  
19 • Cornerback

5-11 • 194 • 11/27/99  
Auburn • T(Mia) -'23  
NFL: 4th Year • Cowboys: 1st Year  
Games/Starts: 2022-9/2; Career-32/5  
Postseason: 2022-0/0; Career-0/0



**PRO:** The Dallas Cowboys added depth to the secondary when they traded for former first round pick, Noah Igbinoghene, right before the 2023 roster cut deadline. Igbinoghene, originally drafted by Miami, 30th overall, in the 2020 NFL Draft, gets a clean slate in Dallas. Over three seasons with the Dolphins, Igbinoghene saw action in 32 games and tallied 24 tackles, one interception and five pass breakups with two fumble recoveries.

### TRANSACTION SUMMARY:

**8/29/23:** Traded to Dallas from Miami for Kelvin Joseph.

**4/23/20:** Drafted in the first round (30th overall) by Miami.

#### 2023 (Miami/Dallas):

- Went to training camp with Miami and was traded to Dallas at the roster cut deadline.

#### 2022 (Miami):

- Played in nine games and accumulated two starts during his third season with the Dolphins recording 10 tackles, one interception and three pass breakups.
- Notched his first career interception to clinch a Miami victory over Pittsburgh (10/23) when he picked off Kenny Pickett in the endzone with 30 seconds remaining in the game.

**2021 (Miami):**

- Saw action in seven games and recorded one start while tallying four tackles and two special teams tackles.
- Recorded a season-high four tackles at Jacksonville in London (10/17).

**2020 (Miami):**

- Played 16 games and accumulated two starts in his rookie season and notched 10 tackles, two pass breakups, three special teams tackles and two fumble recoveries.
- Amassed four kickoff returns for 68 yards (17.0 avg).
- Made his NFL debut at New England (9/13), recording two tackles and becoming the youngest player in Dolphins history to appear in a game at 20 years, 291 days old.
- Made his first start at safety at Jacksonville (9/24), notching three tackles and his first career pass breakup.

**COLLEGE:**

- Was a three-year letterman (2017-19) and two-year starter at Auburn, switching from wide receiver to cornerback before his sophomore season.
- Saw action in 40 games and accumulated 22 starts as a Tiger, finishing with 92 tackles, one interception, 19 pass breakups, one forced fumble, six receptions for 24 yards (4.0 avg), one carry for 11 yards, 44 kickoff returns for 1,199 yards (27.3 avg) and two touchdowns.
- In 2019, started all 13 games at cornerback, amassing 42 tackles, seven passes defensed, nine kickoff returns for 1,199 yards (27.3 avg) and one kickoff return touchdown.
- Played in 13 games with nine starts at corner during the 2018 season. Accrued 50 tackles, one interception, 12 passes defensed, one forced fumble and 11 kickoff returns for 311 yards (28.3 avg).
- Saw action in all 14 games as a freshman in 2017, tallying six receptions for 24 yards (4.0 avg), one carry for 11 yards, 24 kickoff returns for 571 yards (28.3 avg) and one kickoff return touchdown.

**PERSONAL:**

- Attended Hewitt-Trussville High School in Trussville, Ala, where he played wide receiver.
- Competed in track and field at Auburn his freshman year, where he finished seventh in the triple jump (15.24m) at the 2018 SEC Indoor Championships.
- His parents, Festus and Faith Igbinooghene, were both Olympic track athletes for Nigeria.
- Majored in business management at Auburn.

**IGBINOGHENE'S NFL TOTALS**


Year Team	GP-GS	DEFENSE						INTERCEPTIONS					FUMBLES REC						
		ST	AT	TT	Sks-Yds	Tk/Ls	QB Prs	PBU	FF	No	Yds	Avg	Lg	TD	No	Yds	Avg	Lg	TD
2020 Miami	16-2	9	1	- 10	0.0(0)	0(0)	0	2	0	0	0	0.0	0	0	2	0	0.0	0	0
2021 Miami	7-1	4	0	- 4	0.0(0)	0(0)	0	0	0	0	0	0.0	0	0	0	0	0.0	0	0
2022 Miami	9-2	8	2	- 10	0.0(0)	0(0)	0	3	0	1	0	0.0	0	0	0	0	0.0	0	0
<b>Totals</b>	<b>32-5</b>	<b>21</b>	<b>3</b>	<b>- 24</b>	<b>0.0(0)</b>	<b>0(0)</b>	<b>0</b>	<b>5</b>	<b>0</b>	<b>1</b>	<b>0</b>	<b>0.0</b>	<b>0</b>	<b>0</b>	<b>2</b>	<b>0</b>	<b>0.0</b>	<b>0</b>	<b>0</b>

Year Team	KICKOFF RETURNS				
	No	Yds	Avg	Long	TD
2020 Miami .....	4	68	17.0	22	0
2021 Miami .....	0	0	0.0	-	0
2022 Miami .....	0	0	0.0	-	0

**TREY LANCE**  
**15 • Quarterback**

6-4 • 224 • 5/9/00  
 North Dakota State • T(SF)-23  
 NFL: 3rd Year • Cowboys: 1st Year  
 Games/Starts: 2022-2/2; Career-8/4  
 Postseason: 2022-0/0; Career-0/0



**PRO:** Prior to their final 2023 preseason game, the Dallas Cowboys added a young, talented signal caller to the quarterback room when sending a 2024 fourth round pick to the San Francisco 49ers for Trey Lance, the former third overall pick from the 2021 NFL Draft. While learning under veteran quarterbacks Dak Prescott and Cooper Rush in Dallas, Lance will continue to develop his dual-threat abilities that made him such a sought after prospect in the Draft. Along with 797 career passing yards, Lance has rushed for 235 yards on 54 carries (4.4 avg.) in eight career games. Lance began the 2022 season as San Francisco's starting quarterback before suffering a season-ending ankle injury in Week 2.

**TRANSACTION SUMMARY:**

- 8/26/23:** Traded to Dallas from San Francisco for a 2024 fourth round pick.
- 9/21/22:** Placed on Reserve/Injured with an ankle injury.
- 4/29/21:** Drafted in the first round (third overall) by San Francisco.

**2023 (San Francisco/Dallas):**

- Started training camp on the 49ers roster before being traded to Dallas prior to the last preseason game.

**2022 (San Francisco):**

- Started two games and completed 15-of-31 passes for 194 yards, while adding 67 rushing yards on 16 carries (4.2 avg.), before suffering a season-ending ankle injury in the Week 2 contest against Seattle (9/18).

**2021 (San Francisco):**

- Appeared in six games as a rookie, with two starts, and completed 41 of his 71 pass attempts (57.7%) for 603 yards, five touchdowns and a quarterback rating of 97.3. Also added 38 rushes for 168 yards and a score.
- Threw for a touchdown on his first two pass attempts - a five-yard touchdown pass at Detroit (9/12) and 76-yard score against Seattle (10/3) - to become the first player in the last 40 years to throw a touchdown on each of his first two pass completions.
- Stepped in for an injured Jimmy Garoppolo (calf) in the second half against Seattle (10/3), completing nine-of-19 passes for 157 yards, two touchdowns and a quarterback rating of 117.1.
- Made his first career start at Arizona (10/10), completing 15-of-29 attempts for 192 yards and rushing for 89 yards on 16 carries (5.6 avg.).
- Started his second game of the season in Week 17 against Houston (1/2/22), setting career-highs in passing yards (249), completion percentage (69.6%) and tied a career-high with two touchdown passes.

**COLLEGE:**

- Appeared in 19 games, with 17 starts, in three seasons at North Dakota State (2018-20) as a dual-threat quarterback, completing 208-of-318 attempts (65.4%) for 2,947 passing yards, 30 touchdowns and one interception to go along with 1,325 rushing yards and 18 touchdowns on 192 carries (6.9 avg.).
- Started one game in 2020 before the season was canceled due to the COVID-19 pandemic. In his lone appearance, threw for 149 yards and two touchdowns while adding 143 rushing yards and two scores on the ground.
- In 2019 as a redshirt freshman, started all 16 games and completed 192-of-287 passes (66.9%) for 2,786 yards and 28 touchdowns while rushing for 1,100 yards and 14 touchdowns. Became the first freshman to be awarded the STATS FCS Walter Payton Award as the top offensive player in the FCS. Also awarded the Jerry Rice Award as the top freshman player, becoming the first player to win both major FCS legacy awards in the same season.
- Redshirted as a true freshman in 2018, playing in two contests and attempting just one pass.

**PERSONAL:**

- Attended Marshall, Minn., High School where he was a three-year starter at both quarterback and safety. In his senior season, threw for 1,386 yards and 14 touchdowns with 641 rushing yards and 10 touchdowns on the ground. Also recorded 54 tackles and three interceptions.
- Team captain and all-conference performer in both football and basketball at Marshall High School.
- Majored in strategic communication with a minor in business administration at North Dakota State.

**LANCE'S NFL TOTALS**

Year Team	GP-GS	PASSING											
		Att	Cmp	Pct	Yds	Yds/Att	TD	TD%	Int	Int%	Long	Sacks	Rating
2021 San Francisco.....	6-2	71	41	57.7	603	8.5	5	7.0	2	2.8	76t	4/15	97.3
2022 San Francisco.....	2-2	31	15	48.4	194	6.3	0	0.0	1	3.2	44	2/9	55.0
<b>Totals.....</b>	<b>8-4</b>	<b>102</b>	<b>56</b>	<b>54.9</b>	<b>797</b>	<b>7.8</b>	<b>5</b>	<b>4.9</b>	<b>3</b>	<b>2.9</b>	<b>76t</b>	<b>6/24</b>	<b>84.5</b>

Year Team	RUSHING				
	No	Yds	Avg	Long	TD
2021 San Francisco.....	38	168	4.4	15	1
2022 San Francisco.....	16	67	4.2	13	0
<b>Totals.....</b>	<b>54</b>	<b>235</b>	<b>4.4</b>	<b>15</b>	<b>1</b>





**UPDATED PLAYER BIOS**



## 2023 PLAYER BIO UPDATES Week 11 at Carolina Panthers

### 5 Bryan Anger, P

Games/Starts: 2023-9/0 Career-185/0  
Playoffs: 2022-2/0 Career-5/0

	No	Yds	Punting				Blk	Ret	RetYds	Net
			Avg	TB	In20	Lg				
Last Game.....	2	93	46.5	0	2	48	0	0	0	46.5
2023.....	25	1,246	49.8	1	10	57	0	13	107	44.8
Career.....	809	37,773	46.7	60	293	83	5	368	2,972	41.3

Last Week	Special Teams								
	Solo	Asst	-	Tot	FF	FR	BP	BFG	BXP
2023.....	1	0	-	1					
Career.....				14					

- Served as the special teams captain in Week 5.
- at N.Y. Giants (9/10)** Had three punts for a gross average of 48.7 and a net average of 39.7, with one punt downed inside the opponent's 20-yard line and one touchback.
- vs. N.Y. Jets (9/17)** Punted three times for a gross average of 51.7 and a net average of 49.3, with one punt downed inside the opponent's 20-yard line and a long punt of 55 yards.
- at Arizona (9/24)** Had two punts, with a long of 52 yards, and posted a gross average of 51.0 and a net average of 41.5.
- vs. New England (10/1)** Had two punts for a gross average of 56.0 and a net average of 57.0, with both downed inside the 20-yard line and a long of 57 yards. Also successfully completed a two-point conversion when he threw a scoring pass to defensive lineman Chauncey Golston on a fake extra point attempt in the second quarter.
- at San Francisco (10/8)** Tallied five punts that recorded a gross average of 50.8 and a net average of 43.0, along with one punt downed inside the 20-yard line and a long punt of 54 yards.
- at LA Chargers (10/16)** Had four punts that averaged a gross of 52.3 and a net of 42.8, with one downed inside the opponent's 20-yard line and a long punt of 56 yards. Also recorded his first special teams tackle since 2020 while with Houston.
- vs. LA Rams (10/29)** Limited to only two punts that went for 51.0 (gross) and 45.1 (net), with one landing inside the opponent's 20-yard line along with a long punt of 52 yards.
- at Philadelphia (11/5)** His two punts averaged 41.0 (gross) and 39.0 (net), with one punt landing inside the 20-yard line and a long punt of 52.
- vs. N.Y. Giants (11/12)** Launched two punts that had a gross and net average of 46.5, with both downed inside the 20-yard line and a long punt of 48 yards.

### 92 Dorance Armstrong, DE

Games/Starts: 2023-9/0 Career-85/13  
Playoffs: 2022-2/0 Career-3/0

Last Game	Solo	Tackles			Sks/ Yds	Tk/ Loss	QB Prs	PBU	FF-FR
		Asst	-	Tot					
2023.....	6	11	-	17	4.5(-19)	1(-2)	13		
Career.....	86	60	-	146	20.5(-132)	5(-12)	83	3	2-5

Career	Interceptions					Fumble Recoveries				
	No.	Yds.	Avg.	Lg	TD	No.	Yds.	Avg.	Lg	TD
.....						3	37	12.3	37t	1

Career	Special Teams								
	Solo	Asst	-	Tot	FF	FR	BP	BFG	BXP
.....	5	1	-	6	1	1	2		1

- at N.Y. Giants (9/10)** Had two tackles, 2.0 sacks - third career game with 2.0-or-more sacks - a tackle for loss and four quarterback hurries. His two sacks contributed to a team seven sacks, second-most in a season opener in team history, trailing only the nine against Pittsburgh (9/4/94). Part of a defense whose 40-0 victory marked the largest shutout in Cowboys history and the largest shutout in a NFL season opener since 1999 when Pittsburgh defeated Cleveland 43-0.
- vs. N.Y. Jets (9/17)** Contributed two stops and a hurry.
- at Arizona (9/24)** Made two stops.
- vs. New England (10/1)** Logged two tackles and two hurries.
- at San Francisco (10/8)** Assisted on two tackles and added a hurry.
- at LA Chargers (10/16)** Had two stops and a quarterback pressure.
- vs. LA Rams (10/29)** Tallied two tackles, a sack and a hurry.
- at Philadelphia (11/5)** Added a tackle, a half sack and two hurries.
- vs. N.Y. Giants (11/12)** Made two tackles, a sack and a quarterback hurry. Surpassed 20.0 career sacks (20.5).

## 17 Brandon Aubrey, K

Games/Starts: 2023-9/0 Career-9/0

	Scoring				Kickoffs			Opp Ret	Avg. Ret
	PAT	FG	Lng	Pts	No	TB	TB%		
Last Game.....	7-7	0-0	0	7	8	7	87.5	1	36.0
2023.....	26-27	19-19	58	83	57	53	93.0	2	32.0

	10-19	20-29	30-39	40-49	50+	Total	Pct
Last Game.....	0-0	0-0	0-0	0-0	0-0	0-0	0.0
2023.....	0-0	8-8	6-6	1-1	4-4	19-19	100.0

- Named NFC Special Teams Player of the Month (October) after he was eight-of-eight on field goals during that time, including two makes from 50-plus yards, to go 18-for-18 on the season, tying Travis Coons for the most field goals made without a miss to start an NFL career. Also made a career-long 58-yard field goal against the LA Rams (10/29), the third-longest field goal by a Cowboys rookie kicker and tied for the third-longest field goal by any kicker in October. Added 23 touchbacks on 23 kickoffs and was 11-of-11 on PATs. Became the fourth Cowboy - third kicker - to be named NFC Special Teams POTM, joining kickers Chris Boniol (November 1996) and Richie Cunningham (September 1997) and kick returner Jason Tucker (December 1999).
- Named NFC Special Teams Player of The Week (Week 8 ) after he went two-for-two on field goals against the LA Rams (10/29) including a career-long 58-yard field goal in the contest, the third-longest field goal by a Cowboys rookie kicker and the second-longest field goal by any kicker in Week 8. Added eight touchbacks on eight kick-offs and was five-of-five on PATs in the game. Became the first Cowboy to earn NFC Special Teams POTW since Brett Maher in 2019 (against Philadelphia, 10/20).

**at N.Y. Giants (9/10)** Made his NFL debut as Dallas' placekicker and connected on both of his first career field goals (21, 38) and was four-of-five on the first extra points of his career. Also handled kickoff duties, landing touchbacks on all eight.

**vs. N.Y. Jets (9/17)** Successful on all five of his field goal attempts (35, 21, 55, 26, 30) and his lone PAT. Also had touchbacks on all eight kickoffs for the second straight week. Became the fourth Cowboys rookie kicker to make at least five field goals in a game (Dan Bailey, Roger Ruzek, Richie Cunningham) and the first since Bailey made six against Washington in 2011 (9/26). His seven field goals made in 2023 are the second-most through a Cowboys kicker's first two career games, trailing only Cunningham (eight in 1997), and he is also the first kicker in franchise history to make all of his first seven field goal attempts. His 55-yard field goal was the third-longest field goal by a Cowboys rookie kicker, trailing only Brett Maher's 62 and 59-yard field goals as a rookie in 2018.

**at Arizona (9/24)** Connected on all three field goals (49, 27, 26) and his lone PAT. Also had four touchbacks on five kickoffs. Became the first rookie kicker in franchise history to make his first 10 career field goal attempts. Also became the fifth kicker in NFL history to make 10 field goals in his first three career games.

**vs. New England (10/1)** Was once again perfect on all three field goals (23, 23, 33) and all three PATs. Became the eighth kicker in NFL history to start his career 13-for-13 or better.

**at San Francisco (10/8)** Made his only field goal from 50 yards along with an extra point. Became the seventh kicker in NFL history to start his career 14-for-14-or-better. His 52 points thus far on the season are the third-most kicking points by a Cowboy in his first five career games behind Cunningham (62, 1997) and Bailey (55, 2011).

**at LA Chargers (10/16)** Stayed perfect on the season on field goals by adding two more (32, 39) along with two extra points. Also had touchbacks on all four kickoffs.

**vs. LA Rams (10/29)** Nailed both of his field goals (58 - career long, 27) and a season-high five extra points. Tied Travis Coons for the most field goals made without a miss to start an NFL career (18-for-18). Made a career-long 58-yard field goal in the first quarter, the third-longest field goal by a Cowboys rookie kicker. Now has two of the four longest kicks - also making a 55-yarder against the N.Y. Jets (9/17) - by a Dallas rookie.

**at Philadelphia (11/5)** Made his only field goal from 51 yards along with both of his extra points. Set an NFL record for the most field goals made (19) without a miss to start an NFL career. His 51-yard field goal was his third field goal from 50-plus yards this season, tying Ken Willis for the second-most 50-yard field goals by a Cowboys rookie. Maher had the most by a Cowboys rookie with six 50-yard makes in 2018.

**vs. N.Y. Giants (11/12)** Was perfect on a season-high seven-of-seven extra points - most by a Cowboys rookie in a single game and tied for the fifth-most in a single game in team history by any Cowboys kicker. Did not attempt a field goal, but had seven touchbacks on eight kickoffs.

## 66 T.J. Bass, G

Games/Starts: 2023-9/1 Career-9/1

**at N.Y. Giants (9/10)** Made his NFL debut on special teams, then entered the game in the third quarter on offense at left guard in place of an injured Chuma Edoga.

**vs. N.Y. Jets (9/17)** Entered the game on offense in the second half for an injured Edoga (elbow) at left guard. Also played on special teams.

**at Arizona (9/24)** Made his first career start in place of an injured Zack Martin (ankle). Blocked for an offense that accumulated a season-high 416 total net yards and 185 rushing yards. The offense also notched 26 first downs, including a season-best 12 rushing first downs that tied the most rushing first downs in a game since Head Coach Mike McCarthy arrived in 2020 - against Carolina (10/3/21) and at Minnesota (11/20/22).

**vs. New England (10/1)** and **at San Francisco (10/8)** Played on offense and special teams.

**at LA Chargers (10/16)** Saw time on special teams.

**vs. LA Rams (10/29)** Saw action on offense and special teams.

**at Philadelphia (11/5)** Played on special teams.

**vs. N.Y. Giants (11/12)** Played on offense and special teams.

## 14 Markquese Bell, LB

Games/Starts: 2023-9/3 Career-14/3  
Playoffs: 2022-2/0 Career-2/0

	Tackles			Sks/ Yds	Tk/ Loss	QB Prs	PBU	FF-FR
	Solo	Asst	Tot					
Last Game.....	2	2	4					
2023.....	31	17	48		1(-5)	1	1	1-0
Career.....	32	17	49		1(-5)	1	1	1-0

- Served as the special teams captain in Week 4.

**at N.Y. Giants (9/10)** Played on special teams and defense at line-backer, where he registered a team leading eight tackles along with a tackle for loss and a forced fumble - both the first of his career. Part of a defense whose 40-0 victory marked the largest shutout in Cowboys history and the largest shutout in a NFL season opener since 1999 when Pittsburgh defeated Cleveland 43-0.

**vs. N.Y. Jets (9/17)** Posted four tackles and his first career quarterback pressure.

**at Arizona (9/24)** Assisted on two tackles.

**vs. New England (10/1)** Made three stops.

**at San Francisco (10/8)** Contributed four tackles.

**at LA Chargers (10/16)** Made his first career start, tied for second on the defense with seven tackles and added his first career pass breakup.

**vs. LA Rams (10/29)** In his second career start, posted six stops.

**at Philadelphia (11/5)** Was second on the team with a career-high 10 tackles.

**vs. N.Y. Giants (11/12)** Logged four stops.

## 63 Tyler Biazasz, C

Games/Starts: 2023-8/8 Career-53/45  
Playoffs: 2022-2/2 Career-3/3

- Served as the offensive captain in Week 9.

**at N.Y. Giants (9/10)** Started the season opener at center and blocked for an offense that generated 265 total net yards, including 122 yards on the ground highlighted by 70 rushing yards and two rushing scores by Tony Pollard. The line also did not allow a sack of Dak Prescott during 24 dropbacks as he passed for 143 yards.

**vs. N.Y. Jets (9/17)** Part of an offense that commanded the time of possession with a mark of 42:15, the second-highest amount for a non-overtime, regular season game in franchise history. Collectively, the offense compiled 382 total net yards and 26 first downs.

**at Arizona (9/24)** Inactive/Injured-Hamstring.

**vs. New England (10/1)** Returned to the starting lineup after missing the previous game due to injury (hamstring). Assisted the offense in compiling four drives of 10-plus plays, giving the Dallas offense a league-leading 16 on the season. On the day, the offense racked up 377 total net yards and 22 first downs, while holding the ball for 35:09.



Tyler Biadasz, cont.

**at San Francisco (10/8)** The offense, behind the offensive line, was limited to 197 total net yards, eight first downs and a 22:55 time of possession mark.

**at LA Chargers (10/16)** Played in his 50th career game and helped an offense that posted 342 total net yards, 272 passing yards and 20 first downs.

**vs. LA Rams (10/29)** The team exploded for 43 points and 285 passing yards as part of 387 total net yards and 24 first downs. Behind the line's protection, Prescott threw for 304 yards and a season-best four touchdowns.

**at Philadelphia (11/5)** Helped block for an offense that accumulated 333 net passing yards and 406 total net yards. Prescott amassed 374 yards along with three touchdowns in the air.

**vs. N.Y. Giants (11/12)** In a historic performance, the offense produced 640 total net yards behind the guidance of the offensive line, the second-most yards gained in a single game in franchise history behind a 652-yard performance in 1966 against Philadelphia (10/9). The unit also tallied a season-best 472 net passing yards - second-most in a single game in franchise history - and 32 first downs - tied for the third-most in a single game in team history. For the first time in franchise history, the offense had two rushers over 50 rushing yards (Tony Pollard - 55; Rico Dowdle - 79) and multiple receivers over 150 receiving yards (Brandin Cooks - 173; and CeeDee Lamb - 151). The line did not allow a sack of a Cowboys quarterback for the second time this season as Prescott passed for a season-best 404 yards on 35 attempts and backup Cooper Rush threw for 68 yards on nine attempts.

## 26 DaRon Bland, CB

Games/Starts: 2023-9/7 Career-26/15  
Playoffs: 2022-2/2 Career-2/2

	Tackles			Sks/ Yds	TK/ Loss	QB Prs	PBU	FF-FR
	Solo	Asst	Tot					
Last Game	3	1	4				1	
2023	27	9	36		1(-3)	2	11	
Career	67	25	92		2(-5)	4	18	

	Interceptions					Fumble Recoveries				
	No.	Yds.	Avg.	Lg	TD	No.	Yds.	Avg.	Lg	TD
Last Game	1	0	0.0	0	0					
2023	5	116	23.2	54t	3					
Career	10	135	13.5	54t	3					

	Special Teams				FR	BP	BFG	BXP
	Solo	Asst	Tot	FF				
Career	2	0	2					

• Served as the defensive captain in Week 5.

**at N.Y. Giants (9/10)** Had three stops, one for loss, a hurry, a pass breakup and an interception returned 22 yards for his first career score. His six career picks are tied for the most in the NFL since 2022 and tied with Derek Ross for fifth-most in team history through a player's first 18 games. Part of a defense whose 40-0 victory was the largest shutout in team history and largest shutout in a NFL season opener since 1999 when Pittsburgh defeated Cleveland 43-0.

**vs. N.Y. Jets (9/17)** Logged two tackles and a hurry.

**at Arizona (9/24)** Made his first start of the season to the tune of six tackles.

**vs. New England (10/1)** Collected a career-high tying two interceptions - one returned 54 yards for a touchdown - a career-best three pass breakups and four tackles. Became the third cornerback in Cowboys history with multiple interception return touchdowns in the same season, joining Trevon Diggs (two) in 2021 and Larry Brown (two) in 1995. It was his second career multi-interception game - first since against Indianapolis (12/4/22) - and his eight interceptions since the start of the 2022 season lead the NFL.

**at San Francisco (10/8)** Posted five tackles and a pass breakup.

**at LA Chargers (10/16)** Logged four stops and two pass breakups.

**vs. LA Rams (10/29)** Compiled a season-best seven tackles (tied for the team lead), two pass breakups and an interception that he returned 30 yards for a touchdown in the first quarter - his third pick-six of the season. His three interceptions returned for touchdowns in 2023 are the most in a season in franchise history and the most by an NFL player in a season since Marcus Peters had three in 2019. Is now second in the league with four interceptions, and overall, his nine career interceptions lead the NFL since he was drafted in 2022. His nine picks are also the third-most in a Cowboys player's first 24 career games, trailing Everson Walls (17) and Diggs (12).

**at Philadelphia (11/5)** Played in his 25th career game and had a tackle and a pass breakup.

**vs. N.Y. Giants (11/12)** Collected his his fifth interception of the season, tying his single-season career-high from 2022. Also had four tackles and a pass breakup. Became the second player in franchise history to record five interceptions in each of his first two seasons, joining Walls (11 in 1981 and seven in 1982). His 10 interceptions are the third-most by a Cowboys player in their first two seasons, trailing only Walls (18) and Diggs (14), and are also the most in the NFL since 2022.

## 83 Jalen Brooks, WR

Games/Starts: 2023-3/0 Career-3/0

	Receiving				
	Rec.	Yds.	Avg.	Lg	TD
Last Game	4	39	9.8	14	0
2023	4	39	9.8	14	0

**at N.Y. Giants (9/10)** Inactive.

**vs. N.Y. Jets (9/17)** Made the first appearance of his NFL career on offense and special teams but did not record any stats.

**at Arizona (9/24), vs. New England (10/1) and at San Francisco (10/8)** Inactive.

**at LA Chargers (10/16)** Appeared in his second game of the season on offense and special teams.

**vs. LA Rams (10/29) and at Philadelphia (11/5)** Inactive.

**vs. N.Y. Giants (11/12)** Registered his first career receiving statistics - four receptions for 39 yards.

## 33 Damone Clark, LB

Games/Starts: 2023-9/9 Career-19/14  
Playoffs: 2022-2/0 Career-2/0

	Tackles			Sks/ Yds	TK/ Loss	QB Prs	PBU	FF-FR
	Solo	Asst	Tot					
Last Game	3	1	4					
2023	38	22	60		2(-3)		3	
Career	70	40	110		3(-6)		4	2-0

	Special Teams				FR	BP	BFG	BXP
	Solo	Asst	Tot	FF				
Last Game								
2023	2	0	2					
Career	4	1	5					

• Served as the defensive captain in Week 10.

**at N.Y. Giants (9/10)** Started at linebacker in the season opener and contributed five tackles. Part of a defense whose 40-0 victory marked the largest shutout in Cowboys history and the largest shutout in a NFL season opener since 1999 when Pittsburgh defeated Cleveland 43-0.

**vs. N.Y. Jets (9/17)** Added a tackle.

**at Arizona (9/24)** Led the defense with nine tackles and added a tackle on special teams.

**vs. New England (10/1)** Made six stops and a tackle for loss.

**at San Francisco (10/8)** Logged eight tackles on defense and a tackle on special teams.

**at LA Chargers (10/16)** Tallied a team-best nine tackles and a career-high two quarterback pressures.

**vs. LA Rams (10/29)** Tied for the team lead with seven tackles while also adding a quarterback pressure.

**at Philadelphia (11/5)** Led the defense with a career-high 11 tackles along with a tackle for loss. Surpassed 100 career tackles.

**vs. N.Y. Giants (11/12)** Added four stops.

## 3 Brandin Cooks, WR

Games/Starts: 2023-8/7 Career-140/127  
Playoffs: 2022-2/0 Career-6/0

	Receiving					Att.	Rushing			
	Rec.	Yds.	Avg.	Lg	TD		Yds.	Avg.	Lg	TD
Last Game	9	173	19.2	37	1		23	7.7	14	0
2023	26	338	13.0	37	3	3	332	6.3	28	2
Career	656	8,954	13.6	98t	52	53				

	Punt Returns					Kickoff Returns					
	No.	Yds.	Avg.	FC	Lg	TD	No.	Yds.	Avg.	Lg	TD
Career	13	49	3.8	15	15	0	1	12	12.0	12	0

• Served as the offensive captain in Week 4.

**at N.Y. Giants (9/10)** Started at wide receiver in his first appearance as a Cowboy and caught two passes for 22 yards.

**vs. N.Y. Jets (9/17)** Inactive/Injured-Knee.

Brandin Cooks, cont.

**at Arizona (9/24)** Returned to action after a one-game hiatus (knee) and caught two balls for 17 yards.

**vs. New England (10/1)** Made four receptions for 27 yards.

**at San Francisco (10/8)** Recorded his first rush of the season for six yards and also caught one pass for seven yards.

**at LA Chargers (10/16)** Made his 125th career start, caught four passes for 36 yards and his first touchdown of the season - 50th of his career. Also had a 14-yard run. Became the 18th player in NFL history - first since Damiere Byrd in 2022 - with a receiving touchdown with five different teams.

**vs. LA Rams (10/29)** Reeled in three catches for a season-high 49 yards, highlighted by a 25-yard touchdown reception in the fourth quarter. Has recorded a receiving touchdown in back-to-back games for the first time since 2021 while playing for the Houston Texans (at Jacksonville, 12/19 - at San Francisco, 1/2/22).

**at Philadelphia (11/5)** Caught one pass for seven yards.

**vs. N.Y. Giants (11/12)** Produced nine receptions for 173 yards - both season-highs - and a touchdown. His 173 receiving yards tied the second-most in his career. His career-high was 186 yards at Arizona (12/18) while with New Orleans in 2016, which was also the last time Cooks totaled over 170 receiving yards. The last time he reeled in nine catches in a game was in 2021 at Indianapolis (10/17). Totaled 104 receiving yards in the first half today, the sixth time of his career eclipsing 100 yards in the first half of a game.

### 34 Malik Davis, RB

Games/Starts: 2023-1/0 Career-13/0  
Playoffs: 2022-2/0 Career-2/0

	Rushing					Receiving				
	Att.	Yds.	Avg.	Lg	TD	Rec.	Yds.	Avg.	Lg	TD
Last Game.....										
2023.....										
Career.....	38	161	4.2	23t	1	6	63	10.5	18	0

	Special Teams								
	Solo	Asst	-	Tot	FF	FR	BP	BFG	BXP
Last Game.....									
2023.....	0	1	-	1					
Career.....	2	1	-	3					

**at LA Chargers (10/16)** Elevated from the practice squad to make his first appearance of the season on special teams where he assisted on a tackle.

### 7 Trevon Diggs, CB

Games/Starts: 2023-2/2 Career-47/46  
Playoffs: 2022-2/2 Career-3/3

	Tackles			Sks/ Yds	Tkl/ Loss	QB Prs	PBU	FF-FR
	Solo	Asst	- Tot					
Last Game.....								
2023.....	4	2	- 6				3	1-0
Career.....	150	27	- 177	1.0(0)	1(-1)		52	2-1

	Interceptions					Fumble Recoveries				
	No.	Yds.	Avg.	Lg	TD	No.	Yds.	Avg.	Lg	TD
Last Game.....										
2023.....	1	8	8.0	8	0					
Career.....	18	203	11.5	59t	2	1	17	17.0	17	0

• Placed on Reserve/Injured on Sept. 23 with a knee injury.

**at N.Y. Giants (9/10)** Started at cornerback in the season opener and posted three tackles, a pass breakup and a forced fumble. Part of a defense whose 40-0 victory marked the largest shutout in Cowboys history and the largest shutout in a NFL season opener since 1999 when Pittsburgh defeated Cleveland 43-0.

**vs. N.Y. Jets (9/17)** Talled three stops, two pass breakups and his first interception of the season. His 18 interceptions were tied with J.C. Jackson for the most interceptions in the NFL since 2020 and are tied for 11th in a NFL player's first 47 career games.

### 23 Rico Dowdle, RB

Games/Starts: 2023-9/0 Career-29/0  
Playoffs: 2022-0/0 Career-0/0

	Rushing					Receiving				
	Att.	Yds.	Avg.	Lg	TD	Rec.	Yds.	Avg.	Lg	TD
Last Game.....	12	79	6.6	21	1					
2023.....	47	212	4.5	21	1	7	57	8.1	17	1
Career.....	54	236	4.4	21	1	7	57	8.1	17	1

	Kickoff Returns				
	No.	Yds.	Avg.	Lg	TD
Last Week.....	1	11	11.0	11	0
2023.....	5	85	17.0	22	0
Career.....	9	237	26.3	64	0

	Special Teams								
	Solo	Asst	-	Tot	FF	FR	BP	BFG	BXP
Last Game.....	0	1	-	1					
2023.....	0	1	-	1					
Career.....	4	1	-	5					

**at N.Y. Giants (9/10)** In a reserve role, rushed six times for 24 yards.

**vs. N.Y. Jets (9/17)** Carried the ball seven times for 26 yards and caught his first career pass for 17 yards.

**at Arizona (9/24)** Rushed four times for 21 yards, caught three passes for 25 yards and scored his first career touchdown on a 15-yard reception in the second quarter. Part of a rushing attack that accumulated a season-high 185 rushing yards and 12 rushing first downs - tied for the most rushing first downs in a game since Head Coach Mike McCarthy arrived in 2020 - against Carolina (10/3/21) and at Minnesota (11/20/22).

**vs. New England (10/1)** Had nine yards on three carries and eight yards on one reception before leaving the game in the second quarter with a hip injury and did not return.

**at San Francisco (10/8)** Played in his 25th career game and recorded five rushes for 15 yards and his first two kickoff returns of the season for 35 yards after returner KaVontae Turpin was forced out of the game due to injury (ankle).

**at LA Chargers (10/16)** Rushed three times for 12 yards.

**vs. LA Rams (10/29)** Contributed 18 yards on five rushes, seven yards on two receptions and returned a kickoff eight yards.

**at Philadelphia (11/5)** Toted the ball twice for eight yards and returned one kickoff 31 yards.

**vs. N.Y. Giants (11/12)** Compiled career-highs in carries (12), rushing yards (79) and long rush (21) along with his first career rushing touchdown. Also returned one kickoff 11 yards and made an assisted tackle on special teams. Part of an offense that produced two rushers over 50 rushing yards (Dowdle - 79; Tony Pollard - 55) and multiple receivers over 150 receiving yards (Brandin Cooks - 173; CeeDee Lamb - 151) for the first time in franchise history.

### 71 Chuma Edoga, OL

Games/Starts: 2023-9/5 Career-34/18  
Playoffs: 2022-0/0 Career-0/0

**at N.Y. Giants (9/10)** In his Cowboys debut, started at left guard in place of an injured Tyler Smith (hamstring). Blocked for an offense that generated 265 total net yards, including 122 yards on the ground. The offensive line also did not allow a sack of Dak Prescott during 24 dropbacks as he passed for 143 yards. Briefly left the game in the third quarter but returned.

**vs. N.Y. Jets (9/17)** Started his second straight game at left guard for Tyler Smith (hamstring) but left in the second half due to an elbow injury. Part of an offense that commanded the time of possession with a mark of 42:15, the second-highest amount for a non-overtime, regular season game in franchise history. Collectively, the offense compiled 382 total net yards and 26 first downs.

**at Arizona (9/24)** Started at left tackle in place of an injured Tyron Smith (knee). Blocked for an offense that accumulated a season-high 416 total net yards and 185 rushing yards. The offense also notched 26 first downs, including a season-best 12 rushing first downs that tied the most rushing first downs in a game since Head Coach Mike McCarthy arrived in 2020 - against Carolina (10/3/21) and at Minnesota (11/20/22).

Chuma Edoga, cont.

**vs. New England (10/1)** Once again got the start at left tackle in place of Tyron Smith (knee). Assisted the offense in compiling four drives of 10-plus plays, giving the Dallas offense a league-leading 16 on the season. On the day, the offense racked up 377 total net yards and 22 first downs, while holding the ball for 35:09.

**at San Francisco (10/8)** Played on offense and special teams.

**at LA Chargers (10/16)** Saw time on special teams.

**vs. LA Rams (10/29)** Made his fifth start of the season - third at left tackle for an injured Tyron Smith (neck). The team exploded for a season-high 43 points and 285 passing yards as part of 387 total net yards and 24 first downs. Behind the line's protection, Prescott threw for 304 yards and a season-best four touchdowns. Left the game in the fourth quarter with an ankle injury and did not return.

**at Philadelphia (11/5)** Played limited snaps on offense.

**vs. N.Y. Giants (11/12)** Saw action on offense and special teams.

## 32 Rashaan Evans, LB

Games/Starts: 2023-3/1 Career-79/68  
Playoffs: 2022-0/0 Career-4/4

	Tackles			Sks/ Yds	Tk/ Loss	QB Prs	PBU	FF-FR
	Solo	Asst	Tot					
Last Game.....	1	1	2					
2023.....	2	1	3					
Career.....	284	195	479	5.0(-31)	21(-60)	16	12	2-5

Career	Interceptions					Fumble Recoveries				
	No.	Yds.	Avg.	Lg	TD	No.	Yds.	Avg.	Lg	TD
2	1	1.0	1	0	5	86	17.2	53t	1	

• Signed with Dallas' practice squad on Oct. 12.

**vs. LA Rams (10/29)** Made his Cowboys debut after being elevated from the practice squad and recorded a tackle.

**at Philadelphia (11/5)** Elevated from the practice squad for the second straight game and played on special teams.

**vs. N.Y. Giants (11/12)** Made his first start as a Cowboy in his third elevation from the practice squad to the tune of two tackles.

## 93 Viliami Fehoko, DL

Games/Starts: 2023-0/0 Career-0/0

	Tackles			Sks/ Yds	Tk/ Loss	QB Prs	PBU	FF-FR
	Solo	Asst	Tot					
Last Game.....								
2023.....								

INACTIVE

**at N.Y. Giants (9/10), vs. N.Y. Jets (9/17), at Arizona (9/24), vs. New England (10/1), at San Francisco (10/8), at LA Chargers (10/16), vs. LA Rams (10/29), at Philadelphia (11/5) and vs. N.Y. Giants (11/12)** Inactive.

## 87 Jake Ferguson, TE

Games/Starts: 2023-9/8 Career-25/16  
Playoffs: 2022-2/2 Career-2/2

	Receiving				
	Rec.	Yds.	Avg.	Lg	TD
Last Game.....	4	26	6.5	16	1
2023.....	36	354	9.8	40	4
Career.....	55	528	9.6	40	6

Career	Special Teams							
	Solo	Asst	Tot	FF	FR	BP	BFG	BXP
1	0	-	1					

• Served as the offensive captain in Week 8.

**at N.Y. Giants (9/10)** Opened the season as the team's starting tight end, catching two passes for 11 yards.

**vs. N.Y. Jets (9/17)** Hauled in three passes for 11 yards and his first touchdown of the season on a four-yard reception in the first quarter.

**at Arizona (9/24)** Second on the team with five receptions for 48 yards (third).

**vs. New England (10/1)** Led all receivers in the game with seven receptions and 77 receiving yards. Converted five of the Cowboys 22 first downs. The last Cowboys tight end with five first down receptions was Dalton Schultz against Houston (12/11) in 2022.

**at San Francisco (10/8)** Made three grabs for 28 yards. Passed Martellus Bennett (323) for the third-most receiving yards by a Cowboys tight end in the first 21 games of his career.

**at LA Chargers (10/16)** Had one catch for 15 yards.

**vs. LA Rams (10/29)** Reeled in four receptions for 47 yards and caught an 18-yard touchdown pass on Dallas' opening drive, the longest touchdown reception of his career.

**at Philadelphia (11/5)** Tied a career-high in receptions (seven) while gaining a career-best 91 receiving yards and securing a touchdown through the air, his third score of the season. Became the fifth tight end in franchise history with five receiving touchdowns in his first two seasons - first since Gavin Escobar (2013-14). His career-long 40-yard reception in the second quarter was the longest catch by a Cowboys tight end since Blake Jarwin had a 42-yard touchdown reception in 2019 at the N.Y. Giants (11/4).

**vs. N.Y. Giants (11/12)** Caught four passes for 26 yards and a touchdown, his third consecutive game with a score. Became the first Cowboys tight end with a touchdown catch in three consecutive games since Jason Witten (three) in 2011.

## 56 Dante Fowler, DE

Games/Starts: 2023-9/0 Career-117/40  
Playoffs: 2022-2/0 Career-8/3

	Tackles			Sks/ Yds	Tk/ Loss	QB Prs	PBU	FF-FR
	Solo	Asst	Tot					
Last Game.....	1	0	1	1.0(-8)		5		
2023.....	4	0	4	1.0(-2)	2(-7)	18	3	1-0
Career.....	158	66	224	42.0(-299)	49(-168)	106	19	13-5

Career	Interceptions					Fumble Recoveries				
	No.	Yds.	Avg.	Lg	TD	No.	Yds.	Avg.	Lg	TD
5	79	15.8	53t	2						

**at N.Y. Giants (9/10)** Tallied four quarterback pressures and a career-high tying two pass breakups. Part of a defense whose 40-0 victory marked the largest shutout in Cowboys history and the largest shutout in a NFL season opener since 1999 when Pittsburgh defeated Cleveland 43-0.

**vs. N.Y. Jets (9/17)** Added a tackle.

**at Arizona (9/24)** Contributed two hurries.

**vs. New England (10/1)** Recorded a strip sack - his first sack of the season - that resulted in Leighton Vander Esch scooping up the forced fumble and returning it 11 yards for a touchdown in the second quarter. Also had two quarterback pressures.

**at San Francisco (10/8)** Recorded a tackle and a tackle for loss.

**at LA Chargers (10/16)** Notched three hurries and a pass deflection.

**vs. LA Rams (10/29)** Compiled a tackle, a tackle for loss and a quarterback pressure - the 100th of his career.

**at Philadelphia (11/5)** Had a quarterback hurry.

**vs. N.Y. Giants (11/12)** Registered a career-best five quarterback pressures along with a sack and a tackle.

## 96 Neville Gallimore, DT

Games/Starts: 2023-9/0 Career-44/14  
Playoffs: 2022-1/0 Career-2/1

	Tackles			Sks/ Yds	Tk/ Loss	QB Prs	PBU	FF-FR
	Solo	Asst	Tot					
Last Game.....	2	1	3	1.0(-6)		2		
2023.....	5	3	8	1.0(-6)	1(-2)	6	1	
Career.....	43	34	77	4.0(-27)	7(-21)	30	3	0-0

**at N.Y. Giants (9/10)** Added two quarterback hurries. Part of a defense whose 40-0 victory marked the largest shutout in Cowboys history and the largest shutout in a NFL season opener since 1999 when Pittsburgh defeated Cleveland 43-0.

**vs. N.Y. Jets (9/17)** Assisted on a tackle.

**at Arizona (9/24)** Played along the defensive line.

**vs. New England (10/1)** Made two tackles, a tackle for loss and added a quarterback pressure.

**at San Francisco (10/8)** Notched a tackle.

**at LA Chargers (10/16)** Saw action on defense.

**vs. LA Rams (10/29)** Added a hurry, a pass breakup and a tackle.

**at Philadelphia (11/5)** Played on defense.

**vs. N.Y. Giants (11/12)** Logged a season-best three tackles, tied his season-best with two hurries and collared his first sack of the season.



## 13 Michael Gallup, WR

Games/Starts: 2023-9/8 Career-78/62  
Playoffs: 2022-2/2 Career-4/3

	Receiving				
	Rec.	Yds.	Avg.	Lg	TD
Last Game.....	2	70	35.0	41t	1
2023.....	24	313	13.0	41t	1
Career.....	256	3,639	14.2	62	20

at N.Y. Giants (9/10) Made one reception for 10 yards.

vs. N.Y. Jets (9/17) Had one grab for three yards.

at Arizona (9/24) Led all receivers with six receptions for a season-high 92 yards. His six receptions were the most in a game since he had six against Philadelphia (12/27/20), and the last time he had 90-plus receiving yards in a game was 106 against Las Vegas (11/25/21).

vs. New England (10/1) Finished second amongst all receivers in the game with five catches for 60 yards.

at San Francisco (10/8) Caught two passes for 15 yards.

at LA Chargers (10/16) Played in his 75th career game and made three receptions for 24 yards.

vs. LA Rams (10/29) Made two receptions for 20 yards.

at Philadelphia (11/5) Registered two catches for 19 yards.

vs. N.Y. Giants (11/12) Hauled in two passes for 70 yards, including his first touchdown of the season - 20th of his career - on a 41-yard reception.

## 21 Stephon Gilmore, CB

Games/Starts: 2023-9/9 Career-157/150  
Playoffs: 2022-0/0 Career-7/7

	Solo	Tackles		Sks/ Yds	Tkl/ Loss	QB Prs	PBU	FF-FR
		Asst	Tot					
Last Game.....	1	0	1					
2023.....	28	5	33					
Career.....	455	71	526	1.0(-7)	8(-17)	1	136	7-3

	No.	Interceptions			TD	No.	Fumble Recoveries		
		Yds.	Avg.	Lg			Yds.	Avg.	Lg
Last Game.....		0	0.0	0	0				
2023.....	2								
Career.....	31	496	16.0	64t	2	3	0	0.0	0

at N.Y. Giants (9/10) Started his Cowboys debut to the tune of five tackles, three pass breakups and an interception. His interception was the 30th of his career - fourth among active NFL defenders. Part of a defense whose 40-0 victory marked the largest shutout in Cowboys history and the largest shutout in a NFL season opener since 1999 when Pittsburgh defeated Cleveland 43-0.

vs. N.Y. Jets (9/17) Played in his 150th career game, and his five tackles allowed him to surpass 500 for his career.

at Arizona (9/24) Posted three stops and a pass breakup.

vs. New England (10/1) Added two stops.

at San Francisco (10/8) Logged six tackles and a pass breakup.

at LA Chargers (10/16) Tallied three tackles, a pass breakup and the game-clinching interception on the Chargers final offensive possession. It was also his ninth career interception in the fourth quarter - tied for the sixth-most fourth quarter interceptions among active NFL players.

vs. LA Rams (10/29) Made four tackles and a pass breakup.

at Philadelphia (11/5) Had four stops.

vs. N.Y. Giants (11/12) Made his 150th career start and posted a tackle and two pass breakups.

## 99 Chauncey Golston, DE

Games/Starts: 2023-9/3 Career-39/3  
Playoffs: 2022-2/0 Career-3/0

	Solo	Tackles		Sks/ Yds	Tkl/ Loss	QB Prs	PBU	FF-FR
		Asst	Tot					
Last Game.....	0	1	1			1		
2023.....	3	9	12	1.0(-9)		7		1-0
Career.....	37	30	67	3.0(-18)	1(-2)	22	2	1-1

Career.....	Solo	Asst	Special Teams		FR	BP	BFG	BXP
			Tot	FF				
								1

at N.Y. Giants (9/10) Tallied a tackle, a sack, two quarterback pressures and his first career forced fumble. His sack contributed to a team seven sacks, second-most in a season opener in team history, trailing only the nine against Pittsburgh (9/4/94). Part of a defense whose 40-0 victory marked the largest shutout in Cowboys history and the largest shutout in a NFL season opener since 1999 when Pittsburgh defeated Cleveland 43-0.

vs. N.Y. Jets (9/17) Logged his first career start and had a tackle and a quarterback pressure.

at Arizona (9/24) Assisted on two tackles.

vs. New England (10/1) In his second start of the season, tallied two tackles and a quarterback pressure. Also caught a pass from punter Bryan Anger on a fake PAT attempt for a successful two-point try.

at San Francisco (10/8) Added two tackles.

at LA Chargers (10/16) Played on defense and special teams.

vs. LA Rams (10/29) Notched a tackle.

at Philadelphia (11/5) Had two tackles and two hurries.

vs. N.Y. Giants (11/12) In his third start of the season logged, a tackle and a quarterback pressure.

## 29 C.J. Goodwin, CB

Games/Starts: 2023-5/0 Career-102/1  
Playoffs: 2022-2/0 Career-8/0

	Solo	Tackles		Sks/ Yds	Tkl/ Loss	QB Prs	PBU	FF-FR
		Asst	Tot					
Last Game.....								RESERVE/INJURED-Pectoral
2023.....	0	2	2					
Career.....	13	4	15			2	2	

Last Game.....	Solo	Asst	Special Teams		FR	BP	BFG	BXP
			Tot	FF				
2023.....	3	0	3					
Career.....	43	14	57	1				

Career.....	No.	Punt Returns			Lg	TD
		Yds.	Avg.	FC		
	0	73	-	0	73	0

• Placed on Reserve/Injured on Oct. 16 with a pectoral injury.

• Signed to the active roster on Sept. 23.

• Served as the special teams captain in Week 1.

at N.Y. Giants (9/10) Promoted from the practice squad and saw time on special teams and defense, where he assisted on two tackles.

vs. N.Y. Jets (9/17) Called up from the practice squad for the second straight week and played on special teams.

at Arizona (9/24) Played in his 100th career game and led the team with two special teams tackles.

vs. New England (10/1) Saw time on special teams.

at San Francisco (10/8) Posted a tackle on special teams before leaving the game with a shoulder/pec injury and did not return.



## 95 Johnathan Hankins, DT

Games/Starts: 2023-9/9 Career-147/129  
Playoffs: 2022-2/0 Career-4/2

	Tackles			Sks/ Yds	Tk/ Loss	QB		FF-FR
	Solo	Asst	Tot			Prs	PBU	
Last Game	2	2	4					
2023	8	14	22			1	2	
Career	224	176	400	14.5(-89)	37(-87)	50	12	3-3

Career	Interceptions					Fumble Recoveries				
	No.	Yds.	Avg.	Lg	TD	No.	Yds.	Avg.	Lg	TD
Career						3	0	0.0	0	0

**at N.Y. Giants (9/10)** Started at defensive tackle and made two tackles. Part of a defense whose 40-0 victory marked the largest shutout in Cowboys history and the largest shutout in a NFL season opener since 1999 when Pittsburgh defeated Cleveland 43-0.

**vs. N.Y. Jets (9/17)** Assisted on a tackle.

**at Arizona (9/24)** Assisted on a season-high six tackles.

**vs. New England (10/1)** Had a tackle and quarterback pressure.

**at San Francisco (10/8)** In his 125th career start, logged a career-best two pass breakups while also adding four tackles.

**at LA Chargers (10/16)** Added a tackle.

**vs. LA Rams (10/29)** Assisted on a tackle.

**at Philadelphia (11/5)** Had two assisted tackles.

**vs. N.Y. Giants (11/12)** Tallied four tackles to reach 400 for his career.

## 89 Peyton Hendershot, TE

Games/Starts: 2023-3/0 Career-20/2  
Playoffs: 2022-1/0 Career-1/0

	Receiving					Rushing				
	Rec.	Yds.	Avg.	Lg	TD	Att.	Yds.	Avg.	Lg	TD
Last Game										
2023	1	3	3.0	3	0	1	0	0.0	0	0
2022	12	106	8.8	29	2	2	2	1.0	2t	1

2022	Special Teams							
	Solo	Asst	Tot	FF	FR	BP	BFG	BXP
2022	3	1	4					

• Placed on Reserve/Injured on Oct. 12 with an ankle injury.

• Served as the special teams captain in Week 3.

**at N.Y. Giants (9/10)** Played on offense and special teams.

**vs. N.Y. Jets (9/17)** Rushed once for no gain.

**at Arizona (9/24)** Had his first reception of the season for three yards.

**vs. New England (10/1)** and **at San Francisco (10/8)** Inactive/Injured-Ankle.

## 67 Brock Hoffman, C

Games/Starts: 2023-9/1 Career-12/1  
Playoffs: 2022-1/0 Career-1/0

• Signed to the active roster on Sept. 30.

**at N.Y. Giants (9/10)** Promoted from the practice squad and played on offense and special teams.

**vs. N.Y. Jets (9/17)** Called up from the practice squad for the second straight week to play on special teams.

**at Arizona (9/24)** Made his first career start at center for an injured Tyler Biadasz (hamstring). Blocked for an offense that accumulated a season-high 416 total net yards and 185 rushing yards. The offense also notched 26 first downs, including a season-best 12 rushing first downs that tied the most rushing first downs in a game since Head Coach Mike McCarthy arrived in 2020 - against Carolina (10/3/21) and at Minnesota (11/20/22).

**vs. New England (10/1)** and **at San Francisco (10/8)** Played on offense and special teams.

**at LA Chargers (10/16)** Saw time on special teams.

**vs. LA Rams (10/29)** Saw action on offense and special teams.

**at Philadelphia (11/5)** Played on special teams.

**vs. N.Y. Giants (11/12)** Played on offense and special teams.

## 28 Malik Hooker, S

Games/Starts: 2023-9/9 Career-76/53  
Playoffs: 2022-2/2 Career-4/3

	Tackles			Sks/ Yds	Tk/ Loss	QB Prs	PBU	FF-FR
	Solo	Asst	Tot					
Last Game	2	1	3					
2023	21	16	37		1(-1)		2	1-0
Career	183	88	271		6(-12)		18	1-3

Career	Interceptions					Fumble Recoveries				
	No.	Yds.	Avg.	Lg	TD	No.	Yds.	Avg.	Lg	TD
Career						3	41	13.6	38t	1

Last Game	Interceptions					Fumble Recoveries				
	No.	Yds.	Avg.	Lg	TD	No.	Yds.	Avg.	Lg	TD
2023	1	0	0.0	0	0					
Career	12	175	14.6	32	0	3	41	13.6	38t	1

Career	Special Teams			
	Solo	Asst	Tot	
Career	1	0	1	

• Served as the defensive captain in Week 4.

**at N.Y. Giants (9/10)** Posted five tackles in a start at safety. Part of a defense whose 40-0 victory marked the largest shutout in Cowboys history and the largest shutout in a NFL season opener since 1999 when Pittsburgh defeated Cleveland 43-0.

**vs. N.Y. Jets (9/17)** Pulled in his first interception of the season along with two pass breakups and two tackles.

**at Arizona (9/24)** Tallied six stops.

**vs. New England (10/1)** Registered three tackles to reach 250 for his career.

**at San Francisco (10/8)** Tied for second on the defense with nine stops.

**at LA Chargers (10/16)** Made his 50th career start to the tune of two tackles.

**vs. LA Rams (10/29)** Added a tackle.

**at Philadelphia (11/5)** Played in his 75th career game and totaled six tackles, a tackle for loss and his first career forced fumble.

**vs. N.Y. Giants (11/12)** Notched three stops.

## 19 Noah Igbinoghene, CB

Games/Starts: 2023-4/0 Career-36/5  
Playoffs: 2022-0/0 Career-0/0

	Tackles			Sks/ Yds	Tk/ Loss	QB Prs	PBU	FF-FR
	Solo	Asst	Tot					
Last Game								
2023								
Career	21	3	24				5	0-2

Career	Interceptions					Fumble Recoveries				
	No.	Yds.	Avg.	Lg	TD	No.	Yds.	Avg.	Lg	TD
Career	1	0	0.0	0	0	3	0	0.0	0	0

Career	Special Teams							
	Solo	Asst	Tot	FF	FR	BP	BFG	BXP
Career			5					

Career	Kickoff Returns				
	No.	Yds.	Avg.	Lg	TD
Career	4	68	17.0	22	0

**at N.Y. Giants (9/10)** Made his Cowboys debut and played on defense and special teams. Returned a blocked field goal 58 yards for his first career touchdown. It marked the first time Dallas returned a blocked field goal for a touchdown since against Minnesota (10/21/07) when Chris Canty made the block, and Patrick Watkins recovered the ball and returned it 68 yards for the score.

**vs. N.Y. Jets (9/17)** Inactive.

**at Arizona (9/24)** and **vs. New England (10/1)** Played on special teams.

**at San Francisco (10/8)** Saw action on defense and special teams.

**at LA Chargers (10/16), vs. LA Rams (10/29), at Philadelphia (11/5) and vs. N.Y. Giants (11/12)** Inactive.

## 46 Malik Jefferson, LB

Games/Starts: 2023-3/0 Career-38/0  
Playoffs: 2022-0/0 Career-0/0

Last Game	Tackles			Sks/ Yds	Tkl/ Loss	QB Prs	PBU	FF-FR
	Solo	Asst	Tot					
2023	1	1	2		1(-4)			
Career	2	3	5		1(-4)			

Last Game	Special Teams			FF	FR	BP	BFG	BXP
	Solo	Asst	Tot					
2023	1	0	1					
Career	9	5	14					

- Served as the special teams captain in Week 6.

**vs. New England (10/1)** Was elevated from the practice squad to make his season debut on special teams.

**at San Francisco (10/8)** Elevated for the second straight week and posted two tackles and his first career tackle for loss on defense.

**at LA Chargers (10/16)** Elevated from the practice squad for the third straight game and notched a tackle on special teams.

## 1 Jayron Kearse, S

Games/Starts: 2023-9/7 Career-112/48  
Playoffs: 2022-2/2 Career-6/3

Last Game	Tackles			Sks/ Yds	Tkl/ Loss	QB Prs	PBU	FF-FR
	Solo	Asst	Tot					
2023	28	12	40	1.0(-2)	2(-7)	4	3	
Career	226	97	323	4.5(-20)	16(-37)	24	28	2-4

Last Game	Interceptions					Fumble Recoveries				
	No.	Yds.	Avg.	Lg	TD	No.	Yds.	Avg.	Lg	TD
2023	1	32	32.0	32	0					
Career	5	68	13.6	34	0	4	7	1.7	6	0

Career	Special Teams			FF	FR	BP	BFG	BXP
	Solo	Asst	Tot					
			45					

- Served as the defensive captain in Week 8.

**at N.Y. Giants (9/10)** Started at safety and finished second on the defense with seven tackles and a hurry. Part of a defense whose 40-0 victory marked the largest shutout in Cowboys history and the largest shutout in a NFL season opener since 1999 when Pittsburgh defeated Cleveland 43-0.

**vs. N.Y. Jets (9/17)** Gathered an interception he returned 32 yards along with two tackles and a pass breakup.

**at Arizona (9/24)** Logged six stops.

**vs. New England (10/1)** Recorded two tackles to reach 300 for his career while also adding two pass breakups.

**at San Francisco (10/8)** Tallied three tackles, a tackle for loss and a sack - both the first of the season.

**at LA Chargers (10/16)** Tied for second on the defense with seven tackles while also adding two quarterback pressures.

**vs. LA Rams (10/29)** Made five tackles and one tackle for loss.

**at Philadelphia (11/5)** Added five stops.

**vs. N.Y. Giants (11/12)** Logged three tackles and a hurry.

## 88 CeeDee Lamb, WR

Games/Starts: 2023-9/9 Career-58/53  
Playoffs: 2022-2/2 Career-3/3

Last Game	Receiving					Rushing				
	Rec.	Yds.	Avg.	Lg	TD	Att.	Yds.	Avg.	Lg	TD
2023	68	975	14.3	49	4	5	47	9.4	14	1
Career	328	4,371	13.3	52t	24	34	252	7.4	33	2

Career	Punt Returns					Kickoff Returns					
	No.	Yds.	Avg.	FC	Lg	TD	No.	Yds.	Avg.	Lg	TD
	38	311	8.2	18	27	0	1	47	47.0	47t	1

- Served as the offensive captain in Week 2.

**at N.Y. Giants (9/10)** Played in his 50th career game and paced all receivers with a game-high four receptions for 77 yards, including a long catch of 49 yards. Now has 3,473 career receiving yards to pass Dez Bryant (3,440) for the most receiving yards by a Cowboys player in their first 50 career games.

**vs. N.Y. Jets (9/17)** Led all receivers with 11 catches for 143 yards. Tied with Dez Bryant (four) for the fifth-most 10-catch games in Cowboys history and are the most in a Cowboys player's first four seasons. Notched his fourth career game with at least 10 receptions and 100 yards, tied with Miles Austin for fourth in franchise history.

**at Arizona (9/24)** Made four receptions for 53 yards and rushed twice for nine yards.

**vs. New England (10/1)** Had four receptions for 36 yards and his first receiving touchdown of the season. His touchdown was also the 21st touchdown catch of his career to serve as the fourth-most touchdown receptions in a Cowboys player's first four seasons.

**at San Francisco (10/8)** Collected four passes for 49 yards.

**at LA Chargers (10/16)** Made his 50th career start to the tune of seven catches for 117 yards. It was his 12th career 100-yard receiving game, second of the season. Caught five passes for 84 yards in the first half, the fourth-most first half receiving yards in his career.

**vs. LA Rams (10/29)** Tallied a career-high 12 receptions for 158 yards (158) and tied a career-best with two touchdowns. Notched his third career game with at least 10 receptions, 100 yards and two touchdowns, the most such games in franchise history. Recorded his sixth career multi-touchdown game, third-most multi-touchdown games in a Cowboys player's first four seasons. Reached 300 (308) career receptions and 4,000 (4,029) career receiving yards. Became the fastest receiver in franchise history to reach 300 career catches and the 17th NFL receiver to surpass 300 receptions in his first 56 career games. His 12 receptions were the most by a Cowboys player since Amari Cooper collected 13 receptions in the 2021 season opener at Tampa Bay (9/9). Became the second-fastest Cowboy to reach 4,000 yards (56 games) and the third player in team history with 4,000 yards in his first four seasons, joining Bob Hayes (4,142) and Dez Bryant (4,104). Caught nine passes for 122 yards and two touchdowns in the first half. His 122 yards are the most in the first half in a game in his career, and the third time in his career he has surpassed 100 receiving yards in a first half. His 170 scrimmage yards (158 receiving and 12 rushing) were a career-best and the most by any Cowboys player since Tony Pollard had 189 scrimmage yards in 2022 at Minnesota (11/20).

**at Philadelphia (11/5)** Notched 11 receptions for a career-high 191 yards, the fifth-most receiving yards by any NFL receiver in a game this season. His 191 receiving yards were the most by any Cowboy since Amari Cooper had 226 against Green Bay (10/6/19). Now has three games in 2023 with 10 receptions and 150 receiving yards, tied with Michael Irvin for the most 10-catch, 150-yard games in a season in franchise history. His six career contests with 10-plus catches are the most by any Cowboys player in the first four seasons of a career, and also tied Cooper for the third-most games in team history with 10-plus receptions, trailing Irvin (seven) and Jason Witten (11). Also has six career games with 10-plus receptions and 100 receiving yards, tied with Witten for the second-most 10-catch, 100-yard games in franchise history. Became the first Cowboy with 150 receiving yards in back-to-back games since Miles Austin in 2009 (at Kansas City, 10/11 - against Atlanta, 10/25) and is one-of-three Cowboys with 10 receptions in back-to-back games overall. Recorded his third consecutive 100-yard receiving game, the second such streak of his career (at Jacksonville, 12/18/22 - at Tennessee, 12/29/22). Joined Irvin as the only two players in franchise history with multiple three-game streaks of 100 receiving yards. Has recorded a reception in 50 straight games dating back to his rookie season (at Washington, 10/25/20) to become the eighth Cowboy - 10th instance - to accomplish that feat, and the first since Cole Beasley (51, 2015-18). Was his third game with 10-or-more receptions, tying his own mark from 2022 (three), Witten (2010) and Irvin (1995) for the most 10-catch games in a season in team history.

**vs. N.Y. Giants (11/12)** Recorded 11 receptions for 151 yards and a touchdown, and rushed once for a season-long 14 yard score. It was his his third consecutive game with 10-plus catches and 150 receiving yards to establish an NFL record. Was also his fourth consecutive 100-yard receiving game to become the first Cowboys receiver with four straight 100-yard games since Terrell Owens in 2007. Now has four games in 2023 with 10 receptions, the most such games in a season in franchise history and the most such games in the NFL this season. His seven career contests with 10-plus catches are the most by any Cowboys player in the first four seasons of a career. His seven games also tied Irvin for the second-most games in team history with 10-plus receptions. Was his 15th career 100-yard receiving game, tied with Bob Hayes for the most 100-yard games by a Cowboys player in his first four seasons. All-time, Lamb's 15 career 100-yard games rank seventh in franchise history. Became the first Cowboy with 150 receiving yards in three consecutive games, and the first NFL player to do so since Josh Gordon in 2013. Became the first player in franchise history - 11th in NFL history - with three consecutive games of 10-plus receptions.

## 15 Trey Lance, QB

Games/Starts: 2023-0/0 Career-8/4  
Playoffs: 2022-0/0 Career-0/0

Last Game	Att	Com	Passing			Int	Lng	Sk/Yds	Rtng
			Yds	Pct	Yds/Att				
2023			INACTIVE/3RD QB						
Career	102	56	797	54.9	7.8	5	3	76t	6/24 84.5

Last Game	Att.	Yds.	Rushing		TD	Rec.	Receiving		
			Yds.	Lg			Yds.	Lg	TD
2023			INACTIVE/3RD QB						
Career	54	235	4.4	15	1				

at N.Y. Giants (9/10), vs. N.Y. Jets (9/17), at Arizona (9/24), vs. New England (10/1), at San Francisco (10/8), at LA Chargers (10/16), vs. LA Rams (10/29), at Philadelphia (11/5) and vs. N.Y. Giants (11/12) Inactive/Third Quarterback.

## 90 DeMarcus Lawrence, DE

Games/Starts: 2023-9/9 Career-129/111  
Playoffs: 2022-2/2 Career-8/5

Last Game	Solo	Tackles		Sks/ Yds	Tkl/ Loss	QB Prs	PBU	FF-FR
		Asst	Tot					
2023	13	12	25	3.0(-18)	3(-7)	27	2	
Career	220	141	361	57.5(-456)	58(-134)	302	18	19-8

Career	Interceptions				Fumble Recoveries					
	No.	Yds.	Avg.	Lg	TD	No.	Yds.	Avg.	Lg	TD
	2	53	26.5	40t	1	8	24	3.0	19tt	1

- Served as the defensive captain in Week 1.
- at N.Y. Giants (9/10) Started the season opener and provided a tackle, a sack and three hurries. The defense totaled seven sacks, second-most in a season opener in team history, trailing only the nine against Pittsburgh (9/4/94). Part of a defense whose 40-0 victory marked the largest shutout in Cowboys history and the largest shutout in a NFL season opener since 1999 when Pittsburgh defeated Cleveland 43-0.
- vs. N.Y. Jets (9/17) Contributed three tackles, a tackle for loss, six quarterback pressures and a pass breakup.
- at Arizona (9/24) Tallied four tackles, one for loss, a sack and two quarterback pressures.
- vs. New England (10/1) Added four hurries and a tackle.
- at San Francisco (10/8) Played in his 125th career game and totaled four stops and a hurry.
- at LA Chargers (10/16) Logged five tackles, three hurries and a pass breakup.
- vs. LA Rams (10/29) Made three tackles, a tackle for loss and a hurry.
- at Philadelphia (11/5) Contributed two stops and four hurries.
- vs. N.Y. Giants (11/12) Compiled two tackles, a sack and three quarterback pressures to surpass 300 (302) for his career.

## 2 Jourdan Lewis, CB

Games/Starts: 2023-8/2 Career-91/45  
Playoffs: 2022-0/0 Career-3/0

Last Game	Solo	Tackles		Sks/ Yds	Tkl/ Loss	QB Prs	PBU	FF-FR
		Asst	Tot					
2023	12	7	19		1(-1)		1	1-1
Career	227	52	279	8.5(-46)	9(-17)	3	33	2-7

Last Game	Interceptions				Fumble Recoveries					
	No.	Yds.	Avg.	Lg	TD	No.	Yds.	Avg.	Lg	TD
2023						1	0	0.0	0	0
Career	8	140	17.5	66	0	7	87	12.4	63t	1

Career	Special Teams			Rushing				
	Solo	Asst	Tot	Att.	Yds.	Avg.	Lg	TD
	3	0	3	2	12	6.0	7t	0

Career	Kickoff Returns				
	No.	Yds.	Avg.	Lg	TD
	2	38	19.0	19t	0

at N.Y. Giants (9/10) Inactive.  
vs. N.Y. Jets (9/17) Made his season debut on defense.

at Arizona (9/24) Logged his first stats of the season with three tackles and a tackle for loss.

vs. New England (10/1) Tallied five stops.

at San Francisco (10/8) Notched two tackles, a pass breakup and forced and recovered a fumble. It was his first forced fumble and fumble recovery since at Washington (12/12/21).

at LA Chargers (10/16) Added three stops.

vs. LA Rams (10/29) Made his first start of the season when the defense opened the game with three cornerbacks and had three stops.

at Philadelphia (11/5) Assisted on a tackle.

vs. N.Y. Giants (11/12) Had two stops.

## 40 Hunter Luepke, RB

Games/Starts: 2023-9/0 Career-9/0

Last Game	Att.	Yds.	Rushing			Rec.	Yds.	Avg.	Lg	TD
			Yds.	Avg.	Lg					
2023	3	13	4.3	9	1	2	10	5.0	12	0

Last Game	Kickoff Returns				
	No.	Yds.	Avg.	Lg	TD
2023	1	0	0.0	0	0

Last Game	Solo	Asst	Tot	FF	FR	BP	BFG	BXP
2023	1	1	2					

at N.Y. Giants (9/10) Made his NFL debut on offense and special teams.  
vs. N.Y. Jets (9/17) Recorded his first career stats when he recovered a kickoff on a squib kick in the second quarter.

at Arizona (9/24) Notched his first career stats on offense with one rush for nine yards and one reception for 12 yards.

vs. New England (10/1) Rushed two times for four yards including a three-yard score for his first career NFL touchdown. The last Cowboys rookie to rush for his first career touchdown within the first four games of the season was Tony Pollard in 2019 (vs. Mia, 9/22).

at San Francisco (10/8) Saw action on offense and special teams where he notched his first career special teams tackle.

at LA Chargers (10/16) Played on offense and special teams.

vs. LA Rams (10/29) Caught one pass for a loss of two yards on offense and also saw time on special teams.

at Philadelphia (11/5) Assisted on a tackle on special teams.

vs. N.Y. Giants (11/12) Saw time on offense and special teams.

## 70 Zack Martin, G

Games/Starts: 2023-8/8 Career-145/145  
Playoffs: 2022-2/2 Career-8/8

- Served as the offensive captain in Week 6.
- at N.Y. Giants (9/10) Started the season opener at right guard and blocked for an offense that generated 265 total net yards, including 122 yards on the ground highlighted by 70 yards and two rushing scores by Tony Pollard. The offensive line also did not allow a sack of Dak Prescott during 24 dropbacks as he passed for 143 yards.

vs. N.Y. Jets (9/17) Part of an offense that commanded the time of possession with a mark of 42:15, the second-highest amount for a non-overtime, regular season game in franchise history. Collectively, the offense compiled 382 total net yards and 26 first downs. Left the game in the fourth quarter with an ankle injury but returned for the final offensive series.

at Arizona (9/24) Inactive/Injured-Ankle.

vs. New England (10/1) Returned from a one-game absence (ankle) to start at right guard. Assisted the offense in compiling four drives of 10-plus plays, giving the Dallas offense a league-leading 16 on the season. On the day, the offense racked up 377 total net yards and 22 first downs, while holding the ball for 35:09.

at San Francisco (10/8) The offense, behind the offensive line, was limited to 197 total net yards, eight first downs and a 22:55 time of possession mark.

at LA Chargers (10/16) Helped an offense that posted 342 total net yards, a season-high 272 passing yards and 20 first downs.

vs. LA Rams (10/29) The team exploded for a season-high 43 points and 285 passing yards as part of 387 total net yards and 24 first downs. Behind the line's protection, Prescott threw for 304 yards and a season-best four touchdowns.

at Philadelphia (11/5) Helped block for an offense that accumulated a season-high 333 net passing yards and 406 total net yards (second-most this season). Prescott amassed a season-high 374 yards along with three touchdowns in the air behind the line's blocking.



Zack Martin, cont.

**vs. N.Y. Giants (11/12)** In a historic performance, the offense produced 640 total net yards behind the guidance of the offensive line, the second-most yards gained in a single game in franchise history behind a 652-yard performance in 1966 against Philadelphia (10/9). The unit also tallied a season-best 472 net passing yards - second-most in a single game in franchise history - and 32 first downs - tied for the third-most in a single game in team history. For the first time in franchise history, the offense had two rushers over 50 rushing yards (Tony Pollard - 55; Rico Dowdle - 79) and multiple receivers over 150 receiving yards (Brandin Cooks - 173; and CeeDee Lamb - 151). The line did not allow a sack of a Cowboys quarterback for the second time this season as Prescott passed for a season-best 404 yards on 35 attempts and backup Cooper Rush threw for 68 yards on nine attempts.

**84 Sean McKeon, TE**  
 Games/Starts: 2023-6/0 Career-42/3  
 Playoffs: 2022-2/0 Career-3/0

		Receiving					Special Teams									
		Rec.	Yds.	Avg.	Lg	TD	Solo	Asst	-	Tot	FF	FR	BP	BFG	BXP	
Last Game.....																
2023.....																
Career.....		6	38	6.3	12	1										
Last Game.....																
2023.....																
Career.....		1	3	-	4							1				

- Signed to the active roster on Oct. 12.
- vs. New England (10/1)** Elevated from the practice squad to make his first appearance of the season on offense and special teams, recovering a fumble on offense.
- at San Francisco (10/8)** Elevated from the practice squad for the second straight week to play on offense and special teams.
- at LA Chargers (10/16), vs. LA Rams (10/29) and at Philadelphia (11/5)** Saw time on offense and special teams.
- vs. N.Y. Giants (11/12)** Assisted on a special teams tackle.

**24 Israel Mukuamu, S**  
 Games/Starts: 2023-6/0 Career-35/3  
 Playoffs: 2022-2/0 Career-2/0

		Tackles			Sks/	Tkl/	QB	PBU			FF-FR
		Solo	Asst	-	Tot	Yds	Loss	Prs	PBU	FF-FR	
Last Game.....		2	0	-	2				1		
2023.....		2	0	-	2				1	0-1	
Career.....		15	3	-	18			1	2	0-1	
		Interceptions					Fumble Recoveries				
		No.	Yds.	Avg.	Lg	TD	No.	Yds.	Avg.	Lg	TD
Career.....		1	0	0.0	0	0					
		Special Teams									
		Solo	Asst	-	Tot	FF	FR	BP	BFG	BXP	
Last Game.....											
2023.....		0	1	-	1						
Career.....		2	1	-	3						

- Served as the special teams captain in Week 10.
- at N.Y. Giants (9/10)** Played on special teams and defense where he recovered his first career fumble.
- vs. N.Y. Jets (9/17)** Saw time on defense and special teams.
- at Arizona (9/24), vs. New England (10/1) and at San Francisco (10/8)** Inactive.
- at LA Chargers (10/16)** Played on special teams.
- vs. LA Rams (10/29)** Saw time on defense and special teams.
- at Philadelphia (11/5)** Assisted on a special teams tackle.
- vs. N.Y. Giants (11/12)** Tallied two tackles and a pass breakup - his first defensive statistics of the season - in his 25th career game.

**97 Osa Odighizuwa, DT**  
 Games/Starts: 2023-9/9 Career-42/38  
 Playoffs: 2022-2/2 Career-3/2

		Tackles			Sks/	Tkl/	QB	PBU			FF-FR
		Solo	Asst	-	Tot	Yds	Loss	Prs	PBU	FF-FR	
Last Game.....		1	0	-	1		1(-5)	1			
2023.....		13	18	-	33	3.0(-18)	3(-10)	18			
Career.....		57	48	-	107	9.0(-65)	12(-33)	46		1-0	

- Served as the defensive captain in Week 2.

**at N.Y. Giants (9/10)** Started the season opener and tallied a career-high 2.0 sacks - his first career game with 2.0-or-more sacks - along with four tackles and three quarterback pressures. His sacks contributed to a team seven sacks, second-most in a season opener in team history, trailing only the nine against Pittsburgh (9/4/94). Part of a defense whose 40-0 victory marked the largest shutout in Cowboys history and the largest shutout in a NFL season opener since 1999 when Pittsburgh defeated Cleveland 43-0.

- vs. N.Y. Jets (9/17)** Tallied two tackles, a sack and a hurry.
- at Arizona (9/24)** Contributed four tackles and a tackle for loss.
- vs. New England (10/1)** Added four stops.
- at San Francisco (10/8)** Logged four tackles and three hurries.
- at LA Chargers (10/16)** Set career-highs in tackles (seven) and quarterback pressures (five) while also adding a tackle for loss.
- vs. LA Rams (10/29)** Made three tackles to reach 100 for his career along with three quarterback pressures.
- at Philadelphia (11/5)** Totaled four stops and two hurries.
- vs. N.Y. Giants (11/12)** Notched a tackle, a tackle for loss and a hurry.

**11 Micah Parsons, LB**  
 Games/Starts: 2023-9/9 Career-42/42  
 Playoffs: 2022-2/2 Career-3/3

		Tackles			Sks/	Tkl/	QB	PBU			FF-FR
		Solo	Asst	-	Tot	Yds	Loss	Prs	PBU	FF-FR	
Last Game.....								5			
2023.....		14	13	-	27	7.5(-62)	4(-9)	48	2	1-1	
Career.....		100	45	-	145	34.0(-271)	21(-54)	159	8	7-4	
		Interceptions					Fumble Recoveries				
		No.	Yds.	Avg.	Lg	TD	No.	Yds.	Avg.	Lg	TD
Last Game.....											
2023.....							1	0	0.0	0	0
Career.....							3	36	12.0	36t	1

- Served as the defensive captain in Week 6.
- Earned NFC Defensive Player of the Month (September) for the first time of his career, and joined Sean Lee as the only Cowboys linebackers to win the award. Finished the month of September with 10 tackles, 4.0 sacks, 15 quarterback hurries, a pass breakup, a forced fumble and a fumble recovery.
- Named NFC Defensive Player of the Week (Week 2) for the third time of his career after tallying 2.0 sacks, three tackles - two for loss - six quarterback hurries, a pass breakup, a forced fumble and a fumble recovery against the Jets.

**at N.Y. Giants (9/10)** Started at defensive end and posted two tackles, a sack and six quarterback pressures. His sack gave him 27.5 for his career - tied with Joey Bosa for the 10th-most in NFL history through a player's first 34 career games. His sack contributed to a team seven sacks, second-most in a season opener in team history, trailing only the nine against Pittsburgh (9/4/94). Part of a defense whose 40-0 victory marked the largest shutout in Cowboys history and the largest shutout in a NFL season opener since 1999 when Pittsburgh defeated Cleveland 43-0.

**vs. N.Y. Jets (9/17)** Compiled three tackles, two tackles for loss, 2.0 sacks, six quarterback hurries, a pass breakup, a forced fumble and a fumble recovery. His 10 career games with 2.0-or-more sacks tied Aldon Smith and Shawne Merriman for the most 2.0-sack games in an NFL player's first 35 career games. In total, his 29.5 career sacks are the eighth-most through a NFL player's first 35 career games, and he is the first player with 29.5 sacks through his first 35 games since Myles Garrett (30.5).

- at Arizona (9/24)** Posted five stops, a sack and three hurries. It was his third straight game with a sack, and he became the fifth Cowboy - sixth instance - to start the season with a three-game sack streak, joining DeMarcus Ware (2008 and 2011), Anthony Spencer (2011), DeMarcus Lawrence (2017) and Jason Hatcher (2013). Became the eighth NFL player - first Cowboy - since 1982 to surpass 30.0 sacks in his first 36 career games.
- vs. New England (10/1)** Notched a career-high nine quarterback pressures, two tackles and a tackle for loss.
- at San Francisco (10/8)** Logged six stops and two hurries.
- at LA Chargers (10/16)** Added a sack, eight hurries and a tackle.
- vs. LA Rams (10/29)** Tallied a tackle, a tackle for loss, a sack, seven hurries and a pass breakup.
- at Philadelphia (11/5)** Totaled a season-high seven tackles, 1.5 sacks and four hurries. It was his 11th career multi-sack game - most by any Cowboy in their first three seasons. It was his third straight game with a sack - his second such streak this season.
- vs. N.Y. Giants (11/12)** Contributed five quarterback pressures.



## 20 Tony Pollard, RB

Games/Starts: 2023-9/9 Career 71/15  
Playoffs: 2022-2/0 Career-3/0

	Rushing					Receiving				
	Att.	Yds.	Avg.	Lg	TD	Rec.	Yds.	Avg.	Lg	TD
Last Game.....	15	55	3.7	15	0					
2023.....	135	529	3.9	31	2	29	190	6.6	60	0
Career.....	645	3,145	4.9	58t	19	150	1,198	8.0	68t	5

	Kickoff Returns				
	No.	Yds.	Avg.	Lg	TD
Career.....	63	1,500	23.8	100t	1

	Special Teams								
	Solo	Asst	-	Tot	FF	FR	BP	BFG	BXP
Career.....	7	0	-	7					

- Served as the offensive captain in Week 1.
- at N.Y. Giants (9/10)** Opened the season as the starting running back and rushed for 70 yards on 14 carries (5.0 avg.) and totaled two touchdowns on the ground, his fourth career game with multiple rushing touchdowns. Also became the 10th player in team history to rush for multiple touchdowns in a season opener, and the first since Marion Barber in 2008 (at Cleveland, 9/7).
- vs. N.Y. Jets (9/17)** Tallied a career-high 25 carries for 72 yards and caught seven passes for 37 yards for a career-high 32 total touches. Became the first Cowboys running back to carry the ball 25 times in a game since Ezekiel Elliott had 28 rushes at the N.Y. Jets (10/13/19). Totaled 109 scrimmage yards, his 13th career game with 100 scrimmage yards.
- at Arizona (9/24)** Carried the ball 23 times for 122 yards (5.3 avg.) - third-most rushing yards in a game of his career. It also marked his seventh career 100-yard rushing game and his first since he had 115 yards at Green Bay (11/13/22). Part of a rushing attack that accumulated a season-high 185 rushing yards and 12 rushing first downs - tied for the most rushing first downs in a game since Head Coach Mike McCarthy arrived in 2020 - against Carolina (10/3/21) and at Minnesota (11/20/22). Also had three receptions for -1 yard to tally 121 scrimmage yards, his 14th career game with 100 scrimmage yards.
- vs. New England (10/1)** Added 47 yards on 11 rushes and 13 yards on three catches.
- at San Francisco (10/8)** Rushed eight times for 29 yards and caught four passes for 35 yards, including a season-long catch of 26 yards.
- at LA Chargers (10/16)** Finished with 110 scrimmage yards (30 rushing; 80 receiving), his third game this season - 15th of his career - with 100-plus scrimmage yards. Had a 60-yard reception - second-longest catch of his career - as part of his six receptions (tied the second-most in his career) for 80 receiving yards (second).
- vs. LA Rams (10/29)** Tallied 53 yards on 12 rushes and two yards on one reception. Became the 12th player in franchise history to reach 3,000 career rushing yards (3,039).
- at Philadelphia (11/5)** Ran 12 times for 51 yards and caught three passes for 12 yards.
- vs. N.Y. Giants (11/12)** Totaled 55 yards on 15 carries. Part of an offense that produced two rushers over 50 rushing yards (Pollard - 55; Rico Dowdle - 79) and multiple receivers over 150 receiving yards (Brandin Cooks - 173; CeeDee Lamb - 151) for the first time in franchise history.

## 4 Dak Prescott, QB

Games/Starts: 2023-9/9 Career-106/106  
Playoffs: 2022-2/2 Career-6/6

	Passing										
	Att	Com	Yds	Pct	Yds/Att	TD	Int	Lng	Sk/Yds	Rtg	
Last Game.....	35	26	404	74.3	11.5	4	1	41t	0/0	138.3	
2023.....	300	212	2,415	70.7	8.1	17	6	60	22/155	105.1	
Career.....	3,583	2,397	27,358	66.9	7.6	183	71	90t	218/1,317	98.4	

	Rushing					Receiving				
	Att.	Yds.	Avg.	Lg	TD	Rec.	Yds.	Avg.	Lg	TD
Last Game.....	2	17	8.5	10t	1					
2023.....	31	135	4.4	18t	2					
Career.....	383	1,777	4.6	42	28	1	11	11.0	11t	1

- Served as the offensive captain in Week 5.
- at N.Y. Giants (9/10)** Opened the season 13-of-24 (54.2) for 143 yards with no touchdowns and no interceptions. Also added one rush for six yards. Won his 11th consecutive start against the New York Giants, tying Roger Staubach with the longest win streak against the Giants since 1950. Also improved his career record against the NFC East to 28-7, and in total, his 62 career wins tied Danny White for the fourth-most wins among Cowboys quarterbacks. Eclipsed 25,000 career passing yards (25,086), joining Aaron Rodgers as the only two players in NFL history to amass 25,000 passing yards and 1,500 rushing yards in their first 100 career games.
- vs. N.Y. Jets (9/17)** Completed 31-of-38 passes (81.6%) for 255 yards, two touchdowns and no interceptions. Has now thrown a touchdown pass against 30 of the 31 opposing NFL teams. Also totaled a 112.2 passer rating, his 51st career game with a passer rating of 100.0-or-better. His 81.6 completion percentage was the sixth-highest of his career and his highest completion rate since last season at Minnesota (11/20 88.0%). Was his 63rd career win as the starting quarterback to break a tie with Danny White (62) for the fourth-most all-time wins among Cowboys quarterbacks.
- at Arizona (9/24)** Played and started in his 100th career game as he passed for 249 yards with one touchdown and an interception on 25-of-40 passes (62.5%). With 25 completions, he (2,254) surpassed Jared Goff and Matt Ryan for the third-most completions in a player's first 100 career games, and his 25,590 career passing yards are the eighth-most passing yards by a player in his first 100 career games in NFL history.
- vs. New England (10/1)** Connected on 28-of-34 passes for 261 yards with one touchdown and no interceptions. His 82.4 completion percentage was a season-high and the sixth-highest of his career. Also finished with a 108.5 passer rating, his second game this season with a 100.0 rating and the 52nd of his career, which is the second-most 100.0 rating games in a NFL quarterback's first eight seasons (Russell Wilson, 65).
- at San Francisco (10/8)** Held to 153 yards on 14-of-24 passes with one touchdown and three interceptions. Also rushed once for two yards.
- at LA Chargers (10/16)** Threw for 272 yards - including a season-long pass of 60 yards - on 21-of-30 passes with one touchdown. Also led the team with a season-high 40 yards on seven carries and a touchdown. His rushing touchdown was an 18-yard rush that marked the longest rushing score of his career and the longest by a Cowboys quarterback since Jon Kitna had a 29-yard touchdown run in 2010 against Detroit (11/21). It also marked his 27th career rushing score and his first since 2022 against Chicago (10/30). His 40 rushing yards were the sixth-most in a game of his career, and his seven rushing attempts were the most since 2021 at Washington (12/12). After throwing a touchdown, he has now thrown a touchdown against all 31 NFL opponents. Improved his career record to 5-1 on Monday Night Football. Orchestrated a 14-play, 54-yard drive that resulted in a field goal to take a 20-17 lead in the fourth quarter. Dallas held on to win, giving him his 20th game-winning drive, tied with Ben Roethlisberger and Ryan Tannehill for the fifth-most game-winning drives since 2016, and his 20 game-winning drives are second in team history behind Romo (24). His 9.07 yards-per-attempt was his highest mark of the season and the most since averaging 9.91 yards-per-attempt in 2022 against Philadelphia (12/24).

Dak Prescott, cont.

**vs. LA Rams (10/29)** Completed 25-of-31 passes for 304 yards, four touchdowns and one interception. His four passing touchdowns marked his eighth career game with four scores through the air, tying White for second in Cowboys history, and it was the first time he accomplished this feat since throwing four touchdowns in the season finale at Philadelphia (1/8/22). His 80.6% completion rate was his third game of the season with a completion percentage of 80.0%-or-higher, most in the NFL. Now has six career games with 300 yards and four passing touchdowns, tied with Romo for the most such games in team history. It was his first 300-yard passing performance of the season and the 22nd of his career, second in team history behind Romo (46). His 133.7 passer rating was his highest rating of the season and the highest since a 139.3 passer rating at Minnesota (11/20/22). His 9.81 yards-per-attempt was his highest mark of the season.

**at Philadelphia (11/5)** Connected on 29-of-44 passes for a season-high 374 yards and three touchdowns. His 374 passing yards were his most in a non-overtime game since throwing for 403 yards at Tampa Bay (9/9/21). Has seven touchdown passes in the last two games, the most touchdowns in a two-game span since he threw eight scores in the last two games of the 2021 season (against Arizona, 1/2/22 and at Philadelphia, 1/8/22). It was his 32nd career game with three-or-more touchdowns, and he has recorded three-or-more touchdown passes in four straight games against Philadelphia. With a 115.2 passer rating, he has recorded a 100.0 passer rating-or-better in three consecutive games, the first time since in 2021 (against Washington, 12/26 - at Philadelphia, 1/8/22). Recorded his 55th career game with a 100.0 passer rating-or-better, second in Cowboys history behind Romo (67).

**vs. N.Y. Giants (11/12)** Threw for a season-high 404 yards on 26-of-35 passes (74.3%) with four touchdowns to one interception. Also rushed twice for 17 yards and a score. Notched his 10th career 400-yard game, tied with Dan Marino and Patrick Mahomes for the most 400-yard passing games in a player's first eight seasons. His 10 400-yard games are also the most in franchise history. Was his first 400-yard passing game since a 445-yard performance in 2021 at New England (10/17). In his last three games, he has completed 72.7% of his passes for 1,082 yards and 11 touchdowns to become the 11th player since the NFL merger to pass for at least 1,000 yards, 10-plus touchdowns, complete at least 70% of his passes and throw two-or-fewer interceptions in a three-game span. Has thrown for 300 yards and three touchdowns in three consecutive games to establish a franchise record. His 138.3 passer rating was a season-high, and he has recorded a 100.0 rating-or-better in four consecutive games. The last time he had a 100.0 rating in four straight games was in 2021. Was his 33rd career game with three-or-more touchdown passes, tying Brett Favre for the fourth-most such games by a player in his first eight seasons in NFL history. Has now won his first 12 starts against the Giants, passing Staubach for the longest win streak by any NFL quarterback against the Giants since 1950. Was his third career game with 400 passing yards and four touchdowns, a franchise record and tied for the eighth-most such games in NFL history.

## 76 Asim Richards, T

Games/Starts: 2023-6/0 Career-6/0

**at N.Y. Giants (9/10)** Made his NFL debut late in the second half on offense.  
**vs. N.Y. Jets (9/17)** Played on offense and special teams.  
**at Arizona (9/24)** Saw time on special teams.  
**vs. New England (10/1)** Played on offense and special teams.  
**at San Francisco (10/8)** and **at LA Chargers (10/16)** Inactive.  
**vs. LA Rams (10/29)** Played on offense and special teams. Was called into action at left tackle early in the fourth quarter after Chuma Edoga left the game due to injury (ankle).  
**at Philadelphia (11/5)** Played on special teams.  
**vs. N.Y. Giants (11/12)** Inactive.

## 10 Cooper Rush, QB

Games/Starts: 2023-5/0 Career-24/6  
 Playoffs: 2022-0/0 Career-0/0

	Passing									
	Att	Com	Yds	Pct	Yds/Att	TD	Int	Lng	Sk/Yds	Rtng
Last Game	9	7	68	77.8	7.6	0	1	29	0/0	58.6
2023	17	13	99	76.5	5.8	0	1	29	1/8	65.6
Career	229	138	1,574	60.3	6.9	8	5	73t	11/76	83.5

	Rushing					Receiving				
	Att.	Yds.	Avg.	Lg	TD	Rec.	Yds.	Avg.	Lg	TD
Last Game	2	5	2.5	6	0					
2023	9	-2	-0.2	6	0					
Career	29	9	0.3	15	0					

**at N.Y. Giants (9/10)** Entered the game in the fourth quarter with the score well in hand and attempted one pass that was incomplete.  
**vs. N.Y. Jets (9/17)** and **at Arizona (9/24)** Did not play.  
**vs. New England (10/1)** Saw action at quarterback late in the fourth quarter and completed both of his passes for 20 yards and lost two yards on three carries.  
**at San Francisco (10/8)** Played in the fourth quarter and completed both passes for eight yards and rushed once for a loss of two yards.  
**at LA Chargers (10/16)** Did not play.  
**vs. LA Rams (10/29)** Entered the game in the fourth quarter and connected on two-of-three passes for three yards. Also lost three yards on three kneeldowns.  
**at Philadelphia (11/5)** Did not play.  
**vs. N.Y. Giants (11/12)** Played in the fourth quarter and threw for 68 yards on seven-of-nine passes and an interception. Also rushed twice for five yards.

## 86 Luke Schoonmaker, TE

Games/Starts: 2023-9/0 Career-9/0

	Receiving				
	Rec.	Yds.	Avg.	Lg	TD
Last Game					
2023	3	14	4.7	13	1

**at N.Y. Giants (9/10)** Made his NFL debut on offense and special teams.  
**vs. N.Y. Jets (9/17)** Scored his first career touchdown on his first career reception - a one-yard catch in the second quarter. Became the fifth Cowboy since 1990 to score on his first career catch, joining Tony Curtis (2007), Ventell Bryant (2019), Dak Prescott (2020) and Terence Steele (2021).  
**at Arizona (9/24), vs. New England (10/1), at San Francisco (10/8)** and **at LA Chargers (10/16)** Saw time on offense and special teams.  
**vs. LA Rams (10/29)** Caught one pass for 13 yards.  
**at Philadelphia (11/5)** Made one reception for zero yards.  
**vs. N.Y. Giants (11/12)** Played on offense and special teams.

## 37 Eric Scott, CB

Games/Starts: 2023-0/0 Career-0/0

	Tackles			Sks/ Yds	Tkl/ Loss	QB Prs	PBU	FF-FR
	Solo	Asst	Tot					
Last Game								
2023								

**at N.Y. Giants (9/10), vs. N.Y. Jets (9/17), at Arizona (9/24), vs. New England (10/1), at San Francisco (10/8), at LA Chargers (10/16), vs. LA Rams (10/29), at Philadelphia (11/5) and vs. N.Y. Giants (11/12)** Inactive.

## 44 Trent Sieg, LS

Games/Starts: 2023-9/0 Career-89/0  
Playoffs: 2022-0/0 Career-1/0

Last Game.....	Special Teams			FF	FR	BP	BFG	BXP
	Solo	Asst	Tot					
2023.....	1	0	-	1				
Career.....	3	2	-	5				

- Served as the special teams captain in Week 8.
- at N.Y. Giants (9/10)** Made his Cowboys debut while contributing clean snaps on five extra points, three punts and two field goals.
- vs. N.Y. Jets (9/17)** Snapped cleanly on five field goals, three punts and an extra point.
- at Arizona (9/24)** Provided clean snaps for three field goals, two punts and an extra point.
- vs. New England (10/1)** Cleanly snapped on three field goals, three extra points, two punts and a successful two-point conversion on a fake PAT.
- at San Francisco (10/8)** Made his first special teams tackle of the season along with clean snaps on five punts, a field goal and an extra point.
- at LA Chargers (10/16)** Snapped cleanly on four punts, two field goals and two extra points.
- vs. LA Rams (10/29)** Provided clean snaps on five PATs, two field goals and two punts.
- at Philadelphia (11/5)** Added clean snaps on two punts, two extra points and a field goal.
- vs. N.Y. Giants (11/12)** Cleanly snapped on a season-high seven extra points and two punts.

## 58 Mazi Smith, DT

Games/Starts: 2023-9/0 Career-9/0

Last Game.....	Tackles			Sks/ Yds	Tkl/ Loss	QB Prs	PBU	FF-FR
	Solo	Asst	Tot					
2023.....	3	0	-	3	1(-3)	1		
2023.....	6	4	-	10	2(-5)	2		

- at N.Y. Giants (9/10)** In his NFL debut, posted two tackles, a tackle for loss and a quarterback pressure - the first stats of his career. Part of a defense whose 40-0 victory marked the largest shutout in Cowboys history and the largest shutout in a NFL season opener since 1999 when Pittsburgh defeated Cleveland 43-0.
- vs. N.Y. Jets (9/17)** Played on the defensive line.
- at Arizona (9/24)** and **vs. New England (10/1)** Assisted on a tackle.
- at San Francisco (10/8)** Added a tackle.
- at LA Chargers (10/16)** Assisted on a tackle.
- vs. LA Rams (10/29)** Made one stop.
- at Philadelphia (11/5)** Saw time on defense.
- vs. N.Y. Giants (11/12)** Logged a season-best three tackles, a tackle for loss and a quarterback pressure.

## 73 Tyler Smith, G/T

Games/Starts: 2023-7/7 Career-24/24  
Playoffs: 2022-2/2 Career-2/2

- Served as the offensive captain in Week 10.
- at N.Y. Giants (9/10)** and **vs. N.Y. Jets (9/17)** Inactive/Injured-Hamstring.
- at Arizona (9/24)** Made his season debut at left guard and blocked for an offense that accumulated a season-high 416 total net yards and 185 rushing yards. The offense also notched 26 first downs, including a season-best 12 rushing first downs that tied the most rushing first downs in a game since Head Coach Mike McCarthy arrived in 2020 - against Carolina (10/3/21) and at Minnesota (11/20/22).
- vs. New England (10/1)** Assisted the offense in compiling four drives of 10-plus plays, giving the Dallas offense a league-leading 16 on the season. On the day, the offense racked up 377 total net yards and 22 first downs, while holding the ball for 35:09.
- at San Francisco (10/8)** The offense was limited to 197 total net yards, eight first downs and a 22:55 time of possession mark.
- at LA Chargers (10/16)** Helped an offense that posted 342 total net yards, a season-high 272 passing yards and 20 first downs.
- vs. LA Rams (10/29)** The team exploded for a season-high 43 points and 285 passing yards as part of 387 total net yards and 24 first downs. Behind the line's protection, Prescott threw for 304 yards and a season-best four touchdowns.
- at Philadelphia (11/5)** Helped block for an offense that accumulated a season-high 333 net passing yards and 406 total net yards (second-most this season). Prescott amassed a season-high 374 yards along with three touchdowns in the air behind the line's blocking.
- vs. N.Y. Giants (11/12)** In a historic performance, the offense pro-

duced 640 total net yards behind the guidance of the offensive line, the second-most yards gained in a single game in franchise history behind a 652-yard performance in 1966 against Philadelphia (10/9). The unit also tallied a season-best 472 net passing yards - second-most in a single game in franchise history - and 32 first downs - tied for the third-most in a single game in team history. For the first time in franchise history, the offense had two rushers over 50 rushing yards (Tony Pollard - 55; Rico Dowdle - 79) and multiple receivers over 150 receiving yards (Brandin Cooks - 173; and CeeDee Lamb - 151). The line did not allow a sack of a Cowboys quarterback for the second time this season as Prescott passed for a season-best 404 yards on 35 attempts and backup Cooper Rush threw for 68 yards on nine attempts.

## 77 Tyron Smith, T

Games/Starts: 2023-6/6 Career-154/154  
Playoffs: 2022-2/2 Career-8/8

- Served as the offensive captain in Week 3.
- at N.Y. Giants (9/10)** Started the season opener at left tackle and blocked for an offense that generated 265 total net yards, including 122 yards on the ground highlighted by 70 yards and two rushing scores by Tony Pollard. The offensive line also did not allow a sack of Dak Prescott during 24 dropbacks as he passed for 143 yards.
- vs. N.Y. Jets (9/17)** Played and started in his 150th career game. Part of an offense that commanded the time of possession with a mark of 42:15, the second-highest amount for a non-overtime, regular season game in franchise history. Collectively, the offense compiled 382 total net yards and 26 first downs.
- at Arizona (9/24)** Active but did not play (knee).
- vs. New England (10/1)** Inactive/Injured-Knee.
- at San Francisco (10/8)** Returned to start at left tackle as the offense, behind the offensive line, was limited to 197 total net yards, eight first downs and a 22:55 time of possession mark.
- at LA Chargers (10/16)** Helped an offense that posted 342 total net yards, a season-high 272 passing yards and 20 first downs.
- vs. LA Rams (10/29)** Inactive/Injured-Neck.
- at Philadelphia (11/5)** Returned to the starting lineup and helped block for an offense that accumulated a season-high 333 net passing yards and 406 total net yards (second-most this season). Prescott amassed a season-high 374 yards along with three touchdowns in the air behind the line's blocking.
- vs. N.Y. Giants (11/12)** In a historic performance, the offense produced 640 total net yards behind the guidance of the offensive line, the second-most yards gained in a single game in franchise history behind a 652-yard performance in 1966 against Philadelphia (10/9). The unit also tallied a season-best 472 net passing yards - second-most in a single game in franchise history - and 32 first downs - tied for the third-most in a single game in team history. For the first time in franchise history, the offense had two rushers over 50 rushing yards (Tony Pollard - 55; Rico Dowdle - 79) and multiple receivers over 150 receiving yards (Brandin Cooks - 173; and CeeDee Lamb - 151). The line did not allow a sack of a Cowboys quarterback for the second time this season as Prescott passed for a season-best 404 yards on 35 attempts and backup Cooper Rush threw for 68 yards on nine attempts.

## 78 Terence Steele, T

Games/Starts: 2023-9/9 Career-54/49  
Playoffs: 2022-0/0 Career-1/0

- at N.Y. Giants (9/10)** Started the season opener at right tackle and blocked for an offense that generated 265 total net yards, including 122 yards on the ground highlighted by 70 yards and two rushing scores by Tony Pollard. The offensive line also did not allow a sack of Dak Prescott during 24 dropbacks as he passed for 143 yards.
- vs. N.Y. Jets (9/17)** Part of an offense that commanded the time of possession with a mark of 42:15, the second-highest amount for a non-overtime, regular season game in franchise history. Collectively, the offense compiled 382 total net yards and 26 first downs.
- at Arizona (9/24)** Blocked for an offense that accumulated a season-high 416 total net yards and 185 rushing yards. The offense also notched 26 first downs, including a season-best 12 rushing first downs that tied the most rushing first downs in a game since Head Coach Mike McCarthy arrived in 2020 - against Carolina (10/3/21) and at Minnesota (11/20/22).
- vs. New England (10/1)** Assisted the offense in compiling four drives of 10-plus plays, giving the Dallas offense a league-leading 16 on the season. On the day, the offense racked up 377 total net yards and 22 first downs, while holding the ball for 35:09.
- at San Francisco (10/8)** Played in his 50th career game as the offense, behind the offensive line, was limited to 197 total net yards, eight first downs and a 22:55 time of possession mark.



Terence Steele, cont.

**at LA Chargers (10/16)** Helped an offense that posted 342 total net yards, a season-high 272 passing yards and 20 first downs.

**vs. LA Rams (10/29)** The team exploded for a season-high 43 points and 285 passing yards as part of 387 total net yards and 24 first downs. Behind the line's protection, Prescott threw for 304 yards and a season-best four touchdowns.

**at Philadelphia (11/5)** Helped block for an offense that accumulated a season-high 333 net passing yards and 406 total net yards (second-most this season). Prescott amassed a season-high 374 yards along with three touchdowns in the air behind the line's blocking.

**vs. N.Y. Giants (11/12)** In a historic performance, the offense produced 640 total net yards behind the guidance of the offensive line, the second-most yards gained in a single game in franchise history behind a 652-yard performance in 1966 against Philadelphia (10/9). The unit also tallied a season-best 472 net passing yards - second-most in a single game in franchise history - and 32 first downs - tied for the third-most in a single game in team history. For the first time in franchise history, the offense had two rushers over 50 rushing yards (Tony Pollard - 55; Rico Dowdle - 79) and multiple receivers over 150 receiving yards (Brandin Cooks - 173; and CeeDee Lamb - 151). The line did not allow a sack of a Cowboys quarterback for the second time this season as Prescott passed for a season-best 404 yards on 35 attempts and backup Cooper Rush threw for 68 yards on nine attempts.

## 30 Juanyeh Thomas, S

Games/Starts: 2023-8/1 Career-8/1  
Playoffs: 2022-0/0 Career-0/0

	Tackles			Sks/ Yds	Tkl/ Loss	QB Prs	PBU	FF-FR
	Solo	Asst	Tot					
Last Game.....	1	0	1				1	
2023.....	4	2	6			1	2	
Career.....	4	2	6			1	2	

	Special Teams							
	Solo	Asst	Tot	FF	FR	BP	BFG	BXP
Last Game.....								
2023.....							1	
Career.....							1	

• Served as the special teams captain in Week 2.

**at N.Y. Giants (9/10)** Started his first career game when the team started in a three-safety set and logged two tackles, a quarterback pressure and a pass breakup - all the first stats of his career. Also blocked his first career field goal that was returned 58 yards for a touchdown by Noah Igbinoghene on New York's first offensive drive. Part of a defense whose 40-0 victory marked the largest shutout in Cowboys history and the largest shutout in a NFL season opener since 1999 when Pittsburgh defeated Cleveland 43-0.

**vs. N.Y. Jets (9/17)** Added a tackle on defense.

**at Arizona (9/24)** Played on special teams.

**vs. New England (10/1)** Posted two stops on defense.

**at San Francisco (10/8)** Played on defense and special teams.

**at LA Chargers (10/16)** Inactive/Injured-Hamstring.

**vs. LA Rams (10/29)** Saw time on defense and special teams.

**at Philadelphia (11/5)** Played on special teams.

**vs. N.Y. Giants (11/12)** Logged a tackle and a pass breakup on defense.

## 18 Jalen Tolbert, WR

Games/Starts: 2023-9/4 Career-17/5  
Playoffs: 2022-0/0 Career-0/0

	Receiving				
	Rec.	Yds.	Avg.	Lg	TD
Last Game.....	2	2	1.0	4	0
2023.....	12	122	10.2	32	1
Career.....	14	134	9.6	32	1

	Special Teams							
	Solo	Asst	Tot	FF	FR	BP	BFG	BXP
Last Game.....								
2023.....	2	0	2					
Career.....	2	0	2					

**at N.Y. Giants (9/10)** Played on offense and special teams in the season opener, and made his first career tackle on special teams.

**vs. N.Y. Jets (9/17)** Made his second career start and caught three passes for 18 yards.

**at Arizona (9/24)** Saw time on offense and special teams.

**vs. New England (10/1)** Recorded career-highs in receptions (four), receiving yards (53) and long catch (18). Also made a tackle on special teams.

**at San Francisco (10/8)** Made his second start of the season - third of his career - when the offense began the game in a four wide receiver set. Also saw action on special teams.

**at LA Chargers (10/16)** and **vs. LA Rams (10/29)** Played on offense and special teams.

**at Philadelphia (11/5)** In his third start of the season, caught three passes for 49 yards - including a career-long catch of 32 yards - and his first career receiving touchdown in the fourth quarter.

**vs. N.Y. Giants (11/12)** Caught two passes for two yards.

## 9 KaVontae Turpin, WR

Games/Starts: 2023-8/0 Career-25/0  
Playoffs: 2022-2/0 Career-2/0

	Receiving					Rushing				
	Rec.	Yds.	Avg.	Lg	TD	Att.	Yds.	Avg.	Lg	TD
Last Game.....						INACTIVE/INJURED-Shoulder				
2023.....	7	69	9.9	26t	2	7	66	9.4	46	1
Career.....	8	78	9.8	26t	2	10	83	8.3	46	1

	Punt Returns					Kickoff Returns					
	No.	Yds.	Avg.	FC	Lg	TD	No.	Yds.	Avg.	Lg	TD
Last Game.....							INACTIVE/INJURED-Shoulder				
2023.....	10	68	6.8	11	15	0	6	190	31.7	63	0
Career.....	39	371	9.5	37	52	0	27	698	25.9	63	0

	Special Teams							
	Solo	Asst	Tot	FF	FR	BP	BFG	BXP
Career.....	1	0	1					

**at N.Y. Giants (9/10)** In the season opener on offense had two receptions for 11 yards and rushed three times for 14 yards and his first career touchdown. Also returned two punts for 17 yards.

**vs. N.Y. Jets (9/17)** Caught one pass for nine yards and rushed twice for six yards on offense. Also fair caught four punts on special teams.

**at Arizona (9/24)** Had one punt return for no yards and one fair catch.

**vs. New England (10/1)** Tallied one run for 46 yards, one catch for five yards and returned two punts 13 yards. His 46-yard run in the fourth quarter was the longest of his career and the longest run from scrimmage for the Cowboys in 2023.

**at San Francisco (10/8)** Hauled in his first career receiving touchdown on a 26-yard reception in the second quarter. Also returned his first two kickoffs of the season for 33 yards and fair caught a punt before leaving the game with an ankle injury.

**at LA Chargers (10/16)** Had one punt return for 15 yards with two fair catches and one kickoff returned 21 yards.

**vs. LA Rams (10/29)** Collected one reception for 13 yards on offense, then returned two kickoffs a season-high 88 yards, including a career-high tying 63-yard return.

**at Philadelphia (11/5)** Played in his 25th career game, and caught a five-yard touchdown pass and rushed once for no gain on offense. On special teams, returned two punts 23 yards and returned a kickoff 48 yards, his second-longest kickoff return this season. Briefly left the game (ribs) in the first quarter, but returned.

**vs. N.Y. Giants (11/12)** Inactive/Injured-Shoulder.

## 55 Leighton Vander Esch, LB

Games/Starts: 2023-5/5 Career-71/65  
Playoffs: 2022-2/2 Career-5/5

	Tackles			Sks/ Yds	Tkl/ Loss	QB Prs	PBU	FF-FR
	Solo	Asst	Tot					
Last Game.....				RESERVE/INJURED-Neck				
2022.....	18	17	35			2		0-1
Career.....	372	185	557	3.5(-23)	13(-27)	18	13	3-1

	Interceptions					Fumble Recoveries				
	No.	Yds.	Avg.	Lg	TD	No.	Yds.	Avg.	Lg	TD
Last Week.....										
2023.....						1	11	11.0	11t	1
Career.....	3	63	21.0	28t	0	1	11	11.0	11t	1

	Special Teams							
	Solo	Asst	Tot	FF	FR	BP	BFG	BXP
Career.....	1	2	3					

• Placed on Reserve/Injured on Oct. 16 with a neck injury.

• Served as the defensive captain in Week 3.

**at N.Y. Giants (9/10)** Logged six tackles and two hurries. Part of a defense whose 40-0 victory marked the largest shutout in Cowboys history and the largest shutout in a NFL season opener since 1999 when Pittsburgh defeated Cleveland 43-0.

**vs. N.Y. Jets (9/17)** Posted four stops.

**at Arizona (9/24)** Made six tackles.



Leighton Vander Esch, cont.

**vs. New England (10/1)** Led the defense with seven tackles and returned his first career fumble 11 yards in the second quarter for his first career touchdown.

**at San Francisco (10/8)** Led the defense with a season-high 12 tackles while also making a tackle for loss - his first of the season. Left the game in the fourth quarter with a neck injury and did not return.

## 42 Deuce Vaughn, RB

Games/Starts: 2023-6/0 Career-6/0

	Att.	Rushing				Rec.	Receiving			
		Yds.	Avg.	Lg	TD		Yds.	Avg.	Lg	TD
Last Game.....	1	-2	-2.0	-2	0	1	11	11.0	11	0
2023.....	20	40	2.0	13	0	5	19	3.8	11	0

	Punt Returns					Kickoff Returns					
	No.	Yds.	Avg.	FC	Lg	TD	No.	Yds.	Avg.	Lg	TD
Last Game.....	3	9	3.0	1	11	0					
2023.....	4	19	4.8	1	11	0					

**at N.Y. Giants (9/10)** Made his NFL debut on special teams and on offense, where he carried the ball six times for eight yards - his first career stats - in the fourth quarter.

**vs. N.Y. Jets (9/17)** Recorded his first career receptions - three for 16 yards - while also adding three runs for 16 yards.

**at Arizona (9/24)** Played on special teams.

**vs. New England (10/1)** Rushed eight times for nine yards and caught one pass for two yards.

**at San Francisco (10/8)** Had three carries for seven yards and caught one pass for a yard. Also recorded his first career punt return for 10 yards.

**at LA Chargers (10/16), vs. LA Rams (10/29) and at Philadelphia (11/5)** Inactive.

**vs. N.Y. Giants (11/12)** Lost two yards on one carry and caught one pass for 11 yards on offense. Returned a season-high three punts nine yards including a season-long return of 11 yards.

## 91 Tyrus Wheat, LB

Games/Starts: 2023-4/0 Career-4/0

	Tackles			Sks/ Yds	TKL/ Loss	QB Prs	PBU	FF-FR
	Solo	Asst	Tot					
Last Game.....								
2023.....	1	0	1					

• Signed to the active roster from the practice squad on Oct. 16.

**at LA Chargers (10/16)** Made his NFL debut and notched his first career tackle on defense.

**vs. LA Rams (10/29)** Played on defense and special teams.

**at Philadelphia (11/5)** Saw time on special teams.

**vs. N.Y. Giants (11/12)** Played on defense and special teams.

## 54 Sam Williams, DE

Games/Starts: 2023-9/0 Career-24/0  
Playoffs: 2022-2/0 Career-2/0

	Tackles			Sks/ Yds	TKL/ Loss	QB Prs	PBU	FF-FR
	Solo	Asst	Tot					
Last Game.....	2	0	2	1.0(-2)		1		
2023.....	4	5	9	3.0(-17)		9		1-0
Career.....	16	12	28	7.0(-43)	7(-15)	29	1	2-3

	Special Teams							
	Solo	Asst	Tot	FF	FR	BP	BFG	BXP
Last Game.....								
2023.....	1	0	1			1		
Career.....	1	0	1			1		

• Served as the special teams captain in Week 9.

**at N.Y. Giants (9/10)** Had two stops and three hurries. Part of a defense whose 40-0 victory marked the largest shutout in Cowboys history and the largest shutout in a NFL season opener since 1999 when Pittsburgh defeated Cleveland 43-0.

**vs. N.Y. Jets (9/17)** Added two quarterback hurries.

**at Arizona (9/24)** Assisted on a tackle.

**vs. New England (10/1)** Collected his first sack of the season.

**at San Francisco (10/8)** Assisted on a tackle.

**at LA Chargers (10/16)** Played on defense and special teams.

**vs. LA Rams (10/29)** Added a tackle and two hurries on defense.

On special teams, he recorded his first career special teams tackle and his first career blocked punt in the second quarter that resulted in a safety when the ball went through the end zone. It was the first blocked punt by a Cowboy since Dorance Armstrong blocked a punt at the LA Rams (10/9/22).

**at Philadelphia (11/5)** Contributed two tackles, a sack, a hurry and a forced fumble.

**vs. N.Y. Giants (11/12)** Tallied two tackles, a sack - second straight game - and a quarterback pressure.

## 6 Donovan Wilson, S

Games/Starts: 2023-7/5 Career-58/35  
Playoffs: 2022-2/2 Career-3/3

	Solo	Tackles		Sks/ Yds	TKL/ Loss	QB Prs	PBU	FF-FR
		Asst	Tot					
Last Game.....	3	1	4			2		
2023.....	24	12	36		1(-5)			
Career.....	174	67	241	8.5(-60)	7(-16)	14	7	5-3

	Interceptions					Fumble Recoveries				
	No.	Yds.	Avg.	Lg	TD	No.	Yds.	Avg.	Lg	TD
Career.....	3	0	0.0	0	0	2	0	0.0	0	0

	Special Teams							
	Solo	Asst	Tot	FF	FR	BP	BFG	BXP
Career.....	10	1	11					

• Served as the defensive captain in Week 9.

**at N.Y. Giants (9/10) and vs. N.Y. Jets (9/17)** Inactive/Injured-Calf.

**at Arizona (9/24)** Made his season debut to the tune of four tackles, a tackle for loss and a quarterback pressure.

**vs. New England (10/1)** Tied for second on the defense with six stops.

**at San Francisco (10/8)** Tied for second on the defense with nine tackles.

**at LA Chargers (10/16)** Logged four stops and a hurry.

**vs. LA Rams (10/29)** Posted six tackles.

**at Philadelphia (11/5)** Added three tackles.

**vs. N.Y. Giants (11/12)** Made four stops.

## 25 Nahshon Wright, CB

Games/Starts: 2023-4/0 Career-24/3  
Playoffs: 2022-0/0 Career-0/0

	Solo	Tackles		Sks/ Yds	TKL/ Loss	QB Prs	PBU	FF-FR
		Asst	Tot					
Last Game.....	1	0	1				1	
2023.....	1	0	1				1	
Career.....	22	8	30		1(-1)		5	

	Special Teams							
	Solo	Asst	Tot	FF	FR	BP	BFG	BXP
Last Game.....								
2023.....	0	1	1					
Career.....	3	1	4					

• Activated from Reserve/Injured (ankle) on Oct. 16.

**at LA Chargers (10/16)** Made his season debut on special teams.

**vs. LA Rams (10/29)** Assisted on a special teams tackle while also seeing time on defense.

**at Philadelphia (11/5)** Played on special teams.

**vs. N.Y. Giants (11/12)** Recorded his first defensive statistics of the season - one tackle and a pass breakup.