



REGULAR SEASON GAME #8 - SUNDAY, NOVEMBER 7, 2021

DALLAS COWBOYS VS. DENVER BRONCOS

AT&T STADIUM - ARLINGTON, TX. - 12:00 P.M. (CST)

DELIVERED BY UPS:



QUICK FACTS:

DALLAS COWBOYS (6-1)

VS.

DENVER BRONCOS (4-4)



Regular Season Series Record:

Denver leads the series 8-4

Last Meeting:

@ Denver 42, Dallas 17, Sept. 17, 2017

Last Meeting in Dallas:

Denver 51, Dallas 48, Nov. 6, 2013

Last Cowboys Win:

@ Dallas 31, Denver 21, Sept. 10, 1995

Series Streak:

Denver has won the last six matchups.

FOX SPORTS/FOX4 DFW

Play-By-Play: Kevin Burkhardt

Analyst: Greg Olsen

Sideline Reporter: Pam Oliver

KRLD-FM 105.3 THE FAN

Play-By-Play: Brad Sham

Analyst: Babe Laufenberg

Sideline Reporter: Kristi Scales

KMVK-FM 107.5 Mega

Play-By-Play: Victor Villalba

Analyst: Luis Perez

Sideline Reporter: Carlos Nava

COMPASS MEDIA (National)

Play-By-Play: Kevin Ray

Analyst: Danny White

★ **COWBOYS PR ON TWITTER** ★

The official Twitter account of the Dallas Cowboys Public Relations team (@DallasCowboysPR) will provide pertinent stats, information, transactions, game updates and more throughout the week and on gameday. Follow us for the most up-to-date info related to the Cowboys organization.

★ **BY THE NUMBERS** ★

31.2

Dallas has scored a touchdown on 24-of-77 offensive possessions so far in 2021, a touchdown percentage of 31.2% that ranks sixth in the NFL and is up almost 10% from a season ago (21.7% in 2020).

9k

Ezekiel Elliott surpassed 9,000 career scrimmage yards at Minnesota (10/31), becoming the 25th player to reach the mark in his first six seasons and the fifth-fastest in the Super Bowl era by accomplishing the feat in only 78 games.

100

Sunday marks the 100th regular season game at AT&T Stadium since its opening in 2009. Dallas holds a 56-43 record in AT&T Stadium.

★ TABLE OF CONTENTS ★

Radio and TV broadcast info	1
Dallas Cowboys media schedule	1
Dallas Cowboys OMG info	1
Cowboys PR contact info	1
Dallas Cowboys 2021 schedule	2
Dallascowboys.com	2
Cowboys Round Up Week 9	3
NFC Defensive Player of the Month Graphic	4
What to watch for	5
Mike McCarthy Facts and Figures	6
2021 Coaching Staff	6
Mike McCarthy coaching record	7
Head coach bios	7
2021 NFL Draft	8
2021 free agency	8
Team Captains	8
Player highlights	9
Series history	9
AT&T Stadium stats and figures	10
A Championship Tradition	11
Pro Bowl Numbers	11
Individual Notes	12-37
Dak Prescott	12-19
Ezekiel Elliott	20-25
Tony Pollard	25
Amari Cooper	26-27
CeeDee Lamb/Wide Receivers	27-29
Offensive Notes	30-31
Micah Parsons/Randy Gregory	32
DeMarcus Lawrence	33
Trevon Diggs	34-35
Defensive Notes	36
Greg Zuerlein	37
Special Teams Notes	37
2021 Regular Season Stats	38
2021 Defensive Stats	39
2021 Player Participation/Starters	40-41
Unofficial Depth Chart	42
Pronunciation Guide	42
Coaching Staff	42
Alphabetical Roster	43
Numerical Roster	44
Positional Roster	45
How The Cowboys Were Built	46
Contract Status	46
Contract Analysis	47
When The Cowboys Were Built	48
Transactions by Date	49
Transactions by Player	50-51
Non Media Guide Bios	52-55

★ DALLAS COWBOYS 2021 SCHEDULE ★

The Cowboys schedule currently features five games that will be broadcast nationally in primetime, including two from AT&T Stadium. In addition to the two primetime games at AT&T Stadium - one on ESPN and one on NBC - and the club's annual Thanksgiving Day national appearance (this year on CBS), the Cowboys will make three national appearances in primetime on the road, one on NBC Thursday night, one on NBC's Sunday Night Football, and once on Thursday night on Fox/NFL Network/Amazon.

The Cowboys play five games against teams that qualified for the 2020 playoffs - Kansas City, New Orleans, Tampa Bay and Washington (twice). Additionally, for the 19th time in the organization's history, second consecutive, the Cowboys will open and close the season on the road. This will be fifth time in the last 11 years Dallas opens and closes the year away (2011, 2012, 2018, 2020).

This season marks the seventh time - second time in the last three seasons - that the Cowboys will face both Super Bowl participants from the previous season:

Years	Teams	Years	Teams
2021	KC and TB*	1995	SD and SF*
2019	LAR and NE*	1973	MIA* and WAS
2015	NE* and SEA	1970	KC* and MIN
2010	IND and NO*		

* indicates Super Bowl champion

The NFL also introduced its expanded regular season in 2021 with a 17th game. This season pairs Dallas with its same place finisher from the AFC East (New England).

DATE	REGULAR SEASON (TV)	KICKOFF
Thurs., Sept. 9	@ Tampa Bay (NBC)	L, 29-31
Sun., Sept. 19	@ LA Chargers (CBS)	W, 20-17
Mon., Sept. 27	PHILADELPHIA (ESPN)	W, 41-21
Sun., Oct. 3	CAROLINA (FOX)	W, 36-28
Sun., Oct. 10	N.Y. GIANTS (FOX)	W, 44-20
Sun., Oct. 17	@ New England (CBS)	W, 35-29
Sun., Oct. 24	BYE	
Sun., Oct. 31	@ Minnesota (NBC)*	W, 20-16
Sun., Nov. 7	DENVER (FOX)	Noon
Sun., Nov. 14	ATLANTA (FOX)	Noon
Sun., Nov. 21	@ Kansas City (FOX)	3:25 p.m.
Thurs., Nov. 25	LAS VEGAS (CBS)	3:30 p.m.
Thurs., Dec. 2	@ New Orleans (FOX/NFLN/Amazon)**	7:20 p.m.
Sun., Dec. 12	@ Washington (FOX)	Noon
Sun., Dec. 19	@ N.Y. Giants (FOX)	Noon
Sun., Dec. 26	WASHINGTON (NBC)*	7:20 p.m.
Sun., Jan. 2	ARIZONA (FOX)	Noon
Sun. Jan. 9	@ Philadelphia (FOX)	Noon

Home Games in BOLD
 Game times and television broadcasts are subject to change
 * Sunday night games in Weeks 5-17 subject to change, Week 18 game TBD
 ** NFL Network and Amazon simulcast subject to change

★ DALLASCOWBOYS.COM ★



The Dallas Cowboys official website is your one-stop shop for all breaking news, analysis and opinion, along with unique X's and O's breakdown featured in written content, videos and radio podcasts. DallasCowboys.com offers the best collection of timely articles, press conferences and videos, combined with the best spot to purchase tickets and order merchandise from the Cowboys Pro Shop. From the latest news to the latest apparel, there is no better place to visit than DallasCowboys.com.

To view the latest press conferences featuring coaches, player interviews from daily locker room sessions, radio interviews with Cowboys front office executives and Dallas Cowboys game highlights, visit <https://www.dallascowboys.com/all-media/>



@dallascowboys



/dallascowboys



@dallascowboys



@dallascowboys



Round Up

A look at this week's top storylines

FOX NFL SUNDAY



Dallas Cowboys (6-1) vs. Denver Broncos (4-4) • November 7, 2021 12:00 p.m. CDT

Player Spotlight

19 AMARI COOPER

18

★ Amari Cooper has been a clutch performer in his career, most recently exhibited by his game-winning touchdown catch at Minnesota (10/31) last week. Since 2016, Cooper has scored 18 touchdowns to give his team the lead - eighth-most in the league and third among wide-receivers:

Most Go-Ahead Touchdowns Scored Since 2016

Player	Team(s)	Go-Ahead TDs	Total TDs	Go-Ahead TD %
Davante Adams	GB	27	61	44.26%
Ezekiel Elliott	Dal	26	62	41.94%
Melvin Gordon III	LAC/Den	26	62	41.94%
Derrick Henry	Ten	22	68	32.35%
Todd Gurley III	LAR/Atl	21	69	30.43%
Tyreek Hill	KC	20	64	31.25%
Alvin Kamara	NO	19	65	29.23%
Amari Cooper	Oak/Dal	18	37	48.65%
Aaron Jones	GB	17	50	34.00%
Travis Kelce	KV	17	43	39.53%

★ Cooper has converted 29 of his 38 receptions in 2021 for first downs, a first down reception percentage of 76.3% that ranks sixth among all wide receivers/tight ends with at least 20 catches on the year.

★ Cooper leads all NFL players with 2,358 receiving yards in his home stadium since the start of the 2018 season, an average of 87.3 yards-per-game. Cooper also has 17 receiving touchdowns at home during that span - tied for fourth-most.



SCOUTING REPORT

25 Denver has allowed 25.0 sacks in 2021 - third-most in the league - and the Broncos quarterbacks have been sacked on 8.3% of their dropbacks. In the same vein, Teddy Bridgewater has an average time-to-throw of 2.84 seconds in 2021, per Pro Football Focus, which is the 27th-slowest release time among quarterbacks.

63.6 The Dallas defense has held opposing quarterbacks to a passer rating of 63.6 in blitz passing situations in 2021 - the third-lowest passer rating in the league. This week Dallas faces a Denver offense that excels in blitz passing situations, tossing seven touchdowns and posting a passer rating of 144.3 when blitzed - second-highest in the league.



7 TREVON DIGGS

NFC Defensive Player of the Month for September

TKL	INT	PBU
9	3	6

PICK-SIX
1



- Diggs is the first defensive back and third player overall to win the award in Cowboys history.
- Diggs had three interceptions in the first three games of 2021 - first Cowboys defender since Everson Walls (1985).



★ WHAT TO WATCH FOR IN WEEK 9 ★

2

GREG ZUERLEIN

- * With one field goal on Sunday, Greg Zuerlein will become the third-fastest player in NFL history to make 250 field goals at 143 career games, behind Justin Tucker (118) and Stephen Gostkowski (139).

4

DAK PRESCOTT

- * Dak Prescott has thrown for three-or-more touchdowns in four consecutive games, a team record. With three touchdowns against Denver, Prescott would become the 11th player in NFL history with five consecutive three-touchdown games.
- * Prescott's nine career 400-yard passing games are the most in franchise history and tied with Eli Manning and Aaron Rodgers for eighth all-time in league history. With one more 400-yard performance, he would tie Matthew Stafford for seventh in NFL history.
- * Prescott needs 13 completions on Sunday to pass Roger Staubach (1,685) for the fourth-most career completions in team history.

7

TREVON DIGGS

- * Diggs has two pick-sixes in 2021. With another interception returned for a touchdown, Diggs would be the first player in Cowboys history - 25th in NFL history - with three pick-sixes in the same season.
- * Diggs is one-of-two players in franchise history to tally 10 interceptions in 20 career games, joining Everson Walls.

19

AMARI COOPER

- * Amari Cooper, who has recorded 487 career receptions, is closing in on 500 catches in his seventh NFL season. The only other Cowboy to notch 500 receptions in his first seven seasons is Jason Witten, who caught 523 from 2003-09.
- * With 3,523 career receiving yards, Cooper needs 65 yards against the Broncos to move past Terrell Owens for 10th in team history in receiving yards (3,587).

21

EZEKIEL ELLIOTT

- * Ezekiel Elliott needs 45 yards to reach 7,000 career rushing yards. He would join Emmitt Smith as the only Cowboy - 11th in NFL history - to reach 7,000 rushing yards in his first 79 games.
- * With one more receiving touchdown, Elliott will take sole possession of fourth in team history for career receiving touchdowns by a Cowboys running back (12), surpassing Timmy Newsome, Preston Pearson and Emmitt Smith.

88

CEEDEE LAMB

- * CeeDee Lamb needs one receiving touchdown through the next two games to become the fourth player in Cowboys history with 10 touchdown catches in the first 25 games of a career, joining Dez Bryant, Terrance Williams and Bob Hayes.
- * With 100 receiving yards on Sunday, Lamb would become the fourth Cowboy - seventh time - to record three consecutive 100-yard games. The last Cowboy with at least three straight 100-yard receiving games was Terrell Owens with four in 2007 (vs. Minnesota 10/21 - vs. Washington 11/18).
- * Lamb has been one of the league's best after catching the ball, as he ranks 10th among NFL wide receivers in both yards-after-contact (71) and yards after the catch (224).



DALLAS COWBOYS

- * The Cowboys have surpassed 400 total yards in six of their seven games of 2021, the most 400-yard games in franchise history in that span. With 400 yards against Denver, Dallas would be the sixth team in NFL history to record 400 total yards in seven of the first eight games and the first since Indianapolis 2014.
- * Dallas held Minnesota to one-of-13 on third downs (7.7%) in last Sunday night's win. The Cowboys defense is currently second in the NFL in third down defense, allowing a 31.3% conversion rate.
- * With a win on Sunday, the Cowboys would have a 7-1 record for just the sixth time in team history. Dallas most recently started 7-1 in 2016.

★ COWBOYS & FORD ★



Ford, the Official Vehicle of the Dallas Cowboys, is the presenting partner of the upcoming Dallas Cowboys game on Sunday vs. the Denver Broncos. Ford has a longstanding commitment to the military, and that commitment is as strong today as ever. As part of the Salute to Service game, Ford and the Cowboys will be highlighting their collective support of veterans and active military personnel, and saluting the sacrifice of these American heroes. This week, the North Texas Ford dealers are presenting five Medal of Honor Recipients with an exclusive VIP experience at a Cowboys practice at Ford Center, and will be surprising them with autographed Cowboys items, along with an appearance by former Cowboys player, Chad Hennings. Ford will also be providing a monetary donation to the National Medal of Honor Museum Foundation.

MIKE McCARTHY

Head Coach
2020-21



★ WINNING HEAD COACH ★

The Dallas Cowboys named Mike McCarthy the ninth head coach in franchise history on Jan. 5, 2020. Along with 13 years of head coaching experience and 13 additional years as an assistant coach in the NFL, McCarthy came to Dallas with a 125-77-2 regular season coaching record - all with the Green Bay Packers (2006-18).

After a 6-10 record in 2020 and a 6-1 start to 2021, he owns the sixth-most wins (29th all-time) and eighth-highest winning percentage among qualifying active NFL coaches. His teams have qualified for the postseason nine times, won six NFC North Division titles, made four NFC Championship Game appearances and took home a Super Bowl XLV championship.

Most Regular Season Wins by Active Head Coach

Coach	Years	Won	Loss	Tied	Pct
Bill Belichick.....	1991-2021	284	140	0	.670
Andy Reid.....	1999-2021	225	134	1	.626
Mike Tomlin.....	2007-2021	149	81	1	.647
Pete Carroll.....	1994-2021	148	99	1	.599
Sean Payton.....	2006-2021	148	83	0	.641
Mike McCarthy.....	2006-2021	137	88	2	.608
John Harbaugh.....	2008-2021	134	81	0	.623

★ 2021 COACHING STAFF ★

Mike McCarthy Head Coach
Rob Davis..... Asst. Head Coach

Kellen Moore..... Offensive Coordinator
Joe Philbin..... Offensive Line
Jeff Blasko..... Asst. Offensive Line
Adam Henry..... Wide Receivers
Lunda Wells..... Tight Ends
Skip Peete..... Running Backs
Doug Nussmeier..... Quarterbacks
Chase Haslett..... Quality Control - Offense

Dan Quinn..... Defensive Coordinator
Aden Durde..... Defensive Line
Leon Lett..... Asst. Defensive Line
Scott McCurley..... Linebackers
George Edwards..... Senior Defensive Assistant
Joe Whitt Jr. Passing Game Coord./Secondary
Al Harris..... Defensive Backs
Cannon Matthews..... Quality Control - Defense

John Fassel..... Special Teams Coordinator
Matt Daniels..... Asst. Special Teams

Scott Tolzien..... Coaching Assistant

Harold Nash Jr. Strength and Conditioning Coordinator
Kendall Smith..... Asst. Strength and Conditioning
Cedric Smith..... Asst. Strength and Conditioning

Ryan Feder..... Quality Control/Analytics
Justin Rudd..... Video/Analytics
Eric Simonelli..... Quality Control/Analytics
Kyle Valero..... Quality Control/Analytics

★ TEAM RANKINGS ★

In 2021 Mike McCarthy has helped guide the Cowboys team to key finishes in several areas:

- 1st** Net Yards-Per-Game (454.9)
 - 2nd** Completion Percentage (71.3%)
 - 3rd** Explosive Plays (10+ Yds - 120)
 - 4th** Third Down Conversions (44.2%)
 - 6th** TD Scoring Efficiency (31.2%)
-
- 14** Takeaways - tied for third in the NFL

★ McCARTHY'S RECORD WHEN... ★

Below is a look at McCarthy's head coaching record under several different circumstances:

Regular season.....	137-88-2
Postseason.....	10-8
Overall.....	147-96-2

	Regular	Post
September.....	32-18-1	
October.....	37-18	
November.....	26-32-1	
December.....	38-19	
January.....	4-2	9-8
February.....		1-0
Playing at home.....	80-31-2	5-3
Playing on the road.....	56-57	5-5
Playing at AT&T Stadium.....	8-4	2-0
Playing in prime time.....	31-32	3-1
Thursday.....	10-7	
Saturday.....	1-1	3-2
Sunday.....	117-69-2	7-6
Monday.....	9-10	
Tuesday.....	0-1	
Playing against the NFC East.....	19-14	5-2
Playing against the NFC.....	102-61-2	9-8
Playing against the AFC.....	33-24	1-0
Playing on grass surface.....	100-52-2	7-6
Playing on artificial surface.....	37-36	3-2
Post Bye.....	11-4	
Post Bye Home.....	4-1	
Post Bye Road.....	7-3	
When scoring 30-plus points.....	79-8	6-2
When team scores first.....	94-34-2	4-2
When team leads at halftime.....	106-21-1	9-2

★ McCARTHY'S HEAD COACHING RECORD AND COACHING EXPERIENCE ★

Year	Team	Regular Season				Result	Postseason			Result	McCarthy vs. NFL				
		W	L	T	Pct.		W	L	Pct.		Team	W	L	T	PCT.
2006	Green Bay	8	8	0	.500	2nd NFC North					Arizona	3	3	0	0.500
2007	Green Bay	13	3	0	.813	1st NFC North	1	1	.500	NFC Championship Game	Atlanta	4	4	0	0.500
2008	Green Bay	6	10	0	.375	3rd NFC North					Baltimore	2	2	0	0.500
2009	Green Bay	11	5	0	.688	2nd NFC North	0	1	.000	Wild Card Game	Buffalo	2	2	0	0.500
2010	Green Bay	10	6	0	.625	2nd NFC North	4	0	1.000	Super Bowl XLV	Carolina	4	3	0	0.571
2011	Green Bay	15	1	0	.938	1st NFC North	0	1	.000	Divisional Game	Chicago	18	7	0	0.720
2012	Green Bay	11	5	0	.688	1st NFC North	1	1	.500	Divisional Game	Cincinnati	2	2	0	0.500
2013	Green Bay	8	7	1	.531	1st NFC North	0	1	.000	Wild Card Game	Cleveland	3	1	0	.750
2014	Green Bay	12	4	0	.750	1st NFC North	1	1	.500	NFC Championship Game	Dallas	5	3	0	0.625
2015	Green Bay	10	6	0	.625	2nd NFC North	1	1	.500	Divisional Game	Denver	2	1	0	0.667
2016	Green Bay	10	6	0	.625	1st NFC North	2	1	.667	NFC Championship Game	Detroit	18	7	0	0.720
2017	Green Bay	7	9	0	.438	3rd NFC North					Houston	2	1	0	0.667
2018	Green Bay	4	7	1	.375						Indianapolis	1	2	0	0.333
2020	Dallas	6	10	0	.375	3rd NFC East					Jacksonville	2	1	0	0.667
2021	Dallas	6	1	0	.833						Kansas City	2	1	0	0.667
Totals		137	88	2	.608		10	8	.556		LA Chargers	4	0	0	1.000
						Year					LA Rams	5	3	0	0.625
							Position, Team				Miami	3	1	0	0.750
						1987-88	Graduate Assistant, Fort Hays State				Minnesota	17	9	2	0.654
						1989-91	Graduate Assistant, Pittsburgh				New England	2	3	0	0.400
						1992	Wide Receivers, Pittsburgh				New Orleans	2	4	0	0.333
						1993-94	Offensive Quality Control, Kansas City Chiefs				NY Giants	6	3	0	0.667
						1995-98	Quarterbacks, Kansas City Chiefs				NY Jets	2	1	0	0.667
						1999	Quarterbacks, Green Bay Packers				Oakland	3	0	0	1.000
						2000-04	Offensive Coordinator, New Orleans Saints				Philadelphia	6	3	0	0.667
						2005	Offensive Coordinator, San Francisco 49ers				Pittsburgh	0	4	0	0.000
						2006-18	Head Coach, Green Bay Packers				San Francisco	6	2	0	0.750
						2020-21	Head Coach, Dallas Cowboys				Seattle	5	5	0	0.500
											Tampa Bay	3	3	0	0.500
											Tennessee	1	2	0	0.333
											Washington	2	5	0	0.285
											Totals	137	88	2	0.606

★ HEAD COACHES ★

MIKE McCARTHY (137-88-2, 15th Year, 12-11 with Dallas)

The Dallas Cowboys named Mike McCarthy the ninth head coach in franchise history on Jan. 8, 2020, handing the reigns of the team to an innovative offensive mind with a championship pedigree.

McCarthy has 14 years of head coaching experience – 13 with Green Bay and one with Dallas – along with 13 years as an assistant coach in the NFL, including six as an offensive coordinator.

As a head coach, McCarthy has racked up a 137-88-2 regular season coaching record, and he owns the sixth-most wins (27th all-time) among active NFL coaches. His teams have qualified for the postseason nine times, won six NFC North Division titles, made four NFC Championship Game appearances and took home a Super Bowl XLV championship held at AT&T Stadium in Arlington, Texas, following the 2010 NFL season.

In his first season with the Cowboys, McCarthy's plan to install a new culture in Dallas was halted by the COVID-19 pandemic. Due to COVID protocols, McCarthy's first offseason with the Cowboys included no in-person meetings or practices. When the 2020 season came around, McCarthy's challenges continued. He watched his franchise quarterback Dak Prescott suffer a devastating season-ending injury in Week 5, along with having to implement eight different starting offensive line combinations due to injuries up front. Despite the hurdles, the 2020 Dallas Cowboys were in position to win the NFC East entering Week 17 but came up just short.

During his time in Green Bay, McCarthy was known as a prolific offensive mind and the primary play-caller for the Packers. McCarthy's offense finished fourth in the NFL in total offense and third in points-per-game through his 14-year stint with the club.

McCarthy is only the fourth head coach in NFL history to lead a single franchise to eight or more consecutive playoff appearances, joining Tom Landry, Chuck Noll and Bill Belichick. Those eight appearances from 2009-16 were more than the rest of the NFC North Division combined over that span (Minnesota, three; Detroit, three; Chicago, one).

McCarthy's nine playoff appearances overall are the most by a Packers coach since the NFL postseason began in 1933, and he guided the Packers to a franchise-record fourth consecutive division title in 2014. With the victory over Dallas in the 2016 playoffs, McCarthy surpassed Vince Lombardi and Mike Holmgren for the most playoff victories in team history (10).

VIC FANGIO (16-24, 3rd Year)

The Denver Broncos hired Vic Fangio as the 17th head coach in franchise history on Jan. 10, 2019, passing the Broncos to a proven defensive mind with 34 years of NFL experience.

Fangio arrived in the Mile High City after spending 20 of the last 24 seasons as a defensive coordinator at both the NFL and college level. Fangio served as the defensive play caller at Chicago (2015-18), San Francisco (2011-14), Stanford University (2010), Houston Texans (2002-05), Indianapolis (1999-2001) and Carolina (1995-98).

During his 34 years of coaching in the NFL, Fangio helped 14 different teams to the postseason across six different organizations. Fangio also coached 29 players who have combined for 48 Pro Bowl selections, including three members of the Pro Football Hall of Fame - linebackers Kevin Greene, Rickey Jackson and Ray Lewis.

Fangio's defenses have ranked in the NFL's top-five in yards allowed in eight of the last 14 years. Under Fangio, Denver became the first team since 1995 - when red zone stats started - to lead the league in red zone defense in back-to-back years (2019-2020).

Fangio has continued the successful defensive trend during his third season in Denver. Through eight weeks in 2021, the Broncos defense is fifth in the NFL in yards allowed-per-game (323.4) and fourth in points allowed-per-game (18.1).

In 2020, Fangio helped linebacker Bradley Chubb and safety Justin Simmons to their first career Pro Bowl selections. Denver, who was one of the youngest teams in the league, saw 15 first or second-year offensive players who appeared in 5,556 snaps - the most in the league - while the Broncos stumbled to a 5-11 finish and ranked 28th in the league in points-per-game (20.2).

During Fangio's first season at the helm, the 63-year-old head coach immediately transformed the Broncos defense, as the unit led the league in red zone defense (39.1%) and finished 10th in points allowed-per-game (19.8). Denver struggled on offense before inserting rookie quarterback Drew Lock as the starter in Week 13, who would tie John Elway for the most wins (4) by a first-year quarterback in team history.

Fangio was the mastermind behind a strong Chicago defense in 2018 that led the NFL in scoring defense (17.7), rushing defense (80.0), yards-per-play (4.8), takeaways (35) and three-and-outs (26.8%). Fangio has coached in one Super Bowl as a defensive coordinator, as he helped Head Coach Jim Harbaugh and the 49ers to Super Bowl XLVII before losing to Baltimore.

★ 2021 DRAFT PICKS ★

The Dallas Cowboys had 11 total picks in the 2021 NFL Draft. Below is a snapshot of Dallas' 2021 Draft Class:

2021 Draft Choices

RND. (#)	PLAYER	POS.	COLLEGE
1. (12)	Micah Parsons	LB	Penn State
2. (44)	Kelvin Joseph	CB	Kentucky
3. (75)	Osa Odighizuwa	DT	UCLA
3. (84)	Chauncey Golston	DE	Iowa
3. (99)	Nahshon Wright	CB	Oregon State
4. (115)	Jabril Cox	LB	Louisiana State
4. (138)	Josh Ball	T	Marshall
5. (179)	Simi Fehoko	WR	Stanford
6. (192)	Quinton Bohanna	DT	Kentucky
6. (227)	Israel Mukuamu	S	South Carolina
7. (238)	Matt Farniok	G	Nebraska

All 11 of Dallas' draft picks made the initial 53-man roster (Kelvin Joseph and Josh Ball were placed on Reserve/Injured after making the initial 53), the second-consecutive year that Dallas had all its draft choices make the team out of training camp, and the eighth time since 1989.

The Cowboys did not have a rookie free agent player from 2021 make the initial roster, the first time there have been no undrafted free agents make the team since 2016.

★ NFC EAST STANDINGS ★

Team	W	L	T	Home	Road	Div.	Con.	PF	PA
Dallas	6	1	0	3-0	3-1	2-0	4-1	225	162
Philadelphia	3	5	0	0-3	3-2	0-1	3-3	203	191
Washington	2	6	0	1-3	1-3	1-0	2-2	156	227
New York	2	6	0	1-3	1-3	0-2	2-4	156	200

★ WILD, WILD WEST ★

By virtue of the NFL schedule, the Dallas Cowboys face the AFC West this season. The Cowboys are 1-0 against the AFC West in 2021 after a Week 2 win at the LA Chargers. In addition to this week's game against Denver, Dallas will travel to Kansas City (11/21) before hosting the Las Vegas Raiders on Thanksgiving Day (11/25).

Below is a look at Dallas' all-time record and current streaks against the AFC West.

Dallas vs. AFC West

	W	L	T	Pct.	Long Win Str.	Long Loss Str.	Cur. Str.
LA Chargers	7	5	0	.545	3	3	W1
Kansas City	7	4	0	.636	2	1	W1
Las Vegas	6	6	0	.500	3	3	W3
Denver	5	8	0	.385	3	6	L6
Totals	25	23	0	.521	-	-	W2

★ 2021 TEAM CAPTAINS ★

The Dallas Cowboys select three team captains weekly throughout the season, as chosen by the team prior to that week's game. Below are the captains from each week of the 2021 season:

2021 Dallas Cowboys Captains

Week 1 - at Tampa Bay	Week 2 - at LA Chargers
Offense Dak Prescott	Offense Tyron Smith
Defense Randy Gregory	Defense Dorance Armstrong
Special Teams Darian Thompson	Special Teams .. Cedrick Wilson
Week 3 - vs. Philadelphia	Week 4 - vs. Carolina
Offense Ezekiel Elliott	Offense Zack Martin
Defense Damontae Kazee	Defense Jaylon Smith
Special Teams Corey Clement	Special Teams Luke Gifford
Week 5 - vs. N.Y. Giants	Week 6 - at New England
Offense CeeDee Lamb	Offense Dak Prescott
Defense Jourdan Lewis	Defense Leighton Vander Esch
Special Teams Noah Brown	Special Teams CJ Goodwin
Week 8 - at Minnesota	
Offense Dalton Schultz	
Defense Jayron Kearse	
Special Teams Tony Pollard	

★ 2021 FREE AGENCY ★

At the end of the 2020 season, the Dallas Cowboys had 22 players slotted for free agency - 17 unrestricted, four restricted and one exclusive rights. The Cowboys added eight free agents from other teams in 2021 free agency - which represents the most signings by the Cowboys in any year of free agency since its inception in 1994. Dallas also lost eight of its own free agents to other teams, while signing back six. Below is a list of Dallas' free agent re-signings, additions and losses:

Free Agent Re-signings (8)

Noah Brown	WR
Ron Dell Carter	DT
C.J. Goodwin	CB
Jourdan Lewis	CB
Dak Prescott	QB
Malik Turner	WR
Cedrick Wilson (RFA)	WR
Antwaun Woods (RFA) ...	DT

Free Agent Losses (8)

Chidobe Awuzie (Cin)....	CB
Blake Bell (KC).....	TE
Andy Dalton (Chi).....	QB
Cam Erving (Car)	T
Greg Senat (Cle).....	T
Aldon Smith (Sea).....	DE
Joe Thomas (Hou).....	LB
Xavier Woods (Min).....	FS

Free Agent Additions (8)

Tarrell Basham.....	DE
Damontae Kazee.....	FS
Jake McQuaide.....	LS
Keanu Neal.....	S/LB
Ty Nsekhe.....	T
Jeremy Sprinkle.....	TE
Brent Urban	DT
Carlos Watkins.....	DT

The Cowboys previous high for free agent signings was seven in 2012, and the most players they've lost in free agency was 11 in 1995 and 2017:

Most Free Agent Additions

2021	8
2012	7
2006	6
2003	6

Most Free Agent Losses

1995	11
2017	11
2021	8
2020	8
2015	8
1994	8

★ WINNING TRADITION ★

The Dallas Cowboys currently own the league's second-highest all-time regular season winning percentage by current NFL teams:

Highest Win Percentage - NFL Regular Season

Team	W	L	T	Pct.
Green Bay	776	578	38	.573
Dallas	532	399	6	.571
Baltimore	230	176	1	.566
Chicago	780	604	42	.564
New England	523	408	9	.562

* Since 1972, ties have been calculated as half-win and half loss. Prior to 1972 tie games were ignored in calculating a team's winning percentage. Ties since 1972: Dallas (0), Chicago (1), Green Bay (6).

★ 2020/2021 STAT COMPARISON ★

(Dallas League Ranking)

	2021	2020
Record	6-1	6-10
Scoring Avg. (NFL rank)	32.1 (3)	24.7 (17)
Opp. Scoring Avg. (NFL rank).....	23.1 (16)	29.6 (28)
Total Off. (NFL rank)	454.9 (1)	371.8 (14)
Rushing Off. (NFL rank).....	152.0 (2)	111.8 (17)
Passing Off. (NFL rank).....	302.9 (3)	260.1 (8)
Total Def. (NFL rank)	366.4 (19)	386.4 (23)
Rushing Def. (NFL rank).....	88.3 (6)	158.8 (31)
Passing Def. (NFL rank).....	278.1 (28t)	227.6 (11)
Kickoff Return Avg.	22.6 (15)	26.1 (3)
Punt Return Avg.	5.2 (30)	9.1 (13)
Turnover Margin	+5 (6t)	-3 (21t)
Penalties.....	58	96
Penalty Yards	487	849

★ PLAYER HIGHLIGHTS ★

Anthony Brown - CB

Notched a season-high seven tackles and one pass breakup in the 2017 loss at Denver (9/17).

Amari Cooper - WR

In seven career games against Denver while with the Raiders, recorded 27 receptions for 276 yards and two touchdowns.

Jayron Kearsse - S

Tallied five tackles and two pass breakups against Denver in one career game while with Minnesota.

Jourdan Lewis - CB

Recorded his first career interception and returned it for 25 yards in just the second game of his career at Denver. He also added three tackles and a pass breakup.

Dak Prescott - QB

Completed 30-of-50 passes (60.0%) for 238 yards, two touchdowns and two interceptions in his lone appearance at Denver.

★ 2021 STAT COMPARISON ★

(league ranking)

	<u>Cowboys</u>	<u>Broncos</u>
Record	6-1	4-4
Scoring Avg. (NFL rank)	32.1 (3)	19.6 (23)
Opp. Scoring Avg. (NFL rank)	23.1 (16)	17.1 (2)
Total Off. (NFL rank)	454.9 (1)	338.3 (21)
Rushing Off. (NFL rank)	152.0 (2)	103.6 (20)
Passing Off. (NFL rank)	302.9 (3)	234.6 (17)
Total Def. (NFL rank)	366.4 (19)	325.8 (6)
Rushing Def. (NFL rank)	88.3 (6)	100.9 (9)
Passing Def. (NFL rank)	278.1 (28t)	224.9 (10)
Kickoff Return Avg.	22.6 (15)	18.0 (28)
Punt Return Avg.	5.2 (30)	10.6 (7)
Turnover Margin	+5 (6t)	-2 (20)
Penalties	58	44
Penalty Yards	487	397

★ ALL-TIME STAT COMPARISON ★

This week's game marks the 13th regular season game between Dallas and Denver. Below is a brief look into the stats of the series:

TEAM TOTALS

	<u>Cowboys</u>	<u>Broncos</u>
Wins.....	4	8
Points.....	275	336
Total Net Yards	3,819	4,031
Net Rushing Yards	1,028	1,505
Net Passing Yards	2,791	2,526

SINGLE-GAME TEAM-HIGHS

	<u>Cowboys</u>		<u>Broncos</u>
Points.....	48	10/6/13	51
Total Net Yards	522	10/6/13	517
Net Rushing Yards.....	169	9/13/98	209
Net Passing Yards.....	470	10/6/13	470

SINGLE-GAME INDIVIDUAL HIGHS

	<u>Cowboys</u>		<u>Broncos</u>
Passing Yards			
506 - T. Romo	10/6/13	414 - P. Manning	10/6/13
Rushing Yards			
114 - E. Smith	9/10/95	191 - T. Davis	9/13/98
Receiving Yards			
151 - T. Williams	10/6/13	122 - J. Thomas	10/6/13

★ DALLAS VS. AFC ★

The Dallas Cowboys record against opponents in the AFC is 106-84 since the NFL merger in 1970, tied for the most wins and the highest winning percentage (.556) by an NFC club. Dallas is 2-0 against the AFC in 2021 with wins over the LA Chargers (9/19) and New England Patriots (10/17).

NFC Team With Most Wins Vs. AFC - Since NFL Merger

Team	W	L	T	Win%
Dallas	106	84	0	.558
San Francisco.....	106	90	0	.541
Philadelphia.....	103	85	3	.539
St. Louis/L.A Rams.....	99	95	0	.510
Minnesota.....	96	96	0	.500

**Seattle has 182 wins against AFC since 1970, but the team was a member of the AFC from 1977-2001.*

★ SERIES HISTORY ★

Dallas and Denver have squared off 13 times, including a Super Bowl XII game, with Denver holding an 8-5 advantage. The Cowboys lost the last six meetings. Below is a brief look into the series history:

Date	Loc.	Dal W/L	Score	Date	Loc.	Dal W/L	Score
12/2/73	Den	W	22-10	9/13/98	Den	L	23-42
12/18/77	Dal	W	14-6	11/22/01	Dal	L	24-26
1/15/78*	NO	W	27-10	11/24/05	Dal	L (OT)	21-24
9/14/80	Den	L	20-41	10/4/09	Den	L	10-17
10/5/86	Den	L	14-29	10/6/13	Dal	L	48-51
12/6/92	Den	W	31-27	9/17/17	Den	L	17-42
9/10/95	Dal	W	31-21				

**indicates Super Bowl XII*

★ INSIDE THE SERIES HISTORY ★

The Dallas Cowboys and Denver Broncos have faced each other 13 times with Denver holding an 8-5 advantage.

In the 13 games of the series there has been:

- * A meeting in Super Bowl XII - a 17-point Dallas win - the greatest margin of victory for Dallas in the series
- * Six games decided by double digits
- * Five games decided by less than a touchdown
- * A three-game winning streak by Dallas
- * Currently a six-game losing streak by Dallas
- * A 25-point loss by Dallas - biggest Cowboys loss (9/17/17)
- * One overtime game - a 21-24 Dallas loss on Thanksgiving (2005)
- * Two Thanksgiving Day games - both Dallas losses (2001 and 2005)
- * A 2-3 Cowboys home record against the Broncos

★ DATING GAME ★

This week's game against Denver is being played on Nov. 7. In the 61-plus years of Dallas Cowboys football, there have been eight Nov. 7 games, with Dallas holding a 5-3 record on Nov. 7. Dallas won its first five games on Nov. 7 before losing the last three contests.

Date	Opp/ Loc.	Dal W/L	Score	Date	Opp/ Loc.	Dal W/L	Score
11/7/65	SF	W	39-31	11/7/94	NYG	W	38-10
11/7/71	@STL	W	16-13	11/7/04	@Cin	L	3-26
11/7/76	NYG	W	9-3	11/7/08	@Pit	L	13-20
11/7/93	NYG	W	31-9	11/7/10	@GB	L	7-45

★ FIRST TIME, LAST TIME ★

The first time these two clubs met, the Cowboys headed to Denver on Dec. 2, 1973 with a 7-4 record. Dallas left with a 22-10 win to kickoff a three-game win streak to close out the regular season.

The last time these two clubs met, the Cowboys fell to the Broncos 17-42 in Week 2 of the 2017 season. Denver outscored Dallas by 18 points in the second and third quarters en route to a 42-17 win at Empower Field at Mile High.

★ HOME IS WHERE THE TDS ARE ★

Ezekiel Elliott has not gone hungry in the home confines of AT&T Stadium since he entered the league in 2016, scoring 31 touchdowns (26 rushing, five receiving) in 39 games. His 31 touchdowns are tied for second by any player in his home venue since 2016:

Most Touchdowns at Home Since 2016

Player	Gms	RushTD	RecTD	RetTD	TotTD
Alvin Kamara	33	21	12	0	33
Ezekiel Elliott	39	26	5	0	31
Todd Gurley	36	28	3	0	31
Derrick Henry	43	29	1	0	30
Aaron Jones	29	23	6	0	29
Mike Evans	41	0	29	0	29

Overall, Dallas has scored 140 touchdowns in 43 games at home versus 99 touchdowns in 42 games on the road since 2016. Dallas' 140 home TDs rank third in the NFL over that span:

Most Overall Touchdowns at Home Since 2016

Team	Games	TD	TD/G	Pts/G
New Orleans	43	159	3.70	31.1
Seattle	44	144	3.27	26.9
Dallas	43	140	3.26	28.4
New England	45	139	3.09	26.6
Tennessee	44	138	3.14	25.8
Tampa Bay	44	136	3.09	25.1
Pittsburgh	44	135	3.07	26.7

★ HOME COOKING ★

Since AT&T Stadium opened in 2009, Dallas has posted a 56-43 regular season record at home. However, since 2016, the Cowboys have utilized their home field advantage, going 29-14 at AT&T Stadium, which ranks seventh. Dallas finished 4-4 in 2020 and is 3-0 at home in 2021.

NFL Team Home Wins Since 2016

Team	Games	W	L	T	Win %
Baltimore	44	32	12	0	.727
Green Bay	43	32	10	1	.756
Kansas City	44	32	12	0	.727
New England	45	32	13	0	.711
New Orleans	43	31	12	0	.721
Pittsburgh	44	31	13	0	.705
Dallas	43	29	14	0	.674
Seattle	44	29	15	0	.659
Tennessee	44	29	15	0	.659

★ TOP PERFORMANCES ★

Below are the top individual performances in several offensive categories at AT&T Stadium since it opened in 2009.

	Cowboys	Opponents
Passing Yards	T. Romo (506)	E. Manning, NYG (450)
Passing TDs	T. Romo (5)	M. Flynn, GB (4)
Rushing Yards	D. Murray (253)	B. Brown, Phi (169)
Rushing TDs	D. Murray, (3) D. Prescott (3) J. Randle (3)	A. Jones, GB (4)
Receiving Yards	A. Cooper (226)	D. Jackson, Phi (210)
Receiving TDs	A. Cooper (3) M. Gallup (3)	V. Cruz, NYG (3)

★ AT&T STADIUM RECORD... ★

In 2018 the Dallas Cowboys reached a milestone with their 10th season in what is now AT&T Stadium. The Cowboys finished that regular season 7-1 record at home - tied with the 2016 team for the most wins and best record in a single season all-time at AT&T Stadium. The Cowboys are 3-0 in 2021 after going 4-4 in 2020.

Dallas' first game at the venue was on Sept. 20, 2009 - a 31-33 loss to the N.Y. Giants. The club's first win came a week later with a 21-7 decision over Carolina. Overall, Dallas owns a 56-43 regular season record - 3-1 postseason - and a 59-44 overall mark at home in AT&T Stadium. Below is a breakdown of the club's record on their home turf:

Regular season	56-43
Postseason	3-1
Overall	59-44

	Regular	Post
September	15-5	
October	12-14	
November	15-14	
December	12-9	
January	2-1	3-1
Playing at noon	18-9	
Playing at 3:30	21-21	1-1
Playing in prime time	17-13	2-0
Thursday	6-7	
Saturday	0-2	2-0
Sunday	46-29	1-1
Monday	4-5	
Fully closed stadium	34-25	3-1
Fully open stadium	11-11	
Roof open, doors closed	2-5	
Roof closed, doors open	9-2	
Playing against the NFC East	23-15	1-0
Playing against the NFC (non-NFC East)	20-17	2-1
Playing against the AFC	13-11	

Team-by-team							
Team	W	L	Pct	Team	W	L	Pct
Arizona	0	2	.000	New England	0	1	.000
Atlanta	2	1	.667	New Orleans	2	2	.500
Baltimore	1	0	1.000	N.Y. Giants	8	5	.615
Buffalo	1	1	.500	N.Y. Jets	0	1	.000
Carolina	2	1	.667	Oakland	2	0	1.000
Chicago	1	2	.333	Philadelphia	7	6	.538
Cincinnati	1	0	1.000	Pittsburgh	1	1	.500
Cleveland	1	1	.500	San Francisco	1	1	.500
Denver	0	1	.000	Seattle	2	2	.500
Detroit	3	1	.750	Tampa Bay	3	0	1.000
Green Bay	0	3	.000	Tennessee	0	2	.000
Houston	1	0	1.000	Washington	8	4	.667
Indianapolis	1	0	1.000				
Jacksonville	1	1	.500	Postseason			
Kansas City	1	0	1.000	Detroit	1	0	1.000
LA Chargers	0	2	.000	Green Bay	0	1	.000
LA Rams	3	1	.750	Philadelphia	1	0	1.000
Miami	2	0	1.000	Seattle	1	0	1.000
Minnesota	1	1	.500				

The Cowboys 7-1 home mark in 2018 tied the 2016 team for the best home record by a Cowboys team since the stadium opened in 2009:

Most Single Season Wins at AT&T Stadium - Dallas Cowboys


Season	Wins	Consec. Wins	Home Record
2016	7	7	7-1
2018	7	4	7-1
2009	6	5	6-2
2011	5	4	5-3
2019	5	2	5-3
2013	5	3	5-3

390.1 26.9 7.92

Dallas' offense has averaged 390.1 yards-per-game at AT&T Stadium - third-most at home since 2009.

The Cowboys have scored 26.9 points-per-game at home since moving into AT&T Stadium - fourth in the NFL.

Dallas has averaged 7.92 yards-per-play at home since 2009, second in the NFL behind New Orleans (8.0).



★ THE DALLAS COWBOYS - A CHAMPIONSHIP TRADITION ★

SUPER BOWL CHAMPIONSHIPS

New England Patriots.....	6
Pittsburgh Steelers.....	6
DALLAS COWBOYS	5
San Francisco 49ers.....	5
Green Bay Packers	4
New York Giants.....	4
Denver Broncos.....	3
Oakland Raiders.....	3
Washington Redskins.....	3

SUPER BOWL APPEARANCES

New England Patriots.....	11
DALLAS COWBOYS	8
Pittsburgh Steelers.....	8
Denver Broncos.....	8
San Francisco 49ers.....	7
Green Bay Packers	5
Miami Dolphins.....	5
New York Giants.....	5
Oakland Raiders.....	5
Washington Redskins.....	5

POSTSEASON VICTORIES

New England Patriots.....	37
Pittsburgh Steelers.....	36
Green Bay Packers	36
DALLAS COWBOYS ...	35
San Francisco 49ers.....	32
Oakland Raiders.....	25
New York Giants.....	24

POSTSEASON APPEARANCES

Green Bay Packers.....	34
DALLAS COWBOYS ...	33
New York Giants.....	32
Pittsburgh Steelers.....	32
Minnesota Vikings.....	31
Cle./StL/LA Rams.....	30
Indianapolis Colts.....	29
New England Patriots.....	28
Philadelphia Eagles.....	27
San Francisco 49ers.....	27
Chicago Bears.....	27

POSTSEASON GAMES

DALLAS COWBOYS ...	63
Pittsburgh Steelers.....	62
Green Bay Packers	59
New England Patriots.....	58
San Francisco 49ers.....	51
Minnesota Vikings.....	50
New York Giants.....	49

CONSEC. POSTSEASON APPEARANCES

New England Patriots (2009-19) ...	11
DALLAS COWBOYS (1975-83) ...	9
Indianapolis Colts (2002-10).....	9
DALLAS COWBOYS (1966-73) ...	8
Pittsburgh Steelers (1972-79).....	8
Los Angeles Rams (1973-80).....	8
San Francisco 49ers (1983-90).....	8

CONSECUTIVE WINNING SEASONS

DALLAS COWBOYS (1966-85) ...	20
New England Patriots (2001-19) ...	19
Oakland Raiders (1965-80).....	16
San Francisco 49ers (1983-98).....	16
Chicago Bears (1930-44).....	15
Green Bay Packers (1934-47)	14

ALL-TIME REGULAR SEASON WINNING %

Green Bay Packers.....	0.573
DALLAS COWBOYS	0.571
Baltimore Ravens.....	0.566
Chicago Bears.....	0.564
New England Patriots.....	0.562
Miami Dolphins.....	0.549
Minnesota Vikings.....	0.545

43 SEASONS OF .500-OR-BETTER			33 POSTSEASON APPEARANCE		24 DIVISION TITLES		16 NFL/NFC CHAMPIONSHIP GAME FINALIST			8 NFC CHAMPIONSHIPS		5 SUPER BOWL CHAMPIONSHIPS	
1965	1982	2009	1966	1991	1966	1992	1966	1975	1992	1970	1992	1971	1992
1966	1983	2011	1967	1992	1967	1993	1967	1977	1993	1971	1993	1977	1993
1967	1984	2012	1968	1993	1968	1994	1970	1978	1994	1975	1995		1995
1968	1985	2013	1969	1994	1969	1995	1971	1980	1995	1977			
1969	1991	2014	1970	1995	1970	1996	1972	1981		1978			
1970	1992	2016	1971	1996	1971	1998	1973	1982					
1971	1993	2017	1972	1998	1973	2007							
1972	1994	2018	1973	1999	1976	2009							
1973	1995	2019	1975	2003	1977	2014							
1974	1996		1976	2006	1978	2016							
1975	1998		1977	2007	1979	2018							
1976	1999		1978	2009	1981								
1977	2003		1979	2014	1985								
1978	2005		1980	2016									
1979	2006		1981	2018									
1980	2007		1982										
1981	2008		1983										
			1985										



★ PRO BOWL COWBOYS ★

Since 2010 Dallas has selected 13 players that have gone on to make at least one Pro Bowl - tied for the third-most in the NFL over that span (Kansas City, 15; Minnesota, 14; Baltimore/Seattle, 13). Since 1989 Dallas has sent 53 different players to the Pro Bowl, and of those, Dallas drafted 37. Additionally, Cowboys draft picks have been selected to 79 Pro Bowls since 2002 (25 different players), which is 13 more than any other team over that span (Kansas City, 66):

COWBOYS PRO BOWL DRAFT PICKS SINCE 2002 (BY YEAR DRAFTED)

- 2002: Roy Williams (5)
- 2002: Andre Gurode (5)
- 2003: Terence Newman (2)
- 2003: Jason Witten (11)
- 2005: DeMarcus Ware (9 - 7 with Dallas)
- 2005: Marion Barber (1)
- 2005: Jay Ratliff (4)
- 2006: Jason Hatcher (1)
- 2007: Anthony Spencer (1)
- 2007: Nick Folk (1)
- 2008: Mike Jenkins (1)
- 2008: Martellus Bennett (1 - with Chicago)



- 2010: Dez Bryant (3)
- 2010: Sean Lee (2)
- 2011: Tyron Smith (7)
- 2011: DeMarco Murray (3 - 2 with Dallas)
- 2011: Dwayne Harris (1 - with N.Y. Giants)
- 2013: Travis Frederick (5)
- 2014: Zack Martin (6)
- 2014: DeMarcus Lawrence (2)
- 2015: Byron Jones (1)
- 2016: Dak Prescott (2)
- 2016: Ezekiel Elliott (3)
- 2016: Jaylon Smith (1)
- 2018: Leighton Vander Esch (1)



21

Since the start of 2016, Dak Prescott is responsible for 21 total touchdowns (18 passing, three rushing) when the game is within seven points in the fourth quarter or overtime, tied for sixth in the NFL over that span.

★ CENTURY MARK ★

Dak Prescott reached the century mark with 100 career passing touchdowns against the Seahawks (9/27/20), just three games into the fifth season of his career.

Prescott is the 25th quarterback in NFL history to reach 100 touchdowns through the air in the first five seasons of a career, and in that select group, he ranks 19th in pass touchdown percentage (4.62%), second in interception percentage (1.7%), fourth in passer rating (97.3) and fourth in touchdown/interception ratio (2.65):

Touchdown/INT Ratio - QBs with 100 TD in First Five Years

Player	Seasons	PassTD	INT	TD/INT
Patrick Mahomes.....	2017-21	133	34	3.91
Deshawn Watson.....	2017-20	104	36	2.88
Russell Wilson.....	2012-16	127	45	2.82
Dak Prescott	2016-20	106	40	2.65
Derek Carr.....	2014-18	122	54	2.26
Matt Ryan.....	2008-12	127	60	2.12
Dan Marino.....	1983-87	168	80	2.10

Prescott's touchdown prowess isn't limited to his aerial exploits, running over opposing defenses to the tune of 24 career rushing touchdowns - the most by a quarterback in Cowboys history. By reaching 100 passing touchdowns, he is one-of-three players in NFL history to record 100 touchdowns through the air and 20 touchdowns on the ground in the first five seasons of a career:

100 TD Throws with 20 Rush TDs - First Five Seasons

Player	Seasons	PassTD	RushTD	Tot TD
Cam Newton.....	2011-15	117	43	160
Jeff Garcia.....	1999-03	113	21	134
Dak Prescott	2016-20	106	24	130

Prescott hit the century mark in just 67 career starts, becoming the third-fastest quarterback in Cowboys history to reach 100 passing touchdowns:

Fastest Cowboys to 100 Passing Touchdowns

Player	Starts	Attempts	Yards	Pass TD
Tony Romo.....	53	1,758	14,186	101
Danny White.....	62	1,777	13,622	103
Dak Prescott	67	2,214	16,966	102

★ RAYNEING TOUCHDOWNS... ★

Rayne Dakota Prescott is responsible for 147 combined rushing, passing and receiving touchdowns through his first 75 NFL games which ranks sixth in NFL history at the quarterback position:

Combined Touchdowns in a QBs First 75 Career Games

Player	TDs	Player	TDs
Dan Marino.....	176	Johnny Unitas.....	143
Aaron Rodgers.....	164	Brett Favre.....	142
Andrew Luck.....	158	Patrick Mahomes.....	140
Daunte Culpepper.....	157	Len Dawson.....	139
Cam Newton.....	150	Peyton Manning.....	139
Dak Prescott.....	147	Matt Stafford.....	139

★ FOURTH QUARTER WINS ★

Since taking over as the Dallas Cowboys starting quarterback in 2016, Dak Prescott has engineered his share of fourth quarter wins for the club. Included in his 47 regular season wins as a starter are 17 occasions in which he led the team to victory when the club was tied or trailing in the fourth quarter or overtime. Prescott's 17 wins are the second-most by a Dallas signal caller:

4th Quarter/OT Wins - Cowboys

Quarterback	Wins	Quarterback	Wins
Tony Romo.....	24	Roger Staubach.....	13
Dak Prescott.....	17	Danny White.....	11
Troy Aikman.....	15		

Below is a look at each of Prescott's 17 games in which the game was tied or the team trailed in the fourth quarter to pull out the win and his 4th quarter/OT stats:

Date	Opp	Score	Time	Left	Att	Com	Yds	TD	Int	Final Score
9/18/16	@Was	20-23	15:00	7	6	66	0	0	0	27-23
10/30/16	PHI*	13-23	7:48	20	11	135	2	0	0	29-23
11/13/16	@Pit	29-30	0:42	11	10	83	0	0	0	35-30
12/1/16	@Min	7-9	14:11	4	2	26	1	0	0	17-15
12/18/16	TB	17-20	15:00	6	6	41	0	0	0	26-20
9/25/17	@Ari	14-14	14:45	3	3	94	1	0	0	28-17
12/10/17	@NYG	10-10	9:29	6	4	158	2	0	0	30-10
12/17/17	@Oak	17-17	6:30	6	5	82	0	0	0	20-17
12/31/17	@Phi	0-0	12:19	9	6	75	1	0	0	6-0
9/30/18	DET	23-24	2:17	11	7	99	0	0	0	26-24
11/11/18	@Phi	20-20	7:27	8	7	88	1	0	0	27-20
11/18/18	@Atl	19-19	1:52	6	4	45	0	0	0	22-19
12/9/18	PHI*	23-23	1:39	12	11	94	1	0	0	29-23
12/30/18	@NYG	28-32	3:21	10	5	78	1	0	0	36-35
9/20/20	Atl	24-36	15:00	21	13	182	1	0	0	40-39
9/19/21	@LAC	17-17	3:54	8	7	47	0	0	0	20-17
10/17/21	@NE*	29-29	7:53	5	5	71	1	0	0	35-29

*italics indicate overtime and are reflected in the stats totals

Amongst all NFL quarterbacks, Prescott is tied for the fifth-most game-winning drives from 2016-21:

Game-Winning Drives - NFL (2016-21)

Player	Drives
Derek Carr, LV.....	21
Matthew Stafford, Det/LAR.....	20
Drew Brees, NO.....	18
Ryan Tannehill, Mia/Ten.....	18
Dak Prescott, Dal.....	17
Russell Wilson, Sea.....	17

*Game Winning Drive = Fourth quarter drive that puts team ahead for the final time

*4th Quarter Comeback = Offense overcomes a deficit to win the game

Since 2016, Prescott is responsible for 21 total touchdowns (18 passing, three rushing) when the game is within seven points in the fourth quarter or overtime, tied for sixth in the NFL over that span:

4th Qtr & OT TDs, +/- 7 Points - NFL, 2016-21

Player	Total TDs	Player	Total TDs
Russell Wilson.....	29	Aaron Rodgers.....	22
Derek Carr.....	27	Dak Prescott.....	21
Matt Ryan.....	25	Ben Roethlisberger.....	21
Drew Brees.....	23	Ryan Tannehill.....	21

Additionally, Prescott is a perfect 18-for-18 on pass attempts in overtime in his career, which are the most attempts without an incompletion in overtime for any player over the last 40 seasons.

★ PRESCOTT TARGETS ★

In his sixth pro season, Dak Prescott has completed 1,672-of-2,509 passes for 19,447 yards with 122 touchdowns in 75 regular season games played behind center. Below is a breakdown of Prescott's targets by position and player:

Position Breakdown					
Comp.	Yds	TD	Comp.	Yds	TD
WR.....971	13,018	83	RB.....316	2,579	12
TE.....374	3,787	27	FB.....11	63	0

Player Breakdown by Completions							
Player	Com	Yds	TD	Player	Com	Yds	TD
<i>E. Elliott</i>	229	1,897	10	A. Hurns.....	20	295	2
<i>A. Cooper</i>	199	2,688	19	<i>N. Brown</i>	21	237	0
J. Witten.....	194	1,752	11	D. Thompson...	14	124	0
C. Beasley...	174	1,774	12	L. Dunbar.....	13	103	0
D. Bryant.....	119	1,634	14	A. Morris.....	9	53	0
<i>M. Gallup</i>	117	1,933	9	K. Smith.....	8	46	0
T. Williams.....	97	1,162	3	D. Smith.....	5	113	1
<i>B. Jarwin</i>	69	774	8	R. Switzer.....	5	39	0
<i>D. Schultz</i>	63	706	5	B. Bell.....	5	71	0
R. Cobb.....	55	828	3	J. Hanna.....	4	88	1
<i>C. Lamb</i>	60	909	6	R. Gathers.....	3	45	0
<i>T. Pollard</i>	35	258	1	G. Escobar.....	3	23	1
G. Swaim.....	33	328	1	L. Whitehead...	2	40	0
<i>C. Wilson</i>	31	377	4	J. Olawale.....	2	13	0
B. Butler.....	30	533	6	D. McFadden...	2	6	0
R. Smith.....	29	266	1	V. Bryant.....	1	15	1
T. Austin.....	21	317	3				

Prescott has thrown 122 touchdown passes - good for sixth all-time in team history. Below is his individual touchdown totals:

Player	TDs	Player	TDs
<i>Amari Cooper</i>	19	Tavon Austin.....	3
Dez Bryant.....	14	Randall Cobb.....	3
Cole Beasley.....	12	Terrance Williams.....	3
Jason Witten.....	11	Allen Hurns.....	2
<i>Ezekiel Elliott</i>	10	Gavin Escobar.....	1
<i>Michael Gallup</i>	9	James Hanna.....	1
<i>Blake Jarwin</i>	8	Rod Smith.....	1
Brice Butler.....	6	Geoff Swaim.....	1
<i>CeeDee Lamb</i>	6	Devin Smith.....	1
<i>Dalton Schultz</i>	5	<i>Tony Pollard</i>	1
<i>Cedrick Wilson</i>	4	Ventell Bryant.....	1

italics indicate current Cowboy

★ TOUCHDOWN BREAKDOWN ★

Dak Prescott has thrown 122 touchdown passes. Below is a look at Prescott's touchdown totals by quarter, down and distance:

Quarter	Down	Distance
1st Quarter ... 19	1st Down 37	0-9 Yards.....36
2nd Quarter ... 42	2nd Down 52	10-19 Yards.....31
3rd Quarter ... 25	3rd Down 30	20-29 Yards.....25
4th Quarter ... 33	4th Down 3	30-39 Yards.....8
OT 3		40-49 Yards.....11
		50+ Yards.....11

★ QBs MULTIPLE TOUCHDOWNS ★

In seven games in 2016, Dak Prescott tossed at least two touchdowns to tie for fourth by a rookie in NFL history. He had six multi-touchdown passing games in 2018, nine in 2019, two in 2020 and has five in 2021. His 38 total games rank sixth in franchise history:

Multiple Passing-Touchdown Games			
Player	Games	Player	Games
Tony Romo.....	79	Troy Aikman.....	43
Roger Staubach.....	48	Don Meredith.....	41
Danny White.....	44	Dak Prescott.....38	

Prescott also notched four games with three-plus touchdown passes in 2016 - tying the most by a rookie quarterback in NFL history. It was also eighth-most in the NFL in 2016 by any quarterback.

After four more in 2017, two in 2018, six in 2019, two in 2020, and five in 2021 he has 23 in total - second on the team's all-time three-touchdown games list:

Three Passing-Touchdown Games			
Player	Games	Player	Games
Tony Romo.....	40	Roger Staubach.....	17
Dak Prescott.....23		Don Meredith.....	14
Danny White.....	20	Troy Aikman.....	10

★ QB RATINGS AT 100.0 ★

Dak Prescott established the most games with a 100.0 rating by a quarterback in a season in team history with 11 in 2016:

Single-Season 100.0 QB Rating Games		
Player	Games	Season
Dak Prescott*	11	2016
Tony Romo.....	10	2007
Tony Romo.....	10	2014

**denotes rookie*

Prescott has five games with a 100.0 rating in 2021, and his 39 games with at least a 100.0 rating rank third in team history:

Career 100.0 QB Rating Games			
Player	Games	Player	Games
Tony Romo.....	67	Roger Staubach.....	37
Troy Aikman.....	44	Danny White.....	33
Dak Prescott.....39		Craig Morton.....	24

Prescott's 39 games with at least a 100.0 rating from 2016-21 trail only Russell Wilson (2012-17) for the most games by a quarterback in his first six seasons in NFL history:

100.0 QB Rating Games - First Six Seasons		
Player	Games	Seasons
Russell Wilson.....	46	2012-17
Dak Prescott.....39		2016-21*
Ben Roethlisberger.....	37	2004-09
Andy Dalton.....	36	2011-16
Matt Ryan.....	36	2008-13
Patrick Mahomes.....	32	2018-21*

**Has not completed sixth NFL season*

He continues to add to his resume, and through his first 75 starts, Prescott sits at 39 games with a 100.0 rating, the third-most through 75 starts in NFL history:

Player	GS	100.0 Rtg Games	W/L	Win%
Aaron Rodgers.....	75	43	36-7	.837
Tony Romo.....	75	41	33-8	.805
Dak Prescott.....75		39	35-4	.897
Philip Rivers.....	75	38	30-8	.789
Russell Wilson.....	75	36	33-3	.917
Kirk Cousins.....	75	34	23-10-1	.691
Len Dawson.....	75	33	31-2	.939

Prescott tied the second-most 100.0 rating games in 2019, tallying eight, and after two in his shortened 2020 season, he has five in 2021. Since 2016, Prescott has recorded 23 games with a 100.0 passer rating at AT&T Stadium - tied for third by any quarterback in his home venue during that span:

Player	100.0 Rtg Games	W/L	Win%
Drew Brees.....	26	21-5	.808
Russell Wilson.....	24	19-5	.792
Dak Prescott.....23		20-3	.870
Tom Brady.....	23	22-1	.957
Aaron Rodgers.....	22	21-1	.955
Three players tied.....	20	--	--

Prescott has recorded a passer rating of 100.0-or-better in five-of-six games in 2021, which is tied for the fifth-most 100.0-rating games in the league:

2021 Games with 100.0 QB Rating			
Player	100.0 Gms	Player	100.0 Gms
Tom Brady.....	6	Dak Prescott.....5	
Joe Burrow.....	6	Aaron Rodgers.....	5
Kyler Murray.....	6	Carson Wentz.....	5
Matt Stafford.....	6	Jameis Winston.....	5
Josh Allen.....	5	Four players tied.....	4

Prescott is also tied for the NFL lead with five games of a 100.0 passer rating and three-plus touchdown tosses:

2021 Games with 100.0 QB Rating, Three Touchdowns			
Player	100.0 Gms	Player	100.0 Gms
Dak Prescott.....5		Kyler Murray.....	4
Matt Stafford.....	5	Josh Allen.....	3
Tom Brady.....	4	Kirk Cousins.....	3
Joe Burrow.....	4	Two others tied.....	3

★ QB WINS ★

In his sixth season as the starting quarterback of the Dallas Cowboys, Dak Prescott has proven to be a winner, as his 47 victories are tied for fifth in team history. His 13 wins in 2016 were the most by a rookie quarterback in NFL history, and he followed that up with a 9-7 record in 2017, a 10-6 mark in 2018, an 8-8 record in 2019, 2-3 in 2020 and 5-1 in 2021.

Overall, Prescott's 47 wins rank fifth from 2016-21:

Wins by Starting QB - 2016-21

Player	Wins	Games	Win%
Tom Brady, NE/TB	64	84	.762
Russell Wilson, Sea.....	54	85	.641
Aaron Rodgers, GB	53	79	.677
Drew Brees, NO.....	48	70	.686
Dak Prescott, Dal	47	75	.627

Since 2016, Prescott has the second-most wins against his own division, going 21-6 in games he has started against the NFC East:

Player	Wins	Player	Wins
Tom Brady, NE/TB	24	Aaron Rodgers, GB	20
Dak Prescott, Dal	21	Four players tied.....	18

★ FOUR STAR RATING ★

Dak Prescott reached 1,500 pass attempts in the first week of 2019, qualifying him for the all-time NFL passing record books. Prescott ranks fifth in NFL annals in QB Rating, edging out Tony Romo as the highest-rated passer in Cowboys history:

All-Time NFL Quarterback Rating

Player	Att	Cmp	Pct	Yds	TD	Int	TD/INT	
							Ratio	Rate
Patrick Mahomes.....	2,012	1,330	66.1	16,520	133	34	3.91	106.4
Deshawn Watson	1,748	1,186	67.8	14,539	104	36	2.89	104.5
Aaron Rodgers	6,845	4,458	65.1	53,139	429	92	4.66	104.0
Russell Wilson.....	4,460	2,910	65.2	35,142	277	82	3.38	102.3
Dak Prescott.....	2,509	1,672	66.7	19,447	122	44	2.77	98.8
Drew Brees.....	10,551	7,142	67.7	80,358	571	243	2.35	98.7
Kirk Cousins	3,936	2,642	67.1	30,325	204	86	2.37	98.3
Tom Brady	10,941	7,009	64.1	81,854	606	196	3.09	97.6
Tony Romo	4,335	2,289	65.3	34,183	248	117	2.12	97.1
Steve Young	4,149	2,667	64.3	33,124	232	107	2.17	96.8

★ PASS, NO PICKS ★

Dak Prescott recorded a streak of 291 consecutive passes without an interception, spanning the last five games of 2019 and the first three games of 2020. The streak is the longest in Cowboys history, and at the time, it was the 10th-longest in NFL history. Aaron Rodgers holds the record with 402 consecutive passes in 2018:

Consecutive Passes With No INT - NFL History

Player	Season	Consec. Passes	No. Of Games
1. Aaron Rodgers.....	2018	402	11
2. Tom Brady	2010-11	358	12
3. Derek Carr	2018	332	12
--	--	--	--
10. Dak Prescott.....	2019-20	291	8

Prescott set the Cowboys record for consecutive passes without a pick in Week 1, 2020 at the LA Rams - breaking Troy Aikman's 20-year record of 216 consecutive throws from the 1999 season - and continued to Week 3, 2020 at Seattle before an interception in the second quarter.

Dallas Cowboys Consecutive Passes With No INT

Player	Season	Consec. Passes	No. Of Games
Dak Prescott.....	2019-20	291	8
Troy Aikman.....	1999	216	8
Troy Aikman.....	1995	184	7
Dak Prescott.....	2016	184	6

★ I AM THE STORM ★

Dak Prescott has a touchdown/interception ratio of 4.00 (16 touchdowns, four interceptions) and is completing 73.1% of his passes in 2021. There have only been four quarterbacks (six times) in the Super Bowl era to finish a season with a TD/INT ratio above 4.0 while also completing at least 70.0% of his passes:

Player	Season	Comp%	TD/INT
Aaron Rodgers.....	2020	70.7%	9.60
Drew Brees.....	2019	74.3%	6.75
Drew Brees.....	2018	74.4%	6.40
Deshawn Watson	2020	70.2%	4.71
Dak Prescott.....	2021	73.1%	4.00
Sam Bradford.....	2016	71.6%	4.00
Drew Brees.....	2020	70.5%	4.00

★ TOUCHDOWN-TO-INTERCEPTION RATIO ★

Dak Prescott has shown prolific decision making in the young stages of his career, throwing only 44 interceptions against 122 touchdown passes. Prescott also knows when to tuck the ball and attack with his legs, scoring an additional 24 touchdowns on the ground in his five-plus NFL seasons. Among all qualifying quarterbacks (1,500 pass attempts), Prescott ranks sixth all-time with a 2.77 touchdown/interception ratio, and he is one-of-four quarterbacks in league annals to record fewer than 50 interceptions on at least 2,000 pass attempts (2,509 att., 44 int.), joining Nick Foles (2,010 att and 43 int), Case Keenum (2,137 att and 47 int) and Patrick Mahomes (2,012 att, 33 int).

HIGHEST TD/INT RATIO IN NFL HISTORY



★ AERIAL ACCOLADES ★

Dak Prescott finished 2019 third in the NFL in completions of 20-or-more yards (68) and tied for second in touchdowns of 20-or-more yards (14). Of Prescott's 30 touchdown passes, 46.7% came from 20-plus yards - fourth-highest in 2019 (min. 100 com):

Player	Team	Com	Att	TD	20+ TD	20+ TD%
Mason Rudolph.....	PIT	176	283	13	8	61.5%
Patrick Mahomes....	KC	319	484	26	15	57.7%
Daniel Jones.....	NYG	284	459	24	12	50.0%
Dak Prescott.....	DAL	388	596	30	14	46.7%
Tom Brady.....	NE	373	613	24	11	45.8%

Prescott led the league with 25 completions of 20-plus yards in 2020 before his season-ending injury in Week 5. In 2021 he is tied for 14th with 24 long completions, but is tied for second with eight 20-plus yard touchdowns:

2021 20+ Yard Touchdown Pass Leaders

Player	Team	Com	20+ Com	TD	20+ TD	20+ TD%
Joe Burrow.....	Cin	167	33	20	11	55.5%
Tom Brady.....	TB	231	39	25	8	32.0%
Dak Prescott.....	Dal	158	24	16	8	50.0%
Patrick Mahomes....	KC	216	25	19	6	31.5%
Taylor Heinicke.....	Was	175	24	11	6	54.5%

★ FIRST DOWNS FOR 4 ★

Dak Prescott has completed 158-of-216 passes through six games in 2021, and he ranks fourth in the NFL in 2021 with 95 passing first downs. His first down rate of 44.0% (95-of-216) ranks second in 2021, and since 1991 when the stat began to be tracked, it is first in a single season in Cowboys history:

Single-Season Passing First Down Rate

Player	Season	Com	Att	Yards	1st	1st%
Dak Prescott.....	2021	158	216	1,813	95	44.0%
Tony Romo.....	2014	304	435	3,705	189	43.4%
Tony Romo.....	2006	220	337	2,903	143	42.4%
Tony Romo.....	2007	335	520	4,211	215	41.3%
Troy Aikman.....	1991	237	363	2,754	148	40.8%
Troy Aikman.....	1995	280	432	3,304	173	40.0%
Dak Prescott.....	2016	311	459	3,667	182	39.7%
Tony Romo.....	2011	346	522	1,184	203	38.9%
Dak Prescott.....	2019	365	563	4,599	216	38.4%

Since 1994 when the data became available, the best first down percentage in a full season among quarterbacks is 46.7% by Peyton Manning in 2004.

★ MOVE THE CHAINS ★

Dak Prescott threw for 29 first downs against Cleveland (10/4/20), the most in a single game in Cowboys history and the most by any NFL quarterback in a single game since at least 1994, when the data became available:

Player	Date/Opp	1stD
Dak Prescott.....	10/4/20 vs. Cle	29
Billy Volek.....	12/19/04 vs. Oak	28
Matt Stafford.....	1/1/12 vs. GB	27
Jared Goff.....	9/29/19 vs. TB	27

Prescott then threw for 25 first downs at New England (10/17/21), which is the second-highest total in franchise history:

Player	Date/Opp	1stD
Dak Prescott.....	10/4/20 vs. Cle	29
Dak Prescott.....	10/17/21 at NE	25
Dak Prescott.....	12/9/18 vs. Phi	23
Tony Romo.....	12/6/09 at NYG	23

Prescott has 95 passing first downs on 216 pass attempts in 2021 - 11th in the league - and his first down percentage of 44.0% ranks second in 2021.

Highest Passing First Down Pct in 2021

Player	Att	1stD	1stD%
Matt Stafford.....	273	121	44.3%
Dak Prescott.....	216	95	44.0%
Patrick Mahomes.....	325	132	40.6%
Kyler Murray.....	256	103	40.2%
Tom Brady.....	343	138	40.2%

★ RAYNE MAN ★

Dak Prescott has proven to be a threat with his feet during his young career, and through his first 75 games, he has surpassed 1,000 career rushing yards (1,384) - the fourth Cowboys quarterback to reach that milestone. Prescott did it in 50 games, tying Roger Staubach for the fewest games to the mark.

Overall, Prescott ranks first in rushing scores (24), second in rushing yards (1,384) and third in carries (281) among Cowboys quarterbacks all-time:

All-Time Dallas Cowboys QB Rushing Yard Leaders

Player	Att	Yards	Avg	Long	TD
Roger Staubach.....	410	2,264	5.5	33	20
Dak Prescott.....	281	1,384	4.9	42	24
Don Meredith.....	242	1,216	5.0	28	15
Troy Aikman.....	327	1,016	3.1	25	9

Prescott has notched 24 rushing scores since his rookie season, third by any NFL quarterback from 2016-21:

QB Rush TDs - 2016-21

Player	Rush TDs
Cam Newton, Car/NE.....	27
Josh Allen, Buf.....	27
Dak Prescott, Dal.....	24
Lamar Jackson, Bal.....	21

Prescott's 24 rushing touchdowns rank fourth in NFL history through the first 75 games of a quarterback's career, post merger:

QB Rush TDs - First 75 Games

Player	Rush TDs
Cam Newton, Car.....	40
Daunte Culpepper, Min.....	28
Josh Allen, Buf.....	27
Dak Prescott, Dal.....	24
Steve Grogan, NE.....	23
Steve McNair, Ten.....	23

Prescott has set various rushing records by a Cowboys QB:

Dak Prescott QB Rushing Records

Team Record Set	Total	Year
Rush Yards by a QB, Single Season.....	357	2017
Rush TDs by a QB, Single Season.....	6	2016, 18
Rush TDs by a QB, Career.....	24	2016-20
Rush Atts by a QB, Single Season.....	75	2018
Rush Atts by a Rookie QB, Single Season.....	57	2016
Longest Rush by a QB.....	42	2019
Rush TDs, Single Game.....	3	2020
Rush Attempts, Single Game.....	11	2018

★ THE RULE OF THREE ★

Dak Prescott rushed for three touchdowns against the Atlanta Falcons (9/20/20), becoming just the 10th Cowboys player - first quarterback - to score three touchdowns on the ground in a single game. He became the fourth Cowboys quarterback to notch a multi-rushing touchdown game and the first since Troy Aikman had two against Arizona (9/6/98):

Player	Opp/Date	Rush TDs
Dak Prescott.....	ATL, 9/20/20	3
Don Meredith.....	Pit, 12/8/63	2
Roger Staubach.....	KC, 11/10/75	2
Troy Aikman.....	ARI, 9/6/98	2

Combined with his 450 passing yards, Prescott is the only player in NFL history to throw for 400 yards and score three touchdowns on the ground in a single game.

★ BOMBS AWAY ★

Since he entered the league in 2016, Prescott has thrown 11 touchdown passes of more than 50 yards, trailing only six other quarterbacks over the last six seasons:

Touchdown Passes of 50+ Yards Since 2016

Player	TDs	Player	TDs
Tom Brady, TB.....	13	Russell Wilson, Sea.....	13
Kirk Cousins, Was/Min.....	13	Philip Rivers, LAC.....	12
Patrick Mahomes, KC.....	13	Dak Prescott, Dal.....	11
Ryan Tannehill, Mia/Ten... 13		Four others tied.....	11

★ MOVING UP THE CHARTS ★

Dak Prescott has 18 games with at least 300 yards through the air - second in Cowboys history:

Player	Games
Tony Romo.....	46
Dak Prescott.....	18
Troy Aikman.....	13
Danny White.....	10
Don Meredith.....	7

His 18 games from 2016-21 are the second-most through a player's first six seasons in Cowboys history (Romo's 24 rank first).

★ 400 FOR 4 ★

Dak Prescott started the 2020 season in historic fashion, setting a NFL record for consecutive games with 450 passing yards (three). By adding another 400-yard game in the first week of 2021, Prescott became the first player in NFL history to throw for 400 yards four times in a five-game span:

Date/Opp	Pass Yds
9/20/20 vs. Atl.....	450
9/27/20 at Sea.....	472
10/4/20 vs. Cle.....	502
10/11/20 vs. NYG*.....	166
9/9/21 at TB.....	403

*Prescott missed rest of 2020 season due to injury

★ QUICK DRAW DAK ★

Dak Prescott is getting the ball out of his hands faster than ever in 2021, recording an average time to throw of 2.60 seconds on his pass attempts - per PFF, which is the 12th-fastest in the league:

Player	Avg Release	Player	Avg Release
B. Roethlisberger.....	2.29	M. Ryan.....	2.54
T. Brady.....	2.36	R. Tannehill.....	2.54
K. Cousins.....	2.48	J. Garoppolo.....	2.55
D. Mills.....	2.52	J. Burrow.....	2.56
M. Stafford.....	2.53	A. Rodgers.....	2.58
M. Jones.....	2.54	D. Prescott.....	2.60

As his career has progressed, Prescott has gotten rid of the ball faster, as seen by his average time to throw (ATT) by year:

Year	ATT	Year	ATT
2021.....	2.60	2018.....	2.86
2020.....	2.59	2017.....	2.80
2019.....	2.81	2016.....	2.88

★ PRESSURE IS PRIVILEGE ★

Dak Prescott has attempted 75 passes in the face of increased pressure brought by the blitz in 2021 - and has thrown 12 touch-downs, most in the league:

Most Touchdown Passes Against the Blitz - 2021 Season

Player	Att	Com	Yds	TD	Rating
Dak Prescott.....	75	44	597	12	107.1
Tom Brady.....	74	52	687	10	122.0
Joe Burrow.....	69	49	710	9	125.6
Teddy Bridgewater.....	55	44	519	7	145.6
Matthew Stafford.....	75	55	607	7	128.0

★ ANY/A GIVEN SUNDAY ★

Prescott also ranks in the upper echelon in terms of adjusted net yards-per-attempt (ANY/A)*, which is a metric that weighs sacks, places a heavier penalty on interceptions and has a strong correlation with points scored by the offense.

2021 Quarterback ANY/A

Player	Att	Com	Yards	TD	INT	Sks	ANY/A
M. Stafford.....	273	188	2,477	22	4	7	9.56
R. Wilson.....	125	90	1,196	10	1	13	9.12
D. Prescott.....	216	158	1,813	16	4	9	8.43
T. Brady.....	343	231	2,650	25	5	12	8.00
K. Murray.....	256	186	2,276	17	7	18	7.82
J. Burrow.....	246	167	2,215	20	9	20	7.74
D. Carr.....	266	180	2,269	12	5	17	7.67
J. Allen.....	272	178	1,972	17	3	8	7.61

ANY/A Formula: ((pass yards + 20(pass TD)) - (45*(interceptions thrown) - sack yards)/(passing attempts + sacks)

★ ZERO TO 400, REAL QUICK ★

Prescott surpassed 400 yards through the air three times each in 2019 and 2020 - tied with Tony Romo (2012) for the most 400-yard games in a single season in Cowboys history:

Player	Team	Season	Games w/ 400 Yds
Tony Romo.....	Dal	2013	Three
Dak Prescott.....	Dal	2019	Three
Dak Prescott.....	Dal	2020	Three

Prescott's three games with 400 yards are also the second-most in a single season in NFL history behind only Dan Marino, Peyton Manning and Ryan Fitzpatrick - all with four:

Player	Team	Season	Games w/ 400 Yds
Dan Marino.....	Mia	1984	Four
Peyton Manning.....	Den	2013	Four
Ryan Fitzpatrick.....	TB	2018	Four
Tony Romo.....	Dal	2013	Three
Dak Prescott.....	Dal	2019	Three
Dak Prescott.....	Dal	2020	Three
Dan Marino.....	Mia	1986	Three
Aaron Rodgers.....	GB	2018	Three
Eli Manning.....	NYG	2011	Three
Philip Rivers.....	SD	2013	Three

Prescott now has nine career 400-yard games after adding two 400-yard performances in 2021, the most by any quarterback since 2016:

Player	400-Yd Games
Dak Prescott.....	9
Tom Brady.....	5
Aaron Rodgers.....	5
Ryan Fitzpatrick.....	5
Patrick Mahomes.....	5
Kirk Cousins.....	5

Prescott's nine 400-yard games are also tied for the most by any passer in the first six seasons of a career:

Player	Seasons	400-Yd Games
Dan Marino.....	1984-88	9
Dak Prescott.....	2016-21	9
Matt Stafford.....	2009-13	6
Patrick Mahomes.....	2018-21	5

Prescott owns the Cowboys record for the most 400-yard games in a Cowboys career:

Player	400-Yd Games	W/L	Win%
Dak Prescott.....	9	5-4	.556
Tony Romo.....	5	0-5	.000
Don Meredith.....	2	1-1	.500
Troy Aikman.....	1	0-1	.000
Kellen Moore.....	1	0-1	.000

Dak Prescott Career 400-Yard Games

Date/Opp	Att	Com	Yards	W/L
10/4/20 vs. Cle.....	58	41	502	L
9/27/20 at Sea.....	57	37	472	L
10/6/19 vs. GB.....	44	27	463	L
12/9/18 vs. Phi.....	54	42	455	W
9/20/20 vs. Atl.....	47	34	450	W
11/17/19 at Det.....	46	29	444	W
9/8/19 vs. NYG.....	32	25	405	W
9/9/21 at TB.....	58	42	403	L
10/17/21 at NE.....	51	31	445	W

Prescott is the only quarterback in Cowboys history to pass for 400 yards in consecutive games, and his three-game streak is tied for the longest streak in NFL history with Ryan Fitzpatrick (2018).

Prescott set an NFL record by passing for at least 450 yards in three straight games (9/20/20 vs. Atl - 10/4/20 vs. Cle), surpassing Jameis Winston (two game streak in 2019):

Player	Season	Games	Yards	TD	W/L
Dak Prescott.....	2020	3	1,424	8	1-2
Jameis Winston.....	2019	2	914	8	2-0

Prescott's 1,424 yards over the three-game stretch (9/20/20 vs. Atl - 10/4/20 vs. Cle) are the most by any NFL quarterback over a three-game stretch in league history.

★ COMPLETE CONTROL ★

Dak Prescott ranks first in completion percentage in 2021, recording a career-best 73.1% completion rate so far:

Highest Completion Percentage Among QBs in 2021

Player	Att	Comp	Yards	Pct	TD	Rating
Dak Prescott	216	158	1,813	73.1%	16	115.0
Kyler Murray	256	186	2,276	72.7%	17	110.4
Russell Wilson	125	90	1,196	72.0%	10	125.3
Teddy Bridgewater.....	257	181	1,914	70.4%	13	100.6
Kirk Cousins	274	189	1,953	69.0%	14	103.3

Prescott has been extremely accurate, but not at the detriment of pushing the ball down field, passing for 1,813 yards and 8.39 yards-per-attempt on the year. He is one-of-nine players to complete over 70% of his passes, throw for more than 1,750 yards and over 8.0 yards-per-attempt in the first six games of a season since the 1970 NFL Merger:

First Six Games, 70.0 Comp Pct., 1,750 Yards, 8.0 YPA

Player	Season	Com%	Yards	Yards/Att
Kurt Warner	2000	72.1%	1,947	11.80
Daunte Culpepper	2004	72.2%	1,766	9.44
Tom Brady	2007	72.5%	1,771	8.68
Drew Brees	2008	71.0%	1,993	8.90
Ben Roethlisberger.....	2009	72.5%	1,887	9.12
Aaron Rodgers	2011	70.3%	2,037	9.75
Peyton Manning.....	2013	75.0%	1,470	9.42
Philip Rivers.....	2013	72.6%	1,847	8.28
Philip Rivers.....	2015	70.0%	2,116	8.36
Dak Prescott	2021	73.1%	1,813	8.39

Drew Brees holds the NFL record for completion percentage in a season, at 74.4% in 2018.

★ YOU COMPLETE ME ★

Dak Prescott completed 23-of-27 passes in Week 2 against the Chargers (9/19), registering a completion percentage of 85.2% that ranks second in the league in 2021 (Baker Mayfield, 90.5% vs. Hou) and fourth in his career in a single game.

Prescott Career Games with 85.0% Completion Percentage

Date/Opp	Att	Comp	Yards	Pct	TD	INT
12/18/16 vs. TB	36	32	279	88.9%	0	0
9/15/19 at Was	30	26	269	86.7%	3	1
11/29/18 vs. NO	28	24	249	85.7%	1	0
9/19/21 at LAC	27	23	237	85.2%	0	1

Since he entered the league in 2016, Prescott's four games with a completion percentage over 85.0% are tied for the most by any quarterback:

Games with 85.0% Completion Percentage, Since 2016

Player	Games	W/L
Dak Prescott	4	4-0
Derek Carr	4	3-1
Drew Brees	3	3-0
Lamar Jackson	3	3-0

★ ROAD WARRIOR ★

Prescott has a 20-17 record as the starting quarterback when he plays on the road in his career:

Prescott Road Stadium Stats by Season

Season	W-L	Att	Comp	Yards	Pct	TD	INT
2016.....	6-2	211	139	1,691	65.9	12	3
2017.....	6-2	232	148	1,697	63.8	11	4
2018.....	3-5	278	177	1,890	63.7	8	5
2019.....	3-5	310	198	2,282	63.9	10	4
2020.....	0-2	96	62	738	64.6	4	2
2021.....	2-1	136	101	1,085	74.3	6	3
Totals	20-17	1,263	825	9,383	65.3	51	21

In Prescott's 20 road wins are 12 games in which he led a game-winning drive - the most by any quarterback on the road since 2016:

Player	Wins	Road GW-Dr	Player	Wins	Road GW-Dr
Dak Prescott	20	12	Drew Brees.....	22	8
Derek Carr	19	10	Matt Stafford	18	8
B. Roethlisberger.....	23	9	Aaron Rodgers	22	8

★ THIRD DOWN DARLING ★

Dak Prescott has been clutch on third down so far in 2021, completing 70.0% of his passes - second-highest rate among all QBs - and recording the seventh-highest passer rating in the league.

Quarterback Passer Rating on Third Downs in 2021

Player	Att	Comp	Yards	Pct	TD	Rating
Matthew Stafford	59	40	626	67.8%	5	131.0
Kyler Murray	58	38	559	65.5%	8	122.1
Carson Wentz	71	45	601	63.4%	7	117.2
Derek Carr	61	41	733	67.2%	5	115.0
Aaron Rodgers	66	41	508	62.1%	7	115.0
Josh Allen	62	33	429	53.2%	8	114.9
Dak Prescott	50	35	477	70.0%	3	111.8

Prescott's ability to make the play that extends the drive on third down should not be overlooked, as he is posting a first down on 26-of-50 third down attempts in 2021 - the third-highest percentage in the league:

First Down Passing Percentage on Third Downs in 2021

Player	Att	Comp	Yards	1stD	1stD Pct
Matt Stafford	59	40	626	36	61.0%
Patrick Mahomes.....	65	42	498	35	53.8%
Dak Prescott	50	35	477	26	52.0%

Due in large part to Prescott's proficiency, the Cowboys have been money on third downs so far in 2021, converting 47.2% (42-of-89) of their third down tries - fourth in the NFL. There has only been one Cowboys team to finish a season with a third down percentage above 50.0% in franchise history - the 1978 team that converted 50.2% of its third down attempts:

Highest Cowboys Third Down Conversion Percentage

Season	Att	Conv	Pct
1978	235	118	50.2%
1979	241	120	49.8%
1980	243	120	49.4%
2006	205	100	48.8%
2014	201	95	47.3%
2021	89	42	47.2%
2019	204	96	47.1%

Below is a breakdown of the Cowboys third down conversions by distance in 2021:

3rd & Short (<4 Yds)	3rd & Med (4-6 Yds)	3rd & Long (>6 Yds)	3rd & 10+
22-32 (68.8%)	13-20 (65.0%)	7-37 (18.9%)	3-18 (16.7%)
Rank: 8th	Rank: 2nd	Rank: 28th	Rank: 17th

★ GUESS WHO'S DAK ★

Dak Prescott has returned from his 2020 season-ending ankle injury with a renewed purpose and focus in 2021, and he ranks third in the NFL in passer rating on his comeback tour:

2021 NFL Quarterback Rating

Player	Att	Cmp	Pct	Yds	TD	Int	Ratio	Rate
Russell Wilson...	125	92	72.0	1,196	10	1	10.00	125.3
Matt Stafford	273	188	68.9	2,477	22	4	5.50	118.0
Dak Prescott	216	158	73.1	1,813	16	4	4.00	115.0
Kyler Murray	256	186	72.7	2,276	17	7	2.43	110.4
Tom Brady	343	231	67.3	2,650	25	5	5.00	108.6

Perhaps most impressive is Prescott's late game prowess, as he ranks second with a 128.3 passer rating in the second half/OT.

2021 QB Passer Rating in Second Half/OT

Player	Att	Comp	Yards	Pct	TD	Rating
Matthew Stafford	113	79	1,197	69.9%	10	134.0
Dak Prescott	94	71	808	75.5%	9	128.3
Derek Carr	133	93	1,257	69.9%	8	110.4
Joe Burrow	123	85	1,294	69.1%	11	109.6
J. Garoppolo.....	69	49	680	71.0%	4	109.6

445

Dak Prescott threw for 445 yards at New England (10/17) in Week 6 - the most passing yards ever allowed by a Bill Belichick coached Patriots defense - a span of 21 years and 336 games.

★ THREE'S COMPANY ★

Dak Prescott has thrown three touchdown passes in four consecutive games, starting against Philadelphia (9/27) through the last game at New England (10/17). Prescott is the first player in Cowboys history to record four consecutive games with three-or-more touchdowns through the air. It is the longest active streak in the NFL and tied for the 11th-longest in league history:

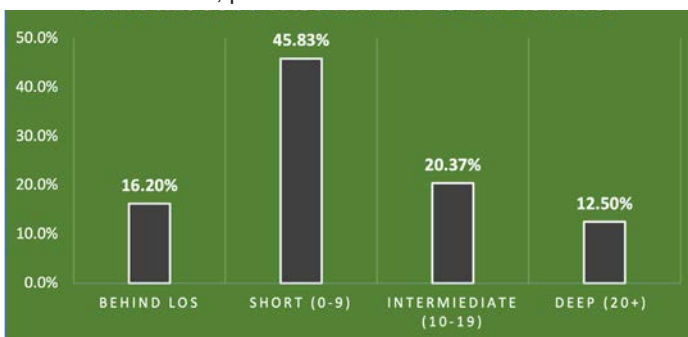
Longest Streak of Games with Three TD Passes

Player	Gms	Player	Gms
Tom Brady (2007)	10	Peyton Manning (2012)	5
Andrew Luck (2018)	8	Aaron Rodgers (2011)	5
Peyton Manning (2004)	8	Steve Young (1998)	5
Dan Marino (1986-87)	7	Bobby Layne (1951)	5
Russell Wilson (2015)	5	Dak Prescott (2021)*	4
Aaron Rodgers (2012-13)	5	Many others tied	4

*Active streak

★ PASSING DEPTH CHART ★

Below is a chart detailing Dak Prescott's attempts by distance for the 2021 season, per *Pro Football Focus*:



Outside Left	Between Numbers	Outside Right
3/9	4/8	5/10
84	122	173
0 TD, 0 INT	1 TD, 2 INT	4 TD, 0 INT
68.8 NFL	95.8 NFL	135.4 NFL
8/12	13/20	8/12
121	202	109
1 TD, 0 INT	0 TD, 1 INT	4 TD, 0 INT
127.4 NFL	77.5 NFL	135.1 NFL
14/21	43/49	27/29
142	403	234
1 TD, 1 INT	2 TD, 0 INT	2 TD, 0 INT
81.8 NFL	114.5 NFL	123.3 NFL
13/14	8/9	12/12
89	49	85
0 TD, 0 INT	0 TD, 0 INT	1 TD, 0 INT
93.2 NFL	89.4 NFL	124 NFL

Statistics: COM/ATT
YDS (YAC)

★ ELITE COMPANY ★

Dak Prescott has thrown 16 touchdown passes through the first six games of 2021, the only Cowboys passer to record at least 16 touchdowns through the air through six games of a season. Prescott is also one-of-seven passers all-time to complete at least 70.0% of his passes and toss 16-or-more touchdowns through six games of a season:

QBs with 16 TD Throws, 70.0% Comp. Pct Through Six Gms

Player	Season	Cmp%	Yds	TD
Kurt Warner	1999	72.8%	1,531	18
Daunte Culpepper	2004	73.3%	1,949	19
Tom Brady	2007	72.5%	1,771	21
Aaron Rodgers	2011	70.3%	2,037	17
Peyton Manning	2013	74.2%	2,179	22
Russell Wilson	2020	71.2%	1,890	22
Dak Prescott	2021	73.1%	1,813	16

★ NFC OFFENSIVE POTW X4 ★

Dak Prescott earned NFC Offensive Player of the Week honors for his Week 6 performance in the comeback victory over New England (10/17). Prescott threw for 445 yards and three touchdowns - the most yards ever against a Bill Belichick Patriots defense - marking the fourth-consecutive three-touchdown day for Prescott. Included in his three touchdowns was the overtime game-winner to CeeDee Lamb, cementing Prescott's 17th career game-winning drive and Dallas' first win in Foxboro since 1986.

Prescott also earned NFC Offensive Player of the Week honors for his Week 1, 2019 performance against the N.Y. Giants (9/8/19), again in Week 12, 2019 after commanding a road victory over the Detroit Lions (11/17/19), and then Prescott carried the Cowboys to a comeback victory from a 20-point deficit at home against the Falcons (9/20/20) in Week 2 of the 2020 season.

Prescott joins Troy Aikman and Tony Romo as the only Cowboys quarterbacks to earn three player of the week awards:

Cowboys Career NFC Offensive Player of the Week Awards

Player	Position	POTW Awards
Emmitt Smith	RB	11
Troy Aikman	QB	9
Tony Romo	QB	5
Michael Irvin	WR	4
Dak Prescott	QB	4
Drew Bledsoe	QB	2
Amari Cooper	WR	2

★ WHAT A RUSH! ★

Cooper Rush became the 44th quarterback to start a game for the Cowboys when he took the reins for an injured Dak Prescott at Minnesota (10/31). Rush showed good command of the offense, leading Dallas to a comeback victory on the road while throwing for 325 yards and two touchdowns - the second-most yards in a first career start by a Cowboy, trailing only Gary Hogeboom's 343 yards at the LA Rams in 1984 (9/3).

Most Passing Yards By a Cowboy in First Career Start

Player	Yards	Opponent/Date
Gary Hogeboom	343	at LA Rams, 9/3/84
Cooper Rush	325	at Minnesota, 10/31/21
Steve Pelluer	271	at Denver, 10/5/86
Tony Romo	270	at Carolina, 10/29/06
Garrett Gilbert	243	vs. Pittsburgh, 11/8/20

The yardage total is also the sixth-most yards by a quarterback in his first start as a Cowboy:

Most Passing Yards in First Cowboys Start

Player	Yards	Opponent/Date
Jon Kitna	379	vs. Jacksonville, 10/31/10
Kyle Orton	358	vs. Philadelphia, 12/29/13
Vinny Testaverde	355	at Minnesota, 9/12/04
Eddie LeBaron	345	vs. Pittsburgh, 9/24/60
Gary Hogeboom	343	at LA Rams, 9/3/84
Cooper Rush	325	at Minnesota, 10/31/21

Rush became the first Cowboy to win his first career start at quarterback since Stephen McGee defeated the Eagles 14-13 in Philadelphia (1/2/11), leading Dallas on an eight-play, 75-yard drive with 2:51 left in the game that culminated in Rush's touchdown toss to Amari Cooper to give Dallas the go-ahead score and the win. Rush is just the fourth Cowboys passer to lead a game-winning drive in his first-career start:

Cowboys QBs To Lead a Game-Winning Drive in First-Career Start

Player	Opponent/Date
Gary Hogeboom	at LA Rams, 9/3/84
Tony Romo	at Carolina, 10/29/06
Stephen McGee	at Philadelphia, 1/2/11
Cooper Rush	at Minnesota, 10/31/21



12.3%

Ezekiel Elliott eats up yards in big portions when he carries the ball, recording 186 rushes of 10-plus yards in his career. Elliott has averaged a big-play rush on 12.3% of his career carries, fourth among all active running backs and 17th all-time.

★ KING EZEKIEL ★

After leading the league in rushing as a rookie in 2016, Ezekiel Elliott finished 10th in the NFL in 2017 despite missing six games. He once again won the NFL rushing title in 2018 and finished fourth in 2019. He finished 2020 10th in rushing among running backs, 11th overall, and in 2021 he ranks fifth in the NFL.

Elliott became the second Cowboy, 11th player, fifth since the merger, to win the rushing title twice in his first three seasons:

Rushing Titles in Two of First Three Seasons

Player	Seasons	Player	Season
Byron White, Pit/Det	1938, 40	Earl Campbell, Hou	1978-80
Bill Dudley, Pit	1942, 46	Eric Dickerson, LAR	1983-84
Bill Paschal, NYG	1943, 44	Emmitt Smith, Dal	1991-92
Jim Brown, Cle	1957-59	Egerrin James, Ind	1999-00
Cookie Gilchrist, Buf	1962, 64	Ezekiel Elliott, Dal	2016, 18
Jim Nance, Bos	1966-67		

In team history, Elliott became only the second Cowboy to win the rushing title in multiple seasons, joining Emmitt Smith (four):

Dallas Cowboys Rushing Title Winners

Player	Season	Yards	Player	Season	Yards
Emmitt Smith	1991	1,563	DeMarco Murray	2014	1,845
Emmitt Smith	1992	1,713	Ezekiel Elliott	2016	1,631
Emmitt Smith	1993	1,486	Ezekiel Elliott	2018	1,434
Emmitt Smith	1995	1,773			

Elliott leads all NFC players with 571 rushing yards in 2021, and his total ranks fifth among all NFL rushers:

2021 NFL Rushing Leaders

Player	Att	Yards	Avg	TD	1st	1stD%
Derrick Henry	219	937	4.3	10	49	22.4%
Jonathan Taylor	121	649	5.4	6	44	36.4%
Nick Chubb	106	584	5.5	4	28	26.4%
Joe Mixon	137	572	4.2	5	26	19.0%
Ezekiel Elliott	118	571	4.8	5	30	25.4%
Damien Harris	118	517	4.4	6	28	23.7%
Darrell Henderson	110	507	4.6	5	28	25.5%

★ THE BOOK OF EZEKIEL ★

For only the second time in franchise history, the Dallas Cowboys used a top-five pick on a running back when they chose Ezekiel Elliott out of Ohio State with the fourth overall selection in the 2016 NFL Draft. Dallas selected Tony Dorsett with the second pick in the 1977 NFL Draft.

In his first season, Elliott produced seven 100-yard rushing games - most by a Cowboys rookie all-time and tied for the most in the NFL in 2016. He owns 30 for his career to rank third all-time in team history.

Dallas is 26-4 when Elliott tops 100 yards on the ground:

Ezekiel Elliott 100-yard Rushing Games (30 total)

Yds	Opp	W/L	Date	Yds	Opp	W/L	Date
159	TB	W	12/18/16	121	WAS	W	11/22/18
157	@GB	W	10/16/16	117	LAR	W	12/15/19
152	DET	W	9/30/18	116	GB	L	10/8/17
151	@Phi	W	11/11/18	114	@Pit	W	11/13/16
150	@Was	W	10/29/17	113	PHI	W	12/9/18
147	@SF	W	10/22/17	111	@Was	W	9/15/19
143	Car	W	10/3/21	111	PHI	W	10/20/19
140	CHI	W	9/25/16	110	NYG	W	10/10/21
139	@NYG	W	11/4/19	107	@NYG	L	12/11/16
138	@SF	W	10/2/16	105	PHI	W	12/27/20
134	CIN	W	10/9/16	105	@NYJ	L	10/13/19
127	@Sea	L	9/23/18	104	NYG	W	9/10/17
125	MIA	W	9/22/19	106	JAX	W	10/14/18
122	@Atl	W	11/18/18	103	@Phi	W	12/31/17
122	WAS	W	12/29/19	103	@Min	W	11/22/20

Career 100-Yard Rushing Games

Player	Games
Emmitt Smith	76
Tony Dorsett	43
Ezekiel Elliott	30

Elliott set a franchise rookie record with 12 games of 20-plus carries, which was also the most by any NFL rusher in 2016. He has 40 career games with 20-plus carries. Dallas is 30-10 during those contests:

Ezekiel Elliott 20-plus Carry Games (40 total)

Opp	Date	Att	Yds	W/L	Opp	Date	Att	Yds	W/L
@Was	10/19/17	33	150	W	@Atl	11/18/18	23	122	W
CHI	9/25/16	30	140	W	NO	11/29/18	23	76	W
GB	10/8/17	29	116	L	@Was	9/15/19	23	111	W
@GB	10/16/16	28	157	W	PHI	10/20/19	22	111	W
PHI	12/9/18	28	113	W	PHI	10/30/16	22	96	W
@NYJ	10/13/19	28	105	L	@Ari	9/25/17	22	80	W
KC	11/5/17	27	93	W	@LAR	9/13/20	22	96	L
@Phi	12/31/17	27	103	W	ATL	9/20/20	22	89	W
WAS	11/22/18	26	121	W	@NE	11/24/19	21	86	L
@SF	10/22/17	26	147	W	@Was	9/18/16	21	83	W
DET	9/30/18	25	152	W	@Pit	11/13/16	21	114	W
BAL	11/20/16	25	97	W	LAR	10/11/17	21	85	L
@NYG	12/11/16	24	107	L	@Min	11/22/20	21	103	W
NYG	9/10/17	24	104	W	NYG	10/10/21	21	110	W
SEA	12/24/17	24	97	L	NYG	9/11/16	20	51	L
JAX	10/14/18	24	106	W	WAS	11/20/16	20	97	W
LAR	12/15/19	24	117	W	@Min	12/1/16	20	86	W
@NYG	11/4/19	23	139	W	@Hou	10/7/18	20	54	L
@SF	10/2/16	23	138	W	MIN	11/10/19	20	47	L
TB	12/18/16	23	159	W	Car	10/3/21	20	143	W

★ KEEP IT ¹⁰⁰ ★

Ezekiel Elliott has posted 30 games with at least 100 rushing yards since 2016 - most in the NFL during that time:

100-Yard Rushing Games - 2016-21

Player	Games
Ezekiel Elliott, Dal	30
Derrick Henry, Ten	25
Nick Chubb, Cle	19

Elliott has two 100-yard outings in 2021, which is tied for fifth:

100-Yard Rushing Games - 2021

Player	Games	Player	Games
Derrick Henry	5	Nick Chubb	2
Damien Harris	3	Dalvin Cook	2
Eli Mitchell	3	C. Edwards-Helaire	2
Jonathan Taylor	3	Ezekiel Elliott	2

★ EZEKIEL ELLIOTT RUSHING TOUCHDOWNS BY TEAM ★



★ BIG-PLAY RUNS ★

Since entering the league in 2016, Ezekiel Elliott has posted the most "big-play" runs of 10-plus yards:

Big-Play Runs - 2016-21

Player	10+ Runs
Ezekiel Elliott, Dal	186
Derrick Henry, Ten	173
Melvin Gordon III, LAC/Den	132

In fact, Elliott has recorded a 10-plus yard run on 12.1% of his career carries, which ranks eighth in the NFL among active running backs and 18th in NFL history (min. 750 att):

Big-Play Run Percentage - Active Running Backs

Player	10+ Run%	Player	10+ Run%
Nick Chubb	15.0%	Aaron Jones	12.6%
Kareem Hunt	13.2%	Adrian Peterson	12.5%
Dalvin Cook	13.1%	Derrick Henry	12.3%
Alvin Kamara	12.7%	Ezekiel Elliott	12.1%

Elliott ranks fifth in big-play runs in 2021 with 16:

Player	10+ Runs	Player	10+ Runs
Derrick Henry	20	Darrell Henderson	15
Dalvin Cook	18	Jalen Hurts	15
Nick Chubb	17	Lamar Jackson	15
Jonathan Taylor	17	Eli Mitchell	15
Ezekiel Elliott	16	Joe Mixon	13

★ ALL I DO IS SCORE ★

Ezekiel Elliott's penchant for scoring touchdowns has put him in rarefied company, and with his rushing touchdown against Carolina (10/3), he became just the fifth player in NFL history to post 50 rushing touchdowns and 10 receiving touchdowns in the first 75 games of a career:

Players with 50 Rush TD and 10 Rec TD in First 75 Games

Player	Rush TD	Rec TD	Total TD
Jim Brown	68	11	79
Marcus Allen	52	15	67
Arian Foster	53	13	66
Todd Gurley II	59	12	71
Ezekiel Elliott	50	10	60

Elliott is the second Cowboys rusher to reach 50 scores on the ground in 75 games played, joining Emmitt Smith.

★ BY LAND AND BY AIR ★

Ezekiel Elliott rushed for a 13-yard score and caught a four-yard pass for a touchdown against the N.Y. Giants (10/10). It was Elliott's eighth career game with a touchdown on the ground and through the air, tied for second in the league since 2016:

Games with Rush TD & Rec TD Since 2016

Player	Team	Seasons	Games
Christian McCaffrey	CAR	2017-21	9
Alvin Kamara	NO	2017-21	8
Ezekiel Elliott	DAL	2016-21	8
David Johnson	ARZ/HOU	2016-21	6
Kareem Hunt	KC/CLE	2016-21	6

★ AIR & GROUND ★

Ezekiel Elliott has proven himself a dual-threat throughout his career, establishing a club record for the most games with 100 rush yards and 50 receiving yards in Cowboys history:

100 Rush Yds & 50 Rec. Yds Games

Player	Games
Ezekiel Elliott	5
Tony Dorsett	4
Herschel Walker	4
Emmitt Smith	4

His five career games with at least 100 rushing yards and 50 receiving yards are also tied for the most by any league rusher since he entered the NFL in 2016 (Christian McCaffrey):

Player	Games	Player	Games
Ezekiel Elliott	5	James Conner	4
Christian McCaffrey	5	Todd Gurley	4
Le'Veon Bell	4	Four players tied	3

Elliott is also the second player in team history with 1,000 rushing yards and 500 receiving yards in a single season, joining Herschel Walker (1988):

1,000 Rush Yds & 500 Rec. Yds

Player	Season	Rush	Rec	Total
Herschel Walker	1988	1,514	505	2,019
Ezekiel Elliott	2018	1,434	567	2,001

Elliott was voted FedEx Ground Player of the Week for his Week 4 performance against Carolina (10/3/21), when he tallied 143 rushing yards on 20 carries.

★ ALWAYS HUNGRY ★

Dak Prescott and Ezekiel Elliott entered the NFL as part of the Cowboys 2016 Draft class and have shared a bond ever since. Since 2016, Prescott and Elliott have connected for the eighth-most touchdown hookups between a quarterback/running back duo in the NFL with 10 touchdowns:

Players	Team	TDs
Tom Brady/James White	NE	20
Philip Rivers/Austin Ekeler	LAC	14
Drew Brees/Alvin Kamara	NO	14
Jared Goff/Todd Gurley II	LAR	12
Cam Newton/Christian McCaffrey	Car	11
Matt Ryan/Tevin Coleman	Atl	11
Philip Rivers/Melvin Gordon III	LAC	11
Dak Prescott/Ezekiel Elliott	Dal	10
Aaron Rodgers/Aaron Jones	GB	9

Elliott has 11 touchdown catches in his career, which ties him with Emmitt Smith, Preston Pearson and Timmy Newsome for fourth all-time by a running back in Cowboys history:

Most Touchdown Catches by a Cowboys Running Back				
Player	Seasons	Rec	Yds	Rec TDs
Dan Reeves	1965-72	129	1,693	17
Daryl Johnston	1989-99	294	2,227	14
Tony Dorsett	1977-87	382	3,432	13
Ezekiel Elliott	2016-21	261	2,085	11
Timmy Newsome	1980-88	212	1,966	11
Preston Pearson	1975-80	189	2,274	11
Emmitt Smith	1990-02	486	3,012	11

★ GO AHEAD TD GLUTTON ★

Ezekiel Elliott has been a touchdown machine for the Cowboys, and he has been extra hungry in the pivotal moments of games, scoring 26 touchdowns to put the Cowboys ahead in the game since his rookie season - tied for the second-most go ahead touchdowns of any non-passer in the NFL:

Go Ahead Rush and Rec TDs - 2016-21

Player	Rush TD	Rec TD	Total TDs
Davante Adams	0	27	27
Ezekiel Elliott	22	4	26
Melvin Gordon	21	5	26
Derrick Henry	22	0	22
Todd Gurley	15	6	21
Tyreek Hill	2	18	20
Alvin Kamara	13	6	19
Amari Cooper	0	18	18
Aaron Jones	12	5	17
Travis Kelce	0	17	17

★ ALL-TIME COWBOYS RUSHERS ★

Below are Ezekiel Elliott's rankings in several key offensive categories in Cowboys history:

RUSH ATTEMPTS		RUSHING TOUCHDOWNS	
Emmitt Smith	4,052	Emmitt Smith	153
Tony Dorsett	2,755	Tony Dorsett	72
Ezekiel Elliott	1,531	Ezekiel Elliott	51
Don Perkins	1,500	Marion Barber	47

RUSH YARDS		SCRIMMAGE YARDS	
Emmitt Smith	17,162	Emmitt Smith	20,174
Tony Dorsett	12,036	Tony Dorsett	15,468
Ezekiel Elliott	6,955	Jason Witten	12,977
Don Perkins	6,217	Michael Irvin	11,910
		Ezekiel Elliott	9,040

YARDS-PER-ATTEMPT		TOTAL TOUCHDOWNS	
DeMarco Murray	4.85	Emmitt Smith	164
Ezekiel Elliott	4.54	Tony Dorsett	85
Tony Dorsett	4.37	Dez Bryant	73
Walt Garrison	4.32	Bob Hayes	73
		Jason Witten	72
		Michael Irvin	65
		Ezekiel Elliott	62

★ HUNGRY? GRAB SCRIMMAGE YARDS ★

Ezekiel Elliott ranked eighth among running backs - 15th overall - in the NFL with 1,317 scrimmage yards in 2020, and ranks ninth in 2021 with 699:

Scrimmage Yards by Running Backs in 2021

Player	Team	Rush Yds	Rec Yds	Tot Yds
Derrick Henry	Ten	937	154	1,091
Jonathan Taylor	Ind	649	265	914
Najee Harris	Pit	479	273	752
Alvin Kamara	NO	480	256	736
Austin Ekeler	LAC	420	302	722
Joe Mixon	Cin	572	148	720
D'Andre Swift	Det	289	415	704
Aaron Jones	GB	463	237	700
Ezekiel Elliott	Dal	571	128	699
Leonard Fournette	TB	439	239	678

Elliott also leads all players in scrimmage yards since he entered the league in 2016 and is the only player in the NFL with at least 6,000 rushing yards and 2,000 receiving yards in that time:

Scrimmage Yards Leaders Since 2016

Player	Rush Yds	Rec Yds	Tot Yds
Ezekiel Elliott	6,955	2,085	9,040
Derrick Henry	6,797	846	7,643
Todd Gurley II	4,976	2,066	7,042
Julio Jones	24	6,996	7,020
DeAndre Hopkins	12	6,962	6,974

Elliott ranks third in scrimmage yards-per-game among all players in the Super Bowl era:

Player	Scr. Yds/G	Player	Scr. Yds/G
Billy Sims	119.6	Terrell Davis	113.9
Barry Sanders	118.9	Walter Payton	111.9
Ezekiel Elliott	115.9	Arian Foster	110.9
C. McCaffrey	114.5	Marshall Faulk	108.8

★ KEEP IT ¹⁰⁰ PART 2 ★

Ezekiel Elliott does not discriminate when it comes to 100-yard games, gobbling up yards on the ground and in the air throughout his career to the tune of 47 games with 100 scrimmage yards - by far the most of any player in the NFL since 2016:

100 Scrimmage Yard Games - 2016-21

Player	Games
Ezekiel Elliott, Dal	48
Alvin Kamara, NO	32
Julio Jones, Atl/Ten	31
Derrick Henry, Ten	30
David Johnson, Ari/Hou	29
Christian McCaffrey, Car	29
Melvin Gordon, LAC/Den	28

In fact, Elliott's 48 games with 100 scrimmage yards rank 15th by any player in the first six years of a career:

100 Scrimmage Yard Games - First Six NFL Seasons

Player	Games	Player	Games
Eric Dickerson	64	Matt Forte	50
Edgerrin James	62	Steven Jackson	50
LaDainian Tomlinson	60	Ricky Watters	50
Emmitt Smith	59	Clinton Portis	49
Marcus Allen	55	Ezekiel Elliott	48
Adrian Peterson	55	Shaun Alexander	47
Thurman Thomas	55	Ottis Anderson	47
Curtis Martin	54	Arian Foster	47
Barry Sanders	53	LeSean McCoy	47
Marshall Faulk	51	Chris Johnson	46

Elliott's 48 games with 100 scrimmage yards rank third in Cowboys history, recently passing Michael Irvin (47):

Dallas Cowboys 100-Yard Scrimmage Games

Player	Career Gms	100-Yd Gms	100-Yd%
Emmitt Smith	201	100	49.8%
Tony Dorsett	157	71	45.2%
Ezekiel Elliott	78	48	61.5%
Michael Irvin	159	47	29.5%
Calvin Hill	73	30	41.1%

★ MOVE THE CHAINS ★

Ezekiel Elliott was the engine that kept the Cowboys offense moving in 2020, accounting for 82 total first downs on the year - the fifth-most first downs in the league. Elliott has 38 total first downs in 2021 and ranks third with 30 rushing first downs:

Most Rushing First Downs by Player in 2021

Player	Rush Att	Rush 1st	1st%
Derrick Henry	219	49	22.4%
Jonathan Taylor	121	44	36.4%
Ezekiel Elliott	118	30	25.4%
Jalen Hurts	73	29	39.7%
Lamar Jackson	76	29	38.2%
Three players tied	--	26	--

Additionally, Elliott is gaining a first down on 25.4% of his carries, which ranks 17th among qualifying running backs in 2021 (min. 50 carries).

Elliott is one of the most prolific chain movers at the running back position in recent history, picking up a first down on 25.5% of his 1,531 career carries - a percentage that ranks eighth among all rushers since the data became available in 1994 (min. 500 att.):

Highest Rush 1st Down Percentage by RB Since 1994

Player	Att	Yds	1st D	1st D %
Zack Crockett	510	1,701	158	31.0%
Marcus Allen*	726	2,934	195	26.9%
Priest Holmes	1,780	8,172	471	26.5%
Jamaal Charles	1,407	7,563	368	26.2%
Chris Carson	769	3,502	201	26.1%
Sammy Morris	736	3,053	190	25.8%
Marlon Mack	567	2,484	146	25.7%
Ezekiel Elliott	1,531	6,955	390	25.5%
Alvin Kamara	805	3,820	205	25.5%
Aaron Jones	755	3,827	191	25.3%

*numbers from career stats starting in 1994

★ CONSUMMATE CONSUMER ★

Ezekiel Elliott's first five NFL seasons have put him in the upper echelon of running backs at the outset of a career, as he is one-of-four players in NFL history to record 1,200 scrimmage yards and seven touchdowns in each of his first five years:

Players with 1,200 Yards and Seven TDs in First Five Years

Player	Seasons	Total Yards	Total TD
Ricky Watters	1992-96	7,852	58
Randy Moss	1998-02	6,884	60
LaDainian Tomlinson	2001-05	9,753	80
Ezekiel Elliott	2016-20	8,341	56

Elliott tied Jamal Lewis, Curtis Martin and LaDainian Tomlinson for the 15th-most 100-yard rushing games (28) by a player in his first five NFL seasons, and his 8,341 scrimmage yards in his first five seasons rank eighth in NFL history:

Most Scrimmage Yards in First Five NFL Seasons

Player	Seasons	Touches	Total Yards
LaDainian Tomlinson	2001-05	2,044	9,753
Eric Dickerson	1983-87	1,884	9,301
Thurman Thomas	1988-92	1,623	8,982
Emmitt Smith	1990-94	1,869	8,759
Chris Johnson	2008-12	1,693	8,546
William Andrews	1979-83	1,535	8,384
Walter Payton	1975-79	1,704	8,350
Ezekiel Elliott	2016-20	1,654	8,341
Eddie George	1996-00	1,927	8,321
Barry Sanders	1989-93	1,598	8,288

Elliott surpassed 9,000 career scrimmage yards at Minnesota (10/31), becoming the 25th player to reach the mark in his first six NFL seasons, but the fifth-fastest in the Super Bowl era by accomplishing the feat in only 78 career games:

Fastest Players to 9,000 Scrimmage Yards

Player	Games	Touches	Total Yards
Edgerrin James	72	1,929	9,096
LaDainian Tomlinson	72	1,874	9,020
Eric Dickerson	73	1,849	9,072
Le'Veon Bell	75	1,802	9,076
Ezekiel Elliott	78	1,792	9,040

★ FORWARD MOMENTUM ★

The Dallas Cowboys have a tandem of running backs that are among the best at providing positive yards at every opportunity, with Ezekiel Elliott recording a negative rush on only 5.08% of his 102 carries - the sixth-lowest percentage - and Tony Pollard yet to record a negative rush on 68 attempts:

Lowest Negative Rush Percentage By RB in 2021

Player	Team	Carries	Stuffs	Stuff %
Tony Pollard	Dal	68	0	0.00%
Chase Edmonds	Ari	75	2	2.67%
Mark Ingram II	Hou	98	3	3.06%
Sony Michel	LAR	65	2	3.08%
Josh Jacobs	LV	60	3	5.00%
Ezekiel Elliott	Dal	118	6	5.08%
Darrell Henderson Jr.	LAR	110	6	5.45%
Melvin Gordon III	Den	88	5	5.68%
James Robinson	Jac	88	5	5.68%
AJ Dillon	GB	68	4	5.88%

*min. 50 carries

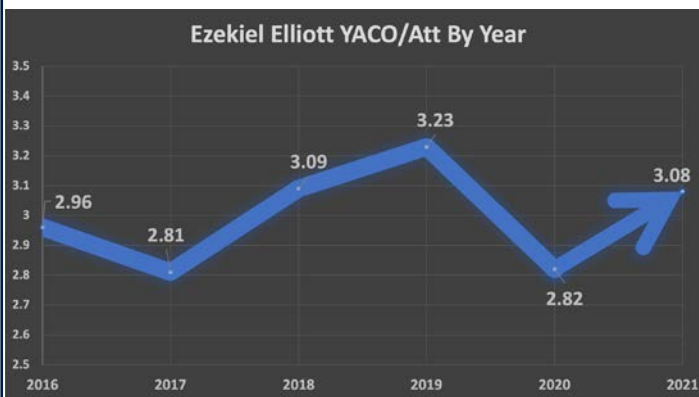
★ BUILT ZEKE TOUGH ★

Ezekiel Elliott was a bruising force with the ball in his hands in 2020, punishing opposing defenses with 688 yards after contact when he carried the ball - ninth in the NFL (per PFF). Elliott ranks sixth in the NFL in 2021 with 364 yards after contact:

Player	Team	Rush	Yards	YACO	YACO/Att
Derrick Henry	Ten	219	937	728	3.32
Jonathan Taylor	Ind	121	649	463	3.83
Joe Mixon	Cin	137	572	445	3.25
Nick Chubb	Cle	106	584	427	4.03
Damien Harris	NE	118	517	366	3.10
Ezekiel Elliott	Dal	118	571	364	3.08
James Robinson	Jac	88	482	356	4.05
Eli Mitchell	SF	81	433	350	4.32

Elliott recorded 99 yards after contact in the Week 4 win over Carolina, his most in a single game since Week 15 of the 2019 season against the LA Rams (12/15/19), when he had 104 yards.

He is averaging 3.08 yards after contact per-attempt in 2021, which is up from 2020 and the third-highest average of his career:



★ MR. TOUCHDOWN ★

Ezekiel Elliott reached 50 career touchdowns - 41 rushing and nine receiving - in the 2020 season opener at the LA Rams. He currently sits at 59 scores, the 11th Cowboy to reach 50 career touchdowns and the fourth to do so in his first five seasons, joining Emmitt Smith (75), Dez Bryant (58) and Bob Hayes (53):

Cowboys Players with 50 TDs Through First Five Years

Player	Gms	Rush TD	Rec TD	Ret TD	Tot TD
Emmitt Smith	77	71	4	0	75
Dez Bryant	75	0	56	2	58
Ezekiel Elliott	71	46	10	0	56
Bob Hayes	64	1	49	3	53

Elliott's 62 touchdowns since 2016 are the fifth-most in the NFL, fourth among running backs.

★ GIVE HIM 200 ★

Ezekiel Elliott owns four 200 scrimmage yard games in his career - tied with DeMarco Murray and Emmitt Smith for the most such games in Cowboys history. Marshall Faulk owns the NFL record with 14 200-yard games.

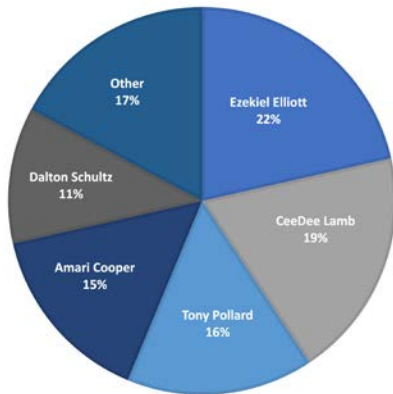
Ezekiel Elliott 200-Yard Games

Date/Opp	Rush Yds	Rec Yds	Tot Yds
9/30/18 vs. Det.....	152	88	240
10/22/17 at SF.....	147	72	219
11/13/16 at Pit.....	114	95	209
11/18/18 at Atl.....	122	79	201

★ DIVIDING UP THE PIE ★

Dallas Cowboys Head Coach Mike McCarthy has a plethora of offensive weapons at his disposal. Below is a breakdown of the percentage of yards gained by player in 2021:

Dallas Cowboys Offensive Breakdown - 3,259 Gross Yards



★ TWICE AS NICE ★

The Cowboys rushed for 245 yards in the win against Carolina (10/3), which is just the fifth time that Dallas has totaled 245-or-more rushing yards in a single game since 2000. The last time Dallas surpassed 245 rushing yards was against the LA Rams (263, 12/15/19).

Dallas Cowboys Top Rushing Performances Since 2000

Date/Opp	Rush Att.	Rush Yds	Yds/Att
10/23/11 vs. Stl.....	34	294	8.65
10/22/17 at SF.....	43	265	6.16
12/15/19 vs. LAR.....	45	263	5.84
9/20/09 vs. NYG.....	29	251	8.66
10/3/21 vs. Car.....	34	245	7.21

Dallas again topped 200 yards on the ground against the N.Y. Giants, (10/10), giving them a two-game streak eclipsing the 200-yard mark. The Cowboys are one-of-two teams with multiple 200-yard rushing performances in 2021 (Cleveland, two games), and the two-game streak is tied for the longest in team history (eight previous occurrences):

Dallas Cowboys Streaks with 200 Rushing Yards

Streak Dates/Opp	Length	Total RushYds
10/3/21 vs. Car - 10/10/21 vs. NYG.....	2	446
9/15/19 at Was - 9/22/19 vs. Mia.....	2	448
9/20/09 vs. Car - 9/28/09 NYG.....	2	463
10/7/79 at Min - 10/14/79 vs. LAR.....	2	480
10/2/77 vs. TB - 10/9/77 at Stl.....	2	469
12/13/75 vs. Was - 12/21/75 at NYJ.....	2	450
12/16/73 at Stl - 9/15/74 at Atl.....	2	412
12/3/72 at Stl - 12/9/72 vs. Was.....	2	455
10/28/62 vs. Stl - 11/4/62 at Was.....	2	425

9

Dallas had nine rushes of 10-plus yards against Carolina (10/3), which is tied for the second-highest total in a single game for the Cowboys since 2000. Dallas' highest figure was 10 rushes of 10-or-more yards three different times.

★ CENTURY 21 ★

Ezekiel Elliott continues to defy mediocrity, and had a two-game streak with 100 rushing yards, starting against Carolina (10/3) through the N.Y. Giants (10/10) - his longest streak since a three-game clip in 2019 and tied for the fifth-longest of his career:

Ezekiel Elliott 100-Yard Rushing Streaks

Streak Dates/Opp	Length	Total RushYds
9/25/16 vs. Chi - 10-16/16 at GB.....	4	569
10/13/19 at NYJ - 11/4/19 at NYG.....	3	355
11/11/18 at Phi - 11/22/18 vs. Was.....	3	394
10/8/17 vs. GB - 10/29/17 at Was.....	3	413
10/3/21 vs. Car - 10/10/21 vs. NYG.....	2	253
9/15/19 at Was - 9/22/19 vs. Mia.....	2	236
9/23/18 at Sea - 9/30/18 vs. Det.....	2	279
12/11/16 at NYG - 12/18/16 vs. TB.....	2	266

★ GIVE THEM 100 ★

The Dallas Cowboys offense has put a premium on its rushing attack, and since 2016, the unit has logged the most games (32) with a 100-yard rusher in the NFL:

Games with a 100-Yard Rusher - 2016-21

Team	Games
Dallas.....	32
Tennessee.....	31
Cleveland.....	26
Baltimore.....	24

★ SETTING THE TABLE ★

The Dallas Cowboys have been one of the most efficient offenses in 2021, and a large part of that success stems from their ability to pick up yards on first down, as they rank second in the NFL in percentage of first down plays gaining four-or-more yards:

Team	1stD Plays	4+ Yd Gains	4+ Pct
Washington.....	226	131	58.0%
Dallas.....	228	132	57.9%
Kansas City.....	265	150	56.6%
Jacksonville.....	197	111	56.3%
Baltimore.....	222	124	55.9%

Dallas' rushing efforts have played a large part in its first down success, as it ranks first in yards-per-carry on first down (5.33) on the third-most first down rush attempts (135), and Cowboys rushers have gained four-plus yards on 54.1% of their first down carries:

First Down Rushes Gaining Four-Plus Yards

Team	1stD Rush	4+ Yd Gains	4+ Pct
Washington.....	101	60	59.4%
Jacksonville.....	84	49	58.3%
Philadelphia.....	102	59	57.8%
Kansas City.....	115	63	54.8%
Dallas.....	135	73	54.1%
Cincinnati.....	109	59	54.1%

Ezekiel Elliott and Tony Pollard both rank in the top-10 in rushing average by running backs on first down in 2021:

Player	1stD Rush	1stD Yds	1stD Avg.
Tony Pollard.....	44	273	6.20
Jonathan Taylor.....	68	402	5.91
Miles Sanders.....	33	182	5.52
Austin Ekeler.....	50	268	5.36
Aaron Jones.....	64	328	5.13
James Robinson.....	50	256	5.12
Eli Mitchell.....	50	254	5.08
Khalil Herbert.....	47	238	5.06
Darrell Henderson Jr.....	68	340	5.00
Ezekiel Elliott.....	75	374	4.99

Dallas has run the ball on 59.2% of its first down plays:

First Down Rush Percentage

Team	1stD Plays	1stD Rush	Rush%
Tennessee.....	245	147	60.0%
Chicago.....	209	125	59.8%
Dallas.....	228	135	59.2%

★ SEEING DOUBLE ★

Dallas had two running backs in Ezekiel Elliott (112) and Tony Pollard (103) eclipse 100 scrimmage yards against the N.Y. Giants - the first time Dallas had two running backs over the century mark since 12/5/19 vs. the LA Rams, and the fifth time since 1989:

Cowboys Running Backs with 100 Scrimmage Yards

Date/Opp	RB1	RB2
10/10/21 vs. NYG	E. Elliott (112)	T. Pollard (103)
12/15/19 vs. LAR	E. Elliott (160)	T. Pollard (143)
9/22/19 vs. Mia	E. Elliott (139)	T. Pollard (128)
9/27/15 vs. Atl	J. Randle (105)	L. Dunbar (105)
9/28/09 vs. Car	F. Jones (114)	T. Choice (118)

★ WHAT CAN ZEKE DO FOR YOU? ★

Ezekiel Elliott had a four-game streak with 100 scrimmage yards, spanning games vs. Philadelphia (9/27) through New England (10/17) - tied for the fourth-longest streak of his career, and it is the second-longest streak by a player in 2021.

Longest Streaks with 100 Scrimmage Yds, Cowboys History

Player	Gms	Player	Gms
Herschel Walker (1987-88)	10	Emmitt Smith (1992)	6
Ezekiel Elliott (2018)	8	Ezekiel Elliott (2016)	5
DeMarco Murray (2014)	8	DeMarco Murray (2013)	5
Emmitt Smith (1993-94)	8	Emmitt Smith (1993)	5
Michael Irvin (1995)	7	Tony Dorsett (1985)	5
Calvin Hill (1973)	7	Tony Dorsett (1981)	5
Ezekiel Elliott (2016)	6	Ezekiel Elliott (2021)	4
Emmitt Smith (1995)	6	Many others tied	4

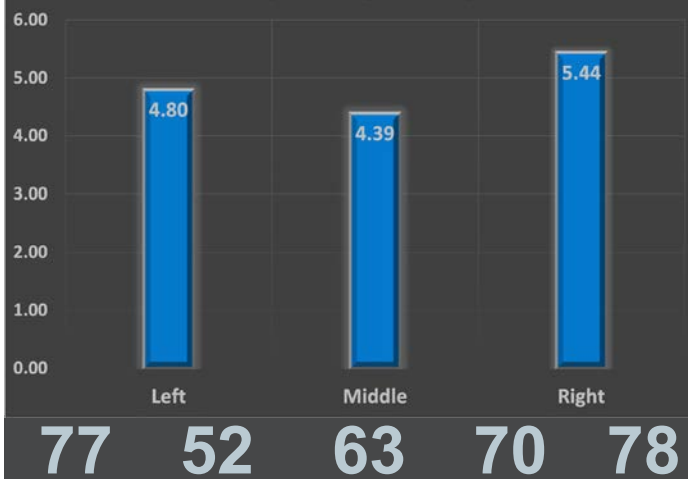
★ YEAH, THAT'S RIGHT ★

The Cowboys rank seventh in the NFL with 218 rush attempts so far in 2021, and on those 218 carries they have recorded 77 runs to the middle of the line, 64 runs to the left and 77 runs to the right. The right side of the line is where they have experienced the most success, averaging 5.44 yards-per-carry over the right side:

Dallas Cowboys Rushing By Location in 2021

	Total Rush	Yards	Yards/Att
Middle	77	338	4.39
Left	64	307	4.80
Right	77	419	5.44

Dallas Cowboys Rushing Attack by Direction



★ DOUBLE TROUBLE ★

Tony Pollard complements Ezekiel Elliott as a second option in the Cowboys backfield, and in 2021 he has two 100-yard games as a dual threat option, giving him five for his career:

Tony Pollard Career 100-Yard Games

Date/Opp	Rush Yds	Rec Yds	Tot Yds
12/15/19 vs. LAR	131	12	143
9/19/21 at LAC	109	31	140
12/20/20 vs. SF	69	63	132
9/22/19 vs. Mia	103	25	128
10/10/21 vs. NYG	75	28	103

Pollard has 10 rushes of 10-plus yards on the season - tied for 18th in the NFL - on only 68 carries, which at 14.7% ranks as the seventh-highest percentage of 10+ runs in the league (min. 40 carries):

Highest Percentage of 10-Plus Yard Runs by RB in 2021

Player	Rush	10+ Rush	10+%
Eli Mitchell	81	15	18.5%
Dalvin Cook	98	18	18.4%
Kareem Hunt	69	12	17.4%
Cordarrelle Patterson	64	11	17.2%
Nick Chubb	106	17	16.0%
Chase Edmonds	75	12	16.0%
Tony Pollard	68	10	14.7%

★ LEADER OF THE PACK ★

Tony Pollard leads all NFL running backs in yards-per-carry in 2021, averaging 5.76 yards-per-attempt, and trails Lamar Jackson (6.32) and Jalen Hurts (5.92) among all players. If Pollard maintains this success, he could be the first Cowboys player since Felix Jones in 2009 to lead the NFL in rushing average:

Highest Single-Year Rushing Average in Cowboys History

Player	Season	Rush	Rush Yds	Rush Avg
Tony Pollard	2021	68	392	5.76
Felix Jones*	2009	116	685	5.91
Amos Marsh	1962	144	802	5.57
DeMarco Murray	2011	164	897	5.47
Duane Thomas*	1970	151	803	5.32

*Led NFL in rushing average

(Players need to average 6.25 rushes/game to qualify - 6.25 x 16 games is equal to 100 rushes over the course of the season).



32% Tony Pollard has one touchdown and 21 first downs on 68 carries in 2021 and is averaging a first down or touchdown on 32.4% of his carries in 2021 - the ninth-highest percentage among all running backs, min 35 carries.



12

Since Amari Cooper's trade to Dallas in Week 9 of 2018, he has produced **12 touchdown catches of 20-plus yards, tied for second-most in the NFL. In fact, 50.0% of Cooper's 24 regular season touchdowns with Dallas have come from 20-plus yards.**

★ THE AMARI EFFECT ★

Amari Cooper has been a reliable target for the Cowboys and has been particularly efficient at moving the chains for the offense, recording 176 first down receptions (fifth) spanning four seasons since his trade to Dallas:

NFL 1st Down Receiving Leaders - Week 9, 2018 to 2021						
Player	GP	Rec	Yds	TD	1st	1st%
Travis Kelce, KC	47	310	3,899	26	217	70.0%
DeAndre Hopkins, Ari	47	316	3,841	25	213	67.4%
Davante Adams, GB	41	309	3,811	33	197	63.8%
Keenan Allen, LAC	46	305	3,377	21	188	61.6%
Amari Cooper, Dal	48	262	3,523	24	176	67.2%
DJ Moore, Car	47	240	3,520	12	174	72.5%
Mike Evans, TB	46	216	3,461	33	171	79.2%
Chris Godwin, TB	43	232	3,335	23	167	72.0%
Allen Robinson, Chi	47	256	3,137	16	167	65.2%

Cooper has also demonstrated a penchant for scoring touchdowns in his tenure with the Cowboys, posting 24 touchdown receptions - tied for ninth in the NFL - and finding the end zone on 9.2% of his catches:

Wide Receiver Touchdown Leaders - Week 9, 2018 to 2021			
Player	Rec	TD	TD%
Davante Adams, GB	309	33	10.7%
Mike Evans, TB	216	33	15.3%
Tyreek Hill, KC	252	33	13.1%
Adam Thielen, Min	186	29	15.6%
Travis Kelce, KC	310	26	8.4%
DeAndre Hopkins, Hou/Ari	316	25	7.9%
Tyler Lockett, Sea	255	25	9.8%
DK Metcalf, Sea	180	25	13.9%
Amari Cooper, Dal	262	24	9.2%
Cooper Kupp, LAR	259	24	9.2%

Cooper changed the way Dallas was operating on third downs, and since he joined the Cowboys offense, the team ranks third in third down conversion percentage (45.1%). He leads all Cowboys receivers with 42 receiving first downs on third down in his time with Dallas and has converted 80.8% (42-of-52) of his 52 third down receptions into first downs.

★ COOP CONVERTER ★

Amari Cooper has been a consistent first down machine for the Cowboys in 2021, converting a team-high tying 29 first downs through the air (CeeDee Lamb, 29), a total which is tied for seventh in the NFL. Upon closer examination, Cooper has converted 76.3% of his 38 receptions for a first down, which is tied for the sixth-highest conversion rate in the league this year (min 20 rec):

Highest First Down Reception Pct in 2021

Player	Rec	1stD	1stD %
Emmanuel Sanders	24	21	87.5%
Dallas Goedert	24	19	79.2%
Van Jefferson Jr	24	19	79.2%
DeAndre Hopkins	35	27	77.1%
Tim Patrick	30	23	76.7%
Amari Cooper	38	29	76.3%
Robert Woods	38	29	76.3%

At Minnesota (10/31) and Tampa Bay (9/9) Cooper converted eight catches for first downs, the second-highest single-game first down total in the league in 2021:

Single-Game First Downs By Individual Player

Player	Date/Opp	Rec	1st	1st%
Davante Adams	9/26/21 at SF	12	9	75.0%
Davante Adams	10/10/21 at Cin	11	9	81.8%
Tyreek Hill	10/3/21 at Phi	11	9	81.8%
Tyreek Hill	11/1/21 vs. NYG	12	9	75.0%
Mark Andrews	10/11/21 vs. Ind	11	8	72.7%
Amari Cooper	9/9/21 at TB	13	8	61.5%
Amari Cooper	10/31/21 at Min	8	8	100.0%
Stefon Diggs	10/18/21 at Ten	9	8	88.9%
Tyreek Hill	9/12/21 vs. Cle	11	8	72.7%
Justin Jefferson	9/26/11 vs. Sea	9	8	88.9%
Cooper Kupp	9/19/21 at Ind	9	8	88.9%
Cooper Kupp	10/24/21 vs. Det	10	8	80.0%
CeeDee Lamb	10/17/21 at NE	9	8	88.9%
Kadarius Toney	10/10/21 at Dal	9	8	88.9%

★ CHECKMATE COOPER ★

Amari Cooper established a career-high 92 catches on the 2020 season, surpassing his previous high of 83:

Season	Team	Rec	Yards	TD
2020	Dallas	92	1,114	5
2016	Oakland	83	1,153	5
2019	Dallas	79	1,189	8
2018	Dal/Oak	75	1,005	7
2015	Oakland	72	1,070	6
2017	Oakland	48	680	7

Cooper's 92 receptions are tied for the eighth-most in single-season team history, and he is only the fourth Cowboys player to eclipse 90 catches in a season:

Cowboys Players to Record 90 Catches in a Season

Player	90-Catch Seasons
Jason Witten	4 (2007, 09, 10, 12)
Dez Bryant	2 (2012, 13)
Michael Irvin	2 (1991, 95)
Amari Cooper	1 (2020)

Cooper also eclipsed 1,000 receiving yards on the season, marking his third consecutive year topping 1,000 yards and fifth season overall for his career. Cooper is just the 11th player in NFL history to open a career with at least five 1,000-yard seasons in his first six years:

Player	Team(s)	Seasons	1,000-Yd Seasons
Mike Evans	TB	2014-19	6
Randy Moss	Min	1998-03	6
Lance Alworth	SD	1963-67	5
Odell Beckham Jr	NYG/Cle	2014-19	5
Marques Colston	NO	2006-11	5
Amari Cooper	Oak/Dal	2015-20	5
A.J. Green	Cin	2011-15	5
Torry Holt	Stl	2000-04	5
Chad Johnson	Cin	2002-06	5
Brandon Marshall	Den/Mia	2007-11	5
Jerry Rice	SF	1986-90	5

★ COOPER'S CATCHES BY TEAM ★

Following the game against San Francisco (12/20/20) in which he caught two passes, Amari Cooper now has caught a pass against every NFL team except for the Cowboys and Raiders - the two teams he has played for. Below are Cooper's receptions by team:

 36	 32	 30	 30		
 29	 28	 27	 26	 26	 21
 19	 18	 17	 15	 14	
 12	 12	 12	 10	 10	
 9	 9	 9	 8	 7	 7
 4	 4	 4	 2		

Since his trade to Dallas in the middle of 2018, Cooper has caught 10 touchdowns against the NFC East, the sixth-most by any player against his own division in that span:

Player	TD Rec	Player	TD Rec
Chris Godwin	14	Amari Cooper.....	10
Stefon Diggs.....	12	A.J. Brown.....	9
Davante Adams.....	11	Marquise Brown.....	9
Marvin Jones Jr.....	11	Jared Cook.....	9
Tyler Lockett.....	11	Many tied.....	8

★ FLY THE COOP ★

Amari Cooper was dynamic in 2020 with 92 receptions (t-11th) to go with 1,114 yards (14th) and 54 first downs (15th).

Cooper's 92 catches in 2020 tied for the eighth-most in a season by any player in Cowboys history:

Single-Season Catches - Cowboys History

Player	Season	Rec	Player	Season	Rec
Michael Irvin	1995	111	Dez Bryant.....	2013	93
Jason Witten.....	2012	110	Michael Irvin.....	1991	93
Jason Witten.....	2007	96	Amari Cooper.....	2020	92
Jason Witten.....	2009	94	Dez Bryant.....	2012	92
Jason Witten.....	2010	94	Two players tied..	--	88

Cooper has been especially dynamic at his home venues, where he has totaled the most receiving yards in the NFL since 2018:

Most Receiving Yards at Home, 2018-21

Player	Games	Rec.	Yds
Amari Cooper.....	27	149	2,358
DeAndre Hopkins.....	27	182	2,280
Keenan Allen.....	27	198	2,265
Travis Kelce.....	27	167	2,226

Cooper's league-leading receiving total at home since 2018 is aided by his 23 receptions of 25-plus yards, second in the league at home over the same time span.

★ THAT'S AMARI! ★

Amari Cooper has changed the way Dallas operates in the passing game, stretching defenses and providing a touchdown threat from anywhere on the field. Since Dallas acquired Cooper, 12 of his 24 touchdowns have come from 20-plus yards - tied for second league-wide from Week 9, 2018 through 2021:

20+ Yard Touchdown Receptions from Week 9, 2018-2021

Player	Rec	TD	20+ TD	20+ Pct.
Tyreek Hill, KC.....	252	33	19	57.5%
Amari Cooper, Dal.....	262	24	12	50.0%
Mike Evans, TB	216	33	12	36.3%
Antonio Brown, Pit/Ne/TB.....	136	16	11	68.8%
Marquise Brown, Bal	141	21	11	52.4%
Nelson Agholor, Phi/LV.....	132	16	10	62.5%
DK Metcalf.....	180	25	10	40.0%
Many players tied.....	--	--	9	--

★ CATCH ME IF YOU CAN ★

Amari Cooper caught 10 passes for 81 yards in the 2020 season opener at the LA Rams (9/13/20), and then 13 passes for 139 yards in the 2021 season opener at Tampa Bay (9/9). Cooper's 13 catches are the most by a Cowboys player in the opening game of a season, surpassing the previous record which he tied with his 2020 performance:

Player	Opp/Date	Rec.
Amari Cooper.....	@TB, 9/9/21	13
Amari Cooper.....	@LAR, 9/13/20	10
Miles Austin.....	@WAS, 9/12/10	10
Miles Austin.....	NYG, 9/8/13	10
Frank Clarke.....	WAS, 9/16/62	10
Frank Clarke.....	STL, 9/12/64	10
Tony Dorsett.....	@LAR, 9/3/84	10

Cooper owns 10 career games with 10-plus catches - including six games as a Dallas Cowboy. His six games with Dallas are the third-most in a Cowboys career:

Player	10+ Rec Gms
Jason Witten.....	11
Michael Irvin.....	7
Amari Cooper.....	6
Miles Austin.....	5
Dez Bryant.....	4

Since the start of 2018, his seven games - between Oakland and Dallas - with 10-plus catches are tied for sixth in the NFL:

Player	Games	Player	Games
Michael Thomas.....	15	Amari Cooper.....	7
Davante Adams.....	12	Tyreek Hill.....	7
Stefon Diggs.....	9	Zach Ertz.....	6
Christian McCaffrey.....	9	Julio Jones.....	6
DeAndre Hopkins.....	8	Robert Woods.....	6

Additionally, Cooper now owns three games with a stat line of at least 10 catches, over 100 receiving yards and two-plus touchdowns, making him one-of-23 players since the NFL merger with at least three such games:

Career Games with 10 Rec, 100 Yds and Two TDs

Player	Games	Player	Games
Antonio Brown.....	7	Isaac Bruce.....	3
Davante Adams.....	6	Amari Cooper.....	3
Chad Johnson.....	6	Zach Ertz.....	3
Cris Carter.....	5	Mike Evans.....	3
Andre Rison.....	5	Tyreek Hill.....	3
Keenan Allen.....	4	DeAndre Hopkins.....	3
Tony Gonzalez.....	4	Julio Jones.....	3
Marvin Harrison.....	4	Randy Moss.....	3
Andre Johnson.....	4	Reggie Wayne.....	3
Terrell Owens.....	4	Wes Welker.....	3
Jerry Rice.....	4	Roddy White.....	3
Anquan Boldin.....	3		

Cooper is the only player in Cowboys history with multiple games of 10-plus catches, over 100 yards and multiple touchdowns through the air:

Cowboys Players with 10 Rec, 100 Yds and Two TDs

Player	Games	Player	Games
Amari Cooper.....	2	Tony Hill.....	1
Miles Austin.....	1	Mike Renfro.....	1

★ CEEDEE'S BIG PLAYS ★

CeeDee Lamb proved to be a big-play threat in 2020, tying for the 11th-most receptions of 20-plus yards among all receivers with 18. He is moving towards that mark already in 2021, tied for sixth in the league with 11 20-plus yard catches:

Big-Play Receptions - 2021 NFL Leaders

Player	20+ Rec	Player	20+ Rec
Cooper Kupp.....	15	Chris Godwin.....	10
Ja'Marr Chase.....	14	Tyler Lockett.....	10
Davante Adams.....	13	Kyle Pitts.....	10
DJ Moore.....	12	Adam Thielen.....	10
Deebo Samuel.....	12	Henry Ruggs III.....	9
Marquise Brown.....	11	Nelson Agholor.....	8
Mike Evans.....	11	Antonio Brown.....	8
CeeDee Lamb.....	11	Amari Cooper.....	8
Mark Andrews.....	10	A.J. Green.....	8
Mike Gesicki.....	10	Six others tied.....	8

★ SPEEDY CEEDEE ★

CeeDee Lamb surpassed the 1,000 receiving yard mark in Week 1 at Tampa Bay (9/9), doing so in just his 17th career game to become the second-fastest Cowboy to reach 1,000 yards behind Bob Hayes (13 games):

Fastest Cowboys to 1,000 Career Receiving Yards

Player	Games
Bob Hayes.....	13
CeeDee Lamb.....	17
Dez Bryant.....	19
Michael Irvin.....	20
Herschel Walker.....	20

Lamb also surpassed the 100 career receptions in Week 6 at New England (10/17), doing so in just his 22nd career game to tie for the fastest Cowboy to reach 100 catches (Herschel Walker):

Fastest Cowboys to 100 Career Receptions

Player	Games
Herschel Walker.....	22
CeeDee Lamb.....	22
Dez Bryant.....	26
Jason Witten.....	28

Lamb can become the fourth Cowboys player to reach 10 touchdown catches in the first 25 games of a career if he has one touchdown reception in the next two games:

Fastest Cowboys to 10 Career TD Receptions

Player	Games
Bob Hayes.....	12
Dez Bryant.....	17
Terrance Williams.....	21
Michael Irvin.....	27

★ CEEDEE'S TDS ★

CeeDee Lamb scored seven touchdowns for the Cowboys as a rookie (five receiving, one rushing, one kick return). His touchdown total is tied for eighth in Cowboys history for a rookie, and he is one-of-five players in franchise history to score a touchdown three different ways in the same year:

Player	Season	RushTD	RecTD	Kick/Punt Fum	
				RetTD	RetTD
CeeDee Lamb.....	2020	1	5	1	0
Kevin Williams.....	1993	2	2	1	0
Tony Dorsett.....	1978	7	2	0	1
Mike Montgomery.....	1972	1	1	0	1
Amos Marsh.....	1962	6	2	1	0

Additionally, Lamb was one-of-29 rookies in NFL history, and one-of-13 rookies since the NFL Merger, to score a touchdown rushing, receiving and on a kick return:

NFL Rookies with Rush, Rec and Kick Ret TD since 1970

Player	Season	Player	Season
CeeDee Lamb.....	2020	Jacoby Ford.....	2010
Steven Sims.....	2019	M. Jones-Drew.....	2006
Alvin Kamara.....	2017	Tim Brown.....	1988
Tyreek Hill.....	2016	Gary Anderson.....	1985
David Johnson.....	2015	Ray Williams.....	1980
Cordarrelle Patterson.....	2013	Mack Herron.....	1973
David Wilson.....	2012		



94%

CeeDee Lamb played 483-of-516 passing snaps from the slot receiver position in 2020, which at 93.6% was the highest slot pct. in the league. In 2021, Lamb has played only 24.1% of his snaps from the slot.

★ NO SILENCING THIS LAMB ★

CeeDee Lamb established a franchise record in the game at Minnesota (11/22/20), surpassing Bob Hayes for the most receptions by a Cowboys rookie:

Most Receptions by a Cowboys Rookie - Season

Player	Year	Rec	Yds	Avg	TD
CeeDee Lamb.....	2020	74	935	12.6	5
Bob Hayes.....	1965	46	1,003	21.8	12
Dez Bryant.....	2010	45	561	12.5	6
Antonio Bryant.....	2002	44	733	16.7	6
Terrance Williams.....	2013	44	736	16.7	5
Mike Sherrard.....	1986	41	744	18.2	5

★ ON THE LAMB ★

In 2020 CeeDee Lamb recorded two 100-yard games, first against Atlanta (9/20/20) and then against the N.Y. Giants (10/11/20), becoming the 12th Cowboys rookie - 17th time - to post a 100-yard game:

In doing so in his second game, Lamb tied Cornell Burbage as the fastest Cowboys rookie receiver to reach 100 yards in a game. Lamb then posted 124 yard against the Giants (10/11), becoming the third Cowboys rookie to record multiple 100-yard games (Mike Sherrard, 1986 and Bob Hayes, 1965).

Lamb has added to his 100-yard game total this season, tallying 104 yards in the season opener at Tampa Bay (9/9) and then going off for a career-best 149 yards at New England (10/17) before tallying 112 yards at Minnesota (10/31) - establishing a new career-best with three 100-yard games in a season.

Lamb now has the third-most 100-yard games in the first two years of a career by a Cowboys player:

Most 100-Yard Rec Games in First Two Seasons by a Cowboy

Player	Seasons	Games
Bob Hayes.....	1965-66	8
Drew Pearson.....	1973-74	6
CeeDee Lamb.....	2020-21	5
Michael Gallup.....	2019-20	4
Herschel Walker.....	1986-87	3

★ CEEDEE'S MOVES ★

CeeDee Lamb was a game-breaking wide receiver after the catch point in college, and he has carried that skill set over to the NFL ranks, ranking 10th in the league in yards after the catch (YAC) at the wide receiver position in 2021:

Wide Receivers with the Most YAC in 2021

Player	YAC	Player	YAC
Deebo Samuel	414	Tyreek Hill	262
Cooper Kupp	378	DJ Moore	254
Chris Godwin	352	Davante Adams	250
Rondale Moore	299	Mecole Hardman	248
Ja'Marr Chase	295	CeeDee Lamb	224

★ TOUGH TO TACKLE ★

CeeDee Lamb's elusivity is matched by his toughness, as he ranks 10th in the NFL with 71 receiving yards-after-contact by a wide receiver in 2021:

Wide Receiver Receiving Yards-After-Contact in 2021

Player	YACO	Player	YACO
Ja'Marr Chase	139	A.J. Brown	82
DJ Moore	104	Cooper Kupp	78
Courtland Sutton	93	Terry McLaurin	75
Chris Godwin	91	Justin Jefferson	74
Laviska Shenault	85	CeeDee Lamb	71

★ SLOT SNAPS ★

The Cowboys have a group of versatile wide receivers who can line up at any of the receiver positions on offense, making the group hard to game plan for defensively. Here is a look at how each of the Cowboys receivers have lined up in 2021:

Wide Receiver Snaps by Alignment

Player	Slot Snps	Slot%	Wide Snps	Wide%
Amari Cooper	87	31.3%	191	68.7%
CeeDee Lamb	67	24.1%	207	74.9%
Michael Gallup	4	9.5%	38	90.5%
Cedrick Wilson	169	90.9%	17	9.1%
Noah Brown	7	13.7%	44	86.3%

Tight End Snaps By Alignment

Player	Slot Snps	Wide Snps	In-Line Snps
Blake Jarwin	56	17	76
Dalton Schultz	90	18	118

★ SERGEANT SCHULTZ ★

We know nothing, other than the Dallas offense has been one of the most efficient units at moving the chains on third down, converting 46.7% of its third down tries. A big part of that success stems from tight end Dalton Schultz's ability to find open holes in the middle of the opposing defense and present a window for Cowboys QBs to throw the ball, as he ranks sixth among all tight ends with 24 catches on 30 targets against zone coverage in 2021:

Tight End Receptions against Zone Coverage in 2021

Player	Tgt	Rec	Yards	Rec%
Travis Kelce	45	35	425	77.8%
T.J. Hockenson	46	35	313	76.1%
Mike Gesicki	34	29	367	85.3%
Noah Fant	38	28	248	73.7%
Mark Andrews	34	25	398	73.5%
Dalton Schultz	30	24	265	80.0%

Schultz is also tied for 17th among all players in the NFL with eight first down receptions on third downs in 2021 - a total which leads the Cowboys and is tied for second among all tight ends:

Tight End First Downs Receptions on Third Down in 2021

Player	1stD	Player	1stD
Mike Gesicki	9	Tyler Higbee	7
Travis Kelce	8	T.J. Hockenson	6
Dalton Schultz	8	Kyle Pitts	6
Jared Cook	7	Darren Waller	6

★ QUADFECTA ★

Dallas had four wide receivers record 100-yard receiving games in 2020 - tied for second in the NFL (Houston, five) - and the eighth instance in team history where four different players on offense had 100-yard receiving games. Through seven games in 2021, Dallas has two different receivers who surpassed the century mark, with Amari Cooper (two) and CeeDee Lamb (three) each hitting 100:

2021

Player	Position	100-Yd Gms
CeeDee Lamb	WR	3
Amari Cooper	WR	2

2020

Player	Position	100-Yd Gms
Amari Cooper	WR	4
Michael Gallup	WR	2
CeeDee Lamb	WR	2
Cedrick Wilson	WR	1

2012

Player	Position	100-Yd Gms
Dez Bryant	WR	5
Jason Witten	TE	3
Miles Austin	WR	2
Kevin Ogletree	WR	1

2010

Player	Position	100-Yd Gms
Miles Austin	WR	5
Dez Bryant	WR	1
Roy Williams	WR	1
Jason Witten	TE	1

2009

Player	Position	100-Yd Gms
Miles Austin	WR	5
Jason Witten	TE	3
Patrick Crayton	WR	1
Roy Williams	WR	1

2008

Player	Position	100-Yd Gms
Terrell Owens	WR	2
Jason Witten	TE	2
Miles Austin	WR	1
Marion Barber	RB	1

2004

Player	Position	100-Yd Gms
Keyshawn Johnson	WR	2
Jason Witten	TE	2
Antonio Bryant	WR	1
Terry Glenn	WR	1

1993

Player	Position	100-Yd Gms
Michael Irvin	WR	5
Alvin Harper	WR	2
Jay Novacek	TE	1
Emmitt Smith	RB	1

1985

Player	Position	100-Yd Gms
Tony Hill	WR	4
Mike Renfro	WR	3
Doug Cosbie	TE	2
Karl Powe	WR	1

★ NO PRESSURE ★

The Cowboys offensive line has afforded the passing game solid protection in 2021, allowing only 50 pressures on 282 pass blocking snaps, per PFF, the second-lowest sack percentage in the NFL.

2021 Lowest Pressure Percentage

Team	Prsr	Pass Snps	Prsr %
Tampa Bay	61	367	16.6%
Dallas	50	282	17.7%
LA Rams	53	290	18.3%

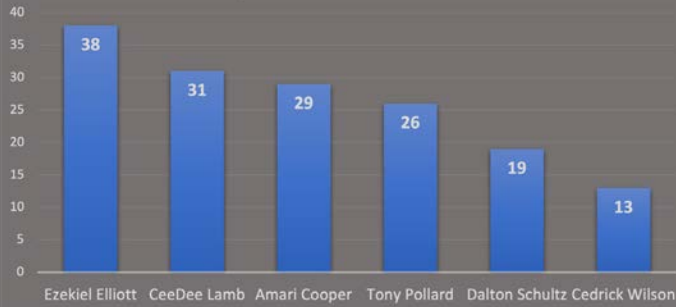
★ FIRST DOWN COWBOYS ★

In 2020 the Dallas Cowboys recorded the seventh-most first downs (371) and rank third in 2021 with 187 first downs gained:

2021 NFL Team First Down Leaders - Offense

Team	Rush	Pass	Pen	Total
Kansas City	59	138	19	216
Tampa Bay	45	141	12	198
Dallas	55	113	19	187
Tennessee	69	98	18	185
Arizona	65	103	15	183

Cowboys Leaders in First Downs



★ DYNAMITE OFFENSE ★

The Cowboys offensive production was correlated in large part to its ability to produce explosive plays (10-plus yards) in 2020. Dallas racked up 238 explosive plays in 2020 - the sixth-most by any offense in the NFL, and ranks fourth in 2021 with 120:

Explosive Plays (10-Plus Yards) - 2021 NFL

Team	10+ Rush	10+ Pass	Tot 10+	10+ TD
Tampa Bay	19	109	128	12
Kansas City	27	97	124	9
Tennessee	29	94	123	10
Dallas	30	90	120	12
LA Rams	23	92	115	15
Cleveland	41	73	114	10

★ SCORING DRIVES ★

Dallas has been one of the best teams in the NFL at putting up points in 2021, posting 38 scoring drives on the year - seventh in the NFL:

Most Scoring Drives in 2021

Team	Scoring Drives	Avg. Plays	Avg. Yards	Avg. Time
LA Rams	43	8.12	63.5	3:51
Arizona	41	8.44	61.2	3:52
Buffalo	41	8.00	55.3	3:38
New England	40	8.23	52.9	3:41
Tampa Bay	40	7.65	61.3	3:22
Tennessee	39	8.13	57.6	3:53
Dallas	38	7.89	59.2	3:31

★ POINTS OFF TAKEAWAYS ★

In 2021, NFL teams have turned the ball over 308 times, and their opponents have scored 889 points off those takeaways. Dallas has scored 51 points off 14 takeaways in 2021.

Most Points Off Takeaways - 2021 NFL

Team	Takeaways	Points	Pct of Tot Pts Scored on TAs
Indianapolis	18	70	35.0%
Arizona	14	62	25.2%
Tampa Bay	14	58	22.3%
Buffalo	18	57	24.9%
Dallas	14	51	22.7%
New Orleans	13	51	29.0%

★ GRINDING OUT POSSESSIONS ★

Dallas has been able to grind out possessions in 2021, wearing down opposing defenses by moving the chains and recording the second-fewest 3 & Out drives in the NFL, with only 10 on the year:

Team	Drives	3 & Out	3 & Out %
Kansas City	77	3	3.9%
Dallas	77	10	13.0%
LA Rams	84	11	13.1%
Baltimore	81	11	13.6%
Tampa Bay	91	13	14.3%

Dallas has also been methodical this season, holding onto the ball for 32:14 of game time, the sixth-highest time of possession.

Highest Time of Possession in 2021

Team	1st Half	2nd Half	Game
Cleveland	17:47	15:15	33:02
Tennessee	16:18	16:29	32:49
Carolina	16:22	16:21	32:25
Buffalo	15:28	16:56	32:24
Baltimore	16:17	16:02	32:23
Dallas	17:38	14:29	32:14
Arizona	14:43	16:51	31:34

★ POINT MEN ★

Dallas has scored 225 points through the first seven games of 2021 - the sixth-highest scoring offense in the NFL in 2021 and the fourth-highest point total through seven games in team history:

Dallas Cowboys Most Points Through Seven Games

Season	Pts
1966	266
1968	230
2007	227
2021	225
1983	215

The Cowboys have started the scoring barrage early in their seven games this year, tied for second in first quarter points and playing with a lead for an average of 26:42 of game time in 2021 (43.9%).

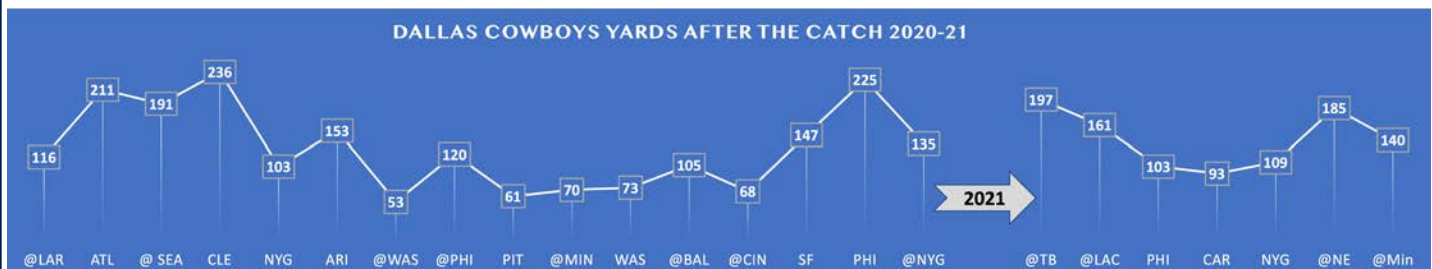
Most First Quarter Points in 2021

Team	Pts
Tampa Bay	66
Dallas	52
Arizona	52

★ YARDS AFTER THE CATCH - YAC ATTACK ★

Dallas exploited defenses for the 11th-most yards after the catch in the NFL in 2020 with 2,053 YAC - 45.5% of their total passing output (4,511 gross yards). The YAC total was the sixth-most by a Cowboys offense since 1992 when the stat began to be tracked, with the highest figure coming in 2009 (2,340). Dallas ranks 14th with 979 YAC in 2021:

DALLAS COWBOYS YARDS AFTER THE CATCH 2020-21



★ 11 PERSONNEL ★

With the Cowboys having three game-breaking options at the wide receiver position, they relied heavily on their "11 personnel" (one running back, one tight end and three receivers) in 2020 - ranking fifth among all teams by running 71.5% of their offensive snaps from that formation grouping:

2020 Snap Percentage from "11 Personnel"

Team	Off Plays	11 Per.	11 Per. %
Cincinnati Bengals	1,040	783	75.3%
Pittsburgh Steelers	1,043	760	72.9%
Jacksonville Jaguars	997	721	72.3%
Kansas City Chiefs	1,057	761	72.0%
Dallas Cowboys	1,113	795	71.5%

Thus far in 2021, Dallas has run 263-of-488 offensive plays from 11 personnel, which at 53.9% ranks 22nd among all teams. Below are the Cowboys personnel groupings in 2021 versus 2020:

	2020		2021	
	OffSnaps	Snap%	OffSnaps	Snap%
10 Personnel	22	2.0%	3	0.6%
11 Personnel	795	71.4%	263	53.9%
12 Personnel	236	21.2%	145	29.7%
20 Personnel	6	0.5%	4	0.8%
21 Personnel	10	0.9%	17	3.5%
22 Personnel	6	0.5%	8	1.6%

★ DRIVE FOR SIX ★

Over the previous five seasons (2016-20), Dallas ranked eighth in offensive touchdown percentage, driving for six on 24.3% of possessions, something the offense will need to improve in its drive for a sixth Super Bowl Championship:

Dallas has scored a touchdown on 24-of-77 offensive possessions so far in 2021, a touchdown percentage of 31.2%.

Offensive TD Percentage, 2021

Team	Drives	TD%	Team	Drives	TD%
Tampa Bay	91	35.2%	Dallas	77	31.2%
LA Rams	84	34.5%	LA Chargers	73	30.1%
Arizona	85	34.1%	Cincinnati	93	29.0%
Kansas City	77	32.5%	Tennessee	88	27.3%
Buffalo	79	31.6%	Green Bay	81	27.2%

★ IF UR NOT 1ST, UR LAST ★

The Cowboys compiled 13 first downs in the first quarter at the LA Chargers (9/19) and tallied 14 first downs the next week against Philadelphia (9/27). The 14 first downs are a franchise high dating as far back as 1970, and Dallas is the first NFL team to accomplish the feat in consecutive games and the second to gain 13-plus first downs multiple times in one season (2018 LA Rams).

Most First Quarter First Downs, Single-Game Since 1970

Team	Date/Opp	Tot1st
LA Rams	11/19/18 vs. KC	15
Dallas	9/27/21 vs. Phi	14
New Orleans	12/25/20 vs. Min	14
LA Rams	9/23/18 vs. LAC	14
Atlanta	12/4/16 vs. KC	14
LA Chargers	10/31/04 vs. LV	14
Dallas	9/19/21 at LAC	13

Dallas now has 187 first downs through the first seven games of 2021, the most in seven games in team history, post merger:

Most First Downs in Games 1-7, Cowboys Since 1970

Season	1stD	Season	1stD
2021	187	2019	172
2020	186	2016	170

4.4%

Dallas' offensive line has yielded a sack on 4.4% of Dallas' drop backs in 2021 (12-of-270) - the seventh-ranked percentage in the league.

★ WE'RE GOING STREAKING ★

The Dallas Cowboys recorded a four-game streak with 400 yards and 30 points from 12/31/18 at the N.Y. Giants through 9/22/19 against New Orleans - tied for eighth in NFL history. The Arizona Cardinals are the most recent team to record a four-game streak, starting in the first game of 2021 at Tennessee (9/3) through 10/3 at the LA Rams:

All-time Streaks of 400 Yds and 30 Pts

Team	Streak	Yds	Pts	W-L
Denver	10 games (12/23/12 - 10/27/13)	467.6	41.5	9-1
New England	9 games (12/31/06 - 10/28/07)	436.6	41.2	9-0
St. Louis	8 games (12/5/99 - 9/17/00)	478.1	34.8	7-1
New England	6 games (1/2/11 - 10/9/11)	496.3	33.8	5-1
Philadelphia	5 games (10/25/53 - 11/21/53)	493.2	40.8	5-0
Oakland	5 games (10/27/68 - 11/24/68)	501.2	37.8	5-0
San Francisco	5 games (11/20/94 - 12/17/94)	460.2	39.2	5-0
Arizona	5 games (10/11/20 - 11/15/20)	469.6	33.6	4-1
Tennessee	5 games (11/22/20 - 12/20/20)	444.0	37.4	4-1
Dallas	4 games (12/31/18 - 9/22/19)	465.8	33.3	4-0
Dallas	4 games (9/20/20 - 10/11/20)	515.0	40.8	2-2
Many teams	4 games	--	--	--

The Cowboys recorded another four-game streak with 400 yards and 30 points in 2020 (9/20 vs. Atlanta - 10/11 vs. NYG) - tied with the four games in 2019 for the most games in team history - and added a three-game bender with 400 yards and 30 points this year, starting on 10/3/21 vs. Carolina through 10/17/21 at New England:

Team	Streak	Games	Pts	Yds
Dallas	12/30/18 - 9/22/19	4	133	1,863
Dallas	9/20/20 - 10/11/20	4	163	2,060
Dallas	10/1/17 - 20/22/17	3	101	1,349
Dallas	10/3/21 - 10/17/21	3	115	1,515

The three-game streak is broken down below:

Date/Opp	Yards	Points
10/3/21 vs. Carolina	433	36
10/10/21 vs. N.Y. Giants	515	44
10/17/21 at New England	567	35

★ 4TH DOWN CONVERSIONS ★

In 2020 Head Coach Mike McCarthy proved to be one of the more aggressive coaches in the NFL. The Cowboys led the NFL with 31 fourth down attempts, a franchise record and the most McCarthy has attempted in his 15-year career. Dallas' 17 conversions were also a franchise record. In 2021 Dallas has converted five-of-10 fourth down attempts.

Below is a breakdown of Dallas' fourth down conversions under Mike McCarthy's two seasons.

Fourth Down Conversions, 2020-21

Coach	Year	Conv.	Att.	Pct.
Mike McCarthy	2020	17	31	54.8%
Mike McCarthy	2021	5	10	50.0%

★ YARD DOGS ★

The Cowboys accumulated 515 yards of offense against the N.Y. Giants (10/10), their first 500-yard game in 2021 after compiling four 500-yard efforts in 2020 - tied with the 1966, 1978 and 2019 squads for the most such games in franchise history.

In the Cowboys 515-yard performance were 314 passing yards and 201 rushing yards, marking the sixth time in team history a Cowboys offense posted 300 yards through the air and 200 yards on the ground in the same game - the first time since 1983:

Dallas Cowboys Games with 300 Pass Yds, 200 Rush Yds

Date/Opp	Rush Yds	Pass Yds	Tot Yds
10/10/21 vs. NYG	201	314	515
10/16/83 vs. Phi	212	310	522
9/4/78 vs. Bal	278	305	583
9/30/73 vs. Stl	250	328	578
12/20/70 vs. Hou	208	341	549
10/9/66 vs. Phi	212	440	652



11 Parsons dons his signature “11” jersey number from Penn State, where he followed in the footsteps of Nittany Lion greats Lavar Arrington, NaVorro Bowman and Brandon Bell as linebackers to wear that number in college.

★ **STIX CITY** ★

The Cowboys drafted Micah Parsons with the 12th overall pick in the 2021 NFL Draft, adding a fast play maker to a defense that finished 28th in points/game allowed in 2020.

Parsons is proving to be a versatile chess piece for Dallas, playing 111 run defense snaps, 125 pass rush snaps and 139 pass coverage snaps in 2021. Pro Football Focus has credited Parsons with 24 quarterback pressures on the season - tied for 26th in the NFL - largely due to eight pressures in Week 2 at the LA Chargers, a game in which Parsons moved from linebacker to defensive end because of injuries to other players on the Cowboys roster.

Parsons' eight pressures credited from PFF at the LA Chargers are the most by a rookie in a game since Nick Bosa in 2019, and he is generating a pressure on 19.2% of his rush opportunities.

Highest Pressure Percentage in 2021, per PFF

Player	Rushes	Pressures	Pressure%
Devin White	77	19	24.7%
Micah Parsons	125	24	19.2%
Maxx Crosby	248	47	18.9%
Demario Davis	65	12	18.5%
Matt Judon	217	39	18.0%
Romeo Okwara	90	16	17.8%
Myles Garrett	253	44	17.4%
Randy Gregory	170	29	17.1%

**min 50 pass rush snaps*

Parsons also has the second-best run stop percentage among all linebackers in 2021 (min. 50 snaps in run defense):

Highest Run Stop Percentage in 2021, per PFF

Player	Run Snps	Stops	Stop%
J. Owusu-Koramoah	81	11	13.6%
Micah Parsons	111	15	13.5%
Denzel Perryman	159	21	13.2%
Zack Cunningham	125	16	12.8%
Frankie Luvu	51	6	11.8%

* The PFF “Run Stop Percentage” focuses only on running plays and “stops” (tackles that constitute a “loss” for the offense).

★ **PARSONS' GAMBIT** ★

Micah Parsons has lined up all over the defense for Dallas, and below are his snap counts by position, per PFF:

	DLine	LB	CB	S
Week 1 at TB	10	38	3	0
Week 2 at LAC	39	0	0	0
Week 3 vs. Phi	33	3	0	1
Week 4 vs. Car	16	48	4	0
Week 5 vs. NYG	3	58	2	0
Week 6 at NE	21	32	0	0
Week 7 at Min	17	44	3	0
Totals	139	223	12	1

★ **PRESSURE MAKES DIAMONDS** ★

Randy Gregory made the most of limited snaps in 2020, playing on 174 passing downs and rushing the passer on 170 of them. He recorded a quarterback pressure - a sack, hit or hurry - 25 times on his rushes, a pressure percentage of 14.7% that tied for the 12th-highest pressure rate among all defensive linemen on the season, per PFF.

Gregory is even more effective in 2021, generating quarterback pressure on 17.1% of his 170 rush snaps - fourth among defensive linemen:

Highest Pressure Percentage by D-Linemen in 2021

Player	Rushes	Pressures	Pressure%
Maxx Crosby	248	47	18.9%
Matt Judon	217	39	18.0%
Myles Garrett	253	44	17.4%
Randy Gregory	170	29	17.1%
Rashan Gary	223	37	16.6%
Trey Hendrickson	258	41	15.9%
Harold Landry III	275	43	15.6%
Jadeveon Clowney	207	32	15.5%
Shaquil Barrett	268	40	14.9%
Von Miller	186	28	15.1%

**min 100 pass rush snaps*

Gregory is also translating his pressures into sacks with great consistency in 2021, as he has recorded two multi-sack games - tied for the most multi-sack performances in a season in his career - and leads the Cowboys with 4.0 sacks on the season:

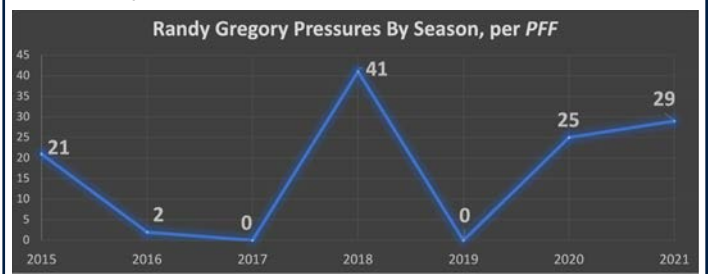
Randy Gregory Career Multi-Sack Games

Date/Opp	Sacks
11/26/20 vs. Was	2.0
12/27/20 vs. Phi	1.5
10/3/21 vs. Car	2.0
10/17/21 at NE	2.0

Gregory has 14.5 sacks through his first 43 games played for Dallas, and his four multi-sack performances are tied for the second-most by any Cowboys defender (since 1982 when sacks became an official stat) in the first 44 games of a Cowboys career:

Dallas Cowboys Most Multi-Sack Games in First 44 Games of a Career

Player	Seasons	Games
DeMarcus Ware	2005-07	5
DeMarcus Lawrence	2014-17	5
Randy Gregory	2015-21	4
David Irving	2015-17	4
Jim Jeffcoat	1983-85	4
Danny Noonan	1987-90	4
Greg Ellis	1998-00	3
Jimmie Jones	1990-92	3
Anthony Spencer	2007-09	3





26

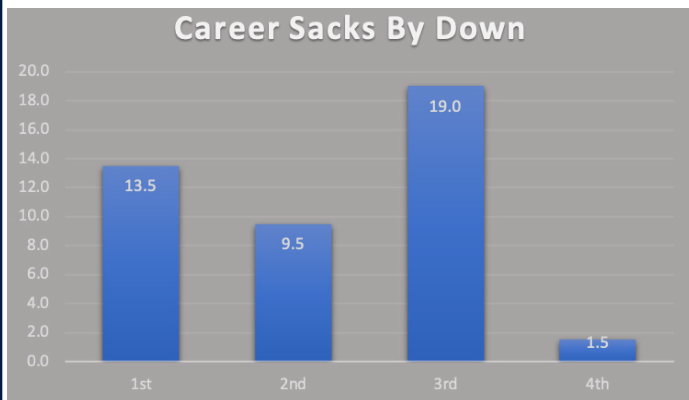
DeMarcus Lawrence has been a key cog in the Cowboys run defense, and in 2019 he finished with a run stop percentage of 9.8% (21 run stops on 214 run snaps), per PFF. In 2020 Lawrence had the 12th-most run stops (26) among all defensive linemen on 253 run snaps (10.3%).

★ TANK ROLLING OVER QBS ★

DeMarcus Lawrence has recorded 45.5 sacks in the regular season, with his most coming against Kirk Cousins (5.5). Below is a breakdown of his sacks by quarterback and by down:

Player	Sacks	Player	Sacks
Kirk Cousins	5.5	Teddy Bridgewater	1.0
Eli Manning	4.0	Ryan Fitzpatrick	1.0
Daniel Jones	3.0	Jared Goff	1.0
Carson Palmer	3.0	Marcus Mariota	1.0
Matthew Stafford	3.0	Nick Mullens	1.0
Matt Ryan	2.5	Cam Newton	1.0
Aaron Rodgers	2.0	Ben Roethlisberger	1.0
Trevor Siemien	2.0	Josh Rosen	1.0
Carson Wentz	2.0	Alex Smith	1.0
Jameis Winston	2.0	Ryan Tannehill	1.0
Russell Wilson	1.5	Tyrod Taylor	1.0
Kyle Allen	1.0	Josh Allen	0.5
C.J. Beathard	1.0	Colt McCoy	0.5
Drew Brees	1.0		

Below is a look at Lawrence's career sacks by down:



★ BLITZ-CAST ★

Dallas sent pressure via blitzes on 24.0% of opposing offenses' passing plays in 2020, 27th in the NFL. So far in 2021, Dallas is blitzing on 27.1% of opponent drop backs - 14th in the NFL:

Team	Opp Drpbks	Blitz%
1. Tampa Bay	360	37.5%
2. Miami	335	36.4%
3. Baltimore	286	35.7%
4. Denver	296	35.5%
.....		
14. Dallas	292	27.1%

The Cowboys have blitzed the most on third downs in 2021 - at 35.7% of their opponent's third down pass drop backs:

Cowboys Percentage of Blitzes on Opponent Passing Plays

First Down	Second Down	Third Down	Fourth Down
(23.3%)	(23.2%)	(35.7%)	(57.1%)
Rank: 13th	Rank: 14th	Rank: 11th	Rank: 6th

★ THIRD-AND-I GOT THIS ★

The Cowboys have held opponents to 26-of-83 on third downs in 2021, which at 31.3% ranks second in the league.

Dallas' best third down defensive performance came at Minnesota (10/31), when it held the Vikings to one-of-13 (7.7%) on third down - tied for the sixth-lowest conversion rate in a single-game in Cowboys history.

Below is a breakdown of the Cowboys third down conversions by distance in 2021:

3rd & Short (<4 Yds)	3rd & Med (4-6 Yds)	3rd & Long (>6 Yds)	3rd & 10+ (6-24)
9-22 (40.9%)	8-23 (34.8%)	9-38 (23.7%)	6-24 (25.0%)
Rank: 1st	Rank: 8th	Rank: t-15th	Rank: 25th

★ NO ¹⁰⁰ FOR YOU ★

Dallas has only allowed an opposing passer to record a passer rating of 100.0-or-better once in 2021, tied for the second-fewest in the league, behind only Buffalo with zero:

Fewest Games Allowing a Passer Rating of 100.0 in 2021

Team	Games w/ 100.0 Rating	Opp. Ovr. Rating
Buffalo	0	64.1
Dallas	1	87.8
Arizona	1	85.1
Green Bay	1	89.8
LA Chargers	1	88.0
Las Vegas	1	89.8
Seattle	1	94.4

★ TO THE HOUSE ★

Dallas is one-of-two teams in 2021 (Tampa Bay) with multiple interception return touchdowns, posting three pick-sixes on the year - two by Trevon Diggs and one by Anthony Brown. Dallas' three interception return touchdowns are tied for the fourth-most in a single season in team history, and are tied for the most through seven games in team history:

Cowboys Most INT Return TDs in a Single Season

Season	Pick-Sixes
1999	4
1995	4
1985	4
2021	3
11 more seasons	3

Cowboys Most INT Return TDs Through Seven Games

Season	Pick-Sixes
1985	3
2001	3
2021	3
1968	2
1983	2
1999	2
2003	2



61.2 Trevon Diggs has been targeted 45 times in 2021, and on those targets he has seven interceptions and 11 pass breakups - both league-leading stats - and quarterbacks have registered a 61.2 passer rating when throwing his direction.

★ **CAN YOU DIGG(S) IT?** ★

Trevon Diggs intercepted two passes at Philadelphia (11/1/20) - his first career interceptions and the first interceptions by a Dallas defender since Week 1 at the LA Rams (9/13/20). It was the first time the Cowboys had a rookie defender record multiple interceptions since Sean Lee (12/5/10 at Indianapolis) and the 14th time overall:

Cowboys Rookie Defenders with Multiple INTs in a Game

Player	Date/Opp	INTs
Terence Newman	12/14/03 at Was	3
Trevon Diggs	11/1/20 at Phi	2
Sean Lee	12/5/10 at Ind	2
Derek Ross	11/3/02 at Det	2
Everson Walls	11/9/81 vs. Buf	2
Everson Walls	10/25/81 vs. Mia	2
Everson Walls	10/18/81 vs. LAR	2
Everson Walls	9/21/81 at NE	2
Anthony Dickerson	10/12/80 vs. SF	2
Charlie Waters	12/20/70 vs. Hou	2
Cliff Harris	9/27/70 vs. NYG	2
Mel Renfro	11/1/64 at Chi	2
Lee Roy Jordan	10/27/63 at Pit	2
Mike Gaechter	12/9/62 at Stl	2

Diggs' ball-hawking skills have developed even further in his second NFL season, as he leads the team with 11 pass breakups and seven interceptions, at least one in each of the first six games of 2021. Diggs is the first Cowboys defender to have an interception in the first six games of a season, which ties the longest interception streak to start a season in NFL history:

Longest INT Streaks to Start a Season, NFL History

Player	Season	Games	Player	Season	Games
T. Landry	1951	6	P. Jaquess	1964	5
B. Wilburn	1987	6	C. Karilivacz	1957	5
B. Russell	2003	6	L. Parrish	1979	5
T. Diggs	2021	6	W. Sherman	1655	5
D. Bishop	1961	5	B. Smith	1949	5
J. Davis	1950	5			

★ **BELIEVE IN YOURSELF** ★

Trevon Diggs has made the leap in his second season, already passing his rookie season high with seven interceptions in the first six games of 2021. His six-game interception streak is the longest in team history in the Super Bowl era:

Longest INT Streak, Cowboys History Post Merger

Player	Games	Streak Dates	Tot. INT
T. Diggs	6	9/9/21 - 10/10/21	6
D. Thurman	4	9/22/85 - 10/13/85	4
M. Downs	4	12/4/83 - 9/3/84	4
C. Waters	4	12/3/72 - 9/16/73	4
C. Waters	4	12/12/70 - 9/26/71	5
Many others tied	3	--	--

Dating back before the NFL Merger and to the inception of the Cowboys franchise, Don Bishop recorded an interception in each of the first five games of the 1961 season, which is now the second-longest streak in team history:

Player	Games/Dates of Streak	Total INT
Trevon Diggs	6 (9/9/21 at TB - 10/17/21 at NE)	7
Don Bishop	5 (9/17/61 vs. Pit - 10/15/61 vs. Phi)	6

The longest streak at any point in a season in NFL history, post merger, is six games, prior to Diggs, most recently accomplished by Brian Russell in 2003:

Longest INT Streaks in a Season, Super Bowl Era

Player	Season	Games	Player	Season	Games
T. Diggs	2021	6	J. Byrd	2009	5
B. Russell	2003	6	C. Bailey	2005	5
D. Evans	2001	6	T. Parrish	2003	5
B. Wilburn	1987	6	E. Turner	1996	5
L. Hayes	1980	6	R. Buchanan	1994	5
E. Hayes	1980	6	A. Lewis	1993	5
L. Parrish	1978	6	J. Allen	1980	5
M. Blount	1975	6	G. Barbaro	1980	5
X. Howard	2020	5	L. Hayes	1979	5
J.C. Jackson	2020	5	K. Riley	1975	5
K. Coleman	2015	5	E. Thomas	1973	5
R. Nelson	2015	5			

★ **DIGGING DEEPER** ★

Trevon Diggs has a total of seven interceptions through the first seven games of 2021. Diggs is the fifth player in the Super Bowl era to tally seven picks in the first seven games of a season.

Most Interceptions First Seven Games of a Season NFL History, 1970-2021

Player	Int.	Games	Season
Mike Reinfeldt	7	7	1979
Emmitt Thomas	7	7	1974
Rod Woodson	7	7	1993
Darren Sharper	7	7	2009
Trevon Diggs	7	7	2021

The Super Bowl Era record for most interceptions in the first eight games of a season is eight, accomplished three times:

Player/Team	Season	INT
R. Lott, SF	1986	8
E. Walls, Dal	1981	8
M. Reinfeldt, Hou	1979	8

★ **INTERCEPTION INCEPTION** ★

Trevon Diggs has been among the best defenders in the NFL in 2021, as he leads all defenders in pass breakups (11) and leads the league in interceptions (seven):

2021 Interception Leaders

Player	INTs	PBUs
Trevon Diggs, Dal	7	11
Kevin Byard, Ten	4	10
Logan Wilson, Cin	4	4
11 players tied	3	--

★ MAKING A SPLASH ★

Trevon Diggs' impact can be measured by more than interceptions, as he has been the leader on the Dallas defense in splash plays (plays that have a high impact on the game). For this purpose, splash plays are defined as:

- Sacks
- Tackle for loss (non sack)
- Heavy QB pressure leading to throw aways
- Run stuff (no gain)
- Pass stuff (no gain)
- Interception
- Forced fumble
- Fumble recovery
- Pass defended
- Third/fourth down stop

2021 Cowboys Splash Play Leaders

Player	Snaps	Splash Plys	SnP/Splsh
Trevon Diggs.....	386	19	20.3
Micah Parsons.....	355	18	20.3
Jayron Kearse.....	389	14	27.8
Anthony Brown.....	409	13	31.5
Randy Gregory.....	224	10	22.4
Chauncey Golston.....	161	8	21.5
Jourdan Lewis.....	301	8	37.6
Osa Odighizuwa.....	265	7	37.9

Micah Parsons has also made a high number of splashy plays in 2021, and he leads all rookies in splash plays:

2021 Defensive Rookie Splash Play Leaders

Player	Snaps	Splash Plys	SnP/Splsh
Micah Parsons, Dal.....	355	18	20.3
Nick Bolton, KC.....	360	17	21.2
Azeez Ojulari, NYG.....	330	15	22.8
Odafe Oweh, Bal.....	290	13	22.3
J. Owusu-Koramoah, Cle....	218	13	17.4

★ NFC DEFENSIVE POTM ★

Trevon Diggs was named NFC Defensive Player of the Month for September, becoming just the third Cowboys defender and first defensive back to win the award for Dallas.

Diggs was a lock-down corner through three September games for Dallas, helping the Cowboys to a league-leading plus-five turnover differential and NFL-best eight takeaways in the opening month of 2021. Diggs tied for the NFL-lead with three interceptions - matching his career-high from his rookie campaign in 2020, and led all defensive players with six pass breakups in September. In the Week 3 Monday Night Football game against division rival Philadelphia, Diggs returned an interception 59 yards for a touchdown to break open the game, also registering three breakups in the contest and holding Jalen Hurts to a 36.8 passer rating when targeted.

He registered an interception in each of the first three games of the season, tied with Everson Walls (1985) for the longest streak to start a season in Cowboys history since the 1970 merger.

Dallas also ranked 10th in passing yards-per-game with 277.3, at the conclusion of September largely on the strength of Diggs' play.

Dallas Cowboys to Win NFC Defensive POM

Player	Position	Season	Month
Trevon Diggs.....	CB	2021	September
DeMarcus Lawrence.....	DE	2017	September
Sean Lee.....	LB	2013	October
Sean Lee.....	LB	2011	September

★ NFC DEFENSIVE POTW ★

On the heels of his NFC Defensive Player of the Month honors, Trevon Diggs added another accolade to his resume, earning NFC Defensive Player of the Week after the Cowboys' 36-28 win over the Panthers.

Diggs recorded four tackles and two interceptions in the game, becoming the fourth player since 1990 and first Cowboy since 1970 with an interception in each of his team's first four games of a season. No other player had two interceptions in Week 4.

Diggs is the first Cowboys cornerback to earn the honor since Brandon Carr (Week 15, 2012).

★ WELCOME TO DIGGS ISLAND ★

Trevon Diggs is proving himself to be a lock-down corner in his second NFL season, and he is one-of-nine players to allow a reception on fewer than 50.0% of targets against him and more than five pass breakups on the season:

NFL Defenders Burn Pct. Under 50% and >5 PBUs in 2021

Player	Tgt	Burn%	PBUs
Jamel Dean, TB.....	32	40.6%	7
Kristian Fulton, Ten.....	28	42.9%	6
Trevon Diggs, Dal.....	45	44.4%	11
Marshon Lattimore, NO.....	44	45.5%	10
Taron Johnson, Buf.....	33	45.5%	5
Chidobe Awuize, Cin.....	51	47.1%	8
Jaylon Johnson, Chi.....	38	47.4%	7
Xavien Howard, Mia.....	46	47.8%	10
Pat Surtain II, Den.....	47	48.9%	7

*min 25 targets against

Diggs' play is even more impressive when you consider quarterbacks have targeted him the fifth most in 2021, and among cornerbacks who have played at least 50% of defensive snaps, he is allowing the fourth-lowest passer rating against:

NFL Cornerbacks Passer Rating Against in 2021

Player	Cvg Snps	Tgts	Passer Rate Agst
Jamel Dean, TB.....	283	32	39.6
AJ Terrell, Atl.....	211	25	54.4
Casey Hayward Jr., LV.....	270	20	60.4
Trevon Diggs, Dal.....	287	45	61.2
Taron Johnson, Buf.....	261	33	61.5

★ DIGGING UP PBUS AND INTS ★

In 2020 Trevon Diggs tied for the ninth-most interceptions by a Cowboys rookie (three):

Player	Season	INTs	Player	Season	INTs
Everson Walls.....	1981	11	Terence Newman.....	2003	4
Michael Downs.....	1981	7	Trevon Diggs.....	2020	3
Mel Renfro.....	1964	7	Duane Hawthorne.....	1999	3
Mike Gaechter.....	1962	5	Tommy Haynes.....	1987	3
Derek Ross.....	2002	5	Lee Roy Jordan.....	1963	3
Charlie Waters.....	1970	5	Obert Logan.....	1965	3
Roy Williams.....	2002	5	Pat Watkins.....	2006	3

He was the first rookie since Byron Jones to lead the Cowboys in pass breakups (14) and only the third rookie in team history to do so. Diggs was also the only rookie defender in Cowboys history to lead the team in pass breakups and interceptions outright. (Cowboys did not track PBUs before 1984).

Cowboys Rookies to Lead Defense in PBUs

Player	Season	PBUs	INTs
Trevon Diggs.....	2020	14	3
Byron Jones.....	2015	12	0
Derek Ross.....	2002	12	5*

*Ross tied for the team lead in INTs in 2002 (R. Williams)

Diggs has seven interceptions in his second NFL season, already tied for sixth in a single-season in team history and more than doubling his rookie season total on his climb up the Cowboys record books. Everson Walls holds the single-season team record with 11 interceptions in 1981:

Most Single-Season INTs in Cowboys History

Player	Season	INTs	Player	Season	INTs
Everson Walls.....	1981	11	Herb Adderly.....	1971	6
Mel Renfro.....	1969	10	Don Bishop.....	1962	6
Dennis Thurman.....	1981	9	Larry Brown.....	1995	6
Everson Walls.....	1985	9	Michael Downs.....	1986	6
Don Bishop.....	1961	8	Anthony Henry.....	2007	6
Trevon Diggs.....	2021	7	Chuck Howley.....	1968	6
Michael Downs.....	1984	7	Lee Roy Jordan.....	1975	6
Michael Downs.....	1981	7	Lee Roy Jordan.....	1973	6
Cornell Green.....	1967	7	Brock Marion.....	1995	6
Cornell Green.....	1963	7	Kevin Smith.....	1993	6
Mel Renfro.....	1964	7	Dennis Thurman.....	1983	6
Mel Renfro.....	1967	7	Charlie Waters.....	1972	6
Everson Walls.....	1982	7	Many players tied....	5	

★ ROOKIE SACK ATTACK ★

The Cowboys have two rookies that rank in the top-five in sacks among rookies so far in 2021, aiding a defense that is missing the presence of a couple key cogs along the defensive front.

Top Rookie Sack Leaders in 2021

Player	Sacks
Azeez Ojulari, NYG	5.5
Odafe Oweh, Bal	3.0
Greg Rousseau, Buf	3.0
Micah Parsons, Dal	2.5
Osa Odighizuwa, Dal	2.0
Caden Stearns, Den	2.0
Joe Tryon-Shoyikna, TB	2.0

★ NO POINTS FOR YOU ★

Dallas is holding its opponents to 23.4 points-per-game in 2021 and allowing scores on only 33.8% of opposing offensive possessions - the eighth-best opponent scoring rate in the league:

Lowest Opponent Scoring Efficiency in 2021

Team	Opp Drives	Scores	Score %
Buffalo	79	19	24.1%
Arizona	85	22	25.9%
Denver	82	25	30.5%
Carolina	98	30	30.6%
New Orleans	79	25	31.6%
Cincinnati	90	29	32.2%
New England	87	29	33.3%
Dallas	80	27	33.8%
Baltimore	79	27	34.2%
Las Vegas	79	27	34.2%

Additionally, the Cowboys have only allowed six points on their opponents' first offensive possession of the second half this season:

Opp. First Offensive Possession of Second Half in 2021

Fewest Pts Allowed		Most Pts Allowed	
Team	Pts	Team	Pts
Las Vegas	0	Miami	38
San Francisco	3	LA Chargers	35
Dallas	6	Detroit	31
Carolina	7	Baltimore	27
Green Bay	7	Chicago	26
Tennessee	9	Three teams tied	24

★ NO SPACE TO RUN ★

The Dallas defense has yet to allow a 100-yard rusher in 2021 and has posted the sixth-ranked rush defense in the league, allowing only 86.2 yards-per-game and only one 100-yard rusher on the year:

Top Run Defenses in 2021

Team	Rush YPG	Team	Rush YPG
Tampa Bay	78.0	Buffalo	86.6
New Orleans	79.4	Dallas	86.2
Cleveland	84.8	Cincinnati	94.4
Baltimore	86.1	Tennessee	100.8

★ START 'EM YOUNG ★

The Dallas Cowboys recorded 5.0 sacks against the Carolina Panthers in Week 4 (10/3), which was the Cowboys highest sack total since posting 5.0 in 2019 at the N.Y. Giants (11/4/19). Embedded in the Carolina performance were three rookie defenders who recorded at least a partial sack for the Cowboys, the first time Dallas had three rookies record a sack stat in the same game since DeMarcus Ware (1.0), Chris Canty (0.5) and Jay Ratliff (0.5) at Oakland (10/2/05):

Three Cowboys Rookies with a Sack in the Same Game

Oct. 3, 2021 vs., Car	Oct. 2, 2005 at Oak
Micah Parsons (1.0)	DeMarcus Ware (1.0)
Osa Odighizuwa (0.5)	Chris Canty (0.5)
Chauncey Golston (0.5)	Jay Ratliff (0.5)

★ WE'RE GOING STREAKING ★

The Dallas defense recently concluded a 10-game streak with at least two takeaways, dating back to Dec. 13, 2020 at Cincinnati through Oct. 31, 2021 at Minnesota. The streak tied Dallas' longest string of games in franchise history:

Dallas Cowboys 10-Game Streak with Multiple Takeaways

Date/Opp	Takeaways
12/23/20 at Cin	3
12/20/20 vs. SF	4
12/27/20 vs. Phi	3
1/3/21 at NYG	2
9/9/21 at TB	4
9/19/21 at LAC	2
9/27/21 vs. Phi	2
10/3/21 vs. Car	2
10/10/21 vs. NYG	2
10/17/21 at NE	2

Longest Cowboys Streaks with Multiple Takeaways

Date Range/Opps	Games
12/12/76 vs. Was - 11/14/77 vs. Stl	10
12/6/70 vs. Was - 10/31/71 at Chi	10
12/23/20 at Cin - 10/17/21 at NE	10
9/11/83 at Stl - 11/6/83 at Phi	9
11/8/99 at Min - 12/24/99 at NO	8
11/14/71 vs. Phi - 9/24/72 at NYG	8
11/24/85 vs. Phi - 9/14/86 at Det	7

★ I'LL TAKE THAT ★

The Dallas defense forced four takeaways in Week 1 against Tom Brady and the Tampa Bay Buccaneers, tying its single-game high from a season ago (at Phi, 11/1/20 and vs. SF, 12/20/20).

Included in those four takeaways were two interceptions off Brady, his most in a game since 2020 at Kansas City (11/29/20).

The Cowboys finished last season with a -3 turnover differential, tied for 21st in the league, and had a 2-7 record in games that they posted an even or negative turnover margin.

Dallas is tied for sixth with a +5 turnover differential in 2021, and it has posted an even or positive takeaway differential in six-of-seven games this season.

2021 NFL Turnover Differential Leaders

Team	Takeaways	Giveaways	Differential
Buffalo	18	5	+13
Green Bay	14	6	+8
Indianapolis	18	10	+8
New Orleans	13	6	+7
LA Rams	13	7	+6
Arizona	14	9	+5
Dallas	14	9	+5

★ TAKEAWAYS IN BUNCHES ★

The Cowboys recorded 16 takeaways (nine fumble recoveries, seven interceptions) in the second half of the 2020 season after recording only seven takeaways in the first eight games of the season. Dallas finished the year with a takeaway in seven straight games, its longest streak with a takeaway since a nine-game streak to close the 2018 season.

Dallas has continued to pilfer the football in 2021, recording 14 takeaways through seven games - tied for third in the NFL. The takeaways have not only limited opponent scoring but have led to points for the Cowboys on 78.6% of drives after takeaways (11-of-14) - second in the league:

Most Takeaways Scores in the NFL

Team	Takeaways	Scores	TA Score%
Indianapolis	18	12	66.7%
Dallas	14	11	78.6%
Arizona	14	10	71.4%
Buffalo	18	10	55.6%
LA Rams	13	9	69.2%
Tampa Bay	14	9	64.3%
Tennessee	11	9	81.8%



★ GREG THE LEG ★

Greg Zuerlein has attempted 66 field goals of 50-or-more yards since he entered the league in 2012 - second in the NFL over that span:

Player	50+ FGA	50+ FGM	50+ FG%
Matt Prater.....	68	50	73.5%
Greg Zuerlein.....	67	37	55.2%
Justin Tucker.....	63	45	71.4%
Brandon McManus.....	51	27	52.9%
Mason Crosby.....	49	29	59.2%

Zuerlein is 14-of-18 on field goals in 2021, and he is one-of-three from 50-plus yards. He ranks sixth in the NFL with 63 kicking points.

Zuerlein finished three-of-nine from 50-plus in 2020 and connected on 34-of-41 field goals overall, tied with Richie Cunningham (1997) for the most made field goals in a single season in team history. He also tallied 135 points, tied for second-most in a single season in team history, and became the 60th kicker in NFL history to reach 1,000 career points (1,002).

★ WATERMELON BALLS ★

The Cowboys improbable Week 2 comeback win over Atlanta would not have been possible without Greg Zuerlein's "watermelon football" inside kick, a kick that sends the football spinning towards the receiving team. The Cowboys recovered the kick, a feat that has only happened 30 times out of 253 tries league-wide in the last five seasons (11.9% probability from 2017-21):

Season	Onside Kick	Recoveries	Recov.%
2021.....	18	3	16.7%
2020.....	67	3	4.5%
2019.....	62	8	12.9%
2018.....	50	4	8.0%
2017.....	56	12	21.4%
Totals	253	30	11.9%

135 Greg Zuerlein finished his first season in Dallas with 135 points, tied for the second-most in a single season in team history (Dan Bailey, 2011).

★ POINT PERSON ★

Since he entered the league in 2012, Zuerlein has scored 1,065 points, fifth-most in the league:

Player	FGA	FGM	FG%	PAT	Pts
Justin Tucker.....	336	305	90.8%	365	1,280
Stephen Gostkowski.....	287	251	87.5%	410	1,163
Matt Prater.....	285	242	84.9%	391	1,117
Mason Crosby.....	274	227	82.8%	412	1,093
Greg Zuerlein.....	304	249	81.9%	318	1,065
Dan Bailey.....	253	217	85.8%	344	995
Stephen Hauschka.....	258	223	86.4%	286	955
Robbie Gould.....	248	216	87.1%	297	945
Ryan Succop.....	244	203	83.2%	331	940
Adam Vinatieri.....	248	212	85.5%	285	921

★ PIN 'EM BACK ★

The Cowboys signed Bryan Anger to punt for the 2021 season, and he has been good at pinning opposing offenses deep in their own territory, downing three-of-18 punts on the year inside the 10-yard line, an Inside10 percentage that is 11th in the league:

2021 Punts Downed Inside the Opp 10-Yard Line

Player	In10%	Player	In10%
Brett Kern.....	25.0%	Arryn Siposs.....	20.7%
Jack Fox.....	25.0%	Thomas Morstead.....	20.0%
Blake Gillikin.....	23.3%	Matt Haack.....	19.0%
Bradley Pinion.....	22.2%	Sam Martin.....	17.6%
Mitch Wishnowsky.....	21.7%	Bryan Anger.....	16.7%
Corey Borjorquez.....	20.8%	Kevin Huber.....	15.2%

★ ZUERLEIN'S CLUTCH KICKS ★

Greg Zuerlein had two game-winning kicks for the Cowboys in 2020, first against Atlanta (9/20/20) with a game-winning 46-yard field goal and then against the N.Y. Giants (10/11/20). Zuerlein capped off the Cowboys first victory of the 2021 season with his third game-winning field goal as a Cowboy - 11th career game-clinching kick - booting a 56-yard kick as time expired at the LA Chargers:

Season	Date/Opp	Distance
2021	9/19/21 at LA Chargers	56 yards
2020	10/11/20 vs. N.Y. Giants	34 yards
2020	9/20/20 vs. Atlanta	46 yards
2018*	1/20/19 at New Orleans	57 yards
2018	10/28/18 vs. Green Bay	43 yards
2016	11/13/16 at NY Jets	34 yards
2015	9/13/15 vs. Seattle	37 yards
2014	11/2/14 at San Francisco	39 yards
2014	9/14/14 at Tampa Bay	38 yards
2013	9/8/13 vs. Arizona	48 yards
2012	12/12/12 vs. San Francisco	54 yards

*NFC Conference Championship Game

The kick to beat the Chargers was the second-longest game-winner of Zuerlein's career - longest regular season kick - and Zuerlein's 57-yard game-winning kick in the NFC Conference Championship game in 2018 is the longest game-winning field goal in postseason history.

★ START LINE ★

Dallas benefited from good kick returns in 2020, as the offense averaged a starting field position of the 26.6-yard line - the fourth-best starting position in the league.

Average Starting Field Position After Kickoffs

Team	Opp KO	Ret	Ret%	Start Ln
Baltimore.....	68	23	33.8%	27.3
Buffalo.....	82	36	43.9%	27.0
Chicago.....	86	47	54.7%	26.9
Dallas.....	94	37	39.4%	26.6
Indianapolis.....	80	43	53.8%	26.4

Dallas' return success was aided by the big return, as the Cowboys led the league in kick returns into the opposing team's territory, returning five kick across the 50-yard line in 2020.

Kick Returns Across the 50-Yard Line

Team	Ret	Across 50	Across 50 %
Dallas.....	37	5	13.5%
Buffalo.....	36	3	8.3%
Five teams tied.....	--	2	--

The Cowboys are averaging a starting position of the 24.0 yard line after kickoffs in 2021 (26th), and have no returns across the 50 on seven kick returns.

2021 DALLAS COWBOYS STATISTICS

WON 6, LOST 1

9/9	L	29-31	at Tampa Bay	65,566
9/19	W	20-17	at L.A. Chargers	70,240
9/27	W	41-21	Philadelphia	93,267
10/3	W	36-28	Carolina	93,262
10/10	W	44-20	N.Y. Giants	93,476
10/17	W	35-29 (OT)	at New England	65,878
10/31	W	20-16	at Minnesota	66,633

2021 TEAM STATISTICS

	DAL	OPP.
FIRST DOWNS	187	138
Rushing	55	31
Passing	113	89
Penalty	19	18
Third Down-Made/Att	42/89	26/83
Third Down Efficiency	47.2%	31.3%
Fourth Down-Made/Att	5/10	7/11
Fourth Down Efficiency	50.0%	63.6%
TOTAL NET YARDS	3,184	2,565
Avg. Per Game	454.9	366.4
Total Plays	488	422
Avg. Per Play	6.5	6.1
NET YARDS RUSHING	1,064	618
Avg. Per Game	152.0	88.3
Total Rushes	218	145
Avg. Per Rush	4.9	4.3
NET YARDS PASSING	2,120	1,947
Avg. Per Game	302.9	278.1
Sacked/Yards Lost	12/75	12/104
Gross Yards	2,195	2,051
Attempts/Completions	258/184	265/173
Pct. of Completion	71.3%	65.3%
Had Intercepted	5	11
PUNTS/AVERAGE	18/48.7	25/43.2
Net Punting Average	44.1	39.7
PUNT RETURN/AVG.	9/5.2	9/6.9
KICKOFF RETURN/AVG.	8/22.6	7/27.6
INTERCEPTION RETURN/AVG.	11/23.0	5/18.6
PENALTIES/YARDS	58/487	59/475
FUMBLES/BALL LOST	11/4	5/3
TOUCHDOWNS	27	19
Rushing	6	5
Passing	18	13
Returns	3	1
EXTRA POINTS/ATTEMPTS	21/23	17/17
TWO POINT CONVERSION/ATT.	0/3	2/2
FIELD GOALS/ATTEMPTS	14/18	9/12
AVG. TIME OF POSSESSION	32:11	27:49

SCORE BY PERIODS	Q1	Q2	Q3	Q4	OT	PTS
TEAM	52	41	64	62	6	225
OPPONENTS	45	42	23	52	0	162

SCORING	TD	RU	PA	RT	PAT	FG	2PT	S	PTS
G. Zuerlein	0	0	0	0	21/23	14/18	0	0	63
E. Elliott	6	5	1	0	0/0	0/0	0	0	36
A. Cooper	5	0	5	0	0/0	0/0	0	0	30
C. Lamb	4	0	4	0	0/0	0/0	0	0	24
D. Schultz	3	0	3	0	0/0	0/0	0	0	18
C. Wilson	3	0	3	0	0/0	0/0	0	0	18
T. Diggs	2	0	0	2	0/0	0/0	0	0	12
B. Jarwin	2	0	2	0	0/0	0/0	0	0	12
A. Brown	1	0	0	1	0/0	0/0	0	0	6
T. Pollard	1	1	0	0	0/0	0/0	0	0	6
TEAM	27	6	18	3	21/23	14/18	0	0	225
OPPONENTS	19	5	13	1	17/17	9/12	2	0	162

2-Pt Conv: TM 0-3, OPP 2-2

PASSING	ATT	CMP	YDS	CMP%	YDS/ATT	TD	TD%	INT	INT%	LONG	SACK/LOST	RATING
D. Prescott	216	158	1,813	73.1	8.4	16	7.4	4	1.9	49t	9.0/56	115.0
C. Rush	40	24	325	60.0	8.1	2	5.0	1	2.5	73t	3.0/19	92.2
C. Wilson	2	2	57	100.0	28.5	0	0.0	0	0.0	35	0.0/0	118.8
TEAM	258	184	2,195	71.3	8.5	18	7.0	5	1.9	73t	12.0/75	112.1
OPPONENTS	265	173	2,051	65.3	7.7	13	4.9	11	4.2	75t	12.0/104	87.8

RUSHING	NO.	YDS	AVG	LONG	TD
E. Elliott	118	571	4.8	47	5
T. Pollard	68	392	5.8	28	1
D. Prescott	22	70	3.2	21	0
C. Lamb	4	18	4.5	13	0
C. Wilson	2	11	5.5	6	0
C. Rush	1	2	2.0	2	0
C. Clement	3	0	0.0	5	0
TEAM	218	1,064	4.9	47	6
OPPONENTS	145	618	4.3	24	5

RECEIVING	NO.	YDS	AVG	LONG	TD
C. Lamb	39	609	15.6	49t	4
A. Cooper	38	495	13.0	35t	5
D. Schultz	33	370	11.2	30	3
E. Elliott	20	128	6.4	18	1
C. Wilson	17	252	14.8	73t	3
T. Pollard	16	116	7.3	13	0
B. Jarwin	10	90	9.0	20	2
N. Brown	7	99	14.1	27	0
M. Gallup	4	36	9.0	12	0
M. Turner	0	0	0.0	0	0
TEAM	184	2,195	11.9	73t	18
OPPONENTS	173	2,051	11.9	75t	13

INTERCEPTIONS	NO.	YDS	AVG	LONG	TD
T. Diggs	7	142	20.3	59t	2
A. Brown	2	45	22.5	45t	1
J. Lewis	1	66	66.0	66	0
D. Kazeem	1	0	0.0	0	0
TEAM	11	253	23.0	66	3
OPPONENTS	5	93	18.6	29	0

FUMBLES	FUM	LST	FF	REC	TD
D. Prescott	6	3	0	3	0
C. Rush	1	1	0	0	0
Z. Martin	0	0	0	1	0
A. Cooper	1	0	0	0	0
T. Pollard	1	0	0	0	0
C. Wilson	1	0	0	1	0
T. Biadasz	1	0	0	1	0
TEAM	11	4	0	6	0
OPPONENTS	5	3	0	2	0

PUNTING	NO.	YDS	AVG	NET	TB	IN	LG	B
B. Anger	18	876	48.7	44.1	1	8	63	0
TEAM	18	876	48.7	44.1	1	8	63	0
OPPONENTS	25	1,079	43.2	39.7	0	10	65	1

PUNT RETURNS	RET	FC	YDS	AVG	LONG	TD
C. Lamb	4	7	34	8.5	17	0
C. Wilson	5	2	13	2.6	7	0
TEAM	9	9	47	5.2	17	0
OPPONENTS	9	6	62	6.9	23	0

KICKOFF RETURNS	NO.	YDS	AVG	LONG	TD
T. Pollard	8	181	22.6	27	0
TEAM	8	181	22.6	27	0
OPPONENTS	7	193	27.6	41	0

FIELD GOALS	1-19	20-29	30-39	40-49	50+
G. Zuerlein	0/0	1/1	9/10	3/4	1/3
TEAM	0/0	1/1	9/10	3/4	1/3
OPPONENTS	0/0	2/2	2/2	3/4	2/4

G. Zuerlein: (31WL, 35, 60SH, 21, 48) (34, 56) () (37) (31, 38, 31) (30, 45, 51WL, 49) (43WL, 38, 39)

OPP: (36) (46, 44LU, 32, 29) () (54WL) (54WR, 51, 51) () (45, 40, 24)

2021 DALLAS COWBOYS DEFENSIVE STATISTICS

RNK	PLAYER	TKL	AST	TOTAL	SACKS/YDS	TFL/YDS	QBPR	FR	FF	INT/YDS	PD
1.	Brown, Anthony	32	9	41						2/45	8
2.	Kearse, Jayron	28	12	40		5/-9	7				2
3.	Parsons, Micah	30	8	38	2.5/-32	5/-11	13				2
4.	Vander Esch, Leighton	22	11	33	1.0/-7	2/-4	1				
5.	Diggs, Trevon	23	3	26						7/142	11
6.	Lewis, Jourdan	18	3	21			2	1		1/66	2
7.	Kazee, Damontae	17	2	19					1	1/0	3
8.	Smith, Jaylon	14	5	19							
9.	Neal, Keanu	13	5	18		1/-1					
10.	Hooker, Malik	14	2	16		1/-1					1
11.	Golston, Chauncey	10	6	16	0.5/-3		4	1			
12.	Basham, Tarell	7	6	13	1.0/-7		12				
13.	Odighizuwa, Osa	6	6	12	2.0/-20	2/-3	7				
14.	Watkins, Carlos	7	3	10		1/-2	1				
15.	Lawrence, DeMarcus	5	1	6			2		1		
16.	Armstrong, Dorance	4	2	6			3				
17.	Wilson, Donovan	3	2	5		1/-4	1				
18.	Gregory, Randy	1	4	5	5.0/-35		19	1	2		
19.	Bohanna, Quinton	3	1	4							
	Hamilton, Justin	3	1	4		1/-1	4				
21.	Canady, Maurice	3	0	3							
22.	Urban, Brent	0	3	3			1				1
23.	Anae, Bradlee	2	0	2							
	Faoliu, Austin	2	0	2							
	Kamara, Azur	2	0	2			1				
26.	Cox, Jabril	1	0	1							
	Gifford, Luke	1	0	1		1/-4					

Ast=Assist, TFL=Tackle for a Loss, QBPR=Pressures, Int=Interception, FR=Fumble Recovery, FF=Forced Fumble, PD=Pass Defense

2021 COWBOYS SPECIAL TEAMS							DEFENSIVE STATS BY RANK								
RNK	PLAYER	S	A	TOT	FF	FR	BL	PRESSURES		SACKS		TACKLES FOR LOSS		INTERCEPTIONS	
								PLAYER	NO	PLAYER	NO	PLAYER	NO	PLAYER	NO
1.	Kearse, Jayron	3	0	3				1. R. Gregory	19	1. R. Gregory	5.0	1. J. Kearse	5	1. T. Diggs	7
	Pollard, Tony	3	0	3				2. M. Parsons	13	2. M. Parsons	2.5	M. Parsons	5	2. A. Brown	2
3.	Goodwin, C.J.	2	0	2				3. T. Basham	12	3. O. Odighizuwa	2.0	3. O. Odighizuwa	2	3. D. Kazee	1
	Neal, Keanu	2	0	2				4. J. Kearse	7	4. T. Basham	1.0	L. Vander Esch	2	J. Lewis	1
5.	Brown, Noah	1	0	1				O. Odighizuwa	7	L. Vander Esch	1.0	5. L. Gifford	1		
	Clement, Corey	1	0	1											
	Cox, Jabril	1	0	1											
	McQuaide, Jake	1	0	1											
	Ralston, Nick	1	0	1											
	Wilson, Cedrick	1	0	1		1									
	Wright, Nahshon	1	0	1											
12.	Kamara, Azur	0	1	1				1. R. Gregory	2	1. C. Golston	1	1. T. Diggs	11		
	Turner, Malik	0	1	1				2. D. Kazee	1	R. Gregory	1	2. A. Brown	8		
	Vander Esch, Leighton	0	1	1				D. Lawrence	1	J. Lewis	1	3. D. Kazee	3		
15.	Gifford, Luke	0	0	0		1						4. J. Kearse	2		
												J. Lewis	2		

GAME-BY-GAME PLAYER PARTICIPATION

	@ TB	@ LAC	PHI	CAR	NYG	@ NE	@ MIN	DEN	ATL	@ KC	LV	@ NO	@ WAS	@ NYG	WAS	ARI	@ PHI	GP	GS	DNP	I
PLAYERS	9/9	9/19	9/27	10/3	10/10	10/17	10/31	11/7	11/14	11/21	11/25	12/2	12/12	12/19	12/26	1/2	1/9				
Isaac Alarcon	PS	PS	PS	PS	PS	PS	PS	-	-	-	-	-	-	-	-	-	-	0	0	0	0
Bradlee Anae	P	P	R/C19	R/C19	P	D	P	-	-	-	-	-	-	-	-	-	-	4	0	0	0
Bryan Anger	P	P	P	P	P	P	P	-	-	-	-	-	-	-	-	-	-	7	0	0	1
Dorance Armstrong	P	RDE	I	I	I	I	P	-	-	-	-	-	-	-	-	-	-	3	1	0	4
Josh Ball	IR	IR	IR	IR	IR	IR	IR	-	-	-	-	-	-	-	-	-	-	0	0	0	0
Tarell Basham	P	P	P	LDE	LDE	LDE	LDE	-	-	-	-	-	-	-	-	-	-	7	4	0	0
Francis Bernard	IR	IR	IR	IR	IR	IR	IRR	-	-	-	-	-	-	-	-	-	-	0	0	0	0
Tyler Biadasz	C	C	C	C	C	C	C	-	-	-	-	-	-	-	-	-	-	7	7	0	0
Quinton Bohanna	P	P	P	P	P	P	LDT	-	-	-	-	-	-	-	-	-	-	7	1	0	0
Anthony Brown	LCB	LCB	LCB	LCB	LCB	LCB	LCB	-	-	-	-	-	-	-	-	-	-	7	7	0	0
Kyron Brown	PS	PS	PS	PS	PS	PS	PS	-	-	-	-	-	-	-	-	-	-	0	0	0	0
Noah Brown	D	P	P	P	P	P	P	-	-	-	-	-	-	-	-	-	-	6	0	0	1
Deante Burton	PS	PSI	PSI	PSI	PSI	PSI	PSI	-	-	-	-	-	-	-	-	-	-	0	0	0	0
Maurice Canady	P	P	P	P	P	P	IR	-	-	-	-	-	-	-	-	-	-	6	0	0	0
Corey Clement	P	P	P	P	P	P	P	-	-	-	-	-	-	-	-	-	-	7	0	0	0
La'el Collins	RT	R/SUS	R/SUS	R/SUS	R/SUS	R/SUS	P	-	-	-	-	-	-	-	-	-	-	2	1	0	0
Amari Cooper	WR	WR	WR	WR	WR	WR	WR	-	-	-	-	-	-	-	-	-	-	7	7	0	0
Jabril Cox	P	P	P	P	P	P	P	-	-	-	-	-	-	-	-	-	-	7	0	0	0
Tyler Coyle	PS	PS	PS	PS	PS	PS	PS	-	-	-	-	-	-	-	-	-	-	0	0	0	0
Trevon Diggs	RCB	RCB	RCB	RCB	RCB	RCB	RCB	-	-	-	-	-	-	-	-	-	-	7	7	0	0
Ben DiNucci	PS	PS	PS	PS	PS	PS	PS	-	-	-	-	-	-	-	-	-	-	0	0	0	0
Rico Dowdle	IR	IR	IR	IR	IR	IR	IR	-	-	-	-	-	-	-	-	-	-	0	0	0	0
Ezekiel Elliott	RB	RB	RB	RB	RB	RB	RB	-	-	-	-	-	-	-	-	-	-	7	7	0	0
Austin Faoliu	PS	PS	PS	P	PS	PS	PS	-	-	-	-	-	-	-	-	-	-	1	0	0	0
Matt Farniok	P	P	P	P	P	P	D	-	-	-	-	-	-	-	-	-	-	6	0	0	1
Simi Fehoko	P	P	P	D	D	D	D	-	-	-	-	-	-	-	-	-	-	3	0	0	4
Neville Gallimore	IR	IR	IR	IR	IR	IR	IR	-	-	-	-	-	-	-	-	-	-	0	0	0	0
Michael Gallup	P	IR	IR	IR	IR	IR	IRR	-	-	-	-	-	-	-	-	-	-	1	0	0	0
Luke Gifford	D	P	P	P	P	P	P	-	-	-	-	-	-	-	-	-	-	6	0	0	1
Chauncey Golston	D	D	P	P	P	P	P	-	-	-	-	-	-	-	-	-	-	5	0	0	2
C.J. Goodwin	P	P	P	P	P	P	P	-	-	-	-	-	-	-	-	-	-	7	0	0	0
Randy Gregory	RDE	R/C19	RDE	RDE	RDE	P	RDE	-	-	-	-	-	-	-	-	-	-	6	5	0	0
Will Grier	D	D	D	D	D	D	DNP	-	-	-	-	-	-	-	-	-	-	0	0	1	6
Lirim Hajrullahu	A	PS	A	A	A	A	A	-	-	-	-	-	-	-	-	-	-	0	0	0	0
Justin Hamilton	PS	PS	P	P	PS	PS	P	-	-	-	-	-	-	-	-	-	-	3	0	0	0
JaQuan Hardy	PS	PS	PS	PS	PS	PS	PS	-	-	-	-	-	-	-	-	-	-	0	0	0	0
Trysten Hill	R/PUP	R/PUP	R/PUP	R/PUP	R/PUP	R/PUP	R/PUP	-	-	-	-	-	-	-	-	-	-	0	0	0	0
Malik Hooker	D	SS	P	P	NCB	P	P	-	-	-	-	-	-	-	-	-	-	6	2	0	1
Mitch Hyatt	IR	IR	IR	IR	IR	IR	IR	-	-	-	-	-	-	-	-	-	-	0	0	0	0
Blake Jarwin	TE	TE	TE	TE	P	P	TE	-	-	-	-	-	-	-	-	-	-	7	5	0	0
Braylon Jones	PS	PS	PS	PS	PS	PS	PS	-	-	-	-	-	-	-	-	-	-	0	0	0	0
Kelvin Joseph	IR	IR	IR	IR	IR	IR	P	-	-	-	-	-	-	-	-	-	-	1	0	0	0
Azur Kamara	D	P	P	P	P	P	D	-	-	-	-	-	-	-	-	-	-	5	0	0	2
Damontae Kazee	FS	FS	FS	FS	FS	FS	FS	-	-	-	-	-	-	-	-	-	-	7	7	0	0
Jayron Kearse	P	NCB	SS	SS	SS	SS	SS	-	-	-	-	-	-	-	-	-	-	7	6	0	0
Brandon Knight	R/C19	DNP	P	DNP	D	A	A	-	-	-	-	-	-	-	-	-	-	1	0	2	1
CeeDee Lamb	WR	WR	WR	WR	WR	WR	WR	-	-	-	-	-	-	-	-	-	-	7	7	0	0
DeMarcus Lawrence	LDE	IR	IR	IR	IR	IR	IR	-	-	-	-	-	-	-	-	-	-	1	1	0	0
Jourdan Lewis	CB	P	NCB	NCB	P	P	NCB	-	-	-	-	-	-	-	-	-	-	7	4	0	0
Zack Martin	R/C19	RG	RG	RG	RG	RG	RG	-	-	-	-	-	-	-	-	-	-	6	6	0	0
Connor McGovern	LG	P	P	P	P	P	P	-	-	-	-	-	-	-	-	-	-	7	1	0	0
Sean McKeon	IR	IR	IR	IR	IR	IR	IRR	-	-	-	-	-	-	-	-	-	-	0	0	0	0
Jake McQuaide	P	P	P	P	P	P	P	-	-	-	-	-	-	-	-	-	-	7	0	0	0
Osirus Mitchell	PS	PSI	PSI	PSI	PSI	PSI	PSI	-	-	-	-	-	-	-	-	-	-	0	0	0	0
Israel Mukuamu	D	DNP	P	D	D	D	D	-	-	-	-	-	-	-	-	-	-	1	0	1	5
Keanu Neal	MLB	P	R/C19	R/C19	P	OLB	P	-	-	-	-	-	-	-	-	-	-	5	2	0	0
Hunter Niswander	IR	IR	IR	IR	IR	IR	IR	-	-	-	-	-	-	-	-	-	-	0	0	0	0
Ty Nsekhe	P	I	I	I	DNP	P	P	-	-	-	-	-	-	-	-	-	-	3	0	1	3
Osa Odighizuwa	LDT	LDT	LDT	LDT	LDT	P	LDT	-	-	-	-	-	-	-	-	-	-	7	6	0	0
Sewo Olonilua	IR	IR	IR	IR	IR	IR	IR	-	-	-	-	-	-	-	-	-	-	0	0	0	0
Micah Parsons	OLB	LDE	LDE	OLB	OLB	OLB	OLB	-	-	-	-	-	-	-	-	-	-	7	7	0	0
Tony Pollard	P	P	P	P	P	P	P	-	-	-	-	-	-	-	-	-	-	7	0	0	0
Dak Prescott	QB	QB	QB	QB	QB	QB	I	-	-	-	-	-	-	-	-	-	-	6	6	0	1
Nick Ralston	PS	PS	P	P	P	P	PS	-	-	-	-	-	-	-	-	-	-	4	0	0	0
Reggie Robinson	IR	IR	IR	IR	IR	IR	IR	-	-	-	-	-	-	-	-	-	-	0	0	0	0
Cooper Rush	DNP	DNP	P	DNP	DNP	DNP	QB	-	-	-	-	-	-	-	-	-	-	2	1	5	0
Dalton Schultz	TE	TE	TE	TE	TE	TE	TE	-	-	-	-	-	-	-	-	-	-	7	7	0	0
Brandon Smith	PS	PS	PS	PS	PS	PS	PS	-	-	-	-	-	-	-	-	-	-	0	0	0	0
Jaylon Smith	P	MLB	MLB	P	^	^	^	-	-	-	-	-	-	-	-	-	-	4	2	0	0
Tyron Smith	LT	LT	LT	LT	LT	LT	LT	-	-	-	-	-	-	-	-	-	-	7	7	0	0
Breeland Spears	PS	PS	PS	PS	PS	PS	PS	-	-	-	-	-	-	-	-	-	-	0	0	0	0
Jeremy Sprinkle	P	P	P	P	P	P	P	-	-	-	-	-	-	-	-	-	-	7	0	0	0
Terence Steele	P	RT	RT	RT	RT	RT	RT	-	-	-	-	-	-	-	-	-	-	7	6	0	0
Darian Thompson	P	PSI	PSI	PSI	PSI	PSI	PSI	-	-	-	-	-	-	-	-	-	-	1	0	0	0
Malik Turner	IR	IR	IR	P	P	P	P	-	-	-	-	-	-	-	-	-	-	4	0	0	0
Brent Urban	P	P	RDT	RDT	RDT	RDE	IR	-	-	-	-	-	-	-	-	-	-	6	4	0	0
Leighton Vander Esch	P	OLB	OLB	OLB	MLB	MLB	OLB	-	-	-	-	-	-	-	-	-	-	7	6	0	0
T.J. Vasher	R/NFI	R/NFI	R/NFI	R/NFI	R/NFI	R/NFI	R/NFI	-	-	-	-	-	-	-	-	-	-	0	0	0	0
Carlos Watkins	RDT	RDT	I	I	P	RDT	RDT	-	-	-	-	-	-	-	-	-	-	5	4	0	2
Connor Williams	LG	LG	LG	LG	LG	LG	LG	-	-	-	-	-	-	-	-	-	-	7	7	0	0
Cedrick Wilson	P	P	P	P	WR	WR	P	-	-	-	-	-	-	-	-	-	-	7	2	0	0
Donovan Wilson	SS	I	I	I	I	P	P	-	-	-	-	-	-	-	-	-	-	3	1	0	4
Nahshon Wright	P	P	P	P	P	P	P	-	-	-	-	-	-	-	-	-	-	7	0	0	0
Greg Zuerlein	P	P	P	P	P	P	P	-	-	-	-	-	-	-	-	-	-	7	0	0	0

LEGEND:
 Position abbreviation indicated start, P=Played, DNP=Did Not Play, D=Inactive, I=Inactive/Injured, PS=Practice Squad, PSI=Practice Squad Injured, R/NFI=Reserve/Non-Football Injury, IR=Reserve/Injured, R/C19=Reserve/COVID-19, IRR=Reserve/Injured - Returnable, R/SUS=Reserve/Suspended, R/PUP=Reserve/Physically Unable to Perform, A=Not on Roster, ^=With Other Team

GAME-BY-GAME STARTERS AND INACTIVES

2021 REGULAR SEASON

OFFENSE

DATE	OPPONENT	WR	LT	LG	C	RG	RT	TE	WR	WR	QB	RB
9/9	at Tampa Bay	C. Lamb	T. Smith	C. Williams	T. Biadasz	C. McGovern	L. Collins	D. Schultz/ B. Jarwin		A. Cooper	D. Prescott	E. Elliott
9/19	at L.A. Chargers	C. Lamb	T. Smith	C. Williams	T. Biadasz	Z. Martin	T. Steele	D. Schultz/ B. Jarwin		A. Cooper	D. Prescott	E. Elliott
9/27	Philadelphia	C. Lamb	T. Smith	C. Williams	T. Biadasz	Z. Martin	T. Steele	D. Schultz/ B. Jarwin		A. Cooper	D. Prescott	E. Elliott
10/3	Carolina	C. Lamb	T. Smith	C. Williams	T. Biadasz	Z. Martin	T. Steele	D. Schultz/ B. Jarwin		A. Cooper	D. Prescott	E. Elliott
10/10	N.Y. Giants	C. Lamb	T. Smith	C. Williams	T. Biadasz	Z. Martin	T. Steele	D. Schultz	C. Wilson	A. Cooper	D. Prescott	E. Elliott
10/17	at New England	C. Lamb	T. Smith	C. Williams	T. Biadasz	Z. Martin	T. Steele	D. Schultz	A. Cooper	C. Wilson	D. Prescott	E. Elliott
10/31	at Minnesota	C. Lamb	T. Smith	C. Williams	T. Biadasz	Z. Martin	T. Steele	D. Schultz/ B. Jarwin		A. Cooper	C. Rush	E. Elliott
11/7	Denver											
11/14	Atlanta											
11/21	at Kansas City											
11/25	Las Vegas											
12/2	at New Orleans											
12/12	at Washington											
12/19	at N.Y. Giants											
12/26	Washington											
1/2	Arizona											
1/9	at Philadelphia											

2021 REGULAR SEASON

DEFENSE

DATE	OPPONENT	LDE	LDT	RDT	RDE	OLB	MLB	OLB	LCB	NICKEL	RCB	SS	FS
9/9	at Tampa Bay	D. Lawrence	<u>O. Odighizuwa</u>	C. Watkins	R. Gregory	<u>M. Parsons</u>	K. Neal		T. Diggs	J. Lewis	A. Brown	D. Wilson	D. Kazee
9/19	at L.A. Chargers	<u>M. Parsons</u>	<u>O. Odighizuwa</u>	C. Watkins	D. Armstrong	L. Vander Esch	J. Smith		T. Diggs	J. Kearse	A. Brown	M. Hooker	D. Kazee
9/27	Philadelphia	<u>M. Parsons</u>	<u>O. Odighizuwa</u>	B. Urban	R. Gregory	L. Vander Esch	J. Smith		T. Diggs	J. Lewis	A. Brown	J. Kearse	D. Kazee
10/3	Carolina	T. Basham	<u>O. Odighizuwa</u>	B. Urban	R. Gregory	<u>M. Parsons</u>	L. Vander Esch		T. Diggs	J. Lewis	A. Brown	J. Kearse	D. Kazee
10/10	N.Y. Giants	T. Basham	<u>O. Odighizuwa</u>	B. Urban	R. Gregory	<u>M. Parsons</u>	L. Vander Esch		T. Diggs	M. Hooker	A. Brown	J. Kearse	D. Kazee
10/17	at New England	T. Basham	<u>Q. Bohanna</u>	C. Watkins	B. Urban	<u>M. Parsons</u>	L. Vander Esch	K. Neal	T. Diggs	T. Diggs	A. Brown	J. Kearse	D. Kazee
10/31	at Minnesota	T. Basham	<u>O. Odighizuwa</u>	C. Watkins	R. Gregory	<u>M. Parsons</u>	L. Vander Esch		T. Diggs	J. Lewis	A. Brown	J. Kearse	D. Kazee
11/7	Denver												
11/14	Atlanta												
11/21	at Kansas City												
11/25	Las Vegas												
12/2	at New Orleans												
12/12	at Washington												
12/19	at N.Y. Giants												
12/26	Washington												
1/2	Arizona												
1/9	at Philadelphia												

Rookies underlined.

2021 REGULAR SEASON INACTIVES

DATE	OPPONENT	1	2	3	4	5	6	7
9/9	at Tampa Bay	N. Brown	L. Gifford	<u>C. Golston</u>	W. Grier	M. Hooker	A. Kamara	<u>I. Mukuamu</u>
9/19	at L.A. Chargers	<u>C. Golston</u>	W. Grier	T. Nsekhe-I	D. Wilson-I			
9/27	Philadelphia	D. Armstrong-I	W. Grier	T. Nsekhe-I	C. Watkins-I	D. Wilson-I		
10/3	Carolina	D. Armstrong-I	<u>S. Fehoko</u>	W. Grier	<u>I. Mukuamu</u>	T. Nsekhe-I	C. Watkins-I	D. Wilson-I
10/10	N.Y. Giants	D. Armstrong-I	<u>S. Fehoko</u>	W. Grier	B. Knight	<u>I. Mukuamu</u>	D. Wilson-I	
10/17	at New England	B. Anae	D. Armstrong-I	<u>S. Fehoko</u>	W. Grier	<u>I. Mukuamu</u>		
10/31	at Minnesota	<u>M. Farniok</u>	<u>S. Fehoko</u>	A. Kamara	<u>I. Mukuamu</u>	D. Prescott-I		
11/7	Denver							
11/14	Atlanta							
11/21	at Kansas City							
11/25	Las Vegas							
12/2	at New Orleans							
12/12	at Washington							
12/19	at N.Y. Giants							
12/26	Washington							
1/2	Arizona							
1/9	at Philadelphia							

"I" denotes injury

GAME-BY-GAME CAPTAINS AND ELEVATIONS

2021 REGULAR SEASON - CAPTAINS

DATE	OPPONENT	OFFENSE	DEFENSE	SPECIAL TEAMS
9/9	at Tampa Bay	Dak Prescott	Randy Gregory	Darian Thompson
9/19	at L.A. Chargers	Tyron Smith	Dorance Armstrong	Cedrick Wilson
9/27	Philadelphia	Ezekiel Elliott	Damontae Kazee	Corey Clement
10/3	Carolina	Zack Martin	Jaylon Smith	Luke Gifford
10/10	N.Y. Giants	CeeDee Lamb	Jourdan Lewis	Noah Brown
10/17	at New England	Dak Prescott	Leighton Vander Esch	C.J. Goodwin
10/31	at Minnesota	Dalton Schultz	Jayron Kearse	Tony Pollard
11/7	Denver			
11/14	Atlanta			
11/21	at Kansas City			
11/25	Las Vegas			
12/2	at New Orleans			
12/12	at Washington			
12/19	at N.Y. Giants			
12/26	Washington			
1/2	Arizona			
1/9	at Philadelphia			

GAME-BY-GAME ELEVATIONS

Date	Opponent	STANDARD ELEVATION	COVID-19 REPLACEMENT	Reserve/COVID-19
9/9	@ Tampa Bay	J. Sprinkle D. Thompson	Not Eligible	B. Knight/Z. Martin
9/19	@ LA Chargers	None	J. Sprinkle	R. Gregory
9/27	PHILADELPHIA	N. Ralston	J. Hamilton J. Sprinkle	B. Anae/K. Neal
10/3	CAROLINA	A. Faoliu J. Hamilton	N. Ralston J. Sprinkle	B. Anae/K. Neal
10/10	N.Y. GIANTS	N. Ralston J. Sprinkle	None	None
10/17	@ New England	None	None	None
10/31	@ Minnesota	J. Hamilton	None	None
11/7	DENVER			
11/14	ATLANTA			
11/21	@ Kansas City			
11/25	LAS VEGAS			
12/2	@ New Orleans			
12/12	@ Washington			
12/19	@ N.Y. Giants			
12/26	WASHINGTON			
1/2	ARIZONA			
1/9	@ Philadelphia			

2021 DALLAS COWBOYS UNOFFICIAL DEPTH CHART

(As of November 2, 2021)

OFFENSE

WR	19 Amari Cooper	85 Noah Brown	
LT	77 Tyron Smith	79 Ty Nsekhe	
LG	52 Connor Williams	71 La'el Collins	
C	63 Tyler Biadasz	66 Connor McGovern	68 <u>Matt Farniok</u>
RG	70 Zack Martin	66 Connor McGovern	
RT	78 Terence Steele	71 La'el Collins	79 Ty Nsekhe
TE	86 Dalton Schultz	89 Blake Jarwin	87 Jeremy Sprinkle
WR	88 CeeDee Lamb	81 <u>Simi Fehoko</u>	
WR	1 Cedrick Wilson	17 Malik Turner	
QB	4 Dak Prescott	10 Cooper Rush	15 Will Grier
RB	21 Ezekiel Elliott	20 Tony Pollard	32 Corey Clement

DEFENSE

LDE	93 Tarell Basham	54 Azur Kamara	
LDT	97 <u>Osa Odighizuwa</u>	98 <u>Quinton Bohanna</u>	
RDT	91 Carlos Watkins		
RDE	94 Randy Gregory	92 Dorance Armstrong	59 <u>Chauncey Golston</u>
OLB	11 <u>Micah Parsons</u>		
MLB	42 Keanu Neal		
OLB	55 Leighton Vander Esch	57 Luke Gifford	
LCB	30 Anthony Brown	29 C.J. Goodwin	
NCB	26 Jourdan Lewis		
RCB	7 Trevon Diggs	25 <u>Nahshon Wright</u>	
SS	6 Donovan Wilson	27 Jayron Kears	38 <u>Israel Mukuamu</u>
FS	18 Damontae Kazee	28 Malik Hooker	

SPECIALISTS

K	2 Greg Zuerlein	
P	5 Bryan Anger	
LS	44 Jake McQuaide	
H	5 Bryan Anger	
KR	20 Tony Pollard	32 Corey Clement
PR	88 CeeDee Lamb	1 Cedrick Wilson

PRONUNCIATION GUIDE

Dorance Armstrong	DOOR-intz	Jayron Kears	JAY-RON
Tyler Biadasz	be-AH-dish	Jake McQuaide	Mc-KWAYD
Quinton Bohanna	boe-HAN-ah	Israel Mukuamu	moo-KWAH-moo
Corey Clement	CLEM-ent	Ty Nsekhe	en-SECK-he
La'el Collins	luhEL	Osa Odighizuwa	oh-DIGGY-zoowa
Matt Farniok	FAR-nee-ack	Malik Turner	muh-LEEK
Simi Fehoko	SIM-ee FAY-hoko	Nahshon Wright	nuh-SHAWN
Azur Kamara	ah-ZORE kah-MAR-ah	Greg Zuerlein	ZURR-line
Damontae Kazee	Kay-zee		

COACHING STAFF

HEAD COACH: Mike McCarthy

ASSISTANTS: Jeff Blasko (Assistant Offensive Line), Matt Daniels (Assistant Special Teams), Rob Davis (Assistant Head Coach), Aden Durde (Defensive Line), George Edwards (Senior Defensive Assistant), John Fassel (Special Teams Coordinator), Ryan Feder (Quality Control Analytics), Al Harris (Defensive Backs), Chase Haslett (Quality Control/Offense), Adam Henry (Wide Receivers), Leon Lett (Assistant Defensive Line), Cannon Matthews (Quality Control/Defense), Scott McCurley (Linebackers), Kellen Moore (Offensive Coordinator), Harold Nash (Strength & Conditioning Coordinator), Doug Nussmeier (Quarterbacks), Skip Peete (Running Backs), Joe Philbin (Offensive Line), Dan Quinn (Defensive Coordinator), Justin Rudd (Video/Analytics), Eric Simonelli (Quality Control Analytics), Cedric Smith (Assistant Strength & Conditioning), Kendall Smith (Assistant Strength & Conditioning), Scott Tolzien (Offensive Assistant), Kyle Valero (Quality Control Analytics), Lunda Wells (Tight Ends), Joe Whitt (Secondary/Defensive Pass Game Coordinator).

2021 DALLAS COWBOYS ALPHABETICAL ROSTER

NO.	NAME	POS	HT	WT	DOB	EXP	COLLEGE	HOMETOWN	GP	GS	DNP	IA
5	Anger, Bryan	P	6-3	205	10/6/1988	10	California	Camarillo, Calif.	7	0	0	0
92	Armstrong, Dorance	DE	6-4	260	6/10/1997	4	Kansas	Houston, Texas	3	1	0	4
93	Basham, Tarell	DE	6-4	266	3/18/1994	5	Ohio	Rocky Mount, Va.	7	4	0	0
63	Biadasz, Tyler	C	6-4	317	11/20/1997	2	Wisconsin	Amherst, Wisc.	7	7	0	0
98	Bohanna, Quinton	DT	6-4	327	3/16/1999	R	Kentucky	Memphis, Tenn.	7	1	0	0
30	Brown, Anthony	CB	5-11	188	12/16/1993	6	Purdue	Tampa, Fla.	7	7	0	0
85	Brown, Noah	WR	6-2	215	1/6/1996	5	Ohio State	Flanders, N.J.	6	0	0	1
32	Clement, Corey	RB	5-10	220	11/2/1994	5	Wisconsin	Glassboro, N.J.	7	0	0	0
71	Collins, La'el	T	6-4	323	7/26/1993	7	Louisiana State	Baton Rouge, La.	2	1	0	0
19	Cooper, Amari	WR	6-1	225	6/17/1994	7	Alabama	Miami, Fla.	7	7	0	0
7	Diggs, Trevon	CB	6-1	203	9/20/1998	2	Alabama	Gaithersburg, Md.	7	7	0	0
21	Elliott, Ezekiel	RB	6-0	228	7/22/1995	6	Ohio State	St. Louis, Mo.	7	7	0	0
68	Farniok, Matt	G	6-5	311	9/26/1997	R	Nebraska	Sioux Falls, S.D.	6	0	0	1
81	Fehoko, Simi	WR	6-4	222	11/5/1997	R	Stanford	Sandy, Utah	3	0	0	4
57	Gifford, Luke	LB	6-3	245	8/28/1995	3	Nebraska	Lincoln, Neb.	6	0	0	1
59	Golston, Chauncey	DE	6-5	268	2/10/1998	R	Iowa	Detroit, Mich.	5	0	0	2
29	Goodwin, C.J.	CB	6-3	187	2/4/1990	6	California (PA)	Wheeling, W.V.	7	0	0	0
94	Gregory, Randy	DE	6-5	260	11/23/1992	4	Nebraska	Jacksonville, Fla.	6	5	0	0
15	Grier, Will	QB	6-1	220	4/3/1995	3	West Virginia	Charlotte, N.C.	0	0	1	6
28	Hooker, Malik	FS	6-1	212	4/2/1996	5	Ohio State	New Castle, Pa.	6	2	0	1
89	Jarwin, Blake	TE	6-5	250	7/16/1994	5	Oklahoma State	Tuttle, Okla.	7	5	0	0
24	Joseph, Kelvin	CB	5-11	197	11/11/1999	R	Kentucky	Baton Rouge, La.	1	0	0	0
54	Kamara, Azur	DE	6-3	245	9/26/1998	2	Kansas	Glendale, Ariz.	5	0	0	2
18	Kazee, Damontae	S	5-11	174	6/5/1993	5	San Diego State	San Bernardino, Calif.	7	7	0	0
27	Kearse, Jayron	S	6-4	220	2/11/1994	5	Clemson	Fort Myers, Fla.	7	6	0	0
88	Lamb, CeeDee	WR	6-2	200	4/8/1999	2	Oklahoma	Richmond, Texas	7	7	0	0
26	Lewis, Jourdan	CB	5-10	186	8/31/1995	5	Michigan	Detroit, Mich.	7	4	0	0
70	Martin, Zack	G	6-4	315	11/20/1990	8	Notre Dame	Indianapolis, Ind.	6	6	0	0
66	McGovern, Connor	G	6-5	315	11/3/1997	3	Penn State	Larksville, Pa.	7	1	0	0
44	McQuaide, Jake	LS	6-2	235	12/7/1987	11	Ohio State	Cincinnati, Ohio	7	0	0	0
38	Mukuamu, Israel	S	6-4	212	11/28/1999	R	South Carolina	Charlotte, N.C.	1	0	1	5
42	Neal, Keanu	LB	6-0	211	7/26/1995	5	Florida	Bushnell, Fla.	5	2	0	0
79	Nsekhe, Ty	T	6-8	330	10/27/1985	8	Texas State	Austin, TX	3	0	1	3
97	Odighizuwa, Osa	DT	6-2	282	8/13/1998	R	UCLA	Dayton, Ohio	7	6	0	0
11	Parsons, Micah	LB	6-3	246	5/26/1999	R	Penn State	Harrisburg, Pa.	7	7	0	0
20	Pollard, Tony	RB	6-0	210	4/30/1997	3	Memphis	Memphis, Tenn.	7	0	0	0
4	Prescott, Dak	QB	6-2	235	7/29/1993	6	Mississippi State	Haughton, La.	6	6	0	1
10	Rush, Cooper	QB	6-3	225	11/21/1993	4	Central Michigan	Charlotte, Mich.	2	1	5	0
86	Schultz, Dalton	TE	6-5	255	7/11/1996	4	Stanford	South Jordan, Utah	7	7	0	0
77	Smith, Tyrone	T	6-5	305	12/12/1990	11	Southern California	Moreno Valley, Calif.	7	7	0	0
87	Sprinkle, Jeremy	TE	6-5	255	8/10/1994	5	Arkansas	White Hall, Ark.	7	0	0	0
78	Steele, Terence	T	6-6	320	6/4/1997	2	Texas Tech	Cibola, Texas	7	6	0	0
17	Turner, Malik	WR	6-2	202	1/30/1996	4	Illinois	Springfield, Ill.	4	0	0	0
55	Vander Esch, Leighton	LB	6-4	255	2/8/1996	4	Boise State	Riggins, Idaho	7	6	0	0
91	Watkins, Carlos	DE	6-3	297	12/5/1993	5	Clemson	Mooreboro, N.C.	5	4	0	2
52	Williams, Connor	G	6-5	320	5/12/1997	4	Texas	Coppell, Texas	7	7	0	0
1	Wilson, Cedrick	WR	6-2	195	11/20/1995	4	Boise State	Memphis, Tenn.	7	2	0	0
6	Wilson, Donovan	S	6-0	200	2/21/1995	3	Texas A&M	Shreveport, La.	3	1	0	4
25	Wright, Nahshon	CB	6-4	183	9/23/1998	R	Oregon State	East Palo Alto, Calif.	7	0	0	0
2	Zuerlein, Greg	K	6-0	195	12/27/1987	10	Missouri Western	Lincoln, Neb.	7	0	0	0
PRACTICE SQUAD												
60	Alarcon, Isaac	T	6-6	325	7/27/1998	1	Monterrey Tech	Monterrey, Mexico	0	0	0	0
36	Brown, Kyron	CB	6-1	195	5/26/1996	2	Akron	Boynton Beach, FL	0	0	0	0
49	Bunting, Ian	TE	6-7	255	2/10/1996	2	California	Hinsdale, Ill.	0	0	0	0
33	Burton, Deante	CB	6-2	210	7/12/1994	4	Kansas State	Manhattan, KS	0	0	0	0
76	Collins, Aviante	T	6-4	292	4/21/1993	3	Texas Christian		0	0	0	0
39	Coyle, Tyler	S	6-0	209	12/31/1969	R	Purdue	Windsor, Conn.	0	0	0	0
3	DiNucci, Ben	QB	6-2	215	11/24/1996	2	James Madison	Wexford, PA	0	0	0	0
58	Faoliu, Austin	DE	6-3	287	1/9/1999	R	Oregon	Santa Ana, Calif.	1	0	0	0
83	Foster, Robert	WR	6-2	194	5/7/1994	4	Alabama	Monaca, Pa.	0	0	0	0
99	Hamilton, Justin	DT	6-2	315	7/27/1993	4	Louisiana-Lafayette	Natchez, Miss.	3	0	0	0
37	Hardy, JaQuan	RB	5-8	211	12/31/1997	R	Tiffin	Westlake, Ohio	0	0	0	0
62	Jones, Braylon	C	6-3	301	2/10/1998	R	Houston	Tyler, Texas	0	0	0	0
46	Ralston, Nick	FB	6-0	237	11/10/1996	R	Louisiana	Argyle, Texas	4	0	0	0
6	Ratley, Damion	WR	6-2	200	4/16/1995	4	Texas A&M	Yoakum, Texas	0	0	0	0
80	Smith, Brandon	WR	6-1	218	12/10/1998	R	Iowa	Lake Cormorant, Miss.	0	0	0	0
51	Speaks, Braeland	DE	6-3	285	12/18/1995	3	Mississippi	Jackson, Miss.	0	0	0	0
RESERVE/INJURED - RETURNABLE												
53	Bernard, Francis	LB	6-0	242	4/8/1995	2	Utah	Herriman, Utah	0	0	0	0
13	Gallup, Michael	WR	6-1	205	3/4/1996	4	Colorado State	Monroe, Ga.	1	0	0	0
84	McKeon, Sean	TE	6-3	255	12/28/1997	2	Michigan	Dudley, Mass.	0	0	0	0
RESERVE/PHYSICALLY UNABLE TO PERFORM												
72	Hill, Trysten	DT	6-3	305	3/25/1998	3	Central Florida	Lee, Fla.	0	0	0	0
RESERVE/NON-FOOTBALL INJURY												
15	Vasher, T.J.	WR	6-6	215	8/29/1998	R	Texas Tech	Wichita Falls, Texas	0	0	0	0
RESERVE/INJURED												
75	Ball, Josh	T	6-8	308	5/15/1998	R	Marshall	Fredericksburg, Va.	0	0	0	0
31	Canady, Maurice	CB	6-1	193	5/26/1994	5	Virginia	Richmond, Va.	6	0	0	0
14	Cox, Jabril	LB	6-3	233	4/16/1998	R	Louisiana State	Kansas City, Mo.	7	0	0	0
34	Dowdle, Rico	RB	5-11	215	6/14/1998	2	South Carolina	Asheville, N.C.	0	0	0	0
96	Gallimore, Neville	DT	6-2	307	1/17/1997	2	Oklahoma	Ottawa, Ontario	0	0	0	0
65	Hyatt, Mitch	T	6-5	315	2/6/1997	2	Clemson	Suwanee, Ga.	0	0	0	0
90	Lawrence, DeMarcus	DE	6-3	250	4/28/1992	8	Boise State	Aiken, S.C.	1	1	0	0
7	Niswander, Hunter	P	6-4	243	11/26/1994	2	Northwestern	Peninsula, Ohio	0	0	0	0
45	Olunlua, Sewo	FB	6-3	235	11/27/1997	2	Texas Christian	Kingwood, Texas	0	0	0	0
41	Robinson, Reggie	CB	6-1	200	4/14/1997	2	Tulsa	Cleburne, Texas	0	0	0	0
95	Urban, Brent	DE	6-7	305	5/5/1991	8	Virginia	Mississauga, Ont.	6	4	0	0
PRACTICE SQUAD INJURED												
16	Mitchell, Osirus	WR	6-5	206	9/15/1997	R	Mississippi State	Sarasota, Fla.	0	0	0	0
23	Thompson, Darian	S	6-2	212	9/22/1993	6	Boise State	Lancaster, Calif.	1	0	0	0

2021 DALLAS COWBOYS NUMERICAL ROSTER

NO.	NAME	POS	HT	WT	AGE	EXP	COLLEGE	HOW ACQ	GP	GS	DNP	IA
1	Cedrick Wilson	WR	6-2	195	25	4	Boise State	D6b-'18	7	2	0	0
2	Greg Zuerlein	K	6-0	195	33	10	Missouri Western	UFA(LAR)-'20	7	0	0	0
4	Dak Prescott	QB	6-2	235	28	6	Mississippi State	D4b-'16	6	6	0	1
5	Bryan Anger	P	6-3	205	33	10	California	FA-'21	7	0	0	0
6	Donovan Wilson	S	6-0	200	26	3	Texas A&M	D6-'19	3	1	0	4
7	Trevon Diggs	CB	6-1	203	23	2	Alabama	D2-'20	7	7	0	0
10	Cooper Rush	QB	6-3	225	27	4	Central Michigan	FA-'20	2	1	5	0
11	Micah Parsons	LB	6-3	246	22	R	Penn State	D1-'21	7	7	0	0
15	Will Grier	QB	6-1	220	26	3	West Virginia	W(Car)-'21	0	0	1	6
17	Malik Turner	WR	6-2	202	25	4	Illinois	W(CB)-'20	4	0	0	0
18	Damontae Kazee	S	5-11	174	28	5	San Diego State	UFA(Atl)-'21	7	7	0	0
19	Amari Cooper	WR	6-1	225	27	7	Alabama	T(Oak)-'18	7	7	0	0
20	Tony Pollard	RB	6-0	210	24	3	Memphis	D4a-'19	7	0	0	0
21	Ezekiel Elliott	RB	6-0	228	26	6	Ohio State	D1-'16	7	7	0	0
24	Kelvin Joseph	CB	5-11	197	21	R	Kentucky	D2-'21	1	0	0	0
25	Nahshon Wright	CB	6-4	183	23	R	Oregon State	D3c-'21	7	0	0	0
26	Jourdan Lewis	CB	5-10	186	26	5	Michigan	D3-'17	7	4	0	0
27	Jayron Kearse	S	6-4	220	27	5	Clemson	FA-'21	7	6	0	0
28	Malik Hooker	FS	6-1	212	25	5	Ohio State	FA-'21	6	2	0	1
29	C.J. Goodwin	CB	6-3	187	31	6	California (PA)	PS(Cin)-'18	7	0	0	0
30	Anthony Brown	CB	5-11	188	27	6	Purdue	D6a-'16	7	7	0	0
32	Corey Clement	RB	5-10	220	27	5	Wisconsin	FA-'21	7	0	0	0
38	Israel Mukuamu	S	6-4	212	21	R	South Carolina	D6b-'21	1	0	1	5
42	Keanu Neal	LB	6-0	211	26	5	Florida	D1-'16	5	2	0	0
44	Jake McQuaide	LS	6-2	235	33	11	Ohio State	UFA(LAR)-'21	7	0	0	0
52	Connor Williams	G	6-5	320	24	4	Texas	D2-'18	7	7	0	0
54	Azur Kamara	DE	6-3	245	23	2	Kansas	UDFA-'20	5	0	0	2
55	Leighton Vander Esch	LB	6-4	255	25	4	Boise State	D1-'18	7	6	0	0
57	Luke Gifford	LB	6-3	245	26	3	Nebraska	UDFA-'19	6	0	0	1
59	Chauncey Golston	DE	6-5	268	23	R	Iowa	D3b-'21	5	0	0	2
63	Tyler Biadasz	C	6-4	317	23	2	Wisconsin	D4b-'20	7	7	0	0
66	Connor McGovern	G	6-5	315	23	3	Penn State	D3-'19	7	1	0	0
68	Matt Farniok	G	6-5	311	24	R	Nebraska	D7-'21	6	0	0	1
70	Zack Martin	G	6-4	315	30	8	Notre Dame	D1-'14	6	6	0	0
71	La'el Collins	T	6-4	323	28	7	Louisiana State	UDFA-'15	2	1	0	0
77	Tyron Smith	T	6-5	305	30	11	Southern California	D1-'11	7	7	0	0
78	Terence Steele	T	6-6	320	24	2	Texas Tech	UDFA-'20	7	6	0	0
79	Ty Nsekhe	T	6-8	330	36	8	Texas State	UFA(Buf)-'21	3	0	1	3
81	Simi Fehoko	WR	6-4	222	23	R	Stanford	D5-'21	3	0	0	4
85	Noah Brown	WR	6-2	215	25	5	Ohio State	D7b-'17	6	0	0	1
86	Dalton Schultz	TE	6-5	255	25	4	Stanford	D4b-'18	7	7	0	0
87	Jeremy Sprinkle	TE	6-5	255	27	5	Arkansas	UFA(Was)-'21	7	0	0	0
88	Ceedee Lamb	WR	6-2	200	22	2	Oklahoma	D1-'20	7	7	0	0
89	Blake Jarwin	TE	6-5	250	27	5	Oklahoma State	UDFA-'17	7	5	0	0
91	Carlos Watkins	DE	6-3	297	27	5	Clemson	UFA(Hou)-'21	5	4	0	2
92	Dorance Armstrong	DE	6-4	260	24	4	Kansas	D4a-'18	3	1	0	4
93	Tarell Basham	DE	6-4	266	27	5	Ohio	UFA(NYJ)-'21	7	4	0	0
94	Randy Gregory	DE	6-5	260	28	4	Nebraska	D2-'15	6	5	0	0
97	Osa Odighizuwa	DT	6-2	282	23	R	UCLA	D3a-'21	7	6	0	0
98	Quinton Bohanna	DT	6-4	327	22	R	Kentucky	D6a-'21	7	1	0	0
PRACTICE SQUAD												
3	Ben DiNucci	QB	6-2	215	24	2	James Madison	D7-'20	0	0	0	0
6	Damion Ratley	WR	6-2	200	26	4	Texas A&M	FA-'21	0	0	0	0
33	Deante Burton	CB	6-2	210	27	4	Kansas State	PS(Ind)-'19	0	0	0	0
36	Kyron Brown	CB	6-1	195	25	2	Akron	FA-'21	0	0	0	0
37	JaQuan Hardy	RB	5-8	211	23	R	Tiffin	UDFA-'21	0	0	0	0
39	Tyler Coyle	S	6-0	209	51	R	Purdue	UDFA-'21	0	0	0	0
46	Nick Ralston	FB	6-0	237	24	R	Louisiana	UDFA-'21	4	0	0	0
49	Ian Bunting	TE	6-7	255	25	2	California	FA-'21	0	0	0	0
51	Breeland Speaks	DE	6-3	285	25	3	Mississippi	FA-'21	0	0	0	0
58	Austin Faoliu	DE	6-3	287	22	R	Oregon	UFA-'21	1	0	0	0
60	Isaac Alarcon	T	6-6	325	23	1	Monterrey Tech	IPP-'20	0	0	0	0
62	Braylon Jones	C	6-3	301	23	R	Houston	UDFA-'21	0	0	0	0
76	Aviante Collins	T	6-4	292	28	3	Texas Christian	FA-'21	0	0	0	0
80	Brandon Smith	WR	6-1	218	22	R	Iowa	UDFA-'21	0	0	0	0
83	Robert Foster	WR	6-2	194	27	4	Alabama	FA-'21	0	0	0	0
99	Justin Hamilton	DT	6-2	315	28	4	Louisiana-Lafayette	FA-'19	3	0	0	0
RESERVE/INJURED - RETURNABLE												
13	Michael Gallup	WR	6-1	205	25	4	Colorado State	D3-'18	1	0	0	0
53	Francis Bernard	LB	6-0	242	26	2	Utah	UDFA-'20	0	0	0	0
84	Sean McKeon	TE	6-3	255	23	2	Michigan	UDFA-'20	0	0	0	0
RESERVE/PHYSICALLY UNABLE TO PERFORM												
72	Trysten Hill	DT	6-3	305	23	3	Central Florida	D2-'19	0	0	0	0
RESERVE/NON-FOOTBALL INJURY												
15	T.J. Vasher	WR	6-6	215	23	R	Texas Tech	UDFA-'21	0	0	0	0
RESERVE/INJURED												
7	Hunter Niswander	P	6-4	243	26	2	Northwestern	FA-'20	0	0	0	0
14	Jabril Cox	LB	6-3	233	23	R	Louisiana State	D4a-'21	7	0	0	0
31	Maurice Canady	CB	6-1	193	27	5	Virginia	UFA(Hou)-'20	6	0	0	0
34	Rico Dowdle	RB	5-11	215	23	2	South Carolina	UDFA-'20	0	0	0	0
41	Reggie Robinson	CB	6-1	200	24	2	Tulsa	D4a-'20	0	0	0	0
45	Sewo Olofinla	FB	6-3	235	23	2	Texas Christian	UDFA-'20	0	0	0	0
65	Mitch Hyatt	T	6-5	315	24	2	Clemson	UDFA-'19	0	0	0	0
75	Josh Ball	T	6-8	308	23	R	Marshall	D4b-'21	0	0	0	0
90	DeMarcus Lawrence	DE	6-3	250	29	8	Boise State	D2-'14	1	1	0	0
95	Brent Urban	DE	6-7	305	30	8	Virginia	UFA(Chi)-'21	6	4	0	0
96	Neville Gallimore	DT	6-2	307	24	2	Oklahoma	D3-'20	0	0	0	0
PRACTICE SQUAD INJURED												
16	Osirus Mitchell	WR	6-5	206	24	R	Mississippi State	UDFA-'21	0	0	0	0
23	Darian Thompson	S	6-2	212	28	6	Boise State	FA-'18	1	0	0	0

2021 DALLAS COWBOYS POSITIONAL ROSTER

QUARTERBACKS (3)

NO.	NAME	POS.	HT.	WT.	AGE	EXP.	COLLEGE	HOW ACQ.
4	Dak Prescott	QB	6-2	235	28	6	Mississippi State	D4b-'16
10	Cooper Rush	QB	6-3	225	27	4	Central Michigan	FA-'20
15	Will Grier	QB	6-1	220	26	3	West Virginia	W(Car)-'21

RUNNING BACKS (3)

NO.	NAME	POS.	HT.	WT.	AGE	EXP.	COLLEGE	HOW ACQ.
20	Tony Pollard	RB	6-0	210	24	3	Memphis	D4a-'19
21	Ezekiel Elliott	RB	6-0	228	26	6	Ohio State	D1-'16
32	Corey Clement	RB	5-10	220	27	5	Wisconsin	FA-'21

WIDE RECEIVERS (6)

NO.	NAME	POS.	HT.	WT.	AGE	EXP.	COLLEGE	HOW ACQ.
1	Cedrick Wilson	WR	6-2	195	25	4	Boise State	D6b-'18
17	Malik Turner	WR	6-2	202	25	4	Illinois	W(GB)-'20
19	Amarl Cooper	WR	6-1	225	27	7	Alabama	T(Oak)-'18
81	Simi Fehoko	WR	6-4	222	23	R	Stanford	D5-'21
85	Noah Brown	WR	6-2	215	25	5	Ohio State	D7b-'17
88	CeeDee Lamb	WR	6-2	200	22	2	Oklahoma	D1-'20

TIGHT ENDS (3)

NO.	NAME	POS.	HT.	WT.	AGE	EXP.	COLLEGE	HOW ACQ.
86	Dalton Schultz	TE	6-5	255	25	4	Stanford	D4b-'18
87	Jeremy Sprinkle	TE	6-5	255	27	5	Arkansas	UFA(Was)-'21
89	Blake Jarwin	TE	6-5	250	27	5	Oklahoma State	UDFA-'17

OFFENSIVE LINE (9)

NO.	NAME	POS.	HT.	WT.	AGE	EXP.	COLLEGE	HOW ACQ.
52	Connor Williams	G	6-5	320	24	4	Texas	D2-'18
63	Tyler Biadasz	C	6-4	317	23	2	Wisconsin	D4b-'20
66	Connor McGovern	G	6-5	315	23	3	Penn State	D3-'19
68	Matt Farniok	G	6-5	311	24	R	Nebraska	D7-'21
70	Zack Martin	G	6-4	315	30	8	Notre Dame	D1-'14
71	La'el Collins	T	6-4	323	28	7	Louisiana State	UDFA-'15
77	Tyron Smith	T	6-5	305	30	11	Southern California	D1-'11
78	Terence Steele	T	6-6	320	24	2	Texas Tech	UDFA-'20
79	Ty Nsekhe	T	6-8	330	36	8	Texas State	UFA(Buf)-'21

DEFENSIVE LINE (8)

NO.	NAME	POS.	HT.	WT.	AGE	EXP.	COLLEGE	HOW ACQ.
54	Azur Kamara	DE	6-3	245	23	2	Kansas	UDFA-'20
59	Chauncey Golston	DE	6-5	268	23	R	Iowa	D3b-'21
91	Carlos Watkins	DE	6-3	297	27	5	Clemson	UFA(Hou)-'21
92	Dorance Armstrong	DE	6-4	260	24	4	Kansas	D4a-'18
93	Tarell Basham	DE	6-4	266	27	5	Ohio	UFA(NYJ)-'21
94	Randy Gregory	DE	6-5	260	28	4	Nebraska	D2-'15
97	Osa Odighizuwa	DT	6-2	282	23	R	UCLA	D3a-'21
98	Quinton Bohanna	DT	6-4	327	22	R	Kentucky	D6a-'21

LINEBACKERS (4)

NO.	NAME	POS.	HT.	WT.	AGE	EXP.	COLLEGE	HOW ACQ.
11	Micah Parsons	LB	6-3	246	22	R	Penn State	D1-'21
42	Keanu Neal	LB	6-0	211	26	5	Florida	D1-'16
55	Leighton Vander Esch	LB	6-4	255	25	4	Boise State	D1-'18
57	Luke Gifford	LB	6-3	245	26	3	Nebraska	UDFA-'19

DEFENSIVE BACKS (11)

NO.	NAME	POS.	HT.	WT.	AGE	EXP.	COLLEGE	HOW ACQ.
6	Donovan Wilson	S	6-0	200	26	3	Texas A&M	D6-'19
7	Trevon Diggs	CB	6-1	203	23	2	Alabama	D2-'20
18	Damontae Kazee	S	5-11	174	28	5	San Diego State	UFA(Atl) '21
24	Kelvin Joseph	CB	5-11	197	21	R	Kentucky	D2-'21
25	Nahshon Wright	CB	6-4	183	23	R	Oregon State	D3c-'21
26	Jourdan Lewis	CB	5-10	186	26	5	Michigan	D3-'17
27	Jayron Kearse	S	6-4	220	27	5	Clemson	FA-'21
28	Malik Hooker	FS	6-1	212	25	5	Ohio State	FA-'21
29	C.J. Goodwin	CB	6-3	187	31	6	California (PA)	PS(Cin)-'18
30	Anthony Brown	CB	5-11	188	27	6	Purdue	D6a-'16
38	Israel Mukuamu	S	6-4	212	21	R	South Carolina	D6b-'21

SPECIALISTS (3)

NO.	NAME	POS.	HT.	WT.	AGE	EXP.	COLLEGE	HOW ACQ.
2	Greg Zuerlein	K	6-0	195	33	10	Missouri Western	UFA(LAR)-'20
5	Bryan Anger	P	6-3	205	33	10	California	FA-'21
44	Jake McQuaide	LS	6-2	235	33	11	Ohio State	UFA(LAR)-'21

HOW THE COWBOYS WERE BUILT/CONTRACT STATUS

YEAR	DRAFT PICKS (36)	FREE AGENTS (17)	COLLEGE FREE AGENTS (9)	TRADES/WAIVERS (3)	PRACTICE SQUAD (1)
2011	T. Smith (1st)				
2014	Z. Martin (1st) D. Lawrence (2nd) *				
2015	R. Gregory (2nd)		L. Collins (UDFA-'15)		
2016	E. Elliott (1st) K. Neal (1st) D. Prescott (4th) A. Brown (6th)				
2017	J. Lewis (3rd) N. Brown (7th)	B. Jarwin (UDFA-'17)			
2018	L. Vander Esch (1st) C. Williams (2nd) M. Gallup (3rd) ` D. Armstrong (4th) D. Schultz (4th-b) C. Wilson (6th-b)			A. Cooper (T Oak -'18)	C. Goodwin (PS Cin -'18)
2019	T. Hill (2nd) u C. McGovern (3rd) T. Pollard (4th) D. Wilson (6th)	L. Gifford (UDFA-'19)	M. Hyatt (UDFA-'19) *		
2020	C. Lamb (1st) T. Diggs (2nd) N. Gallimore (3rd) * R. Robinson (4th-a) * T. Biadasz (4th-b)	M. Canady (UFA Hou -'20) * H. Niswander (FA-'20) * C. Rush (FA-'20) G. Zuerlein (UFA LAR -'20)	F. Bernard (UDFA-'20) ` R. Dowdle (UDFA-'20) * A. Kamara (UDFA-'20) S. McKeon (UDFA-'20) ` S. Olonilua (UDFA-'20) * T. Steele (UDFA-'20)	M. Turner (W GB -'20)	
2021	M. Parsons (1st) K. Joseph (2nd) O. Odighizuwa (3rd-a) C. Golston (3rd-b) N. Wright (3rd-c) J. Cox (4th-a) * J. Ball (4th-b) * S. Fehoko (5th) Q. Bohanna (6th-a) I. Mukuamu (6th-b) M. Farniok (7th)	B. Anger (FA-'21) T. Basham (UFA NYJ -'21) C. Clement (FA-'21) M. Hooker (FA-'21) D. Kazee (UFA Atl '21) J. Kearse (FA-'21) J. McQuaide (UFA LAR -'21) T. Nsekhe (UFA Buf -'21) J. Sprinkle (UFA Was -'21) B. Urban (UFA Chi -'21) * C. Watkins (UFA Hou -'21)	T. Vasher (UDFA-'21) o	W. Grier (W Car -'21)	

Key: * Reserve/Injured, ` Reserve/Injured - Returnable, **u** Reserve/Physically Unable to Perform, **o** Reserve/Non-Football Injury

CONTRACT STATUS

PLAYER	SIGNED THROUGH	PLAYER	SIGNED THROUGH	PLAYER	SIGNED THROUGH
Bryan Anger	2021	Chauncey Golston	2024	Osa Odighizuwa	2024
Dorance Armstrong	2021	C.J. Goodwin	2022	Micah Parsons	2024
Josh Ball *	2024	Randy Gregory	2021	Tony Pollard	2022
Tarell Basham	2022	Will Grier	2022	Dak Prescott	2024
Francis Bernard `	2021	Trysten Hill u	2022	Reggie Robinson *	2023
Tyler Biadasz	2023	Malik Hooker	2021	Cooper Rush	2022
Quinton Bohanna	2024	Mitch Hyatt *	2021	Dalton Schultz	2021
Anthony Brown	2022	Blake Jarwin	2023	Tyron Smith	2023
Noah Brown	2021	Kelvin Joseph	2024	Jeremy Sprinkle	2021
Maurice Canady *	2021	Azur Kamara	2022	Terence Steele	2022
Corey Clement	2021	Damontae Kazee	2021	Malik Turner	2021
La'el Collins	2024	Jayron Kearse	2021	Brent Urban *	2021
Amari Cooper	2024	CeeDee Lamb	2023	Leighton Vander Esch	2021
Jabril Cox *	2024	DeMarcus Lawrence *	2023	T.J. Vasher o	2023
Trevon Diggs	2023	Jourdan Lewis	2023	Carlos Watkins	2021
Rico Dowdle *	2022	Zack Martin	2024	Connor Williams	2021
Ezekiel Elliott	2026	Connor McGovern	2022	Cedrick Wilson	2021
Matt Farniok	2024	Sean McKeon `	2022	Donovan Wilson	2022
Simi Fehoko	2024	Jake McQuaide	2021	Nahshon Wright	2024
Neville Gallimore *	2023	Israel Mukuamu	2024	Greg Zuerlein	2022
Michael Gallup `	2021	Hunter Niswander *	2022		
Luke Gifford	2021	Ty Nsekhe	2021		

2021 DALLAS COWBOYS CONTRACT ANALYSIS

OFFENSE		2021	2022	2023	2024	2025	2026	2026	2027
QB	Grier, Will			UFA					
	Prescott, Dak					UFA			
	Rush, Cooper			UFA					
RB	Clement, Corey		UFA						
	Dowdle, Rico*			RFA	UFA				
	Elliott, Ezekiel							UFA	
	Olonilua, Sewo*			RFA	UFA				
	Pollard, Tony			UFA					
WR	Brown, Noah		UFA						
	Cooper, Amari					UFA			
	Fehoko, Simi					UFA			
	Gallup, Michael!		UFA						
	Lamb, CeeDee				OPTION	UFA			
	Turner, Malik		UFA						
TE	Vasher, T.J.#				RFA	UFA			
	Wilson, Cedrick		UFA						
	Jarwin, Blake				UFA				
	McKeon, Sean!			RFA	UFA				
	Schultz, Dalton		UFA						
	Sprinkle, Jeremy		UFA						
OL	Ball, Josh*					UFA			
	Biadasz, Tyler				UFA				
	Collins, La'el					UFA			
	Farniok, Matt					UFA			
	Hyatt, Mitch*		ERFA	RFA	UFA				
	Martin, Zack					UFA			
	McGovern, Connor			UFA					
	Nsekhe, Ty		UFA						
	Smith, Tyron				UFA				
	Steele, Terence			RFA	UFA				
	Williams, Connor		UFA						

DEFENSE		2021	2022	2023	2024	2025	2026	2027	2028
DL	Anae, Bradlee				UFA				
	Armstrong, Dorance		UFA						
	Basham, Tarell			UFA					
	Bohanna, Quinton					UFA			
	Gallimore, Neville*				UFA				
	Golston, Chauncey					UFA			
	Gregory, Randy		UFA						
	Hill, Trysten#			UFA					
	Kamara, Azur			RFA	UFA				
	Lawrence, Demarcus*				UFA				
	Odighizuwa, Osa					UFA			
	Urban, Brent*		UFA						
	Watkins, Carlons		UFA						
LB	Bernard, Francis!		ERFA	RFA	UFA				
	Cox, Jabril					UFA			
	Gifford, Luke		RFA	UFA					
	Neal, Keanu		UFA						
	Parsons, Micah					OPTION	UFA		
	Vander Esch, Leighton		UFA						
DB	Brown, Anthony			UFA					
	Canady, Maurice*		UFA						
	Diggs, Trevon				UFA				
	Goodwin, C.J.			UFA					
	Hooker, Malik		UFA						
	Joseph, Kelvin					UFA			
	Kazee, Damonlae		UFA						
	Kearse, Jayron		UFA						
	Lewis, Jourdan				UFA				
	Mukuamu, Israel					UFA			
	Robinson, Reggie*				UFA				
	Wilson, Donovan			UFA					
	Wright, Nahshon					UFA			

SPECIAL TEAMS		2021	2022	2023	2024	2025	2026	2027	2028
ST	Anger, Bryan		UFA						
	McQuaide, Jake		UFA						
	Zuerlein, Greg			UFA					

- Player is under contract for season
- Player will be an exclusive rights free agent
- Player will be an unrestricted free agent
- Player will be a restricted free agent
- Player has a club option available

*-Reserve/Injured ^-Reserve/COVID-19 #-Reserve/PUP or NFI &-Reserve/Suspended !-Reserve/Injured-DTR

WHEN BUILT AND WHEN THEY GOT TO THE COWBOYS

1st Round (9)

[9] Tyron Smith (2011)
 [16] Zack Martin (2014)
 [4] Amari Cooper (2015-OAK)
 [4] Ezekiel Elliott (2016)
 [17] Keanu Neal (2016-ATL)
 [15] Malik Hooker (2017-IND)
 [19] Leighton Vander Esch (2018)
 [17] CeeDee Lamb (2020)
 [12] Micah Parsons (2021)

2nd Round (6)

[34] DeMarcus Lawrence (2014)*
 [60] Randy Gregory (2015)
 [50] Connor Williams (2018)
 [58] Trysten Hill (2019)Ω
 [51] Trevon Diggs (2020)
 [44] Kelvin Joseph (2021)

3rd Round (10)

[70] Bryan Anger (2012-JAX)
 [80] Tarell Basham (2017-IND)
 [92] Jourdan Lewis (2017)
 [81] Michael Gallup (2018)
 [90] Connor McGovern (2019)
 [100] Will Grier (2019-CAR)
 [82] Neville Gallimore (2020)*
 [75] Osa Odighizuwa (2021)
 [84] Chauncey Golston (2021)
 [99] Nahshon Wright (2021)

4th Round (10)

[134] Brent Urban (2014-BAL)*
 [135] Dak Prescott (2016)
 [142] Carlos Watkins (2017-HOU)
 [116] Dorance Armstrong (2018)
 [137] Dalton Schultz (2018)
 [128] Tony Pollard (2019)
 [123] Reggie Robinson (2020)*
 [146] Tyler Biadasz (2020)
 [115] Jabril Cox (2021)*
 [138] Josh Ball (2021)*

5th Round (3)

[149] Damontae Kazee (2017-ATL)
 [154] Jeremy Sprinkle (2017-WAS)
 [179] Simi Fehoko (2021)

6th Round (7)

[171] Greg Zuerlein (2012-STL)
 [189] Anthony Brown (2016)
 [209] Maurice Canady (2016-BAL)*
 [208] Cedrick Wilson (2018)
 [213] Donovan Wilson (2019)
 [192] Quinton Bohanna (2021)
 [227] Israel Mukuamu (2021)

7th Round (3)

[244] Jayron Kearse (2016-MIN)
 [239] Noah Brown (2017)
 [238] Matt Farniok (2021)

Undrafted (17)

Jake McQuaide (2011-STL)
 Ty Nsekhe (2012-IND)
 C.J. Goodwin (2014-PIT)
 La'el Collins (2015)
 Corey Clement (2017-PHI)
 Blake Jarwin (2017)
 Cooper Rush (2017)
 Luke Gifford (2019)
 Mitch Hyatt (2019)*
 Francis Bernard (2020)
 Rico Dowdle (2020)*
 Azur Kamara (2020)
 Sean McKeon (2020)
 Hunter Niswander (2020)*
 Sewo Olonilua (2020)*
 Terence Steele (2020)
 T.J. Vasher (2021)δ

Key: * Reserve/Injured, Ω Reserve/Physically Unable to Perform, ` Reserve/Injured - Returnable, δ Reserve/Non-Football Injury

WHEN THEY GOT TO THE COWBOYS

2011 (1)

Tyron Smith, Round 1

2014 (2)

Zack Martin, Round 1
 DeMarcus Lawrence, Round 2*

2015 (2)

Randy Gregory, Round 2
 La'el Collins, UDFA

2016 (4)

Ezekiel Elliott, Round 1
 Keanu Neal, Round 1
 Dak Prescott, Round 4
 Anthony Brown, Round 6

2017 (3)

Jourdan Lewis, Round 3
 Noah Brown, Round 7
 Blake Jarwin, FA

2018 (8)

Leighton Vander Esch, Round 1
 Connor Williams, Round 2
 Michael Gallup, Round 3
 Dorance Armstrong, Round 4
 Dalton Schultz, Round 4
 Cedrick Wilson, Round 6
 Amari Cooper, Trades (OAK)
 C.J. Goodwin, Practice Squad (CIN)

2019 (6)

Trysten Hill, Round 2Ω
 Connor McGovern, Round 3
 Tony Pollard, Round 4
 Donovan Wilson, Round 6
 Luke Gifford, FA
 Mitch Hyatt, UDFA*

2020 (15)

CeeDee Lamb, Round 1
 Trevon Diggs, Round 2
 Neville Gallimore, Round 3*
 Tyler Biadasz, Round 4
 Reggie Robinson, Round 4*
 Francis Bernard, UDFA`
 Maurice Canady, FA (HOU)*
 Rico Dowdle, UDFA*
 Azur Kamara, UDFA
 Sean McKeon, UDFA`
 Hunter Niswander, FA*
 Sewo Olonilua, UDFA*
 Cooper Rush, FA
 Terence Steele, UDFA
 Greg Zuerlein, FA (STL)

2021 (24)

Micah Parsons, Round 1
 Kelvin Joseph, Round 2
 Chauncey Golston, Round 3
 Osa Odighizuwa, Round 3
 Nahshon Wright, Round 3
 Josh Ball, Round 4*
 Jabril Cox, Round 4*
 Simi Fehoko, Round 5
 Quinton Bohanna, Round 6
 Israel Mukuamu, Round 6
 Matt Farniok, Round 7
 Bryan Anger, FA
 Tarell Basham, UFA (NYJ)
 Corey Clement, FA
 Will Grier, Waivers (CAR)
 Malik Hooker, FA
 Damontae Kazee, UFA (ATL)
 Jayron Kearse, FA
 Jake McQuaide, UFA (STL)
 Ty Nsekhe, UFA (BUF)
 Jeremy Sprinkle, UFA (WAS)
 Brent Urban, UFA (CHI)*
 T.J. Vasher, UDFAδ
 Carlos Watkins, UFA (HOU)

2021 TRANSACTIONS BY DATE

- Jan. 4..... Signed **Isaac Alarcon, Kemon Hall, Ladarius Hamilton, Marcus Henry, Cole Hikutini, Jon'Vea Johnson, Chris Lacy, Walter palmore, Aaron Parker, Adam Redmond, Cooper Rush, Eric Smith, Saivion Smith** and **Williams Sweet** as Reserve/Futures.
- Jan. 8..... Fired **Mike Nolan** and **Jim Tomsula**.
- Jan 12..... Named **Dan Quinn** defensive coordinator.
- Jan. 21 Named **Aden Durde** defensive line coach, **Harold Nash Jr.** strength and conditioning coordinator and **Joe Whitt Jr.** secondary/defensive pass game coordinator,
- Feb. 11..... Named **Cedric Smith** assistant strength and conditioning.
- March 9.... Signed **Ron'Dell Carter**.
- March 10.. Signed **Dak Prescott**. Released **Jamize Olawale**.
- March 17.. Released **Chris Jones**.
- March 18.. Signed **Noah Brown** and **Jourdan Lewis**.
- March 19.. Signed **C.J. Goodwin** and **Malik Turner**. Waived **Marcus Henry, Cole Hikutini, Jon'Vea Johnson** and **Chris Lacy**.
- March 22.. Signed **Tarell Basham, Jake McQuaide, Ty Nsekhe, Brent Urban** and **Carlos Watkins**.
- March 30.. Signed **Jayron Kears**.
- April 7..... Signed **Bryan Anger** and **Jeremy Sprinkle**.
- April 14..... Signed **Keanu Neal**.
- April 29..... Drafted **Micah Parsons**.
- April 30..... Drafted **Chauncey Golston, Kelvin Joseph, Osa Odighizuwa** and **Nahshon Wright**.
- May 1..... Drafted **Jabril Cox, Josh Ball, Simi Fehoko, Quinton Bohanna, Israel Mukuamu** and **Matt Farniok**.
- May 5..... Released **Adam Redmond** and **Antwaun Woods**. Waived **Kemon Hall, Ladarius Hamilton, Walter Palmore** and **Saivion Smith**.
- May 14..... Signed **Tyler Coyle, Brennan Eagles, Nick Eubanks, Austin Faoliu, JaQuan Hardy, Anthony Hines, Braylon Jones, Brenden Knox, Artayvious Lynn, Osirus Mitchell, Nick Ralston, Brandon Smith** and **T.J. Vasher**.
- May 18..... Waived **William Sweet**.
- May 24..... Signed **Johnnie Dixon**.
- June 11 Waived/Injured **Stephen Guidry**. Signed **Reggie Davis**.
- July 17 Released **Rashard Robinson**.
- July 22 Placed **Amari Cooper, Chaucey Golston, Trysten Hill, Mitch Hyatt, DeMarcus Lawrence** and **Greg Zuerlein** on Active/PUP. Placed **T.J. Vasher** on Active/NFI.
- July 25 Signed **Kyron Brown**.
- July 27 Placed **Mitch Hyatt** on Reserve/Injured. Signed **Malik Hooker**.
- Aug. 3 **DeMarcus Lawrence** passed physical.
- Aug. 10 **Amari Cooper** passed physical.
- Aug. 17 Placed **Sewo Olonilua** and **Reggie Robinson** on Reserve/Injured. Waived/Injured **Anthony Hines**. Waived **Kyron Brown** and **Brennan Eagles**.
- Aug. 19 Waived **Hunter Niswander**. Signed **Lirim Hajrullahu**.
- Aug. 23 Placed **Malik Hooker, CeeDee Lamb, Israel Mukuamu** and **Carlos Watkins** on Reserve/COVID-19
- Aug. 24 Waived **Lirim Hajrullahu**.
- Aug. 25 Activated **Israel Mukuamu**. **Greg Zuerlein** passed physical. Placed **Rico Dowdle** on Reserve/Injured. Placed **Damontae Kazee** and **Connor Williams** on Reserve/COVID-19.
- Aug. 27 Activated **Malik Hooker**.
- Aug. 31 Released **Deante Burton, Garrett Gilbert, Justin Hamilton, Jake McQuaide, Eric Smith, Jeremy Sprinkle** and **Darian Thompson**. Waived **Isaac Alarcon, Ron'Dell Carter, Tyler Coyle, Reggie Davis, Ben DiNucci, Johnnie Dixon, Nick Eubanks, Austin Faoliu, Jaquan Hardy, Braylon Jones, Brenden Knox, Artayvious Lynn, Osirus Mitchell, Aaron Parker, Steven Parker, Nick Ralston** and **Brandon Smith**. Placed **Noah Brown** on Reserve/COVID-19. **Trysten Hill** reverted to Reserve/PUP. **T.J. Vasher** reverted to Reserve/NFI. **Chauncey Golston** passed physical.
- Sept. 1 Released **Bryan Anger**. Signed **Isaac Alarcon, Kyron Brown, Tyler Coyle, Ben DiNucci, Austin Faoliu, Justin Hamilton, JaQuan Hardy, Braylon Jones, Osirus Mitchell, Nick Ralston, Brandon Smith, Breeland Speaks** and **Darian Thompson** to the practice squad.
- Sept. 2 Placed **Josh Ball, Francis Bernard, Neville Gallimore, Kelvin Joseph, Sean McKeon** and **Malik Turner** on Reserve/Injured. Signed **Corey Clement** and **Jake McQuaide**. Activated **Damontae Kazee, CeeDee Lamb** and **Carlos Watkins**. Signed **Ian Bunting** to the practice squad.
- Sept. 5 Signed **Bryan Anger**. Activated **Connor Williams** from Reserve/COVID-19. Placed **Brandon Knight** and **Zack Martin** on Reserve/COVID-19.
- Sept. 6 Signed **Aviante Collins** to the practice squad.
- Sept. 8 Activated **Noah Brown** from Reserve/COVID-19.
- Sept. 9 Elevated **Jeremy Sprinkle** and **Darian Thompson** from the practice squad.
- Sept. 10 ... **La'el Collins** placed on Reserve/Suspended.
- Sept. 13 ... Activated **Brandon Knight** and **Zack Martin** from Reserve/COVID-19. Placed **Michael Gallup** on Reserve/Injured. Placed **Randy Gregory** on Reserve/COVID-19. Placed **Deante Burton** and **Darian Thompson** on Practice Squad/Injured.
- Sept. 14 ... Signed **Robert Foster** and **Lirim Hajrullahu** to the practice squad.
- Sept. 16 ... Placed **DeMarcus Lawrence** on Reserve/Injured.
- Sept. 17 ... Placed **Osirus Mitchell** on Practice Squad/Injured.
- Sept. 18 ... Activated **Jeremy Sprinkle** as a COVID-19 Replacement.
- Sept. 21 ... Released **Lirim Hajrullahu** from the practice squad. Signed **Damion Ratley** to the practice squad.
- Sept. 22 ... Placed **Keanu Neal** on Reserve/COVID-19. Signed **Holton Hill** to the practice squad.
- Sept. 23 ... Activated **Randy Gregory**.
- Sept. 24 ... Placed **Bradlee Anae** on Reserve/COVID-19.
- Sept. 27 ... Activated **Justin Hamilton** and **Jeremy Sprinkle** as COVID-19 replacements and elevated **Nick Ralston** from the practice squad.
- Sept. 30 ... **Malik Turner** designated for return.
- Oct. 5 Released **Holton Hill** from the practice squad. Signed **Isaiah Johnson** to the practice squad.
- Oct. 6 Released **Jaylon Smith**. Activated **Keanu Neal** and **Bradlee Anae** from Reserve/COVID.
- Oct. 9 Elevated **Nick Ralston** and **Jeremy Sprinkle** from the practice squad.
- Oct. 13 **Kelvin Joseph** and **Sean McKeon** designated for return.
- Oct. 16 Waived **Brandon Knight**. Signed **Nick Ralston** and **Jeremy Sprinkle** to the active roster from the practice squad.
- Oct. 19 Waived **Nick Ralston** and released **Isaiah Johnson** from the practice squad.
- Oct. 21 Signed **Nick Ralston** to the practice squad.

2021 TRANSACTIONS BY DATE, cont.

Oct. 26 Placed **Maurice Canady** and **Brent Urban** on Reserve/Injured.

Oct. 30 Activated **Kelvin Joseph** from Reserve/Injured-Designated for Return.

2021 TRANSACTIONS BY PLAYER

ALARCON, Isaac - T
 1/4..... Signed as Reserve/Future
 8/31..... Waived

ANA, Bradlee - DE
 9/1..... Signed to practice squad

ANAE, Bradlee - DE
 9/24..... Placed on Reserve/COVID-19
 10/6..... Activated

ANGER, Bryan - P
 4/7..... Signed
 9/1..... Released
 9/5..... Signed

BALL, Josh - T
 5/1..... Drafted
 9/2..... Placed on Reserve/Injured

BASHAM, Tarell - LB
 3/22..... Signed

BERNARD, Francis-LB
 9/2..... Placed on Reserve/Injured

BOHANNA, Quinton - DT
 5/1..... Drafted

BROWN, Kyron - CB
 7/25..... Signed
 8/17..... Waived
 9/1..... Signed to practice squad

BROWN, Noah - WR
 3/18..... Re-signed
 8/31..... Placed on Reserve/COVID-19
 9/5..... Activated

BUNTING, Ian - TE
 9/2..... Signed to practice squad

BURTON, Deante - CB
 8/31..... Released
 9/1..... Signed to practice squad
 9/13..... Placed on Practice Squad/Injured

CANADY, Maurice - CB
 10/26..... Placed on Reserve/Injured

CARTER, Ron'Dell - DE
 3/9..... Re-Signed
 8/31..... Waived

CLEMENT, Corey - RB
 9/2..... Signed

COLLINS, Aviante - T
 9/6..... Signed to practice squad

COLLINS, La'el - T
 9/10..... Placed on Reserve/Suspended

COOPER, Amari - WR
 7/22..... Placed on Active/PUP
 8/10..... Passed physical

COX, Jabril - LB
 5/1..... Drafted

COYLE, Tyler - S
 5/14..... Signed
 8/31..... Waived
 9/1..... Signed to practice squad

DAVIS, Reggie - WR
 6/11..... Signed
 8/31..... Waived

DINUCCI, Ben - QB
 8/31..... Waived
 9/1..... Signed to practice squad

DIXON, Johnnie - WR
 5/24..... Signed
 8/31..... Waived

DOWDLE, Rico - RB
 8/28..... Placed on Reserve/Injured

DURDE, Aden
 1/21..... Named defensive line coach

EAGLES, Brennan - WR
 5/14..... Signed
 8/17..... Waived

EUBANKS, Nick - TE
 5/14..... Signed
 8/31..... Waived

FARNIOK, Matt - G
 5/1..... Drafted

FAOLIU, Austin - DT
 5/14..... Signed
 8/31..... Waived
 9/1..... Signed to practice squad

FEHOKO, Simi - WR
 5/1..... Drafted

FOSTER, Robert - WR
 9/14..... Signed to practice squad

GALLIMORE, Neville - DT
 9/2..... Placed on Reserve/Injured

GALLUP, Michael - WR
 9/13..... Placed on Reserve/Injured

GILBERT, Garrett - QB
 8/31..... Released

GOLSTON, Chauncey - DE
 4/30..... Drafted in the third round
 7/22..... Placed on Active/PUP
 8/31..... Passed physical

GOODWIN, C.J. - CB
 3/19..... Re-signed

GREGORY, Randy - DE
 9/13..... Placed on Reserve/COVID-19
 9/23..... Activated

GUIDRY, Stephen - WR
 6/11..... Waived/Injured

HAJRULLAHU, Lirim - K
 8/19..... Signed
 8/24..... Waived
 9/14..... Signed to practice squad
 9/21..... Released

HALL, Kemon - CB
 1/4..... Signed as Reserve/Future
 5/5..... Waived

HAMILTON, Justin - DT
 8/31..... Released
 9/1..... Signed to practice squad

HAMILTON, Ladarius - LB
 1/4..... Signed as Reserve/Future
 5/5..... Waived
 9/27..... Elevated as a COVID-19 replacement

HARDY, JaQuan - RB
 5/14..... Signed
 8/31..... Waived
 9/1..... Signed to practice squad

HENRY, Marcus - C
 1/4..... Signed as Reserve/Future
 3/19..... Waived

HIKUTINI, Cole - TE
 1/4..... Signed as Reserve/Future
 3/19..... Waived

HILL, Holton - DB
 9/22..... Signed to practice squad
 10/5..... Released

HILL, Trysten - DT
 7/22..... Placed on Active/PUP
 8/31..... Reserve/PUP

HINES, Anthony - LB
 5/14..... Signed
 8/17..... Waived/Injured

HOOKE, Malik - S
 7/27..... Signed
 8/24..... Placed on Reserve/COVID-19
 8/27..... Activated

HYATT, Mitch - T
 7/22..... Placed on Active/PUP
 7/27..... Placed on Reserve/Injured

JOHNSON, Isaiah - CB
 10/5..... Signed to practice squad
 10/19..... Released

JOHNSON, Jon'Vea - WR
 1/4..... Signed as Reserve/Future
 3/19..... Waived

JONES, Braylon - C
 5/14..... Signed
 8/31..... Waived
 9/1..... Signed to practice squad

JONES, Chris - P
 3/17..... Released

JOSEPH, Kelvin - CB
 4/30..... Drafted in the second round
 9/2..... Placed on Reserve/Injured
 10/13..... Designated for Return
 10/30..... Activated

KAZEE, Damontae - S
 8/25..... Placed on Reserve/COVID-19
 9/2..... Activated

KEARSE, Jayron - S
 3/30..... Signed

KNIGHT, Brandon - T
 9/5..... Placed on Reserve/COVID-19
 9/13..... Activated
 10/16..... Waived

KNOX, Brenden - RB
 5/14..... Signed
 8/31..... Waived

LACY, Chris - WR
 1/4..... Signed as Reserve/Future
 3/19..... Waived

LAMB, CeeDee - WR
 8/24..... Placed on Reserve/COVID-19
 9/2..... Activated

LAWRENCE, DeMarcus - DE
 7/22..... Placed on Active/PUP
 8/3..... Passed physical
 9/16..... Placed on Reserve/Injured

LEWIS, Jourdan - CB
 3/18..... Re-signed

MARTIN, Zack - G
 9/5..... Placed on Reserve/COVID-19
 9/13..... Activated

LYNN, Artayvious - TE
 5/14..... Signed
 8/31..... Waived

McKEON, Sean - TE
 9/2..... Placed on Reserve/Injured
 10/13..... Designated for Return

McQUAIDE, Jake - LS
 3/22..... Signed
 8/31..... Released
 9/2..... Signed

MITCHELL, Osirus - WR
 5/14..... Signed
 8/31..... Waived
 9/1..... Signed to practice squad
 9/17..... Placed on Practice Squad/Injured

MUKUAMU, Israel - S
 5/1..... Drafted
 8/24..... Placed on Reserve/COVID-19
 8/25..... Activated

NEAL, Keanu - S
 4/14..... Signed
 9/22..... Placed on Reserve/COVID-19
 10/6..... Activated

NISWANDER, Hunter - P
 8/19..... Waived/Injured

NOLAN, Mike - Defensive Coordinator
 1/8..... Fired

NSEKHE, Ty - T
 3/22..... Signed

ODIGHIZUWA, Osa - DT
 4/30..... Drafted in the third round

OLAWALE, Jamize - FB
 3/10..... Released

PALMORE, Walter - DT
 1/4..... Signed as Reserve/Future
 5/5..... Waived

PARKER, Aaron - WR
 1/4..... Signed as Reserve/Future
 8/31..... Waived

PARKER, Steven - S
 8/31..... Waived

PARSONS, Micah - LB
 4/29..... Drafted in the first round

PRESCOTT, Dak - QB
 3/10..... Re-Signed

QUINN, Dan -
 1/12..... Named defensive coordinator

RALSTON, Nick - FB
 5/14..... Signed
 8/31..... Waived
 9/1..... Signed to practice squad
 9/27..... Standard elevation
 10/9..... Standard elevation
 10/16..... Signed to the active roster
 10/19..... Waived
 10/21..... Signed to practice squad

RATLEY, Damion - WR
 9/21..... Signed to practice squad

REDMOND, Adam - C
 1/4..... Signed as Reserve/Future
 5/5..... Released

ROBINSON, Rashard - CB
 7/17..... Released

RUSH, Cooper - QB
 1/4..... Signed as Reserve/Future

SMITH, Brandon - WR
 5/14..... Signed
 8/31..... Waived
 9/1..... Signed to practice squad

SMITH, Cedric
 2/11..... Named asst. strength and condition.

2021 TRANSACTIONS BY PLAYER, cont.

SMITH, Eric - T

1/4..... Signed as Reserve/Future
8/31..... Released

SMITH, Jaylon - LB

10/6..... Released

SMITH, Saivion - CB

1/4..... Signed as Reserve/Future
5/5..... Waived

SPRINKLE, Jeremy - TE

4/7..... Signed
8/31..... Released
9/9..... Standard elevation
9/18..... Elevated as a COVID-19 replacement
9/27..... Elevated as a COVID-19 replacement
10/9..... Standard elevation
10/16..... Signed to the active roster

SPEAKS, Breeland - DE

9/1..... Signed to practice squad

SWEET, William - T

1/4..... Signed as Reserve/Future
5/18..... Waived

THOMPSON, Darian - S

8/31..... Released
9/1..... Signed to practice squad
9/9..... Standard elevation
9/13..... Placed on Practice Squad/Injured

TOMSULA, Jim - DL Coach

1/8..... Fired

TURNER, Malik - WR

3/19..... Re-signed
9/2..... Placed on Reserve/Injured
9/30..... Designated for Return

URBAN, Brent - DT

3/22..... Signed
10/26..... Placed on Reserve/Injured

VASHER, T.J. - WR

5/14..... Signed
7/22..... Placed on Active/NFI

WATKINS, Carlos - DE

8/31..... Reserve/NFI
3/22..... Signed
8/24..... Placed on Reserve/COVID-19
9/2..... Activated

WHITT Jr., Joe

1/21..... Named secondary/def. pass coord.

WILLIAMS, Connor - G

8/25..... Placed on Reserve/COVID-19
9/5..... Activated

WOODS, Antwaun - DT

5/5..... Released

WRIGHT, Nahshon - CB

4/30..... Drafted in the third round

ZUERLEIN, Greg - K

7/22..... Placed on Active/PUP
8/25..... Passed physical



NON-MEDIA GUIDE BIOS



ONE COWBOYS WAY ★ FRISCO, TEXAS 75034 ★ P:972.497.4959 ★ WWW.DALLASCOWBOYS.COM

2021 NON-MEDIA GUIDE BIOS

COREY CLEMENT (CLEM-ent)
32 • Running Back
5-10 • 220 • 11/2/94
Wisconsin • FA-21
NFL: 5th Year • Cowboys: 1st year
Games/Starts: 2020-15/0-Phi; Career-46/0
Postseason: 2020-0/0; Career-3/0



PRO: The Dallas Cowboys signed fifth-year running back Corey Clement prior to Week 1 to fill an important special teams void and provide depth to the running back room after Rico Dowdle (hip) landed on Reserve/Injured. Clement, who spent his first four seasons in Philadelphia, arrives in Dallas after spending 2021 training camp with the N.Y. Giants. Clement played in 46 regular season games for the Eagles, contributing mostly on special teams. His 742 special teams snaps were near the top of the team, and he has experience returning punts and kicks in Philadelphia. Clement was an undrafted free agent in 2017 and had an outstanding performance in Philadelphia's Super Bowl LII win against New England, catching four passes for 100 yards and a touchdown. Going into 2021, Clement will serve as a much-needed role player in the Cowboys backfield.

TRANSACTION SUMMARY:

- 9/2/21:** Signed with Dallas as a free agent.
- 5/16/21:** Signed with the N.Y. Giants as a free agent and waived (8/31).
- 4/29/20:** Signed a one-year contract with Philadelphia.
- 10/11/19:** Placed on Reserve/Injured with a shoulder injury.
- 12/11/18:** Placed on Reserve/Injured with a knee injury.
- 5/11/17:** Signed with Philadelphia as a rookie free agent.

2020 (Philadelphia):

- Played in 15 games for the Eagles, mainly on special teams, earning 21 carries for 75 yards and five receptions for 25 yards on offense.
- Scored his only rushing touchdown of the season on a five-yard scamper at the N.Y. Giants (11/15).
- Finished with season-highs of five carries and 24 yards against Dallas (11/1).

2019 (Philadelphia):

- Played the season's first four games before a shoulder injury on Oct. 11 landed him on the Reserve/Injured list for the rest of the season.
- Did not tally a carry nor reception in his four appearances.

2018 (Philadelphia):

- In 11 games, finished with career-best totals of 22 receptions for 192 yards and ran for 259 yards and two touchdowns on 68 carries.
- Started to showcase his special teams ability in the NFL, leading the Eagles in total kickoff return yards (333) and return average (25.6 yards).
- Caught a career-high five passes for 55 yards and scored a 15-yard rushing touchdown at Tampa Bay (9/16).
- Posted career-high totals of 16 carries for 56 yards against Indianapolis (9/23).
- Suffered a knee injury at Dallas (12/9) and was placed on Reserve/Injured for the remainder of the season.

2017 (Philadelphia):

- As a rookie, played in 16 regular season games, and three postseason contests, in his most productive NFL season.
- Finished the season with 74 carries, 321 yards and four touchdowns to go along with 10 receptions and two receiving touchdowns.
- Showcased a career performance during the Eagles Super Bowl LII win over New England. He posted a career-high 100 receiving yards, including a 22-yard touchdown catch, to become the fourth rookie in NFL history with 100-plus receiving yards in the Super Bowl.
- Fielded the snap on one of the most memorable trick plays in Super Bowl history, the "Philly Special," when Nick Foles caught a touchdown pass from wide receiver Trey Burton in the fourth quarter of Super Bowl LII.
- His six touchdowns in the regular season tied for the fourth-most by an Eagles rookie running back.
- Tallied a career-best three touchdowns – two rushing, one receiving – in the 51-23 win against Denver (11/5).

COLLEGE:

- A four-year letterwinner who was a member of the all-time winningest senior class in Wisconsin history (team went 41-13 from 2013-16).
- In 43 career appearances, with 15 starts, ran for 3,092 yards and 36 touchdowns on 575 carries, while adding 29 catches for 279 yards and two touchdowns.
- As a senior, earned first-team All-Big Ten honors after posting career-highs in carries (314), rushing yards (1,375) and touchdowns (15) in 13 games. Finished his senior season with eight 100-yard rushing games.
- Played in just four games as a junior after suffering a mid-season injury. Logged 48 carries for 221 yards and five touchdowns in 2015, including a season-best 115 rushing yards and three touchdowns on 11 carries against Rutgers.
- In 2014 as a sophomore, carried the ball 147 times for 949 yards (6.5 avg) and nine touchdowns. Combined with Melvin Gordon to set the single-season FBS record for rushing yards by teammates (3,536).
- Played in 12 games as a freshman, rushing for 547 yards on 67 carries (8.2 avg) with seven touchdowns.

PERSONAL:

- Rated a four-star recruit out of Glassboro, N.J., High School, where he finished his career with 6,245 rushing yards, 34 rushing scores and 90 total touchdowns.
- As a two-way player his senior year, earned first-team all-state honors after rushing for 2,323 yards and 33 touchdowns while also collecting 47 tackles and 8.0 sacks.
- Set the New Jersey state single-game record with 479 rushing yards against Gloucester City.
- Graduated in 2017 with his bachelor's degree in life sciences communication from Wisconsin.

CLEMENT'S NFL TOTALS

Year Team	GP-GS	RUSHING					RECEIVING					
		No	Yds	Avg	Long	TD	No	Yds	Avg	Long	TD	
2017 Philadelphia	16-0	74	321	4.3	28	4	10	123	12.3	28	2	
2018 Philadelphia	11-0	68	259	3.8	32	2	22	192	8.7	23	0	
2019 Philadelphia	4-0	0	0	0.0	0	0	0	0	0.0	0	0	
2020 Philadelphia	15-0	21	75	3.6	7	1	5	25	5.0	12	0	
Totals	46-0	163	655	4.0	32	7	37	340	9.2	28	2	
Playoffs												
2017 Philadelphia	3-0	6	33	5.5	14	0	10	139	13.9	55	1	
Year Team		KICKOFF RETURNS					PUNT RETURNS					
		No	Yds	Avg	Long	TD	No	Yds	Avg	FC	Long	TD
2017 Philadelphia		2	49	24.5	35	0	0	0	0.0	0	0	0
2018 Philadelphia		13	333	25.6	48	0	6	17	2.8	2	10	0
2019 Philadelphia		3	73	24.3	26	0	1	0	0.0	0	0	0
2020 Philadelphia		1	22	22.0	22	0	2	0	0.0	0	0	0
Totals		19	477	25.1	48	0	0	17	2.4	2	10	0

ADDITIONAL STATISTICS

Special Teams Tackles – 2017 (4-2-6) 2018 (2-1-3), 2019 (1-0-1), 2020 (4-1-5). **Totals: (11-4-15).**

SINGLE-GAME HIGHS

Carries – 16 vs. Indianapolis, 9/23/18
Rushing Yards – 56 vs. Indianapolis, 9/23/18
Long Run – 32 vs. N.Y. Giants, 11/25/18
Receptions – 5 at Tampa Bay, 9/16/18
Receiving Yards – 55 at Tampa Bay, 9/16/18
Kickoff Returns – 4 at New Orleans, 11/18/18
Kickoff Return Yards – 114 at New Orleans, 11/18/18
Long Kickoff Return – 48 at New Orleans, 11/18/18

WILL GRIER

3 • Quarterback

6-1 • 220 • 4/3/95
 West Virginia • W(Car)-21
 NFL: 3rd year • Cowboys: 1st year
 Games/Starts: 2020-0/0; Career-2/2
 Postseason: 2020-0/0; Career-0/0



PRO: The Dallas Cowboys added more competition for the backup quarterback spot when they claimed Will Grier off waivers following training camp. Grier, a former Heisman Trophy Finalist at West Virginia, comes to Dallas after spending his first two NFL seasons with the Carolina Panthers. Grier started two games in his rookie season before not seeing any action in 2020. As a former college standout who spent the 2015 season at Florida with current Cowboys Quarterbacks Coach Doug Nussmeier, Grier looks to compete for the lead backup to Prescott.

TRANSACTION SUMMARY:

- 9/1/21:** Claimed off waivers by Dallas.
- 8/31/21:** Waived by Carolina.
- 5/9/19:** Drafted in the third round (100th overall) by Carolina.

2020 (Carolina):

- Did not appear in any games and was inactive for nine of the final eleven contests.

2019 (Carolina):

- Played and started in the final two games, completing 28-of-52 passes for 228 yards and four interceptions.
- Made his NFL debut at Indianapolis, completing 27-of-44 passes for 224 yards and three interceptions.

COLLEGE:

- Three-year starter at West Virginia where he was a Heisman Trophy Finalist and fourth-team All-American in 2018.
- As a senior, led the NCAA in passing yards-per-game (305.6) and ranked fifth in the nation in career pass efficiency (165.1). He also ranked second in the country in touchdown passes (37) and third in passing yards (3,864), along with a career-best 67.0% completion rate.
- Named Maxwell Award Finalist, Johnny Unitas Golden Arm Award Top 5 Finalist and Manning Award Finalist for his efforts in 2018.
- In 2017 started the first eleven games before a hand injury ended his season. Despite the injury, finished with All-Big 12 second-team honors after throwing for 3,490 yards and 34 touchdowns.
- Sat out the 2016 season due to NCAA transfer requirements.
- Played in six games as a true freshman at Florida under the watch of then Gators Offensive Coordinator Doug Nussmeier. In his six appearances during 2015, completed 65.9% of his passes for 1,204 yards, 10 touchdowns and just three interceptions.

Will Grier, cont.

PERSONAL:

- Played quarterback under his father, Chad Grier, at Davidson Day School in Davidson, N.C., Day School.
- Threw for 4,989 yards as a senior and led the nation with 77 touchdowns, along with 1,251 rushing yards and 13 scores on the ground.
- Named the 2013 Parade National Player of the Year, Maxwell Player of the Year and Tom Lemming Offensive Player of the Year.
- Named Mr. Football USA as the nation's top high school player and was a first-team All-American, according to both MaxPreps and 247 Sports.
- Named the Gatorade North Carolina Player of the Year as a junior and senior.
- Earned an invite to the 2014 U.S. Army All-American Bowl, where his 51-yard pass resulted in the longest play of the game.
- Graduated with his bachelor's degree in multidisciplinary studies from West Virginia.

GRIER'S NFL TOTALS

Year Team	GP-GS	PASSING											
		Att	Cmp	Pct	Yds	Yds/Att	TD	TD%	Int	Int%	Long	Sacks	Rating
2019 Carolina.....	2-2	52	28	53.8	228	4.4	0	0.0	4	7.7	28	6/44	33.2
2020 Carolina.....	0-0	0	0	0	0	0	0	0.0	0	0.0	0	0/0	0
Totals	2-2	52	28	53.8	228	4.4	0	0.0	4	7.7	28	6/44	33.2

Year Team	RUSHING				
	No	Yds	Avg	Long	TD
2019 Carolina.....	7	22	3.1	11	0
2020 Carolina.....	0	0	0.0	0	0
Totals	7	22	3.1	11	0

MALIK HOOKER

28 • Safety

6-1 • 214 • 4/2/96
Ohio State • FA-'21
NFL: 5th year • Cowboys: 1st year
Games/Starts: 2020-2/2-Ind; Career-36/35
Postseason: 2020-0/0; Career-1/1



PRO: The Dallas Cowboys improved their secondary when they signed Malik Hooker the first week of training camp. Hooker, the former 15th overall pick from the 2017 NFL Draft, arrives in Dallas after spending the first four years of his career with the Indianapolis Colts. The fifth-year safety has displayed his ability to perform at a high level and could be the player Dallas has coveted from the safety position. His four seasons have not come without struggle, as he missed 14 games in 2020 with a torn Achilles and more than half of his rookie season with a torn ACL and MCL. Despite being sidelined two times, Hooker has 35 starts in 36 games played and has picked off seven passes, recovered a pair of fumbles, made 123 tackles and broke up 11 passes.

TRANSACTION SUMMARY:

- 7/27/21:** Signed a one-year contract with Dallas through 2021.
- 9/22/20:** Placed on Reserve/Injured with an Achilles injury.
- 10/24/17:** Placed on Reserve/Injured with a knee injury.
- 4/27/17:** Drafted in the first round (15th overall) by Indianapolis.

2020 (Indianapolis):

- Was limited to starts in just two games played before tearing his Achilles in the game against Minnesota (9/20) and missing the remainder of the season.
- Opened the year at Jacksonville with five tackles, then added two against the Vikings before the injury.

2019 (Indianapolis):

- Started 13-of-13 games played, missing three with a knee injury and finished the year with 51 tackles, one for a loss, two interceptions, three breakups and a fumble recovery.
- Had five tackles and an interception in the opener at the LA Chargers (9/8).
- Missed three games (Games 4-6) with a knee injury, but returned to log consecutive five-tackle games against Denver (10/27) and at Pittsburgh (11/3), adding his first career tackle for loss in the Steelers game.
- Recovered a fumble against Tennessee (12/1) and had a season-best 10 stops along with his second interception of the season at Tampa Bay (12/8).

2018 (Indianapolis):

- After rehabbing a knee injury suffered as a rookie, returned to start all 14 games he played, missing two with a hip injury.
- Tallied 44 tackles, two interceptions, four breakups and a fumble recovery on the year.
- Notched a career-best 12 tackles at New England (10/4), then picked off his first pass of the season the next game at the N.Y. Jets (10/14).
- After missing the game at Oakland (10/28) with a hip injury, recovered his first career fumble in the game against Jacksonville (11/11) before missing the Tennessee (11/18) game with the hip.
- Added his second interception of the year against the N.Y. Giants (12/23).

2017 (Indianapolis):

- After being selected 15th overall in the NFL Draft, started six of the seven games he played before landing on Reserve/Injured with a knee injury.
- Posted 21 tackles, four breakups and three interceptions.
- Made his NFL debut at the LA Rams (9/10) and had three tackles with one stop on special teams.
- Picked off a pass in three consecutive games - against Arizona (9/17), Cleveland (9/24) and at Seattle (10/1).
- Logged a season-high five tackles against San Francisco (10/8), then played in the next two games, suffering a knee injury against Jacksonville (10/22).

COLLEGE:

- Started 13 of the 26 games he played as a safety at Ohio State, helping lead the Buckeyes to a 2015 Fiesta Bowl win and an appearance in the 2016 College Football Playoff.
- Ended his collegiate career with 84 tackles, 5.5 for loss, a half sack, seven interceptions - three returned for touchdowns - and 11 breakups.
- Led the nation with three interceptions returned for touchdowns as a sophomore in 2016, ranked second with 181 interception return yards and third with seven interceptions. Named first-team All-America and was a Thorpe Award semifinalist, starting all 13 games, adding 74 tackles, 5.5 for loss and half a sack.
- Played in all 13 games, including the Fiesta Bowl in 2015 as a redshirt freshman.
- Redshirted as a true freshman in 2014.

PERSONAL:

- Played two seasons of football as a wide receiver and cornerback at New Castle, Pa., High School, helping his squad to the state playoffs as a senior in 2013.
- Was a Division I basketball recruit after winning consecutive league championships as a sophomore and junior.

HOOKER'S NFL TOTALS

Year Team	GP-GS	DEFENSE							INTERCEPTIONS					FUMBLES REC						
		ST	AT	TT	Sks-Yds	Tkl/Ls	QB Prs	PBU	FF	No	Yds	Avg	Lg	TD	No	Yds	Avg	Lg	TD	
2017 Indianapolis	7-6	15	6-	21	0.0(0)	0(0)	0	4	0	3	73	24.3	32	0	0	0	0.0	0	0	
2018 Indianapolis	14-14	30	14-	44	0.0(0)	0(0)	0	4	0	2	34	17.0	27	0	1	0	0.0	0	0	
2019 Indianapolis	13-13	30	21-	51	0.0(0)	1(-3)	0	3	0	2	39	19.5	26	0	1	3	3.0	3	0	
2020 Indianapolis	2-2	5	2-	7	0.0(0)	0(0)	0	0	0	0	0	0.0	0	0	0	0	0.0	0	0	
Totals	36-35	80	43-	123	0.0(0)	1(-3)	0	11	0	7	146	20.9	32	0	2	3	1.5	3	0	
Playoffs																				
2018 Indianapolis	1-1	1	1-	2	0.0(0)	0(0)	0	0	0	0	0	0.0	0	0	0	0	0.0	0	0	

ADDITIONAL STATISTICS
Special Teams Tackles – 2017 (1-0-1).

SINGLE-GAME HIGHS
Total Tackles – 12 at New England, 10/4/18

HOOKER'S CAREER GAME-BY-GAME DEFENSE

2017 (Indianapolis)

Game	ST	AT	TT	Tkl/Ls	PBU	No/Yds	Lg	TD
L-@ LAR 9/10	2	1-	3					
L-Ari 9/17	1	1-	2		1	1/32	32	0
W-Cle 9/24	2	1-	3		1	1/12	12	0
L-@ Sea 10/1	1	2-	3		1	1/29	29	0
W-SF 10/8	4	1-	5					
L-@ Ten 10/16	3	0-	3		1			
L-Jac 10/22	2	0-	2					
L-@ Cin 10/29				RESERVE/INJURED-Knee				
W-@ Hou 11/5				RESERVE/INJURED-Knee				
L-Pit 11/12				RESERVE/INJURED-Knee				
L-Ten 11/26				RESERVE/INJURED-Knee				
L-@ Jac 12/3				RESERVE/INJURED-Knee				
L-@ Buf 12/10				RESERVE/INJURED-Knee				
L-Den 12/14				RESERVE/INJURED-Knee				
L-@ Bal 12/23				RESERVE/INJURED-Knee				
W-Hou 12/31				RESERVE/INJURED-Knee				
Totals	15	6-	21	4	3/73	32	0	0

2019 (Indianapolis)

Game	ST	AT	TT	Tkl/Ls	PBU	No/Yds	Lg	TD
L-@ LAC 9/8	4	1-	5		1	1/26	26	0
W-@ Ten 9/15	3	0-	3					
W-Atl 9/22	1	1-	2					
L-Oak 9/29				INACTIVE/INJURED-Knee				
W-@ KC 10/6				INACTIVE/INJURED-Knee				
W-Hou 10/20				INACTIVE/INJURED-Knee				
W-Den 10/27	3	2-	5					
L-@ Pit 11/3	3	2-	5	1(-3)				
L-Mia 11/10	1	2-	3					
W-Jac 11/17	0	3-	3		1			
L-@ Hou 11/21	2	5-	7					
L-Ten 12/1	1	3-	4					
L-@ TB 12/8	9	1-	10		1	1/13	13	0
L-@ NO 12/16	1	1-	2					
W-Car 12/22	2	0-	2					
L-@ Jac 12/29				RESERVE/INJURED-Knee				
Totals	30	21-	51	1(-3)	3	2/39	13	0

2018 (Indianapolis)

Game	ST	AT	TT	Tkl/Ls	PBU	No/Yds	Lg	TD
L-Cin 9/9	4	0-	4					
W-@ Was 9/16	1	0-	1					
L-@ Phi 9/23	6	0-	6		1			
L-Hou 9/30	2	0-	2					
L-@ NE 10/4	4	8-	12					
L-@ NYJ 10/14	1	0-	1		1	1/27	27	0
W-Buf 10/21	0	1-	1					
W-@ Oak 10/28				INACTIVE/INJURED-Hip				
W-Jac 11/11	4	0-	4					
W-Ten 11/18				INACTIVE/INJURED-Hip				
W-Mia 11/25	1	1-	2					
L-@ Jac 12/2				RESERVE/INJURED-Knee				
W-@ Hou 12/9	1	0-	1					
W-Dal 12/16	0	1-	1					
W-NYG 12/23	4	2-	6		1	1/7	7	0
W-@ Ten 12/30	2	1-	3		1			
Totals	30	14-	44	4	2/34	27	0	0

2020 (Indianapolis)

Game	ST	AT	TT	Tkl/Ls	PBU	No/Yds	Lg	TD
L-@ Jac 9/13	3	2-	5					
W-Min 9/20	2	0-	2					
W-NYJ 9/27				RESERVE/INJURED-Achilles				
W-@ Chi 10/4				RESERVE/INJURED-Achilles				
L-@ Cle 10/11				RESERVE/INJURED-Achilles				
W-Cin 10/18				RESERVE/INJURED-Achilles				
W-@ Det 11/1				RESERVE/INJURED-Achilles				
L-Bal 11/8				RESERVE/INJURED-Achilles				
W-@ Ten 11/12				RESERVE/INJURED-Achilles				
W-GB 11/22				RESERVE/INJURED-Achilles				
L-Ten 11/29				RESERVE/INJURED-Achilles				
W-@ Hou 12/6				RESERVE/INJURED-Achilles				
W-@ LV 12/13				RESERVE/INJURED-Achilles				
W-Hou 12/20				RESERVE/INJURED-Achilles				
L-@ Pit 12/27				RESERVE/INJURED-Achilles				
W-Jac 1/3/21				RESERVE/INJURED-Achilles				
Totals	5	2-	7					

Playoffs

W-@ Hou 1/5/19	1	1-	2					
L-@ KC 1/12/19				INACTIVE/INJURED-Hip				
Totals	1	1-	2					

Playoffs

L-@ Buf 1/9/21				RESERVE/INJURED-Achilles				
----------------	--	--	--	--------------------------	--	--	--	--