



REGULAR SEASON GAME #1 - SUNDAY, SEPTEMBER 8, 2019
 DALLAS COWBOYS VS. NEW YORK GIANTS
 AT&T STADIUM - ARLINGTON, TX - 3:25 P.M. (CDT)

DELIVERED BY:



KDFW FOX 4 DFW

Play-By-Play: Joe Buck
 Analyst: Troy Aikman
 Sideline Reporter: Erin Andrews

KRLD-FM 105.3 THE FAN

Play-By-Play: Brad Sham
 Analyst: Babe Laufenberg
 Sideline Reporter: Kristi Scales

KXTX Telemundo 39 DFW

Play-By-Play: Victor Villalba
 Analyst: Luis Perez
 Sideline Reporter: Carlos Nava

COMPASS MEDIA (National)

Play-By-Play: Kevin Ray
 Analyst: Danny White

KMVK-FM 107.5 Mega

Play-By-Play: Victor Villalba
 Analyst: Luis Perez

FOR MORE INFORMATION, PLEASE VISIT

DALLASCOWBOYS.COM

★ **COWBOYS PR ON TWITTER** ★

The official Twitter account of the Dallas Cowboys Public Relations team (@DallasCowboysPR) will provide pertinent stats, information, transactions, game updates and more throughout the week and on gameday. Follow us for the most up-to-date info related to the Cowboys organization.

★ **BY THE NUMBERS** ★

6

Since opening AT&T Stadium in 2009, the Cowboys have played their first home game of the year against the Giants six times, winning four-of-six contests.

7

Dallas finished the 2018 season 7-1 at home, tying the 2016 squad for the most wins in a single-season at AT&T Stadium since it opened in 2009. The Cowboys also went 5-1 against division opponents in 2018, including a 3-0 record at home.

11

Dallas finished the 2019 preseason with 11 takeaways, the most in the NFL, and the most by a Cowboys defense in the preseason since stats started being tracked in 2000. The previous high was 10 takeaways, recorded in 2001, 2010 and 2013.



QUICK FACTS:

DALLAS COWBOYS (0-0)
 VS
 NEW YORK GIANTS (0-0)
Series Record:
 Dallas leads the series 66-46-2



Last Meeting:
 Dallas 36, @ New York 35, Dec. 30, 2018

Last Meeting in Dallas:
 Dallas 20, New York 13, Sept. 16, 2018

Last Cowboys Win:
 Dallas 36, @ New York 35, Dec. 30, 2018

Series Streak:
 Dallas has won the last four, and nine of the last 12.

★ **THIS WEEK'S SCHEDULE** ★

Tuesday, September 3

Players' day off - no availability

Wednesday, September 4

10:35 a.m. Coach Garrett press conference
 11:15 a.m. Practice - first portion open to local media
 1:30 p.m. Locker room open

Thursday, September 5

10:35 a.m. Coach Garrett press conference
 11:15 a.m. Practice - first option open to local media
 1:10 p.m. Coordinators Available
 1:30 p.m. Locker room open

Friday, September 6

10:35 a.m. Coach Garrett press conference
 11:15 a.m. Practice - first portion open to local media
 12:45 p.m. Locker room open

Saturday, September 7

Player meetings - no availability

Sunday, September 8

3:25 p.m. Dallas Cowboys vs. New York Giants

★ **DALLAS COWBOYS OMG** ★

The Cowboys launched a new media website at www.NFLOMG.com. Please follow the link and click on the Cowboys logo to access the team's page. For access, please send an email request to dcpr@dallascowboys.net.

The Cowboys NFL OMG site will contain the complete 2019 Media Guide, all weekly game notes and packets, player bios and rosters, Cowboys staff information and bios, weekly flip cards, a game tracker, all team and individual records and statistics, historical information, daily press releases and much more. The packets and media guide are updated weekly during the season and available in a PDF format for printing purposes. On gamedays, the site will host live statistics, updated player notes, postgame quotes and more. For guest access to the site, please use:

username: cowboysguest
password: cowboys2019

★ TABLE OF CONTENTS ★

Radio and TV broadcast info	1
Dallas Cowboys Media Schedule	1
Dallas Cowboys OMG info.....	1
Cowboys PR contact info.....	1
Dallas Cowboys Art Collection Ticket Art	2
Dallascowboys.com	2
2018 Season In Review Roundup	3
Jason Garrett Facts and Figures	4
Jason Garrett bio	4
Opposing Head Coach Bio	4
What to Watch For	5
2018 Pro Bowl Cowboys.....	6
2018 All-Pro Cowboys.....	6
Cowboys Head Coaching History	6
500 Wins.....	6
Dallas Cowboys on Opening Day	7
Player Highlights against N.Y. Giants	8
Series History.....	8
Cowboys Against the NFC East.....	8
AT&T Stadium Record When	9
Sold Out Stadiums.....	9
Winning Tradition	9
2018 Season Breakdown.....	10
Individual Notes	11-24
Dak Prescott.....	11-15
Ezekiel Elliott.....	16-18
Amari Cooper	19
Jason Witten.....	20-21
Leighton Vander Esch	22
Jaylon Smith.....	22
DeMarcus Lawrence	23
Byron Jones	23
Brett Maher.....	24
Chris Jones	24
2019 Preseason Stats.....	25
2019 Defensive Stats.....	26
2018 Regular Season Stats.....	27
2018 Defensive Stats	28
Unofficial Depth Chart	29
Pronunciation Guide	29
Coaching Staff	29
Alphabetical Roster.....	30
Numerical Roster	31
Positional Roster.....	32
How The Cowboys Were Built	33
Contract Status	33
When The Cowboys Were Built	34
Transactions by Date	35
Transactions by Player	36

★ DALLAS COWBOYS ART COLLECTION ★

The Dallas Cowboys unveiled their 2019 home season tickets in the first home contest against the Houston Texans, with each featuring a work of art from the Dallas Cowboys Art Collection featured at AT&T Stadium.

All season ticket members and suite ticket members will receive commemorative tickets featuring the art of the Dallas Cowboys Art Collection, which includes Dave Muller's "Solar Arrangement," Trenton Doyle Hancock's "From A Legend To A Choir," Lawrence Weiner's "Brought Up To Speed," Wayne Gonzales' "Cheering Crowd," Terry Haggerty's "Two Minds," Olafur Ellasson's "Moving Stars Takes Times," Gary Simmons' "Blue Field Explosions," Matthew Ritchie's "Line of Play," Doug Aitken's "New Horizon," Mel Bochner's "Win!," Franz Ackermann's "Coming Home (And Meet Me) At The Waterfall" and Teresita Fernandez's "Starfield."

The Dallas Cowboys and AT&T Stadium are family businesses, and the art collection in the stadium and The Star in Frisco reflects the intimacy of a personal vision. Unlike most private collections, this one is accessible to massive crowds. It is there to be seen, week after week, season after season, by tourists just passing through and by regulars who return again and again. The collection consists of 86 works of art by 56 established and emerging artists. The works in the collection are united by their boldness, vigor, and resolve. They not only hold their own in a crowd, but have the power to transform massive public spaces into impossible- to-mistake locations where visitors from all over the world come together.



★ DALLASCOWBOYS.COM ★



The Dallas Cowboys official website is your one-stop shop for all breaking news, analysis and opinion, along with unique X's and O's breakdown featured in written content, videos and radio podcasts. DallasCowboys.com offers the best collection of timely articles, press conferences and videos, combined with the best spot to purchase tickets and order merchandise from the Cowboys Pro Shop. From the latest news to the latest apparel, there is no better place to visit than DallasCowboys.com.

To view the latest press conferences featuring Head Coach Jason Garrett, player interviews from daily locker room sessions, radio interviews with Cowboys front office executives and Dallas Cowboys game highlights, visit <https://www.dallascowboys.com/all-media/>



Round Up

2018 Season In-Review



2018 NFC East
Division Champions

DALLAS COWBOYS (10-6, 1-1) • 2018 SEASON HIGHLIGHTS

2K

EZEKIEL ELLIOTT TALLIED 2,001 SCRIMMAGE YARDS AND LED THE NFL IN RUSHING (1,434)

- ★ Elliott became the fifth player since the 1970 NFL Merger to lead the NFL in rushing twice in his first three seasons, joining Emmitt Smith (1991-92) as the only Cowboys players to accomplish the feat.
- ★ Elliott finished with 77 receptions out of the backfield, the most single-season catches by a Cowboys running back, and became only the second Dallas rusher to record 1,000 rushing yards and 500 receiving yards in a single-season (Herschel Walker, 1988).
- ★ Elliott was named to his second Pro Bowl, and earned second-team All-Pro honors in his third NFL season.

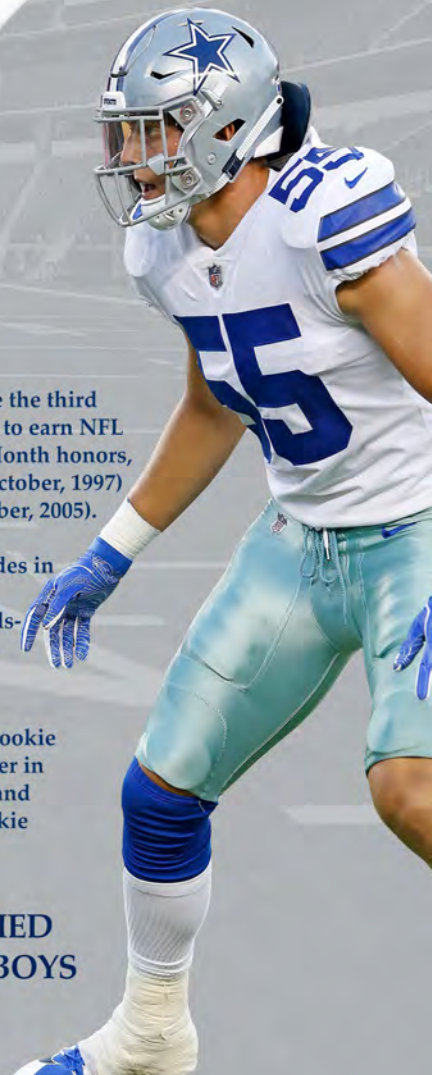
★ Vander Esch (Nov.) became the third rookie in franchise history to earn NFL Defensive Rookie of the Month honors, joining Dexter Coakley (October, 1997) and DeMarcus Ware (October, 2005).

★ The Dallas defense made significant strides in 2018, finishing sixth in points-per-game (20.3), seventh in total defense (329.3 yards-per-game) and sixth in big plays (20-plus yards) allowed with 52.

★ Vander Esch became the first Cowboys defensive rookie in 37 years to make the Pro Bowl and only third ever in franchise history along with Everson Walls (1981) and Mel Renfro (1964). Vander Esch is just the 11th rookie overall in Cowboys history to make the Pro Bowl.

176

LEIGHTON VANDER ESCH TALLIED 176 TACKLES - MOST BY A COWBOYS ROOKIE DEFENDER



JASON GARRETT

Head Coach 2011-2018



★ AWARDS & HONORS ★



2016 NFL Coach of the Year

2007 Pro Football Weekly's
NFL Assistant Coach of the Year



3 NFC East Division Titles



23 Different players selected to
the Pro Bowl since 2010 for
a total of 49 appearances.

★ TOP FINISHES ★

Since 2014, Jason Garrett has led the offense to the top of the rankings in several key categories:

- 1st** Yards-Per-Rush (4.62)
- 2nd** Rush Yards-Per-Game (134.7)
- 5th** Rushing Touchdowns (79)
- 5th** Completion Percentage (65.9%)
- 10th** Passing Yards-Per-Attempt (7.46)

1 Jason Garrett is the first former Dallas Cowboys player to become the team's head coach.

★ HEAD COACHES ★

JASON GARRETT (77-59, 9th Year)

Jason Garrett was named the eighth head coach in Dallas Cowboys history on January 5, 2011. Garrett became the first former Cowboys player to become the team's head coach. As a backup quarterback during his playing career in Dallas, he started nine-of-23 games played and was a member of teams that won six division titles and three Super Bowl championships.

Garrett was elevated to the Cowboys top job after taking over as the team's interim head coach midway through 2010. He guided the club to a 5-3 mark to finish the season after the team started 1-7. He led Dallas to an 8-8 record, narrowly missing the playoffs and an NFC East Division title in each his first three full seasons as head coach (2011-13). Garrett guided the 2014 squad to an NFL-best tying 12-4 record, the club's 22nd Division title - 18th NFC East title - 31st postseason appearance and 34th playoff win. His team fought through adversity in 2015, slipping to 4-12 on the season. The team bounced back under Garrett in 2016, completing the club's largest one-season turnaround in franchise history with a nine-game difference, finishing with a 13-3 record in 2016. The record included beginning the season 0-1 and going on to win 11 straight games - the longest single-season win streak in team history. Garrett's Cowboys won their second division championship with him at the helm, while earning the NFC's top overall seed and hosting an NFC Divisional Playoff Game for the first time since 2007. He was named AP Coach of the Year for his team's 2016 accomplishments. The 2018 Cowboys finished 10-6, making the playoffs for the fourth time in Garrett's tenure, and giving them three consecutive winning seasons for the first time since 2007-09.

From 2007-13, when Garrett was brought on board as the Cowboys offensive coordinator, the unit finished among the NFL's top-10 in total offense in five of his seven years at the helm: 2013 (10th), 2012 (6th), 2010 (10th), 2009 (2nd) and 2007 (2nd). The team has set single-season records in a handful of categories, including topping 6,000 net yards for the first four times in franchise history (2009- 6,390; 2011 - 6,008; 2014 - 6,138 and 2016 - 6,027). Since his arrival in 2007, the club's cumulative numbers for gross passing yards (39,993) and total points (3,919) represent the best totals over a 10-year span in the history of the organization while the club's 58,567 total net yards are second.

PAT SHURMUR (5-11, 2nd Year)

Pat Shurmur was named the 18th head coach in Giants history on Jan. 22, 2018. Shurmur led the Giants to a 5-11 record in his first season, a two-game improvement from the 3-13 team he inherited from the year prior. The new offensive system he implemented led to the largest increase in points from one season to the next (246 to 369) in 85 years for the Giants. Under Shurmur, the Giants per-game averages in points and total, rushing and passing yards all improved in 2018.

Now a 21-year NFL coaching veteran, Shurmur joined the Giants after a two-year stint with the Minnesota Vikings, including 27 games as offensive coordinator. He was named the 2017 NFL Assistant Coach of the Year by the Pro Football Writers Association. He was also head coach of the Cleveland Browns from 2011-12. Shurmur has been a part of teams that have qualified for nine postseason berths, won seven division titles, and advanced to one Super Bowl (he was on the Eagles staff when they played in Super Bowl XXXIX against New England to cap the 2004 season). In 2017 the Vikings were one-of-four teams with an NFL-best 13-3 record and won the NFC North championship. In 2016, Shurmur joined the Vikings as their tight ends coach. For the final nine games of the season, he was also the team's offensive coordinator, a title he retained in 2017.

Prior to his arrival in Minnesota, Shurmur spent three seasons as the offensive coordinator of the Philadelphia Eagles, his second stint with the club. Shurmur served as the interim head coach for the 2015 regular season finale after Chip Kelly's dismissal and guided Philadelphia to a 35-30 victory over the Giants. Before joining the Eagles, Shurmur was the Browns coach, the first head coaching opportunity of his career. He was the 13th head coach in franchise history, and the sixth since the franchise's revival in 1999.

Shurmur's NFL coaching career began in Philadelphia, where he was an Eagles assistant for 10 seasons under Andy Reid (1999-2008). Before joining the Eagles, Shurmur spent the 1998 season at Stanford University as the offensive line coach. His group helped first-year quarterback Todd Husak become only the third quarterback in school history to throw for more than 3,000 yards. Prior to his stint at Stanford, Shurmur coached the tight ends, special teams and offensive line at his alma mater, Michigan State University, from 1990-97.

★ WHAT TO WATCH FOR IN WEEK 1 ★

4

DAK PRESCOTT

- * Recorded his 32nd win versus the Giants - the fifth-most by a quarterback in his first three seasons in NFL history.
- * Became the first quarterback in team history to start 16 games in each of his first three seasons.
- * Established an NFL record for the most game-winning drives in a quarterback's first three seasons (14).
- * Tied the NFL record for the most games with a 100.0 quarterback rating in a player's first three seasons (24).
- * Became the first quarterback in NFL history to post at least 20 passing touchdowns and five rushing touchdowns in each of a player's first three seasons.
- * Has 10 career passing touchdowns against the N.Y. Giants, his most against any single opponent, along with two game-winning drives in six career starts.
- * Needs 25 completions to reach 1,000 for his career.

21

EZEKIEL ELLIOTT

- * Became the 11th player, fifth since the merger (first Dallas Cowboy), to win the league rushing title at least twice in a player's first three seasons.
- * Posted a career-best 77 receptions to become the first running back to lead the Cowboys in receptions since Richie Anderson in 2003.
- * Became the third player in NFL history with at least 4,500 scrimmage yards and 30 touchdowns in a player's first 35 career games after posting 2,001 total yards in 2018.
- * Needs two rushing touchdowns to reach 30 in his career - tying Walt Garrison for seventh in team history.

19

AMARI COOPER

- * Led the team with 725 yards and six touchdowns on 53 receptions (third) after being acquired in a trade with Oakland on Oct. 22.
- * Became only the third player in team history with 200-plus receiving yards and three scores in a single game, posting 217 yards and three touchdowns against the Eagles (12/19/18).
- * After his trade to Dallas in Week 9, he converted 39-of-53 receptions for a first down, which at 74% ranked sixth in the NFL over his time with the Cowboys.
- * Needs 92 yards to reach 4,000 receiving yards in his career.

82

JASON WITTEN

- * With an appearance in the game against the Giants, Witten will become the longest tenured Cowboys player, playing in his 16th NFL season with Dallas. He owns the record for games played (239) and games started (229).
- * Witten has recorded 154 catches against the Giants in his career, which is the most by any player against New York in its team history, and it is the sixth-most by a player against any single opponent in NFL history.
- * Needs two touchdown receptions to reach 70 for his career, and with five, would tie Dez Bryant for the most in Cowboys history.

90

DEMARCUS LAWRENCE

- * Lawrence led the team with 10.5 sacks in 2018, marking the first time a Dallas defender recorded consecutive double-digit sack seasons since DeMarcus Ware (2007-11).
- * He has recorded 3.5 sacks against Eli Manning in his career, his second-most sacks against a single quarterback (Kirk Cousins, 5.0).
- * Needs 6.0 sacks to become the 11th Cowboys defender to reach 40.0 in a career.

31

BYRON JONES

- * Jones locked down opposing receivers in 2018, allowing a catch on only 53% of targets against him. He was one-of-three corners to play 50% of snaps, allow a completion rate of less than 55% and fewer than two touchdowns in 2018. (per PFF)
- * Jones led the defense with 15 pass breakups and finished fifth with 76 tackles.
- * Allowed only 94 yards after the catch in 2018, the fifth-fewest in the NFL.

55

LEIGHTON VANDER ESCH

- * Established a franchise rookie record with a team-leading 176 tackles. Also was only the sixth rookie to reach 100 tackles in a season. It was the fourth-highest tackle tally by any Dallas defender in a single season.
- * Set a single-game rookie team record with 19 tackles.
- * Needs 24 tackles to reach 200 for his career. Since 1977 when coaching film was first used to grade tackles, the fastest Cowboys defender to 200 career tackles is Dexter Coakley, who reached the milestone in 24 games.

★ PRO BOWL COWBOYS ★

Eight Dallas Cowboys were selected to the 2018 NFL Pro Bowl - most since 2014. Five of the eight players representing Dallas were from the offense, including two from the offensive line, with both making return trips to the league's annual all-star game.

Tackle Tyron Smith headlines the offensive line, as the eighth-year pro was selected to his sixth overall and sixth consecutive trip (2013-18) to the game - tied with Rayfield Wright for the most by a Cowboys offensive tackle. Joining him on the line was guard Zack Martin (2014-18), as he notched his fourth consecutive selection.

Running back Ezekiel Elliott earned his second selection, first since his rookie season in 2016, after leading the NFL in rushing with 1,434 for the second time in three seasons.

Quarterback Dak Prescott received his second Pro Bowl designation as an injury replacement for Drew Brees. Prescott threw for 3,885 yards on 356-of-526 passes - all career-highs - and 22 touchdowns. He also finished second on the team in rushing with 305 yards on a franchise quarterback record 75 carries and six scores.

Wide receiver Amari Cooper was acquired in a midseason trade with the Oakland Raiders and led the team in receiving with 725 yards and six touchdowns on 53 receptions in nine games. Combined with his six previous games with the Raiders in the early portion of 2018, Cooper posted his third 1,000-yard receiving season with 1,005 yards on 75 receptions and seven touchdowns to receive his third trip to the Pro Bowl - first as a Cowboy as a replacement for Michael Thomas.

Three players from the defense also received recognition, headlined by defensive end DeMarcus Lawrence, who made his second appearance in the Pro Bowl after notching a team-best 10.5 sacks to mark the first time a Dallas defender has posted double-digit sacks in consecutive seasons since DeMarcus Ware had a streak of five (2007-11).

Byron Jones was selected to his first Pro Bowl after leading the team with a career-high 15 pass breakups.

Leighton Vander Esch was selected as a replacement for Luke Kuechly. He led the team with a franchise rookie record 176 tackles to become the 11th rookie in franchise history to make the Pro Bowl, third rookie defender (Mel Renfro - 1964; Everson Walls - 1981) and the first rookie linebacker.

2018 Dallas Cowboys Pro Bowlers

Player	Selection
Tyron Smith, T*	Sixth
Zack Martin, G*	Fifth
Amari Cooper, WR^	Third
Ezekiel Elliott, RB	Second
DeMarcus Lawrence, DE*	Second
Dak Prescott, QB^	Second
Byron Jones, CB	First
Leighton Vander Esch, LB^	First

For the third time in the last five seasons (2014, 16, 18), the Dallas Cowboys coaching staff was selected to coach the NFL Pro Bowl squad.

*indicates starter
^indicates injury replacement

★ ALL-PRO SELECTIONS ★

Four members of the Dallas Cowboys were named to the 2018 Associated Press All-Pro Team:

2018 Dallas Cowboys All-Pros

Player	Team
Zack Martin, G	First
Ezekiel Elliott, RB	Second
Byron Jones, CB	Second
Leighton Vander Esch, LB	Second

Zack Martin (first-team) earned his fifth selection to the All-Pro Team, fifth consecutive season, while it was the first for Byron Jones (second-team) and Leighton Vander Esch (second-team).

Martin previously made the first-team in three prior seasons (2014-16) before being named to the second team in 2017. He has started 78 games, missing only two games, since being drafted in the first round of the 2014 NFL Draft by Dallas.

Elliott led the NFL with 1,434 rushing yards and 304 carries to receive his second selection on the All-Pro team, as he previously made the first-team as a rookie in 2016.

Jones earned his first All-Pro recognition after leading the team with a career-best 15 pass breakups and held opposing receivers to a 53.6 percent catch rate.

Vander Esch led the team with a rookie record 176 tackles to become the fifth rookie - first defender - in team history to make the All-Pro team in his first season.

★ WINNING HEAD COACH ★

For the first time as a head coach, and first time for the franchise since 2007-09, the Dallas Cowboys posted three consecutive winning seasons following a 10-6 finish in 2018.

Under Garrett's direction, the team secured its second NFC East divisional title with a 13-3 record in 2016, and he was named AP Coach of the Year. He also had an 11-game win streak to establish the longest single-season win streak in franchise history. Garrett won his 50th regular season game at Green Bay (10/16/16) to become only the second head coach in franchise history to reach 50 wins. He tied his personal best with the club's 12th win of the season against Tampa Bay (12/18/16) - tied for the second-most wins by a Cowboys head coach. It also marked Garrett's second 12-win season to give him the third-most 12-plus win seasons by a Dallas head coach. He then bettered his personal-best with his 13th win against Detroit (12/26/16), while tying Jimmy Johnson (1992) and Wade Phillips (2007) for the most wins by a Cowboys head coach in a single season.

Garrett wrapped up the 2014 regular season with a record of 12-4 - the fifth coach to reach 12 wins-or-better in a season in team history. He also secured his first NFC East Division title as the head coach. Against the N.Y. Giants (10/19/14), Garrett passed former head coaches Bill Parcells and Phillips with his 35th regular season win to place fourth in team history. He passed Barry Switzer for third with his 41st victory at Washington (12/28/14), then moved into second over Johnson (44) at Washington (12/7/15).

Including his 10-6 record in 2018, Garrett's current regular season record as the head coach of the Dallas Cowboys stands at 77-59, with the second-most wins all-time in team history:

Most Regular Season Wins by a Cowboys Head Coach

Coach	Years	Won	Loss	Tied	Pct
Tom Landry	1960-88	250	162	6	.605
Jason Garrett*	2010-18	77	59	0	.567
Jimmy Johnson	1989-93	44	36	0	.550
Barry Switzer	1994-97	40	24	0	.625
Bill Parcells	2003-06	34	30	0	.531
Wade Phillips	2007-10	34	22	0	.607
Chan Gailey	1998-99	18	14	0	.563
Dave Campo	2000-02	15	33	0	.313

*Record under Coach Garrett includes games as interim head coach in 2010.

★ BACK-TO-BACK-TO-BACK ★

The Dallas Cowboys 10-6 finish in 2018 served as the 37th winning season in the franchise's 59 seasons since 1960. Combined with the team's 13-3 record in 2016 and 9-7 finish in 2017, it marked the first time Dallas posted three straight winning seasons since 2007-09.

Overall, it was the fourth time in team history that the Cowboys posted a streak of three-consecutive winning seasons:

Consecutive Winning Seasons - Dallas Cowboys

Streak	Seasons
20	1966-85
6	1991-96
5	2005-09
3	2016-18

★ GETTING TO FIVE HUNDRED ★

The Dallas Cowboys notched the franchise's 500th regular season win after a victory at the N.Y. Giants (12/10/17). Dallas reached that mark in 879 games, second-fastest all-time in NFL history only to Chicago's league-best 863 games. The win also served as Jerry Jones' 250th regular season win as the Dallas Cowboys Owner, President and General Manager:

Fastest to 500 Wins (Regular Season) - NFL History

Team	Founded	500th Win	Gms	All-Time Win Total
Chicago	1920	11/17/85	863	749-579-42
Dallas	1960	12/10/17	879	502-374-6
San Francisco	1950	10/20/13	929	528-460-14
N.Y. Giants	1925	12/11/94	935	687-585-33
Indianapolis	1953	12/5/16	946	506-453-7
Green Bay	1921	11/13/94	962	737-562-37
LA Rams	1937	11/18/07	969	555-559-21
Washington	1932	9/12/04	979	593-581-28
Pittsburgh	1933	9/16/07	998	614-538-20
Philadelphia	1933	11/15/10	1,059	563-590-25
Detroit	1930	10/2/11	1,125	553-648-32
Arizona	1920	9/30/12	1,228	550-730-40

★ COWBOYS & DR PEPPER ★



Dr Pepper, an official soft drink of the Dallas Cowboys, is the presenting partner of this upcoming Sunday's Cowboys-Giants game. On game day, Dr Pepper will be sampling Dr Pepper products on the Miller Lite Plaza pregame. As part of their So Nice to Treat You Campaign, promo members will be treating tailgators outside the stadium with free Dr Pepper products and Dr Pepper branded Otterbox coolers while supplies last. They will be also be providing 80,000 rally towels for fans in attendance upon arrival. In the third quarter, Dr Pepper will be treating fans to free Dr Pepper 12-pack coupons on the Dr Pepper Deck while supplies last. Five (5) lucky winners will be chosen at random during this time to win the ultimate postgame experience, which will include postgame field passes, Dr Pepper swag, and Dr Pepper branded Otterbox coolers. Dr Pepper is a proud partner of the Dallas Cowboys.

★ SEASON OPENERS ★

Dallas enters 2019 trailing only Denver (.669) for the league's best all-time opening-day win percentage (.652). Dallas' 38 opening-day wins rank 10th all-time in league history.

Top-Five Opening Day Winning Percentages		
Team	Record	%
Denver	39-19-1	.669
Dallas	38-20-1	.652
Green Bay	56-39-3	.586
Minnesota	33-24-1	.578
Chicago	54-40-5	.571
N.Y. Giants	50-39-5	.558

Dallas won 17 consecutive season-opening games from 1965-1981. That streak is the longest opening-day win streak in the history of the NFL. The next longest streaks are Miami (11, 1992-02), Detroit (10, 1930-39), New England (10, 2004-13), Chicago (9, 1984-92), Baltimore Colts

(8, 1955-62) and Pittsburgh (8, 2003-10).

Dallas lost its first-ever season opener 28-35 against the Pittsburgh Steelers on Sept. 24, 1960. Dallas came back the next season to beat Pittsburgh 27-24 on Sept. 17, 1961 to claim its first-ever season-opening win. Last season, Dallas lost to the Carolina Panthers 16-8 on the road to open the 2018 season.

This season Dallas opens against the Giants for the 10th time, the eighth at home, and owns an 8-1 record in openers against New York.

★ COACHES ON OPENING DAY ★

This week's opener against the N.Y. Giants is the Cowboys 60th season opener. Dallas holds a 38-20-1 opening-day record. This is Jason Garrett's eighth full season as the club's head coach.

Below is a coach-by-coach look at how the leader of the Cowboys fared on opening day:

Coach	Years	W	L	T	Win Pct	1st Game	Lng Win Strk	Lng Loss Strk
Tom Landry	1960-88	22	6	1	.776	L	17	2
Jimmy Johnson	1989-93	3	2	0	.600	L	3	1
Barry Switzer	1994-97	3	1	0	.750	W	2	1
Chan Gailey	1998-99	2	0	0	1.000	W	2	0
Dave Campo	2000-02	0	3	0	.000	L	0	3
Bill Parcells	2003-06	1	3	0	.250	L	1	2
Wade Phillips	2007-10	3	1	0	.750	W	3	1
Jason Garrett	2011-18	4	4	0	.500	L	2	1
Totals	1960-18	38	20	1	.652		17	3

★ 2018 STAT COMPARISON ★

(league ranking)

	Cowboys	Giants
Record	10-6	5-11
Scoring Avg. (NFL rank)	21.2 (22)	23.1 (16)
Opp. Scoring Avg. (NFL rank)	20.3 (6)	25.8 (23)
Total Off. (NFL rank)	343.8 (22)	356.1 (17)
Rushing Off. (NFL rank)	122.7 (10)	103.1 (24)
Passing Off. (NFL rank)	221.1 (23)	252.9 (11)
Total Def. (NFL rank)	329.3 (7)	371.4 (24)
Rushing Def. (NFL rank)	94.6 (5)	118.6 (20)
Passing Def. (NFL rank)	234.7 (13)	252.8 (23)
Kickoff Return Avg.	21.8 (20)	24.4 (7)
Punt Return Avg.	5.7 (31)	6.2 (28)
Turnover Margin	+3 (12)	+2 (13t)
Penalties	104	114
Penalty Yards	885	951
Opp. Penalties	89	110
Opp. Penalty Yards	681	944

★ OPENING DAY PERFORMANCES ★

As the Dallas Cowboys prepare to open their 60th season, it would seem fitting to take a look back at Dallas' top team and individual performances on opening day:

TEAM				
Total Yards				
Date	Opponent	Score	W/L	Total Yards
9/4/78	vs. Baltimore	38-0	W	583
9/15/68	vs. Detroit	59-13	W	542
9/12/99	at Washington	41-35 (OT)	W	541
9/18/66	vs. N.Y. Giants	52-7	W	518
9/7/08	at Cleveland	28-10	W	487

Total Rushing Yards				
Date	Opponent	Score	W/L	Rush Yards
9/4/78	vs. Baltimore	38-0	W	278
9/4/95	at N.Y. Giants	35-0	W	232
9/6/81	at Washington	26-10	W	206
9/15/74	at Atlanta	24-0	W	205
9/20/70	at Philadelphia	17-7	W	198

Total Passing Yards				
Date	Opponent	Score	W/L	Pass Yards
9/15/68	vs. Detroit	59-13	W	381
9/18/66	vs. N.Y. Giants	52-7	W	374
9/12/99	at Washington	41-35 (OT)	W	355
9/12/04	at Minnesota	17-35	L	352
9/13/09	at Tampa Bay	34-21	W	344

Points Scored				
Date	Opponent	PF	PA	W/L
9/15/68	vs. Detroit	59	13	W
9/18/66	vs. N.Y. Giants	52	7	W
9/19/71	at Buffalo	49	37	W
9/9/07	vs. N.Y. Giants	45	35	L
9/9/85	vs. Washington	44	14	W

INDIVIDUAL					
Total Rushing Yards					
Date	Opponent	Score	W/L	Player	Rush Yards
9/4/94	at Pittsburgh	26-9	W	E. Smith	171
9/4/95	at N.Y. Giants	35-0	W	E. Smith	163
9/5/83	at Washington	31-30	W	T. Dorsett	151
9/4/78	vs. Baltimore	38-0	W	T. Dorsett	147
9/7/92	vs. Washington	23-10	W	E. Smith	140

Total Passing Yards					
Date	Opponent	Score	W/L	Player	Pass Yards
9/12/99	at Washington	41-35 (OT)	W	T. Aikman	362
9/18/66	vs. N.Y. Giants	52-7	W	D. Meredith	358
9/12/04	at Minnesota	17-35	L	V. Testaverde	355
9/13/09	at Tampa Bay	34-21	W	T. Romo	353
9/13/82	vs. Pittsburgh	28-36	L	D. White	347

Total Receiving Yards					
Date	Opponent	Score	W/L	Player	Rec. Yards
9/16/62	vs. Washington	35-35	T	F. Clarke	241
9/18/66	vs. N.Y. Giants	52-7	W	B. Hayes	195
9/24/60	vs. Pittsburgh	28-35	L	J. Doran	154
9/12/99	at Washington	41-35 (OT)	W	R. Ismail	149
9/12/10	at Washington	7-13	L	M. Austin	146

★ PLAYER HIGHLIGHTS ★

Anthony Brown - CB

Two of his four career interceptions are against the Giants, including the first of his career at the N.Y. Giants (12/11/16). Recorded four tackles and two passes defended in 2018.

Tyrone Crawford - DT

Totaled 30 tackles, 3.0 sacks, a tackle for loss and 10 quarterback pressures in 11 games. Posted a career-best six tackles against the N.Y. Giants (10/19/14). Recorded a season-high five tackles, a pressure and a sack in one game in 2018.

Ezekiel Elliott - RB

Amassed 340 yards on 85 attempts (4.0) and two touchdowns in four career games. Has a pair of 100-yard games and ran for 78 yards and a touchdown in one game against the N.Y. Giants last season.

Blake Jarwin - TE

Had a career day in the 2018 regular season finale, hauling in seven catches for three touchdowns and 119 yards. All of his career touchdowns came against the N.Y. Giants in Week 17.

Byron Jones - S

Tallied 41 tackles and four breakups in eight games. Made 12 stops during the 2018 series.

DeMarcus Lawrence - DE

Collected 16 tackles, 3.5 sacks, three tackles for loss and 13 pressures in eight games. Had two tackles, two sacks, a tackle for loss and three pressures in two games in 2018.

Dak Prescott - QB

In six starts is 4-2 with 1,539 passing yards – most against any opponent – on 129-of-220 attempts with 10 touchdowns and two interceptions in six games. Has not thrown an interception against the N.Y. Giants in his previous 151 attempts, dating back to 2016. Notched five touchdowns in 2018, matching his total from his first two seasons combined.

Jaylon Smith - LB

Recorded 33 tackles, a pressure and a forced fumble in four games. Recorded 18 tackles with a pressure in the 2018 series.

Jason Witten - TE

Has logged 154 receptions on 215 targets for 1,568 yards and 15 touchdowns in 30 career games against the N.Y. Giants – the most games of any active Cowboy. Has more career touchdowns against the N.Y. Giants than any other opponent and hauled in eight receptions for 79 yards and two touchdowns in 2017.

★ ALL IN THE FAMILY ★

For the second straight season, the Dallas Cowboys were 5-1 against the NFC East - 10-2 the last two seasons (2017-18) - and won the division for the 20th time since 1970. Dallas opened divisional play in 2018 against the N.Y. Giants in Week 2 with a 20-13 victory, then, five weeks later, traveled to Washington in Week 7 for a 20-17 loss. In Week 10 the Cowboys bounced back with a 27-20 victory at Philadelphia, then hosted Washington on Thanksgiving for a 31-23 win. Dallas outlasted Philadelphia at home 29-23 in overtime in Week 14, then closed out division play with a 36-35 nail-biter at the N.Y. Giants in Week 17.

Overall, the Cowboys hold a 205-142-4 record against current NFC East rivals. Below is a look at Dallas' record against the East:

	W	L	T	Pct.	Long Win Str.	Long Loss Str.	Cur. Str.
Washington.....	71	45	2	.610	10	4	W1
NY Giants.....	66	45	2	.588	12	6	W4
Philadelphia.....	68	52	0	.567	11	8	W3
Totals	205	142	4	.588	-	-	W4

★ DATING GAME ★

This week's game against the New York Giants is being played on Sept. 8. In the 59 years of Cowboys football, Dallas holds a 4-1 record on Sept. 8. This season marks the fourth time the Cowboys will have hosted the N.Y. Giants on Sept. 8 after winning the previous three contests. They have also faced Washington and Houston.

Dallas' first ever Sept. 8 game came in 1980, a 17-3 win over Washington. Its last Sept. 8 game was in 2013, a 36-31 win over the Giants.

Date	Opp/ Loc.	Dal W/L	Score	Date	Opp/ Loc.	Dal W/L	Score
9/8/80	@Was	W	17-3	9/8/02	@Hou	L	10-19
9/8/86	NYG	W	31-28	9/8/13	NYG	W	37-20
9/8/96	NYG	W	27-0				

★ FIRST TIME, LAST TIME ★

The first time these two clubs met, the Dallas Cowboys were entering their 11th week of existence. After going 10 games without a win, Dallas faced the N.Y. Giants on Dec. 4, 1960 in New York. The Cowboys walked away from the game with their first non-loss of the season, battling to a 31-31 tie in front of 55,033 fans.

The last time these two clubs met was Week 17 of the 2018 season when Dallas beat the Giants 36-35 on the road in front of 82,500 at MetLife Stadium on Dec. 30.

★ SERIES HISTORY ★

Dallas and New York have squared off 113 times in the regular season, with Dallas holding a 66-45-2 advantage. The teams faced off in one playoff game - a 2007 Divisional game the Giants won. Dallas and New York battled to a tie in their first-ever meeting. Dallas then lost five of the next six games against New York, before finishing with another tie. Dallas then went on a six-game win streak. Below is a brief look at the last 20 games of the series:

Date	Loc.	Dal W/L	Score	Date	Loc.	Dal W/L	Score
9/20/09	Dal	L	31-33	10/19/14	Dal	W	31-21
12/16/09	NY	L	24-31	11/23/14	NY	W	31-28
10/25/10	Dal	L	35-41	9/13/15	Dal	W	27-26
11/14/10	NY	W	33-20	10/25/15	NY	L	20-27
12/11/11	Dal	L	34-37	9/11/16	Dal	L	19-20
1/1/12	NY	L	14-31	12/11/16	NY	L	7-10
9/5/12	NY	W	24-17	9/10/17	Dal	W	19-3
10/28/12	Dal	L	24-49	12/10/17	NY	W	30-10
9/8/13	Dal	W	36-31	9/16/18	Dal	W	20-13
11/24/13	NY	W	24-21	12/30/18	NY	W	36-35

★ INSIDE THE SERIES HISTORY ★

The rivalry between the Dallas Cowboys and N.Y. Giants has been around since the Cowboys entrance in the league in 1960. The two teams have faced each other 113 times in the regular season – two times per season as part of the NFC East since 1970 – and once in the playoffs – a 2007 Divisional Playoff Game.

In the 114 total games of the series there has been:

- * 57 games decided by double-digits
- * 40 games decided two-or-more touchdowns
- * 19 games decided by three-or-more touchdowns
- * 42 games decided by less than a touchdown
- * Two ties - 12/4/60 - 31-31 and 10/11/64 - 13-13
- * A 12-game winning streak by Dallas from 1974-80
- * A six-game losing streak by Dallas from 1988-90
- * A 45-point win by Dallas - biggest Cowboys win
- * A 31-point loss by Dallas - biggest Cowboys loss
- * Three shutouts - two for Dallas - 35-0 (9/4/95) and 27-0 (9/8/96) and one against - 15-0 (12/16/89)
- * One playoff game - the 2007 NFC Divisional Round Game
- * Five overtime games - three wins by Dallas
- * 10 season openers - eight Dallas wins - and 13 season finales
- * A 36-21-1 record for Dallas when playing at home

★ ALL-TIME STAT COMPARISON ★

This week's game marks the 114th regular season game between Dallas and New York. Below is a brief look into the stats of the series:

TEAM TOTALS		
	<u>Cowboys</u>	<u>Giants</u>
Wins.....	66	45
Points.....	2,554	2,180
Total Net Yards.....	37,768	34,309
Net Rushing Yards.....	13,748	12,465
Net Passing Yards.....	24,020	21,844

SINGLE-GAME TEAM-HIGHS			
	<u>Cowboys</u>		<u>Giants</u>
Points.....	52	9/18/66	41 11/11/62 41 12/16/62 41 10/25/10
Total Net Yards.....	518	9/18/66	510 12/11/11
Net Rushing Yards.....	251	9/20/09	258 10/15/61
Net Passing Yards.....	415	10/28/12	428 9/8/13

SINGLE-GAME INDIVIDUAL HIGHS			
	<u>Cowboys</u>		<u>Giants</u>
Passing Yards			
437- T. Romo 10/28/12			450 - E. Manning 9/18/13
Rushing Yards			
183 - T. Dorsett 11/9/80			187- R. Hampton 12/17/95
Receiving Yards			
195 - B. Hayes 9/18/66			178 - V. Cruz 1/1/12

★ SOLD OUT STADIUMS ★

The Cowboys have played in front of sold out stadiums in 473 of their last 475 games (including playoffs) and in 275 consecutive games. They played in front of sold out crowds in 153 consecutive games at Texas Stadium (including playoffs) - dating back to Dec. 16, 1990 against Phoenix, their last home non-sellout. Dallas opened what is now named AT&T Stadium with the largest crowd to witness a regular season NFL game with 105,121 tickets distributed and have 84 straight sellouts (including playoffs). The Cowboys have sold out each of their last 237 home games.

On the road, Dallas has played in front of sold out crowds in 135 straight games (including playoffs), dating back to its last road non-sellout - at Arizona (10/20/02).



★ WINNING TRADITION ★

The Dallas Cowboys currently own the league's highest all-time regular season winning percentage by current NFL teams:

Highest Win Percentage - NFL Regular Season

Team	W	L	T	Pct.
Dallas	512	380	6	.573
Chicago.....	761	583	42	.566
Green Bay.....	743	571	38	.565
New England.....	500	391	9	.561
Miami.....	452	360	4	.553

* Since 1972, ties have been calculated as half-win and half loss. Prior to 1972 tie games were ignored in calculating a team's winning percentage. Ties since 1972: Dallas (0), Miami (1) Chicago (1), Green Bay (6).

★ AT&T STADIUM RECORD... ★

In 2018 the Dallas Cowboys reached a milestone with their 10th season in what is now AT&T Stadium. Last season the Cowboys finished the regular season 7-1 record at home - tied for the most wins and best record in a single season all-time at AT&T Stadium with the 2016 team.

Dallas' first game at the venue was on Sept. 20, 2009 - a 31-33 loss to the N.Y. Giants. The club's first win came a week later with a 21-7 decision over Carolina. Overall, Dallas owns a 44-36 regular season record - 3-1 postseason - and a 47-37 overall mark at home in AT&T Stadium. Below is a breakdown of the club's record on their home turf:

Regular season.....	44-36
Postseason.....	3-1
Overall.....	47-37

	Regular	Post
September.....	11-5	
October.....	8-11	
November.....	15-10	
December.....	8-9	
January.....	2-1	3-1

Playing at noon.....	14-8
Playing at 3:30.....	15-17
Playing in prime time.....	15-11

Thursday.....	6-5
Saturday.....	0-2
Sunday.....	35-25
Monday.....	3-4

Fully closed stadium.....	29-23	3-1
Fully open stadium.....	8-8	
Roof open, doors closed.....	2-4	
Roof closed, doors open.....	5-1	

Playing against the NFC East.....	16-14	1-0
Playing against the NFC (non-NFC East).....	16-14	2-1
Playing against the AFC.....	12-8	

Team-by-team							
Team	W	L	Pct	Team	W	L	Pct
Arizona.....	0	1	.000	New England.....	0	1	.000
Atlanta.....	1	1	.500	New Orleans.....	2	2	.500
Baltimore.....	1	0	1.000	N.Y. Giants.....	5	5	.500
Buffalo.....	1	0	1.000	N.Y. Jets.....	0	1	.000
Carolina.....	1	1	.500	Oakland.....	2	0	1.000
Chicago.....	1	2	.333	Philadelphia.....	4	6	.400
Cincinnati.....	1	0	1.000	Pittsburgh.....	1	0	1.000
Cleveland.....	1	0	1.000	San Francisco.....	0	1	.000
Denver.....	0	1	.000	Seattle.....	2	2	.500
Detroit.....	3	1	.750	Tampa Bay.....	3	0	1.000
Green Bay.....	0	2	.000	Tennessee.....	0	2	.000
Houston.....	1	0	1.000	Washington.....	7	3	.700
Indianapolis.....	1	0	1.000				
Jacksonville.....	1	1	.500	Postseason			
Kansas City.....	1	0	1.000	Detroit.....	1	0	1.000
L.A. Chargers.....	0	2	.000	Green Bay.....	0	1	.000
L.A. Rams.....	2	1	.667	Philadelphia.....	1	0	1.000
Miami.....	1	0	1.000	Seattle.....	1	0	1.000
Minnesota.....	1	0	1.000				

The Cowboys 7-1 home mark in 2018 tied the 2016 team for the best home record by a Cowboys team since the stadium opened in 2009:

Most Single Season Wins at AT&T Stadium - Dallas Cowboys

Season	Wins	Consec. Wins	Home Record
2016.....	7	7	7-1
2018.....	7	4	7-1
2009.....	6	5	6-2
2011.....	5	4	5-3
2013.....	5	3	5-3

Dallas extended its home win streak to eight games from Sept. 25, 2016 through Sept. 10, 2017 to tie the fifth-longest home win streak in franchise history, longest at AT&T Stadium:

Most Consecutive Home Wins - Dallas Cowboys

Consec. Wins	Dates
18.....	12/20/98 - 12/12/99
11.....	9/29/91 - 11/1/92
10.....	10/11/71 - 11/12/72
9.....	11/23/75 - 11/25/76
8.....	11/18/96 - 11/16/97
8.....	12/20/98 - 12/12/99
8.....	9/25/16 - 9/10/17

★ PERSONNEL BREAKDOWN -- OFFENSE ★

* Dak Prescott recorded his third straight winning season as the team's starting quarterback, and his 32 wins since the 2016 season are the second-most by any NFL signal caller during that time behind only Tom Brady (35). He is tied for the fifth-most victories by an NFL quarterback in his first three seasons in league history.

* Prescott also became the first quarterback in team history to start 16 games in each of his first three seasons and established an NFL record for the most game winning drives in a quarterback's first three seasons (14).

* Ezekiel Elliott became the third player in NFL history with at least 4,500 scrimmage yards and 30 touchdowns in a player's first 35 career games, and the fifth player in NFL history with at least 4,000 rushing yards and 1,000 receiving yards in his first three seasons.

* Dallas averaged 122.7 rushing yards-per-game to rank 10th in the NFL, and boasted the NFL's leading rusher for the seventh time in team history. The team added 113 rushing first downs, which ranked seventh in the NFL.

* The Dallas offense had 61 big-play runs of 10-or-more yards to tie for seventh in the NFL.

* Dallas averaged 31:00 in time of possession to rank eighth in the NFL.

* The Cowboys offense was 10th in the league with a 41.4% third down conversion rate (89-of-215).

2018 OFFENSIVE HIGHLIGHTS

* **Dak Prescott** helmed a Cowboys team that posted its third consecutive winning season with a 10-6 record, the NFC East crown and a playoff victory over the Seattle Seahawks in the NFC Wild Card Game. He logged 3,885 yards on 356-of-526 passing - all career-bests - and 22 touchdowns to become the first quarterback in franchise history to pass for at least 3,000 yards and 20 touchdowns in each of his first three seasons. Prescott also rushed 75 times - most by a Cowboys quarterback - for 305 yards and six scores. He was named to his second Pro Bowl as an injury replacement for Drew Brees.

* **Ezekiel Elliott** became only the second Cowboy to win the NFL rushing title in multiple seasons (Emmitt Smith - four) after totaling 1,434 yards on 304 carries and six touchdowns and earned his second trip to the Pro Bowl. He also became the first running back to lead the team in receptions since 2003 with a franchise running back record 77 receptions and was second on the team with 567 yards and three touchdowns.

* **Amari Cooper** led all Dallas receivers with 725 yards and six touchdowns on 53 receptions (third) to earn his third Pro Bowl nod - first with the Cowboys - as an injury replacement for Michael Thomas after he was acquired in a midseason trade with the Oakland Raiders.

* The offensive line provided two Pro Bowlers in **Tyron Smith** (sixth) and **Zack Martin** (fifth).

★ PERSONNEL BREAKDOWN -- DEFENSE ★

* In true Rod Marinelli form, the Cowboys defense only allowed three scoring drives of fewer than four plays in 2018 - tied for the third-fewest - forcing their opponents to sustain drives with mistake free football. Opposing offenses averaged 8.25 plays on their scoring drives, which ranked eighth in the NFL. In total, the Cowboys only allowed 52 plays of 20-plus yards - tied for the sixth-fewest.

* The defense announced its presence to the NFL in 2018, limiting its opponents to 329.3 yards-per-game, good for the seventh-fewest in the league.

* The Cowboys defense limited opposing offenses to 20.3 points-per-game (316 points) in 2018 to rank sixth in the league.

* Dallas only allowed its opponents to score a touchdown on 20.4% of offensive possessions, which tied for the 11th-fewest in 2018.

* The Cowboys defense took a stand in defending its end zone. In 2018 the unit placed seventh in the red zone, allowing only 25 touchdowns in 49 offensive appearances (51.0).

* On the year, the defensive unit ranked 16th in the NFL with 39.0 sacks, marking the fifth straight season that the Cowboys increased their sack total.

2018 DEFENSIVE HIGHLIGHTS

* For the fifth consecutive season, Rod Marinelli's defense once again improved its overall ranking in total defense, moving up from eighth in 2017 to seventh overall in 2018. The unit also saw a rise in sacks (38.0 in 2017 to 39.0 in 2018), and for the third straight season, posted at least 20 takeaways (20 in 2016; 21 in 2017; 20 in 2018).

* Dallas allowed the fewest games of 30-plus points in 2018, preventing opposing offenses from reaching 30 points in 15-of-16 contests.

* **Leighton Vander Esch** registered a team rookie record 176 tackles to lead the team and was named to the Pro Bowl as an injury replacement for Luke Kuechly.

* **DeMarcus Lawrence** earned his second consecutive Pro Bowl trip after leading the team with 10.5 sacks and becoming the first player to record double-digit sacks in consecutive seasons since DeMarcus Ware (2007-11). He also led the team with 39 quarterback pressures and a career-high 12 tackles for loss.

* **Xavier Woods** and rookie **Vander Esch** tied for the team lead with two interceptions, and **Byron Jones** earned his first Pro Bowl nod after leading the team with a career-best 15 pass breakups.

★ PERSONNEL BREAKDOWN -- SPECIAL TEAMS ★

* Brett Maher went six-of-seven (85.7%) from 50-plus yards in his first NFL season, which is the second-highest percentage in a kicker's first season since the 1970 NFL Merger - minimum five attempts of 50+ yards.

* Maher booted a 62-yard field goal to mark the longest make in Cowboys history.

* Chris Jones serves as a weapon in the kicking game, and is third all-time amongst NFL punters in percentage of punts downed inside the 20-yard line (min. 100 punts) at 40.10%

2018 SPECIAL TEAMS HIGHLIGHTS

* **Brett Maher** was 29-of-36 on field goals (80.6) and 32-of-33 on PATs for 119 points.

* **Chris Jones** had 17 punts downed inside the 20-yard line while also boasting a 44.5 gross average and a 39.6 net average.

* The special teams coverage units were led by **Jamize Olawale**, who logged 13 special teams tackles.



17 Since the start of 2016, Dak Prescott is responsible for 17 total touchdowns (14 passing, three rushing) when the game is within seven points in the fourth quarter or overtime, tied with Russell Wilson and Drew Brees for the most in the NFL over that span.
**regular season only*

★ **RAYNEING TOUCHDOWNS...** ★

Rayne Dakota Prescott is responsible for 85 combined rushing and passing touchdowns through his first three NFL seasons, which ranks sixth in NFL history at the quarterback position:

Most Combined Touchdowns in a QBs First Three Seasons

Player	TDs
Dan Marino	100
Andrew Luck	98
Cam Newton	92
Peyton Manning	88
Andy Dalton	87
Jeff Garcia	87
Dak Prescott.....	85

★ **CLUTCH GENE** ★

Dak Prescott has also demonstrated an ability to perform his best when the game is on the line, leading a league-high 14 game-winning drives since the start of 2016 and also recording a win percentage of .600 in fourth quarter comeback and game-winning drive opportunities:

Highest Win Percentage in Late Game Situations, Career 4Q Comeback/GW Drive Opp.

Quarterback	Wins	Losses	Pct%
Dak Prescott.....	15	10	0.600
Tom Brady.....	58	42	0.580
DeShaun Watson	6	5	0.545
Andrew Luck	21	19	0.525
Nick Foles	12	13	0.480

★ **THE FINISHER** ★

Dating back to his rookie season in 2016, Dak Prescott has proven himself to be strong in clutch late-game moments. Since the start of 2016, Dak is responsible for 17 total touchdowns when the game is within seven points in the fourth quarter or overtime, tied for the most in the NFL over that span:

Most TDs in the 4th Qtr & OT, +/- 7 Points - NFL, 2016-18

Player	Pass		Rush		Total	Total
	Yds	TD	Yds	TD	Yds	TD
D. Prescott, Dal.....	2,047	14	97	3	2,144	17
R. Wilson, Sea.....	2,075	17	255	0	2,330	17
D. Brees, NO	1,617	13	5	4	1,622	17
D. Carr, Oak	1,870	16	4	0	1,874	16
M. Ryan, Atl.....	1,919	15	43	1	1,962	16

★ **FOURTH QUARTER WINS** ★

Since taking over as the Dallas Cowboys starting quarterback during the 2016 season, Dak Prescott has engineered his share of fourth quarter wins for the club. Included in his 32 regular season wins as a starter are nine occasions in which he led the team to victory when the club was tied or trailing in the fourth quarter or overtime. Prescott's nine wins are the fifth-most by a Dallas signal caller, with five of those wins coming as a rookie in 2016 and four in 2018:

Most 4th Quarter/OT Wins - Dallas Cowboys QBs

Quarterback	Wins	Quarterback	Wins
Tony Romo.....	24	Danny White	11
Troy Aikman.....	15	Dak Prescott.....	9
Roger Staubach.....	13		

Below is a look at each of Prescott's nine games in which the game was tied or the team trailed to pull out the win and his 4th quarter/OT stats:

Date	Opp	Score	Time	Left	Att	Com	Yds	TD	Int	Final Score
9/18/16	@Was	20-23	15:00	7	6	66	0	0	0	27-23
10/30/16	PHI*	13-23	7:48	20	11	135	2	0	0	29-23
11/13/16	@Pit	29-30	0:42	11	10	83	0	0	0	35-30
12/1/16	@Min	7-9	14:11	4	2	26	1	0	0	17-15
12/18/16	TB	17-20	15:00	6	6	41	0	0	0	26-20
9/30/18	DET	23-24	2:17	11	7	99	0	0	0	26-24
11/18/18	@Atl	19-19	1:52	6	4	45	0	0	0	22-19
12/9/18	PHI*	23-23	1:39	12	11	94	1	0	0	29-23
12/30/18	@NYG	28-32	3:21	10	5	78	1	0	0	36-35

**italics indicate overtime and are reflected in the stats totals*
 Prescott has also secured 14 game-winning drives in his career to tie for fourth all-time in club history:

Most Career Game Winning Drives - Dallas Cowboys QB

Player	Drives
Tony Romo.....	29
Roger Staubach.....	21
Troy Aikman.....	20
Danny White	14
Dak Prescott.....	14

Amongst all NFL quarterbacks, Prescott owns the most game-winning drives from 2016-18:

Most Game-Winning Drives - NFL QB, 2016-18

Player	Drives
Dak Prescott, Dal.....	14
Drew Brees, NO.....	13
Matthew Stafford, Det.....	13

Additionally, Prescott's 14 game-winning drives are the most by any NFL QB in his first three seasons to start a career, since 1970:

Most Game-Winning Drives - NFL QB, 1st Three Seasons

Player	Drives
Dak Prescott, Dal.....	14
Matt Ryan, Atl	13
Derek Carr, Oak.....	12
Russell Wilson, Sea.....	12

★ DAKS RECORD WHEN... ★

Since taking over as Dallas' starting quarterback in 2016, Dak Prescott has compiled a 32-16 regular season record in 48 career starts, and is 1-2 in the postseason. Below is a look at Prescott's record under several different circumstances:

	Regular	Post
Playing at home:	17-7	1-1
Playing on the road:	15-9	0-1
Playing indoors:	17-8	1-1
Playing outdoors:	15-8	0-1
Playing against the NFC East:	13-5	
Playing against the NFC (non-NFC East): ..	12-6	1-2
Playing against the AFC:	7-5	
Playing on Thursday:	5-1	
Playing on Sunday:	25-14	1-2
Playing on Monday night:	2-1	
Playing on artificial turf:	21-12	1-1
Playing on natural grass:	11-4	0-1
Offense totals over 300 yards:	27-5	1-2
Throws for over 300 yards:	5-0	0-1
Throws for 200-299 yards:	21-8	1-1
Attempts more than 30 passes	15-12	1-2
Throws only one touchdown:	10-4	1-1
Throws more than one touchdown:	17-4	0-1
Completes 60.0%-or-more of his passes: ..	29-10	1-2
Averages more than 7.0 yards-per-attempt ..	24-4	0-2
Has more than one Big Play (25+) passing ..	18-4	1-1
Throws no interceptions:	28-5	0-1
Throws one interception:	2-4	1-1
Throws more than one interception:	2-7	
Records at least 100.0 passer rating:	23-1	0-1
Commits no turnovers.....	24-2	0-1
Against teams with winning record:	12-8	1-2
Against teams with .500 record:	7-3	
Against teams with losing record:	13-5	
Has at least one rush attempt.....	31-14	1-2
Has more than five rush attempts.....	13-4	1-0
Sacked one time-or-less:	15-3	1-1
Sacked more than once:	17-13	0-1
September:	6-4	
October:	7-4	
November:	10-4	
December:	9-3	
January:	0-1	1-2

Team	Team-by-team			Team	W	L	Pct
	W	L	Pct				
Arizona	1	0	1.000	Minnesota	1	0	1.000
Atlanta	1	1	.500	New Orleans....	1	0	1.000
Baltimore	1	0	1.000	N.Y. Giants.....	4	2	.667
Carolina	0	1	.000	Oakland	1	0	1.000
Chicago	1	0	1.000	Philadelphia....	4	2	.667
Cincinnati.....	1	0	1.000	Pittsburgh	1	0	1.000
Cleveland.....	1	0	1.000	San Francisco..	2	0	1.000
Denver.....	0	1	.000	Seattle	0	2	.000
Detroit.....	2	0	1.000	Tampa Bay.....	2	0	1.000
Green Bay	1	1	.500	Tennessee	0	1	.000
Houston	0	1	.000	Washington.....	5	1	.833
Indianapolis ..	0	1	.000				
Jacksonville ..	1	0	1.000	Postseason			
Kansas City	1	0	1.000	Green Bay.....	0	1	.000
L.A. Chargers ..	0	1	.000	L.A. Rams	0	1	.000
L.A. Rams.....	0	1	.000	Seattle.....	1	0	1.000

★ DAK TO THE FUTURE ★

Entering his fourth pro season, Dak Prescott ranks sixth in passing yards (10,876), completions (975) and attempts (1,475), is tied for sixth in wins (32) and is seventh in passing touchdowns (67) in regular season team history:

Dallas Cowboys All-Time QB Chart

WINS AS STARTER

Troy Aikman	94
Roger Staubach	85
Tony Romo	78
Danny White.....	62
Don Meredith.....	47
Craig Morton	32
Dak Prescott	32

PASSING YARDS

Tony Romo	34,183
Troy Aikman.....	32,942
Roger Staubach.....	22,700
Danny White.....	21,959
Don Meredith.....	17,199
Dak Prescott.....	10,876

ATTEMPTS

Troy Aikman	4,715
Tony Romo	4,335
Roger Staubach	2,958
Danny White.....	2,950
Don Meredith.....	2,308
Dak Prescott	1,475

PASSING TOUCHDOWNS

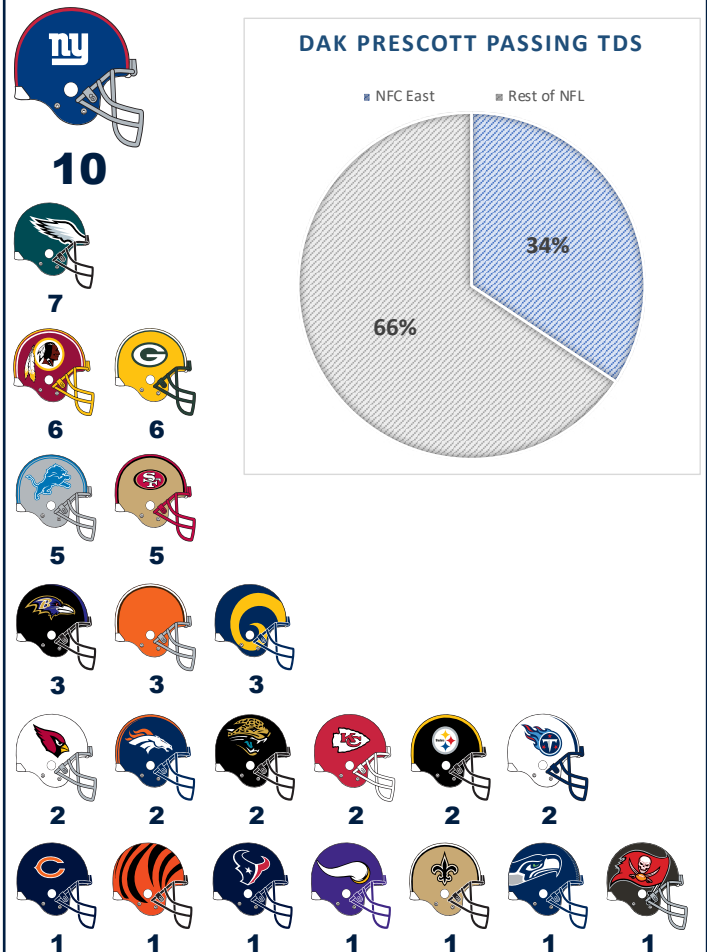
Tony Romo	247
Troy Aikman.....	165
Danny White.....	155
Roger Staubach.....	153
Don Meredith.....	135
Craig Morton.....	80
Dak Prescott.....	67

COMPLETIONS

Troy Aikman	2,898
Tony Romo	2,829
Danny White.....	1,761
Roger Staubach	1,685
Don Meredith.....	1,170
Dak Prescott	975

★ PRESCOTT TDs BY TEAM ★

Dak Prescott has thrown a touchdown pass against 22 of the other 31 NFL teams in the regular season. Below is a team-by-team breakdown of his touchdowns through the air:



★ PRESCOTT TARGETS ★

In the midst of his young career, Dak Prescott has completed 975-of-1,475 passes for 10,876 yards with 67 touchdowns in 48 regular season games played behind center. Below is a breakdown of Dak's targets by position and player:

Position Breakdown					
	Comp.	Yds	TD		
WR.....	564	7,060	47	RB.....	187 1,623 7
TE.....	213	2,130	13	FB.....	11 63 0

Player Breakdown by Completions						
Player	Com	Yds	TD	Player	Com	Yds TD
C. Beasley ..	174	1,774	12	L. Dunbar.....	13	103 0
E. Elliott ..	135	1,199	6	D. Schultz.....	12	116 0
J. Witten.....	131	1,223	7	N. Brown.....	9	87 0
D. Bryant.....	119	1,634	14	A. Morris.....	9	53 0
T. Williams ..	97	1,162	3	T. Austin.....	8	140 2
A. Cooper ..	53	725	6	K. Smith.....	8	46 0
M. Gallup ..	33	507	2	R. Switzer.....	5	39 0
G. Swaim.....	33	328	1	J. Hanna.....	4	88 1
B. Butler.....	30	533	6	R. Gathers.....	3	45 0
R. Smith.....	29	266	1	G. Escobar.....	3	23 1
B. Jarwin.....	27	307	3	L. Whitehead ..	2	40 0
A. Hurns.....	20	295	2	J. Olawale.....	2	13 0
D. Thompson .	14	124	0	D. McFadden...	2	6 0

Prescott has thrown 67 touchdown passes - good for seventh all-time in team history. Below is his individual touchdown totals:

Player	TDs	Player	TDs
Dez Bryant ..	14	Tavon Austin.....	2
Cole Beasley ..	12	Michael Gallup ..	2
Jason Witten ..	7	Allen Hurns.....	2
Brice Butler.....	6	Gavin Escobar.....	1
Amari Cooper ..	6	James Hanna.....	1
Ezekiel Elliott.....	6	Rod Smith.....	1
Blake Jarwin.....	3	Geoff Swaim.....	1
Terrance Williams.....	3		

**italics indicate current Cowboy*

★ TOUCHDOWN BREAKDOWN ★

Dak Prescott has thrown 67 touchdown passes. Below is a look at Dak's touchdown totals by quarter, down and distance:

Quarter	Down	Distance
1st Quarter ...	1st Down	0-9 Yards
2nd Quarter ...	2nd Down	10-19 Yards
3rd Quarter ...	3rd Down	20-29 Yards
4th Quarter ...	4th Down	30-39 Yards
OT		40-49 Yards
		50+ Yards

★ QB WINS ★

In three seasons as the starting quarterback of the Dallas Cowboys, Dak Prescott has proven to be a winner, as his 32 victories are already tied for sixth in team history. He has had a winning record in each of his first three seasons, as his 13 wins in 2016 were the most by a rookie quarterback in NFL history, followed up by a 9-7 record in 2017 and a 10-6 mark in 2018. Overall, Prescott's 32 wins are second behind only Tom Brady in the NFL from 2016-18:

Most Wins by Starting QB - NFL, 2016-18

Player	Wins
Tom Brady, NE.....	35
Dak Prescott, Dal.....	32

Prescott's 32 wins are also tied for fifth victories by an NFL quarterback in his first three seasons in league history:

Most Wins by Starting QB - NFL, First Three Seasons

Player	Wins
Russell Wilson	36
Dan Marino	33
Andrew Luck.....	33
Matt Ryan	33
Joe Flacco	32
Dak Prescott.....	32

★ QBs MULTIPLE TOUCHDOWNS ★

In seven games in 2016, Dak Prescott tossed at least two touchdown scores to tie for fourth by a rookie in NFL history. He had six multi-touchdown passing games in 2018, and his 21 total games are tied for sixth in franchise history:

Multiple-touchdown games - Cowboys Career

Player	Games	Player	Games
Tony Romo.....	79	Don Meredith	41
Roger Staubach.....	48	Craig Morton.....	21
Danny White.....	44	Dak Prescott.....	21
Troy Aikman.....	43		

Prescott also notched four games with three-plus touchdown passes in 2016 that tied the most by a rookie quarterback in NFL history. It also tied the eighth-most in the NFL in 2016 by any league quarterback.

After four more in 2017, and two in 2018, he has 10 in total to tie for fifth on the team's all-time three-touchdown games list:

Three-touchdown games - Cowboys Career

Player	Games	Player	Games
Tony Romo.....	40	Don Meredith	14
Danny White	20	Troy Aikman.....	10
Roger Staubach.....	17	Dak Prescott.....	10

★ QB RATINGS AT 100.0 ★

Dak Prescott established the most games with a 100.0 rating by a quarterback in a season in team history with 11 in 2016:

Most Games with 100.0 QB Rating - Dallas Cowboys Season

Player	Games	Season
Dak Prescott*	11	2016
Tony Romo.....	10	2007
Tony Romo.....	10	2014

**denotes rookie*

Prescott had eight games in 2018, and his 24 total games with at least a 100.0 rating are tied for fifth all-time in team history:

Games with 100.0 QB Rating - Cowboys Career

Player	Games	Player	Games
Tony Romo.....	67	Danny White	33
Troy Aikman.....	44	Craig Morton.....	24
Roger Staubach.....	37	Dak Prescott.....	24

Prescott's 24 games with at least a 100.0 rating are tied with Russell Wilson (2012-14) for the most games by a quarterback in his first three seasons in NFL history:

Most Games with 100.0 QB Rating - NFL, First Three Seasons

Player	Games	Seasons
Russell Wilson	24	2012-14
Dak Prescott.....	24	2016-18
Dan Marino.....	19	1983-85
Carson Palmer.....	19	2004-06
Joe Flacco	19	2008-10

★ QB RECORD SETTER ★

Dak Prescott has established numerous records in each of his first three seasons since becoming the quarterback of the Dallas Cowboys in 2016. He continued as a record-setter during his third season under center, setting the following records in 2018:

Dak Prescott QB Records Set - 2018

Team Record Set	Total
Started 16 Games in each of First 3 Seasons.....	32
Most Wins by a QB in First Three Seasons	32
Most Game Winning Drives, First 3 Seasons.....	14 [^]
Most Games w/100.0 QB Rating, First 3 Seasons.....	24 [%]
3,000 Pass Yds in First Three Seasons	3
20 Passing TDs in First Three Seasons	3
20 Pass TDs & 5 Rush TDs in Each of First 3 Seasons ..	1 [^]
Most Career Games w/2 Pass TDs & 1 Rush TD	7
Most Completions, Single Game.....	42
Most Passing First Downs, Single Game.....	23 [*]
Most Rush Attempts by a QB, Single Season.....	75
Most Rush TDs by a QB in a Single Season	6 [*]

[^]indicates NFL record

[%]indicates tied NFL record

^{*}indicates tied team record

★ DAKOTA THE DUDE ★

Dak Prescott had a career-year in 2018, establishing single-season bests in attempts (526), completions (356) and passing yards (3,885). Additionally, his completions were second in team history, his completion percentage (67.7) was fourth, his attempts were fifth, passing yards were sixth and quarterback rating was eighth (96.9) all-time:

Dallas Cowboys Single Season Passing Leaders - Yards								
Player	Season	Att	Cmp	Pct	Yds	TD	Int	Rate
Tony Romo 2012	648	425	65.6	4,903	28	19	90.5
Tony Romo 2009	550	347	63.1	4,483	26	9	97.6
Tony Romo 2007	520	335	64.4	4,211	36	19	97.4
Tony Romo 2011	522	346	66.3	4,184	31	10	102.5
Danny White	... 1983	533	334	62.7	3,980	29	23	85.6
Dak Prescott	.. 2018	526	356	67.7	3,885	22	8	96.9

★ DAK-TO-DAK-TO-DAK ★

Against Philadelphia (12/9/18) Dak Prescott reached 3,000 passing yards on the season. He became the fifth Dallas quarterback to pass for 3,000 yards in at least three seasons. Additionally, he became the third quarterback - fourth time - to reach that mark in at least three consecutive seasons in team history:

Most Seasons w/at least 3,000 Passing Yds - Dallas Cowboys		
Player	Total	Consec.
Tony Romo 7	4 (2011-14), 3 (07-09)
Troy Aikman 5	3 (1995-97), 2 (92-93)
Danny White 4	2 (1980-81)
Roger Staubach 3	2 (1978-79)
Dak Prescott 3	3 (2016-18)

Prescott also became the first quarterback in franchise history to pass for at least 3,000 yards in each of his first three pro seasons, and the 10th signal caller in NFL history to do so.

★ EARLY RISER ★

At the N.Y. Giants (12/30/18) Dak Prescott topped 22 passing touchdowns on the season - tying his 2017 season for the second-most in his career. By doing so, he joined Tony Romo as only the second quarterback in team history to accumulate 20 passing touchdowns in three consecutive seasons. He is tied for the third-most seasons with at least 20 touchdowns:

Most Seasons with at least 20 Passing TDs - Dallas Cowboys		
Player	Total	Consec.
Tony Romo 7	4 (2011-14), 3 (07-09)
Danny White 4	2 (1980-81)
Dak Prescott 3	3 (2016-18)
Don Meredith 3	2 (1965-66)
Roger Staubach 3	2 (1978-79)
Troy Aikman 1	
Drew Bledsoe 1	
Craig Morton 1	

Prescott also became only the third player in NFL history - first Cowboy - to throw for at least 22 touchdowns in each of his first three seasons.

NFL QB with at least 22 Pass TDs in First Three Seasons

Player	Seasons
Peyton Manning 3, 1998-00
Andrew Luck 3, 2012-14
Dak Prescott 3, 2016-18

★ POSTSEASON PASSERS ★

In three postseason appearances, Dak Prescott is 1-2 as a starter and already has the fifth-most passing yards (794), touchdowns (five) and completions (66) and ranks sixth in attempts (103) in team history:

Dallas Cowboys Postseason Passing Leaders - Yards								
Player	W-L	Att	Cmp	Pct	Yards	TD	Int	Rate
Troy Aikman 11-5	502	320	63.7	3,849	23	17	88.3
Roger Staubach 13-7	410	223	54.4	2,791	24	19	76.0
Danny White 10-7	360	206	57.2	2,284	15	16	71.6
Tony Romo 2-4	185	114	61.6	1,316	8	2	93.0
Dak Prescott 1-2	103	66	64.1	794	5	2	95.7

★ FOURTH QUARTER WINS ★

Since taking over as the Dallas Cowboys starting quarterback during the 2016 season, Dak Prescott has engineered his share of fourth quarter wins for the club. Included in his 32 regular season wins as a starter are nine occasions in which he led the team to victory when the club was tied or trailing in the fourth quarter or overtime. Prescott's nine wins are the fifth-most by a Dallas signal caller, with five of those wins coming as a rookie in 2016 and four in 2018:

Most 4th Quarter/OT Wins - Dallas Cowboys QBs			
Quarterback	Wins	Quarterback	Wins
Tony Romo 24	Danny White 11
Troy Aikman 15	Dak Prescott 9
Roger Staubach 13		

Below is a look at each of Prescott's nine games in which the game was tied or the team trailed to pull out the win and his fourth quarter/OT stats:

Date	Opp	Score	Time	Left	Att	Com	Yds	TD	Int	Final Score
9/18/16	@Was	20-23	15:00	7	6	6	66	0	0	27-23
10/30/16	PHI*	13-23	7:48	20	11	135	2	0	0	29-23
11/13/16	@Pit	29-30	0:42	11	10	83	0	0	0	35-30
12/1/16	@Min	7-9	14:11	4	2	26	1	0	0	17-15
12/18/16	TB	17-20	15:00	6	6	41	0	0	0	26-20
9/30/18	DET	23-24	2:17	11	7	99	0	0	0	26-24
11/18/18	@Atl	19-19	1:52	6	4	45	0	0	0	22-19
12/9/18	PHI*	23-23	1:39	12	11	94	1	0	0	29-23
12/30/18	@NYG	28-32	3:21	10	5	78	1	0	0	36-35

*italics indicate overtime and are reflected in the stats totals

Prescott has also secured 14 game-winning drives in his career to tie for fourth all-time:

Most Career Game Winning Drives - Dallas Cowboys QB

Player	Drives
Tony Romo 29
Roger Staubach 21
Troy Aikman 20
Danny White 14
Dak Prescott 14

Amongst all NFL quarterbacks, Prescott owns the most game-winning drives from 2016-18:

Most Game-Winning Drives - NFL QB, 2016-18

Player	Drives
Dak Prescott, Dal 14
Drew Brees, NO 13
Matthew Stafford, Det 13

Additionally, Prescott's 14 game-winning drives are the most by any NFL QB in his first three seasons to start a career, since 1970:

Most Game-Winning Drives - NFL QB, 1st Three Seasons

Player	Drives
Dak Prescott, Dal 14
Matt Ryan, Atl 13
Derek Carr, Oak 12
Russell Wilson, Sea 12

★ POSTSEASON QB HEROICS ★

In the Wild Card Playoff Game against Seattle (1/5/19), Dak Prescott recorded his first career postseason fourth quarter comeback and game-winning drive to become the fifth Dallas quarterback to accomplish both feats in a postseason game:

Most Postseason 4th Quarter Comeback Wins - Cowboys QB

Player	Wins
Roger Staubach 2
Troy Aikman 1
Dak Prescott 1
Tony Romo 1
Danny White 1

Most Postseason Game Winning Drives - Cowboys QB

Player	Drives
Roger Staubach 2
Danny White 2
Troy Aikman 1
Dak Prescott 1
Tony Romo 1

★ THROWING BOMBS ★

Against Washington (11/22/18) Dak Prescott connected with Amari Cooper in the third quarter for a 90-yard touchdown pass. It was the longest pass of Prescott's career, the second-longest pass play by any quarterback/receiver duo in the NFL in 2018 and tied the third-longest forward pass in franchise history:

Longest Forward Pass - 2018 NFL

Player	Opp	Date	Long Pass
B. Roethlisberger, Pit...	@Den	11/25/18	97 (TD)
D. Prescott, Dal	vs. Was	11/22/18	90 (TD)
N. Mullens, SF.....	vs. Den	12/9/18	85 (TD)
C.J. Beathard, SF.....	@ LAC	9/30/18	82 (TD)
C. Newton, Car.....	@ Det	11/18/18	82

Longest Forward Pass - Dallas Cowboys

QB/Receiver	Opp	Date	Long Pass
Meredith/Hayes.....	@Was	11/13/66	95 (TD)
Staubach/Dorsett.....	vs. Bal	9/4/78	91 (TD)
Aikman/Harper.....	@SF	11/13/94	90
Aikman/Tucker.....	vs. NYG	1/2/00	90 (TD)
Prescott/Cooper.....	vs. Was	11/22/18	90 (TD)

Prescott was one of only five quarterbacks in the NFL with at least two long throws of 75-plus yards in 2018, joining Ben Roethlisberger (four), Patrick Mahomes (two), Nick Mullens (two) and Matt Ryan (two):

Multiple Passes of at least 75-plus Yards - NFL 2018

Player	Passes of 75+
Ben Roethlisberger, Pit.....	4
Dak Prescott, Dal.....	2
Patrick Mahomes, KC.....	2
Nick Mullens, SF.....	2
Matt Ryan, Atl.....	2

★ PASS 4 FIRST ★

Dak Prescott notched a career-high 23 passing first downs against Philadelphia (12/9/18). That number also tied Tony Romo for the most by a Cowboys quarterback in a single game:

Most Passing First Downs - Dallas Cowboys, Single Game

Player	Passing 1st Downs	Opp/Date
Tony Romo.....	23	@ NYG, 12/6/09
Dak Prescott.....	23	vs. Phi, 12/9/18

Prescott's 23 passing first downs also tied the second-most by any NFL signal caller in a single game in 2018:

Most Passing First Downs - NFL 2018, Single Game

Player	Passing 1st Downs	Opp/Date
Ben Roethlisberger, Pit.....	25	vs. KC, 9/16/18
Dak Prescott, Dal.....	23	vs. Phi, 12/9/18
Andrew Luck, Ind.....	23	vs. Hou, 9/30/18
Philip Rivers, LAC.....	23	vs. KC, 9/9/18
Aaron Rodgers, GB.....	23	@ Det, 10/7/18
Deshawn Watson, Hou.....	23	@ Ind, 9/30/18
Jameis Winston, TB.....	23	@ Atl, 10/14/18

★ EIGHTEEN-IN-A-ROW ★

Against New Orleans (11/29/18) Dak Prescott completed 18 straight passes to establish a career-best and notch the second-longest streak - longest in a single game - by a Cowboys signal caller in franchise history:

Consecutive Passes Completed - Dallas Cowboys

Player	Consecutive Completions	Date
Brandon Weeden.....	21	11/2/14-9/13/15
Dak Prescott.....	18	11/29/18
Tony Romo.....	16	12/21/14
Dak Prescott.....	16	12/18/16-12/26/16

★ RAYNE MAN ★

Rayne Dakota "Dak" Prescott has proven to be a threat with his feet during his young career, and in his second season, his six rushing touchdowns tied the most by an NFL quarterback (2017). Additionally, his 29 first downs were third and his single-season quarterback franchise record 357 rushing yards were fifth.

In 2018 Prescott finished second in the NFL in rushing scores (six), eighth in rushing first downs (25) and ninth in rushing yards (305) amongst NFL quarterbacks:

2018 NFL Rushing TD Leaders - QB

Player	Att	Yards	Avg	Long	TD	1st
J. Allen, Buf.....	89	631	7.1	45	8	41
D. Prescott, Dal.....	75	305	4.1	28	6	25
L. Jackson, Bal.....	147	695	4.7	39	5	45
D. Watson, Hou.....	99	551	5.6	34	5	33
C. Newton, Car.....	101	488	4.8	29	4	36
D. Brees, NO.....	31	22	0.7	11	4	11

Prescott has notched 18 rushing scores since his rookie season, most by any NFL quarterback from 2016-18:

Most Rush TDs - NFL QB, 2016-18

Player	Rush TDs
Dak Prescott, Dal.....	18
Cam Newton, Car.....	15
Tyrod Taylor, Buf/Cle.....	11

Overall, Prescott is second in rushing scores (18), fourth in rushing yards (944) and fifth in carries (189) amongst Cowboys quarterbacks all-time:

All-Time Dallas Cowboys QB Career Rushing Leaders - Yards

Player	Att	Yards	Avg	Long	TD
Roger Staubach.....	410	2,264	5.5	33	20
Don Meredith.....	242	1,216	5.0	28	15
Troy Aikman.....	327	1,016	3.1	25	9
Dak Prescott.....	189	944	4.9	28	18

Prescott has set various rushing records by a Cowboys QB:

Dak Prescott QB Records - Rushing

Team Record Set	Total	Year
Rush Yards by a QB, Single Season.....	357	2017
Rush TDs by a QB, Single Season.....	6	16-18
Rush Atts by a QB, Single Season.....	75	2018
Rush Atts by a Rookie QB, Single Season.....	57	2016

★ TDs BY LAND AND AIR ★

Dak Prescott owns a franchise-best seven career games with at least two passing touchdowns and one rushing touchdown:

Most Games w/2-Plus Pass TDs & 1 Rush TD - Dallas Cowboys

Player	Games
Dak Prescott.....	7
Roger Staubach.....	6
Don Meredith.....	4

On the league level, Prescott's seven games are the most by any quarterback over the last three seasons:

Most Games w/2-Plus Pass TDs & 1 Rush TD - NFL 2016-18

Player	Games
Dak Prescott, Dal.....	7
Cam Newton, Car.....	5
Four QBs.....	4

Prescott also posted 13 career games with at least one passing touchdown and one rushing touchdown for the second-most by a player in his first three seasons in NFL history:

Most Games w/Pass TDs & a Rush TD - NFL QB, First 3 Yrs

Player	Games
Cam Newton.....	20
Dak Prescott.....	13



Ezekiel Elliott finished 2018 with 2,001 scrimmage yards in 15 games - second in the NFL - to become the fourth player in NFL history with at least 1,900 scrimmage yards in two of his first three seasons (Eric Dickerson, Edgerrin James, LaDainian Tomlinson).

★ KING EZEKIEL ★

After leading the league in rushing as a rookie in 2016, Ezekiel Elliott finished 10th in the NFL in 2017 despite missing six games. He once again won the NFL rushing title in 2018:

2018 NFL Rushing Yards Leaders

Player	Att	Yards	Avg	Lng	YPG	TD
Ezekiel Elliott, Dal	304	1,434	4.7	41	95.6	6
Saquon Barkley, NYG	261	1,307	5.0	78t	81.7	11
Todd Gurley, LAR	256	1,251	4.9	36	89.4	17
Joe Mixon, Cin	237	1,168	4.9	51	83.4	8
Chris Carson, Sea	247	1,151	4.7	61	82.2	9

Elliott became the second Dallas Cowboy, 11th player, fifth since the merger, in NFL history to win the league rushing title at least twice in his first three seasons:

Rushing Titles in at least Two of First Three Seasons - NFL

Player	Seasons	Player	Seasons
Byron White, Pit/Det ..	1938, 40	Earl Campbell, Hou ...	1978-80
Bill Dudley, Pit.....	1942, 46	Eric Dickerson, LAR ..	1983-84
Bill Paschal, NYG	1943, 44	Emmitt Smith, Dal.....	1991-92
Jim Brown, Cle	1957-59	Edgerrin James, Ind	1999-00
Cookie Gilchrist, Buf..	1962, 64	Ezekiel Elliott, Dal....	2016, 18
Jim Nance, Bos	1966-67		

In team history, Elliott became only the second Cowboy to win the rushing title in multiple seasons, joining Emmitt Smith (four):

Dallas Cowboys Rushing Title Winners

Player	Season	Yards
Emmitt Smith	1991	1,563
Emmitt Smith	1992	1,713
Emmitt Smith	1993	1,486
Emmitt Smith	1995	1,773
DeMarco Murray	2014	1,845
Ezekiel Elliott	2016	1,631
Ezekiel Elliott.....	2018	1,434

★ THE BOOK OF EZEKIEL ★

For only the second time in franchise history, the Dallas Cowboys used a top-five pick on a running back when they chose Ezekiel Elliott out of Ohio State with the fourth overall selection in the 2016 NFL Draft. Dallas selected Tony Dorsett with the second pick in the 1977 NFL Draft.

After earning the NFL's rushing title as a rookie in 2016 with 1,631 yards, Elliott finished 10th in 2017 with 983 yards before once again leading the league in rushing in 2018 with 1,434 yards.

In his first season, Elliott produced seven 100-yard rushing games - most by a Cowboys rookie, tied for seventh by a league rookie all-time and tied for the most in the NFL in 2016. He added five more 100-yard outings in 2017, and with seven in 2018, he owns 19 for his career to tie for third all-time in team history.

Dallas is 16-3 when Elliott tops 100 yards on the ground:

Ezekiel Elliott 100-yard Rush Games

(19 total)				(19 total)			
Yds	Opp	W/L	Date	Yds	Opp	W/L	Date
159	TB	W	12/18/16	121.....	WAS	W	11/22/18
157	@GB	W	10/16/16	122.....	@Atl	W	11/18/18
152	DET	W	9/30/18	116.....	GB	L	10/8/17
151	@Phi	W	11/11/18	114.....	@Pit	W	11/13/16
150	@Was	W	10/29/17	113.....	PHI	W	12/9/18
147	@SF	W	10/22/17	107.....	@NYG	L	12/11/16
140	CHI	W	9/25/16	104.....	NYG	W	9/10/17
138	@SF	W	10/2/16	106.....	JAX	W	10/14/18
134	CIN	W	10/9/16	103.....	@Phi	W	12/31/17
127	@Sea	L	9/23/18				

100-Yard Rushing Games - Dallas Cowboys

Player	100-Yard Games
Emmitt Smith	76
Tony Dorsett.....	43
DeMarco Murray	19
Ezekiel Elliott.....	19

Elliott set a franchise rookie record with 12 games of 20-plus carries, which was also the most by any NFL rusher in 2016. He added nine games in 2017, and had seven in 2018 to boast 28 career games with 20-plus carries - with Dallas 22-6 during those contests:

Ezekiel Elliott 20-plus Carry Games

(28 total)									
Opp	Date	Att	Yds	W/L	Opp	Date	Att	Yds	W/L
@Was.	10/19/17	33	150	W	JAX.....	10/14/18	24	106	W
CHI	9/25/16	30	140	W	@SF ...	10/2/16	23	138	W
GB	10/8/17	29	116	L	TB	12/18/16	23	159	W
@GB...10/16/16	28	157	W	@Atl ...	11/18/18	23	122	W	
PHI.....12/9/18	28	113	W	NO	11/29/18	23	76	W	
@SF ...10/22/17	26	147	W	PHI.....	10/30/16	22	96	W	
KC.....11/5/17	27	93	W	@Ari ...	9/25/17	22	80	W	
@Phi...12/31/17	27	103	W	@Was.9/18/16	21	83	W		
WAS ...11/22/18	26	121	W	@Pit....	11/13/16	21	114	W	
DET9/30/18	25	152	W	LAR.....	10/1/17	21	85	L	
BAL....11/20/16	25	97	W	NYG ...	9/11/16	20	51	L	
@NYG..12/11/16	24	107	L	WAS ...	11/20/16	20	97	W	
NYG....9/10/17	24	104	W	@Min..	12/1/16	20	86	W	
SEA....12/24/17	24	97	L	@Hou.10/7/18	20	54	L		

★ KEEP IT ¹⁰⁰ ★

Ezekiel Elliott topped the 100-yard rushing mark five times in 2017 to tie the third-most by an NFL rusher. In 2018 he tied for the league lead with seven:

100-Yard Rushing Games - NFL 2018

Player	Games
Ezekiel Elliott, Dal.....	7
Saquon Barkley, NYG.....	7
Chris Carson, Sea	6
Todd Gurley, LAR.....	6
James Conner, Pit	5

Elliott has posted 19 games with at least 100 rushing yards over the past three seasons - most in the NFL during that time:

100-Yard Rushing Games - NFL, 2016-18

Player	Games
Ezekiel Elliott, Dal.....	19
Jordan Howard, Chi.....	14
Todd Gurley, LAR.....	12
LeSean McCoy, Buf.....	12

★ ZEKE AND DESTROY ★

Ezekiel Elliott is a focal point of the Dallas Cowboys offense. His career-high 2,001 total scrimmage yards (1,434 rush; 567 receiving) were tops on the team and second in the NFL in 2018. His 133.4 scrimmage yards-per-game led the league:

2018 Scrimmage Yards Leaders - NFL

Player	Rush	Rec	Total	YPG
Saquon Barkley, NYG	1,307	721	2,028	126.8
Ezekiel Elliott, Dal	1,434	567	2,001	133.4
Christian McCaffrey, Car.	1,098	867	1,965	122.8
Todd Gurley, LAR	1,251	580	1,831	130.8
Julio Jones, Atl	1,677	1,689	105.6	

Elliott's 2,001 scrimmage yards in 2018 rank fifth all-time in single-season team history, and he is the fourth player - fifth time - in team history to reach 2,000 yards in a season:

Scrimmage Yards Leaders - Dallas Cowboys, Single Season

Player	Rush	Rec	Total	YPG
DeMarco Murray, 2014	1,845	416	2,261	141.3
Emmitt Smith, 1995	1,773	375	2,148	134.3
Emmitt Smith, 1992	1,713	335	2,048	128.0
Herschel Walker, 1988	1,514	505	2,019	126.2
Ezekiel Elliott, 2018	1,434	567	2,001	133.4

Elliott established a career-high with 240 total scrimmage yards (152 rush; 88 receiving) against Detroit (9/30/18). It was the seventh-most yards from scrimmage by a Dallas Cowboy - fourth-highest by a running back - and was the highest output in a single game by any NFL player in 2018.

Three of his top-five career performances in scrimmage yards came in 2018:

Scrimmage Yards - Single Game, Ezekiel Elliott

Opp	Date	Rush	Rec	Total
DET	9/30/18	152	88	240
@SF	10/22/17	147	72	219
@Pit	11/13/16	114	95	209
@Atl	11/18/18	122	79	201
PHI	12/9/18	113	79	192

Elliott had two games with at least 200 scrimmage yards in 2018, the most by any NFL player last season and tied for the most by a player in a single-season in team history:

Games w/200-Plus Scrmg. Yds - Dallas, Single Season

Player	Games	Season
Herschel Walker	2	1986
Emmitt Smith	2	1993
DeMarco Murray	2	2014
Ezekiel Elliott	2	2018

Elliott owns four career games with at least 200 yards from scrimmage, tied for the most by a player in team history:

Games With 200-Plus Scrimmage Yards - Dallas Cowboys

Player	Games
Emmitt Smith	4
DeMarco Murray	4
Ezekiel Elliott	4

Elliott was the first player in the NFL in 2018 to post 200 yards from scrimmage, and he has the most games with 200-plus scrimmage yards over the last three seasons:

Games With 200-Plus Scrimmage Yards - NFL, 2016-18

Player	Games
Ezekiel Elliott, Dal	4
Jay Ajayi, Mia/Phi	3
Todd Gurley, LAR	3

Elliott has compiled 29 games with 100-plus yards from scrimmage over the last three seasons - most in the NFL:

100-Yard Games - NFL, 2016-18

Player	Games
Ezekiel Elliott, Dal	29
Todd Gurley, LAR	22

Elliott also owns a league-best 36 games with at least 85 scrimmage yards over the same time period:

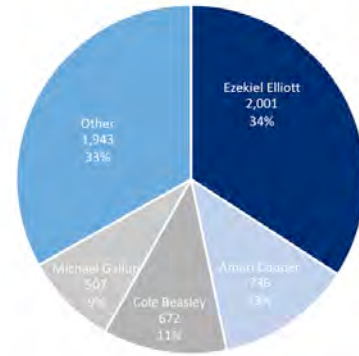
85-Plus-Yard Games - NFL, 2016-18

Player	Games
Ezekiel Elliott, Dal	36
Todd Gurley, LAR	29

★ DIVIDING UP THE PIE ★

In 2018 the Dallas Cowboys offense compiled 5,859 gross yards. Of that offensive pie, Ezekiel Elliott took up a sizeable portion of Dallas' offense. In fact, his 2,001 yards were equivalent to 34 percent of the Cowboys offensive output:

Dallas Cowboys Offensive Breakdown - 5,859 Gross Yards



■ Ezekiel Elliott ■ Amari Cooper ■ Cole Beasley ■ Michael Gallup ■ Other

★ RUN & CATCH ★

Ezekiel Elliott posted his fifth career game with at least 100 rushing yards and 50 receiving yards against Philadelphia (12/9/18) to establish a club record for the most in franchise history:

Games w/at least 100 Rush Yds & 50 Rec. Yds - Cowboys

Player	Games
Ezekiel Elliott	5
Tony Dorsett	4
Herschel Walker	4
Emmitt Smith	4

His five career games with at least 100 rushing yards and 50 receiving yards are also the most by any league rusher since he entered the NFL in 2016.

Elliott reached another milestone in the Eagles game, becoming only the second player in team history with 1,000 rushing yards and 500 receiving yards in a single season, joining Herschel Walker (1988):

1,000 Rush Yds & 500 Rec. Yds - Dallas Cowboys

Player	Season	Rush	Rec	Total
Herschel Walker	1988	1,514	505	2,019
Ezekiel Elliott	2018	1,434	567	2,001

Against Tampa Bay (12/23/18), Elliott became only the fifth player in NFL history with at least 4,000 rushing yards and 1,000 receiving yards in his first three seasons:

4,000 Rush Yds & 1,000 Rec. Yds - NFL

Player	Seasons	Rush	Rec	Total
Ottis Anderson	1979-81	4,333	1,003	5,336
Barry Sanders	1989-91	4,322	1,069	5,391
LaDainian Tomlinson	2001-03	4,564	1,581	6,145
Chris Johnson	2008-10	4,598	1,008	5,606
Ezekiel Elliott	2016-18	4,048	1,199	5,247

★ RELIABLE TARGET ★

Ezekiel Elliott set career-highs in receiving in 2018 with a team-leading 77 receptions for 567 yards (second on the team) and three touchdowns (second). Elliott's 77 receptions were the most all-time by a Dallas running back - first time a running back has led the team in receptions since Richie Anderson in 2003 - while his 567 yards were fourth and his three touchdowns tied for sixth:

Single-Season Receptions by a RB - Dallas Cowboys

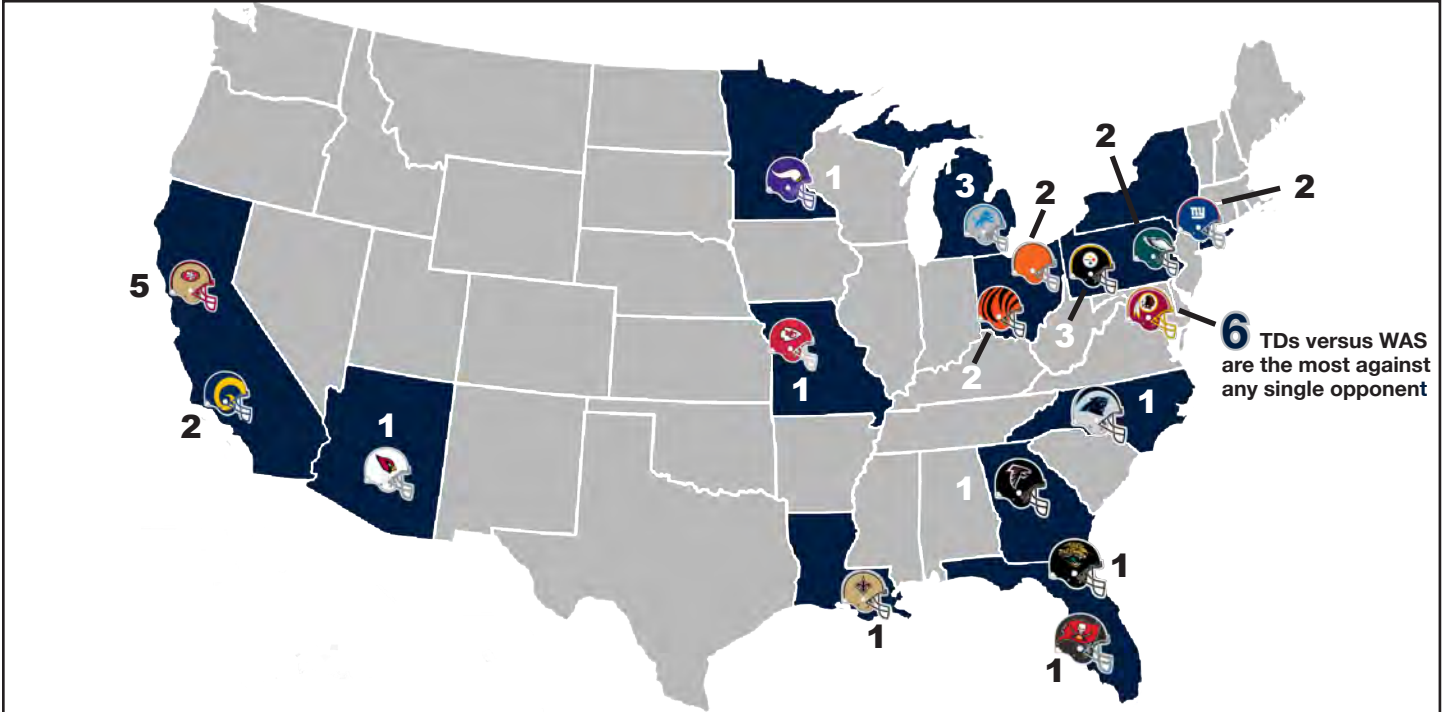
Player	Receptions	Season
Ezekiel Elliott	77	2018
Herschel Walker	76	1986
Ron Springs	73	1983

Single-Season Receiving Yards by a RB - Dallas Cowboys

Player	Rec. Yds	Season
Herschel Walker	837	1986
Herschel Walker	715	1987
Ron Springs	589	1983
Ezekiel Elliott	567	2018

Among NFL running backs in 2018, Elliott ranked fifth in receptions, eighth in receiving yards and tied for 12th in touchdowns.

★ EZEKIEL ELLIOTT TOUCHDOWNS BY TEAM ★



★ BIG-PLAY RUNS ★

For the 2018 season, Ezekiel Elliott logged 41 "big-play" runs of 10-plus yards - most in the NFL:

Big-Play Runs - 2018

Player	10+ Runs
Ezekiel Elliott, Dal	41
Todd Gurley, LAR	35
Joe Mixon, Cin	34
Chris Carson, Sea	33

Since entering the league in 2016, Elliott has posted the most "big-play" runs of 10-plus yards over the last three seasons:

Big-Play Runs - 2016-18

Player	10+ Runs
Ezekiel Elliott, Dal	110
Jordan Howard, Chi	93
Todd Gurley, LAR	91
Maelvin Gordon, LAC	85

In fact, Elliott has recorded a 10-plus yard run on 12.7% of his career carries, which ranks third in the NFL among active running backs, and 11th in NFL history (min. 750 att):

Big-Play Run Percentage - Active Running Backs

Player	10+ Runs
LeSean McCoy, Buf	13.0%
Adrian Peterson, Was	12.8%
Ezekiel Elliott, Dal	12.7%
C.J. Anderson, Det	12.5%
Bilal Powell, NYJ	12.4%

The Dallas Cowboys have made big-play runs of 10-plus yards a staple of their rushing attack, as the team finished in the top-five in three of the last four seasons (2017-t-4th; 2016-2nd; 2014-t-5th).

In 2018 Dallas' 61 "big-play runs" tied for seventh in the NFL:

2018 Big Rush Plays, 10+ Yards

Team	10+ Yd Runs
Seattle	77
Carolina	69
Baltimore	64
L.A. Rams	64
New England	64
L.A. Chargers	62
Dallas	61
Tennessee	61

★ RUSHING TO THE TOP ★

Over the last few seasons, the Dallas Cowboys have established an identity on offense with their rushing attack, finishing second in the NFL in rushing yards-per-game in three of the last four seasons (2014, 2016, 2017). In 2018 Dallas ranked 10th:

2018 NFL Team Rushing Leaders - Yards-Per-Game

Team	Att	Yards	Avg	TD	Yds/Gm
Seattle	534	2,560	4.8	15	160.0
Baltimore	547	2,441	4.5	19	152.6
L.A. Rams	459	2,231	4.9	23	139.4
Carolina	416	2,136	5.1	17	133.5
New England	478	2,037	4.3	18	127.3
New Orleans	471	2,025	4.3	26	126.6
Tennessee	454	2,023	4.5	15	126.4
Houston	472	2,021	4.3	12	126.3
Buffalo	468	1,984	4.2	15	124.0
Dallas	439	1,963	4.5	13	122.7

★ GIVE THEM 100 ★

The Dallas Cowboys offense has put a premium on its rushing attack, and since 2011, the unit has logged the most games with a 100-yard rusher in the NFL:

Most Games with a 100-Yard Rusher - NFL, 2011-18

Team	Games
Dallas	47
Seattle	45
Houston	39

During this time, Dallas has boasted five different rushers to reach the century mark, with DeMarco Murray and Ezekiel Elliott (both with 19 games) leading the way.

★ 'EZE DOES IT ★

Ezekiel Elliott gathered 95 total first downs (73 rush; 22 receiving) to lead the Cowboys and rank second in the NFL. Elliott was first in rushing first downs:

Leaders in First Downs - NFL

Player	Rush	Rec	Total
Todd Gurley, LAR	70	26	96
Ezekiel Elliott, Dal	73	22	95
Christian McCaffrey, Car	53	41	94
Alvin Kamara, NO	57	31	88
Andre Hopkins, Hou	0	81	81
Julio Jones, Atl	1	80	81



★ THAT'S AMARI! ★

The Dallas offense made considerable strides since the team traded for Amari Cooper on Oct. 22:

(Chart reflects stats and rankings in seven games before trade for Cooper and stats in nine games with Cooper)

	Before	After
Record	3-4	7-2
Scoring Avg. (NFL rank)	20.0 (26)	22.1 (19)
Total Off. (NFL rank)	320.0 (28)	362.3 (15)
Rushing Off. (NFL rank)	136.9 (4)	111.7 (14)
Passing Off. (NFL rank)	183.1 (29)	250.7 (11)
Third Down Pct. (NFL rank)	31.9 (30)	48.4 (1)

The trade also vastly improved Cooper's 2018 season numbers:

(Chart reflects stats and rankings in six games played before trade and stats in nine games played after trade)

	Before	After
Games Played/Games Started	6/6	9/9
Receptions (NFL rank)	22 (64t)	53 (11)
Receiving Yards (NFL rank)	280 (58)	725 (10)
Receiving Touchdowns (NFL rank)	1 (82t)	6 (4t)
Receiving First Downs (NFL rank)	14 (52t)	39 (4t)

★ FLYING THE COOP ★

Amari Cooper set career-highs against Philadelphia (12/9/18) with 217 receiving yards and three touchdowns on 10 receptions (tied for third in his career) and for the second time of the season, was named NFC Offensive Player of the Week for Week 14. His 217 receiving yards were the most by any NFL receiver in 2018, and the most since Julio Jones logged 253 yards against Tampa Bay (11/26/17).

His previous season-high came a few weeks prior against Washington (11/22/18) when he led the team with eight receptions for 180 yards and two touchdowns. Cooper's 180 receiving yards were the most by a Cowboys receiver on Thanksgiving Day, and were the most by a Cowboys receiver at the time since Dez Bryant had 224 against New Orleans (12/23/12). He was named the NFC's Offensive Player of the Week for Week 12 for his performance.

2018 NFL Single-Game Receiving Yards Leaders

Player	Opp	Date	Rec	Yds	Avg	Lg	TD
Cooper, Dal	vs. Phi	12/9/18	10	217	21.7	75t	3
Hill, KC	@LAR	11/19/18	10	215	21.5	73t	2
Thomas, NO	vs. LAR	11/4/18	12	211	17.6	72t	1
Kittle, SF	vs. Den	12/9/18	7	210	30.0	85t	1
Hilton, Ind	@ Hou	12/9/18	9	199	22.1	60	0

Cooper also became only the third player in team history with 200-plus receiving yards and three scores in a single game and the first NFL receiver to do so since Andre Johnson in 2013:

Players with 200 Rec. Yards & 3 TDs - Cowboys, Single Game

Player	Opp	Date	Rec	Yds	Avg	Lg	TD
Frank Clarke	vs. Was	9/16/62	10	241	24.1	58t	3
Michael Irvin	vs. Pho	9/29/92	8	210	26.3	87t	3
Cooper, Dal	vs. Phi	12/9/18	10	217	21.7	75t	3

★ COMPLETE 180 ★

With a 180-yard performance against Washington (11/22/18), and a 217-yard performance against Philadelphia (12/9/18), Amari Cooper became only the third player in team history to post two games with at least 180 receiving yards in a single season, and the first to do it since the 1996 season:

Most Games w/at least 180+ Rec. Yards - Cowboys, Single Season

Player	Games	Season
Bob Hayes	2	1966
Michael Irvin	2	1996
Amari Cooper	2	2018

Cooper also became the fifth player to post at least 180 receiving yards in two-or-more games in a Cowboys career, and is tied for the third-most games:

Most Games w/at least 180+ Rec. Yards - Dallas Cowboys, Career

Player	Games
Bob Hayes	4
Michael Irvin	3
Frank Clarke	2
Tony Hill	2
Amari Cooper	2

After Amari Cooper's trade to Dallas in Week 9, he converted 39-of-53 receptions for a first down, which at 74% ranked sixth in the NFL over his time with the Cowboys.

*min 35 receptions since Week 9

★ THE AMARI EFFECT ★

After trading for Amari Cooper with the Oakland Raiders on Oct. 22 for a first round draft choice in 2019, the Dallas Cowboys saw immediate results. In nine games after acquiring Cooper, the former fourth overall pick in the 2015 NFL Draft, he tied for the fourth-most receiving first downs (39) and fourth-most receiving touchdowns (six), had the eighth-most receptions (53) and ninth-most receiving yards (725) to lead the team and rank amongst the top-10 of all NFL wide receivers from Weeks 9-17:

NFL WR Receiving Leaders - Week 9-17

Player	GP	Tgt	Rec	Yds	Avg	Lng	TD	1st
T.Y. Hilton, Ind	8	73	50	917	18.3	68t	2	38
Julio Jones, Atl	9	89	60	865	14.4	37	8	42
JuJu Smith-Schuster, Pit	9	97	65	832	12.8	97t	5	39
DeAndre Hopkins, Hou	8	85	62	783	12.6	45t	5	43
Tyreek Hill, KC	8	72	43	774	18.0	73t	5	30
Mike Evans, TB	9	71	40	754	18.9	64	4	33
Antonio Brown, Pit	8	88	58	745	12.8	78t	7	36
Michael Thomas, NO	9	83	67	736	11.0	72t	5	39
Amari Cooper, Dal	9	76	53	725	13.7	90t	6	39

On third downs, Cooper's 13 first downs and 17 receptions were second, while his two touchdowns tied for fourth and his 169 receiving yards were good for seventh during Weeks 9-17:

2018 3rd Down Rec. Leaders, NFL - 1st Downs, Week 9-16

Player	Tgt	Rec	Yds	Avg	Lg	TD	1st
Michael Thomas, NO	23	18	228	12.7	72t	1	14
Amari Cooper, Dal	23	17	189	11.1	40t	2	13
Davante Adams, GB	20	13	241	18.5	57	1	12

★ GALLUP-ING YARDS ★

Michael Gallup averaged 15.36 yards-per-reception on 33 catches as a rookie in 2018, the sixth rookie to average more than 15.0 yards in Cowboys history:

Cowboys Rookie Rec. Avg. Leaders

Player	GP	Rec	Yds	Avg	TD
Bob Hayes	13	46	1,003	21.8	12
Michael Irvin	14	32	654	20.4	5
Mike Sherrad	16	41	744	18.2	5
Terrance Williams	16	44	736	16.7	5
Antonio Bryant	16	44	733	16.7	6
Michael Gallup	16	33	507	15.4	2



74%
Dak Prescott has completed 73.7% of his passes to tight ends in his first three NFL seasons, the third-highest percentage in the NFL over that span. Despite missing the 2018 season, Witten has caught 131 passes from Prescott, third-most in the QB's three years.

★ IRON MAN ★

Jason Witten played in his 15th season in 2017 - all with the Cowboys - to tie Ed Jones (1974-78, 1980-89), Bill Bates (1983-97) and Mark Tuinei (1983-97) for the most seasons played in team history. He has played in a team-record 235 consecutive games out of a possible 239 games in his career, missing just one game due to a broken jaw against Arizona (10/5/03), and it is currently the second-longest streak amongst all active NFL players:

Consecutive Games Played - Dallas Cowboys

Player	Games
Jason Witten, 2003-17*	235
L.P. Ladouceur, 2005-18*	221
Bob Lilly, 1961-74	196

*indicates current streak

Witten overtook Ed Jones (224) for the most career games played in team history at Denver (9/17/17) and is now at 239:

Games Played - Dallas Cowboys

Player	Games
Jason Witten, 2003-17	239
Ed Jones, 1974-78, 1980-89	224
L.P. Ladouceur, 2005-18*	221

Witten also had a streak of 179 consecutive games started, and it was the second-longest active streak in the NFL:

Consecutive Games Started - Dallas Cowboys

Player	Starts
Jason Witten, 2006-17	179
Lee Roy Jordan, 1966-76	154
Cornell Green, 1964-74	145

He has made 229 career starts for the most in team history:

Games Started - Dallas Cowboys

Player	Starts
Jason Witten, 2003-17	229
Ed Jones, 1974-78, 1980-89	203
Emmitt Smith, 1990-2002	199

★ LEADING MAN ★

Already placing in the top-two in career receptions and receiving yards all-time among league tight ends, Jason Witten is moving up the NFL's all-time receptions and receiving yards charts among all position players. Witten opened 2017 ranked seventh in receptions (1,089) and 27th in receiving yards (11,888).

He surpassed Tim Brown (1,094) for sixth on the league's all-time receptions list against the N.Y. Giants (9/10). At Denver (9/17) Witten moved up to fourth past Cris Carter (1,101) and Marvin Harrison (1,102).

Amongst league receiving yards leaders in 2017, Witten topped Derrick Mason (12,061) and Hines Ward (12,083) for 24th against Green Bay (10/8), Charlie Joiner (12,146) for 23rd at San Francisco (10/22), Brandon Marshall (12,215) for 22nd at Atlanta (11/12) and Jimmy Smith (12,287) for 21st against the LA Chargers (11/23):

NFL Career Receptions Leaders		NFL Career Receiving Yards Leaders	
1.	Jerry Rice 1,549	1.	Jerry Rice.....22,895
2.	Tony Gonzalez..... 1,325	2.	Larry Fitzgerald* .16,279
3.	Larry Fitzgerald*... 1,303	3.	Terrell Owens.....15,934
4.	Jason Witten*..... 1,152	19.	Irving Fryar.....12,785
		20.	Art Monk12,721
		21.	Jason Witten*12,448

* indicates active players

★ WITTEN IN HISTORY ★

After being selected in the third round of the 2003 NFL Draft by the Dallas Cowboys, Jason Witten steadily climbed Dallas' all-time receiving yards charts and is now the club's all-time leader in receptions (1,152) and receiving yards (12,448).

He topped the club's all-time receiving yards list in the 2017 season opener against the N.Y. Giants (9/10), surpassing Michael Irvin (11,904) at home:

All-Time Cowboys Receiving Yards List

1.	Jason Witten	12,448	(2003-17)
2.	Michael Irvin	11,904	(1988-99)
3.	Tony Hill	7,988	(1977-86)
4.	Drew Pearson.....	7,822	(1973-83)
5.	Dez Bryant.....	7,459	(2010-17)

Among his 12,448 yards are 21 games in which he reached 100 yards - a club tight end record. His 21 100-yard outings are tied for fourth all-time among league tight ends since 1970:

Cowboys Tight End	100-yard Games	NFL Tight End	100-yard Games
1. Jason Witten	21	1. Tony Gonzalez.....	31
2. Doug Cosbie	4	2. Rob Gronkowski.....	28
Jay Novacek	4	3. Kellen Winslow, Sr....	24
		4. Jason Witten	21
		Antonio Gates.....	21

In 2012 at Atlanta (11/4), Witten surpassed Michael Irvin for the top spot on Dallas' all-time receptions chart:

All-Time Cowboys Receptions List

1.	Jason Witten ...	1,152	(2003-17)
2.	Michael Irvin	750	(1988-99)
3.	Dez Bryant.....	531	(2010-17)
4.	Drew Pearson.....	489	(1973-83)
5.	Emmitt Smith	486	(1990-02)

Among all active NFL tight ends, Witten has caught the most passes (1,152) for the most yards (12,448):

All Active Tight Ends - NFL			
Player	Rec.	Player	Yards
Jason Witten ...	1,152	Jason Witten	12,448
Antonio Gates	955	Antonio Gates ...	11,841
Greg Olsen.....	666	Greg Olsen.....	7,847
Jimmy Graham....	611	Vernon Davis.....	7,439
Vernon Davis.....	573	Jimmy Graham....	7,436

★ THAT'S A BUNCH OF WITT ★

After coming into the league as Dallas' third round draft pick in 2003, Jason Witten has strung together a Hall of Fame career. He has appeared in the most Pro Bowls by a Cowboys tight end (11, seven consecutive - 2004-10 and three consecutive 2012-14 and in 2017), is tied for the most by any Dallas player in team history and is tops on the club's all-time receptions and receiving yards charts. In 2012 he took the top spot on the club's receptions chart from Michael Irvin at Atlanta (11/4). Witten took 151 games to reach the top of the team's receptions chart which was faster than Irvin (159). When compared to the two other NFL tight ends with at least 750 catches - Tony Gonzalez and Shannon Sharpe - Witten also reached the mark faster - Gonzalez (163 games), Sharpe (169).

He surpassed 1,000 career receptions at Washington (12/7/15) with five catches against the Redskins, reaching that mark in his 203rd game to become the sixth-fastest NFL player to do so, and the fastest tight end.

In 2012 Witten notched a club-record 18-catch game against the N.Y. Giants (10/28). His 18 receptions tied for third in a game in NFL history and were the most by a tight end in league history:

Single-Game Cowboys Receptions

Player	No.	Opp (Date)
Jason Witten	18	NYG (10/28/12)
Jason Witten	15	@ Det (12/9/07)
Jason Witten	14	@ NYG (12/6/09)
Lance Rentzel	13	Was (11/19/67)
Jason Witten	13	Chi (10/1/12)
Dez Bryant	13	@ Bal (10/14/12)

Single-Game Receptions NFL History

Player	Rec.	Player	Rec.
Brandon Marshall	21	Jason Witten	18
Terrell Owens	20	Jason Witten	15
Brandon Marshall	18	Zach Ertz	15
Jason Witten	18	Kellen Winslow	15

Witten hauled in 10 passes at Denver (9/17) to mark his 11th career game with 10-or-more receptions - most by a Dallas Cowboy and the second-most by any NFL tight end:

Most Career Games w/10-plus Receptions - NFL TEs

Tight End	Games
Tony Gonzalez	15
Jason Witten	11
Zach Ertz	10
Jimmy Graham	5
Jeremy Shockey	5
Kellen Winslow, Jr.	5

Most Career Games w/10-plus Receptions - Dallas Cowboys

Player	Games
Jason Witten	11
Michael Irvin	7
Miles Austin	5
Dez Bryant	4

★ TE'S TD'S ★

Jason Witten topped Billy Joe DuPree (41) for the most receiving touchdowns by a Dallas Cowboys tight end against Chicago (10/1) in 2012:

All-Time Cowboys Receiving Touchdown List - Tight Ends

1. Jason Witten	68	(2003-17)
2. Billy Joe DuPree	41	(1973-83)
3. Doug Cosbie	30	(1979-88)
4. Jay Novacek	22	(1990-95)
5. Pettis Norman	14	(1962-70)

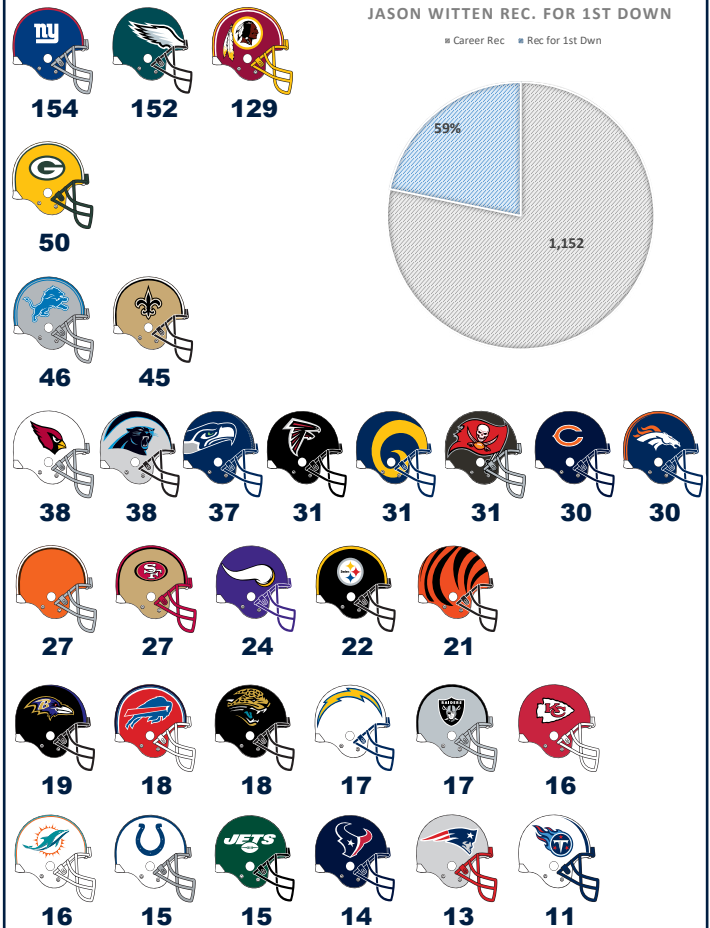
Since then, he has moved up Dallas' all-time receiving touchdowns chart, and he recently surpassed Michael Irvin (65) at San Francisco (10/22) for third amongst all Cowboys receivers:

All-Time Cowboys Receiving Touchdown List

1. Dez Bryant	73	(2010-17)
2. Bob Hayes	71	(1965-74)
3. Jason Witten	68	(2003-17)
4. Michael Irvin	65	(1988-99)
5. Tony Hill	51	(1977-86)

★ WITTEN RECEPTIONS BY TEAM ★

Below is a team-by-team breakdown of Jason Witten's 1,152 career receptions. Witten is one-of-12 players in NFL history to record 100-plus catches against three different opponents, and is only one-of-three to have 150-plus against two different teams (Larry Fitzgerald, Jerry Rice):



★ WITTEN VERSUS NFC EAST ★

Veteran Jason Witten ranks fourth all-time in receptions (1,152) and 21st all-time in receiving yards in NFL history. His highest totals have come against his NFC East opponents in the New York Giants, Philadelphia Eagles and Washington Redskins. Below are Witten's totals against the NFC East:

Team	GP	Rec	Yds	Avg	TD
N.Y. Giants	30	154	1,568	10.2	15
Philadelphia	28	152	1,642	10.8	8
Washington	30	129	1,446	11.2	9
Totals	88	433	4,639	10.7	32

★ TE RANKINGS ★

Since entering the league in 2003, Jason Witten has provided Dallas with the full package at tight end. After wrapping up his 15th season, Witten has caught 1,152 passes for 12,448 yards - both franchise bests - and 68 touchdowns. He is the NFL's second all-time leading tight end in career receptions and receiving yards:

NFL Career Receptions Leaders (TEs)

1. Tony Gonzalez	1,325
2. Jason Witten*	1,152
3. Antonio Gates*	955
4. Shannon Sharpe	815
5. Ozzie Newsome	662

NFL Career Receiving Yards Leaders (TEs)

1. Tony Gonzalez	15,127
2. Jason Witten*	12,448
3. Antonio Gates*	11,841
4. Shannon Sharpe	10,060
5. Ozzie Newsome	7,980

* indicates active players



176

Leighton Vander Esch finished 2018 with 176 tackles, the most by a Cowboys rookie in franchise history. His 2018 total also is the fourth-highest tackle tally by any Dallas defender, as far back as coaches film since 1977.

★ WOLF HUNTER ★

The Dallas Cowboys used their 2018 first round draft selection (19th overall) on Boise State linebacker Leighton Vander Esch. Vander Esch became the first rookie in team history to lead the team in tackles (since 1977) with 176 stops while starting 11-of-16 games played. He is only the sixth rookie to reach 100 tackles in a season - and registered the highest total by a rookie in a single season, dating back to 1977 when the stat started to be tracked by Dallas coaches film:

Most Tackles By a Cowboys Rookie - Single Season, Since 1977

Player	Tackles	Season
Leighton Vander Esch, LB	176	2018
Dexter Coakley, LB	136	1997
Roy Williams, S	127	2002

His 2018 total also was the fourth-most tackle tally by any Dallas defender, using coaches film since 1977:

Most Tackles - Dallas Cowboys Single Season, Since 1977

Player	Tackles	Season
Eugene Lockhart	222	1989
Bradie James	202	2008
Bradie James	181	2009
Leighton Vander Esch, LB	176	2018

Vander Esch led or tied the team lead in tackles in 10 games this season, and notched double-digit stops in 11 games. He totaled 18 stops to tie the second-most tackles by a rookie against Houston (10/7/18), then set the record with 19 tackles at Philadelphia (11/11/18), and tied his second-highest against Tampa Bay (12/23):

Single-game Tackle, Cowboys Rookie, Since 1983

Player	Opp	Date	ST	AT	TT
Leighton Vander Esch, LB ...	@Phi	11/11/18	15	4	19
Anthony Hitchens, LB	@STL	9/21/14	12	6	18
Leighton Vander Esch, LB ...	@Hou	10/7/18	12	6	18
Leighton Vander Esch, LB ...	TB	12/23/18	14	4	18

Vander Esch also showed abilities as a playmaker, picking off two passes on the season to tie for the team lead. His two picks tied the second-most picks by a rookie linebacker in team history.

★ TRIPLE DIGIT TACKLE BROS ★

The Dallas Cowboys defense boasted two players over the tackle century mark. Rookie Leighton Vander Esch led the defense with a franchise rookie record 176 stops - fourth-most by any Dallas defender - while Jaylon Smith was second on the team with a career-high 150. It was the first time Dallas has had at least two defenders with over 100 tackles in a season since 2016 when the unit finished with four players over the century mark:

Dallas Cowboys Tackle Leaders - 2018 Season

Player	ST	AT	TT
Leighton Vander Esch	125	51	176
Jaylon Smith	101	49	150

★ THE PREDATOR ★

Jaylon Smith has cemented himself as one of the core pieces of the Dallas Cowboys defense with his speed and ferocity at the linebacker position. Smith had a career-best 2018 season, totaling 150 tackles and also blitzing opposing quarterbacks with 4.0 sacks in the process. Smith played 95.3% of the defensive snaps for Dallas in 2018 just three years removed from a knee injury that almost ended his career. He is the first Cowboys linebacker to record 150 tackles and at least 4.0 sacks since Keith Brooking in 2009:

Dallas Cowboys 150 tackles and 4.0 sacks, since 2000

Player	ST	Sacks	Season
Jaylon Smith	150	4.0	2018
Keith Brooking	156	4.0	2009
Bradie James	202	8.0	2008

Smith also set the tone for the defense with his hard hitting style, tying for the team lead with two forced fumbles and two fumble recoveries, including a 69-yard touchdown return.

★ TOP-TEN D ★

The defense of the Dallas Cowboys announced its presence to the NFL in 2018, limiting its opponents to 329.3 yards-per-game, good for the seventh-fewest in the league:

2018 NFL Team Defense - YPG

Team	Rush	Passing	Total
Baltimore	82.9	210.0	292.9
Buffalo	114.9	179.2	294.1
Chicago	80.0	219.7	299.7
Minnesota	113.4	196.3	309.7
Jacksonville	116.9	194.6	311.4
Pittsburgh	96.1	231.1	327.2
Dallas	94.6	234.7	329.3

★ POINTS HARD TO COME BY ★

The Cowboys defense limited opposing offenses to 20.3 points-per-game (316 points) in 2018 to rank sixth in the league:

Fewest Points Allowed - 2018 NFL Defense

Team	Points	PPG
Chicago	283	17.7
Baltimore	287	17.9
Tennessee	303	18.9
Houston	316	19.8
Jacksonville	316	19.8
Dallas	324	20.3

★ RED DEFENSE REDEMPTION ★

The Cowboys defense took a stand in defending its end zone. In 2018 the unit placed seventh in the red zone, allowing only 25 touchdowns in 49 offensive appearances (51.0):

Red Zone TD Efficiency Rate - NFL Defense 2018

Team	Poss.	Pts	TD	TD%	FG	Scores	Pct
Philadelphia	56	238	25	44.6	23	48	85.7
Tennessee	47	191	21	44.7	15	36	76.6
Minnesota	49	220	22	44.9	21	43	87.8
Seattle	51	224	25	49.0	17	42	82.4
Chicago	40	176	20	50.0	13	33	82.5
L.A. Chargers	50	216	25	50.0	15	40	80.0
Dallas	49	224	25	51.0	17	42	85.7



25.0 DeMarcus Lawrence has recorded 25.0 sacks since the start of the 2017 season - fourth in the NFL during that span behind only Aaron Donald (31.5), Chandler Jones (30.0), and Ryan Kerrigan (26.0).

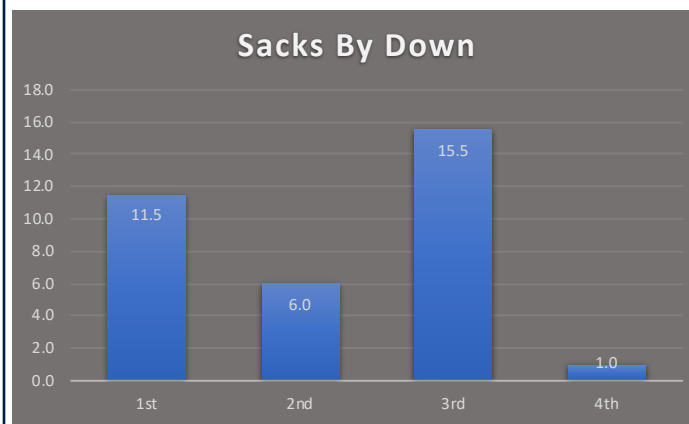


53% Byron Jones locked down opposing receivers in 2018, allowing a catch on only 53% of targets against him. He was one-of-three corners to play 50% of snaps, allow a completion rate of less than 55% and fewer than two touchdowns in 2018. (per PFF)

★ **TANK ROLLING OVER QBS** ★

Lawrence has recorded 34.0 sacks in the regular season, with the most against any single opponent coming against Kirk Cousins (5.0). Below is a breakdown of his sacks by quarterback and by down:

Player	Sacks	Player	Sacks
Kirk Cousins	5.0	Drew Brees.....	1.0
Eli Manning.....	3.5	Ryan Fitzpatrick.....	1.0
Carson Palmer.....	3.0	Jared Goff.....	1.0
Matthew Stafford	3.0	Marcus Mariota.....	1.0
Matt Ryan	2.5	Cam Newton.....	1.0
Aaron Rodgers	2.0	Ben Roethlisberger.....	1.0
Trevor Siemien	2.0	Ryan Tannehill	1.0
Jameis Winston	2.0	Tyrod Taylor	1.0
Russell Wilson	1.5	Colt McCoy	0.5
C.J. Beathard.....	1.0		



★ **SHACKLES** ★

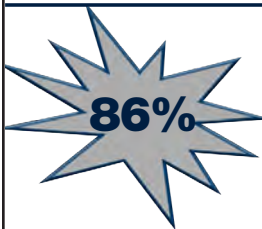
Despite not bringing down an interception in 2018, Byron Jones was named to his first Pro Bowl on the basis of his lockdown coverage ability. He blanketed opposing receivers all over the field, allowing only two touchdowns and a 53% completion percentage on 69 targets. Below is a breakdown of his coverage by opponent from 2018, per PFF.

Team	Coverage Snaps in 2018				
	Target	Rec	Yards	YAC	TD
Carolina	4	3	41	1	0
N.Y. Giants	5	1	0	1	0
Seattle	7	3	10	6	0
Detroit	0	0	0	0	0
Houston.....	6	5	74	28	0
Jacksonville.....	2	0	0	0	0
Washington	1	1	15	3	0
Tennessee.....	6	2	29	1	0
Philadelphia.....	4	3	39	7	0
Atlanta	6	2	22	3	0
Washington	5	3	31	0	0
New Orleans.....	3	1	3	8	0
Philadelphia.....	3	2	44	3	1
Indianapolis	3	2	18	12	0
Tampa Bay	11	7	125	22	0
N.Y. Giants	3	2	30	-1	1
Totals	69	37	481	94	2

★ **NO YAC FOR YOU** ★

The Cowboys secondary rallied to opposing receivers in 2018, allowing the 10th-fewest yards average (5.2) after the catch in the league, and also tying for third in most catches where the offense had one yard-or-fewer after the catch (77):

Team	Most Catches Allowed with YAC <1			
	Rec.	YAC	YAC/Rec.	YAC<1
Chicago	377	1,855	5.0	81
N.Y. Jets	367	1,943	5.5	78
Dallas.....	367	1,868	5.2	77
Tampa Bay	387	1,921	5.2	77



Brett Maher went six-of-seven (85.7%) from 50-plus yards in his first NFL season, which is the second-highest percentage in a kicker's first season since the 1970 NFL Merger.

**minimum five attempts of 50+ yards*

★ NO PROBLEM FROM FIFTY ★

In the win over Jacksonville (10/14/18), Brett Maher went four-of-four on field goal tries, including converting two from 50-or-more. It marked the seventh time in franchise history a kicker hit multiple 50-yard field goals. Dan Bailey did it five times (last vs. Seattle, 12/24/17) and Eddie Murray did it once:

Games with 2+ 50-Yard Field Goals - Dallas Cowboys					
Player	Date	Opp	FGM	FGA	Lng
Eddie Murray	12/12/93	@ Min	2	2	52
Dan Bailey	9/15/13	@ KC	2	2	53
Dan Bailey	10/27/13	@ Det	2	2	53
Dan Bailey	12/15/13	GB	2	2	50
Dan Bailey	9/11/16	NYG	2	2	56
Dan Bailey	12/24/17	SEA	2	2	51
Brett Maher	10/14/18	JAX	2	2	55

On the season, Maher was six-of-seven on field goals from 50-yards-or-more - tied for the most in the NFL in 2018 and tied for the most by a Cowboys kicker in team single-season history:

Most 50-Yard FGs - Dallas Cowboys, Single Season				
Player	Season	FGM	FGA	Pct
Dan Bailey	2013	6	7	85.7
Brett Maher	2018	6	7	85.7

★ HOW ABOUT FROM 60? ★

Brett Maher made history against Philadelphia (12/9/18), connecting on a franchise-record 62-yard field goal at the end of the second quarter. It served as the longest in team history, as the previous Cowboys best was a 56-yard field goal (four players), and tied the seventh-longest field goal made (tied for third-longest by yardage) in NFL history:

Longest Field Goal Made - NFL, Single Game		
Player	FG Long	Opp/Date
Matt Prater, Den	64	vs. Ten, 12/8/13
Tom Dempsey, NO	63	vs. Det, 11/8/70
Jason Elam, Den	63	vs. Jax, 10/25/98
Sebastian Janikowski, Oak	63	@ Den, 9/12/11
David Akers, SF	63	@ GB, 9/9/12
Graham Gano, Car	63	vs. NYG, 10/7/18
Matt Bryant, TB	62	vs. Phi, 10/22/06
Stephen Gostkowski, NE	62	@ Oak, 11/19/17
Brett Maher, Dal	62	vs. Phi, 12/9/18

★ BRETT "MONEY" MAHER ★

The Dallas Cowboys made the decision to go with first-year pro Brett Maher at kicker in 2018. Maher connected on 29-of-36 for the seventh-most field goals made in the NFL:

2018 Kicking Leaders - Field Goals Made			
Player	FGM	FGA	PCT
Ka'imi Fairbairn, Hou	37	42	88.1
Justin Tucker, Bal	35	39	89.7
Robbie Gould, SF	33	34	97.1
Jason Myers, NYJ	33	36	91.7
Aldrick Rosas, NYG	32	33	97.0
Mason Crosby, GB	30	37	81.1
Brett Maher, Dal	29	36	80.6

★ FIELD GOALS FOR FOUR ★

In two games in 2018, Brett Maher tallied four field goals - against Jacksonville (10/14) and against Detroit (9/30). Maher tied for the second-most games with four-or-more field goals in a season in team history (six players, eight times). Richie Cunningham had three games in 1997.

Additionally, Maher's two career games with four field goals are tied for fifth among all Cowboys kickers:

Most Games with 4+ Field Goals - Dallas Cowboys, Career		
Player	Games	Years
Dan Bailey	10	2011-17
Chris Boniol	4	1994-96
Richie Cunningham	3	1997-99
Eddie Murray	3	1993, 99
Billy Cundiff	2	2002-05
Nick Folk	2	2007-09
Toni Fritsch	2	1971-73, 75
Roger Ruzek	2	1987-99
Rafael Septien	2	1978-86
Brett Maher	2	2018

★ LONG-BALL BRETT ★

Following a 59-yard field goal against Tampa Bay (12/23/18), and coupled with his franchise-long 62-yarder against Philadelphia (12/9/18), Brett Maher now owns both of the longest field goals made in team history:

Longest Field Goal Made - Dallas Cowboys, Single Game		
Player	FG Long	Opp/Date
Brett Maher	62	vs. Phi, 12/9/18
Brett Maher	59	vs. TB, 12/23/18
Billy Cundiff	56	vs. Det, 11/20/05
Dan Bailey	56	@ Sea, 10/12/14
Dan Bailey	56	vs. NYG, 9/11/16
Dan Bailey	56	@ Den, 9/17/17

★ THE PUNT-ISHER ★

Dallas Cowboys punter Chris Jones serves as a weapon in the kicking game, and for his career he boasts a 44.9 gross average and a net average of 40.5, with 164 punts downed inside the 20-yard line - good for third all-time in team history.

Jones is third all-time amongst NFL punters in percentage of punts downed inside the 20-yard line (min. 100 punts) at 40.10%:

Punts Downed Inside the Opp 20-Yard Line - NFL History				
Player	Years	Punts	In20	In20%
Jordan Berry [^] , Pit	2015-18	254	107	42.13
Dustin Colquitt [^] , KC	2005-18	1,076	441	40.99
Chris Jones[^], Dal	2011-18	409	164	40.10
Johnny Hekker [^] , LAR	2012-18	542	217	40.04
Matt Bosher [^] , Atl	2011-18	480	188	39.17

[^] indicates active player
% Min. 100 punts

2019 DALLAS COWBOYS PRESEASON STATISTICS

WON 2, LOST 2

8/10	L	9-17	at San Francisco	67,052
8/17	W	14-10	at L.A. Rams	49,936
8/24	W	34-0	Houston	85,636
8/29	L	15-17	Tampa Bay	81,329

2019 TEAM STATISTICS

	DAL	OPP.
FIRST DOWNS	76	57
Rushing	18	16
Passing	41	32
Penalty	17	9
Third Down-Made/Att	18/60	15/53
Third Down Efficiency	30.0%	28.3%
Fourth Down-Made/Att	2/7	1/3
TOTAL NET YARDS	1,186	961
Avg. Per Game	296.5	240.3
Total Plays	271	238
Avg. Per Play	4.4	4.0
NET YARDS RUSHING	302	348
Avg. Per Game	75.5	87.0
Total Rushes	91	102
Avg. Per Rush	3.3	3.4
NET YARDS PASSING	884	613
Avg. Per Game	221.0	153.3
Sacked/Yards Lost	11/76	13/67
Gross Yards	960	680
Attempts/Completions	169/100	123/75
Pct. of Completion	59.2%	61.0%
Had Intercepted	2	8
PUNTS/AVERAGE	25/46.0	27/47.9
Net Punting Average	40.4	42.0
PUNT RETURN/AVG.	13/6.1	14/7.3
KICKOFF RETURN/AVG.	5/22.4	10/21.3
INTERCEPTION RETURN/AVG.	8/6.9	2/0.0
PENALTIES/YARDS	40/337	52/483
FUMBLES/BALL LOST	4/4	7/3
TOUCHDOWNS	8	5
Rushing	2	1
Passing	4	4
Returns	2	0
EXTRA POINTS/ATTEMPTS	6/8	5/5
TWO POINT CONVERSION/ATTEMPTS	0/1	0/0
FIELD GOALS/ATTEMPTS	6/8	3/4
AVG. TIME OF POSSESSION	29:56	30:05

SCORE BY PERIODS	Q1	Q2	Q3	Q4	OT	PTS
TEAM	36	16	14	6	0	72
OPPONENTS	14	10	10	10	0	44

SCORING	TD	RU	PA	RT	PAT	FG	2PT	S	PTS
B. Maher	0	0	0	0	6/6	5/7	0	0	21
J. Chunn	1	0	1	0	0/0	0/0	0	0	6
M. Gallup	1	0	1	0	0/0	0/0	0	0	6
J. Guyton	1	0	1	0	0/0	0/0	0	0	6
A. Morris	1	1	0	0	0/0	0/0	0	0	6
D. Olumba	1	0	0	1	0/0	0/0	0	0	6
T. Pollard	1	1	0	0	0/0	0/0	0	0	6
D. Smith	1	0	1	0	0/0	0/0	0	0	6
J. Thomas	1	0	0	1	0/0	0/0	0	0	6
K. Redfern	0	0	0	0	0/1	1/1	0	0	3
TEAM	8	2	4	2	6/7	6/8	0	0	72
OPPONENTS	5	1	4	0	5/5	3/4	0	0	44

2-Pt Conv: TM 0-1 OPP 0-0

SACKS: D. Wise 2.5, T. Charlton 2.0, K. Hyder 2.0, S. Soto 1.0, J. Jelks 1.0, T. Powell 1.0, C. Covington 1.0, J. March 1.0, J. Jackson 0.5, D. Armstrong 0.5, T. Hill 0.5, **TM** 13.0, **OPP** 11.0

FUM/LOST: M. White 2/2, R. Davis 1/1, T. Christian 1/1, **TM** 4/4, **OPP** 7/3

RUSHING	NO.	YDS	AVG	LONG	TD
T. Pollard	15	84	5.6	20	1
M. Weber	22	54	2.5	9	0
D. Jackson	18	49	2.7	11	0
J. Chunn	16	49	3.1	10	0
T. Christian	7	25	3.6	10	0
A. Morris	8	24	3.0	11	1
C. Rush	1	10	10.0	10	0
M. White	2	3	1.5	4	0
J. Olawale	1	3	3.0	3	0
C. Wilson	1	1	1.0	1	0
TEAM	91	302	3.3	20	2
OPPONENTS	102	348	3.4	20	1

RECEIVING	NO.	YDS	AVG	LONG	TD
D. Smith	14	188	13.4	22	1
C. Wilson	11	122	11.1	21	0
M. Lucas	13	98	7.5	27	0
J. Guyton	4	94	23.5	69t	1
J. Johnson	8	73	9.1	18	0
M. Gallup	4	62	15.5	31	1
B. Jarwin	4	51	12.8	33	0
J. Chunn	9	46	5.1	12t	1
C. McElroy	5	46	9.2	15	0
T. Austin	4	39	9.8	22	0
M. Weber	5	28	5.6	14	0
D. Jackson	4	27	6.8	9	0
T. Pollard	3	19	6.3	9	0
R. Davis	3	18	6.0	15	0
R. Cobb	2	17	8.5	10	0
D. Schultz	2	13	6.5	8	0
R. Yurachek	2	10	5.0	5	0
J. Witten	1	10	10.0	10	0
J. Olawale	1	0	0.0	0	0
D. Prescott	1	-1	-1.0	-1	0
TEAM	100	960	9.6	69t	4
OPPONENTS	75	680	9.1	45	4

INTERCEPTIONS	NO.	YDS	AVG	LONG	TD
D. Wilson	3	10	3.3	10	0
D. Olumba	1	26	26.0	26t	1
L. Gifford	1	13	13.0	13	0
C. Goodwin	1	4	4.0	4	0
T. Powell	1	2	2.0	2	0
J. Phillips	1	0	0.0	0	0
TEAM	8	55	6.9	26t	1
OPPONENTS	2	0	0.0	0	0

PUNTING	NO.	YDS	AVG	NET	TB	IN	LG	B
K. Redfern	18	827	45.9	39.1	2	7	62	0
C. Jones	7	324	46.3	43.6	0	2	60	0
TEAM	25	1,151	46.0	40.4	2	9	62	0
OPPONENTS	27	1,294	47.9	42.0	2	9	64	1

PUNT RETURNS	RET	FC	YDS	AVG	LONG	TD
C. Wilson	7	4	53	7.6	32	0
R. Davis	6	3	26	4.3	17	0
T. Austin	0	1	0	0.0	0	0
TEAM	13	8	79	6.1	32	0
OPPONENTS	14	6	102	7.3	16	0

KICKOFF RETURNS	NO.	YDS	AVG	LONG	TD
D. Jackson	2	53	26.5	29	0
C. Wilson	2	38	19.0	23	0
R. Davis	1	21	21.0	21	0
TEAM	5	112	22.4	29	0
OPPONENTS	10	213	21.3	31	0

FIELD GOALS	1-19	20-29	30-39	40-49	50+
K. Redfern	0/0	0/0	1/1	0/0	0/0
B. Maher	0/0	2/2	2/3	1/1	0/1
TEAM	0/0	2/2	3/4	1/1	0/1
OPPONENTS	0/0	1/1	0/0	0/0	2/3

K. Redfern (-) (-) (32) **B. Maher** (-) (-) (32) (25, 40, 35WR, 31) (52WL) (36, 23) (-)

OPP: (53) (29, 56WL) (53)

PASSING	ATT	CMP	YDS	CMP%	YDS/ATT	TD	TD%	INT	INT%	LONG	SACK/LOST	RATING
M. White	68	36	305	52.9	4.5	1	1.5	1	1.5	22	6/39	63.7
C. Rush	67	41	398	61.2	5.9	1	1.5	0	0.0	33	2/8	82.8
T. Christian	20	12	148	60.0	7.4	1	5.0	1	5.0	69t	2/17	78.8
D. Prescott	14	11	109	78.6	7.8	1	7.1	0	0.0	31	1/12	122.9
TEAM	169	100	960	59.2	5.7	4	2.4	2	1.2	69t	11/76	78.0
OPPONENTS	123	75	680	61.0	5.5	4	3.3	8	6.5	45	13/67	59.7

2019 DALLAS COWBOYS PRESEASON DEFENSIVE STATS

RNK	PLAYER	SOLO	ASST	TOTAL	SACKS/YDS	TFL/YDS	QBPR	FR	FF	INT/YDS	PD
1.	Phillips, Justin	17	10	27		1/-1				1	2
2.	March, Justin	15	4	19	1.0/-10	2/-12	1				
3.	Hall, Nate	8	7	15							1
4.	Frazier, Kavon	6	5	11				1			
	Olumba, Donovan	6	5	11		1/-6				1/26	3
6.	Showers, Jameill	9	0	9							1
7.	Jackson, Joe	7	2	9	0.5/-5		3				1
	Walker, Ricky	7	2	9		3/4	1				
9.	Wilson, Donovan	6	2	8						3/10	3
	Wise, Daniel	6	2	8	2.5/-10	3/-18	3				
11.	Powell, Tyvis	5	2	7	1.0/-8		1		1	1/2	2
	Thompson, Darian	5	2	7							
13.	Soto, Shakir	3	4	7	1.0/-5	2/-7	1				
14.	Jelks, Jalen	5	0	5	1.0/-5	3/-8	1				
15.	Armstrong, Dorance	4	1	5	0.5/-5	1/-1	1				
	Covington, Chris	4	1	5							
	Hyder, Kerry	4	1	5	2.0/-8	2/-10	5				
18.	Covington, Christian	3	2	5	1.0/-9	1/-9	1		1		
	Iloka, George	3	2	5							
20.	Goodwin, C.J.	3	1	4						1/4	1
	Westry, Chris	3	1	4							
22.	Jackson, Mike	3	0	3							
	Vander Esch, Leighton	3	0	3							
24.	Charlton, Taco	2	1	3	2.0/-2		5	1	2		2
	Hill, Trysten	2	1	3	0.5	1/4	2				
	Woods, Xavier	2	1	3							
27.	Awuzie, Chidobe	2	0	2							1
	Collins, Maliek	2	0	2		2/-2					
	Gifford, Luke	2	0	2						1/13	1
	Lewis, Jourdan	2	0	2							1
	Smith, Jaylon	2	0	2							
	Thomas, Joe	2	0	2		1/-2					1
33.	Ross, Daniel	0	2	2							
34.	Brown, Anthony	1	0	1							
	Heath, Jeff	1	0	1							
36.	Woods, Antwaun										1

Tkl=Tackle, Ast=Assist, Total=Combined, TFL=Tackle for a Loss, QBPR=Pressures, Int=Interception, PD=Pass Defense, FF=Forced Fumble, FR=Fumble Recovery

2019 COWBOYS SPECIAL TEAMS							
RNK	PLAYER	S	A	TOT	FF	FR	BL
1.	Hall, Nate	2	2	4	0	0	0
2.	Wilson, Donovan	3	0	3	0	0	0
3.	Chunn, Jordan	2	1	3	0	0	0
4.	Brown, Anthony	1	0	1	0	0	0
	Goodwin, C.J.	1	0	1	0	1	0
	Heath, Jeff	1	0	1	0	0	0
	Iloka, George	1	0	1	0	0	0
	Jackson, Mike	1	0	1	0	0	0
	March, Justin	1	0	1	0	0	0
	Olawale, Jamize	1	0	1	0	0	0
	Phillips, Justin	1	0	1	0	0	0
	Pollard, Tony	1	0	1	0	0	0
	Powell, Tyvis	1	0	1	0	0	0
	Smith, Devin	1	0	1	0	0	0
	Thomas, Joe	1	0	1	0	0	1
	Thompson, Darian	1	0	1	0	0	0
	Wilson, Cedrick	1	0	1	0	0	0
18.	Scott, Drew	0	1	1	0	0	0

DEFENSIVE STATS BY RANK							
PRESSURES		SACKS		TACKLES FOR LOSS		INTERCEPTIONS	
PLAYER	NO	PLAYER	NO	PLAYER	NO	PLAYER	NO
1. T. Charlton	5	1. D. Wise	2.5	1. J. Jelks	3	1. D. Wilson	3
K. Hyder	5	2. T. Charlton	2.0	R. Walker	3	2. L. Gifford	1
3. J. Jackson	3	K. Hyder	2.0	D. Wise	3	C. Goodwin	1
D. Wise	3	4. C. Covington	1.0	4. M. Collins	2	D. Olumba	1
5. T. Hill	2	J. Jelks	1.0	K. Hyder	2	J. Phillips	1

FORCED FUMBLES		FUMBLE RECOVERIES		PASSES DEFENSED	
PLAYER	NO	PLAYER	NO	PLAYER	NO
1. T. Charlton	2	1. T. Charlton	1	1. J. Jelks	3
2. C. Covington	1	K. Frazier	1	R. Walker	3
T. Powell	1			D. Wise	3
				4. M. Collins	2
				K. Hyder	2

★ FINAL DALLAS COWBOYS 2018 REGULAR SEASON STATISTICS ★

RESULTS AND ATTENDANCE (10-6)				SCORE BY QUARTERS							KICKOFF RETURNS					NO	YDS	AVG	LG	TD
				1	2	3	4	OT	T											
L	9/9	at Carolina	8-16	74,532	Cowboys	76	77	63	117	6	339	D. Thompson	6	147	24.5	35	0			
W	9/16	N.Y. GIANTS	20-13	90,512	Opponents	24	90	79	128	3	324	D. Jackson	4	90	22.5	27	0			
L	9/23	at Seattle	13-24	69,047								J. Lewis	2	38	19.0	19	0			
W	9/30	DETROIT	26-24	90,155	RUSHING	ATT	YDS	AVG	LG	TD		C. Beasley	1	8	8.0	8	0			
L	10/7	at Houston (OT)	16-19	72,008	E. Elliott	304	1,434	4.7	41	6		Cowboys	13	283	21.8	35	0			
W	10/14	JACKSONVILLE	40-7	90,767	D. Prescott	75	305	4.1	28	6		Opponents	25	662	26.5	44	0			
L	10/21	at Washington	17-20	66,301	R. Smith	44	127	2.9	14	1										
	10/28	BYE			T. Austin	6	55	9.2	18	0		FIELD GOALS	11-19	20-29	30-39	40-49	50+			
L	11/5	TENNESSEE	14-28	90,466	D. Jackson	6	16	2.7	4	0		B. Maher	0-0	10-10	6-8	7-11	6-7			
W	11/11	at Philadelphia	27-20	69,696	J. Lewis	2	12	6.0	7	0		Cowboys	0-0	10-10	6-8	7-11	6-7			
W	11/18	at Atlanta	22-19	74,447	A. Cooper	1	11	11.0	11	0		Opponents	1-1	10-11	7-7	7-8	2-3			
W	11/22	WASHINGTON	31-23	92,076	J. Heath	1	3	3.0	3	0										
W	11/29	NEW ORLEANS	13-10	93,004	Cowboys	439	1,963	4.5	41	13		Maher: (47M);(37,29);(50,35);(32,43,22,38);								
W	12/9	PHILADELPHIA (OT)	29-23	93,127	Opponents	400	1,513	3.8	68	12		(27,43,48);(50,46,32,55);(47,52M);(38M);								
L	12/16	at Indianapolis	0-23	66,654	RECEIVING	REC	YDS	AVG	LG	TD		(25,31,42M);(21,50,42);(28);(26,46);								
W	12/22	TAMPA BAY	27-20	92,851	E. Elliott	77	567	7.4	38t	3		(28,45M,62,21);(48B);(59,20);(34M).								
W	12/30	at N.Y. Giants	36-35	77,750	C. Beasley	65	672	10.3	32t	3		Opp: (27);(28,38);(47);(33);(48M,20,21,19,36);();								
					A. Cooper	53	725	13.7	90t	6		(21,25);(28M);(56,26);(41,45,53,21);(31);(33);(26);								
					M. Gallup	33	507	15.4	49t	2		(43,44,23);(37,45,52M);(48,38).								
					B. Jarwin	27	307	11.4	39t	3		SCORING	R	P	RT	2	PAT	FG	S	TP
					G. Swaim	26	242	9.3	43	1		B. Maher	0	0	0	0	32/33	29/36	0	119
					A. Hurns	20	295	14.8	49	2		E. Elliott	6	3	0	0	0/0	0/0	0	54
					D. Thompson	14	124	8.9	15	0		D. Prescott	6	0	0	1	0/0	0/0	0	38
					D. Schultz	12	116	9.7	17	0		A. Cooper	0	6	0	0	0/0	0/0	0	36
					R. Smith	9	60	6.7	14	0		C. Beasley	0	3	0	0	0/0	0/0	0	18
					T. Austin	8	140	17.5	64t	2		B. Jarwin	0	3	0	0	0/0	0/0	0	18
					N. Brown	5	54	10.8	22	0		M. Gallup	0	2	0	1	0/0	0/0	0	14
					R. Gathers	3	45	15.0	32	0		T. Austin	0	2	0	0	0/0	0/0	0	12
					T. Williams	2	18	9.0	12	0		A. Hurns	0	2	0	0	0/0	0/0	0	12
					J. Olawale	2	13	6.5	10	0		J. Smith	0	0	1	a	0/0	0/0	0	6
					Cowboys	356	3,885	10.9	90t	22		R. Smith	1	0	0	0	0/0	0/0	0	6
					Opponents	367	3,984	10.9	53t	22		G. Swaim	0	1	0	0	0/0	0/0	0	6
					INTERCEPTIONS	NO	YDS	AVG	LG	TD		Cowboys	13	22	1	2	32/33	29/36	0	339
					L. Vander Esch	2	56	28.0	28	0		Opponents	12	22	1*	0	31/33	27/30	0	324
					X. Woods	2	15	7.5	15	0		2-pt Conversions: Dallas 2/2, Opponents 1/2								
					J. Heath	1	49	49.0	49	0		a- 69-yd fumble return vs. TB 12/23								
					D. Lawrence	1	13	13.0	13	0		*- P. Smith 1-yd fumble return at Was 10/21								
					J. Lewis	1	7	7.0	7	0		Sacks: Lawrence 10.5; Gregory, 6.0; T. Crawford 5.5; J. Smith 4.0; M. Collins 3.0; A. Brown 2.0; A. Woods 1.5; Charlton 1.0; Frazier 1.0; Irving 1.0; Ross 1.0; Wilson 1.0; Lee, 0.5.; Armstrong 0.5; Reid 0.5. Total: 36.0								
					A. Brown	1	1	1.0	1	0		Fumbles: Prescott, 12; Elliott, 6; Cooper, 2; Loo-ney, 2; Hurns, 1. Total: 23								
					C. Awuzie	1	0	0.0	0	0		Fumbles Lost: Prescott, 6; Cooper, 2; Elliott, 1. Total: 9								
					Cowboys	9	141	15.7	49	0		Opp. Fum. Recoveries: Lewis, 2; J. Smith 2; Charlton, 1; Crawford, 1; Gregory, 1; Lawrence, 1; Lee 1; Ross 1; Woods 1. Total: 11								
					Opponents	8	77	9.6	29	0										
					PUNTING	NO	YDS	AVG	TB	20	LG	BL	NET							
					C. Jones	60	2,670	44.5	2	17	63	0	39.6							
					Cowboys	60	2,670	44.5	2	17	63	0	39.6							
					Opps	64	2,856	44.6	6	32	61	0	40.9							
					PUNT RETURNS	NO	YDS	AVG	FC	LG	TD									
					C. Beasley	11	61	5.5	18	14	0									
					T. Austin	10	58	5.8	7	22	0									
					Cowboys	21	119	5.7	25	22	0									
					Opponents	30	254	8.5	16	30	0									
					PASSING	ATT	COMP	YDS	PCT	AVG	TD	PCT	PCT	LG	SKS/YDS	RATING				
					Prescott	526	356	3,885	67.7	7.4	22	4.2	8	1.5	90t	56/347	96.9			
					Beasley	1	0	0	0.0	0.0	0	0.0	0	0.0	0	0/0	39.6			
					Cowboys	527	356	3,885	67.6	7.4	22	4.2	8	1.5	90t	56/347	96.7			
					Opponents	542	367	3,984	67.7	7.4	22	4.1	9	1.7	53t	39/229	95.8			

★ FINAL DALLAS COWBOYS 2018 DEFENSIVE STATISTICS ★

(from coaching film)

Player	Tackles			Sacks	Tkl/ Loss	QB		Pass Def	Fumbles For.-Rec.
	Solo	Ast.	Total			Pres	Int		
1. Vander Esch, Leighton.....	125	- 51	-- 176		3(-7)	5	2	6	
2. Smith, Jaylon.....	101	- 49	-- 150	4.0(-4)	5(-16)	13		4	2-2
3. Awuzie, Chidobe.....	66	- 18	-- 84				1	13	1-0
4. Heath, Jeff.....	63	- 21	-- 84		4(-13)	1	1	6	1-0
5. Jones, Byron.....	55	- 21	-- 76		2(-7)			15	
6. Woods, Xavier.....	46	- 21	-- 67				2	9	1-0
7. Lawrence, DeMarcus.....	26	- 21	-- 47	10.5(-74)	12(-21)	39	1		2-1
8. Brown, Anthony.....	35	- 11	-- 46	2.0(-15)		2	1	8	1-0
9. Lee, Sean.....	24	- 13	-- 37	0.5(-5)	1(-2)	2		1	0-1
10. Wilson, Damien.....	23	- 13	-- 36	1.0(-8)	3(-8)	5		1	1-0
11. Woods, Antwaun.....	11	- 23	-- 34	1.5(-3)	1(-4)	9		1	
12. Crawford, Tyrone.....	17	- 16	-- 33	5.5(-36)	1(-7)	25		4	1-0
13. Charlton, Taco.....	13	- 14	-- 27	1.0(-13)	4(-6)	8		1	0-1
14. Frazier, Kavon.....	12	- 6	-- 18	1.0(-11)	1(-3)	1		2	
15. Lewis, Jourdan.....	13	- 3	-- 16			1	1	1	0-2
16. Collins, Maliek.....	9	- 7	-- 16	3.0(-24)	4(-11)	20			0-1
17. Gregory, Randy.....	10	- 5	-- 15	6.0(-26)	2(-3)	28			2-1
18. Armstrong, Dorance.....	6	- 9	-- 15	0.5(-1)	1(-2)	6			
19. Reid, Caraun.....	6	- 8	-- 14	0.5(-1)	1(-1)	10			1-0
20. Ross, Daniel.....	2	- 8	-- 10	1.0(-6)	3(-9)	11			1-1
21. Thomas, Joe.....	6	- 0	-- 6		1(-2)	1			
22. Irving, David.....	1	- 2	-- 3	1.0(-3)	1(-1)	2		1	
23. March, Justin.....	1	- 0	-- 1						
24. Jones, Datone.....						1			

QB PRESSURES

1. Lawrence, DeMarcus.....	39
2. Gregory, Randy.....	28
3. Crawford, Tyrone.....	25
4. Collins, Maliek.....	20
5. Smith, Jaylon.....	13

SACKS

1. Lawrence, DeMarcus.....	10.5 (-74)
2. Gregory, Randy.....	6.0 (-26)
3. Crawford, Tyrone.....	5.5 (-36)
4. Smith, Jaylon.....	4.0 (-4)
5. Collins, Maliek.....	3.0 (-24)

TACKLES/LOSS

1. Lawrence, DeMarcus.....	12 (-21)
2. Smith, Jaylon.....	5 (-16)
3. Heath, Jeff.....	4 (-13)
Collins, Maliek.....	4 (-11)
Charlton, Taco.....	4 (-6)

PASSES DEFENSED

1. Jones, Byron.....	15
2. Awuzie, Chidobe.....	13
3. Woods, Xavier.....	9
4. Brown, Anthony.....	8
5. Heath, Jeff.....	6
Vander Esch, Leighton.....	6

FUMBLE RECOVERIES

1. Lewis, Jourdan.....	2
Smith, Jaylon.....	2
3. Charlton, Taco.....	1
Collins, Maliek.....	1
Gregory, Randy.....	1
Lawrence, DeMarcus.....	1
Lee, Sean.....	1
Ross, Daniel.....	1
Woods, Antwaun.....	1

FORCED FUMBLES

1. Gregory, Randy.....	2
Smith, Jaylon.....	2
Lawrence, DeMarcus.....	2
4. Awuzie, Chidobe.....	1
Brown, Anthony.....	1
Crawford, Tyrone.....	1
Heath, Jeff.....	1
Reid, Caraun.....	1
Ross, Daniel.....	1
Wilson, Damien.....	1
Woods, Xavier.....	1

SPECIAL TEAMS

(from coaching film)

Player	Tackles			Fumbles For.-Rec.	Block Kick
	Solo	Ast.	Total		
1. Olawale, Jamize.....	12	- 1	-- 13		
2. Smith, Rod.....	9	- 1	-- 10		
3. Heath, Jeff.....	5	- 4	-- 9		
4. Frazier, Kavon.....	6	- 2	-- 8		
5. March, Justin.....	5	- 2	-- 7		
6. Thomas, Joe.....	6	- 0	-- 6		
7. Wilson, Damien.....	2	- 4	-- 6		
8. Brown, Noah.....	4	- 1	-- 5		
9. Lenoir, Lance.....	1	- 3	-- 4		
10. Ladouceur, L.P.....	2	- 1	-- 3		
11. Vander Esch, Leighton.....	1	- 2	-- 3		
12. Brown, Anthony.....	2	- 0	-- 2		
Jones, Chris.....	2	- 0	-- 2		
14. Goodwin, C.J.....	1	- 0	-- 1		
Jones, Byron.....	1	- 0	-- 1		
Swaim, Geoff.....	1	- 0	-- 1		
17. Covington, Chris.....	0	- 1	-- 1		
Maher, Brett.....	0	- 1	-- 1		

INTERCEPTIONS

1. Vander Esch, Leighton.....	2
Woods, Xavier.....	2
3. Awuzie, Chidobe.....	1
Brown, Anthony.....	1
Lawrence, DeMarcus.....	1
Lewis, Jourdan.....	1
Heath, Jeff.....	1

★ 2019 UNOFFICIAL DALLAS COWBOYS DEPTH CHART ★

Rookies Underlined

OFFENSE

WR	–	19	Amari Cooper	10	Tavon Austin		
LT	–	77	Tyron Smith	75	Cameron Fleming		
LG	–	52	Connor Williams	76	Xavier Su'a-Filo	69	<u>Brandon Knight</u>
C	–	72	Travis Frederick	73	Joe Looney	61	Adam Redmond
RG	–	70	Zack Martin	76	Xavier Su'a-Filo		
RT	–	71	La'el Collins	75	Cameron Fleming		
TE	–	82	Jason Witten	89	Blake Jarwin	86	Dalton Schultz
WR	–	18	Randall Cobb				
WR	–	13	Michael Gallup	15	Devin Smith		
QB	–	4	Dak Prescott	7	Cooper Rush		
RB	–	<u>20</u>	<u>Tony Pollard</u>	32	Alfred Morris	46	Jordan Chunn
FB	–	49	Jamize Olawale				

DEFENSE

DE	–	90	DeMarcus Lawrence	92	Dorance Armstrong	56	<u>Joe Jackson</u>
DT	–	96	Maliek Collins	<u>79</u>	<u>Trysten Hill</u>		
DT	–	99	Antwaun Woods	95	Christian Covington		
DE	–	98	Tyrone Crawford	97	Taco Charlton	51	Kerry Hyder
SLB	–	50	Sean Lee	<u>57</u>	<u>Luke Gifford</u>		
MLB	–	54	Jaylon Smith	53	Justin March		
WLB	–	55	Leighton Vander Esch	48	Joe Thomas		
CB	–	24	Chidobe Awuzie	29	C.J. Goodwin		
CB	–	30	Anthony Brown	27	Jourdan Lewis		
CB	–	31	Byron Jones				
SS	–	38	Jeff Heath	35	Kavon Frazier	<u>37</u>	<u>Donovan Wilson</u>
FS	–	25	Xavier Woods	23	Darian Thompson		

SPECIAL TEAMS

P	–	6	Chris Jones				
K	–	2	Brett Maher				
LS	–	91	Louis Philippe Ladouceur				
H	–	6	Chris Jones				
KOR	–	<u>20</u>	<u>Tony Pollard</u>	27	Jourdan Lewis		
PR	–	10	Tavon Austin	18	Randall Cobb		

PRONUNCIATION GUIDE

DORANCE Armstrong DOOR-intz CHIDOBE AWUZIE CHI-doh-bay ah-WUZ-yeh LA'EL Collins luhEL MALIEK Collins mah-LEEK KAVON Frazier KAY-von	Louis-Philippe LADOUCEUR LAH-doo-sahr Brett MAHER MAH-her JAMIZE OLAWALE juh-MAZE oh-lah-WALLY XAVIER SU'A-FILO ZAY-vee-er SUE-ah-fee-low XAVIER Woods ECK-zay-vee-er
--	--

COACHING STAFF

Head Coach: Jason Garrett

Assistants: Ken Amato (defensive asst./linebackers), Brett Bech (strength and conditioning), Ben Bloom (linebackers), Gary Brown (running backs), Stephen Brown (offensive asst./running backs), Marc Colombo (offensive line), Judd Garrett (dir. advance scouting/wide receivers), Greg Jackson (safeties), Jon Kitna (quarterbacks), Adam Klefner (asst. offensive line), Sanjay Lal (wide receivers), Leon Lett (defensive tackles), Rod Marinelli (defensive coordinator/defensive line), Kellen Moore (offensive coordinator), Doug Nussmeier (tight ends), Keith O'Quinn (special teams coordinator), Markus Paul (strength and conditioning), Carlos Polk (asst. special teams), Kris Richard (passing game coordinator/defensive backs), Kendall Smith (asst. strength and conditioning), Kyle Valero (offensive asst./tight ends), Mike Woicik (director of strength and conditioning).

DALLAS COWBOYS 2019 ALPHABETICAL ROSTER

NO	NAME	POS	HGT	WGT	BIRTH-DATE	NFL EXP	COLLEGE	HIGH SCHOOL HOMETOWN
92	Armstrong, Dorance	DE	6-4	262	6/10/97	2	Kansas	Houston, Texas
10	Austin, Tavon	WR	5-8	185	3/15/90	7	West Virginia	Baltimore, Md.
24	Awuzie, Chidobe	CB	6-0	203	5/24/95	3	Colorado	San Jose, Calif.
30	Brown, Anthony	CB	5-11	198	12/15/93	4	Purdue	Tampa, Fla.
97	Charlton, Taco	DE	6-6	275	11/7/94	3	Michigan	Pickerington, Ohio
46	Chunn, Jordan	RB	6-0	230	1/2/95	1	Troy	Gurley, Ala.
18	Cobb, Randall	WR	5-10	195	8/22/90	9	Kentucky	Maryville, Tenn.
71	Collins, La'el	T	6-4	323	7/26/93	5	Louisiana State	Baton Rouge, La.
96	Collins, Maliek	DT	6-2	310	4/8/95	4	Nebraska	Kansas City, Mo.
19	Cooper, Amari	WR	6-1	225	6/17/94	5	Alabama	Miami, Fla.
95	Covington, Christian	DT	6-2	300	10/16/93	5	Rice	Vancouver, B.C.
98	Crawford, Tyrone	DL	6-4	285	11/22/89	8	Boise State	Windsor, Ontario
75	Fleming, Cameron	T	6-5	320	9/3/92	6	Stanford	Fort Hood, Texas
35	Frazier, Kavon	S	6-0	223	8/11/94	4	Central Michigan	Grand Rapids, Mich.
72	Frederick, Travis	C	6-4	320	3/18/91	7	Wisconsin	Sharon, Wis.
13	Gallup, Michael	WR	6-1	205	3/4/96	2	Colorado State	Monroe, Ga.
57	Gifford, Luke	LB	6-3	245	8/28/95	R	Nebraska	Lincoln, Neb.
29	Goodwin, C.J.	CB	6-3	198	2/4/90	4	California (PA)	Wheeling, West Va.
38	Heath, Jeff	S	6-1	212	5/14/91	7	Saginaw Valley State	Lake Orion, Mich.
79	Hill, Trysten	DT	6-3	310	3/25/98	R	Central Florida	Lee, Fla.
51	Hyder, Kerry	DE	6-2	275	5/2/91	4	Texas Tech	Austin, Texas
56	Jackson, Joe	DE	6-4	285	12/20/96	R	Miami	Homestead, Fla.
89	Jarwin, Blake	TE	6-5	260	7/16/94	3	Oklahoma State	Tuttle, Okla.
31	Jones, Byron	CB	6-1	200	9/26/92	5	Connecticut	New Britain, Conn.
6	Jones, Chris	P	6-0	205	7/21/89	8	Carson Newman	Rome, Ga.
69	Knight, Brandon	T	6-4	310	4/1/97	R	Indiana	Noblesville, Ind.
91	Ladouceur, Louis-Philippe	LS	6-5	256	3/13/81	15	California	Pointe-Claire, Quebec
90	Lawrence, DeMarcus	DE	6-3	265	4/28/92	6	Boise State	Aiken, S.C.
50	Lee, Sean	LB	6-2	245	7/22/86	10	Penn State	Pittsburgh, Pa.
27	Lewis, Jourdan	CB	5-10	195	8/31/95	3	Michigan	Detroit, Mich.
73	Looney, Joe	C	6-3	315	8/31/90	8	Wake Forest	Lake Worth, Fla.
2	Maher, Brett	K	6-0	190	11/21/89	2	Nebraska	Kearney, Neb.
53	March, Justin	LB	5-11	232	7/5/93	5	Akron	Danville, Ill.
70	Martin, Zack	G	6-4	315	11/20/90	6	Notre Dame	Indianapolis, Ind.
32	Morris, Alfred	RB	5-10	222	12/12/98	8	Florida Atlantic	Pensacola, Fla.
49	Olawale, Jamize	FB	6-1	242	4/17/89	8	North Texas	Long Beach, Calif.
20	Pollard, Tony	RB	6-0	215	4/30/97	R	Memphis	Memphis, Tenn.
4	Prescott, Dak	QB	6-2	235	7/29/93	4	Mississippi State	Haughton, La.
61	Redmond, Adam	C	6-6	310	5/19/93	2	Harvard	Strongsville, Ohio
7	Rush, Cooper	QB	6-3	225	11/21/93	3	Central Michigan	Charlotte, Mich.
86	Schultz, Dalton	TE	6-5	260	7/11/96	2	Stanford	South Jordan, Utah
15	Smith, Devin	WR	6-1	205	3/3/92	3	Ohio State	Massillon, Ohio
54	Smith, Jaylon	LB	6-2	248	6/14/95	3	Notre Dame	Fort Wayne, Ind.
77	Smith, Tyrone	T	6-5	320	12/12/90	9	Southern California	Moreno Valley, Calif.
76	Su'a-Filo, Xavier	G	6-4	312	1/1/91	6	UCLA	American Fork, Utah
48	Thomas, Joe	LB	6-1	233	5/6/91	5	South Carolina State	Blackville, S.C.
23	Thompson, Darian	S	6-2	212	9/22/93	4	Boise State	Lancaster, Calif.
55	Vander Esch, Leighton	LB	6-4	255	2/8/96	2	Boise State	Riggins, Idaho
52	Williams, Connor	G	6-5	320	5/12/97	2	Texas	Coppell, Texas
37	Wilson, Donovan	S	6-0	208	2/21/95	R	Texas A&M	Shreveport, La.
82	Witten, Jason	TE	6-6	263	5/6/82	16	Tennessee	Elizabethton, Tenn.
99	Woods, Antwaun	DT	6-1	310	1/3/93	2	Southern California	Los Angeles, Calif.
25	Woods, Xavier	S	5-11	208	7/26/95	3	Louisiana Tech	Monroe, La.
PRACTICE SQUAD								
83	Bryant, Ventell	WR	6-3	205	8/24/96	R	Temple	Tampa, Fla.
59	Covington, Chris	LB	6-2	245	1/3/96	2	Indiana	Chicago, Ill.
87	Hikutini, Cole	TE	6-4	240	6/11/94	2	Louisville	Sacramento, Calif.
65	Hyatt, Mitch	T	6-5	305	2/6/97	R	Clemson	Suwanee, Ga.
33	Jackson, Mike	CB	6-1	210	1/10/97	R	Miami	Birmingham, Ala.
26	Olumba, Donovan	CB	6-2	205	9/26/95	1	Portland State	Tucson, Ariz.
5	Thorson, Clayton	QB	6-4	222	6/15/95	R	Northwestern	Wheaton, Ill.
28	Weber, Mike	RB	5-10	210	8/25/97	R	Ohio State	Detroit, Mich.
11	Wilson, Cedrick	WR	6-2	200	11/20/95	2	Boise State	Memphis, Tenn.
64	Wise, Daniel	DE	6-3	285	1/16/96	R	Kansas	Lewisville, Texas
RESERVE/DID NOT REPORT								
21	Elliott, Ezekiel	RB	6-0	228	7/22/95	4	Ohio State	St. Louis, Mo.
RESERVE/SUSPENDED								
58	Quinn, Robert	DE	6-4	260	5/18/90	9	North Carolina	Ladson, S.C.
RESERVE/PUP								
85	Brown, Noah	WR	6-2	222	1/6/96	3	Ohio State	Flanders, N.J.
RESERVE/INJURED								
74	Jelks, Jalen	DE	6-5	260	8/3/96	R	Oregon	Phoenix, Ariz.
81	Johnson, Jon'vea	WR	6-0	195	12/23/95	R	Toledo	Gary, Ind.
14	Lenoir Jr., Lance	WR	6-0	208	2/9/95	2	Western Illinois	Chicago, Ill.
84	McElroy, Codey	TE	6-6	255	12/13/92	1	Southeastern Oklahoma	Frederick, Okla.
66	McGovern, Connor**	G	6-5	316	11/3/97	R	Penn State	Larksville, Pa.
45	Powell, Tyvis	CB	6-2	211	2/16/94	4	Ohio State	Bedford, Ohio
60	Puni, Derrick	T	6-5	315	12/13/94	R	Central Missouri	St. Charles, Mo.
93	Ross, Daniel	DT	6-4	300	3/15/93	3	N.E. Mississippi C.C.	Louisville, Ky.
28	Showers, Jameill	S	6-2	223	9/6/91	2	Texas-El Paso	Killeen, Texas
39	Westry, Chris	CB	6-4	210	7/10/97	R	Kentucky	Orange Park, Fla.
78	Wichmann, Cody	G	6-5	320	3/2/92	3	Fresno State	Mariposa, Calif.

** Eligible for return

DALLAS COWBOYS 2019 NUMERICAL ROSTER

NO	NAME	POS	HGT	WGT	AGE	EXP	COLLEGE	HOW ACQ
2	Brett Maher	K	6-0	190	29	2	Nebraska	FA-'18
4	Dak Prescott	QB	6-2	235	26	4	Mississippi State	D4b-'16
6	Chris Jones	P	6-0	205	30	8	Carson Newman	FA-'11
7	Cooper Rush	QB	6-3	225	25	3	Central Michigan	UDFA-'17
10	Tavon Austin	WR	5-8	185	29	7	West Virginia	T(LAR)-'18
13	Michael Gallup	WR	6-1	205	23	2	Colorado State	D3-'18
15	Devin Smith	WR	6-1	205	27	3	Ohio State	FA-'19
18	Randall Cobb	WR	5-10	195	29	9	Kentucky	UFA(GB)-'19
19	Amari Cooper	WR	6-1	225	25	5	Alabama	T(Oak)-'18
20	Tony Pollard	RB	6-0	215	22	R	Memphis	D4a-'19
23	Darian Thompson	S	6-2	212	27	4	Boise State	FA-'18
24	Chidobe Awuzie	CB	6-0	203	24	3	Colorado	D2-'17
25	Xavier Woods	S	5-11	208	24	3	Louisiana Tech	D6a-'17
27	Jourdan Lewis	CB	5-10	195	24	3	Michigan	D3-'17
29	C.J. Goodwin	CB	6-3	198	29	4	California (PA)	PS(Cin)-'18
30	Anthony Brown	CB	5-11	198	25	4	Purdue	D6a-'16
31	Byron Jones	CB	6-1	200	26	5	Connecticut	D1-'15
32	Alfred Morris	RB	5-10	222	30	8	Florida Atlantic	FA-'19
35	Kavon Frazier	S	6-0	223	25	4	Central Michigan	D6b-'16
37	Donovan Wilson	S	6-0	208	24	R	Texas A&M	D6-'19
38	Jeff Heath	S	6-1	212	28	7	Saginaw Valley State	UDFA-'13
46	Jordan Chunn	RB	6-0	230	24	1	Troy	UDFA-'18
48	Joe Thomas	LB	6-1	233	28	5	South Carolina State	FA-'18
49	Jamize Olawale	FB	6-1	242	30	8	North Texas	T(Oak)-'18
50	Sean Lee	LB	6-2	245	33	10	Penn State	D2-'10
51	Kerry Hyder	DE	6-2	275	28	4	Texas Tech	FA-'19
52	Connor Williams	G	6-5	320	22	2	Texas	D2-'18
53	Justin March	LB	5-11	232	26	5	Akron	FA-'17
54	Jaylon Smith	LB	6-2	248	24	3	Notre Dame	D2-'16
55	Leighton Vander Esch	LB	6-4	255	23	2	Boise State	D1-'18
56	Joe Jackson	DE	6-4	285	22	R	Miami	D5b-'19
57	Luke Gifford	LB	6-3	245	24	R	Nebraska	UDFA-'19
61	Adam Redmond	C	6-6	310	26	2	Harvard	W(Buf)-'18
69	Brandon Knight	T	6-4	310	22	R	Indiana	UDFA-'19
70	Zack Martin	G	6-4	315	28	6	Notre Dame	D1-'14
71	La'el Collins	T	6-4	323	26	5	Louisiana State	UDFA-'15
72	Travis Frederick	C	6-4	320	28	7	Wisconsin	D1-'13
73	Joe Looney	C	6-3	315	29	8	Wake Forest	UFA(Ten)-'16
75	Cameron Fleming	T	6-5	320	26	6	Stanford	UFA(NE)-'18
76	Xavier Su'a-Filo	G	6-4	312	28	6	UCLA	FA-'18
77	Tyron Smith	T	6-5	320	28	9	Southern California	D1-'11
79	Trysten Hill	DT	6-3	310	21	R	Central Florida	D2-'19
82	Jason Witten	TE	6-6	263	37	16	Tennessee	FA-'19
86	Dalton Schultz	TE	6-5	260	23	2	Stanford	D4b-'18
89	Blake Jarwin	TE	6-5	260	25	3	Oklahoma State	UDFA-'17
90	DeMarcus Lawrence	DE	6-3	265	27	6	Boise State	D2-'14
91	Louis-Philippe Ladouceur	LS	6-5	256	38	15	California	FA-'05
92	Dorance Armstrong	DE	6-4	262	22	2	Kansas	D4a-'18
95	Christian Covington	DT	6-2	300	25	5	Rice	UFA(Hou)-'19
96	Maliek Collins	DT	6-2	310	24	4	Nebraska	D3-'16
97	Taco Charlton	DE	6-6	275	24	3	Michigan	D1-'17
98	Tyrone Crawford	DL	6-4	285	29	8	Boise State	D3-'12
99	Antwaun Woods	DT	6-1	310	26	2	Southern California	FA-'18
PRACTICE SQUAD								
5	Clayton Thorson	QB	6-4	222	24	R	Northwestern	FA-'19
11	Cedrick Wilson	WR	6-2	200	23	2	Boise State	D6b-'18
26	Donovan Olumba	CB	6-2	205	23	1	Portland State	UDFA-'18
28	Mike Weber	RB	5-10	210	22	R	Ohio State	D7a-'19
33	Mike Jackson	CB	6-1	210	22	R	Miami	D5a-'19
59	Chris Covington	LB	6-2	245	23	2	Indiana	D6a-'18
64	Daniel Wise	DE	6-3	285	23	R	Kansas	UDFA-'19
65	Mitch Hyatt	T	6-5	305	22	R	Clemson	UDFA-'19
83	Ventell Bryant	WR	6-3	205	23	R	Temple	FA-'19
87	Cole Hikutini	TE	6-4	240	25	2	Louisville	FA-'19
RESERVE/SUSPENDED								
58	Robert Quinn	DE	6-4	260	29	9	North Carolina	T(Mia)-19
RESERVE/DID NOT REPORT								
21	Ezekiel Elliott	RB	6-0	228	24	4	Ohio State	D1-'16
RESERVE/PUP								
85	Noah Brown	WR	6-2	222	23	3	Ohio State	D7b-'17
RESERVE/INJURED								
14	Lance Lenoir Jr.	WR	6-0	208	24	2	Western Illinois	UDFA-'17
28	Jameill Showers	S	6-2	223	27	2	Texas-El Paso	UDFA-'15
39	Chris Westry	CB	6-4	210	22	R	Kentucky	UDFA-'19
45	Tyvis Powell	CB	6-2	211	25	4	Ohio State	FA-'19
60	Derrick Puni	T	6-5	315	24	R	Central Missouri	UDFA-'19
66	Connor McGovern**	G	6-5	316	21	R	Penn State	D3-'19
74	Jalen Jelks	DE	6-5	260	23	R	Oregon	D7b-'19
78	Cody Wichmann	G	6-5	320	27	3	Fresno State	FA-'18
81	Jon'vea Johnson	WR	6-0	195	23	R	Toledo	UDFA-'19
84	Codey McElroy	TE	6-6	255	26	1	Southeastern Oklahoma	FA-'19
93	Daniel Ross	DT	6-4	300	26	3	N.E. Mississippi C.C.	PS(KC)-'17

** Eligible for return

DALLAS COWBOYS 2019 POSITIONAL ROSTER

NO.	NAME	POS	HGT	WGT	AGE	NFL EXP	COLLEGE	HOW ACQ
Quarterback (2)								
4	Dak Prescott	QB	6-2	235	26	4	Mississippi State	D4b-'16
7	Cooper Rush	QB	6-3	225	25	3	Central Michigan	UDFA-'17
Running Back (4)								
32	Alfred Morris	RB	5-10	222	30	8	Florida Atlantic	FA-'19
20	Tony Pollard	RB	6-0	215	22	R	Memphis	D4a-'19
46	Jordan Chunn	RB	6-0	230	24	1	Troy	UDFA-'18
49	Jamize Olawale	FB	6-1	242	30	8	North Texas	T(Oak)-'18
Wide Receiver (5)								
10	Tavon Austin	WR	5-8	185	29	7	West Virginia	T(LAR)-'18
13	Michael Gallup	WR	6-1	205	23	2	Colorado State	D3-'18
15	Devin Smith	WR	6-1	205	27	3	Ohio State	FA-'19
18	Randall Cobb	WR	5-10	195	29	9	Kentucky	UFA(GB)-'19
19	Amari Cooper	WR	6-1	225	25	5	Alabama	T(Oak)-'18
Tight End (3)								
82	Jason Witten	TE	6-6	263	37	16	Tennessee	FA-'19
86	Dalton Schultz	TE	6-5	260	23	2	Stanford	D4b-'18
89	Blake Jarwin	TE	6-5	260	25	3	Oklahoma State	UDFA-'17
Offensive Line (10)								
52	Connor Williams	G	6-5	320	22	2	Texas	D2-'18
61	Adam Redmond	C	6-6	310	26	2	Harvard	W(Buf)-'18
69	Brandon Knight	T	6-4	310	22	R	Indiana	UDFA-'19
70	Zack Martin	G	6-4	315	28	6	Notre Dame	D1-'14
71	La'el Collins	T	6-4	323	26	5	Louisiana State	UDFA-'15
72	Travis Frederick	C	6-4	320	28	7	Wisconsin	D1-'13
73	Joe Looney	C	6-3	315	29	8	Wake Forest	UFA(Ten)-'16
75	Cameron Fleming	T	6-5	320	26	6	Stanford	UFA(NE)-'18
76	Xavier Su'a-Filo	G	6-4	312	28	6	UCLA	FA-'18
77	Tyron Smith	T	6-5	320	28	9	Southern California	D1-'11
Defensive Line (10)								
51	Kerry Hyder	DE	6-2	275	28	4	Texas Tech	FA-'19
56	Joe Jackson	DE	6-4	285	22	3	Miami	D5b-'19
79	Trysten Hill	DT	6-3	310	21	R	Central Florida	D2-'19
90	DeMarcus Lawrence	DE	6-3	265	27	6	Boise State	D2-'14
92	Dorance Armstrong	DE	6-4	262	22	2	Kansas	D4a-'18
95	Christian Covington	DT	6-2	300	25	5	Rice	UFA(Hou)-'19
96	Maliek Collins	DT	6-2	310	24	4	Nebraska	D3-'16
97	Taco Charlton	DE	6-6	275	24	3	Michigan	D1-'17
98	Tyrone Crawford	DL	6-4	285	29	8	Boise State	D3-'12
99	Antwaun Woods	DT	6-1	310	26	2	Southern California	FA-'18
Linebackers (6)								
48	Joe Thomas	LB	6-1	233	28	5	South Carolina State	FA-'18
50	Sean Lee	LB	6-2	245	33	10	Penn State	D2-'10
53	Justin March	LB	5-11	232	26	5	Akron	FA-'17
54	Jaylon Smith	LB	6-2	248	24	3	Notre Dame	D2-'16
55	Leighton Vander Esch	LB	6-4	255	23	2	Boise State	D1-'18
57	Luke Gifford	LB	6-3	245	24	R	Nebraska	UDFA-'19
Defensive Backs (10)								
23	Darian Thompson	S	6-2	212	27	4	Boise State	FA-'18
24	Chidobe Awuzie	CB	6-0	203	24	3	Colorado	D2-'17
25	Xavier Woods	S	5-11	208	24	3	Louisiana Tech	D6a-'17
27	Jourdan Lewis	CB	5-10	195	24	3	Michigan	D3-'17
29	C.J. Goodwin	CB	6-3	198	29	4	California (PA)	PS(Cin)-'18
30	Anthony Brown	CB	5-11	198	25	4	Purdue	D6a-'16
31	Byron Jones	CB	6-1	200	26	5	Connecticut	D1-'15
35	Kavon Frazier	S	6-0	223	25	4	Central Michigan	D6b-'16
37	Donovan Wilson	S	6-0	208	24	R	Texas A&M	D6-'19
38	Jeff Heath	S	6-1	212	28	7	Saginaw Valley State	UDFA-'13
Specialists (3)								
2	Brett Maher	K	6-0	190	29	2	Nebraska	FA-'18
6	Chris Jones	P	6-0	205	30	8	Carson Newman	FA-'11
91	Louis-Philippe Ladouceur	LS	6-5	256	38	15	California	FA-'05

★ HOW THE COWBOYS WERE BUILT ★

FROM THE DRAFT (33):

- 2010 - Sean Lee (2nd, Penn State)
- 2011 - Tyrone Smith (1st, Southern California)
- 2012 - Tyrone Crawford (3rd, Boise State)
- 2013 - Travis Frederick (1st, Wisconsin)
- 2014 - Zack Martin (1st, Notre Dame)
DeMarcus Lawrence (2nd, Boise State)
- 2015 - Byron Jones (1st, Connecticut)
- 2016 - Ezekiel Elliott (1st, Ohio State)\$
Jaylon Smith (2nd, Notre Dame)
Maliek Collins (3rd, Nebraska)
Dak Prescott (4th, Mississippi State)
Anthony Brown (6th, Purdue)
Kavon Frazier (6th, Central Michigan)
- 2017 - Taco Charlton (1st, Michigan)
Chidobe Awuzie (2nd, Colorado)
Jourdan Lewis (3rd, Michigan)
Xavier Woods (6th, Louisiana Tech)
Noah Brown (7th, Ohio State)Ω
- 2018 - Leighton Vander Esch (1st, Boise State)
Connor Williams (2nd, Texas)
Michael Gallup (3rd, Colorado State)
Dorance Armstrong (4th, Kansas)
Dalton Schultz (4th, Stanford)
Chris Covington (6th, Indiana)^
Cedrick Wilson (6th, Boise State)^
- 2019 - Trysten Hill (2nd, Central Florida)
Connor McGovern (3rd, Penn State)Φ
Tony Pollard (4th, Memphis)
Mike Jackson (5th, Miami)^
Joe Jackson (5th, Miami)
Donovan Wilson (6th, Texas A&M)
Mike Weber (7th, Ohio State)^
Jalen Jelks (7th, Oregon)*

SIGNED AS FREE AGENTS (26):

- 2005 - Louis-Philippe Ladouceur (California)
- 2011 - Chris Jones (Carson Newman)/
- 2013 - Jeff Heath (Saginaw Valley State)/
- 2015 - La'el Collins (Louisiana State)/
- 2016 - #Joe Looney (Tennessee, Wake Forest)
- 2017 - Justin March (Akron)
Blake Jarwin (Oklahoma State)/
Cooper Rush (Central Michigan)/
- 2018 - Jordan Chunn (Troy)/
#Cameron Fleming (Stanford)
Brett Maher (Nebraska)
Xavier Su'a-Filo (UCLA)
#Joe Thomas (South Carolina State from Green Bay)
Darian Thompson (Boise State)
Cody Wichmann (Fresno State)*
Antwaun Woods (Southern California)
- 2019 - #Randall Cobb (Kentucky from Green Bay)
#Christian Covington (Rice from Houston)
Luke Gifford (Nebraska)/
Kerry Hyder (Texas Tech)
Jon'Vea Johnson (Toledo)/*
Brandon Knight (Indiana)/
Alfred Morris (Florida Atlantic)
Devin Smith (Ohio State)
Chris Westry (Kentucky)/*
Jason Witten (Tennessee)

IN TRADES (4):

- 2018 - Tavon Austin (West Virginia from L.A. Rams)
Amari Cooper (Alabama from Oakland)
Jamize Olawale (North Texas from Oakland)
Robert Quinn (North Carolina from Miami)-

WAIVERS (1):

- 2018 - Adam Redmond (Harvard from Buffalo)

PRACTICE SQUAD (2):

- 2017 - Daniel Ross (N.E. Mississippi C.C. from Kansas City)*
- 2018 - C.J. Goodwin (California [PA] from Cincinnati)

Unrestricted Free Agent % Restricted Free Agent / Undrafted Free Agent
 ^ Practice Squad * Reserve/Injured Φ Reserve/Injured-Returnable
 Ω Reserve/PUP or Reserve/NFI - Reserve/Suspended \$ Reserve/Did not Report

★ CONTRACT STATUS ★

Player	Signed Thru	Player	Signed Thru	Player	Signed Thru
Armstrong, Dorance	2021	Hill, Trysten	2022	Prescott, Dak	2019
Austin, Tavon	2019	Hyder, Kerry	2019	Quinn, Robert-	2019
Awuzie, Chidobe	2020	Jackson, Joe	2022	Redmond, Adam	2019
Brown, Anthony	2019	Jarwin, Blake	2019	Ross, Daniel*	2019
Brown, Noah Ω	2020	Jelks, Jalen*	2022	Rush, Cooper	2019
Charlton, Taco	2020	Johnson, Jon'Vea*	2021	Schultz, Dalton	2021
Chunn, Jordan	2020	Jones, Byron	2019	Smith, Devin	2020
Cobb, Randall	2019	Jones, Chris	2021	Smith, Jaylon	2025
Collins, La'el	2024	Knight, Brandon	2021	Smith, Tyron	2023
Collins, Maliek	2019	Ladouceur, L.P.	2019	Su'a-Filo, Xavier	2019
Cooper, Amari	2019	Lawrence, DeMarcus	2023	Thomas, Joe	2019
Covington, Christian	2019	Lee, Sean	2019	Thompson, Darian	2019
Crawford, Tyrone	2020	Lewis, Jourdan	2020	Vander Esch, Leighton	2021
Elliott, Ezekiel\$	2020	Looney, Joe	2019	Westry, Chris*	2021
Fleming, Cameron	2019	Maher, Brett	2019	Wichmann, Cody*	2020
Frazier, Kavon	2019	March, Justin	2019	Williams, Connor	2021
Frederick, Travis	2023	Martin, Zack	2024	Wilson, Donovan	2022
Gallup, Michael	2021	McGovern, ConnorΦ	2022	Witten, Jason	2019
Gifford, Luke	2021	Morris, Alfred	2021	Woods, Antwaun	2019
Goodwin, C.J.	2019	Olawale, Jamize	2019	Woods, Xavier	2020
Heath, Jeff	2019	Pollard, Tony	2022		

★ WHEN THE COWBOYS WERE BUILT ★

Here's a look at when they came to the NFL and the Cowboys

1st Round (10)

[9] Tyron Smith (2011)
 [14] Robert Quinn (2011-StL)-
 [8] Tavon Austin (2013-StL)
 [31] Travis Frederick (2013)
 [16] Zack Martin (2014)
 [4] Amari Cooper (2015-Oak)
 [27] Byron Jones (2015)
 [4] Ezekiel Elliott (2016)\$
 [28] Taco Charlton (2017)
 [19] Leighton Vander Esch (2018)

2nd Round (9)

[55] Sean Lee (2010)
 [64] Randall Cobb (2011-GB)
 [33] Xavier Su'a-Filo (2014-Hou)
 [34] DeMarcus Lawrence (2014)
 [37] Devin Smith (2015-NYJ)
 [34] Jaylon Smith (2016)
 [60] Chidobe Awuzie (2017)
 [50] Connor Williams (2018)
 [58] Trysten Hill (2019)

3rd Round (7)

[69] Jason Witten (2003)
 [81] Tyrone Crawford (2012)
 [67] Maliek Collins (2016)
 [71] Darian Thompson (2016-NYG)
 [92] Jourdan Lewis (2017)
 [81] Michael Gallup (2018)
 [90] Connor McGovern (2019)φ

4th Round (6)

[117] Joe Looney (2012-SF)
 [140] Cameron Fleming (2014-NE)
 [135] Dak Prescott (2016)
 [116] Dorance Armstrong (2018)
 [137] Dalton Schultz (2018)
 [128] Tony Pollard (2019)

5th Round (3)

[191] Xavier Woods (2017)
 [158] Mike Jackson (2019)^
 [165] Joe Jackson (2019)

6th Round (7)

[173] Alfred Morris (2012-Was)
 [216] Christian Covington (2015-Hou)
 [189] Anthony Brown (2016)
 [212] Kavon Frazier (2016)
 [193] Chris Covington (2018)^
 [208] Cedrick Wilson (2018)^
 [213] Donovan Wilson (2019)

7th Round (3)

[239] Noah Brown (2017)Ω
 [218] Mike Weber (2019)^
 [241] Jalen Jelks (2019)*

Undrafted (18)

L.P. Ladouceur (2005-NO)
 Chris Jones (2011)
 Jamize Olawale (2012)
 Jeff Heath (2013)
 Brett Maher (2013-NYJ)
 C.J. Goodwin (2014-Pit)
 Kerry Hyder (2014-NYJ)
 Joe Thomas (2014-GB)
 La'el Collins (2015)
 Justin March (2015-KC)
 Adam Redmond (2016-Ind)
 Antwaun Woods (2016-Ten)
 Blake Jarwin (2017)
 Daniel Ross (2017-KC)*
 Cooper Rush (2017)
 Jordan Chunn (2018)
 Luke Gifford (2019)
 Brandon Knight (2019)

Unrestricted Free Agent % Restricted Free Agent / Undrafted Free Agent
 ^ Practice Squad * Reserve/Injured φ Reserve/Injured-Returnable
 Ω Reserve/PUP or Reserve/NFI - Reserve/Suspended \$ Reserve/Did not Report

★ WHEN THEY GOT TO THE COWBOYS ★

2005 (1)

Louis-Philippe Ladouceur, free agent

2010 (1)

Sean Lee, Round 2

2011 (2)

Tyron Smith, Round 1
 Chris Jones, undrafted free agent

2012 (1)

Tyrone Crawford, Round 3

2013 (2)

Travis Frederick, Round 1&
 Jeff Heath, undrafted free agent

2014 (2)

Zack Martin, Round 1
 DeMarcus Lawrence, Round 2

2015 (2)

Byron Jones, Round 1
 La'el Collins, undrafted free agent

2016 (7)

Ezekiel Elliotts, Round 1
 Jaylon Smith, Round 2
 Maliek Collins, Round 3
 Dak Prescott, Round 4

2016, cont.

Anthony Brown, Round 6
 Kavon Frazier, Round 6
 Joe Looney, UFA (Ten)

2017 (9)

Taco Charlton, Round 1
 Chidobe Awuzie, Round 2
 Jourdan Lewis, Round 3
 Xavier Woods, Round 6
 Noah Brown, Round 7 Ω
 Justin March, FA
 Blake Jarwin, undrafted free agent
 Cooper Rush, undrafted free agent
 Daniel Ross, practice squad (KC)*

2018 (18)

Leighton Vander Esch, Round 1
 Connor Williams, Round 2
 Michael Gallup, Round 3
 Dorance Armstrong, Round 4
 Dalton Schultz, Round 4
 Chris Covington, Round 6^
 Cedrick Wilson, Round 6^
 Cameron Fleming, UFA (NE)
 Brett Maher, FA
 Xavier Su'a-Filo, FA
 Joe Thomas, FA
 Darian Thompson, FA
 Antwaun Woods, FA

2018, cont.

Tavon Austin, trade (LAR)
 Amari Cooper, trade (Oak)
 Jamize Olawale, trade (Oak)
 Adam Redmond, waivers (Buffalo)
 C.J. Goodwin, practice squad (Cin)^

2019 (18)

Trysten Hill, Round 2
 Connor McGovern, Round 3 φ
 Tony Pollard, Round 4
 Mike Jackson, Round 5^
 Joe Jackson, Round 5
 Donovan Wilson, Round 6
 Mike Weber, Round 7^
 Jalen Jelks, Round 7*
 Randall Cobb, UFA (GB)
 Christian Covington, UFA (Hou)
 Jordan Chunn, FA
 Kerry Hyder, FA
 Alfred Morris, FA
 Devin Smith, FA
 Jason Witten, FA
 Robert Quinn, trade (Mia)-
 Luke Gifford, undrafted free agent
 Brandon Knight, undrafted free agent

★ 2019 TRANSACTIONS BY DATE ★

Jan. 13..... Signed **Jake Campos, Jordan Chunn, Treston Decoud, Donovan Olumba, Kyle Queiro, Aziz Shittu and Cody Wichmann** to Reserve/Future list.

Jan. 18..... Signed **Devin Smith** to Reserve/Future list.

Feb. 7..... Signed **Reggie Davis**.

March 6..... Signed **Jason Witten**.

March 7..... Signed **Justin March-Lillard and Darian Thompson**.

March 8..... Signed **Daniel Ross** and exercised options on **Allen Hurns, Joe Looney and Joe Thomas**.

March 11 .. Signed **Codey McElroy**.

March 14..... Signed **Christian Covington and Jamize Olawale**.

March 15.. Signed **Cameron Fleming**.

March 19..... Signed **Kerry Hyder and L.P. Ladouceur**.

March 20.. Signed **Tavon Austin and Drew Scott**.

March 21.. Signed **Randall Cobb**.

March 25.. Signed **George Iloka**.

March 29.. Acquired **Robert Quinn** in a trade with Miami and released **Marqueston Huff**.

April 5..... Signed **Casey Redfern**.

April 9..... Signed **DeMarcus Lawrence and Shakir Soto**.

April 10..... Waived **Parker Ehinger and Aziz Shittu**.

April 26..... Drafted **Trysten Hill and Connor McGovern**.

April 27..... Drafted **Tony Pollard, Mike Jackson, Joe Jackson, Donovan Wilson, Mike Weber, Jalen Jelks**.

May 10..... Signed **Larry Allen, Jr., Andrew Dowell, Luke Gifford, Jalen Guyton, Nate Hall, Mitch Hyatt, Jon'Vea Johnson, Brandon Knight, Justin Phillips, Derrick Puni, Ricky Walker, Chris Westry, Daniel Wise**.

June 19 Waived **Justin Phillips**. Signed **Ryan Yurachek**.

July 24 Released **Allen Hurns**. Signed **Taryn Christion**.

July 26 Placed **Noah Brown, Tyrone Crawford, Byron Jones and DeMarcus Lawrence** on Active/PUP. Placed **Chris Covington** on Active/NFI. Placed **Ezekiel Elliott** on Reserve/Did Not Report.

July 30 Signed **Alfred Morris**.

Aug. 1 Waived **Larry Allen Jr.** Waived/Injured **Andrew Dowell**. Signed **Justin Phillips**.

Aug. 3 Claimed **Tariq Cole** off waivers from Arizona.

Aug. 4 Waived **Tariq Cole**.

Aug. 6 Waived **Rico Gathers**. Signed **Lukayus McNeil and Tyvis Powell**.

Aug. 7 Waived/Injured **Lance Lenoir and Derrick Puni**. Signed **Juwan Bushell-Beatty and Marcus Lucas**.

Aug. 21 Signed **Jaylon Smith** to a five-year contract extension.

Aug. 31 Waived **Juwan Bushell-Beatty, Jake Campos, Taryn Christion, Jordan Chunn, Chris Covington, Reggie Davis, Treston Decoud, Jalen Guyton, Nate Hall, Mitch Hyatt, Darius Jackson, Mike Jackson, Marcus Lucas, Lukayus McNeil, Donovan Olumba, Justin Phillips, Kyle Queiro, Kasey Redfern, Drew Scott, Shakir Soto, Ricky Walker, Mike Weber, Mike White, Cedrick Wilson, Daniel Wise and Ryan Yurachek**. Released **George Iloka**. Waived/Injured **Codey McElroy, Tyvis Powell** and **Jameill Showers**. Placed **Noah Brown** on Reserve/PUP and **Jalen Jelks, Jon'Vea Johnson, Daniel Ross**, and **Chris Westry** on Reserve/Injured. Placed **Robert Quinn** on Reserve/Suspended.

Sept. 2 Signed **Ventell Bryant, Chris Covington, Cole Hikutini, Michael Jackson, Donovan Olumba, Clayton Thorson, Mike Weber, Cedrick Wilson and Daniel Wise** to the practice squad. Placed **Connor McGovern** on Reserve/Injured. Signed **Jordan Chunn**. Released **Rolando McClain**.

★ 2019 TRANSACTIONS BY PLAYER ★

ALLEN, Jr., Larry - G/C
 5/10.....Signed
 8/1.....Waived
AUSTIN, Tavon - WR
 3/20.....Signed
BROWN, Noah - WR
 7/26.....Placed on Active/PUP
 8/31.....Placed on Reserve/PUP
BRYANT, Brentell - WR
 9/2.....Signed to practice squad
BUSHELL-Beatty, Juwann - T
 8/7.....Signed
 8/31.....Waived
CAMPOS, Jake - T
 1/13.....Signed to Reserve/Future
 8/31.....Waived
CHUNN, Jordan - RB
 1/13.....Signed to Reserve/Future
 8/31.....Waived
 9/2.....Signed
CHRISTION, Taryn - QB
 7/24.....Signed
 8/31.....Waived
COBB, Randall - WR
 3/21.....Signed
COLE, Tariq - G
 8/3.....Claimed off waivers from Arizona.
 8/4.....Waived
COVINGTON, Chris - LB
 7/26.....Placed on Active/NFI
 8/31.....Waived
 9/2.....Signed to practice squad
COVINGTON, Christin - DE
 3/14.....Signed
CRAWFORD, Tyrone - DE
 7/26.....Placed on Active/PUP
DAVIS, Reggie - WR
 2/7.....Signed
 8/31.....Waived
DECOUD, Treston - DB
 1/11.....Signed to Reserve/Future
 8/31.....Waived
DOWELL, Andrew, LB
 5/10.....Signed
 8/1.....Waived/Injured
EHINGER, Parker - G
 4/10.....Waived
ELLIOTT, Ezekiel - RB
 7/26.....Placed on Reserve/Did Not Report
FLEMING, Cameron - T
 3/15.....Signed
GATHERS, Rico - TE
 Aug. 6 ...Waived
GIFFORD, Luke - LB
 5/10.....Signed
GUYTEN, Jalen - WR
 5/10.....Signed
 8/31.....Waived
HALL, Nate - LB
 5/10.....Signed
 8/31.....Waived
HIKUTINI, Cole - TE
 9/2.....Signed to practice squad
HILL, Trysten - DT
 4/26.....Drafted in the second round
HURNS, Allen - WR
 3/8.....Exercised option
 7/24.....Released
HYATT, Mitch - T
 5/10.....Signed
 8/31.....Waived
 9/2.....Signed to practice squad

HUFF, Marqueston - CB
 3/29.....Released
HYDER, Kerry - DE
 3/19.....Signed
ILOKA, George - S
 3/25.....Signed
 8/31.....Released
JACKSON, Joe - DE
 4/27.....Drafted in the fifth round
JACKSON, Mike - CB
 4/27.....Drafted in the fifth round
 8/31.....Waived
 9/2.....Signed to practice squad
JELKS, Jalen - DE
 4/27.....Drafted in the seventh round
 8/31.....Placed on Reserve/Injured
JONES, Byron - CB
 7/26.....Placed on Active/PUP
JOHNSON, John'Vea - WR
 5/10.....Signed
 8/31.....Placed on Reserve/Injured
KNIGHT, Brandon - T
 5/10.....Signed
LADOUCEUR, L.P. - LS
 3/19.....Signed
LAWRENCE, DeMarcus - DE
 4/9.....Signed a six-year contract
 7/26.....Placed on Active/PUP
LENOIR, Lance - WR
 8/7.....Waived/Injured
LOONEY, Joe - C
 3/8.....Exercised option
LUCAS, Marcus - TE
 8/7.....Signed
 8/31.....Waived
MARCH-LILLARD, Justin - LB
 3/7.....Signed
McCLAIN, Rolando - LB
 9/2.....Released
McELROY, Codey - TE
 3/11.....Signed
 8/31.....Waived/Injured
McGOVERN, Connor - G/C
 4/26.....Drafted in the third round
 9/2.....Placed on Reserve/Injured
McNEIL, Lukyaus - T
 Aug. 6 ...Signed
 8/31.....Waived
MORRIS, Alfred - RB
 7/30.....Signed
OLAWALE, Jamize - FB
 3/14.....Signed
OLUMBA, Donovan - DB
 1/13.....Signed to Reserve/Future
 8/31.....Waived
 9/2.....Signed to practice squad
PHILLIPS, Justin - LB
 5/10.....Signed
 6/19.....Waived
 8/1.....Signed
 8/31.....Waived
POLLARD, Tony - RB
 4/27.....Drafted in the fourth round
POWELL, Tyvis - CB
 Aug. 6 ...Signed
 8/31.....Waived/Injured
PUNI, Derrick - T
 5/10.....Signed
 8/7.....Waived/Injured
QUEIRO, Kyle - LB
 1/13.....Signed to Reserve/Future
 8/31.....Waived

QUINN, Robert - DE
 3/29.....Acquired in a trade with Miami
 8/31.....Reserve/Suspended
REDFERN, Casey - P
 4/5.....Signed
 8/31.....Waived
ROSS, Daniel - DT
 3/8.....Signed
 8/31.....Reserve/Injured
SCOTT, Drew - LS
 3/20.....Signed
 8/31.....Waived
SHITTU, Aziz - DT
 1/13.....Signed to Reserve/Future
 4/10.....Waived
SHOWERS, Jameill - S
 8/31.....Waived/Injured
SOTO, Shakir - DT
 4/9.....Signed
 8/31.....Waived
SMITH, Devin - WR
 1/18.....Signed to Reserve/Future
SMITH, Jaylon - LB
 8/17.....Signed to a five-year contract extension
THOMAS, Joe - LB
 3/8.....Exercised option
THOMPSON, Darian - S
 3/7.....Signed
THORSON, Clayton - QB
 9/2.....Signed to practice squad
WALKER, Ricky - DT
 5/10.....Signed
 8/31.....Waived
WICHMANN, Cody - G
 1/13.....Signed to Reserve/Future
 8/31.....Reserve/Injured
WEBER, Mike - RB
 4/27.....Drafted in the seventh round
 8/31.....Waived
 9/2.....Signed to practice squad
WESTRY, Chris - CB
 5/10.....Signed
 8/31.....Reserve/Injured
WHITE, Mike - QB
 8/31.....Waived
WILSON, Cedrick - WR
 8/31.....Waived
 9/2.....Signed to practice squad
WILSON, DONOVAN - S
 4/27.....Drafted in the sixth round
WISE, Daniel - DT
 5/10.....Signed
 8/31.....Waived
 9/2.....Signed to practice squad
WITTEN, Jason - TE
 3/6.....Signed
YURACHEK, Ryan - FB
 6/19.....Signed
 8/31.....Waived