NEWS RELEASE

ONE COWBOYS WAY ★ FRISCO, TEXAS 75034 ★ P:972.497.4959 ★ WWW.DALLASCOWBOYS.COM

CHRISTMAS DAY
Regular Season Game #16 - Thursday, December 25, 2025
Dallas Cowboys at Washington Commanders
Northwest Stadium - Landover, Md - 12:00 p.m. (cst)

NETFLIX/CBS 11 DFW
PxP: Ian Eagle
Analyst: Nate Burleson
Analyst: Matt Ryan
Sideline: Sara Walsh
Sideline: Melanie Collins

KRLD-FM 105.3 THE FAN
PxP: Brad Sham
Analyst: Babe Laufenberg
Sideline: Kristi Scales

KMVK-FM 107.5
PxP: Victor Villalba
Analyst: Luis Perez

COMPASS MEDIA
PxP: Jerry Recco
Analyst: Steve Beuerlein

WESTWOOD ONE RADIO
PxP: Jason Horowitz
Analyst: Ross Tucker

★ COWBOYS PR ON TWITTER ★

The official Twitter account of the Dallas Cowboys Public Relations team (@DallasCowboysPR) will provide pertinent stats, information, transactions, game updates and more throughout the week and on gamedays. Follow us for the most up-to-date info related to the Cowboys organization.

QUICK FACTS:
Dallas Cowboys (6-8-1)
at
Washington Commanders (4-11)

Regular Season Series Record:
Dallas leads the series 80-47-2

Last Meeting:
@ Dallas 44, Washington 22, Oct. 19, 2025

Last Meeting in Washington:
Dallas 34, @ Washington 26, Nov. 24, 2024

Last Cowboys Win:
@ Dallas 44, Washington 22, Oct. 19, 2025

Series Notable:
Dallas has won four of the last five meetings.

★ THIS WEEK'S SCHEDULE ★

Monday, Dec. 22
4:20 p.m. Player availability
5:00 p.m. Coach Schottenheimer press conference

Tuesday, Dec. 23
12:45 p.m. Coach Schottenheimer press conference
1:15 p.m. First portion of practice open to media
2:20 p.m. Player availability

Wednesday, Dec. 24
No availability - Team travel to Washington D.C.

Thursday, Dec. 25
12:00 p.m. Kickoff at Washington Commanders

MEDIA RELATIONS CONTACTS

Tad Carper.....972-497-4953.....tcarper@dallascowboys.net
Scott Agulnek.....972-497-4956..... sagulnek@dallascowboys.net
David Abbruzese ....972-497-4355.. dabbruzese@dallascowboys.net
Bronte Hermesmeyer.972-497-4252.. bhermesmeyer@dallascowboys.net
Jordan Van Dootingh.972-497-4259...jvandootingh@dallascowboys.net
Kalie Smith .....972-497-4031.....kjsmith@dallascowboys.net
Whitney Faulkner....972-497-4955..... wfaulkner@dallascowboys.net

★ BY THE NUMBERS ★

6
Thursday will mark Dallas' sixth ever game on Christmas Day. In the previous five Christmas Day games, four of those contests were on the road. The Cowboys are 2-3 all-time when playing on Dec. 25.

61
Dak Prescott has 61 career games with at least 240 passing yards and two touchdown passes, the fourth-most such games by a player in his first 10 seasons in NFL history. Only Patrick Mahomes (68 games), Dan Marino (68) and Peyton Manning (65) have more.

565
CeeDee Lamb has 565 career receptions, the second-most in a player's first six seasons in NFL history, trailing only Justin Jefferson (567).

★ DALLAS COWBOYS OMG ★

The Dallas Cowboys website can be found at www.NFLOMG.com. Please follow the link and click on the Cowboys logo to access the team's page.

The Cowboys site contains the complete 2025 Media Guide, all weekly game notes and packets, player bios and rosters, Cowboys staff information and bios, weekly flip cards, a game tracker, all team and individual records and statistics, historical information, daily press releases and much more.

username: cowboysguest
password: cowboys2025

★ TABLE OF CONTENTS ★

Radio and TV broadcast info 1
Dallas Cowboys media schedule 1
Dallas Cowboys OMG info 1
Cowboys PR contact info 1
One Love 2
Dallas Cowboys 2025 schedule 2
Fit Check 2
What to watch for 3
Dallas/Washington Series History 4
2025 Team Captains 5
AT&T Stadium stats and history 6
A Championship Tradition 7
Pro Bowl Numbers 7
Individual Notes 8-17
Dak Prescott 8-10
CeeDee Lamb 11-12
George Pickens 13
Javonte Williams 14
Jake Ferguson/Team Notes 15
Defensive Notes 16
Brandon Aubrey/Bryan Anger 17
Rosters and Depth Chart 18-29
Unoffical Depth Chart 19
Pronunciation Guide 19
Alphabetical Roster 20
Numerical Roster 21
Positional Roster 22
Contract Status 23
Contract Analysis 24
How The Cowboys Were Built 25
Transactions by Date 26-27
Transactions by Player 28-29
Team and Individual Stats 30-105
2025 Regular Season/Defensive Stats 31-32
GxG Player Participation 33
Team Stats 34
Individual GxG 35-52
2025 Snap Count 53
Misc. Stats 54-107
Non-Media Guide Bios 108-124
Player Bio Updates 125-140

★ NFC EAST STANDINGS ★

Team	W	L	T	Home	Road	Div.	Con.	Pt Dif.
Philadelphia	10	5	0	5-2	5-3	3-2	8-3	+60
Dallas	***6***	***8***	***1***	***4-3-1***	***2-5***	***3-1***	***3-6-1***	***-30***
Washington	4	11	0	2-5	2-6	2-2	2-8	-95
New York	2	13	0	2-5	0-8	1-4	1-10	-99

★ MAN OF THE YEAR CLUB WINNER ★

The Dallas Cowboys announced that Solomon Thomas has been selected as the team's club winner for the 2025 Walter Payton NFL Man of the Year Award presented by Nationwide.

A well-established veteran in the NFL, Thomas joined the Dallas Cowboys as a free agent in March 2025 with a longstanding dedication to community engagement, particularly through mental health advocacy and youth empowerment already in place. A North Texas native, Thomas was already making an impact in his hometown through his foundation – The Defensive Line. Founded by Thomas and his parents in 2021, The Defensive Line is a nonprofit aimed at honoring his late sister Ella and addressing youth suicide and mental health stigma in communities of color. As a member of the Dallas Cowboys, Thomas has used his platform to host a variety of mental health discussions for communities of need, most recently partnering with Dallas ISD (Texas' largest provider of student mental health services) for a series of conversations that demonstrate to youth the importance of asking for help and stressing that is "OK to not be OK".

★ ONE LOVE ★

Marshawn Kneeland tragically passed away on Nov. 6. To honor him moving forward, the Dallas Cowboys will wear a #94 helmet decal for the remainder of the 2025 season. The Cowboys also honored their beloved teammate with commemorative T-shirts.

2025 DALLAS COWBOYS SCHEDULE

DATE	REGULAR SEASON (TV)	KICKOFF (CT)
Thurs., Sept. 4	@ Philadelphia Eagles (NBC)	L, 20-24
Sun., Sept. 14	**NEW YORK GIANTS (FOX)**	**W, 40-37 (OT)**
Sun., Sept. 21	@ Chicago Bears (FOX)	L, 14-31
Sun., Sept. 28	**GREEN BAY PACKERS (NBC)**	**T, 40-40 (OT)**
Sun., Oct. 5	@ New York Jets (FOX)	W, 37-22
Sun., Oct. 12	@ Carolina Panthers (FOX)	L, 27-30
Sun., Oct. 19	**WASHINGTON COMMANDERS (FOX)**	**W, 44-22**
Sun., Oct. 26	@ Denver Broncos (CBS)	L, 24-44
Mon., Nov. 3	**ARIZONA CARDINALS (ESPN/ABC)**	**L, 17-27**
	BYE	
Mon., Nov. 17	@ Las Vegas Raiders (ESPN/ABC)	W, 33-17
Sun., Nov. 23	**PHILADELPHIA EAGLES (FOX)**	**W, 24-21**
Thurs., Nov. 27	**KANSAS CITY CHIEFS (CBS)**	**W, 31-28**
Thurs., Dec. 4	@ Detroit Lions (Prime Video)	L, 30-44
Sun., Dec. 14	**MINNESOTA VIKINGS (NBC)**	**L, 26-34**
Sun., Dec. 21	**LOS ANGELES CHARGERS (FOX)**	**L, 17-34**
Thurs., Dec. 25	@ Washington Commanders (Netflix)	Noon
Jan. 3/4	@ New York Giants (TBD)	TBD

Home Games in BOLD

★ FIT CHECK ★

Below is this week's uniform matchup between the Dallas Cowboys and Washington Commanders, including a first-ever uniform combination for the Cowboys with a white helmet, navy jersey and white pants:

★ WHAT TO WATCH FOR IN GAME 16 ★

GEORGE PICKENS

3

* George Pickens, who currently has 88 receptions for 1,342 yards and nine touchdowns, can become the third receiver in franchise history to record at least 90 catches, 1,400 receiving yards and 10 touchdowns in a season. The other two Cowboys wide receivers to do this were CeeDee Lamb in 2023 and Michael Irvin in 1995.
* All 130 receiving yards that Pickens totaled last week against the LA Chargers came from wide alignments. Pickens' 1,246 receiving yards from out wide in 2025 are tied with Jaxon Smith-Njigba for the most in the NFL.

DAK PRESCOTT

4

* Since 2016, Dak Prescott is 36-9 against the NFC East, tied with Patrick Mahomes for the most wins against one's own division over the last 10 seasons.
* Prescott, along with a 12-2 career record against Washington, has 30 passing touchdowns against Washington, which is third in NFL history against the franchise. Only Charlie Conerly (38) and Eli Manning (33) have more touchdown passes against Washington.
* With two passing touchdowns, Prescott will reach 30 touchdown passes in 2025. It would also mark Prescott's fourth career season with at least 30 passing touchdowns, which would tie Tony Romo for the most such seasons in franchise history.
* Prescott has completed at least 60.0% of his passes in all 15 games in 2025. If he records a 60% completion rate on Sunday, he would pass Tony Romo (2014) for the longest such streak in a season in Cowboys history.

BRANDON AUBREY

17

* Brandon Aubrey has made a field goal in all 15 games in 2025. With a field goal on Christmas Day, Aubrey would be the first player in franchise history to make a field goal in 16 consecutive games of a season.
* Aubrey is 12 points away from reaching 150 points scored in 2025. If Aubrey reaches 150 points in 2025, he would be the first player in NFL history to reach 150 points in each of his first three NFL seasons. He would also have the second-most seasons with 150 points in NFL history, trailing Stephen Gostkowski (five seasons).

DONOVAN EZEIRUAKU

41

* Donovan Ezeiruaku ranks second among NFL rookies with nine tackles for loss in 2025. With a tackle for loss on Sunday, Ezeiruaku would become the fourth Cowboys rookie since 1999 to have at least 10 tackles for loss in a season, joining Micah Parsons (20 in 2021), DeMarcus Ware (15 in 2005) and Sam Williams (10 in 2022).

JAKE FERGUSON

87

* Jake Ferguson needs two receiving touchdowns to tie Jason Witten (2010) and Billy Joe Dupree (1978) for the most receiving touchdowns in a season (nine) by a Cowboys tight end.

CeeDee LAMB

88

* CeeDee Lamb has 67 career games with at least five receptions, the most such games by a player in his first six career seasons in NFL history.
* Lamb reached 1,000 scrimmage yards in 2025 last week against the Los Angeles Chargers. He is the third receiver in NFL history with 1,000 scrimmage yards in each of his first six seasons, joining Mike Evans and Randy Moss.

DALLAS COWBOYS

* The Cowboys are 3-1 against the NFC East in 2025 and have posted a 21-7 record against their division foes since 2021. Dallas' 21 wins and .750 win percentage against its division are tied with Kansas City for the most in the NFL over the last five seasons.
* For just the second time in franchise history, the Cowboys have two 1,000-yard receivers, a 1,000-yard rusher and a 4,000-yard passer in the same season. The only other season this happened was in 2019 (QB Dak Prescott, RB Ezekiel Elliott, WRs Amari Cooper and Michael Gallup).

★ DALLAS/WASHINGTON MATCHUP ★

6-8-1	2025 Stats	4-11
	GENERAL	
-8 (29th)	TURNOVER MARGIN	-12 (30th)
29:52 (18th)	TIME OF POSSESSION AVG.	28:31 (28th)
	OFFENSE	
28.3 (5th)	POINTS-PER-GAME	20.6 (24th)
393.1 (2nd)	NET YARDS-PER-GAME	321.1 (20th)
118.8 (17th)	NET RUSHING YPG	133.9 (4th)
274.3 (1st)	NET PASSING YPG	187.2 (24th)
11 (t-11th most)	HAD INTERCEPTED	11 (t-11th most)
7 (t-9th most)	FUMBLES LOST	10 (t-3rd most)
19 (t-10th most)	GIVEAWAYS	21 (t-8th most)
25 (9th fewest)	SACKS ALLOWED	35 (t-14th most)
42.0% (8th)	THIRD DOWN PCT.	37.2% (25th)
55.6% (19th)	RED ZONE TD PCT.	66.7% (2nd)
	DEFENSE	
30.3 (31st)	POINTS-PER-GAME	26.9 (26th)
380.1 (30th)	NET YARDS-PER-GAME	383.1 (31st)
122.3 (20th)	NET RUSHING YPG	141.3 (29th)
257.8 (32nd)	NET PASSING YPG	241.7 (26th)
6 (t-27th)	INTERCEPTIONS	7 (t-24th)
5 (t-25th)	FUMBLE RECOVERIES	2 (32nd)
11 (t-28th)	TAKEAWAYS	9 (31st)
29 (t-24th)	SACKS	33 (t-19th)
47.5% (31st)	THIRD DOWN PCT.	41.3% (23rd)
70.7% (30th)	RED ZONE PCT.	66.7% (29th)
	SPECIAL TEAMS	
88.9% (t-11th)	FIELD GOAL PCT.	76.0% (28th)
25.2 (22nd)	KICKOFF RETURN AVG.	27.3 (7th)
25.6 (14th)	KICKOFF RETURN AVG. OPP	23.5 (3rd)
6.3 (29th)	PUNT RETURN AVG.	13.1 (8th)
9.5 (13th)	PUNT RETURN AVG. OPP	4.1 (1st)
48.2 (10th)	GROSS PUNTING AVG.	47.2 (t-16th)
42.4 (12th)	NET PUNTING AVG.	43.8 (4th)
	PENALTIES	
113 (t-4th)	PENALTIES ACCEPTED	103 (t-11th)
953 (4th)	PENALTY YARDS	823 (13th)

does not include Monday night game

★ DAL vs. WAS SERIES HISTORY ★

Dallas and Washington have squared off 131 times, including two playoff games. Dallas holds a 80-49-2 advantage. The Cowboys lost the first-ever meeting before the teams finished in a tie the second and fourth games. Dallas claimed its first win over Washington on Nov. 4, 1962. The teams have played in just two playoff games against each other - the 1972 and 1982 NFC Championship Games - both Washington wins. Below is a brief look at the last 20 games of the series:

Date	Loc.	W/L	Score	Date	Loc.	W/L	Score
1/3/16	Dal	L	23-34	11/26/20	Dal	L	16-41
9/18/16	**Was**	**W**	**27-23**	**12/12/21**	**Was**	**W**	**27-20**
11/24/16	**Dal**	**W**	**31-26**	**12/26/21**	**Dal**	**W**	**56-14**
10/19/17	**Was**	**W**	**33-19**	**10/2/22**	**Dal**	**W**	**25-10**
11/30/17	**Dal**	**W**	**38-14**	1/8/23	Was	L	6-26
10/21/18	Was	L	17-20	**11/23/23**	**Dal**	**W**	**45-10**
11/22/18	**Dal**	**W**	**31-23**	**1/7/24**	**Was**	**W**	**38-10**
9/15/19	**Was**	**W**	**31-21**	**11/24/24**	**Was**	**W**	**34-26**
12/29/19	**Dal**	**W**	**47-16**	1/5/25	Dal	L	19-23
10/25/20	Was	L	3-25	**10/19/25**	**Dal**	**W**	**44-22**

★ INSIDE THE SERIES HISTORY ★

The rivalry between the Dallas Cowboys and Washington Commanders has been around since the Cowboys entered the NFL in 1960. The two teams have faced each other twice per season as part of the NFC East since 1970.

In 128 regular season games of the series there have been:

* 48 games decided by two-or-more touchdowns
* 51 games decided by less than a touchdown
* Seven games decided by one point
* A 10-game winning streak by Dallas from 1997-2002
* A 42-point win by Dallas (12/26/21) - biggest Cowboys win
* A 28-point loss by Dallas (12/18/05) - biggest Cowboys loss
* Four shutouts - all by Dallas
* 17 Monday night games, 11 Thanksgiving Day games, nine Sunday night games, a Thursday night game and a Saturday game
* A 44-18-2 home record for Dallas
* An 18-10 record for Dallas at Northwest Stadium

★ ALL IN THE FAMILY ★

The Dallas Cowboys are 3-1 against the NFC East in 2025. Dallas holds an all-time record of 233-155-4, including postseason, against NFC East rivals. Below is a look at Dallas' record against the East:

	W	L	T	Pct.	Long Win Str.	Long Loss Str.	Cur. Str.
Washington	***80***	***49***	***2***	***.618***	***10***	***4***	***W1***
NY Giants	78	47	2	.622	12	6	W9
Philadelphia	75	59	0	.560	11	8	W1
Totals	**233**	**155**	**4**	**.599**	**-**	**-**	**W3**

★ FAMILY MATTERS ★

The Cowboys have posted a 21-7 record against their division foes since 2021. Dallas' 21 wins and .750 win percentage against its division are tied with Kansas City for the most in the NFL over the last five seasons:

Highest Win Percentage vs. Own Division Since 2021

Team	W	L	T	Win%	Current Streak
Kansas City	21	7	0	.750	L2
Dallas	***21***	***7***	***0***	***.750***	***W3***
Buffalo	21	8	0	.724	W1
Houston	19	9	1	.672	W4
Philadelphia	19	10	0	.655	W1

★ ALL-TIME STAT COMPARISON ★

This week's game marks the 132nd matchup, including post-season, between Dallas and Washington. Below is a brief look into the stats of the series:

TEAM TOTALS

	Cowboys	Commanders
Wins	80	49
Points	3,120	2,559
Total Net Yards	44,857	39,952
Net Rushing Yards	17,514	13,891
Net Passing Yards	27,343	26,061

SINGLE-GAME TEAM-HIGHS

	Cowboys		Commanders	
Points	56	12/26/21	41	11/23/86
Total Net Yards	541	9/12/99	505	11/24/16
Net Rushing Yards	289	11/23/78	274	12/30/12
Net Passing Yards	423	11/22/12	449	11/24/16

SINGLE-GAME INDIVIDUAL HIGHS

Cowboys	Commanders
Passing Yards	
441 - T. Romo 11/22/12	449 - K. Cousins 11/24/16
Rushing Yards	
189 - T. Hambrick 12/14/03	200 - A. Morris 12/30/12
Receiving Yards	
246 - B. Hayes 11/13/96	199 - C. Taylor 11/13/66

★ HOLLY JOLLY FOOTBALL ★

This week's game against Washington is being played on Christmas Day. In the 66 years of Cowboys football, there have been five games on Christmas Day. Four of those five games were on the road. The Cowboys are 2-3 when playing on Dec. 25:

Date	Opp/ Loc.	Dal W/L	Score	Date	Opp/ Loc.	Dal W/L	Score
12/25/71	**@Min**	**W**	**20-12**	12/25/06	Phi	L	7-23
12/25/95	**@Ari**	**W**	**37-13**	12/25/10	@Ari	L	26-27
12/25/00	@Ten	L	0-31				

★ PRO BOWL FAN VOTING ★

Below are where several Dallas Cowboys players ranked in the 2026 Pro Bowl Games Fan Voting:

NFC 2026 Pro Bowl Games Fan Voting - Dec. 22, 2025

Quarterback	Wide Receiver	Fullback
1. Caleb Williams	1. Jaxon Smith-Njigba	1. Kyle Juszcyk
2. Matthew Stafford	***2. George Pickens***	***2. Hunter Luepke***
3. Dak Prescott	3. Amon-Ra St. Brown	3. Robbie Ouzts
	.....	
	7. CeeDee Lamb	
Tight End	**Kicker**	**Returner**
1. Trey McBride	***1. Brandon Aubrey***	1. Devin Duvernay
2. Colston Loveland	2. Jason Myers	***2. KaVontae Turpin***
3. George Kittle	3. Will Reichard	3. Myles Price
4. Kyle Pitts		
5. Jake Ferguson		
Center		
1. Drew Dalman		
2. Sean Rhyan		
3. Graham Glasgow		
4. Cam Jurgens		
5. Cooper Beebe		

★ PLAYER HIGHLIGHTS vs. WAS ★

Brandon Aubrey - K

Drilled 11 field goals and 19 extra points in five games against Washington. Made a 61-yard field goal in the Week Seven match-up, becoming the first kicker with five field goals from 60-plus yards.

Trevon Diggs - CB

Totaled two interceptions and 10 pass breakups - most against any opponent he has faced in his career - in five career games.

Donovan Ezeiruaku - DE

Recorded his first career sack, three tackles and four quarterback pressures in his first appearance against Washington in Week Seven.

CeeDee Lamb - WR

Nabbed 59 receptions for 625 yards and six touchdowns though 10 games against the Commanders.

Dak Prescott - QB

Completed 67.0% of his passes for 3,409 yards and 30 touchdowns through 14 games against Washington. His 30 passing touchdowns are the second-most against any opponent he has faced in his career.

★ 2025 TEAM CAPTAINS ★

For the 2025 season, Head Coach Brian Schottenheimer had players vote on team captains for the entire year. Although his goal was just four captains for the season, Schottenheimer changed his mind due to the overwhelming response from the players who voted.

The players voted on six captains - with offense, defense and special teams each having two players. A "captain of the week" will also be added for each game.

Below are the team captains for the Dallas Cowboys in 2025:

Offense	Defense	Special Teams
QB Dak Prescott	DT Osa Odighizuwa	K Brandon Aubrey
WR CeeDee Lamb	S Donovan Wilson	CB C.J. Goodwin

Captain of the Week

WK	Opp	Player	WK	Opp	Player
2	NYG	M. Hooker	9	ARI	B. Anger
3	CHI	J. Williams	11	LV	H. Luepke
4	GB	K. Clark	12	PHI	B. Spann-Ford
5	NYJ	S. Thomas	13	KC	K. Murray
6	CAR	J. Ferguson	14	DET	D. Overshown
7	WAS	B. Hoffman	15	MIN	Tyler Smith
8	DEN	D. Bland	16	LAC	J. Clowney

★ HISTORIC AT HOME ★

Along with ranking fifth in the NFL in scoring offense at home (29.9 points-per-game), Dallas leads the league in yards-per-game (418.6) at home:

Total Offense Leaders at Home - NFL 2025

Team	Yds/Gm	Team	Yds/Gm
Dallas	***418.6***	LA Rams	393.3
Buffalo	401.4	Detroit	385.9
Indianapolis	397.6	Cincinnati	382.5

Dallas' 418.6 yards-per-game at home this season are also the third-most in franchise history, trailing only the 2019 and 2023 seasons:

Most Yards-Per-Game at Home
Cowboys History

Season	YPG	Season	YPG
2019	474.5	2020	412.1
2023	425.8	2021	410.5
2025	***418.6***	2016	403.9

Dallas scored at least 40 points in each of its first three home games. The Cowboys were the third team in NFL history - first since the 2000 St. Louis Rams - to have at least 40 points in their first three home games:

★ HOME COOKING ★

Since AT&T Stadium opened in 2009, Dallas has posted an 80-57-1 regular season record at home. In the last five seasons, the Cowboys have utilized their home field advantage, going 27-14-1 at AT&T Stadium, a .655 win percentage at home that is sixth in the NFL since 2021:

NFL Team Home Win Percentage Since 2021

Team	Games	W	L	T	Win %
Buffalo	41	34	7	0	.829
Kansas City	42	32	10	0	.762
Green Bay	41	29	12	0	.707
Philadelphia	41	29	12	0	.707
Miami	42	28	14	0	.667
Dallas	***42***	***27***	***14***	***1***	***.655***

Since 2021, Dallas is averaging 30.0 points-per-game at home, third-most in the NFL during that span:

Points-Per-Game at Home - NFL 2021-25

Team	PPG	Team	PPG
Detroit	30.9	Philadelphia	27.2
Buffalo	30.6	Cincinnati	27.1
Dallas	***30.0***	San Francisco	26.0

★ HOME IS WHERE THE TDS ARE ★

Dak Prescott has proven to be one of the top quarterbacks in the league when playing at home. Since he entered the league in 2016, Prescott's 136 passing touchdowns at AT&T Stadium are the third-most passing touchdowns at home during that span:

Most Passing Touchdown at Home - NFL 2016-25

Player	Pass TD	Player	Pass TD
Jared Goff	143	Matthew Stafford	135
Aaron Rodgers	140	Russell Wilson	130
Dak Prescott	***136***	Kirk Cousins	125

Just this season in 2025, Prescott leads the NFL in passing yards (2,406) and completions (208) at home. He is also tied for fourth with 15 passing touchdowns at home.

40

Since 2023, Dallas has scored at least 40 points in seven home games, the second-most such home games during that span. Only Detroit, with eight 40-point games at home, has more.

★ AT&T STADIUM RECORD... ★

The Dallas Cowboys are in their 17th regular season calling AT&T Stadium home. Dallas' first game at the venue was on Sept. 20, 2009 - a 31-33 loss to the N.Y. Giants. The club's first win came a week later with a 21-7 decision over Carolina.

From 2022-23, Dallas held a 16-game win streak at home, the second-longest home win streak in franchise history (18 from 1979-81). Dallas joined the New England Patriots as the only teams since 2000 to win at least 16 straight regular season home games. Below is a breakdown of the club's record at AT&T Stadium:

Regular season	80-57-1
Postseason	3-3
Overall	83-60-1

	Regular	Post
September	18-8-1	
October	18-15	
November	23-19	
December	19-12	
January	2-3	3-3
Playing at noon	25-13	
Playing at 3:30	32-26	1-3
Playing in prime time	23-18-1	2-0
Thursday	11-8	
Saturday	2-2	2-0
Sunday	63-39-1	1-3
Monday	4-8	
Fully closed stadium	55-37	3-3
Fully open stadium	12-11	
Roof open, doors closed	2-6-1	
Roof closed, doors open	11-3	
Playing against the NFC East	34-17	1-0
Playing against the NFC (non-NFC East)	27-22-1	2-3
Playing against the AFC	19-17	

Team-by-team

Team	W	L	T	Pct	Team	W	L	Pct
Arizona	0	4	0	.000	Minnesota	1	2	.333
Atlanta	3	1	0	.750	New England	1	1	.500
Baltimore	1	1	0	.500	New Orleans	2	3	.400
Buffalo	1	1	0	.500	N.Y. Giants	12	5	.706
Carolina	2	1	0	.667	N.Y. Jets	1	1	.500
Chicago	2	2	0	.500	Philadelphia	10	7	.588
Cincinnati	2	1	0	.667	Pittsburgh	1	1	.500
Cleveland	1	1	0	.500	San Francisco	1	1	.500
Denver	0	2	0	.000	Seattle	3	2	.600
Detroit	5	2	0	.714	Tampa Bay	4	1	.800
Green Bay	0	3	1	.125	Tennessee	0	2	.000
Houston	2	1	0	.667	Washington	12	5	.706
Indianapolis	2	0	0	1.000				
Jacksonville	1	1	0	.500	**Postseason**			
Kansas City	2	0	0	1.000	Detroit	1	0	1.000
LA Chargers	0	3	0	.000	Green Bay	0	2	.000
LA Rams	4	1	0	.800	Philadelphia	1	0	1.000
Las Vegas	2	1	0	.667	Seattle	1	0	1.000
Miami	2	0	0	1.000	San Francisco	0	1	.000

Dallas finished 2023 with an 8-0 record at AT&T Stadium in 2023. It marked just the fourth time in franchise history that Dallas went undefeated at home, joining the 1980, 1981 and 1969 teams.

Undefeated Seasons at Home – Dallas Cowboys

Season	Wins	Consec. Wins	Home Record
2023	8	8	8-0
1981	8	8	8-0
1980	8	8	8-0
1969	6	4	6-0-1

★ THE DALLAS COWBOYS - A CHAMPIONSHIP TRADITION ★

SUPER BOWL CHAMPIONSHIPS

New England Patriots 6
Pittsburgh Steelers 6
DALLAS COWBOYS 5
San Francisco 49ers 5
Green Bay Packers 4
New York Giants 4
Denver Broncos 3
Kansas City Chiefs 3
Oakland Raiders 3
Washington Commanders 3

SUPER BOWL APPEARANCES

New England Patriots 11
DALLAS COWBOYS 8
Pittsburgh Steelers 8
Denver Broncos 8
San Francisco 49ers 8
Kansas City Chiefs 7
Green Bay Packers 5
Miami Dolphins 5
New York Giants 5
Oakland Raiders 5
Washington Commanders 5

POSTSEASON VICTORIES

San Francisco 49ers 38
New England Patriots 37
Green Bay Packers 37
DALLAS COWBOYS 36
Pittsburgh Steelers 36
Philadelphia Eagles 29
StL/LA Rams 27
Kansas City Chiefs 26
Oak/LV Raiders 25
New York Giants 25
Washington Commanders ... 25

POSTSEASON APPEARANCES

Green Bay Packers 37
DALLAS COWBOYS 36
Pittsburgh Steelers 35
New York Giants 33
Cle./StL/LA Rams 33
Minnesota Vikings 32
Philadelphia Eagles 31
Indianapolis Colts 29
San Francisco 49ers 29
New England Patriots 28
Chicago Bears 27

POSTSEASON GAMES

DALLAS COWBOYS 67
Pittsburgh Steelers 65
Green Bay Packers 64
San Francisco 49ers 62
New England Patriots 59
StL/LA Rams 56

CONSEC. POSTSEASON APPEARANCES

New England Patriots (2009-19) .. 11
Kansas City Chiefs (2015-24) ... 10
DALLAS COWBOYS (1975-83) 9
Indianapolis Colts (2002-10) 9
DALLAS COWBOYS (1966-73) 8
Pittsburgh Steelers (1972-79) .. 8
Los Angeles Rams (1973-80) .. 8
San Francisco 49ers (1983-90) 8

CONSECUTIVE WINNING SEASONS

DALLAS COWBOYS (1966-85) 20
New England Patriots (2001-19) . 19
Oakland Raiders (1965-80) ... 16
San Francisco 49ers (1983-98). 16
Chicago Bears (1930-44) 15
Green Bay Packers (1934-47) .. 14

REGULAR SEASON WIN % SINCE 1950

DALLAS COWBOYS 0.571
Baltimore Ravens 0.570
Pittsburgh Steelers 0.565
New England Patriots 0.554
Kansas City Chiefs 0.551
Miami Dolphins 0.550

46 SEASONS OF .500-OR-BETTER

1965 1982 2009
1966 1983 2011
1967 1984 2012
1968 1985 2013
1969 1991 2014
1970 1992 2016
1971 1993 2017
1972 1994 2018
1973 1995 2019
1974 1996 2021
1975 1998 2022
1976 1999 2023
1977 2003
1978 2005
1979 2006
1980 2007
1981 2008

36 POSTSEASON APPEARANCES

1966 1991
1967 1992
1968 1993
1969 1994
1970 1995
1971 1996
1972 1998
1973 1999
1975 2003
1976 2006
1977 2007
1978 2009
1979 2014
1980 2016
1981 2018
1982 2021
1983 2022
1985 2023

26 DIVISION TITLES

1966 1992
1967 1993
1968 1994
1969 1995
1970 1996
1971 1998
1973 2007
1976 2009
1977 2014
1978 2016
1979 2018
1981 2021
1985 2023

16 NFL/NFC CHAMPIONSHIP GAME FINALIST

1966 1975 1992
1967 1977 1993
1970 1978 1994
1971 1980 1995
1972 1981
1973 1982

8 NFC CHAMPIONSHIPS

1970 1992
1971 1993
1975 1995
1977
1978

5 SUPER BOWL CHAMPIONSHIPS

1971 1992
1977 1993
1995

SBVI SBXII SBXXVII SBXXVIII SB XXX

★ PRO BOWL COWBOYS ★

Since 2014, Dallas has selected 15 players in the NFL Draft that have gone on to make at least one Pro Bowl - the most in the NFL over that span. Baltimore has selected the second-most with 13 Pro Bowl draft picks since 2014. Since 1989 Dallas has sent 61 different players to the Pro Bowl, and of those, Dallas drafted 43.

COWBOYS PRO BOWL DRAFT PICKS SINCE 2014 (BY YEAR DRAFTED)

2014: Zack Martin (9)*
2014: DeMarcus Lawrence (4)
2015: Byron Jones (1)*
2016: Dak Prescott (3)
2016: Ezekiel Elliott (3)*
2016: Jaylon Smith (1)
2018: Leighton Vander Esch (1)*
2019: Tony Pollard (1)

**First round picks*

2020: Tyler Biadasz (1)
2020: Trevon Diggs (2)
2020: CeeDee Lamb (4)*
2021: Micah Parsons (4)*
2022: DaRon Bland (1)
2022: Jake Ferguson (1)
2022: Tyler Smith (2)*

DAK PRESCOTT NOTES

All-Time Ranks - Cowboys QBs

1st
- Passing Yards (35,612)
- Completion Pct. (67.0%)
- Completions (3,158)
- Passer Rating (98.4)

2nd
- Passing Touchdowns (241)
- Attempts (4,711)

3rd
- Total Wins (82)

★ AIRING IT OUT ★

In 2025 Dak Prescott ranks around the top of the NFL among quarterbacks in nearly every main passing category:

Stats	Total	Rank
Completions	378	1st
Pass Attempts	552	1st
Passing Yards Against Man Coverage	1,360	1st
Passing Yards	4,175	2nd
Passing First Downs	202	2nd
Completion Percentage Over Expected	+5.5%	2nd
Big Play Passes (25+ Yards)	36	3rd
Passing Touchdowns	28	3rd
Completion Percentage	68.5%	5th

★ QBs MULTIPLE TOUCHDOWNS ★

Dak Prescott has nine multi-touchdown games in 2025, tied for fourth in the NFL. He also has 76 career multi-touchdown games, second in team history behind Tony Romo (79 games).

Prescott has also recorded three-or-more touchdown passes in five games in 2025, tied for second in the NFL, and his 41 career regular season games are the most in franchise history:

Three Passing Touchdown Games - Dallas Cowboys

Player	Games	Player	Games
Dak Prescott	***41***	Roger Staubach	17
Tony Romo	40	Don Meredith	14
Danny White	20	Troy Aikman	20

Prescott's 41 career games with at least three touchdowns are also tied for the fifth-most ever by a player in his first 10 seasons:

Three Passing Touchdown Games - First 10 NFL Seasons

Player	Games	Player	Games
Peyton Manning	48	***Dak Prescott***	***41***
Dan Marino	48	Russell Wilson	41
Patrick Mahomes	45	Brett Favre	37
Aaron Rodgers	43		

Prescott threw four touchdowns at the N.Y. Jets in Week 5 and at Las Vegas in Week 11. His 13 career four-touchdown games are the most in franchise history:

Four Passing Touchdown Games - Dallas Cowboys

Player	Games	Player	Games
Dak Prescott	***13***	Don Meredith	6
Tony Romo	10	Troy Aikman	3
Danny White	8	Craig Morton	2

4K

Dak Prescott surpassed 4,000 passing yards in 2025 last week against the Chargers. It is Prescott's fourth career 4,000-yard season, tied with Tony Romo for the most 4,000-yard seasons in franchise history.

★ DAK TO THE FUTURE ★

Now in his 10th pro season, Dak Prescott is the franchise leader in passing yards (35,612), completion percentage (67.0%) and completions (3,158). He also ranks second in passing touchdowns (241) and attempts (4,711), and third in wins (82):

Dallas Cowboys All-Time QB Chart

WINS AS STARTER		PASSING YARDS	
Troy Aikman	94	***Dak Prescott***	***35,612***
Roger Staubach	85	Tony Romo	34,183
Dak Prescott	***82***	Troy Aikman	32,942
Tony Romo	78	Roger Staubach	22,700
Danny White	62	Danny White	21,959

ATTEMPTS		PASSING TOUCHDOWNS	
Troy Aikman	4,715	Tony Romo	247
Dak Prescott	***4,711***	***Dak Prescott***	***241***
Tony Romo	4,335	Troy Aikman	165
Roger Staubach	2,958	Danny White	155
Danny White	2,950	Roger Staubach	153

COMPLETIONS		COMPLETION PCT	
Dak Prescott	***3,158***	***Dak Prescott***	***67.0%***
Troy Aikman	2,898	Tony Romo	65.3%
Tony Romo	2,829	Troy Aikman	61.5%
Danny White	1,761	Danny White	59.7%
Roger Staubach	1,685	Roger Staubach	57.0%

★ AIR DAK ★

Dak Prescott has five 300-yard passing games in 2025, tied with Jared Goff for the most 300-yard games in the NFL:

300-Yard Games - NFL 2025

Player	Games	Player	Games
Dak Prescott, Dal	***5***	Justin Herbert, LAC	3
Jared Goff, Det	5	Mac Jones, SF	3
Jacoby Brissett, Ari	4	Bo Nix, Den	3
Josh Allen, Buf	3	Matthew Stafford, LAR	3

Prescott has 33 career games with at least 300 yards, second in Cowboys history behind Tony Romo:

300-Yard Games - Cowboys History

Player	Games	Player	Games
Tony Romo	46	Troy Aikman	13
Dak Prescott	***33***	Danny White	10

Prescott's single-season career-high for 300-yard games was seven in 2019. Tony Romo has the single-season team record with nine in 2012.

★ DAK'S RECORD WHEN... ★

Since taking over as Dallas' starting quarterback in 2016, Dak Prescott has compiled an 82-54-1 regular season record in 136 career starts, and he is 2-5 in the postseason. Below is a look at Prescott's record under several different circumstances:

	Regular	Post
Playing at home:	47-21-1	1-3
Playing on the road:	35-33	1-2
Playing indoors:	44-23	1-3
Playing outdoors:	38-31-1	1-2
Playing against the NFC East:	36-9	
Playing against the NFC (non-NFC East):	25-27-1	2-5
Playing against the AFC:	21-18	
Playing on Thursday:	12-7	
Playing on Saturday:	3-0	1-1
Playing on Sunday afternoon:	48-35	0-4
Playing on Sunday night:	13-10-1	
Playing on Monday night:	6-2	1-0
Playing on artificial turf:	63-35-1	1-3
Playing on natural grass:	19-19	1-2
Offense totals over 400 yards:	47-16-1	1-2
Throws for over 300 yards:	21-11-1	1-2
Throws for 200-299 yards:	47-25	1-3
Attempts 30 passes-or-more:	50-45-1	2-5
Throws only one touchdown:	20-14	1-3
Throws more than one touchdown:	54-21-1	1-2
Completes 65.0%-or-more of his passes:	60-21-1	2-1
Averages more than 7.0 yards-per-attempt:	63-20-1	1-2
Has more than one Big Play (25+) passing:	46-26-1	2-2
Throws no interceptions:	54-19-1	1-1
Throws one interception:	20-17	1-2
Throws more than one interception:	7-19	0-2
Records at least 100.0 passer rating:	58-11-1	1-1
Commits no turnovers	45-15-1	1-1
Against teams with winning record:	26-27-1	1-5
Against teams with .500 record:	16-10	
Against teams with losing record:	40-16	1-0
Has between one-five rush attempts	52-43-1	0-4
Has five-or-more rush attempts	29-10	2-1
Sacked one time-or-less:	46-14-1	2-2
Sacked more than once:	36-40	0-3
September:	17-14-1	
October:	20-12	
November:	22-14	
December:	21-11	
January:	2-3	2-5

Team-by-team

Team	W	L	T	Pct	Team	W	L	Pct
Arizona	1	3	0	.250	Minnesota	2	2	.500
Atlanta	3	2	0	.600	New England	2	1	.667
Baltimore	1	1	0	.500	New Orleans	2	2	.500
Buffalo	0	2	0	.000	N.Y. Giants	14	2	.875
Carolina	2	2	0	.500	N.Y. Jets	2	1	.667
Chicago	2	2	0	.500	Philadelphia	10	5	.667
Cincinnati	1	0	0	1.000	Pittsburgh	2	0	1.000
Cleveland	2	1	0	.667	San Francisco	2	2	.500
Denver	0	3	0	.000	Seattle	1	3	.250
Detroit	5	2	0	.714	Tampa Bay	2	2	.500
Green Bay	1	3	1	.300	Tennessee	1	1	.500
Houston	1	1	0	.500	Washington	12	2	.857
Indianapolis	1	1	0	.500				
Jacksonville	1	1	0	.500	**Postseason**			
Kansas City	2	1	0	.667	Green Bay	0	2	.000
LA Chargers	2	2	0	.500	L.A. Rams	0	1	.000
LA Rams	2	2	0	.500	San Francisco	0	2	.000
Las Vegas	2	1	0	.667	Seattle	1	0	1.000
Miami	1	1	0	.500	Tampa Bay	1	0	1.000

★ QB WINS ★

Now in his 10th season as the Dallas Cowboys quarterback, Dak Prescott has proven to be a winner, as his 82 regular season victories rank third in team history and fourth among NFL quarterbacks since 2016:

Wins by Starting NFL QB - 2016-25

Player	W	L	T	Win%
Patrick Mahomes, KC	95	31	0	.754
Jared Goff, LAR/Det	90	58	1	.607
Josh Allen, Buf	87	39	0	.690
Dak Prescott, Dal	***82***	***54***	***1***	***.602***
Aaron Rodgers, GB/NYJ/Pit	82	53	1	.607
Lamar Jackson, Bal	80	35	0	.696

Since 2016, Prescott is tied with Patrick Mahomes for the most wins against one's own division, going 36-9 in games he has started against the NFC East:

Player	Wins	Player	Wins
Patrick Mahomes, KC	36	Aaron Rodgers	31
Dak Prescott, Dal	***36***	Tom Brady	31
Jared Goff, LAR/Det	33		

★ PRESCOTT TDs BY TEAM ★

Dak Prescott has thrown a touchdown pass against all 31 NFL teams in the regular season. He is the 30th quarterback in NFL history to throw at least one touchdown pass against 31-or-more opponents. Below is a team-by-team breakdown of his touchdowns through the air:



Prescott has added 14 passing touchdowns in his postseason career. Below is a team-by-team breakdown of his postseason touchdowns through the air:

★ QB RATINGS AT 100.0 ★

In 2025 Prescott has eight games with a 100.0 passer rating-or-better in 2025. Overall, he has 71 career games with a 100.0 passer rating, the most in team history:

100.0 QB Rating Games - Cowboys History

Player	Games	Player	Games
Dak Prescott	***71***	Roger Staubach	37
Tony Romo	67	Danny White	33
Troy Aikman	44		

Prescott's 71 career games with at least a 100.0 rating from 2016-25 are the second-most 100.0 rating games by a quarterback in his first 10 seasons in NFL history:

100.0 QB Rating Games - First 10 Seasons

Player	Games	Seasons
Russell Wilson	83	2007-15
Dak Prescott	***71***	***2016-25***
Jared Goff	69	2016-25
Matt Ryan	67	2008-17

★ PLAY ACTION MAESTRO ★

In his 10th season, Dak Prescott has been among the league's best in play action passing. So far in 2025, Prescott has completed 78.8% of his attempts with 13 touchdowns, zero interceptions and a 133.6 passer rating on play action passes, the second-highest passer rating on play action in the NFL:

Passer Rating on Play Action - NFL 2025
Qualified Passers

QB, Team	Comp	Att	Comp%	Yds	TD	Rtng
Lamar Jackson, Bal	57	75	76.0%	834	9	148.8
Dak Prescott, Dal	***119***	***151***	***78.8%***	***1,385***	***13***	***133.6***
Matthew Stafford, LAR	133	191	69.6%	1,666	18	127.9
Drake Maye, NE	113	138	72.6%	1,077	8	125.9

Prescott also leads the NFL in completion percentage (78.8%), and ranks second in passing touchdowns (13) on play action passes this season.

★ PRESSURE IS PRIVILEGE ★

In 2025 Prescott has completed 125-of-177 passes when blitzed, which is anytime the opponent sends five-or-more pass rushers. Prescott's 70.6% completion rate against the blitz ranks second in the NFL, per *PFF:*

Completion Percentage When Blitzed- NFL 2025
Qualified Passers

Player	Comp	Att	Comp%	Yds
C.J. Stroud, Hou	88	123	71.5%	965
Dak Prescott, Dal	***125***	***177***	***70.6%***	***1,525***
Spencer Rattler, NO	54	79	68.4%	579
Jacoby Brissett, Ari	69	101	68.3%	838
Justin Herbert, LAC	120	181	66.3%	1,384

Prescott leads the NFL in passing yards (1,525), completions (125) and ranks third in yards-per-attempt (8.6) against the blitz.

★ DOWN FIELD DAK ★

Dak Prescott has pushed the ball down the field in 2025, as he ranks second in the NFL in completions (31) and tied for third in attempts (67) on throws that travel 20-plus air yards:

20+ Air Yard Attempts

Player	Att
Bo Nix, Den	72
Matthew Stafford, LAR	71
Dak Prescott, Dal	***67***
Caleb Williams, Chi	67
Trevor Lawrence, Jax	65

20+ Air Yard Completions

Player	Comp
Matthew Stafford, LAR	35
Dak Prescott, Dal	***31***
Drake Maye, NE	31
Sam Darnold, Sea	30
J. Love/B. Nix	28

Prescott's 36 big play completions (25-plus yards) are the third-most in the NFL, trailing Stafford (38) and Jared Goff (37).

★ DAK GONE STREAKIN' ★

Dak Prescott has showcased his efficiency in 2025, ranking fifth in the NFL with a 68.5 completion percentage. Additionally, Prescott has completed at least 60% of his passes in all 15 games in 2025, the longest active streak in the NFL.

Prescott's 15-game streak is also the second longest such streak to begin a season in Cowboys history:

Streak with 60% Comp. Percentage to Begin a Season
Cowboys History

Player	Streak	Player	Streak
Dak Prescott, 2025	***15***	Tony Romo, 2013	6
Tony Romo, 2014	15	Tony Romo, 2010	6
Dak Prescott, 2021	6		

★ GAME-WINNING DRIVES ★

Since taking over as the Dallas Cowboys starting quarterback in 2016, Dak Prescott has engineered his share of fourth quarter wins for the club. Included in his 82 regular season wins as a starter are 26 occasions in which he led the team to victory with a game-winning drive. Prescott's 26 wins are the second-most by a Dallas signal caller:

Game-Winning Drives - Cowboys

Quarterback	Wins	Quarterback	Wins
Tony Romo	29	Troy Aikman	20
Dak Prescott	***26***	Danny White	14
Roger Staubach	21		

Below is a look at each of Prescott's 26 games in which the game was tied or the team trailed in the fourth quarter to pull out the win and his fourth quarter/overtime stats:

Date	Opp	Score	Time Left	Att	Com	Yds	TD	Int	Final Score
9/18/16	@Was	20-23	10:35	6	5	56	0	0	27-23
10/30/16	*PHI**	*23-23*	*10:00*	*5*	*5*	*66*	*1*	*0*	*29-23*
11/13/16	@Pit	29-30	0:42	4	3	28	0	0	35-30
12/1/16	@Min	7-9	14:11	4	2	26	1	0	17-15
12/18/16	TB	20-20	9:35	2	2	10	0	0	26-20
9/25/17	@Ari	14-14	14:45	2	2	41	1	0	28-17
12/10/17	@NYG	10-10	9:29	3	3	77	1	0	30-10
12/1717	@Oak	17-17	6:30	6	5	82	0	0	20-17
12/31/17	@Phi	0-0	15:00	6	3	54	1	0	6-0
9/30/18	DET	23-24	2:17	11	7	99	0	0	26-24
11/11/18	@Phi	20-20	7:27	4	3	74	0	0	27-20
11/18/18	@Atl	19-19	1:52	6	4	45	0	0	22-19
12/9/18	*PHI**	*23-23*	*10:00*	*5*	*5*	*58*	*1*	*0*	*29-23*
12/30/18	@NYG	28-32	3:21	9	4	75	1	0	36-35
9/20/20	Atl	24-36	1:49	2	1	24	0	0	40-39
9/19/21	@LAC	17-17	3:49	5	5	45	0	0	20-17
10/17/21	*@NE**	*29-29*	*7:53*	*5*	*5*	*71*	*1*	*0*	*35-29*
12/11/22	Hou	20-23	3:20	7	6	79	0	0	27-23
12/24/22	Phi	34-34	4:19	5	3	31	0	0	40-34
10/16/23	@LAC	17-17	7:11	6	3	34	0	0	20-17
11/30/23	Sea	30-35	7:04	5	4	35	1	0	41-35
12/30/23	Det	10-13	12:18	5	5	54	1	0	20-19
10/6/24	@Pit	13-17	4:56	7	5	48	1	0	20-17
9/14/25	***NYG****	***37-37***	***2:00***	***1***	***1***	***27***	***0***	***0***	***40-37***
11/23/25	**PHI**	**21-21**	**1:35**	**3**	**3**	**51**	**0**	**0**	**24-21**
11/27/25	**KC**	**20-21**	**14:51**	**6**	**4**	**55**	**1**	**0**	**31-28**

**italics indicate overtime and are reflected in the stats totals*

Amongst all NFL quarterbacks, Prescott is tied for the fourth-most game-winning drives since he was drafted in 2016:

Game-Winning Drives - NFL (2016-25)

Player	Drives	Player	Drives
Derek Carr	30	Russell Wilson	26
Matthew Stafford	30	Josh Allen	25
Kirk Cousins	28	Patrick Mahomes	24
Dak Prescott	***26***	Aaron Rodgers	23

**Game Winning Drive = Fourth quarter drive that puts team ahead for the final time*
**4th Quarter Comeback = Offense overcomes a deficit to win the game*

1,360

Dak Prescott has been lights out against man coverage in 2025, as his 1,360 passing yards against man lead the NFL. Justin Herbert is in second with 1,110 yards against man coverage.

CeeDee LAMB NOTES

★ NO SILENCING THIS LAMB ★

Since the start of the 2022 season, Lamb's first as the Cowboys No. 1 receiver, he is third in the NFL in receptions (412) and second in receiving yards (5,329):

Receiving Yards Leaders - NFL 2022-25

Player	RecYds	Player	RecYds
Justin Jefferson, Min	5,333	Amon-Ra St. Brown	5,133
CeeDee Lamb, Dal	***5,329***	A.J. Brown, Phi	4,966
Ja'Marr Chase, Cin	5,226	Tyreek Hill, Mia	4,733

In his sixth NFL season, Lamb has 565 receptions, the second-most catches in a player's first six seasons in NFL history:

Most Receptions in First Six Seasons - NFL History

Player, Team	Seasons	Rec
Justin Jefferson, Min	2020-25	567
CeeDee Lamb, Dal	***2020-25***	***565***
Jarvis Landry, Mia/Cle	2014-19	564
DeAndre Hopkins, Hou	2013-18	528
Antonio Brown, Pit	2010-15	526
Michael Thomas, NO	2016-22	526
Randy Moss, Min	1998-2003	525

Lamb's 7,366 career receiving yards are eighth-most in a player's first six seasons in NFL history.

★ MILESTONE MOMENT ★

Last week against the Los Angeles Chargers, CeeDee Lamb surpassed 1,000 receiving yards for the fifth consecutive season, joining Michael Irvin as the only players in Cowboys history with five consecutive 1,000-yard seasons:

Most Consecutive Seasons with 1,000 Receiving Yards Cowboys History

Player	Consec. Seasons
CeeDee Lamb	***5 (2021-25)***
Michael Irvin	5 (1991-96)
Dez Bryant	3 (2012-14)
Terrell Owens	3 (2006-08)

Lamb has reached the 1,000-yard mark in five of his first six seasons in the NFL, the only player in franchise history to do so.

85.6 Despite missing three games and leaving two early due to injury, CeeDee Lamb is averaging 85.6 receiving yards-per-game, fifth in the NFL among qualified players.

★ ON THE LAMB ★

CeeDee Lamb has recorded over 100 receiving yards in six games this season, tied for third in the NFL:

100-Yard Receiving Games - NFL 2025

Player	100-Yd Gms	Player	100-Yd Gms
Jaxon Smith-Njigba, Sea.	9	***George Pickens, Dal***	***5***
Ja'Marr Chase, Cin	7	A.J. Brown, Phi	5
CeeDee Lamb, Dal	***6***	Drake London, Atl	5
Puka Nacua, LAR	6		

Since becoming Dallas' primary receiver in 2022, Lamb has 22 100-yard receiving games. That is tied with Justin Jefferson and A.J. Brown for the most 100-yard games over the last four seasons:

100-Yard Receiving Games - NFL 2022-25

Player	100-Yd Gms	Player	100-Yd Gms
CeeDee Lamb	***22***	Amon-Ra St. Brown	21
Justin Jefferson	22	Ja'Marr Chase	21
A.J. Brown	22	Tyreek Hill	19

He now has 27 career 100-yard receiving games, second in Cowboys history:

100-Yard Receiving Games - Cowboys History

Player	100-Yd Gms	Player	100-Yd Gms
Michael Irvin	47	Jason Witten	21
CeeDee Lamb	***27***	Drew Pearson	19
Tony Hill	26	Dez Bryant	18
Bob Hayes	22		

Below are all 27 of Lamb's 100-yard performances:

CeeDee Lamb Career 100-Yard Rec Games

Opp, Date	Rec Yds	Opp, Date	Rec Yds
vs. Det, 12/30/23	227	at Car, 12/15/24	116
at Phi, 11/5/23	191	vs. Sea, 11/30/23	116
vs. LAR, 10/29/23	158	***vs. KC, 11/27/25***	***112***
vs. NYG, 11/12/23	151	***vs. NYG, 9/14/25***	***112***
at GB, 11/13/22	150	at Min, 10/31/21	112
at NE, 10/17/21	149	***vs. Min, 12/14/25***	***111***
at SF, 10/27/24	146	***vs. Was, 10/19/25***	***110***
vs. NYJ, 9/17/23	143	***at Phi, 9/4/25***	***110***
at Jax, 12/18/22	126	vs. Atl, 9/20/20	106
vs. NYG, 10/11/20	124	vs. NYG, 11/24/22	106
at Det, 12/4/25	***121***	vs. TB, 12/22/24	105
vs. Phi, 12/24/22	120	at TB, 9/9/21	104
at Mia, 12/24/23	118	at Ten, 12/29/22	100
at LAC, 10/16/23	117		

★ LAMB CHOP ★

CeeDee Lamb has 7,756 career scrimmage yards, the sixth-most scrimmage yards by an NFL wide receiver in his first six seasons:

Most Scrimmage Yards in First Seven Seasons
NFL Wide Receivers

Player	Yds	Player	Yds
Randy Moss	8,534	***CeeDee Lamb***	***7,756***
Justin Jefferson	8,299	Julio Jones	7,704
Torry Holt	8,211	DeAndre Hopkins	7,430
Jerry Rice	8,155	Tyreek Hill	7,349
Calvin Johnson	8,003	Mike Evans	7,260

Lamb has surpassed 100 scrimmage yards in six contests in 2025. In his career, Lamb has 32 games with 100-plus scrimmage yards, tied for the fifth-most in franchise history:

Games with 100-Plus Scrimmage Yards - Cowboys History

Player	Games	Player	Games
Emmitt Smith	100	Michael Irvin	47
Tony Dorsett	72	***CeeDee Lamb***	***32***
Ezekiel Elliott	48	Calvin Hill	32

Lamb reached 1,000 scrimmage yards in 2025 last week against the Los Angeles Chargers. He is the third receiver in NFL history with 1,000 scrimmage yards in each of his first six seasons, joining Mike Evans and Randy Moss.

★ MARIO BROS ★

CeeDee Lamb is no stranger when it comes to big plays. He is tied for eighth in the NFL with 15 receptions of 20-plus yards. Since 2022, Lamb has reeled in 84 receptions of 20-plus yards, second in the NFL over that span.

Now joined with running mate George Pickens, the Cowboys dynamic duo both rank in the top-three in big play receptions since the 2022 season:

20-Plus Yard Reception Leaders - NFL 2022-25

Player	20-Yd Rec	Player	20-Yd Rec
Justin Jefferson, Min	94	Tyreek Hill, Mia	71
CeeDee Lamb, Dal	***84***	Amon-Ra St. Brown, Det	69
George Pickens, Dal	***77***	Davante Adams, LAR	67
A.J. Brown, Phi	74	DK Metcalf, Pit	65

★ CEE YOU LATER ★

Dak Prescott has found CeeDee Lamb for big gains in 2025. Lamb is tied with his teammate, George Pickens, for third in the NFL this season with 13 receptions of 25-plus yards, trailing only Jaxon Smith-Njigba and Puka Nacua:

Most 25-Plus Yard Receptions - NFL 2025

Player	25+Rec	Player	25+Rec
Jaxon Smith-Njigba, Sea	19	***George Pickens, Dal***	***13***
Puka Nacua, LAR	16	Jameson Williams, Det	13
CeeDee Lamb, Dal	***13***		

Additionally, since 2023 Lamb has six receptions of 50-plus yards, tied for the sixth-most in the NFL over that span.

★ PICK YOUR POISON ★

The Dallas Cowboys traded for George Pickens in the weeks following the 2025 NFL Draft, adding a prolific wideout to an explosive offense that features All-Pro wide receiver CeeDee Lamb.

Since 2022, Lamb and Pickens have combined for 9,512 receiving yards, the most among NFL wide receiver duos over the past four seasons:

Combined Rec. Yards by WR Duos - NFL 2022-25

Players	Team	Total Rec Yds
CeeDee Lamb/George Pickens	***Dal***	***9,512***
A.J. Brown/DeVonta Smith	Phi	9,033
Tyreek Hill/Jaylen Waddle	Mia	8,772

★ HANDS OFF ★

CeeDee Lamb impacts the Cowboys offense beyond his ability to make game-changing catches. Lamb uses his route running and physicality to draw key pass interference calls to help extend Dallas drives.

Lamb leads the league with 10 defensive pass interference penalties drawn in 2025, and George Pickens is tied for fourth:

Defensive Pass Interference Penalties Drawn - NFL 2025

Player	DPI	Player	DPI
CeeDee Lamb, Dal	***10***	***George Pickens, Dal***	***5***
Ja'Marr Chase, Cin	7	Jerry Jeudy, Cle	5
Jaxon Smith-Njigba, Sea	6		

As a team, Dallas has drawn a league-high 17 defensive pass interferences in 2025:

Defensive Pass Interference Penalties Drawn - NFL Team

Team	DPI	Team	DPI
Dallas	***17***	N.Y. Giants	13
Cincinnati	14	Indianapolis/Jacksonville	11

★ 10-PIECE ★

CeeDee Lamb reeled in at least 10 receptions seven times in 2023, the most in the NFL and a single-season franchise record. In his career, Lamb has 12 games with 10-plus catches, the most in franchise history:

Games with 10-Plus Receptions - Cowboys History

Player	Games	Player	Games
CeeDee Lamb	***12***	Amari Cooper	6
Jason Witten	11	Miles Austin	5
Michael Irvin	7	Dez Bryant	4

Lamb did not record 10 receptions in a game until 2022. Since 2022, Lamb's 12 games with 10-plus catches ranks second during that span.

Games with 10-Plus Receptions - NFL 2022-25

Player	Games	Player	Games
Ja'Marr Chase, Cin	15	Amon-Ra St. Brown, Det	9
CeeDee Lamb, Dal	***12***	Puka Nacua, LAR	9
Justin Jefferson, Min	10		

Lamb's 12 career contests with 10-or-more catches, tied for the third-most 10-catch games in an NFL player's first six seasons:

Games with Double-Digit Catches in First Six Seasons
NFL History

Player	Games	Player	Games
Michael Thomas, NO	18	Brandon Marshall, Den	12
Ja'Marr Chase, Cin	16	Anquan Boldin, Ari	12
CeeDee Lamb, Dal	***12***	Julio Jones, Atl	12

Below are Lamb's 12 career games with 10-plus receptions:

CeeDee Lamb Games with 10-Plus Receptions

Opp/Date	Rec.	Yds
Det, 12/30/23	13	227
@SF, 10/27/24	13	146
@Was, 1/7/24	13	98
LAR, 10/29/23	12	158
Sea, 11/30/23	12	116
@Phi, 11/5/23	11	191
NYG, 11/12/23	11	151
NYJ, 9/17/23	11	143
@GB, 11/13/22	11	150
@Ten, 12/29/22	11	100
Phi, 12/24/22	10	120
@Was, 11/24/24	10	67

441

CeeDee Lamb has been dominant against man coverage in 2025. Lamb's 441 yards against man rank third in the NFL, trailing George Pickens (543) and Puka Nacua (475). Lamb's 26 receptions against man coverage are tied for fifth.

GEORGE PICKENS NOTES

2025 SEASON STATS (NFL Rank)

1,342 Receiving Yards (3rd)

11 25-Plus Yard Receptions (T-3rd)

69 First Down Receptions (3rd)

9 Receiving Touchdowns (7th)

★ PICKENS THEM APART ★

In addition to ranking seventh in the NFL with nine receiving touchdowns, George Pickens also ranks third in the league with 1,342 receiving yards:

Receiving Yards - NFL 2025

Player	RecYds	Player	RecYds
Jaxon Smith-Njigba, Sea	1,637	Ja'Marr Chase, Cin	1,256
Puka Nacua, LAR	1,592	Amon-Ra St. Brown	1,194
George Pickens, Dal	***1,342***	Trey McBride, Ari	1,098

Pickens has tallied 130 receiving yards and a touchdown reception in five games in 2025, the most such games in a season in Cowboys history.

Most Games in a Season With 130+ Rec Yds and TD Cowboys History

Player, Team	Gms	Player, Team	Gms
George Pickens, 2025	***5***	Dez Bryant, 2012	3
Miles Austin, 2009	4	Terrell Owens, 2007	3
CeeDee Lamb, 2023	3	Michael Irvin, 1991	3
Dez Bryant, 2013	3		

★ A STAR IS BORN ★

George Pickens has made quite an impression in his first season with the Dallas Cowboys. In addition to ranking third in the NFL with 1,342 receiving yards, he also has the most receiving yards by a Cowboy in his first full season with the franchise:

Most Receiving Yards in First Full Season With Cowboys

Player	RecYds	Player	RecYds
George Pickens, 2025	***1,342***	Raghib Ismail, 1999	1,097
Amari Cooper, 2019	1,189	Bob Hayes, 1965	1,003
Terrell Owens, 2006	1,180	Lance Rentzel, 1997	996

★ MAN UP ★

George Pickens and CeeDee Lamb have been dominant against man coverage in 2025. Per Next Gen Stats, Pickens and Lamb have two of the three highest receiving yardage totals against man coverage this season:

Receiving Yards vs. Man Coverage - NextGen 2025

Player	Rec Yds	Rec
George Pickens, Dal	***543***	***32***
Puka Nacua, LAR	475	34
CeeDee Lamb, Dal	***441***	***26***
Zay Flowers, Bal	384	26
Jaxon Smith-Njigba, Sea	372	21

Pickens' 32 receptions against man coverage rank second in the NFL behind Nacua, while Lamb's 26 catches are tied for fifth.

★ BIG PLAY PICKENS ★

Now in his fourth NFL season, George Pickens has established himself as a premier deep-threat receiver. Since he was drafted by Pittsburgh in 2022, Pickens leads the NFL with 16.0 yards-per-reception (min. 150 receptions):

Highest Yards-Per-Catch - NFL 2022-25
min. 150 receptions

Player, Team	Rec	Rec Yds	Rec Avg.
George Pickens, Dal	***262***	***4,183***	***16.0***
Brandon Aiyuk, SF	178	2,731	15.3
Darius Slayton, NYG	166	2,535	15.3
Amari Cooper, Cle/Buf	194	2,957	15.2
Nico Collins, Hou	253	3,844	15.2

Pickens has added 27 receptions of 25-plus yards since 2024, tied with Jaxon Smith-Njigba for the most big play receptions over the last two seasons:

Most 25-Plus Yard Receptions - NFL 2024-25

Player	Rec	Player	Rec
George Pickens, Dal	***27***	Ja'Marr Chase, Cin	25
Jaxon Smith-Njigba, Sea	27	Justin Jefferson, Min	24
CeeDee Lamb, Dal	***25***	Jameson Williams, Det	24

★ CONTESTED CATCHES ★

George Pickens has been contested on 38 of his targets in 2025, tops in the NFL. Of those 38 contested targets, Pickens has is tied for second with 22 contested catches, per *PFF*:

Contested Catches via PFF - NFL 2025

Player, Team	CTC	Player, Team	CTC
Puka Nacua, LAR	25	Courtland Sutton, Den	17
Michael Wilson, Ari	22	Nico Collins, Hou	17
George Pickens, Dal	***22***		

★ SLANT SURGEON ★

According to *Pro Football Focus*, George Pickens leads the NFL in receptions (22) and receiving yards (323) on slant routes in 2025:

Receiving Yards on Slants via PFF - NFL 2025

Player, Team	RecYds	Player, Team	RecYds
George Pickens, Dal	***323***	Amon-Ra St. Brown	154
Jaxon Smith-Njigba, Sea	177	Nico Collins, Hou	152
A.J. Brown, Phi	163	Brock Bowers, LV	144

JAVONTE WILLIAMS/TEAM RUSHING NOTES

2025 SEASON STATS (NFL RB Rank)

10 Rush Touchdowns (T-7th)

1,147 Rushing Yards (6th)

897 Yards After Contact (4th)

★ JAVONTE WILLIAMS ★

Javonte Williams was Dallas' first free agent signing in 2025 and spent the first four years of his career with the Denver Broncos.

In 2025 Williams ranks among the league's top running backs in multiple rushing categories:

Stats	Total	Rank
Rushing First Downs	63	4th
Rushing Yards	1,147	6th
Rushing Yards After Contact	923	6th
Rushing Touchdowns	10	t-7th
Rushing Attempts	239	7th
Rushes of 10-Plus Yards	26	t-8th
Total Touchdowns	12	t-8th

★ HITTING THE MARK ★

In Week 14 at Detroit, Javonte Williams surpassed 1,000 rushing yards for the first time in his career. Williams was the fourth player in franchise history with 1,000 rushing yards in his first season with the team:

Cowboys with 1,000 Rush Yards in First Season with Team

Player	Season	Rushes	Rush Yds
Tony Dorsett	1977	208	1,007
Darren McFadden	2015	239	1,089
Ezekiel Elliott	2016	322	1,631
Javonte Williams	***2025***	***239***	***1,147***

Williams ranks sixth in the NFL with 1,147 rushing yards. That is the most rushing yards by a Cowboys running back since Ezekiel Elliott (1,357) in 2019.

★ ESCAPE ARTIST ★

In 2025 Javonte Williams has shown the ability to make people miss, as he has forced 52 missed tackles on rushes, sixth in the NFL per *Pro Football Focus*:

Missed Tackles Forced on Rushes - PFF 2025

Player, Team	MTF	Player, Team	MTF
Bijan Robinson, Atl	72	***Javonte Williams, Dal***	***52***
Jonathan Taylor, Ind	58	Kenneth Walker, Sea	49
James Cook, Buf	58	Josh Jacobs, GB	47
Jahmyr Gibbs, Det	54	Saquon Barkley, Phi	47
Ashton Jeanty, LV	54	De'Von Achane, Mia	43

80 Javonte Williams has rushed for at least 80 yards in eight games in 2025, tied for the second-most such games in the NFL. Only James Cook (11) has more games with at least 80 rushing yards.

★ YARDS AFTER CONTACT ★

Javonte Williams has displayed his physical and violent running style early in 2025, as Williams ranks sixth in the NFL with 923 rushing yards after contact, per NextGenStats:

Rushing Yards After Contact - NFL 2025, NextGenStats

Player	YACo	Player	YACo
Jonathan Taylor, Ind	1,095	Derrick Henry, Bal	955
James Cook, Buf	1,034	***Javonte Williams, Dal***	***923***
Bijan Robinson, Atl	1,001	Kyren Williams, LAR	833
De'Von Achane, Mia	986	Christian McCaffrey, SF	767

Dallas' running backs have punished opposing defenses. The Cowboys are averaging 3.37 yards after contact-per-carry, good for eighth in the NFL in 2025:

Team Rushing Yards After Contact Per Carry - NFL 2025

Team	YACo/Att	Team	YACo/Att
Miami	3.86	LA Rams	3.43
Atlanta	3.59	Pittsburgh	3.38
Baltimore	3.53	***Dallas***	***3.37***
Indianapolis	3.51	Washington	3.34
Cleveland	3.43	Buffalo	3.33

★ COMPLETE BACK ★

Javonte Williams plays an integral part in protecting the quarterback in Dallas' passing attack. In 2025 Williams leads all NFL running backs by a wide margin with 122 pass block snaps, per *PFF*. He also has a pass block efficiency of 96.4%, the highest of his career:

Javonte Williams Career Pass Block Efficiency

Year	Pass Blk Snps	Eff%	Year	Pass Blk Snps	Eff%
2025	***122 (1st)***	***96.4%***	2022	16 (88th)	90.9%
2024	104 (3rd)	95.7%	2021	49 (t24th)	91.1%
2023	48 (37th)	94.2%			

Williams' 96.4% pass block efficiency is third among running backs in 2025 with at least 60 pass block snaps.

★ FIRST DOWN JAVONTE ★

Javonte Williams has picked up a first down on 63 rushes in 2025, fourth in the NFL:

Rushing 1st Downs - NFL 2025

Player	1stD	Player	1stD
Jonathan Taylor, Ind	73	Derrick Henry, Bal	60
Kyren Williams, LAR	67	Christian McCaffrey, SF	57
James Cook, Buf	64	Bijan Robinson, Atl	57
Javonte Williams, Dal	***63***	D'Andre Swift, Chi	56

Williams' 63 rushing first downs are a career-high and the most by a Cowboys running back since Ezekiel Elliott in 2019.

JAKE FERGUSON/TEAM OFFENSE NOTES

★ FERGALICIOUS ★

In his fourth season, Jake Ferguson has quickly become one of Dak Prescott's reliable targets. As a result, Ferguson signed a four-year extension with the Cowboys during training camp, keeping him in Dallas through the 2029 season.

In 2025 Ferguson is tied for second among tight ends with 80 receptions, trailing only Trey McBride:

Tight Ends Receptions Leaders - NFL 2025

Player, Team	Rec	Player	Rec
Trey McBride, Ari	109	Dalton Schultz, Hou	75
Jake Ferguson, Dal	***80***	Harold Fannin, Cle	70
Kyle Pitts, Atl	80	Juwan Johnson, NO	70

Ferguson's 80 receptions are the most by a tight end in a season since Dak Prescott took over as the Cowboys starting quarterback in 2016:

Most Receptions by a Cowboys Tight End in a Season Since 2016

Player, Season	Rec	Player	Rec
Jake Ferguson, 2025	***80***	Jake Ferguson, 2023	71
Dalton Schultz, 2021	78	Jason Witten, 2016	69

Ferguson had his 23rd career game with at least five receptions in Dallas' game at Detroit, the third-most such games by a Cowboys tight end in franchise history:

Most Games with 5-Plus Receptions - Cowboys TEs

Player	Gms	Player	Gms
Jason Witten	130	Dalton Schultz	20
Jay Novacek	31	Doug Cosbie	18
Jake Ferguson	***23***	Billy Joe Dupree	13

★ JAKE OF ALL TRADES ★

After a 2024 season that saw Ferguson not reach the end zone once, he has rebounded in 2025 and his seven receiving touchdowns rank third among NFL tight ends. Ferguson's seven touchdowns are also tied for the fifth-most touchdown catches in a season by a tight end in Cowboys history:

Most Receiving TDs in a Season - Cowboys Tight Ends

Player	Rec TD	Player	Rec TD
Billy Joe Dupree, 1978	9	***Jake Ferguson, 2025***	***7***
Jason Witten, 2010	9	Billy Joe Dupree, 1980	7
Jason Witten, 2013	8	David LaFleur, 1999	7
Dalton Schultz, 2021	8	Jason Witten, 2007	7

Last week against the LA Chargers, Ferguson surpassed 2,000 career receiving yards, joining Jason Witten as the only two tight ends in franchise history to reach that mark in the first four seasons of a career.

★ NO 3 & OUTS ★

The Cowboys offense has been efficient early in 2025, ranking second in the NFL in yards-per-game (393.1). Dallas also holds the lowest three-and-out percentage (14.0%) in the league:

3 & Out Percentage - NFL 2025

Team	Series	3&O Drives	3&O Pct.
Dallas	***157***	***22***	***14.0%***
Atlanta	161	24	14.9%
San Francisco	142	22	15.5%
LA Rams	160	25	15.6%
Carolina	145	23	15.9%
Indianapolis	141	23	16.3%

4.56 After ranking 30th in yards-per-carry (3.97) in 2024, the Cowboys have been efficient running the football in 2025. Dallas is averaging 4.56 yards-per-carry, good for 10th in the NFL. The last time Dallas finished a season in the top-10 in rushing average was 2021.

★ CARDIAC COWBOYS ★

Dallas scored multiple times with under two minutes to go in the first half against both Green Bay and the N.Y. Jets. The Cowboys have scored 80 points in the last two minutes of both halves this season, most in the NFL:

Points Scored in Last Two Minutes of a Half - 2025

Team	Games	Points
Dallas	***15***	***80***
LA Chargers	15	74
New England	15	72
Tampa Bay	15	72
Atlanta	15	69
Detroit	15	69

★ SHOTS, EXPLOSIVES ★

Dallas has pushed the ball down the field at a high rate in 2025, tallying 60 plays of 20-plus yards. The Cowboys offense is seventh in big-play production this season after ranking 26th in plays of 20-plus yards in 2024:

Big-Play Production - NFL 2025

Team	20+ Runs	20+ Pass	20+ Plays
Detroit	14	59	73
LA Rams	8	64	72
New England	12	59	71
Seattle	14	55	69
Buffalo	15	53	68
Chicago	10	52	62
Dallas	***10***	***50***	***60***
Baltimore	20	39	59

★ THIRD DOWN DARLINGS ★

Dallas has been efficient on third down in 2025 after a 2024 season that saw it rank 23rd in third down offense.

In 2025 the Cowboys are eighth in the NFL with a 42.0% third down conversion rate:

Third Down Conversion Percentage - NFL 2025

Team	3DConv	3DAtt	3DPct
Green Bay	94	187	50.3%
San Francisco	90	183	49.2%
LA Chargers	102	216	47.2%
Buffalo	82	182	45.1%
Arizona	86	200	43.0%
Chicago	87	204	42.6%
New England	76	179	42.5%
Dallas	***76***	***181***	***42.0%***

Below is a breakdown of Dallas' third down conversions by distance in 2025:

Cowboys Third Down Offense in 2025

3rd & Short (<4 Yds)	3rd & Med (4-6 Yds)	3rd & Long (>6 Yds)	3rd & 10+
35-51 (68.6%)	22-49 (44.9%)	19-81 (23.5%)	5-45 (11.1%)
Rank: 1st	Rank: 14th	Rank: 20th	Rank: t-28th

63 The Cowboys are tied with the LA Rams for the fewest negative plays in the NFL this year at 63. Dallas' 28 rush plays that have resulted in negative yardage are the second-fewest in the league, behind Cincinnati.

400 Dallas recorded at least 400 yards in four consecutive games (vs. Phi, 11/23 - vs. Min, 12/14), the longest such streak in the NFL this season.

DEFENSIVE NOTES

★ IRON MEN IN THE TRENCHES ★

On the final day of the 2025 trade deadline, Dallas traded for three-time Pro Bowl defensive lineman Quinnen Williams, who is known across the league for his elite run defense.

According to *Pro Football Focus*, Williams has generated a run stop on 27-of-203 snaps against the run, a 13.7% run stop percentage that is second among NFL defensive linemen that have played at least 100 snaps against the run:

Run Stuff Percentage - NFL DL 2025, *PFF*
min. 100 run defense snaps

Player, Team	RDef Snaps	Stops	Stop%
Tommy Togiai, Hou	176	25	14.4%
Quinnen Williams, Dal	***203***	***27***	***13.7%***
Poona Ford, LAR	198	24	12.7%
Jordan Davis, Phi	268	32	12.0%

Williams' 27 run stops are tied for fourth in the NFL, trailing Maxx Crosby (33), Jordan Davis (32) and Jalen Redmond (28).

★ BULLDOZER IN BLUE ★

Along with his elite run defense, Quinnen Williams has also been one of the best interior pass rushers in the NFL since he was drafted 19th overall in 2019. Since 2019, Williams ranks fifth among NFL defensive tackles with 41.5 sacks:

Sack Leaders - NFL DTs, 2019-25

Player	Sacks	Player	Sacks
Chris Jones	60.5	***Quinnen Williams***	***41.5***
Aaron Donald	51.5	Jeffrey Simmons	40.5
DeForest Buckner	50.5	Javon Hargrave	38.5
Cameron Heyward	47.0	Jonathan Allen	35.5

In his Cowboys debut, Williams recorded 1.5 sacks. Not including players in the 1987 player's strike, Williams is the fourth Cowboy since 1982 with at least 1.5 sacks in his Dallas debut:

Most Sacks in Cowboys Debut - Since 1982

Player	Opp, Date	Sacks
Quinnen Williams	***at LV, 11/17/25***	***1.5***
Eric Kendricks	vs. Cle, 9/8/24	2.0
Greg Hardy	vs. NE, 10/11/15	2.0
La'Roi Glover	at Hou, 9/8/02	1.5

★ PASS RUSH WIN RATE ★

Quinnen Williams ranks third among NFL defensive tackles with a 13.2% pass rush win rate.

A pass rush win occurs when a defender beats his block in less than 2.5 seconds:

Pass Rush Win Rate - NFL DTs per NextGenStats

Rk	Player, Team	Wins	Plays	PRWR
1.	Chris Jones, KC	39	200	19.5%
2.	Jeffrey Simmons, Ten	33	205	16.1%
3.	***Quinnen Williams, Dal***	***24***	***182***	***13.2%***
4.	Calais Campbell, Ari	20	153	13.1%
5.	Kobie Turner, LAR	29	233	12.4%
6.	DeForest Buckner, Ind	20	161	12.4%
7.	Alim McNeil, Det	16	146	11.0%
8.	Braden Fiske, LAR	18	166	10.8%

**statistics not updated until Dec. 23*

7 Rookie defensive end Donovan Ezeiruaku has forced seven throw aways when pressuring opposing quarterbacks in 2025, the most among NFL rookies.

9 Per *PFF*, defensive tackle Osa Odighizuwa has forced nine throw aways when pressuring opposing quarterbacks in 2025, tied for the most in the NFL.

★ RUN STOPPING MACHINES ★

Since trading for Quinnen Williams during the bye, the Dallas defense has allowed 79.0 rushing yards-per-game, the second-fewest in the NFL since Week 11. Williams also leads all NFL defensive tackles in run stop win rate:

Run Stop Win Rate - NFL DTs per NextGenStats
min. 100 run plays

Rk	Player, Team	Wins	Plays	RSWR
1.	***Quinnen Williams, Dal***	***81***	***177***	***45.8%***
2.	Maliek Collins, Cle	69	155	44.5%
3.	Tyler Davis, LAR	67	154	43.5%
4.	Jordan Davis, Phi	91	228	39.9%
5.	Jalen Redmond, Min	65	164	39.6%

**statistics not updated until Dec. 23*

★ INTERIOR IMPACT ★

The interior of the Dallas Cowboys defensive line has affected the quarterback since the trade of Quinnen Williams during the Week 11 bye. Over the last six weeks, Williams leads all NFL interior defensive linemen with 29 pressures. Osa Odighizuwa, who signed a four-year extension with Dallas last offseason, is tied for the sixth-most pressures since Week 11:

PFF Pressures Among DTs - Weeks 11-16, 2025

Player	Prsrs	Player	Prsrs
Quinnen Williams, Dal	***29***	Vita Vea, TB	19
Jeffery Simmons, Ten	28	***Osa Odighizuwa, Dal***	***18***
Chris Jones, KC	22	Kobie Turner, LAR	18
Zach Allen, Den	22		

★ THE ROOKIE ★

The Dallas Cowboys selected Donovan Ezeiruaku with their second round pick in the 2025 NFL Draft. He led FBS with 16.5 sacks at Boston College in 2024, and he is off to a fast start in his rookie campaign with Dallas.

Per TruMedia, Ezeiruaku is tied for fourth among NFL rookies with 22 defensive splash plays in 2025. A splash play includes a sack, tackle for loss, pressure leading to throw away, run and pass stuff, interception, forced fumble, fumble recovery, passes defended and stops on third or fourth down.

Defensive Splash Plays - NFL Rookies 2025

Player	Splash	Player	Splash
Carson Schwesinger, Cle	35	Barrett Carter, Cin	22
Nick Emmanwori, Sea	31	Demetrius Knight Jr, Cin	22
Jacob Parrish, TB	24	Deone Walker, Buf	22
Donovan Ezeiruaku, Dal	***22***		

Ezeiruaku has nine tackles for loss in 2025, second among NFL rookies and the fourth-most by a Cowboys rookie since 1999:

Tackles for Loss - Cowboys Rookies

Player	TFL	Player	TFL
Micah Parsons, 2021	20	Sam Williams, 2022	10
DeMarcus Ware, 2005	15	***Donovan Ezeiruaku, 2025***	***9***

★ HOWDY COWBOY ★

Logan Wilson's nickname is "The Cowboy" after playing his collegiate football at Wyoming. Originally a third round pick out of Wyoming in the 2020 NFL Draft, Wilson has topped 100 tackles in each of the past three seasons, and his 11 career interceptions are tied for the most by any linebacker since he entered the league in 2020:

Interceptions Among NFL LBs - 2020-25

Player	INT	Player	INT
Logan Wilson	***11***	Ernest Jones IV	9
Tremaine Edmunds	11	Devin Lloyd	9
Fred Warner	9		

Wilson is one-of-three players leaguewide with at least 10 interceptions, five sacks and five forced fumbles since 2020, joining Harrison Smith and Marlon Humphrey.

SPECIAL TEAMS NOTES

★ BUTTER AUBREY ★

Brandon Aubrey, who spent his collegiate athletic career as a soccer player at Notre Dame, led the NFL in field goals made (36 - franchise record) in his first NFL season. After Aubrey made a game-winning field goal at the LA Chargers in 2023, Dak Prescott called Aubrey "Butter Aubrey" in reference to his historic start and how his kicking motion was "as smooth as butter."

In 2025 Aubrey has made 32-of-36 field goal attempts. His 32 made field goals are fourth in the NFL this season:

Most Field Goals Made - NFL 2025

Player, Team	FGM	FGA
Jason Myers, Sea	37	42
Cameron Dicker, LAC	36	38
Ka'imi Fairbairn, Hou	36	40
Brandon Aubrey, Dal	***32***	***36***

★ LONG BALL BRANDON ★

Brandon Aubrey has become one of the league's most accurate kickers, especially from deep. Aubrey's 33 makes from long range are the most 50-yard makes in Cowboys history.

Aubrey is 33-of-40 on field goals from 50-plus yards, the third-most accurate in NFL history from that distance (min. 20 attempts):

Field Goal Percentage From 50+ Yards - NFL History
min. 20 attempts

	50+ Yd FG		
Player, Season	FGM	FGA	FG%
Chase McLaughlin, 2019-25	43	50	86.0%
Chris Boswell, 2015-25	51	61	83.6%
Brandon Aubrey, 2023-25	***33***	***40***	***82.5%***

Aubrey has made six career field goals from 60-plus yards, the most in NFL history:

Most 60-Yard Field Goals - NFL History

Player	60+YdFG	Player	60+YdFG
Brandon Aubrey	***6***	Greg Zuerlein	3
Brett Maher	4	Matt Prater	3

In 2025 alone, Aubrey has three field goals from 60-plus yards, becoming the first kicker in NFL history with at least three 60-yard field goals in a season:

Most 60-Yard Field Goals in a Season - NFL History

Player	60+YdFG	Player	60+YdFG
Brandon Aubrey, 2025	***3***	Others tied	1
Brett Maher, 2019	2		

55 At Detroit, Brandon Aubrey became the first kicker in NFL history to hit three field goals of 55-plus yards in a game.

★ ACCURATE AUBREY ★

Brandon Aubrey made his 100th career field goal at Detroit, which qualified his 89.3 career field goal percentage as the third-highest in NFL history, trailing Cameron Dicker (94.1%) and Eddy Pineiro (90.1%):

Highest Field Goal Percentage - NFL History

Player	FGM	FGA	FG%
Cameron Dicker, 2022-25	127	135	94.1%
Eddy Pineiro, 2019-25	136	151	90.1%
Brandon Aubrey, 2023-25	***108***	***121***	***89.3%***
Justin Tucker, 2012-24	417	468	89.1%
Harrison Butker, 2017-25	245	278	88.1%

Aubrey's 108 made field goals are the most in a player's first 49 career games in NFL history:

Most Field Goals Made In First 49 Career Games - NFL History

Player, Seasons	FGM	FGA
Brandon Aubrey, 2023-25	***108***	***121***
Harrison Butker, 2017-20	103	115
Younghoe Koo, 2017-22	100	113
Cameron Dicker, 2022-25	99	105

★ POINT PERSON ★

Along with precision, Brandon Aubrey racks up points thanks to touchdowns from all three phases. Aubrey's 157 kicking points led the league in 2023, set a franchise record and were the most points scored in a player's first season in NFL history. In 2024 Aubrey tied for second in the league with 150 points scored, and he is third in the NFL with 138 points scored in 2025:

Kicking Points - NFL 2025

Player, Team	Pts	Player, Team	Pts
Jason Myers, Sea	155	***Brandon Aubrey, Dal***	***138***
Cameron Dicker, LAC	141	Ka'imi Fairbairn, Hou	132

Aubrey has 445 career kicking points, the second-most in a player's first 49 career games in NFL history:

Points Scored in First 49 Career Games - NFL History

Player	FGM	FGA	FG%	PAT	Pts
Harrison Butker, 2017-19	103	115	89.6%	148	457
Brandon Aubrey, 2023-25	***108***	***121***	***89.3%***	***121***	***445***
Will Lutz, 2016-18	90	104	86.5%	151	421

5 In Week 14 at Detroit, Brandon Aubrey went five-for-five on field goals, his second career game with a perfect field goal percentage on at least five attempts. That is tied with Dan Bailey and Chris Boniol for the most such performances in Cowboys history.

GW Brandon Aubrey has made two walk off game-winning field goals in 2025 (vs. NYG, 9/14 and vs. PHI, 11/23).

ROSTERS AND DEPTH CHART

2025 DALLAS COWBOYS UNOFFICIAL DEPTH CHART

(As of December 22, 2025)

OFFENSE

WR	88 CeeDee Lamb	81 Jonathan Mingo	
LT	73 Tyler Smith	60 Tyler Guyton	71 Nate Thomas
LG	66 T.J. Bass		
C	56 Cooper Beebe	67 Brock Hoffman	
RG	52 Tyler Booker	66 T.J. Bass	
RT	78 Terence Steele	60 Tyler Guyton	75 Hakeem Adeniji
TE	87 Jake Ferguson	86 Luke Schoonmaker	89 Brevyn Spann-Ford
WR	9 KaVontae Turpin	1 Jalen Tolbert	
WR	3 George Pickens	19 Ryan Flournoy	
QB	4 Dak Prescott	10 Joe Milton	
RB	33 Javonte Williams	43 Malik Davis	23 Jaydon Blue
FB	40 Hunter Luepke		

DEFENSE

DE	41 Donovan Ezeiruaku	42 Jadeveon Clowney	54 Sam Williams
DT	95 Kenny Clark	90 Solomon Thomas	
DT	92 Quinnen Williams	99 Perrion Winfrey	
DT	97 Osa Odighizuwa	93 Jay Toia	
DE	13 Dante Fowler	53 James Houston	
LB	59 Kenneth Murray **-or-**	55 Logan Wilson	35 Marist Liufau
LB	0 DeMarvion Overshown	50 Shemar James	
CB	34 Shavon Revel	25 Trikweze Bridges	29 C.J. Goodwin
NCB	27 Reddy Steward		
CB	7 Trevon Diggs	21 Caelen Carson	
S	6 Donovan Wilson	38 Alijah Clark	
S	28 Malik Hooker	14 Markquese Bell	

SPECIALISTS

K	17 Brandon Aubrey		
P	5 Bryan Anger		
LS	44 Trent Sieg		
H	5 Bryan Anger		
KOR	9 KaVontae Turpin	43 Malik Davis	23 Jaydon Blue
PR	9 KaVontae Turpin	1 Jalen Tolbert	

PRONUNCIATION GUIDE

Hakeem Adeniji ..... hah-KEEM uh-DEN-ih-jee
Cooper Beebe ..... BEE-be
Markquese Bell ..... mar-KEESE
Jaydon Blue ..... JAY-din
Trikweze Bridges ..... TRY-kwez
Caelen Carson ..... KAY-lin
Jadeveon Clowney ..... juh-DAY-vee-uhn
Trevon Diggs ..... TRAY-von
Donovan Ezeiruaku ..... ezz-AH-rah-koo
Ryan Flournoy ..... fla-NOY
Shemar James ..... shuh-MAR
Marist Liufau ..... MARE-ist LEE-oo-FOW
Hunter Luepke ..... LIP-key
Osa Odighizuwa ..... OH oh-DIGGY-zoowa
DeMarvion Overshown ..... de-MAR-vee-on over-SHOWN
Shavon Revel ..... suh-VONE REV-uhl
Luke Schoonmaker ..... SKOON-maker
Trent Sieg ..... SIG
Jay Toia ..... TOE-eeyah
KaVontae Turpin ..... kuh-VON-tay
Javonte Williams ..... JUH-von-TAY
Perrion Winfrey ..... PAIR-ee-ahn

COACHING STAFF

HEAD COACH: Brian Schottenheimer
ASSISTANTS: Junior Adams (Wide Receivers), Klayton Adams (Offensive Coordinator), Bryan Bing (Assistant Defensive Line), Dave Borgonzi (Linebackers), Ramon Chinyoung (Assistant Offensive Line/Quality Control), JJ Clark (Defensive Assistant/Quality Control), Andre Curtis (Defensive Pass Game Coordinator/Safeties), Ken Dorsey (Senior Advisor/Offense), Matt Eberflus (Defensive Coordinator), Ryan Feder (Game Management Coordinator), Derrick Foster (Running Backs), Dele Harding (Quarterbacks Fellowship), Harold Nash (Strength and Conditioning Coordinator), David Overstreet II (Secondary/Corners), Carlos Polk (Assistant Special Teams), Conor Riley (Offensive Line), Steve Shimko (Quarterbacks), Tanzel Smart (Defensive Assistant/Quality Control), Cedric Smith (Assistant Strength and Conditioning), Kendall Smith (Assistant Strength and Conditioning), Nick Sorensen (Special Teams Coordinator), Darian Thompson (Secondary/Nickel Backs), Tiquan Underwood (Asst. Wide Receivers/Quality Control), Lunda Wells (Tight Ends), Aaron Whitecotton (Defensive Line).

2025 DALLAS COWBOYS ALPHABETICAL ROSTER

NO.	NAME	POS	HT	WT	DOB	EXP	COLLEGE	HOMETOWN
ACTIVE								
75	Adeniji, Hakeem	T	6-4	315	12/8/1997	6	Kansas	Garland, Texas
5	Anger, Bryan	P	6-3	214	10/6/1988	14	California	Camarillo, Calif.
17	Aubrey, Brandon	K	6-3	218	3/14/1995	3	Notre Dame	St. Louis, Mo.
66	Bass, T.J.	G	6-4	320	3/31/1999	3	Oregon	Deming, Wash.
56	Beebe, Cooper	C	6-3	320	5/19/2001	2	Kansas State	Kansas City, Kansas
14	Bell, Markquese	S	6-2	215	12/31/1999	4	Florida A&M	Bridgeton, N.J.
23	Blue, Jaydon	RB	5-9	198	1/8/2004	R	Texas	Houston, Texas
52	Booker, Tyler	G	6-5	330	4/12/2004	R	Alabama	New Haven, CT
25	Bridges, Trikweze	CB	6-2	200	9/20/2000	R	Florida	Lanett, Ala.
21	Carson, Caelen	CB	6-0	198	3/3/2002	2	Wake Forest	Waldorf, Maryland
38	Clark, Alijah	S	6-1	200	7/11/2003	R	Syracuse	Camden, N.J.
95	Clark, Kenny	DT	6-3	314	10/4/1995	10	UCLA	Rialto, Calif.
42	Clowney, Jadeveon	DE	6-5	255	2/14/1993	12	South Carolina	Rock Hill, S.C.
43	Davis, Malik	RB	5-10	205	11/26/1998	2	Florida	Tampa, Fla.
7	Diggs, Trevon	CB	6-1	204	9/20/1998	6	Alabama	Gaithersburg, Md.
41	Ezeiruaku, Donovan	DE	6-2	255	5/25/2003	R	Boston College	Philadelphia, Pa.
87	Ferguson, Jake	TE	6-5	250	1/18/1999	4	Wisconsin	Madison, Wisc.
19	Flournoy, Ryan	WR	6-1	205	10/27/1999	2	Southeast Missouri State	Hazelcrest, Ill.
13	Fowler, Dante	DE	6-3	255	8/3/1994	11	Florida	St. Petersburg, Fla.
29	Goodwin, C.J.	CB	6-3	195	2/4/1990	10	California (PA)	Wheeling, W.V.
60	Guyton, Tyler	T	6-7	325	6/11/2002	2	Oklahoma	Austin, TX
67	Hoffman, Brock	G/C	6-4	318	7/2/1999	3	Virginia Tech	Statesville, N.C.
28	Hooker, Malik	S	6-1	215	4/2/1996	9	Ohio State	New Castle, Pa.
53	Houston, James	DE	6-1	248	11/16/1998	4	Jackson State	Fort Lauderdale, Fla.
50	James, Shemar	LB	6-1	235	6/24/2004	R	Florida	Mobile, Ala.
88	Lamb, CeeDee	WR	6-2	198	4/8/1999	6	Oklahoma	Richmond, Texas
35	Liufau, Marist	LB	6-2	238	2/9/2001	2	Notre Dame	Kalihi, Hawaii
40	Luepke, Hunter	FB	6-1	250	2/28/2000	3	North Dakota State	Spencer, Wisc.
10	Milton, Joe	QB	6-5	236	3/6/2000	2	Tennessee	Orlando, Fla.
81	Mingo, Jonathan	WR	6-2	225	4/20/2001	3	Mississippi	Brandon, Miss.
59	Murray, Kenneth	LB	6-2	245	11/16/1998	6	Oklahoma	Missouri City, Texas
97	Odighizuwa, Osa	DT	6-2	285	8/13/1998	5	UCLA	Dayton, Ohio
0	Overshown, DeMarvion	LB	6-3	230	8/13/2000	3	Texas	Arp, Texas
3	Pickens, George	WR	6-3	200	3/4/2001	4	Georgia	Hoover, AL
4	Prescott, Dak	QB	6-2	230	7/29/1993	10	Mississippi State	Haughton, La.
34	Revel, Shavon	CB	6-2	198	4/8/2001	R	East Carolina	Winston-Salem, N.C.
86	Schoonmaker, Luke	TE	6-5	250	9/28/1998	3	Michigan	Hamden, Conn,
44	Sieg, Trent	LS	6-3	255	5/19/1995	8	Colorado State	Eaton, Colo.
73	Smith, Tyler	G	6-5	328	4/3/2001	4	Tulsa	Fort Worth, Texas
89	Spann-Ford, Brevyn	TE	6-6	265	12/27/1999	2	Minnesota	St. Cloud, Minn.
78	Steele, Terence	T	6-6	320	6/4/1997	6	Texas Tech	Cibolo, Texas
27	Steward, Reddy	CB	5-11	178	5/4/2001	1	Troy	Decatur, Ala.
71	Thomas, Nate	T	6-5	330	8/22/2001	2	Louisiana	New Orleans, La.
90	Thomas, Solomon	DT	6-3	285	8/26/1995	9	Stanford	Coppell, TX
93	Toia, Jay	DT	6-2	340	7/16/2003	R	UCLA	Inglewood. Calif.
1	Tolbert, Jalen	WR	6-1	195	2/27/1999	4	South Alabama	Mobile, Ala.
9	Turpin, KaVontae	WR	5-7	158	8/2/1996	4	TCU	Monroe, La.
33	Williams, Javonte	RB	5-10	222	4/25/2000	5	North Carolina	Wallace, N.C.
92	Williams, Quinnen	DT	6-3	303	12/20/1997	7	Alabama	Birmingham, AL
54	Williams, Sam	DE	6-4	260	3/31/1999	4	Mississippi	Montgomery, Ala.
6	Wilson, Donovan	S	6-0	215	2/21/1995	7	Texas A&M	Shreveport, La.
55	Wilson, Logan	LB	6-2	245	8/7/1996	6	Wyoming	Casper, Wyo.
99	Winfrey, Perrion	DT	6-4	290	8/15/2000	2	Oklahoma	Maywood, Ill.
PRACTICE SQUAD								
30	Abanikanda, Israel	RB	5-10	217	10/5/2002	2	Pittsburgh	Brooklyn, N.Y.
36	Ballentine, Corey	DB	5-11	196	4/13/1996	7	Washburn	Topeka, Kan.
45	Barron, Justin	LB	6-4	235	10/25/2001	R	Syracuse	Rocky Hill, CT
51	Brown, Earnest	DT	6-5	308	1/8/1999	4	Northwestern	Aubrey, Texas
11	Campbell, Parris	WR	6-0	210	7/16/1997	7	Ohio State	Akron, Ohio
48	Childress, Zion	CB	5-11	203	1/21/2002	R	Kentucky	Houston, Texas
16	Cropper, Jalen	WR	5-11	180	5/3/2001	1	Fresno State	Parlier, Calif.
84	Fairweather, Rivaldo	TE	6-3	249	7/19/2002	R	Auburn	Lauderhill, Fla,.
85	Fant, Princeton	TE	6-2	245	3/11/1999	2	Tennessee	Nashville, Tenn.
15	Grier, Will	QB	6-1	212	4/3/1995	5	West Virginia	Charlotte, N.C.
80	Holden, Traeshon	WR	6-2	208	9/12/2001	R	Oregon	Kissimmee, Fla.
79	Johnson, Marcellus	T	6-4	307	4/1/2000	1	Missouri	Normal, IL
91	Land, Isaiah	DE	6-3	245	2/5/2000	3	Florida A&M	Buffalo, N.Y.
61	Leverett, Nick	OL	6-3	310	1/11/1997	5	NC Central	Charlotte, NC
96	Odeleye, Adedayo	DE	6-5	283	10/17/1997	1	Loughborough (UK)	Kent, UK
32	Wood, Julius	S	6-1	193	5/2/2001	2	East Carolina	Columbus, Ohio
RESERVE/DESIGNATED FOR RETURN								
31	Butler, Josh	CB	6-0	192	11/25/1996	2	Michigan State	Mesquite, Texas
37	Mafah, Phil	RB	6-1	232	10/24/2002	R	Clemson	Loganville, Ga.
98	Turner, Payton	DE	6-6	275	1/7/1999	5	Houston	Houston, Texas
RESERVE/NON-FOOTBALL ILLNESS								
2	Thomas, Juanyeh	S	6-1	215	6/24/2000	3	Georgia Tech	Niceville, Fla.
RESERVE/INJURED								
26	Bland, DaRon	CB	6-2	202	7/12/1999	4	Fresno State	Modesto, Calif.
69	Cornelius, Ajani	T	6-5	318	5/21/2002	R	Oregon	Harlem, N.Y.
65	Jones, Rob	G	6-4	320	1/28/1999	5	Middle Tennessee State	Chicago, Ill.
76	Keegan, Trevor	G	6-6	320	8/30/2000	2	Michigan	Crystal Lake, Ill.
57	Sanborn, Jack	LB	6-2	235	7/29/2000	4	Wisconsin	Deer Park, Ill.
24	Sanders, Miles	RB	5-11	210	5/1/1997	7	Penn State	Pittsburgh, Pa.

2025 DALLAS COWBOYS NUMERICAL ROSTER

NO.	NAME	POS	HT	WT	AGE	EXP	COLLEGE	HOW ACQ
ACTIVE								
0	DeMarvion Overshown	LB	6-3	230	25	3	Texas	D3-'23
1	Jalen Tolbert	WR	6-1	195	26	4	South Alabama	D3-'22
3	George Pickens	WR	6-3	200	24	4	Georgia	T(Pit)-'25
4	Dak Prescott	QB	6-2	230	32	10	Mississippi State	D4b-'16
5	Bryan Anger	P	6-3	214	37	14	California	FA-'21
6	Donovan Wilson	S	6-0	215	30	7	Texas A&M	D6-'19
7	Trevon Diggs	CB	6-1	204	27	6	Alabama	D2-'20
9	KaVontae Turpin	WR	5-7	158	29	4	TCU	UDFA-'22
10	Joe Milton	QB	6-5	236	25	2	Tennessee	T(NE)-'25
13	Dante Fowler	DE	6-3	255	31	11	Florida	UFA(Was)-'25
14	Markquese Bell	S	6-2	215	25	4	Florida A&M	UDFA-'22
17	Brandon Aubrey	K	6-3	218	30	3	Notre Dame	FA-'23
19	Ryan Flournoy	WR	6-1	205	26	2	Southeast Missouri State	D6-'24
21	Caelen Carson	CB	6-0	198	23	2	Wake Forest	D5-'24
23	Jaydon Blue	RB	5-9	198	21	R	Texas	D5a-'25
25	Trikweze Bridges	CB	6-2	200	25	R	Florida	W(LAC)-'25
27	Reddy Steward	CB	5-11	178	24	1	Troy	W(Min)-'25
28	Malik Hooker	S	6-1	215	29	9	Ohio State	FA-'21
29	C.J. Goodwin	CB	6-3	195	35	10	California (PA)	PS(Cin)-'18
33	Javonte Williams	RB	5-10	222	25	5	North Carolina	UFA(Den)-'25
34	Shavon Revel	CB	6-2	198	24	R	East Carolina	D3-'25
35	Marist Liufau	LB	6-2	238	24	2	Notre Dame	D3b-'24
38	Alijah Clark	S	6-1	200	22	R	Syracuse	UDFA-'25
40	Hunter Luepke	FB	6-1	250	25	3	North Dakota State	UDFA-'23
41	Donovan Ezeiruaku	DE	6-2	255	22	R	Boston College	D2-'25
42	Jadeveon Clowney	DE	6-5	255	32	12	South Carolina	FA-'25
43	Malik Davis	RB	5-10	205	27	2	Florida	FA-'25
44	Trent Sieg	LS	6-3	255	30	8	Colorado State	FA-'23
50	Shemar James	LB	6-1	235	21	R	Florida	D5b-'25
52	Tyler Booker	G	6-5	330	21	R	Alabama	D1-'25
53	James Houston	DE	6-1	248	27	4	Jackson State	FA-'25
54	Sam Williams	DE	6-4	260	26	4	Mississippi	D2-'22
55	Logan Wilson	LB	6-2	245	29	6	Wyoming	T(Cin)-'25
56	Cooper Beebe	C	6-3	320	24	2	Kansas State	D3a-'24
59	Kenneth Murray	LB	6-2	245	27	6	Oklahoma	T(Ten)-'25
60	Tyler Guyton	T	6-7	325	23	2	Oklahoma	D1-'24
66	T.J. Bass	G	6-4	320	26	3	Oregon	UDFA-'23
67	Brock Hoffman	G/C	6-4	318	26	3	Virginia Tech	FA-'22
71	Nate Thomas	T	6-5	330	24	2	Louisiana	D7a-'24
73	Tyler Smith	G	6-5	328	24	4	Tulsa	D1-'22
75	Hakeem Adeniji	T	6-4	315	28	6	Kansas	UFA(Cle)-'25
78	Terence Steele	T	6-6	320	28	6	Texas Tech	UDFA-'20
81	Jonathan Mingo	WR	6-2	225	24	3	Mississippi	T(Car)-'24
86	Luke Schoonmaker	TE	6-5	250	27	3	Michigan	D2-'23
87	Jake Ferguson	TE	6-5	250	26	4	Wisconsin	D4-'22
88	CeeDee Lamb	WR	6-2	198	26	6	Oklahoma	D1-20
89	Brevyn Spann-Ford	TE	6-6	265	25	2	Minnesota	UDFA-'24
90	Solomon Thomas	DT	6-3	285	30	9	Stanford	UFA(NYJ)-'25
92	Quinnen Williams	DT	6-3	303	28	7	Alabama	T(NYJ)-'25
93	Jay Toia	DT	6-2	340	22	R	UCLA	D7a-'25
95	Kenny Clark	DT	6-3	314	30	10	UCLA	T(GB)-'25
97	Osa Odighizuwa	DT	6-2	285	27	5	UCLA	D3a-'21
99	Perrion Winfrey	DT	6-4	290	25	2	Oklahoma	FA-'25
PRACTICE SQUAD								
11	Parris Campbell	WR	6-0	210	28	7	Ohio State	FA-'25
15	Will Grier	QB	6-1	212	30	5	West Virginia	FA-'24
16	Jalen Cropper	WR	5-11	180	24	1	Fresno State	UDFA-'23
30	Israel Abanikanda	RB	5-10	217	23	2	Pittsburgh	FA-'25
32	Julius Wood	S	6-1	193	24	2	East Carolina	FA-'25
36	Corey Ballentine	DB	5-11	196	29	7	Washburn	FA-'25
45	Justin Barron	LB	6-4	235	24	R	Syracuse	UDFA-'25
48	Zion Childress	CB	5-11	203	23	R	Kentucky	FA-'25
51	Earnest Brown	DT	6-5	308	26	4	Northwestern	FA-'24
61	Nick Leverett	OL	6-3	310	28	5	NC Central	FA-'25
79	Marcellus Johnson	T	6-4	307	25	1	Missouri	FA-'25
80	Traeshon Holden	WR	6-2	208	24	R	Oregon	UDFA-'25
84	Rivaldo Fairweather	TE	6-3	249	23	R	Auburn	UDFA-'25
85	Princeton Fant	TE	6-2	245	26	2	Tennessee	UDFA-'23
91	Isaiah Land	DE	6-3	245	25	3	Florida A&M	FA-'25
96	Adedayo Odeleye	DE	6-5	283	28	1	Loughborough (UK)	FA-'25
RESERVE/DESIGNATED FOR RETURN								
31	Josh Butler	CB	6-0	192	29	2	Michigan State	FA-'23
37	Phil Mafah	RB	6-1	232	23	R	Clemson	D7b-'25
98	Payton Turner	DE	6-6	275	26	5	Houston	UFA(NO)-'25
RESERVE/NON-FOOTBALL ILLNESS								
2	Juanyeh Thomas	S	6-1	215	25	3	Georgia Tech	UDFA-'22
RESERVE/INJURED								
24	Miles Sanders	RB	5-11	210	28	7	Penn State	FA-'25
26	DaRon Bland	CB	6-2	202	26	4	Fresno State	D5b-'22
57	Jack Sanborn	LB	6-2	235	25	4	Wisconsin	RFA-'25(Chi)
65	Rob Jones	G	6-4	320	26	5	Middle Tennessee State	UFA(Mia)-'25
69	Ajani Cornelius	T	6-5	318	23	R	Oregon	D6-'25
76	Trevor Keegan	G	6-6	320	25	2	Michigan	W(Phi)-'25

2025 DALLAS COWBOYS POSITIONAL ROSTER

NO.	NAME	POS.	HT.	WT.	AGE	EXP.	COLLEGE	HOW ACQ.
				QUARTERBACKS (2)				
4	Dak Prescott	QB	6-2	230	32	10	Mississippi State	D4b-'16
10	Joe Milton	QB	6-5	236	25	2	Tennessee	T(NE)-'25
				RUNNING BACKS (4)				
23	Jaydon Blue	RB	5-9	198	21	R	Texas	D5a-'25
33	Javonte Williams	RB	5-10	222	25	5	North Carolina	UFA(Den)-'25
40	Hunter Luepke	FB	6-1	250	25	3	North Dakota State	UDFA-'23
43	Malik Davis	RB	5-10	205	27	2	Florida	FA-'25
				WIDE RECEIVERS (6)				
1	Jalen Tolbert	WR	6-1	195	26	4	South Alabama	D3-'22
3	George Pickens	WR	6-3	200	24	4	Georgia	T(Pit)-'25
9	KaVontae Turpin	WR	5-7	158	29	4	TCU	UDFA-'22
19	Ryan Flournoy	WR	6-1	205	26	2	Southeast Missouri State	D6-'24
81	Jonathan Mingo	WR	6-2	225	24	3	Mississippi	T(Car)-'24
88	CeeDee Lamb	WR	6-2	198	26	6	Oklahoma	D1-20
				TIGHT ENDS (3)				
86	Luke Schoonmaker	TE	6-5	250	27	3	Michigan	D2-'23
87	Jake Ferguson	TE	6-5	250	26	4	Wisconsin	D4-'22
89	Brevyn Spann-Ford	TE	6-6	265	25	2	Minnesota	UDFA-'24
				OFFENSIVE LINE (9)				
52	Tyler Booker	G	6-5	330	21	R	Alabama	D1-'25
56	Cooper Beebe	C	6-3	320	24	2	Kansas State	D3a-'24
60	Tyler Guyton	T	6-7	325	23	2	Oklahoma	D1-'24
66	T.J. Bass	G	6-4	320	26	3	Oregon	UDFA-'23
67	Brock Hoffman	G/C	6-4	318	26	3	Virginia Tech	FA-'22
71	Nate Thomas	T	6-5	330	24	2	Louisiana	D7a-'24
73	Tyler Smith	G	6-5	328	24	4	Tulsa	D1-'22
75	Hakeem Adeniji	T	6-4	315	28	6	Kansas	UFA(Cle)-'25
78	Terence Steele	T	6-6	320	28	6	Texas Tech	UDFA-'20
				DEFENSIVE LINE (11)				
13	Dante Fowler	DE	6-3	255	31	11	Florida	UFA(Was)-'25
41	Donovan Ezeiruaku	DE	6-2	255	22	R	Boston College	D2-'25
42	Jadeveon Clowney	DE	6-5	255	32	12	South Carolina	FA-'25
53	James Houston	DE	6-1	248	27	4	Jackson State	FA-'25
54	Sam Williams	DE	6-4	260	26	4	Mississippi	D2-'22
90	Solomon Thomas	DT	6-3	285	30	9	Stanford	UFA(NYJ)-'25
92	Quinnen Williams	DT	6-3	303	28	7	Alabama	T(NYJ)-'25
93	Jay Toia	DT	6-2	340	22	R	UCLA	D7a-'25
95	Kenny Clark	DT	6-3	314	30	10	UCLA	T(GB)-'25
97	Osa Odighizuwa	DT	6-2	285	27	5	UCLA	D3a-'21
99	Perrion Winfrey	DT	6-4	290	25	2	Oklahoma	FA-'25
				LINEBACKERS (5)				
0	DeMarvion Overshown	LB	6-3	230	25	3	Texas	D3-'23
35	Marist Liufau	LB	6-2	238	24	2	Notre Dame	D3b-'24
50	Shemar James	LB	6-1	235	21	R	Florida	D5b-'25
55	Logan Wilson	LB	6-2	245	29	6	Wyoming	T(Cin)-'25
59	Kenneth Murray	LB	6-2	245	27	6	Oklahoma	T(Ten)-'25
				DEFENSIVE BACKS (10)				
6	Donovan Wilson	S	6-0	215	30	7	Texas A&M	D6-'19
7	Trevon Diggs	CB	6-1	204	27	6	Alabama	D2-'20
14	Markquese Bell	S	6-2	215	25	4	Florida A&M	UDFA-'22
21	Caelen Carson	CB	6-0	198	23	2	Wake Forest	D5-'24
25	Trikweze Bridges	CB	6-2	200	25	R	Florida	W(LAC)-'25
27	Reddy Steward	CB	5-11	178	24	1	Troy	W(Min)-'25
28	Malik Hooker	S	6-1	215	29	9	Ohio State	FA-'21
29	C.J. Goodwin	CB	6-3	195	35	10	California (PA)	PS(Cin)-'18
34	Shavon Revel	CB	6-2	198	24	R	East Carolina	D3-'25
38	Alijah Clark	S	6-1	200	22	R	Syracuse	UDFA-'25
				SPECIALISTS (3)				
5	Bryan Anger	P	6-3	214	37	14	California	FA-'21
17	Brandon Aubrey	K	6-3	218	30	3	Notre Dame	FA-'23
44	Trent Sieg	LS	6-3	255	30	8	Colorado State	FA-'23

HOW THE COWBOYS WERE BUILT/CONTRACT STATUS

YEAR	DRAFT PICKS (26)	FREE AGENTS (18)	COLLEGE FREE AGENTS (8)	TRADES/WAIVERS (10)	PRACTICE SQUAD (1)
2016	D. Prescott (4th)				
2018					C. Goodwin (PS Cin -'18)
2019	D. Wilson (6th)				
2020	C. Lamb (1st) T. Diggs (2nd)		T. Steele (UDFA-'20)		
2021	O. Odighizuwa (3rd-a)	B. Anger (FA-'21) M. Hooker (FA-'21)			
2022	T. Smith (1st) S. Williams (2nd) J. Tolbert (3rd) J. Ferguson (4th) D. Bland (5th) *	B. Hoffman (FA-'22)	M. Bell (UDFA-'22) J. Thomas (UDFA-'22) ξ K. Turpin (UDFA-'22)		
2023	L. Schoonmaker (2nd) D. Overshown (3rd)	B. Aubrey (FA-'23) J. Butler (FA-'23) ^ T. Sieg (FA-'23)	T. Bass (UDFA-'23) H. Luepke (UDFA-'23)		
2024	T. Guyton (1st) C. Beebe (3rd-a) M. Liufau (3rd-b) C. Carson (5th) R. Flournoy (6th) N. Thomas (7th-a)		B. Spann-Ford (UDFA-'24)	J. Mingo (T Car -'24)	
2025	T. Booker (1st) D. Ezeiruaku (2nd) S. Revel (3rd) J. Blue (5th-a) S. James (5th-b) A. Cornelius (6th) * J. Toia (7th-a) P. Mafah (7th-b) ^	H. Adeniji (UFA Cle -'25) J. Clowney (FA-'25) M. Davis (FA-'25) D. Fowler (UFA Was -'25) J. Houston (FA-'25) R. Jones (UFA Mia -'25) * J. Sanborn (RFA-'25 Chi) * M. Sanders (FA-'25) * S. Thomas (UFA NYJ -'25) P. Turner (UFA NO -'25) ^ J. Williams (UFA Den -'25) P. Winfrey (FA-'25)	A. Clark (UDFA-'25)	T. Bridges (W LAC -'25) K. Clark (T GB -'25) T. Keegan (W Phi -'25) * J. Milton (T NE -'25) K. Murray (T Ten -'25) G. Pickens (T Pit -'25) R. Steward (W Min -'25) Q. Williams (T NYJ -'25) L. Wilson (T Cin -'25)	

Key: ξ *Reserve/Non-Football Illness,* * *Reserve/Injured,* ^ *Reserve/Designated for Return*

CONTRACT STATUS

PLAYER	SIGNED THROUGH	PLAYER	SIGNED THROUGH	PLAYER	SIGNED THROUGH
Hakeem Adeniji	2025	Dante Fowler	2025	Jack Sanborn *	2025
Bryan Anger	2026	C.J. Goodwin	2025	Miles Sanders *	2025
Brandon Aubrey	2025	Tyler Guyton	2027	Luke Schoonmaker	2026
T.J. Bass	2025	Brock Hoffman	2025	Trent Sieg	2027
Cooper Beebe	2027	Malik Hooker	2026	Tyler Smith	2030
Markquese Bell	2027	James Houston	2026	Brevyn Spann-Ford	2026
DaRon Bland *	2029	Shemar James	2028	Terence Steele	2028
Jaydon Blue	2028	Rob Jones *	2025	Reddy Steward	2025
Tyler Booker	2028	Trevor Keegan *	2027	Juanyeh Thomas ξ	2025
Trikweze Bridges	2025	CeeDee Lamb	2028	Nate Thomas	2027
Josh Butler ^	2025	Marist Liufau	2027	Solomon Thomas	2026
Caelen Carson	2027	Hunter Luepke	2027	Jay Toia	2028
Alijah Clark	2027	Phil Mafah ^	2028	Jalen Tolbert	2025
Kenny Clark	2027	Joe Milton	2027	Payton Turner ^	2025
Jadeveon Clowney	2025	Jonathan Mingo	2026	KaVontae Turpin	2027
Ajani Cornelius *	2028	Kenneth Murray	2025	Javonte Williams	2025
Malik Davis	2025	Osa Odighizuwa	2028	Quinnen Williams	2027
Trevon Diggs	2028	DeMarvion Overshown	2026	Sam Williams	2025
Donovan Ezeiruaku	2028	George Pickens	2025	Donovan Wilson	2025
Jake Ferguson	2029	Dak Prescott	2028	Logan Wilson	2027
Ryan Flournoy	2027	Shavon Revel	2028	Perrion Winfrey	2026

2025 DALLAS COWBOYS CONTRACT ANALYSIS

	OFFENSE	2025	2026	2027	2028	2029	2030	2031
QB	Milton, Joe				UFA			
	Prescott, Dak					UFA		
RB	Blue, Jaydon					UFA		
	Davis, Malik			RFA	UFA			
	Luepke, Hunter				UFA			
	Mafah, Phil (IR-DFR)*					UFA		
	Sanders, Miles (IR)*		UFA					
	Williams, Javonte		UFA					
WR	Flournoy, Ryan			RFA	UFA			
	Lamb, CeeDee					UFA		
	Mingo, Jonathan			UFA				
	Pickens, George		UFA					
	Tolbert, Jalen		UFA					
	Turpin, KaVontae				UFA			
TE	Ferguson, Jake						UFA	
	Schoonmaker, Luke			UFA				
	Spann-Ford, Brevyn			RFA	UFA			
OL	Adeniji, Hakeem		UFA					
	Bass, T.J.		RFA	UFA				
	Beebe, Cooper				UFA			
	Booker, Tyler					OPTION	UFA	
	Cornelius, Ajani (IR)*					UFA		
	Guyton, Tyler				OPTION	UFA		
	Hoffman, Brock		RFA	UFA				
	Jones, Rob (IR)*		UFA					
	Keegan, Trevor (IR)*				UFA			
	Smith, Tyler							UFA
	Steele, Terence					UFA		
	Thomas, Nate				UFA			

	DEFENSE	2025	2026	2027	2028	2029	2030	2031
DL	Clark, Kenny				UFA			
	Clowney, Jadeveon		UFA					
	Ezeiruaku, Donovn					UFA		
	Fowler, Dante		UFA					
	Houston, James			UFA				
	Odighizuwa, Osa					UFA		
	Thomas, Solomon			UFA				
	Toia, Jay					UFA		
	Turner, Payton (IR-DFR)*		UFA					
	Williams, Quinnen				UFA			
	Williams, Sam		UFA					
	Winfrey, Perrion			RFA	UFA			
LB	James, Shemar					UFA		
	Liufau, Marist				UFA			
	Murray, Kenneth		UFA					
	Overshown, DeMarvion			UFA				
	Sanborn, Jack (IR)*		UFA					
	Wilson, Logan				UFA			
DB	Bell, Markquese				UFA			
	Bland, DaRon (IR)*						UFA	
	Bridges, Trikweze					UFA		
	Butler, Josh (PUP-DFR)#		ERFA	RFA	UFA			
	Carson, Caelen				UFA			
	Clark, Alijah			ERFA	RFA	UFA		
	Diggs, Trevon					UFA		
	Goodwin, C.J.		UFA					
	Hooker, Malik			UFA				
	Revel, Shavon					UFA		
	Steward, Reddy		ERFA	ERFA	RFA	UFA		
	Thomas, Juanyeh (NFIL)#		RFA	UFA				
	Wilson, Donovan		UFA					

	SPECIAL TEAMS	2025	2026	2027	2028	2029	2030	2031
ST	Anger, Bryan			UFA				
	Aubrey, Brandon		RFA	UFA				
	Sieg, Trent				UFA			

- Player is under contract for season
- Player will be an exclusive rights free agent
- Player will be an unrestricted free agent
- Player will be a restricted free agent
- Player has a club option available

*-Reserve/Injured #-Reserve/PUP or NFI &-Reserve/Suspended %-Reserve/Future

WHEN BUILT AND WHEN THEY GOT TO THE COWBOYS

1st Round (12)
[1] Jadeveon Clowney (2014-HOU)
[3] Dante Fowler (2015-JAX)
[27] Kenny Clark (2016-GB)
[3] Solomon Thomas (2017-SF)
[15] Malik Hooker (2017-IND)
[19] Quinnen Williams (2019-NYJ)
[17] CeeDee Lamb (2020)
[23] Kenneth Murray (2020-LAC)
[28] Payton Turner (2021-NO)^
[24] Tyler Smith (2022)
[29] Tyler Guyton (2024)
[12] Tyler Booker (2025)

2nd Round (8)
[53] Miles Sanders (2019-PHI)*
[51] Trevon Diggs (2020)
[35] Javonte Williams (2021-DEN)
[52] George Pickens (2022-PIT)
[56] Sam Williams (2022)
[39] Jonathan Mingo (2023-CAR)
[58] Luke Schoonmaker (2023)
[44] Donovan Ezeiruaku (2025)

3rd Round (8)
[70] Bryan Anger (2012-JAX)
[65] Logan Wilson (2020-CIN)
[75] Osa Odighizuwa (2021)
[88] Jalen Tolbert (2022)
[90] DeMarvion Overshown (2023)
[73] Cooper Beebe (2024)
[87] Marist Liufau (2024)
[76] Shavon Revel (2025)

4th Round (2)
[135] Dak Prescott (2016)
[129] Jake Ferguson (2022)

5th Round (5)
[167] DaRon Bland (2022)*
[172] Trevor Keegan (2024-PHI)*
[174] Caelen Carson (2024)
[149] Jaydon Blue (2025)
[152] Shemar James (2025)

6th Round (6)
[213] Donovan Wilson (2019)
[180] Hakeem Adeniji (2020-CIN)
[217] James Houston (2022-DET)
[193] Joe Milton (2024-NE)
[216] Ryan Flournoy (2024)
[204] Ajani Cornelius (2025)*

7th Round (4)
[233] Nate Thomas (2024)
[217] Jay Toia (2025)
[239] Phil Mafah (2025)^
[256] Trikweze Bridges (2025-LAC)

Undrafted (15)
C.J. Goodwin (2014-PIT)
Trent Sieg (2018)
Terence Steele (2020)
Markquese Bell (2022)
Malik Davis (2022)
Brock Hoffman (2022)
Jack Sanborn (2022)*
Juanyeh Thomas (2022)ξ
KaVontae Turpin (2022)
Brandon Aubrey (2023)
T.J. Bass (2023)
Josh Butler (2023)^
Hunter Luepke (2023)
Brevyn Spann-Ford (2024)
Reddy Steward (2024-CHI)

Key: ***^*** *Reserve/Designated for Return,* ******* *Reserve/Injured,* ***ξ*** *Reserve/Non-Football Illness*

WHEN THEY GOT TO THE COWBOYS

2016 (1)
Dak Prescott, Round 4

2018 (1)
C.J. Goodwin, Practice Squad (CIN)

2019 (1)
Donovan Wilson, Round 6

2020 (3)
CeeDee Lamb, Round 1
Trevon Diggs, Round 2
Terence Steele, UDFA

2021 (3)
Osa Odighizuwa, Round 3
Bryan Anger, FA
Malik Hooker, FA

2022 (9)
Tyler Smith, Round 1
Sam Williams, Round 2
Jalen Tolbert, Round 3
Jake Ferguson, Round 4
DaRon Bland, Round 5*
Markquese Bell, UDFA
Brock Hoffman, FA
Juanyeh Thomas, UDFAξ
KaVontae Turpin, UDFA

2023 (7)
Luke Schoonmaker, Round 2
DeMarvion Overshown, Round 3
Brandon Aubrey, FA
T.J. Bass, UDFA
Josh Butler, FA^
Hunter Luepke, UDFA
Trent Sieg, FA

2024 (8)
Tyler Guyton, Round 1
Cooper Beebe, Round 3
Marist Liufau, Round 3
Caelen Carson, Round 5
Ryan Flournoy, Round 6
Nate Thomas, Round 7
Jonathan Mingo, Trade (CAR)
Brevyn Spann-Ford, UDFA

2025 (27)
Tyler Booker, Round 1
Donovan Ezeiruaku, Round 2
Shavon Revel, Round 3
Jaydon Blue, Round 5
Shemar James, Round 5
Ajani Cornelius, Round 6*
Phil Mafah, Round 7^
Jay Toia, Round 7
Hakeem Adeniji, FA
Trikweze Bridges, Waivers (LAC)
Kenny Clark, Trade (GB)
Jadeveon Clowney, FA
Malik Davis, FA
Dante Fowler, UFA
James Houston, FA
Trevor Keegan, Waivers (PHI)*
Joe Milton, Trade (NE)
Kenneth Murray, Trade (TEN)
George Pickens, Trade (PIT)
Jack Sanborn, RFA (CHI)*
Miles Sanders, FA*
Reddy Steward, Waivers (MIN)
Solomon Thomas, UFA
Payton Turner, UFA^
Javonte Williams, UFA
Quinnen Williams, Trade (NYJ)
Logan Wilson, Trade (CIN)

2025 TRANSACTIONS BY DATE

Jan. 4 ..... Placed **Kemon Hall** on Reserve/Injured and signed **Will Grier** to the active roster from the practice squad.
Jan. 6 ..... Signed **Jack Anderson**, **Luq Barcoo**, **Jalen Cropper**, **Denzel Daxon**, **Kelvin Harmon**, **Brock Mogensen**, **Troy Pride**, **Luigi Vilain** and **Seth Williams** as Reserve/Future. Extended **Will Grier** and **Darius Harris**.
Jan. 8 ..... Signed **Malik Davis** as Reserve/Future.
March 4 ..... Signed **C.J. Goodwin** and **Osa Odighizuwa**.
March 5 ..... Signed **Brock Hoffman**, **Juanyeh Thomas** and **Tyrus Wheat**.
March 10 ... Signed **Markquese Bell**.
March 11 ... Signed **KaVontae Turpin**.
March 12 ... Signed **Bryan Anger** and **Trent Sieg** and acquired **Kaiir Elam** in a trade with Buffalo and acquired **Kenneth Murray** in a trade with Tennessee.
March 13 ... Signed **Dakoda Shepley**, **Solomon Thomas** and released **Zack Martin**.
March 14 ... Signed **Rob Jones**, **Jack Sanborn**, **Miles Sanders**, **Payton Turner** and **Javonte Williams**. Re-signed **Israel Mukuamu**.
March 17 ... Signed **Parris Campbell** and **Dante Fowler**.
April 3 ..... Acquired **Joe Milton** in a trade with New England.
April 15 ..... Signed **Saahdiq Charles**.
April 17 ..... Signed **Hakeem Adeniji**.
April 23 ..... Exercised **Tyler Smith**'s fifth-year option.
April 30 ..... Waived **Jack Anderson**, **Earl Bostick**, **Malik Davis** and **Brock Mogensen**.
May 2 ..... Signed **Tommy Akingbesote**, **Justin Barron**, **Tyler Booker**, **Zion Childress**, **Alijah Clark**, **Ajani Cornelius**, **Rivaldo Fairweather**, **Bruce Harmon**, **Traeshon Holden**, **Shemar James**, **Josh Kelly**, **Phil Mafah**, **Tyler Neville**, **Shavon Revel**, **Mike Smith** and **Jay Toia**.
May 7 ..... Acquired **George Pickens** in a trade with Pittsburgh and waived **Seth Williams**.
May 12 ..... Signed **Jaydon Blue**.
June 18 ..... Waived **Luq Barcoo** and **Justin Rogers**.
June 19 ..... Signed **Robert Rochell** and **Perrion Winfrey**.
July 18 ..... Signed **Donovan Ezeiruaku**.
July 22 ..... Waived **Luiji Vilain** and signed **James Houston**. Placed **Josh Butler**, **Trevon Diggs** and **DeMarvion Overshown** on Active/PUP and placed **Shavon Revel** on Active/NFI.
July 27 ..... Signed **Jake Ferguson** to a four-year extension.
July 29 ..... Waived **Kelvin Harmon** and signed **Christian Matthew**.
Aug. 2 ..... Placed **Parris Campbell** on Reserve/Injured, Waived/Injured **Matt Waltezko** and signed **Geron Christian** and **La'el Collins**.
Aug. 4 ..... Waived/Injury Settled **Parris Campbell**.
Aug. 8 ..... Placed **Rob Jones** on Reserve/Injured, Waived/Injured **Dakoda Shepley**, signed **Malik Davis** and claimed **Nick Broeker** off waivers from Pittsburgh.
Aug. 18 ..... Waived/Injured **Bruce Harmon** and signed **Michael Ojemudia**.
Aug. 25 ..... Waived **Nick Broeker**, **Denzel Daxon**, **Josh Kelly**, **Tyler Neville**, **Troy Pride** and **John Stephens**. Released **La'el Collins** and Waived/Injured **Christian Matthew**.
Aug. 26 ..... Waived **Tommy Akingbesote**, **Justin Barron**, **Jalen Brooks**, **Alijah Clark**, **Jalen Cropper**, **Malik Davis**, **Rivaldo Fairweather**, **Princeton Fant**, **Traeshon Holden**, **Mike Smith**, **Deuce Vaughn** and **Tyrus Wheat**. Released **Hakeem Adeniji**, **Earnest Brown**, **Saahdiq Charles**, **Geron Christian**, **C.J. Goodwin**, **Will Grier**, **Kemon Hall**, **Darius Harris**, **Buddy Johnson**, **Israel Mukuamu**, **Michael Ojemudia** and **Robert Rochell**. Placed **Josh Butler** and **DeMarvion Overshown** on Reserve/PUP, placed **Jonathan Mingo** and **Payton Turner** on Reserve/Injured and placed **Shavon Revel** on Reserve/NFI.
Aug. 27 ..... Waived **Andrew Booth** and **Zion Childress**. Signed **Justin Barron**, **Jalen Brooks**, **Earnest Brown**, **Saahdiq Charles**, **Geron Christian, Alijah Clark**, **Jalen Cropper**, **Malik Davis**, **Rivaldo Fairweather**, **Princeton Fant**, **Will Grier**, **Kemon Hall**, **Traeshon Holden**, **Buddy Johnson** and **Robert Rochell** to the practice squad. Claimed **Trikweze Bridges** and **Reddy Steward** off waivers. Placed **Caelen Carson** and **Phil Mafah** on Reserve/Injured and signed **Hakeem Adeniji** and **C.J. Goodwin**.
Aug. 28 ..... Waived **Ryan Flournoy** and **Kemon Hall**. Claimed **Trevor Keegan** off waivers from Philadelphia and signed **Zion Childress** to the practice squad.
Aug. 29 ..... Acquired **Kenny Clark** in a trade with Green Bay for **Micah Parsons**.
Aug. 30 ..... Signed **Ryan Flournoy** to the practice squad and released **Saahdiq Charles**.
Aug. 31 ..... Signed **DaRon Bland** to a four-year contract extension through 2029.
Sept. 3 ..... Signed **Hunter Luepke** to a two-year extension through 2027.
Sept. 8 ..... Placed **Perrion Winfrey** on Reserve/Injured.
Sept. 13 .... Signed **Ryan Flournoy** to the active roster from the practice squad.
Sept. 15 .... Placed **Cooper Beebe** on Reserve/Injured and signed **Jadeveon Clowney**.
Sept. 17 .... Signed **Wesley French** to the practice squad.
Sept. 24 .... **Zion Childress** signed with Houston's active roster.
Sept. 25 .... Signed **Corey Ballentine** to the practice squad.
Sept. 30 .... Signed **Parris Campbell** to the practice squad after **Buddy Johnson** signed with Indianapolis' active roster.
Oct. 1 ..... Moved **Caelen Carson** and **Jonathan Mingo** to Reserve/Designated for Return.
Oct. 4 ..... Placed **Malik Hooker** on Reserve/Injured and signed **Alijah Clark** to the active roster from the practice squad.
Oct. 7 ..... Signed **Julius Wood** to the practice squad.
Oct. 11 ..... Placed **Miles Sanders** on Reserve/Injured and signed **Jalen Cropper** to the active roster from the practice squad.
Oct. 14 ..... Released **Jalen Cropper.**
Oct. 15 ..... Signed **Jalen Cropper** to the practice squad.
Oct. 18 ..... Activated **Caelen Carson** from Reserve/Designated for Return.
Oct. 21 ..... Placed **Trevor Keegan** on Reserve/Injured and activated **Jonathan Mingo**.

2025 TRANSACTIONS BY DATE, CONT.

Oct. 22 ..... Moved **Cooper Beebe**, **DeMarvion Overshown** and **Shavon Revel** to Reserve/Designated for Return. Signed **Zion Childress** to the practice squad and placed **Jalen Brooks** on Practice Squad/Injured.
Oct. 24 ..... Waived **Jalen Brooks**.
Oct. 25 ..... Placed **Trevon Diggs** on Reserve/Injured.
Oct. 29 ..... Moved **Perrion Winfrey** to Reserve/Designated for Return.
Nov. 3..... Activated **Cooper Beebe** from Reserve/Designated for Return, signed **Malik Davis** to the active roster from the practice squad and placed **Jack Sanborn** on Reserve/Injured.
Nov. 4..... Waived **Malik Davis** and acquired **Quinnen Williams** vis trade from the N.Y. Jets and **Logan Wilson** via trade from the Cincinnati Bengals.
Nov. 7..... Signed **Malik Davis** to the practice squad.
Nov. 11..... Placed **Juanyeh Thoma**s on Reserve/Injured, activated **DeMarvion Overshown** from Reserve/PUP and activated **Shavon Revel** from Reserve/NFI.
Nov. 17..... Activated **Malik Hooker** from Reserve/DFR and placed **Ajani Cornelius** on Reserve/Injured.
Nov. 18..... Released **Damone Clark** and **Wesley French** and activated **Perrion Winfrey** from Reserve/Designated for Return.
Nov. 19..... Signed **Nick Leverett** to the practice squad.
Nov. 22..... Waived **Kaiir Elam** and signed **Malik Davis** to the active roster from the practice squad.
Nov. 30..... Signed **Israel Abanikanda** to the practice squad and moved **Trevon Diggs** to Reserve/Designated for Return.
Dec. 17 ..... Moved **Josh Butler**, **Phil Mafah** and **Payton Turner** to Reserve/Designated for Return.
Dec. 20 ..... Placed **DaRon Bland** on Reserve/Injured and activated **Trevon Diggs** from Reserve/Designated for Return.

2025 TRANSACTIONS BY PLAYER

ABANIKANDA, Israel - RB
11/30.....Signed to practice squad
ADENIJI, Hakeem - T
4/17.....Signed
8/26.....Released
8/17.....Signed
AKINGBESOTE, Tommy - DT
5/2.....Signed
8/26.....Waived
ANDERSON, Jack - G
1/6.....Signed as a Reserve/Future
4/30.....Waived
ANGER, Bryan - P
3/12.....Signed
BALLENTINE, Corey - CB
9/25.....Signed
BARCOO, Luq - CB
1/6.....Signed as a Reserve/Future
6/18.....Waived
BARRON, Justin - LB
5/2.....Signed
8/26.....Waived
8/27.....Signed to practice squad
BEEBE, Cooper - C
9/15.....Placed on Reserve/Injured-DFR
10/22.....Moved to Reserve/DFR
11/3.....Activated from Reserve/DFR
BELL, Markquese - S
3/10.....Signed
BLAND, DaRon -CB
8/31.....Signed a four-year extension
12/20.....Placed on Reserve/Injured
BLUE, Jaydon - RB
5/12.....Signed
BOOKER, Tyler - G
5/2.....Signed
BOOTH, Andrew - CB
8/27.....Waived
BOSTICK, Earl - T
4/30.....Waived
BRIDGES, Trikweze - DB
8/27.....Claimed off waivers from LA Chargers
BROEKER, Nick - G
8/8.....Claimed off waivers from Pittsburgh
8/25.....Waived
BROOKS, Jalen - WR
8/26.....Waived
8/27.....Signed to practice squad
10/22.....Placed on Practice Squad/Injured
10/24.....Waived
BROWN, EARNEST - DT
8/26.....Released
8/27.....Signed to practice squad
BUTLER, Josh - CB
7/23.....Placed on Active/PUP
8/26.....Placed on Reserve/PUP
12/17.....Moved to Reserve/DFR
CAMPBELL, Parris - WR
3/17.....Signed
8/2.....Placed on Reserve/Injured
8/4.....Waived/Injury Settled
9/30.....Signed to practice squad
CARSON, Caelen - CB
8/27.....Placed on Reserve/Injured-DFR
10/1.....Moved to Reserve/DFR
10/18.....Activated from Reserve/DFR
CHARLES, Saahdiq - G
4/15.....Signed
8/26.....Released
8/27.....Signed to practice squad
8/30.....Released
CHILDRESS, Zion - CB
5/2.....Signed
8/27.....Waived
8/28.....Signed to practice squad
9/24.....Signed with Houston
10/22.....Signed to practice squad
CHRISTIAN, Geron - T
8/2.....Signed
8/26.....Released
8/27.....Signed to practice squad
CLARK, Alijah - S
5/2.....Signed
8/26.....Waived
8/27.....Signed to practice squad
10/4.....Signed to active roster
CLARK, Damone - LB
11/18.....Released
CLARK, Kenny - DT
8/29.....Acquired via trade with Green Bay
CLOWNEY, Jadeveon - DE
9/15.....Signed
COLLINS, La'el - G/T
8/2.....Signed
8/25.....Released
CORNELIUS, Ajani - T
5/2.....Signed
11/17.....Placed on Reserve/Injured-DFR
CROPPER, Jalen - WR
1/6.....Signed as a Reserve/Future
8/26.....Waived
8/27.....Signed to practice squad
10/11.....Signed to active roster
10/14.....Released
10/15.....Signed to practice squad
DAVIS, Malik - RB
1/8.....Signed as a Reserve/Future
4/30.....Waived
8/8.....Signed
8/26.....Waived
8/27.....Signed to practice squad
11/3.....Signed to the active roster
11/4.....Waived
11/7.....Signed to the practice squad
11/22.....Signed to the active roster
DAXON, Denzel - DT
1/6.....Signed as a Reserve/Future
8/25.....Waived
DIGGS, Trevon - CB
7/23.....Placed on Active/PUP
8/24.....Passed physical
10/25.....Placed on Reserve/Injured
11/30.....Moved to Reserve/DFR
12/20.....Activated from Reserve/DFR
ELAM, Kaiir - CB
3/12.....Acquired via trade with Buffalo
11/22.....Waived
EZEIRUAKU, Donovan - DE
7/18.....Signed
FAIRWEATHER, Rivaldo - TE
5/2.....Signed
8/26.....Waived
8/27.....Signed to practice squad
FANT, PRINCETON - TE
8/26.....Waived
8/27.....Signed to practice squad
FERGUSON, Jake - TE
7/27.....Signed a four-year extension
FLOURNOY, Ryan - WR
8/28.....Waived
8/30.....Signed to practice squad
9/13.....Signed to active roster
FOWLER, Dante - DE
3/17.....Signed
FRENCH, Wesley - C
9/17.....Signed
11/18.....Released
GOODWIN, C.J. - CB
3/4.....Signed
8/26.....Released
8/27.....Signed
GRIER, Will - QB
1/4.....Signed to active roster
1/6.....Signed
8/26.....Released
8/27.....Signed to practice squad
HALL, Kemon - CB
1/4.....Placed on Reserve/Injured
8/26.....Released
8/27.....Signed to practice squad
8/28.....Waived
HARMON, Bruce - CB
5/2.....Signed
8/18.....Waived/Injured
HARMON, Kelvin - WR
1/6.....Signed as a Reserve/Future
7/29.....Waived
HARRIS, Darius - LB
1/6.....Signed
8/26.....Released
HOFFMAN, Brock - C/G
3/5.....Signed
HOLDEN, Traeshon - WR
5/2.....Signed
8/26.....Waived
8/27.....Signed to practice squad
HOOKER, Malik - S
10/4.....Placed on Reserve/Injured
11/3.....Moved to Reserve/DFR
11/17.....Activated from Reserve/DFR
HOUSTON, James - DE
7/22.....Signed
JAMES, Shemar - LB
5/2.....Signed
JOHNSON, Buddy - LB
8/26.....Released
8/27.....Signed to practice squad
9/30.....Signed with Indianapolis
JONES, ROB - G
3/14.....Signed
8/8.....Placed on Reserve/Injured
KEEGAN, Trevor - G
8/28.....Claimed off waivers from Philadelphia
10/21.....Placed on Reserve/Injured
KELLY, Josh - WR
5/2.....Signed
8/25.....Waived
LEVERETT, Nick - G
11/19.....Signed to practice squad
LUEPKE, Hunter - FB
9/3.....Signed a two-year extension
MAFAH, Phil - RB
5/2.....Signed
8/27.....Placed on Reserve/Injured-DFR
12/17.....Moved to Reserve/DFR
MARTIN, Zack - G
3/13.....Released
MATTHEW, Christian - CB
7/29.....Signed
8/25.....Waived/Injured
MILTON, Joe - QB
4/3.....Acquired via trade with New England

2025 TRANSACTIONS BY PLAYER, cont.

MINGO, Jonathan - WR
8/26.....Placed on Reserve/Injured-DFR
10/1.....Moved to Reserve/DFR
10/21.....Activated from Reserve/DFR
MOGENSEN, Brock - LB
1/6.....Signed as a Reserve/Future
4/30.....Waived
MUKUAMU, Israel - S
3/14.....Signed
8/26.....Released
MURRAY, Kenneth - LB
3/12.....Acquired via trade with Tennessee
NEVILLE, Tyler - TE
5/2.....Signed
8/25.....Waived
ODIGHIZUWA, Osa - DT
3/4.....Signed
OJEMUDIA, Michael - CB
8/18.....Signed
8/26.....Released
OVERSHOWN, DeMarvion - LB
7/23.....Placed on Active/PUP
8/26.....Placed on Reserve/PUP
10/22.....Moved to Reserve/DFR
11/11 .....Activated from Reserve/DFR
PARSONS, Micah - DE
8/29.....Traded to Green Bay
PICKENS, George - WR
5/7.....Acquired via trade with Pittsburgh
PRIDE, Troy- CB
1/6.....Signed as a Reserve/Future
8/25.....Waived
REVEL, Shavon - CB
5/2.....Signed
7/23.....Placed on Active/NFI
8/26.....Placed on Reserve/NFI
10/22.....Moved to Reserve/DFR
11/11 .....Activated from Reserve/DFR
ROCHELL, Robert - CB
6/19.....Signed
8/26.....Released
8/27.....Signed to practice squad
ROGERS, Justin - DT
6/18.....Waived
SANBORN, Jack - LB
3/14.....Signed
11/3.....Placed on Reserve/Injured-DFR
SANDERS, Miles - RB
3/14.....Signed
10/11.....Placed on Reserve/Injured
SIEG, Trent - LS
3/12.....Signed
SHEPLEY, Dakoda - OL
3/13.....Signed
8/8.....Waived/Injured
SMITH, Mike - S
5/2.....Signed
8/26.....Waived
SMITH, Tyler - G
4/23.....Exercised fifth-year option
9/13.....Signed a five-year extension
STEPHENS, John - TE
8/25.....Waived
STEWARD, Reddy - CB
8/27.....Claimed off waivers from Minnesota
THOMAS, Juanyeh - S
3/5.....Signed
11/11 .....Placed on Reserve/Injured
THOMAS, Solomon - DT
3/13.....Signed
TOIA, Jay - DT
5/2.....Signed
TURNER, Payton - DE
3/14.....Signed
8/26.....Placed on Reserve/Injured-DFR
12/17.....Moved to Reserve/DFR
TURPIN, KaVontae - WR
3/11.....Signed
VAUGHN, Deuce - RB
8/26.....Released
VILAIN, Luiji - DE
1/6.....Signed as a Reserve/Future
7/22.....Waived
WALETZKO, Matt - T
8/2.....Waived/Injured
WHEAT, Tyrus - DE
3/5.....Signed
8/26.....Waived
WILLIAMS, Javonte - RB
3/14.....Signed
WILLIAMS, Quinnen - DT
11/7.....Acquired via trade from the N.Y. Jets
WILLIAMS, Seth - WR
1/6.....Signed as a Reserve/Future
5/7.....Waived
WILSON, Logan - LB
11/7.....Acquired via trade from Cincinnati
WINFREY, Perrion - DT
6/19.....Signed
9/8.....Placed on Reserve/Injured-DFR
10/29.....Moved to Reserve/DFR
11/18.....Activated from Reserve/DFR
WOOD, Julius - S
10/7.....Signed to the practice squad

TEAM AND INDIVIDUAL STATS

2025 DALLAS COWBOYS STATISTICS

WON 6, LOST 8, TIED 1				
9/4	L	20-24	at Philadelphia	69,879
9/14	W	40-37 (OT)	N.Y. Giants	92,781
9/21	L	14-31	at Chicago	58,389
9/28	T	40-40 (OT)	Green Bay	93,353
10/5	W	37-22	at N.Y. Jets	81,738
10/12	L	27-30	at Carolina	71,619
10/19	W	44-22	Washington	93,051
10/26	L	24-44	at Denver	75,877
11/3	L	17-27	Arizona	92,211
11/17	W	33-16	at Las Vegas	62,625
11/23	W	24-21	Philadelphia	93,068
11/27	W	31-28	Kansas City	93,739
12/4	L	30-44	at Detroit	64,028
12/14	L	26-34	Minnesota	92,991
12/21	L	17-34	L.A. Chargers	92,740

2025 TEAM STATISTICS	DAL	OPP.
FIRST DOWNS	**347**	**331**
Rushing	101	124
Passing	208	184
Penalty	38	23
Third Down-Made/Att	76/181	86/181
Third Down Efficiency	42.0%	47.5%
Fourth Down-Made/Att	15/27	13/21
Fourth Down Efficiency	55.6%	61.9%
TOTAL NET YARDS	**5,897**	**5,701**
Avg. Per Game	393.1	380.1
Total Plays	979	933
Avg. Per Play	6.0	6.1
NET YARDS RUSHING	**1,782**	**1,834**
Avg. Per Game	118.8	122.3
Total Rushes	391	404
Avg. Per Rush	4.6	4.5
NET YARDS PASSING	**4,115**	**3,867**
Avg. Per Game	274.3	257.8
Sacked/Yards Lost	25/170	29/226
Gross Yards	4,285	4,093
Attempts/Completions	563/386	500/344
Pct. of Completion	68.6%	68.8%
Had Intercepted	11	6
PUNTS/AVERAGE	**38/48.2**	**45/47.6**
Net Punting Average	42.4	43.5
PUNT RETURN/AVG.	**13/6.3**	**23/9.5**
KICKOFF RETURN/AVG.	**70/25.2**	**72/25.6**
INTERCEPTION RETURN/AVG.	**6/20.0**	**11/6.6**
PENALTIES/YARDS	**113/953**	**117/1008**
FUMBLES/BALL LOST	**19/8**	**11/5**
TOUCHDOWNS	**46**	**54**
Rushing	15	21
Passing	29	33
Returns	2	0
EXTRA POINTS/ATTEMPTS	**42/43**	**49/50**
TWO POINT CONVERSION/ATT.	**3/3**	**2/4**
FIELD GOALS/ATTEMPTS	**32/36**	**25/27**
AVG. TIME OF POSSESSION	**29:51**	**30:09**

SCORE BY PERIODS	Q1	Q2	Q3	Q4	OT	PTS
TEAM	63	172	85	98	6	424
OPPONENTS	123	125	67	136	3	454

SCORING	TD	RU	PA	RT	PAT	FG	2PT	S	PTS
B. Aubrey	0	0	0	0	42/43	32/36	0	0	138
J. Williams	12	10	2	0	0/0	0/0	0	0	72
G. Pickens	9	0	9	0	0/0	0/0	1	0	56
J. Ferguson	7	0	7	0	0/0	0/0	1	0	44
R. Flournoy	4	0	4	0	0/0	0/0	0	0	24
C. Lamb	3	0	3	0	0/0	0/0	0	0	18
M. Davis	2	2	0	0	0/0	0/0	0	0	12
D. Prescott	2	2	0	0	0/0	0/0	0	0	12
J. Tolbert	1	0	1	0	0/0	0/0	1	0	8
D. Bland	1	0	0	1	0/0	0/0	0	0	6
M. Kneeland	1	0	0	1	0/0	0/0	0	0	6
H. Luepke	1	0	1	0	0/0	0/0	0	0	6
M. Sanders	1	1	0	0	0/0	0/0	0	0	6
B. Spann-Ford	1	0	1	0	0/0	0/0	0	0	6
K. Turpin	1	0	1	0	0/0	0/0	0	0	6
D. Ezeiruaku	0	0	0	0	0/0	0/0	0	1	2
TEAM	**46**	**15**	**29**	**2**	**42/43**	**32/36**	**3**	**1**	**424**
OPPONENTS	**54**	**21**	**33**	**0**	**49/50**	**25/27**	**2**	**1**	**454**

2-Pt Conv: G. Pickens 1, J. Tolbert 1, J. Ferguson 1, **TM** 3-3, **OPP** 2-4

SACKS: J. Houston 5.5, J. Clowney 4.0, D. Fowler 3.0, O. Odighizuwa 3.0, K. Clark 3.0, D. Ezeiruaku 2.0, Q. Williams 1.5, S. Williams 1.0, R. Steward 1.0, M. Kneeland 1.0, K. Murray 1.0, S. James 1.0, M. Liufau 1.0, **TM** 28.0, **OPP** 25.0

FUM/LOST: D. Prescott 5/1, G. Pickens 4/0, J. Ferguson 3/2, J. Williams 2/2, M. Sanders 1/1, K. Turpin 1/1, J. Milton 1/1, J. Blue 1/0, J. Cropper 1/0, **TM** 19/8, **OPP** 11/5

RUSHING	NO.	YDS	AVG	LONG	TD
J. Williams	239	1,147	4.8	66	10
D. Prescott	47	154	3.3	14	2
M. Davis	32	147	4.6	43t	2
M. Sanders	20	117	5.9	49	1
K. Turpin	16	82	5.1	25	0
J. Blue	22	65	3.0	14	0
H. Luepke	7	29	4.1	8	0
R. Flournoy	4	25	6.3	12	0
J. Milton	1	7	7.0	7	0
B. Aubrey	1	6	6.0	6	0
C. Lamb	1	2	2.0	2	0
J. Ferguson	1	1	1.0	1	0
TEAM	**391**	**1,782**	**4.6**	**66**	**15**
OPPONENTS	**404**	**1,834**	**4.5**	**40t**	**21**

RECEIVING	NO.	YDS	AVG	LONG	TD
G. Pickens	88	1,342	15.3	45	9
C. Lamb	69	1,027	14.9	74t	3
J. Ferguson	80	589	7.4	26t	7
R. Flournoy	35	407	11.6	46	4
J. Williams	35	137	3.9	14	2
K. Turpin	25	310	12.4	48	1
J. Tolbert	14	172	12.3	35t	1
L. Schoonmaker	11	105	9.5	29	0
H. Luepke	11	91	8.3	15	1
M. Sanders	8	30	3.8	9	0
B. Spann-Ford	6	29	4.8	9	1
J. Mingo	1	25	25.0	25	0
M. Davis	2	16	8.0	10	0
J. Blue	1	5	5.0	5	0
TEAM	**386**	**4,285**	**11.1**	**74t**	**29**
OPPONENTS	**343**	**4,097**	**11.9**	**65t**	**33**

INTERCEPTIONS	NO.	YDS	AVG	LONG	TD
D. Wilson	2	21	10.5	21	0
D. Bland	1	68	68.0	68t	1
M. Bell	1	24	24.0	24	0
T. Bridges	1	7	7.0	7	0
Q. Williams	1	0	0.0	0	0
TEAM	**6**	**120**	**20.0**	**68t**	**1**
OPPONENTS	**11**	**73**	**6.6**	**36**	**0**

PUNTING	NO.	YDS	AVG	NET	TB	IN	LG	B
B. Anger	38	1,831	48.2	42.4	0	14	62	0
TEAM	**38**	**1,831**	**48.2**	**42.4**	**0**	**14**	**62**	**0**
OPPONENTS	**45**	**2,143**	**47.6**	**43.5**	**3**	**19**	**65**	**1**

PUNT RETURNS	RET	FC	YDS	AVG	LONG	TD
K. Turpin	10	9	55	5.5	19	0
J. Cropper	3	3	27	9.0	10	0
J. Tolbert	0	1	0	0.0	0	0
TEAM	**13**	**13**	**82**	**6.3**	**19**	**0**
OPPONENTS	**23**	**13**	**219**	**9.5**	**21**	**0**

KICKOFF RETURNS	NO.	YDS	AVG	LONG	TD
K. Turpin	57	1,484	26.0	45	0
J. Tolbert	5	105	21.0	30	0
J. Blue	3	72	24.0	32	0
M. Sanders	3	68	22.7	24	0
J. Cropper	2	38	19.0	21	0
TEAM	**70**	**1,767**	**25.2**	**45**	**0**
OPPONENTS	**72**	**1,840**	**25.6**	**46**	**0**

FIELD GOALS	1-19	20-29	30-39	40-49	50+
B. Aubrey	0/0	9/9	5/5	9/9	9/13
TEAM	**0/0**	**9/9**	**5/5**	**9/9**	**9/13**
OPPONENTS	**0/0**	**3/3**	**12/12**	**6/6**	**4/6**

B. Aubrey: (41, 53) (51, 44, 64, 46) (53, 33) (22) (35) (23, 28) (47, 61, 29) (24) (68WL, 26) (50) (51WL, 42) (49, 36, 26) (57, 42, 55, 63, 29) (51WR, 37, 26, 41, 59WR, 41) (33)

OPP: (58) (38, 33, 33) (30) (53, 34) (25, 48) (31, 55, 33) () (42) (48, 34) (35, 45, 38) (56WR) () (38, 47, 52B, 46) (29, 53) (37, 27)

PASSING	ATT	CMP	YDS	CMP%	YDS/ATT	TD	TD%	INT	INT%	LONG	SACK/LOST	RATING
D. Prescott	552	378	4,175	68.5	7.6	28	5.1	10	1.8	74t	25/170	100.0
J. Milton	11	8	110	72.7	10.0	1	9.1	1	9.1	35t	0/0	96.8
TEAM	**563**	**386**	**4,285**	**68.6**	**7.6**	**29**	**5.2**	**11**	**2.0**	**74t**	**25.0/170**	**100.0**
OPPONENTS	**500**	**344**	**4,093**	**68.8**	**8.2**	**33**	**6.6**	**6**	**1.2**	**65t**	**29.0/226**	**110.5**

2025 DALLAS COWBOYS DEFENSIVE STATISTICS

RNK	PLAYER	TKL	AST	TOTAL	SACKS/YDS	TFL/YDS	QBPR	FR	FF	INT/YDS	PD
1.	Murray, Kenneth	38	43	81	1.0/-1	3/-8	7	1			2
2.	Bland, DaRon	46	28	74		3/-8	2			1/68	6
3.	Wilson, Donovan	39	29	68		2/-3	4		1	2/21	5
4.	James, Shemar	34	32	66	1.0/-4	1/-1	4		1		
5.	Hooker, Malik	27	21	48		2/-4					1
6.	Steward, Reddy	32	15	47	1.0/-7	4/-12	3		1		2
7.	Ezeiruaku, Donovan	19	23	42	2.0/-15	7/-25	39		1		
8.	Sanborn, Jack	17	21	38		1/-1	1				1
9.	Odighizuwa, Osa	12	26	38	3.0/-35	3/-7	41				
10.	Overshown, DeMarvion	17	18	35		1/-4	1				
11.	Clark, Kenny	16	18	34	3.0/-24	4/-9	39				
12.	Bell, Markquese	17	15	32		1/-4	1		1	1/24	3
13.	Elam, Kaiir	19	12	31			1				1
14.	Revel, Shavon	20	10	30		1/-1					2
15.	Williams, Sam	18	12	30	1.0/-9	4/-7	24	1	1		1
16.	Clowney, Jadeveon	14	16	30	4.0/-25	1/-4	24	1			3
17.	Thomas, Solomon	10	19	29		2/-5	11				1
18.	Diggs, Trevon	17	9	26		1/-3	2				
19.	Thomas, Juanyeh	13	8	21							
20.	Wilson, Logan	12	9	21							
21.	Liufau, Marist	9	10	19	1.0/-5		4		1		
22.	Bridges, Trikweze	13	3	16						1/7	3
23.	Houston, James	8	8	16	5.5/-46	1/-4	13	1	1		
24.	Kneeland, Marshawn	5	11	16	1.0/-8	2/-12	6				
25.	Fowler, Dante	8	6	14	3.0/-21	1/-2	36				3
	Williams, Quinnen	8	6	14	1.5/-12	1/-1	27			1/0	1
27.	Carson, Caelen	8	4	12							2
28.	Clark, Damone	4	7	11							
29.	Clark, Alijah	6	4	10					1		
30.	Smith, Mazi	1	3	4			2				
	Toia, Jay	1	3	4			1				
32.	Winfrey, Perrion	0	2	2							

Ast=Assist, TFL=Tackle for a Loss, QBPR=Pressures, Int=Interception, FR=Fumble Recovery, FF=Forced Fumble, PD=Pass Defense

2025 COWBOYS SPECIAL TEAMS

RNK	PLAYER	S	A	TOT	FF	FR	BL
1.	Spann-Ford, Brevyn	9	10	19			
2.	Goodwin, C.J.	8	7	15			
3.	Luepke, Hunter	4	8	12			
4.	Liufau, Marist	6	5	11			
5.	James, Shemar	4	7	11			
6.	Houston, James	4	5	9			
7.	Clark, Alijah	3	6	9	1		
8.	Steward, Reddy	3	4	7			
9.	Davis, Malik	2	5	7			
10.	Bell, Markquese	1	6	7			
11.	Thomas, Juanyeh	2	4	6			1
12.	Clark, Damone	3	1	4			
13.	Flournoy, Ryan	2	1	3			
14.	Schoonmaker, Luke	2	0	2			
15.	Bridges, Trikweze	1	1	2			
16.	Childress, Zion	0	2	2			
17.	Aubrey, Brandon	1	0	1			
	Brooks, Jalen	1	0	1			
	Sieg, Trent	1	0	1		1	
20.	Ballentine, Corey	0	1	1			
	Campbell, Parris	0	1	1			
	Fant, Princeton	0	1	1			
	Rochell, Robert	0	1	1			
24.	Williams, Sam	0	0	0			2

DEFENSIVE STATS BY RANK

PRESSURES		SACKS		TACKLES FOR LOSS		INTERCEPTIONS	
PLAYER	NO	PLAYER	NO	PLAYER	NO	PLAYER	NO
1. O. Odighizuwa	41	1. J. Houston	5.5	1. D. Ezeiruaku	7	1. D. Wilson	2
2. K. Clark	39	2. J. Clowney	4.0	2. K. Clark	4	2. M. Bell	1
D. Ezeiruaku	39	3. K. Clark	3.0	R. Steward	4	D. Bland	1
4. D. Fowler	36	D. Fowler	3.0	S. Williams	4	T. Bridges	1
5. Q. Williams	27	O. Odighizuwa	3.0	5. D. Bland	3	Q. Williams	1

FORCED FUMBLES		FUMBLE RECOVERIES		PASSES DEFENSED	
PLAYER	NO	PLAYER	NO	PLAYER	NO
1. M. Bell	1	1. J. Clowney	1	1. D. Bland	6
D. Ezeiruaku	1	J. Houston	1	2. D. Wilson	5
J. Houston	1	K. Murray	1	3. M. Bell	3
S. James	1	S. Williams	1	T. Bridges	3
M. Liufau	1			J. Clowney	3

GAME-BY-GAME PLAYER PARTICIPATION

	AT PHI	NYG	AT CHI	GB	AT NYJ	AT CAR	WAS	AT DEN	ARI	AT LV	PHI	KC	AT DET	MIN	LAC						
PLAYERS	**9/4**	**9/14**	**9/21**	**9/28**	**10/5**	**10/12**	**10/19**	**10/26**	**11/3**	**11/17**	**11/23**	**11/27**	**12/4**	**12/14**	**12/21**	**12/25**	**1/4**	**GP**	**GS**	**DNP**	**I**
Hakeem Adeniji	D	D	P	P	LG	P	P	P	D	D	D	P	P	P	P	-	-	10	1	0	5
Bryan Anger	P	P	P	P	P	P	P	P	P	P	P	P	P	P	P	-	-	15	0	0	0
Brandon Aubrey	P	P	P	P	P	P	P	P	P	P	P	P	P	P	P	-	-	15	0	0	0
Justin Barron	PS	PS	PS	PS	PS	PS	PS	PS	PS	PS	PS	PS	PS	PS	PS	-	-	0	0	0	0
T.J. Bass	P	P	P	RG	RG	RG	P	P	P	P	P	P	P	P	LG	-	-	15	4	0	0
Cooper Beebe	C	C	IR	IR	IR	IR	IR	DFR	C	C	C	C	C	C	C	-	-	9	9	0	0
Markquese Bell	P	P	P	P	P	P	S	S	S	P	P	P	P	P	P	-	-	15	3	0	0
DaRon Bland	CB	I	I	CB	CB	CB	CB	NCB	CB	CB	CB	CB	CB	CB	IR	-	-	12	12	0	2
Jaydon Blue	D	D	D	D	P	P	P	P	D	D	D	D	D	D	D	-	-	4	0	0	11
Tyler Booker	RG	RG	RG	I	I	I	RG	RG	RG	RG	RG	RG	RG	RG	RG	-	-	12	12	0	3
Trikweze Bridges	^	P	P	P	P	P	P	CB	P	D	P	P	P	P	P	-	-	13	1	0	1
Jalen Brooks	PS	PS	PS	PS	P	PS	PS	A	^	^	^	^	^	^	^	-	-	1	0	0	0
Earnest Brown	PS	PS	PS	PS	PS	PS	PS	PS	PS	PS	PS	PS	PS	PS	PS	-	-	0	0	0	0
Josh Butler	R/PUP	R/PUP	R/PUP	R/PUP	R/PUP	R/PUP	R/PUP	R/PUP	R/PUP	R/PUP	R/PUP	R/PUP	R/PUP	R/PUP	DFR	-	-	0	0	0	0
Parris Campbell	^	^	^	^	PS	P	PS	PS	PS	PS	PS	PS	PS	PS	PS	-	-	1	0	0	0
Caelen Carson	IR	IR	IR	IR	DFR	DFR	P	P	P	CB	CB	I	P	P	I	-	-	7	2	0	2
Zion Childress	PS	P	P	^	^	^	^	PS	P	PS	PS	PS	PS	PS	PS	-	-	3	0	0	0
Geron Christian	PS	PS	PS	PS	PS	PS	PS	PS	PS	^	^	^	^	^	^	-	-	0	0	0	0
Alijah Clark	PS	PS	PS	PS	P	P	P	S	I	P	P	P	P	P	P	-	-	10	1	0	1
Damone Clark	LB	P	LB	D	P	P	P	P	P	D	^	^	^	^	^	-	-	8	2	0	2
Kenny Clark	DT	DT	DT	DT	DT	DT	DT	DT	DT	DT	DT	DT	DT	DT	DT	-	-	15	15	0	0
Jadeveon Clowney	^	^	D	P	P	P	P	P	DE	DE	DE	P	I	DE	DE	-	-	11	5	0	2
Ajani Cornelius	D	D	D	D	P	I	I	I	I	^	IR	IR	IR	IR	IR	-	-	1	0	0	8
Jalen Cropper	PS	PS	PS	P	P	P	PS	PS	PS	PS	PS	PS	PS	PS	PS	-	-	3	0	0	0
Malik Davis	PS	PS	PS	PS	PS	PS	P	P	P	P	P	P	P	P	P	-	-	9	0	0	0
Trevon Diggs	P	CB	CB	P	CB	CB	I	IR	IR	IR	IR	IR	DFR	DFR	CB	-	-	7	5	0	1
Kaiir Elam	CB	CB	CB	CB	P	P	CB	CB	CB	P	^	^	^	^	^	-	-	10	7	0	0
Donovan Ezeiruaku	P	P	P	P	P	P	P	P	DE	DE	DE	DE	DE	DE	DE	-	-	15	7	0	0
Rivaldo Fairweather	PS	PS	PS	PS	PS	PS	PS	PS	PS	PS	PS	PS	PS	PS	PS	-	-	0	0	0	0
Princeton Fant	PS	PS	PS	PS	PS	PS	PS	PS	P	PS	PS	PS	PS	PS	PS	-	-	1	0	0	0
Jake Ferguson	TE	TE	P	TE	TE	P	TE	P	TE	TE	P	P	P	P	TE	-	-	15	8	0	0
Ryan Flournoy	P	P	P	P	WR	P	P	P	P	WR	P	P	P	P	WR	-	-	15	3	0	0
Dante Fowler	DE	DE	DE	DE	DE	DE	DE	DE	P	P	P	DE	DE	P	P	-	-	15	10	0	0
Wesley French	^	^	PS	PS	PS	PS	PS	PS	PS	PS	^	^	^	^	^	-	-	0	0	0	0
C.J. Goodwin	P	P	P	P	P	P	P	P	P	P	P	P	P	P	P	-	-	15	0	0	0
Will Grier	PS	PS	PS	PS	PS	PS	PS	PS	PS	PS	PS	PS	PS	PS	PS	-	-	0	0	0	0
Tyler Guyton	LT	LT	LT	LT	I	LT	LT	LT	LT	LT	LT	I	I	I	I	-	-	10	10	0	5
Brock Hoffman	P	P	C	C	C	C	C	C	P	P	P	P	P	P	P	-	-	15	6	0	0
Traeshon Holden	PS	PS	PS	PS	PS	PS	PS	PS	PS	PS	PS	PS	PS	PS	PS	-	-	0	0	0	0
Malik Hooker	S	S	S	S	IR	IR	IR	IR	IR	S	S	S	S	S	S	-	-	10	10	0	0
James Houston	P	P	P	P	P	P	P	P	P	P	P	P	P	P	P	-	-	15	0	0	0
Shemar James	D	D	D	P	P	LB	LB	LB	LB	P	P	P	P	P	P	-	-	12	4	0	3
Marcellus Johnson	^	^	^	^	^	^	^	^	^	PS	PS	PS	PS	PS	PS	-	-	0	0	0	0
Rob Jones	IR	IR	IR	IR	IR	IR	IR	IR	IR	IR	IR	IR	IR	IR	IR	-	-	0	0	0	0
Trevor Keegan	D	D	D	DNP	P	P	I	IR	IR	IR	IR	IR	IR	IR	IR	-	-	2	0	1	4
Marshawn Kneeland	P	P	P	DE	I	DE	I	DE	P	^	^	^	^	^	^	-	-	7	3	0	2
CeeDee Lamb	WR	WR	WR	I	I	I	WR	WR	WR	P	WR	WR	WR	WR	WR	-	-	12	11	0	3
Isaiah Land	PS	PS	PS	PS	PS	PS	PS	PS	PS	PS	PS	PS	P	PS	PS	-	-	1	0	0	0
Marist Liufau	P	P	P	LB	LB	LB	LB	P	P	P	P	P	P	LB	P	-	-	15	5	0	0
Hunter Luepke	P	P	FB	P	P	P	P	P	P	P	FB	FB	FB	P	P	-	-	15	4	0	0
Phil Mafah	IR	IR	IR	IR	IR	IR	IR	IR	IR	IR	IR	IR	IR	IR	DFR	-	-	0	0	0	0
Christian Matthew	IR	^	^	^	^	^	^	^	^	^	^	^	^	^	^	-	-	0	0	0	0
Joe Milton	DNP	DNP	P	DNP	DNP	DNP	DNP	P	DNP	DNP	DNP	DNP	DNP	DNP	P	-	-	3	0	12	0
Jonathan Mingo	IR	IR	IR	IR	DFR	DFR	DFR	D	D	D	P	D	P	P	P	-	-	4	0	0	4
Kenneth Murray	LB	LB	LB	LB	LB	LB	LB	LB	LB	LB	LB	LB	LB	P	LB	-	-	15	14	0	0
Adedayo Odeleye	^	PS	PS	PS	PS	PS	PS	PS	PS	PS	PS	PS	PS	PS	PS	-	-	0	0	0	0
Osa Odighizuwa	DT	DT	DT	DT	DT	DT	DT	DT	DT	DT	DT	P	DT	P	DT	-	-	15	13	0	0
DeMarvion Overshown	R/PUP	R/PUP	R/PUP	R/PUP	R/PUP	R/PUP	R/PUP	DFR	DFR	LB	LB	LB	P	LB	LB	-	-	6	5	0	0
George Pickens	WR	WR	WR	WR	WR	WR	WR	WR	WR	P	WR	P	WR	WR	WR	-	-	15	13	0	0
Dak Prescott	QB	QB	QB	QB	QB	QB	QB	QB	QB	QB	QB	QB	QB	QB	QB	-	-	15	15	0	0
Shavon Revel	R/NFI	R/NFI	R/NFI	R/NFI	R/NFI	R/NFI	R/NFI	DFR	DFR	P	P	CB	CB	CB	CB	-	-	6	4	0	0
Robert Rochell	PS	P	P	PS	PS	PS	PS	PS	PS	PS	PS	^	^	^	^	-	-	2	0	0	0
Jack Sanborn	LB	LB	LB	LB	LB	I	P	I	^	IR	IR	IR	IR	IR	IR	-	-	6	5	0	2
Miles Sanders	P	P	P	P	I	IR	IR	IR	IR	IR	IR	IR	IR	IR	IR	-	-	4	0	0	1
Luke Schoonmaker	P	P	TE	P	P	TE	P	TE	P	TE	P	TE	TE	TE	P	-	-	15	7	0	0
Trent Sieg	P	P	P	P	P	P	P	P	P	P	P	P	P	P	P	-	-	15	0	0	0
Mazi Smith	N	N	P	P	P	N	P	P	N	^	^	^	^	^	^	-	-	5	0	0	4
Tyler Smith	LG	LG	LG	LG	DNP	LG	LG	LG	LG	LG	LG	LG	LG	LG	LT	-	-	14	14	1	0
Brevyn Spann-Ford	P	P	P	P	P	TE	P	TE	TE	P	TE	P	P	TE	P	-	-	15	5	0	0
Terence Steele	RT	RT	RT	RT	RT	RT	RT	RT	RT	RT	RT	RT	RT	RT	RT	-	-	15	15	0	0
Reddy Steward	P	NCB	P	P	P	P	P	P	P	P	P	NCB	NCB	P	P	-	-	15	3	0	0
Juanyeh Thomas	P	P	P	P	S	S	I	I	S	R/NFIL	R/NFIL	R/NFIL	R/NFIL	R/NFIL	R/NFIL	-	-	7	3	0	2
Nate Thomas	P	P	P	P	LT	P	P	P	P	P	P	LT	LT	LT	P	-	-	15	4	0	0
Solomon Thomas	P	P	P	P	P	P	P	P	DT	I	P	P	P	P	DT	-	-	14	2	0	1
Jay Toia	P	P	D	D	D	P	D	D	P	P	D	D	D	D	D	-	-	5	0	0	10
Jalen Tolbert	WR	WR	P	WR	WR	WR	P	P	P	WR	D	WR	D	D	D	-	-	11	7	0	4
Payton Turner	IR	IR	IR	IR	IR	IR	IR	IR	IR	IR	IR	IR	IR	IR	DFR	-	-	0	0	0	0
KaVontae Turpin	P	P	P	WR	I	I	WR	P	P	P	P	P	P	P	P	-	-	13	2	0	2
Javonte Williams	RB	RB	RB	RB	RB	RB	RB	RB	RB	RB	RB	RB	RB	RB	RB	-	-	15	15	0	0
Quinnen Williams	^	^	^	^	^	^	^	^	^	DT	DT	DT	DT	DT	I	-	-	5	5	0	1
Sam Williams	DE	DE	DE	P	DE	P	DE	P	P	P	P	P	P	P	P	-	-	15	5	0	0
Donovan Wilson	S	S	S	S	S	S	S	I	I	S	S	S	S	S	S	-	-	13	13	0	2
Logan Wilson	^	^	^	^	^	^	^	^	^	P	P	P	P	LB	P	-	-	6	1	0	0
Perrion Winfrey	I	IR	IR	IR	IR	IR	IR	IR	DFR	DFR	D	D	D	D	P	-	-	1	0	0	5
Julius Wood	^	^	^	^	^	PS	PS	PS	PS	PS	PS	PS	PS	PS	PS	-	-	0	0	0	0

LEGEND:

Position abbreviation indicated start, P=Played, D=Inactive, DNP=Did Not Play, N=On Inactive List, I=Inactive/Injured, IR=Reserve/Injured, DFR=Reserve/Designated for Return, PS=Practice Squad, A=Not on Roster, R/PUP=Reserve/PUP, R/NFI=Reserve/Non-Football Injury, R/NFIL=Reserve/Non-Football Illness, ^=With Other Team

2025 TEAM STATS

COWBOYS

		FIRST DOWNS				TOTAL OFF.			RUSHING			----------PASSING----------					INT BY DAL.			PUNTS	PUNT RETURNS				KO RETURNS			PEN.	FUM.	----------SCORING----------							
		T	R	Pa	Pe	YDS	PLYS	AVG	YDS	ATT	AVG	YDS	SK/YD	ATT	COM	I	NO	YDS	TD	NO-AVG	NO	YDS	FC	TD	NO	YDS	TD	NO-YDS	NO/LT	TD	TDr	TDp	TDrt	PAT	2-PT	FG	T.O.P.
9/4	@ Philadelphia	22	7	9	6	307	56	5.5	119	22	5.4	188	0 / 0	34	21	0	0	0	0	2 - 43.5	0	0	1	0	5	101	0	4 - 42	1/1	2	2	0	0	2/2	0/0	2/2	25:08
9/14	N.Y. GIANTS	32	8	18	6	478	83	5.8	135	28	4.8	343	3 / 18	52	38	1	1	0	0	4 - 47.8	1	2	2	0	9	209	0	12 - 106	1/0	4	2	2	0	4/4	0/0	4/4	37:21
9/21	@ Chicago	23	6	14	3	396	67	5.9	121	20	6.1	275	2 / 17	45	34	3	0	0	0	2 - 51.0	2	28	0	0	4	93	0	4 - 25	2/2	1	0	1	0	0/0	1/1	2/2	32:58
9/28	GREEN BAY	26	8	17	1	436	67	6.5	117	26	4.5	319	1 / 0	40	31	0	0	0	0	4 - 47.5	0	0	1	0	6	175	0	11 - 95	0/0	5	2	3	0	5/5	0/0	1/1	34:27
10/5	@ N.Y. Jets	22	9	12	1	416	59	7.1	180	29	6.2	236	1 / 1	29	18	0	0	0	0	5 - 45.6	1	8	3	0	1	32	0	11 - 91	0/0	5	1	4	0	4/5	0/0	1/1	25:24
10/12	@ Carolina	15	1	12	2	292	53	5.5	31	19	1.6	261	0 / 0	34	25	0	1	21	0	3 - 47.7	2	19	0	0	4	78	0	6 - 37	2/0	3	0	3	0	3/3	0/0	2/2	27:58
10/19	WASHINGTON	21	7	11	3	409	62	6.6	152	31	4.9	257	1 / 7	30	21	0	1	68	1	3 - 42.7	2	4	0	0	3	80	0	10 - 79	1/0	5	1	3	1	5/5	0/0	3/3	31:21
10/26	@ Denver	24	8	12	4	339	68	5.0	108	31	3.5	231	2 / 15	35	22	2	1	7	0	5 - 45.2	0	0	0	0	3	86	0	9 - 80	1/0	3	2	1	0	3/3	0/0	1/1	33:32
11/3	ARIZONA	22	8	14	0	333	65	5.1	123	21	5.9	210	5 / 40	39	24	1	0	0	0	1 - 41.0	1	6	1	0	6	151	0	6 - 55	4/2	2	0	1	1	2/2	0/0	1/2	26:40
11/17	@ Las Vegas	24	7	16	1	381	65	5.9	114	31	3.7	267	1 / 1	33	25	0	1	24	0	2 - 46.5	1	14	0	0	4	111	0	6 - 50	1/1	4	0	4	0	4/4	0/0	1/1	33:36
11/23	PHILADELPHIA	25	6	16	3	473	68	7.0	125	31	4.0	348	1 / 6	36	23	1	0	0	0	**3** - 56.0	1	1	3	0	3	85	0	8 - 69	2/1	3	1	2	0	3/3	0/0	1/2	29:02
11/27	KANSAS CITY	23	3	15	5	457	65	7.0	137	26	5.3	320	0 / 0	39	27	1	0	0	0	1 - 62.0	0	0	1	0	5	118	0	7 - 50	1/0	3	1	2	0	2/2	1/1	3/3	30:54
12/4	@ Detroit	25	7	17	1	417	76	5.5	91	24	3.8	326	5 / 50	47	31	2	0	0	0	1 - 62.0	1	0	1	0	7	176	0	7 - 76	3/1	2	1	1	0	1/1	1/1	5/5	31:23
12/14	MINNESOTA	25	12	12	1	423	69	6.1	138	29	4.8	285	2 / 9	38	23	0	1	0	0	1 - 42.0	0	0	0	0	4	124	0	7 - 58	0/0	2	2	0	0	2/2	0/0	4/6	32:36
12/21	LA CHARGERS	18	4	13	1	349	56	6.2	91	23	4.0	249	1 / 6	32	23	0	0	0	0	1 - 42.0	0	0	1	0	6	148	0	5 - 40	1/1	2	0	2	0	2/2	0/0	1/1	25:33
12/25	@ Washington																																					
TBD	@ N.Y. Giants																																					
	2025 Totals	347	101	208	38	5906	979	6.0	1782	391	4.6	4115	25 / 170	563	386	11	6	120	1	38 - 48.5	12	82	14	0	70	1767	0	113 - 953	15/8	46	15	29	2	42/43	3/3	32/36	29:52

3rd DOWN EFFICIENCY						
9/4 @ Philadelphia	7/11	63.6%	10/12 @ Carolina	5/12	41.7%	11/17 @ Las Vegas 4/10 40.0%
9/14 N.Y. GIANTs	6/14	42.9%	10/19 WASHINGTON	6/12	50.0%	11/23 PHILADELPHIA 5/12 41.7%
9/21 @ Chicago	3/11	27.3%	10/26 @ Denver	4/11	36.4%	11/27 KANSAS CITY 9/16 56.3%
9/28 GREEN BAY	4/11	36.4%	11/3 ARIZONA	5/12	41.7%	12/4 @ Detroit 6/15 40.0%
10/5 @ N.Y. Jets	6/13	46.2%				

12/14 MINNESOTA	2/12	16.7%	
12/21 LA CHARGERS	4/9	44.4%	
12/25 @ Washington			
TBD @ N.Y. Giants			

SEASON TOTAL	
76 / 181	42.0%

OPPONENTS

		FIRST DOWNS				TOTAL OFF.			RUSHING			----------PASSING----------					INT BY OPP			PUNTS	PUNT RETURNS				KO RETURNS			PEN.	FUM.	----------SCORING----------							
		T	R	Pa	Pe	YDS	PLYS	AVG	YDS	ATT	AVG	YDS	SK/YD	ATT	COM	I	NO	YDS	TD	NO-AVG	NO	YDS	FC	TD	NO	YDS	TD	NO-YDS	NO/LT	TD	TDr	TDp	TDrt	PAT	2-PT	FG	T.O.P.
9/4	@ Philadelphia	20	14	6	0	302	62	4.9	158	38	4.2	144	1 / 8	23	19	0	0	0	0	3 - 48.7	0	0	2	0	2	32	0	9 - 110	0/0	3	3	0	0	3/3	0/0	1/1	34:52
9/14	N.Y. GIANTS	22	6	15	1	506	65	7.8	84	21	4.0	422	3 / 28	41	30	1	1	0	0	3 - 45.0	3	38	1	0	6	161	0	14 - 160	1/0	4	1	3	0	4/4	0/0	3/3	32:39
9/21	@ Chicago	19	7	11	1	385	57	6.8	87	29	3.0	298	0 / 0	28	19	0	3	0	0	4 - 44.0	2	31	0	0	2	41	0	6 - 41	0/0	4	0	4	0	4/4	0/0	1/1	27:02
9/28	GREEN BAY	32	11	16	5	489	79	6.2	164	35	4.7	325	1 / 12	43	31	0	0	0	0	2 - 41.5	3	16	1	0	3	84	0	7 - 53	1/1	5	2	3	0	4/5	0/0	2/2	35:33
10/5	@ N.Y. Jets	25	9	14	2	378	73	5.2	144	22	6.5	234	5 / 49	46	32	0	0	0	0	4 - 44.0	4	41	0	0	6	155	0	10 - 61	1/1	2	0	2	0	0/0	2/2	2/2	34:36
10/12	@ Carolina	27	14	11	2	410	64	6.4	216	38	5.7	194	1 / 5	25	17	1	0	0	0	2 - 49.0	1	0	0	0	2	40	0	6 - 57	2/0	3	0	3	0	3/3	0/0	3/3	32:02
10/19	WASHINGTON	18	8	8	2	341	64	5.3	136	28	4.9	204	4 / 14	32	16	1	0	0	0	5 - 57.2	1	8	2	0	8	209	0	11 - 118	1/1	3	2	1	0	2/2	0/1	0/0	28:39
10/26	@ Denver	25	8	15	2	426	57	7.5	179	28	6.4	247	0 / 0	29	19	1	2	36	0	2 - 40.0	2	26	3	0	4	119	0	7 - 42	0/0	6	2	4	0	5/5	0/1	1/1	26:28
11/3	ARIZONA	23	8	14	1	340	65	5.2	119	29	4.1	221	5 / 40	31	21	0	1	0	0	3 - 29.0	1	5	0	0	4	102	0	2 - 10	1/0	3	1	2	0	3/3	0/0	2/2	33:20
11/17	@ Las Vegas	17	4	12	1	236	58	4.1	27	12	2.3	209	4 / 29	42	27	1	0	0	0	3 - 53.3	2	4	0	0	6	136	0	6 - 40	0/0	1	0	1	0	1/1	0/0	3/3	26:24
11/23	PHILADELPHIA	19	4	14	1	339	58	5.8	63	18	3.5	276	1 / 13	39	27	0	1	0	0	5 - 50.0	2	19	1	0	4	106	0	14 - 96	2/2	3	2	1	0	3/3	0/0	0/1	30:58
11/27	KANSAS CITY	19	7	12	0	362	60	6.0	119	23	5.2	243	3 / 18	34	23	0	1	14	0	5 - 43.0	1	10	0	0	7	174	0	10 - 119	1/0	4	0	4	0	4/4	0/0	0/0	29:06
12/4	@ Detroit	20	8	10	2	408	57	7.2	109	22	5.0	299	1 / 10	34	25	0	2	23	0	2 - 42.0	1	21	0	0	8	261	0	8 - 50	0/0	5	4	1	0	5/5	0/0	3/4	28:37
12/14	MINNESOTA	21	7	11	3	327	52	6.3	77	28	2.8	250	0 / 0	24	15	1	0	0	0	2 - 56.0	0	0	1	0	6	143	0	3 - 17	0/0	4	2	2	0	4/4	0/0	2/2	27:24
12/21	LA CHARGERS	24	9	15	0	452	62	7.3	152	33	4.6	300	0 / 0	29	23	0	0	0	0	1 - 55.0	0	0	1	0	4	77	0	4 - 34	1/0	4	2	2	0	4/4	0/0	2/2	34:27
12/25	@ Washington																																					
TBD	@ N.Y. Giants																																					
	2025 Totals	331	124	184	23	5701	933	6.1	1834	404	4.5	3866	29 / 226	500	344	6	11	73	0	46 - 46.6	23	219	12	0	72	1840	0	117 - 1008	11/5	54	21	33	0	49/50	2/4	25/27	30:08

3rd DOWN EFFICIENCY						
9/4 @ Philadelphia	8/13	61.5%	10/12 @ Carolina	3/8	37.5%	11/17 @ Las Vegas 3/12 25.0%
9/14 N.Y. GIANTs	6/14	42.9%	10/19 WASHINGTON	7/16	43.8%	11/23 PHILADELPHIA 5/12 41.7%
9/21 @ Chicago	8/14	57.1%	10/26 @ Denver	5/8	62.5%	11/27 KANSAS CITY 5/13 38.5%
9/28 GREEN BAY	10/14	71.4%	11/3 ARIZONA	7/13	53.8%	12/4 @ Detroit 3/8 37.5%
10/5 @ N.Y. Jets	7/16	43.8%				

12/14 MINNESOTA	2/9	22.2%	
12/21 LA CHARGERS	7/11	63.6%	
12/25 @ Washington			
TBD @ N.Y. Giants			

SEASON TOTAL	
88 / 181	48.6%

TEAM GAME-BY-GAME SCORING

			COWBOYS						OPPONENTS						POINT	OVERALL
DATE	OPPONENT	W/L/T	1ST	2ND	3RD	4TH	OT	TOTAL	1ST	2ND	3RD	4TH	OT	TOTAL	DIFF	RECORD
9/4	at Philadelphia	L	7	13	0	0	--	20	7	14	3	0	--	24	-4	0-1
9/14	N.Y. Giants	W	0	10	7	20	3	40	6	7	3	21	0	37	+3	1-1
9/21	at Chicago	L	3	11	0	0	--	14	14	10	7	0	--	31	-17	1-2
9/28	Green Bay	T	0	16	7	14	3	40	7	6	7	17	3	40	0	1-2-1
10/5	at N.Y. Jets	W	3	20	7	7	--	37	3	0	3	16	--	22	+15	2-2-1
10/12	at Carolina	L	3	14	7	3	--	27	3	10	7	10	--	30	-3	2-3-1
10/19	Washington	W	17	10	14	3	--	44	8	7	7	0	--	22	+22	3-3-1
10/26	at Denver	L	3	7	7	7	--	24	14	13	3	14	--	44	-20	3-4-1
11/3	Arizona	L	0	7	3	7	--	17	3	14	10	0	--	27	-10	3-5-1
11/17	at Las Vegas	W	3	21	7	2	--	33	6	3	0	7	--	16	+17	4-5-1
11/23	Philadelphia	W	0	7	7	10	--	24	14	7	0	0	--	21	+3	5-5-1
11/27	Kansas City	W	7	10	3	11	--	31	14	0	0	14	--	28	+3	6-5-1
12/4	at Detroit	L	3	6	10	11	--	30	10	10	7	17	--	44	-14	6-6-1
12/14	Minnesota	L	7	10	6	3	--	26	7	10	7	10	--	34	-8	6-7-1
12/21	L.A. Chargers	L	7	10	0	0	--	17	7	14	3	10	--	34	-17	6-8-1
12/25	at Washington															
1/4	at N.Y. Giants															
	2025 TOTALS	**6-8-1**	**63**	**172**	**85**	**98**	**6**	**424**	**123**	**125**	**67**	**136**	**3**	**454**	**-30**	**6-8-1**
	AVG/GAME		**4.2**	**11.5**	**5.7**	**6.5**	**3.0**	**28.3**	**8.2**	**8.3**	**4.5**	**9.1**	**1.5**	**30.3**	**-2.0**	

INDIVIDUAL GAME-BY-GAME RUSHING

		JAVONTE WILLIAMS					DAK PRESCOTT					MALIK DAVIS					MILES SANDERS				
DATE	OPP.	NO.	YDS	AVG	LG	TD	NO.	YDS	AVG	LG	TD	NO.	YDS	AVG	LG	TD	NO.	YDS	AVG	LG	TD
9/4	at Philadelphia	15	54	3.6	11	2	1	3	3.0	3	0		*PRACTICE SQUAD*				4	53	13.3	49	0
9/14	N.Y. Giants	18	97	5.4	30t	1	3	17	5.7	14	0		*PRACTICE SQUAD*				5	15	3.0	6	1
9/21	at Chicago	10	76	7.6	22	0							*PRACTICE SQUAD*				9	41	4.6	8	0
9/28	Green Bay	20	85	4.3	13	1	1	2	2.0	2t	1		*PRACTICE SQUAD*				2	8	4.0	5	0
10/5	at N.Y. Jets	16	135	8.4	66	1	7	28	4.0	14	0		*PRACTICE SQUAD*					*INACTIVE/INJURED*			
10/12	at Carolina	13	29	2.2	6	0	2	-1	-0.5	--	0		*PRACTICE SQUAD*					*RESERVE/INJURED*			
10/19	Washington	19	116	6.1	33	1	5	7	1.4	7	0							*RESERVE/INJURED*			
10/26	at Denver	13	41	3.2	9	2	6	31	5.2	9	0	2	3	1.5	2	0		*RESERVE/INJURED*			
11/3	Arizona	15	83	5.5	19	0	4	34	8.5	14	0	1	3	3.0	3	0		*RESERVE/INJURED*			
11/17	at Las Vegas	22	93	4.2	16	0	4	-4	-1.0	-1	0	4	20	5.0	9	0		*RESERVE/INJURED*			
11/23	Philadelphia	20	87	4.4	20	0	5	9	1.8	8t	1	3	24	8.0	21	0		*RESERVE/INJURED*			
11/27	Kansas City	17	59	3.5	11	0	3	-2	-0.7	--	0	3	47	15.7	43t	1		*RESERVE/INJURED*			
12/4	at Detroit	17	67	3.9	11	1	3	14	4.7	12	0	3	6	2.0	3	0		*RESERVE/INJURED*			
12/14	Minnesota	15	91	6.1	21	1	1	2	2.0	2	0	8	21	2.6	6	1		*RESERVE/INJURED*			
12/21	L.A. Chargers	9	34	3.8	8	0	2	14	7.0	8	0	8	23	2.9	8	0		*RESERVE/INJURED*			
12/25	at Washington																				
1/4	at N.Y. Giants																				
TOTALS		**239**	**1,147**	**4.8**	**66**	**10**	**47**	**154**	**3.3**	**14**	**2**	**32**	**147**	**4.6**	**43T**	**2**	**20**	**117**	**5.9**	**49**	**1**
CAREER TOTALS		**845**	**3,541**	**4.2**	**66**	**21**	**467**	**2,092**	**4.5**	**42**	**31**	**70**	**308**	**4.4**	**43T**	**3**	**943**	**4,462**	**4.7**	**82T**	**24**

		KAVONTAE TURPIN					JAYDON BLUE					HUNTER LUEPKE					RYAN FLOURNOY				
DATE	OPP.	NO.	YDS	AVG	LG	TD	NO.	YDS	AVG	LG	TD	NO.	YDS	AVG	LG	TD	NO.	YDS	AVG	LG	TD
9/4	at Philadelphia	2	9	4.5	5	0			*INACTIVE*												
9/14	N.Y. Giants	2	6	3.0	7	0			*INACTIVE*												
9/21	at Chicago	1	4	4.0	4	0			*INACTIVE*												
9/28	Green Bay	1	4	4.0	4	0			*INACTIVE*			1	6	6.0	6	0	1	12	12.0	12	0
10/5	at N.Y. Jets		*INACTIVE/INJURED*				4	7	1.8	6	0						2	10	5.0	10	0
10/12	at Carolina		*INACTIVE/INJURED*				3	0	0.0	2	0						1	3	3.0	3	0
10/19	Washington						7	29	4.1	9	0										
10/26	at Denver						8	29	3.6	14	0	1	2	2.0	2	0					
11/3	Arizona	1	3	3.0	3	0			*INACTIVE*												
11/17	at Las Vegas								*INACTIVE*			1	5	5.0	5	0					
11/23	Philadelphia	2	4	2.0	4	0			*INACTIVE*												
11/27	Kansas City	3	33	11.0	25	0			*INACTIVE*												
12/4	at Detroit	1	4	4.0	4	0			*INACTIVE*												
12/14	Minnesota	1	2	2.0	2	0			*INACTIVE*			3	16	5.3	8	0					
12/21	L.A. Chargers	2	13	6.5	9	0			*INACTIVE*			1	0	0.0	--	0					
12/25	at Washington																				
1/4	at N.Y. Giants																				
TOTALS		**16**	**82**	**5.1**	**25**	**0**	**22**	**65**	**3.0**	**14**	**0**	**7**	**29**	**4.1**	**8**	**0**	**4**	**25**	**6.3**	**12**	**0**
CAREER TOTALS		**46**	**301**	**6.5**	**46**	**1**	**22**	**65**	**3.0**	**14**	**0**	**25**	**86**	**3.4**	**10**	**1**	**4**	**25**	**6.3**	**12**	**0**

INDIVIDUAL GAME-BY-GAME RUSHING

		JOE MILTON					BRANDON AUBREY					CEEDEE LAMB					JAKE FERGUSON				
DATE	OPP.	NO.	YDS	AVG	LG	TD	NO.	YDS	AVG	LG	TD	NO.	YDS	AVG	LG	TD	NO.	YDS	AVG	LG	TD
9/4	at Philadelphia		*DID NOT PLAY*																		
9/14	N.Y. Giants		*DID NOT PLAY*																		
9/21	at Chicago																				
9/28	Green Bay		*DID NOT PLAY*										*INACTIVE/INJURED*								
10/5	at N.Y. Jets		*DID NOT PLAY*										*INACTIVE/INJURED*								
10/12	at Carolina		*DID NOT PLAY*										*INACTIVE/INJURED*								
10/19	Washington		*DID NOT PLAY*																		
10/26	at Denver											1	2	2.0	2	0					
11/3	Arizona		*DID NOT PLAY*																		
11/17	at Las Vegas		*DID NOT PLAY*																		
11/23	Philadelphia		*DID NOT PLAY*														1	1	1.0	1	0
11/27	Kansas City		*DID NOT PLAY*																		
12/4	at Detroit		*DID NOT PLAY*																		
12/14	Minnesota		*DID NOT PLAY*				1	6	6.0	6	0										
12/21	L.A. Chargers	1	7	7.0	7	0															
12/25	at Washington																				
1/4	at N.Y. Giants																				
TOTALS		**1**	**7**	**7.0**	**7**	**0**	**1**	**6**	**6.0**	**6**	**0**	**1**	**2**	**2.0**	**2**	**0**	**1**	**1**	**1.0**	**1**	**0**
CAREER TOTALS		**11**	**23**	**2.1**	**9**	**1**	**1**	**6**	**6.0**	**6**	**0**	**58**	**390**	**6.7**	**33**	**3**	**1**	**1**	**1.0**	**1**	**0**

INDIVIDUAL GAME-BY-GAME RECEIVING

		GEORGE PICKENS					CEEDEE LAMB					JAKE FERGUSON					RYAN FLOURNOY				
DATE	OPP.	NO.	YDS	AVG	LG	TD	NO.	YDS	AVG	LG	TD	NO.	YDS	AVG	LG	TD	NO.	YDS	AVG	LG	TD
9/4	at Philadelphia	3	30	10.0	15	0	7	110	15.7	32	0	5	23	4.6	5	0					
9/14	N.Y. Giants	5	68	13.6	27	1	9	112	12.4	33	0	9	78	8.7	19	0					
9/21	at Chicago	5	68	13.6	24	1						13	82	6.3	12	0	2	21	10.5	11	0
9/28	Green Bay	8	134	16.8	28t	2		*INACTIVE/INJURED*				7	40	5.7	11	1	2	14	7.0	11	0
10/5	at N.Y. Jets	2	57	28.5	43t	1		*INACTIVE/INJURED*				7	49	7.0	26t	2	6	114	19.0	46	0
10/12	at Carolina	9	168	18.7	45	1		*INACTIVE/INJURED*				3	33	11.0	19t	1	3	30	10.0	13	0
10/19	Washington	4	82	20.5	44	0	5	110	22.0	74t	1	7	29	4.1	15	2					
10/26	at Denver	7	78	11.1	17	0	7	74	10.6	29	0						1	7	7.0	7	0
11/3	Arizona	6	79	13.2	19	0	7	85	12.1	33	0	5	50	10.0	23	0	2	12	6.0	7	1
11/17	at Las Vegas	9	144	16.0	37t	1	5	66	13.2	23	1	4	16	4.0	7	1	1	2	2.0	2t	1
11/23	Philadelphia	9	146	16.2	43	1	4	75	18.8	48	0	5	60	12.0	19	0					
11/27	Kansas City	6	88	14.7	39	0	7	112	16.0	51	1	5	36	7.2	11	0	3	34	11.3	17	0
12/4	at Detroit	5	37	7.4	11	0	6	121	20.2	37	0	5	58	11.6	19	0	9	115	12.8	42t	1
12/14	Minnesota	3	33	11.0	17	0	6	111	18.5	30	0	2	16	8.0	9	0	4	40	10.0	19	0
12/21	L.A. Chargers	7	130	18.6	38t	1	6	51	8.5	18	0	3	19	6.3	8	0	2	18	9.0	13	1
12/25	at Washington																				
1/4	at N.Y. Giants																				
TOTALS		**88**	**1,342**	**15.3**	**45**	**9**	**69**	**1,027**	**14.9**	**74T**	**3**	**80**	**589**	**7.4**	**26T**	**7**	**35**	**407**	**11.6**	**46**	**4**
CAREER TOTALS		**262**	**4,183**	**16.0**	**86T**	**21**	**565**	**7,366**	**13.0**	**92T**	**41**	**229**	**2,018**	**8.8**	**40**	**14**	**45**	**509**	**11.3**	**46**	**4**

		KAVONTAE TURPIN					JALEN TOLBERT					JAVONTE WILLIAMS					LUKE SCHOONMAKER				
DATE	OPP.	NO.	YDS	AVG	LG	TD	NO.	YDS	AVG	LG	TD	NO.	YDS	AVG	LG	TD	NO.	YDS	AVG	LG	TD
9/4	at Philadelphia	2	18	9.0	16	0	1	0	0.0	--	0	2	10	5.0	7	0					
9/14	N.Y. Giants	4	47	11.8	16	1	2	16	8.0	11	0	6	33	5.5	11	0					
9/21	at Chicago	2	64	32.0	37	0	3	24	8.0	12	0	5	16	3.2	6	0	1	5	5.0	5	0
9/28	Green Bay	3	30	10.0	15	0	4	61	15.3	34	0	3	15	5.0	9	0	2	8	4.0	5	0
10/5	at N.Y. Jets		*INACTIVE/INJURED*									1	4	4.0	4t	1	1	3	3.0	3	0
10/12	at Carolina		*INACTIVE/INJURED*				1	8	8.0	8	0	5	5	1.0	9	0	1	8	8.0	8	0
10/19	Washington	1	17	17.0	17	0	1	16	16.0	16	0	1	2	2.0	2	0					
10/26	at Denver	1	-2	-2.0	-2	0	2	47	23.5	35t	1	1	8	8.0	8	0	2	25	12.5	14	0
11/3	Arizona	2	10	5.0	6	0						1	0	0.0	--	0	1	14	14.0	14	0
11/17	at Las Vegas	1	0	0.0	--	0						1	0	0.0	--	0					
11/23	Philadelphia	1	48	48.0	48	0			*INACTIVE*			2	14	7.0	11	0					
11/27	Kansas City	2	28	14.0	19	0						3	21	7.0	14	1	1	1	1.0	1	0
12/4	at Detroit	2	26	13.0	21	0			*INACTIVE*			2	0	0.0	5	0	1	12	12.0	12	0
12/14	Minnesota	2	10	5.0	9	0			*INACTIVE*								1	29	29.0	29	0
12/21	L.A. Chargers	2	14	7.0	7	0			*INACTIVE*			2	9	4.5	5	0					
12/25	at Washington																				
1/4	at N.Y. Giants																				
TOTALS		**25**	**310**	**12.4**	**48**	**1**	**14**	**172**	**12.3**	**35T**	**1**	**35**	**137**	**3.9**	**14**	**2**	**11**	**105**	**9.5**	**29**	**0**
CAREER TOTALS		**69**	**866**	**12.6**	**64T**	**6**	**87**	**1,062**	**12.2**	**48**	**10**	**193**	**1,103**	**5.7**	**42**	**7**	**46**	**411**	**8.9**	**29**	**3**

		HUNTER LUEPKE					MILES SANDERS					BREVYN SPANN-FORD					JONATHAN MINGO				
DATE	OPP.	NO.	YDS	AVG	LG	TD	NO.	YDS	AVG	LG	TD	NO.	YDS	AVG	LG	TD	NO.	YDS	AVG	LG	TD
9/4	at Philadelphia						1	-3	-3.0	-3	0						*RESERVE/INJURED*				
9/14	N.Y. Giants						2	4	2.0	3	0	1	3	3.0	3	0	*RESERVE/INJURED*				
9/21	at Chicago						3	12	4.0	6	0						*RESERVE/INJURED*				
9/28	Green Bay						2	17	8.5	9	0						*RESERVE/INJURED*				
10/5	at N.Y. Jets	1	10	10.0	10	0		*INACTIVE/INJURED*									*RESERVE/DESIGNATED FOR RETURN*				
10/12	at Carolina	2	7	3.5	4	1		*RESERVE/INJURED*				1	2	2.0	2	0	*RESERVE/DESIGNATED FOR RETURN*				
10/19	Washington	1	3	3.0	3	0		*RESERVE/INJURED*									*RESERVE/DESIGNATED FOR RETURN*				
10/26	at Denver							*RESERVE/INJURED*				1	9	9.0	9	0	*INACTIVE*				
11/3	Arizona							*RESERVE/INJURED*									*INACTIVE*				
11/17	at Las Vegas	3	36	12.0	15	0		*RESERVE/INJURED*				1	4	4.0	4	0	*INACTIVE*				
11/23	Philadelphia	1	7	7.0	7	0		*RESERVE/INJURED*				1	4	4.0	4t	1					
11/27	Kansas City							*RESERVE/INJURED*									*INACTIVE*				
12/4	at Detroit							*RESERVE/INJURED*				1	7	7.0	7	0					
12/14	Minnesota	2	14	7.0	11	0		*RESERVE/INJURED*									1	25	25.0	25	0
12/21	L.A. Chargers	1	14	14.0	14	0		*RESERVE/INJURED*													
12/25	at Washington																				
1/4	at N.Y. Giants																				
TOTALS		**11**	**91**	**8.3**	**15**	**1**	**8**	**30**	**3.8**	**9**	**0**	**6**	**29**	**4.8**	**9**	**1**	**1**	**25**	**25.0**	**25**	**0**
CAREER TOTALS		**26**	**220**	**8.5**	**24**	**1**	**183**	**1,274**	**7.0**	**45**	**4**	**15**	**117**	**7.8**	**18**	**1**	**61**	**610**	**10.0**	**40**	**0**

INDIVIDUAL GAME-BY-GAME RECEIVING

		MALIK DAVIS					JAYDON BLUE				
DATE	OPP.	NO.	YDS	AVG	LG	TD	NO.	YDS	AVG	LG	TD
9/4	at Philadelphia	*PRACTICE SQUAD*					*INACTIVE*				
9/14	N.Y. Giants	*PRACTICE SQUAD*					*INACTIVE*				
9/21	at Chicago	*PRACTICE SQUAD*					*INACTIVE*				
9/28	Green Bay	*PRACTICE SQUAD*					*INACTIVE*				
10/5	at N.Y. Jets	*PRACTICE SQUAD*									
10/12	at Carolina	*PRACTICE SQUAD*									
10/19	Washington						1	5	5.0	5	0
10/26	at Denver										
11/3	Arizona						*INACTIVE*				
11/17	at Las Vegas						*INACTIVE*				
11/23	Philadelphia						*INACTIVE*				
11/27	Kansas City						*INACTIVE*				
12/4	at Detroit						*INACTIVE*				
12/14	Minnesota	2	16	8.0	10	0	*INACTIVE*				
12/21	L.A. Chargers						*INACTIVE*				
12/25	at Washington										
1/4	at N.Y. Giants										
TOTALS		**2**	**16**	**8.0**	**10**	**0**	**1**	**5**	**5.0**	**5**	**0**
CAREER TOTALS		**8**	**79**	**9.9**	**18**	**0**	**1**	**5**	**5.0**	**5**	**0**

INDIVIDUAL GAME-BY-GAME PASSING

		DAK PRESCOTT												JOE MILTON											
DATE	OPP.	ATT	CMP	YDS	CMP%	Y/A	TD	TD%	INT	INT%	LG	SK/YD	RATE	ATT	CMP	YDS	CMP%	Y/A	TD	TD%	INT	INT%	LG	SK/YD	RATE
9/4	at Philadelphia	34	21	188	61.8	5.5	0	0.0	0	0.0	32	0/0	76.6						*DID NOT PLAY*						
9/14	N.Y. Giants	52	38	361	73.1	6.9	2	3.8	1	1.9	33	3/18	96.7						*DID NOT PLAY*						
9/21	at Chicago	40	31	251	77.5	6.3	1	2.5	2	5.0	37	2/17	80.3	5	3	41	60.0	8.2	0	0.0	1	20.0	24	0/0	46.7
9/28	Green Bay	40	31	319	77.5	8.0	3	7.5	0	0.0	34	1/0	124.9						*DID NOT PLAY*						
10/5	at N.Y. Jets	29	18	237	62.1	8.2	4	13.8	0	0.0	46	1/1	127.4						*DID NOT PLAY*						
10/12	at Carolina	34	25	261	73.5	7.7	3	8.8	0	0.0	45	0/0	124.8						*DID NOT PLAY*						
10/19	Washington	30	21	264	70.0	8.8	3	10.0	0	0.0	74t	1/7	130.4						*DID NOT PLAY*						
10/26	at Denver	31	19	188	61.3	6.1	0	0.0	2	6.5	29	2/15	51.5	4	3	58	75.0	14.5	1	25.0	0	0.0	35t	0/0	156.2
11/3	Arizona	39	24	250	61.5	6.4	1	2.6	1	2.6	33	5/40	77.9						*DID NOT PLAY*						
11/17	at Las Vegas	33	25	268	75.8	8.1	4	12.1	0	0.0	37t	1/1	138.6						*DID NOT PLAY*						
11/23	Philadelphia	36	23	354	63.9	9.8	2	5.6	1	2.8	48	1/6	103.2						*DID NOT PLAY*						
11/27	Kansas City	39	27	320	69.2	8.2	2	5.1	1	2.6	51	0/0	100.4						*DID NOT PLAY*						
12/4	at Detroit	47	31	376	66.0	8.0	1	2.1	2	4.3	42t	5/50	79.7						*DID NOT PLAY*						
12/14	Minnesota	38	23	294	60.5	7.7	0	0.0	0	0.0	30	2/9	84.8						*DID NOT PLAY*						
12/21	L.A. Chargers	30	21	244	70.0	8.1	2	6.7	0	0.0	38t	1/6	116.5	2	2	11	100.0	5.5	0	0.0	0	0.0	7	0/0	89.6
12/25	at Washington																								
1/4	at N.Y. Giants																								
TOTALS		**552**	**378**	**4,175**	**68.5**	**7.6**	**28**	**5.1**	**10**	**1.8**	**74T**	**25/170**	**100.0**	**11**	**8**	**110**	**72.7**	**10.0**	**1**	**9.1**	**1**	**9.1**	**35T**	**0/0**	**96.8**
CAREER TOTALS		**4,711**	**3,158**	**35,612**	**67.0**	**7.6**	**241**	**5.1**	**92**	**2.0**	**92T**	**281/1,699**	**98.4**	**40**	**30**	**351**	**75.0**	**8.8**	**2**	**5.0**	**1**	**2.5**	**48T**	**0/0**	**107.4**

INDIVIDUAL GAME-BY-GAME FIELD GOALS

		BRANDON AUBREY										
DATE	OPP.	0-19	20-29	30-39	40-49	50+	TOTAL	YARDS	FGM	FGA	PCT	LG
9/4	at Philadelphia	0/0	0/0	0/0	1/1	1/1	2/2	(53,41)	2	2	100.0%	53
9/14	N.Y. Giants	0/0	0/0	0/0	2/2	2/2	4/4	(51,44,64,46)	4	4	100.0%	64
9/21	at Chicago	0/0	0/0	1/1	0/0	1/1	2/2	(53,33)	2	2	100.0%	53
9/28	Green Bay	0/0	1/1	0/0	0/0	0/0	1/1	(22)	1	1	100.0%	22
10/5	at N.Y. Jets	0/0	0/0	1/1	0/0	0/0	1/1	(35)	1	1	100.0%	35
10/12	at Carolina	0/0	2/2	0/0	0/0	0/0	2/2	(23,28)	2	2	100.0%	28
10/19	Washington	0/0	1/1	0/0	1/1	1/1	3/3	(47,61,29)	3	3	100.0%	61
10/26	at Denver	0/0	1/1	0/0	0/0	0/0	1/1	(24)	1	1	100.0%	24
11/3	Arizona	0/0	1/1	0/0	0/0	0/1	1/2	(26,68M)	1	2	50.0%	26
11/17	at Las Vegas	0/0	0/0	0/0	0/0	1/1	1/1	(50)	1	1	100.0%	50
11/23	Philadelphia	0/0	0/0	0/0	1/1	0/1	1/2	(42,51M)	1	2	50.0%	42
11/27	Kansas City	0/0	1/1	1/1	1/1	0/0	3/3	(49,36,26)	3	3	100.0%	49
12/4	at Detroit	0/0	1/1	0/0	1/1	3/3	5/5	(42,57,55,63,29)	5	5	100.0%	63
12/14	Minnesota	0/0	1/1	1/1	2/2	0/2	4/6	(37,26,41,41,51M,59M)	4	6	66.7%	41
12/21	L.A. Chargers	0/0	0/0	1/1	0/0	0/0	1/1	(33)	1	1	100.0%	33
12/25	at Washington											
1/4	at N.Y. Giants											
TOTALS		**0/0**	**9/9**	**5/5**	**9/9**	**9/13**	**32/36**		**32**	**36**	**88.9%**	**64**
CAREER TOTALS		**0/0**	**22/22**	**26/30**	**27/29**	**33/40**	**108/121**		**108**	**121**	**89.3%**	**70**

INDIVIDUAL GAME-BY-GAME PUNTING

BRYAN ANGER										
DATE	OPP.	NO.	YDS	AVG	TB	IN 20	LG	BLK	RET YDS	NET
9/4	at Philadelphia	2	87	43.5	0	1	49	0	0	43.5
9/14	N.Y. Giants	4	191	47.8	0	2	53	0	38	38.3
9/21	at Chicago	2	102	51.0	0	0	60	0	31	35.5
9/28	Green Bay	4	190	47.5	0	1	51	0	16	43.5
10/5	at N.Y. Jets	5	228	45.6	0	0	54	0	41	37.4
10/12	at Carolina	3	143	47.7	0	2	51	0	0	47.7
10/19	Washington	3	128	42.7	0	2	49	0	8	40.0
10/26	at Denver	5	252	50.4	0	3	58	0	26	45.2
11/3	Arizona	1	41	41.0	0	0	41	0	5	36.0
11/17	at Las Vegas	2	93	46.5	0	1	49	0	4	44.5
11/23	Philadelphia	3	168	56.0	0	1	62	0	19	49.7
11/27	Kansas City	1	62	62.0	0	0	62	0	10	52.0
12/4	at Detroit	1	62	62.0	0	0	62	0	21	41.0
12/14	Minnesota	1	42	42.0	0	0	42	0	0	42.0
12/21	L.A. Chargers	1	42	42.0	0	1	42	0	0	42.0
12/25	at Washington									
1/4	at N.Y. Giants									
TOTALS		**38**	**1,831**	**48.2**	**0**	**14**	**62**	**0**	**219**	**42.4**
CAREER TOTALS		**928**	**43,625**	**47.0**	**64**	**338**	**83**	**5**	**3,672**	**41.5**

INDIVIDUAL GAME-BY-GAME KICKOFF RETURNS

		JAYDON BLUE						JALEN CROPPER						GEORGE PICKENS					
DATE	OPP.	NO.	YDS	AVG	LG	FC	TD	NO.	YDS	AVG	LG	FC	TD	NO.	YDS	AVG	LG	FC	TD
9/4	at Philadelphia			*INACTIVE*						*PRACTICE SQUAD*									
9/14	N.Y. Giants			*INACTIVE*						*PRACTICE SQUAD*									
9/21	at Chicago			*INACTIVE*						*PRACTICE SQUAD*									
9/28	Green Bay			*INACTIVE*						*PRACTICE SQUAD*									
10/5	at N.Y. Jets	1	32	32.0	32	0	0			*PRACTICE SQUAD*									
10/12	at Carolina	2	40	20.0	25	0	0	2	38	19.0	21	0	0						
10/19	Washington									*PRACTICE SQUAD*									
10/26	at Denver									*PRACTICE SQUAD*									
11/3	Arizona			*INACTIVE*						*PRACTICE SQUAD*									
11/17	at Las Vegas			*INACTIVE*						*PRACTICE SQUAD*				0	0	0.0	0	1	0
11/23	Philadelphia			*INACTIVE*						*PRACTICE SQUAD*									
11/27	Kansas City			*INACTIVE*						*PRACTICE SQUAD*									
12/4	at Detroit			*INACTIVE*						*PRACTICE SQUAD*									
12/14	Minnesota			*INACTIVE*						*PRACTICE SQUAD*									
12/21	L.A. Chargers			*INACTIVE*						*PRACTICE SQUAD*									
12/25	at Washington																		
1/4	at N.Y. Giants																		
TOTALS		**3**	**72**	**24.0**	**32**	**0**	**0**	**2**	**38**	**19.0**	**21**	**0**	**0**	**0**	**0**	**0.0**	**0**	**1**	**0**
CAREER TOTALS		**3**	**72**	**24.0**	**32**	**0**	**0**	**2**	**38**	**19.0**	**21**	**0**	**0**	**1**	**7**	**7.0**	**7**	**1**	**0**

		MILES SANDERS						JALEN TOLBERT						KAVONTAE TURPIN					
DATE	OPP.	NO.	YDS	AVG	LG	FC	TD	NO.	YDS	AVG	LG	FC	TD	NO.	YDS	AVG	LG	FC	TD
9/4	at Philadelphia							1	20	20.0	20	0	0	4	81	20.3	27	0	0
9/14	N.Y. Giants	1	24	24.0	24	0	0	4	85	21.3	30	0	0	4	100	25.0	29	0	0
9/21	at Chicago	2	44	22.0	24	0	0							2	49	24.5	31	0	0
9/28	Green Bay													6	175	29.2	45	0	0
10/5	at N.Y. Jets			*INACTIVE/INJURED*												*INACTIVE/INJURED*			
10/12	at Carolina			*RESERVE/INJURED*												*INACTIVE/INJURED*			
10/19	Washington			*RESERVE/INJURED*										3	80	26.7	30	0	0
10/26	at Denver			*RESERVE/INJURED*										3	86	28.7	33	0	0
11/3	Arizona			*RESERVE/INJURED*										6	151	25.2	36	0	0
11/17	at Las Vegas			*RESERVE/INJURED*										4	111	27.8	39	0	0
11/23	Philadelphia			*RESERVE/INJURED*						*INACTIVE*				3	85	28.3	33	0	0
11/27	Kansas City			*RESERVE/INJURED*										5	118	23.6	26	0	0
12/4	at Detroit			*RESERVE/INJURED*						*INACTIVE*				7	176	25.1	27	0	0
12/14	Minnesota			*RESERVE/INJURED*						*INACTIVE*				4	124	31.0	40	0	0
12/21	L.A. Chargers			*RESERVE/INJURED*						*INACTIVE*				6	148	24.7	31	0	0
12/25	at Washington																		
1/4	at N.Y. Giants																		
TOTALS		**3**	**68**	**22.7**	**24**	**0**	**0**	**5**	**105**	**21.0**	**30**	**0**	**0**	**57**	**1484**	**26.0**	**45**	**0**	**0**
CAREER TOTALS		**18**	**396**	**22.0**	**67**	**0**	**0**	**5**	**105**	**21.0**	**30**	**0**	**0**	**115**	**3,188**	**27.7**	**99T**	**0**	**1**

INDIVIDUAL GAME-BY-GAME PUNT RETURNS

		KAVONTAE TURPIN						JALEN CROPPER						JALEN TOLBERT					
DATE	OPP.	NO.	YDS	AVG	LG	FC	TD	NO.	YDS	AVG	LG	FC	TD	NO.	YDS	AVG	LG	FC	TD
9/4	at Philadelphia	0	0	0.0	0	1	0			*PRACTICE SQUAD*									
9/14	N.Y. Giants	1	2	2.0	2	1	0			*PRACTICE SQUAD*				0	0	0.0	0	1	0
9/21	at Chicago	2	28	14.0	19	0	0			*PRACTICE SQUAD*									
9/28	Green Bay	0	0	0.0	0	1	0			*PRACTICE SQUAD*									
10/5	at N.Y. Jets			*INACTIVE/INJURED*						*PRACTICE SQUAD*									
10/12	at Carolina			*INACTIVE/INJURED*				2	19	9.5	10	0	0						
10/19	Washington	2	4	2.0	4	0	0			*PRACTICE SQUAD*									
10/26	at Denver									*PRACTICE SQUAD*									
11/3	Arizona	1	6	6.0	6	1	0			*PRACTICE SQUAD*									
11/17	at Las Vegas	1	14	14.0	14	0	0			*PRACTICE SQUAD*									
11/23	Philadelphia	2	1	0.5	1	2	0			*PRACTICE SQUAD*						*INACTIVE*			
11/27	Kansas City	0	0	0.0	0	1	0			*PRACTICE SQUAD*									
12/4	at Detroit	1	0	0.0	0	1	0			*PRACTICE SQUAD*						*INACTIVE*			
12/14	Minnesota									*PRACTICE SQUAD*						*INACTIVE*			
12/21	L.A. Chargers	0	0	0.0	0	1	0			*PRACTICE SQUAD*						*INACTIVE*			
12/25	at Washington																		
1/4	at N.Y. Giants																		
TOTALS		**10**	**55**	**5.5**	**19**	**9**	**0**	**2**	**19**	**9.5**	**10**	**0**	**0**	**0**	**0**	**0.0**	**0**	**1**	**0**
CAREER TOTALS		**70**	**624**	**8.9**	**60T**	**76**	**1**	**3**	**27**	**9.0**	**10**	**3**	**0**	**1**	**0**	**0.0**	**0**	**1**	**0**

INDIVIDUAL GAME-BY-GAME INTERCEPTION RETURNS

		MARKQUESE BELL					DARON BLAND					TRIKWEZE BRIDGES					QUINNEN WILLIAMS				
DATE	OPP.	NO.	YDS	AVG	LG	TD	NO.	YDS	AVG	LG	TD	NO.	YDS	AVG	LG	TD	NO.	YDS	AVG	LG	TD
9/4	at Philadelphia																		*Jets*		
9/14	N.Y. Giants							*INACTIVE/INJURED*											*Jets*		
9/21	at Chicago							*INACTIVE/INJURED*											*Jets*		
9/28	Green Bay																		*Jets*		
10/5	at N.Y. Jets																		*Jets*		
10/12	at Carolina																		*Jets*		
10/19	Washington						1	68	68.0	68t	1								*Jets*		
10/26	at Denver											1	7	7.0	7	0			*Jets*		
11/3	Arizona																		*Jets*		
11/17	at Las Vegas	1	24	24.0	24	0								*INACTIVE*							
11/23	Philadelphia																				
11/27	Kansas City																				
12/4	at Detroit																				
12/14	Minnesota																1	0	0.0	--	0
12/21	L.A. Chargers							*RESERVE/INJURED*										*INACTIVE/INJURED*			
12/25	at Washington																				
1/4	at N.Y. Giants																				
TOTALS		**1**	**24**	**24.0**	**24**	**0**	**1**	**68**	**68.0**	**68T**	**1**	**1**	**7**	**7.0**	**7**	**0**	**1**	**0**	**0.0**	**--**	**0**
CAREER TOTALS		**1**	**24**	**24.0**	**24**	**0**	**15**	**296**	**19.7**	**68T**	**6**	**1**	**7**	**7.0**	**7**	**0**	**2**	**7**	**3.5**	**7**	**0**

		DONOVAN WILSON				
DATE	OPP.	NO.	YDS	AVG	LG	TD
9/4	at Philadelphia					
9/14	N.Y. Giants	1	0	0.0	--	0
9/21	at Chicago					
9/28	Green Bay					
10/5	at N.Y. Jets					
10/12	at Carolina	1	21	21.0	21	0
10/19	Washington					
10/26	at Denver		*INACTIVE/INJURED*			
11/3	Arizona		*INACTIVE/INJURED*			
11/17	at Las Vegas					
11/23	Philadelphia					
11/27	Kansas City					
12/4	at Detroit					
12/14	Minnesota					
12/21	L.A. Chargers					
12/25	at Washington					
1/4	at N.Y. Giants					
TOTALS		**2**	**21**	**10.5**	**21**	**0**
CAREER TOTALS		**8**	**26**	**3.3**	**21**	**0**

INDIVIDUAL GAME-BY-GAME FUMBLE RETURNS

		JADEVEON CLOWNEY					JAMES HOUSTON					KENNETH MURRAY					TRENT SIEG				
DATE	OPP.	NO.	YDS	AVG	LG	TD	NO.	YDS	AVG	LG	TD	NO.	YDS	AVG	LG	TD	NO.	YDS	AVG	LG	TD
9/4	at Philadelphia																				
9/14	N.Y. Giants																				
9/21	at Chicago			*INACTIVE*																	
9/28	Green Bay						1	0	0.0	--	0										
10/5	at N.Y. Jets																				
10/12	at Carolina																				
10/19	Washington	1	0	0.0	--	0															
10/26	at Denver																				
11/3	Arizona																				
11/17	at Las Vegas																				
11/23	Philadelphia											1	0	0.0	--	0	1	0	0.0	--	0
11/27	Kansas City																				
12/4	at Detroit			*INACTIVE*																	
12/14	Minnesota																				
12/21	L.A. Chargers																				
12/25	at Washington																				
1/4	at N.Y. Giants																				
TOTALS		**1**	**0**	**0.0**	**--**	**0**	**1**	**0**	**0.0**	**--**	**0**	**1**	**0**	**0.0**	**--**	**0**	**1**	**0**	**0.0**	**--**	**0**
CAREER TOTALS		**10**	**81**	**8.1**	**49**	**3**	**1**	**0**	**0.0**	**0**	**0**	**1**	**0**	**0.0**	**0**	**0**	**1**	**0**	**0.0**	**0**	**0**

		SAM WILLIAMS				
DATE	OPP.	NO.	YDS	AVG	LG	TD
9/4	at Philadelphia					
9/14	N.Y. Giants					
9/21	at Chicago					
9/28	Green Bay					
10/5	at N.Y. Jets	1	0	0.0	--	0
10/12	at Carolina					
10/19	Washington					
10/26	at Denver					
11/3	Arizona					
11/17	at Las Vegas					
11/23	Philadelphia					
11/27	Kansas City					
12/4	at Detroit					
12/14	Minnesota					
12/21	L.A. Chargers					
12/25	at Washington					
1/4	at N.Y. Giants					
TOTALS		**1**	**0**	**0.0**	**--**	**0**
CAREER TOTALS		**4**	**0**	**0.0**	**0**	**0**

INDIVIDUAL GAME-BY-GAME DEFENSE

		MARKQUESE BELL										DARON BLAND										TRIKWEZE BRIDGES									
DATE	OPP.	S	A	TK	SK/YD	TFL/YD	INT	FR	FF	PR	PD	S	A	TK	SK/YD	TFL/YD	INT	FR	FF	PR	PD	S	A	TK	SK/YD	TFL/YD	INT	FR	FF	PR	PD
9/4	at Philadelphia											2	2	4						1											
9/14	N.Y. Giants														*INACTIVE/INJURED*																
9/21	at Chicago														*INACTIVE/INJURED*							3	1	4							
9/28	Green Bay											4	1	5		1/-1															
10/5	at N.Y. Jets	0	1	1								5	1	6																	
10/12	at Carolina	1	1	2								2	1	3																	
10/19	Washington	4	2	6							1	5	2	7			1			1	1	4	0	4							
10/26	at Denver	3	1	4								3	4	7		1/-2						4	0	4			1				2
11/3	Arizona	3	6	9								6	8	14							1	0	1	1							
11/17	at Las Vegas						1				2	7	3	10							2					*INACTIVE*					
11/23	Philadelphia											2	2	4							1										
11/27	Kansas City	2	0	2								3	0	3								2	1	3							
12/4	at Detroit	1	2	3								5	2	7		1/-5															
12/14	Minnesota	2	0	2		1/-4						2	2	4							1										
12/21	L.A. Chargers	1	2	3				1	1						*RESERVE/INJURED*																1
12/25	at Washington																														
1/4	at N.Y. Giants																														
TOTALS		**17**	**15**	**32**		**1/-4**	**1**	**1**	**1**	**3**		**46**	**28**	**74**		**3/-8**	**1**			**2**	**6**	**13**	**3**	**16**		**1**					**3**
CAREER TOTALS		**82**	**57**	**139**		**4/-13**	**1**	**3**	**2**	**7**		**168**	**78**	**246**		**7/-15**	**15**	**1**	**1**	**6**	**33**	**13**	**3**	**16**		**1**					**3**

		CAELEN CARSON										ALIJAH CLARK										DAMONE CLARK									
DATE	OPP.	S	A	TK	SK/YD	TFL/YD	INT	FR	FF	PR	PD	S	A	TK	SK/YD	TFL/YD	INT	FR	FF	PR	PD	S	A	TK	SK/YD	TFL/YD	INT	FR	FF	PR	PD
9/4	at Philadelphia				*RESERVE/INJURED*										*PRACTICE SQUAD*							3	2	5							
9/14	N.Y. Giants				*RESERVE/INJURED*										*PRACTICE SQUAD*							1	3	4							
9/21	at Chicago				*RESERVE/INJURED*										*PRACTICE SQUAD*							0	2	2							
9/28	Green Bay				*RESERVE/INJURED*										*PRACTICE SQUAD*											*INACTIVE*					
10/5	at N.Y. Jets				*RESERVE/DESIGNATED FOR RETURN*																										
10/12	at Carolina				*RESERVE/DESIGNATED FOR RETURN*																										
10/19	Washington											2	0	2																	
10/26	at Denver											4	4	8																	
11/3	Arizona	0	1	1											*INACTIVE/INJURED*																
11/17	at Las Vegas	2	1	3							2															*INACTIVE*					
11/23	Philadelphia	4	0	4																											
11/27	Kansas City				*INACTIVE*																										
12/4	at Detroit	1	0	1																											
12/14	Minnesota	1	2	3																											
12/21	L.A. Chargers				*INACTIVE/INJURED*																										
12/25	at Washington																														
1/4	at N.Y. Giants																														
TOTALS		**8**	**4**	**12**							**2**	**6**	**4**	**10**								**4**	**7**	**11**							
CAREER TOTALS		**32**	**7**	**39**							**6**	**6**	**4**	**10**								**120**	**81**	**201**	**0.5/-4**	**6/-19**		**1**	**2**	**9**	**4**

		KENNY CLARK										JADEVEON CLOWNEY										TREVON DIGGS									
DATE	OPP.	S	A	TK	SK/YD	TFL/YD	INT	FR	FF	PR	PD	S	A	TK	SK/YD	TFL/YD	INT	FR	FF	PR	PD	S	A	TK	SK/YD	TFL/YD	INT	FR	FF	PR	PD
9/4	at Philadelphia	3	2	5						3												1	0	1						1	
9/14	N.Y. Giants	2	2	4	1.0/-9					4												3	1	4							
9/21	at Chicago	0	1	1						3						*INACTIVE*						2	0	2							
9/28	Green Bay	1	2	3						4		1	2	3						2		4	1	5		1/-3					
10/5	at N.Y. Jets	1	0	1	0.5/-4	1/-4				1		1	1	2						4		1	4	5							
10/12	at Carolina	0	2	2						3		0	1	1						1		2	1	3						1	
10/19	Washington	0	1	1						5		1	3	4	1.0/-4			1		3	2				*INACTIVE/INJURED*						
10/26	at Denver	1	0	1								1	1	2											*RESERVE/INJURED*						
11/3	Arizona	3	1	4	1.0/-8	1/-1				4		3	3	6	1.0/-6	1/-4				6	1				*RESERVE/INJURED*						
11/17	at Las Vegas	1	0	1	0.5/-3	1/-1				4		1	0	1						4					*RESERVE/INJURED*						
11/23	Philadelphia	1	0	1						1		2	1	3						1					*RESERVE/INJURED*						
11/27	Kansas City									4		3	1	4	2.0/-15					2					*RESERVE/INJURED*						
12/4	at Detroit	0	3	3						1						*INACTIVE*									*RESERVE/DESIGNATED FOR RETURN*						
12/14	Minnesota	1	2	3		1/-3				2		1	3	4						1					*RESERVE/DESIGNATED FOR RETURN*						
12/21	L.A. Chargers	2	2	4																		4	2	6							
12/25	at Washington																														
1/4	at N.Y. Giants																														
TOTALS		**16**	**18**	**34**	**3.0/-24**	**4/-9**				**39**		**14**	**16**	**30**	**4.0/-25**	**1/-4**		**1**		**24**	**3**	**17**	**9**	**26**		**1/-3**				**2**	
CAREER TOTALS		**291**	**240**	**531**	**38.0/-26 8**	**60/-239**		**8**	**7**	**134**	**11**	**287**	**152**	**439**	**62.0/-47 6**	**109/-5 00**	**1**	**10**	**15**	**163**	**35**	**203**	**44**	**247**	**1.0/-0**	**2/-4**	**20**	**1**	**2**	**3**	**63**

INDIVIDUAL GAME-BY-GAME DEFENSE

		KAIIR ELAM										DONOVAN EZEIRUAKU										DANTE FOWLER									
DATE	OPP.	S	A	TK	SK/YD	TFL/YD	INT	FR	FF	PR	PD	S	A	TK	SK/YD	TFL/YD	INT	FR	FF	PR	PD	S	A	TK	SK/YD	TFL/YD	INT	FR	FF	PR	PD
9/4	at Philadelphia	4	3	7								1	2	3						1										4	
9/14	N.Y. Giants	6	3	9								0	1	1						3		0	1	1						2	
9/21	at Chicago	1	1	2						1		2	0	2						2		0	1	1						3	1
9/28	Green Bay	2	1	3								4	1	5		2/-8				1		1	1	2						3	
10/5	at N.Y. Jets	1	0	1								1	2	3						5		0	1	1	1.0/-9					6	1
10/12	at Carolina											1	1	2		1/-9			1	2		1	0	1							
10/19	Washington	2	3	5							1	2	1	3	1.0/-5	1/-2				4		1	0	1		1/-2				5	
10/26	at Denver	2	1	3								0	1	1						4		1	0	1						3	
11/3	Arizona	1	0	1								1	1	2	1.0/-10					5		1	0	1	1.0/-9						
11/17	at Las Vegas											3	2	5		2/-4														3	
11/23	Philadelphia											1	2	3						2										3	1
11/27	Kansas City											1	1	2						6		1	0	1	1.0/-3					3	
12/4	at Detroit											1	3	4		1/-2				2		1	1	2							
12/14	Minnesota											1	3	4						1										1	
12/21	L.A. Chargers											0	2	2						1		1	1	2							
12/25	at Washington																														
1/4	at N.Y. Giants																														
TOTALS		**19**	**12**	**31**						**1**	**1**	**19**	**23**	**42**	**2.0/-15**	**7/-25**			**1**	**39**		**8**	**6**	**14**	**3.0/-21**	**1/-2**				**36**	**3**
CAREER TOTALS		**74**	**35**	**109**		**3/-5**	**2**	**1**		**1**	**7**	**19**	**23**	**42**	**2.0/-15**	**7/-25**			**1**	**39**		**192**	**88**	**280**	**58.5/-40 7**	**65/-30 4**	**1**	**5**	**15**	**168**	**23**

		MALIK HOOKER										JAMES HOUSTON										SHEMAR JAMES									
DATE	OPP.	S	A	TK	SK/YD	TFL/YD	INT	FR	FF	PR	PD	S	A	TK	SK/YD	TFL/YD	INT	FR	FF	PR	PD	S	A	TK	SK/YD	TFL/YD	INT	FR	FF	PR	PD
9/4	at Philadelphia	4	5	9								2	0	2		1/-4				1						*INACTIVE*					
9/14	N.Y. Giants	3	2	5								1	1	2	1.0/-5					1						*INACTIVE*					
9/21	at Chicago	3	0	3								0	1	1												*INACTIVE*					
9/28	Green Bay	2	3	5											1.0/-12			1	1	1		1	5	6						1	
10/5	at N.Y. Jets				*RESERVE/INJURED*										1.5/-13					2		11	6	17						1	
10/12	at Carolina				*RESERVE/INJURED*							1	3	4								7	5	12							
10/19	Washington				*RESERVE/INJURED*							1	0	1						2		2	4	6	1.0/-4				1	1	
10/26	at Denver				*RESERVE/INJURED*																	1	3	4							
11/3	Arizona				*RESERVE/INJURED*							1	2	3						1		3	2	5		1/-1				1	
11/17	at Las Vegas	3	0	3		1/-1					1	0	1	1	1.0/-6					1		3	4	7							
11/23	Philadelphia	2	3	5																1		2	0	2							
11/27	Kansas City	0	1	1																2		0	1	1							
12/4	at Detroit	2	2	4								1	0	1	1.0/-10					1		0	1	1							
12/14	Minnesota	3	3	6																											
12/21	L.A. Chargers	5	2	7		1/-3						1	0	1								4	1	5							
12/25	at Washington																														
1/4	at N.Y. Giants																														
TOTALS		**27**	**21**	**48**		**2/-4**					**1**	**8**	**8**	**16**	**5.5/-46**	**1/-4**		**1**	**1**	**13**		**34**	**32**	**66**	**1.0/-4**	**1/-1**			**1**	**4**	
CAREER TOTALS		**271**	**155**	**426**		**12/-25**	**14**	**4**	**1**	**2**	**25**	**23**	**11**	**34**	**14.5/-109**	**9/-67**		**1**	**2**	**27**		**34**	**32**	**66**	**1.0/-4**	**1/-1**			**1**	**4**	

		MARSHAWN KNEELAND										MARIST LIUFAU										KENNETH MURRAY									
DATE	OPP.	S	A	TK	SK/YD	TFL/YD	INT	FR	FF	PR	PD	S	A	TK	SK/YD	TFL/YD	INT	FR	FF	PR	PD	S	A	TK	SK/YD	TFL/YD	INT	FR	FF	PR	PD
9/4	at Philadelphia	1	2	3	1.0/-8					3		2	0	2								4	5	9							
9/14	N.Y. Giants	0	1	1						2												5	4	9		2/-7				1	
9/21	at Chicago	2	2	4		2/-12																3	3	6						1	
9/28	Green Bay	0	1	1						1		0	1	1								4	5	9							
10/5	at N.Y. Jets				*INACTIVE/INJURED*							3	1	4				1		1		2	3	5						1	1
10/12	at Carolina	2	1	3								2	1	3	1.0/-5							4	5	9							
10/19	Washington				*INACTIVE/INJURED*															1		5	3	8	1.0/-1	1/-1					
10/26	at Denver	0	3	3								0	3	3								3	4	7						1	
11/3	Arizona	0	1	1																1		2	3	5						1	
11/17	at Las Vegas											1	3	4								1	1	2						1	1
11/23	Philadelphia																					1	2	3				1			
11/27	Kansas City																					2	0	2							
12/4	at Detroit																			1		1	2	3							
12/14	Minnesota											1	0	1								0	1	1							
12/21	L.A. Chargers											0	1	1								1	2	3						1	
12/25	at Washington																														
1/4	at N.Y. Giants																														
TOTALS		**5**	**11**	**16**	**1.0/-8**	**2/-12**				**6**		**9**	**10**	**19**	**1.0/-5**			**1**		**4**		**38**	**43**	**81**	**1.0/-1**	**3/-8**		**1**		**7**	**2**
CAREER TOTALS		**13**	**20**	**33**	**1.0/-8**	**4/-18**		**1**		**19**	**1**	**35**	**32**	**67**	**2.5/-14**	**3/-7**		**1**	**3**	**17**	**3**	**309**	**188**	**497**	**9.5/-41**	**32/-105**	**3**	**1**	**2**	**21**	**14**

INDIVIDUAL GAME-BY-GAME DEFENSE

		OSA ODIGHIZUWA										DEMARVION OVERSHOWN										SHAVON REVEL									
DATE	OPP.	S	A	TK	SK/YD	TFL/YD	INT	FR	FF	PR	PD	S	A	TK	SK/YD	TFL/YD	INT	FR	FF	PR	PD	S	A	TK	SK/YD	TFL/YD	INT	FR	FF	PR	PD
9/4	at Philadelphia	1	2	3						4						RESERVE/PUP										RESERVE/NON-FOOTBALL INJURY					
9/14	N.Y. Giants	0	3	3						2						RESERVE/PUP										RESERVE/NON-FOOTBALL INJURY					
9/21	at Chicago	1	2	3						1						RESERVE/PUP										RESERVE/NON-FOOTBALL INJURY					
9/28	Green Bay	3	4	7		1/-3				6						RESERVE/PUP										RESERVE/NON-FOOTBALL INJURY					
10/5	at N.Y. Jets	0	1	1	1.0/-14					2						RESERVE/PUP										RESERVE/NON-FOOTBALL INJURY					
10/12	at Carolina	1	0	1						1						RESERVE/PUP										RESERVE/NON-FOOTBALL INJURY					
10/19	Washington	0	1	1						1						RESERVE/PUP										RESERVE/NON-FOOTBALL INJURY					
10/26	at Denver	1	1	2		1/-2				1					RESERVE/DESIGNATED FOR RETURN										RESERVE/DESIGNATED FOR RETURN						
11/3	Arizona	2	2	4						4					RESERVE/DESIGNATED FOR RETURN										RESERVE/DESIGNATED FOR RETURN						
11/17	at Las Vegas				1.0/-8					6		1	1	2		1/-4						1	0	1							
11/23	Philadelphia	1	2	3	1.0/-13					3		4	3	7								2	0	2							
11/27	Kansas City	0	5	5						3		2	6	8								2	5	7							
12/4	at Detroit	1	0	1		1/-2				3		4	4	8								4	2	6							1
12/14	Minnesota	1	2	3						2		5	3	8						1		3	2	5		1/-1					
12/21	L.A. Chargers	0	1	1						2		1	1	2								8	1	9							1
12/25	at Washington																														
1/4	at N.Y. Giants																														
TOTALS		**12**	**26**	**38**	**3.0/-35**	**3/-7**				**41**		**17**	**18**	**35**		**1/-4**				**1**		**20**	**10**	**30**		**1/-1**					**2**
CAREER TOTALS		**103**	**108**	**211**	**16.5/-129**	**20/-55**			**2**	**159**	**1**	**72**	**58**	**130**	**5.0/-32**	**4/-12**	**1**	**1**	**1**	**17**	**4**	**20**	**10**	**30**		**1/-1**					**2**

		JACK SANBORN										MAZI SMITH										REDDY STEWARD									
DATE	OPP.	S	A	TK	SK/YD	TFL/YD	INT	FR	FF	PR	PD	S	A	TK	SK/YD	TFL/YD	INT	FR	FF	PR	PD	S	A	TK	SK/YD	TFL/YD	INT	FR	FF	PR	PD
9/4	at Philadelphia	3	5	8		1/-1										ON INACTIVE LIST															
9/14	N.Y. Giants	4	5	9												ON INACTIVE LIST						2	2	4							1
9/21	at Chicago	3	5	8								0	1	1								4	3	7		2/-8				1	
9/28	Green Bay	6	5	11						1	1	0	1	1								6	0	6		1/-3					
10/5	at N.Y. Jets	1	1	2																2		1	2	3							
10/12	at Carolina				INACTIVE/INJURED											ON INACTIVE LIST						3	2	5					1		
10/19	Washington											1	0	1																	
10/26	at Denver				INACTIVE/INJURED							0	1	1								3	0	3							
11/3	Arizona															ON INACTIVE LIST						1	0	1	1.0/-7						
11/17	at Las Vegas				RESERVE/INJURED											Jets						2	0	2							
11/23	Philadelphia				RESERVE/INJURED											Jets						3	1	4						2	
11/27	Kansas City				RESERVE/INJURED											Jets						2	2	4							1
12/4	at Detroit				RESERVE/INJURED											Jets						2	2	4							
12/14	Minnesota				RESERVE/INJURED											Jets						1	0	1							
12/21	L.A. Chargers				RESERVE/INJURED											Jets						2	1	3		1/-1					
12/25	at Washington																														
1/4	at N.Y. Giants																														
TOTALS		**17**	**21**	**38**		**1/-1**				**1**	**1**	**1**	**3**	**4**						**2**		**32**	**15**	**47**	**1.0/-7**	**4/-12**			**1**	**3**	**2**
CAREER TOTALS		**119**	**68**	**187**	**4.5/-22**	**15/-31**	**1**			**7**	**6**	**32**	**31**	**63**	**2.0/-14**	**6/-11**				**11**		**33**	**15**	**48**	**1.0/-7**	**4/-12**			**2**	**3**	**2**

		JUANYEH THOMAS										SOLOMON THOMAS										JAY TOIA									
DATE	OPP.	S	A	TK	SK/YD	TFL/YD	INT	FR	FF	PR	PD	S	A	TK	SK/YD	TFL/YD	INT	FR	FF	PR	PD	S	A	TK	SK/YD	TFL/YD	INT	FR	FF	PR	PD
9/4	at Philadelphia											3	2	5		1/-1				2		0	1	1							
9/14	N.Y. Giants											3	4	7						1											
9/21	at Chicago	2	0	2								0	2	2												INACTIVE					
9/28	Green Bay	1	1	2																2						INACTIVE					
10/5	at N.Y. Jets	4	5	9								1	0	1		1/-4				1	1					INACTIVE					
10/12	at Carolina	2	2	4								1	1	2								1	1	2							
10/19	Washington				INACTIVE/INJURED							1	2	3						1						INACTIVE					
10/26	at Denver				INACTIVE/INJURED							0	1	1												INACTIVE					
11/3	Arizona	4	0	4								0	1	1						1		0	1	1						1	
11/17	at Las Vegas				RESERVE/NON-FOOTBALL ILLNESS										INACTIVE/INJURED																
11/23	Philadelphia				RESERVE/NON-FOOTBALL ILLNESS							0	2	2						1						INACTIVE					
11/27	Kansas City				RESERVE/NON-FOOTBALL ILLNESS							0	2	2						1						INACTIVE					
12/4	at Detroit				RESERVE/NON-FOOTBALL ILLNESS							0	1	1						1						INACTIVE					
12/14	Minnesota				RESERVE/NON-FOOTBALL ILLNESS																					INACTIVE					
12/21	L.A. Chargers				RESERVE/NON-FOOTBALL ILLNESS							1	1	2												INACTIVE					
12/25	at Washington																														
1/4	at N.Y. Giants																														
TOTALS		**13**	**8**	**21**								**10**	**19**	**29**		**2/-5**				**11**	**1**	**1**	**3**	**4**						**1**	
CAREER TOTALS		**31**	**17**	**48**					**1**	**5**		**143**	**98**	**241**	**18.5/-90**	**35/-121**		**2**	**3**	**62**	**6**	**1**	**3**	**4**						**1**	

INDIVIDUAL GAME-BY-GAME DEFENSE

		QUINNEN WILLIAMS										SAM WILLIAMS										DONOVAN WILSON									
DATE	OPP.	S	A	TK	SK/YD	TFL/YD	INT	FR	FF	PR	PD	S	A	TK	SK/YD	TFL/YD	INT	FR	FF	PR	PD	S	A	TK	SK/YD	TFL/YD	INT	FR	FF	PR	PD
9/4	at Philadelphia					*Jets*						3	2	5		1/-1				5		0	2	2							
9/14	N.Y. Giants					*Jets*						0	1	1						2		3	4	7			1				1
9/21	at Chicago					*Jets*						2	1	3						1	1	5	4	9							1
9/28	Green Bay					*Jets*						1	0	1						2		6	1	7							
10/5	at N.Y. Jets					*Jets*						1	0	1	1.0/-9			1		2		3	5	8							
10/12	at Carolina					*Jets*						3	1	4						4		6	1	7			1			2	1
10/19	Washington					*Jets*														1		1	1	2						2	
10/26	at Denver					*Jets*						1	0	1		1/-1				1					*INACTIVE/INJURED*						
11/3	Arizona					*Jets*																			*INACTIVE/INJURED*						
11/17	at Las Vegas	1	1	2	1.5/-12					5		1	1	2						2		2	1	3							
11/23	Philadelphia	1	0	1		1/-1				7		1	0	1					1	2		5	0	5							1
11/27	Kansas City	3	1	4						7		2	2	4		1/-4				1		3	2	5					1		
12/4	at Detroit	1	3	4						5		1	2	3						1		1	2	3							
12/14	Minnesota	2	1	3			1			3	1	1	1	2		1/-1						3	0	3		1/-2					1
12/21	L.A. Chargers				*INACTIVE/INJURED*							1	1	2								1	6	7		1/-1					
12/25	at Washington																														
1/4	at N.Y. Giants																														
TOTALS		**10**	**7**	**17**	**1.5/-12**	**2/-2**	**1**			**27**	**1**	**18**	**12**	**30**	**1.0/-9**	**4/-7**		**1**	**1**	**24**	**1**	**39**	**29**	**68**		**2/-3**	**2**		**1**	**4**	**5**
CAREER TOTALS		**207**	**129**	**336**	**41.5/-324**	**60/-313**	**2**	**3**	**8**	**128**	**15**	**38**	**31**	**69**	**9.5/-62**	**13/-28**		**4**	**3**	**61**	**2**	**287**	**173**	**460**	**13.0/-90**	**12/-25**	**8**	**6**	**9**	**31**	**20**

		LOGAN WILSON										PERRION WINFREY									
DATE	OPP.	S	A	TK	SK/YD	TFL/YD	INT	FR	FF	PR	PD	S	A	TK	SK/YD	TFL/YD	INT	FR	FF	PR	PD
9/4	at Philadelphia					*Bengals*										*INACTIVE/INJURED*					
9/14	N.Y. Giants					*Bengals*										*RESERVE/INJURED*					
9/21	at Chicago					*Bengals*										*RESERVE/INJURED*					
9/28	Green Bay					*Bengals*										*RESERVE/INJURED*					
10/5	at N.Y. Jets					*Bengals*										*RESERVE/INJURED*					
10/12	at Carolina					*Bengals*										*RESERVE/INJURED*					
10/19	Washington					*Bengals*										*RESERVE/INJURED*					
10/26	at Denver					*Bengals*										*RESERVE/INJURED*					
11/3	Arizona					*Bengals*										*RESERVE/DESIGNATED FOR RETURN*					
11/17	at Las Vegas	2	1	3												*RESERVE/DESIGNATED FOR RETURN*					
11/23	Philadelphia	2	1	3												*INACTIVE*					
11/27	Kansas City	3	2	5												*INACTIVE*					
12/4	at Detroit	1	1	2												*INACTIVE*					
12/14	Minnesota	0	3	3												*INACTIVE*					
12/21	L.A. Chargers	4	1	5								0	2	2							
12/25	at Washington																				
1/4	at N.Y. Giants																				
TOTALS		**12**	**9**	**21**								**0**	**2**	**2**							
CAREER TOTALS		**320**	**232**	**552**	**5.5/-22**	**19/-41**	**11**	**3**	**7**	**18**	**25**	**9**	**18**	**27**	**0.5/-1**	**1/-1**				**2**	**2**

INDIVIDUAL GAME-BY-GAME SPECIAL TEAMS

		BRANDON AUBREY						MARKQUESE BELL						TRIKWEZE BRIDGES						ALIJAH CLARK					
DATE	OPP.	TKL	AST	TOT	FF	FR	BLK	TKL	AST	TOT	FF	FR	BLK	TKL	AST	TOT	FF	FR	BLK	TKL	AST	TOT	FF	FR	BLK
9/4	at Philadelphia																			*PRACTICE SQUAD*					
9/14	N.Y. Giants																			*PRACTICE SQUAD*					
9/21	at Chicago																			*PRACTICE SQUAD*					
9/28	Green Bay							1	0	1										*PRACTICE SQUAD*					
10/5	at N.Y. Jets							0	1	1										1	0	1			
10/12	at Carolina																			1	1	2			
10/19	Washington																								
10/26	at Denver																								
11/3	Arizona																			*INACTIVE/INJURED*					
11/17	at Las Vegas							0	1	1						*INACTIVE*				0	3	3			
11/23	Philadelphia							0	1	1										0	1	1	1		
11/27	Kansas City																			0	1	1			
12/4	at Detroit	1	0	1				0	1	1															
12/14	Minnesota							0	2	2										1	0	1			
12/21	L.A. Chargers													1	1	2									
12/25	at Washington																								
1/4	at N.Y. Giants																								
TOTALS		**1**	**0**	**1**				**1**	**6**	**7**				**1**	**1**	**2**				**3**	**6**	**9**	**1**		
CAREER TOTALS		**1**	**0**	**1**				**3**	**6**	**9**				**1**	**1**	**2**				**3**	**6**	**9**	**1**		

		DAMONE CLARK						JALEN CROPPER						MALIK DAVIS						RYAN FLOURNOY					
DATE	OPP.	TKL	AST	TOT	FF	FR	BLK	TKL	AST	TOT	FF	FR	BLK	TKL	AST	TOT	FF	FR	BLK	TKL	AST	TOT	FF	FR	BLK
9/4	at Philadelphia	1	0	1						*PRACTICE SQUAD*						*PRACTICE SQUAD*									
9/14	N.Y. Giants									*PRACTICE SQUAD*						*PRACTICE SQUAD*				2	0	2			
9/21	at Chicago	1	0	1						*PRACTICE SQUAD*						*PRACTICE SQUAD*									
9/28	Green Bay			*INACTIVE*						*PRACTICE SQUAD*						*PRACTICE SQUAD*									
10/5	at N.Y. Jets									*PRACTICE SQUAD*						*PRACTICE SQUAD*									
10/12	at Carolina											1				*PRACTICE SQUAD*									
10/19	Washington									*PRACTICE SQUAD*				2	1	3				0	1	1			
10/26	at Denver	1	1	2						*PRACTICE SQUAD*															
11/3	Arizona									*PRACTICE SQUAD*															
11/17	at Las Vegas			*INACTIVE*						*PRACTICE SQUAD*				0	1	1									
11/23	Philadelphia									*PRACTICE SQUAD*															
11/27	Kansas City									*PRACTICE SQUAD*				0	1	1									
12/4	at Detroit									*PRACTICE SQUAD*				0	2	2									
12/14	Minnesota									*PRACTICE SQUAD*															
12/21	L.A. Chargers									*PRACTICE SQUAD*															
12/25	at Washington																								
1/4	at N.Y. Giants																								
TOTALS		**3**	**1**	**4**								**1**		**2**	**5**	**7**				**2**	**1**	**3**			
CAREER TOTALS		**10**	**3**	**13**								**1**		**5**	**6**	**11**				**4**	**1**	**5**			

		C.J. GOODWIN						JAMES HOUSTON						SHEMAR JAMES						MARIST LIUFAU					
DATE	OPP.	TKL	AST	TOT	FF	FR	BLK	TKL	AST	TOT	FF	FR	BLK	TKL	AST	TOT	FF	FR	BLK	TKL	AST	TOT	FF	FR	BLK
9/4	at Philadelphia															*INACTIVE*				1	0	1			
9/14	N.Y. Giants	1	2	3												*INACTIVE*									
9/21	at Chicago							1	0	1						*INACTIVE*									
9/28	Green Bay	1	0	1				0	1	1										1	0	1			
10/5	at N.Y. Jets	1	0	1				1	0	1															
10/12	at Carolina							1	0	1															
10/19	Washington	0	1	1				0	1	1				1	1	2				1	0	1			
10/26	at Denver	0	1	1																0	1	1			
11/3	Arizona	2	0	2																1	0	1			
11/17	at Las Vegas	1	0	1										0	2	2				1	2	3			
11/23	Philadelphia	0	2	2																					
11/27	Kansas City	1	0	1				0	2	2				1	1	2									
12/4	at Detroit	1	1	2										0	3	3				1	1	2			
12/14	Minnesota													2	0	2				0	1	1			
12/21	L.A. Chargers							1	1	2															
12/25	at Washington																								
1/4	at N.Y. Giants																								
TOTALS		**8**	**7**	**15**				**4**	**5**	**9**				**4**	**7**	**11**				**6**	**5**	**11**			
CAREER TOTALS		**60**	**24**	**84**	**2**	**1**		**6**	**6**	**12**		**1**		**4**	**7**	**11**				**8**	**7**	**15**			

INDIVIDUAL GAME-BY-GAME SPECIAL TEAMS

		HUNTER LUEPKE						ROBERT ROCHELL						LUKE SCHOONMAKER						TRENT SIEG					
DATE	OPP.	TKL	AST	TOT	FF	FR	BLK	TKL	AST	TOT	FF	FR	BLK	TKL	AST	TOT	FF	FR	BLK	TKL	AST	TOT	FF	FR	BLK
9/4	at Philadelphia									*PRACTICE SQUAD*															
9/14	N.Y. Giants	0	2	2				0	1	1															
9/21	at Chicago																								
9/28	Green Bay	1	0	1						*PRACTICE SQUAD*				1	0	1									
10/5	at N.Y. Jets	2	0	2						*PRACTICE SQUAD*										1	0	1			
10/12	at Carolina									*PRACTICE SQUAD*															
10/19	Washington	0	1	1						*PRACTICE SQUAD*															
10/26	at Denver									*PRACTICE SQUAD*				1	0	1									
11/3	Arizona									*PRACTICE SQUAD*															
11/17	at Las Vegas	0	1	1						*PRACTICE SQUAD*															
11/23	Philadelphia	1	2	3						*PRACTICE SQUAD*														1	
11/27	Kansas City									*Panthers*															
12/4	at Detroit	0	2	2						*Panthers*															
12/14	Minnesota									*Panthers*															
12/21	L.A. Chargers									*Panthers*															
12/25	at Washington																								
1/4	at N.Y. Giants																								
TOTALS		**4**	**8**	**12**				**0**	**1**	**1**				**2**	**0**	**2**				**1**	**0**	**1**		**1**	
CAREER TOTALS		**11**	**18**	**29**				**12**	**3**	**15**		**3**		**7**	**2**	**9**				**8**	**3**	**11**		**1**	

		BREVYN SPANN-FORD						REDDY STEWARD						JUANYEH THOMAS						SAM WILLIAMS					
DATE	OPP.	TKL	AST	TOT	FF	FR	BLK	TKL	AST	TOT	FF	FR	BLK	TKL	AST	TOT	FF	FR	BLK	TKL	AST	TOT	FF	FR	BLK
9/4	at Philadelphia																								
9/14	N.Y. Giants	0	3	3										0	3	3									
9/21	at Chicago	1	0	1										1	0	1									
9/28	Green Bay													0	1	1			1						
10/5	at N.Y. Jets	1	1	2										1	0	1									
10/12	at Carolina																								
10/19	Washington	1	1	2				0	1	1						*INACTIVE/INJURED*									
10/26	at Denver	0	1	1				1	1	2						*INACTIVE/INJURED*									
11/3	Arizona	1	0	1																					1
11/17	at Las Vegas	0	1	1				0	1	1						*RESERVE/NON-FOOTBALL ILLNESS*									
11/23	Philadelphia	0	1	1				1	1	2						*RESERVE/NON-FOOTBALL ILLNESS*									
11/27	Kansas City	2	1	3				1	0	1						*RESERVE/NON-FOOTBALL ILLNESS*									
12/4	at Detroit	1	0	1												*RESERVE/NON-FOOTBALL ILLNESS*									1
12/14	Minnesota	1	1	2												*RESERVE/NON-FOOTBALL ILLNESS*									
12/21	L.A. Chargers	1	0	1												*RESERVE/NON-FOOTBALL ILLNESS*									
12/25	at Washington																								
1/4	at N.Y. Giants																								
TOTALS		**9**	**10**	**19**				**3**	**4**	**7**				**2**	**4**	**6**			**1**						**2**
CAREER TOTALS		**11**	**11**	**22**				**3**	**4**	**7**				**8**	**9**	**17**	**1**		**2**	**4**	**0**	**4**			**3**

2025 SNAP COUNT

	OFFENSE	9/4 @ PHI	9/14 NYG	9/21 @ CHI	9/28 GB	10/5 @NYJ	10/12 @ CAR	10/19 WAS	10/26 @ DEN	11/3 ARI	11/17 @ LV	11/23 PHI	11/27 KC	12/4 @ DET	12/14 MIN	12/21 LAC	12/25 @WAS	TBD @ NYG	Total Snaps	Pct. Snaps
QB	**Total Plays-Off-Pct**	**61 - PCT**	**89 - PCT**	**74 - PCT**	**69 - PCT**	**60 - PCT**	**55 - PCT**	**67 - PCT**	**74 - PCT**	**67 - PCT**	**67 - PCT**	**74 - PCT**	**72 - PCT**	**82 - PCT**	**70 - PCT**	**58 - PCT**			**1,039**	**- PCT**
	4 Dak Prescott	61 - 100.0%	89 - 100.0%	64 - 86.5%	69 - 100.0%	60 - 100.0%	55 - 100.0%	67 - 100.0%	65 - 87.8%	67 - 100.0%	67 - 100.0%	74 - 100.0%	72 - 100.0%	82 - 100.0%	70 - 100.0%	53 - 91.4%			1,015	- 97.7%
	10 Joe Milton	0 - 0.0%	0 - 0.0%	10 - 13.5%	0 - 0.0%	0 - 0.0%	0 - 0.0%	0 - 0.0%	9 - 12.2%	0 - 0.0%	0 - 0.0%	0 - 0.0%	0 - 0.0%	0 - 0.0%	0 - 0.0%	5 - 8.6%			24	- 2.3%
RB	23 Jaydon Blue	INACTIVE	INACTIVE	INACTIVE	INACTIVE	11 - 18.3%	5 - 9.1%	15 - 22.4%	14 - 18.9%	INACTIVE	INACTIVE	INACTIVE	INACTIVE	INACTIVE	INACTIVE	INACTIVE			45	- 4.3%
	24 Miles Sanders	11 - 18.0%	20 - 22.5%	27 - 36.5%	7 - 10.1%	INACTIVE	IR	IR	IR	IR	IR	IR	IR	IR	IR	IR			65	- 6.3%
	33 Javonte Williams	47 - 77.0%	64 - 71.9%	44 - 59.5%	55 - 79.7%	46 - 76.7%	47 - 85.5%	46 - 68.7%	53 - 71.6%	58 - 86.6%	52 - 77.6%	58 - 78.4%	56 - 77.8%	65 - 79.3%	20 - 28.6%	33 - 56.9%			744	- 71.6%
	37 Phil Mafah	IR	IR	IR	IR	IR	IR	IR	IR	IR	IR	IR	IR	IR	IR	IR-DFR			0	- 0.0%
	40 Hunter Luepke	8 - 13.1%	14 - 15.7%	9 - 12.2%	17 - 24.6%	20 - 33.3%	15 - 27.3%	11 - 16.4%	13 - 17.6%	5 - 7.5%	16 - 23.9%	15 - 20.3%	20 - 27.8%	21 - 25.6%	15 - 21.4%	8 - 13.8%			207	- 19.9%
	43 Malik Davis							1 - 1.5%	4 - 5.4%	5 - 7.5%	13 - 19.4%	12 - 16.2%	9 - 12.5%	8 - 9.8%	37 - 52.9%	20 - 34.5%			109	- 10.5%
WR	1 Jalen Tolbert	27 - 44.3%	58 - 65.2%	65 - 87.8%	56 - 81.2%	46 - 76.7%	50 - 90.9%	33 - 49.3%	14 - 18.9%	7 - 10.4%	12 - 17.9%	INACTIVE	18 - 25.0%	INACTIVE	INACTIVE	INACTIVE			386	- 37.2%
	3 George Pickens	56 - 91.8%	79 - 88.8%	61 - 82.4%	62 - 89.9%	47 - 78.3%	46 - 83.6%	56 - 83.6%	59 - 79.7%	61 - 91.0%	45 - 67.2%	58 - 78.4%	53 - 73.6%	69 - 84.1%	60 - 85.7%	51 - 87.9%			491	- 47.3%
	9 KaVontae Turpin	28 - 45.9%	14 - 15.7%	49 - 66.2%	42 - 60.9%	INACTIVE	INACTIVE	20 - 29.9%	30 - 40.5%	13 - 19.4%	23 - 34.3%	35 - 47.3%	26 - 36.1%	43 - 52.4%	14 - 20.0%	18 - 31.0%			355	- 34.2%
	11 Parris Campbell	NOT ON ROSTER	NOT ON ROSTER	NOT ON ROSTER	NOT ON ROSTER		2 - 3.6%												2	- 0.2%
	16 Jalen Cropper				1 - 1.4%	6 - 10.0%	1 - 1.8%												8	- 0.8%
	19 Ryan Flournoy	0 - 0.0%	11 - 12.4%	24 - 32.4%	16 - 23.2%	34 - 56.7%	38 - 69.1%	19 - 28.4%	34 - 45.9%	45 - 67.2%	29 - 43.3%	33 - 44.6%	27 - 37.5%	53 - 64.6%	45 - 64.3%	23 - 39.7%			431	- 41.5%
	81 Jonathan Mingo	IR	IR	IR	IR	IR-DFR	IR-DFR	IR-DFR	INACTIVE	INACTIVE	INACTIVE	3 - 4.1%	INACTIVE	17 - 20.7%	7 - 10.0%	21 - 36.2%			48	- 4.6%
	83 Jalen Brooks					4 - 6.7%			NOT ON ROSTER	NOT ON ROSTER	NOT ON ROSTER	NOT ON ROSTER	NOT ON ROSTER	NOT ON ROSTER	NOT ON ROSTER	NOT ON ROSTER			4	0.4%
	88 CeeDee Lamb	56 - 91.8%	82 - 92.1%	7 - 9.5%	INACTIVE	INACTIVE	INACTIVE	52 - 77.6%	53 - 71.6%	59 - 88.1%	49 - 73.1%	63 - 85.1%	58 - 80.6%	38 - 46.3%	60 - 85.7%	50 - 86.2%			627	- 60.3%
TE	86 Luke Schoonmaker	15 - 24.6%	26 - 29.2%	27 - 36.5%	19 - 27.5%	33 - 55.0%	20 - 36.4%	22 - 32.8%	29 - 39.2%	13 - 19.4%	30 - 44.8%	23 - 31.1%	23 - 31.9%	17 - 20.7%	21 - 30.0%	15 - 25.9%			333	- 32.1%
	87 Jake Ferguson	47 - 77.0%	65 - 73.0%	42 - 56.8%	54 - 78.3%	33 - 55.0%	37 - 67.3%	44 - 65.7%	44 - 59.5%	60 - 89.6%	42 - 62.7%	51 - 68.9%	51 - 70.8%	66 - 80.5%	50 - 71.4%	40 - 69.0%			726	- 69.9%
	89 Brevyn Spann-Ford	10 - 16.4%	11 - 12.4%	15 - 20.3%	15 - 21.7%	20 - 33.3%	10 - 18.2%	15 - 22.4%	23 - 31.1%	9 - 13.4%	24 - 35.8%	19 - 25.7%	19 - 26.4%	13 - 15.9%	21 - 30.0%	11 - 19.0%			235	- 22.6%
OL	52 Tyler Booker	61 - 100.0%	89 - 100.0%	74 - 100.0%	INACTIVE	INACTIVE	INACTIVE	67 - 100.0%	74 - 100.0%	67 - 100.0%	67 - 100.0%	74 - 100.0%	72 - 100.0%	82 - 100.0%	70 - 100.0%	58 - 100.0%			855	- 82.3%
	56 Cooper Beebe	61 - 100.0%	73 - 82.0%	IR	IR	IR	IR	IR	IR-DFR	67 - 100.0%	67 - 100.0%	74 - 100.0%	72 - 100.0%	82 - 100.0%	70 - 100.0%	54 - 93.1%			620	- 59.7%
	60 Tyler Guyton	61 - 100.0%	89 - 100.0%	74 - 100.0%	56 - 81.2%	INACTIVE	55 - 100.0%	67 - 100.0%	71 - 95.9%	67 - 100.0%	67 - 100.0%	43 - 58.1%	INACTIVE	INACTIVE	INACTIVE	INACTIVE			650	- 62.6%
	66 T.J. Bass	0 - 0.0%	1 - 1.1%	0 - 0.0%	69 - 100.0%	60 - 100.0%	55 - 100.0%	1 - 1.5%	9 - 12.2%	0 - 0.0%	0 - 0.0%	0 - 0.0%	0 - 0.0%	0 - 0.0%	6 - 8.6%	58 - 100.0%			259	- 24.9%
	67 Brock Hoffman	0 - 0.0%	16 - 18.0%	74 - 100.0%	69 - 100.0%	60 - 100.0%	55 - 100.0%	67 - 100.0%	74 - 100.0%	0 - 0.0%	0 - 0.0%	0 - 0.0%	0 - 0.0%	0 - 0.0%	0 - 0.0%	4 - 6.9%			419	40.3%
	69 Ajani Cornelius	INACTIVE	INACTIVE	INACTIVE	0 - 0.0%	INACTIVE	INACTIVE	INACTIVE	INACTIVE	INACTIVE	IR	IR	IR	IR	IR	IR			0	- 0.0%
	71 Nate Thomas	0 - 0.0%	0 - 0.0%	0 - 0.0%	17 - 24.6%	60 - 100.0%	0 - 0.0%	0 - 0.0%	0 - 0.0%	19 - 28.4%	0 - 0.0%	31 - 41.9%	72 - 100.0%	82 - 100.0%	57 - 81.4%	1 - 1.7%			339	- 32.6%
	73 Tyler Smith	61 - 100.0%	89 - 100.0%	74 - 100.0%	69 - 100.0%	0 - 0.0%	55 - 100.0%	67 - 100.0%	65 - 87.8%	67 - 100.0%	67 - 100.0%	74 - 100.0%	72 - 100.0%	82 - 100.0%	64 - 91.4%	57 - 98.3%			963	- 92.7%
	75 Hakeem Adeniji	INACTIVE	INACTIVE	INACTIVE	1 - 1.4%	54 - 90.0%	4 - 7.3%	0 - 0.0%	3 - 4.1%	INACTIVE	INACTIVE	INACTIVE	0 - 0.0%	0 - 0.0%	13 - 18.6%	1 - 1.7%			76	- 7.3%
	76 Trevor Keegan	INACTIVE	INACTIVE	INACTIVE	0 - 0.0%	6 - 10.0%	0 - 0.0%	INACTIVE	IR	IR	IR	IR	IR	IR	IR	IR			6	- 0.6%
	78 Terence Steele	61 - 100.0%	89 - 100.0%	74 - 100.0%	65 - 94.2%	60 - 100.0%	55 - 100.0%	67 - 100.0%	74 - 100.0%	48 - 71.6%	67 - 100.0%	74 - 100.0%	72 - 100.0%	82 - 100.0%	70 - 100.0%	57 - 98.3%			1,015	- 97.7%

	Defense	9/4 @ PHI	9/14 NYG	9/21 @ CHI	9/28 GB	10/5 @NYJ	10/12 @ CAR	10/19 WAS	10/26 @ DEN	11/3 ARI	11/17 @ LV	11/23 PHI	11/27 KC	12/4 @ DET	12/14 MIN	12/21 LAC	12/25 @WAS	TBD @ NYG	Total Snaps	Pct. Snaps
DL	**Total Plays-Def-Pct**	**63 - PCT**	**67 - PCT**	**59 - PCT**	**83 - PCT**	**82 - PCT**	**67 - PCT**	**67 - PCT**	**63 - PCT**	**67 - PCT**	**60 - PCT**	**63 - PCT**	**66 - PCT**	**62 - PCT**	**55 - PCT**	**64 - PCT**			**988**	**- PCT**
	13 Dante Fowler	27 - 42.9%	28 - 41.8%	23 - 39.0%	34 - 41.0%	35 - 42.7%	18 - 26.9%	23 - 34.3%	20 - 31.7%	7 - 10.4%	11 - 18.3%	23 - 36.5%	26 - 39.4%	23 - 37.1%	10 - 18.2%	26 - 40.6%			334	- 33.8%
	41 Donovan Ezeiruaku	22 - 34.9%	26 - 38.8%	27 - 45.8%	40 - 48.19%	46 - 56.1%	38 - 56.7%	37 - 55.2%	32 - 50.8%	51 - 76.1%	32 - 53.3%	37 - 58.7%	40 - 60.6%	49 - 79.0%	39 - 70.9%	39 - 60.9%			555	- 56.2%
	42 Jadeveon Clowney	NOT ON ROSTER	NOT ON ROSTER	INACTIVE	23 - 27.71%	33 - 40.2%	16 - 23.9%	26 - 38.8%	25 - 39.7%	38 - 56.7%	28 - 46.7%	27 - 42.9%	29 - 43.9%	INACTIVE	28 - 50.9%	30 - 46.9%			303	- 30.7%
	53 James Houston	10 - 15.9%	15 - 22.4%	14 - 23.7%	22 - 26.5%	27 - 32.9%	14 - 20.9%	22 - 32.8%	13 - 20.6%	17 - 25.4%	28 - 46.7%	19 - 30.2%	19 - 28.8%	16 - 25.8%	11 - 20.0%	16 - 25.0%			263	- 26.6%
	54 Sam Williams	39 - 61.9%	41 - 61.2%	32 - 54.2%	29 - 34.9%	38 - 46.3%	37 - 55.2%	28 - 41.8%	17 - 27.0%	24 - 35.8%	26 - 43.3%	22 - 34.9%	19 - 28.8%	31 - 50.0%	23 - 41.8%	19 - 29.7%			425	- 43.0%
	58 Mazi Smith	INACTIVE	INACTIVE	18 - 30.5%	15 - 18.1%	18 - 22.0%	INACTIVE	21 - 31.3%	17 - 27.0%	INACTIVE	NOT ON ROSTER	NOT ON ROSTER	NOT ON ROSTER	NOT ON ROSTER	NOT ON ROSTER	NOT ON ROSTER			89	9.0%
	90 Solomon Thomas	26 - 41.3%	28 - 41.8%	29 - 49.2%	33 - 39.8%	45 - 54.9%	25 - 37.3%	34 - 50.7%	29 - 46.0%	26 - 38.8%	INACTIVE	19 - 30.2%	19 - 28.8%	24 - 38.7%	17 - 30.9%	29 - 45.3%			383	- 38.8%
	91 Isaiah Land													3 - 4.8%					3	- 0.3%
	92 Quinnen Williams										33 - 55.0%	46 - 73.0%	46 - 69.7%	44 - 71.0%	31 - 56.4%	INACTIVE			200	- 20.2%
	93 Jay Toia	20 - 31.7%	19 - 28.4%	INACTIVE	INACTIVE	INACTIVE	18 - 26.9%	INACTIVE	INACTIVE	20 - 29.9%	13 - 21.7%	INACTIVE	INACTIVE	INACTIVE	INACTIVE	INACTIVE			90	- 9.1%
	94 Marshawn Kneeland	30 - 47.6%	27 - 40.3%	26 - 44.1%	25 - 30.1%	INACTIVE	20 - 29.9%	INACTIVE	21 - 33.3%	17 - 25.4%	RESERVE	RESERVE	RESERVE	RESERVE	RESERVE	RESERVE			166	- 16.8%
	95 Kenny Clark	41 - 65.1%	46 - 68.7%	34 - 57.6%	58 - 69.9%	46 - 56.1%	49 - 73.1%	43 - 64.2%	50 - 79.4%	51 - 76.1%	39 - 65.0%	40 - 63.5%	39 - 59.1%	38 - 61.3%	43 - 78.2%	50 - 78.1%			435	- 44.0%
	97 Osa Odighizuwa	41 - 65.1%	40 - 59.7%	34 - 57.6%	53 - 63.9%	48 - 58.5%	41 - 61.2%	36 - 53.7%	33 - 52.4%	51 - 76.1%	40 - 66.7%	42 - 66.7%	39 - 59.1%	35 - 56.5%	42 - 76.4%	43 - 67.2%			618	- 62.6%
	98 Payton Turner	IR	IR	IR	IR	IR	IR	IR	IR	IR	IR	IR	IR	IR	IR	IR-DFR			0	- 0.0%
	99 Perrion Winfrey	INACTIVE	IR	IR	IR	IR	IR	IR	IR	IR-DFR	IR-DFR	INACTIVE	INACTIVE	INACTIVE	INACTIVE	34 - 53.1%			34	- 3.4%
LB	0 DeMarvion Overshown	RESERVE/PUP	RESERVE/PUP	RESERVE/PUP	RESERVE/PUP	RESERVE/PUP	RESERVE/PUP	RESERVE/PUP	RESERVE/DFR	RESERVE/DFR	31 - 51.7%	37 - 58.7%	46 - 69.7%	47 - 75.8%	51 - 92.7%	6 - 9.4%			218	22.1%
	18 Damone Clark	42 - 66.7%	20 - 29.9%	14 - 23.7%	INACTIVE	0 - 0.0%	2 - 3.0%	0 - 0.0%	1 - 1.6%	0 - 0.0%	INACTIVE	NOT ON ROSTER	NOT ON ROSTER	NOT ON ROSTER	NOT ON ROSTER	NOT ON ROSTER			79	- 8.0%
	32 Buddy Johnson	0 - 0.0%			NOT ON ROSTER	NOT ON ROSTER	NOT ON ROSTER	NOT ON ROSTER	NOT ON ROSTER	NOT ON ROSTER	NOT ON ROSTER	NOT ON ROSTER	NOT ON ROSTER	NOT ON ROSTER	NOT ON ROSTER	NOT ON ROSTER			0	- 0.0%
	35 Marist Liufau	6 - 9.5%	9 - 13.4%	8 - 13.6%	29 - 34.9%	21 - 25.6%	27 - 40.3%	10 - 14.9%	16 - 25.4%	11 - 16.4%	15 - 25.0%	8 - 12.7%	5 - 7.6%	9 - 14.5%	16 - 29.1%	7 - 10.9%			197	- 19.9%
	50 Shemar James	INACTIVE	INACTIVE	INACTIVE	26 - 31.3%	60 - 73.2%	60 - 89.6%	66 - 98.5%	60 - 95.2%	58 - 86.6%	26 - 43.3%	12 - 19.0%	12 - 18.2%	6 - 9.7%	0 - 0.0%	50 - 78.1%			436	- 44.1%
	55 Logan Wilson										34 - 56.7%	24 - 38.1%	30 - 45.5%	26 - 41.9%	29 - 52.7%	27 - 42.2%			170	- 17.2%
	57 Jack Sanborn	48 - 76.2%	56 - 83.6%	48 - 81.4%	62 - 74.7%	16 - 19.5%	INACTIVE	0 - 0.0%	INACTIVE	IR	IR	IR	IR	IR	IR	IR			230	- 23.3%
	59 Kenneth Murray	63 - 100.0%	67 - 100.0%	59 - 100.0%	78 - 94.0%	82 - 100.0%	67 - 100.0%	67 - 100.0%	63 - 100.0%	67 - 100.0%	26 - 43.3%	39 - 61.9%	36 - 54.5%	36 - 58.1%	22 - 40.0%	36 - 56.3%			808	- 81.8%
DB	2 Juanyeh Thomas	0 - 0.0%	1 - 1.5%	9 - 15.3%	51 - 61.4%	82 - 100.0%	61 - 91.0%	INACTIVE	INACTIVE	62 - 92.5%	RESERVE/NFIL	RESERVE/NFIL	RESERVE/NFIL	RESERVE/NFIL	RESERVE/NFIL	RESERVE/NFIL			266	- 26.9%
	6 Donovan Wilson	63 - 100.0%	67 - 100.0%	53 - 89.8%	83 - 100.0%	77 - 93.9%	63 - 94.0%	65 - 97.0%	INACTIVE	INACTIVE	48 - 80.0%	62 - 98.4%	64 - 97.0%	59 - 95.2%	49 - 89.1%	52 - 81.3%			805	- 81.5%
	7 Trevon Diggs	27 - 42.9%	61 - 91.0%	39 - 66.1%	53 - 63.9%	82 - 100.0%	67 - 100.0%	INACTIVE	IR	IR	IR	IR	IR	IR-DFR	IR-DFR	54 - 84.4%			329	- 33.3%
	14 Markquese Bell	0 - 0.0%	0 - 0.0%	0 - 0.0%	2 - 2.4%	8 - 9.8%	10 - 14.9%	67 - 100.0%	63 - 100.0%	65 - 97.0%	27 - 45.0%	9 - 14.3%	32 - 48.5%	27 - 43.5%	12 - 21.8%	20 - 31.3%			242	- 24.5%
	20 Kaiir Elam	63 - 100.0%	67 - 100.0%	59 - 100.0%	60 - 72.3%	35 - 42.7%	8 - 11.9%	67 - 100.0%	60 - 95.2%	41 - 61.2%	0 - 0.0%	NOT ON ROSTER	NOT ON ROSTER	NOT ON ROSTER	NOT ON ROSTER	NOT ON ROSTER			460	- 46.6%
	21 Caelen Carson	IR	IR	IR	IR	IR-DFR	IR-DFR	0 - 0.0%	0 - 0.0%	28 - 41.8%	60 - 100.0%	25 - 39.7%	INACTIVE	13 - 21.0%	17 - 30.9%	INACTIVE			143	- 14.5%
	25 Trikweze Bridges	0 - 0.0%	6 - 9.0%	20 - 33.9%	0 - 0.0%	0 - 0.0%	0 - 0.0%	53 - 79.1%	48 - 76.2%	7 - 10.4%	INACTIVE	12 - 19.0%	27 - 40.9%	0 - 0.0%	0 - 0.0%	17 - 26.6%			190	- 19.2%
	26 DaRon Bland	63 - 100.0%	INACTIVE	INACTIVE	53 - 63.9%	79 - 96.3%	67 - 100.0%	67 - 100.0%	62 - 98.4%	65 - 97.0%	57 - 95.0%	60 - 95.2%	57 - 86.4%	62 - 100.0%	54 - 98.2%	IR			746	- 75.5%
	27 Reddy Steward	0 - 0.0%	47 - 70.1%	47 - 79.7%	55 - 66.3%	26 - 31.7%	29 - 43.3%	0 - 0.0%	29 - 46.0%	26 - 38.8%	22 - 36.7%	36 - 57.1%	42 - 63.6%	34 - 54.8%	8 - 14.5%	38 - 59.4%			284	- 28.7%
	28 Malik Hooker	63 - 100.0%	66 - 98.5%	56 - 94.9%	30 - 36.1%	IR	IR	IR	IR	IR	44 - 73.3%	55 - 87.3%	36 - 54.5%	38 - 61.3%	49 - 89.1%	55 - 85.9%			492	- 49.8%
	29 C.J. Goodwin	0 - 0.0%	0 - 0.0%	0 - 0.0%	0 - 0.0%	0 - 0.0%	0 - 0.0%	0 - 0.0%	0 - 0.0%	0 - 0.0%	0 - 0.0%	0 - 0.0%	0 - 0.0%	0 - 0.0%	0 - 0.0%	0 - 0.0%			0	- 0.0%
	30 Robert Rochell		0 - 0.0%	0 - 0.0%									NOT ON ROSTER	NOT ON ROSTER	NOT ON ROSTER	NOT ON ROSTER			0	- 0.0%
	31 Josh Butler	RESERVE/PUP	RESERVE/PUP	RESERVE/PUP	RESERVE/PUP	RESERVE/PUP	RESERVE/PUP	RESERVE/PUP	RESERVE/PUP	RESERVE/PUP	RESERVE/PUP	RESERVE/PUP	RESERVE/PUP	RESERVE/PUP	RESERVE/PUP	RESERVE/PUP			0	- 0.0%
	34 Shavon Revel	RESERVE/NFI	RESERVE/NFI	RESERVE/PUP	RESERVE/PUP	RESERVE/PUP	RESERVE/PUP	RESERVE/PUP	RESERVE/DFR	RESERVE/DFR	19 - 31.7%	39 - 61.9%	63 - 95.5%	62 - 100.0%	54 - 0.9818	55 - 85.9%			292	- 29.6%
	36 Corey Ballentine								0 - 0.0%				0 - 0.0%			0 - 0.0%			0	- 0.0%
	38 Alijah Clark					0 - 0.0%	0 - 0.0%	5 - 7.5%	33 - 52.4%	INACTIVE	1 - 1.7%	0 - 0.0%	0 - 0.0%	0 - 0.0%	0 - 0.0%	1 - 1.6%			40	- 4.0%
	48 Zion Childress		0 - 0.0%	0 - 0.0%	NOT ON ROSTER	NOT ON ROSTER	NOT ON ROSTER	NOT ON ROSTER		5 - 7.5%									5	- 0.5%

	Specialists	9/4 @ PHI	9/14 NYG	9/21 @ CHI	9/28 GB	10/5 @NYJ	10/12 @ CAR	10/19 WAS	10/26 @ DEN	11/3 ARI	11/17 @ LV	11/23 PHI	11/27 KC	12/4 @ DET	12/14 MIN	12/21 LAC	12/25 @WAS	TBD @ NYG	Total Snaps
ST	5 Bryan Anger	6	12	4	10	12	8	11	9	5	7	9	6	7	10	4			120
	17 Brandon Aubrey	8	15	6	13	14	11	18	9	8	11	9	13	14	16	7			172
	44 Trent Sieg	6	12	4	10	12	8	11	9	5	7	9	6	7	10	4			120

2024/2025 STATISTICAL COMPARISON

COWBOYS OFFENSE	2025	2024	DIFFERENCE
Wins	6	7	-1
Losses	8	8	0
Points Scored	424	324	**100**
Touchdowns	46	31	**15**
Field Goals Made	32	36	-4
Field Goals Attempted	36	42	-6
Field Goal Percentage	88.9%	85.7%	**3.2%**
Third Down Efficiency	42.0%	36.0%	**5.9%**
Net Yards per Game	393.1	328.1	**65.1**
NFL Rank -- Net Yds. per Game	2	16	**-14**
Average Plays per Game	65.3	64.6	**0.7**
Average Yards per Play	6.0	5.1	**0.9**
Rushing Yards per Game	118.8	95.2	**23.6**
NFL Rank -- Rush Yds. per Game	17	28	**-11**
Average Yards per Rush	4.6	4.0	**0.6**
Rushing Attempts per Game	26.1	24.0	**2.1**
Rushing Touchdowns	15	5	**10**
Net Passing Yards per Game	274.3	232.9	**41.5**
NFL Rank -- Net Pass Yds. per Game	1	10	**-9**
Yards per Pass Attempt	7.6	6.4	**1.2**
Passing Attempts	563	574	-11
Passing Completions	386	362	**24**
Completion Percentage	68.6%	63.1%	**5.5%**
Passing Touchdowns	29	22	**7**
Interceptions Thrown	11	12	**-1**
Sacks Allowed	25	35	**-10**
Fumbles	19	27	**-8**
Fumbles Lost	8	12	**-4**
Penalties	113	109	4
Penalty Yards	953	785	168
Gross Punting Average	48.2	48.3	-0.1
Net Punting Average	46.0	43.8	**2.3**
Punt Return Average	6.3	10.3	-4.0
Kickoff Return Average	25.2	32.7	-7.4

COWBOYS DEFENSE (OPPONENT)	2025	2024	DIFFERENCE
Points Allowed	454	404	50
Total Touchdowns Allowed	54	47	7
Field Goals Made	25	26	**-1**
Field Goals Attempted	27	28	**-1**
Field Goal Percentage	92.6%	92.9%	**-0.3%**
Third Down Efficiency	47.5%	35.2%	12.3%
Net Yards per Game	380.1	359.6	20.5
NFL Rank -- Net Yds. per Game	29	27	2
Average Plays per Game	62.2	62.0	0.2
Average Yards per Play	6.1	5.8	0.3
Rushing Yards per Game	122.3	135.9	**-13.7**
NFL Rank -- Rush Yds. per Game	19	27	**-8**
Average Yards per Rush	4.5	4.8	**-0.3**
Rushing Attempts per Game	26.9	28.1	**-1.2**
Rushing Touchdowns Allowed	21	23	**-2**
Net Passing Yards per Game	257.8	223.7	34.1
NFL Rank -- Net Pass Yds. per Game	31	22	9
Yards per Pass Attempt	8.2	7.9	0.3
Passing Attempts	500	462	38
Passing Completions	344	315	29
Completion Percentage	68.8%	68.2%	0.6%
Passing Touchdowns Allowed	33	23	10
Interceptions	6	13	-7
Sacks	29	46	-17
Fumbles Caused	11	20	-9
Fumbles Recovered	5	8	-3
Penalties	117	123	-6
Penalty Yards	1,008	939	**69**
Gross Punting Average	46.6	46.4	0.2
Net Punting Average	39.7	38.9	0.7
Punt Return Average	9.5	10.8	**-1.3**
Kickoff Return Average	25.6	27.0	**-1.4**

Bold indicates Cowboys improvement

GAME-BY-GAME STARTERS AND INACTIVES

2025 REGULAR SEASON

OFFENSE

DATE	OPPONENT	WR	LT	LG	C	RG	RT	TE	QB	RB	FB	WR	WR
9/4	at Philadelphia	G. Pickens	T. Guyton	T. Smith	C. Beebe	T. Booker	T. Steele	J. Ferguson	D. Prescott	J. Williams		J. Tolbert	C. Lamb
9/14	N.Y. Giants	G. Pickens	T. Guyton	T. Smith	C. Beebe	T. Booker	T. Steele	J. Ferguson	D. Prescott	J. Williams		J. Tolbert	C. Lamb
9/21	at Chicago	G. Pickens	T. Guyton	T. Smith	B. Hoffman	T. Booker	T. Steele	L. Schoonmaker	D. Prescott	J. Williams	H. Luepke		C. Lamb
9/28	Green Bay	G. Pickens	T. Guyton	T. Smith	B. Hoffman	T. Bass	T. Steele	J. Ferguson	D. Prescott	J. Williams		K. Turpin	J. Tolbert
10/5	at N.Y. Jets	G. Pickens	N. Thomas	H. Adeniji	B. Hoffman	T. Bass	T. Steele	J. Ferguson	D. Prescott	J. Williams		J. Tolbert	R. Flournoy
10/12	at Carolina	G. Pickens	T. Guyton	T. Smith	B. Hoffman	T. Bass	T. Steele	L. Schoonmaker	D. Prescott	J. Williams	B. Spann-Ford		J. Tolbert
10/19	Washington	G. Pickens	T. Guyton	T. Smith	B. Hoffman	T. Booker	T. Steele	J. Ferguson	D. Prescott	J. Williams		K. Turpin	C. Lamb
10/26	at Denver	G. Pickens	T. Guyton	T. Smith	B. Hoffman	T. Booker	T. Steele	L. Schoonmaker	D. Prescott	J. Williams	B. Spann-Ford		C. Lamb
11/3	Arizona	G. Pickens	T. Guyton	T. Smith	C. Beebe	T. Booker	T. Steele	J. Ferguson	D. Prescott	J. Williams	B. Spann-Ford		C. Lamb
11/17	at Las Vegas	R. Flournoy	T. Guyton	T. Smith	C. Beebe	T. Booker	T. Steele	J. Ferguson	D. Prescott	J. Williams	L. Schoonmaker		J. Tolbert
11/23	Philadelphia	G. Pickens	T. Guyton	T. Smith	C. Beebe	T. Booker	T. Steele	B. Spann-Ford	D. Prescott	J. Williams	H. Luepke		C. Lamb
11/27	Kansas City	J. Tolbert	N. Thomas	T. Smith	C. Beebe	T. Booker	T. Steele	L. Schoonmaker	D. Prescott	J. Williams	H. Luepke		C. Lamb
12/4	at Detroit	G. Pickens	N. Thomas	T. Smith	C. Beebe	T. Booker	T. Steele	L. Schoonmaker	D. Prescott	J. Williams	H. Luepke		C. Lamb
12/14	Minnesota	G. Pickens	N. Thomas	T. Smith	C. Beebe	T. Booker	T. Steele	L. Schoonmaker	D. Prescott	J. Williams	B. Spann-Ford		C. Lamb
12/21	L.A. Chargers	G. Pickens	T. Smith	T. Bass	C. Beebe	T. Booker	T. Steele	J. Ferguson	D. Prescott	J. Williams		R. Flournoy	C. Lamb
12/25													
1/4													

2025 REGULAR SEASON

DEFENSE

DATE	OPPONENT	DE	DT	DT	DT	EDGE	LB	LB	LB	CB	NCB	CB	S	S
9/4	at Philadelphia	D. Fowler	O. Odighizuwa	Ke. Clark		S. Williams	K. Murray	J. Sanborn	Da. Clark	D. Bland		K. Elam	M. Hooker	D. Wilson
9/14	N.Y. Giants	D. Fowler	O. Odighizuwa	K. Clark		S. Williams	K. Murray	J. Sanborn		T. Diggs	R. Steward	K. Elam	M. Hooker	D. Wilson
9/21	at Chicago	D. Fowler	O. Odighizuwa	Ke. Clark		S. Williams	K. Murray	J. Sanborn	Da. Clark	T. Diggs		K. Elam	M. Hooker	D. Wilson
9/28	Green Bay	D. Fowler	O. Odighizuwa	K. Clark		M. Kneeland	K. Murray	J. Sanborn	M. Liufau	D. Bland		K. Elam	M. Hooker	D. Wilson
10/5	at N.Y. Jets	D. Fowler	O. Odighizuwa	K. Clark		S. Williams	K. Murray	J. Sanborn	M. Liufau	D. Bland		T. Diggs	J. Thomas	D. Wilson
10/12	at Carolina	D. Fowler	O. Odighizuwa	K. Clark		M. Kneeland	S. James	K. Murray	M. Liufau	D. Bland		T. Diggs	J. Thomas	D. Wilson
10/19	Washington	D. Fowler	O. Odighizuwa	K. Clark		S. Williams	S. James	K. Murray	M. Liufau	D. Bland		K. Elam	M. Bell	D. Wilson
10/26	at Denver	D. Fowler	O. Odighizuwa	Ke. Clark		M. Kneeland	S. James	K. Murray		K. Elam	D. Bland	T. Bridges	M. Bell	Al. Clark
11/3	Arizona	J. Clowney	O. Odighizuwa	K. Clark	So. Thomas	D. Ezeiruaku	S. James	K. Murray		D. Bland		K. Elam	M. Bell	Ju. Thomas
11/17	at Las Vegas	J. Clowney	O. Odighizuwa	K. Clark	Q. Williams	D. Ezeiruaku	D. Overshown	K. Murray		D. Bland		C. Carson	M. Hooker	D. Wilson
11/23	Philadelphia	J. Clowney	O. Odighizuwa	K. Clark	Q. Williams	D. Ezeiruaku	D. Overshown	K. Murray		D. Bland		C. Carson	M. Hooker	D. Wilson
11/27	Kansas City	D. Fowler	Q. Williams	K. Clark		D. Ezeiruaku	D. Overshown	K. Murray		D. Bland	R. Steward	S. Revel	M. Hooker	D. Wilson
12/4	at Detroit	D. Fowler	O. Odighizuwa	K. Clark	Q. Williams	D. Ezeiruaku	K. Murray			D. Bland	R. Steward	S. Revel	M. Hooker	D. Wilson
12/14	Minnesota	J. Clowney	Q. Williams	K. Clark		D. Ezeiruaku	D. Overshown	Lo. Wilson	M. Liufau	D. Bland		S. Revel	M. Hooker	Do. Wilson
12/21	L.A. Chargers	J. Clowney	O. Odighizuwa	K. Clark	S. Thomas	D. Ezeiruaku	D. Overshown	K. Murray		T. Diggs		S. Revel	M. Hooker	D. Wilson
12/25														
1/4														

Rookies underlined.

2025 REGULAR SEASON INACTIVES

DATE	OPPONENT	1	2	3	4	5	6	7
9/4	at Philadelphia	H. Adeniji	J. Blue	A. Cornelius	S. James	T. Keegan	M. Smith	P. Winfrey-I
9/14	N.Y. Giants	H. Adeniji	D. Bland-I	J. Blue	A. Cornelius	S. James	T. Keegan	M. Smith
9/21	at Chicago	D. Bland-I	J. Blue	J. Clowney	A. Cornelius	S. James	T. Keegan	J. Toia
9/28	Green Bay	J. Blue	T. Booker-I	D. Clark	A. Cornelius	C. Lamb-I	J. Toia	
10/5	at N.Y. Jets	T. Booker-I	T. Guyton-I	M. Kneeland-I	C. Lamb-I	M. Sanders-I	J. Toia	K. Turpin-I
10/12	at Carolina	T. Booker-I	A. Cornelius-I	C. Lamb-I	J. Sanborn-I	M. Smith	K. Turpin-I	
10/19	Washington	A. Cornelius-I	T. Diggs-I	T. Keegan-I	M. Kneeland-I	J. Thomas-I	J. Toia	
10/26	at Denver	A. Cornelius-I	J. Mingo	J. Sanborn-I	J. Thomas-I	J. Toia	D. Wilson-I	
11/3	Arizona	H. Adeniji	J. Blue	A. Clark-I	A. Cornelius-I	J. Mingo	M. Smith	D. Wilson-I
11/17	at Las Vegas	H. Adeniji	J. Blue	T. Bridges	D. Clark	J. Mingo	S. Thomas-I	
11/23	Philadelphia	H. Adeniji	J. Blue	J. Toia	J. Tolbert	P. Winfrey		
11/27	Kansas City	J. Blue	C. Carson-I	T. Guyton-I	J. Mingo	J. Toia	P. Winfrey	
12/4	at Detroit	J. Blue	J. Clowney-I	T. Guyton-I	J. Toia	J. Tolbert	P. Winfrey	
12/14	Minnesota	J. Blue	T. Guyton-I	J. Toia	J. Tolbert	P. Winfrey		
12/21	L.A. Chargers	J. Blue	C. Carson-I	T. Guyton-I	J. Toia	J. Tolbert	Q. Williams-I	
12/25	at Washington							
1/4	at N.Y. Giants							

Underline denotes rookie, "I" denotes injury, "*" denotes QB3

GAME-BY-GAME ELEVATIONS

Date	Opponent	ELEVATIONS	
9/4	@ Philadelphia	WR, Ryan Flournoy	LB, Buddy Johnson
9/14	N.Y. Giants	CB, Zion Childress	CB, Robert Rochell
9/21	@ Chicago	CB, Zion Childress	CB, Robert Rochell
9/28	Green Bay	WR, Jalen Cropper	
10/5	@ N.Y. Jets	WR, Jalen Brooks	WR, Jalen Cropper
10/12	@ Carolina	WR, Parris Campbell	
10/19	Washington	RB, Malik Davis	
10/26	@ Denver	DB, Corey Ballentine	RB, Malik Davis
11/3	Arizona	CB, Zion Childress	RB, Malik Davis
11/17	@ Las Vegas	RB, Malik Davis	
11/23	Philadelphia		
11/27	Kansas City	DB, Corey Ballentine	
12/4	@ Detroit	DE, Isaiah Land	
12/14	Minnesota		
12/21	LA Chargers	DB, Corey Ballentine	
12/25	@ Washington		
TBD	@ N.Y. Giants		

BIG RUN PLAYS (10+ YARDS)

DATE	OPPONENT	QTR	COWBOYS	YARDS	DOWN	RESULT	QTR	OPPONENTS	YARDS	DOWN	RESULT
9/4	at Philadelphia	1	Javonte Williams	11	2-10-PHI 12	TD	1	Saquon Barkley	16	2-3-PHI 48	TD
		3	Miles Sanders	49	2-10-DAL 40	FUM	1	Will Shipley	20	1-10-DAL 25	TD
							2	Jalen Hurts	15	3-5-DAL 24	TD
							2	**Saquon Barkley**	**10t**	2-5-DAL 10	TD
							3	Saquon Barkley	12	2-7-PHI 42	FG
9/14	N.Y. Giants	3	**Javonte Williams**	**30t**	1-10-NYG 30	TD	4	Cam Skattebo	24	1-10-DAL 25	TD
		4	Javonte Williams	13	1-10-NYG 22	TD	4	Russell Wilson	15	2-10-NYG 37	TD
		5	Javonte Williams	19	2-29-DAL 19	Punt					
		5	Dak Prescott	14	2-9-NYG 42	FG					
9/21	at Chicago	1	Javonte Williams	22	2-3- 50	FUM	2	Olamide Zaccheaus	12	1-10-DAL 23	FG
							3	D'Andre Swift	11	1-10-CHI 24	TD
9/28	Green Bay	3	Ryan Flournoy	12	1-10-GB 35	TD	3	Josh Jacobs	19	1-10-DAL 38	TD
		4	Javonte Williams	13	2-4-GB 16	TD	4	Jordan Love	25	3-2-GB 38	TD
		5	Javonte Williams	11	1-10-DAL 20	FG	4	**Josh Jacobs**	**18t**	2-7-DAL 18	TD
							4	Josh Jacobs	14	1-10-DAL 29	TD
							5	Emanuel Wilson	13	2-1-GB 47	FG
10/5	at N.Y. Jets	2	Dak Prescott	14	2-10-DAL 19	TD	1	Breece Hall	22	3-1-DAL 43	FG
		2	Javonte Williams	11	1-10-NYJ 16	TD	1	Breece Hall	16	1-10-NYJ 26	Punt
		2	Javonte Williams	66	1-10-DAL 33	TD	2	Breece Hall	21	1-10-NYJ 33	FUM
		3	Ryan Flournoy	10	1-10-DAL 47	TD	2	Breece Hall	10	1-10-DAL 23	FUM
							3	Breece Hall	17	1-10-NYJ 24	Punt
							4	Breece Hall	16	1-10-NYJ 31	Downs
							4	Justin Fields	11	2-1-DAL 33	TD
10/12	at Carolina		NONE				1	Rico Dowdle	12	1-10-DAL 46	FG
							2	Rico Dowdle	11	1-10-CAR 35	TD
							2	Rico Dowdle	12	1-10-DAL 32	TD
							3	Jimmy Horn Jr.	11	2-3-CAR 42	TD
							4	Rico Dowdle	15	2-3-DAL 29	TD
							4	Trevor Etienne	11	1-10-DAL 23	FG
10/19	Washington	2	Javonte Williams	33	1-10-WAS 35	TD	2	Jayden Daniels	14	1-10-WAS 44	TD
		3	Javonte Williams	17	2-2-WAS 47	TD	2	Jeremy McNichols	19	2-3-DAL 20	TD
							3	Marcus Mariota	25	1-10-WAS 47	TD
10/26	at Denver	2	Jaydon Blue	14	1-5-DAL 46	TD	1	**RJ Harvey**	**40t**	2-10-DAL 40	TD
							1	J.K. Dobbins	21	1-10-DAL 46	TD
							2	J.K. Dobbins	15	2-6-DEN 32	TD
							3	J.K. Dobbins	25	1-10-DAL 46	FG
							4	J.K. Dobbins	15	1-10-DEN 45	TD
11/3	Arizona	1	Javonte Williams	11	1-10-ARI 18	Downs	2	Emari Demercado	16	1-10-DAL 31	TD
		3	Javonte Williams	15	1-10-ARI 32	FG	3	Zonovan Knight	17	1-10-DAL 24	TD
		4	Javonte Williams	19	1-10-ARI 24	TD	3	Emari Demercado	11	1-10-ARI 39	FG
		4	Dak Prescott	14	1-10-DAL 33	FUM	4	Emari Demercado	19	2-4-ARI 43	Downs
11/17	at Las Vegas	1	Javonte Williams	10	2-4-LV 28	TD	2	Ashton Jeanty	11	2-10-LV 42	Punt
		2	Javonte Williams	16	1-10-LV 48	TD					
		4	Javonte Williams	13	2-10-LV 24	Downs					
11/23	Philadelphia	1	Javonte Williams	20	1-10-DAL 35	FUM		NONE			
		3	Malik Davis	21	1-10-DAL 45	Miss FG					
		3	Javonte Williams	12	1-10-DAL 17	TD					
11/27	Kansas City	2	**Malik Davis**	**43t**	2-1-KC 43	TD	1	Kareem Hunt	14	1-10-KC 28	TD
		3	KaVontae Turpin	25	1-10-DAL 15	FG	1	Xavier Worthy	17	2-3-KC 49	TD
		4	Javonte Williams	11	1-10-DAL 42	TD	1	Patrick Mahomes	16	3-14-DAL 25	TD
							4	Patrick Mahomes	10	2-10-DAL 20	TD
12/4	at Detroit	3	Javonte Williams	11	1-10-DET 30	TD	1	Jahmyr Gibbs	19	3-3-DET 43	FG
		4	Dak Prescott	12	1-10-DAL 30	TD	2	**David Montgomery**	**35t**	2-10-DAL 35	TD
		4	Javonte Williams	11	1-10-DAL 42	TD	4	**Jahmyr Gibbs**	**10t**	2-7-DAL 10	TD
							4	**Jahmyr Gibbs**	**13t**	1-10-DAL 13	TD
12/14	Minnesota	3	Javonte Williams	15	1-10-DAL 42	FG	2	Aaron Jones Sr.	13	2-2-MIN 49	FG
		3	Javonte Williams	21	2-7-DAL 43	FG	4	Aaron Jones Sr.	16	2-8-DAL 46	FG
		3	Javonte Williams	11	1-10-DAL 35	Miss FG					
		4	Javonte Williams	15	1-10-DAL 27	Downs					
12/21	L.A. Chargers		NONE				2	Omarion Hampton	18	1-10-LAC 27	TD
							2	Omarion Hampton	12	2-4-DAL 42	TD
							4	Justin Herbert	34	3-7-LAC 32	FG
							4	Omarion Hampton	10	1-10-DAL 20	TD
12/25	at Washington										
1/4	at N.Y. Giants										
TOTALS		**37 - 685 (18.5), 2 TDS**					**54 - 894 (16.6), 6 TDS**				

BIG PASS PLAYS (20+ YARDS)

DATE	OPPONENT	QTR	COWBOYS	YARDS	DOWN	RESULT	QTR	OPPONENTS	YARDS	DOWN	RESULT
9/4	at Philadelphia	1	Dak Prescott -> CeeDee Lamb	32	3-1-PHI 33	TD	2	Jalen Hurts -> Jahan Dotson	51	3-6-PHI 23	TD
		1	Dak Prescott -> CeeDee Lamb	26	3-2-DAL 41	TD					
9/14	N.Y. Giants	2	Dak Prescott -> CeeDee Lamb	33	2-6-DAL 29	FG	1	Russell Wilson -> Wan'Dale Robinson	50	3-24-NYG 48	FG
		4	Dak Prescott -> CeeDee Lamb	25	2-11-DAL 36	TD	1	Russell Wilson -> Malik Nabers	28	3-1-NYG 40	FG
		5	Dak Prescott -> George Pickens	27	1-10-DAL 30	FG	2	Russell Wilson -> Wan'Dale Robinson	25	1-10-NYG 46	TD
							2	**Russell Wilson -> Malik Nabers**	**29t**	1-10-DAL 29	TD
							3	Russell Wilson -> Darius Slayton	52	1-10-NYG 33	FG
							4	**Russell Wilson -> Wan'Dale Robinson**	**32t**	4-4-DAL 32	TD
							4	**Russell Wilson -> Malik Nabers**	**48t**	1-10-DAL 48	TD
9/21	at Chicago	2	Dak Prescott -> George Pickens	21	2-6-CHI 42	TD	1	Caleb Williams -> Colston Loveland	31	1-10-CHI 32	TD
		3	Dak Prescott -> KaVontae Turpin	27	1-10-DAL 34	INT	1	**Caleb Williams -> Rome Odunze**	**35t**	3-8-DAL 35	TD
		4	Dak Prescott -> KaVontae Turpin	37	1-10-DAL 49	INT	1	**Caleb Williams -> Luther Burden III**	**65t**	1-10-CHI 35	TD
		4	Joe Milton -> George Pickens	24	1-10-DAL 32	INT	2	Caleb Williams -> D'Andre Swift	41	3-9-CHI 36	FG
							2	Caleb Williams -> Luther Burden III	29	1-10-DAL 39	TD
9/28	Green Bay	2	Dak Prescott -> George Pickens	28	1-10-GB 29	TD	1	Jordan Love -> Matthew Golden	46	3-9-GB 32	TD
		4	**Dak Prescott -> George Pickens**	**28t**	1-10-GB 28	TD	1	Jordan Love -> Emanuel Wilson	25	1-10-GB 32	TD
		5	Dak Prescott -> George Pickens	22	3-5-DAL 36	FG	2	Jordan Love -> Josh Jacobs	28	2-19-DAL 29	TD
		5	Dak Prescott -> Jalen Tolbert	34	2-7-GB 39	FG	4	Jordan Love -> Josh Jacobs	25	1-10-GB 26	FG
10/5	at N.Y. Jets	1	Dak Prescott -> Ryan Flournoy	40	3-5-DAL 40	FG	3	Justin Fields -> Garrett Wilson	25	1-10-NYJ 26	FG
		2	**Dak Prescott -> Jake Ferguson**	**26t**	1-10-NYJ 26	TD					
		2	Dak Prescott -> Ryan Flournoy	46	1-10-DAL 38	TD					
		3	**Dak Prescott -> George Pickens**	**43t**	1-10-NYJ 43	TD					
10/12	at Carolina	1	Dak Prescott -> George Pickens	31	2-5-CAR 39	FG	1	Bryce Young -> Mitchell Evans	21	2-1-CAR 33	FG
		3	**Dak Prescott -> George Pickens**	**34t**	3-2-CAR 34	TD	3	Bryce Young -> Jimmy Horn Jr.	34	1-10-CAR 20	TD
		4	Dak Prescott -> George Pickens	45	3-5-DAL 35	FG	3	**Bryce Young -> Rico Dowdle**	**36t**	1-10-DAL 36	TD
10/19	Washington	1	Dak Prescott -> George Pickens	24	1-10-DAL 40	FG	1	Jayden Daniels -> Chris Moore	44	1-10-WAS 47	TD
		1	**Dak Prescott -> CeeDee Lamb**	**74t**	1-10-DAL 26	TD	2	Jayden Daniels -> Jaylin Lane	35	3-6-WAS 14	Downs
		2	Dak Prescott -> George Pickens	44	2-17-DAL 21	TD	4	Marcus Mariota -> Zach Ertz	27	2-10-WAS 28	Downs
10/26	at Denver	1	Dak Prescott -> CeeDee Lamb	29	2-1-DEN 32	FG	1	Bo Nix -> Troy Franklin	26	3-2-DEN 34	TD
		4	**Joe Milton -> Jalen Tolbert**	**35t**	2-10-DEN 35	TD	1	**Bo Nix -> Troy Franklin**	**25t**	1-20-DAL 25	TD
							2	**Bo Nix -> Pat Bryant**	**24t**	2-2-DAL 24	TD
							4	Bo Nix -> Courtland Sutton	39	2-12-DEN 40	TD
11/3	Arizona	3	Dak Prescott -> Jake Ferguson	23	2-10-DAL 45	FG	1	Jacoby Brissett -> Marvin Harrison Jr.	20	3-14-ARI 49	TD
		3	Dak Prescott -> CeeDee Lamb	33	1-10-DAL 39	Downs	3	Jacoby Brissett -> Michael Wilson	50	1-10-ARI 26	TD
11/17	at Las Vegas	2	Dak Prescott -> CeeDee Lamb	23	1-10-LV 37	TD	1	Geno Smith -> Ian Thomas	20	1-10-DAL 37	FG
		2	**Dak Prescott -> George Pickens**	**37t**	1-15-LV 37	TD	2	Geno Smith -> Tre Tucker	26	1-10-LV 39	FG
		3	Dak Prescott -> George Pickens	21	3-4-DAL 37	TD					
11/23	Philadelphia	2	Dak Prescott -> KaVontae Turpin	48	1-10-DAL 28	TD	1	Jalen Hurts -> A.J. Brown	22	3-5-DAL 43	TD
		3	Dak Prescott -> George Pickens	23	2-3-DAL 11	Miss FG	2	Jalen Hurts -> DeVonta Smith	41	3-12-PHI 48	TD
		3	Dak Prescott -> CeeDee Lamb	48	3-5-DAL 34	TD					
		4	Dak Prescott -> George Pickens	43	1-10-DAL 46	TD					
		4	Dak Prescott -> George Pickens	24	2-10-PHI 46	FG					
11/27	Kansas City	4	Dak Prescott -> George Pickens	39	3-8-KC 45	TD	1	**Patrick Mahomes -> Rashee Rice**	**27t**	1-10-DAL 27	TD
		4	Dak Prescott -> CeeDee Lamb	51	1-10-DAL 10	FG	2	Patrick Mahomes -> Travis Kelce	22	1-10-KC 24	Punt
							3	Patrick Mahomes -> Rashee Rice	28	2-9-KC 21	TD
							3	Patrick Mahomes -> Kareem Hunt	22	3-3-DAL 44	TD
							4	Patrick Mahomes -> Xavier Worthy	42	3-5-KC 38	TD
12/4	at Detroit	2	Dak Prescott -> CeeDee Lamb	37	1-10-DAL 21	FUM	1	Jared Goff -> Jahmyr Gibbs	26	1-10-DAL 38	FG
		2	Dak Prescott -> CeeDee Lamb	21	2-5-DAL 25	FG	1	Jared Goff -> Amon-Ra St. Brown	26	2-13-DAL 34	TD
		3	Dak Prescott -> CeeDee Lamb	32	2-7-DAL 38	TD	2	Jared Goff -> Jameson Williams	25	2-17-DET 40	TD
		4	**Dak Prescott -> Ryan Flournoy**	**42t**	2-5-DET 42	TD	4	Jared Goff -> Jameson Williams	29	3-6-DET 45	TD
		4	Dak Prescott -> Ryan Flournoy	20	2-19-DAL 24	FG	4	Jared Goff -> Amon-Ra St. Brown	37	2-9- 50	TD
		4	Dak Prescott -> KaVontae Turpin	21	1-10-DAL 41	INT					
12/14	Minnesota	1	Dak Prescott -> CeeDee Lamb	30	1-10-DAL 46	TD	1	**J.J. McCarthy -> Jalen Nailor**	**20t**	1-10-DAL 20	TD
		3	Dak Prescott -> Luke Schoonmaker	29	2-7-MIN 40	FG	2	J.J. McCarthy -> Jordan Addison	58	3-8-MIN 38	TD
		3	Dak Prescott -> CeeDee Lamb	30	1-10-DAL 10	FG	3	J.J. McCarthy -> T.J. Hockenson	29	1-10-MIN 27	TD
		4	Dak Prescott -> Jonathan Mingo	25	2-10-DAL 35	FG	3	J.J. McCarthy -> Jalen Nailor	23	4-3-DAL 37	TD
12/21	L.A. Chargers	1	Dak Prescott -> George Pickens	28	4-2-LAC 39	TD	1	Justin Herbert -> Tre' Harris	23	3-4-LAC 41	TD
		2	**Dak Prescott -> George Pickens**	**38t**	2-2-LAC 38	TD	1	**Justin Herbert -> Quentin Johnston**	**23t**	2-8-DAL 23	TD
		3	Dak Prescott -> George Pickens	22	1-10-DAL 31	Downs	2	**Justin Herbert -> Ladd McConkey**	**25t**	2-10-DAL 25	TD
							3	Justin Herbert -> Quentin Johnston	50	2-8-LAC 26	FG
							4	Justin Herbert -> Quentin Johnston	25	3-9-DAL 45	TD
12/25	at Washington										
1/4	at N.Y. Giants										
TOTALS			**50 - 1,623 (32.5), 9 TDS**					**53 - 1,715 (32.4), 12 TDS**			

BIG RUN AND PASS PLAYS (20+ YARDS)

DATE	OPPONENT	QTR	COWBOYS	RUN	PASS	DOWN	RESULT	QTR	OPPONENTS	RUN	PASS	DOWN	RESULT
9/4	at Philadelphia	1	D. Prescott -> C. Lamb		32	3-1-PHI 33	TD	1	W. Shipley run	20		1-10-DAL 25	TD
		1	D. Prescott -> C. Lamb		26	3-2-DAL 41	TD	2	J. Hurts -> J. Dotson		51	3-6-PHI 23	TD
		3	M. Sanders run	49		2-10-DAL 40	FUM						
9/14	N.Y. Giants	2	D. Prescott -> C. Lamb		33	2-6-DAL 29	FG	1	R. Wilson -> W. Robinson		50	3-24-NYG 48	FG
		3	**J. Williams run**	**30t**		1-10-NYG 30	TD	1	R. Wilson -> M. Nabers		28	3-1-NYG 40	FG
		4	D. Prescott -> C. Lamb		25	2-11-DAL 36	TD	2	R. Wilson -> W. Robinson		25	1-10-NYG 46	TD
		5	D. Prescott -> G. Pickens		27	1-10-DAL 30	FG	2	**R. Wilson -> M. Nabers**		**29t**	1-10-DAL 29	TD
								3	R. Wilson -> D. Slayton		52	1-10-NYG 33	FG
								4	C. Skattebo run	24		1-10-DAL 25	TD
								4	**R. Wilson -> W. Robinson**		**32t**	4-4-DAL 32	TD
								4	**R. Wilson -> M. Nabers**		**48t**	1-10-DAL 48	TD
9/21	at Chicago	1	J. Williams run	22		2-3- 50	FUM	1	C. Williams -> C. Loveland		31	1-10-CHI 32	TD
		2	D. Prescott -> G. Pickens		21	2-6-CHI 42	TD	1	**C. Williams -> R. Odunze**		**35t**	3-8-DAL 35	TD
		3	D. Prescott -> K. Turpin		27	1-10-DAL 34	INT	1	**C. Williams -> L. Burden III**		**65t**	1-10-CHI 35	TD
		4	D. Prescott -> K. Turpin		37	1-10-DAL 49	INT	2	C. Williams -> D. Swift		41	3-9-CHI 36	FG
		4	J. Milton -> G. Pickens		24	1-10-DAL 32	INT	2	C. Williams -> L. Burden III		29	1-10-DAL 39	TD
9/28	Green Bay	2	D. Prescott -> G. Pickens		28	1-10-GB 29	TD	1	J. Love -> M. Golden		46	3-9-GB 32	TD
		4	**D. Prescott -> G. Pickens**		**28t**	1-10-GB 28	TD	1	J. Love -> E. Wilson		25	1-10-GB 32	TD
		5	D. Prescott -> G. Pickens		22	3-5-DAL 36	FG	2	J. Love -> J. Jacobs		28	2-19-DAL 29	TD
		5	D. Prescott -> J. Tolbert		34	2-7-GB 39	FG	4	J. Love run	25		3-2-GB 38	TD
								4	J. Love -> J. Jacobs		25	1-10-GB 26	FG
10/5	at N.Y. Jets	1	D. Prescott -> R. Flournoy		40	3-5-DAL 40	FG	1	B. Hall run	22		3-1-DAL 43	FG
		2	**D. Prescott -> J. Ferguson**		**26t**	1-10-NYJ 26	TD	2	B. Hall run	21		1-10-NYJ 33	FUM
		2	D. Prescott -> R. Flournoy		46	1-10-DAL 38	TD	3	J. Fields -> G. Wilson		25	1-10-NYJ 26	FG
		2	J. Williams run	66		1-10-DAL 33	TD						
		3	**D. Prescott -> G. Pickens**		**43t**	1-10-NYJ 43	TD						
10/12	at Carolina	1	D. Prescott -> G. Pickens		31	2-5-CAR 39	FG	1	B. Young -> M. Evans		21	2-1-CAR 33	FG
		3	**D. Prescott -> G. Pickens**		**34t**	3-2-CAR 34	TD	3	B. Young -> J. Horn Jr.		34	1-10-CAR 20	TD
		4	D. Prescott -> G. Pickens		45	3-5-DAL 35	FG	3	**B. Young -> R. Dowdle**		**36t**	1-10-DAL 36	TD
10/19	Washington	1	D. Prescott -> G. Pickens		24	1-10-DAL 40	FG	1	J. Daniels -> C. Moore		44	1-10-WAS 47	TD
		1	**D. Prescott -> C. Lamb**		**74t**	1-10-DAL 26	TD	2	J. Daniels -> J. Lane		35	3-6-WAS 14	Downs
		2	D. Prescott -> G. Pickens		44	2-17-DAL 21	TD	3	M. Mariota run	25		1-10-WAS 47	TD
		2	J. Williams run	33		1-10-WAS 35	TD	4	M. Mariota -> Z. Ertz		27	2-10-WAS 28	Downs
10/26	at Denver	1	D. Prescott -> C. Lamb		29	2-1-DEN 32	FG	1	B. Nix -> T. Franklin		26	3-2-DEN 34	TD
		4	**J. Milton -> J. Tolbert**		**35t**	2-10-DEN 35	TD	1	**R. Harvey run**	**40t**		2-10-DAL 40	TD
								1	J. Dobbins run	21		1-10-DAL 46	TD
								1	**B. Nix -> T. Franklin**		**25t**	1-20-DAL 25	TD
								2	**B. Nix -> P. Bryant**		**24t**	2-2-DAL 24	TD
								3	J. Dobbins run	25		1-10-DAL 46	FG
								4	B. Nix -> C. Sutton		39	2-12-DEN 40	TD
11/3	Arizona	3	D. Prescott -> J. Ferguson		23	2-10-DAL 45	FG	1	J. Brissett -> M. Harrison Jr.		20	3-14-ARI 49	TD
		3	D. Prescott -> C. Lamb		33	1-10-DAL 39	Downs	3	J. Brissett -> M. Wilson		50	1-10-ARI 26	TD
11/17	at Las Vegas	2	D. Prescott -> C. Lamb		23	1-10-LV 37	TD	1	G. Smith -> I. Thomas		20	1-10-DAL 37	FG
		2	**D. Prescott -> G. Pickens**		**37t**	1-15-LV 37	TD	2	G. Smith -> T. Tucker		26	1-10-LV 39	FG
		3	D. Prescott -> G. Pickens		21	3-4-DAL 37	TD						
11/23	Philadelphia	1	J. Williams run	20		1-10-DAL 35	FUM	1	J. Hurts -> A. Brown		22	3-5-DAL 43	TD
		2	D. Prescott -> K. Turpin		48	1-10-DAL 28	TD	2	J. Hurts -> D. Smith		41	3-12-PHI 48	TD
		3	D. Prescott -> G. Pickens		23	2-3-DAL 11	Miss FG						
		3	M. Davis run	21		1-10-DAL 45	Miss FG						
		3	D. Prescott -> C. Lamb		48	3-5-DAL 34	TD						
		4	D. Prescott -> G. Pickens		43	1-10-DAL 46	TD						
		4	D. Prescott -> G. Pickens		24	2-10-PHI 46	FG						
11/27	Kansas City	2	**M. Davis run**	**43t**		2-1-KC 43	TD	1	**P. Mahomes -> R. Rice**		**27t**	1-10-DAL 27	TD
		3	K. Turpin run	25		1-10-DAL 15	FG	2	P. Mahomes -> T. Kelce		22	1-10-KC 24	Punt
		4	D. Prescott -> G. Pickens		39	3-8-KC 45	TD	3	P. Mahomes -> R. Rice		28	2-9-KC 21	TD
		4	D. Prescott -> C. Lamb		51	1-10-DAL 10	FG	3	P. Mahomes -> K. Hunt		22	3-3-DAL 44	TD
								4	P. Mahomes -> X. Worthy		42	3-5-KC 38	TD
12/4	at Detroit	2	D. Prescott -> C. Lamb		37	1-10-DAL 21	FUM	1	J. Goff -> J. Gibbs		26	1-10-DAL 38	FG
		2	D. Prescott -> C. Lamb		21	2-5-DAL 25	FG	1	J. Goff -> A. St. Brown		26	2-13-DAL 34	TD
		3	D. Prescott -> C. Lamb		32	2-7-DAL 38	TD	2	J. Goff -> J. Williams		25	2-17-DET 40	TD
		4	**D. Prescott -> R. Flournoy**		**42t**	2-5-DET 42	TD	2	**D. Montgomery run**	**35t**		2-10-DAL 35	TD
		4	D. Prescott -> R. Flournoy		20	2-19-DAL 24	FG	4	J. Goff -> J. Williams		29	3-6-DET 45	TD
		4	D. Prescott -> K. Turpin		21	1-10-DAL 41	INT	4	J. Goff -> A. St. Brown		37	2-9- 50	TD
12/14	Minnesota	1	D. Prescott -> C. Lamb		30	1-10-DAL 46	TD	1	**J. McCarthy -> J. Nailor**		**20t**	1-10-DAL 20	TD
		3	D. Prescott -> L. Schoonmaker		29	2-7-MIN 40	FG	2	J. McCarthy -> J. Addison		58	3-8-MIN 38	TD
		3	D. Prescott -> C. Lamb		30	1-10-DAL 10	FG	3	J. McCarthy -> T. Hockenson		29	1-10-MIN 27	TD
		3	J. Williams run	21		2-7-DAL 43	FG	3	J. McCarthy -> J. Nailor		23	4-3-DAL 37	TD
		4	D. Prescott -> J. Mingo		25	2-10-DAL 35	FG						
12/21	L.A. Chargers	1	D. Prescott -> G. Pickens		28	4-2-LAC 39	TD	1	J. Herbert -> T. Harris		23	3-4-LAC 41	TD
		2	**D. Prescott -> G. Pickens**		**38t**	2-2-LAC 38	TD	1	**J. Herbert -> Q. Johnston**		**23t**	2-8-DAL 23	TD
		3	D. Prescott -> G. Pickens		22	1-10-DAL 31	Downs	2	**J. Herbert -> L. McConkey**		**25t**	2-10-DAL 25	TD
								3	J. Herbert -> Q. Johnston		50	2-8-LAC 26	FG
								4	J. Herbert run	34		3-7-LAC 32	FG
								4	J. Herbert -> Q. Johnston		25	3-9-DAL 45	TD
TOTALS			**60 - 1,953 (32.6), 11 TDS (10 RUNS, 2 TDS, 50 PASSES, 9 TDS)**						**64 - 2,007 (31.4), 14 TDS (11 RUNS, 2 TDS, 53 PASSES, 12 TDS)**				

BIG RETURNS: 30+ KO/10+ PUNT/10+ BLK KR/20+ INT/10+ FUM

DATE	OPPONENT	QTR	RETURN	COWBOYS	YARDS	DOWN	RESULT	QTR	RETURN	OPPONENTS	YARDS	DOWN	RESULT
9/4	at Philadelphia			NONE						NONE			
9/14	N.Y. Giants	1	KO	J. Tolbert	30	50	FG	4	KO	T. Tracy Jr.	30	NYG 35	TD
								4	KO	T. Tracy Jr.	30	NYG 35	TD
								5	Punt	G. Olszewski	21	NYG 34	Punt
9/21	at Chicago	2	Punt	K. Turpin	19	DAL 43	Punt	2	Punt	D. Duvernay	19	CHI 29	Punt
		4	KO	K. Turpin	31	CHI 27	INT	3	Punt	D. Duvernay	12	CHI 24	Punt
9/28	Green Bay	3	KO	K. Turpin	30	GB 24	Punt	1	KO	B. Melton	30	GB 35	TD
		4	KO	K. Turpin	45	DAL 35	TD	4	KO	B. Melton	30	GB 35	TD
10/5	at N.Y. Jets	3	KO	J. Blue	32	NYJ 24	Punt	2	Punt	A. Williams	17	NYJ 33	Punt
								4	Punt	A. Williams	15	NYJ 31	Punt
10/12	at Carolina	1	INT	D. Wilson	21	CAR 12	INT			NONE			
		3	Punt	J. Cropper	10	DAL 27	Punt						
10/19	Washington	1	KO	K. Turpin	30	DAL 35	TD	1	KO	L. McCaffrey	34	DAL 1	Punt
		3	INT	**D. Bland**	**68t**	DAL 35	TD	1	KO	L. McCaffrey	30	50	FUM
								3	KO	L. McCaffrey	41	WAS 35	TD
10/26	at Denver	2	KO	K. Turpin	33	DEN 10	Punt	1	Punt	M. Mims Jr.	13	DEN 38	Punt
								2	Punt	M. Mims Jr.	13	DEN 28	Punt
								3	KO	M. Mims Jr.	46	DEN 35	FG
								4	INT	D. Tillman	36	DEN 45	INT
11/3	Arizona	1	KO	K. Turpin	30	ARI 11	Downs	3	KO	G. Dortch	35	ARI 35	FG
		3	KO	K. Turpin	36	DAL 35	Miss FG						
11/17	at Las Vegas	2	KO	K. Turpin	31	DAL 35	TD			NONE			
		2	Punt	K. Turpin	14	DAL 21	Punt						
		2	INT	M. Bell	24	DAL 31	INT						
		4	KO	K. Turpin	39	LV 2	Punt						
11/23	Philadelphia	2	KO	K. Turpin	33	PHI 20	INT	3	KO	W. Shipley	30	DAL 8	Punt
								3	Punt	X. Gipson	14	PHI 30	Punt
11/27	Kansas City			NONE				3	KO	B. Smith	33	DAL 3	Punt
								3	Punt	N. Remigio	10	KC 37	Punt
								4	KO	N. Remigio	34	DAL 10	Punt
12/4	at Detroit			NONE				1	KO	J. Saylors	30	DET 35	FG
								1	KO	T. Kennedy	40	DAL 5	Punt
								1	Punt	T. Kennedy	21	DAL 42	Punt
								3	INT	D. Barnes	23	DAL 14	INT
								4	KO	T. Kennedy	38	DET 35	TD
								4	KO	T. Kennedy	42	DET 35	TD
12/14	Minnesota	2	KO	K. Turpin	38	MIN 41	Miss FG	3	KO	M. Price	32	MIN 35	Half
		3	KO	K. Turpin	40	DAL 35	FG	3	KO	M. Price	32	DAL 10	Punt
12/21	L.A. Chargers	2	KO	K. Turpin	31	DAL 35	TD	1	KO	K. Vidal	31	LAC 35	TD
								4	FUM	T. Tuipulotu	11	DAL 42	FUM
12/25	at Washington												
1/4	at N.Y. Giants												
TOTALS		**21 - 665 (31.7), 1 TDS**						**32 - 873 (27.3), 0 TDS**					

SCORING DRIVES

DATE	OPPONENT	Q	TIME	PLAYS	YARDS	SCORING PLAY	DAL	OPP	Q	TIME	PLAYS	YARDS	SCORING PLAY	DAL	OPP
9/4	at Philadelphia	1	3:11	6	53	J. Williams: 1 run	7	0	1	5:54	10	70	J. Hurts: 4 run	7	7
		2	5:59	9	88	J. Williams: 1 run	14	7	2	8:10	12	65	J. Hurts: 8 run	14	14
		2	4:12	10	46	B. Aubrey: 41 FG	17	14	2	1:43	8	81	S. Barkley: 10 run	17	21
		2	0:51	7	53	B. Aubrey: 53 FG	20	21	3	6:30	10	32	J. Elliott: 58 FG	20	24
9/14	N.Y. Giants	2	3:49	8	42	B. Aubrey: 51 FG	3	6	1	8:49	16	60	G. Gano: 38 FG	0	3
		2	3:26	8	64	K. Turpin: 10 pass from D. Prescott	10	13	1	3:42	8	55	G. Gano: 33 FG	0	6
		3	3:00	6	90	J. Williams: 30 run	17	13	2	2:48	5	70	M. Nabers: 29 pass from R. Wilson	3	13
		4	6:25	11	56	B. Aubrey: 44 FG	20	16	3	1:42	5	52	G. Gano: 33 FG	17	16
		4	5:53	10	85	M. Sanders: 4 run	27	23	4	2:06	4	60	C. Skattebo: 1 run	20	23
		4	1:52	11	71	G. Pickens: 6 pass from D. Prescott	34	30	4	3:30	7	63	W. Robinson: 32 pass from R. Wilson	27	30
		4	0:25	4	21	B. Aubrey: 64 FG	37	37	4	0:27	3	63	M. Nabers: 48 pass from R. Wilson	34	37
		OT	2:00	4	42	B. Aubrey: 46 FG	40	37							
9/21	at Chicago	1	6:14	11	46	B. Aubrey: 53 FG	3	7	1	1:56	5	76	R. Odunze: 35 pass from C. Williams	0	7
		2	5:21	10	50	B. Aubrey: 33 FG	6	14	1	0:11	1	65	L. Burden III: 65 pass from C. Williams	3	14
		2	4:12	7	57	G. Pickens: 2 pass from D. Prescott	14	14	2	3:42	8	54	C. Santos: 30 FG	14	17
									2	2:00	7	71	C. Kmet: 10 pass from C. Williams	14	24
									3	9:54	19	76	D. Moore: 4 pass from C. Williams	14	31
9/28	Green Bay	2	5:09	11	95	D. Prescott: 2 run	7	13	1	4:58	8	69	R. Doubs: 2 pass from J. Love	0	7
		2	0:04	1	15	G. Pickens: 15 pass from D. Prescott	14	13	2	5:41	9	68	R. Doubs: 1 pass from J. Love	0	13
		3	6:34	12	80	J. Ferguson: 8 pass from D. Prescott	21	20	3	5:25	9	76	J. Jacobs: 1 run	14	20
		4	6:49	14	77	J. Williams: 1 run	28	27	4	3:55	8	70	J. Jacobs: 18 run	21	27
		4	1:02	4	54	G. Pickens: 28 pass from D. Prescott	35	34	4	3:05	10	80	R. Doubs: 15 pass from J. Love	28	34
		OT	5:20	10	76	B. Aubrey: 22 FG	38	37	4	0:43	7	39	B. McManus: 53 FG	35	37
									OT	4:40	13	64	B. McManus: 34 FG	38	40
10/5	at N.Y. Jets	1	2:46	7	49	B. Aubrey: 35 FG	3	3	1	7:17	13	66	N. Folk: 25 FG	0	3
		2	6:10	13	90	J. Ferguson: 26 pass from D. Prescott	10	3	3	3:36	6	44	N. Folk: 48 FG	30	6
		2	1:21	7	91	J. Williams: 5 run	17	3	4	4:13	10	78	A. Beck: 1 pass from J. Fields	30	14
		2	0:14	2	67	J. Ferguson: 1 pass from D. Prescott	23	3	4	2:49	11	70	G. Wilson: 9 pass from J. Fields	37	22
		3	0:43	2	53	G. Pickens: 43 pass from D. Prescott	30	3							
		4	3:25	8	46	J. Williams: 4 pass from D. Prescott	37	14							
10/12	at Carolina	1	4:20	10	68	B. Aubrey: 23 FG	3	3	1	4:09	8	63	R. Fitzgerald: 31 FG	0	3
		2	2:09	4	12	H. Luepke: 3 pass from D. Prescott	10	3	2	3:27	6	65	T. McMillan: 19 pass from B. Young	10	10
		2	7:50	13	77	J. Ferguson: 19 pass from D. Prescott	17	10	2	3:19	9	29	R. Fitzgerald: 55 FG	17	13
		3	2:50	6	73	G. Pickens: 34 pass from D. Prescott	24	20	3	1:41	4	80	R. Dowdle: 36 pass from B. Young	17	20
		4	3:00	10	61	B. Aubrey: 28 FG	27	27	4	5:18	10	65	T. McMillan: 2 pass from B. Young	24	27
									4	6:07	15	71	R. Fitzgerald: 33 FG	27	30
10/19	Washington	1	1:55	5	66	J. Williams: 2 run	7	0	1	3:45	7	65	Z. Ertz: 5 pass from J. Daniels	7	8
		1	1:24	5	31	B. Aubrey: 47 FG	10	8	2	1:11	7	68	J. Daniels: 1 run	20	15
		1	0:11	1	74	C. Lamb: 74 pass from D. Prescott	17	8	3	2:56	7	53	C. Rodriguez Jr.: 3 run	41	22
		2	3:34	8	11	B. Aubrey: 61 FG	20	8							
		2	0:35	4	72	J. Ferguson: 2 pass from D. Prescott	27	15							
		3	4:03	9	55	J. Ferguson: 5 pass from D. Prescott	34	15							
		4	4:50	9	56	B. Aubrey: 29 FG	44	22							
10/26	at Denver	1	3:01	8	46	B. Aubrey: 24 FG	3	0	1	2:21	5	74	R. Harvey: 40 run	3	7
		2	6:15	11	59	J. Williams: 1 run	10	14	1	2:39	4	62	T. Franklin: 25 pass from B. Nix	3	14
		3	6:50	13	65	J. Williams: 1 run	17	27	2	3:42	6	65	R. Harvey: 1 run	10	20
		4	2:30	6	65	J. Tolbert: 35 pass from J. Milton	24	44	2	1:35	7	72	P. Bryant: 24 pass from B. Nix	10	27
									3	2:08	5	22	W. Lutz: 42 FG	17	30
									4	5:30	12	84	T. Franklin: 7 pass from B. Nix	17	37
									4	3:01	8	55	R. Harvey: 5 pass from B. Nix	17	44
11/3	Arizona	3	5:33	12	65	B. Aubrey: 26 FG	10	24	1	6:54	15	60	C. Ryland: 48 FG	0	3
		4	2:01	7	78	R. Flournoy: 5 pass from D. Prescott	17	27	2	4:45	8	47	M. Harrison Jr.: 4 pass from J. Brissett	0	10
									2	3:09	11	74	J. Brissett: 1 run	7	17
									3	2:12	3	74	T. McBride: 12 pass from J. Brissett	7	24
									3	4:44	9	45	C. Ryland: 34 FG	10	27
11/17	at Las Vegas	1	2:19	7	37	B. Aubrey: 50 FG	3	3	1	1:16	4	-2	D. Carlson: 35 FG	0	3
		2	2:11	6	68	C. Lamb: 18 pass from D. Prescott	10	6	1	3:34	7	46	D. Carlson: 45 FG	3	6
		2	6:33	12	79	J. Ferguson: 5 pass from D. Prescott	17	6	2	1:10	9	50	D. Carlson: 38 FG	24	9
		2	1:14	4	69	G. Pickens: 37 pass from D. Prescott	24	6	4	7:57	14	62	T. Tucker: 6 pass from G. Smith	31	16
		3	7:07	12	80	R. Flournoy: 2 pass from D. Prescott	31	9							
11/23	Philadelphia	2	2:31	6	72	G. Pickens: 1 pass from D. Prescott	7	21	1	3:10	7	50	A. Brown: 16 pass from J. Hurts	0	7
		3	2:16	7	89	B. Spann-Ford: 4 pass from D. Prescott	14	21	1	6:08	12	76	J. Hurts: 7 run	0	14
		4	1:29	3	54	D. Prescott: 8 run	21	21	2	3:10	6	66	J. Hurts: 1 run	0	21
		4	1:35	9	49	B. Aubrey: 42 FG	24	21							
11/27	Kansas City	1	6:14	12	75	C. Lamb: 15 pass from D. Prescott	7	7	1	0:36	2	37	R. Rice: 27 pass from P. Mahomes	0	7
		2	4:39	10	53	B. Aubrey: 49 FG	10	14	1	6:49	12	72	T. Kelce: 2 pass from P. Mahomes	7	14
		2	2:53	8	85	M. Davis: 43 run	17	14	4	4:18	11	80	R. Rice: 3 pass from P. Mahomes	20	21
		3	2:56	7	78	B. Aubrey: 36 FG	20	14	4	1:49	7	67	H. Brown: 10 pass from P. Mahomes	31	28
		4	3:36	8	68	J. Williams: 3 pass from D. Prescott	28	21							
		4	4:10	8	82	B. Aubrey: 26 FG	31	21							

SCORING DRIVES

12/4	at Detroit	1	2:39	8	29	B. Aubrey: 57 FG	3	3	1	4:14	8	44	J. Bates: 38 FG	0	3
		2	7:51	16	46	B. Aubrey: 42 FG	6	10	1	3:10	6	42	J. Gibbs: 1 run	3	10
		2	3:37	9	43	B. Aubrey: 55 FG	9	17	2	1:48	4	53	D. Montgomery: 35 run	6	17
		3	3:33	9	65	J. Williams: 1 run	16	27	2	0:50	6	45	J. Bates: 47 FG	9	20
		3	2:56	6	13	B. Aubrey: 63 FG	19	27	3	0:34	2	14	I. TeSlaa: 12 pass from J. Goff	9	27
		4	1:58	4	70	R. Flournoy: 42 pass from D. Prescott	27	30	4	5:59	10	40	J. Bates: 46 FG	19	30
		4	3:35	13	56	B. Aubrey: 29 FG	30	37	4	2:35	5	59	J. Gibbs: 10 run	27	37
									4	1:23	3	51	J. Gibbs: 13 run	30	44
12/14	Minnesota	1	5:39	11	35	J. Williams: 1 run	7	0	1	0:33	2	53	J. Nailor: 20 pass from J. McCarthy	7	7
		2	2:43	6	73	M. Davis: 1 run	14	7	2	5:24	10	75	J. McCarthy: 1 run	14	14
		2	1:45	10	41	B. Aubrey: 37 FG	17	17	2	4:03	8	48	W. Reichard: 29 FG	14	17
		3	3:46	7	50	B. Aubrey: 26 FG	20	17	3	3:38	8	73	C. Ham: 1 run	23	24
		3	5:20	9	67	B. Aubrey: 41 FG	23	17	4	3:08	5	51	J. Nailor: 4 pass from J. McCarthy	23	31
		4	0:49	5	42	B. Aubrey: 41 FG	26	34	4	4:22	10	26	W. Reichard: 53 FG	23	34
12/21	L.A. Chargers	1	4:40	10	79	R. Flournoy: 5 pass from D. Prescott	7	0	1	3:37	6	65	Q. Johnston: 23 pass from J. Herbert	7	7
		2	7:39	16	56	B. Aubrey: 33 FG	10	7	2	4:19	7	87	L. McConkey: 25 pass from J. Herbert	10	14
		2	1:37	4	80	G. Pickens: 38 pass from D. Prescott	17	14	2	7:49	16	81	J. Herbert: 1 run	17	21
									3	3:09	6	57	C. Dicker: 37 FG	17	24
									4	8:18	14	76	C. Dicker: 27 FG	17	27
									4	2:09	6	46	O. Hampton: 5 run	17	34
	AVG		**3:34**	**8.1**	**60.2**					**3:44**	**8.0**	**59.7**			

TURNOVER CHART

TAKEAWAYS						
DATE	OPPONENT	TAKEAWAY	QTR.	SCORE	YD-LINE	RESULT
9/4	at Philadelphia	None				
9/14	N.Y. Giants	D. Wilson INT (R. Wilson)	5	37-37	DAL 30	FG
9/21	at Chicago	None				
9/28	Green Bay	J. Houston FR (J. Houston FF)	2	7-13	GB 15	TD
10/5	at N.Y. Jets	S. Williams FR (M. Liufau FF)	2	10-3	DAL 9	TD
10/12	at Carolina	D. Wilson INT (B. Young)	1	3-3	CAR 46	TD
10/19	Washington	J. Clowney FR (S. James FF)	3	27-15	DAL 45	TD
		D. Bland INT (M. Mariota)	3	41-15	DAL 32	TD
10/26	at Denver	T. Bridges INT (B. Nix)	1	0-0	DAL 41	FG
11/3	Arizona	None				
11/17	at Las Vegas	M. Bell INT (G. Smith)	2	17-6	DAL 7	TD
11/23	Philadelphia	K. Murray FR (S. Williams FF)	4	21-21	DAL 33	Punt
		T. Sieg FR (A. Clark FF)*	4	21-21	PHI 8	Downs
11/27	Kansas City	None				
12/4	at Detroit	None				
12/14	Minnesota	Q. Williams INT (J. McCarthy)	1	0-0	MIN 35	TD
12/21	L.A. Chargers	None				
12/25						
1/4						

*Special Teams Takeaway

GIVEAWAYS						
DATE	OPPONENT	TAKEAWAY	QTR.	SCORE	YD-LINE	RESULT
9/4	at Philadelphia	M. Sanders fumble (J. Campbell FF; Q. Mitchell FR)	3	20-24	PHI 10	Punt
9/14	N.Y. Giants	D. Prescott INT (D. Phillips)	3	10-13	DAL 40	Downs
9/21	at Chicago	J. Williams fumble (T. Stevenson FF; T. Stevenson FR)	1	0-0	CHI 28	TD
		D. Prescott INT (T. Edmunds)	4	14-31	CHI 27	Punt
		D. Prescott INT (T. Edmunds: touchback)	4	14-31	CHI (-2)	Punt
		J. Milton INT (K. Byard III: touchback)	4	14-31	CHI (-3)	EOG
9/28	Green Bay	None				
10/5	at N.Y. Jets	None				
10/12	at Carolina	None				
10/19	Washington	None				
10/26	at Denver	D. Prescott INT (J. Barron)	2	10-27	DEN 22	End of Half
		D. Prescott INT (D. Tillman)	4	17-37	DEN 9	TD
11/3	Arizona	J. Ferguson fumble (M. Wilson Sr. FF; B. Baker FR)	2	0-10	ARZ 23	Blocked Punt
		J. Williams fumble (C. Simon FF; A. Davis-Gaither FR)	4	17-27	ARZ 37	Downs
		D. Prescott INT (D. Burke)	4	17-27	ARZ 41	EOG
11/17	at Las Vegas	D. Prescott fumble (M. Crosby FF; T. Hemingway FR)	1	0-0	DAL 15	FG
11/23	Philadelphia	K. Turpin fumble (Z. Baun FR)	2	0-14	PHI 34	TD
		D. Prescott INT (R. Blankenship: touchback)	2	0-21	PHI (-2)	Punt
11/27	Kansas City	D. Prescott INT (J. Watson)	1	0-0	KC 49	TD
12/4	at Detroit	J. Ferguson fumble (J. Campbell FF; B. Branch FR)	2	6-10	DET 47	TD
		D. Prescott INT (D. Barnes)	3	9-20	DAL 37	TD
		D. Prescott INT (D. Reed)	4	30-44	DET 14	EOG
12/14	Minnesota	None				
12/21	L.A. Chargers	J. Milton fumble (D. James Jr. FF; T. Tuipulotu FR)	4	17-34	LAC 47	Downs
12/25						
1/4						

TURNOVERS		
Offense:	19 Giveaways 45 Points (6 TD, 1 FG)	**Ratio** -7 (12 takes, 19 gives)
Defense:	11 Takeaways 55 Points (7 TD, 2 FG)	
Special Teams:	0 Giveaways 0 Points (0 TD, 0 FG)	**Points Off Turnovers Ratio** +10 (55 scored, 45 allowed)
	1 Takeaway 0 Points (0 TD, 0 FG)	

TAKEAWAY/GIVEAWAY CHART

DATE	OPPONENT	+/- RATIO	COWBOYS TAKEAWAYS	POINTS OFF TAKEAWAYS	COWBOYS GIVEAWAYS	POINTS OFF GIVEAWAYS	POINTS OFF TO RATIO
9/4	at Philadelphia	-1	0 (0 FUM, 0 INT)	0	1 (1 FUM, 0 INT)	0	0
9/14	N.Y. Giants	0	1 (0 FUM, 1 INT)	3	1 (0 FUM, 1 INT)	0	+3
9/21	at Chicago	-4	0 (0 FUM, 0 INT)	0	4 (1 FUM, 3 INT)	7	-7
9/28	Green Bay	+1	1 (1 FUM, 0 INT)	7	0 (0 FUM, 0 INT)	0	+7
10/5	at N.Y. Jets	+1	1 (1 FUM, 0 INT)	7	0 (0 FUM, 0 INT)	0	+7
10/12	at Carolina	+1	1 (0 FUM, 1 INT)	7	0 (0 FUM, 0 INT)	0	+7
10/19	Washington	+2	2 (1 FUM, 1 INT)	14	0 (0 FUM, 0 INT)	0	+14
10/26	at Denver	-1	1 (0 FUM, 1 INT)	3	2 (0 FUM, 2 INT)	7	-4
11/3	Arizona	-3	0 (0 FUM, 0 INT)	0	3 (2 FUM, 1 INT)	0	0
11/17	at Las Vegas	0	1 (0 FUM, 1 INT)	7	1 (1 FUM, 0 INT)	3	+4
11/23	Philadelphia	0	2 (2 FUM, 0 INT)	0	2 (1 FUM, 1 INT)	7	-7
11/27	Kansas City	-1	0 (0 FUM, 0 INT)	0	1 (0 FUM, 1 INT)	7	-7
12/4	at Detroit	-3	0 (0 FUM, 0 INT)	0	3 (1 FUM, 2 INT)	14	-14
12/14	Minnesota	+1	1 (0 FUM, 1 INT)	7	0 (0 FUM, 0 INT)	0	+7
12/21	L.A. Chargers	-1	0 (0 FUM, 0 INT)	0	1 (1 FUM, 0 INT)	0	0
12/25							
01/04							
	TOTALS	**-8**	**11 (5 FUM, 6 INT)**	**55**	**19 (8 FUM, 11 INT)**	**45**	**+10**

TURNOVER ANALYSIS AND FIRST DOWNS

FUMBLES

Player	Fum-Lost
D. Prescott	5 - 1
J. Williams	2 - 2
G. Pickens	4 - 0
M. Sanders	1 - 1
J. Ferguson	3 - 2
J. Milton	1 - 1
K. Turpin	1 - 1
J. Blue	1 - 0
J. Cropper	1 - 0
Total	19 - 8
Opponent	11 - 5

PLUS/MINUS TURNOVER RATIO

			+/-
First Quarter	3 Takeaways	3 Turnovers	E
Second Quarter	3 Takeaways	5 Turnovers	-2
First Half	**6 Takeaways**	**8 Turnovers**	-2
Third Quarter	2 Takeaways	4 Turnovers	-2
Fourth Quarter	2 Takeaways	7 Turnovers	-5
Overtime	1 Takeaway	0 Turnovers	1
Second Half	**5 Takeaways**	**11 Turnovers**	-6
Totals	**11 Takeaways**	**19 Turnovers**	**-8**

TAKE-AWAY BREAKDOWN

	TAKE-AWAYS			POINTS OFF TAKE-AWAYS					
	INTs	Fum	Total	TDs	FGs	Tot. Scores	Tot. Pts	Scoring Pct.	Pts./ Take-away
Cowboys	6	5	11	7	2	9	55	0.0	5.0
Opponents	11	8	19	6	1	7	45	36.8%	2.4

FIRST DOWNS EARNED

Total First Downs (First downs on third and fourth downs)

No	Player	Rushing	Receiving	Passing	Total
4	D. Prescott	12 (4)		202 (71)	214 (75)
33	J. Williams	63 (9)	7 (1)		70 (10)
3	G. Pickens		69 (24)		69 (24)
88	C. Lamb		40 (17)		40 (17)
87	J. Ferguson		29 (8)		29 (8)
19	R. Flournoy	2	26 (9)		28 (9)
9	K. Turpin	3	15 (5)		18 (5)
1	J. Tolbert		9 (5)		9 (5)
40	H. Luepke	3 (3)	6 (3)		9 (6)
43	M. Davis	9			9
10	J. Milton			6 (1)	6 (1)
24	M. Sanders	5			5
86	L. Schoonmaker		5		5
23	J. Blue	2 (1)			2 (1)
17	B. Aubrey	1 (1)			1 (1)
81	J. Mingo		1		1
89	B. Spann-Ford		1		1
	Totals	**100 (18)**	**208 (72)**	**208 (72)**	**--**

Note - One awarded to the passer and receiver on a pass competion

THIRD DOWN EFFICIENCY

COWBOYS												
Date	Opponent	3rd & 1	3rd & 2	3rd & 3	3rd & 4	3rd & 5	3rd & 6	3rd & 7	3rd & 8	3rd & 9	3rd & 10+	Total
9/4	at Philadelphia	3 / 3	2 / 2	0 / 0	0 / 0	2 / 2	0 / 0	0 / 0	0 / 0	0 / 0	0 / 4	7 / 11
9/14	N.Y. Giants	0 / 1	0 / 0	0 / 1	1 / 1	2 / 2	0 / 0	0 / 1	1 / 1	1 / 1	1 / 6	6 / 14
9/21	at Chicago	1 / 2	0 / 0	0 / 0	2 / 2	0 / 2	0 / 0	0 / 1	0 / 2	0 / 1	0 / 1	3 / 11
9/28	Green Bay	0 / 0	0 / 1	2 / 2	0 / 2	1 / 3	1 / 1	0 / 0	0 / 0	0 / 0	0 / 2	4 / 11
10/5	at N.Y. Jets	2 / 2	0 / 0	0 / 1	0 / 0	1 / 1	1 / 3	0 / 1	0 / 0	1 / 3	1 / 2	6 / 13
10/12	at Carolina	0 / 1	1 / 1	0 / 0	0 / 2	2 / 4	1 / 1	0 / 0	1 / 1	0 / 1	0 / 1	5 / 12
10/19	Washington	1 / 1	0 / 0	1 / 2	0 / 0	1 / 1	0 / 0	1 / 1	1 / 1	0 / 2	1 / 4	6 / 12
10/26	at Denver	1 / 2	0 / 0	1 / 1	0 / 0	0 / 1	1 / 3	0 / 0	0 / 2	0 / 0	1 / 2	4 / 11
11/3	Arizona	1 / 1	2 / 2	0 / 0	1 / 2	0 / 0	0 / 0	0 / 0	1 / 1	0 / 1	0 / 5	5 / 12
11/17	at Las Vegas	1 / 1	1 / 2	1 / 2	1 / 2	0 / 1	0 / 0	0 / 1	0 / 0	0 / 0	0 / 1	4 / 10
11/23	Philadelphia	0 / 1	1 / 1	2 / 2	0 / 0	1 / 2	0 / 2	0 / 0	1 / 1	0 / 1	0 / 2	5 / 12
11/27	Kansas City	0 / 0	2 / 3	2 / 3	0 / 2	0 / 0	0 / 0	2 / 2	1 / 2	1 / 2	1 / 2	9 / 16
12/4	at Detroit	2 / 2	0 / 0	1 / 2	1 / 2	0 / 1	1 / 1	0 / 0	1 / 1	0 / 0	0 / 6	6 / 15
12/14	Minnesota	2 / 2	0 / 0	0 / 1	0 / 1	0 / 1	0 / 0	0 / 2	0 / 2	0 / 0	0 / 3	2 / 12
12/21	L.A. Chargers	0 / 0	1 / 2	1 / 1	1 / 1	0 / 0	0 / 0	0 / 0	0 / 0	1 / 1	0 / 4	4 / 9
12/25	at Washington											
1/4	at N.Y. Giants											
	TOTALS	14 / 19	10 / 14	11 / 18	7 / 17	10 / 21	5 / 11	3 / 9	7 / 14	4 / 13	5 / 45	76 / 181
		73.7%	71.4%	61.1%	41.2%	47.6%	45.5%	33.3%	50.0%	30.8%	11.1%	42.0%
		3RD & 1-3: 35 / 51 = 68.6%			3RD & 4-6: 22 / 49 = 44.9%			3RD & 7-10+: 19 / 81 = 23.5%				

OPPONENT												
Date	Opponent	3rd & 1	3rd & 2	3rd & 3	3rd & 4	3rd & 5	3rd & 6	3rd & 7	3rd & 8	3rd & 9	3rd & 10+	Total
9/4	at Philadelphia	2 / 2	1 / 1	2 / 2	1 / 1	1 / 1	1 / 1	0 / 1	0 / 0	0 / 0	0 / 4	8 / 13
9/14	N.Y. Giants	2 / 2	0 / 0	1 / 2	1 / 2	1 / 2	0 / 0	0 / 2	0 / 0	0 / 0	1 / 4	6 / 14
9/21	at Chicago	2 / 2	1 / 1	0 / 0	1 / 1	0 / 0	1 / 2	0 / 0	1 / 1	1 / 3	1 / 4	8 / 14
9/28	Green Bay	2 / 2	2 / 2	1 / 1	0 / 0	1 / 2	0 / 1	0 / 0	1 / 1	1 / 1	2 / 4	10 / 14
10/5	at N.Y. Jets	4 / 4	0 / 0	0 / 1	1 / 1	1 / 2	0 / 0	1 / 2	0 / 2	0 / 0	0 / 4	7 / 16
10/12	at Carolina	1 / 1	0 / 1	1 / 1	0 / 1	0 / 0	0 / 0	0 / 0	1 / 1	0 / 0	0 / 3	3 / 8
10/19	Washington	2 / 2	1 / 1	0 / 1	0 / 0	1 / 2	1 / 3	0 / 0	0 / 1	0 / 1	2 / 5	7 / 16
10/26	at Denver	1 / 1	1 / 1	0 / 0	0 / 0	1 / 1	1 / 1	0 / 1	0 / 1	0 / 0	1 / 2	5 / 8
11/3	Arizona	2 / 2	0 / 0	1 / 2	0 / 0	0 / 2	1 / 1	0 / 0	1 / 1	0 / 0	2 / 5	7 / 13
11/17	at Las Vegas	0 / 1	0 / 0	1 / 1	0 / 0	0 / 2	0 / 1	0 / 1	1 / 1	0 / 0	1 / 5	3 / 12
11/23	Philadelphia	0 / 0	0 / 1	1 / 1	0 / 0	1 / 2	1 / 1	0 / 3	0 / 0	1 / 1	1 / 3	5 / 12
11/27	Kansas City	1 / 2	1 / 2	1 / 2	0 / 1	1 / 1	0 / 0	0 / 0	0 / 1	0 / 0	1 / 4	5 / 13
12/4	at Detroit	0 / 0	0 / 1	1 / 1	0 / 0	0 / 1	1 / 1	0 / 0	1 / 3	0 / 0	0 / 1	3 / 8
12/14	Minnesota	1 / 3	0 / 0	0 / 0	0 / 0	0 / 0	0 / 0	0 / 1	1 / 2	0 / 1	0 / 2	2 / 9
12/21	L.A. Chargers	1 / 2	0 / 0	0 / 0	1 / 1	1 / 2	0 / 2	2 / 2	0 / 0	2 / 2	0 / 0	7 / 11
12/25	at Washington											
1/4	at N.Y. Giants											
	TOTALS	21 / 26	7 / 11	10 / 15	5 / 8	9 / 20	7 / 14	3 / 13	7 / 15	5 / 9	12 / 50	86 / 181
		80.8%	63.6%	66.7%	62.5%	45.0%	50.0%	23.1%	46.7%	55.6%	24.0%	47.5%
		3RD & 1-3: 38 / 52 = 73.1%			3RD & 4-6: 21 / 42 = 50.0%			3RD & 7-10+: 27 / 87 = 31.0%				

FOURTH DOWN EFFICIENCY

		COWBOYS						OPPONENT					
Date	Opponent	4th & 1	4th & 2	4th & 3	4th & 4	4th & 5+	Total	4th & 1	4th & 2	4th & 3	4th & 4	4th & 5+	Total
9/4	at Philadelphia	0 / 0	0 / 0	0 / 1	0 / 0	0 / 0	0 / 1	0 / 0	0 / 0	0 / 0	0 / 0	0 / 0	0 / 0
9/14	N.Y. Giants	0 / 0	0 / 0	1 / 1	0 / 0	0 / 0	1 / 1	0 / 0	0 / 0	0 / 1	1 / 1	0 / 0	1 / 2
9/21	at Chicago	0 / 1	1 / 1	0 / 0	0 / 0	1 / 1	2 / 3	0 / 0	0 / 0	0 / 0	1 / 1	0 / 0	1 / 1
9/28	Green Bay	0 / 0	1 / 1	0 / 0	0 / 0	0 / 0	1 / 1	0 / 0	0 / 0	0 / 0	0 / 0	1 / 1	1 / 1
10/5	at N.Y. Jets	0 / 0	0 / 0	0 / 0	0 / 0	0 / 0	0 / 0	0 / 2	0 / 0	0 / 0	0 / 0	1 / 1	1 / 3
10/12	at Carolina	1 / 1	0 / 0	0 / 0	1 / 1	0 / 0	2 / 2	0 / 0	0 / 0	0 / 0	1 / 1	0 / 0	1 / 1
10/19	Washington	0 / 0	0 / 0	0 / 0	0 / 0	0 / 0	0 / 0	0 / 1	0 / 0	0 / 0	0 / 0	0 / 1	0 / 2
10/26	at Denver	0 / 0	0 / 0	1 / 1	0 / 0	0 / 0	1 / 1	0 / 0	0 / 0	0 / 0	0 / 0	0 / 0	0 / 0
11/3	Arizona	0 / 0	0 / 0	0 / 1	0 / 1	0 / 1	0 / 3	0 / 0	0 / 0	0 / 0	0 / 0	0 / 1	0 / 1
11/17	at Las Vegas	1 / 2	0 / 0	0 / 0	0 / 0	0 / 1	1 / 3	1 / 2	0 / 0	0 / 0	1 / 1	0 / 0	2 / 3
11/23	Philadelphia	0 / 1	0 / 0	0 / 1	0 / 0	0 / 0	0 / 2	0 / 0	0 / 0	0 / 0	0 / 0	0 / 0	0 / 0
11/27	Kansas City	0 / 0	0 / 0	0 / 0	1 / 1	0 / 0	1 / 1	1 / 1	1 / 1	1 / 1	0 / 0	0 / 0	3 / 3
12/4	at Detroit	0 / 0	0 / 0	0 / 0	0 / 0	2 / 2	2 / 2	0 / 0	0 / 0	0 / 0	0 / 0	0 / 0	0 / 0
12/14	Minnesota	1 / 1	0 / 0	1 / 1	1 / 1	0 / 1	3 / 4	2 / 2	0 / 0	1 / 1	0 / 0	0 / 0	3 / 3
12/21	L.A. Chargers	0 / 1	1 / 1	0 / 0	0 / 0	0 / 1	1 / 3	0 / 0	0 / 0	0 / 0	0 / 0	0 / 1	0 / 1
12/25	at Washington												
1/4	at N.Y. Giants												
	TOTALS	**3 / 7**	**3 / 3**	**3 / 6**	**3 / 4**	**3 / 7**	**15 / 27**	**4 / 8**	**1 / 1**	**2 / 3**	**4 / 4**	**2 / 5**	**13 / 21**
		42.9%	**100.0%**	**50.0%**	**75.0%**	**42.9%**	**55.6%**	**50.0%**	**100.0%**	**66.7%**	**100.0%**	**40.0%**	**61.9%**

TIME SPENT AND QB DRIVECHART

TIME SPENT

	Opponent	Time Tied	Pct Tied	Time Lead	Pct Lead	Time Behind	Pct Behind	Tot Time
9/4	@ Philadelphia	13:17	22.1	15:47	26.3	30:56	51.6	60:00
9/14	N.Y. Giants	18:46	26.8	14:12	20.3	37:02	52.9	70:00
9/21	@ Chicago	8:01	13.4	0:00	0.0	51:59	86.6	60:00
9/28	Green Bay	10:17	14.7	20:29	29.3	39:14	56.0	70:00
10/5	@ N.Y. Jets	15:26	25.7	41:48	69.7	2:46	4.6	60:00
10/12	@ Carolina	27:50	46.4	14:02	23.4	18:08	30.2	60:00
10/19	Washington	1:52	3.1	56:43	94.5	1:25	2.4	60:00
10/26	@ Denver	4:24	7.3	2:15	3.8	53:21	88.9	60:00
11/3	Arizona	11:18	18.8	0:00	0.0	48:42	81.2	60:00
11/17	@ Las Vegas	10:36	17.7	44:55	74.9	4:29	7.5	60:00
11/23	Philadelphia	17:59	30.0	0:03	0.1	41:58	69.9	60:00
11/27	Kansas City	8:40	14.4	29:41	49.5	21:39	36.1	60:00
12/4	Detroit	10:04	16.8	0:00	0.0	49:56	83.2	60:00
12/14	Minnesota	20:53	34.8	21:09	35.3	17:58	29.9	60:00
12/21	LA Chargers	12:17	20.5	15:46	26.3	31:57	53.3	60:00
12/25	@ Washington							
TBD	@ N.Y. Giants							
	Total	**191:40**	**20.8**	**276:50**	**30.1**	**451:30**	**49.1**	**920:00**
	Average/Game	**12:30**		**18:03**		**29:27**		

QUARTERBACK DRIVE CHART

	Tot. Drives	TD	FG	Miss FG	Blk FG	Punt	Blk Punt	Downs	Fum	Int	Safety	Game/ Half	Tot Pts.	Score Pct	Pts/ Poss
D. Prescott	152	43	32	4	0	37	0	10	7	10	1	8	397	49.3	2.6
J. Milton	5	1	0	0	0	1	0	0	1	1	0	1	7	20.0	1.4
Cowboys Tot.	157	44	32	4	0	38	0	10	8	11	1	9	404	48.4	2.6
Opp. Totals	159	54	25	2	0	45	1	8	4	6	1	13	453	49.7	2.8

DRIVE EFFICIENCY

COWBOYS																					
DATE	OPPONENT	POSS	TD	PAT	2-PT	M-2PT	FG	FGA	MFG	BK-FG	PUNT	INT	FUM	SAF	DWNS	HF	GM	PTS	TD%	SCORE%	PTS/POSS
9/4	at Philadelphia	8	2	2	0	0	2	2	0	0	2	0	1	0	1	0	0	20	25.0	50.0	2.5
9/14	N.Y. Giants	14	4	4	0	0	4	4	0	0	4	1	0	0	0	1	0	40	28.6	57.1	2.9
9/21	at Chicago	10	1	1	1	1	2	2	0	0	2	3	1	0	0	1	0	14	10.0	30.0	1.4
9/28	Green Bay	10	5	5	0	0	1	1	0	0	4	0	0	0	0	0	0	38	50.0	60.0	3.8
10/5	at N.Y. Jets	12	5	4	0	0	1	1	0	0	5	0	0	0	0	0	1	37	41.7	50.0	3.1
10/12	at Carolina	9	3	3	0	0	2	2	0	0	3	0	0	0	0	1	0	27	33.3	55.6	3.0
10/19	Washington	12	4	5	0	0	3	3	0	0	3	0	0	0	0	0	1	37	33.3	66.7	3.1
10/26	at Denver	11	3	3	0	0	1	1	0	0	5	2	0	0	0	0	0	24	27.3	36.4	2.2
11/3	Arizona	9	1	2	0	0	1	2	1	0	1	1	2	0	2	0	0	10	11.1	22.2	1.1
11/17	at Las Vegas	10	4	4	0	0	1	1	0	0	2	0	1	1	2	0	0	31	40.0	50.0	3.1
11/23	Philadelphia	12	3	3	0	0	1	2	1	0	3	1	1	0	2	0	0	24	25.0	33.3	2.0
11/27	Kansas City	10	3	3	1	1	3	3	0	0	1	1	0	0	0	1	1	31	30.0	60.0	3.1
12/4	at Detroit	11	2	2	1	1	5	5	0	0	1	2	1	0	0	0	0	30	18.2	63.6	2.7
12/14	Minnesota	10	2	2	0	0	4	6	2	0	1	0	0	0	1	0	0	26	20.0	60.0	2.6
12/21	L.A. Chargers	9	2	2	0	0	1	1	0	0	1	0	1	0	2	1	1	17	22.2	33.3	1.9
12/25	at Washington																				
1/4	at N.Y. Giants																				
	2025 TOTALS	**157**	**44**	**45**	**3**	**3**	**32**	**36**	**4**	**0**	**38**	**11**	**8**	**1**	**10**	**5**	**4**	**406**	**28.0**	**49.0**	**2.6**

OPPONENT																					
DATE	OPPONENT	POSS	TD	PAT	2-PT	M-2PT	FG	FGA	MFG	BK-FG	PUNT	INT	FUM	SAF	DWNS	HF	GM	PTS	TD%	SCORE%	PTS/POSS
9/4	at Philadelphia	8	3	3	0	0	1	1	0	0	3	0	0	0	0	0	1	24	37.5	50.0	3.0
9/14	N.Y. Giants	12	4	4	0	0	3	3	0	0	3	1	0	0	1	0	0	37	33.3	58.3	3.1
9/21	at Chicago	10	4	4	0	0	1	1	0	0	4	0	0	0	0	0	1	31	40.0	50.0	3.1
9/28	Green Bay	11	5	4	0	0	2	2	0	0	2	0	1	0	0	1	0	40	45.5	63.6	3.6
10/5	at N.Y. Jets	12	2	2	2	2	2	2	0	0	4	0	1	0	2	1	0	22	16.7	33.3	1.8
10/12	at Carolina	9	3	3	0	0	3	3	0	0	2	1	0	0	0	0	0	30	33.3	66.7	3.3
10/19	Washington	13	3	2	1	0	0	0	0	0	5	1	1	1	2	1	0	20	23.1	23.1	1.5
10/26	at Denver	12	6	5	1	0	1	1	0	0	2	1	0	0	0	1	1	44	50.0	58.3	3.7
11/3	Arizona	10	3	3	0	0	2	2	0	0	3	0	0	0	1	0	1	27	30.0	50.0	2.7
11/17	at Las Vegas	11	1	1	0	0	3	3	0	0	3	1	0	0	1	0	1	16	9.1	45.5	1.5
11/23	Philadelphia	11	3	3	0	0	0	1	1	0	5	0	2	0	0	1	0	21	27.3	27.3	1.9
11/27	Kansas City	9	4	4	0	0	0	0	0	0	5	0	0	0	0	0	0	28	44.4	44.4	3.1
12/4	at Detroit	12	5	5	0	0	3	4	1	1	2	0	0	0	0	0	1	44	41.7	66.7	3.7
12/14	Minnesota	11	4	4	0	0	2	2	0	0	2	1	0	0	0	1	1	34	36.4	54.5	3.1
12/21	L.A. Chargers	8	4	4	0	0	2	2	0	0	1	0	0	0	1	0	0	34	50.0	75.0	4.3
12/25	at Washington																				
1/4	at N.Y. Giants																				
	2025 TOTALS	**159**	**54**	**51**	**4**	**2**	**25**	**27**	**2**	**1**	**46**	**6**	**5**	**1**	**8**	**6**	**7**	**452**	**34.0**	**50.3**	**2.8**

OPENING DRIVES

		COWBOYS								OPPONENT							
		FIRST HALF				SECOND HALF				FIRST HALF				SECOND HALF			
DATE	OPPONENT	PLAYS	YDS	TIME	RESULT	PLAYS	YDS	TIME	RESULT	PLAYS	YDS	TIME	RESULT	PLAYS	YDS	TIME	RESULT
09/04	at Eagles	6	53	3:11	TD	9	61	3:46	FUM	10	70	5:54	TD	10	32	6:30	FG
09/14	Giants	3	4	1:24	Punt	2	0	0:18	INT	16	60	8:49	FG	8	30	4:22	Downs
09/21	at Bears	2	29	0:42	FUM	7	18	4:57	Punt	3	-2	1:47	Punt	19	76	9:54	TD
09/28	Packers	3	6	2:02	Punt	5	9	2:27	Punt	8	69	4:58	TD	9	76	5:25	TD
10/05	at Jets	7	49	2:46	FG	3	7	1:36	Punt	13	66	7:17	FG	4	10	2:32	Punt
10/12	at Panthers	3	6	1:43	Punt	5	15	3:35	Punt	8	63	4:09	FG	4	80	1:41	TD
10/19	Commanders	5	66	1:55	TD	9	55	4:03	TD	3	2	1:30	Punt	7	22	3:13	FUM
10/26	at Broncos	8	46	3:01	FG	13	65	6:50	TD	3	18	1:25	INT	5	22	2:08	FG
11/03	Cardinals	10	55	4:28	Downs	12	65	5:33	FG	15	60	6:54	FG	3	74	2:12	TD
11/17	at Raiders	3	6	1:39	Punt	12	80	7:07	TD	4	22	2:54	Punt	3	4	1:34	Punt
11/23	Eagles	6	22	3:09	Downs	3	4	2:08	Punt	7	50	3:10	TD	3	3	1:27	Punt
11/27	Chiefs	3	6	1:20	INT	3	8	1:27	Punt	2	37	0:36	TD	3	5	2:42	Punt
12/04	at Lions	8	29	2:39	FG	1	0	0:12	INT	8	44	4:14	FG	2	14	0:34	TD
12/14	Vikings	11	35	5:39	TD	7	50	3:46	FG	2	6	0:58	INT	3	1	1:04	Punt
12/21	Chargers	10	79	4:40	TD	6	21	2:47	Punt	6	65	3:37	TD	6	57	3:09	FG

SCORING DRIVE LENGTH

DALLAS

Opponent	<10 Yards			10-19 Yards			20-29 Yards			30-39 Yards			40-49 Yards			50-59 Yards			60-69 Yards			70-79 Yards			80-89 Yards			90+ Yards			TOTAL		
	TD	FG	Tot	TD	FG	Tot	TD	FG	Tot	TD	FG	Tot	TD	FG	Tot	TD	FG	Tot	TD	FG	Tot	TD	FG	Tot	TD	FG	Tot	TD	FG	Tot	TD	FG	Tot
@ Philadelphia	0	0	0	0	0	0	0	0	0	0	0	0	0	1	0	1	1	0	0	0	0	0	0	0	1	0	0	0	0	0	**2**	**2**	**0**
N.Y. Giants	0	0	0	0	0	0	0	1	0	0	0	0	0	2	0	0	1	0	1	0	0	1	0	0	1	0	0	1	0	0	**4**	**4**	**0**
@ Chicago	0	0	0	0	0	0	0	0	0	0	0	0	0	1	0	1	1	0	0	0	0	0	0	0	0	0	0	0	0	0	**1**	**2**	**0**
Green Bay	0	0	0	1	0	0	0	0	0	0	0	0	0	0	0	1	0	0	0	0	0	1	1	0	1	0	0	1	0	0	**5**	**1**	**0**
@ N.Y. Jets	0	0	0	0	0	0	0	0	0	0	0	0	1	1	0	1	0	0	1	0	0	0	0	0	0	0	0	2	0	0	**5**	**1**	**0**
@ Carolina	0	0	0	1	0	0	0	0	0	0	0	0	0	0	0	0	0	0	0	2	0	2	0	0	0	0	0	0	0	0	**3**	**2**	**0**
Washington	0	1	0	0	0	0	0	0	0	0	1	0	0	0	0	1	1	0	1	0	0	2	0	0	0	0	0	0	0	0	**4**	**3**	**0**
@ Denver	0	0	0	0	0	0	0	0	0	0	0	0	0	1	0	1	0	0	2	0	0	0	0	0	0	0	0	0	0	0	**3**	**1**	**0**
Arizona	0	0	0	0	0	0	0	0	0	0	0	0	0	0	0	0	0	0	0	1	0	1	0	0	0	0	0	0	0	0	**1**	**1**	**0**
@ Las Vegas	0	0	0	0	0	0	0	0	0	0	1	0	0	0	0	0	0	0	2	0	0	1	0	0	1	0	0	0	0	0	**4**	**1**	**0**
Philadelphia	0	0	0	0	0	0	0	0	0	0	0	0	0	1	0	1	0	0	0	0	0	1	0	0	1	0	0	0	0	0	**3**	**1**	**0**
Kansas City	0	0	0	0	0	0	0	0	0	0	0	0	0	0	0	0	1	0	1	0	0	1	1	0	1	1	0	0	0	0	**3**	**3**	**0**
@ Detroit	0	0	0	0	1	0	0	1	0	0	0	0	0	2	0	0	1	0	1	0	0	1	0	0	0	0	0	0	0	0	**2**	**5**	**0**
Minnesota	0	0	0	0	0	0	0	0	0	1	0	0	0	2	0	0	1	0	0	1	0	1	0	0	0	0	0	0	0	0	**2**	**4**	**0**
LA Chargers	0	0	0	0	0	0	0	0	0	0	0	0	0	0	0	0	1	0	0	0	0	1	0	0	1	0	0	0	0	0	**2**	**1**	**0**
@ Washington	0	0	0	0	0	0	0	0	0	0	0	0	0	0	0	0	0	0	0	0	0	0	0	0	0	0	0	0	0	0	**0**	**0**	**0**
@ N.Y. Giants	0	0	0	0	0	0	0	0	0	0	0	0	0	0	0	0	0	0	0	0	0	0	0	0	0	0	0	0	0	0	**0**	**0**	**0**
TOTALS	**0**	**1**	**0**	**2**	**1**	**0**	**0**	**2**	**0**	**1**	**2**	**0**	**1**	**11**	**0**	**7**	**8**	**0**	**9**	**4**	**0**	**13**	**2**	**0**	**7**	**1**	**0**	**4**	**0**	**0**	**44**	**32**	**0**

OPPONENTS

Opponent	<10 Yards			10-19 Yards			20-29 Yards			30-39 Yards			40-49 Yards			50-59 Yards			60-69 Yards			70-79 Yards			80-89 Yards			90+ Yards			TOTAL		
	TD	FG	Tot	TD	FG	Tot	TD	FG	Tot	TD	FG	Tot	TD	FG	Tot	TD	FG	Tot	TD	FG	Tot	TD	FG	Tot	TD	FG	Tot	TD	FG	Tot	TD	FG	Tot
@ Philadelphia	0	0	0	0	0	0	0	0	0	0	1	0	0	0	0	0	0	0	1	0	0	1	0	0	1	0	0	0	0	0	**3**	**1**	**0**
N.Y. Giants	0	0	0	0	0	0	0	0	0	0	0	0	0	0	0	0	2	0	3	1	0	1	0	0	0	0	0	0	0	0	**4**	**3**	**0**
@ Chicago	0	0	0	0	0	0	0	0	0	0	0	0	0	0	0	0	1	0	1	0	0	3	0	0	0	0	0	0	0	0	**4**	**1**	**0**
Green Bay	0	0	0	0	0	0	0	0	0	0	0	0	0	0	0	0	1	0	2	1	0	2	0	0	1	0	0	0	0	0	**5**	**2**	**0**
@ N.Y. Jets	0	0	0	0	0	0	0	0	0	0	0	0	0	1	0	0	0	0	0	1	0	2	0	0	0	0	0	0	0	0	**2**	**2**	**0**
@ Carolina	0	0	0	0	0	0	0	1	0	0	0	0	0	0	0	0	1	0	2	1	0	0	0	0	1	0	0	0	0	0	**3**	**3**	**0**
Washington	0	0	0	0	0	0	0	0	0	0	0	0	0	0	0	1	0	0	2	0	0	0	0	0	0	0	0	0	0	0	**3**	**0**	**0**
@ Denver	0	0	0	0	0	0	0	1	0	0	0	0	0	0	0	1	0	0	2	0	0	2	0	0	1	0	0	0	0	0	**6**	**1**	**0**
Arizona	0	0	0	0	0	0	0	0	0	0	0	0	1	1	0	0	0	0	0	1	0	2	0	0	0	0	0	0	0	0	**3**	**2**	**0**
@ Las Vegas	0	1	0	0	0	0	0	0	0	0	0	0	0	1	0	0	1	0	1	0	0	0	0	0	0	0	0	0	0	0	**1**	**3**	**0**
Philadelphia	0	0	0	0	0	0	0	0	0	0	0	0	0	0	0	1	0	0	1	0	0	1	0	0	0	0	0	0	0	0	**3**	**0**	**0**
Kansas City	0	0	0	0	0	0	0	0	0	1	0	0	0	0	0	0	0	0	1	0	0	1	0	0	1	0	0	0	0	0	**4**	**0**	**0**
@ Detroit	0	0	0	1	0	0	0	0	0	0	0	0	1	3	0	3	0	0	0	0	0	0	0	0	0	0	0	0	0	0	**5**	**3**	**0**
Minnesota	0	0	0	0	0	0	0	1	0	0	0	0	0	1	0	2	0	0	0	0	0	2	0	0	0	0	0	0	0	0	**4**	**2**	**0**
LA Chargers	0	0	0	0	0	0	0	0	0	0	0	0	1	0	0	0	1	0	1	0	0	0	1	0	2	0	0	0	0	0	**4**	**2**	**0**
@ Washington	0	0	0	0	0	0	0	0	0	0	0	0	0	0	0	0	0	0	0	0	0	0	0	0	0	0	0	0	0	0	**0**	**0**	**0**
@ N.Y. Giants	0	0	0	0	0	0	0	0	0	0	0	0	0	0	0	0	0	0	0	0	0	0	0	0	0	0	0	0	0	0	**0**	**0**	**0**
TOTALS	**0**	**1**	**0**	**1**	**0**	**0**	**0**	**3**	**0**	**1**	**1**	**0**	**3**	**7**	**0**	**8**	**7**	**0**	**17**	**5**	**0**	**17**	**1**	**0**	**7**	**0**	**0**	**0**	**0**	**0**	**54**	**25**	**0**

INSIDE THE 20

COWBOYS

Date	Opponent	Pos	TD	PAT	2-Pt.	Miss PAT	FG	FGA	Blk/ MFG	INT	Fum	Dwns	Drive Ends Half	Drive Ends Game	Pts	TD%	Score Pct.	Pts/Poss
9/4	at Philadelphia	3	2	2	0	0	0	0	0	0	1	0	0	0	14	66.7	66.7	4.7
9/14	N.Y. Giants	3	3	3	0	0	0	0	0	0	0	0	0	0	21	100.0	100.0	7.0
9/21	at Chicago	4	1	0	1	0	1	1	0	2	0	0	0	0	11	25.0	50.0	2.8
9/28	Green Bay	5	4	4	0	0	1	1	0	0	0	0	0	0	31	80.0	100.0	6.2
10/5	at N.Y. Jets	4	3	2	0	1	1	1	0	0	0	0	0	0	23	75.0	100.0	5.8
10/12	at Carolina	4	2	2	0	0	2	2	0	0	0	0	0	0	20	50.0	100.0	5.0
10/19	Washington	4	3	3	0	0	1	1	0	0	0	0	0	0	24	75.0	100.0	6.0
10/26	at Denver	4	2	2	0	0	1	1	0	1	0	0	0	0	17	50.0	75.0	4.3
11/3	Arizona	3	1	1	0	0	1	1	0	0	0	1	0	0	10	33.3	66.7	3.3
11/17	at Las Vegas	5	3	3	0	0	0	0	0	0	0	2	0	0	21	60.0	60.0	4.2
11/23	Philadelphia	5	3	3	0	0	0	0	0	1	0	1	0	0	21	60.0	60.0	4.2
11/27	Kansas City	4	2	1	1	0	2	2	0	0	0	0	0	0	21	50.0	100.0	5.3
12/4	at Detroit	3	1	1	0	0	2	2	0	0	0	0	0	0	13	33.3	100.0	4.3
12/14	Minnesota	5	2	2	0	0	3	3	0	0	0	0	0	0	23	40.0	100.0	4.6
12/21	L.A. Chargers	3	1	1	0	0	1	1	0	0	0	1	0	0	10	33.3	66.7	3.3
12/25	at Washington																	
1/4	at N.Y. Giants																	
	TOTALS	**59**	**33**	**30**	**2**	**1**	**16**	**16**	**0**	**4**	**1**	**5**	**0**	**0**	**280**	**55.9**	**83.1**	**4.7**

OPPONENT

Date	Opponent	Pos	TD	PAT	2-Pt.	Miss PAT	FG	FGA	Blk/ MFG	INT	Fum	Dwns	Drive Ends Half	Drive Ends Game	Pts	TD%	Score Pct.	Pts/Poss
9/4	at Philadelphia	3	3	3	0	0	0	0	0	0	0	0	0	0	21	100.0	100.0	7.0
9/14	N.Y. Giants	5	1	1	0	0	3	3	0	0	0	1	0	0	16	20.0	80.0	3.2
9/21	at Chicago	3	2	2	0	0	1	1	0	0	0	0	0	0	17	66.7	100.0	5.7
9/28	Green Bay	6	5	4	0	1	1	1	0	0	0	0	0	0	37	83.3	100.0	6.2
10/5	at N.Y. Jets	3	2	0	2	0	1	1	0	0	0	0	0	0	19	66.7	100.0	6.3
10/12	at Carolina	4	2	2	0	0	2	2	0	0	0	0	0	0	20	50.0	100.0	5.0
10/19	Washington	3	3	2	0	0	0	0	0	0	0	0	0	0	20	100.0	100.0	6.7
10/26	at Denver	5	4	3	0	0	1	1	0	0	0	0	0	0	30	80.0	100.0	6.0
11/3	Arizona	4	3	3	0	0	1	1	0	0	0	0	0	0	24	75.0	100.0	6.0
11/17	at Las Vegas	3	1	1	0	0	2	2	0	0	0	0	0	0	13	33.3	100.0	4.3
11/23	Philadelphia	3	3	3	0	0	0	0	0	0	0	0	0	0	21	100.0	100.0	7.0
11/27	Kansas City	3	3	3	0	0	0	0	0	0	0	0	0	0	21	100.0	100.0	7.0
12/4	at Detroit	5	4	4	0	0	1	1	0	0	0	0	0	0	31	80.0	100.0	6.2
12/14	Minnesota	4	3	3	0	0	1	1	0	0	0	0	0	0	24	75.0	100.0	6.0
12/21	L.A. Chargers	4	2	2	0	0	2	2	0	0	0	0	0	0	20	50.0	100.0	5.0
12/25	at Washington																	
1/4	at N.Y. Giants																	
	TOTALS	**58**	**41**	**36**	**2**	**1**	**16**	**16**	**0**	**0**	**0**	**1**	**0**	**0**	**334**	**70.7**	**98.3**	**5.8**

GOAL TO GO

COWBOYS

Date	Opponent	Pos	TD	PAT	2-Pt.	Miss PAT	FG	FGA	Blk/ MFG	INT	Fum	Dwns	Drive Ends Half	Drive Ends Game	Pts	TD%	Score Pct.	Pts/Poss
9/4	at Philadelphia	2	2	2	0	0	0	0	0	0	0	0	0	0	14	100.0	100.0	7.0
9/14	N.Y. Giants	2	2	2	0	0	0	0	0	0	0	0	0	0	14	100.0	100.0	7.0
9/21	at Chicago	2	1	0	1	0	0	0	0	1	0	0	0	0	8	50.0	50.0	4.0
9/28	Green Bay	3	2	2	0	0	1	1	0	0	0	0	0	0	17	66.7	100.0	5.7
10/5	at N.Y. Jets	2	2	1	0	1	0	0	0	0	0	0	0	0	13	100.0	100.0	6.5
10/12	at Carolina	2	0	0	0	0	2	2	0	0	0	0	0	0	6	0.0	100.0	3.0
10/19	Washington	3	3	3	0	0	0	0	0	0	0	0	0	0	21	100.0	100.0	7.0
10/26	at Denver	3	2	2	0	0	1	1	0	0	0	0	0	0	17	66.7	100.0	5.7
11/3	Arizona	3	1	1	0	0	1	1	0	0	0	1	0	0	10	33.3	66.7	3.3
11/17	at Las Vegas	2	1	1	0	0	0	0	0	0	0	1	0	0	7	50.0	50.0	3.5
11/23	Philadelphia	4	2	2	0	0	0	0	0	1	0	1	0	0	14	50.0	50.0	3.5
11/27	Kansas City	1	1	0	1	0	0	0	0	0	0	0	0	0	8	100.0	100.0	8.0
12/4	at Detroit	1	1	1	0	0	0	0	0	0	0	0	0	0	7	100.0	100.0	7.0
12/14	Minnesota	2	2	2	0	0	0	0	0	0	0	0	0	0	14	100.0	100.0	7.0
12/21	L.A. Chargers	0	0	0	0	0	0	0	0	0	0	0	0	0	0	0.0	0.0	0.0
12/25	at Washington																	
1/4	at N.Y. Giants																	
	TOTALS	**32**	**22**	**19**	**2**	**1**	**5**	**5**	**0**	**2**	**0**	**3**	**0**	**0**	**170**	**68.8**	**84.4**	**5.3**

OPPONENT

Date	Opponent	Pos	TD	PAT	2-Pt.	Miss PAT	FG	FGA	Blk/ MFG	INT	Fum	Dwns	Drive Ends Half	Drive Ends Game	Pts	TD%	Score Pct.	Pts/Poss
9/4	at Philadelphia	2	2	2	0	0	0	0	0	0	0	0	0	0	14	100.0	100.0	7.0
9/14	N.Y. Giants	1	1	1	0	0	0	0	0	0	0	0	0	0	7	100.0	100.0	7.0
9/21	at Chicago	2	2	2	0	0	0	0	0	0	0	0	0	0	14	100.0	100.0	7.0
9/28	Green Bay	3	3	2	0	1	0	0	0	0	0	0	0	0	20	100.0	100.0	6.7
10/5	at N.Y. Jets	2	1	0	1	0	1	1	0	0	0	0	0	0	11	50.0	100.0	5.5
10/12	at Carolina	1	1	1	0	0	0	0	0	0	0	0	0	0	7	100.0	100.0	7.0
10/19	Washington	2	2	1	0	0	0	0	0	0	0	0	0	0	13	100.0	100.0	6.5
10/26	at Denver	2	2	1	0	0	0	0	0	0	0	0	0	0	13	100.0	100.0	6.5
11/3	Arizona	3	3	3	0	0	0	0	0	0	0	0	0	0	21	100.0	100.0	7.0
11/17	at Las Vegas	1	1	1	0	0	0	0	0	0	0	0	0	0	7	100.0	100.0	7.0
11/23	Philadelphia	2	2	2	0	0	0	0	0	0	0	0	0	0	14	100.0	100.0	7.0
11/27	Kansas City	3	3	3	0	0	0	0	0	0	0	0	0	0	21	100.0	100.0	7.0
12/4	at Detroit	1	1	1	0	0	0	0	0	0	0	0	0	0	7	100.0	100.0	7.0
12/14	Minnesota	3	3	3	0	0	0	0	0	0	0	0	0	0	21	100.0	100.0	7.0
12/21	L.A. Chargers	2	2	2	0	0	0	0	0	0	0	0	0	0	14	100.0	100.0	7.0
12/25	at Washington																	
1/4	at N.Y. Giants																	
	TOTALS	**30**	**29**	**25**	**1**	**1**	**1**	**1**	**0**	**0**	**0**	**0**	**0**	**0**	**204**	**96.7**	**100.0**	**6.8**

RUSHES/COMPLETIONS CHART

2025 REGULAR SEASON COWBOYS ADVANCES					
DATE	OPPONENT	RUSHES	COMPLETIONS	ADVANCES	OUTCOME
9/4	at Philadelphia	22	21	43	L 24-20
9/14	N.Y. Giants	28	38	66	W 40-37 OT
9/21	at Chicago	20	34	54	L 31-14
9/28	Green Bay	26	31	57	L 40-40 OT
10/5	at N.Y. Jets	29	18	47	W 37-22
10/12	at Carolina	19	25	44	L 30-27
10/19	Washington	31	21	52	W 44-22
10/26	at Denver	31	22	53	L 44-24
11/3	Arizona	21	24	45	L 27-17
11/17	at Las Vegas	31	25	56	W 33-16
11/23	Philadelphia	31	23	54	W 24-21
11/27	Kansas City	26	27	53	W 31-28
12/4	at Detroit	24	31	55	L 44-30
12/14	Minnesota	29	23	52	L 34-26
12/21	L.A. Chargers	23	23	46	L 34-17
12/25	at Washington				
1/4	at N.Y. Giants				
TOTALS		**391**	**386**	**777**	

2025 REGULAR SEASON OPPONENT ADVANCES					
DATE	OPPONENT	RUSHES	COMPLETIONS	ADVANCES	OUTCOME
9/4	at Philadelphia	38	19	57	L 24-20
9/14	N.Y. Giants	21	30	51	W 40-37 OT
9/21	at Chicago	29	19	48	L 31-14
9/28	Green Bay	35	31	66	L 40-40 OT
10/5	at N.Y. Jets	22	32	54	W 37-22
10/12	at Carolina	38	17	55	L 30-27
10/19	Washington	28	16	44	W 44-22
10/26	at Denver	28	19	47	L 44-24
11/3	Arizona	29	21	50	L 27-17
11/17	at Las Vegas	12	27	39	W 33-16
11/23	Philadelphia	18	27	45	W 24-21
11/27	Kansas City	23	23	46	W 31-28
12/4	at Detroit	22	25	47	L 44-30
12/14	Minnesota	28	15	43	L 34-26
12/21	L.A. Chargers	33	23	56	L 34-17
12/25	at Washington				
1/4	at N.Y. Giants				
TOTALS		**404**	**344**	**748**	

COWBOYS RECORD WHEN:	
Having 45 or more advances	6 - 7
Having 50 or more advances	5 - 5
Having less than 45 advances	0 - 2
Having less than 50 advances	1 - 4
Allowing 45 or more advances	4 - 8
Allowing 50 or more advances	2 - 5
Allowing less than 45 advances	2 - 1
Allowing less than 50 advances	4 - 4

NOTE: Advances equal to all rushing attempts plus completions.

QUARTER BY QUARTER ANALYSIS

1st Quarter

	DALLAS											OPPONENT										
					1st	3rd Down				Penalties						1st	3rd Down				Penalties	
	Pts	Yds	Rush	Pass	Dwns	Md	Att	Pct	TOP	No.	Yds	Pts	Yds	Rush	Pass	Dwns	Md	Att	Pct	TOP	No.	Yds
@ Phi	7	116	37	79	8	2	2	100.0%	9:06	2	22	7	70	56	14	5	1	1	100.0%	5:54	4	54
NYG	0	12	5	7	0	0	1	0.0%	2:29	1	5	6	170	22	148	6	4	6	66.7%	12:31	7	65
@ Chi	3	127	66	61	6	2	3	66.7%	11:06	1	5	14	134	-1	135	4	1	2	50.0%	3:54	0	0
GB	0	26	11	15	1	0	2	0.0%	4:58	1	5	7	149	18	131	6	2	3	66.7%	10:02	3	19
@ NYJ	3	87	20	67	4	2	3	66.7%	5:36	2	7	3	90	53	37	5	3	5	60.0%	9:24	1	5
@ Car	3	88	22	66	3	1	4	25.0%	8:08	1	5	3	84	42	42	5	1	2	50.0%	6:52	1	13
Was	17	143	26	117	6	1	2	50.0%	5:48	1	10	8	100	30	70	4	3	6	50.0%	9:12	5	70
@ Den	3	72	25	47	4	0	2	0.0%	8:35	4	25	14	159	71	88	7	1	1	100.0%	6:25	1	10
Ari	0	58	29	29	4	0	2	0.0%	6:04	3	20	3	73	12	61	5	4	5	80.0%	8:56	0	0
@ LV	3	104	44	60	6	0	2	0.0%	7:16	0	0	6	66	-1	67	4	0	3	0.0%	7:44	0	0
Phi	0	48	32	16	3	0	2	0.0%	5:42	3	30	14	111	21	90	8	3	4	75.0%	9:18	2	10
KC	7	86	8	78	5	3	4	75.0%	7:35	2	15	14	109	66	43	7	1	2	50.0%	7:25	0	0
@ Det	3	41	18	23	3	1	3	33.3%	6:36	1	4	10	93	27	66	5	1	3	33.3%	8:24	1	5
Min	7	103	40	63	8	0	3	0.0%	9:37	1	15	7	62	3	59	4	0	1	0.0%	5:23	1	12
LAC	7	139	47	92	9	3	4	75.0%	11:23	0	0	7	65	3	62	3	1	1	100.0%	3:37	0	0
@ Was																						
@ NYG																						
Totals	**63**	**1,250**	**430**	**820**	**70**	**15**	**39**	**38.5%**	**7:20**	**23**	**168**	**123**	**1,535**	**422**	**1113**	**78**	**26**	**45**	**57.8%**	**7:40**	**26**	**263**

2nd Quarter

					1st	3rd Down				Penalties						1st	3rd Down				Penalties	
	Pts	Yds	Rush	Pass	Dwns	Md	Att	Pct	TOP	No.	Yds	Pts	Yds	Rush	Pass	Dwns	Md	Att	Pct	TOP	No.	Yds
@ Phi	13	61	13	48	8	2	3	66.7%	5:07	0	0	14	146	67	79	8	4	4	100.0%	9:53	3	39
NYG	10	133	11	122	9	2	5	40.0%	9:42	3	25	7	81	8	73	3	1	3	33.3%	5:18	2	15
@ Chi	11	73	19	54	5	0	2	0.0%	7:38	1	5	10	141	37	104	6	2	4	50.0%	7:22	4	30
GB	16	119	21	98	8	0	1	0.0%	7:17	4	35	6	42	13	29	6	2	3	66.7%	7:43	2	15
@ NYJ	20	205	108	97	11	2	3	66.7%	6:33	5	29	0	51	45	6	3	2	4	50.0%	8:27	6	36
@ Car	14	72	1	71	6	1	2	50.0%	8:14	2	10	10	94	46	48	7	0	1	0.0%	6:46	1	12
Was	10	127	44	83	5	2	5	40.0%	8:32	5	35	7	114	49	65	7	1	3	33.3%	6:28	3	20
@ Den	7	80	43	37	6	2	4	50.0%	8:24	4	38	13	105	24	81	8	1	2	50.0%	6:36	1	5
Ari	7	64	25	39	4	3	4	75.0%	6:36	1	10	14	117	63	81	10	3	4	75.0%	8:24	0	0
@ LV	21	149	25	124	9	1	2	50.0%	7:56	5	35	3	101	22	79	8	2	4	50.0%	7:04	2	27
Phi	7	163	20	143	9	3	3	100.0%	9:20	3	24	7	85	12	73	4	1	2	50.0%	5:40	3	20
KC	10	146	64	82	6	2	4	50.0%	7:43	1	5	0	60	24	36	4	2	4	50.0%	7:17	2	20
@ Det	6	117	21	96	6	4	7	57.1%	11:20	3	39	10	112	35	77	4	0	1	0.0%	3:40	3	20
Min	10	66	14	52	5	1	4	25.0%	5:30	1	10	10	118	35	83	6	2	4	50.0%	9:30	2	5
LAC	10	72	14	58	3	0	1	0.0%	2:52	2	20	14	168	57	111	12	3	3	100.0%	12:08	1	15
@ Was																						
@ NYG																						
Totals	**172**	**1,647**	**443**	**1,204**	**100**	**25**	**50**	**50.0%**	**7:31**	**40**	**320**	**125**	**1,535**	**537**	**1025**	**96**	**26**	**46**	**56.5%**	**7:29**	**35**	**279**

3rd Quarter

					1st	3rd Down				Penalties						1st	3rd Down				Penalties	
	Pts	Yds	Rush	Pass	Dwns	Md	Att	Pct	TOP	No.	Yds	Pts	Yds	Rush	Pass	Dwns	Md	Att	Pct	TOP	No.	Yds
@ Phi	0	87	71	16	4	2	2	100.0%	6:56	1	15	3	39	29	10	3	0	2	0.0%	8:04	1	12
NYG	7	88	48	40	8	1	1	100.0%	8:56	1	10	3	87	12	75	3	1	3	33.3%	6:04	4	65
@ Chi	0	45	19	26	3	0	1	0.0%	5:06	0	0	7	76	40	36	7	4	5	80.0%	9:54	0	0
GB	7	99	39	60	7	1	2	50.0%	9:01	3	25	7	68	28	40	5	1	1	100.0%	5:59	1	4
@ NYJ	7	76	33	43	3	1	3	33.3%	6:18	2	25	3	69	15	54	5	0	3	0.0%	8:42	1	10
@ Car	7	78	1	77	4	1	2	50.0%	6:25	2	10	7	141	67	74	7	0	1	0.0%	8:35	3	27
Was	14	89	50	39	7	2	2	100.0%	6:38	2	14	7	93	54	39	6	3	5	60.0%	8:22	3	28
@ Den	7	69	20	49	7	1	3	33.3%	9:34	0	0	3	56	47	9	3	0	1	0.0%	5:26	4	15
Ari	3	117	25	92	6	1	3	33.3%	8:04	0	0	10	124	46	78	6	0	1	0.0%	6:56	1	5
@ LV	7	80	19	61	6	1	1	100.0%	7:07	0	0	0	51	1	50	3	1	3	33.3%	7:53	1	4
Phi	7	135	46	89	8	1	3	33.3%	7:06	0	0	0	58	15	43	3	1	4	25.0%	7:54	5	36
KC	3	54	40	14	3	0	2	0.0%	4:23	1	5	0	111	19	92	4	1	4	25.0%	10:37	3	47
@ Det	10	93	21	72	6	0	2	0.0%	6:41	2	20	7	76	12	64	5	1	2	50.0%	8:19	2	10
Min	6	146	64	82	6	0	2	0.0%	10:18	3	13	7	71	9	62	5	0	2	0.0%	4:42	0	0
LAC	0	91	16	75	4	1	3	33.3%	7:57	2	15	3	85	16	69	2	0	2	0.0%	7:03	1	10
@ was																						
@ NYG																						
Totals	**85**	**1,347**	**512**	**835**	**82**	**13**	**32**	**40.6%**	**7:22**	**19**	**152**	**67**	**1,205**	**410**	**795**	**67**	**13**	**39**	**33.3%**	**7:38**	**30**	**273**

4th Quarter/OT

					1st	3rd Down				Penalties						1st	3rd Down				Penalties	
	Pts	Yds	Rush	Pass	Dwns	Md	Att	Pct	TOP	No.	Yds	Pts	Yds	Rush	Pass	Dwns	Md	Att	Pct	TOP	No.	Yds
@ Phi	0	43	-2	45	2	1	4	25.0%	3:59	1	5	0	47	6	41	4	3	6	50.0%	11:01	1	5
NYG	23	246	71	175	15	3	7	42.9%	16:14	7	66	21	168	42	126	10	0	2	0.0%	8:46	1	15
@ Chi	0	151	17	134	9	1	5	20.0%	9:08	2	15	0	34	11	23	2	1	3	33.3%	5:52	2	11
GB	17	192	46	146	10	3	6	50.0%	13:11	3	30	20	230	105	125	15	5	7	71.4%	11:49	1	15
@ NYJ	7	48	19	29	4	1	4	25.0%	6:57	2	30	16	168	31	137	12	2	4	50.0%	8:03	2	10
@ Car	3	54	7	47	2	2	4	50.0%	5:11	1	12	10	91	61	30	8	2	4	50.0%	9:49	1	5
Was	3	50	32	18	3	1	3	33.3%	10:23	2	20	0	34	3	31	1	0	2	0.0%	4:37	0	0
@ Den	7	118	20	98	7	1	2	50.0%	6:59	1	17	14	106	37	69	7	3	4	75.0%	8:01	1	12
Ari	7	94	44	50	8	1	3	33.3%	5:56	2	25	0	26	25	1	2	0	3	0.0%	9:04	1	5
@ LV	2	48	26	22	3	2	5	40.0%	11:17	1	15	7	18	5	13	2	0	2	0.0%	3:43	2	4
Phi	10	127	27	100	5	1	4	25.0%	6:54	2	15	0	85	15	70	4	0	2	0.0%	8:06	4	30
KC	11	171	25	146	9	4	6	66.7%	11:13	3	25	14	82	10	72	4	1	3	33.3%	3:47	5	52
@ Det	11	166	31	135	10	1	3	33.3%	6:46	1	13	17	127	35	92	6	1	2	50.0%	8:14	2	15
Min	3	108	20	88	6	1	3	33.3%	7:11	2	20	10	76	30	46	6	0	2	0.0%	7:49	0	0
LAC	0	38	14	24	2	0	1	0.0%	3:21	1	5	10	134	76	58	7	3	5	60.0%	11:39	2	9
@ Was																						
@ NYG																						
Totals	**104**	**1,654**	**397**	**1,257**	**95**	**23**	**60**	**38.3%**	**7:38**	**31**	**313**	**139**	**1,426**	**492**	**934**	**90**	**21**	**51**	**41.2%**	**7:22**	**25**	**188**

HALF BY HALF ANALYSIS AND PENALTY BREAKDOWN

HALF BY HALF ANALYSIS

1st Half

	DALLAS											OPPONENT										
					1st	3rd Down				Penalties						1st	3rd Down				Penalties	
	Pts	Yds	Rush	Pass	Dwns	Md	Att	Pct	TOP	No.	Yds	Pts	Yds	Rush	Pass	Dwns	Md	Att	Pct	TOP	No.	Yds
@ Phi	20	177	50	127	16	4	5	80.0%	14:13	2	22	21	216	123	93	13	5	5	#####	15:47	7	93
NYG	10	145	16	129	9	2	6	33.3%	12:11	4	30	13	251	30	221	9	5	9	55.6%	17:49	9	80
@Chi	14	200	85	115	11	2	5	40.0%	18:44	2	10	24	275	36	239	10	3	6	50.0%	11:16	4	30
GB	16	145	32	113	9	0	3	0.0%	12:15	5	40	13	191	31	160	12	4	6	66.7%	17:45	5	34
@ NYJ	23	292	128	164	15	4	6	66.7%	12:09	7	36	3	141	98	43	8	5	9	55.6%	17:51	7	41
@ Car	17	160	23	137	9	2	6	33.3%	16:22	3	15	13	178	88	90	12	1	3	33.3%	13:38	2	25
Was	27	270	70	200	11	3	7	42.9%	14:20	6	45		214	79	135	11	4	9	44.4%	15:40	8	90
@ Den	10	152	68	84	10	2	6	33.3%	16:59	8	63	27	264	95	169	15	2	3	66.7%	13:01	2	15
Ari	7	122	54	68	8	3	6	50.0%	12:40	4	30	17	190	75	142	15	7	9	77.8%	17:20	0	0
@ LV	24	253	69	184	15	1	4	25.0%	15:12	5	35	9	167	21	146	12	2	7	28.6%	14:48	2	27
Phi	7	211	52	159	12	3	5	60.0%	14:58	6	54	21	196	33	163	12	4	6	66.7%	15:02	5	30
KC	17	232	72	160	11	5	8	62.5%	15:18	3	20	14	169	90	79	11	3	6	50.0%	14:42	2	20
@ Det	9	158	39	119	9	5	10	50.0%	17:56	4	43	20	205	62	143	9	1	4	25.0%	12:04	4	25
Min	17	169	54	115	13	1	7	14.3%	15:07	2	25	17	180	38	142	10	2	5	40.0%	14:53	3	17
LAC	17	211	61	150	12	3	5	60.0%	14:15	2	20	21	233	60	173	15	4	4	#####	15:45	1	15
@ Was																						
@ NYG																						
Totals	**235**	**2,897**	**873**	**2,024**	**170**	**40**	**89**	**44.9%**	**14:51**	**63**	**488**	**248**	**3,070**	**959**	**2,138**	**96**	**52**	**91**	**57.1**	**15:09**	**61**	**542**

2nd Half/OT

					1st	3rd Down				Penalties						1st	3rd Down				Penalties	
	Pts	Yds	Rush	Pass	Dwns	Md	Att	Pct	TOP	No.	Yds	Pts	Yds	Rush	Pass	Dwns	Md	Att	Pct	TOP	No.	Yds
@ Phi	0	130	69	61	6	3	6	50.0%	10:55	2	20	3	86	35	51	7	3	8	37.5%	19:05	2	17
NYG	30	334	119	215	23	4	8	50.0%	25:10	8	76	24	255	54	201	13	1	5	20.0%	14:50	5	80
@Chi	0	196	36	160	12	1	6	16.7%	14:14	2	15	7	110	51	59	9	5	8	62.5%	15:46	2	11
GB	24	291	85	206	17	4	8	50.0%	22:12	6	55	27	298	133	165	20	6	8	75.0%	17:48	2	19
@ NYJ	14	124	52	72	7	2	7	28.6%	13:15	4	55	19	237	46	191	17	2	7	28.6%	16:45	3	20
@ Car	10	132	8	124	6	3	6	50.0%	11:36	3	22	17	232	128	104	15	2	5	40.0%	18:24	4	32
Was	17	139	82	57	10	3	5	60.0%	17:01	4	34	7	127	57	70	7	3	7	42.9%	12:59	3	28
@ Den	14	187	40	147	14	2	5	40.0%	16:33	1	17	17	162	84	78	10	3	5	60.0%	13:27	5	27
Ari	10	211	69	142	14	2	6	33.3%	14:00	2	25	10	150	71	79	8	0	4	0.0%	16:00	2	10
@ LV	9	128	45	83	9	3	6	50.0%	18:24	1	15	7	69	6	63	5	1	5	20.0%	11:36	3	8
Phi	17	262	73	189	13	2	7	28.6%	14:00	2	15	0	143	30	113	7	1	6	16.7%	16:00	9	66
KC	14	225	65	160	12	4	8	50.0%	15:36	4	30	14	193	29	164	8	2	7	28.6%	14:24	8	99
@ Det	21	259	52	207	16	1	5	20.0%	13:27	3	33	24	203	47	156	11	2	4	50.0%	16:33	4	25
Min	9	254	84	170	12	1	5	20.0%	17:29	5	33	17	147	39	108	11	0	4	0.0%	12:31	0	0
LAC	0	129	30	99	6	1	4	25.0%	11:18	3	20	13	219	92	127	9	3	7	42.9%	18:42	3	19
@ Was																						
@ NYG																						
Totals	**189**	**3001**	**909**	**2092**	**177**	**36**	**92**	**39.1%**	**15:01**	**50**	**465**	**206**	**2631**	**902**	**1729**	**157**	**34**	**90**	**37.8%**	**14:59**	**55**	**461**

PENALTY BREAKDOWN

	DALLAS								OPPONENT							
	Off. Pen	Pen. Yds	Def. Pen.	Pen. Yds	Spec. Tms Pen.	Spec. Tms Yds	Tot Pen	Tot. Yds.	Off. Pen	Pen. Yds	Def. Pen.	Pen. Yds	Spec. Tms Pen.	Spec. Tms Yds	Tot Pen	Tot. Yds.
9/4 @ Phi	2	25	1	5	1	12	**4**	**42**	1	5	7	100	1	5	**9**	**110**
9/14 NYG	5	35	1	21	6	50	**12**	**106**	7	60	6	90	1	10	**14**	**160**
9/21 @ Chi	3	20	1	5	0	0	**4**	**25**	3	25	3	16	0	0	**6**	**41**
9/28 GB	4	20	5	55	2	20	**11**	**95**	6	38	1	15	0	0	**7**	**53**
10/5 @ NYJ	3	24	6	57	2	10	**11**	**91**	6	40	2	10	2	11	**10**	**61**
10/12 @ Car	3	15	3	22	0	0	**6**	**37**	3	23	3	34	0	0	**6**	**57**
10/19 Was	5	45	3	24	2	10	**10**	**79**	5	25	3	70	3	23	**11**	**118**
10/26 @ Den	4	24	5	56	0	0	**9**	**80**	2	20	5	22	0	0	**7**	**42**
11/3 Ari	3	35	1	5	2	15	**6**	**55**	2	10	0	0	0	0	**2**	**10**
11/17 @ LV	3	35	2	10	1	5	**6**	**50**	2	5	3	30	1	5	**6**	**40**
11/23 Phi	4	34	1	5	3	30	**8**	**69**	8	55	3	21	3	20	**14**	**96**
11/27 KC	3	20	1	5	3	25	**7**	**50**	4	40	6	79	0	0	**10**	**119**
12/4 @ Det	3	35	2	27	2	14	**7**	**76**	7	45	1	5	0	0	**8**	**50**
12/14 Min	3	20	3	28	1	10	**7**	**58**	1	5	1	12	1	0	**3**	**17**
12/21 LAC	3	20	0	0	2	20	**5**	**40**	3	19	1	15	0	0	**4**	**34**
12/25 @ Was																
TBD @ NYG																
Totals	**51**	**407**	**35**	**325**	**27**	**221**	**113**	**953**	**60**	**415**	**45**	**519**	**12**	**74**	**117**	**1008**

YARDS GAINED BY DOWN

		COWBOYS												OPPONENT											
		1ST DOWN			2ND DOWN			3RD DOWN			4TH DOWN			1ST DOWN			2ND DOWN			3RD DOWN			4TH DOWN		
Date	Opponent	Att	Yds	Avg	Att	Yds	Avg	Att	Yds	Avg	Att	Yds	Avg	Att	Yds	Avg	Att	Yds	Avg	Att	Yds	Avg	Att	Yds	Avg
9/4	at Philadelphia	27	79	2.9	17	116	6.8	11	112	10.2	1	0	0.0	25	97	3.9	24	95	4.0	13	110	8.5	0	0	0.0
9/14	N.Y. Giants	39	201	5.2	29	183	6.3	14	83	5.9	1	11	11.0	29	288	9.9	20	73	3.7	14	128	9.1	2	32	16.0
9/21	at Chicago	31	230	7.4	22	112	5.1	11	38	3.5	3	16	5.3	25	207	8.3	17	40	2.4	14	134	9.6	1	4	4.0
9/28	Green Bay	31	212	6.8	24	138	5.8	11	74	6.7	1	12	12.0	37	185	5.0	27	137	5.1	14	158	11.3	1	14	14.0
10/5	at N.Y. Jets	28	259	9.3	18	79	4.4	13	78	6.0	0	0	0.0	33	232	7.0	21	52	2.5	16	78	4.9	3	16	5.3
10/12	at Carolina	21	69	3.3	18	91	5.1	12	121	10.1	2	11	5.5	33	242	7.3	22	115	5.2	8	46	5.8	1	7	7.0
10/19	Washington	31	233	7.5	19	125	6.6	12	67	5.6	0	0	0.0	27	165	6.1	19	62	3.3	16	114	7.1	2	0	0.0
10/26	at Denver	31	132	4.3	25	159	6.4	11	31	2.8	1	17	17.0	30	187	6.2	19	184	9.7	8	55	6.9	0	0	0.0
11/3	Arizona	30	185	6.2	20	113	5.7	12	42	3.5	3	-7	-2.3	30	192	6.4	21	71	3.4	13	77	5.9	1	0	0.0
11/17	at Las Vegas	30	200	6.7	22	123	5.6	10	54	5.4	3	4	1.3	27	148	5.5	16	53	3.3	12	34	2.8	3	1	0.3
11/23	Philadelphia	33	253	7.7	21	125	6.0	12	95	7.9	2	0	0.0	27	122	4.5	19	117	6.2	12	100	8.3	0	0	0.0
11/27	Kansas City	30	218	7.3	18	84	4.7	16	145	9.1	1	10	10.0	24	111	4.6	20	136	6.8	13	106	8.2	3	9	3.0
12/4	at Detroit	33	138	4.2	26	226	8.7	15	36	2.4	2	17	8.5	26	123	4.7	23	233	10.1	8	52	6.5	0	0	0.0
12/14	Minnesota	32	215	6.7	21	148	7.0	12	30	2.5	3	24	8.0	24	149	6.2	16	84	5.3	9	66	7.3	3	28	9.3
12/21	L.A. Chargers	24	123	5.1	20	149	7.5	9	40	4.4	3	28	9.3	28	136	4.9	22	203	9.2	11	115	10.5	1	-2	-2.0
12/25	at Washington																								
1/4	at N.Y. Giants																								
	TOTALS	451	2,747	6.1	320	1,971	6.2	181	1,046	5.8	26	143	5.5	425	2,584	6.1	306	1,655	5.4	181	1,373	7.6	21	109	5.2

KICKOFF ANALYSIS

	Total	Opp. Returns	TB	Opp. Return Yards	Opp. Avg. Return	Opp. Avg. Starting Yard Line	Opp. Starts Inside 10	Opp. Returns over 20 yards
Aubrey	89	72	15	1,888	26.2	30.3	0	56
Tot.	89	72	15	1888	26.2	30.3	0	56
Opp. Tot.	88	69	17	1,827	26.5	30.8	0	55

Does not include squibb, pooch and onside kicks

REPLAY CHALLENGES

Dallas
(0-2)

Game	Situation	Play	Challenge	Decision	Drive Result
Det	DET-2-9-50	J. Goff pass to A. St. Brown	Runner was inbounds ruling	Upheld	TD
Min	MIN-2-8-DAL 46	A. Jones up the middle	Down by contact ruling	Upheld	FG

Opponent
(0-0)

Game	Situation	Play	Challenge	Decision	Drive Result

Overturned Booth Review

Game	Situation	Play	Challenge	Decision	Drive Result
GB	GB-2-6-DAL 15	J. Love pass to T. Kraft, TD	Runner broke the plane ruling	Reversed	TD
Was	WAS-3-1-DAL 3	C. Rodriguez left tackle for 2 yards	Runner broke the plane ruling	Reversed	TD
Phi	PHI-1-7-DAL 7	J. Hurts pass to A. Brown, TD	Pass completion ruling	Reversed	TD
Phi	DAL-3-8-PHI 43	D. Prescott pass to C. Lamb, FUMBLES	Runner was not down by contact ruling	Reversed	Fumble
KC	KC-3-16-DAL 49	P. Mahomes pass incomplete to J. Wiley	Passer not down by contact ruling	Reversed	Punt
KC	DAL-2-3-KC 13	D. Prescott to J. Ferguson, TD	Pass completion ruling	Reversed	FG
Det	DAL-3-5-DAL 10	D. Prescott sacked in end zone, SAFETY	Safety ruling	Reversed	Punt

TEAM RECORD WHEN

CATEGORY	2025 SEASON W-L-T
COWBOYS AT AT&T STADIUM	4-3-1
COWBOYS ON THE ROAD	2-5
COWBOYS ON ARTIFICIAL TURF	5-5-1
COWBOYS ON GRASS	1-3
COWBOYS IN DOMES	0-0
COWBOYS IN RETRACTABLE ROOF STADIUMS	0-0-1
COWBOYS OUTDOORS	0-0
COWBOYS INDOORS	0-0-1
DAY GAMES	5-4
KICKOFF AT 12:00 CST	2-2
KICKOFF AT 3:00 CST	3-2
NIGHT GAMES	1-4-1
VS. NFC EAST OVERALL	3-1
VS. NFC EAST AT HOME	3-0
VS. NFC EAST ON THE ROAD	0-1
VS. NFC	3-6-1
VS. NFC SOUTH	0-1
VS. NFC NORTH	0-3-1
VS. NFC WEST	0-1
VS. AFC	3-2
VS. AFC EAST	1-0
VS. AFC SOUTH	0-0
VS. AFC NORTH	0-0
VS. AFC WEST	2-2
COWBOYS WIN COIN TOSS	3-3-1
COWBOYS LOSE COIN TOSS	3-5
IN SEPTEMBER	1-2-1
IN OCTOBER	2-2
IN NOVEMBER	3-1
IN DECEMBER	0-3
IN JANUARY	0-0
ON SUNDAY NIGHT	0-1-1
ON THURSDAY NIGHT	0-2
ON MONDAY NIGHT	1-1
ON SATURDAY	0-0

CATEGORY	2025 SEASON W-L-T
COWBOYS LEAD AT HALFTIME	4-1-1
SCORE TIED AT HALFTIME	0-1
COWBOYS TRAIL AT HALFTIME	2-6
COWBOYS LEAD AFTER 1ST QUARTER	1-0
SCORE TIED AFTER 1ST QUARTER	1-4
COWBOYS TRAIL AFTER 1ST QUARTER	4-4-1
COWBOYS LEAD AFTER 3RD QUARTER	5-1-1
SCORE TIED AFTER 3RD QUARTER	0-0
COWBOYS TRAIL AFTER 3RD QUARTER	1-7
GAME GOES TO OVERTIME	1-0-1
COWBOYS SCORE 20 OR MORE POINTS	6-5-1
COWBOYS SCORE 19 OR LESS POINTS	0-3
COWBOYS SCORE FIRST	1-4
OPPONENT SCORES FIRST	5-4-1
COWBOYS SCORE ON FIRST POSSESSION	2-5
COWBOYS ALLOW 20 OR MORE	5-8-1
COWBOYS ALLOW 19 OR LESS POINTS	1-0
COWBOYS HAVE + TURNOVER RATIO	2-2-1
TURNOVER RATIO EVEN	3-0
COWBOYS HAVE - TURNOVER RATIO	1-6
COWBOYS HAVE 30:00+TOP	4-4-1
COWBOYS HAVE LESS THAN 30:00 TOP	2-4
COWBOYS HAVE 100-YARD RUSHER	2-0
COWBOYS HAVE 300 NET PASSING YARDS	3-1-1
COWBOYS HAVE 1 100-YARD RECEIVER	6-4-1
COWBOYS HAVE 2 100-YARD RECEIVERS	0-1
OPPONENTS HAVE 100-YARD RUSHER	1-2
OPPONENTS HAVE 300 NET PASSING YARDS	1-1-1
OPPONENTS HAVE 1 100-YARD RECEIVER	1-2
OPPONENTS HAVE 2 100-YARD RECEIVERS	1-0

WEEK-BY-WEEK NFL RANKINGS

There is still 1 unfinished game for this week. Please wait until it is done before generating this report.

NFC									
		OFFENSE				DEFENSE			
DATE	OPPONENT	TOTAL	RUSH	PASS	POINTS SCORED	TOTAL	RUSH	PASS	POINTS SCORED
9/4	at Philadelphia	6	T-5	T-8	T-7	9	14	3	T-12
9/14	N.Y. Giants	1	5	4	2	15	12	16	T-14
9/21	at Chicago	2	6	2	7	15	11	16	15
9/28	Green Bay	1	6	1	2	16	11	16	16
10/5	at N.Y. Jets	1	4	3	2	16	13	16	16
10/12	at Carolina	1	7	2	2	16	15	16	16
10/19	Washington	1	7	2	1	16	16	16	16
10/26	at Denver	1	6	1	1	16	15	16	16
11/3	Arizona	2	5	2	2	16	15	16	16
11/17	at Las Vegas	1	6	1	1	15	12	16	16
11/23	Philadelphia	1	6	1	3	14	11	16	16
11/27	Kansas City	1	7	1	1	14	9	15	16
12/4	at Detroit	1	8	1	3	14	9	16	16
12/14	Minnesota	1	8	1	3	14	8	16	16
12/21	L.A. Chargers	2	10	1	4	15	8	16	16
12/25	@ Washington								
1/4	@ N.Y. Giants								

NFL									
		OFFENSE				DEFENSE			
DATE	OPPONENT	TOTAL	RUSH	PASS	POINTS SCORED	TOTAL	RUSH	PASS	POINTS SCORED
9/4	at Philadelphia	17	T-10	T-18	T-15	15	28	7	T-22
9/14	N.Y. Giants	3	11	7	5	30	23	30	T-27
9/21	at Chicago	4	11	3	10	30	17	32	27
9/28	Green Bay	1	12	1	5	32	20	32	31
10/5	at N.Y. Jets	1	8	3	4	32	23	32	29
10/12	at Carolina	1	15	2	3	32	29	32	31
10/19	Washington	1	13	2	2	32	30	32	30
10/26	at Denver	2	13	1	2	31	29	31	31
11/3	Arizona	4	13	T-2	4	31	29	30	31
11/17	at Las Vegas	3	12	1	2	30	24	30	31
11/23	Philadelphia	1	12	1	4	29	22	30	31
11/27	Kansas City	1	13	1	2	29	20	30	31
12/4	at Detroit	1	16	1	3	29	20	32	31
12/14	Minnesota	1	15	1	4	29	18	32	31
12/21	L.A. Chargers	2	17	1	5	30	20	32	31
12/25	@ Washington								
1/4	@ N.Y. Giants								

THE LAST TIME...

BY COWBOYS		BY OPPONENT
	PASSING	
502 yards, Dak Prescott vs. Cleveland, 10/4/20	**500 Passing Yards**	* Never Has Happened *
404 yards, Dak Prescott vs. N.Y. Giants, 11/12/23	**400 Passing Yards**	450 yards, Russell Wilson vs. N.Y. Giants, 9/14/25
376 yards, Dak Prescott @ Detroit, 12/4/25	**300 Passing Yards**	300 yards, Justin Herbert vs. L.A. Chargers, 12/21/25
52 att., Dak Prescott vs. N.Y. Giants, 9/14/25	**50+ Pass Attempts**	50 att., Tom Brady @ Tampa Bay, 9/9/21
47 att., Dak Prescott @ Detroit, 12/4/25	**40+ Pass Attempts**	42 att., Geno Smith @ Las Vegas, 11/17/25
42 comp, Dak Prescott @ Tampa Bay, 9/9/21	**40+ Pass Completions**	41 comp, Kirk Cousins vs. Washington, 11/24/16
31 comp, Dak Prescott @ Detroit, 12/4/25	**30+ Pass Completions**	32 comp, Justin Fields @ N.Y. Jets, 10/5/25
31 comp, Dak Prescott @ Detroit, 12/4/25	**25+ Pass Completions**	25 comp, Jared Goff @ Detroit, 12/4/25
51 yards, Dak Prescott vs. Kansas City, 11/27/25	**Pass Play of 50-or-more Yards**	50 yards, Justin Herbert vs. L.A. Chargers, 12/21/25
* Never Has Happened *	**Six Touchdown Passes**	6 tds, Y.A. Tittle @ N.Y. Giants, 12/16/62
5 tds, Dak Prescott: (14, 24, 2, 9, 8) @ Philadelphia, 1/8/22	**Five Touchdown Passes**	5 tds, Russell Wilson: (43, 1, 1, 1, 29) @ Seattle, 9/27/20
4 tds, Dak Prescott: (18, 5, 37, 2) @ Las Vegas, 11/17/25	**Four Touchdown Passes**	4 tds, Patrick Mahomes: (27, 2, 3, 10) vs. Kansas City, 11/27/25
3 tds, Dak Prescott: (74, 2, 5) vs. Washington, 10/19/25	**Three Touchdown Passes**	3 tds, Bryce Young: (19, 36, 2) @ Carolina, 10/12/25
5 ints, Tony Romo vs. Chicago, 10/1/12	**Five Interceptions Thrown**	5 ints, Dan Marino vs. Miami, 11/25/99
4 ints, Tony Romo vs. N.Y. Giants, 10/28/12	**Four Interceptions Thrown**	4 ints, Taysom Hill @ New Orleans, 12/2/21
3 ints, Dak Prescott @ San Francisco, 10/8/23	**Three Interceptions Thrown**	3 ints, Zach Wilson vs. N.Y. Jets, 9/17/23
2 ints, Dak Prescott @ Detroit, 12/4/25	**Two Interceptions Thrown**	2 ints, Bryce Young @ Carolina, 12/15/24
Dak Prescott vs. L.A. Chargers, 12/21/25	**100-Plus Passer Rating**	Justin Herbert vs. L.A. Chargers, 12/21/25
	RUSHING	
253 yards, DeMarco Murray vs. St. Louis, 10/23/11	**200 Rushing Yards**	200 yards, Alfred Morris @ Washington, 12/30/12
151 yards, Ezekiel Elliott @ Philadelphia, 11/11/18	**150 Rushing Yards**	183 yards, Rico Dowdle @ Carolina, 10/12/25
116 yards, Javonte Williams vs. Washington, 10/19/25	**100 Rushing Yards**	111 yards, J.K. Dobbins @ Denver, 10/26/25
131 yards/117 yards, Tony Pollard/Ezekiel Elliott vs. L.A. Rams, 12/15/19	**Two 100-Yard Rushers**	139 yards/108 yards, Le'Ron McClain/Willis McGahee vs. Baltimore, 12/20/08
4 tds, Emmitt Smith @ N.Y. Giants, 9/4/95	**Four Rushing Touchdowns**	4 tds, Aaron Jones: (18, 3, 5, 1) vs. Green Bay, 10/6/19
3 tds, Tony Pollard: (18, 7, 54) vs. Chicago, 10/30/22	**Three Rushing Touchdowns**	3 tds, Jahmyr Gibbs: (1, 10, 13) @ Detroit, 12/4/25
2 tds, Javonte Williams: (1, 1) @ Denver, 10/26/25	**Two Rushing Touchdowns**	2 tds, Jalen Hurts: (7, 1) vs. Philadelphia, 11/23/25
2 tds/2 tds, Tony Dorsett (9, 33)/Robert Newhouse (14, 3) @ N.Y. Giants, 11/9/80	**Two Players with Two Rushing Touchdowns**	* Never Has Happened *
CeeDee Lamb: (14)/Rico Dowdle: (1)/Dak Prescott: (10) vs. N.Y. Giants, 11/12/23	**Three Players with one Rushing Touchdown**	Latavius Murray: (2)/James Cook III: (24)/Josh Allen: (1) @ Buffalo, 12/17/23
33 att., Ezekiel Elliott @ Washington, 10/29/17	**30+ Rushing Attempts**	30 att., Rico Dowdle @ Carolina, 10/12/25
91 yards, DeMarco Murray vs. St. Louis, 10/23/11	**Run of 75+ Yards**	82 yards, Le'Ron McClain vs. Baltimore, 12/20/08
66 yards, Javonte Williams @ N.Y. Jets, 10/5/25	**Run of 50-74 Yards**	69 yards, Kenyan Drake vs. Arizona, 10/19/20
354 yards, Dallas 37, Seattle 13 @ Baltimore, 12/6/81	**300 Rushing Yards (Team)**	307 yards vs. Cleveland, 10/4/20
211 yards @ Carolina, 12/15/24	**200 Rushing Yards (Team)**	216 yards @ Carolina, 10/12/25

THE LAST TIME...

RECEIVING		
227 yards, CeeDee Lamb vs. Detroit, 12/30/23	**200 Receiving Yards**	329 yards, Calvin Johnson @ Detroit, 10/27/13
168 yards, George Pickens @ Carolina, 10/12/25	**150 Receiving Yards**	167 yards, Malik Nabers vs. N.Y. Giants, 9/14/25
130 yards, George Pickens vs. L.A. Chargers, 12/21/25	**100 Receiving Yards**	104 yards, Quentin Johnston vs. L.A. Chargers, 12/21/25
121 yards/115 yards, CeeDee Lamb/Ryan Flournoy @ Detroit, 12/4/25	**Two 100-Yard Receivers**	167 yards/142 yards, Malik Nabers/Wan'Dale Robinson vs. N.Y. Giants, 9/14/25
4 tds, Terrell Owens: (4, 31, 46, 52) vs. Washington, 11/18/07	**Four Touchdown Receptions**	4 tds, Harold Jackson @ LA Rams, 10/14/73
3 tds, Michael Gallup: (4, 32, 45) vs. Washington, 12/29/19	**Three Touchdown Receptions**	3 tds, Romeo Doubs: (2, 1, 15) vs. Green Bay, 9/28/25
2 tds, Jake Ferguson: (2, 5) vs. Washington, 10/19/25	**Two Touchdown Receptions**	2 tds, Jalen Nailor: (20, 4) vs. Minnesota, 12/14/25
Dalton Schultz: (2, 9)/Cedrick Wilson: (14, 24) @ Philadelphia, 1/8/22	**Two Players with Two Touchdown Receptions**	Jerry Rice/Terrell Owens vs. San Francisco, 9/24/00
13 , Jake Ferguson @ Chicago, 9/21/25	**10+ Receptions**	14 , Ja'Marr Chase vs. Cincinnati, 12/9/24
74 yards, CeeDee Lamb vs. Washington, 10/19/25	**70-Yard Reception**	83 yards, Jalen Coker @ Carolina, 12/15/24
64 yards, KaVontae Turpin vs. Houston, 11/18/24	**60-Yard Reception**	65 yards, Luther Burden III @ Chicago, 9/21/25
51 yards, CeeDee Lamb vs. Kansas City, 11/27/25	**50-Yard Reception**	50 yards, Quentin Johnston vs. L.A. Chargers, 12/21/25
COMBINED YARDS		
116 yards/110 yards, Javonte Williams/CeeDee Lamb vs. Washington, 10/19/25	**100-Yard Rusher and 100-Yard Receiver**	167 yards/120 yards, Saquon Barkley/DeVonta Smith @ Philadelphia, 12/29/24
121/115 yards/376 yards, CeeDee Lamb/Ryan Flournoy/Dak Prescott @ Detroit, 12/4/25	**100-Yard Receiver and 300-Yard Passer**	104 yards/300 yards, Quentin Johnston/Justin Herbert vs. L.A. Chargers, 12/21/25
110 yards/302 yards, Ezekiel Elliott/Dak Prescott vs. N.Y. Giants, 10/10/21	**100-Yard Rusher and 300-Yard Passer**	103 yards/318 yards, Travis Etienne Jr./Trevor Lawrence @ Jacksonville, 12/18/22
105 yards/377 yards/121 yards, Ezekiel Elliott/Andy Dalton Michael Gallup vs. Philadelphia, 12/27/20	**100-Yard Rusher, 300-Yard Passer, 100-Yard Receiver**	103 yards/318 yards/109 yards, Travis Etienne Jr./Trevor Lawrence Zay Jones @ Jacksonville, 12/18/22
105 yards/121/121 yards, Ezekiel Elliott/Michael Gallup/Amari Cooper vs. Philadelphia, 12/27/20	**100-Yard Rusher, Two 100-Yard Receivers**	102 yards/118/129 yards, Michael Turner/Roddy White/Julio Jones @ Atlanta, 11/4/12
121/115 yards/376 yards, CeeDee Lamb/Ryan Flournoy/Dak Prescott @ Detroit, 12/4/25	**Two 100-Yard Receivers, 300-Yard Passer**	167/142 yards/450 yards, Malik Nabers/Wan'Dale Robinson/Russell Wilson vs. N.Y. Giants, 9/14/25
DEFENSE		
3 ints, Terence Newman @ Washington, 12/14/03	**Three-Interception Game**	3 ints, Adrian Wilson @ Arizona, 10/20/02
2 ints, DaRon Bland vs. New England, 10/1/23	**Two-Interception Game**	2 ints, Tremaine Edmunds @ Chicago, 9/21/25
Dexter Coakley: (46, 12)/Deion Sanders: (0, 0) vs. Miami, 11/25/99	**Two Players With Two Interceptions**	* Never Has Happened *
68 yards, DaRon Bland vs. Washington, 10/19/25	**Interception Returned for Touchdown**	69 yards, C.J. Gardner-Johnson @ Philadelphia, 12/29/24
* Never Has Happened *	**Two Fumble Recoveries**	2 fr, Vonn Bell @ New Orleans, 9/29/19
11 yards, Leighton Vander Esch vs. New England, 10/1/23	**Fumble Returned for Touchdown**	53 yards, Rodney McLeod @ Philadelphia, 11/1/20
5 to vs. Philadelphia, 11/10/24	**Forced 5+ Turnovers**	5 to vs. Indianapolis, 12/4/22
4 to @ Chicago, 9/21/25	**Forced Four Turnovers**	4 to @ Carolina, 12/15/24
4 to @ Carolina, 12/15/24	**Forced Three+ Turnovers**	3 to @ Detroit, 12/4/25
1 to vs. L.A. Chargers, 12/21/25	**At Least One Turnover**	1 to vs. Minnesota, 12/14/25
4.0 sk, DeMarcus Ware @ Philadelphia, 10/30/11	**Four-Sack Game**	4.0 sk, Phillip Daniels @ Washington, 12/18/05
3.0 sk, DeMarcus Lawrence @ N.Y. Giants, 9/26/22	**Three-Sack Game**	3.0 sk, Al-Quadin Muhammad @ Detroit, 12/4/25
2.0 sk, Jadeveon Clowney vs. Kansas City, 11/27/25	**Two-Sack Game**	2.0 sk/2.0 sk, Josh Sweat/Calais Campbell vs. Arizona, 11/3/25
Donovan Ezeiruaku @ Las Vegas, 11/17/25	**Safety Scored**	Daron Payne vs. Washington, 10/19/25
@ N.Y. Giants, 9/10/23	**Shutout**	@ Indianapolis, 12/16/18
31 yards @ Carolina, 10/12/25	**Less Than 50 Rushing Yards**	27 yards @ Las Vegas, 11/17/25
77 yards vs. Minnesota, 12/14/25	**Less Than 100 Rushing Yards**	91 yards vs. L.A. Chargers, 12/21/25
49 yards vs. Philadelphia, 11/10/24	**Less Than 50 Net Passing Yards**	46 yards @ Atlanta, 11/11/01
49 yards vs. Philadelphia, 11/10/24	**Less Than 100 Net Passing Yards**	85 yards @ Buffalo, 12/17/23
141 yards @ Philadelphia, 12/29/24	**Less Than 150 Net Passing Yards**	144 yards @ Philadelphia, 9/4/25
136 yards vs. Seattle, 12/24/17	**Less Than 150 Net Offensive Yards**	146 yards vs. Philadelphia, 11/10/24
180 yards @ Washington, 1/7/24	**Less Than 200 Net Offensive Yards**	146 yards vs. Philadelphia, 11/10/24

THE LAST TIME...

	SPECIAL TEAMS	
43 yards/99 yards, Juanyeh Thomas/KaVontae Turpin @ Washington, 11/24/24	**Kickoff Returned for Touchdown**	100 yards, Dwayne Harris @ N.Y. Giants, 10/25/15
60 yards, KaVontae Turpin @ Cleveland, 9/8/24	**Punt Returned for Touchdown**	98 yards, Damaris Johnson vs. Philadelphia, 12/2/12
Juanyeh Thomas @ N.Y. Giants, 9/10/23	**Blocked Field Goal Returned for Touchdown**	55 yards, William White; Eddit Murray, kicker @ Detroit, 10/27/91
Sam Williams vs. Arizona, 11/3/25	**Blocked Punt Returned for Touchdown**	Doug Baldwin @ Seattle, 10/12/14
35 yards, Brandon Aubrey @ Washington, 11/24/24	**Field Goal Blocked**	52 yards, Jake Bates @ Detroit, 12/4/25
Brandon McManus [Juanyeh Thomas blocked] vs. Green Bay, 9/28/25	**PAT Blocked**	Brett Maher [Grover Stewart blocked] vs. Indianapolis, 12/4/22
Chris Jones @ New England, 11/24/19	**Punt Blocked**	Pat O'Donnell vs. Arizona, 11/3/25
Brandon Aubrey @ N.Y. Jets, 10/5/25	**Missed PAT**	Austin Seibert/Austin Seibert @ Washington, 11/24/24
@ Washington, 1/7/24	**No Punts**	vs. Detroit, 10/13/24
10 punts, Bryan Anger @ Washington, 1/8/23	**10+ Punts**	10 punts, Brad Maynard vs. Chicago, 11/25/04
C.J. Goodwin vs. Baltimore, 9/22/24	**Successful Onside Kick**	Michael Thomas vs. N.Y. Giants, 9/16/18
6 fg, Dan Bailey: (41, 27, 32, 41, 23, 40) vs. Washington, 9/26/11	**Six Field Goals**	7 fg, Greg Zuerlein: (49, 44, 44, 30, 28, 43, 33) vs. L.A. Rams, 10/1/17
5 fg, Brandon Aubrey: (57, 42, 55, 63, 29) @ Detroit, 12/4/25	**Five Field Goals**	5 fg, Greg Joseph: (52, 41, 38, 22, 42) @ N.Y. Giants, 9/26/24
4 fg, Brandon Aubrey: (37, 26, 41, 41) vs. Minnesota, 12/14/25	**Four Field Goals**	4 fg, Jake Bates: (40, 48, 33, 33) vs. Detroit, 10/13/24
63 yards, Brandon Aubrey @ Detroit, 12/4/25	**60+ Yard Field Goal**	62 yards, Matt Prater @ Arizona, 9/24/23
63 yards, Brandon Aubrey @ Detroit, 12/4/25	**50+ Yard Field Goal**	53 yards, Will Reichard vs. Minnesota, 12/14/25
20 yards, KaVontae Turpin vs. Cincinnati, 12/9/24	**20-Yard Punt Return**	21 yards, Tom Kennedy @ Detroit, 12/4/25
	TEAM/MISCELLANEOUS	
640 yards vs. N.Y. Giants, 11/12/23	**600 Net Offensive Yards**	625 yards @ New Orleans, 11/10/13
567 yards @ New England, 10/17/21	**500 Net Offensive Yards**	506 yards vs. N.Y. Giants, 9/14/25
423 yards vs. Minnesota, 12/14/25	**400 Net Offensive Yards**	452 yards vs. L.A. Chargers, 12/21/25
@ N.Y. Giants, 9/10/23	**Touchdown on Offense, Defense and Special Teams**	@ N.Y. Giants, 10/25/15
Dak Prescott @ Detroit, 12/4/25	**Two-Point Conversion Made**	Justin Fields/Justin Fields @ N.Y. Jets, 10/5/25
Dak Prescott/Dak Prescott vs. Baltimore, 9/22/24	**Two-Point Conversion Failed**	Bo Nix @ Denver, 10/26/25
Dallas 51, Seattle 7 vs. Seattle, 11/27/80	**50 Points Scored**	vs. Denver, 10/6/13
vs. Washington, 10/19/25	**40 Points Scored**	@ Detroit, 12/4/25
vs. N.Y. Giants, 9/14/25	**Overtime Win**	@ Jacksonville, 12/18/22
vs. Washington, 12/26/21	**20 First Quarter Points**	vs. Atlanta, 9/20/20
@ Las Vegas, 11/17/25	**20 Second Quarter Points**	vs. Detroit, 10/13/24
vs. Denver, 11/7/21	**No Points Scored in First Half**	vs. N.Y. Giants, 11/12/23
vs. Carolina, 10/3/21	**20 Third Quarter Points**	@ San Francisco, 10/27/24
vs. N.Y. Giants, 9/14/25	**20 Fourth Quarter Points**	vs. N.Y. Giants, 9/14/25
21 (Q2) @ Las Vegas, 11/17/25	**20+ Points in One Quarter**	21 (Q4) vs. N.Y. Giants, 9/14/25
31 (second half) @ Washington, 11/24/24	**30 Points in One Half**	35 (first half) vs. New Orleans, 9/15/24
(10, 10, 7, 14 Points) vs. Seattle, 11/30/23	**Scored a Touchdown in Each Quarter**	(7, 10, 7, 10 Points) vs. Minnesota, 12/14/25
vs. Washington, 10/19/25	**Won by 20+ Points**	@ Denver, 10/26/25
vs. Philadelphia, 1/3/10	**Shutout at Home**	* Never Has Happened *
@ N.Y. Giants, 9/10/23	**Shutout on the Road**	@ Indianapolis, 12/16/18
0 pen vs. Arizona, 10/30/05	**No Penalties**	0 pen @ Philadelphia, 11/11/18
10 pen vs. Washington, 10/19/25	**10+ Penalties**	10 pen vs. Kansas City, 11/27/25
0 to vs. Minnesota, 12/14/25	**No Turnovers**	0 to vs. L.A. Chargers, 12/21/25
4 td @ Las Vegas, 11/17/25	**Four-Touchdown Game**	4 td vs. L.A. Chargers, 12/21/25
3 td vs. Kansas City, 11/27/25	**Three-Touchdown Game**	3 td vs. Philadelphia, 11/23/25
vs. Philadelphia, 11/10/24	**No Touchdowns**	@ N.Y. Giants, 9/26/24
42:15 TOP vs. N.Y. Jets, 9/17/23	**40:00 Time of Possession (non-overtime)**	41:12 TOP vs. Denver, 11/7/21
@ Carolina, 10/12/25	**No Sacks/No Interceptions Allowed**	vs. L.A. Chargers, 12/21/25
4 tds, Terrell Owens vs. Washington, 11/18/07	**Four Touchdowns by a Player**	4 tds, Alvin Kamara vs. New Orleans, 9/15/24
3 tds, Jake Ferguson vs. Green Bay, 1/14/24	**Three Touchdowns by a Player**	3 tds, Jahmyr Gibbs @ Detroit, 12/4/25

LONGEST/SHORTEST

LONGEST DRIVE

Most Plays (Cowboys)	16 plays at Detroit (12/4)	46 yards, 7:51, Field Goal
	16 plays vs. L.A. Chargers (12/21)	56 yards, 7:39, Field Goal
Most Plays (Opponent)	19 plays at Chicago (9/21)	76 yards, 9:54, Touchdown
Most Yards (Cowboys)	95 yards vs. Green Bay (9/28)	11 plays, 5:09, Touchdown
Most Yards (Opponent)	87 yards vs. L.A. Chargers (12/21)	7 plays, 4:19, Touchdown
Most Time (Cowboys)	7:51 at Detroit (12/4)	16 plays, 46 yards, Field Goal
Most Time (Opponent)	9:54 at Chicago (9/21)	19 plays, 76 yards, Touchdown

LONGEST TOUCHDOWN DRIVE

Most Plays (Cowboys)	14 plays vs. Green Bay (9/28)	77 yards, 6:49
Most Plays (Opponent)	19 plays at Chicago (9/21)	76 yards, 9:54
Most Yards (Cowboys)	95 yards vs. Green Bay (9/28)	11 plays, 5:09
Most Yards (Opponent)	87 yards vs. L.A. Chargers (12/21)	7 plays, 4:19
Most Time (Cowboys)	7:50 at Carolina (10/12)	13 plays, 77 yards
Most Time (Opponent)	9:54 at Chicago (9/21)	19 plays, 76 yards

LONGEST FIELD GOAL DRIVE

Most Plays (Cowboys)	16 plays at Detroit (12/4)	46 yards, 7:51
	16 plays vs. L.A. Chargers (12/21)	56 yards, 7:39
Most Plays (Opponent)	16 plays vs. N.Y. Giants (9/14)	60 yards, 8:49
Most Yards (Cowboys)	82 yards vs. Kansas City (11/27)	8 plays, 4:10
Most Yards (Opponent)	76 yards vs. L.A. Chargers (12/21)	14 plays, 8:18
Most Time (Cowboys)	7:51 at Detroit (12/4)	16 plays, 46 yards
Most Time (Opponent)	8:49 vs. N.Y. Giants (9/14)	16 plays, 60 yards

SHORTEST TOUCHDOWN DRIVE

Fewest Plays (Cowboys)	1 plays vs. Green Bay (9/28)	15 yards, 0:04
	1 plays vs. Washington (10/19)	74 yards, 0:11
Fewest Plays (Opponent)	1 plays at Chicago (9/21)	65 yards, 0:11
Fewest Yards (Cowboys)	12 yards at Carolina (10/12)	4 plays, 2:09
Fewest Yards (Opponent)	14 yards at Detroit (12/4)	2 plays, 0:34
Shortest Time (Cowboys)	0:04 vs. Green Bay (9/28)	1 plays, 15 yards
Shortest Time (Opponent)	0:11 at Chicago (9/21)	1 plays, 65 yards

SHORTEST FIELD GOAL DRIVE

Fewest Plays (Cowboys)	4 plays vs. N.Y. Giants (9/14)	21 yards, 0:25
	4 plays vs. N.Y. Giants (9/14)	42 yards, 2:00
Fewest Plays (Opponent)	4 plays at Las Vegas (11/17)	-2 yards, 1:16
Fewest Yards (Cowboys)	11 yards vs. Washington (10/19)	8 plays, 3:34
Fewest Yards (Opponent)	-2 yards at Las Vegas (11/17)	4 plays, 1:16
Shortest Time (Cowboys)	0:25 vs. N.Y. Giants (9/14)	4 plays, 21 yards
Shortest Time (Opponent)	0:43 vs. Green Bay (9/28)	7 plays, 39 yards

TEAM HIGHS AND LOWS

2025 REGULAR SEASON DALLAS COWBOYS OFFENSIVE HIGHS AND LOWS
(THROUGH WEEK 16)

HIGH	DATE	OPPONENT	CATEGORY	LOW	DATE	OPPONENT
44	10/19	vs. Washington	**Points**	14	9/21	at Chicago
21	11/17	at Las Vegas	**Points in a Quarter**	0	9/4 9/14 9/21 9/28	at Philadelphia vs. N.Y. Giants at Chicago vs. Green Bay ...3 more at 0.
27	9/14	vs. N.Y. Giants	**Points in a Half**	0	9/4 9/21 12/21	at Philadelphia at Chicago vs. L.A. Chargers
5	9/28	vs. Green Bay	**Total Touchdowns**	1	9/21	at Chicago
83	9/14	vs. N.Y. Giants	**Total Plays**	53	10/12	at Carolina
478	9/14	vs. N.Y. Giants	**Total Net Yards**	292	10/12	at Carolina
32	9/14	vs. N.Y. Giants	**Total First Downs**	15	10/12	at Carolina
12	12/14	vs. Minnesota	**First Downs Rushing**	1	10/12	at Carolina
18	9/14	vs. N.Y. Giants	**First Downs Passing**	9	9/4	at Philadelphia
6	9/4	at Philadelphia	**First Down Penalties**	0	11/3	vs. Arizona
63.6%	9/4	at Philadelphia	**Third Down Efficiency**	16.7%	12/14	vs. Minnesota
7.1	10/5	at N.Y. Jets	**Average Yards Per Play**	5	10/26	at Denver
180	10/5	at N.Y. Jets	**Total Net Yards Rushing**	31	10/12	at Carolina
31	10/19	vs. Washington	**Rushing Attempts**	19	10/12	at Carolina
6.2	10/5	at N.Y. Jets	**Rushing Average Yards**	1.6	10/12	at Carolina
2	9/4	at Philadelphia	**Rushing Touchdowns**	0	9/21 10/12 11/3 11/17	at Chicago at Carolina vs. Arizona at Las Vegas ...1 more at 0.
348	11/23	vs. Philadelphia	**Total Net Yards Passing**	188	9/4	at Philadelphia
52	9/14	vs. N.Y. Giants	**Passing Attempts**	29	10/5	at N.Y. Jets
38	9/14	vs. N.Y. Giants	**Passing Completions**	18	10/5	at N.Y. Jets
4	10/5	at N.Y. Jets	**Passing Touchdowns**	0	9/4 12/14	at Philadelphia vs. Minnesota
3	9/21	at Chicago	**Passes Thrown for Interception**	0	9/4 9/28 10/5 10/12	at Philadelphia vs. Green Bay at N.Y. Jets at Carolina ...4 more at 0.
5	11/3	vs. Arizona	**Times Sacked**	0	9/4 10/12 11/27	at Philadelphia at Carolina vs. Kansas City
5	11/3	vs. Arizona	**QB Sacks**	0	9/4 10/12 11/27	at Philadelphia at Carolina vs. Kansas City
5	10/5	at N.Y. Jets	**Total Punts**	1	11/3 11/27 12/4 12/14	vs. Arizona vs. Kansas City at Detroit vs. Minnesota ...1 more at 1.
52	11/27	vs. Kansas City	**Punt Net Average Yards**	35.5	9/21	at Chicago
2	9/21	at Chicago	**Punt Returns**	0	9/4 9/28 10/26 11/27	at Philadelphia vs. Green Bay at Denver vs. Kansas City ...2 more at 0.
28	9/21	at Chicago	**Punt Return Yards**	0	9/4 9/28 10/26 11/27	at Philadelphia vs. Green Bay at Denver vs. Kansas City ...3 more at 0.
9	9/14	vs. N.Y. Giants	**Kickoff Returns**	1	10/5	at N.Y. Jets
209	9/14	vs. N.Y. Giants	**Kickoff Return Yards**	32	10/5	at N.Y. Jets
12	9/14	vs. N.Y. Giants	**Total Penalties**	4	9/4 9/21	at Philadelphia at Chicago
106	9/14	vs. N.Y. Giants	**Penalty Yards**	25	9/21	at Chicago
4	11/3	vs. Arizona	**Total Fumbles**	0	9/28 10/5 12/14	vs. Green Bay at N.Y. Jets vs. Minnesota
2	11/3	vs. Arizona	**Fumbles Lost**	0	9/14 9/28 10/5 10/12	vs. N.Y. Giants vs. Green Bay at N.Y. Jets at Carolina ...4 more at 0.
37:21	9/14	vs. N.Y. Giants	**Time of Possession**	25:08	9/4	at Philadelphia
4	9/21	at Chicago	**Turnovers**	0	9/28 10/5 10/12 10/19	vs. Green Bay at N.Y. Jets at Carolina vs. Washington ...1 more at 0.
93,739	11/27	vs. Kansas City	**Attendance**	58,389	9/21	at Chicago

TEAM HIGHS AND LOWS

2025 REGULAR SEASON DALLAS COWBOYS DEFENSIVE HIGHS AND LOWS (THROUGH WEEK 16)

HIGH	DATE	OPPONENT	CATEGORY	LOW	DATE	OPPONENT
44	10/26	at Denver	**Points**	16	11/17	at Las Vegas
21	9/14	vs. N.Y. Giants	**Points in a Quarter**	0	9/4 9/21 10/5 10/19	at Philadelphia at Chicago at N.Y. Jets vs. Washington ...4 more at 0.
27	10/26	at Denver	**Points in a Half**	0	11/23	vs. Philadelphia
6	10/26	at Denver	**Total Touchdowns**	1	11/17	at Las Vegas
79	9/28	vs. Green Bay	**Total Plays**	52	12/14	vs. Minnesota
506	9/14	vs. N.Y. Giants	**Total Net Yards**	236	11/17	at Las Vegas
32	9/28	vs. Green Bay	**Total First Downs**	17	11/17	at Las Vegas
14	9/4	at Philadelphia	**First Downs Rushing**	4	11/17 11/23	at Las Vegas vs. Philadelphia
16	9/28	vs. Green Bay	**First Downs Passing**	6	9/4	at Philadelphia
5	9/28	vs. Green Bay	**First Down Penalties**	0	9/4 11/27 12/21	at Philadelphia vs. Kansas City vs. L.A. Chargers
71.4%	9/28	vs. Green Bay	**Third Down Efficiency**	22.2%	12/14	vs. Minnesota
7.8	9/14	vs. N.Y. Giants	**Average Yards Per Play**	4.1	11/17	at Las Vegas
216	10/12	at Carolina	**Total Net Yards Rushing**	27	11/17	at Las Vegas
38	9/4	at Philadelphia	**Rushing Attempts**	12	11/17	at Las Vegas
6.5	10/5	at N.Y. Jets	**Rushing Average Yards**	2.3	11/17	at Las Vegas
4	12/4	at Detroit	**Rushing Touchdowns**	0	9/21 10/5 10/12 11/17	at Chicago at N.Y. Jets at Carolina at Las Vegas ...1 more at 0.
422	9/14	vs. N.Y. Giants	**Total Net Yards Passing**	144	9/4	at Philadelphia
46	10/5	at N.Y. Jets	**Passing Attempts**	23	9/4	at Philadelphia
32	10/5	at N.Y. Jets	**Passing Completions**	15	12/14	vs. Minnesota
4	9/21	at Chicago	**Passing Touchdowns**	0	9/4	at Philadelphia
1	9/14	vs. N.Y. Giants	**Passes Thrown for Interception**	0	9/4 9/21 9/28 10/5	at Philadelphia at Chicago vs. Green Bay at N.Y. Jets ...5 more at 0.
5	10/5	at N.Y. Jets	**Times Sacked**	0	9/21 10/26 12/14 12/21	at Chicago at Denver vs. Minnesota vs. L.A. Chargers
5	10/5	at N.Y. Jets	**QB Sacks**	0	9/21 10/26 12/14 12/21	at Chicago at Denver vs. Minnesota vs. L.A. Chargers
5	10/19	vs. Washington	**Total Punts**	1	12/21	vs. L.A. Chargers
56	12/14	vs. Minnesota	**Punt Net Average Yards**	27	11/3	vs. Arizona
4	10/5	at N.Y. Jets	**Punt Returns**	0	9/4 12/14 12/21	at Philadelphia vs. Minnesota vs. L.A. Chargers
41	10/5	at N.Y. Jets	**Punt Return Yards**	0	9/4 10/12 12/14 12/21	at Philadelphia at Carolina vs. Minnesota vs. L.A. Chargers
8	10/19	vs. Washington	**Kickoff Returns**	2	9/4 9/21 10/12	at Philadelphia at Chicago at Carolina
261	12/4	at Detroit	**Kickoff Return Yards**	32	9/4	at Philadelphia
14	9/14	vs. N.Y. Giants	**Total Penalties**	2	11/3	vs. Arizona
160	9/14	vs. N.Y. Giants	**Penalty Yards**	10	11/3	vs. Arizona
2	10/12	at Carolina	**Total Fumbles**	0	9/4 9/21 10/26 11/17	at Philadelphia at Chicago at Denver at Las Vegas ...2 more at 0.
2	11/23	vs. Philadelphia	**Fumbles Lost**	0	9/4 9/14 9/21 10/12	at Philadelphia vs. N.Y. Giants at Chicago at Carolina ...7 more at 0.
35:33	9/28	vs. Green Bay	**Time of Possession**	26:24	11/17	at Las Vegas
2	10/19	vs. Washington	**Turnovers**	0	9/4 9/21 11/3 11/27	at Philadelphia at Chicago vs. Arizona vs. Kansas City ...2 more at 0.
93,739	11/27	vs. Kansas City	**Attendance**	58,389	9/21	at Chicago

INDIVIDUAL SINGLE-GAME HIGHS

2025 REGULAR SEASON COWBOYS INDIVIDUAL SINGLE-GAME HIGHS

Touchdowns	2	Javonte Williams	at Broncos	10/26
		Jake Ferguson	vs. Commanders	10/19
		Jake Ferguson	at Jets	10/5
		Javonte Williams	at Jets	10/5
		George Pickens	vs. Packers	9/28
Passes Attempted	52	Dak Prescott	vs. Giants	9/14
Passes Completed	38	Dak Prescott	vs. Giants	9/14
Completion Percentage	77.5	Dak Prescott	vs. Packers	9/28
		Dak Prescott	at Bears	9/21
Passing Yards	376	Dak Prescott	at Lions	12/4
Yards Per Attempt	9.8	Dak Prescott	vs. Eagles	11/23
Touchdown Passes	4	Dak Prescott	at Raiders	11/17
		Dak Prescott	at Jets	10/5
Passer Rating	156.2	Joe Milton	at Broncos	10/26
Pass Receptions	13	Jake Ferguson	at Bears	9/21
Receiving Yards	168	George Pickens	at Panthers	10/12
Touchdown Receptions	2	Jake Ferguson	vs. Commanders	10/19
		Jake Ferguson	at Jets	10/5
		George Pickens	vs. Packers	9/28
Rushing Yards	135	Javonte Williams	at Jets	10/5
Rushing Attempts	22	Javonte Williams	at Raiders	11/17
Rushing Average	8.4	Javonte Williams	at Jets	10/5
Rushing Touchdowns	2	Javonte Williams	at Broncos	10/26
		Javonte Williams	at Eagles	9/4
Yards From Scrimmage	168	George Pickens	at Panthers	10/12
Combined Net Yards	209	KaVontae Turpin	vs. Packers	9/28
Interceptions Made	1	Quinnen Williams	vs. Vikings	12/14
		Markquese Bell	at Raiders	11/17
		Trikweze Bridges	at Broncos	10/26
		DaRon Bland	vs. Commanders	10/19
		Donovan Wilson	at Panthers	10/12
Interceptions Thrown	2	Dak Prescott	at Lions	12/4
		Dak Prescott	at Broncos	10/26
		Dak Prescott	at Bears	9/21
INT Return Yards	68	DaRon Bland	vs. Commanders	10/19
Tackles	17	Shemar James	at Jets	10/5
Sacks	2.0	Jadeveon Clowney	vs. Chiefs	11/27
Punts	5	Bryan Anger	at Broncos	10/26
		Bryan Anger	at Jets	10/5
Punts Inside the 20	3	Bryan Anger	at Broncos	10/26
Punting Average	62.0	Bryan Anger	at Lions	12/4
		Bryan Anger	vs. Chiefs	11/27
Punt Returns	2	KaVontae Turpin	vs. Eagles	11/23
		KaVontae Turpin	vs. Commanders	10/19
		Jalen Cropper	at Panthers	10/12
		KaVontae Turpin	at Bears	9/21
Punt Return Yards	28	KaVontae Turpin	at Bears	9/21
Kickoff Returns	7	KaVontae Turpin	at Lions	12/4
Kickoff Return Yards	176	KaVontae Turpin	at Lions	12/4
Field Goals Attempted	6	Brandon Aubrey	vs. Vikings	12/14
Field Goals Made	5	Brandon Aubrey	at Lions	12/4

2025 REGULAR SEASON DALLAS COWBOYS LONGEST PLAYS

Run From Scrimmage	66	Javonte Williams	at Jets	10/5
Touchdown Run	43	Malik Davis	vs. Chiefs	11/27
Passing Long	74	Dak Prescott	vs. Commanders	10/19
Touchdown Pass Long	74	Dak Prescott	vs. Commanders	10/19
Pass Reception	74	CeeDee Lamb	vs. Commanders	10/19
Touchdown Reception	74	CeeDee Lamb	vs. Commanders	10/19
Interception Return	68	DaRon Bland	vs. Commanders	10/19
Longest INT Return for TD	68	DaRon Bland	vs. Commanders	10/19
Punt Return	19	KaVontae Turpin	at Bears	9/21
Kickoff Return	45	KaVontae Turpin	vs. Packers	9/28
Punt	62	Bryan Anger	at Lions	12/4
		Bryan Anger	vs. Chiefs	11/27
		Bryan Anger	vs. Eagles	11/23
Field Goal	64	Brandon Aubrey	vs. Giants	9/14
Field Goal Attempt	68	Brandon Aubrey	vs. Cardinals	11/3

OPPONENTS INDIVIDUAL SINGLE-GAME HIGHS

2025 REGULAR SEASON OPPONENTS INDIVIDUAL SINGLE-GAME HIGHS

Touchdowns	3	Jahmyr Gibbs	at Lions	12/4
		RJ Harvey	at Broncos	10/26
		Romeo Doubs	vs. Packers	9/28
Passes Attempted	46	Justin Fields	at Jets	10/5
Passes Completed	32	Justin Fields	at Jets	10/5
Completion Percentage	82.6	Jalen Hurts	at Eagles	9/4
Passing Yards	450	Russell Wilson	vs. Giants	9/14
Yards Per Attempt	11.0	Russell Wilson	vs. Giants	9/14
Touchdown Passes	4	Patrick Mahomes	vs. Chiefs	11/27
		Bo Nix	at Broncos	10/26
		Caleb Williams	at Bears	9/21
Passer Rating	142.6	Caleb Williams	at Bears	9/21
Pass Receptions	9	Mason Taylor	at Jets	10/5
		Malik Nabers	vs. Giants	9/14
Receiving Yards	167	Malik Nabers	vs. Giants	9/14
Touchdown Receptions	3	Romeo Doubs	vs. Packers	9/28
Rushing Yards	183	Rico Dowdle	at Panthers	10/12
Rushing Attempts	30	Rico Dowdle	at Panthers	10/12
Rushing Average	8.1	Breece Hall	at Jets	10/5
Rushing Touchdowns	3	Jahmyr Gibbs	at Lions	12/4
Yards From Scrimmage	239	Rico Dowdle	at Panthers	10/12
Combined Net Yards	239	Rico Dowdle	at Panthers	10/12
Interceptions Made	2	Tremaine Edmunds	at Bears	9/21
Interceptions Thrown	1	J.J. McCarthy	vs. Vikings	12/14
		Geno Smith	at Raiders	11/17
		Bo Nix	at Broncos	10/26
		Marcus Mariota	vs. Commanders	10/19
		Bryce Young	at Panthers	10/12
INT Return Yards	36	Dondrea Tillman	at Broncos	10/26
Tackles	15	Tremaine Edmunds	at Bears	9/21
Sacks	3.0	Al-Quadin Muhammad	at Lions	12/4
Punts	5	Matt Araiza	vs. Chiefs	11/27
		Braden Mann	vs. Eagles	11/23
		Tress Way	vs. Commanders	10/19
Punts Inside the 20	4	Matt Araiza	vs. Chiefs	11/27
Punting Average	57.2	Tress Way	vs. Commanders	10/19
Punt Returns	4	Avery Williams	at Jets	10/5
Punt Return Yards	41	Avery Williams	at Jets	10/5
Kickoff Returns	8	Luke McCaffrey	vs. Commanders	10/19
Kickoff Return Yards	209	Luke McCaffrey	vs. Commanders	10/19
Field Goals Attempted	4	Jake Bates	at Lions	12/4
Field Goals Made	3	Jake Bates	at Lions	12/4
		Daniel Carlson	at Raiders	11/17
		Ryan Fitzgerald	at Panthers	10/12
		Graham Gano	vs. Giants	9/14

2025 REGULAR SEASON OPPONENTS LONGEST PLAYS

Run From Scrimmage	40	RJ Harvey	at Broncos	10/26
Touchdown Run	40	RJ Harvey	at Broncos	10/26
Passing Long	65	Caleb Williams	at Bears	9/21
Touchdown Pass Long	65	Caleb Williams	at Bears	9/21
Pass Reception	65	Luther Burden III	at Bears	9/21
Touchdown Reception	65	Luther Burden III	at Bears	9/21
Interception Return	36	Dondrea Tillman	at Broncos	10/26
Longest Opponent's Fumble Return	11	Tuli Tuipulotu	vs. Chargers	12/21
Kickoff Return	46	Marvin Mims Jr.	at Broncos	10/26
Punt	65	Ryan Wright	vs. Vikings	12/14
Field Goal	58	Jake Elliott	at Eagles	9/4
Field Goal Attempt	58	Jake Elliott	at Eagles	9/4

BIG YARDAGE GAMES

COWBOYS

100-YARD PASS RECEIVERS

DATE	OPPONENT	PLAYER	REC.	YDS.	AVG.	LG	TD
9/4	at Philadelphia	C. Lamb	7	110	15.7	32	0
9/14	vs. N.Y. Giants	C. Lamb	9	112	12.4	33	0
9/28	vs. Green Bay	G. Pickens	8	134	16.8	28t	2
10/5	at N.Y. Jets	R. Flournoy	6	114	19.0	46	0
10/12	at Carolina	G. Pickens	9	168	18.7	45	1
10/19	vs. Washington	C. Lamb	5	110	22.0	74t	1
11/17	at Las Vegas	G. Pickens	9	144	16.0	37t	1
11/23	vs. Philadelphia	G. Pickens	9	146	16.2	43	1
11/27	vs. Kansas City	C. Lamb	7	112	16.0	51	1
12/4	at Detroit	R. Flournoy	9	115	12.8	42t	1
12/4	at Detroit	C. Lamb	6	121	20.2	37	0
12/14	vs. Minnesota	C. Lamb	6	111	18.5	30	0
12/21	vs. L.A. Chargers	G. Pickens	7	130	18.6	38t	1

100-YARD RUSHERS

DATE	OPPONENT	PLAYER	ATT.	YDS.	AVG.	LG	TD
10/5	at N.Y. Jets	J. Williams	16	135	8.4	66	1
10/19	vs. Washington	J. Williams	19	116	6.1	33	1

300-YARD PASSERS

DATE	OPPONENT	PLAYER	ATT.	YDS.	COMP.	LG	TD
9/14	vs. N.Y. Giants	D. Prescott	52	361	38	33	2
9/28	vs. Green Bay	D. Prescott	40	319	31	34	3
11/23	vs. Philadelphia	D. Prescott	36	354	23	48	2
11/27	vs. Kansas City	D. Prescott	39	320	27	51	2
12/4	at Detroit	D. Prescott	47	376	31	42t	1

2025 OPPONENTS BIG YARDAGE GAMES

100-YARD PASS RECEIVERS

DATE	OPPONENT	PLAYER	REC.	YDS.	AVG.	LG	TD
9/14	vs. N.Y. Giants	M. Nabers	9	167	18.6	48t	2
9/14	vs. N.Y. Giants	W. Robinson	8	142	17.8	50	1
9/21	at Chicago	L. Burden III	3	101	33.7	65t	1
11/23	vs. Philadelphia	A. Brown	8	110	13.8	22	1
12/21	vs. L.A. Chargers	Q. Johnston	4	104	26.0	50	1

100-YARD RUSHERS

DATE	OPPONENT	PLAYER	ATT.	YDS.	AVG.	LG	TD
10/5	at N.Y. Jets	B. Hall	14	113	8.1	22	0
10/12	at Carolina	R. Dowdle	30	183	6.1	15	0
10/26	at Denver	J. Dobbins	15	111	7.4	25	0

300-YARD PASSERS

DATE	OPPONENT	PLAYER	ATT.	YDS.	COMP.	LG	TD
9/14	vs. N.Y. Giants	R. Wilson	41	450	30	52	3
9/28	vs. Green Bay	J. Love	43	337	31	46	3
12/4	at Detroit	J. Goff	34	309	25	37	1
12/21	vs. L.A. Chargers	J. Herbert	29	300	23	50	2

100.0+ PASSER RATING

COWBOYS															
PASSING GAMES															
DATE	OPPONENT	PLAYER	ATT	CMP	YDS	CMP%	YDS/ATT	YDS/CMP	TD	TD%	INT	INT%	LONG	SACK/LOST	RATING
9/28	vs. Green Bay	D. Prescott	40	31	319	77.5	8.0	10.3	3	7.5	0	0.0	34	1/0	124.9
10/5	at N.Y. Jets	D. Prescott	29	18	237	62.1	8.2	13.2	4	13.8	0	0.0	46	1/1	127.4
10/12	at Carolina	D. Prescott	34	25	261	73.5	7.7	10.4	3	8.8	0	0.0	45	0/0	124.8
10/19	vs. Washington	D. Prescott	30	21	264	70.0	8.8	12.6	3	10.0	0	0.0	74t	1/7	130.4
11/17	at Las Vegas	D. Prescott	33	25	268	75.8	8.1	10.7	4	12.1	0	0.0	37t	1/1	138.6
11/23	vs. Philadelphia	D. Prescott	36	23	354	63.9	9.8	15.4	2	5.6	1	2.8	48	1/6	103.2
11/27	vs. Kansas City	D. Prescott	39	27	320	69.2	8.2	11.9	2	5.1	1	2.6	51	0/0	100.4
12/21	vs. L.A. Chargers	D. Prescott	30	21	244	70.0	8.1	11.6	2	6.7	0	0.0	38t	1/6	116.5

2025 OPPONENTS 100.0+ PASSER RATING															
PASSING GAMES															
DATE	OPPONENT	PLAYER	ATT	CMP	YDS	CMP%	YDS/ATT	YDS/CMP	TD	TD%	INT	INT%	LONG	SACK/LOST	RATING
9/14	vs. N.Y. Giants	R. Wilson	41	30	450	73.2	11.0	15.0	3	7.3	1	2.4	52	3/28	123.0
9/21	at Chicago	C. Williams	28	19	298	67.9	10.6	15.7	4	14.3	0	0.0	65t	0/0	142.6
9/28	vs. Green Bay	J. Love	43	31	337	72.1	7.8	10.9	3	7.0	0	0.0	46	1/12	118.1
10/5	at N.Y. Jets	J. Fields	46	32	283	69.6	6.2	8.8	2	4.3	0	0.0	25	5/49	100.2
10/12	at Carolina	B. Young	25	17	199	68.0	8.0	11.7	3	12.0	1	4.0	36t	1/5	114.8
10/26	at Denver	B. Nix	29	19	247	65.5	8.5	13.0	4	13.8	1	3.4	39	0/0	117.4
11/3	vs. Arizona	J. Brissett	31	21	261	67.7	8.4	12.4	2	6.5	0	0.0	50	5/40	115.1
11/27	vs. Kansas City	P. Mahomes	34	23	261	67.6	7.7	11.3	4	11.8	0	0.0	42	3/18	129.7
12/4	at Detroit	J. Goff	34	25	309	73.5	9.1	12.4	1	2.9	0	0.0	37	1/10	111.0
12/14	vs. Minnesota	J. McCarthy	24	15	250	62.5	10.4	16.7	2	8.3	1	4.2	58	0/0	108.0
12/21	vs. L.A. Chargers	J. Herbert	29	23	300	79.3	10.3	13.0	2	6.9	0	0.0	50	0/0	132.8

*Need minimum of 20 attempts to qualify

GAME SUMMARIES

20

WEEK 1

Dallas Cowboys 20, Philadelphia Eagles 24

69,879 ★ Lincoln Financial Field ★ Sep 4, 2025

24

Dallas Cowboys	**7**	**13**	**0**	**0**	**— 20**
Philadelphia Eagles	**7**	**14**	**3**	**0**	**— 24**

SCORING DRIVES

TEAM	QTR	TIME	SCORING PLAY	DAL	PHI
Cowboys	1	11:49	J.Williams 1 yd. run (B.Aubrey kick) (6-53, 3:11)	7	0
Eagles	1	5:55	J.Hurts 4 yd. run (J.Elliott kick) (10-70, 5:54)	7	7
Cowboys	2	14:56	J.Williams 1 yd. run (B.Aubrey kick) (9-88, 5:59)	14	7
Eagles	2	6:46	J.Hurts 8 yd. run (J.Elliott kick) (12-65, 8:10)	14	14
Cowboys	2	2:34	B.Aubrey 41 yd. Field Goal (10-46, 4:12)	17	14
Eagles	2	:51	S.Barkley 10 yd. run (J.Elliott kick) (8-81, 1:43)	17	21
Cowboys	2	:00	B.Aubrey 53 yd. Field Goal (7-53, 0:51)	20	21
Eagles	3	8:30	J.Elliott 58 yd. Field Goal (10-32, 6:30)	20	24

Team Statistics	Cowboys	Eagles
First Downs	22	20
3rd-Down Eff. (Made/Att/Pct)	7/11/64%	8/13/62%
4th-Down Eff. (Made/Att/Pct)	0/1/0%	0/0/0%
Total Net Yards	307	302
Total Plays	56	62
Yards Per Play	5.5	4.9
Rushes/Net Yards	22/119	38/158
Net Passing	188	144
Pass Attempts/Completions	34/21	23/19
Had Intercepted	0	0
Sacked/Yards Lost	0/0	1/8
Punts/Average	2/43.5	3/48.7
Penalties/Yards	4/42	9/110
Fumbles/Lost	1/1	0/0
Possession Time	25:08	34:52

DALLAS COWBOYS

PASSING	ATT	COM	YDS	SK/YD	TD	LG	INT	RTG
Dak Prescott	34	21	188	0/0	0	32	0	76.6
TOTAL	**34**	**21**	**188**	**0/0**	**0**	**32**	**0**	**76.6**

RUSHING	ATT	YDS	AVG	LG	TD
Javonte Williams	15	54	3.6	11	2
Miles Sanders	4	53	13.3	49	0
KaVontae Turpin	2	9	4.5	5	0
Dak Prescott	1	3	3.0	3	0
TOTAL	**22**	**119**	**5.4**	**49**	**2**

RECEIVING	NO	YDS	AVG	LG	TD
CeeDee Lamb	7	110	15.7	32	0
Jake Ferguson	5	23	4.6	5	0
George Pickens	3	30	10.0	15	0
KaVontae Turpin	2	18	9.0	16	0
Javonte Williams	2	10	5.0	7	0
Jalen Tolbert	1	0	0.0	0	0
Miles Sanders	1	-3	-3.0	-3	0
TOTAL	**21**	**188**	**9.0**	**32**	**0**

PHILADELPHIA EAGLES

PASSING	ATT	COM	YDS	SK/YD	TD	LG	INT	RTG
Jalen Hurts	23	19	152	1/8	0	51	0	94.2
TOTAL	**23**	**19**	**152**	**1/8**	**0**	**51**	**0**	**94.2**

RUSHING	ATT	YDS	AVG	LG	TD
Jalen Hurts	14	62	4.4	15	2
Saquon Barkley	18	60	3.3	16	1
Will Shipley	3	26	8.7	20	0
A.J. Dillon	3	10	3.3	9	0
TOTAL	**38**	**158**	**4.2**	**20**	**3**

RECEIVING	NO	YDS	AVG	LG	TD
Dallas Goedert	7	44	6.3	9	0
Saquon Barkley	4	24	6.0	8	0
Jahan Dotson	3	59	19.7	51	0
DeVonta Smith	3	16	5.3	7	0
A.J. Brown	1	8	8.0	8	0
Kylen Granson	1	1	1.0	1	0
TOTAL	**19**	**152**	**8.0**	**51**	**0**

GAME SUMMARIES

37

WEEK 2

New York Giants 37, Dallas Cowboys 40 (OT)

92,781 ★ AT&T Stadium ★ Sep 14, 2025

40

New York Giants	**6**	**7**	**3**	**21**	**0**	**—**	**37**
Dallas Cowboys	**0**	**10**	**7**	**20**	**3**	**—**	**40**

SCORING DRIVES

TEAM	QTR	TIME	SCORING PLAY	NYG	DAL
Giants	1	6:11	G.Gano 38 yd. Field Goal (16-60, 8:49)	3	0
Giants	1	1:05	G.Gano 33 yd. Field Goal (8-55, 3:42)	6	0
Cowboys	2	8:25	B.Aubrey 51 yd. Field Goal (8-42, 3:49)	6	3
Giants	2	5:37	M.Nabers 29 yd. pass from R.Wilson (G.Gano kick) (5-70, 2:48)	13	3
Cowboys	2	2:11	K.Turpin 10 yd. pass from D.Prescott (B.Aubrey kick) (8-64, 3:26)	13	10
Cowboys	3	7:20	J.Williams 30 yd. run (B.Aubrey kick) (6-90, 3:00)	13	17
Giants	3	5:38	G.Gano 33 yd. Field Goal (5-52, 1:42)	16	17
Cowboys	4	14:13	B.Aubrey 44 yd. Field Goal (11-56, 6:25)	16	20
Giants	4	12:07	C.Skattebo 1 yd. run (G.Gano kick) (4-60, 2:06)	23	20
Cowboys	4	6:14	M.Sanders 4 yd. run (B.Aubrey kick) (10-85, 5:53)	23	27
Giants	4	2:44	W.Robinson 32 yd. pass from R.Wilson (G.Gano kick) (7-63, 3:30)	30	27
Cowboys	4	:52	G.Pickens 6 yd. pass from D.Prescott (B.Aubrey kick) (11-71, 1:52)	30	34
Giants	4	:25	M.Nabers 48 yd. pass from R.Wilson (G.Gano kick) (3-63, 0:27)	37	34
Cowboys	4	:00	B.Aubrey 64 yd. Field Goal (4-21, 0:25)	37	37
Cowboys	OT	:00	B.Aubrey 46 yd. Field Goal (4-42, 2:00)	37	40

Team Statistics	Giants	Cowboys
First Downs	22	32
3rd-Down Eff. (Made/Att/Pct)	6/14/43%	6/14/43%
4th-Down Eff. (Made/Att/Pct)	1/2/50%	1/1/100%
Total Net Yards	506	478
Total Plays	65	83
Yards Per Play	7.8	5.8
Rushes/Net Yards	21/84	28/135
Net Passing	422	343
Pass Attempts/Completions	41/30	52/38
Had Intercepted	1	1
Sacked/Yards Lost	3/28	3/18
Punts/Average	3/45.0	4/47.8
Penalties/Yards	14/160	12/106
Fumbles/Lost	1/0	1/0
Possession Time	32:39	37:21

NEW YORK GIANTS

PASSING	ATT	COM	YDS	SK/YD	TD	LG	INT	RTG
Russell Wilson	41	30	450	3/28	3	52	1	123.0
TOTAL	**41**	**30**	**450**	**3/28**	**3**	**52**	**1**	**123.0**

RUSHING	ATT	YDS	AVG	LG	TD
Cam Skattebo	11	45	4.1	24	1
Russell Wilson	3	23	7.7	15	0
Tyrone Tracy Jr.	5	15	3.0	9	0
Devin Singletary	1	4	4.0	4	0
Jaxson Dart	1	-3	-3.0	-3	0
TOTAL	**21**	**84**	**4.0**	**24**	**1**

RECEIVING	NO	YDS	AVG	LG	TD
Malik Nabers	9	167	18.6	48t	2
Wan'Dale Robinson	8	142	17.8	50	1
Tyrone Tracy Jr.	4	36	9.0	14	0
Theo Johnson	4	34	8.5	14	0
Darius Slayton	2	61	30.5	52	0
Cam Skattebo	2	14	7.0	9	0
Devin Singletary	1	-4	-4.0	-4	0
TOTAL	**30**	**450**	**15.0**	**52**	**3**

DALLAS COWBOYS

PASSING	ATT	COM	YDS	SK/YD	TD	LG	INT	RTG
Dak Prescott	52	38	361	3/18	2	33	1	96.7
TOTAL	**52**	**38**	**361**	**3/18**	**2**	**33**	**1**	**96.7**

RUSHING	ATT	YDS	AVG	LG	TD
Javonte Williams	18	97	5.4	30t	1
Dak Prescott	3	17	5.7	14	0
Miles Sanders	5	15	3.0	6	1
KaVontae Turpin	2	6	3.0	7	0
TOTAL	**28**	**135**	**4.8**	**30T**	**2**

RECEIVING	NO	YDS	AVG	LG	TD
CeeDee Lamb	9	112	12.4	33	0
Jake Ferguson	9	78	8.7	19	0
Javonte Williams	6	33	5.5	11	0
George Pickens	5	68	13.6	27	1
KaVontae Turpin	4	47	11.8	16	1
Jalen Tolbert	2	16	8.0	11	0
Miles Sanders	2	4	2.0	3	0
Brevyn Spann-Ford	1	3	3.0	3	0
TOTAL	**38**	**361**	**9.5**	**33**	**2**

GAME SUMMARIES

14

WEEK 3

Dallas Cowboys 14, Chicago Bears 31

58,389 ★ Soldier Field ★ Sep 21, 2025

31

Dallas Cowboys	**3**	**11**	**0**	**0**	**— 14**
Chicago Bears	**14**	**10**	**7**	**0**	**— 31**

SCORING DRIVES

TEAM	QTR	TIME	SCORING PLAY	DAL	CHI
Bears	1	10:35	R.Odunze 35 yd. pass from C.Williams (C.Santos kick) (5-76, 1:56)	0	7
Cowboys	1	4:21	B.Aubrey 53 yd. Field Goal (11-46, 6:14)	3	7
Bears	1	4:10	L.Burden 65 yd. pass from C.Williams (C.Santos kick) (1-65, 0:11)	3	14
Cowboys	2	13:49	B.Aubrey 33 yd. Field Goal (10-50, 5:21)	6	14
Cowboys	2	7:57	G.Pickens 2 yd. pass from D.Prescott (D.Prescott-J.Tolbert pass) (7-57, 4:12)	14	14
Bears	2	4:15	C.Santos 30 yd. Field Goal (8-54, 3:42)	14	17
Bears	2	:25	C.Kmet 10 yd. pass from C.Williams (C.Santos kick) (7-71, 2:00)	14	24
Bears	3	:09	D.Moore 4 yd. pass from C.Williams (C.Santos kick) (19-76, 9:54)	14	31

Team Statistics	Cowboys	Bears
First Downs	23	19
3rd-Down Eff. (Made/Att/Pct)	3/11/27%	8/14/57%
4th-Down Eff. (Made/Att/Pct)	2/3/67%	1/1/100%
Total Net Yards	396	385
Total Plays	67	57
Yards Per Play	5.9	6.8
Rushes/Net Yards	20/121	29/87
Net Passing	275	298
Pass Attempts/Completions	45/34	28/19
Had Intercepted	3	0
Sacked/Yards Lost	2/17	0/0
Punts/Average	2/51.0	4/44.0
Penalties/Yards	4/25	6/41
Fumbles/Lost	1/1	0/0
Possession Time	32:58	27:02

DALLAS COWBOYS

PASSING	ATT	COM	YDS	SK/YD	TD	LG	INT	RTG
Dak Prescott	40	31	251	2/17	1	37	2	80.3
Joe Milton	5	3	41	0/0	0	24	1	46.7
TOTAL	**45**	**34**	**292**	**2/17**	**1**	**37**	**3**	**71.7**

RUSHING	ATT	YDS	AVG	LG	TD
Javonte Williams	10	76	7.6	22	0
Miles Sanders	9	41	4.6	8	0
KaVontae Turpin	1	4	4.0	4	0
TOTAL	**20**	**121**	**6.1**	**22**	**0**

RECEIVING	NO	YDS	AVG	LG	TD
Jake Ferguson	13	82	6.3	12	0
George Pickens	5	68	13.6	24	1
Javonte Williams	5	16	3.2	6	0
Jalen Tolbert	3	24	8.0	12	0
Miles Sanders	3	12	4.0	6	0
KaVontae Turpin	2	64	32.0	37	0
Ryan Flournoy	2	21	10.5	11	0
Luke Schoonmaker	1	5	5.0	5	0
TOTAL	**34**	**292**	**8.6**	**37**	**1**

CHICAGO BEARS

PASSING	ATT	COM	YDS	SK/YD	TD	LG	INT	RTG
Caleb Williams	28	19	298	0/0	4	65t	0	142.6
TOTAL	**28**	**19**	**298**	**0/0**	**4**	**65T**	**0**	**142.6**

RUSHING	ATT	YDS	AVG	LG	TD
D'Andre Swift	13	33	2.5	11	0
Kyle Monangai	6	16	2.7	8	0
Caleb Williams	5	12	2.4	7	0
Olamide Zaccheaus	1	12	12.0	12	0
DJ Moore	3	7	2.3	5	0
Luther Burden III	1	7	7.0	7	0
TOTAL	**29**	**87**	**3.0**	**12**	**0**

RECEIVING	NO	YDS	AVG	LG	TD
DJ Moore	4	21	5.3	12	1
Luther Burden III	3	101	33.7	65t	1
Rome Odunze	3	62	20.7	35t	1
D'Andre Swift	3	45	15.0	41	0
Olamide Zaccheaus	3	24	8.0	11	0
Colston Loveland	1	31	31.0	31	0
Cole Kmet	1	10	10.0	10t	1
Kyle Monangai	1	4	4.0	4	0
TOTAL	**19**	**298**	**15.7**	**65T**	**4**

GAME SUMMARIES

40

WEEK 4

Green Bay Packers 40, Dallas Cowboys 40 (OT)

93,353 ★ AT&T Stadium ★ Sep 28, 2025

40

Green Bay Packers	**7**	**6**	**7**	**17**	**3**	**—**	**40**
Dallas Cowboys	**0**	**16**	**7**	**14**	**3**	**—**	**40**

SCORING DRIVES

TEAM	QTR	TIME	SCORING PLAY	GB	DAL
Packers	1	10:02	R.Doubs 2 yd. pass from J.Love (B.McManus kick) (8-69, 4:58)	7	0
Packers	2	10:37	R.Doubs 1 yd. pass from J.Love (9-68, 5:41)	13	0
Cowboys	2	:41	D.Prescott 2 yd. run (B.Aubrey kick) (11-95, 5:09)	13	7
Cowboys	2	:09	G.Pickens 15 yd. pass from D.Prescott (B.Aubrey kick) (1-15, 0:04)	13	14
Packers	3	7:08	J.Jacobs 1 yd. run (B.McManus kick) (9-76, 5:25)	20	14
Cowboys	3	:34	J.Ferguson 8 yd. pass from D.Prescott (B.Aubrey kick) (12-80, 6:34)	20	21
Packers	4	11:39	J.Jacobs 18 yd. run (B.McManus kick) (8-70, 3:55)	27	21
Cowboys	4	4:50	J.Williams 1 yd. run (B.Aubrey kick) (14-77, 6:49)	27	28
Packers	4	1:45	R.Doubs 15 yd. pass from J.Love (B.McManus kick) (10-80, 3:05)	34	28
Cowboys	4	:43	G.Pickens 28 yd. pass from D.Prescott (B.Aubrey kick) (4-54, 1:02)	34	35
Packers	4	:00	B.McManus 53 yd. Field Goal (7-39, 0:43)	37	35
Cowboys	OT	4:40	B.Aubrey 22 yd. Field Goal (10-76, 5:20)	37	38
Packers	OT	:00	B.McManus 34 yd. Field Goal (13-64, 4:40)	40	38

Team Statistics	Packers	Cowboys
First Downs	32	26
3rd-Down Eff. (Made/Att/Pct)	10/14/71%	4/11/36%
4th-Down Eff. (Made/Att/Pct)	1/1/100%	1/1/100%
Total Net Yards	489	436
Total Plays	79	67
Yards Per Play	6.2	6.5
Rushes/Net Yards	35/164	26/117
Net Passing	325	319
Pass Attempts/Completions	43/31	40/31
Had Intercepted	0	0
Sacked/Yards Lost	1/12	1/0
Punts/Average	2/41.5	4/47.5
Penalties/Yards	7/53	11/95
Fumbles/Lost	1/1	0/0
Possession Time	35:33	34:27

GREEN BAY PACKERS

PASSING	ATT	COM	YDS	SK/YD	TD	LG	INT	RTG
Jordan Love	43	31	337	1/12	3	46	0	118.1
TOTAL	**43**	**31**	**337**	**1/12**	**3**	**46**	**0**	**118.1**

RUSHING	ATT	YDS	AVG	LG	TD
Josh Jacobs	22	86	3.9	19	2
Emanuel Wilson	8	44	5.5	13	0
Jordan Love	3	28	9.3	25	0
Matthew Golden	1	5	5.0	5	0
Savion Williams	1	1	1.0	1	0
TOTAL	**35**	**164**	**4.7**	**25**	**2**

RECEIVING	NO	YDS	AVG	LG	TD
Romeo Doubs	6	58	9.7	18	3
Matthew Golden	5	58	11.6	46	0
Tucker Kraft	5	56	11.2	16	0
Josh Jacobs	4	71	17.8	28	0
Emanuel Wilson	3	37	12.3	25	0
Savion Williams	3	22	7.3	16	0
Dontayvion Wicks	2	19	9.5	15	0
Malik Heath	1	9	9.0	9	0
Luke Musgrave	1	6	6.0	6	0
Chris Brooks	1	1	1.0	1	0
TOTAL	**31**	**337**	**10.9**	**46**	**3**

DALLAS COWBOYS

PASSING	ATT	COM	YDS	SK/YD	TD	LG	INT	RTG
Dak Prescott	40	31	319	1/0	3	34	0	124.9
TOTAL	**40**	**31**	**319**	**1/0**	**3**	**34**	**0**	**124.9**

RUSHING	ATT	YDS	AVG	LG	TD
Javonte Williams	20	85	4.3	13	1
Ryan Flournoy	1	12	12.0	12	0
Miles Sanders	2	8	4.0	5	0
Hunter Luepke	1	6	6.0	6	0
KaVontae Turpin	1	4	4.0	4	0
Dak Prescott	1	2	2.0	2t	1
TOTAL	**26**	**117**	**4.5**	**13**	**2**

RECEIVING	NO	YDS	AVG	LG	TD
George Pickens	8	134	16.8	28t	2
Jake Ferguson	7	40	5.7	11	1
Jalen Tolbert	4	61	15.3	34	0
KaVontae Turpin	3	30	10.0	15	0
Javonte Williams	3	15	5.0	9	0
Miles Sanders	2	17	8.5	9	0
Ryan Flournoy	2	14	7.0	11	0
Luke Schoonmaker	2	8	4.0	5	0
TOTAL	**31**	**319**	**10.3**	**34**	**3**

GAME SUMMARIES

37

WEEK 5

Dallas Cowboys 37, New York Jets 22

81,738 ★ MetLife Stadium ★ Oct 5, 2025

22

Dallas Cowboys	**3**	**20**	**7**	**7**	**—**	**37**
New York Jets	**3**	**0**	**3**	**16**	**—**	**22**

SCORING DRIVES

TEAM	QTR	TIME	SCORING PLAY	DAL	NYJ
Jets	1	7:43	N.Folk 25 yd. Field Goal (13-66, 7:17)	0	3
Cowboys	1	4:57	B.Aubrey 35 yd. Field Goal (7-49, 2:46)	3	3
Cowboys	2	11:40	J.Ferguson 26 yd. pass from D.Prescott (B.Aubrey kick) (13-90, 6:10)	9	3
Cowboys	2	:57	J.Williams 5 yd. run (B.Aubrey kick) (7-91, 1:21)	17	3
Cowboys	2	:15	J.Ferguson 1 yd. pass from D.Prescott (kick failed, hru) (2-67, 0:14)	23	3
Cowboys	3	4:33	G.Pickens 43 yd. pass from D.Prescott (B.Aubrey kick) (2-53, 0:43)	30	3
Jets	3	:57	N.Folk 48 yd. Field Goal (6-44, 3:36)	30	6
Jets	4	7:56	A.Beck 1 yd. pass from J.Fields (J.Fields-M.Taylor pass) (10-78, 4:13)	30	14
Cowboys	4	4:31	J.Williams 4 yd. pass from D.Prescott (B.Aubrey kick) (8-46, 3:25)	37	14
Jets	4	1:42	G.Wilson 9 yd. pass from J.Fields (J.Fields-J.Reynolds pass) (11-70, 2:49)	37	22

Team Statistics	Cowboys	Jets
First Downs	22	25
3rd-Down Eff. (Made/Att/Pct)	6/13/46%	7/16/44%
4th-Down Eff. (Made/Att/Pct)	0/0/0%	1/3/33%
Total Net Yards	416	378
Total Plays	59	73
Yards Per Play	7.1	5.2
Rushes/Net Yards	29/180	22/144
Net Passing	236	234
Pass Attempts/Completions	29/18	46/32
Had Intercepted	0	0
Sacked/Yards Lost	1/1	5/49
Punts/Average	5/45.6	4/44.0
Penalties/Yards	11/91	10/61
Fumbles/Lost	0/0	1/1
Possession Time	25:24	34:36

DALLAS COWBOYS

PASSING	ATT	COM	YDS	SK/YD	TD	LG	INT	RTG
Dak Prescott	29	18	237	1/1	4	46	0	127.4
TOTAL	**29**	**18**	**237**	**1/1**	**4**	**46**	**0**	**127.4**

RUSHING	ATT	YDS	AVG	LG	TD
Javonte Williams	16	135	8.4	66	1
Dak Prescott	7	28	4.0	14	0
Ryan Flournoy	2	10	5.0	10	0
Jaydon Blue	4	7	1.8	6	0
TOTAL	**29**	**180**	**6.2**	**66**	**1**

RECEIVING	NO	YDS	AVG	LG	TD
Jake Ferguson	7	49	7.0	26t	2
Ryan Flournoy	6	114	19.0	46	0
George Pickens	2	57	28.5	43t	1
Hunter Luepke	1	10	10.0	10	0
Javonte Williams	1	4	4.0	4t	1
Luke Schoonmaker	1	3	3.0	3	0
TOTAL	**18**	**237**	**13.2**	**46**	**4**

NEW YORK JETS

PASSING	ATT	COM	YDS	SK/YD	TD	LG	INT	RTG
Justin Fields	46	32	283	5/49	2	25	0	100.2
TOTAL	**46**	**32**	**283**	**5/49**	**2**	**25**	**0**	**100.2**

RUSHING	ATT	YDS	AVG	LG	TD
Breece Hall	14	113	8.1	22	0
Justin Fields	7	26	3.7	11	0
Isaiah Davis	1	5	5.0	5	0
TOTAL	**22**	**144**	**6.5**	**22**	**0**

RECEIVING	NO	YDS	AVG	LG	TD
Mason Taylor	9	67	7.4	11	0
Garrett Wilson	6	71	11.8	25	1
Breece Hall	4	42	10.5	16	0
Jeremy Ruckert	4	28	7.0	9	0
Josh Reynolds	3	29	9.7	13	0
Isaiah Davis	3	28	9.3	10	0
Arian Smith	1	14	14.0	14	0
Allen Lazard	1	3	3.0	3	0
Andrew Beck	1	1	1.0	1t	1
TOTAL	**32**	**283**	**8.8**	**25**	**2**

GAME SUMMARIES

27

WEEK 6

Dallas Cowboys 27, Carolina Panthers 30

71,619 ★ Bank of America Stadium ★ Oct 12, 2025

30

Dallas Cowboys	**3**	**14**	**7**	**3**	**— 27**
Carolina Panthers	**3**	**10**	**7**	**10**	**— 30**

SCORING DRIVES

TEAM	QTR	TIME	SCORING PLAY	DAL	CAR
Panthers	1	9:08	R.Fitzgerald 31 yd. Field Goal (8-63, 4:09)	0	3
Cowboys	1	4:48	B.Aubrey 23 yd. Field Goal (10-68, 4:20)	3	3
Cowboys	2	14:56	H.Luepke 3 yd. pass from D.Prescott (B.Aubrey kick) (4-12, 2:09)	10	3
Panthers	2	11:29	T.McMillan 19 yd. pass from B.Young (R.Fitzgerald kick) (6-65, 3:27)	10	10
Cowboys	2	3:39	J.Ferguson 19 yd. pass from D.Prescott (B.Aubrey kick) (13-77, 7:50)	17	10
Panthers	2	:20	R.Fitzgerald 55 yd. Field Goal (9-29, 3:19)	17	13
Panthers	3	13:19	R.Dowdle 36 yd. pass from B.Young (R.Fitzgerald kick) (4-80, 1:41)	17	20
Cowboys	3	2:38	G.Pickens 34 yd. pass from D.Prescott (B.Aubrey kick) (6-73, 2:50)	24	20
Panthers	4	12:20	T.McMillan 2 yd. pass from B.Young (R.Fitzgerald kick) (10-65, 5:18)	24	27
Cowboys	4	9:20	B.Aubrey 28 yd. Field Goal (10-61, 3:00)	27	27
Panthers	4	:00	R.Fitzgerald 33 yd. Field Goal (15-71, 6:07)	27	30

Team Statistics	Cowboys	Panthers
First Downs	15	27
3rd-Down Eff. (Made/Att/Pct)	5/12/42%	3/8/38%
4th-Down Eff. (Made/Att/Pct)	2/2/100%	1/1/100%
Total Net Yards	292	410
Total Plays	53	64
Yards Per Play	5.5	6.4
Rushes/Net Yards	19/31	38/216
Net Passing	261	194
Pass Attempts/Completions	34/25	25/17
Had Intercepted	0	1
Sacked/Yards Lost	0/0	1/5
Punts/Average	3/47.7	2/49.0
Penalties/Yards	6/37	6/57
Fumbles/Lost	2/0	2/0
Possession Time	27:58	32:02

OFFICIALS: Referee: John Hussey (35), **Umpire:** Duane Heydt (42), **Down Judge:** Max Causey (21), **Line Judge:** Carl Johnson (101), **Field Judge:** Anthony Flemming (90), **Side Judge:** Allen Baynes (56), **Back Judge:** Matt Edwards (96), **Replay Official:** Andrew Lambert, **Replay Assistant:** Sebrina Brunson

DALLAS COWBOYS

PASSING	ATT	COM	YDS	SK/YD	TD	LG	INT	RTG
Dak Prescott	34	25	261	0/0	3	45	0	124.8
TOTAL	**34**	**25**	**261**	**0/0**	**3**	**45**	**0**	**124.8**

RUSHING	ATT	YDS	AVG	LG	TD
Javonte Williams	13	29	2.2	6	0
Ryan Flournoy	1	3	3.0	3	0
Jaydon Blue	3	0	0.0	2	0
Dak Prescott	2	-1	-0.5	0	0
TOTAL	**19**	**31**	**1.6**	**6**	**0**

RECEIVING	NO	YDS	AVG	LG	TD
George Pickens	9	168	18.7	45	1
Javonte Williams	5	5	1.0	9	0
Jake Ferguson	3	33	11.0	19t	1
Ryan Flournoy	3	30	10.0	13	0
Hunter Luepke	2	7	3.5	4	1
Luke Schoonmaker	1	8	8.0	8	0
Jalen Tolbert	1	8	8.0	8	0
Brevyn Spann-Ford	1	2	2.0	2	0
TOTAL	**25**	**261**	**10.4**	**45**	**3**

CAROLINA PANTHERS

PASSING	ATT	COM	YDS	SK/YD	TD	LG	INT	RTG
Bryce Young	25	17	199	1/5	3	36t	1	114.8
TOTAL	**25**	**17**	**199**	**1/5**	**3**	**36T**	**1**	**114.8**

RUSHING	ATT	YDS	AVG	LG	TD
Rico Dowdle	30	183	6.1	15	0
Trevor Etienne	3	17	5.7	11	0
Jimmy Horn Jr.	1	11	11.0	11	0
Bryce Young	3	5	1.7	8	0
DeeJay Dallas	1	0	0.0	0	0
TOTAL	**38**	**216**	**5.7**	**15**	**0**

RECEIVING	NO	YDS	AVG	LG	TD
Rico Dowdle	4	56	14.0	36t	1
Tommy Tremble	4	39	9.8	16	0
Tetairoa McMillan	3	29	9.7	19t	2
Jimmy Horn Jr.	2	36	18.0	34	0
Xavier Legette	2	11	5.5	15	0
Mitchell Evans	1	21	21.0	21	0
Hunter Renfrow	1	7	7.0	7	0
TOTAL	**17**	**199**	**11.7**	**36T**	**3**

GAME SUMMARIES

22

WEEK 7

Washington Commanders 22, Dallas Cowboys 44

93,051 ★ AT&T Stadium ★ Oct 19, 2025

44

Washington Commanders	**8**	**7**	**7**	**0**	**— 22**
Dallas Cowboys	**17**	**10**	**14**	**3**	**— 44**

SCORING DRIVES

TEAM	QTR	TIME	SCORING PLAY	WAS	DAL
Cowboys	1	13:05	J.Williams 2 yd. run (B.Aubrey kick) (5-66, 1:55)	0	7
Commanders	1	11:23	J.Williams tackled in end zone by D.Payne, J.Martin for a Safety	2	7
Commanders	1	7:38	Z.Ertz 5 yd. pass from J.Daniels (run failed) (7-65, 3:45)	8	7
Cowboys	1	6:14	B.Aubrey 47 yd. Field Goal (5-31, 1:24)	8	10
Cowboys	1	4:27	C.Lamb 74 yd. pass from D.Prescott (B.Aubrey kick) (1-74, 0:11)	8	17
Cowboys	2	7:22	B.Aubrey 61 yd. Field Goal (8-11, 3:34)	8	20
Commanders	2	:45	J.Daniels 1 yd. run (M.Gay kick) (7-68, 1:11)	15	20
Cowboys	2	:10	J.Ferguson 2 yd. pass from D.Prescott (B.Aubrey kick) (4-72, 0:35)	15	27
Cowboys	3	7:44	J.Ferguson 5 yd. pass from D.Prescott (B.Aubrey kick) (9-55, 4:03)	15	34
Cowboys	3	5:31	D.Bland 68 yd. interception return (B.Aubrey kick)	15	41
Commanders	3	2:35	C.Rodriguez 3 yd. run (M.Gay kick) (7-53, 2:56)	22	41
Cowboys	4	12:45	B.Aubrey 29 yd. Field Goal (9-56, 4:50)	22	44

Team Statistics	Commanders	Cowboys
First Downs	18	21
3rd-Down Eff. (Made/Att/Pct)	7/16/44%	6/12/50%
4th-Down Eff. (Made/Att/Pct)	0/2/0%	0/0/0%
Total Net Yards	341	409
Total Plays	64	62
Yards Per Play	5.3	6.6
Rushes/Net Yards	28/136	31/152
Net Passing	205	257
Pass Attempts/Completions	32/16	30/21
Had Intercepted	1	0
Sacked/Yards Lost	4/14	1/7
Punts/Average	5/57.2	3/42.7
Penalties/Yards	11/118	10/79
Fumbles/Lost	1/1	1/0
Possession Time	28:39	31:21

WASHINGTON COMMANDERS

PASSING	ATT	COM	YDS	SK/YD	TD	LG	INT	RTG
Jayden Daniels	22	12	156	2/5	1	44	0	92.2
Marcus Mariota	10	4	63	2/9	0	27	1	22.1
TOTAL	**32**	**16**	**219**	**4/14**	**1**	**44**	**1**	**69.7**

RUSHING	ATT	YDS	AVG	LG	TD
Jayden Daniels	8	35	4.4	14	1
Marcus Mariota	2	34	17.0	25	0
Jacory Croskey-Merritt	13	33	2.5	9	0
Jeremy McNichols	2	22	11.0	19	0
Chris Rodriguez Jr.	3	12	4.0	7	1
TOTAL	**28**	**136**	**4.9**	**25**	**2**

RECEIVING	NO	YDS	AVG	LG	TD
Robbie Chosen	4	36	9.0	13	0
Jaylin Lane	3	60	20.0	35	0
Zach Ertz	3	37	12.3	27	1
Chris Moore	2	59	29.5	44	0
Jeremy McNichols	2	23	11.5	12	0
John Bates	1	5	5.0	5	0
Jacory Croskey-Merritt	1	-1	-1.0	-1	0
TOTAL	**16**	**219**	**13.7**	**44**	**1**

DALLAS COWBOYS

PASSING	ATT	COM	YDS	SK/YD	TD	LG	INT	RTG
Dak Prescott	30	21	264	1/7	3	74t	0	130.4
TOTAL	**30**	**21**	**264**	**1/7**	**3**	**74T**	**0**	**130.4**

RUSHING	ATT	YDS	AVG	LG	TD
Javonte Williams	19	116	6.1	33	1
Jaydon Blue	7	29	4.1	9	0
Dak Prescott	5	7	1.4	7	0
TOTAL	**31**	**152**	**4.9**	**33**	**1**

RECEIVING	NO	YDS	AVG	LG	TD
Jake Ferguson	7	29	4.1	15	2
CeeDee Lamb	5	110	22.0	74t	1
George Pickens	4	82	20.5	44	0
KaVontae Turpin	1	17	17.0	17	0
Jalen Tolbert	1	16	16.0	16	0
Jaydon Blue	1	5	5.0	5	0
Hunter Luepke	1	3	3.0	3	0
Javonte Williams	1	2	2.0	2	0
TOTAL	**21**	**264**	**12.6**	**74T**	**3**

GAME SUMMARIES

24

WEEK 8

Dallas Cowboys 24, Denver Broncos 44

75,877 ★ Empower Field at Mile High ★ Oct 26, 2025

44

Dallas Cowboys	**3**	**7**	**7**	**7**	**— 24**
Denver Broncos	**14**	**13**	**3**	**14**	**— 44**

SCORING DRIVES

TEAM	QTR	TIME	SCORING PLAY	DAL	DEN
Cowboys	1	10:34	B.Aubrey 24 yd. Field Goal (8-46, 3:01)	3	0
Broncos	1	8:13	R.Harvey 40 yd. run (W.Lutz kick) (5-74, 2:21)	3	7
Broncos	1	3:04	T.Franklin 25 yd. pass from B.Nix (W.Lutz kick) (4-62, 2:39)	3	14
Cowboys	2	7:29	J.Williams 1 yd. run (B.Aubrey kick) (11-59, 6:15)	10	14
Broncos	2	3:47	R.Harvey 1 yd. run (pass failed) (6-65, 3:42)	10	20
Broncos	2	:39	P.Bryant 24 yd. pass from B.Nix (W.Lutz kick) (7-72, 1:35)	10	27
Cowboys	3	8:10	J.Williams 1 yd. run (B.Aubrey kick) (13-65, 6:50)	17	27
Broncos	3	6:02	W.Lutz 42 yd. Field Goal (5-22, 2:08)	17	30
Broncos	4	12:48	T.Franklin 7 yd. pass from B.Nix (W.Lutz kick) (12-84, 5:30)	17	37
Broncos	4	7:14	R.Harvey 5 yd. pass from B.Nix (W.Lutz kick) (8-55, 3:01)	17	44
Cowboys	4	4:44	J.Tolbert 35 yd. pass from J.Milton (B.Aubrey kick) (6-65, 2:30)	24	44

Team Statistics	Cowboys	Broncos
First Downs	24	25
3rd-Down Eff. (Made/Att/Pct)	4/11/36%	5/8/63%
4th-Down Eff. (Made/Att/Pct)	1/1/100%	0/0/0%
Total Net Yards	339	426
Total Plays	68	57
Yards Per Play	5.0	7.5
Rushes/Net Yards	31/108	28/179
Net Passing	231	247
Pass Attempts/Completions	35/22	29/19
Had Intercepted	2	1
Sacked/Yards Lost	2/15	0/0
Punts/Average	5/50.4	2/40.0
Penalties/Yards	9/80	7/42
Fumbles/Lost	1/0	0/0
Possession Time	33:32	26:28

DALLAS COWBOYS

PASSING	ATT	COM	YDS	SK/YD	TD	LG	INT	RTG
Dak Prescott	31	19	188	2/15	0	29	2	51.5
Joe Milton	4	3	58	0/0	1	35t	0	156.2
TOTAL	**35**	**22**	**246**	**2/15**	**1**	**35T**	**2**	**69.5**

RUSHING	ATT	YDS	AVG	LG	TD
Javonte Williams	13	41	3.2	9	2
Dak Prescott	6	31	5.2	9	0
Jaydon Blue	8	29	3.6	14	0
Malik Davis	2	3	1.5	2	0
CeeDee Lamb	1	2	2.0	2	0
Hunter Luepke	1	2	2.0	2	0
TOTAL	**31**	**108**	**3.5**	**14**	**2**

RECEIVING	NO	YDS	AVG	LG	TD
George Pickens	7	78	11.1	17	0
CeeDee Lamb	7	74	10.6	29	0
Jalen Tolbert	2	47	23.5	35t	1
Luke Schoonmaker	2	25	12.5	14	0
Brevyn Spann-Ford	1	9	9.0	9	0
Javonte Williams	1	8	8.0	8	0
Ryan Flournoy	1	7	7.0	7	0
KaVontae Turpin	1	-2	-2.0	-2	0
TOTAL	**22**	**246**	**11.2**	**35T**	**1**

DENVER BRONCOS

PASSING	ATT	COM	YDS	SK/YD	TD	LG	INT	RTG
Bo Nix	29	19	247	0/0	4	39	1	117.4
TOTAL	**29**	**19**	**247**	**0/0**	**4**	**39**	**1**	**117.4**

RUSHING	ATT	YDS	AVG	LG	TD
J.K. Dobbins	15	111	7.4	25	0
RJ Harvey	7	46	6.6	40t	2
Marvin Mims Jr.	3	18	6.0	9	0
Tyler Badie	1	6	6.0	6	0
Bo Nix	1	-1	-1.0	-1	0
Jarrett Stidham	1	-1	-1.0	-1	0
TOTAL	**28**	**179**	**6.4**	**40T**	**2**

RECEIVING	NO	YDS	AVG	LG	TD
Troy Franklin	6	89	14.8	26	2
Courtland Sutton	4	67	16.8	39	0
Evan Engram	4	36	9.0	11	0
Pat Bryant	2	40	20.0	24t	1
J.K. Dobbins	2	10	5.0	6	0
RJ Harvey	1	5	5.0	5t	1
TOTAL	**19**	**247**	**13.0**	**39**	**4**

GAME SUMMARIES

27

WEEK 9

Arizona Cardinals 27, Dallas Cowboys 17

92,211 ★ AT&T Stadium ★ Nov 3, 2025

17

Arizona Cardinals	3	14	10	0	— 27
Dallas Cowboys	0	7	3	7	— 17

SCORING DRIVES

TEAM	QTR	TIME	SCORING PLAY	ARI	DAL
Cardinals	1	3:38	C.Ryland 48 yd. Field Goal (15-60, 6:54)	3	0
Cardinals	2	12:17	M.Harrison 4 yd. pass from J.Brissett (C.Ryland kick) (8-47, 4:45)	10	0
Cowboys	2	3:58	M.Kneeland blocked punt recovery in end zone (B.Aubrey kick)	10	7
Cardinals	2	:49	J.Brissett 1 yd. run (C.Ryland kick) (11-74, 3:09)	17	7
Cardinals	3	12:48	T.McBride 12 yd. pass from J.Brissett (C.Ryland kick) (3-74, 2:12)	24	7
Cowboys	3	7:15	B.Aubrey 26 yd. Field Goal (12-65, 5:33)	24	10
Cardinals	3	2:31	C.Ryland 34 yd. Field Goal (9-45, 4:44)	27	10
Cowboys	4	10:51	R.Flournoy 5 yd. pass from D.Prescott (B.Aubrey kick) (7-78, 2:01)	27	17

Team Statistics	Cardinals	Cowboys
First Downs	23	22
3rd-Down Eff. (Made/Att/Pct)	7/13/54%	5/12/42%
4th-Down Eff. (Made/Att/Pct)	0/1/0%	0/3/0%
Total Net Yards	340	333
Total Plays	65	65
Yards Per Play	5.2	5.1
Rushes/Net Yards	29/119	21/123
Net Passing	221	210
Pass Attempts/Completions	31/21	39/24
Had Intercepted	0	1
Sacked/Yards Lost	5/40	5/40
Punts/Average	3/29.0	1/41.0
Penalties/Yards	2/10	6/55
Fumbles/Lost	1/0	4/2
Possession Time	33:20	26:40

ARIZONA CARDINALS

PASSING	ATT	COM	YDS	SK/YD	TD	LG	INT	RTG
Jacoby Brissett	31	21	261	5/40	2	50	0	115.1
TOTAL	**31**	**21**	**261**	**5/40**	**2**	**50**	**0**	**115.1**

RUSHING	ATT	YDS	AVG	LG	TD
Emari Demercado	14	79	5.6	19	0
Zonovan Knight	9	27	3.0	17	0
Greg Dortch	1	9	9.0	9	0
Jacoby Brissett	5	4	0.8	4	1
TOTAL	**29**	**119**	**4.1**	**19**	**1**

RECEIVING	NO	YDS	AVG	LG	TD
Marvin Harrison Jr.	7	96	13.7	20	1
Trey McBride	5	55	11.0	19	1
Michael Wilson	3	61	20.3	50	0
Elijah Higgins	3	30	10.0	16	0
Zonovan Knight	2	20	10.0	12	0
Emari Demercado	1	-1	-1.0	-1	0
TOTAL	**21**	**261**	**12.4**	**50**	**2**

DALLAS COWBOYS

PASSING	ATT	COM	YDS	SK/YD	TD	LG	INT	RTG
Dak Prescott	39	24	250	5/40	1	33	1	77.9
TOTAL	**39**	**24**	**250**	**5/40**	**1**	**33**	**1**	**77.9**

RUSHING	ATT	YDS	AVG	LG	TD
Javonte Williams	15	83	5.5	19	0
Dak Prescott	4	34	8.5	14	0
Malik Davis	1	3	3.0	3	0
KaVontae Turpin	1	3	3.0	3	0
TOTAL	**21**	**123**	**5.9**	**19**	**0**

RECEIVING	NO	YDS	AVG	LG	TD
CeeDee Lamb	7	85	12.1	33	0
George Pickens	6	79	13.2	19	0
Jake Ferguson	5	50	10.0	23	0
Ryan Flournoy	2	12	6.0	7	1
KaVontae Turpin	2	10	5.0	6	0
Luke Schoonmaker	1	14	14.0	14	0
Javonte Williams	1	0	0.0	0	0
TOTAL	**24**	**250**	**10.4**	**33**	**1**

GAME SUMMARIES

33

WEEK 11

Dallas Cowboys 33, Las Vegas Raiders 16

62,625 ★ Allegiant Stadium ★ Nov 17, 2025

16

Dallas Cowboys	**3**	**21**	**7**	**2**	**— 33**
Las Vegas Raiders	**6**	**3**	**0**	**7**	**— 16**

SCORING DRIVES

TEAM	QTR	TIME	SCORING PLAY	DAL	LV
Raiders	1	7:55	D.Carlson 35 yd. Field Goal (4–2, 1:16)	0	3
Cowboys	1	5:36	B.Aubrey 50 yd. Field Goal (7-37, 2:19)	3	3
Raiders	1	2:02	D.Carlson 45 yd. Field Goal (7-46, 3:34)	3	6
Cowboys	2	14:51	C.Lamb 18 yd. pass from D.Prescott (B.Aubrey kick) (6-68, 2:11)	10	6
Cowboys	2	5:16	J.Ferguson 5 yd. pass from D.Prescott (B.Aubrey kick) (12-79, 6:33)	17	6
Cowboys	2	1:11	G.Pickens 37 yd. pass from D.Prescott (B.Aubrey kick) (4-69, 1:14)	24	6
Raiders	2	:00	D.Carlson 38 yd. Field Goal (9-50, 1:10)	24	9
Cowboys	3	6:19	R.Flournoy 2 yd. pass from D.Prescott (B.Aubrey kick) (12-80, 7:07)	31	9
Raiders	4	13:22	T.Tucker 6 yd. pass from G.Smith (D.Carlson kick) (14-62, 7:57)	31	16
Cowboys	4	11:39	A.Jeanty tackled in end zone by D.Ezeiruaku, D.Bland for a Safety	33	16

Team Statistics	Cowboys	Raiders
First Downs	24	17
3rd-Down Eff. (Made/Att/Pct)	4/10/40%	3/12/25%
4th-Down Eff. (Made/Att/Pct)	1/3/33%	2/3/67%
Total Net Yards	381	236
Total Plays	65	58
Yards Per Play	5.9	4.1
Rushes/Net Yards	31/114	12/27
Net Passing	267	209
Pass Attempts/Completions	33/25	42/27
Had Intercepted	0	1
Sacked/Yards Lost	1/1	4/29
Punts/Average	2/46.5	3/53.3
Penalties/Yards	6/50	6/40
Fumbles/Lost	1/1	0/0
Possession Time	33:36	26:24

OFFICIALS: Referee: Brad Allen (122), **Umpire:** Marcus Woods (71), **Line Judge:** Walter Flowers (32), **Side Judge:** Chad Hill (125), **Down Judge:** Sarah Thomas (53), **Field Judge:** Rick Patterson (15), **Back Judge:** Tyree Walton (2), **Replay Official:** Kevin Brown, **Replay Assistant:** Randy Roseberry (0)

DALLAS COWBOYS

PASSING	ATT	COM	YDS	SK/YD	TD	LG	INT	RTG
Dak Prescott	33	25	268	1/1	4	37t	0	138.6
TOTAL	**33**	**25**	**268**	**1/1**	**4**	**37T**	**0**	**138.6**

RUSHING	ATT	YDS	AVG	LG	TD
Javonte Williams	22	93	4.2	16	0
Malik Davis	4	20	5.0	9	0
Hunter Luepke	1	5	5.0	5	0
Dak Prescott	4	-4	-1.0	-1	0
TOTAL	**31**	**114**	**3.7**	**16**	**0**

RECEIVING	NO	YDS	AVG	LG	TD
George Pickens	9	144	16.0	37t	1
CeeDee Lamb	5	66	13.2	23	1
Jake Ferguson	4	16	4.0	7	1
Hunter Luepke	3	36	12.0	15	0
Brevyn Spann-Ford	1	4	4.0	4	0
Ryan Flournoy	1	2	2.0	2t	1
KaVontae Turpin	1	0	0.0	0	0
Javonte Williams	1	0	0.0	0	0
TOTAL	**25**	**268**	**10.7**	**37T**	**4**

LAS VEGAS RAIDERS

PASSING	ATT	COM	YDS	SK/YD	TD	LG	INT	RTG
Geno Smith	42	27	238	4/29	1	26	1	77.3
TOTAL	**42**	**27**	**238**	**4/29**	**1**	**26**	**1**	**77.3**

RUSHING	ATT	YDS	AVG	LG	TD
Geno Smith	4	14	3.5	7	0
Ashton Jeanty	6	7	1.2	11	0
Raheem Mostert	2	6	3.0	4	0
TOTAL	**12**	**27**	**2.3**	**11**	**0**

RECEIVING	NO	YDS	AVG	LG	TD
Brock Bowers	7	72	10.3	18	0
Ashton Jeanty	6	27	4.5	8	0
Tre Tucker	4	47	11.8	26	1
Tyler Lockett	3	33	11.0	15	0
Michael Mayer	3	13	4.3	8	0
Raheem Mostert	2	7	3.5	4	0
Ian Thomas	1	20	20.0	20	0
Jack Bech	1	19	19.0	19	0
TOTAL	**27**	**238**	**8.8**	**26**	**1**

GAME SUMMARIES

21

WEEK 12

Philadelphia Eagles 21, Dallas Cowboys 24

93,068 ★ AT&T Stadium ★ Nov 23, 2025

24

Philadelphia Eagles	**14**	**7**	**0**	**0**	**— 21**
Dallas Cowboys	**0**	**7**	**7**	**10**	**— 24**

SCORING DRIVES

TEAM	QTR	TIME	SCORING PLAY	PHI	DAL
Eagles	1	8:41	A.Brown 16 yd. pass from J.Hurts (J.Elliott kick) (7-50, 3:10)	7	0
Eagles	1	:57	J.Hurts 7 yd. run (J.Elliott kick) (12-76, 6:08)	14	0
Eagles	2	11:32	J.Hurts 1 yd. run (J.Elliott kick) (6-66, 3:10)	21	0
Cowboys	2	:21	G.Pickens 1 yd. pass from D.Prescott (B.Aubrey kick) (6-72, 2:31)	21	7
Cowboys	3	2:02	B.Spann-Ford 4 yd. pass from D.Prescott (B.Aubrey kick) (7-89, 2:16)	21	14
Cowboys	4	11:40	D.Prescott 8 yd. run (B.Aubrey kick) (3-54, 1:29)	21	21
Cowboys	4	:00	B.Aubrey 42 yd. Field Goal (9-49, 1:35)	21	24

Team Statistics	Eagles	Cowboys
First Downs	19	25
3rd-Down Eff. (Made/Att/Pct)	5/12/42%	5/12/42%
4th-Down Eff. (Made/Att/Pct)	0/0/0%	0/2/0%
Total Net Yards	339	473
Total Plays	58	68
Yards Per Play	5.8	7.0
Rushes/Net Yards	18/63	31/125
Net Passing	276	348
Pass Attempts/Completions	39/27	36/23
Had Intercepted	0	1
Sacked/Yards Lost	1/13	1/6
Punts/Average	5/50.0	3/56.0
Penalties/Yards	14/96	8/69
Fumbles/Lost	2/2	2/1
Possession Time	30:58	29:02

PHILADELPHIA EAGLES

PASSING	ATT	COM	YDS	SK/YD	TD	LG	INT	RTG
Jalen Hurts	39	27	289	1/13	1	41	0	99.2
TOTAL	**39**	**27**	**289**	**1/13**	**1**	**41**	**0**	**99.2**

RUSHING	ATT	YDS	AVG	LG	TD
Jalen Hurts	7	33	4.7	8	2
Saquon Barkley	10	22	2.2	7	0
Tank Bigsby	1	8	8.0	8	0
TOTAL	**18**	**63**	**3.5**	**8**	**2**

RECEIVING	NO	YDS	AVG	LG	TD
A.J. Brown	8	110	13.8	22	1
Saquon Barkley	7	52	7.4	16	0
DeVonta Smith	6	89	14.8	41	0
Dallas Goedert	2	20	10.0	13	0
Darius Cooper	2	7	3.5	4	0
Grant Calcaterra	1	8	8.0	8	0
Xavier Gipson	1	3	3.0	3	0
TOTAL	**27**	**289**	**10.7**	**41**	**1**

DALLAS COWBOYS

PASSING	ATT	COM	YDS	SK/YD	TD	LG	INT	RTG
Dak Prescott	36	23	354	1/6	2	48	1	103.2
TOTAL	**36**	**23**	**354**	**1/6**	**2**	**48**	**1**	**103.2**

RUSHING	ATT	YDS	AVG	LG	TD
Javonte Williams	20	87	4.4	20	0
Malik Davis	3	24	8.0	21	0
Dak Prescott	5	9	1.8	8t	1
KaVontae Turpin	2	4	2.0	4	0
Jake Ferguson	1	1	1.0	1	0
TOTAL	**31**	**125**	**4.0**	**21**	**1**

RECEIVING	NO	YDS	AVG	LG	TD
George Pickens	9	146	16.2	43	1
Jake Ferguson	5	60	12.0	19	0
CeeDee Lamb	4	75	18.8	48	0
Javonte Williams	2	14	7.0	11	0
KaVontae Turpin	1	48	48.0	48	0
Hunter Luepke	1	7	7.0	7	0
Brevyn Spann-Ford	1	4	4.0	4t	1
TOTAL	**23**	**354**	**15.4**	**48**	**2**

GAME SUMMARIES

28

WEEK 13

Kansas City Chiefs 28, Dallas Cowboys 31

93,739 ★ AT&T Stadium ★ Nov 27, 2025

31

Kansas City Chiefs	**14**	**0**	**0**	**14**	**—**	**28**
Dallas Cowboys	**7**	**10**	**3**	**11**	**—**	**31**

SCORING DRIVES

TEAM	QTR	TIME	SCORING PLAY	KC	DAL
Chiefs	1	13:04	R.Rice 27 yd. pass from P.Mahomes (H.Butker kick) (2-37, 0:36)	7	0
Cowboys	1	6:50	C.Lamb 15 yd. pass from D.Prescott (B.Aubrey kick) (12-75, 6:14)	7	7
Chiefs	1	:01	T.Kelce 2 yd. pass from P.Mahomes (H.Butker kick) (12-72, 6:49)	14	7
Cowboys	2	10:22	B.Aubrey 49 yd. Field Goal (10-53, 4:39)	14	10
Cowboys	2	3:10	M.Davis 43 yd. run (B.Aubrey kick) (8-85, 2:53)	14	17
Cowboys	3	4:09	B.Aubrey 36 yd. Field Goal (7-78, 2:56)	14	20
Chiefs	4	14:51	R.Rice 3 yd. pass from P.Mahomes (H.Butker kick) (11-80, 4:18)	21	20
Cowboys	4	11:15	J.Williams 3 yd. pass from D.Prescott (D.Prescott-G.Pickens pass) (8-68, 3:36)	21	28
Cowboys	4	5:16	B.Aubrey 26 yd. Field Goal (8-82, 4:10)	21	31
Chiefs	4	3:27	M.Brown 10 yd. pass from P.Mahomes (H.Butker kick) (7-67, 1:49)	28	31

Team Statistics	Chiefs	Cowboys
First Downs	19	23
3rd-Down Eff. (Made/Att/Pct)	5/13/38%	9/16/56%
4th-Down Eff. (Made/Att/Pct)	3/3/100%	1/1/100%
Total Net Yards	362	457
Total Plays	60	65
Yards Per Play	6.0	7.0
Rushes/Net Yards	23/119	26/137
Net Passing	243	320
Pass Attempts/Completions	34/23	39/27
Had Intercepted	0	1
Sacked/Yards Lost	3/18	0/0
Punts/Average	5/43.0	1/62.0
Penalties/Yards	10/119	7/50
Fumbles/Lost	1/0	1/0
Possession Time	29:06	30:54

KANSAS CITY CHIEFS

PASSING	ATT	COM	YDS	SK/YD	TD	LG	INT	RTG
Patrick Mahomes	34	23	261	3/18	4	42	0	129.7
TOTAL	**34**	**23**	**261**	**3/18**	**4**	**42**	**0**	**129.7**

RUSHING	ATT	YDS	AVG	LG	TD
Kareem Hunt	14	58	4.1	14	0
Patrick Mahomes	3	30	10.0	16	0
Isiah Pacheco	3	16	5.3	9	0
Xavier Worthy	2	13	6.5	17	0
Rashee Rice	1	2	2.0	2	0
TOTAL	**23**	**119**	**5.2**	**17**	**0**

RECEIVING	NO	YDS	AVG	LG	TD
Rashee Rice	8	92	11.5	28	2
Travis Kelce	5	45	9.0	22	1
Xavier Worthy	4	61	15.3	42	0
Hollywood Brown	2	20	10.0	10t	1
Isiah Pacheco	2	17	8.5	11	0
Kareem Hunt	1	22	22.0	22	0
Jared Wiley	1	4	4.0	4	0
TOTAL	**23**	**261**	**11.3**	**42**	**4**

DALLAS COWBOYS

PASSING	ATT	COM	YDS	SK/YD	TD	LG	INT	RTG
Dak Prescott	39	27	320	0/0	2	51	1	100.4
TOTAL	**39**	**27**	**320**	**0/0**	**2**	**51**	**1**	**100.4**

RUSHING	ATT	YDS	AVG	LG	TD
Javonte Williams	17	59	3.5	11	0
Malik Davis	3	47	15.7	43t	1
KaVontae Turpin	3	33	11.0	25	0
Dak Prescott	3	-2	-0.7	0	0
TOTAL	**26**	**137**	**5.3**	**43T**	**1**

RECEIVING	NO	YDS	AVG	LG	TD
CeeDee Lamb	7	112	16.0	51	1
George Pickens	6	88	14.7	39	0
Jake Ferguson	5	36	7.2	11	0
Ryan Flournoy	3	34	11.3	17	0
Javonte Williams	3	21	7.0	14	1
KaVontae Turpin	2	28	14.0	19	0
Luke Schoonmaker	1	1	1.0	1	0
TOTAL	**27**	**320**	**11.9**	**51**	**2**

GAME SUMMARIES

30

WEEK 14

Dallas Cowboys 30, Detroit Lions 44

64,028 ★ Ford Field ★ Dec 4, 2025

44

Dallas Cowboys	**3**	**6**	**10**	**11**	**— 30**
Detroit Lions	**10**	**10**	**7**	**17**	**— 44**

SCORING DRIVES

TEAM	QTR	TIME	SCORING PLAY	DAL	DET
Lions	1	10:46	J.Bates 38 yd. Field Goal (8-44, 4:14)	0	3
Cowboys	1	8:07	B.Aubrey 57 yd. Field Goal (8-29, 2:39)	3	3
Lions	1	2:14	J.Gibbs 1 yd. run (J.Bates kick) (6-42, 3:10)	3	10
Cowboys	2	9:23	B.Aubrey 42 yd. Field Goal (16-46, 7:51)	6	10
Lions	2	4:27	D.Montgomery 35 yd. run (J.Bates kick) (4-53, 1:48)	6	17
Cowboys	2	:50	B.Aubrey 55 yd. Field Goal (9-43, 3:37)	9	17
Lions	2	:00	J.Bates 47 yd. Field Goal (6-45, 0:50)	9	20
Lions	3	14:14	I.TeSlaa 12 yd. pass from J.Goff (J.Bates kick) (2-14, 0:34)	9	27
Cowboys	3	10:41	J.Williams 1 yd. run (B.Aubrey kick) (9-65, 3:33)	16	27
Cowboys	3	2:49	B.Aubrey 63 yd. Field Goal (6-13, 2:56)	19	27
Lions	4	11:50	J.Bates 46 yd. Field Goal (10-40, 5:59)	19	30
Cowboys	4	9:52	R.Flournoy 42 yd. pass from D.Prescott (D.Prescott-J.Ferguson pass) (4-70, 1:58)	27	30
Lions	4	7:17	J.Gibbs 10 yd. run (J.Bates kick) (5-59, 2:35)	27	37
Cowboys	4	3:42	B.Aubrey 29 yd. Field Goal (13-56, 3:35)	30	37
Lions	4	2:19	J.Gibbs 13 yd. run (J.Bates kick) (3-51, 1:23)	30	44

Team Statistics	Cowboys	Lions
First Downs	25	20
3rd-Down Eff. (Made/Att/Pct)	6/15/40%	3/8/38%
4th-Down Eff. (Made/Att/Pct)	2/2/100%	0/0/0%
Total Net Yards	417	408
Total Plays	76	57
Yards Per Play	5.5	7.2
Rushes/Net Yards	24/91	22/109
Net Passing	326	299
Pass Attempts/Completions	47/31	34/25
Had Intercepted	2	0
Sacked/Yards Lost	5/50	1/10
Punts/Average	1/62.0	2/42.0
Penalties/Yards	7/76	8/50
Fumbles/Lost	3/1	0/0
Possession Time	31:23	28:37

DALLAS COWBOYS

PASSING	ATT	COM	YDS	SK/YD	TD	LG	INT	RTG
Dak Prescott	47	31	376	5/50	1	42t	2	79.7
TOTAL	**47**	**31**	**376**	**5/50**	**1**	**42T**	**2**	**79.7**

RUSHING	ATT	YDS	AVG	LG	TD
Javonte Williams	17	67	3.9	11	1
Dak Prescott	3	14	4.7	12	0
Malik Davis	3	6	2.0	3	0
KaVontae Turpin	1	4	4.0	4	0
TOTAL	**24**	**91**	**3.8**	**12**	**1**

RECEIVING	NO	YDS	AVG	LG	TD
Ryan Flournoy	9	115	12.8	42t	1
CeeDee Lamb	6	121	20.2	37	0
Jake Ferguson	5	58	11.6	19	0
George Pickens	5	37	7.4	11	0
KaVontae Turpin	2	26	13.0	21	0
Javonte Williams	2	0	0.0	5	0
Luke Schoonmaker	1	12	12.0	12	0
Brevyn Spann-Ford	1	7	7.0	7	0
TOTAL	**31**	**376**	**12.1**	**42T**	**1**

DETROIT LIONS

PASSING	ATT	COM	YDS	SK/YD	TD	LG	INT	RTG
Jared Goff	34	25	309	1/10	1	37	0	111.0
TOTAL	**34**	**25**	**309**	**1/10**	**1**	**37**	**0**	**111.0**

RUSHING	ATT	YDS	AVG	LG	TD
David Montgomery	6	60	10.0	35t	1
Jahmyr Gibbs	12	43	3.6	19	3
Jameson Williams	1	7	7.0	7	0
Malik Cunningham	1	1	1.0	1	0
Jared Goff	2	-2	-1.0	-1	0
TOTAL	**22**	**109**	**5.0**	**35T**	**4**

RECEIVING	NO	YDS	AVG	LG	TD
Jameson Williams	7	96	13.7	29	0
Jahmyr Gibbs	7	77	11.0	26	0
Amon-Ra St. Brown	6	92	15.3	37	0
Isaac TeSlaa	2	20	10.0	12t	1
David Montgomery	1	13	13.0	13	0
Anthony Firkser	1	7	7.0	7	0
Ross Dwelley	1	4	4.0	4	0
TOTAL	**25**	**309**	**12.4**	**37**	**1**

GAME SUMMARIES

34

WEEK 15

Minnesota Vikings 34, Dallas Cowboys 26

92,991 ★ AT&T Stadium ★ Dec 14, 2025

26

Minnesota Vikings	**7**	**10**	**7**	**10**	**—**	**34**
Dallas Cowboys	**7**	**10**	**6**	**3**	**—**	**26**

SCORING DRIVES

TEAM	QTR	TIME	SCORING PLAY	MIN	DAL
Cowboys	1	8:23	J.Williams 1 yd. run (B.Aubrey kick) (11-35, 5:39)	0	7
Vikings	1	2:35	J.Nailor 20 yd. pass from J.McCarthy (W.Reichard kick) (2-53, 0:33)	7	7
Cowboys	2	14:52	M.Davis 1 yd. run (B.Aubrey kick) (6-73, 2:43)	7	14
Vikings	2	9:28	J.McCarthy 1 yd. run (W.Reichard kick) (10-75, 5:24)	14	14
Vikings	2	1:48	W.Reichard 29 yd. Field Goal (8-48, 4:03)	17	14
Cowboys	2	:03	B.Aubrey 37 yd. Field Goal (10-41, 1:45)	17	17
Cowboys	3	11:14	B.Aubrey 26 yd. Field Goal (7-50, 3:46)	17	20
Cowboys	3	4:50	B.Aubrey 41 yd. Field Goal (9-67, 5:20)	17	23
Vikings	3	1:12	C.Ham 1 yd. run (W.Reichard kick) (8-73, 3:38)	24	23
Vikings	4	9:12	J.Nailor 4 yd. pass from J.McCarthy (W.Reichard kick) (5-51, 3:08)	31	23
Vikings	4	1:08	W.Reichard 53 yd. Field Goal (10-26, 4:22)	34	23
Cowboys	4	:19	B.Aubrey 41 yd. Field Goal (5-42, 0:49)	34	26

Team Statistics	Vikings	Cowboys
First Downs	21	25
3rd-Down Eff. (Made/Att/Pct)	2/9/22%	2/12/17%
4th-Down Eff. (Made/Att/Pct)	3/3/100%	3/4/75%
Total Net Yards	327	423
Total Plays	52	69
Yards Per Play	6.3	6.1
Rushes/Net Yards	28/77	29/138
Net Passing	250	285
Pass Attempts/Completions	24/15	38/23
Had Intercepted	1	0
Sacked/Yards Lost	0/0	2/9
Punts/Average	2/56.0	1/42.0
Penalties/Yards	3/17	7/58
Fumbles/Lost	0/0	0/0
Possession Time	27:24	32:36

MINNESOTA VIKINGS

PASSING	ATT	COM	YDS	SK/YD	TD	LG	INT	RTG
J.J. McCarthy	24	15	250	0/0	2	58	1	108.0
TOTAL	**24**	**15**	**250**	**0/0**	**2**	**58**	**1**	**108.0**

RUSHING	ATT	YDS	AVG	LG	TD
Aaron Jones Sr.	12	34	2.8	16	0
Jordan Mason	10	29	2.9	9	0
J.J. McCarthy	4	15	3.8	8	1
C.J. Ham	1	1	1.0	1t	1
Jalen Nailor	1	-2	-2.0	-2	0
TOTAL	**28**	**77**	**2.8**	**16**	**2**

RECEIVING	NO	YDS	AVG	LG	TD
T.J. Hockenson	4	66	16.5	29	0
Jalen Nailor	3	47	15.7	23	2
Aaron Jones Sr.	3	31	10.3	18	0
Jordan Addison	2	66	33.0	58	0
Justin Jefferson	2	22	11.0	12	0
Josh Oliver	1	18	18.0	18	0
TOTAL	**15**	**250**	**16.7**	**58**	**2**

DALLAS COWBOYS

PASSING	ATT	COM	YDS	SK/YD	TD	LG	INT	RTG
Dak Prescott	38	23	294	2/9	0	30	0	84.8
TOTAL	**38**	**23**	**294**	**2/9**	**0**	**30**	**0**	**84.8**

RUSHING	ATT	YDS	AVG	LG	TD
Javonte Williams	15	91	6.1	21	1
Malik Davis	8	21	2.6	6	1
Hunter Luepke	3	16	5.3	8	0
Brandon Aubrey	1	6	6.0	6	0
Dak Prescott	1	2	2.0	2	0
KaVontae Turpin	1	2	2.0	2	0
TOTAL	**29**	**138**	**4.8**	**21**	**2**

RECEIVING	NO	YDS	AVG	LG	TD
CeeDee Lamb	6	111	18.5	30	0
Ryan Flournoy	4	40	10.0	19	0
George Pickens	3	33	11.0	17	0
Malik Davis	2	16	8.0	10	0
Jake Ferguson	2	16	8.0	9	0
Hunter Luepke	2	14	7.0	11	0
KaVontae Turpin	2	10	5.0	9	0
Luke Schoonmaker	1	29	29.0	29	0
Jonathan Mingo	1	25	25.0	25	0
TOTAL	**23**	**294**	**12.8**	**30**	**0**

GAME SUMMARIES

34

WEEK 16

Los Angeles Chargers 34, Dallas Cowboys 17

92,740 ★ AT&T Stadium ★ Dec 21, 2025

17

Los Angeles Chargers	**7**	**14**	**3**	**10**	**—**	**34**
Dallas Cowboys	**7**	**10**	**0**	**0**	**—**	**17**

SCORING DRIVES

TEAM	QTR	TIME	SCORING PLAY	LAC	DAL
Cowboys	1	10:20	R.Flournoy 5 yd. pass from D.Prescott (B.Aubrey kick) (10-79, 4:40)	0	7
Chargers	1	6:43	Q.Johnston 23 yd. pass from J.Herbert (C.Dicker kick) (6-65, 3:37)	7	7
Cowboys	2	14:04	B.Aubrey 33 yd. Field Goal (16-56, 7:39)	7	10
Chargers	2	9:45	L.McConkey 25 yd. pass from J.Herbert (C.Dicker kick) (7-87, 4:19)	14	10
Cowboys	2	8:08	G.Pickens 38 yd. pass from D.Prescott (B.Aubrey kick) (4-80, 1:37)	14	17
Chargers	2	:19	J.Herbert 1 yd. run (C.Dicker kick) (16-81, 7:49)	21	17
Chargers	3	11:51	C.Dicker 37 yd. Field Goal (6-57, 3:09)	24	17
Chargers	4	8:57	C.Dicker 27 yd. Field Goal (14-76, 8:18)	27	17
Chargers	4	4:48	O.Hampton 5 yd. run (C.Dicker kick) (6-46, 2:09)	34	17

Team Statistics	Chargers	Cowboys
First Downs	24	18
3rd-Down Eff. (Made/Att/Pct)	7/11/64%	4/9/44%
4th-Down Eff. (Made/Att/Pct)	0/1/0%	1/3/33%
Total Net Yards	452	340
Total Plays	62	56
Yards Per Play	7.3	6.1
Rushes/Net Yards	33/152	23/91
Net Passing	300	249
Pass Attempts/Completions	29/23	32/23
Had Intercepted	0	0
Sacked/Yards Lost	0/0	1/6
Punts/Average	1/55.0	1/42.0
Penalties/Yards	4/34	5/40
Fumbles/Lost	1/0	1/1
Possession Time	34:27	25:33

LOS ANGELES CHARGERS

PASSING	ATT	COM	YDS	SK/YD	TD	LG	INT	RTG
Justin Herbert	29	23	300	0/0	2	50	0	132.8
TOTAL	**29**	**23**	**300**	**0/0**	**2**	**50**	**0**	**132.8**

RUSHING	ATT	YDS	AVG	LG	TD
Omarion Hampton	16	85	5.3	18	1
Justin Herbert	8	42	5.3	34	1
Hassan Haskins	4	14	3.5	7	0
Kimani Vidal	5	11	2.2	6	0
TOTAL	**33**	**152**	**4.6**	**34**	**2**

RECEIVING	NO	YDS	AVG	LG	TD
Keenan Allen	5	44	8.8	12	0
Quentin Johnston	4	104	26.0	50	1
Tre' Harris	4	54	13.5	23	0
Ladd McConkey	4	43	10.8	25t	1
Will Dissly	3	28	9.3	15	0
Omarion Hampton	1	10	10.0	10	0
KeAndre Lambert-Smith	1	10	10.0	10	0
Oronde Gadsden	1	7	7.0	7	0
TOTAL	**23**	**300**	**13.0**	**50**	**2**

DALLAS COWBOYS

PASSING	ATT	COM	YDS	SK/YD	TD	LG	INT	RTG
Dak Prescott	30	21	244	1/6	2	38t	0	116.5
Joe Milton	2	2	11	0/0	0	7	0	89.6
TOTAL	**32**	**23**	**255**	**1/6**	**2**	**38T**	**0**	**116.0**

RUSHING	ATT	YDS	AVG	LG	TD
Javonte Williams	9	34	3.8	8	0
Malik Davis	8	23	2.9	8	0
Dak Prescott	2	14	7.0	8	0
KaVontae Turpin	2	13	6.5	9	0
Joe Milton	1	7	7.0	7	0
Hunter Luepke	1	0	0.0	0	0
TOTAL	**23**	**91**	**4.0**	**9**	**0**

RECEIVING	NO	YDS	AVG	LG	TD
George Pickens	7	130	18.6	38t	1
CeeDee Lamb	6	51	8.5	18	0
Jake Ferguson	3	19	6.3	8	0
Ryan Flournoy	2	18	9.0	13	1
KaVontae Turpin	2	14	7.0	7	0
Javonte Williams	2	9	4.5	5	0
Hunter Luepke	1	14	14.0	14	0
TOTAL	**23**	**255**	**11.1**	**38T**	**2**

DRIVE CHARTS

WEEK 1: COWBOYS 20, EAGLES 24

SEPTEMBER 4, 2025

COWBOYS

#	RECD	LOST	POSS	OBTAINED	BEGAN	PLAYS	YDS	PEN	NET	1ST	ENDED	GIVEN UP
1	15:00	11:49	3:11	KO	DAL 47	6	53	0	53	4	PHI 1	TD
2	05:55	14:56	5:59	KO	DAL 12	9	64	24	88	5	PHI 1	TD
3	06:46	02:34	4:12	KO	DAL 31	10	31	15	46	3	PHI 23	Field Goal
4	00:51	00:00	0:51	KO	DAL 12	7	29	24	53	4	PHI 35	Field Goal
5	08:30	04:44	3:46	KO	DAL 29	9	64	-3	61	3	PHI 11	FUM
6	03:10	14:46	3:24	Punt	DAL 26	6	23	0	23	1	DAL 49	Punt
7	07:20	04:43	2:37	Punt	DAL 11	4	16	0	16	1	DAL 27	Punt
8	03:02	01:54	1:08	Punt	DAL 18	7	27	0	27	1	DAL 45	Downs

EAGLES

#	RECD	LOST	POSS	OBTAINED	BEGAN	PLAYS	YDS	PEN	NET	1ST	ENDED	GIVEN UP
1	11:49	05:55	5:54	KO	PHI 30	10	70	0	70	5	DAL 4	TD
2	14:56	06:46	8:10	KO	PHI 35	12	65	0	65	5	DAL 8	TD
3	02:34	00:51	1:43	KO	PHI 19	8	81	0	81	3	DAL 10	TD
4	15:00	08:30	6:30	KO	PHI 28	10	32	0	32	3	DAL 40	Field Goal
5	04:44	03:10	1:34	FUM	PHI 16	3	7	0	7	0	PHI 23	Punt
6	14:46	07:20	7:26	Punt	PHI 13	11	32	0	32	3	PHI 45	Punt
7	04:43	03:02	1:41	Punt	PHI 24	3	7	0	7	0	PHI 31	Punt
8	01:54	00:00	1:54	Downs	DAL 44	6	8	0	8	1	DAL 35	End Game

WEEK 2: COWBOYS 40, GIANTS 37

SEPTEMBER 14, 2025

COWBOYS

#	RECD	LOST	POSS	OBTAINED	BEGAN	PLAYS	YDS	PEN	NET	1ST	ENDED	GIVEN UP
1	06:11	04:47	1:24	KO	DAL 32	3	9	-5	4	0	DAL 36	Punt
2	01:05	14:09	1:56	KO	DAL 31	3	2	0	2	0	DAL 33	Punt
3	12:14	08:25	3:49	Punt	DAL 25	8	42	0	42	2	NYG 33	Field Goal
4	05:37	02:11	3:26	KO	DAL 36	8	49	15	64	5	NYG 10	TD
5	01:36	00:00	1:36	Punt	DAL 20	8	42	-15	27	2	NYG 48	End Half
6	15:00	14:42	0:18	KO	DAL 21	2	0	0	0	0	DAL 21	Int
7	10:20	07:20	3:00	Downs	DAL 10	6	53	37	90	5	NYG 30	TD
8	05:38	14:13	6:25	KO	DAL 18	11	38	18	56	3	NYG 26	Field Goal
9	12:07	06:14	5:53	KO	DAL 15	10	70	15	85	5	NYG 4	TD
10	02:44	00:52	1:52	KO	DAL 29	11	71	0	71	5	NYG 6	TD
11	00:25	00:00	0:25	KO	DAL 33	4	21	0	21	1	NYG 46	Field Goal
12	10:00	06:46	3:14	KO	DAL 19	6	23	0	23	2	DAL 42	Punt
13	04:52	02:49	2:03	Punt	DAL 38	3	15	-15	0	0	DAL 38	Punt
14	02:00	00:00	2:00	Int	DAL 30	4	42	0	42	2	NYG 28	Field Goal

GIANTS

#	RECD	LOST	POSS	OBTAINED	BEGAN	PLAYS	YDS	PEN	NET	1ST	ENDED	GIVEN UP
1	15:00	06:11	8:49	KO	NYG 20	16	110	-50	60	4	DAL 20	Field Goal
2	04:47	01:05	3:42	Punt	NYG 31	8	60	-5	55	2	DAL 14	Field Goal
3	14:09	12:14	1:55	Punt	NYG 19	3	6	0	6	0	NYG 25	Punt
4	08:25	05:37	2:48	KO	NYG 30	5	70	0	70	3	DAL 29	TD
5	02:11	01:36	0:35	KO	NYG 23	3	5	0	5	0	NYG 28	Punt
6	14:42	10:20	4:22	Int	DAL 40	8	30	0	30	2	DAL 10	Downs
7	07:20	05:38	1:42	KO	NYG 33	5	57	-5	52	1	DAL 15	Field Goal
8	14:13	12:07	2:06	KO	NYG 40	4	39	21	60	4	DAL 1	TD
9	06:14	02:44	3:30	KO	NYG 37	7	63	0	63	3	DAL 32	TD
10	00:52	00:25	0:27	KO	NYG 37	3	63	0	63	2	DAL 48	TD
11	06:46	04:52	1:54	Punt	NYG 14	4	7	0	7	1	NYG 21	Punt
12	02:49	02:00	0:49	Punt	NYG 34	2	-4	0	-4	0	NYG 30	Int

WEEK 3: COWBOYS 14, BEARS 31

SEPTEMBER 21, 2025

COWBOYS

#	RECD	LOST	POSS	OBTAINED	BEGAN	PLAYS	YDS	PEN	NET	1ST	ENDED	GIVEN UP
1	13:13	12:31	0:42	Punt	DAL 43	2	29	0	29	0		FUM
2	10:35	04:21	6:14	KO	DAL 20	11	46	0	46	3	CHI 34	Field Goal
3	04:10	13:49	5:21	KO	DAL 35	10	55	-5	50	3	CHI 15	Field Goal
4	12:09	07:57	4:12	Punt	DAL 43	7	52	5	57	4	CHI 2	TD
5	04:15	02:25	1:50	KO	DAL 24	3	6	0	6	0	DAL 30	Punt
6	00:25	00:00	0:25	KO	DAL 22	1	12	0	12	1	DAL 22	End Half
7	15:00	10:03	4:57	KO	DAL 28	7	18	0	18	2	DAL 46	Punt
8	00:09	13:32	1:37	KO	DAL 34	4	35	-5	30	2	CHI 36	Int
9	08:58	04:47	4:11	Punt	DAL 8	15	85	6	91	5	CHI 1	Int
10	04:21	00:52	3:29	Punt	DAL 32	9	58	-5	53	3	CHI 15	Int

BEARS

#	RECD	LOST	POSS	OBTAINED	BEGAN	PLAYS	YDS	PEN	NET	1ST	ENDED	GIVEN UP
1	15:00	13:13	1:47	KO	CHI 19	3	-2	0	-2	0	CHI 17	Punt
2	12:31	10:35	1:56	FUM	CHI 24	5	71	5	76	3	DAL 35	TD
3	04:21	04:10	0:11	KO	CHI 35	1	65	0	65	1	CHI 35	TD
4	13:49	12:09	1:40	KO	CHI 35	3	11	-10	1	0	CHI 36	Punt
5	07:57	04:15	3:42	KO	CHI 35	8	59	-5	54	2	DAL 11	Field Goal
6	02:25	00:25	2:00	Punt	CHI 29	7	71	0	71	4	DAL 10	TD
7	10:03	00:09	9:54	Punt	CHI 24	19	76	0	76	7	DAL 4	TD
8	13:32	08:58	4:34	Int	CHI 27	7	29	0	29	2	DAL 44	Punt
9	04:47	04:21	0:26	Int	CHI 20	3	7	0	7	0	CHI 27	Punt
10	00:52	00:00	0:52	Int	CHI 20	2	-2	0	-2	0	CHI 19	End Game

WEEK 4: COWBOYS 40, PACKERS 40

SEPTEMBER 28, 2025

COWBOYS

#	RECD	LOST	POSS	OBTAINED	BEGAN	PLAYS	YDS	PEN	NET	1ST	ENDED	GIVEN UP
1	10:02	08:00	2:02	KO	DAL 28	3	6	0	6	0	DAL 34	Punt
2	04:14	01:18	2:56	Punt	DAL 11	5	20	-5	15	1	DAL 26	Punt
3	10:37	08:33	2:04	KO	DAL 12	3	9	-5	4	0	DAL 16	Punt
4	05:50	00:41	5:09	Punt	DAL 5	11	95	0	95	7	GB 2	TD
5	00:13	00:09	0:04	FUM	GB 15	1	15	0	15	1	GB 15	TD
6	15:00	12:33	2:27	KO	DAL 30	5	14	-5	9	1	DAL 39	Punt
7	07:08	00:34	6:34	KO	DAL 20	12	85	-5	80	6	GB 8	TD
8	11:39	04:50	6:49	KO	DAL 23	14	62	15	77	5	GB 1	TD
9	01:45	00:43	1:02	KO	DAL 46	4	54	0	54	2	GB 28	TD
10	10:00	04:40	5:20	KO	DAL 20	10	76	0	76	3	GB 4	Field Goal

PACKERS

#	RECD	LOST	POSS	OBTAINED	BEGAN	PLAYS	YDS	PEN	NET	1ST	ENDED	GIVEN UP
1	15:00	10:02	4:58	KO	GB 31	8	73	-4	69	3	DAL 2	TD
2	08:00	04:14	3:46	Punt	GB 15	7	46	-15	31	2	GB 46	Punt
3	01:18	10:37	5:41	Punt	GB 32	9	73	-5	68	5	DAL 1	TD
4	08:33	05:50	2:43	Punt	GB 40	5	0	15	15	1	DAL 45	Punt
5	00:41	00:13	0:28	KO	GB 20	4	0	-5	-5	1	GB 27	FUM
6	00:09	00:00	0:09	KO	GB 35	1	-1	0	-1	0	GB 35	End Half
7	12:33	07:08	5:25	Punt	GB 24	9	65	11	76	5	DAL 1	TD
8	00:34	11:39	3:55	KO	GB 30	8	65	5	70	4	DAL 18	TD
9	04:50	01:45	3:05	KO	GB 20	10	65	15	80	5	DAL 15	TD
10	00:43	00:00	0:43	KO	GB 26	7	39	0	39	2	DAL 35	Field Goal
11	04:40	00:00	4:40	KO	GB 20	13	64	0	64	4	DAL 16	Field Goal

DRIVE CHARTS

WEEK 5: COWBOYS 37, JETS 22

OCTOBER 5, 2025

COWBOYS

#	RECD	LOST	POSS	OBTAINED	BEGAN	PLAYS	YDS	PEN	NET	1ST	ENDED	GIVEN UP
1	07:43	04:57	2:46	KO	DAL 35	7	49	0	49	1	NYJ 16	Field Goal
2	02:50	11:40	6:10	Punt	DAL 10	13	85	5	90	6	NYJ 26	TD
3	09:42	08:04	1:38	Punt	DAL 29	3	1	0	1	0	DAL 30	Punt
4	02:18	00:57	1:21	FUM	DAL 9	7	90	1	91	6	NYJ 5	TD
5	00:29	00:15	0:14	Punt	DAL 33	2	67	0	67	2	NYJ 1	TD
6	15:00	13:24	1:36	KO	DAL 36	3	7	0	7	0	DAL 43	Punt
7	10:52	07:50	3:02	Punt	DAL 14	6	12	0	12	1	DAL 26	Punt
8	05:16	04:33	0:43	Downs	DAL 47	2	53	0	53	2	NYJ 43	TD
9	00:57	14:46	1:11	KO	DAL 35	3	4	0	4	0	DAL 39	Punt
10	13:45	12:09	1:36	Downs	DAL 29	3	3	0	3	0	DAL 32	Punt
11	07:56	04:31	3:25	KO	NYJ 46	8	46	0	46	4	NYJ 4	TD
12	01:42	00:00	1:42	KO	NYJ 45	3	-1	0	-1	0	NYJ 46	End Game

JETS

#	RECD	LOST	POSS	OBTAINED	BEGAN	PLAYS	YDS	PEN	NET	1ST	ENDED	GIVEN UP
1	15:00	07:43	7:17	KO	NYJ 27	13	59	7	66	3	DAL 7	Field Goal
2	04:57	02:50	2:07	KO	NYJ 26	5	31	0	31	2	DAL 43	Punt
3	11:40	09:42	1:58	KO	NYJ 40	3	-19	0	-19	0	NYJ 21	Punt
4	08:04	02:18	5:46	Punt	NYJ 33	8	69	-15	54	3	DAL 23	FUM
5	00:57	00:29	0:28	KO	NYJ 22	3	2	0	2	0	NYJ 24	Punt
6	00:15	00:00	0:15	KO	NYJ 25	1	-1	0	-1	0	NYJ 25	End Half
7	13:24	10:52	2:32	Punt	NYJ 24	4	10	0	10	1	NYJ 34	Punt
8	07:50	05:16	2:34	Punt	NYJ 33	6	20	0	20	1	DAL 47	Downs
9	04:33	00:57	3:36	KO	NYJ 26	6	39	5	44	3	DAL 30	Field Goal
10	14:46	13:45	1:01	Punt	NYJ 31	5	25	0	25	1	DAL 44	Downs
11	12:09	07:56	4:13	Punt	NYJ 22	10	73	5	78	6	DAL 1	TD
12	04:31	01:42	2:49	KO	NYJ 30	11	70	0	70	5	DAL 9	TD

WEEK 6: COWBOYS 27, PANTHERS 30

OCTOBER 12, 2025

COWBOYS

#	RECD	LOST	POSS	OBTAINED	BEGAN	PLAYS	YDS	PEN	NET	1ST	ENDED	GIVEN UP
1	15:00	13:17	1:43	KO	DAL 26	3	6	0	6	0	DAL 32	Punt
2	09:08	04:48	4:20	KO	DAL 27	10	68	0	68	3	CAR 5	Field Goal
3	02:05	14:56	2:09	Int	CAR 12	4	17	-5	12	1	CAR 3	TD
4	11:29	03:39	7:50	KO	DAL 23	13	70	7	77	5	CAR 19	TD
5	00:20	00:00	0:20	KO	DAL 20	1	-1	0	-1	0	DAL 20	End Half
6	13:19	09:44	3:35	KO	DAL 20	5	20	-5	15	1	DAL 35	Punt
7	05:28	02:38	2:50	Punt	DAL 27	6	58	15	73	3	CAR 34	TD
8	12:20	09:20	3:00	KO	DAL 30	10	61	0	61	2	CAR 9	Field Goal
9	08:18	06:07	2:11	Punt	DAL 46	3	-8	0	-8	0	DAL 38	Punt

PANTHERS

#	RECD	LOST	POSS	OBTAINED	BEGAN	PLAYS	YDS	PEN	NET	1ST	ENDED	GIVEN UP
1	13:17	09:08	4:09	Punt	CAR 24	8	63	0	63	3	DAL 13	Field Goal
2	04:48	02:05	2:43	KO	CAR 20	6	21	0	21	2	CAR 41	Int
3	14:56	11:29	3:27	KO	CAR 35	6	65	0	65	4	DAL 19	TD
4	03:39	00:20	3:19	KO	CAR 34	9	24	5	29	3	DAL 37	Field Goal
5	15:00	13:19	1:41	KO	CAR 20	4	80	0	80	3	DAL 36	TD
6	09:44	05:28	4:16	Punt	CAR 7	6	25	0	25	2	CAR 32	Punt
7	02:38	12:20	5:18	KO	CAR 35	10	65	0	65	5	DAL 2	TD
8	09:20	08:18	1:02	KO	CAR 18	3	3	-5	-2	0	CAR 16	Punt
9	06:07	00:00	6:07	Punt	CAR 14	15	59	12	71	5	DAL 15	Field Goal

WEEK 7: COWBOYS 44, COMMANDERS 22

OCTOBER 19, 2025

COWBOYS

#	RECD	LOST	POSS	OBTAINED	BEGAN	PLAYS	YDS	PEN	NET	1ST	ENDED	GIVEN UP
1	15:00	13:05	1:55	KO	DAL 34	5	29	37	66	3	WAS 2	TD
2	11:35	11:23	0:12	Punt	DAL 1	1	-1	0	-1	0	DAL 1	Safety
3	07:38	06:14	1:24	KO	DAL 40	5	31	0	31	1	WAS 29	Field Goal
4	04:38	04:27	0:11	Punt	DAL 26	1	74	0	74	1	DAL 26	TD
5	02:06	14:10	2:56	Punt	DAL 20	6	21	0	21	1	DAL 41	Punt
6	10:56	07:22	3:34	Downs	DAL 46	8	31	-20	11	1	WAS 43	Field Goal
7	05:29	01:56	3:33	Punt	DAL 27	6	11	0	11	1	DAL 38	Punt
8	00:45	00:10	0:35	KO	DAL 28	4	72	0	72	3	WAS 2	TD
9	11:47	07:44	4:03	FUM	DAL 45	9	55	0	55	4	WAS 5	TD
10	02:35	12:45	4:50	KO	DAL 33	9	38	18	56	3	WAS 11	Field Goal
11	10:26	06:50	3:36	Downs	DAL 36	4	25	-10	15	1	WAS 49	Punt
12	04:32	00:00	4:32	Punt	DAL 25	7	21	0	21	2	DAL 47	End Game

COMMANDERS

#	RECD	LOST	POSS	OBTAINED	BEGAN	PLAYS	YDS	PEN	NET	1ST	ENDED	GIVEN UP
1	13:05	11:35	1:30	KO	WAS 39	3	7	-5	2	0	WAS 41	Punt
2	11:23	07:38	3:45	KO	WAS 35	7	65	0	65	3	DAL 5	TD
3	06:14	04:38	1:36	KO	WAS 13	3	9	0	9	0	WAS 22	Punt
4	04:27	02:06	2:21	KO	WAS 28	6	19	0	19	1	WAS 47	Punt
5	14:10	10:56	3:14	Punt	WAS 10	7	44	0	44	1	DAL 46	Downs
6	07:22	05:29	1:53	KO	WAS 10	3	13	-10	3	0	WAS 13	Punt
7	01:56	00:45	1:11	Punt	WAS 32	7	58	10	68	6	DAL 1	TD
8	00:10	00:00	0:10	KO	WAS 26	1	-1	0	-1	0	WAS 26	End Half
9	15:00	11:47	3:13	KO	WAS 35	7	22	0	22	2	DAL 39	FUM
10	07:44	05:31	2:13	KO	WAS 40	4	27	-5	22	1	DAL 38	Int
11	05:31	02:35	2:56	KO	WAS 47	7	44	9	53	3	DAL 3	TD
12	12:45	10:26	2:19	KO	WAS 28	6	36	0	36	1	DAL 36	Downs
13	06:50	04:32	2:18	Punt	WAS 8	3	-2	0	-2	0	WAS 6	Punt

WEEK 8: COWBOYS 24, BRONCOS 44

OCTOBER 26, 2025

COWBOYS

#	RECD	LOST	POSS	OBTAINED	BEGAN	PLAYS	YDS	PEN	NET	1ST	ENDED	GIVEN UP
1	13:35	10:34	3:01	Int	DAL 48	8	51	-5	46	2	DEN 6	Field Goal
2	08:13	05:43	2:30	KO	DAL 27	3	-3	-5	-8	0	DAL 19	Punt
3	03:04	14:49	3:15	KO	DAL 34	7	24	-10	14	2	DAL 48	Punt
4	13:44	07:29	6:15	Punt	DAL 41	11	58	1	59	5	DEN 1	TD
5	03:47	02:14	1:33	KO	DAL 20	3	9	0	9	0	DAL 29	Punt
6	00:39	00:14	0:25	KO	DAL 35	3	13	0	13	1	DAL 48	Int
7	15:00	08:10	6:50	KO	DAL 35	13	65	0	65	6	DEN 1	TD
8	06:02	03:18	2:44	KO	DAL 35	5	4	5	9	1	DAL 44	Punt
9	12:48	10:15	2:33	KO	DAL 28	7	49	12	61	4	DEN 11	Int
10	07:14	04:44	2:30	KO	DAL 35	6	65	0	65	3	DEN 35	TD
11	02:24	00:28	1:56	Punt	DAL 29	3	4	0	4	0	DAL 33	Punt

BRONCOS

#	RECD	LOST	POSS	OBTAINED	BEGAN	PLAYS	YDS	PEN	NET	1ST	ENDED	GIVEN UP
1	15:00	13:35	1:25	KO	DEN 28	3	18	0	18	1	DEN 46	Int
2	10:34	08:13	2:21	KO	DEN 26	5	69	5	74	2	DAL 40	TD
3	05:43	03:04	2:39	Punt	DEN 38	4	72	-10	62	4	DAL 25	TD
4	14:49	13:44	1:05	Punt	DEN 10	3	2	0	2	0	DEN 12	Punt
5	07:29	03:47	3:42	KO	DEN 35	6	32	33	65	4	DAL 1	TD
6	02:14	00:39	1:35	Punt	DEN 28	7	72	0	72	4	DAL 24	TD
7	00:14	00:00	0:14	Int	DEN 22	1	-1	0	-1	0	DEN 22	End Half
8	08:10	06:02	2:08	KO	DAL 46	5	32	-10	22	1	DAL 24	Field Goal
9	03:18	12:48	5:30	Punt	DEN 16	12	84	0	84	5	DAL 7	TD
10	10:15	07:14	3:01	Int	DEN 45	8	38	17	55	4	DAL 5	TD
11	04:44	02:24	2:20	KO	DEN 29	3	9	0	9	0	DEN 38	Punt
12	00:28	00:00	0:28	Punt	DEN 9	1	-1	0	-1	0	DEN 9	End Game

DRIVE CHARTS

WEEK 9: COWBOYS 17, CARDINALS 27

NOVEMBER 3, 2025

COWBOYS

#	RECD	LOST	POSS	OBTAINED	BEGAN	PLAYS	YDS	PEN	NET	1ST	ENDED	GIVEN UP
1	15:00	10:32	4:28	KO	DAL 34	10	55	0	55	4	ARI 4	Downs
2	03:38	02:02	1:36	KO	DAL 23	3	3	-15	-12	0	DAL 11	Punt
3	12:17	06:30	5:47	KO	DAL 26	11	52	-10	42	3	ARI 42	FUM
4	00:49	00:00	0:49	KO	DAL 38	5	12	0	12	1		Missed FG
5	12:48	07:15	5:33	KO	DAL 27	12	65	0	65	4	ARI 8	Field Goal
6	02:31	14:54	2:37	KO	DAL 27	7	52	0	52	2	ARI 21	Downs
7	12:52	10:51	2:01	Punt	DAL 22	7	78	0	78	5	ARI 5	TD
8	07:11	04:34	2:37	Punt	DAL 37	8	41	-15	26	3	ARI 37	FUM
9	02:31	01:19	1:12	Downs	DAL 37	4	-18	0	-18	0	DAL 19	Int

CARDINALS

#	RECD	LOST	POSS	OBTAINED	BEGAN	PLAYS	YDS	PEN	NET	1ST	ENDED	GIVEN UP
1	10:32	03:38	6:54	Downs	ARI 11	15	55	5	60	4	DAL 29	Field Goal
2	02:02	12:17	4:45	Punt	DAL 47	8	47	0	47	4	DAL 4	TD
3	06:30	03:58	2:32	FUM	ARI 24	5	12	0	12	1	ARI 36	Blocked Punt
4	03:58	00:49	3:09	KO	ARI 26	11	74	0	74	6	DAL 1	TD
5	15:00	12:48	2:12	KO	ARI 26	3	79	-5	74	3	DAL 12	TD
6	07:15	02:31	4:44	KO	ARI 39	9	45	0	45	3	DAL 16	Field Goal
7	14:54	12:52	2:02	Downs	ARI 22	3	-1	0	-1	0	ARI 21	Punt
8	10:51	07:11	3:40	KO	ARI 33	5	1	-5	-4	1	ARI 29	Punt
9	04:34	02:31	2:03	FUM	ARI 37	6	27	0	27	1	DAL 36	Downs
10	01:19	00:00	1:19	Int	ARI 41	2	-1	0	-1	0	ARI 41	End Game

WEEK 11: COWBOYS 33, RAIDERS 16

NOVEMBER 17, 2025

COWBOYS

#	RECD	LOST	POSS	OBTAINED	BEGAN	PLAYS	YDS	PEN	NET	1ST	ENDED	GIVEN UP
1	15:00	13:21	1:39	KO	DAL 26	3	6	0	6	0	DAL 32	Punt
2	10:27	09:11	1:16	Punt	DAL 4	3	11	0	11	1	DAL 16	FUM
3	07:55	05:36	2:19	KO	DAL 31	7	37	0	37	2	LV 32	Field Goal
4	02:02	14:51	2:11	KO	DAL 32	6	68	0	68	4	LV 18	TD
5	11:49	05:16	6:33	Punt	DAL 21	12	79	0	79	5	LV 5	TD
6	02:24	01:10	1:14	Int	DAL 31	4	52	17	69	3	LV 37	TD
7	13:26	06:19	7:07	Punt	DAL 20	12	80	0	80	6	LV 2	TD
8	13:22	11:43	1:39	KO	DAL 43	3	3	0	3	0	DAL 46	Punt
9	11:39	03:56	7:43	KO	LV 38	12	49	-15	34	3	LV 4	Downs
10	02:31	00:36	1:55	Downs	LV 6	4	-4	3	-1	0	LV 6	Downs

RAIDERS

#	RECD	LOST	POSS	OBTAINED	BEGAN	PLAYS	YDS	PEN	NET	1ST	ENDED	GIVEN UP
1	13:21	10:27	2:54	Punt	LV 31	4	22	0	22	1	DAL 47	Punt
2	09:11	07:55	1:16	FUM	DAL 15	4	-2	0	-2	0	DAL 17	Field Goal
3	05:36	02:02	3:34	KO	LV 27	7	46	0	46	3	DAL 27	Field Goal
4	14:51	11:49	3:02	KO	LV 31	7	14	-5	9	2	LV 40	Punt
5	05:16	02:24	2:52	KO	LV 22	7	47	0	47	3	DAL 31	Int
6	01:10	00:00	1:10	KO	LV 30	9	40	10	50	3	DAL 20	Field Goal
7	15:00	13:26	1:34	KO	LV 32	3	4	0	4	0	LV 36	Punt
8	06:19	13:22	7:57	KO	LV 38	14	66	-4	62	5	DAL 6	TD
9	11:43	11:39	0:04	Punt	LV 2	1	-1	-1	-2	0	LV 1	Safety
10	03:56	02:31	1:25	Downs	LV 5	4	1	0	1	0	LV 14	Downs
11	00:36	00:00	0:36	Downs	LV 7	1	-1	0	-1	0	LV 7	End Game

WEEK 12: COWBOYS 24, EAGLES 21

NOVEMBER 23, 2025

COWBOYS

#	RECD	LOST	POSS	OBTAINED	BEGAN	PLAYS	YDS	PEN	NET	1ST	ENDED	GIVEN UP
1	15:00	11:51	3:09	KO	DAL 28	6	22	0	22	1		Downs
2	08:41	07:05	1:36	KO	DAL 19	3	4	5	9	1	DAL 28	Punt
3	00:57	14:42	1:15	KO	DAL 35	5	34	0	34	2	PHI 31	FUM
4	11:32	05:01	6:31	KO	DAL 40	11	64	-9	55	4	PHI 5	Int
5	02:52	00:21	2:31	Punt	DAL 28	6	87	-15	72	4	PHI 1	TD
6	13:33	11:25	2:08	Punt	DAL 8	3	-1	5	4	0	DAL 12	Punt
7	09:16	06:34	2:42	Punt	DAL 4	8	63	0	63	3	PHI 33	Missed FG
8	04:18	02:02	2:16	Punt	DAL 11	7	73	16	89	5	PHI 4	TD
9	13:09	11:40	1:29	Missed FG	DAL 46	3	54	0	54	2	PHI 8	TD
10	07:28	05:09	2:19	FUM	DAL 33	5	17	-10	7	1	DAL 40	Punt
11	05:09	03:38	1:31	FUM	PHI 8	4	7	0	7	0	PHI 1	Downs
12	01:35	00:00	1:35	Punt	DAL 27	9	49	0	49	2	PHI 24	Field Goal

EAGLES

#	RECD	LOST	POSS	OBTAINED	BEGAN	PLAYS	YDS	PEN	NET	1ST	ENDED	GIVEN UP
1	11:51	08:41	3:10	Downs		7	50	0	50	3	DAL 16	TD
2	07:05	00:57	6:08	Punt	PHI 24	12	61	15	76	5	DAL 7	TD
3	14:42	11:32	3:10	FUM	PHI 34	6	76	-10	66	4	DAL 1	TD
4	05:01	02:52	2:09	Int	PHI 20	3	8	-10	-2	0	PHI 18	Punt
5	00:21	00:00	0:21	KO	PHI 28	1	1	0	1	0	PHI 28	End Half
6	15:00	13:33	1:27	KO	PHI 32	3	8	-5	3	0	PHI 35	Punt
7	11:25	09:16	2:09	Punt	PHI 30	6	18	0	18	1	PHI 48	Punt
8	06:34	04:18	2:16	Missed FG	PHI 41	3	7	0	7	0	PHI 48	Punt
9	02:02	13:09	3:53	KO	PHI 32	7	45	-15	30	2	DAL 38	Missed FG
10	11:40	07:28	4:12	KO	PHI 31	6	43	-10	33	2	DAL 38	FUM
11	03:38	01:35	2:03	Downs	PHI 2	5	22	-5	17	2	PHI 19	Punt

WEEK 13: COWBOYS 31, CHIEFS 28

NOVEMBER 27, 2025

COWBOYS

#	RECD	LOST	POSS	OBTAINED	BEGAN	PLAYS	YDS	PEN	NET	1ST	ENDED	GIVEN UP
1	15:00	13:40	1:20	KO	DAL 27	3	6	0	6	0	DAL 33	Int
2	13:04	06:50	6:14	KO	DAL 25	12	80	-5	75	5	KC 15	TD
3	00:01	10:22	4:39	KO	DAL 16	10	53	0	53	3	KC 31	Field Goal
4	06:03	03:10	2:53	Punt	DAL 15	8	85	0	85	3	KC 43	TD
5	00:12	00:00	0:12	Punt	DAL 14	1	8	0	8	0	DAL 14	End Half
6	12:18	10:51	1:27	Punt	DAL 3	3	8	0	8	0	DAL 11	Punt
7	07:05	04:09	2:56	Punt	DAL 4	7	46	32	78	3	KC 18	Field Goal
8	14:51	11:15	3:36	KO	DAL 32	8	68	0	68	4	KC 3	TD
9	09:26	05:16	4:10	Punt	DAL 10	8	82	0	82	2	KC 8	Field Goal
10	03:27	00:00	3:27	KO	DAL 32	8	22	17	39	3	KC 28	End Game

CHIEFS

#	RECD	LOST	POSS	OBTAINED	BEGAN	PLAYS	YDS	PEN	NET	1ST	ENDED	GIVEN UP
1	13:40	13:04	0:36	Int	DAL 37	2	37	0	37	2	DAL 27	TD
2	06:50	00:01	6:49	KO	KC 28	12	72	0	72	5	DAL 2	TD
3	10:22	06:03	4:19	KO	KC 24	7	39	-10	29	2	DAL 47	Punt
4	03:10	00:12	2:58	KO	KC 32	8	21	-5	16	2	KC 48	Punt
5	15:00	12:18	2:42	KO	KC 46	3	15	-10	5	0	DAL 49	Punt
6	10:51	07:05	3:46	Punt	KC 37	7	19	0	19	1	DAL 44	Punt
7	04:09	14:51	4:18	KO	KC 20	11	80	0	80	4	DAL 3	TD
8	11:15	09:26	1:49	KO	KC 39	3	12	-10	2	0	KC 41	Punt
9	05:16	03:27	1:49	KO	KC 33	7	67	0	67	3	DAL 10	TD

DRIVE CHARTS

WEEK 14: COWBOYS 30, LIONS 44

DECEMBER 4, 2025

COWBOYS

#	RECD	LOST	POSS	OBTAINED	BEGAN	PLAYS	YDS	PEN	NET	1ST	ENDED	GIVEN UP
1	10:46	08:07	2:39	KO	DAL 32	8	29	0	29	2	DET 39	Field Goal
2	07:07	05:24	1:43	Punt	DAL 5	3	-4	0	-4	0	DAL 1	Punt
3	02:14	09:23	7:51	KO	DAL 30	16	46	0	46	4	DET 24	Field Goal
4	08:21	06:15	2:06	Punt	DAL 21	4	29	0	29	1	DAL 47	FUM
5	04:27	00:50	3:37	KO	DAL 20	9	58	-15	43	2	DET 37	Field Goal
6	15:00	14:48	0:12	KO	DAL 30	1	0	0	0	0	DAL 30	Int
7	14:14	10:41	3:33	KO	DAL 35	9	60	5	65	5	DET 1	TD
8	05:45	02:49	2:56	Missed FG	DAL 42	6	33	-20	13	1	DET 45	Field Goal
9	11:50	09:52	1:58	KO	DAL 30	4	70	0	70	3	DET 42	TD
10	07:17	03:42	3:35	KO	DAL 33	13	56	0	56	4	DET 11	Field Goal
11	02:19	01:06	1:13	KO	DAL 31	8	40	0	40	3	DET 29	Int

LIONS

#	RECD	LOST	POSS	OBTAINED	BEGAN	PLAYS	YDS	PEN	NET	1ST	ENDED	GIVEN UP
1	15:00	10:46	4:14	KO	DET 36	8	44	0	44	2	DAL 20	Field Goal
2	08:07	07:07	1:00	KO	DET 47	3	2	0	2	0	DET 49	Punt
3	05:24	02:14	3:10	Punt	DAL 42	6	47	-5	42	3	DAL 1	TD
4	09:23	08:21	1:02	KO	DET 29	3	13	-5	8	0	DET 37	Punt
5	06:15	04:27	1:48	FUM	DET 47	4	68	-15	53	2	DAL 35	TD
6	00:50	00:00	0:50	KO	DET 26	6	31	14	45	2	DAL 29	Field Goal
7	14:48	14:14	0:34	Int	DAL 14	2	14	0	14	1	DAL 12	TD
8	10:41	05:45	4:56	KO	DET 32	9	34	0	34	2	DAL 34	Missed FG
9	02:49	11:50	5:59	KO	DET 32	10	60	-20	40	3	DAL 28	Field Goal
10	09:52	07:17	2:35	KO	DET 41	5	46	13	59	3	DAL 10	TD
11	03:42	02:19	1:23	KO	DET 49	3	51	0	51	2	DAL 13	TD
12	01:06	00:00	1:06	Int	DET 14	2	-2	0	-2	0	DET 13	End Game

WEEK 15: COWBOYS 26, VIKINGS 34

DECEMBER 14, 2025

COWBOYS

#	RECD	LOST	POSS	OBTAINED	BEGAN	PLAYS	YDS	PEN	NET	1ST	ENDED	GIVEN UP
1	14:02	08:23	5:39	Int	MIN 35	11	35	0	35	4	MIN 1	TD
2	04:31	03:08	1:23	Punt	DAL 3	3	8	0	8	0	DAL 11	Punt
3	02:35	14:52	2:43	KO	DAL 27	6	61	12	73	5	MIN 1	TD
4	09:28	05:51	3:37	KO	DAL 43	8	24	0	24	1	MIN 33	Missed FG
5	01:48	00:03	1:45	KO	DAL 40	10	41	0	41	3	MIN 19	Field Goal
6	15:00	11:14	3:46	KO	DAL 42	7	50	0	50	2	MIN 8	Field Goal
7	10:10	04:50	5:20	Punt	DAL 10	9	77	-10	67	3	MIN 23	Field Goal
8	01:12	12:20	3:52	KO	DAL 35	8	24	0	24	2	MIN 41	Missed FG
9	09:12	05:30	3:42	KO	DAL 10	8	61	-10	51	3	MIN 45	Downs
10	01:08	00:19	0:49	KO	DAL 35	5	42	0	42	2	MIN 23	Field Goal

VIKINGS

#	RECD	LOST	POSS	OBTAINED	BEGAN	PLAYS	YDS	PEN	NET	1ST	ENDED	GIVEN UP
1	15:00	14:02	0:58	KO	MIN 32	2	6	0	6	0	MIN 38	Int
2	08:23	04:31	3:52	KO	MIN 14	5	18	0	18	1	MIN 32	Punt
3	03:08	02:35	0:33	Punt	MIN 47	2	38	15	53	3	DAL 20	TD
4	14:52	09:28	5:24	KO	MIN 25	10	80	-5	75	3	DAL 1	TD
5	05:51	01:48	4:03	Missed FG	MIN 41	8	38	10	48	3	DAL 11	Field Goal
6	00:03	00:00	0:03	KO		0	0	0	0	0		End Half
7	11:14	10:10	1:04	KO	MIN 42	3	1	0	1	0	MIN 43	Punt
8	04:50	01:12	3:38	KO	MIN 27	8	70	3	73	5	DAL 1	TD
9	12:20	09:12	3:08	Missed FG	MIN 49	5	51	0	51	4	DAL 4	TD
10	05:30	01:08	4:22	Downs	MIN 39	10	26	0	26	2	DAL 35	Field Goal
11	00:19	00:00	0:19	KO	DAL 45	1	-1	0	-1	0	DAL 45	End Game

WEEK 16: COWBOYS 17, CHARGERS 34

DECEMBER 21, 2025

COWBOYS

#	RECD	LOST	POSS	OBTAINED	BEGAN	PLAYS	YDS	PEN	NET	1ST	ENDED	GIVEN UP
1	15:00	10:20	4:40	KO	DAL 21	10	79	0	79	4	LAC 5	TD
2	06:43	14:04	7:39	KO	DAL 29	16	66	-10	56	5	LAC 15	Field Goal
3	09:45	08:08	1:37	KO	DAL 20	4	65	15	80	3	LAC 38	TD
4	00:19	00:00	0:19	KO	DAL 25	2	1	0	1	0	DAL 32	End Half
5	11:51	09:04	2:47	KO	DAL 20	6	21	0	21	1	DAL 41	Punt
6	07:25	02:15	5:10	Punt	DAL 19	9	70	-5	65	3	LAC 16	Downs
7	08:57	06:57	2:00	KO	DAL 33	6	18	-5	13	1	DAL 46	Downs
8	04:48	04:00	0:48	KO	DAL 35	3	18	0	18	1	DAL 46	FUM
9	00:33	00:00	0:33	Downs	DAL 30	1	2	0	2	0	DAL 30	End Game

CHARGERS

#	RECD	LOST	POSS	OBTAINED	BEGAN	PLAYS	YDS	PEN	NET	1ST	ENDED	GIVEN UP
1	10:20	06:43	3:37	KO	LAC 35	6	65	0	65	3	DAL 23	TD
2	14:04	09:45	4:19	KO	LAC 13	7	87	0	87	5	DAL 25	TD
3	08:08	00:19	7:49	KO	LAC 19	16	81	0	81	7	DAL 1	TD
4	15:00	11:51	3:09	KO	LAC 24	6	57	0	57	1	DAL 19	Field Goal
5	09:04	07:25	1:39	Punt	LAC 17	3	9	0	9	0	LAC 26	Punt
6	02:15	08:57	8:18	Downs	LAC 16	14	95	-19	76	4	DAL 8	Field Goal
7	06:57	04:48	2:09	Downs	DAL 46	6	46	0	46	3	DAL 5	TD
8	04:00	00:33	3:27	FUM	DAL 42	6	12	0	12	1	DAL 28	Downs

NON-MEDIA GUIDE BIOS

2025 NON-MEDIA GUIDE BIOS

COREY BALLENTINE

36 • Defensive Back

5-11 • 196 • 4/13/96
Washburn • FA-'25
NFL: 7th Year • Cowboys: 1st Year
Games/Starts: 2024-15/1; Career-71/11
Postseason: 2024-1/0; Career-3/0

PRO: The Dallas Cowboys signed Corey Ballentine to the practice squad in Week Four of the season, looking to add another depth piece to the secondary. Ballentine, originally drafted in the sixth round (180th overall) by the New York Giants in the 2019 NFL Draft, has seen action in 71 career games with 11 starts, totaling 57 tackles and one interception through seven seasons.

TRANSACTION SUMMARY:

9/25/25: Signed to Dallas' practice squad.
8/4/25: Signed with Green Bay, released (8/26) and signed to New England's practice squad (9/6). Released by New England (9/23).
3/14/25: Signed a one-year contract with Indianapolis and released (8/1).
3/12/24: Re-signed with Green Bay.
10/25/23: Signed to Green Bay's active roster.
3/20/23: Re-signed with Green Bay, released (8/29) and signed to its practice squad (8/30).
11/12/22: Signed to Green Bay's active roster.
9/20/22: Released by Arizona and signed to Green Bay's practice squad (9/28).
1/12/22: Signed with Atlanta as a Future, released (8/30) and signed to Arizona's practice squad (9/7).
11/19/21: Released by Detroit and signed to its practice squad (11/23).
9/15/21: Waived by the New York Jets and claimed by Detroit (9/16).
11/10/20: Waived by the New York Giants and claimed by the New York Jets (11/11).
4/27/19: Drafted in the sixth round (180th overall) by the New York Giants.

2025 (Indianapolis/Green Bay/New England/Dallas):

- Attended training camp with Indianapolis before being released in August and signed with Green Bay.
- Released by Green Bay at the roster cutdown date and signed to New England's practice squad before being signed to Dallas' practice squad in late September.

2024 (Green Bay):

- Played in 15 games with one start, posting two tackles.
- Appeared in the Wild Card playoff game at Philadelphia (1/12/25).

2023 (Green Bay):

- Attended training camp with Green Bay before being released at the roster cutdown date and signed to its practice squad.
- Signed to Green Bay's active roster in October.
- Saw action in 14 games with six starts, racking up 39 tackles and one interception.
- Recorded his first-career interception at Minnesota (12/31).
- Played in the Wild Card playoff game at Dallas (1/14/24) and the Divisional Game at San Francisco (1/20/24), totaling five tackles.

2022 (Atlanta/Arizona/Green Bay):

- Signed with Atlanta and attended training camp before being released at the roster cutdown date and signed to Arizona's practice squad.
- Signed to Green Bay's practice squad in September and later signed to active roster in November.
- Appeared in eight games, tallying one tackle.

2021 (N.Y. Jets/Detroit):

- Attended training camp with the N.Y. Jets before being waived in September and later claimed by Detroit..
- Saw action in four games on special teams for Detroit.

2020 (N.Y. Giants/NY Jets):

- Appeared in nine games with two starts for the N.Y. Giants before being waived and claimed by the N.Y. Jets.
- Played in six games for the N.Y. Jets.

2019 (N.Y. Giants):

- Saw action in 13 games with two starts during his rookie campaign, totaling 25 tackles.
- Earned his first-career start at the N.Y. Jets (11/10), recording two tackles.

Corey Ballentine, cont.

COLLEGE:

- Played in 46 games, amassing 186 tackles, 10 tackles for loss, four forced fumbles, three fumble recoveries and five interceptions over five seasons at Washburn.
- In 2018 saw action in eight games, totaling 50 tackles, three interceptions and two forced fumbles. Earned second-team All-America honors.
- Appeared in six games as a junior in 2017, recording 54 tackles and averaged 30.6 yards per kickoff return, fifth in the nation, on his way to first-team All-MIAA recognition.
- Saw action in nine games as a sophomore in 2016, racking 65 tackles and 6.5 tackles for loss on his way to All-MIAA honors.
- In 2015 appeared in all 11 games as a redshirt freshman, posting 17 tackles.
- Redshirted his true freshman season in 2014.

PERSONAL:

- Attended Shawnee Heights High School in Tecumseh, Kan., where he played football his junior and senior years.
- Also competed in track and field, winning the 4x400 relay state championship as a sophomore and finishing second in the 4x100m relay as junior.
- Holds the Washburn record for the indoor 60-meter and 200-meter and the outdoor 100-meter and 200-meter.
- Majored in business at Washburn.

BALLENTINE'S NFL TOTALS

		DEFENSE								INTERCEPTIONS					FUMBLES REC				
Year Team	GP-GS	ST	AT	TT	Sks-Yds	Tkl/Ls	QBH	PBU	FF	No	Yds	Avg	Lg	TD	No	Yds	Avg	Lg	TD
2019 N.Y. Giants	13-2	20	5	25	0.0(0)	0(0)	1	2	0	0	0	0.0	0	0	0	0	0.0	0	0
2020 N.Y. Giants	9-2	8	2	10	0.0(0)	0(0)	0	0	0	0	0	0.0	0	0	0	0	0.0	0	0
N.Y. Jets	6-0	0	0	0	0.0(0)	0(0)	0	0	0	0	0	0.0	0	0	0	0	0.0	0	0
2021 Detroit	16-16	4	0	4	0.0(0)	0(0)	0	0	0	0	0	0.0	0	0	0	0	0.0	0	0
2022 Green Bay	13-13	8	0	8	0.0(0)	0(0)	0	0	1	0	0	0.0	0	0	0	0	0.0	0	0
2023 Green Bay	16-16	27	12	39	0.0(0)	0(0)	0	7	0	1	0	0.0	0	0	0	0	0.0	0	0
2024 Green Bay	17-17	2	0	2	0.0(0)	0(0)	0	0	1	0	0	0.0	0	0	0	0	0.0	0	0
Totals	**71-11**	**57**	**20**	**77**	**0.0(0)**	**0(0)**	**1**	**9**	**2**	**1**	**0**	**0.0**	**0**	**0**	**0**	**0**	**0.0**	**0**	**0**
Playoffs																			
2023 Green Bay	2-0	4	1	5	0.0(0)	0(0)	0	0	0	0	0	0.0	0	0	0	0	0.0	0	0
2024 Green Bay	1-0	0	0	1	0.0(0)	0(0)	0	0	0	0	0	0.0	0	0	0	0	0.0	0	0
Totals	**3-0**	**4**	**1**	**6**	**0.0(0)**	**0(0)**	**0**	**0**	**0**	**0**	**0**	**0.0**	**0**	**0**	**0**	**0**	**0.0**	**0**	**0**

TRIKWEZE BRIDGES (TRY-kwez)

25 • Cornerback

6-2 • 200 • 9/20/00
Florida • W(LAC)-'25
NFL: Rookie • Cowboys: Rookie

PRO: The Dallas Cowboys claimed Trikweze Bridges off waivers after the final cuts, adding a young and talented player to their secondary. Bridges, originally drafted in the seventh round (256th overall) by the Los Angeles Chargers, comes to Dallas hoping to find a role with Dallas' defense.

TRANSACTION SUMMARY:

8/26/25: Waived by the LA Chargers and claimed off waivers by Dallas (8/27).
4/26/25: Drafted in the seventh round (256th overall) by the LA Chargers.

2025 (LA Chargers/Dallas):

- Attended training camp with the LA Chargers before being waived at the roster cutdown date and claimed by Dallas.

COLLEGE:

- Transferred to Florida from Oregon in 2024, playing in all 13 games as a super senior and leading the Gators with 70 tackles, two interceptions and two forced fumbles.
- Saw action in 47 games with 17 starts through five seasons at Oregon (2019-23), amassing 93 tackles, four interceptions and two forced fumbles.
- Appeared in all 13 games with one start in 2023, recording 16 tackles.
- In 2022 started all 13 games, posting 49 tackles, three interceptions and a forced fumble as a junior.
- Played in all 14 games with three starts in 2021, totaling 26 tackles, an interception and one forced fumble.
- In 2020 saw action in all seven games during the COVID-19-shortened season, tallying two tackles.
- Redshirted his true freshman season in 2019 after appearing in one game.

PERSONAL:

- Rated a four-star prospect out of Lanett, Ala., High School, setting state records for interceptions (36) and interceptions returned for touchdowns (13) on his way to three all-state selections. Led his team to the quarterfinals with 89 tackles, four tackles for loss and nine interceptions as a senior in 2018.

GERON CHRISTIAN (JAIR-in)

79 • Tackle

6-5 • 315 • 9/10/96
Louisville • FA-'25
NFL: 8th Year • Cowboys: 1st Year
Games/Starts: 2024-5/0; Career-63/25
Postseason: 2024-0/0; Career-1/1



PRO: The Dallas Cowboys signed Geron Christian midway through training camp to add a veteran, experienced player in the offensive line room. Christian, originally drafted in the third round (74th overall) by Washington in the 2018 NFL Draft, has seen action in 63 career games with 25 starts through seven NFL seasons. He was waived after training camp but signed to the Cowboys practice squad.

TRANSACTION SUMMARY:

8/2/25: Signed with Dallas, released (8/26) and signed to Dallas' practice squad (8/27).
11/19/24: Signed to Cleveland's active roster.
8/27/24: Released by Tennessee, signed with the LA Rams (9/11), released (10/15) and signed to the Rams practice squad (10/17).
6/12/24: Signed a one-year contract with Tennessee.
10/10/23: Released by Houston, signed to Cleveland's practice squad (10/31) and activated (11/7).
3/16/23: Re-signed with Miami, released (8/28) and signed to Houston's practice squad (9/27).
1/4/23: Waived by Kansas City and claimed off waivers by Miami (1/5).
3/24/22: Signed a one-year contract with Kansas City.
5/20/21: Waived by Washington and claimed by Houston (5/21).
11/19/20: Placed on Reserve/Injured with a knee injury.
11/12/18: Placed on Reserve/Injured with a knee injury.
4/27/18: Drafted in the third round (74th overall) by Washington.

2024 (Tennessee/LA Rams):

- Signed a one-year contract with Tennessee and attended training camp before being released at the roster cut down date.
- Signed with the LA Rams in September, released in October and signed to the Rams practice squad, appearing in one game as a practice squad elevation.
- Signed with Cleveland in November, seeing action in four games.

2023 (Kansas City/Miami/Houston/Cleveland):

- Attended training camp with the Dolphins before being released at the roster cut down date and signed to Houston's practice squad.
- Played in one game for Houston as a practice squad elevation.
- Released by Houston in October, signed to Cleveland's practice squad and activated in November.
- Started nine games for Cleveland at left tackle.

2022 (Kansas City):

- Signed a one-year contract with Kansas City during free agency.
- Appeared in 10 games at tackle.

2021 (Washington/Houston):

- Spent the offseason with Washington before being waived in May and claimed by Houston.
- Played in 14 games with eight starts at left tackle.

2020 (Washington):

- Started six games before being placed on Reserve/Injured with a knee injury.

2019 (Washington):

- Saw action in 16 games with two starts.
- Made his first career start against New England (10/6).

2018 (Washington):

- Appeared in two games during his rookie campaign.
- Made his NFL debut against Atlanta (11/4).
- Placed on Reserve/Injured after suffering a knee injury at Tampa Bay (11/11).

COLLEGE:

- Started all 39 games of his three-year career at Louisville.
- Saw action in all 13 games as a junior in 2017.
- In 2016 started all 13 games, blocking for a 500 yard-per-game offense on his way to a second consecutive All-ACC selection.
- Started all 13 games as a true freshman in 2015, earning All-ACC honors.

PERSONAL:

- Rated a three-star prospect out of Trinity Catholic High School in Ocala, Fla., earning 3A all-state honors.
- Also lettered in basketball.

CHRISTIAN'S NFL TOTALS

GAMES/STARTS (regular season, playoffs): 2018 (2/0-Was); 2019 (16/2-Was); 2020 (6/6-Was); 2021 (14/8-Hou); 2022 (10/0-KC); 2023 (1/0-Hou; 9/9, 1/1-Cle); 2024 (1/0-LAR; 4/0-Cle). **Totals (63/25, 1/1).**

KENNY CLARK

95 • Defensive Tackle

6-3 • 314 • 10/4/95
UCLA • T(GB)-'25
NFL: 10th Year • Cowboys: 1st Year
Games/Starts: 2024-17/17; Career-140/126
Postseason: 2024-1/1; Career-11/8

PRO: The Dallas Cowboys added a three-time Pro Bowler to their defensive line when they traded for Kenny Clark one week prior to the regular season. Clark arrives in Dallas after spending the first nine years of his career with the Green Bay Packers, where he accumulated 497 tackles, 35.0 sacks, 56 tackles for loss and 96 quarterback hits. His three trips to the Pro Bowl were tied for the most all-time by a Packers defensive tackle. Clark also has eight career fumble recoveries, tied for third among NFL defensive linemen since he was drafted in 2016. Clark, who is recognized as a premier interior piece in both run defense and pass rush, will join Osa Odighizuwa and the rest of the Cowboys defense to bolster Dallas' front in Matt Eberflus' first season as the Cowboys defensive coordinator.

TRANSACTION SUMMARY:

7/22/25: Traded to Dallas from Green Bay, along with a 2026 first round pick and a 2027 first round pick, for Micah Parsons.
7/21/24: Signed a three-year extension with Green Bay through 2027.
8/15/20: Signed a four-year extension with Green Bay through 2024.
12/25/18: Placed on Reserve/Injured with an elbow injury.
4/28/16: Drafted in the first round (27th overall) by Green Bay.

2024 (Green Bay):

- Started all 17 contests for the third straight season, posting 37 tackles, a sack, two fumble recoveries (tied career high), four tackles for a loss, two pass breakups and tied for second on the team with 27 pressures, per Next Gen Stats.
- Recovered a fumble against Arizona (10/13) and against San Francisco (11/24).
- At Detroit (12/5), posted a season-high eight tackles, a tackle for loss and a pressure.

2023 (Green Bay):

- Started all 17 regular season games and was named to his third career Pro Bowl after recording 44 tackles, a career-high 7.5 sacks, a team-high nine tackles for loss, two forced fumbles and 16 quarterback hits.
- Finished second on the team with 50 pressures, via Next Gen Stats.
- Recorded at least a half sack in the first three games of the season, only the second time in his career that he tallied a sack stat in three consecutive games (2019, games 13-15).
- Tallied 2.0 sacks, two quarterback hits, two tackles for loss and a pass breakup against Tampa Bay (12/17), the sixth 2.0-sack game of his career.
- Against Chicago (1/7/24), recorded two tackles, a tackle for loss, a team-best four pressures and a sack.
- Started both postseason contests at Dallas (1/14/24) and at San Francisco (1/20/24), recording seven tackles, a half sack and a tackle for loss.

2022 (Green Bay):

- Finished third on the team with 4.0 sacks while starting all 17 games. Also notched 53 tackles, 10 quarterback hits and five tackles for loss.
- At Tampa Bay (9/25), led the team in sacks (2.0), tackles for loss (two) and quarterback hits (two).
- Posted four tackles, a tackle for loss and a sack against Dallas (11/13).
- In the season finale against Minnesota (1/1/23), forced and recovered a fumble on a sack of Kirk Cousins.

2021 (Green Bay):

- Earned his second Pro Bowl nod after starting all 16 games he played and led the Packers defensive line with 48 tackles and also recorded 4.0 sacks, six tackles for loss and 13 quarterback hits.
- Per Stats Pass, tied with Rashan Gary for the team lead with 43.5 quarterback hurries, which was sixth among NFL defensive tackles.
- Recorded two tackles and a sack at San Francisco (9/26).
- Posted 2.0 sacks, two tackles for loss and two quarterback hits at Chicago (10/17).
- In the NFC Divisional Round against San Francisco (1/22/22), registered six tackles, a tackle for loss and a sack.

2020 (Green Bay):

- Started all 13 games he played in, leading the defensive line with 41 tackles, 2.0 sacks, three tackles for loss and six quarterback hits.
- Suffered a groin injury in the season opener and missed Weeks 2-4.
- Played both postseason contests, recording 11 tackles, a team-best 2.5 sacks and a team-high two tackles for loss.
- Against the LA Rams in the Divisional Round, registered three tackles, two quarterback hits and a playoff career-best 1.5 sacks.
- In the NFC Championship game against Tampa Bay, led the team with eight tackles while also posting a sack and tackle for loss.

2019 (Green Bay):

- Named to his first career Pro Bowl after starting all 16 games and ranked second on the team with a career-high 89 tackles while adding 6.0 sacks, a forced fumble and 11 tackles for loss.
- Against Minnesota (9/15), finished with seven tackles, a sack, a forced fumble and five quarterback hits.
- Posted six tackles and a season-high 1.5 sacks against Washington (12/8).
- Matched his career high with a team-high 2.0 sacks against Chicago (12/15), also adding three tackles for loss.
- Started both postseason contests against Seattle (1/12/20) and at San Francisco (1/19/20), recording seven tackles, a sack and three pressures.

2018 (Green Bay):

- Started all 13 games he appeared in, missing three contests due to an elbow injury, and ranked second on the team with 6.0 sacks. Also added 73 tackles (third on team) and 13 tackles for loss (tied for team lead) while being named a Pro Bowl alternate.
- Matched his career high with 2.0 sacks at the LA Rams (10/28), while adding eight tackles, four tackles for loss and three pressures.
- Paced the defensive line with six tackles, a sack and two quarterback hits at Minnesota (11/25).

2017 (Green Bay):

- Started all 15 games he appeared in and led the defensive line with 78 tackles, eight tackles for loss, 4.5 sacks and two forced fumbles.
- Registered all 4.5 sacks in December, second-most among NFL defensive tackles behind only Aaron Donald (5.0).
- Registered a career-high 10 tackles, a tackle for loss and a forced fumble at Minnesota (10/15).
- Posted eight tackles and blocked an extra point against New Orleans (10/22), the Packers first blocked extra point since 2013.

Kenny Clark, cont.

- Recorded his first career sack against Tampa Bay (12/3), finishing with seven tackles, 1.5 sacks, a forced fumble and two pressures.

2016 (Green Bay):

- Played in all 16 games as a rookie with two starts, registering 33 tackles, two tackles for loss and four quarterback pressures.
- Appeared in all three postseason contests and recorded nine tackles, including a tackle for loss and a team-high five pressures.
- Made his NFL debut at Jacksonville (9/11) and first career start against Detroit (9/25).

COLLEGE:

- In three seasons at UCLA (2013-15), played in all 39 games and started the final 29 contests of his career. Finished with 164 tackles, 7.0 sacks and 20.5 tackles for loss.
- As a junior in 2015, named team co-captain and started all 13 games while earning third-team All-America recognition from the Associated Press. Also named first-team All-Pac 12 after recording career highs in tackles (75), sacks (6.0), tackles for loss (11) and pass breakups (five).
- Hauled in his first career touchdown on a three-yard pass from Josh Rosen against Virginia in the 2015 season opener.
- Started all 13 games and earned second-team All-Pac 12 honors as a sophomore in 2014, tallying 58 tackles, 5.5 tackles for loss and a fumble recovery.
- Appeared in all 13 contests, with four starts, as a true freshman in 2013 and registered 31 tackles, four tackles for loss and a sack.

PERSONAL:

- Named the CIF Eastern Division Player of the Year as a senior at Wilmer Amina Carter High School in Rialto, Calif., posting 71 tackles, 11.0 sacks, five forced fumbles and a fumble recovery.
- Along with defensive tackle, also played on the offensive line.
- Also lettered in wrestling, winning a CIF title as a senior when he defeated future UCLA teammate Alex Redmond.
- Clark and his wife, Kaleeyah, have two daughters, Kenaii and Kennedi.
- Majored in African American studies at UCLA.

CLARK'S NFL TOTALS

		DEFENSE								INTERCEPTIONS					FUMBLES REC				
Year Team	GP-GS	ST	AT	TT	Sks-Yds	Tkl/Ls	QBH	PBU	FF	No	Yds	Avg	Lg	TD	No	Yds	Avg	Lg	TD
2016 Green Bay	16-2	14	19 –	33	0.0(0)	1(-1)	2	2	0	0	0	0.0	0	0	2	2	1.0	2	0
2017 Green Bay	15-15	39	39 –	78	4.5(-26)	6(-24)	6	1	2	0	0	0.0	0	0	0	0	0.0	0	0
2018 Green Bay	13-13	46	27 –	73	6.0(-43)	11(-48)	9	3	1	0	0	0.0	0	0	2	0	0.0	0	0
2019 Green Bay	16-16	52	37 –	89	6.0(-36.5)	11(-34)	28	0	1	0	0	0.0	0	0	0	0	0.0	0	0
2020 Green Bay	13-13	28	14 –	42	2.0(-12)	3(-14)	6	0	0	0	0	0.0	0	0	0	0	0.0	0	0
2021 Green Bay	16-16	27	21 –	48	4.0(-46)	6(-34)	13	0	0	0	0	0.0	0	0	1	0	0.0	0	0
2022 Green Bay	17-17	27	26 –	53	4.0(-24)	5(-17)	10	0	1	0	0	0.0	0	0	1	0	0.0	0	0
2023 Green Bay	17-17	22	22 –	44	7.5(-48.5)	9(-47)	16	3	2	0	0	0.0	0	0	0	0	0.0	0	0
2024 Green Bay	17-17	20	17 –	37	1.0(-7)	4(-11)	5	2	0	0	0	0.0	0	0	2	0	0.0	0	0
Totals	**140-126**	**275**	**222 –**	**497**	**35.0(-243)**	**56(-230)**	**95**	**11**	**7**	**0**	**0**	**0.0**	**0**	**0**	**8**	**2**	**0.3**	**0**	**0**
Playoffs																			
2016 Green Bay	3-0	5	4 –	9	0.0(0)	1(-2)	0	0	0	0	0	0.0	0	0	0	0	0.0	0	0
2019 Green Bay	2-2	5	2 –	7	1.0(-2)	1(-2)	3	0	0	0	0	0.0	0	0	0	0	0.0	0	0
2020 Green Bay	2-2	6	5 –	11	2.5(-15)	2(-11)	3	0	0	0	0	0.0	0	0	0	0	0.0	0	0
2021 Green Bay	1-1	4	2 –	6	1.0(-6.0)	1(-6)	2	0	0	0	0	0.0	0	0	0	0	0.0	0	0
2023 Green Bay	2-2	4	3 –	7	0.5(-3)	1(-1)	2	0	0	0	0	0.0	0	0	0	0	0.0	0	0
2024 Green Bay	1-1	2	3 –	5	0.0(0)	0(0)	0	0	0	0	0	0.0	0	0	0	0	0.0	0	0
Totals	**11-8**	**26**	**19 –**	**45**	**5.0(-26)**	**6(-22)**	**10**	**0**	**0**	**0**	**0**	**0.0**	**0**	**0**	**0**	**0**	**0.0**	**0**	**0**

SINGLE-GAME HIGHS

Tackles – 10; at Washington, 9/23/18 and at Minnesota, 10/15/17
Solo Tackles – 7, three times, most recently vs. Arizona, 12/2/18
Sacks – 2.0, six times, most recently vs. Tampa Bay, 12/17/23
Tackles For Loss – 4 at LA Rams, 10/28/18

JADEVEON CLOWNEY

42 • Defensive End

6-5 • 266 • 2/14/93
South Carolina • FA-'25
NFL: 12th Year • Cowboys: 1st Year
Games/Starts: 2024-14/14; Career-140/127
Postseason: 2024-0/0; Career-7/7



PRO: The Dallas Cowboys signed Jadeveon Clowney entering Week Three of the season, looking to add another veteran presence to the defensive front. The three-time Pro Bowler, originally drafted No. 1 overall by Houston in the 2014 NFL Draft, has accumulated 272 tackles, 58.0 sacks, one interception and 108 tackles for loss in 140 career games with 127 career starts through 11 NFL seasons. Clowney hopes to make an immediate impact in Defensive Coordinator Matt Eberflus' system.

TRANSACTION SUMMARY:

9/15/25: Signed with Dallas as a free agent.
5/8/25: Released by Carolina.
3/27/24: Signed a two-year contract with Carolina.
8/18/23: Signed a one-year contract with Baltimore.
3/15/23: Released by Cleveland.
5/23/22: Re-signed with Cleveland.
4/14/21: Signed a one-year contract with Cleveland.
11/21/20: Placed on Reserve/Injured with a knee injury.
9/6/20: Signed a one-year contract with Tennessee.
8/31/19: Traded to Seattle.
12/10/14: Placed on Reserve/Injured with a knee injury.
5/8/14: Drafted in the first round (first overall) by Houston.

2024 (Carolina):

- Started 14 games, totaling 46 tackles, 5.5 sacks and nine tackles for loss.

2023 (Baltimore):

- Saw action in 17 games with 15 starts at linebacker, posting 43 tackles, 9.5 sacks, nine tackles for loss and two forced fumbles.
- Appeared in the Divisional game against Houston (1/20/2024), recording two tackles.
- Played in the 2024 AFC Championship game against Kansas City (1/28/24), tallying two tackles and one sack.

2022 (Cleveland):

- Appeared in 12 games with 10 starts, racking up 14 tackles, 2.0 sacks and four tackles for loss.

2021 (Cleveland):

- Started 14 games at defensive end, tallying 37 tackles, 9.0 sacks and 11 tackles for loss.

2020 (Tennessee):

- Started eight games at linebacker, recording 19 tackles, four tackles for loss and one forced fumble.
- Placed on Reserve/Injured after suffering a knee injury against Indianapolis (11/12).

2019 (Houston/Seattle):

- Attended training camp with Houston before being traded to Seattle in exchange for a 2020 third-round pick, Jacob Martin and Barkevious Mingo.
- Saw action in 13 games with 11 starts at defensive end, totaling 31 tackles, 3.0 sacks, seven tackles for loss, four forced fumbles and two fumble recoveries.
- Appeared in the Wild Card and Divisional Round games, posting nine tackles, 1.5 sacks and three tackles for loss.

2018 (Houston):

- Played in 15 games with 14 starts at linebacker, tallying 47 tackles, 9.0 sacks, 16 tackles for loss, one forced fumble and three fumble recoveries on his way to a third-consecutive Pro Bowl selection.
- Posted five tackles in the Wild Card game against Indianapolis (1/5/19).

2017 (Houston):

- Started all 17 games at linebacker, amassing 59 tackles, 9.5 sacks, 21 tackles for loss, two forced fumbles and two fumble recoveries.
- Earned his second-consecutive Pro Bowl selection.

2016 (Houston):

- Started all 16 games at defensive end, recording 52 tackles, 6.0 sacks, 16 tackles for loss and a forced fumble on his way to his first-career Pro Bowl selection. Also named to the Associated Press All-Pro second team.
- Played in the Wild Card and Divisional Round games, posting three tackles and one interception.

2015 (Houston):

- Appeared in 13 games with nine starts at linebacker, totaling 40 tackles, 4.5 sacks, eight tackles for loss and a forced fumble.
- Recorded his first-career sack at Miami (10/25).

2014 (Houston):

- Saw action in four games with two starts at linebacker in his rookie campaign, tallying seven tackles.
- Made his NFL debut and first-career start against Washington (9/7), recording one tackle.
- Placed on Reserve/Injured after suffering a knee injury against Cincinnati (11/23).

COLLEGE:

- Appeared in 37 games through three seasons at South Carolina, totaling 130 tackles, 24.0 sacks and 47 tackles for loss.
- Started 11 games as a junior, tallying 40 tackles, 11.5 tackles for loss and 3.0 sacks on his way to first-team All-America honors.
- In 2012 saw action in 13 games, tallying 54 tackles, 13.0 sacks and 23.5 tackles for loss as a sophomore. Set program single-season records for sacks and tackles for loss. Named a unanimous All-American and South Carolina's first SEC Defensive Player of the Year.
- Played in all 13 games as a true freshman, recording 36 tackles, 8.0 sacks and 12 tackles for loss.

PERSONAL:

- Rated a five-star prospect and the No. 1 player in the nation out of South Pointe High School in Rock Hill, S.C., totaling 162 tackles, 29.5 sacks, 29 tackles for loss, 11 forced fumbles, six fumble recoveries and five touchdowns while rushing for 277 yards and nine touchdowns en route to a 13-2 record and runner-up finish in the state playoffs as senior in 2010.
- Majored in African-American studies at South Carolina.

CLOWNEY'S NFL TOTALS

		DEFENSE								INTERCEPTIONS					FUMBLES REC				
Year Team	GP-GS	ST	AT	TT	Sks-Yds	Tkl/Ls	QB Prs	PBU	FF	No	Yds	Avg	Lg	TD	No	Yds	Avg	Lg	TD
2014 Houston	4-2	5	2 –	7	0.0(0)	3(-10)	0	0	0	0	0	0.0	0	0	0	0	0.0	0	0
2015 Houston	13-9	27	13 –	40	4.5(-44)	8(-48)	8	6	1	0	0	0.0	0	0	0	0	0.0	0	0
2016 Houston	14-14	40	12 –	52	6.0(-45)	16(-69)	17	2	1	0	0	0.0	0	0	0	0	0.0	0	0
2017 Houston	16-16	41	18 –	59	9.5(-67)	21(-102)	21	2	2	0	0	0.0	0	0	2	71	35.5	49	1
2018 Houston	15-14	38	9 –	47	9.0(-75)	16(-81)	21	1	1	0	0	0.0	0	0	3	0	0.0	0t	1
2019 Seattle	13-11	21	10 –	31	3.0(-21)	7(-6)	13	3	4	1	27	27.0	27t	1	2	10	5.0	10t	1
2020 Tennessee	8-8	14	5 –	19	0.0(0)	4(-8)	6	4	1	0	0	0.0	0	0	0	0	0.0	0	0
2021 Cleveland	14-14	24	13 –	37	9.0(-84)	11(-72)	19	2	2	0	0	0.0	0	0	0	0	0.0	0	0
2022 Cleveland	12-10	15	13 –	28	2.0(-17)	4(-12)	4	3	1	0	0	0.0	0	0	1	0	0.0	0	0
2023 Baltimore	17-15	24	19 –	43	9.5(-51)	9(-35)	19	5	2	0	0	0.0	0	0	1	0	0.0	0	0
2024 Carolina	14-14	24	22 –	46	5.5(-49)	4(-8)	11	4	0	0	0	0.0	0	0	0	0	0.0	0	0
Totals	**140-127**	**272**	**137 –**	**409**	**58.0(-453)**	**103(-451)**	**139**	**32**	**15**	**1**	**27**	**27.0**	**27t**	**1**	**9**	**81**	**9.0**	**10t**	**3**
Playoffs																			
2015 Houston	0-0	0	0 –	0	0.0(0)	0(0)	0	0	0	0	0	0.0	0	0	0	0	0.0	0	0
2016 Houston	2-2	3	0 –	3	0.0(0)	1(-1)	2	2	0	1	3	3.0	3	0	0	0	0.0	0	0
2018 Houston	1-1	2	3 –	5	0.0(0)	0(0)	0	0	0	0	0	0.0	0	0	0	0	0.0	0	0
2019 Seattle	2-2	9	3 –	12	1.5(-1)	3(-11)	3	0	0	0	0	0.0	0	0	0	0	0.0	0	0
2020 Tennessee	0-0	RESERVE/INJURED-Knee								RESERVE/INJURED					RESERVE/INJURED				
2023 Baltimore	2-2	2	2 –	4	1.0(-9)	1(-9)	1	0	0	0	0	0.0	0	0	0	0	0.0	0	0
Totals	**7-7**	**16**	**8 –**	**24**	**2.5(-10)**	**5(-21)**	**6**	**2**	**0**	**1**	**3**	**3.0**	**3**	**0**	**0**	**0**	**0.0**	**0**	**0**

MALIK DAVIS

21 • Running Back

5-11 • 202 • 11/26/98
Florida • FA-'25
NFL: 2nd Year • Cowboys: 2nd Year
Games/Starts: 2024-0/0; Career-15/0
Postseason: 2024-0/0; Career-2/0



PRO: The Dallas Cowboys signed a familiar face in Malik Davis midway through training camp, adding a shifty back to a room that had been hampered by nagging injuries in Oxnard. Davis spent the first three seasons of his career with Dallas, playing in 15 career games. Originally, he was an undrafted free agent out of Florida, and in his rookie season with Dallas, totaled 38 carries for 161 rushing yards and a touchdown. Despite a solid showing in the preseason, Davis was waived and added to the Cowboys practice squad in 2025.

TRANSACTION SUMMARY:

8/8/25: Signed with Dallas as a free agent, waived (8/26) and signed to Dallas' practice squad (8/27).
1/9/25: Signed with Dallas as a Future and released (4/30).
1/17/24: Signed with Dallas as a Future, released (8/27) and signed to Dallas' practice squad (8/28).
8/29/23: Waived and signed to the Dallas' squad (8/30).
8/30/22: Waived, signed to Dallas' practice squad (8/31) and activated (10/29).
5/12/22: Signed with Dallas as an undrafted free agent.

2024:

- Released at the end of training camp and signed to the practice squad, where he spent the entire season and did not appear in a game.

2023:

- Released at the end of training camp and signed to the practice squad. Was elevated three times for game action and played mainly on special teams where he had two tackles.
- Elevated from the practice squad at the LA Chargers (10/16) and at Buffalo (12/17), seeing time on special teams and adding a tackle in each contest.
- Elevated from the practice squad at Miami (12/24) and played on special teams.

2022:

- Finished the season with 38 carries for 161 yards and a touchdown, also catching six passes for 63 yards while playing in 12 games after a callup from the practice squad in October. Added two special teams tackles.
- Elevated from the practice squad at Philadelphia (10/16) and against Detroit (10/23) before signing to the active roster for the remainder of the regular season prior to the contest against Chicago (10/30). Recorded his first NFL carries against the Bears, toting the ball eight times for 23 yards and catching two passes for 18 yards.

COLLEGE:

- Played in 46 games over five years at Florida, rushing 284 times for 1,470 yards (5.2 avg.) with eight touchdowns while also catching 70 passes for 726 yards and two touchdowns.
- Started 12-of-13 games as a senior in 2021, rushing 92 times for 487 yards and five touchdowns with 23 receptions for 217 yards and two receiving touchdowns.
- Started two-of-12 games in 2020, tallying 310 rushing yards on 66 carries and 377 receiving yards with 31 receptions.
- As a redshirt sophomore in 2019, appeared in 12 games on offense and special teams, totaling 86 yards and a touchdown on 34 rushes, adding six receptions for 41 yards.
- Played three games in 2018 and had 61 yards on 13 carries before a season-ending injury earned him a medical redshirt.
- Played in seven games, starting two, as a true freshman in 2017 before suffering a season-ending injury against Georgia. Ranked second on the team totaling 526 yards on 79 carries and two touchdowns, earning All-SEC Freshman Team honors.

PERSONAL:

- Finished his career at Jesuit High School in Tampa, Fla., as the all-time rushing leader in the county with 7,025 career yards, averaging 8.5 yards-per-attempt and scoring 83 touchdowns.
- Named the 2016 Hillsborough Offensive Player of the Year by the Tampa Bay Times as a senior, rushing for 2,469 yards and 11.5 yards-per-attempt with 33 touchdowns, leading the team to a 12-1 record and the 5A state championship game.
- Earned his degree in education sciences from Florida.

COMMUNITY:

- 2022 Reliant Home Run Derby benefiting the Salvation Army.
- 2022 Rookie Club presented by Blockchain.com.
- 2022-23 Early Thanksgiving at The Salvation Army.
- Play 60 Week events.
- Training Camp Heroes Day.
- Annual Team Holiday Hospital Visits.
- Make-A-Wish Foundation of North Texas.
- Hispanic Heritage outreach.

DAVIS NFL TOTALS

		RUSHING					RECEIVING				
Year Team	**GP-GS**	**No**	**Yds**	**Avg**	**Long**	**TD**	**No**	**Yds**	**Avg**	**Long**	**TD**
2022 Dallas	12-0	38	161	4.2	23t	1	6	63	10.5	18	0
2023 Dallas	3-0	0	0	0.0	0	0	0	0	0.0	0	0
2024 Dallas	0-0	PRACTICE SQUAD					PRACTICE SQUAD				
Totals	**88-73**	**1,349**	**6,207**	**4.6**	**81t**	**47**	**236**	**1,872**	**7.9**	**64t**	**5**
Playoffs											
2022 Dallas	2-0	0	0	0.0	0	0	0	0	0.0	0	0
2023 Dallas	0-0	PRACTICE SQUAD					PRACTICE SQUAD				
Totals	**4-3**	**60**	**195**	**3.3**	**22**	**2**	**15**	**54**	**0.0**	**0**	**0**

ADDITIONAL STATISTICS

Special Teams Tackles – 2022 (2-0-2); 2023 (1-1-2). **Totals (3-1-4).**

JAMES HOUSTON

53 • Defensive End

6-1 • 248 • 11/16/98
Jackson State • FA-'25
NFL: 4th Year • Cowboys: 1st Year
Games/Starts: 2024-11/0; Career-20/3
Postseason: 2024-0/0; Career-1/0

PRO: The Dallas Cowboys added a depth piece to their defensive line when they signed James Houston at the start of training camp. Houston, originally drafted in the sixth round (217th overall) by Detroit in the 2022 NFL Draft, has played in 20 career games with three starts, totaling 18 tackles, 9.0 sacks, eight tackles for loss, a forced fumble and a fumble recovery through three NFL seasons. Houston's most productive season came in his rookie campaign as he tallied 10 tackles, seven tackles for loss and 8.0 sacks. He joined Dallas hoping to find similar production in new defensive coordinator Matt Eberflus' scheme.

TRANSACTION SUMMARY:

7/22/25: Signed with Dallas as a free agent.
11/26/24: Waived by Detroit and claimed off waivers by Cleveland (11/27).
4/15/24: Signed a one-year contract with Detroit.
9/19/23: Placed on Reserve/Injured with an ankle injury and activated (1/18/24).
8/30/22: Released by Detroit, signed to Detroit's practice squad (8/31) and activated (11/28).
4/30/22: Drafted in the sixth round (217th overall) by Detroit.

2024 (Detroit/Cleveland):

- Played in eight games, recording seven tackles and a sack before being waived in November.
- Claimed off waivers by Cleveland and saw action in three games, primarily on special teams.

2023 (Detroit):

- Appeared in two games with one start before being placed on Reserve/Injured after fracturing his ankle against Seattle (9/17).
- Activated from Reserve/Injured for the postseason and played in the NFC Championship at San Francisco (1/28/24).

2022 (Detroit):

- Saw action in seven games with two starts, totaling 10 tackles, seven tackles for loss and 8.0 sacks in his rookie season.
- Made his NFL debut against Buffalo (11/24) as a practice squad elevation, posting two tackles, a fumble recovery and 2.0 sacks, his first career sacks in the NFL.
- Started his first career game against Chicago (1/1/23), tallying one tackle.

COLLEGE:

- Transferred from Florida to Jackson State in 2021, switching his position from linebacker to defensive end and tallied 70 tackles, 24.5 tackles for loss (tied for second in FCS), 16.5 sacks (tied for second), seven forced fumbles (first), two fumble recoveries, one interception and two touchdowns. Named first team All-SWAC, STATS FCS All-American and FCS Coaches All-American.
- Appeared in 35 games through three seasons at Florida, amassing 103 tackles, 11.5 tackles for loss, 4.5 sacks, four forced fumbles and a blocked punt.
- In 2020 as junior, played in nine games, posting 37 tackles, 3.5 tackles for loss, a sack and a forced fumble.
- Saw action in all 13 games as a sophomore in 2019, recording 38 tackles, six tackles for loss, 3.5 sacks and a forced fumble.
- In 2018 appeared in all 13 games, totaling 28 tackles, two tackles for loss, two forced fumbles and a blocked punt as a redshirt freshman.
- Redshirted his freshman season in 2017.

PERSONAL:

- Attended American Heritage High School in Plantation, Fla., totaling 37 tackles, a sack, an interception and a forced fumble as a junior in 2015. Missed his senior season with an ACL injury.
- Also lettered in basketball.
- Graduated from Florida with a bachelor's degree in education sciences.

HOUSTON'S NFL TOTALS

		DEFENSE								INTERCEPTIONS					FUMBLES REC				
Year Team	GP-GS	ST	AT	TT	Sks-Yds	Tkl/Ls	QB Prs	PBU	FF	No	Yds	Avg	Lg	TD	No	Yds	Avg	Lg	TD
2022 Detroit	7-2	10	0 –	10	8.0(-58)	0(0)	0	0	1	0	0	0.0	0	0	1	0	0.0	0	0
2023 Detroit	2-1	1	0 –	1	0.0(0)	0(0)	0	0	0	0	0	0.0	0	0	0	0	0.0	0	0
2024 Detroit	8-0	4	3 –	7	1.0(-5)	0(0)	0	0	0	0	0	0.0	0	0	0	0	0.0	0	0
Cleveland	3-0	0	0 –	0	0.0(0)	0(0)	0	0	0	0	0	0.0	0	0	0	0	0.0	0	0
Totals	**20-3**	**15**	**3 –**	**18**	**9.0(-63)**	**0(0)**	**0**	**0**	**1**	**0**	**0**	**0.0**	**0**	**0**	**1**	**0**	**0.0**	**0**	**0**
Playoffs																			
2023 Detroit	1-0	0	0 –	0	0.0(0)	0(0)	0	0	0	0	0	0.0	0	0	0	0	0.0	0	0
Totals	**1-0**	**0**	**0 –**	**0**	**0.0(0)**	**0(0)**	**0**	**0**	**0**	**0**	**0**	**0.0**	**0**	**0**	**0**	**0**	**0.0**	**0**	**0**

TREVOR KEEGAN

76 • Guard

6-6 • 320 • 8/30/00
Michigan • W(Phi)-'25
NFL: 2nd Year • Cowboys: 1st Year
Games/Starts: 2024-1/0; Career-1/0
Postseason: 2024-0/0; Career-0/0

PRO: The Dallas Cowboys added a depth piece to their offensive front when they claimed Trevor Keegan off waivers before Week 1. Keegan, originally drafted in the fifth round (172nd overall) of the 2024 NFL Draft by Philadelphia, has appeared in one NFL game. He comes to Dallas looking to add depth to the interior offensive line.

TRANSACTION SUMMARY:

8/27/25: Waived by Philadelphia and claimed by Dallas (8/28).
4/27/24: Drafted in the fifth round (172nd overall) by Philadelphia)

2025 (Philadelphia/Dallas):

- Attended training camp with Philadelphia before being waived and claimed by Dallas.

2024 (Philadelphia):

- Made his NFL debut at guard in Philadelphia's regular season finale against the N.Y. Giants (1/5/25), his only appearance of the year.

COLLEGE:

- Saw action in 41 games with 39 starts at left guard in five seasons (2019-23) at Michigan, earning three consecutive All-Big Ten selections from 2021-23.
- Started all 15 games as fifth year senior in 2023 and was a part of Michigan's CFP National Championship team.
- In 2022 started 11 games as a senior, as the Wolverine offensive front claimed its second consecutive Joe Moore Award, awarded to the best college football offensive line unit.
- Played in 13 games with 11 starts in 2021, contributing to a Joe Moore Award winning unit.
- In 2020 as a redshirt freshman, appeared in five games on special teams and two on the offensive line.
- Did not see game action as a true freshman in 2019 and redshirted.

PERSONAL:

- Rated a four-star prospect out of Crystal Lake, Ill. South High School.
- Graduated from Michigan with a degree in communication.

KEEGAN'S NFL TOTALS

GAMES/STARTS (regular season, playoffs): 2024 (1/0-Phi).

ROBERT ROCHELL (ROH-shell)

30 • Cornerback

6-2 • 195 • 4/26/98
Central Arkansas • FA-'25
NFL: 5th Year • Cowboys: 1st Year
Games/Starts: 2024-11/0; Career-48/5
Postseason: 2024-1/0; Career-3/0

PRO: The Dallas Cowboys signed Robert Rochell prior to 2025 training camp, adding depth to its recovering cornerback room. Rochell, originally selected in the fourth round (130th overall) by the Los Angeles Rams in the 2021 NFL Draft, has seen action in 48 career games with five starts, totaling 15 tackles, one interception and a fumble recovery in his four NFL seasons. Rochell was released after training camp but signed to Dallas' practice squad prior to the regular season.

TRANSACTION SUMMARY:

6/18/25: Signed with Dallas as a free agent, released (8/26) and signed to Dallas' practice squad (8/27).
3/27/25: Signed a one-year contract with Kansas City and released (5/6).
10/7/24: Released by Green Bay, signed to Green Bay's practice squad (10/10) and activated (11/16).
8/28/24: Signed to Green Bay's practice squad (8/28) and activated (10/5).
3/19/24: Re-signed with Green Bay on a one-year contract and released (8/27).
10/25/23: Signed to Green Bay's active roster.
9/19/23: Waived by Seattle and signed to Carolina's practice squad (9/20).
8/29/23: Released and signed to Seattle's practice squad (9/1).
12/11/21: Placed on Reserve/Injured with a rib injury.
4/30/21 Drafted in the fourth round (130th overall) by the Los Angeles Rams.

2024 (Green Bay):

- Attended training camp before being released at the roster cutdown date and signed to the Packers practice squad.
- Activated from the practice squad midway through the season, appearing in 11 games and posting one fumble recovery.
- Played in the Wild Card game at Philadelphia (1/12/25).

2023 (LA Rams/Seattle/Green Bay):

- Attended training camp with the Los Angeles Rams before being released at the roster cutdown date and signed to Seattle's practice squad.
- Released by Seattle in September and signed to Carolina's practice squad before Green Bay signed him to its active roster.
- Played in nine games for the Packers and appeared in the Wild Card game at Dallas (1/14/24) and the Divisional Playoff Game at San Francisco (1/20/24).

2022 (LA Rams):

- Returned from injury to appear in all 17 games, tallying one tackle and one fumble recovery.

2021 (LA Rams):

- Saw action in 11 games with five starts, totaling 14 tackles, one interception and a fumble recovery in his rookie campaign.
- Made his NFL debut against Chicago (9/12), recording one tackle.
- Nabbed his first NFL interception at the New York Giants (10/17).
- Placed on Reserve/Injured in Week 14 with a rib injury.

COLLEGE:

- Tallied 92 tackles, 4.5 tackles for loss, 10 interceptions, three forced fumbles and three fumble recoveries in 39 games in four seasons at Central Arkansas.
- Saw action in seven games during the COVID-19 shortened 2020 season, tallying 27 tackles, one for loss, a forced fumble, a fumble recovery and a touchdown.
- In 2019 as a junior, played all 13 games, registering 44 tackles, 2.5 tackles for loss, a team-high five interceptions and a fumble recovery. Named an AFCS first team All-American and a STATS FCS second team All-American.
- Played in all 11 games with eight starts as a sophomore in 2018, posting 13 tackles, a tackle for loss, a team-high four interceptions and a forced fumble.
- In 2017 appeared in 11 games with three starts, recording eight tackles, an interception, seven passes defended, a forced fumble and a fumble recovery.
- Redshirted his true freshman season in 2016.

PERSONAL:

- Attended Fair Park High School in Shreveport, La., totaling 922 rushing yards on 93 carries and 465 receiving yards on 25 grabs as a senior in 2015. Named to the 2015 All-District and All-Shreveport teams.
- Ranked third-best 100-meter sprinter in Louisiana with a time of 10.8 seconds.

ROCHELL'S NFL TOTALS

		DEFENSE								INTERCEPTIONS					FUMBLES REC				
Year Team	**GP-GS**	**ST**	**AT**	**TT**	**Sks-Yds**	**Tkl/Ls**	**QB Prs**	**PBU**	**FF**	**No**	**Yds**	**Avg**	**Lg**	**TD**	**No**	**Yds**	**Avg**	**Lg**	**TD**
2021 LA Rams	11-5	11	3 –	14	0.0(0)	0(0)	0	4	0	1	1	0.0	1	0	1	0	0.0	0	0
2022 LA Rams	17-0	1	0 –	1	0.0(0)	0(0)	0	0	0	0	0	0.0	0	0	1	0	0.0	0	0
2023 Green Bay	9-0	0	0 –	0	0.0(0)	0(0)	0	0	0	0	0	0.0	0	0	0	0	0.0	0	0
2024 Green Bay	11-0	0	0 –	0	0.0(0)	0(0)	0	0	0	0	0	0.0	0	0	1	0	0.0	0	0
Totals	**48-5**	**12**	**3 –**	**15**	**0.0(0)**	**0(0)**	**0**	**4**	**0**	**1**	**1**	**0.0**	**1**	**0**	**3**	**0**	**0.0**	**0**	**0**
Playoffs																			
2022 LA Rams	0-0	0	0 –	0	0.0(0)	0(0)	0	0	0	0	0	0.0	0	0	0	0	0.0	0	0
2023 Green Bay	2-0	0	0 –	0	0.0(0)	0(0)	0	0	0	0	0	0.0	0	0	0	0	0.0	0	0
2024 Green Bay	1-0	0	0 –	0	0.0(0)	0(0)	0	0	0	0	0	0.0	0	0	0	0	0.0	0	0
Totals	**3-0**	**0**	**0 –**	**0**	**0.0(0)**	**0(0)**	**0**	**0**	**0**	**0**	**0**	**0.0**	**0**	**0**	**0**	**0**	**0.0**	**0**	**0**

ADDITIONAL STATISTICS

Special Teams Tackles – 2021 (1 FR), 2022 (1 FR), 2024 (1 FR). **Totals (3 FR).**

REDDY STEWARD

27 • Cornerback

5-11 • 178 • 5/4/01
Troy • W(Min)-'25
NFL: 1st Year • Cowboys: 1st Year
Games/Starts: 2024-1/0; Career-1/0
Postseason: 2024-0/0; Career-0/0

PRO: The Dallas Cowboys claimed Reddy Steward off waivers shortly after training camp, adding another option to their cornerback room. Steward, originally signed with Chicago as an undrafted free agent in 2024, has appeared in one NFL game. He comes to Dallas hoping to find production in a familiar defense as he reunites with defensive coordinator Matt Eberflus.

TRANSACTION SUMMARY:

8/27/25: Claimed off waivers by Dallas.
8/26/25: Waived by Minnesota.
1/13/25: Released by Chicago and signed with Minnesota as a Future (1/15).
8/27/24: Released by Chicago and signed to Chicago's practice squad (8/28).
5/9/24: Signed with Chicago as an undrafted free agent.

2025 (Minnesota):

- Attended training camp with Minnesota before being waived and claimed by Dallas.

2024 (Chicago):

- Attended training camp with Chicago before being released at the roster cutdown date and signing to its practice squad.
- Made his NFL debut at Arizona (11/3) as a practice squad elevation, recording one tackle.

COLLEGE:

- Amassed 181 tackles, 2.5 sacks, nine interceptions and three touchdowns in 60 career games at Troy.
- Saw action in all 14 games as a senior in 2023, collecting 50 tackles, four interceptions, half a sack and a touchdown en route to his second consecutive first-team All-Sun Belt selection.
- In 2022 played in all 15 games, recording 63 tackles, three interceptions and one touchdown on his way to first-team All-Sun Belt honors.
- Saw action in all 12 games as a sophomore in 2021, tallying 26 tackles and one interception.
- In 2020 appeared in all 11 games with six starts, totaling 26 tackles, 2.0 sacks, one interception and a touchdown.
- Played in seven games as a true freshman in 2019, posting 16 tackles.

PERSONAL:

- Attended Austin High School in Decatur, Ala., recording 36 tackles and three interceptions on defense along with 276 rushing yards and seven touchdowns on 49 carries as a senior. Was named first-team all-state in 2018.
- Also lettered in basketball.
- Majored in sport management at Troy.

STEWARD'S NFL TOTALS

		DEFENSE								INTERCEPTIONS					FUMBLES REC				
Year Team	GP-GS	ST	AT	TT	Sks-Yds	Tkl/Ls	QB Prs	PBU	FF	No	Yds	Avg	Lg	TD	No	Yds	Avg	Lg	TD
2024 Chicago	1-0	1	0 –	1	0.0(0)	0(0)	0	0	0	0	0	0.0	0	0	0	0	0.0	0	0
Totals	**1-0**	**1**	**0 –**	**1**	**0.0(0)**	**0(0)**	**0**	**0**	**0**	**0**	**0**	**0.0**	**0**	**0**	**0**	**0**	**0.0**	**0**	**0**

QUINNEN WILLIAMS

92 • Defensive Tackle

6-3 • 303 • 12/20/97
Alabama • T(NYJ)-'25
NFL: 7th Year • Cowboys: 1st Year
Games/Starts: 2024-16/16; Career-98/94
Postseason: 2024-0/0; Career-0/0

PRO: The Dallas Cowboys traded for three-time Pro Bowler and All-Pro Quinnen Williams at the trade deadline, looking to bolster the middle of their defense. Drafted third overall in the 2019 NFL Draft, Williams spent his first six-plus seasons with the New York Jets, where he amassed 322 tackles, 40.0 sacks, 59 tackles for loss and 98 quarterback hits. His 40.0 sacks are the second-most by a N.Y. Jets interior defensive lineman. Williams will join Kenny Clark and Osa Odighizuwa to boost Dallas' defense headed into the second half of the season.

TRANSACTION SUMMARY:

11/4/25: Traded to Dallas for a 2026 second round pick, 2027 first round pick and defensive tackle Mazi Smith.
7/13/23: Signed a four-year extension with the N.Y. Jets through 2027.
12/23/20: Placed on Reserve/Injured with a neck injury.
4/25/19: Drafted in the first round (third overall) by the N.Y. Jets.

2025 (N.Y. Jets/Dallas):

- Started the first eight games of the season for the N.Y. Jets, totaling 32 tackles, seven tackles for loss, a sack and three pressures.

2024 (N.Y. Jets):

- Started 16 games as part of the third-best defensive unit (313.8 yards allowed-per-game), tallying 37 tackles, eight tackles for loss, 6.0 sacks, 18 quarterback hits and 49 pressures on his way to a third consecutive Pro Bowl selection.
- Scratched his fourth six-plus sack season, tying for third-most such seasons in N.Y. Jets history.

2023 (N.Y. Jets):

- Started all 17 games, racking up 62 tackles, 11 tackles for loss, 5.5 sacks, 20 quarterback hits, 70 pressures and one interception.
- Nabbed his first-career interception against Philadelphia (10/15), returning a Jalen Hurts pass for seven yards.
- Earned a second consecutive Pro Bowl selection.

2022 (N.Y. Jets):

- Saw action in 16 games, all starts, posting 55 tackles, 12 tackles for loss, 12.0 sacks, 28 quarterback hits, and 49 pressures.
- Named first-team All-Pro and selected to his first-career Pro Bowl.

2021 (N.Y. Jets):

- Played 15 games, all starts, registering 53.0 tackles, 6.0 sacks, seven tackles for loss, 12 quarterback hits and 25 pressures.

2020 (N.Y. Jets):

- Saw action in 13 games, all starts, recording 55 tackles and 7.0 sacks.
- Tallied a career-high 2.0 sacks against San Francisco (9/20), becoming the second N.Y. Jets interior defensive lineman with a multi-sack game in his first 16 career games.
- Placed on Reserve/Injured after suffering a neck injury at the L.A. Rams (12/20).

2019 (N.Y. Jets):

- Appeared in 13 games with nine starts, totaling 31 tackles, 2.5 sacks and seven tackles for loss in his rookie campaign.
- Made his NFL debut against Buffalo (9/8).
- Made his first-career start against Dallas (10/13), posting six tackles.
- Notched his first-career sack at Jacksonville (10/27).

COLLEGE:

- Amassed 90 tackles, 9.0 sacks, 25 tackles for loss and 15 quarterback hurries in 29 games at Alabama.
- Played in all 15 games as a sophomore in 2018, racking up 70 tackles, 7.0 sacks, 18.5 tackles for loss and 12 quarterback hurries. Earned first-team All-America and first-team All-SEC honors. Awarded the Outland Trophy.
- In 2017 saw action in every game as a redshirt freshman, recording 20 tackles, 6.5 tackles for loss, 2.0 sacks and three quarterback hurries.
- Redshirted his true feshman season in 2016.

PERSONAL:

- Rated a unanimous four-star prospect out of Wenonah High School in Birmingham, Ala., totaling 186 tackles, 19.5 sacks, 34.5 tackles for loss and an interception through 40 games.
- Williams and his wife, Maranda, have one daughter, True.

WILLIAMS' NFL TOTALS

		DEFENSE								INTERCEPTIONS					FUMBLES REC				
Year Team	GP-GS	ST	AT	TT	Sks-Yds	Tkl/Ls	QB Prs	PBU	FF	No	Yds	Avg	Lg	TD	No	Yds	Avg	Lg	TD
2019 N.Y. Jets	13-9	15	13 –	28	2.5(-16)	4(-22)	0	1	0	0	0	0.0	0	0	1	0	0.0	0	0
2020 N.Y. Jets	13-13	32	23 –	55	7.0(-48.5)	10(-44)	8	3	2	0	0	0.0	0	0	0	0	0.0	0	0
2021 N.Y. Jets	15-15	36	17 –	53	6.0(-50)	7(-43)	25	3	0	0	0	0.0	0	0	0	0	0.0	0	0
2022 N.Y. Jets	16-16	35	20 –	55	12.0(-98.5)	12(-83)	49	4	2	0	0	0.0	0	0	1	12	12.0	12	0
2023 N.Y. Jets	17-17	39	23 –	62	5.5(-45)	11(-53)	70	3	1	1	7	7.0	7	0	1	0	0.0	0	0
2024 N.Y. Jets	16-16	25	12 –	37	6.0(-49.5)	8(-47)	49	0	0	0	0	0.0	0	0	0	0	0.0	0	0
2025 N.Y. Jets	8-8	17	15 –	32	1.0(-4)	7(-20)	3	0	3	0	0	0.0	0	0	0	0	0.0	0	0
Totals	**98-94**	**199**	**123 –**	**322**	**40.0(-312)**	**59(-312)**	**101**	**14**	**8**	**1**	**7**	**7.0**	**7**	**0**	**3**	**12**	**4.0**	**12**	**0**

LOGAN WILSON

55 • Linebacker

6-2 • 245 • 8/7/96
Wyoming • T(Cin)-'25
NFL: 6th Year • Cowboys: 1st Year
Games/Starts: 2024-11/11; Career-76/65
Postseason: 2024-0/0; Career-7/7

PRO: On the morning of the trade deadline, the Dallas Cowboys traded a 2026 seventh round pick for linebacker Logan Wilson, who spent the first five and a half seasons of his career with the Cincinnati Bengals. Wilson, originally a third round pick of Cincinnati in the 2020 NFL Draft, has topped 100 tackles in each of the past three seasons, and his 11 career interceptions are the most by any linebacker since he entered the league in 2020. Wilson is one-of-three players leaguewide with at least 10 interceptions, five sacks and five forced fumbles since 2020, joining Harrison Smith and Marlon Humphrey. Wilson is under contract through 2027 and hopes to make an impact both in 2025 and in future seasons for the Cowboys.

TRANSACTION SUMMARY:

11/4/25: Traded to Dallas for a 2026 seventh round pick.
12/6/24: Placed on Reserve/Injured with a knee injury.
8/5/23: Signed a four-year extension with Cincinnati through 2027.
4/24/20: Drafted in the third round (65th overall) by Cincinnati.

2025 (Cincinnati):

- Prior to being traded to Dallas, appeared in eight games - with seven starts - for the Bengals and tallied 44 tackles, four pass breakups and a fumble recovery.

2024 (Cincinnati):

- Started in the first 11 games before missing the final six due to a knee injury, ending a streak of 39 consecutive starts, including postseason, that dated back to Week 9 of the 2022 season.
- Ranked second on the team with 104 tackles while adding two tackles for loss, one pass breakup, two forced fumbles and two fumble recoveries.
- Had 12 tackles in each of the first two games, including one tackle for loss and a forced fumble against New England (9/8).
- Notched a career-high two fumble recoveries against Las Vegas (11/3).

2023 (Cincinnati):

- Started all 17 games and played 1,068 of a possible 1,095 defensive snaps (97.5%) and finished the season with a career-high 135 tackles, a sack, five tackles for loss, nine pass breakups, four interceptions and three forced fumbles.
- His four interceptions tied for team lead and tied for seventh in the NFL.
- Had two interceptions against the LA Rams (9/25).
- Recorded 10 tackles and an interception at San Francisco (10/29) and forced a fumble against Houston (11/12) during a split sack with Trey Hendrickson.

2022 (Cincinnati):

- Started 15 regular season games and all three postseason games, only missing the Week 7 game against Atlanta due to a shoulder injury.
- Led the team with 123 tackles to go along with 2.5 sacks, three tackles for loss, four pass breakups, one interception and a forced fumble.
- Grabbed lone interception of the season at the N.Y. Jets (9/25), returning it a career-long 41 yards to set up a field goal drive.
- Tallied a career-high 17 tackles against Cleveland (12/11), along with a half sack.
- Registered a team-high 23 tackles in the postseason, including a game-high 10 tackles in the Wild Card round against Baltimore (1/15/23), including a forced fumble at the goal line that led to Sam Hubbard's 98-yard return for a touchdown in the fourth quarter.

2021 (Cincinnati):

- In first season as "green dot" communicator on defense, played and started 13 games in the regular season and all four postseason games in a year where the Bengals reached Super Bowl LVI against the LA Rams.
- Missed games 13-15 with a shoulder injury and didn't play the last game due to the Bengals resting starters prior to the playoffs.
- Led team in both tackles (98) and interceptions (four), and his four interceptions tied for the most among NFL linebackers and were the most by a Bengals linebacker since 2005.
- Posted first career multi-interception game at Pittsburgh (9/26), picking off Ben Roethlisberger twice. Also added 14 tackles.
- In four game postseason run, he played all 274 defensive snaps, led team in tackles in each game and posted NFL-best 39 tackles, the most in a single postseason since Ray Lewis in 2012.
- In Divisional Playoff game at Tennessee (1/22/22), intercepted a pass with 28 seconds remaining that set up a game-winning field goal three plays later.
- Posted nine tackles, three tackles for loss and a pass breakup in Super Bowl LVI against the LA Rams.

2020 (Cincinnati):

- Played in 12 games as a rookie, with two starts, as a third linebacker. Finished with 27 tackles, a sack, two interceptions and three pass breakups.
- Also had six special teams tackles, fourth on the team.
- Made NFL debut against the LA Chargers (9/13) before recording a season-high five tackles and his first career interception at Philadelphia (9/27).
- Grabbed his first career interception at Baltimore (10/11) and his first sack against Tennessee (11/1).
- Inactive for the last three games of the season due to an ankle injury.

COLLEGE:

- Spent five seasons (2015-19) at Wyoming, starting all 52 games he played and was voted a team captain for the final three seasons. Totaled 421 career tackles (fourth in Mountain West Conference history), including 35 tackles for loss, 7.0 sacks, 17 pass breakups, 10 interceptions, four forced fumbles and four fumble recoveries.
- Had four defensive touchdowns for the Cowboys throughout his career - two pick-sixes and two fumble recoveries.
- As a senior in 2019, named third-team All-America by the Associated Press, becoming the first Wyoming player with AP All-America honors since 1997. Also named first-team All-Mountain West after recording 105 tackles, four interceptions, 11 pass breakups and a forced fumble.
- Leading tackler on a Cowboy defense during his junior season in 2018, recording 103 tackles, 11 tackles for loss and two interceptions. Named honorable mention All-Mountain West.

Logan Wilson, cont.

- As a sophomore in 2017, named second-team All-Mountain West after starting all 13 games with 119 tackles, eight tackles for loss, a sack and two forced fumbles.
- Named Mountain West Freshman of the Year in 2016 after leading all freshman in the conference with 94 tackles. Also added 7.5 tackles for loss and 3.0 sacks.
- Redshirted as a true freshman.

PERSONAL:

- Attended Natrona County High School in Casper, Wyo., earning Wyoming Coaches Association Class 4A all-state as a wide receiver and defensive back his final two seasons. Also punted and kicked in high school.
- As a senior, caught 29 passes for 493 yards and seven touchdowns at wide receiver and had six interceptions as a defensive back.
- Helped his team to 4A state titles in his sophomore and senior seasons.
- Majored in kinesiology and health promotion at Wyoming.
- Recipient of Bengals 2022 Ed Block Courage Award.
- He and his wife, Morgan, have a daughter.

WILSON'S NFL TOTALS

		DEFENSE								INTERCEPTIONS					FUMBLES REC				
Year Team	GP-GS	ST	AT	TT	Sks-Yds	Tkl/Ls	QB Prs	PBU	FF	No	Yds	Avg	Lg	TD	No	Yds	Avg	Lg	TD
2020 Cincinnati	12-2	5	2 –	7	0.0(0)	3(-10)	0	0	0	2	0	0.0	0	0	0	0	0.0	0	0
2021 Cincinnati	13-13	27	13 –	40	4.5(-44)	8(-48)	8	6	1	4	31	7.8	18	0	0	0	0.0	0	0
2022 Cincinnati	15-15	40	12 –	52	6.0(-45)	16(-69)	17	2	1	1	41	41.0	41	0	0	0	0.0	0	0
2023 Cincinnati	17-17	41	18 –	59	9.5(-67)	21(-102)	21	2	2	4	42	10.5	26	0	0	0	0.0	0	0
2024 Cincinnati	11-11	38	9 –	47	9.0(-75)	16(-81)	21	1	1	0	0	0.0	0	0	2	9	4.5	9	0
2025 Cincinnati	8-7	18	26 –	44	0.0(0)	0(0)	0	4	0	0	0	0.0	0	0	1	0	0.0	0	0
Totals	**140-127**	**308**	**223 –**	**531**	**5.5(-22)**	**15(-39)**	**18**	**25**	**7**	**11**	**114**	**10.4**	**41**	**0**	**3**	**9**	**3.0**	**9**	**3**
Playoffs																			
2020 Cincinnati	4-4	26	13 –	39	0.0(0)	0(0)	0	3	0	1	0	0.0	0	0	0	0	0.0	0	0
2021 Cincinnati	3-3	15	8 –	23	0.0(0)	1(-1)	2	0	1	0	0	0.0	0	0	0	0	0.0	0	0
Totals	**7-7**	**41**	**21 –**	**62**	**0.0(0)**	**5(-21)**	**6**	**3**	**1**	**1**	**0**	**0.0**	**0**	**0**	**0**	**0**	**0.0**	**0**	**0**

PERRION WINFREY (PAIR-ee-ahn)

99 • Defensive Tackle

6-4 • 290 • 8/15/00
Oklahoma • FA-'25
NFL: 2nd Year • Cowboys: 1st Year
Games/Starts: 2024-0/0; Career-14/0
Postseason: 2024-0/0; Career-0/0

PRO: The Dallas Cowboys signed Perrion Winfrey prior to training camp, adding depth to the defensive line. Winfrey, originally drafted in the fourth round (108th overall) by Cleveland in the 2022 NFL Draft, appeared in 14 career games and recorded 29 tackles, a tackle for loss and a half sack in his two NFL seasons. He returns to the NFL after a notable 2025 UFL season, totaling 33 tackles, two tackles for loss, 2.0 sacks, four pass breakups and a forced fumble in 11 games and seven starts on his way to an All-UFL team selection.

TRANSACTION SUMMARY:

6/20/25: Signed with Dallas as a free agent.
7/19/23: Waived by Cleveland and signed to the New York Jets practice squad (11/7).
4/30/22: Drafted in the fourth round (108th overall) by Cleveland.

2025 (UFL):

- Saw action in all 10 regular season games with six starts, registering 29 tackles, two tackles for loss, a sack, four pass breakups and a forced fumble for the Birmingham Stallions.
- Started the USFL Conference Championship game, tallying four tackles and a sack.
- Named to the 2025 All-UFL team.

2023 (Cleveland/NY Jets):

- Spent the offseason with Cleveland before being released prior to training camp.
- Signed to the New York Jets practice squad in November.
- Played at Atlanta (12/3) as a practice squad elevation, registering three tackles.

2022 (Cleveland):

- Appeared in 13 games, amassing 22 tackles, one tackle for loss and a half sack in his rookie season.
- Made his NFL debut at Carolina (9/11).

COLLEGE:

- After starting his career at Iowa Western Community College, transferred to Oklahoma in 2020, amassing 42 tackles,17 tackles for loss, 6.0 sacks, one forced fumble and three pass breakups through 23 games with 20 starts en route to two consecutive All-Big 12 second team selections.
- In 2021 started all 12 games, tallying 23 tackles, 11 tackles for loss, 5.5 sacks and one forced fumble.
- Rated the No.1 junior college prospect by ESPN and 247Sports, recording 55 tackles, 23 tackles for loss, 9.5 sacks and a forced fumble in his two seasons (2019-20) at Iowa Western.

PERSONAL:

- Attended Lake Park High School in Roselle, Ill.
- Majored in communications at Oklahoma.

WINFREY'S NFL TOTALS

		DEFENSE								INTERCEPTIONS					FUMBLES REC				
Year Team	GP-GS	ST	AT	TT	Sks-Yds	Tkl/Ls	QB Prs	PBU	FF	No	Yds	Avg	Lg	TD	No	Yds	Avg	Lg	TD
2022 Cleveland	13-0	8	14 –	26	0.5 (-1)	0(0)	0	0	0	0	0	0.0	0	0	0	0	0.0	0	0
2023 New York Jets	1-0	1	2 –	3	0.0(0)	0(0)	0	0	0	0	0	0.0	0	0	0	0	0.0	0	0
Totals	**14-0**	**9**	**16 –**	**29**	**0.5(-1)**	**0(0)**	**0**	**0**	**0**	**0**	**0**	**0.0**	**0**	**0**	**0**	**0**	**0.0**	**0**	**0**

UPDATED PLAYER BIOS

2025 PLAYER BIO UPDATES
Week 17 at Washington Commanders

75 Hakeem Adeniji, T

Games/Starts: 2025-10/1 Career-53/16

at Philadelphia (9/4) and **vs. N.Y. Giants (9/14)** Inactive.
at Chicago (9/21) Made his Cowboys debut on the field goal unit.
vs. Green Bay (9/28) Saw most of his time on field goal unit, stepping in on offense for one play in the jumbo package.
at N.Y. Jets (10/5) Started at guard in place of Tyler Smith (knee) - marking his first regular season start since Week 18 in 2022 and his first start at guard since the Bengals 2021 Super Bowl appearance. The offense garnered 416 yards, including 180 on the ground, with a 6.2 yard-per-carry average, and Dak Prescott threw for 237 yards with four touchdowns.
at Carolina (10/12) Saw time in the jumbo package and on special teams.
vs. Washington (10/19) Played on the field goal unit.
at Denver (10/26) Saw a majority of his time on field goals but stepped in at tackle late in the fourth quarter when the game was out of reach.
vs. Arizona (11/3), at Las Vegas (11/17) and **vs. Philadelphia (11/23)** Inactive.
vs. Kansas City (11/27) Saw time on special teams in his 50th career outing.
at Detroit (12/4) Played on field goal unit.
vs. Minnesota (12/14) Saw most of his time on special teams but stepped in for Nate Thomas (shoulder) in the fourth quarter.
vs. LA Chargers (12/21) Played mainly on special teams.

5 Bryan Anger, P

Games/Starts: 2025-15/0 Career-225/0

Punting

	No	Yds	Avg	TB	In20	Lg	Blk	Ret	RetYds	Net
Last Game	1	42	42.0	0	0	42	0	0	0	42.0
2025	87	1,831	48.2	0	14	62	0	23	219	42.4
Career	928	43,625	47.0	64	338	83	5	435	3,672	41.5

Special Teams

	Solo	Asst	–	Tot	FF	FR	BP	BFG	BXP
Career			–	15					

SEASON-HIGHS

Punts	5, at NYJ, 10/5 and at Den, 10/26
Gross Avg.	56.0, vs. Phi, 11/23
Net. Avg.	49.7, vs. Phi, 11/23
In20	3, at Den, 10/26
Long	62, 3 times, last at Det, 12/4

- Named as an honorary captain for the game against Arizona.

at Philadelphia (9/4) Punted twice for a 43.5 gross and net.
vs. N.Y. Giants (9/14) Had four punts for a 38.3 net with two downed inside the 20.
at Chicago (9/21) Had two punts for a 35.5 net and a long of 60 yards.
vs. Green Bay (9/28) Punted four times for a gross of 47.5, net of 43.5 and one downed inside the 20.
at N.Y. Jets (10/5) Punted five times with a net of 37.4.
at Carolina (10/12) Netted 47.7 yards on three punts.
vs. Washington (10/19) Averaged 42.7 yards-per-punt with two downed inside the 20 and a net of 40.0 on three punts.
at Denver (10/26) Punted five times with a gross of 50.4, net of 45.2 and three downed inside the 20 with a long of 58.
vs. Arizona (11/3) Named as an honorary captain and punted once for 41 yards with a 36.0 net.
at Las Vegas (11/17) Punted two times with a gross of 46.5, net of 44.5 and one downed inside the 20.
vs. Philadelphia (11/23) Punted three times for a gross of 56.0, net of 49.7, one downed inside the 20 with a season-long 62-yard boot.
vs. Kansas City (11/27) Had a 62-yard punt with a net of 52.0.
at Detroit (12/4) Again had a 62-yard punt but netted 41.0.
vs. Minnesota (12/14) Punted once for a 42.0 gross and net.
vs. LA Chargers (12/21) Again punted once for a 42.0 gross and net.

17 Brandon Aubrey, K

Games/Starts: 2025-15/0 Career-49/0

	Scoring				Kickoffs				
	PAT	FG	Lng	Pts	No	TB	TB%	Opp Ret	Avg. Ret
Last Game	2-2	1-1	33	5	4	0	0.0	4	19.3
2025	42-43	32-36	64	138	89	15	16.9	72	25.6
Career	121-125	108-121	65	445	283	157	55.5	119	26.0

Field Goals	10-19	20-29	30-39	40-49	50-59	60+	Total	Pct
Last Game	0-0	0-0	1-1	0-0	0-0	0-0	1-1	100.0
2025	0-0	9-9	5-5	9-9	6-9	3-4	31-35	88.6
Totals	0-0	22-22	26-30	27-29	27-31	6-9	108-121	89.3

Special Teams

	Solo	Asst	–	Tot	FF	FR	BP	BFG	BXP
Last Game									
2025	1	0	–	1					
Career	1	0	–	1					

SEASON-HIGHS

FG Att	6, vs. Min, 12/14
FG Made	5, at Det, 12/4
FG Long	64, vs. NYG, 9/4
PATs Attempted	5, 3x, last vs. Was, 10/19
PATs Made	5, vs. GB, 9/28 and vs. Was, 10/19

- Selected as one of the special teams captains.
- Named Special Teams Player of the Month (September).
- Tied for eighth in the NFL in touchbacks (15) and third in points (138).

at Philadelphia (9/4) Hit two field goals (41 and 53 yards) and both PATs.
vs. N.Y. Giants (9/14) Hit all eight of his kicks - four PATs and four field goals (51, 44, 64, 46). Hit a 64-yarder as time expired to send the game into overtime and a 46-yarder to win as time expired in overtime. He became the first kicker in NFL history to make a field goal as time expired in both regulation and overtime. He is the third kicker in team history to make a game-tying kick as time expired in regulation while also hitting the game-winner in overtime. His 64-yarder tied the third-longest make in NFL history - second-longest in his career. It was his fourth career field goal from 60-or-more yards, tying Brett Maher for the most in NFL history.
at Chicago (9/21) Was true on both field goal tries (53,33). The 53-yarder was his 28th career make from 50 yards - the most in team history.
vs. Green Bay (9/28) Tied the second most PATs attempted and made in his career (five) while also hitting a 22-yard field goal.
at N.Y. Jets (10/5) Went four-of-five on PATs and drilled his lone field goal attempt - a 35-yarder.
at Carolina (10/12) Was true on two field goals (23,28) and three PATs.
vs. Washington (10/19) Was perfect on all eight kicking tries - five PATs and three field goals, including a 61-yarder to establish an NFL record for 60-yard field goals made in a career (five). Also established a career-high for kickoffs with 10.

Brandon Aubrey, cont.

at Denver (10/26) Was true on three PATs and his lone field goal attempt from 24 yards.
vs. Arizona (11/3) Connected on both PAT tries and was one-of-two on field goals, making from 26 and missing from 68.
at Las Vegas (11/17) Hit on all four PAT tries and a 50-yard field goal.
vs. Philadelphia (11/23) Made all three PAT tries and was one-of-two on field goals, missing from 51 and drilling the 42-yard game-winner.
vs. Kansas City (11/27) Was true on three field goal tries (49,36,26) and both PAT attempts.
at Detroit (12/4) Finished five-of-five on field goals (57,42,55,63,29), becoming the first kicker in NFL history to hit three field goals of 55-or-more yards in a game. His 63-yarder was his third from 60-plus this season - the most in a season in NFL history. Also topped 100 career field goal makes, registering his career field goal percentage of 90.4 as the second-highest in NFL history. Also logged his first career special teams tackle.
vs. Minnesota (12/14) Went four-of-six on field goals, making from 37, 26, 41 and 41 and missing from 51 and 59. Added two PATs and a six-yard run on a successful fake field goal - Dallas' first fake field goal attempt since the game at Arizona (12/23/01).
vs. LA Chargers (12/21) Hit a 33-yard field goal and two PATs.

66 T.J. Bass, G

Games/Starts: 2025-15/4 Career-47/9

at Philadelphia (9/4) Played on the field goal unit.
vs. N.Y. Giants (9/14) Saw most of his action on special teams.
at Chicago (9/21) Saw time on the field goal unit.
vs. Green Bay (9/28) Started in place of Tyler Booker (ankle) and assisted the offense to 436 yards, including 319 through the air with a 4.5 yard–per-carry average, allowing just one sack on 41 pass plays.
at N.Y. Jets (10/5) Again started in place of Booker (ankle) and the offense garnered 416 yards, including 180 on the ground, with a 6.2 yard-per-carry average, and Dak Prescott threw for 237 yards with four touchdowns.
at Carolina (10/12) In place of Booker (ankle), protected for Prescott to throw for 261 yards and three touchdowns on 25-of-34 attempts with no sacks and no turnovers.
vs. Washington (10/19) Saw a majority of his snaps on field goal unit.
at Denver (10/26) Saw a majority of his time on field goals but stepped in at guard late in the fourth quarter when the game was out of reach.
vs. Arizona (11/3), **at Las Vegas (11/17)** and **vs. Philadelphia (11/23)** Played on special teams.
vs. Kansas City (11/27) and **at Detroit (12/4)** Played on special teams.
vs. Minnesota (12/14) Saw most of his time on special teams but stepped in briefly to spell Tyler Smith (eye) in the second quarter.
vs. LA Chargers (12/21) Started at left guard with Tyler Smith playing left tackle and helped Dallas total 340 yards of offense while yielding just one sack on 33 dropbacks.

56 Cooper Beebe, C

Games/Starts: 2025-9/9 Career-25/25

- Placed on Reserve/Injured with an ankle injury (Sept. 15).
- Returned to practice Oct. 22 and activated Nov. 3.

at Philadelphia (9/4) Started at center and helped the offense to a 5.4 yard-per-rush average while not allowing a sack on 35 dropbacks.
vs. N.Y. Giants (9/14) Helped the team rack up 397 yards (301 passing, 96 rushing) through regulation before injuring his ankle on special teams.
vs. Arizona (11/3) Returned to his starting role and helped clear the way for a 5.9 yard-per-carry rushing average.
at Las Vegas (11/17) The offense netted 381 yards (114 rushing, 267 passing) and rang up four passing touchdowns while yielding one sack on 34 pass plays.
vs. Philadelphia (11/23) Part of a line that racked up 473 yards - the most in a non-overtime game this year - including 125 on the ground and 354 through the air. Dallas yielded just one sack on 37 pass plays.
vs. Kansas City (11/27) Blocked for a 457-yard outing - most yielded by the chiefs this season - with a 5.3 yard-per-carry average (26 for 137) as Dak Prescott was not sacked on 39 pass attempts for 320 yards with two touchdowns.
at Detroit (12/4) Part of an offense that totaled 417 yards, the third consecutive game above 400 yards, tying the LA Chargers for the longest 400-yard streak this season. Prescott threw for 376 yards to reach 35,000 for his career.
vs. Minnesota (12/14) The offense totaled 423 yards, including 138 on the ground with a 4.8 yard-per-carry average and two touchdowns while Prescott completed 23-of-38 passes for 294 yards.
vs. LA Chargers (12/21) Helped Dallas total 340 yards of offense while yielding just one sack on 33 dropbacks.

14 Markquese Bell, S

Games/Starts: 2025-15/3 Career-46/11

	Tackles Solo	Asst	–	Tot	Sks/ Yds	Tkl/ Loss	QB Prs	PBU	FF-FR
Last Game	1	2	–	3			1		1-0
2025	17	15	–	32		1(-4)	1	3	1-0
Career	82	57	–	139	0.0(0)	4(-13)	2	7	3-0

	Interceptions No.	Yds.	Avg.	Lg	TD	Fumble Recoveries No.	Yds.	Avg.	Lg	TD
Last Game										
2025	1	24	24.0	24	0					
Career	1	24	24.0	24	0					

	Special Teams Solo	Asst	–	Tot	FF	FR	BP	BFG	BXP
Last Game									
2025	1	6	–	7					
Career	3	6	–	9					

at Philadelphia (9/4) and **vs. N.Y. Giants (9/14)** Saw time on special teams.
at Chicago (9/21) Played on special teams.
vs. Green Bay (9/28) Played mainly on special teams, finishing with a tackle and returned a blocked PAT for two points - a first in Dallas history.
at N.Y. Jets (10/5) Finished with one tackle on defense and one on special teams.
at Carolina (10/12) Was in on two tackles.
vs. Washington (10/19) Started in place of Juanyeh Thomas (migraine) and notched six tackles and a pass breakup.
at Denver (10/26) Had four tackles in his second start in place of Thomas (migraine).
vs. Arizona (11/3) Second on the team with nine tackles, starting at safety.
at Las Vegas (11/17) Had his first career interception to go with two breakups and a special teams stop.
vs. Philadelphia (11/23) Saw time on defense and special teams, finishing with one special teams tackle.
vs. Kansas City (11/27) Added two tackles as a reserve safety.
at Detroit (12/4) Had three tackles on defense and one on special teams.
vs. Minnesota (12/14) Posted a pair of tackles, a tackle for loss and two special teams stops.
vs. LA Chargers (12/21) Notched three tackles, one hurry and forced a fumble.

26 DaRon Bland, CB

Games/Starts: 2025-12/12 Career-53/42

	Tackles Solo	Asst	–	Tot	Sks/ Yds	Tkl/ Loss	QB Prs	PBU	FF-FR
2025	46	28	–	74		2(-6)	3	6	
Career	168	78	–	246	0.0(0)	6(-13)	7	33	1-1

	Interceptions No.	Yds.	Avg.	Lg	TD	Fumble Recoveries No.	Yds.	Avg.	Lg	TD
2025	1	68	68.0	68t	1					
Career	15	2960	19.7	68t	6	1	0	0.0	0	0

	Special Teams Solo	Asst	–	Tot	FF	FR	BP	BFG	BXP
Career	2	0	–	2					

SEASON-HIGHS

Total Tackles	14, vs. Ari, 11/3
Solo Tackles	7, at LV, 11/17

- Signed a four-year extension on Aug. 31.
- Named as an honorary captain for the game at Denver.
- Placed on Reserve/Injured with a foot injury on Dec. 20.

at Philadelphia (9/4) Notched four tackles and a pressure.
vs. N.Y. Giants (9/14) and **at Chicago (9/21)** Inactive/Injured-Foot.
vs. Green Bay (9/28) Started and tallied five tackles with one for a loss.
at N.Y. Jets (10/5) Had six tackles in the start.
at Carolina (10/12) Added three tackles.
vs. Washington (10/19) Second on the team with seven tackles along with a hurry and a pass breakup - which was an interception he returned for a career-long 68-yard touchdown. It was his sixth career pick six.

DaRon Bland, cont.

at Denver (10/26) Named an honorary captain and notched seven tackles - tied for second on the team.
vs. Arizona (11/3) Led the team with a career-best 14 tackles along with one pass breakup.
at Las Vegas (11/17) Led the team with 10 tackles to go with a pair of deflections.
vs. Philadelphia (11/23) Added four tackles and a breakup.
vs. Kansas City (11/27) Had three tackles, holding the Chiefs to 5-of-13 (38.5%) on third downs - the third-lowest rate of the season.
at Detroit (12/4) Second on the team with seven tackles along with one for a loss.
vs. Minnesota (12/14) Made four tackles and broke up one pass.

23 Jaydon Blue, RB

Games/Starts: 2025-4/0 Career-4/0

	Rushing					Receiving				
	Att.	Yds.	Avg.	Lg	TD	Rec.	Yds.	Avg.	Lg	TD
Last Game	INACTIVE									
2025	22	65	3.0	14	0	1	5	5.0	5	0

	Kickoff Returns				
	Att.	Yds.	Avg.	Lg	TD
Last Game	INACTIVE				
2025	3	72	24.0	32	0

at Philadelphia (9/4), vs. N.Y. Giants (9/14), at Chicago (9/21) and **vs. Green Bay (9/28)** Inactive.
at N.Y. Jets (10/5) Made his NFL debut and rushed four times for seven yards and returned one kickoff 32 yards.
at Carolina (10/12) Rushed three times for 0 yards and returned two kickoffs for 40.
vs. Washington (10/19) Ran the ball seven times for 29 yards and had his first career reception for five.
at Denver (10/26) Rushed eight times for 29 yards.
vs. Arizona (11/3), **at Las Vegas (11/17)**, **vs. Philadelphia (11/23)**, **vs. Kasnas City (11/27)**, **at Detroit (12/4)**, **vs. Minnesota (12/14)** and **vs. LA Chargers (12/21)** Inactive.

52 Tyler Booker, G

Games/Starts: 2025-11/11 Career-11/11

at Philadelphia (9/4) Made his NFL debut, starting at right guard and helped the offense to a 5.4 yard-per-rush average while not allowing a sack on 35 dropbacks.
vs. N.Y. Giants (9/14) Aided the offense in racking up 478 yards - the most in a game for Dallas since 640 yards against the N.Y. Giants (11/12/23).
at Chicago (9/21) Helped rack up a 6.1 yard-per-rush (20 for 121) average while allowing two sacks on 47 pass plays.
vs. Green Bay (9/28), at N.Y. Jets (10/5) and **at Carolina (10/12)** Inactive/Injured-Ankle.
vs. Washington (10/19) Returned to the starting lineup after missing three games with an ankle injury and helped block for 152 rushing yards with one touchdown on 31 carries (4.9-yard avg.) and allowed Prescott to throw for 264 yards and three touchdowns with one sack on 31 dropbacks.
at Denver (10/26) Blocked for 339 yards, totaling 231 through the air and 108 on the ground, while Javonte Williams rushed for a two scores.
vs. Arizona (11/3) Helped clear the way for a 5.9 yard-per-carry rushing average.
at Las Vegas (11/17) The offense netted 381 yards (114 rushing, 267 passing) and rang up four passing touchdowns while yielding one sack on 34 pass plays.
vs. Philadelphia (11/23) Part of a line that racked up 473 yards - the most in a non-overtime game this year - including 125 on the ground and 354 through the air. Dallas yielded just one sack on 37 pass plays.
vs. Kansas City (11/27) Blocked for a 457-yard outing - most yielded by the chiefs this season - with a 5.3 yard-per-carry average (26 for 137) as Dak Prescott was not sacked on 39 pass attempts for 320 yards with two touchdowns.
at Detroit (12/4) Part of an offense that totaled 417 yards, the third consecutive game above 400 yards, tying the LA Chargers for the longest 400-yard streak this season. Prescott threw for 376 yards to reach 35,000 for his career.
vs. Minnesota (12/14) The offense totaled 423 yards, including 138 on the ground with a 4.8 yard-per-carry average and two touchdowns while Prescott completed 23-of-38 passes for 294 yards.
vs. LA Chargers (12/21) Helped Dallas total 340 yards of offense while yielding just one sack on 33 dropbacks.

25 Trikweze Bridges, CB

Games/Starts: 2025-14/1 Career-14/1

	Tackles				Sks/	Tkl/	QB		
	Solo	Asst	–	Tot	Yds	Loss	Prs	PBU	FF-FR
Last Game								1	
2025	13	3	–	16				3	

	Interceptions					Fumble Recoveries				
	No.	Yds.	Avg.	Lg	TD	No.	Yds.	Avg.	Lg	TD
Last Game										
2025	1	7	7.0	7	0					

	Special Teams								
	Solo	Asst	–	Tot	FF	FR	BP	BFG	BXP
Last Game	1	1	–	2					
2025	1	1	–	2					

- Claimed off waivers from the LA Chargers (8/27).

at Philadelphia (9/4) Made his NFL debut on special teams.
vs. N.Y. Giants (9/14) Saw a majority of his time on special teams
at Chicago (9/21) Saw time as a reserve and notched his first NFL stats, finishing with four tackles.
vs. Green Bay (9/28), **at N.Y. Jets (10/5)** and **at Carolina (10/12)** Played on special teams.
vs. Washington (10/19) Saw extended time on defense, making four tackles.
at Denver (10/26) Had his first career start as Trevon Diggs (concussion/knee) landed on Reserve/Injured and posted four tackles, two breakups (first in his career) and his first career interception.
vs. Arizona (11/3) Assisted on one tackle.
at Las Vegas (11/17) Inactive.
vs. Philadelphia (11/23) Played on defense and special teams.
vs. Kansas City (11/27) Added three tackles on defense.
at Detroit (12/4) and **vs. Minnesota (12/14)** Played on special teams.
vs. LA Chargers (12/21) Broke up a pass and had his first two career special teams tackles.

31 Josh Butler, CB

Games/Starts: 2025-0/0-PUP Career-5/3

	Tackles				Sks/	Tkl/	QB		
	Solo	Asst	–	Tot	Yds	Loss	Prs	PBU	FF-FR
Last Game	RESERVE/PUP								
2025									
Career	16	4	–	20	1.0(0)	0(0)	0	5	0-0

- Started the season on Reserve/PUP after undergoing knee surgery last season.
- Returned to practice Dec. 17.

21 Caelen Carson, CB

Games/Starts: 2025-7/2 Career-13/7

	Tackles				Sks/	Tkl/	QB		
	Solo	Asst	–	Tot	Yds	Loss	Prs	PBU	FF-FR
Last Game	INACTIVE/INJURED-Shoulder/Hamstring								
2025	8	4	–	12				2	
Career	32	7	–	39	0.0(0)	0(0)	0	6	0-0

- Started the season on Reserve/Injured after suffering a knee injury in the preseason.
- Returned to practice Oct. 1 and activated Oct. 18.

vs. Washington (10/19) Made his season debut on special teams.
at Denver (10/26) Saw his time on special teams.
vs. Arizona (11/3) Notched his first tackle of the season.
at Las Vegas (11/17) Got the starting nod and tallied three tackles and tied a career high with two breakups.
vs. Philadelphia (11/23) Finished with four tackles, missing a majority of the second half (cramping).
vs. Kansas City (11/27) Inactive/Injured-Hamstring
at Detroit (12/4) Had one tackle.
vs. Minnesota (12/14) Added three tackles.
vs. LA Chargers (12/21) Inactive/Injured-Shoulder/Hamstring

38 Alijah Clark, S

Games/Starts: 2025-10/1 Career-10/1

	Tackles Solo	Asst	–	Tot	Sks/ Yds	Tkl/ Loss	QB Prs	PBU	FF-FR
Last Game									
2025	6	4	–	10					

	Special Teams Solo	Asst	–	Tot	FF	FR	BP	BFG	BXP
Last Game									
2025	3	6	–	9	1				

- Signed to the active roster from the practice squad on Oct. 4 when Malik Hooker (toe) was placed on Reserve/Injured.

at N.Y. Jets (10/5) Made his NFL debut on special teams and had his first career tackle.
at Carolina (10/12) Saw his time on special teams, tallying two tackles.
vs. Washington (10/19) Had his first career defensive tackles, finishing with two, while also seeing time on special teams.
at Denver (10/26) Logged his first career start with Donovan Wilson (elbow/shoulder) inactive and notched eight tackles before a rib injury removed him from the game.
vs. Arizona (11/3) Inactive/Injured-Ribs.
at Las Vegas (11/17) Played mainly on special teams and was in on three tackles.
vs. Philadelphia (11/23) Had his first career forced fumble (on punt coverage), which was recovered by Trent Sieg, to go with a tackle.
vs. Kansas City (11/27) Added a special teams tackle.
at Detroit (12/4) Played on special teams.
vs. Minnesota (12/14) Had a tackle on special teams.
vs. LA Chargers (12/21) Played mainly on special teams.

95 Kenny Clark, DT

Games/Starts: 2025-15/15 Career-155/141

	Tackles Solo	Asst	–	Tot	Sks/ Yds	Tkl/ Loss	QB Prs	PBU	FF-FR
Last Game	2	2	–	4					
2025	16	18	–	34	3.0(-24)	4(-9)	39		
Career	291	240	–	531	38.0(-268)	60(-239)	132	11	7-8

	Interceptions No.	Yds.	Avg.	Lg	TD	Fumble Recoveries No.	Yds.	Avg.	Lg	TD
Career						8	2	0.3	2t	0

SEASON-HIGHS

Total Tackles	5, at Phi, 9/4
Solo Tackles	3, at Phi, 9/4 and vs. Ari, 11/3
Pressures	5, vs. Was, 10/19
Sacks	1.0, vs. NYG, 9/14 and vs. Ari, 11/3

- Acquired in a trade with Green Bay for Micah Parsons before Week 1.
- Selected as an honorary captain against his former team - Green Bay.
- Second on the team with 39 pressures.

at Philadelphia (9/4) Made his Cowboys debut, starting at one of the defensive tackle spots, and notched five tackles and three pressures. Surpassed 500 career tackles on the night.
vs. N.Y. Giants (9/14) In on four tackles with one sack and four hurries.
at Chicago (9/21) Tied for the team lead with three pressures and added a tackle.
vs. Green Bay (9/28) Facing his former team and notched four hurries and three tackles.
at N.Y. Jets (10/5) Added one tackle, a half sack, a tackle for loss and a pressure.
at Carolina (10/12) Tallied two tackles and three hurries.
vs. Washington (10/19) Tied the team lead with five hurries along with a tackle.
at Denver (10/26) Made one tackle.
vs. Arizona (11/3) Notched four tackles, one sack, one tackle for loss and four pressures.
at Las Vegas (11/17) Added a tackle, a half sack, one tackle for loss and four pressures on a defense that totaled 26 hurries playing in his 150th career game.
vs. Philadelphia (11/23) Posted one tackle and a pressure.
vs. Kansas City (11/27) Had four pressures.
at Detroit (12/4) Logged three tackles and a hurry.
vs. Minnesota (12/14) Logged three tackles, one for a loss and two hurries.
vs. LA Chargers (12/21) Posted four tackles.

42 Jadeveon Clowney, DE

Games/Starts: 2025-11/5 Career-151/132

	Tackles Solo	Asst	–	Tot	Sks/ Yds	Tkl/ Loss	QB Prs	PBU	FF-FR
Last Game									
2025	14	16	–	30	4.0(-25)	1(-4)	24	3	0-1
Career	287	152	–	439	62.0(-476)	104(-455)	163	35	15-10

	Interceptions No.	Yds.	Avg.	Lg	TD	Fumble Recoveries No.	Yds.	Avg.	Lg	TD
Last Game										
2025						1	0	0.0	0	0
Career	1	27	27.0	27t	1	10	81	8.1	10t	3

- Signed Sept. 15.
- Named as an honorary captain for the game against the LA Chargers..

at Chicago (9/21) Inactive.
vs. Green Bay (9/28) Made his Cowboys debut to the tune of three tackles and two hurries.
at N.Y. Jets (10/5) Was in on two tackles and notched four pressures - the most since he had four with Baltimore at Tennessee (10/15/23).
at Carolina (10/12) Had a tackle and a pressure.
vs. Washington (10/19) Notched his first sack and fumble recovery as a Cowboy, adding four tackles, three pressures and two breakups.
at Denver (10/26) Added two tackles.
vs. Arizona (11/3) Led the defensive line with six tackles and led the team with six hurries, adding a sack, a tackle for loss and a breakup in his first start as a Cowboy.
at Las Vegas (11/17) Had a tackle and four pressures as the defense racked up 26 pressures in the game.
vs. Philadelphia (11/23) Logged three tackles and a pressure.
vs. Kansas City (11/27) Had his first multi-sack game since 2023, finishing with two, along with four tackles and two pressures.
at Detroit (12/4) Inactive/Injured-Hamstring.
vs. Minnesota (12/14) Played in his 150th career game and added four tackles and a pressure.
vs. LA Chargers (12/21) Played on defense.

69 Ajani Cornelius, T

Games/Starts: 2025-1/0 Career-1/0

- Placed on Reserve/Injured with knee injuries on Nov. 17.

at Philadelphia (9/4), vs. N.Y. Giants (9/14), vs. Green Bay (9/28) and **at Chicago (9/21)** Inactive.
at N.Y. Jets (10/5) Made his NFL debut on special teams.
at Carolina (10/12), **vs. Washington (10/19)**, **at Denver (10/26)** and **vs. Arizona (11/3)** Inactive/Injured-Knees.

43 Malik Davis, RB

Games/Starts: 2025-9/0 Career-24/0

	Rushing Att.	Yds.	Avg.	Lg	TD	Receiving Rec.	Yds.	Avg.	Lg	TD
Last Game	8	23	2.9	8	0					
2025	32	147	4.6	43t	2	2	16	8.0	9	0
Career	70	308	4.4	43t	3	8	79	9.9	18	0

	Special Teams Solo	Asst	–	Tot	FF	FR	BP	BFG	BXP
Last Game									
2025	2	5	–	7					
Career	5	6	–	11					

- Signed to the active roster on Nov. 3 and released Nov. 4.
- Signed to the practice squad 11/7 and signed to the active roster Nov. 22.

vs. Washington (10/19) Elevated from the practice squad and saw a majority of his time on special teams, finishing with three tackles.
at Denver (10/26) Elevated and saw time on offense special teams and rushed for three yards on two carries.
vs. Arizona (11/3) Had one carry for three yards, seeing time on offense and special teams.
at Las Vegas (11/17) Rushed four times for 20 yards and played on special teams.
vs. Philadelphia (12/23) Rushed three times for 24 yards with a long of 21 and saw action on special teams.
vs. Kansas City (11/27) Rushed three times for 47 yards, including a career-long 43-yard touchdown run and added a tackle on special teams.

Malik Davis, cont.

at Detroit (12/4) Rushed three times for six yards and added a pair of special teams tackles.
vs. Minnesota (12/14) Ran eight times for 21 yards and a touchdown and caught two balls for 16 yards, seeing extended time when Javonte Williams (shoulder) left the game in the first half (but returned in the second half).
vs. LA Chargers (12/21) Rushed eight times for 23 yards.

7 Trevon Diggs, CB

Games/Starts: 2025-7/5 Career-65/62

	Tackles Solo	Asst	–	Tot	Sks/ Yds	Tkl/ Loss	QB Prs	PBU	FF-FR
Last Game	4	2	–	6					
2025	17	9	–	26		1(-3)	2		
Career	203	44	–	247	1.0(0)	2(-4)	3	63	2-1

	Interceptions No.	Yds.	Avg.	Lg	TD	Fumble Recoveries No.	Yds.	Avg.	Lg	TD
Career	20	204	10.2	59t	2	1	17	17.0	17	0

SEASON-HIGHS

Total Tackles 5, vs. GB, 9/28 and at NYJ, 10/5
Solo Tackles 3, vs. NYG, 9/14

- Placed on Reserve/Injured with a concussion and knee injury Oct. 25.
- Returned to practice Nov. 30 and activated Dec. 20.

at Philadelphia (9/4) Saw limited snaps in his return to the field from knee surgery and had one tackle and a pressure.
vs. N.Y. Giants (9/14) Made the start and finished with four tackles.
at Chicago (9/21) Notched two tackles.
vs. Green Bay (9/28) Tallied five tackles with one for a loss.
at N.Y. Jets (10/5) Added five tackles in the start.
at Carolina (10/12) Posted three tackles and a pressure.
vs. Washington (10/19) Inactive/Injured-Concussion.
vs. LA Chargers (12/21) Returned to start and tallied six tackles.

41 Donovan Ezeiruaku, DE

Games/Starts: 2025-15/7 Career-15/7

	Tackles Solo	Asst	–	Tot	Sks/ Yds	Tkl/ Loss	QB Prs	PBU	FF-FR
Last Game	0	2	–	2			1		
2025	19	23	–	42	2.0(-15)	7(-25)	39		1-0

SEASON-HIGHS

Total Tackles 5, vs. GB, 9/28 and vs. LV, 11/17
Solo Tackles 4, vs. GB, 9/28
Pressures 6, vs. KC, 11/27

- Leads the team with seven tackles for loss and tied for second with 39 pressures.

at Philadelphia (9/4) Made his NFL debut as a reserve lineman and recorded three tackles and a pressure.
vs. N.Y. Giants (9/14) Added one tackle and three pressures.
at Chicago (9/21) Posted two tackles and two pressures.
vs. Green Bay (9/28) Had five tackles, his first two career tackles for loss and a pressure.
at N.Y. Jets (10/5) Added three tackles and five pressures.
at Carolina (10/12) Was in on a pair of tackles with one tackle for a loss, two pressures and his first career forced fumble.
vs. Washington (10/19) Logged his first career sack along with four pressures, three tackles and a tackle for loss.
at Denver (10/26) Led the team with four hurries along with one stop.
vs. Arizona (11/3) Made his first career start and posted two tackles, one sack and five hurries.
at Las Vegas (11/17) Notched five tackles with two tackles for loss. One of his tackles for loss resulted in a safety.
vs. Philadelphia (11/23) Had three tackles and two hurries.
vs. Kansas City (11/27) Tallied a season-high six hurries with two tackles.
at Detroit (12/4) Added four tackles, two pressures and a stop for loss.
vs. Minnesota (12/14) Added four tackles and a pressure.
vs. LA Chargers (12/21) Posted two tackles and one hurry.

87 Jake Ferguson, TE

Games/Starts: 2025-15/8 Career-62/46

	Receiving Rec.	Yds.	Avg.	Lg	TD	Rushing No.	Yds.	Avg.	Lg	TD
Last Game	3	19	6.3	8	0					
2025	80	589	7.4	26t	7	1	1	1.0	1	0
Career	229	2,018	8.8	40t	14	1	1	1.0	1	0

	Special Teams Solo	Asst	–	Tot	FF	FR	BP	BFG	BXP
Career	1	0	–	1					

SEASON-HIGHS

Receptions 13, at Chi, 9/21
Receiving Yards 82, at Chi, 9/21
Long Reception 26t, at NYJ, 10/5

- Signed a four-year extension on Aug. 27, keeping him in Dallas through 2029.
- Named as an honorary captain for the game at Carolina.
- Tied for second in the NFL among tight ends in receptions (80) and tied for third with seven touchdowns.

at Philadelphia (9/4) Caught five passes for 23 yards.
vs. N.Y. Giants (9/14) Had a career-high nine catches (tied for the team lead) for 78 yards (third in his career).
at Chicago (9/21) In his 50th career game, led the team with a career-high 13 catches for a team-best 82 yards (third in his career).
vs. Green Bay (9/28) Second on the team with seven catches for 40 yards and a touchdown - his first since 2023. Has 34 catches in four games - the most by a tight end through four games in NFL history and second by a pass catcher in team history (Amari Cooper, 37 in 2020).
at N.Y. Jets (10/5) Led the team with seven catches and two touchdowns with 49 yards. It was his first career regular season multi-touchdown game, and he became the second Dallas tight end (Jason Witten in 2008) to have at least five receptions in each of the first five games.
at Carolina (10/12) Caught three passes for 33 yards with a touchdown - tying his career-long streak of three straight games with a score.
vs. Washington (10/19) Had a team-high seven catches and two touchdowns with 29 yards. It was his second career multi-touchdown game and marked his fourth straight game with a touchdown - joining Jason Witten as the only two club tight ends with a touchdown in at least four straight games. His second touchdown catch established a career-high with his sixth scoring catch of the season.
at Denver (10/26) Was held without a catch.
vs. Arizona (11/3) Had five receptions for 50 yards.
at Las Vegas (11/17) Caught four passes for 16 yards and a touchdown, his seventh touchdown of the season.
vs. Philadelphia (11/23) Caught five passes for 60 yards. Also credited with his first career rush - a run for one yard.
vs. Kansas City (11/27) Caught five passes for 46 yards.
at Detroit (12/4) Caught five passes for 58 yards to establish a career-high with 75 catches on the year.
vs. Minnesota (12/14) Caught two passes for 16 yards.
vs. LA Chargers (12/21) Caught three passes for 19 yards to top 2,000 career receiving yards, joining Jason Witten as the only two tight ends with at least 2,000 yards in the first four seasons of a career.

19 Ryan Flournoy, WR

Games/Starts: 2025-15/3 Career-26/4

	Receiving Rec.	Yds.	Avg.	Lg	TD	Rushing Att.	Yds.	Avg.	Lg	TD
Last Game	2	18	9.0	13	1					
2025	35	407	11.6	46	4	4	25	6.3	12	0
Career	45	509	11.3	46	4	4	25	6.3	12	0

	Special Teams Solo	Asst	–	Tot	FF	FR	BP	BFG	BXP
Last Game									
2025	2	1	–	3					
Career	4	1	–	5					

- Signed to the active roster from the practice squad (9/13).

at Philadelphia (9/4) Elevated from the practice squad and saw time on special teams.

Ryan Flournoy, cont.

vs. N.Y. Giants (9/14) Saw a majority of his time on special teams and notched a pair of tackles.
at Chicago (9/21) Caught two passes for 21 yards and played on special teams.
vs. Green Bay (9/28) Caught two passes for 14 yards and had his first career rush for 12 yards.
at N.Y. Jets (10/5) Started in place of KaVontae Turpin (foot) and led the team with a then career-best 114 yards - his first career 100-yard outing - on six catches - also a career-high. Had a career-long 46-yard reception while also adding two runs for 10 yards.
at Carolina (10/12) Caught three passes for 30 yards and rushed once for three.
vs. Washington (10/19) Played on offense and special teams, posting a stop on teams.
at Denver (10/26) Had one catch for seven yards.
vs. Arizona (11/3) Notched his first career touchdown on two catches for 12 yards.
at Las Vegas (11/17) Got the starting nod and caught one pass for a two-yard touchdown.
vs. Philadelphia (11/23) Played on offense and special teams.
vs. Kansas City (11/27) Logged three receptions for 34 yards.
at Detroit (12/4) Led the team with a career-high nine receptions and a career-high 115 yards with one touchdown.
vs. Minnesota (12/14) Caught four passes for 40 yards.
vs. LA Chargers (12/21) Had two catches for 18 yards and a touchdown before leaving the game with a knee injury.

13 Dante Fowler, DE

Games/Starts: 2025-15/10 Career-157/57

	Tackles				Sks/	Tkl/	QB		
	Solo	Asst	–	Tot	Yds	Loss	Prs	PBU	FF-FR
Last Game	1	1	–	2					
2025	8	6	–	14	3.0(-21)	1(-2)	36	2	
Career	192	88	–	280	58.5(-407)	65(-304)	168	22	15-5

	Interceptions					Fumble Recoveries				
	No.	Yds.	Avg.	Lg	TD	No.	Yds.	Avg.	Lg	TD
Career	1	67	67.0	67t	1	5	79	15.8	53t	2

SEASON-HIGHS

Total Tackles 2, vs. GB, 9/28
Pressures 6, at NYJ, 10/5

at Philadelphia (9/4) Earned the start in his return to Dallas and finished with four quarterback hurries.
vs. N.Y. Giants (9/14) Notched one tackle and two pressures.
at Chicago (9/21) Had a tackle, three pressures and a breakup.
vs. Green Bay (9/28) Added two tackles and three pressures.
at N.Y. Jets (10/5) Had a career-best six hurries to go with a sack and a tackle.
at Carolina (10/12) Posted one stop.
vs. Washington (10/19) Logged one tackle, one stop for a loss and tied for the team high with five pressures.
at Denver (10/26) In his 150th career outing, had three hurries and one stop.
vs. Arizona (11/3) Had a sack and a tackle in a reserve role.
at Las Vegas (11/17) Added three pressures on a defense that totaled 26 for the game.
vs. Philadelphia (11/23) Logged three pressures.
vs. Kansas City (11/27) Had a sack, three pressures and one tackle.
at Detroit (12/4) Had two tackles.
vs. Minnesota (12/14) Tallied one pressure.
vs. LA Chargers (12/21) Posted two tackles.

29 C.J. Goodwin, CB

Games/Starts: 2025-15/0 Career-134/1

	Special Teams								
	Solo	Asst	–	Tot	FF	FR	BP	BFG	BXP
Last Game									
2025	9	6	–	15					
Career	60	23	–	83	2	1			

	Tackles				Sks/	Tkl/	QB		
	Solo	Asst	–	Tot	Yds	Loss	Prs	PBU	FF-FR
Career	13	4	–	17			2	2	

	Punt Returns					
	No.	Yds.	Avg.	FC	Lg	TD
Career	0	73	-	0	73	0

- Selected as one of the special teams captains.
- Second on the team with 15 special teams tackles.

at Philadelphia (9/4) Saw all his action on special teams.
vs. N.Y. Giants (9/14) Led the team with three special teams tackles.
at Chicago (9/21) Contributed on special teams.
vs. Green Bay (9/28) Had one special teams stop.
at N.Y. Jets (10/5) Finished with a special teams tackle.
at Carolina (10/12) Played on special teams.
vs. Washington (10/19) Assisted on a special teams tackle.
at Denver (10/26) Had a special teams tackle.
vs. Arizona (11/3) Added two special teams stops.
at Las Vegas (11/17) Posted one tackle on special teams.
vs. Philadelphia (11/23) Notched two tackles on special teams.
vs. Kansas City (11/27) Added a special teams tackle, establishing a single-season career-best with 13 on the year.
at Detroit (12/4) Had two special teams tackles.
vs. Minnesota (12/14) and **vs. LA Chargers (12/21)** Played on special teams.

60 Tyler Guyton, T

Games/Starts: 2025-10/10 Career-25/21

at Philadelphia (9/4) Started at left tackle and helped the offense to a 5.4 yard-per-rush average while not allowing a sack on 35 dropbacks.
vs. N.Y. Giants (9/14) Aided the offense in racking up 478 yards - the most in a game for Dallas since 640 yards against the N.Y. Giants (11/12/23).
at Chicago (9/21) Helped rack up a 6.1 yard-per-rush (20 for 121) average while allowing two sacks on 47 pass plays.
vs. Green Bay (9/28) Left the game in the fourth quarter (concussion) but assisted the offense to 436 yards, including 319 through the air with a 4.5 yard–per-carry average, allowing just one sack on 41 pass plays.
at N.Y. Jets (10/5) Inactive/Injured-Concussion.
at Carolina (10/12) Returned to the starting lineup and protected for Prescott to throw for 261 yards and three touchdowns on 25-of-34 attempts with no sacks and no turnovers.
vs. Washington (10/19) Helped block for 152 rushing yards with one touchdown on 31 carries (4.9-yard avg.) and allowed Prescott to throw for 264 yards and three touchdowns with one sack on 31 dropbacks.
at Denver (10/26) Blocked for 339 yards, totaling 231 through the air and 108 on the ground, while Javonte Williams rushed for a pair of touchdowns.
vs. Arizona (11/3) Helped clear the way for a 5.9 yard-per-carry rushing average.
at Las Vegas (11/17) The offense netted 381 yards (114 rushing, 267 passing) and rang up four passing touchdowns while yielding one sack on 34 pass plays.
vs. Philadelphia (11/23) Left the game in the third quarter with an ankle injury, but was part of a line that racked up 473 yards - the most in a non-overtime game this year - including 125 on the ground and 354 through the air. Dallas yielded just one sack on 37 pass plays.
vs. Kansas City (11/27), **at Detroit (12/4)**, **vs. Minnesota (12/14)** and **vs. LA Chargers (12/21)** Inactive/Injured-Ankle.

67 Brock Hoffman, C

Games/Starts: 2025-15/6 Career-52/15

at Philadelphia (9/4) Played on the field goal unit.
vs. N.Y. Giants (9/14) Played on the field goal unit and stepped in at center for Cooper Beebe (ankle) for overtime.
at Chicago (9/21) Started in place of Beebe (ankle) and helped rack up a 6.1 yard-per-rush (20 for 121) average while allowing two sacks on 47 pass plays.
vs. Green Bay (9/28) In the place of Beebe (ankle), assisted the offense to 436 yards, including 319 through the air with a 4.5 yard–per-carry average, allowing just one sack on 41 pass plays.
at N.Y. Jets (10/5) Behind his third start for Beebe (ankle), the offense garnered 416 yards, including 180 on the ground, with a 6.2 yard-per-carry average, and Dak Prescott threw for 237 yards with four touchdowns.
at Carolina (10/12) Protected for Prescott to throw for 261 yards and three touchdowns on 25-of-34 attempts with no sacks and no turnovers.
vs. Washington (10/19) Helped block for 152 rushing yards with one touchdown on 31 carries (4.9-yard avg.) and allowed Prescott to throw for 264 yards and three touchdowns with one sack on 31 dropbacks.
at Denver (10/26) Blocked for 339 yards, totaling 231 through the air and 108 on the ground, while Javonte Williams rushed for a pair of touchdowns.

Brock Hoffman, cont.

vs. Arizona (11/3) With the return of Beebe, played solely on special teams.
at Las Vegas (11/17), **vs. Philadelphia (11/23)**, **vs. Kansas City (11/27)**, **at Detroit (12/4)** and **vs. Minnesota (12/14)** Played on special teams.
vs. LA Chargers (12/21) Saw a majority of his time on special teams, stepping in at center when Beebe (eye) left the game for a portion of one series.

28 Malik Hooker, S

Games/Starts: 2025-10/10 Career-110/86

	Tackles Solo	Asst	–	Tot	Sks/ Yds	Tkl/ Loss	QB Prs	PBU	FF-FR
Last Game	5	2	–	7		1(-3)			
2025	27	21	–	48		2(-4)		1	
Career	271	155	–	426	0.0(0)	12(-25)	2	25	1-4

	Interceptions No.	Yds.	Avg.	Lg	TD	Fumble Recoveries No.	Yds.	Avg.	Lg	TD
Career	14	195	13.9	32	0	4	41	10.3	38t	1

	Special Teams Solo	Asst	–	Tot
Career	1	0	–	1

SEASON-HIGHS

Total Tackles	9, at Phi, 9/4
Solo Tackles	4, at Phi, 9/4

- Selected as an honorary captain against the N.Y. Giants (9/14).
- Placed on Reserve/Injured with a toe injury on Oct. 4
- Returned to practice Nov. 13 and activated Nov. 17.

at Philadelphia (9/4) Tied for the team lead with nine tackles.
vs. N.Y. Giants (9/14) Tallied five tackles.
at Chicago (9/21) Added three stops.
vs. Green Bay (9/28) Reached 400 career tackles, finishing with five before leaving the game with a toe injury.
at Las Vegas (11/17) After missing five games with the toe injury, returned to start and finished with two tackles, one stop for a loss and a breakup.
vs. Philadelphia (11/23) Third on the defense with five stops.
vs. Kansas City (11/27) Totaled one tackle after departing with back spasms.
at Detroit (12/4) Had four tackles.
vs. Minnesota (12/14) Second on the team with six tackles.
vs. LA Chargers (12/21) Finished second with seven tackles along with one for a loss.

53 James Houston, DE

Games/Starts: 2025-15/0 Career-32/2

	Tackles Solo	Asst	–	Tot	Sks/ Yds	Tkl/ Loss	QB Prs	PBU	FF-FR
Last Game	1	0	–	1					
2025	8	8	–	16	5.5(-46)	1(-4)	11		1-1
Career	23	11	–	34	14.5(-109)	9(-67)	25	0	2-2

	Interceptions No.	Yds.	Avg.	Lg	TD	Fumble Recoveries No.	Yds.	Avg.	Lg	TD
Last Game										
2025						1	0	0.0	0	0
Career						2	0	0.0	0	0

	Special Teams Solo	Asst	–	Tot	FF	FR	BP	BFG	BXP
Last Game	1	1	–	2					
2025	4	5	–	9					
Career	6	6	–	12					

SEASON-HIGHS

Total Tackles	4, at Car, 10/12
Solo Tackles	2, at Phi, 9/4
Pressures	2, 3 times, last vs. KC, 11/27
Sacks	1.5, at NYJ, 10/5

- Leads the team with 5.5 sacks.

at Philadelphia (9/4) Made his Cowboys debut as a reserve lineman and tallied two tackles, one tackle for loss and a pressure.
vs. N.Y. Giants (9/14) Had two tackles, one sack and a hurry.
at Chicago (9/21) Had one tackle on defense and one on special teams.
vs. Green Bay (9/28) Had a sack/fumble that he also recovered along with one pressure and a stop on special teams.
at N.Y. Jets (10/5) Had his first multi-sack game as a Cowboy, finishing with 1.5 to go with two pressures.
at Carolina (10/12) Totaled four tackles on defense and one on teams.
vs. Washington (10/19) Added one tackle, two hurries and a stop on special teams.
at Denver (10/26) Saw time as a reserve with no stats.
vs. Arizona (11/3) Logged three tackles and a hurry.
at Las Vegas (11/17) Notched one tackle, one sack and a pressure.
vs. Philadelphia (11/23) Had a hurry.
vs. Kansas City (11/27) Logged two hurries and two special teams stops.
at Detroit (12/4) Posted one tackle, a sack and a hurry.
vs. Minnesota (12/14) Played on defense and special teams.
vs. LA Chargers (12/21) Made one tackle on defense and two on special teams.

50 Shemar James, LB

Games/Starts: 2025-12/4 Career-12/4

	Tackles Solo	Asst	–	Tot	Sks/ Yds	Tkl/ Loss	QB Prs	PBU	FF-FR
Last Game	4	1	–	5					
2025	34	32	–	66	1.0(-6)	1(-1)	4		1-0

	Special Teams Solo	Asst	–	Tot	FF	FR	BP	BFG	BXP
Last Game	2	0	–	2					
2025	4	7	–	11					

at Philadelphia (9/4), vs. N.Y. Giants (9/14) and **at Chicago (9/21)** Inactive.
vs. Green Bay (9/28) Made his NFL debut on defense and special teams finishing with six tackles and one pressure.
at N.Y. Jets (10/5) Led the team with 17 tackles - the second highest figure in team history by a rookie - with one pressure.
at Carolina (10/12) Made his first career start and had a team-best 12 tackles.
vs. Washington (10/19) Posted six tackles, had his first career sack on which he forced his first career fumble and had one pressure. Added his first two career special teams tackles.
at Denver (10/26) Logged four tackles.
vs. Arizona (11/3) Added five tackles, his first career tackle for loss and a pressure.
at Las Vegas (11/17) Second on the team with seven tackles while adding two special teams tackles.
vs. Philadelphia (11/23) Added two tackles.
vs. Kansas City (11/27) Totaled one tackle on defense and two on special teams.
at Detroit (12/4) Logged three tackles on special teams and one on defense.
vs. Minnesota (12/14) Had a pair of special teams tackles.
vs. LA Chargers (12/21) Notched five tackles.

76 Trevor Keegan, G

Games/Starts: 2025-2/0 Career-3/0

- Placed on Reserve/Injured with a neck injury Oct. 21.

at Philadelphia (9/4), vs. N.Y. Giants (9/14) and **at Chicago (9/21)** Inactive.
vs. Green Bay (9/28) Did not play.
at N.Y. Jets (10/5) Made his Cowboys debut, playing mostly on special teams with some limited time on offense.
at Carolina (10/12) Played on the field goal unit.
vs. Washington (10/19) Inactive/Injured-Neck.

88 CeeDee Lamb, WR

Games/Starts: 2025-12/11 Career-93/87

	Receiving Rec.	Yds.	Avg.	Lg	TD	Rushing Att.	Yds.	Avg.	Lg	TD
Last Game	6	51	8.5	18	0					
2025	69	1,027	14.9	74t	3	1	2	2.0	2	0
Career	565	7,366	13.0	92t	41	58	390	6.7	33	3

	Punt Returns No.	Yds.	Avg.	FC	Lg	TD	Kickoff Returns No.	Yds.	Avg.	Lg	TD
Career	38	311	8.2	18	27	0	1	47	47.0	47t	1

CeeDee Lamb, cont.

SEASON-HIGHS

Receptions	9, vs. NYG, 9/14
Receiving Yards	121, at Det, 12/4
Long Reception	74t, vs. Was, 10/19

- Selected as one of the offensive captains.

at Philadelphia (9/4) Hauled in seven passes for 110 yards, his 22nd career 100-yard outing to tie Bob Hayes for third in franchise history. Became the fastest Cowboy - fifth-fastest in the NFL - to reach 500 career receptions (82 games).
vs. N.Y. Giants (9/14) Tied for the team lead with nine catches for a team-best 112 yards - his second 100-yard game of the season - to mark his fourth straight 100-yard outing (dating back to 2024).
at Chicago (9/21) Injured his ankle on the sixth play of the game and returned for only a couple of plays before sitting out the remainder of the game.
vs. Green Bay (9/28), at N.Y. Jets (10/5) and **at Carolina (10/12)** Inactive/Injured-Ankle.
vs. Washington (10/19) Returned after missing three games with an ankle injury and led the team with 110 yards and one score on five catches (second on the team). His 74-yard touchdown catch was the second longest catch in his career. It was also his third straight 100-yard outing, 24th in his career which is third in team history.
at Denver (10/26) Tied for the team lead with seven catches for 74 yards (second on the team).
vs. Arizona (11/3) Led the team in catches (seven) and yards (85). Now tied with Dez Bryant (531) for third in receptions in team history.
at Las Vegas (11/17) Did not start the game but finished second in catches (five) and yards (66) with one touchdown. Passed Dez Bryant (531) for third in receptions in franchise history (536).
vs. Philadelphia (11/23) Caught four passes for 75 yards.
vs. Kansas City (11/27) Led the team with seven catches and 112 yards with one touchdown. It was his fourth 100-yard game of the season, 25th of his career - third in franchise history. Surpassed 7,000 career yards, the 15th player in NFL history - first in Cowboys - to reach 7,000 in his first six seasons.
at Detroit (12/4) Caught six passes for 121 yards before leaving the game in the third quarter with a concussion.
vs. Minnesota (12/14) Led the team with six catches and 111 yards - his sixth 100-yard outing this season, second in the NFL. It was his 27th career 100-yard day - second in team history.
vs. LA Chargers (12/21) Caught six passes for 51 yards to top 1,000 yards for the fifth straight season - second Dallas Cowboy (Michael Irvin) with five straight 1,000-yard receiving seasons. Also topped 1,000 scrimmage yards for the sixth straight season, joining Mike Evans and Randy Moss as the only three receivers in NFL history with 1,000 scrimmage yards in each of his first six seasons.

35 Marist Liufau, LB

Games/Starts: 2025-15/5 Career-32/14

	Tackles				Sks/	Tkl/	QB		
	Solo	Asst	–	Tot	Yds	Loss	Prs	PBU	FF-FR
Last Game	0	1	–	1					
2025	9	10	–	19	1.0(-5)		4		1-0
Career	35	32	–	67	2.5(-14)	3(-7)	17	3	3-1

	Special Teams								
	Solo	Asst	–	Tot	FF	FR	BP	BFG	BXP
Last Game									
2025	6	5	–	11					
Career	8	7	–	15					

SEASON-HIGHS

Total Tackles	4, at NYJ, 10/5 and at LV, 11/17
Solo Tackles	3, at NYJ, 10/5

at Philadelphia (9/4) Saw time as a reserve linebacker and posted two tackles with one stop on special teams.
vs. N.Y. Giants (9/14) Played as a reserve and on special teams.
at Chicago (9/21) Saw action on defense and special teams.
vs. Green Bay (9/28) Started and finished with one tackle on defense and one on special teams.
at N.Y. Jets (10/5) Had four tackles, a pressure and forced a fumble that was recovered by Sam Williams.
at Carolina (10/12) Logged three tackles and a sack.
vs. Washington (10/19) Had a pressure and a special teams stop.
at Denver (10/26) Made three tackles and one stop on special teams.
vs. Arizona (11/3) Had one pressure on defense and one tackle on special teams.
at Las Vegas (11/17) Tallied four tackles and three on special teams.
vs. Philadelphia (11/23) and **vs. Kansas City (11/27)** Saw time on defense and special teams.
at Detroit (12/4) Added a pressure on defense and a pair of special teams tackles.
vs. Minnesota (12/14) Had a tackle on defense and an assist on a special teams tackle.
vs. LA Chargers (12/21) In on one tackle.

40 Hunter Luepke, FB

Games/Starts: 2025-15/4 Career-48/8

	Rushing					Receiving				
	Att.	Yds.	Avg.	Lg	TD	Rec.	Yds.	Avg.	Lg	TD
Last Game	1	0	0.0	0	0	1	14	14.0	14	0
2025	7	29	4.1	8	0	11	91	8.3	15	1
Career	25	86	3.4	10	1	26	220	8.5	24	1

	Kickoff Returns				
	No.	Yds.	Avg.	Lg	TD
Career	2	15	7.5	15	0

	Special Teams								
	Solo	Asst	–	Tot	FF	FR	BP	BFG	BXP
Last Game									
2025	4	8	–	12					
Career	11	18	–	29					

- Signed a two-year extension prior to the first game.
- Named as an honorary captain for the game at Las Vegas.

at Philadelphia (9/4) Saw time as a reserve running back and on special teams.
vs. N.Y. Giants (9/14) Saw time as a reserve running back and on special teams, finishing with a pair of tackles.
at Chicago (9/21) Started as part of a two-back set and played on special teams.
vs. Green Bay (9/28) Had a carry for six yards and a special teams stop.
at N.Y. Jets (10/5) Caught one pass for 10 yards while also clearing the path on Javonte Williams' touchdown run. Also had two stops on special teams.
at Carolina (10/12) Caught two passes for seven yards with his first career receiving touchdown - the first Cowboys fullback with a touchdown catch since Deon Anderson in 2008.
vs. Washington (10/19) Had one catch for three yards while helping block for a 4.9 yard-per-carry average. Added a special teams tackle.
at Denver (10/26) Rushed once for two yards while helping Williams with two rushing scores.
vs. Arizona (11/3) Played on offense and special teams.
at Las Vegas (11/17) Rushed once for five yards and had a career-high three catches for a career-high 36 yards. Also had a stop on special teams.
vs. Philadelphia (11/23) Got the starting nod and helped block for 125 rushing yards on 31 carries (4.0 avg.) with one touchdown and caught one pass for seven yards. Led the team with three special teams tackles.
vs. Kansas City (11/27) Helped block for 137 rushing yards on 26 runs for a 5.3 yard-per-carry average.
at Detroit (12/4) Saw time on offense and special teams, finishing with two tackles.
vs. Minnesota (12/14) Rushed three times for 16 yards and caught two passes for 14 yards before leaving the game with a concussion suffered on the final play of the first half.
vs. LA Chargers (12/21) Caught one pass for 14 yards and rushed once for no yards.

37 Phil Mafah, RB

Games/Starts: 2025-0/0-IR Career-0/0

	Rushing					Receiving				
	Att.	Yds.	Avg.	Lg	TD	Rec.	Yds.	Avg.	Lg	TD
Last Game	RESERVE/INJURED					RESERVE/INJURED				
2025										

- Started the season on Reserve/Injured after suffering a shoulder injury in preseason.
- Returned to practice Dec. 17.

10 Joe Milton, QB

Games/Starts: 2025-3/0 Career-4/0

	Passing									
	Att	Com	Yds	Pct	Yds/Att	TD	Int	Lng	Sk/Yds	Rtng
Last Game	2	2	11	100.0	5.5	0	0	7	0/0	89.6
2025	11	8	110	72.7	10.0	1	1	35t	0/0	96.8
Career	40	30	351	75.0	8.8	2	1	48t	0/0	107.4

	Rushing				
	Att.	Yds.	Avg.	Lg	TD
Last Game	1	7	7.0	7	0
2025	1	7	7.0	7	0
Career	11	23	2.1	9	1

at Philadelphia (9/4) and **vs. N.Y. Giants (9/14)** Did not play.
at Chicago (9/21) Made his Cowboys debut in the fourth quarter and completed three-of-five passes for 41 yards with one interception.
vs. Green Bay (9/28) at N.Y. Jets (10/5), **at Carolina (10/12)** and **vs. Washington (10/19)** Did not play.
at Denver (10/26) Stepped in during the fourth quarter and finished the game completing three-of-four passes for 58 yards with his first touchdown as a Cowboy - a 35-yard scoring pass to Jalen Tolbert.
vs. Arizona (11/3), **at Las Vegas (11/17)**, **vs. Philadelphia (11/23)**, **vs. Kansas City (11/27)**, **at Detroit (12/4)** and **vs. Minnesota (12/14)** Did not play.
vs. LA Chargers (12/21) Saw time late in the fourth quarter and completed both of his passes for 11 yards and rushed once for seven.

81 Jonathan Mingo, WR

Games/Starts: 2025-3/0 Career-35/20

	Receiving					Rushing				
	Rec.	Yds.	Avg.	Lg	TD	Att.	Yds.	Avg.	Lg	TD
Last Game										
2025	1	25	25.0	25	0					
Career	61	610	10.0	40	0	2	5	2.5	3	0

	Special Teams								
	Solo	Asst	–	Tot	FF	FR	BP	BFG	BXP
Career	7	0	–	7					

- Suffered a knee injury in the preseason and will begin the year on Reserve/Injured.
- Returned to practice Oct. 1 and activated Oct. 21.

at Denver (10/26), **vs. Arizona (11/3)** and **at Las Vegas (11/17)** Inactive.
vs. Philadelphia (11/23) Made his season debut, seeing time on a few snaps on offense.
vs. Kansas City (11/27) Inactive.
at Detroit (12/4) Saw limited time on offense.
vs. Minnesota (12/14) Had his first reception of the season for 25 yards.
vs. LA Chargers (12/21) Saw limited time on offense.

59 Kenneth Murray, LB

Games/Starts: 2025-15/14 Career-88/81

	Tackles				Sks/	Tkl/	QB		
	Solo	Asst	–	Tot	Yds	Loss	Prs	PBU	FF-FR
Last Game	1	2	–	3			1		
2025	38	43	–	81	1.0(-1)	3(-8)	7	2	0-1
Career	309	188	–	497	9.5(-41)	32(-105)	47	14	2-1

	Interceptions					Fumble Recoveries				
	No.	Yds.	Avg.	Lg	TD	No.	Yds.	Avg.	Lg	TD
Last Game										
2025						1	0	0.0	0	0
Career	3	22	7.3	16	0	1	0	0.0	0	0

SEASON-HIGHS

Total Tackles	9, 4x, last at Car, 10/12
Solo Tackles	5, vs. NYG, 9/14 and vs. Was, 10/19
Tackles for Loss	2, vs. NYG, 9/14

- Leads the team with 81 tackles.
- Selected as as an honorary captain against Kansas City.

at Philadelphia (9/4) Made his Cowboys debut in a start and tied for the team lead with nine tackles.
vs. N.Y. Giants (9/14) Second on the team with nine tackles with two for losses and a pressure.
at Chicago (9/21) Notched six tackles and a pressure.
vs. Green Bay (9/28) Second on the defense with nine stops.
at N.Y. Jets (10/5) Had five tackles, a pressure and a deflection.
at Carolina (10/12) Second on the defense with nine tackles.
vs. Washington (10/19) Led the team with eight tackles along with his first sack as a Cowboy and a tackle for loss.
at Denver (10/26) Tied for second on the team with seven tackles along with one pressure.
vs. Arizona (11/3) Posted five tackles with one hurry.
at Las Vegas (11/17) Added two tackles, one pressure and a breakup that led to a Markquese Bell interception.
vs. Philadelphia (11/23) Recovered his first career fumble and tacked on three tackles.
vs. Kansas City (11/27) Added two tackles.
at Detroit (12/4) Had three tackles.
vs. Minnesota (12/14) Finished with one tackle.
vs. LA Chargers (12/21) Made three tackles with one pressure.

97 Osa Odighizuwa, DT

Games/Starts: 2025-15/13 Career-82/76

	Tackles				Sks/	Tkl/	QB		
	Solo	Asst	–	Tot	Yds	Loss	Prs	PBU	FF-FR
Last Game	0	1	–	1			2		
2025	12	26	–	38	3.0(-35)	3(-7)	41		
Career	103	108	–	211	16.5(-129)	20(-55)	159	1	2-0

SEASON-HIGHS

Total Tackles	7, vs. GB, 9/28
Solo Tackles	3, vs. GB, 9/28
Pressures	6, vs. GB 9/28 and at LV, 11/17

- Selected as one of the defensive captains.
- Leads the team with 41 pressures.

at Philadelphia (9/4) Notched three tackles and tied for second on the team with four pressures.
vs. N.Y. Giants (9/14) Logged three tackles and two pressures.
at Chicago (9/21) Posted three tackles and a pressure.
vs. Green Bay (9/28) Had seven tackles, six hurries and a tackle for loss.
at N.Y. Jets (10/5) Made one tackle, a sack and a pair of hurries.
at Carolina (10/12) Finished with one tackle and one pressure.
vs. Washington (10/19) Had one stop and a hurry.
at Denver (10/26) Had two tackles, one stop for a loss and a pressure.
vs. Arizona (11/3) Tallied four tackles and four hurries.
at Las Vegas (11/17) Had a sack and led the team with a career-high tying six pressures.
vs. Philadelphia (11/23) Had a sack, three tackles (topping 200 for his career) and three pressures.
vs. Kansas City (11/27) Totaled five tackles with three pressures.
at Detroit (12/4) Notched a tackle, one stop for a loss and three hurries.
vs. Minnesota (12/14) Logged three tackles and two pressures.
vs. LA Chargers (12/21) Made one tackle with two hurries.

0 DeMarvion Overshown, LB

Games/Starts: 2025-6/5 Career-19/17

	Tackles				Sks/	Tkl/	QB		
	Solo	Asst	–	Tot	Yds	Loss	Prs	PBU	FF-FR
Last Game	1	1	–	2					
2025	12	15	–	30		1(-4)	1		
Career	72	58	–	130	5.0(-32)	4(-12)	16	7	1-1

- Started the season on Reserve/PUP after undergoing knee surgery last season.
- Returned to practice Oct. 22 and activated Nov. 11.
- Selected as as an honorary captain at Detroit.

at Las Vegas (11/17) Made his season debut in the start and posted two tackles with one stop for a loss.
vs. Philadelphia (11/23) Topped 100 career tackles, finishing with a team-best seven.
vs. Kansas City (11/27) Logged a season-best with eight tackles.
at Detroit (12/4) Led the team with eight stops.
vs. Minnesota (12/14) Again led the team with eight tackles with one hurry.
vs. LA Chargers (12/21) Posted two tackles before being forced from the game with a concussion.

3 George Pickens, WR

Games/Starts: 2025-15/13 Career-63/53

	Receiving					Rushing				
	Rec.	Yds.	Avg.	Lg	TD	Att.	Yds.	Avg.	Lg	TD
Last Game	7	130	18.6	38t	1					
2025	88	1,342	15.3	45	9					
Career	262	4,163	16.0	86t	21	8	36	4.5	22	1

	Punt Returns						Kickoff Returns				
	No.	Yds.	Avg.	FC	Lg	TD	No.	Yds.	Avg.	Lg	TD
Career							1	7	7.0	7t	0

SEASON-HIGHS

Receptions 9, 3 times, last vs. Phi, 11/23
Receiving Yards 168, at Car, 10/12
Long Reception 45, at Car, 10/12

- Third in the NFL in receiving yards (1,342) and seventh in receiving touchdowns (nine) and in receptions (88).

at Philadelphia (9/4) Started his Cowboys debut and caught three passes for 30 yards.
vs. N.Y. Giants (9/14) Caught five passes for 68 yards and a touchdown - his first as a Cowboy.
at Chicago (9/21) Had one touchdown and 68 yards (to surpass 3,000 for his career) on five catches.
vs. Green Bay (9/28) Led the team in catches (eight), yards (134) and touchdowns (two). His 134 yards were second in his career and his two scores tied a career-best.
at N.Y. Jets (10/5) Caught two balls for 57 yards with a 43-yard touchdown, his fourth straight game with a touchdown - longest streak of his career.
at Carolina (10/12) Had a career-day, hauling in a career-best nine passes for 168 yards (second in his career) and a touchdown. It was his fifth straight game with a touchdown catch - the seventh Dallas Cowboy with a streak of five games with a receiving touchdown.
vs. Washington (10/19) Second on the team with 82 yards on four catches with a long of 44.
at Denver (10/26) Led the team with 78 yards on a team-high tying seven receptions.
vs. Arizona (11/3) Second on the team with six catches for 79 yards.
at Las Vegas (11/17) Did not start but led the team with a season-high tying nine catches for a team-best 144 yards with a 37-yard touchdown. His 144 yards were the most by a Cowboy on MNF since 2005.
vs. Philadelphia (11/23) Led the team with a career-high tying nine receptions for 146 yards and a touchdown. Marked his fourth game this season with at least 130 yards and a touchdown - the second Cowboy to accomplish the feat (Miles Austin, 2009). Surpassed 1,000 yards for the season, his second career 1,000-yard year. Also established a career-high with his 67 catches.
vs. Kansas City (11/27) Second in catches (six) and receiving yards (88) to establish a career-best with 1,142 yards.
at Detroit (12/4) Caught five passes for 37 yards.
vs. Minnesota (12/14) Caught three passes for 33 yards.
vs. LA Chargers (12/21) Led the team with seven catches and 130 yards (career-best fifth 100-yard day) with one touchdown. It was his fifth game this season with at least 130 yards and a touchdown - the most in franchise history.

4 Dak Prescott, QB

Games/Starts: 2025-15/15 Career-137/137

	Passing									
	Att	Com	Yds	Pct	Yds/Att	TD	Int	Lng	Sk/Yds	Rtng
Last Game	30	21	244	70.0	8.1	2	0	38t	1/6	116.5
2025	552	378	4,175	68.5	7.6	28	10	74t	25/170	100.0
Career	4,711	3,158	35,612	67.0	7.6	241	92	92t	281/1,699	98.4

	Rushing					Receiving				
	Att.	Yds.	Avg.	Lg	TD	Rec.	Yds.	Avg.	Lg	TD
Last Game	2	14	7.0	8	0					
2025	47	154	3.3	14	2					
Career	467	2,092	4.5	42	31	1	11	11.0	11t	1

SEASON-HIGHS

Attempts 52, vs. NYG, 9/14
Completions 38, vs. NYG, 9/14
Completion Pct. 77.5, at Chi, 9/21 and vs. GB, 9/28
Passing Yards 376, at Det 12/4
Passing TDs 4, at NYJ, 10/5 and at LV, 11/17
Passer Rating 138.6, at LV, 11/17
Carries 7, at NYJ, 10/5
Rushing Yards 34, vs. Ari, 11/3

- Selected as one of the offensive captains.
- Leads the NFL in attempts (552) and completions (378), second in yards (4,175), third in touchdowns (28), fifth in completion percentage (68.5), and 10th in quarterback rating (100.0).

at Philadelphia (9/4) Completed 21-of-34 passes (61.8%) for 188 yards.
vs. N.Y. Giants (9/14) Threw for 361 yards, two touchdowns and an interception on 38-of-52 passing. Leading a team to a fourth quarter comeback and overtime victory, logged his 24th career game-winning drive - fifth by a quarterback since 2016. Passed Tony Romo (2,829) for second in completions in team history.
at Chicago (9/21) Made his 125th career start and finished 31-of-40 passing (77.5%) for 251 yards with one touchdown and two interceptions.
vs. Green Bay (9/28) Had three touchdowns and 319 yards on 31-of-40 passing with a 124.9 rating. Passed Troy Aikman (2,898) for the most completions in franchise history. He is also the first quarterback with 300 yards, three passing touchdowns and a rushing score this season.
at N.Y. Jets (10/5) Threw for 237 yards and four touchdowns on 18-of-29 passing with a 127.4 rating. Moved into second in team history with 4,354 completions, passing Romo (4,335) and tied Romo for third in team history with his 78th win.
at Carolina (10/12) Went 25-of-34 (73.5%) passing for 261 yards with three touchdowns, no interceptions and no sacks and a rating of 124.8. It was his third straight game with three touchdowns and a rating above 120.0. Moved past Aikman (32,942) for second in passing yards in team history.
vs. Washington (10/19) Was 21-of-30 (70.0) passing for 264 yards with three touchdowns and a 130.4 rating. Notched his fourth straight game with three touchdown passes and a rating of 120.0-or-more, making him the third player in NFL history to accomplish the feat. He is also the sixth player with at least three touchdown passes and no picks in four consecutive games. It marked his 40th career three-touchdown game, tied with Romo for the most in team history.
at Denver (10/26) Completed 19-of-31 passes for 188 yards and two interceptions while running for 31 yards on six carries.
vs. Arizona (11/3) Went 24-of-39 for 250 yards with one touchdown and one interception. Rushed four times for season-high 34 yards (8.5).
at Las Vegas (11/17) Threw for 268 yards and four touchdowns on 25-of-33 passes (75.8%). Topped Tony Romo for the most 100.0 rating games in franchise history with his 68th. Also has the most three-touchdown games (41) in team history. Has posted a 60.0 completion percentage in all 10 games thus far, tied with Daniel Jones for the longest active streak to begin a season.
vs. Philadelphia (11/23) Became the club's all-time passing yards leader (34,378), completing 23-of-39 passes (63.9%) for 354 yards with two touchdowns, one interception and a 103.2 rating. Rushed five times for nine yards, including an eight-yard touchdown run. The win gave Prescott his 19th consecutive home win against the division and a 22-2 record against the NFC East at home for a .917 win percentage, highest by a quarterback against his own division since the NFL merger. His 60.0-or-higher completion percentage through all 11 games this season is tied with Daniel Jones for the longest active streak. It was also his 23rd career game with a rushing and passing touchdown, the most in team history.
vs. Kansas City (11/27) Finished 27-of-36 (69.2%) passing for 320 yards with two touchdowns and one interception. It was his league-leading fourth 300-yard outing.
at Detroit (12/4) Went 31-of-47 passing (66.0) for 376 yards, one touchdown and two interceptions. Tied his career-long streak with his third straight 300-yard outing.
vs. Minnesota (12/14) Completed 23-of-38 (60.5), passing for 294 yards. Added one run for two yards.
vs. LA Chargers (12/21) Finished 21-of-30 (70.0) passing for 244 yards with two touchdowns and a 116.5 rating. Topped 4,000 yards for the fourth time - tied with Tony Romo for the most in franchise history. Also tied Romo for the longest single-season streak with a 60.0 completion percentage (15 games).

34 Shavon Revel, CB

Games/Starts: 2025-5/3 Career-5/3

	Tackles				Sks/	Tkl/	QB		
	Solo	Asst	–	Tot	Yds	Loss	Prs	PBU	FF-FR
Last Game	8	1	–	9				1	
2025	20	10	–	30		1(-1)		2	

- Started the season on Reserve/NFI after undergoing knee surgery in his final collegiate season.
- Returned to practice Oct. 22 and activated Nov. 11.

at Las Vegas (11/17) Made his NFL debut and had one tackle.
vs. Philadelphia (11/23) Had two tackles.
vs. Kansas City (11/27) Made his first career start and finished with seven tackles.

Shavon Revel, cont.

at Detroit (12/4) Added six tackles and broke up his first career pass.
vs. Minnesota (12/14) Posted five tackles with his first career tackle for loss.
vs. LA Chargers (12/21) Led the team with a career-best nine tackles along with one breakup.

57 Jack Sanborn, LB

Games/Starts: 2025-5/5 Career-53/24

	Tackles Solo	Asst	–	Tot	Sks/ Yds	Tkl/ Loss	QB Prs	PBU	FF-FR
Last Game				RESERVE/INJURED					
2025	17	21	–	38		1(-1)	1		
Career	119	68	–	187	4.5(-22)	15(-31)	7	5	0-0

	Interceptions No.	Yds.	Avg.	Lg	TD	Fumble Recoveries No.	Yds.	Avg.	Lg	TD
Career	1	42	42.0	42	0					

	Special Teams Solo	Asst	–	Tot
Career	8	7	–	15

SEASON-HIGHS

Total Tackles	9, vs. NYG, 9/14
Solo Tackles	4, vs. NYG, 9/14

- Placed on Reserve/Injured with a groin injury on Nov. 3.

at Philadelphia (9/4) Started his Cowboys debut and placed third on the team with eight tackles along with one for a loss.
vs. N.Y. Giants (9/14) Third on the team with nine tackles.
at Chicago (9/21) Second on the team with eight tackles.
vs. Green Bay (9/28) Led the team with 11 tackles.
at N.Y. Jets (10/5) Had two tackles before being leaving with a concussion.
at Carolina (10/12) Inactive/Injured-Concussion.
vs. Washington (10/19) Played on special teams.
at Denver (10/26) Inactive/Injured-Groin.

24 Miles Sanders, RB

Games/Starts: 2025-4/0 Career-88/56

	Rushing Att.	Yds.	Avg.	Lg	TD	Receiving Rec.	Yds.	Avg.	Lg	TD
2025	20	117	5.9	49t	1	8	30	3.8	9	0
Career	943	4,462	4.7	82t	24	183	1,274	7.0	45	4

	Kickoff Returns No.	Yds.	Avg.	Lg	TD
2025	3	68	22.7	24	0
Career	18	396	22.0	67	0

SEASON-HIGHS

Carries	9, at Chi, 9/21
Rushing Yards	53, at Phi, 9/4
Rushing Avg.	13.3 (4 att.), at Phi, 9/4
Receptions	3, at Chi, 9/21
Receiving Yards	17, vs GB, 9/28

- Placed on Reserve/Injured-Knee on Oct. 11 and underwent surgery Oct. 28.

at Philadelphia (9/4) Made his Cowboys debut as a reserve running back and rushed for 53 yards on four carries, including a 49-yard jaunt - his longest run since 2020 while with Philadelphia and the longest by a Cowboy since Tony Pollard in 2022.
vs. N.Y. Giants (9/14) Rushed for 15 yards and a touchdown (first as a Cowboy) on five carries, caught two passes for four yards and returned one kickoff 24 yards.
at Chicago (9/21) Rushed nine times for 41 yards, caught three passes for 12 and returned two kickoffs for 44.
vs. Green Bay (9/28) Rushed two times for eight yards and caught two passes for 17 before an ankle injury forced him from the game.
at N.Y. Jets (10/5) Inactive/Injured-Knee/Ankle.

86 Luke Schoonmaker, TE

Games/Starts: 2025-15/7 Career-49/13

	Receiving Rec.	Yds.	Avg.	Lg	TD
Last Game					
2025	11	105	9.5	29	0
Career	46	411	8.9	29	3

	Special Teams Solo	Asst	–	Tot	FF	FR	BP	BFG	BXP
Last Game									
2025	2	0	–	2					
Career	6	2	–	8					

at Philadelphia (9/4) and **vs. N.Y. Giants (9/14)** Played as a reserve tight end but did not record any stats.
at Chicago (9/21) Got the starting nod to help the run offense average 6.1 yards (20 for 121) and caught one pass for five yards.
vs. Green Bay (9/28) Had two receptions for eight yards with a stop on special teams.
at N.Y. Jets (10/5) Caught one pass for three yards.
at Carolina (10/12) Started in a two-tight end set and had one catch for eight yards.
vs. Washington (10/19) Played on offense and special teams.
at Denver (10/26) Caught two passes for 25 yards and added a special teams tackle in the start.
vs. Arizona (11/3) Caught one pass for 14 yards.
at Las Vegas (11/17) Got the start but did not have a reception.
vs. Philadelphia (11/23) Played on offense and special teams.
vs. Kansas City (11/27) Got the starting nod and caught one pass for one yard.
at Detroit (12/4) Caught one pass for 12 yards in the start.
vs. Minnesota (12/14) Had a career-long 29-yard reception.
vs. LA Chargers (12/21) Played on offense and special teams.

44 Trent Sieg, LS

Games/Starts: 2025-15/0 Career-129/0

	Special Teams Solo	Asst	–	Tot	FF	FR	BP	BFG	BXP
Last Game									
2025	1	0	–	1		1			
Career	6	4	–	10		1			

at Philadelphia (9/4) Provided clean snaps on two punts, two PATs and two field goal tries.
vs. N.Y. Giants (9/14) Snapped cleanly for eight place kicks and four punts.
at Chicago (9/21) Cleanly snapped on two punts and two field goals.
vs. Green Bay (9/28) Had clean snaps on 10 special teams plays.
at N.Y. Jets (10/5) Snapped perfectly on five punts, five PATs and one field goal try while adding a special teams tackle.
at Carolina (10/12) Made eight clean snaps - five FG/PAT, three punt.
vs. Washington (10/19) Was perfect on all 11 snaps.
at Denver (10/26) Provided clean snaps on five punts, three PATs and one field goal.
vs. Arizona (11/3) Executed five clean snaps.
at Las Vegas (11/17) Had seven clean snaps - two punt, four PAT and one field goal.
vs. Philadelphia (11/23) Recovered his first career fumble - one that was forced by Alijah Cark on punt coverage. Also snapped cleanly on three punts, three PATs and two field goal tries.
vs. Kansas City (11/27) Snapped cleanly on three field goals, two PATs and a punt.
at Detroit (12/4) Provided clean snaps on five field goals, one PAT and one punt.
vs. Minnesota (12/14) Was good on nine snaps - six field goal tries, two PATs and a punt.
vs. LA Chargers (12/21) Snapped true on two PATs, one field goal and a punt.

73 Tyler Smith, G

Games/Starts: 2025-13/13 Career-60/60

- Signed a four-year contract extension on Sept. 13, keeping him in Dallas through 2030.
- Selected as an honorary captain for the game against Minnesota.

at Philadelphia (9/4) Started at left guard and helped the offense to a 5.4 yard-per-rush average while not allowing a sack on 35 dropbacks.
vs. N.Y. Giants (9/14) Aided the offense in racking up 478 yards - the most in a game since 640 yards against the N.Y. Giants (11/12/23).
at Chicago (9/21) Started his 50th career game and helped rack up a 6.1 yard-per-rush (20 for 121) average while allowing two sacks on 47 pass plays.
vs. Green Bay (9/28) Assisted the offense to 436 yards, including 319 through the air with a 4.5 yard–per-carry average, allowing just one sack on 41 pass plays.
at N.Y. Jets (10/5) Did not play due to a knee injury but was active.
at Carolina (10/12) Returned to the starting lineup and protected for Prescott to throw for 261 yards and three touchdowns on 25-of-34 attempts with no sacks and no turnovers.
vs. Washington (10/19) Helped block for 152 rushing yards with one touchdown on 31 carries (4.9-yard avg.) and allowed Prescott to throw for 264 yards and three touchdowns with one sack on 31 dropbacks.
at Denver (10/26) Blocked for 339 yards, totaling 231 through the air and 108 on the ground, while Javonte Williams rushed for a pair of touchdowns.
vs. Arizona (11/3) Helped clear the way for a 5.9 yard-per-carry rushing average.
at Las Vegas (11/17) The offense netted 381 yards (114 rushing, 267 passing) and rang up four passing touchdowns while yielding one sack on 34 pass plays.
vs. Philadelphia (11/23) Part of a line that racked up 473 yards - the most in a non-overtime game this year - including 125 on the ground and 354 through the air. Dallas yielded just one sack on 37 pass plays.
vs. Kansas City (11/27) Blocked for a 457-yard outing - most yielded by the chiefs this season - with a 5.3 yard-per-carry average (26 for 137) as Dak Prescott was not sacked on 39 pass attempts for 320 yards with two touchdowns.
at Detroit (12/4) Part of an offense that totaled 417 yards, the third consecutive game above 400 yards, tying the LA Chargers for the longest 400-yard streak this season. Prescott threw for 376 yards to reach 35,000 for his career.
vs. Minnesota (12/14) The offense totaled 423 yards, including 138 on the ground with a 4.8 yard-per-carry average and two touchdowns while Prescott completed 23-of-38 passes for 294 yards.
vs. LA Chargers (12/21) Started at left tackle and helped Dallas total 340 yards of offense while yielding just one sack on 33 dropbacks.

89 Brevyn Spann-Ford, TE

Games/Starts: 2025-15/5 Career-32/5

	Receiving				
	Rec.	Yds.	Avg.	Lg	TD
Last Game					
2025	6	29	4.8	9	1
Career	15	117	7.8	18	1

	Special Teams								
	Solo	Asst	–	Tot	FF	FR	BP	BFG	BXP
Last Game	1	0	–	1					
2025	9	10	–	19					
Career	11	11	–	22					

- Leads the team with 19 special teams tackles.
- Selected as an honorary captain for the game against Philadelphia.

at Philadelphia (9/4) Played on offense and special teams.
vs. N.Y. Giants (9/14) Caught one pass for three yards and was second on the team with a career-best three special teams tackles.
at Chicago (9/21) Added a special teams tackle.
vs. Green Bay (9/28) Played on offense and special teams.
at N.Y. Jets (10/5) Played mainly on special teams, contributing two tackles.
at Carolina (10/12) Made the first start in his career, opening in a two-tight end set, and had one catch for two yards.
vs. Washington (10/19) Played on offense and special teams, posting two special teams tackles.
at Denver (10/26) Caught one pass for nine yards and assisted on a special teams tackle in the start.
vs. Arizona (11/3) Started as the second tight end and helped pave the way for a 5.9 yard-per-carry average while adding a tackle on special teams.
at Las Vegas (11/17) Had one catch for 14 yards and added one stop on teams.
vs. Philadelphia (11/23) Had his first career touchdown on a four-yard reception, serving as an honorary captain. Also had a stop on special teams.
vs. Kansas City (11/27) Played on offense and special teams, finishing with three teams tackles.
at Detroit (12/4) Had a catch for seven yards and a special teams tackle.
vs. Minnesota (12/14) Helped block for 138 yards and two touchdowns for an average of 4.8 yards-per-carry.
vs. LA Chargers (12/21) Played on offense and special teams, finishing with one tackle.

78 Terence Steele, T

Games/Starts: 2025-15/15 Career-94/89

at Philadelphia (9/4) Started at right tackle and helped the offense to a 5.4 yard-per-rush average while not allowing a sack on 35 dropbacks.
vs. N.Y. Giants (9/14) Aided the offense in racking up 478 yards - the most in a game for Dallas since 640 yards against the N.Y. Giants (11/12/23).
at Chicago (9/21) Helped rack up a 6.1 yard-per-rush (20 for 121) average while allowing two sacks on 47 pass plays.
vs. Green Bay (9/28) Assisted the offense to 436 yards, including 319 through the air with a 4.5 yard–per-carry average, allowing just one sack on 41 pass plays.
at N.Y. Jets (10/5) Was the only regular starter among linemen and the offense garnered 416 yards, including 180 on the ground, with a 6.2 yard-per-carry average, and Dak Prescott threw for 237 yards with four touchdowns.
at Carolina (10/12) Protected for Prescott to throw for 261 yards and three touchdowns on 25-of-34 attempts with no sacks and no turnovers.
vs. Washington (10/19) Helped block for 152 rushing yards with one touchdown on 31 carries (4.9-yard avg.) and allowed Prescott to throw for 264 yards and three touchdowns with one sack on 31 dropbacks.
at Denver (10/26) Blocked for 339 yards, totaling 231 through the air and 108 on the ground, while Javonte Williams rushed for a pair of touchdowns.
vs. Arizona (11/3) Started but was spelled by Nate Thomas in the second half and helped clear the way for a 5.9 yard-per-carry rushing average.
at Las Vegas (11/17) The offense netted 381 yards (114 rushing, 267 passing) and rang up four passing touchdowns while yielding one sack on 34 pass plays.
vs. Philadelphia (11/23) Part of a line that racked up 473 yards - the most in a non-overtime game this year - including 125 on the ground and 354 through the air. Dallas yielded just one sack on 37 pass plays.
vs. Kansas City (11/27) Blocked for a 457-yard outing with a 5.3 yard-per-carry average (26 for 137) as Dak Prescott was not sacked on 39 pass attempts for 320 yards with two touchdowns.
at Detroit (12/4) Part of an offense that totaled 417 yards, the third consecutive game above 400 yards, tying the LA Chargers for the longest 400-yard streak this season. Prescott threw for 376 yards to reach 35,000 for his career.
vs. Minnesota (12/14) The offense totaled 423 yards, including 138 on the ground with a 4.8 yard-per-carry average and two touchdowns while Prescott completed 23-of-38 passes for 294 yards.
vs. LA Chargers (12/21) Helped Dallas total 340 yards of offense while yielding just one sack on 33 dropbacks.

27 Reddy Steward, CB

Games/Starts: 2025-15/3 Career-16/3

	Tackles				Sks/	Tkl/	QB		
	Solo	Asst	–	Tot	Yds	Loss	Prs	PBU	FF-FR
Last Game	2	1	–	3		1(-1)			
2025	32	15	–	47	1.0(-7)	4(-12)	3	2	1-0
Career	33	15	–	48	1.0(-7)	4(-12)	3	2	1-0

	Special Teams								
	Solo	Asst	–	Tot	FF	FR	BP	BFG	BXP
Last Game									
2025	3	4	–	7					
Career	3	4	–	7					

SEASON-HIGHS

Total Tackles	7, at Chi, 9/21
Solo Tackles	6, vs. GB, 9/28

Reddy Steward, cont.

- Claimed off waivers from Chicago (8/27).

at Philadelphia (9/4) Made his Cowboys debut on special teams.
vs. N.Y. Giants (9/14) Made his first career start and tallied four tackles with his first career breakup.
at Chicago (9/21) Had seven tackles, his first two career tackles for losses and a pressure.
vs. Green Bay (9/28) Added a career-best six tackles with one for a loss.
at N.Y. Jets (10/5) Manned the slot and tallied three tackles.
at Carolina (10/12) In on five tackles with his first career forced fumble.
vs. Washington (10/19) Played on special teams, making his first career stop.
at Denver (10/26) Logged three tackles and two on special teams.
vs. Arizona (11/3) Had his first career sack to go with one tackle.
at Las Vegas (11/17) Notched a pair of tackles with one stop on special teams.
vs. Philadelphia (11/23) Made four tackles and two pressures on defense with two stops on special teams.
vs. Kansas City (11/27) Notched four tackles with one on special teams.
at Detroit (12/4) Tallied four tackles.
vs. Minnesota (12/14) Contributed one tackle.
vs. LA Chargers (12/21) Logged three tackles with one for a loss.

2 Juanyeh Thomas, S

Games/Starts: 2025-7/3 Career-36/4

	Tackles Solo	Asst	–	Tot	Sks/ Yds	Tkl/ Loss	QB Prs	PBU	FF-FR
Last Game	RESERVE/NON-FOOTBALL ILLNESS								
2025	13	8	–	21					
Career	31	17	–	48			1	5	

	Special Teams Solo	Asst	–	Tot	FF	FR	BP	BFG	BXP
Last Game	RESERVE/NON-FOOTBALL ILLNESS								
2025	2	4	–	6					1
Career	8	9	–	17	1			1	1

	Punt Returns No.	Yds.	Avg.	FC	Lg	TD	Kickoff Returns No.	Yds.	Avg.	Lg	TD
Career							7	187	26.7	43t	1

- Placed on Reserve/Non-Football Illness on Nov. 11.

at Philadelphia (9/4) Saw time on special teams
vs. N.Y. Giants (9/14) Tied for second on the team with three special teams tackles.
at Chicago (9/21) Posted two tackles on defense and one on teams.
vs. Green Bay (9/28) Had two tackles on defense, one on special teams and blocked his second career kick - a PAT - that was recovered by Markquese Bell and returned for two points - a first in team history.
at N.Y. Jets (10/5) Started in place of Malik Hooker (IR-toe) and was second on the team with nine tackles along with a special teams stop.
at Carolina (10/12) Posted four tackles.
vs. Washington (10/19) Inactive/Injured-Migraine.
at Denver (10/26) Inactive/Injured-Migraine.
vs. Arizona (11/3) Posted four stops.

71 Nate Thomas, G/T

Games/Starts: 2025-15/4 Career-15/4

at Philadelphia (9/4) Made his NFL debut on field goal unit.
vs. N.Y. Giants (9/14) and **at Chicago (9/21)** Saw time on the field goal team.
vs. Green Bay (9/28) Saw four snaps at right tackle before stepping in at left tackle in place of Tyler Guyton (concussion) in the fourth quarter and overtime.
at N.Y. Jets (10/5) Made his first career NFL start (Guyton, concussion) and the offense garnered 416 yards, including 180 on the ground, with a 6.2 yard-per-carry average, and Dak Prescott threw for 237 yards with four touchdowns.
at Carolina (10/12), **vs. Washington (10/19)** and **at Denver (10/26)** Played on the field goal unit.
vs. Arizona (11/3) Stepped in for Terence Steele through the second half and helped clear the way for a 5.9 yard-per-carry rushing average.
at Las Vegas (11/17) Played on special teams.
vs. Philadelphia (11/23) Stepped in for Guyton (ankle) in the third quarter and was part of an offense that gained 127 yards with a touchdown in the fourth quarter.
vs. Kansas City (11/27) Started in place of Guyton (ankle) and blocked for a 457-yard outing - the most yielded by the Chiefs this season - with a 5.3 yard-per-carry average (26 for 137) as Dak Prescott was not sacked on 39 pass attempts for 320 yards with two touchdowns.
at Detroit (12/4) Part of an offense that totaled 417 yards, the third consecutive game above 400 yards, tying the LA Chargers for the longest 400-yard streak this season. Prescott threw for 376 yards to reach 35,000 for his career.
vs. Minnesota (12/14) The offense totaled 423 yards, including 138 on the ground with a 4.8 yard-per-carry average and two touchdowns while Prescott completed 23-of-38 passes for 294 yards. Left the game in the fourth quarter with a shoulder injury.
vs. LA Chargers (12/21) Played mainly on special teams.

90 Solomon Thomas, DT

Games/Starts: 2025-14/2 Career-129/36

	Tackles Solo	Asst	–	Tot	Sks/ Yds	Tkl/ Loss	QB Prs	PBU	FF-FR
Last Game	1	1	–	2					
2025	10	19	–	29		2(-5)	11	1	
Career	143	98	–	241	18.5(-90)	20(-48)	63	6	3

	Interceptions No.	Yds.	Avg.	Lg	TD	Fumble Recoveries No.	Yds.	Avg.	Lg	TD
Career						2	0	0.0	0	0

SEASON-HIGHS

Total Tackles	7, vs. NYG, 9/14
Solo Tackles	3, at Phi, 9/4 and vs. NYG, 9/14
Pressures	2, at Phi, 9/4 and vs. GB, 9/28

- Selected as as an honorary captain at the N.Y. Jets.

at Philadelphia (9/4) Made his Cowboys debut in a reserve role and posted five tackles, one tackle for loss and two hurries.
vs. N.Y. Giants (9/14) Tied his career high and tied for third on the defense with seven tackles to go with a pressure.
at Chicago (9/21) Had two tackles.
vs. Green Bay (9/28) Posted two hurries.
at N.Y. Jets (10/5) Had one tackle, one tackle for loss, a pressure and a pass breakup.
at Carolina (10/12) Notched a pair of tackles.
vs. Washington (10/19) Added three tackles and a pressure.
at Denver (10/26) Added one tackle.
vs. Arizona (11/3) In his first start as a Cowboy, notched one tackle and one hurry.
at Las Vegas (11/17) Inactive/Injured-Calf.
vs. Philadelphia (11/23) Assisted on two tackles and had one hurry.
vs. Kansas City (11/27) Was in on two tackles with one hurry.
at Detroit (12/4) Had one tackle and a pressure.
vs. Minnesota (12/14) Played on defense.
vs. LA Chargers (12/21) Got the start with Quinnen Williams (neck) inactive and finished with two tackles.

93 Jay Toia, DT

Games/Starts: 2025-5/0 Career-5/0

	Tackles Solo	Asst	–	Tot	Sks/ Yds	Tkl/ Loss	QB Prs	PBU	FF-FR
Last Game	INACTIVE								
2025	1	3	–	4			1		

at Philadelphia (9/4) Made his NFL debut as a reserve tackle and had his first career tackle - an assist.
vs. N.Y. Giants (9/14) Saw time on defense.
at Chicago (9/21), **vs. Green Bay (9/28)** and **at N.Y. Jets (10/5)** Inactive.
at Carolina (10/12) Notched two tackles.
vs. Washington (10/19) and **at Denver (10/26)** Inactive.
vs. Arizona (11/3) Had his first career hurry to go with one tackle.
at Las Vegas (11/17) Played on defense.
vs. Philadelphia (11/23), **vs. Kansas City (11/27)**, **at Detroit (12/4)**, **vs. Minnesota (12/14)** and **vs. LA Chargers (12/21)** Inactive.

1 Jalen Tolbert, WR

Games/Starts: 2025-11/7 Career-53/29

	Receiving				
	Rec.	Yds.	Avg.	Lg	TD
Last Game	INACTIVE				
2025	14	172	12.3	35t	1
Career	87	1,062	12.2	48	10

	Punt Returns						Kickoff Returns				
	No.	Yds.	Avg.	FC	Lg	TD	No.	Yds.	Avg.	Lg	TD
Last Game	INACTIVE										
2025	0	0	0.0	1	0	0	5	105	21.0	30	0
Career	1	0	0.0	1	0	0	5	105	21.0	30	0

	Special Teams								
	Solo	Asst	–	Tot	FF	FR	BP	BFG	BXP
Career	2	0	–	2					

at Philadelphia (9/4) Started and caught one pass for no yards and returned his first career kickoff 20.
vs. N.Y. Giants (9/14) Caught two passes for 16 yards, returned four kickoffs 85 yards and had one fair catch on a punt.
at Chicago (9/21) Made three catches for 24 yards.
vs. Green Bay (9/28) Had four receptions (third on the team) for 61 yards (second), including a 34-yarder in overtime to set up a go-ahead field goal.
at N.Y. Jets (10/5) Started on the outside and saw a couple of special teams snaps.
at Carolina (10/12) Caught one pass for eight yards.
vs. Washington (10/19) Had one catch for 16 yards.
at Denver (10/26) Caught two passes for 47 yards, including a 35-yard touchdown - his first of the year.
vs. Arizona (11/3) Saw limited time on offense.
at Las Vegas (11/17) Got the start but did not have any stats.
vs. Philadelphia (11/23) Inactive.
vs. Kansas City (11/27) Played on offense and special teams.
at Detroit (12/4), **vs. Minnesota (12/14)** and **vs. LA Chargers (12/21)** Inactive.

98 Payton Turner, DE

Games/Starts: 2025-0/0-IR Career-31/0

	Tackles				Sks/	Tkl/	QB		
	Solo	Asst	–	Tot	Yds	Loss	Prs	PBU	FF-FR
Last Game	RESERVE/INJURED-Ribs								
2025									
Career	29	19	–	48	5.0(-35)	6(-11)	11	4	2-1

	Interceptions					Fumble Recoveries				
	No.	Yds.	Avg.	Lg	TD	No.	Yds.	Avg.	Lg	TD
Career						1	0	0.0	0	0

	Special Teams								
	Solo	Asst	–	Tot	FF	FR	BP	BFG	BXP
Career	10	1	–	11					

- Started the season on Reserve/Injured after injuring his ribs in the preseason.
- Returned to practice Dec. 17.

9 KaVontae Turpin, WR

Games/Starts: 2025-13/2 Career-63/4

	Receiving					Rushing				
	Rec.	Yds.	Avg.	Lg	TD	Att.	Yds.	Avg.	Lg	TD
Last Game	2	14	7.0	7	0	2	13	6.5	9	0
2025	25	310	12.4	48	1	16	82	5.1	25	0
Career	69	866	12.6	64t	6	46	301	6.5	46	1

	Punt Returns						Kickoff Returns				
	No.	Yds.	Avg.	FC	Lg	TD	No.	Yds.	Avg.	Lg	TD
Last Game	0	0	0.0	1	0	0	6	148	24.7	31	0
2025	10	55	5.5	9	19	0	57	1,484	26.0	45	0
Career	70	624	8.9	76	60t	1	115	3,188	27.7	99t	1

	Special Teams								
	Solo	Asst	–	Tot	FF	FR	BP	BFG	BXP
Career	1	0	–	1					

SEASON-HIGHS

Kickoff Returns	7, at Det, 12/4
KR Yards	175, vs. GB, 9/28
Long KR	45, vs. GB, 9/28

at Philadelphia (9/4) Caught two passes for 18 yards, had two runs for nine and four kickoff returns for 81 (20.3 avg.).
vs. N.Y. Giants (9/14) Caught four passes for 47 yards and a touchdown, rushed twice for six yards, returned one punt for two yards and four kickoffs for 100. Left the game in the third quarter with a neck injury.
at Chicago (9/21) Caught two passes for 64 yards (37 long), rushed once for four yards, returned two punts 28 and two kickoffs 49.
vs. Green Bay (9/28) With CeeDee Lamb (ankle) out, started and caught three passes for 30 yards, had one run for four and returned six kickoffs (career-high) for 175 yards (third) with a long of 45.
at N.Y. Jets (10/5) and **at Carolina (10/12)** Inactive/Injured-Foot.
vs. Washington (10/19) Returned from his ankle injury to start and caught one pass for 17 yards, returned three kickoffs 80 yards and two punts four yards.
at Denver (10/26) Caught a pass for -2 yards and returned three kickoffs for 86.
vs. Arizona (11/3) Caught two passes for 10 yards, rushed once for three, returned a punt six yards and six kickoffs 151 yards.
at Las Vegas (11/17) Caught one pass for no yards, returned one punt for 14 yards and four kickoffs for 111 yards (27.8).
vs. Philadelphia (11/23) Caught one pass for 48 yards, rushed two times for four, returned one punt for one yard and three kickoffs for 85.
vs. Kansas City (11/27) Caught two passes for 28 yards, rushed three times for 33 and returned five kickoffs 118 yards.
at Detroit (12/4) Caught two passes for 26 yards, rushed once for four yards, returned one punt for zero yards and seven kickoffs for 176.
vs. Minnesota (12/14) Caught two passes for 10 yards, rushed once for two and returned four kickoffs for 124 (31.0).
vs. LA Chargers (12/21) Caught two passes for 14 yards, rushed twice for 13 yards and returned six kickoffs 148 yards.

33 Javonte Williams, RB

Games/Starts: 2025-15/15 Career-69/44

	Rushing					Receiving				
	Att.	Yds.	Avg.	Lg	TD	Rec.	Yds.	Avg.	Lg	TD
Last Game	9	34	3.8	8	0	2	9	4.5	5	0
2025	239	1,147	4.8	66	10	35	137	3.9	14	2
Career	845	3,541	4.2	66	21	193	1,103	5.7	42	7

SEASON-HIGHS

Carries	22, at LV, 11/17
Rushing Yards	135, at NYJ, 10/5
Rushing Avg.	8.4, at NYJ, 10/5
Long Rush	66, at NYJ, 10/5
Receptions	6, vs. NYG, 9/14
Receiving Yards	33, vs. NYG, 9/14

- Sixth in the NFL in rushing yards (1,147), seventh in carries (239) and tied for seventh in rushing touchdowns (10).
- Selected as an honorary captain at Chicago (9/21).

at Philadelphia (9/4) Started his Cowboys debut and rushed 15 times for 54 yards and two touchdowns, becoming the first Cowboy with multiple rushing touchdowns in his debut since 1987 and fourth player in team history.
vs. N.Y. Giants (9/14) Rushed 18 times for 97 yards with a 30-yard touchdown scamper. Added 33 yards on six catches to total 130 scrimmage yards, second in his career (178 at KC, 12/5/21). His 30-yard scoring run was the longest touchdown run of his career - tied the third-longest overall.
at Chicago (9/21) Rushed 10 times for 76 yards (7.6 avg. - career-high). Also caught five passes for 16 yards.
vs. Green Bay (9/28) Had 20 carries for 85 yards (4.3) with a touchdown. His 20 carries were fourth in his career and the most since 2023. Also had three catches for 15 yards.
at N.Y. Jets (10/5) Rushed for a career-high 135 yards with a touchdown and a career-long run of 66 yards on 16 carries to average 8.4 yards-per-run. His 8.4-yard average was the most by a Cowboy since Ezekiel Elliott's 8.9 (10/9/16). He rushed for 108 yards in the first half, becoming the first Dallas Cowboy since DeMarco Murray topped 100 in 2014. Also added one catch for a four-yard touchdown, bringing his combined touchdown total to five for the season - a career-high.
at Carolina (10/12) Rushed 13 times for 29 yards and caught five passes for five yards.
vs. Washington (10/19) Totaled 116 yards on 19 runs (6.1) with a touchdown and caught one pass for two yards.
at Denver (10/26) Had a pair of scores and 41 yards on 13 runs with one catch for eight yards.

Javonte Williams, cont.

vs. Arizona (11/3) Averaged 5.5 yards-per-carry (15 for 83).
at Las Vegas (11/17) Had a season-high 22 carries for 93 yards (4.2) with one catch for no yards.
vs. Philadelphia (11/23) Rushed 20 times for 87 yards (4.4) and caught two passes for 14 yards.
vs. Kansas City (11/27) Rushed for 59 yards on 17 carries to establish a season-best with 955 yards. Also caught three passes for 21 yards with a touchdown.
at Detroit (12/4) Rushed 17 times for 67 yards and a touchdown and had two catches for no yards. Topped 1,000 rushing yards on the season for the first time in his career and became the fourth Cowboy with 1,000 yards rushing in his first season with the team.
vs. Minnesota (12/14) Ran 15 times for 91 yards (6.1) and a touchdown - his 10th score of the season, the most by a Dallas running back since Ezekiel Elliott's 10 in 2021.
vs. LA Chargers (12/21) Had 34 yards on nine carries and nine yards on two catches.

92 Quinnen Williams, DT

Games/Starts: 2025-5/5-Dal; 8/8-NYJ Career-103/99

	Tackles Solo	Asst	–	Tot	Sks/ Yds	Tkl/ Loss	QB Prs	PBU	FF-FR
Last Game	INACTIVE/INJURED-Neck								
2025	25	21	–	46	2.5(-16)	8(-21)	30	1	3-0
Career	207	129	–	336	41.5(-324)	60(-313)	128	15	8-3

	Interceptions No.	Yds.	Avg.	Lg	TD	Fumble Recoveries No.	Yds.	Avg.	Lg	TD
Last Game	INACTIVE/INJURED-Neck									
2025	1	0	0.0	0	0					
Career	2	7	3.5	7	0	3	12	4.0	12	0

- Acquired in a trade with the N.Y. Jets on Nov. 4. for a 2026 second round draft choice, 2027 first round draft choice and Mazi Smith.

at Las Vegas (11/17) Started his Dallas Cowboys debut and had 1.5 sacks, five pressures and a pair of tackles.
vs. Philadelphia (11/23) Made his 100th career appearance and led the team with seven pressures to go with one tackle for loss and one tackle.
vs. Kansas City (11/27) Again added seven pressures to go with four tackles.
at Detroit (12/4) Finished with four tackles and a team-high five pressures.
vs. Minnesota (12/14) Had three tackles, a breakup three pressures and an interception, his first since 2003.
vs. LA Chargers (12/21) Inactive/Injured-Neck.

54 Sam Williams, DE

Games/Starts: 2025-15/5 Career-47/5

	Tackles Solo	Asst	–	Tot	Sks/ Yds	Tkl/ Loss	QB Prs	PBU	FF-FR
Last Game	1	1	–	2					
2005	18	12	–	30	1.0(-9)	4(-7)	24	1	1-1
Career	38	31	–	69	9.5(-62)	13(-28)	61	2	3-4

	Interceptions No.	Yds.	Avg.	Lg	TD	Fumble Recoveries No.	Yds.	Avg.	Lg	TD
Last Game										
2025						1	0	0.0	0	0
Career						4	0	0.0	0	0

	Special Teams Solo	Asst	–	Tot	FF	FR	BP	BFG	BXP
Last Game									
2025							1		
Career	4	0	–	4			2		

SEASON-HIGHS

Total Tackles	5, at Phi, 9/4
Solo Tackles	3, at Phi, 9/4
Pressures	5, at Phi, 9/4

at Philadelphia (9/4) Made his first career start and had five tackles, one tackle for loss and a team-high five pressures.
vs. N.Y. Giants (9/14) Added a tackle and two pressures.
at Chicago (9/21) Was in on three tackles to go with one pressure and a breakup.
vs. Green Bay (9/28) Tallied a pressure and two hurries.
at N.Y. Jets (10/5) Notched one tackle, a sack, two hurries and recovered a fumble that was forced by Marist Liufau.
at Carolina (10/12) Had four tackles and four hurries.
vs. Washington (10/19) Had one pressure.
at Denver (10/26) Had one tackle, one for a loss and a hurry.
vs. Arizona (11/3) Blocked his second career punt which was recovered in the end zone by Marshawn Kneeland for a touchdown.
at Las Vegas (11/17) Added two tackles and two hurries.
vs. Philadelphia (11/23) Had one tackle, two hurries and forced a fumble that was recovered by Kenneth Murray.
vs. Kansas City (11/27) Made four tackles, one for a loss and a hurry.
at Detroit (12/4) Contributed three tackles and one pressure.
vs. Minnesota (12/14) Added two tackles and one for a loss.
vs. LA Chargers (12/21) Finished with two tackles.

6 Donovan Wilson, S

Games/Starts: 2025-13/13 Career-96/73

	Tackles Solo	Asst	–	Tot	Sks/ Yds	Tkl/ Loss	QB Prs	PBU	FF-FR
Last Game	4	1	–	5					
2025	42	24	–	66		1(-2)	4	5	1-0
Career	290	168	–	458	13.0(-90)	11(-24)	31	20	9-6

	Interceptions No.	Yds.	Avg.	Lg	TD	Fumble Recoveries No.	Yds.	Avg.	Lg	TD
Last Game										
2025	2	21	10.5	21	0					
Career	8	26	3.3	21	0	6	0	0.0	0	0

	Special Teams Solo	Asst	–	Tot	FF	FR	BP	BFG	BXP
Career	10	1	–	11					

SEASON-HIGHS

Total Tackles	9, at Chi, 9/21
Solo Tackles	6, vs. GB, 9/28 and at Car, 10/12

- Selected as one of the defensive captains.
- Leads the team with two interceptions.

at Philadelphia (9/4) Had a pair of tackles.
vs. N.Y. Giants (9/14) Tied for third on the defense with seven tackles with an interception in overtime that led to the game-winning field goal. His interception was the first by a Cowboy in overtime since Brandon Carr did it against Pittsburgh (12/16/12).
at Chicago (9/21) Led the team with nine tackles with one breakup.
vs. Green Bay (9/28) Posted seven tackles.
at N.Y. Jets (10/5) Third on the team with eight tackles.
at Carolina (10/12) Had seven tackles, two pressures, one breakup and an interception.
vs. Washington (10/19) Notched two tackles and two hurries.
at Denver (10/26) and **vs. Arizona (11/3)** Inactive/Injured-Elbow/Shoulder.
at Las Vegas (11/17) Returned to start after missing two games with injuries and posted three tackles.
vs. Philadelphia (11/23) Second on the team with five tackles and a breakup
vs. Kansas City (11/27) Had five tackles and forced a fumble.
at Detroit (12/4) Added three tackles.
vs. Minnesota (12/14) Posted three tackles, one for a loss and tipped a pass that was intercepted by Quinnen Williams.
vs. LA Chargers (12/21) Finished with five tackles.

55 Logan Wilson, LB

Games/Starts: 2025-6/1-Dal; 8/7-Cin Career-82/66

	Tackles Solo	Asst	–	Tot	Sks/ Yds	Tkl/ Loss	QB Prs	PBU	FF-FR
Last Game	4	1	–	5					
2025	30	35	–	65				4	0-1
Career	320	232	–	552	5.5(-22)	15(-39)	18	25	7-3

	Interceptions No.	Yds.	Avg.	Lg	TD	Fumble Recoveries No.	Yds.	Avg.	Lg	TD
Last Game										
2025						1	0	0.0	0	0
Career	11	114	10.4	41	0	3	9	3.0	0	0

	Special Teams Solo	Asst	–	Tot	FF	FR	BP	BFG	BXP
Last Game									
2025	1	1	–	2					
Career	7	3	–	10					

Logan Wilson, cont.

- Acquired in a trade with Cincinnati on Nov. 4 for a 2026 seventh round draft choice.

at Las Vegas (11/17) Made his Cowboys debut and finished with three tackles.
vs. Philadelphia (11/23) Had three tackles.
vs. Kansas City (11/27) Added five tackles.
at Detroit (12/4) Had a pair of tackles.
vs. Minnesota (12/14) Made his first start for Dallas and had three stops.
vs. LA Chargers (12/21) Tallied five tackles.

99 Perrion Winfrey, DT

Games/Starts: 2025-1/0 Career-15/0

	Tackles				Sks/	Tkl/	QB		
	Solo	Asst	–	Tot	Yds	Loss	Prs	PBU	FF-FR
Last Game	0	2	–	2					
2025	0	2	–	2					
Career	9	18	–	31	0.5(-1)	0(0)	0	0	0-0

	Interceptions					Fumble Recoveries				
	No.	Yds.	Avg.	Lg	TD	No.	Yds.	Avg.	Lg	TD
Career	6	5	0.8	5	0	6	0	0.0	0	0

	Special Teams								
	Solo	Asst	–	Tot	FF	FR	BP	BFG	BXP
Career	10	1	–	11					

- Placed on Reserve/Injured with back injury on Sept. 8
- Returned to Practice Oct. 29 and activated Nov. 19.

vs. Philadelphia (11/23), **vs. Kansas City (11/27)**, **at Detroit (12/4)** and **vs. Minnesota (12/14)** Inactive.
vs. LA Chargers (12/21) Made his Cowboys debut and had two stops.