



NEWS RELEASE

ONE COWBOYS WAY ★ FRISCO, TEXAS 75034 ★ P:972.497.4959 ★ WWW.DALLASCOWBOYS.COM

REGULAR SEASON GAME #9 - MONDAY, NOVEMBER 3, 2025 DALLAS COWBOYS VS. ARIZONA CARDINALS AT&T STADIUM - ARLINGTON, TEXAS - 7:15 P.M. (CST)



ESPN/ABC

PxP: Joe Buck
Analyst: Troy Aikman
Sideline: Lisa Salters
Sideline: Laura Rutledge



KRLD-FM 105.3 THE FAN

PxP: Brad Sham
Analyst: Babe Laufenberg
Sideline: Kristi Scales



KMVK-FM 107.5

PxP: Victor Villalba
Analyst: Luis Perez
Sideline: Carlos Nava



COMPASS MEDIA

PxP: Ted Emrich
Analyst: Steve Beuerlein



**Westwood One
WESTWOOD ONE RADIO**

PxP: Kevin Harlan
Analyst: Kurt Warner

★ COWBOYS PR ON TWITTER ★

The official Twitter account of the Dallas Cowboys Public Relations team (@DallasCowboysPR) will provide pertinent stats, information, transactions, game updates and more throughout the week and on gamedays. Follow us for the most up-to-date info related to the Cowboys organization.



QUICK FACTS:

DALLAS COWBOYS (3-4-1)

VS.

ARIZONA CARDINALS (2-5)



Regular Season Series Record:

Dallas leads the series 56-34-1

Last Regular Season Meeting:

@ Arizona 28, Dallas 16, Sept. 24, 2023

Last Meeting in Dallas:

Arizona 25, Dallas 22, Jan. 2, 2022

Last Cowboys Win:

Dallas 28, @ Arizona 17, Sept. 25, 2017

Series Streak:

Arizona has won the last three meetings.

MEDIA RELATIONS CONTACTS

Tad Carper.....972-497-4953tcarper@dallascowboys.net
Scott Agulnek.....972-497-4956 sagulnek@dallascowboys.net
David Abbruzese972-497-4355 .. dabbruzese@dallascowboys.net
Bronte Hermesmyer. 972-497-4252 .. bhermesmyer@dallascowboys.net
Jordan Van Dootinh .972-497-4259...jvandootinh@dallascowboys.net
Kalie Smith972-497-4031kjsmith@dallascowboys.net
Whitney Faulkner....972-497-4955 wfaulkner@dallascowboys.net

★ BY THE NUMBERS ★

17

All 17 of George Pickens' receptions on third and fourth down have been converted for a first down in 2025. Pickens' 17 third down conversions are the most among NFL receivers in 2025.

40

Dallas has scored at least 40 points in all three home games this season. It's just the third time in NFL history a team has started a season with three straight 40-point home games, joining the 1973 Dallas Cowboys and 2000 St. Louis Rams (four-game streak).

121.5

Dak Prescott is 5-1 in his career on Monday Night Football, and his 121.5 career passer rating on MNF ranks second among quarterbacks with 100-plus attempts, trailing Lamar Jackson (126.7).

★ THIS WEEK'S SCHEDULE ★

Wednesday, Oct. 29

12:30 p.m. Coach Schottenheimer press conference
1:00 p.m. First portion of practice open to media
2:45 p.m. Locker room open

Thursday, Oct. 30

11:45 a.m. Coordinator availability
1:00 p.m. First portion of practice open to media
2:45 p.m. Locker room open

Friday, Oct. 31

11:10 a.m. Coach Schottenheimer press conference
12:15 p.m. Locker room open

Saturday, Nov. 1

11:20 a.m. Coach Schottenheimer conference call

Sunday, Nov. 2

No availability

Monday, Nov. 3

7:15 p.m. Kickoff against Arizona Cardinals

★ DALLAS COWBOYS OMG ★

The Dallas Cowboys website can be found at www.NFLOMG.com. Please follow the link and click on the Cowboys logo to access the team's page.

The Cowboys site contains the complete 2025 Media Guide, all weekly game notes and packets, player bios and rosters, Cowboys staff information and bios, weekly flip cards, a game tracker, all team and individual records and statistics, historical information, daily press releases and much more.

username: cowboysguest

password: cowboys2025

★ TABLE OF CONTENTS ★

Radio and TV broadcast info	1
Dallas Cowboys media schedule	1
Dallas Cowboys OMG info	1
Cowboys PR contact info	1
Dallas Cowboys 2025 schedule	2
Fit Check	2
What to watch for	3
Dallas/Carolina Series History	4
2025 Team Captains	5
Boys of Fall	5
AT&T Stadium stats and history	6
A Championship Tradition	7
Pro Bowl Numbers	7
Individual Notes	8-16
Dak Prescott	8-10
CeeDee Lamb	11-12
George Pickens	13
Javonte Williams	14
Jake Ferguson/Team Notes	15
Brandon Aubrey/Special Teams Notes	16
Rosters and Depth Chart	17-27
Unofficial Depth Chart	18
Pronunciation Guide	18
Alphabetical Roster	19
Numerical Roster	20
Positional Roster	21
How The Cowboys Were Built	22
Contract Status	23
Contract Analysis	24
When The Cowboys Were Built	25
Transactions by Date	26
Transactions by Player	27
Team and Individual Stats	28-34
2025 Regular Season/Defensive Stats	29-30
GxG Player Participation	31
Team Stats	32
Individual GxG	33-45
2025 Snap Count	46
Misc. Stats	47-89
Non-Media Guide Bios	90-101
Player Bio Updates	102-122

★ NFC EAST STANDINGS ★

Team	W	L	T	Home	Road	Div.	Con.	Pt Dif.
Philadelphia	6	2	0	3-1	3-1	2-1	5-1	+23
Dallas	3	4	1	2-0-1	1-4	2-1	2-3-1	-4
Washington	3	5	0	2-1	1-4	1-1	1-4	-11
New York	2	6	0	2-1	0-5	1-3	1-4	-42

2025 DALLAS COWBOYS SCHEDULE

DATE	REGULAR SEASON (TV)	KICKOFF (CT)
Thurs., Sept. 4	@ Philadelphia Eagles (NBC)	L, 20-24
Sun., Sept. 14	NEW YORK GIANTS (FOX)	W, 40-37 (OT)
Sun., Sept. 21	@ Chicago Bears (FOX)	L, 14-31
Sun., Sept. 28	GREEN BAY PACKERS (NBC)	T, 40-40 (OT)
Sun., Oct. 5	@ New York Jets (FOX)	W, 37-22
Sun., Oct. 12	@ Carolina Panthers (FOX)	L, 27-30
Sun., Oct. 19	WASHINGTON COMMANDERS (FOX)	W, 44-22
Sun., Oct. 26	@ Denver Broncos (CBS)	L, 24-44
Mon., Nov. 3	ARIZONA CARDINALS (ESPN/ABC)	7:15 p.m.
	BYE	
Mon., Nov. 17	@ Las Vegas Raiders (ESPN/ABC)	7:15 p.m.
Sun., Nov. 23	PHILADELPHIA EAGLES (FOX)	3:25 p.m.
Thurs., Nov. 27	KANSAS CITY CHIEFS (CBS)	3:30 p.m.
Thurs., Dec. 4	@ Detroit Lions (Prime Video)	7:15 p.m.
Sun., Dec. 14	MINNESOTA VIKINGS (NBC)	7:20 p.m.
Sun., Dec. 21	LOS ANGELES CHARGERS (FOX)	Noon
Thurs., Dec. 25	@ Washington Commanders (Netflix)	Noon
Jan. 3/4	@ New York Giants (TBD)	TBD
Home Games in BOLD		

★ FIT CHECK ★

Below is this week's uniform matchup between the Dallas Cowboys and Arizona Cardinals. For this game only, Dallas will wear a red stripe on its helmet for this season's Salute to Service game:



★ DALLASCOWBOYS.COM ★



The Dallas Cowboys official website offers the best collection of timely articles, press conferences and videos, combined with the best spot to purchase tickets and order merchandise from the Cowboys Pro Shop. From the latest news to the latest apparel, there is no better place to visit than DallasCowboys.com.

To view the latest press conferences featuring coaches, player interviews from daily locker room sessions, radio interviews with Cowboys front office executives and Dallas Cowboys game highlights, visit <https://www.dallascowboys.com/all-media/>



@dallascowboys /dallascowboys @dallascowboys @DallasCowboys @dallascowboys

★ WHAT TO WATCH FOR IN WEEK 9 ★

3

GEORGE PICKENS

- * George Pickens has been one of the league's best on slant routes in 2025, as he ranks second in the NFL with 115 receiving yards on slants, trailing only Ja'Marr Chase (116).

4

DAK PRESCOTT

- * Dak Prescott is 5-1 on Monday Night Football, the second-highest winning percentage (.833) among quarterbacks with five-plus Monday night starts since 2016. Only Ben Roethlisberger (6-1, .857) has a higher win percentage on Monday Night Football over the last 10 seasons.
- * With a 100.0 passer rating on Sunday, Dak Prescott will pass Tony Romo (67 games) for the most 100.0 passer rating games in franchise history.
- * Prescott has 40 career regular season games with at least three touchdown passes and can pass Tony Romo for the most three-touchdown games in franchise history.
- * Prescott has a career 104.2 passer rating when playing at AT&T Stadium, the second-highest home passer rating in NFL history (min. 500 attempts), trailing only Aaron Rodgers (107.2).

33

JAVONTE WILLIAMS

- * Javonte Williams has a team-high nine scrimmage touchdowns (eight rushing, one receiving) in 2025. Williams' nine total touchdowns are the most he has scored in a single season and tied with Herschel Walker for the most touchdowns by a Cowboy in his first eight games with the team.
- * Williams has shown the ability to make people miss, as he has forced 24 missed tackles, sixth in the NFL per *Pro Football Focus*.

88

CEEDEE LAMB

- * CeeDee Lamb has 39 receiving touchdowns through 86 career games played. Lamb is on pace to become the fourth-fastest Cowboy to reach 40 career receiving touchdowns (Bob Hayes – 48 games, Dez Bryant – 59 games, Joey Galloway – 79 games).
- * Lamb is eight receptions away from passing Dez Bryant (531) for third in career receptions in franchise history.



DALLAS COWBOYS

- * Dallas has scored 124 points at AT&T Stadium in 2025, the fourth-most points through a team's first three home games in a season in NFL history. The only other teams with more were Miami (143 in 2023), New Orleans (132 in 2011) and the 1973 Dallas Cowboys (130).
- * The Cowboys have scored points in 20 consecutive quarters (including overtime) dating back to the second quarter of their Week 4 tie against Green Bay. That is the longest active quarter scoring streak in the NFL.
- * Dallas has gone on 17 10-play drives in 2025, tied for fourth in the NFL. On those 17 drives with 10-plus plays, the Cowboys have scored 84 points, the most points on 10-play drives in the NFL.
- * Although separated by the bye week, Dallas has never played consecutive Monday night games as it is scheduled for in 2025.

★ COWBOYS & AT&T ★



As the Salute to Service game title partner, AT&T alongside the Dallas Cowboys will showcase support for the military by highlighting their partnership with the National Medal of Honor Museum. In addition to their annual commitment in technological support to the National Medal of Honor Museum, AT&T also empowers the museum by utilizing AT&T's "The Achievery," which is a free digital educational platform that offers the Moments that Matter curriculum. The "Moments That Matter" program is an educational initiative by the National Medal of Honor Museum Foundation for middle school students, designed to instill values like courage, commitment, and integrity through the stories of Medal of Honor recipients. The curriculum uses short, engaging lessons, videos, and activities to teach students about these values and help them develop their own character to become their best selves for others.

Through the power of connection, AT&T is helping local students see how courage, service, and integrity can show up in everyday moments. In addition to using the online platform, AT&T also recently hosted an event at one of their Connected Learning Centers with Tyler Booker, Rowdy, and DC Rhythm & Blue, where local students participated in the Moments That Matter curriculum and engaged in discussion with Tyler around the importance of values like courage, commitment, and integrity through the stories of Medal of Honor recipients. At Monday night's game, they will host local youth from the recent event to participate in an on-field moment with Charlotte Jones as well as representatives from AT&T and the National Medal of Honor Museum, where they will announce their donation of museum tours to local youth that participate in the Moments that Matter curriculum at local Connected Learning Centers.

★ DALLAS/ARIZONA MATCHUP ★



3-4-1

2025 Stats



2-5

GENERAL

-1 (t-16th)	TURNOVER MARGIN	-1 (t-16th)
29:47 (19th)	TIME OF POSSESSION AVG.	31:40 (7th)

OFFENSE

30.8 (2nd)	POINTS-PER-GAME	21.9 (t-19th)
384.1 (2nd)	NET YARDS-PER-GAME	310.3 (22nd)
120.4 (13th)	NET RUSHING YPG	110.4 (20th)
263.8 (1st)	NET PASSING YPG	199.9 (23rd)
6 (t-9th most)	HAD INTERCEPTED	4 (t-10th fewest)
2 (t-6th fewest)	FUMBLES LOST	4 (t-10th most)
8 (t-14th fewest)	GIVEAWAYS	8 (t-14th fewest)
10 (t-4th fewest)	SACKS ALLOWED	24 (7th most)
43.2% (8th)	THIRD DOWN PCT.	44.8% (5th)
64.5% (12th)	RED ZONE TD PCT.	55.6% (17th)

DEFENSE

31.3 (31st)	POINTS-PER-GAME	22.0 (t-13th)
404.6 (31st)	NET YARDS-PER-GAME	335.7 (19th)
146.0 (29th)	NET RUSHING YPG	100.9 (12th)
258.6 (31st)	NET PASSING YPG	234.9 (25th)
4 (t-17th)	INTERCEPTIONS	4 (t-17th)
3 (t-16th)	FUMBLE RECOVERIES	3 (t-16th)
7 (t-20th)	TAKEAWAYS	7 (t-20th)
15 (t-22nd)	SACKS	12 (27th)
52.4% (32nd)	THIRD DOWN PCT.	35.3% (6th)
68.8% (t-28th)	RED ZONE PCT.	60.0% (t-15th)

SPECIAL TEAMS

100.0% (t-1st)	FIELD GOAL PCT.	86.7% (t-15th)
24.4 (24th)	KICKOFF RETURN AVG.	25.7 (12th)
25.5 (13th)	KICKOFF RETURN AVG. OPP	26.1 (22nd)
7.6 (27th)	PUNT RETURN AVG.	12.3 (12th)
10.0 (t-14th)	PUNT RETURN AVG. OPP	8.3 (t-11th)
47.2 (21st)	GROSS PUNTING AVG.	50.9 (4th)
41.5 (18th)	NET PUNTING AVG.	44.5 (5th)

PENALTIES

67 (2nd-most)	PENALTIES COMMITTED	54 (t-13th most)
555 (3rd-most)	PENALTY YARDS	393 (22nd-most)

★ DAL vs. ARI SERIES HISTORY ★

The Cowboys and Cardinals have squared off 92 times, including one playoff game. Dallas holds a 56-35-1 advantage. The two teams played twice each year as part of the NFC East from 1970-2001. Dallas lost the first-ever meeting in 1960 and dropped five more until claiming its first series win in 1963. Below is a brief look at the last 20 games of the series:

Date	Loc.	Dal W/L	Score	Date	Loc.	Dal W/L	Score
11/15/98	Ari	W	35-28	10/30/05	Dal	W	34-13
1/2/99*	Dal	L	7-20	11/12/06	Ari	W	27-10
10/3/99	Dal	W	35-7	10/12/08	Ari	L(OT)	24-30
11/21/99	Ari	L	9-13	12/25/10	Ari	L	26-27
9/10/00	Ari	L	31-32	12/4/11	Ari	L(OT)	13-19
10/22/00	Dal	W	48-7	11/2/14	Dal	L	17-28
10/28/01	Dal	W	17-3	9/25/17	Ari	W	28-17
12/23/01	Ari	L	10-17	10/19/20	Ari	L	10-38
10/20/02	Ari	L(OT)	6-9	1/2/22	Dal	L	22-25
10/5/03	Dal	W	24-7	9/24/23	Ari	L	16-28

*NFC Wild Card Game

★ INSIDE THE SERIES HISTORY ★

The rivalry between the Dallas Cowboys and Arizona Cardinals has been around since the Cowboys entrance in the league in 1960. The two teams faced each other two times per season as part of the NFC East from 1970-2001.

In the 92 games of the series there has been:

- * 18 games decided by three-or-more touchdowns
- * 28 games decided by less than a touchdown
- * Six overtime games and one tie - 10-10 at St. Louis, 10/16/66
- * A 41-point win by Dallas (10/22/00) - biggest Cowboys win
- * A 38-point loss by Dallas (11/16/70) - biggest Cowboys loss
- * One shutout by Arizona - 38-0 (11/16/70)
- * Four Thanksgiving games, two Christmas, five Saturday night, four Sunday night and eight Monday night games
- * A combined total of 72 points is the most in the series (20-52, 12/9/62).
- * A combined total of 15 points is the fewest in the series (6-9, 10/20/02).
- * A 24-17 record for Dallas since the Cardinals moved to Arizona from St. Louis.

★ ALL-TIME STAT COMPARISON ★

This week's game marks the 93rd matchup, including post-season, between Dallas and Arizona. Below is a brief look into the stats of the series:

	TEAM TOTALS Cowboys	Cardinals
Wins.....	56	35
Points.....	2,099	1,639
Total Net Yards	30,776	28,498
Net Rushing Yards	12,479	9,942
Net Passing Yards	18,297	18,556

	SINGLE-GAME TEAM-HIGHS Cowboys	Cardinals
Points.....	48 10/22/08	52 12/9/62
Total Net Yards	578 9/30/73	527 12/9/62
Net Rushing Yards.....	264 10/9/77	261 10/19/20
Net Passing Yards	373 12/25/95	448 11/15/98

	SINGLE-GAME INDIVIDUAL HIGHS Cowboys	Cardinals
Passing Yards		
379 - T. Aikman 11/12/89		465 - J. Plummer 11/15/98
Rushing Yards		
182 - E. Smith 9/22/91		193 - O. Anderson 9/2/79
Receiving Yards		
210 - M. Irvin 9/20/92		190 - F. Sanders 11/15/98

★ PLAYER HIGHLIGHTS vs. ARI ★

Brandon Aubrey - K

Nailed three field goals and one extra point in 2023's Week 3 matchup at Arizona, becoming the fifth kicker to reach 10 career field goals in his first three games.

Jadeveon Clowney - DE

In five career games against the Cardinals, tallied 16 tackles, 3.0 sacks, four tackles for loss and a 27-yard pick-six in 2019 while playing for Seattle.

CeeDee Lamb - WR

Nabbed 14 receptions for 168 yards in three games against the Cardinals.

Dak Prescott - QB

Completed 64.6% of his passes for 658 yards and six touchdowns through three appearances against Arizona.

Solomon Thomas - DT

While spending his first four seasons with San Francisco, had a sack, two tackles for loss and four quarterback hits in six career games against the Cardinals.

★ MONDAY NIGHT LIGHTS ★

The Cowboys are 0-1-1 in primetime games in 2025. Since 2021, Dallas is 16-8-1 in primetime games, a .660 primetime win percentage that ranks fifth in the NFL during that span:

Highest Win Percentage in Primetime - 2021-25

Team	W	L	T	Win%
Detroit	13	3	0	.813
Kansas City	18	7	0	.720
Baltimore	14	6	0	.700
Buffalo	17	8	0	.680
Dallas	16	8	1	.660
Philadelphia	13	8	0	.619

The Cowboys hold a 50-37 Monday Night Football record and will be making their 88th regular season appearance on Monday Night Football this week against Arizona. Only Miami, with 90 games, has appeared on MNF more. Dallas' 50 MNF wins are third in league history behind Pittsburgh (54) and San Francisco (53).

Dallas has appeared on ESPN's Monday Night Football broadcast - twice on Saturdays - seven times since 2020. The Cowboys are 4-3 on ESPN during that span.

★ PRO BOWL COWBOYS ★

The Dallas Cowboys currently have 10 Pro Bowlers on their roster. Below is a list of the 10 Cowboys who have made a Pro Bowl:

Players with Pro Bowl appearances Dallas Cowboys

Player	Pro Bowls	Player	Pro Bowls
CeeDee Lamb	4*	Trevon Diggs	2*
Jadeveon Clowney	3	Tyler Smith	2*
Dak Prescott	3*	KaVontae Turpin	2*
Bryan Anger	2*	DaRon Bland	1*
Brandon Aubrey	2*	Jake Ferguson	1*

*notes Pro Bowls made while playing for Dallas

★ DATING GAME ★

This week's game against Arizona is being played on Nov. 3. In the 65-plus years of Dallas Cowboys football, there have been eight Nov. 3 games, with Dallas holding a 5-3 record on Nov. 3:

Date	Opp/ Loc.	Dal W/L	Score	Date	Opp/ Loc.	Dal W/L	Score
11/3/63	Was	W	35-20	11/3/96	Phi	L	21-31
11/3/68	@NO	W	17-3	11/3/02	@Det	L	7-9
11/3/74	StL	W	17-14	10/3/13	Min	W	27-23
11/3/91	Pho	W	27-7	11/3/24	@Atl	L	21-27

★ WINNING TRADITION ★

The Dallas Cowboys currently own the league's second-highest all-time regular season winning percentage by current NFL teams:

Highest Regular Season Win Percentage - NFL History

Team	W	L	T	Pct.
Green Bay	815	605	39	.573
Dallas	572	427	7	.573
Baltimore	270	204	1	.569
Kansas City	552	444	12	.554
Chicago	802	649	42	.553

* Since 1972, ties have been calculated as half-win and half loss. Prior to 1972 tie games were ignored in calculating a team's winning percentage. Ties since 1972: Dallas (0), Miami (1) Chicago (1), Green Bay (6).

★ 2025 TEAM CAPTAINS ★

For the 2025 season, Head Coach Brian Schottenheimer had players vote on team captains for the entire year. Although his goal was just four captains for the season, Schottenheimer changed his mind due to the overwhelming response from the players who voted.


The players voted on six captains - with offense, defense and special teams each having two players. A "captain of the week" will also be added for each game.

Below are the team captains for the Dallas Cowboys in 2025:

Offense	Defense	Special Teams
QB Dak Prescott	DT Osa Odighizuwa	K Brandon Aubrey
WR CeeDee Lamb	S Donovan Wilson	CB C.J. Goodwin

Captain of the Week:

Week 2 vs NYG: Malik Hooker
Week 3 at CHI: Javonte Williams
Week 4 vs GB: Kenny Clark
Week 5 at NYJ: Solomon Thomas
Week 6 at CAR: Jake Ferguson
Week 7 vs WAS: Brock Hoffman
Week 8 at DEN: DaRon Bland



★ HISTORIC AT HOME ★

The Dallas Cowboys lead the NFL in scoring (41.3 points-per-game) and yards-per-game (441.0) at home in 2025. Additionally, Dallas has scored at least 40 points in each of its three home games. The Cowboys are the third team in NFL history - first since the 2000 St. Louis Rams - to have at least 40 points in their first three home games:

Most Home Games with 40+ Points to Start a Season

NFL History

Team	40PtGames	Team	40PtGames
St. Louis, 2020	4	Dallas, 1973	3
Dallas, 2025.....	3		

The Cowboys have scored 124 points at AT&T Stadium in 2025, the fourth-most points through a team's first three home games in a season since the NFL merger:

Most Points Through First Three Home Games - Since 1970

Team	Points	Team	Points
Miami, 2023.....	143	Dallas, 2025.....	124
New Orleans, 2011	132	Dallas, 2021	121
Dallas, 1973	130	Washington, 1999	121

★ HOME COOKING ★

Since AT&T Stadium opened in 2009, Dallas has posted a 78-54-1 regular season record at home. In the last four-plus seasons, the Cowboys have utilized their home field advantage, going 25-11-1 at AT&T Stadium, a .689 win percentage at home that is fifth in the NFL since 2021:

NFL Team Home Win Percentage Since 2021

Team	Games	W	L	T	Win %
Buffalo.....	38	31	7	0	.816
Kansas City.....	39	31	8	0	.795
Green Bay.....	37	27	10	0	.730
Philadelphia	38	27	11	0	.711
Dallas	37	25	11	1	.689
Miami.....	37	25	12	0	.676
Detroit.....	37	24	13	0	.649
Minnesota.....	37	24	13	0	.649

Since 2021, Dallas is averaging 30.9 points-per-game at home, second-most in the NFL during that span and behind only Detroit:

Points-Per-Game at Home - NFL 2021-25

Team	PPG	Team	PPG
Detroit.....	31.0	Philadelphia	27.7
Dallas.....	30.9	Cincinnati	27.6
Buffalo	30.1	Baltimore.....	26.6

★ AT&T STADIUM REFRESH ★

Since opening in 2009 and redefining what the world's top, major sports and entertainment stadium could be, the Jerry Jones Family and the Dallas Cowboys have delivered on a commitment to operating AT&T Stadium at the highest level in the world. Post-opening private reinvestments in AT&T Stadium will now approach \$500 million. Key elements include:

- Upgrading the world's largest center-hung HDTV video board to 4K technology
- Refreshing all seven AT&T Stadium Pro Shops
- Creating additional concession and bar locations
- Updating finishes and enhancing technology displays around the venue
- Re-imagined suite design and finishes including updated technology applications
- Re-designing and creating an all-new look and feel of suite level corridors

★ AT&T STADIUM RECORD... ★

The Dallas Cowboys are in their 17th regular season calling AT&T Stadium home. Dallas' first game at the venue was on Sept. 20, 2009 - a 31-33 loss to the N.Y. Giants. The club's first win came a week later with a 21-7 decision over Carolina.

From 2022-23, Dallas held a 16-game win streak at home, the second-longest home win streak in franchise history (18 from 1979-81). Dallas joined the New England Patriots as the only teams since 2000 to win at least 16 straight regular season home games. Below is a breakdown of the club's record at AT&T Stadium:

Regular season	78-54-1
Postseason	3-3
Overall	81-57

	Regular	Post
September	18-8-1	
October	18-15	
November	21-18	
December	19-10	
January	2-3	3-3
Playing at noon	25-12	
Playing at 3:30	30-26	1-3
Playing in prime time.....	23-16-1	2-0
Thursday	10-8	
Saturday	2-2	2-0
Sunday.....	62-37-1	1-3
Monday	4-7	

Fully closed stadium	53-34	3-3
Fully open stadium.....	12-11	
Roof open, doors closed	2-6-1	
Roof closed, doors open	11-3	

Playing against the NFC East.....	33-17	1-0
Playing against the NFC (non-NFC East)....	27-20-1	2-3
Playing against the AFC.....	18-16	

Team-by-team								
Team	W	L	T	Pct	Team	W	L	Pct
Arizona.....	0	3	0	.000	Minnesota	1	1	.500
Atlanta.....	3	1	0	.750	New England ...	1	1	.500
Baltimore.....	1	1	0	.500	New Orleans	2	3	.400
Buffalo.....	1	1	0	.500	N.Y. Giants.....	12	5	.706
Carolina	2	1	0	.667	N.Y. Jets.....	1	1	.500
Chicago.....	2	2	0	.500	Philadelphia	9	7	.563
Cincinnati.....	2	1	0	.667	Pittsburgh.....	1	1	.500
Cleveland.....	1	1	0	.500	San Francisco...1	1	1	.500
Denver	0	2	0	.000	Seattle.....	3	2	.600
Detroit	5	2	0	.714	Tampa Bay	4	1	.800
Green Bay.....	0	3	1	.125	Tennessee	0	2	.000
Houston.....	2	1	0	.667	Washington.....	12	5	.706
Indianapolis....	2	0	0	1.000				
Jacksonville ...	1	1	0	.500				
Kansas City....	1	0	0	1.000				
LA Chargers....	0	2	0	.000				
LA Rams.....	4	1	0	.800				
Las Vegas.....	2	1	0	.667				
Miami	2	0	0	1.000				

Postseason		
Detroit.....	1	0 1.000
Green Bay.....	0	2 .000
Philadelphia ...	1	0 1.000
Seattle.....	1	0 1.000
San Francisco...0	1	.000

Postseason

Detroit.....	1	0	1.000
Green Bay.....	0	2	.000
Philadelphia	1	0	1.000
Seattle.....	1	0	1.000
San Francisco...0	1		.000

Dallas finished 2023 with an 8-0 record at AT&T Stadium in 2023. It marked just the fourth time in franchise history that Dallas went undefeated at home, joining the 1980, 1981 and 1969 teams.

Undefeated Seasons at Home - Dallas Cowboys

Season	Wins	Consec. Wins	Home Record
2023.....	8	8	8-0
1981.....	8	8	8-0
1980.....	8	8	8-0
1969.....	6	4	6-0-1



★ THE DALLAS COWBOYS - A CHAMPIONSHIP TRADITION ★

SUPER BOWL CHAMPIONSHIPS

New England Patriots.....	6
Pittsburgh Steelers.....	6
DALLAS COWBOYS.....	5
San Francisco 49ers.....	5
Green Bay Packers.....	4
New York Giants.....	4
Denver Broncos.....	3
Kansas City Chiefs.....	3
Oakland Raiders.....	3
Washington Commanders....	3

SUPER BOWL APPEARANCES

New England Patriots.....	11
DALLAS COWBOYS.....	8
Pittsburgh Steelers.....	8
Denver Broncos.....	8
San Francisco 49ers.....	8
Kansas City Chiefs.....	7
Green Bay Packers.....	5
Miami Dolphins.....	5
New York Giants.....	5
Oakland Raiders.....	5
Washington Commanders....	5

POSTSEASON VICTORIES

San Francisco 49ers.....	38
New England Patriots.....	37
Green Bay Packers.....	37
DALLAS COWBOYS.....	36
Pittsburgh Steelers.....	36
Philadelphia Eagles.....	29
StL/LA Rams.....	27
Kansas City Chiefs.....	26
Oak/LV Raiders.....	25
New York Giants.....	25
Washington Commanders....	25

POSTSEASON APPEARANCES

Green Bay Packers.....	37
DALLAS COWBOYS.....	36
Pittsburgh Steelers.....	35
New York Giants.....	33
Cle./StL/LA Rams.....	33
Minnesota Vikings.....	32
Philadelphia Eagles.....	31
Indianapolis Colts.....	29
San Francisco 49ers.....	29
New England Patriots.....	28
Chicago Bears.....	27

POSTSEASON GAMES

DALLAS COWBOYS.....	67
Pittsburgh Steelers.....	65
Green Bay Packers.....	64
San Francisco 49ers.....	62
New England Patriots.....	59
StL/LA Rams.....	56

CONSEC. POSTSEASON APPEARANCES

New England Patriots (2009-19)...	11
Kansas City Chiefs (2015-24)...	10
DALLAS COWBOYS (1975-83).....	9
Indianapolis Colts (2002-10).....	9
DALLAS COWBOYS (1966-73).....	8
Pittsburgh Steelers (1972-79)...	8
Los Angeles Rams (1973-80)...	8
San Francisco 49ers (1983-90)...	8

CONSECUTIVE WINNING SEASONS

DALLAS COWBOYS (1966-85).....	20
New England Patriots (2001-19)...	19
Oakland Raiders (1965-80)...	16
San Francisco 49ers (1983-98)...	16
Chicago Bears (1930-44).....	15
Green Bay Packers (1934-47)...	14

ALL-TIME REGULAR SEASON WINNING %

Green Bay Packers.....	0.573
DALLAS COWBOYS.....	0.573
Baltimore Ravens.....	0.569
Kansas City Chiefs.....	0.554
Chicago Bears.....	0.553
New England Patriots....	0.552

46 SEASONS OF 500-OR-BETTER			36 POSTSEASON APPEARANCES		26 DIVISION TITLES		16 NFL/NFC CHAMPIONSHIP GAME FINALIST			8 NFC CHAMPIONSHIPS		5 SUPER BOWL CHAMPIONSHIPS	
1965	1982	2009	1966	1991	1966	1992	1966	1975	1992	1970	1992	1971	1992
1966	1983	2011	1967	1992	1967	1993	1967	1977	1993	1971	1993	1977	1993
1967	1984	2012	1968	1993	1968	1994	1970	1978	1994	1975	1995		1995
1968	1985	2013	1969	1994	1969	1995	1971	1980	1995	1977			
1969	1991	2014	1970	1995	1970	1996	1972	1981		1978			
1970	1992	2016	1971	1996	1971	1998	1973	1982					
1971	1993	2017	1972	1998	1973	2007							
1972	1994	2018	1973	1999	1976	2009							
1973	1995	2019	1975	2003	1977	2014							
1974	1996	2021	1976	2006	1978	2016							
1975	1998	2022	1977	2007	1979	2018							
1976	1999	2023	1978	2009	1981	2021							
1977	2003		1979	2014	1985	2023							
1978	2005		1980	2016									
1979	2006		1981	2018									
1980	2007		1982	2021									
1981	2008		1983	2022									
			1985	2023									



★ PRO BOWL COWBOYS ★

Since 2014, Dallas has selected 15 players in the NFL Draft that have gone on to make at least one Pro Bowl - the most in the NFL over that span. Baltimore has selected the second-most with 13 Pro Bowl draft picks since 2014. Since 1989 Dallas has sent 61 different players to the Pro Bowl, and of those, Dallas drafted 43.

COWBOYS PRO BOWL DRAFT PICKS SINCE 2014 (BY YEAR DRAFTED)

2014: Zack Martin (9)*
 2014: DeMarcus Lawrence (4)
 2015: Byron Jones (1)*
 2016: Dak Prescott (3)
 2016: Ezekiel Elliott (3)*
 2016: Jaylon Smith (1)
 2018: Leighton Vander Esch (1)*
 2019: Tony Pollard (1)



2020: Tyler Biadasz (1)
 2020: Trevon Diggs (2)
 2020: CeeDee Lamb (4)*
 2021: Micah Parsons (4)*
 2022: DaRon Bland (1)
 2022: Jake Ferguson (1)
 2022: Tyler Smith (2)*

*First round picks

DAK PRESCOTT NOTES



All-Time Ranks - Cowboys QBs

1st

- Completion Pct. (67.1%)
- Completions (2,984)
- Passer Rating (98.4)

2nd

- Passing Touchdowns (229)
- Attempts (4,449)
- Passing Yards (33,506)

3rd

- Total Wins (79)

★ AIRING IT OUT ★

In 2025 Dak Prescott ranks around the top of the NFL among quarterbacks in nearly every main passing category:

Stats	Total	Rank
Big Play Passes (25+ Yards).....	20	1st
Completions.....	204	1st
Pass Attempts.....	290	2nd
Passing Touchdowns.....	16	T-3rd
Passing Yards.....	2,069	3rd
Passing First Downs.....	100	4th
Completion Percentage.....	70.3%	5th
Completion Percentage Over Expected.....	+6.3%	6th

★ DAK TO THE FUTURE ★

Now in his 10th pro season, Dak Prescott ranks first in completion percentage (67.1%) and completions (2,984), second in passing touchdowns (229), passing yards (33,506) and attempts (4,449), and third in wins (79) in team history:

Dallas Cowboys All-Time QB Chart

WINS AS STARTER

Troy Aikman	94
Roger Staubach	85
Dak Prescott	79
Tony Romo	78
Danny White.....	62

PASSING YARDS

Tony Romo	34,183
Dak Prescott.....	33,506
Troy Aikman.....	32,942
Roger Staubach.....	22,700
Danny White.....	21,959

ATTEMPTS

Troy Aikman	4,715
Dak Prescott	4,449
Tony Romo	4,335
Roger Staubach	2,958
Danny White.....	2,950

PASSING TOUCHDOWNS

Tony Romo	247
Dak Prescott.....	229
Troy Aikman.....	165
Danny White.....	155
Roger Staubach.....	153

COMPLETIONS

Dak Prescott	2,984
Troy Aikman	2,898
Tony Romo	2,829
Danny White.....	1,761
Roger Staubach	1,685

COMPLETION PCT

Dak Prescott	67.1%
Tony Romo	65.3%
Troy Aikman.....	61.5%
Danny White.....	59.7%
Roger Staubach	57.0%

★ QBs MULTIPLE TOUCHDOWNS ★

Dak Prescott has five multi-touchdown games in 2025 and 72 for his career, second in team history behind Tony Romo (79 games).

Prescott has also recorded three-or-more touchdown passes in four games in 2025, tied with Patrick Mahomes for most in the NFL, and his 40 career regular season games are tied with Romo for the most in franchise history:

Three Passing Touchdown Games - Dallas Cowboys

Player	Games	Player	Games
Dak Prescott.....	40	Roger Staubach	17
Tony Romo	40	Don Meredith.....	14
Danny White.....	20	Troy Aikman	20

Prescott's 40 career games with at least three touchdowns are also the sixth-most ever by a player in his first 10 seasons:

Three Passing Touchdown Games - First 10 NFL Seasons

Player	Games	Player	Games
Peyton Manning.....	48	Russell Wilson.....	41
Dan Marino	48	Dak Prescott	40
Patrick Mahomes.....	44	Brett Favre.....	37
Aaron Rodgers	43		

Prescott threw for four touchdowns at the N.Y. Jets in Week 5. His 12 career four-touchdown games are the most in franchise history:

Four Passing Touchdown Games - Dallas Cowboys

Player	Games	Player	Games
Dak Prescott.....	12	Don Meredith.....	6
Tony Romo	10	Troy Aikman	3
Danny White	8	Craig Morton	2

★ PLAY ACTION MAESTRO ★

In his 10th season, Dak Prescott has been among the league's best in play action passing. So far in 2025, Prescott has completed 85.2% of his attempts with eight touchdowns and a 134.9 passer rating on play action passes, the highest passer rating on play action in the NFL (min. 30 play action attempts):

Passer Rating on Play Action - NFL 2025 min. 30 attempts

QB, Team	Comp	Att	Comp%	Yds	TD	Rtng
Dak Prescott, Dal	69	81	85.2%	687	8	134.9
Matthew Stafford, LAR...	57	78	73.1%	699	8	134.5
Jalen Hurts, Phi	34	45	75.6%	383	4	130.1
Jared Goff, Det	46	60	76.7%	585	5	127.4
Drake Maye, NE	44	61	72.1%	551	5	127.2

Prescott also leads the NFL in completion percentage (85.2%) and tied for first in passing touchdowns (eight) on play action passes this season.

DAK PRESCOTT NOTES, CONT.

★ DAK'S RECORD WHEN... ★

Since taking over as Dallas' starting quarterback in 2016, Dak Prescott has compiled a 79-50-1 regular season record in 130 career starts, and he is 2-5 in the postseason. Below is a look at Prescott's record under several different circumstances:

	Regular	Post
Playing at home:	45-18-1	1-3
Playing on the road:	34-32	1-2
Playing indoors:	41-19	1-3
Playing outdoors:	38-31-1	1-2
Playing against the NFC East:	35-9	
Playing against the NFC (non-NFC East):	25-24-1	2-5
Playing against the AFC:	19-17	
Playing on Thursday:	11-6	
Playing on Saturday:	3-0	1-1
Playing on Sunday afternoon:	47-34	0-4
Playing on Sunday night:	13-9-1	
Playing on Monday night:	5-1	1-0
Playing on artificial turf:	61-31-1	1-3
Playing on natural grass:	18-19	1-2
Offense totals over 400 yards:	45-14-1	1-2
Throws for over 300 yards:	19-10-1	1-2
Throws for 200-299 yards:	46-22	1-3
Attempts 30 passes-or-more:	47-41-1	2-5
Throws only one touchdown:	20-12	1-3
Throws more than one touchdown:	51-20-1	1-2
Completes 65.0%-or-more of his passes:	58-19-1	2-1
Averages more than 7.0 yards-per-attempt:	60-17-1	1-2
Has more than one Big Play (25+) passing:	44-23-1	2-2
Throws no interceptions:	53-17-1	1-1
Throws one interception:	18-16	1-2
Throws more than one interception:	7-18	0-2
Records at least 100.0 passer rating:	55-10-1	1-1
Commits no turnovers.....	45-13-1	1-1
Against teams with winning record:	24-25-1	1-5
Against teams with .500 record:	16-10	
Against teams with losing record:	39-14	1-0
Has between one-five rush attempts	50-39-1	0-4
Has five-or-more rush attempts	28-10	2-1
Sacked one time-or-less:	43-13-1	2-2
Sacked more than once:	36-37	0-3
September:	17-14-1	
October:	20-12	
November:	19-13	
December:	21-8	
January:	2-3	2-5

Team-by-team									
Team	W	L	T	Pct	Team	W	L	Pct	
Arizona.....	1	2	0	.333	Minnesota.....	2	1	.667	
Atlanta.....	3	2	0	.600	New England... 2	1	.667		
Baltimore.....	1	1	0	.500	New Orleans... 2	2	.500		
Buffalo.....	0	2	0	.000	N.Y. Giants ... 14	2	.875		
Carolina.....	2	2	0	.500	N.Y. Jets 2	1	.667		
Chicago.....	2	2	0	.500	Philadelphia... 9	5	.643		
Cincinnati.....	1	0	0	1.000	Pittsburgh..... 2	0	1.000		
Cleveland.....	2	1	0	.667	San Francisco . 2	2	.500		
Denver.....	0	3	0	.000	Seattle 1	3	.250		
Detroit.....	5	1	0	.833	Tampa Bay 2	2	.500		
Green Bay.....	1	3	1	.300	Tennessee..... 1	1	.500		
Houston.....	1	1	0	.500	Washington ... 12	2	.857		
Indianapolis....	1	1	0	.500					
Jacksonville....	1	1	0	.500					
Kansas City....	1	1	0	.500					
LA Chargers.....	2	1	0	.667					
LA Rams.....	2	2	0	.500					
Las Vegas.....	1	1	0	.500					
Miami.....	1	1	0	.500					
				</					

Postseason

Green Bay.....	0	2	.000
L.A. Rams.....	0	1	.000
San Francisco .	0	2	.000
Seattle.....	1	0	1.000
Tampa Bay.....	1	0	1.000

★ QB WINS ★

Now in his 10th season as the Dallas Cowboys quarterback, Dak Prescott has proven to be a winner, as his 79 regular season victories rank third in team history and are tied for fourth among NFL quarterbacks since 2016:

Wins by Starting NFL QB - 2016-25
























Player	W	L	T	Win%
Patrick Mahomes, KC	94	26	0	.783
Jared Goff, LAR/Det.....	86	54	1	.613
Josh Allen, Buf	81	37	0	.686
Tom Brady, NE/TB.....	79	31	0	.718
Dak Prescott, Dal.....	79	50	1	.612
Aaron Rodgers, GB/NYJ/Pit.....	77	51	1	.601
Russell Wilson, Sea/Den/Pit/NYG..	77	62	1	.554

Since 2016, Prescott has the second-most wins against his division among NFL quarterbacks, going 35-9 in games he has started against the NFC East:

Player	Wins	Player	Wins
Patrick Mahomes, KC	36	Jared Goff, LAR/Det.....	33
Dak Prescott, Dal	35	Tom Brady, NE/TB.....	31

★ PRESCOTT TDs BY TEAM ★

Dak Prescott has thrown a touchdown pass against all 31 NFL teams in the regular season. He is the 30th quarterback in NFL history to throw at least one touchdown pass against 31-or-more opponents. Below is a team-by-team breakdown of his touchdowns through the air:

	31						
	30		24				
	14		11		10		9
	6		6		6		5
	4		4		4		4
	3		2		2		1
	2		2		2		1

Prescott has added 14 passing touchdowns in his postseason career. Below is a team-by-team breakdown of his postseason touchdowns through the air:

	6		4		2		1		1
---	----------	--	----------	---	----------	---	----------	---	----------

DAK PRESCOTT NOTES, CONT.

★ QB RATINGS AT 100.0 ★

In 2023 Prescott had 11 games with a 100.0 rating, the most in the NFL, and he has four such games in 2025. Overall, he has 67 career games with a 100.0 passer rating, tied with Tony Romo for the most in team history:

100.0 QB Rating Games - Cowboys History

Player	Games	Player	Games
Dak Prescott	67	Roger Staubach	37
Tony Romo.....	67	Danny White.....	33
Troy Aikman	44		

Prescott's 67 career games with at least a 100.0 rating from 2016-25 are tied for the second-most 100.0 rating games by a quarterback in his first 10 seasons in NFL history:

100.0 QB Rating Games - First 10 Seasons

Player	Games	Seasons
Russell Wilson	83	2007-15
Dak Prescott	67	2016-25
Matt Ryan	67	2008-17
Aaron Rodgers.....	64	2005-14
Jared Goff	63	2016-25

★ THIRD DOWN DAK ★

Dak Prescott is 47-for-75 (62.7%) on third down this season, with 33 of those completions going for a first down. Prescott's 47 third down completions rank second behind Bo Nix (49), and Prescott's 33 that have been converted for a first down are tied for the league lead in 2025:

3rd Down Completions That Resulted in 1st Down - NFL 2025

Player, Team	1DConv	3DAtt
Dak Prescott, Dal	33	75
Bo Nix, Den.....	33	81
Justin Herbert, LAC.....	32	72
Daniel Jones, Ind	28	53
Jordan Love, GB.....	28	58

Prescott's 567 passing yards on third down are tied with Bo Nix for the league lead.

★ PRESSURE IS PRIVILEGE ★

In 2025 Prescott has completed 55-of-88 passes when under pressure from opposing defenses, which is anytime a pressure is registered on a given passing play. Prescott's 62.5% completion rate against pressure leads the NFL, per PFF:

Completion Percentage Under Pressure - NFL 2025 min. 35 attempts against pressure

Player	Comp	Att	Comp%	Yds
Dak Prescott, Dal	55	88	62.5%	730
Daniel Jones, Ind	45	73	61.6%	530
Spencer Rattler, NO.....	49	82	59.8%	577
Jalen Hurts, Phi.....	37	63	58.7%	393
Drake Maye, NE.....	54	39	57.6%	484

Prescott's 730 passing yards and 8.3 yards-per-attempt while facing pressure also lead the NFL.

★ COMPLETE CONTROL ★

Dak Prescott's accuracy has been a staple of his career as he is in his 10th year in the league. Prescott is sixth in NFL history in completion percentage (min. 1,500 pass attempts):

Completion Percentage - NFL History min. 1,500 pass attempts

Player	Comp	Att	Comp%
Joe Burrow	1,769	2,583	68.5%
Tua Tagovailoa	1,546	2,268	68.2%
Drew Brees	7,142	10,551	67.7%
Jimmy Garoppolo	1,304	1,936	67.4%
Kyler Murray	1,974	2,941	67.1%
Dak Prescott	2,984	4,449	67.1%
Kirk Cousins	3,773	5,637	66.9%
Patrick Mahomes	2,967	4,453	66.6%

★ DOWN FIELD DAK ★

Dak Prescott has pushed the ball down the field in 2025, as he is fourth in the NFL in attempts (35) and completions (16) on throws that travel 20-plus air yards:

20+ Air Yard Attempts

Player	Att
Baker Mayfield, TB.....	39
Matthew Stafford, LAR.....	36
Jalen Hurts, Phi.....	36
Dak Prescott, Dal	35
Bo Nix, Den.....	33
Justin Herbert, LAC.....	33

20+ Air Yard Completions

Player	Comp
Drake Maye, NE.....	18
Sam Darnold, Sea.....	17
Jalen Hurts, Phi.....	17
Matthew Stafford, LAR.....	17
Dak Prescott, Dal	16

Prescott leads the NFL with 20 big-play passes (25-plus yards) in 2025.

★ FOURTH QUARTER WINS ★

Since taking over as the Dallas Cowboys starting quarterback in 2016, Dak Prescott has engineered his share of fourth quarter wins for the club. Included in his 78 regular season wins as a starter are 24 occasions in which he led the team to victory when the club was tied or trailing in the fourth quarter or overtime. Prescott's 24 wins are tied for the most by a Dallas signal caller:

4th Quarter/OT Wins - Cowboys

Quarterback	Wins	Quarterback	Wins
Dak Prescott	24	Roger Staubach.....	13
Tony Romo.....	24	Danny White	11
Troy Aikman	15		

Below is a look at each of Prescott's 24 games in which the game was tied or the team trailed in the fourth quarter to pull out the win and his fourth quarter/overtime stats:

Date	Opp	Score	Time Left	Att	Com	Yds	TD	Int	Final Score
9/18/16	@Was	20-23	10:35	6	5	56	0	0	27-23
10/30/16	PHI*	23-23	10:00	5	5	66	1	0	29-23
11/13/16	@Pit	29-30	0:42	4	3	28	0	0	35-30
12/1/16	@Min	7-9	14:11	4	2	26	1	0	17-15
12/18/16	TB	20-20	9:35	2	2	10	0	0	26-20
9/25/17	@Ari	14-14	14:45	2	2	41	1	0	28-17
12/10/17	@NYG	10-10	9:29	3	3	77	1	0	30-10
12/17/17	@Oak	17-17	6:30	6	5	82	0	0	20-17
12/31/17	@Phi	0-0	15:00	6	3	54	1	0	6-0
9/30/18	DET	23-24	2:17	11	7	99	0	0	26-24
11/11/18	@Phi	20-20	7:27	4	3	74	0	0	27-20
11/18/18	@Atl	19-19	1:52	6	4	45	0	0	22-19
12/9/18	PHI*	23-23	10:00	5	5	58	1	0	29-23
12/30/18	@NYG	28-32	3:21	9	4	75	1	0	36-35
9/20/20	Atl	24-36	1:49	2	1	24	0	0	40-39
9/19/21	@LAC	17-17	3:49	5	5	45	0	0	20-17
10/17/21	@NE*	29-29	7:53	5	5	71	1	0	35-29
12/11/22	Hou	20-23	3:20	7	6	79	0	0	27-23
12/24/22	Phi	34-34	4:19	5	3	31	0	0	40-34
10/16/23	@LAC	17-17	7:11	6	3	34	0	0	20-17
11/30/23	Sea	30-35	7:04	5	4	35	1	0	41-35
12/30/23	Det	10-13	12:18	5	5	54	1	0	20-19
10/6/24	@Pit	13-17	4:56	7	5	48	1	0	20-17
9/14/25	NYG*	37-37	2:00	1	1	27	0	0	40-37

*italics indicate overtime and are reflected in the stats totals

Amongst all NFL quarterbacks, Prescott has the fifth-most game-winning drives since he was drafted in 2016:

Game-Winning Drives - NFL (2016-25)

Player	Drives	Player	Drives
Derek Carr	30	Dak Prescott	24
Matthew Stafford.....	30	Patrick Mahomes.....	23
Kirk Cousins.....	27	Aaron Rodgers	23
Russell Wilson	26	Josh Allen	23

*Game Winning Drive = Fourth quarter drive that puts team ahead for the final time

*4th Quarter Comeback = Offense overcomes a deficit to win the game

30

Dak Prescott has thrown for 300-plus yards in two games in 2025 (NYG and GB). He has 30 career 300-yard games, second in franchise history behind Tony Romo (46 games).



Career Statistics

524

Receptions

**most by Cowboys player in first six seasons*

6,745

Receiving Yards

**most by Cowboys player in first six seasons*

12

Games with 10+ Receptions

**most in Cowboys history*



★ NO SILENCING THIS LAMB ★

CeeDee Lamb was named second-team All-Pro in 2024. Despite playing with a backup quarterback and battling through a shoulder injury for his final seven games of the season, Lamb tied for seventh in the NFL in receptions (101) and tied for eighth in receiving yards (1,194).

Since the start of the 2022 season, Lamb's first as the Cowboys No. 1 receiver, he is third in the NFL in receptions (371) and receiving yards (4,708):

Reception Leaders - NFL 2022-25

Player	Rec	Player	Rec
Amon-Ra St. Brown, Det...	390	Tyreek Hill, Mia.....	340
Ja'Marr Chase, Cin.....	384	Justin Jefferson, Min	340
CeeDee Lamb, Dal.....	371	Travis Kelce, KC	337

Over his five-plus NFL seasons, Lamb has 524 receptions, the seventh-most catches in a player's first six seasons in NFL history:

Most Receptions in First Six Seasons - NFL History

Player, Team	Seasons	Rec
Jarvis Landry, Mia/Cle	2014-19	564
Justin Jefferson, Min	2020-25	536
DeAndre Hopkins, Hou.....	2013-18	528
Antonio Brown, Pit.....	2010-15	526
Michael Thomas, NO.....	2016-22	526
Randy Moss, Min.....	1998-2003	525
CeeDee Lamb, Dal.....	2020-25	524
Larry Fitzgerald, Ari	2004-09	523

★ MARIO BROS ★

CeeDee Lamb is no stranger when it comes to big plays. Since 2022, Lamb has reeled in 75 receptions of 20-plus yards, second in the NFL over that span.

Now joined with running mate George Pickens, the Cowboys dynamic duo both rank in the top-four in big play receptions since the 2022 season:

20-Plus Yard Reception Leaders - NFL 2022-25

Player	20-Yd Rec	Player	20-Yd Rec
Justin Jefferson, Min.....	91	A.J. Brown, Phi	68
CeeDee Lamb, Dal.....	75	Davante Adams, LAR ..	61
Tyreek Hill, Mia.....	71	Amon-Ra St. Brown, Det....	59
George Pickens, Dal.....	68	DK Metcalf, Pit.....	59

80

CeeDee Lamb and George Pickens are the only wide receiver duo in the NFL to average at least 80 receiving yards-per-game in 2025.

★ ON THE LAMB ★

CeeDee Lamb quickly rose to the No. 1 receiver spot for the Dallas Cowboys. Lamb has recorded over 100 receiving yards in all three games he has completed in 2025. He now has 24 career 100-yard receiving games, good for third in Cowboys history:

100-Yard Receiving Games - Cowboys History

Player	100-Yd Gms	Player	100-Yd Gms
Michael Irvin	47	Jason Witten	21
Tony Hill.....	26	Drew Pearson	19
CeeDee Lamb.....	24	Dez Bryant.....	18
Bob Hayes.....	22		

Below are all 24 of Lamb's 100-yard performances:

CeeDee Lamb Career 100-Yard Rec Games

Opp, Date	Rec Yds	Opp, Date	Rec Yds
vs. Det, 12/30/23	227	at LAC, 10/16/23	117
at Phi, 11/5/23	191	at Car, 12/15/24	116
vs. LAR, 10/29/23	158	vs. Sea, 11/30/23	116
vs. NYG, 11/12/23	151	vs. NYG, 9/14/25.....	112
at GB, 11/13/22	150	at Min, 10/31/21	112
at NE, 10/17/21	149	vs. Was, 10/19/25.....	110
at SF, 10/27/24	146	at Phi, 9/4/25.....	110
vs. NYJ, 9/17/23	143	vs. Atl, 9/20/20	106
at Jax, 12/18/22	126	vs. NYG, 11/24/22	106
vs. NYG, 10/11/20	124	vs. TB, 12/22/24	105
vs. Phi, 12/24/22	120	at TB, 9/9/21	104
at Mia, 12/24/23	118	at Ten, 12/29/22	100

★ CEE YOU LATER ★

Dak Prescott found CeeDee Lamb for a 74-yard touchdown against Washington (10/19), which was Lamb's fourth receiving touchdown from 50-plus yards since 2023, tied for the third-most 50-yard touchdowns during that span:

Most 50-Yard Receiving TDs - NFL 2023-25

Player	50-Yd TD	Player	50-Yd TD
Ja'Marr Chase, Cin.....	8	Nico Collins, Hou.....	4
Tyreek Hill, Mia.....	5	Jameson Williams, Det ..	4
CeeDee Lamb, Dal.....	4	Rashid Shaheed, NO	4
DK Metcalf, Sea/Pit.....	4		

19

CeeDee Lamb has 19 100-yard receiving games since he became Dallas' clear-cut No. 1 receiver in 2022. That is tied for the second-most 100-yard games over that span, trailing only Justin Jefferson (22 games).

CEEDEE LAMB NOTES, CONT.

★ LAMB CHOP ★

CeeDee Lamb led all wide receivers in 2023 with 1,862 scrimmage yards. Lamb has 7,135 career scrimmage yards, the 10th-most scrimmage yards by an NFL wide receiver in the first 86 games of a career:

Most Scrimmage Yards in First 86 Career Games NFL Wide Receivers

Player	Yds	Player	Yds
Julio Jones.....	8,244	A.J. Green.....	7,228
Justin Jefferson.....	8,069	Odell Beckham Jr.....	7,203
Jerry Rice.....	7,707	Antonio Brown.....	7,203
Randy Moss.....	7,561	Calvin Johnson.....	7,156
Torry Holt.....	7,326	CeeDee Lamb.....	7,135

Lamb has surpassed 100 scrimmage yards in three of his four contests in 2025. In his career, Lamb has 29 games with 100-plus scrimmage yards, good for second among Cowboys wide receivers all-time:

Games 100-Plus Scrimmage Yards - Cowboys WRs All-Time

Player	Games	Player	Games
Michael Irvin.....	47	Bob Hayes.....	24
CeeDee Lamb.....	29	Drew Pearson.....	18
Tony Hill.....	26	Dez Bryant.....	18

Lamb was the fifth wide receiver in NFL history to record at least 1,000 scrimmage yards in each of his first five seasons, joining Mike Evans, A.J. Green, Justin Jefferson and Randy Moss.

★ STARTING OFF HOT ★

Dallas has made an effort to target CeeDee Lamb early in games. Lamb led the NFL in first half receptions (71) and receiving yards (877) in 2024. Since 2023, Lamb has 161 receptions and 2,265 receiving yards in the first half, which both lead the league over the last two-plus seasons:

1st Half Receiving Yard Leaders - NFL 2023-25

Player, Team	1H RecYds	Player, Team	1H RecYds
CeeDee Lamb.....	2,265	Tyreek Hill.....	1,703
Amon-Ra St. Brown.....	1,895	DK Metcalf.....	1,676
Justin Jefferson.....	1,781	Puka Nacua.....	1,601

★ SLOT VS. OUT WIDE ★

CeeDee Lamb has been a versatile weapon for the Cowboys offense. Despite having multiple play callers throughout his career, Lamb moves all around the field and finds success both in the slot and out wide.

CeeDee Lamb - Slot vs. Outside 2025

Slot	Outside
Targets: 15	Targets: 27
Receptions: 10	Receptions: 18
Receiving Yards: 139	Receiving Yards: 267
TD: 1	TD: 0

★ PICK YOUR POISON ★

The Dallas Cowboys traded for George Pickens in the weeks following the 2025 NFL Draft, adding a prolific wideout to an explosive offense that features All-Pro wide receiver CeeDee Lamb.

Since 2022, Lamb and Pickens have combined for 8,234 receiving yards, the second-most among NFL wide receiver duos over the past three seasons:

Combined Rec. Yards by WR Duos - NFL 2022-25

Players	Team	Total Rec Yds
Tyreek Hill/Jaylen Waddle.....	Mia	8,361
CeeDee Lamb/George Pickens.....	Dal	8,234
A.J. Brown/DeVonta Smith.....	Phi	8,109

★ 10-PIECE ★

CeeDee Lamb reeled in at least 10 receptions seven times in 2023, the most in the NFL and a single-season franchise record. In his career, Lamb has 12 games with 10-plus catches, the most in franchise history:

Games with 10-Plus Receptions - Cowboys History

Player	Games	Player	Games
CeeDee Lamb.....	12	Amari Cooper.....	6
Jason Witten.....	11	Miles Austin.....	5
Michael Irvin.....	7	Dez Bryant.....	4

Lamb did not record 10 receptions in a game until 2022. Since 2022, Lamb's 12 games with 10-plus catches ranks second during that span.

Games with 10-Plus Receptions - NFL 2022-25

Player	Games	Player	Games
Ja'Marr Chase, Cin.....	14	Tyreek Hill, Mia.....	8
CeeDee Lamb, Dal.....	12	Amon-Ra St. Brown, Det...8	
Justin Jefferson, Min.....	10	Puka Nacua, LAR.....	8

Lamb has 12 career contests with 10-or-more catches, tied for the third-most 10-catch games in an NFL player's first 84 career games:

Games with Double-Digit Catches in First 84 Career Games

Player	Games	Player	Games
Michael Thomas, NO.....	18	Brandon Marshall, Den...12	
Ja'Marr Chase, Cin.....	15	Anquan Boldin, Ari.....	12
CeeDee Lamb, Dal.....	12	Julio Jones, Atl.....	12

Below are Lamb's 12 career games with 10-plus receptions:

CeeDee Lamb Games with 10-Plus Receptions

Opp/Date	Rec.	Yds
Det, 12/30/23.....	13	227
@SF, 10/27/24.....	13	146
@Was, 1/7/24.....	13	98
LAR, 10/29/23.....	12	158
Sea, 11/30/23.....	12	116
@Phi, 11/5/23.....	11	191
NYG, 11/12/23.....	11	151
NYJ, 9/17/23.....	11	143
@GB, 11/13/22.....	11	150
@Ten, 12/29/22.....	11	100
Phi, 12/24/22.....	10	120
@Was, 11/24/24.....	10	67

★ RACKING UP YARDS ★

CeeDee Lamb tied for eighth in the NFL with 1,194 receiving yards in 2024. Lamb has reached the 1,000-yard mark in four of his first five seasons in the NFL, the only player in franchise history to do so. He also joined Michael Irvin as the only players in Cowboys history with at least four consecutive 1,000-yard seasons:

Most Consecutive Seasons with 1,000 Receiving Yards Cowboys History

Player	Consec. Seasons
Michael Irvin.....	5 (1991-96)
CeeDee Lamb.....	4 (2021-24)
Dez Bryant.....	3 (2012-14)
Terrell Owens.....	3 (2006-08)

100

CeeDee Lamb had 101 receptions in 2024, his third season with 100-plus catches. Lamb is just the third player in NFL history with 100 receptions in three of his first five seasons, joining Michael Thomas and Brandon Marshall.

GEORGE PICKENS NOTES

2025 SEASON STATS (NFL Rank)

6 Receiving Touchdowns (T-3rd)

8 25-Plus Yard Receptions (T-2nd)

685 Receiving Yards (4th)

36 First Down Receptions (T-1st)

★ GP's TDs ★

Along with ranking fourth in the NFL with 685 receiving yards, George Pickens leads the Cowboys with a career-high six touchdown receptions in 2025, tied for third in the NFL:

Receiving TDs - NFL 2025			
Player	Rec TD	Player	Rec TD
Amon-Ra St. Brown, Det...	7	Davante Adams, LAR.....	6
Dallas Goedert, Phi.....	7	Tucker Kraft, GB	6
George Pickens, Dal.....	6	Michael Pittman Jr, Ind.....	6
Jake Ferguson, Dal.....	6		

Additionally, Pickens is the fourth player in franchise history to record at least 650 receiving yards and six touchdowns in the first eight games of the season:

Cowboys with 650+ Rec. Yds and 6+ Rec. TDs

First Eight Games of a Season

Player, Season	Rec Yds	Rec TD
Frank Clarke, 1962	829	12
Terrell Owens, 2007	730	6
Amari Cooper, 2019	701	6
George Pickens, 2025.....	685	6

★ AIR PICKENS ★

Dak Prescott has pushed the ball down the field to George Pickens early in 2025. On passes that travel at least 20 air yards, Pickens is tied for third in the NFL in targets (15) and tied for fourth in receptions (seven):

Most 20-Plus Air Yard Receptions - NFL 2025

Player, Team	Rec	Player, Team	Rec
Jaxon Smith-Njigba, Sea.....	10	George Pickens, Dal.....	7
Kayshon Boutte, NE	9	Marvin Harrison, Ari	7
Emeka Egbuka, TB.....	8	Wan'Dale Robinson, NYG ...	7

★ THIRD DOWN THREAT ★

All 17 of George Pickens' receptions on third and fourth down have been converted for a first down in 2025, most in the NFL:

3rd/4th Down Receptions That Resulted in 1st Down - NFL 2025

Player, Team	1DConv	Total 3D/4DRec
George Pickens, Dal	17	17
Keenan Allen, LAC	16	18
Courtland Sutton, Den.....	14	18
Puka Nacua, LAR.....	13	15
Tetairoa, McMillan, Car	13	14

Pickens is also second in the NFL in third/fourth down receiving yards with 264, behind only Courtland Sutton (295).

★ KEEP IT ¹⁰⁰ ★

George Pickens has 10 career games with 100-plus receiving yards - two as a Cowboy. His 100-yard games are listed below:

George Pickens' Career 100-Yard Receiving Games

Opp, Date	Rec.	Rec Yds
vs. Cin, 12/23/23	4	195
at Car, 10/12/25	9	168
vs. GB, 9/28/25	8	134
at Sea, 12/31/23	7	131
vs. Bal, 10/8/23	6	130
vs. Cle, 9/18/23	4	127
at Ind, 9/29/24	7	113
vs. NYJ, 10/20/24	5	111
@ LAR, 10/22/23	5	107
vs. NYJ, 10/2/22	6	102

bold italics note games with Dallas

★ BIG PLAY PICKENS ★

Now in his fourth NFL season, George Pickens has established himself as a premier deep-threat receiver. Since he was drafted by Pittsburgh in 2022, Pickens is the only NFL player to record 150 receptions and average at least 16.0 yards-per-catch:

Highest Yards-Per-Catch - NFL 2022-25

min. 150 receptions

Player, Team	Rec	Rec Yds	Rec Avg.
George Pickens, Dal	217	3,526	16.2
Brandon Aiyuk, SF	178	2,731	15.3
A.J. Brown, Phi.....	290	4,426	15.1
Amari Cooper	194	2,957	15.2
Jaylen Waddle, Mia.....	240	3,618	15.1

Pickens has added 22 receptions of 25-plus yards since 2024, second in the NFL over the last two seasons. His new running mate, CeeDee Lamb, is also fourth in big play receptions during that span:

Most 25-Plus Yard Receptions - NFL 2024-25

Player	Rec	Player	Rec
Justin Jefferson, Min	23	DK Metcalf, Pit	17
George Pickens, Dal	22	Jaxon Smith-Njigba, Sea .	17
Ja'Marr Chase, Cin	20	Calvin Ridley, Ten	16
CeeDee Lamb, Dal.....	18	A.J. Brown, Phi	16

11

George Pickens has 11 contested catches in 2025, per *Pro Football Focus*, which is second in the NFL and only behind Ja'Marr Chase (12).

JAVONTE WILLIAMS/TEAM RUSHING NOTES



2025 SEASON STATS (NFL RB Rank)

493 Yards After Contact (2nd)

8 Rush Touchdowns (3rd)

633 Rushing Yards (4th)

★ WELCOME TO DALLAS ★

Javonte Williams was Dallas' first free agent signing in 2025 and spent the first four years of his career with the Denver Broncos.

In 2025 Williams ranks among the league's top running backs in multiple rushing categories:

Stats	Total	Rank
Rushing Yards After Contact	493	2nd
Total Touchdowns	9	T-2nd
Rushing Touchdowns	8	3rd
Rushing First Downs	34	3rd
Rushing Yards	633	4th
Rushing Yards-Per-Game	79.1	4th
Scrimmage Yards	726	T-7th
Yards-Per-Attempt	5.10	10th

★ POUNDING THE ROCK ★

After ranking 30th in the NFL in yards-per-carry (3.97) in 2024, the Cowboys have been efficient running the football in 2025. Dallas is averaging 4.67 yards-per-carry, good for ninth in the NFL:

Highest Rushing Average - NFL 2025

Team	Rushes	Rush Yds	Y/A
Baltimore.....	177	934	5.28
Buffalo.....	221	1,151	5.21
N.Y. Jets.....	221	1,149	5.20
Washington.....	212	1,102	5.20
Indianapolis.....	214	1,075	5.02
Denver.....	220	1,102	5.01
LA Chargers.....	203	985	4.85
Jacksonville.....	179	838	4.68
Dallas.....	206	963	4.67
Carolina.....	236	1,095	4.64

★ ESCAPE ARTIST ★

In 2025 Javonte Williams has shown the ability to make people miss, as he has forced 24 missed tackles, sixth in the NFL per *Pro Football Focus*:

Missed Tackles Forced on Rushes - PFF 2025

Player, Team	MTF	Player, Team	MTF
Bijan Robinson, Atl	36	Javonte Williams, Dal.....	24
Jonathan Taylor, Ind	35	De'Von Achane, Mia	23
James Cook, Buf	29	J.K. Dobbins, Den	23
Ashton Jeanty, LV	26	Josh Jacobs, LV	23
Jahmyr Gibbs, Det.....	25	Christian McCaffrey, SF.....	23

★ YARDS AFTER CONTACT ★

Javonte Williams has displayed his physical and violent running style early in 2025, as Williams ranks second in the NFL with 493 rushing yards after contact, per NextGenStats:

Rushing Yards After Contact - NFL 2025, NextGenStats

Player	YAC	Player	YAC
Jonathan Taylor, Ind	609	Quinshon Judkins, Cle.....	464
Javonte Williams, Dal.....	493	J.K. Dobbins, Den.....	453
James Cook, Buf	484	De'Von Achane, Mia.....	404
Bijan Robinson, Atl.....	468	Christian McCaffrey, SF ...	390

Dallas' running backs have punished opposing defenses. The Cowboys are averaging 3.37 yards after contact-per-carry, 10th in the NFL in 2025:

Team Rushing Yards After Contact Per Carry - NFL 2025

Team	YACo/Att	Team	YACo/Att
Atlanta	3.86	Miami	3.44
Cleveland.....	3.80	Washington	3.43
Cincinnati.....	3.67	Pittsburgh.....	3.42
Baltimore	3.66	LA Rams	3.40
Indianapolis	3.53	Dallas	3.37

★ SLICING AND DICING ★

Javonte Williams ranks third in the NFL with eight rushing touchdowns and fourth with 633 rushing yards.

Williams joins Emmitt Smith as the only two players in franchise history with at least 600 rushing yards and eight rushing touchdowns in the first eight games of a season:

Cowboys with 600+ Rush Yards and 8+ Rushing TDs First Eight Games of a Season

Player, Season	Rush Att	Rush Yds	Rush TD
Emmitt Smith, 1992	200	896	9
Emmitt Smith, 1994	184	748	9
Emmitt Smith, 1995	189	979	14
Emmitt Smith, 1999	185	748	10
Javonte Williams, 2025.....	124	633	8

8

Williams' eight rushing touchdowns in 2025 are tied with Herschel Walker for the most by a Cowboy in his first eight games with the team.

9

Javonte Williams has nine total touchdowns in 2025, tied with Herschel Walker for the most touchdowns by a Cowboy in his first eight games with the franchise.

JAKE FERGUSON/TEAM NOTES

★ FERGALICIOUS ★

In his fourth season, Jake Ferguson has quickly become one of Dak Prescott's reliable targets. As a result, Ferguson signed a four-year extension with the Cowboys during training camp, keeping him in Dallas through the 2029 season.

In 2025 Ferguson is fifth in the NFL - first among tight ends - with 51 receptions:

Receptions Leaders - NFL 2025

Player, Team	Rec	Player	Rec
Ja'Marr Chase, Cin	70	Jake Ferguson, Dal	51
Christian McCaffrey, SF	56	Amon-Ra St. Brown, Det.....	50
Puka Nacua, LAR	54	Jaxon Smith-Njigba, Sea.....	50
Chris Olave, NO	52	Keenan Allen	48

Ferguson's 51 receptions are the second-most by a tight end through the first eight games of a season in franchise history:

Most Receptions Through Eight Games by a Tight End Cowboys History

Player, Season	Rec	Player	Rec
Jason Witten, 2012	58	Jason Witten, 2008	46
Jake Ferguson, 2025.....	51	Jason Witten, three times.....	45

Ferguson has the second-most receptions (200) and receiving yards (1,763) by a Cowboys tight end through the first 55 games of a career. Only Jason Witten had more (219 rec. and 2,451 yds).

★ JAKE OF ALL TRADES ★

After a 2024 season that saw Ferguson not reach the end zone once, he has rebounded in 2025 and is tied with teammate George Pickens for the third-most receiving touchdowns (six) in the NFL, which are the most touchdown catches by a Cowboys tight end through the first eight games of a season:

Most Receiving TDs in First Eight Games of a Season Cowboys Tight Ends All-Time

Player, Season	Rec TD	Player, Season	Rec TD
Jake Ferguson, 2025.....	6	Jackie Harris, 2000	5
Jason Witten, 2007	5	Billy Joe Dupree, 1973.....	5

From Weeks 4-7, Ferguson caught a touchdown in four consecutive games, joining Jason Witten as the only two tight ends in franchise history with a touchdown catch in four straight contests. Witten had a five-game streak in 2010.

★ THIRD DOWN DARLINGS ★

Dallas is off to a good start on third down in 2025 after a 2024 season that saw them rank 23rd in third down offense.

In 2025 the Cowboys rank eighth in the NFL with a 43.2% third down conversion rate:

Below is a breakdown of Dallas' third down conversions by distance in 2025:

Cowboys Third Down Offense in 2025

3rd & Short (<4 Yds)	3rd & Med (4-6 Yds)	3rd & Long (>6 Yds)	3rd & 10+
15-23 (65.2%)	16-31 (51.6%)	10-41 (24.4%)	4-22 (18.2%)
Rank: 10th	Rank: 9th	Rank: 14th	Rank: 19th

★ GRINDING IT OUT ★

Dallas has gone on 17 10-play drives in 2025, tied for fourth in the NFL. On those 17 drives with 10-plus plays, the Cowboys have scored 84 points, the most points on 10-play drives in the NFL:

Points on 10-Play Drives - NFL 2025

Team	10-Play Drives	10 Play Pts
Dallas	17	84
San Francisco	20	79
Kansas City	18	73
New Orleans	20	73

★ CARDIAC COWBOYS ★

Dallas scored multiple times with under two minutes to go in the first half against both Green Bay and the N.Y. Jets. The Cowboys have scored 54 points in the last two minutes of both halves this season, most in the NFL:

Points Scored in Last Two Minutes of a Half - 2025

Team	Games	Points
Dallas.....	8	54
Tampa Bay	8	52
San Francisco	8	46
New England	8	43
Denver.....	8	41

★ SHOTS, EXPLOSIVES ★

Dallas has pushed the ball down the field at a high rate in 2025, tallying 30 big plays of 20-plus yards. The Cowboys offense is tied for sixth in big-play production this season after ranking 26th in plays of 20-plus yards in 2024:

Big-Play Production - NFL 2025

Team	20+ Runs	20+ Pass	20+ Plays
New England.....	6	29	35
Seattle	6	27	33
LA Chargers	7	26	33
LA Rams.....	2	30	32
Tampa Bay	2	29	31
Dallas.....	5	25	30
Detroit.....	7	23	30
Buffalo	8	22	30
Denver.....	8	22	30
Chicago.....	4	26	30

★ NOT SO BLAND ★

DaRon Bland returned an interception 68 yards for a touchdown in Week 7 against Washington. Bland set the NFL record for pick-sixes in a season with five in 2023, and he now has six career pick-sixes, the most in a player's first four seasons in NFL history:

Most Pick-Sixes in First Four Seasons - NFL History

Player	INT TD	Player, Season	INT TD
DaRon Bland, 2022-25.....	6	Ken Houston, 1967-70 ...	5
Jackrabbit Jenkins, 2012-15..	5	Dick Harris, 1960-63.....	5
Erik McMillan, 1988-91.....	5		
Lem Barney, 1967-70	5		

The all-time NFL record for pick-sixes is 12 by Rod Woodson.

★ SOLLY THE RUN STOPPER ★

The Cowboys signed defensive tackle Solomon Thomas in 2025 free agency, a hometown talent from nearby Coppell, Texas who went third overall to San Francisco in the 2017 NFL Draft.

Thomas has been a valuable piece to Dallas' improved run defense. In 2025 Thomas leads all NFL defensive tackles with a run stop win rate of 48.3%, per Next Gen Stats.

Run Stop Win Rate - NFL DTs per NextGenStats

Rk	Player, Team	Wins	Plays	RSWR
1.	Solomon Thomas, Dal	43	89	48.3%
2.	Quinnen Williams, NYJ	61	131	46.6%
3.	Daron Payne, Was.....	50	111	45.0%
4.	Leonard Williams, Sea	35	78	44.9%
5.	Jalen Redmond, Min	38	86	44.2%



The Cowboys have 31 red zone drives this season, third-most in the NFL (Colts – 38, Chiefs – 34). Dallas' 20 touchdowns scored on red zone drives are the fifth-most in the NFL this season.

SPECIAL TEAMS NOTES

CAREER STATS (NFL Rank since 2023)

92 Field Goals (1st)

29 50-Yard Field Goals (1st)

381 Kicking Points (1st)



★ BUTTER AUBREY ★

Brandon Aubrey, who spent his collegiate athletic career as a soccer player at Notre Dame, led the NFL in field goals made (36 - franchise record) in his first NFL season. After Aubrey made a game-winning field goal at the LA Chargers in 2023, Dak Prescott called Aubrey "Butter Aubrey" in reference to his historic start and how his kicking motion was "as smooth as butter."

In 2025 Aubrey has made all 16 field goal attempts, one-of-four kickers to not miss a field goal attempt this season:

Most Field Goals Made Without a Miss - NFL 2025

Player, Season	FGM	FGA
Nick Folk, NYJ.....	17	17
Eddy Pineiro, SF	17	17
Brandon Aubrey, Dal.....	16	16
Graham Gano, NYG.....	8	8

★ LONG BALL BRANDON ★

Brandon Aubrey has become one of the league's most accurate kickers, especially from deep. Aubrey's 29 makes from long range are the most 50-yard makes in Cowboys history:

Most 50-Yard Field Goals Made in a Career - Cowboys History

Player, Season	50+ Yd FG
FGM	FGA
Brandon Aubrey, 2023-25	29 32
Dan Bailey, 2011-17	27 40
Brett Maher, 2018-22.....	19 26

Aubrey is 29-of-32 on field goals from 50-plus yards, the most accurate in NFL history from that distance (min. 20 attempts):

Field Goal Percentage From 50+ Yards - NFL History min. 20 attempts

Player, Season	FGM	FGA	FG%
Brandon Aubrey, 2023-25	29	32	90.6%
Chase McLaughlin, 2019-25.....	40	47	85.1%
Chris Boswell, 2015-25.....	49	59	83.1%

Aubrey has made five career field goals from 60-plus yards, the most in NFL history:

Most 60-Yard Field Goals - NFL History

Player	60+YdFG	Player	60+YdFG
Brandon Aubrey.....	5	Greg Zuerlein	3
Brett Maher	4	Matt Prater	3

★ POINT PERSON ★

Along with precision, Brandon Aubrey racks up points thanks to touchdowns from all three phases. Aubrey's 157 kicking points led the league in 2023, set a franchise record and were the most points scored in a player's first season in NFL history. In 2024 Aubrey tied for second in the league with 150 points scored, and he leads the NFL with 74 points scored in 2025:

Kicking Points - NFL 2025

Player, Team	Pts	Player, Team	Pts
Brandon Aubrey, Dal.....	74	Chase McLaughlin, TB....	67
Cameron Dicker, LAC.....	72	Ka'imi Fairbairn, Hou.....	63

Aubrey has 381 career kicking points, the second-most in a player's first 42 career games in NFL history:

Points Scored in First 42 Career Games - NFL History

Player	FGM	FGA	FG%	PAT	Pts
Harrison Butker, 2017-19	90	101	89.1%	132	402
Brandon Aubrey, 2023-25..	92	101	91.1%	105	381
Will Lutz, 2016-18	80	92	87.0%	135	375

★ ACCURATE AUBREY ★

Brandon Aubrey has made 92-of-101 career field goal attempts. His 92 made field goals are the most in a player's first 42 career games in NFL history:

Most Field Goals Made In First 42 Career Games - NFL History

Player, Seasons	FGM	FGA
Brandon Aubrey, 2023-25	92	101
Harrison Butker, 2017-19	90	101
Justin Tucker, 2012-14	87	96
Younghoe Koo, 2017-21.....	86	96

Aubrey's 91.1 field goal percentage is the second-highest by an NFL kicker in his first 42 career games, trailing Cameron Dicker (94.2%).

GW

In Week 2 against the N.Y. Giants, Brandon Aubrey became the first player in NFL history to convert a game-tying field goal with no time remaining in the fourth quarter and a game-winning field goal with no time remaining in overtime in the same game.

64

Against the N.Y. Giants in Week 2, Aubrey nailed a game-tying field goal from 64 yards to send the game to overtime. Aubrey now holds both the second (65 yards vs. Baltimore in 2023) and fourth-longest field goals (64 yards vs. NYG) in NFL history.



ROSTERS AND DEPTH CHART

2025 DALLAS COWBOYS UNOFFICIAL DEPTH CHART

(As of October 28, 2025)

OFFENSE

WR	88 CeeDee Lamb	81 Jonathan Mingo	
LT	60 Tyler Guyton	71 Nate Thomas	
LG	73 Tyler Smith	66 T.J. Bass	
C	67 Brock Hoffman		
RG	<u>52 Tyler Booker</u>	66 T.J. Bass	
RT	78 Terence Steele	75 Hakeem Adeniji	69 <u>Ajani Cornelius</u>
TE	87 Jake Ferguson	86 Luke Schoonmaker	89 Brevyn Spann-Ford
WR	1 Jalen Tolbert	-or- 9 KaVontae Turpin	
WR	3 George Pickens	19 Ryan Flournoy	
QB	4 Dak Prescott	10 Joe Milton	
RB	33 Javonte Williams	<u>23 Jaydon Blue</u>	
FB	40 Hunter Luepke		

DEFENSE

DE	54 Sam Williams	94 Marshawn Kneeland	53 James Houston
DT	95 Kenny Clark	58 Mazi Smith	93 <u>Jay Toia</u>
DT	97 Osa Odighizuwa	90 Solomon Thomas	
DE	13 Dante Fowler	42 Jadeveon Clowney	41 <u>Donovan Ezeiruaku</u>
LB	35 Marist Liufau	-or- 18 Damone Clark	
LB	<u>50 Shemar James</u>	57 Jack Sanborn	
LB	59 Kenneth Murray		
CB	20 Kaiir Elam	29 C.J. Goodwin	
NCB	26 DaRon Bland	27 Reddy Steward	
CB	<u>25 Trikweze Bridges</u>	21 Caelen Carson	
S	6 Donovan Wilson	<u>38 Alijah Clark</u>	
S	2 Juanyeh Thomas	14 Markquese Bell	

SPECIALISTS

K	17 Brandon Aubrey	
P	5 Bryan Anger	
LS	44 Trent Sieg	
H	5 Bryan Anger	
KOR	9 KaVontae Turpin	<u>23 Jaydon Blue</u>
PR	9 KaVontae Turpin	1 Jalen Tolbert

PRONUNCIATION GUIDE

Hakeem Adeniji	hah-KEEM uh-DEN-ih-jee	Shemar James	shuh-MAR
Markquese Bell	mar-KEESE	Marist Liufau	MARE-ist LEE-oo-FOW
DaRon Bland	duh-RON	Hunter Luepke	LIP-key
Jaydon Blue	JAY-din	Osa Odighizuwa	OH oh-DIGGY-zoowa
Trikweze Bridges	TRY-kwez	Luke Schoonmaker	SKOON-maker
Caelen Carson	KAY-lin	Trent Sieg	SIG
Damone Clark	duh-MONE	Mazi Smith	MAH-zee
Jadeveon Clowney	juh-DAY-vee-uhn	Juanyeh Thomas	ONE-yay
Kaiir Elam	kai-EAR EE-lum	Jay Toia	TOE-eeyah
Donovan Ezeiruaku	ezz-AH-rah-koo	KaVontae Turpin	kuh-VON-tay
Ryan Flournoy	fla-NOY	Javonte Williams	JUH-von-TAY

COACHING STAFF

HEAD COACH: Brian Schottenheimer

ASSISTANTS: Junior Adams (Wide Receivers), Klayton Adams (Offensive Coordinator), Bryan Bing (Assistant Defensive Line), Dave Borzone (Linebackers), Ramon Chinyoung (Assistant Offensive Line/Quality Control), JJ Clark (Defensive Assistant/Quality Control), Andre Curtis (Defensive Pass Game Coordinator/Safeties), Ken Dorsey (Senior Advisor/Offense), Matt Eberflus (Defensive Coordinator), Ryan Feder (Game Management Coordinator), Derrick Foster (Running Backs), Dele Harding (Quarterbacks Fellowship), Harold Nash (Strength and Conditioning Coordinator), David Overstreet II (Secondary/Corners), Carlos Polk (Assistant Special Teams), Conor Riley (Offensive Line), Steve Shimko (Quarterbacks), Tanel Smart (Defensive Assistant/Quality Control), Cedric Smith (Assistant Strength and Conditioning), Kendall Smith (Assistant Strength and Conditioning), Nick Sorensen (Special Teams Coordinator), Darian Thompson (Secondary/Nickel Backs), Tiquan Underwood (Asst. Wide Receivers/Quality Control), Lunda Wells (Tight Ends), Aaron Whitecotton (Defensive Line).

2025 DALLAS COWBOYS ALPHABETICAL ROSTER

NO.	NAME	POS	HT	WT	DOB	EXP	COLLEGE	HOMETOWN
ACTIVE								
75	Adeniji, Hakeem	T	6-4	315	12/8/1997	6	Kansas	Garland, Texas
5	Anger, Bryan	P	6-3	214	10/6/1988	14	California	Camarillo, Calif.
17	Aubrey, Brandon	K	6-3	218	3/14/1995	3	Notre Dame	St. Louis, Mo.
66	Bass, T.J.	G	6-4	320	3/31/1999	3	Oregon	Deming, Wash.
14	Bell, Markquese	S	6-2	215	12/31/1999	4	Florida A&M	Bridgeton, N.J.
26	Bland, DaRon	CB	6-2	202	7/12/1999	4	Fresno State	Modesto, Calif.
23	Blue, Jaydon	RB	5-9	198	1/8/2004	R	Texas	Houston, Texas
52	Booker, Tyler	G	6-5	330	4/12/2004	R	Alabama	New Haven, CT
25	Bridges, Trikweze	CB	6-2	200	9/20/2000	R	Florida	Lanett, Ala.
21	Carson, Caelen	CB	6-0	198	3/3/2002	2	Wake Forest	Waldorf, Maryland
38	Clark, Alijah	S	6-1	200	7/11/2003	R	Syracuse	Camden, N.J.
18	Clark, Damone	LB	6-2	245	6/28/2000	4	Louisiana State	Baton Rouge, La.
95	Clark, Kenny	DT	6-3	314	10/4/1995	10	UCLA	Rialto, Calif.
42	Clowney, Jadeveon	DE	6-5	255	2/14/1993	12	South Carolina	Rock Hill, S.C.
69	Cornelius, Ajani	T	6-5	318	5/21/2002	R	Oregon	Harlem, N.Y.
20	Elam, Kaiir	CB	6-1	202	5/5/2001	4	Florida	Riviera Beach, FL
41	Ezeiruaku, Donovan	DE	6-2	255	5/25/2003	R	Boston College	Philadelphia, Pa.
87	Ferguson, Jake	TE	6-5	250	1/18/1999	4	Wisconsin	Madison, Wisc.
19	Flournoy, Ryan	WR	6-1	205	10/27/1999	2	Southeast Missouri State	Hazelcrest, Ill.
13	Fowler, Dante	DE	6-3	255	8/3/1994	11	Florida	St. Petersburg, Fla.
29	Goodwin, C.J.	CB	6-3	195	2/4/1990	10	California (PA)	Wheeling, W.V.
60	Guyton, Tyler	T	6-7	325	6/11/2002	2	Oklahoma	Austin, TX
67	Hoffman, Brock	G/C	6-4	318	7/2/1999	3	Virginia Tech	Statesville, N.C.
53	Houston, James	DE	6-1	248	11/16/1998	4	Jackson State	Fort Lauderdale, Fla.
50	James, Shemar	LB	6-1	235	6/24/2004	R	Florida	Mobile, Ala.
94	Kneeland, Marshawn	DE	6-3	275	7/8/2001	2	Western Michigan	Grand Rapids, Mich.
88	Lamb, CeeDee	WR	6-2	198	4/8/1999	6	Oklahoma	Richmond, Texas
35	Liufau, Marist	LB	6-2	238	2/9/2001	2	Notre Dame	Kalihi, Hawaii
40	Luepke, Hunter	FB	6-1	250	2/28/2000	3	North Dakota State	Spencer, Wisc.
10	Milton, Joe	QB	6-5	236	3/6/2000	2	Tennessee	Orlando, Fla.
81	Mingo, Jonathan	WR	6-2	225	4/20/2001	3	Mississippi	Brandon, Miss.
59	Murray, Kenneth	LB	6-2	245	11/16/1998	6	Oklahoma	Missouri City, Texas
97	Odighizuwa, Osa	DT	6-2	285	8/13/1998	5	UCLA	Dayton, Ohio
3	Pickens, George	WR	6-3	200	3/4/2001	4	Georgia	Hoover, AL
4	Prescott, Dak	QB	6-2	230	7/29/1993	10	Mississippi State	Haughton, La.
57	Sanborn, Jack	LB	6-2	235	7/29/2000	4	Wisconsin	Deer Park, Ill.
86	Schoonmaker, Luke	TE	6-5	250	9/28/1998	3	Michigan	Hamden, Conn.
44	Sieg, Trent	LS	6-3	255	5/19/1995	8	Colorado State	Eaton, Colo.
58	Smith, Mazi	DT	6-3	315	6/16/2001	3	Michigan	Grand Rapids, Mich.
73	Smith, Tyler	G	6-5	328	4/3/2001	4	Tulsa	Fort Worth, Texas
89	Spann-Ford, Brevyn	TE	6-6	265	12/27/1999	2	Minnesota	St. Cloud, Minn.
78	Steele, Terence	T	6-6	320	6/4/1997	6	Texas Tech	Cibola, Texas
27	Steward, Reddy	CB	5-11	178	5/4/2001	1	Troy	Decatur, Ala.
2	Thomas, Juanyeh	S	6-1	215	6/24/2000	3	Georgia Tech	Niceville, Fla.
71	Thomas, Nate	T	6-5	330	8/22/2001	2	Louisiana	New Orleans, La.
90	Thomas, Solomon	DT	6-3	285	8/26/1995	9	Stanford	Coppell, TX
93	Toia, Jay	DT	6-2	340	7/16/2003	R	UCLA	Inglewood, Calif.
1	Tolbert, Jalen	WR	6-1	195	2/27/1999	4	South Alabama	Mobile, Ala.
9	Turpin, KaVontae	WR	5-7	158	8/2/1996	4	TCU	Monroe, La.
33	Williams, Javonte	RB	5-10	222	4/25/2000	5	North Carolina	Wallace, N.C.
54	Williams, Sam	DE	6-4	260	3/31/1999	4	Mississippi	Montgomery, Ala.
6	Wilson, Donovan	S	6-0	215	2/21/1995	7	Texas A&M	Shreveport, La.
PRACTICE SQUAD								
36	Ballentine, Corey	DB	5-11	196	4/13/1996	7	Washburn	Topeka, Kan.
55	Barron, Justin	LB	6-4	235	10/25/2001	R	Syracuse	Rocky Hill, CT
51	Brown, Earnest	DT	6-5	308	1/8/1999	4	Northwestern	Aubrey, Texas
11	Campbell, Parris	WR	6-0	210	7/16/1997	7	Ohio State	Akron, Ohio
48	Childress, Zion	CB	5-11	203	1/21/2002	R	Kentucky	Houston, Texas
79	Christian, Geron	T	6-5	315	9/10/1996	8	Louisville	Ocala, Fla.
16	Cropper, Jalen	WR	5-11	180	5/3/2001	1	Fresno State	Parlier, Calif.
43	Davis, Malik	RB	5-10	205	11/26/1998	2	Florida	Tampa, Fla.
84	Fairweather, Rivaldo	TE	6-3	249	7/19/2002	R	Auburn	Lauderhill, Fla.
85	Fant, Princeton	TE	6-2	245	3/11/1999	2	Tennessee	Nashville, Tenn.
62	French, Wesley	C	6-4	307	11/30/1996	4	Western Michigan	Benton Harbor, MI
15	Grier, Will	QB	6-1	212	4/3/1995	5	West Virginia	Charlotte, N.C.
80	Holden, Traeshon	WR	6-2	208	9/12/2001	R	Oregon	Kissimmee, Fla.
91	Land, Isaiah	DE	6-3	245	2/5/2000	3	Florida A&M	Buffalo, N.Y.
92	Odeleye, Adedayo	DE	6-5	283	10/17/1997	1	Loughborough (UK)	Kent, UK
30	Rochell, Robert	CB	6-0	193	4/26/1998	5	Central Arkansas	Shreveport, La.
32	Wood, Julius	S	6-1	193	5/2/2001	2	East Carolina	Columbus, Ohio
RESERVE/DESIGNATED FOR RETURN								
56	Beebe, Cooper	C	6-3	320	5/19/2001	2	Kansas State	Kansas City, Kansas
0	Overshown, DeMarvion	LB	6-3	230	8/13/2000	3	Texas	Arp, Texas
34	Revel, Shavon	CB	6-2	198	4/8/2001	R	East Carolina	Winston-Salem, N.C.
RESERVE/PUP								
31	Butler, Josh	CB	6-0	192	11/25/1996	2	Michigan State	Mesquite, Texas
RESERVE/INJURED								
7	Diggs, Trevon	CB	6-1	204	9/20/1998	6	Alabama	Gaithersburg, Md.
28	Hooker, Malik	S	6-1	215	4/2/1996	9	Ohio State	New Castle, Pa.
65	Jones, Rob	G	6-4	320	1/28/1999	5	Middle Tennessee State	Chicago, Ill.
76	Keegan, Trevor	G	6-6	320	8/30/2000	2	Michigan	Crystal Lake, Ill.
37	Mafah, Phil	RB	6-1	232	10/24/2002	R	Clemson	Loganville, Ga.
24	Sanders, Miles	RB	5-11	210	5/1/1997	7	Penn State	Pittsburgh, Pa.
98	Turner, Payton	DE	6-6	275	1/7/1999	5	Houston	Houston, Texas
99	Winfrey, Perrior	DT	6-4	290	8/15/2000	2	Oklahoma	Maywood, Ill.

2025 DALLAS COWBOYS NUMERICAL ROSTER

NO.	NAME	POS	HT	WT	AGE	EXP	COLLEGE	HOW ACQ
ACTIVE								
1	Jalen Tolbert	WR	6-1	195	26	4	South Alabama	D3-'22
2	Juanyeh Thomas	S	6-1	215	25	3	Georgia Tech	UDFA-'22
3	George Pickens	WR	6-3	200	24	4	Georgia	T(Pit)-'25
4	Dak Prescott	QB	6-2	230	32	10	Mississippi State	D4b-'16
5	Bryan Anger	P	6-3	214	37	14	California	FA-'21
6	Donovan Wilson	S	6-0	215	30	7	Texas A&M	D6-'19
9	KaVontae Turpin	WR	5-7	158	29	4	TCU	UDFA-'22
10	Joe Milton	QB	6-5	236	25	2	Tennessee	T(NE)-'25
13	Dante Fowler	DE	6-3	255	31	11	Florida	UFA(Was)-'25
14	Markquese Bell	S	6-2	215	25	4	Florida A&M	UDFA-'22
17	Brandon Aubrey	K	6-3	218	30	3	Notre Dame	FA-'23
18	Damone Clark	LB	6-2	245	25	4	Louisiana State	D5c-'22
19	Ryan Flournoy	WR	6-1	205	26	2	Southeast Missouri State	D6-'24
20	Kaiir Elam	CB	6-1	202	24	4	Florida	T(Buf)-'25
21	Caelen Carson	CB	6-0	198	23	2	Wake Forest	D5-'24
23	Jaydon Blue	RB	5-9	198	21	R	Texas	D5a-'25
25	Trikweze Bridges	CB	6-2	200	25	R	Florida	W(LAC)-'25
26	DaRon Bland	CB	6-2	202	26	4	Fresno State	D5b-'22
27	Reddy Steward	CB	5-11	178	24	1	Troy	W(Min)-'25
29	C.J. Goodwin	CB	6-3	195	35	10	California (PA)	PS(Cin)-'18
33	Javonte Williams	RB	5-10	222	25	5	North Carolina	UFA(Den)-'25
35	Marist Liufau	LB	6-2	238	24	2	Notre Dame	D3b-'24
38	Alijah Clark	S	6-1	200	22	R	Syracuse	UDFA-'25
40	Hunter Luepke	FB	6-1	250	25	3	North Dakota State	UDFA-'23
41	Donovan Ezeiruaku	DE	6-2	255	22	R	Boston College	D2-'25
42	Jadeveon Clowney	DE	6-5	255	32	12	South Carolina	FA-'25
44	Trent Sieg	LS	6-3	255	30	8	Colorado State	FA-'23
50	Shemar James	LB	6-1	235	21	R	Florida	D5b-'25
52	Tyler Booker	G	6-5	330	21	R	Alabama	D1-'25
53	James Houston	DE	6-1	248	26	4	Jackson State	FA-'25
54	Sam Williams	DE	6-4	260	26	4	Mississippi	D2-'22
57	Jack Sanborn	LB	6-2	235	25	4	Wisconsin	RFA-'25(Chi)
58	Mazi Smith	DT	6-3	315	24	3	Michigan	D1-'23
59	Kenneth Murray	LB	6-2	245	26	6	Oklahoma	T(Ten)-'25
60	Tyler Guyton	T	6-7	325	23	2	Oklahoma	D1-'24
66	T.J. Bass	G	6-4	320	26	3	Oregon	UDFA-'23
67	Brock Hoffman	G/C	6-4	318	26	3	Virginia Tech	FA-'22
69	Ajani Cornelius	T	6-5	318	23	R	Oregon	D6-'25
71	Nate Thomas	T	6-5	330	24	2	Louisiana	D7a-'24
73	Tyler Smith	G	6-5	328	24	4	Tulsa	D1-'22
75	Hakeem Adeniji	T	6-4	315	27	6	Kansas	UFA(Cle)-'25
78	Terence Steele	T	6-6	320	28	6	Texas Tech	UDFA-'20
81	Jonathan Mingo	WR	6-2	225	24	3	Mississippi	T(Car)-'24
86	Luke Schoonmaker	TE	6-5	250	27	3	Michigan	D2-'23
87	Jake Ferguson	TE	6-5	250	26	4	Wisconsin	D4-'22
88	CeeDee Lamb	WR	6-2	198	26	6	Oklahoma	D1-'20
89	Brevyn Spann-Ford	TE	6-6	265	25	2	Minnesota	UDFA-'24
90	Solomon Thomas	DT	6-3	285	30	9	Stanford	UFA(NYJ)-'25
93	Jay Toia	DT	6-2	340	22	R	UCLA	D7a-'25
94	Marshawn Kneeland	DE	6-3	275	24	2	Western Michigan	D2-'24
95	Kenny Clark	DT	6-3	314	30	10	UCLA	T(GB)-'25
97	Osa Odighizuwa	DT	6-2	285	27	5	UCLA	D3a-'21
PRACTICE SQUAD								
11	Parris Campbell	WR	6-0	210	28	7	Ohio State	FA-'25
15	Will Grier	QB	6-1	212	30	5	West Virginia	FA-'24
16	Jalen Cropper	WR	5-11	180	24	1	Fresno State	UDFA-'23
30	Robert Rochell	CB	6-0	193	27	5	Central Arkansas	FA-'25
32	Julius Wood	S	6-1	193	24	2	East Carolina	FA-'25
36	Corey Ballentine	DB	5-11	196	29	7	Washburn	FA-'25
43	Malik Davis	RB	5-10	205	26	2	Florida	FA-'25
48	Zion Childress	CB	5-11	203	23	R	Kentucky	FA-'25
51	Earnest Brown	DT	6-5	308	26	4	Northwestern	FA-'24
55	Justin Barron	LB	6-4	235	24	R	Syracuse	UDFA-'25
62	Wesley French	C	6-4	307	28	4	Western Michigan	FA-'25
79	Geron Christian	T	6-5	315	29	8	Louisville	FA-'25
80	Traeshon Holden	WR	6-2	208	24	R	Oregon	UDFA-'25
84	Rivaldo Fairweather	TE	6-3	249	23	R	Auburn	UDFA-'25
85	Princeton Fant	TE	6-2	245	26	2	Tennessee	UDFA-'23
91	Isaiah Land	DE	6-3	245	25	3	Florida A&M	FA-'25
92	Adedayo Odeleye	DE	6-5	283	28	1	Loughborough (UK)	FA-'25
RESERVE/DESIGNATED FOR RETURN								
0	DeMarion Overshown	LB	6-3	230	25	3	Texas	D3-'23
34	Shavon Revel	CB	6-2	198	24	R	East Carolina	D3-'25
56	Cooper Beebe	C	6-3	320	24	2	Kansas State	D3a-'24
RESERVE/PUP								
31	Josh Butler	CB	6-0	192	28	2	Michigan State	FA-'23
RESERVE/INJURED								
7	Trevon Diggs	CB	6-1	204	27	6	Alabama	D2-'20
24	Miles Sanders	RB	5-11	210	28	7	Penn State	FA-'25
28	Malik Hooker	S	6-1	215	29	9	Ohio State	FA-'21
37	Phil Mafah	RB	6-1	232	23	R	Clemson	D7b-'25
65	Rob Jones	G	6-4	320	26	5	Middle Tennessee State	UFA(Mia)-'25
76	Trevor Keegan	G	6-6	320	25	2	Michigan	W(Phi)-'25
98	Payton Turner	DE	6-6	275	26	5	Houston	UFA(NO)-'25
99	Perrion Winfrey	DT	6-4	290	25	2	Oklahoma	FA-'25

2025 DALLAS COWBOYS POSITIONAL ROSTER

NO.	NAME	POS.	HT.	WT.	AGE	EXP.	COLLEGE	HOW ACQ.
QUARTERBACKS (2)								
4	Dak Prescott	QB	6-2	230	32	10	Mississippi State	D4b-'16
10	Joe Milton	QB	6-5	236	25	2	Tennessee	T(NE)-'25
RUNNING BACKS (3)								
23	Jaydon Blue	RB	5-9	198	21	R	Texas	D5a-'25
33	Javonte Williams	RB	5-10	222	25	5	North Carolina	UFA(Den)-'25
40	Hunter Luepke	FB	6-1	250	25	3	North Dakota State	UDFA-'23
WIDE RECEIVERS (6)								
1	Jalen Tolbert	WR	6-1	195	26	4	South Alabama	D3-'22
3	George Pickens	WR	6-3	200	24	4	Georgia	T(Pit)-'25
9	KaVontae Turpin	WR	5-7	158	29	4	TCU	UDFA-'22
19	Ryan Flournoy	WR	6-1	205	26	2	Southeast Missouri State	D6-'24
81	Jonathan Mingo	WR	6-2	225	24	3	Mississippi	T(Car)-'24
88	CeeDee Lamb	WR	6-2	198	26	6	Oklahoma	D1-20
TIGHT ENDS (3)								
86	Luke Schoonmaker	TE	6-5	250	27	3	Michigan	D2-'23
87	Jake Ferguson	TE	6-5	250	26	4	Wisconsin	D4-'22
89	Brevyn Spann-Ford	TE	6-6	265	25	2	Minnesota	UDFA-'24
OFFENSIVE LINE (9)								
52	Tyler Booker	G	6-5	330	21	R	Alabama	D1-'25
60	Tyler Guyton	T	6-7	325	23	2	Oklahoma	D1-'24
66	T.J. Bass	G	6-4	320	26	3	Oregon	UDFA-'23
67	Brock Hoffman	G/C	6-4	318	26	3	Virginia Tech	FA-'22
69	Ajani Cornelius	T	6-5	318	23	R	Oregon	D6-'25
71	Nate Thomas	T	6-5	330	24	2	Louisiana	D7a-'24
73	Tyler Smith	G	6-5	328	24	4	Tulsa	D1-'22
75	Hakeem Adeniji	T	6-4	315	27	6	Kansas	UFA(Cle)-'25
78	Terence Steele	T	6-6	320	28	6	Texas Tech	UDFA-'20
DEFENSIVE LINE (11)								
13	Dante Fowler	DE	6-3	255	31	11	Florida	UFA(Was)-'25
41	Donovan Ezeiruaku	DE	6-2	255	22	R	Boston College	D2-'25
42	Jadeveon Clowney	DE	6-5	255	32	12	South Carolina	FA-'25
53	James Houston	DE	6-1	248	26	4	Jackson State	FA-'25
54	Sam Williams	DE	6-4	260	26	4	Mississippi	D2-'22
58	Mazi Smith	DT	6-3	315	24	3	Michigan	D1-'23
90	Solomon Thomas	DT	6-3	285	30	9	Stanford	UFA(NYJ)-'25
93	Jay Toia	DT	6-2	340	22	R	UCLA	D7a-'25
94	Marshawn Kneeland	DE	6-3	275	24	2	Western Michigan	D2-'24
95	Kenny Clark	DT	6-3	314	30	10	UCLA	T(GB)-'25
97	Osa Odighizuwa	DT	6-2	285	27	5	UCLA	D3a-'21
LINEBACKERS (5)								
18	Damone Clark	LB	6-2	245	25	4	Louisiana State	D5c-'22
35	Marist Liufau	LB	6-2	238	24	2	Notre Dame	D3b-'24
50	Shemar James	LB	6-1	235	21	R	Florida	D5b-'25
57	Jack Sanborn	LB	6-2	235	25	4	Wisconsin	RFA-'25(Chi)
59	Kenneth Murray	LB	6-2	245	26	6	Oklahoma	T(Ten)-'25
DEFENSIVE BACKS (10)								
2	Juanyeh Thomas	S	6-1	215	25	3	Georgia Tech	UDFA-'22
6	Donovan Wilson	S	6-0	215	30	7	Texas A&M	D6-'19
14	Markquese Bell	S	6-2	215	25	4	Florida A&M	UDFA-'22
20	Kaiir Elam	CB	6-1	202	24	4	Florida	T(Buf)-'25
21	Caelen Carson	CB	6-0	198	23	2	Wake Forest	D5-'24
25	Trikweze Bridges	CB	6-2	200	25	R	Florida	W(LAC)-'25
26	DaRon Bland	CB	6-2	202	26	4	Fresno State	D5b-'22
27	Reddy Steward	CB	5-11	178	24	1	Troy	W(Min)-'25
29	C.J. Goodwin	CB	6-3	195	35	10	California (PA)	PS(Cin)-'18
38	Alijah Clark	S	6-1	200	22	R	Syracuse	UDFA-'25
SPECIALISTS (3)								
5	Bryan Anger	P	6-3	214	37	14	California	FA-'21
17	Brandon Aubrey	K	6-3	218	30	3	Notre Dame	FA-'23
44	Trent Sieg	LS	6-3	255	30	8	Colorado State	FA-'23

HOW THE COWBOYS WERE BUILT/CONTRACT STATUS

YEAR	DRAFT PICKS (29)	FREE AGENTS (17)	COLLEGE FREE AGENTS (8)	TRADES/WAIVERS (9)	PRACTICE SQUAD (1)
2016	D. Prescott (4th)				
2018					C. Goodwin (PS Cin -'18)
2019	D. Wilson (6th)				
2020	C. Lamb (1st) T. Diggs (2nd) *		T. Steele (UDFA-'20)		
2021	O. Odighizuwa (3rd-a)	B. Anger (FA-'21) M. Hooker (FA-'21) *			
2022	T. Smith (1st) S. Williams (2nd) J. Tolbert (3rd) J. Ferguson (4th) D. Bland (5th) D. Clark (5th)	B. Hoffman (FA-'22)	M. Bell (UDFA-'22) J. Thomas (UDFA-'22) K. Turpin (UDFA-'22)		
2023	M. Smith (1st) L. Schoonmaker (2nd) D. Overshown (3rd) ^	B. Aubrey (FA-'23) J. Butler (FA-'23) Q T. Sieg (FA-'23)	T. Bass (UDFA-'23) H. Luepke (UDFA-'23)		
2024	T. Guyton (1st) M. Kneeland (2nd) C. Beebe (3rd-a) ^ M. Liufau (3rd-b) C. Carson (5th) R. Flournoy (6th) N. Thomas (7th-a)		B. Spann-Ford (UDFA-'24)	J. Mingo (T Car -'24)	
2025	T. Booker (1st) D. Ezeiruaku (2nd) S. Revel (3rd) ^ J. Blue (5th-a) S. James (5th-b) A. Cornelius (6th) J. Toia (7th-a) P. Mafah (7th-b) *	H. Adeniji (UFA Cle -'25) J. Clowney (FA-'25) D. Fowler (UFA Was -'25) J. Houston (FA-'25) R. Jones (UFA Mia -'25) * J. Sanborn (RFA-'25 Chi) M. Sanders (FA-'25) * S. Thomas (UFA NYJ -'25) P. Turner (UFA NO -'25) * J. Williams (UFA Den -'25) P. Winfrey (FA-'25) *	A. Clark (UDFA-'25)	T. Bridges (W LAC -'25) K. Clark (T GB -'25) K. Elam (T Buf -'25) T. Keegan (W Phi -'25) * J. Milton (T NE -'25) K. Murray (T Ten -'25) G. Pickens (T Pit -'25) R. Steward (W Min -'25)	

Key: * Reserve/Injured, **Q** Reserve/PUP, ^ Reserve/Designated for Return

CONTRACT STATUS					
PLAYER	SIGNED THROUGH	PLAYER	SIGNED THROUGH	PLAYER	SIGNED THROUGH
Hakeem Adeniji	2025	Dante Fowler	2025	Jack Sanborn	2025
Bryan Anger	2026	C.J. Goodwin	2025	Miles Sanders *	2025
Brandon Aubrey	2025	Tyler Guyton	2027	Luke Schoonmaker	2026
T.J. Bass	2025	Brock Hoffman	2025	Trent Sieg	2027
Cooper Beebe ^	2027	Malik Hooker *	2026	Mazi Smith	2026
Markquese Bell	2027	James Houston	2025	Tyler Smith	2030
DaRon Bland	2029	Shemar James	2028	Brevyn Spann-Ford	2026
Jaydon Blue	2028	Rob Jones *	2025	Terence Steele	2028
Tyler Booker	2028	Trevor Keegan *	2027	Reddy Steward	2025
Trikweze Bridges	2025	Marshawn Kneeland	2027	Juanyeh Thomas	2025
Josh Butler Q	2025	CeeDee Lamb	2028	Nate Thomas	2027
Caelen Carson	2027	Marist Liufau	2027	Solomon Thomas	2026
Alijah Clark	2027	Hunter Luepke	2027	Jay Toia	2028
Damone Clark	2025	Phil Mafah *	2028	Jalen Tolbert	2025
Kenny Clark	2027	Joe Milton	2027	Payton Turner *	2025
Jadeveon Clowney	2025	Jonathan Mingo	2026	KaVontae Turpin	2027
Ajani Cornelius	2028	Kenneth Murray	2025	Javonte Williams	2025
Trevon Diggs *	2028	Osa Odighizuwa	2028	Sam Williams	2025
Kaiir Elam	2025	DeMarvion Overshown ^	2026	Donovan Wilson	2025
Donovan Ezeiruaku	2028	George Pickens	2025	Perrion Winfrey *	2026
Jake Ferguson	2029	Dak Prescott	2028		
Ryan Flournoy	2027	Shavon Revel ^	2028		

2025 DALLAS COWBOYS CONTRACT ANALYSIS

OFFENSE		2025	2026	2027	2028	2029	2030	2031
QB	Milton, Joe				UFA			
	Prescott, Dak					UFA		
	Blue, Jaydon					UFA		
RB	Luepke, Hunter				UFA			
	Mafah, Phil (IR-DFR)*					UFA		
	Sanders, Miles (IR)*		UFA					
	Williams, Javonte		UFA					
WR	Flournoy, Ryan			RFA	UFA			
	Lamb, CeeDee					UFA		
	Mingo, Jonathan			UFA				
	Pickens, George		UFA					
	Tolbert, Jalen		UFA					
	Turpin, KaVontae				UFA			
TE	Ferguson, Jake						UFA	
	Schoonmaker, Luke			UFA				
	Spann-Ford, Brevyn			RFA	UFA			
OL	Adeniji, Hakeem		UFA					
	Bass, T.J.		RFA	UFA				
	Beebe, Cooper (IR-DFR)*				UFA			
	Booker, Tyler					OPTION	UFA	
	Cornelius, Ajani					UFA		
	Guyton, Tyler				OPTION	UFA		
	Hoffman, Brock		RFA	UFA				
	Jones, Rob (IR)*		UFA					
	Keegan, Trevor (IR-DFR)*				UFA			
	Smith, Tyler							UFA
	Steele, Terence					UFA		
	Thomas, Nate				UFA			

DEFENSE		2025	2026	2027	2028	2029	2030	2031
DL	Clark, Kenny				UFA			
	Clowney, Jadeveon		UFA					
	Ezeiruaku, Donovan					UFA		
	Fowler, Dante		UFA					
	Houston, James			UFA				
	Kneeland, Marshawn				UFA			
	Odighizuwa, Osa					UFA		
	Smith, Mazi			OPTION	UFA			
	Thomas, Solomon			UFA				
	Toia, Jay					UFA		
	Turner, Payton (IR-DFR)*		UFA					
	Williams, Sam		UFA					
LB	Winfrey, Perrion (IR-DFR)*			RFA	UFA			
	Clark, Damone		UFA					
	James, Shemar					UFA		
	Liufau, Marist				UFA			
	Murray, Kenneth		UFA					
	Overshown, DeMarvion (PUP)#			UFA				
DB	Sanborn, Jack		UFA					
	Bell, Markquese				UFA			
	Bland, DaRon						UFA	
	Bridges, Trikweze					UFA		
	Butler, Josh (PUP)#		ERFA	RFA	UFA			
	Carson, Caelen				UFA			
	Clark, Alijah			ERFA	RFA	UFA		
	Diggs, Trevon (IR-DFR)*					UFA		
	Elam, Kaiir		UFA					
	Goodwin, C.J.		UFA					
	Hooker, Malik (IR-DFR)*			UFA				
	Revel, Shavon (NFI)#					UFA		
	Steward, Reddy		ERFA	ERFA	RFA	UFA		
	Thomas, Juanyeh		RFA	UFA				
	Wilson, Donovan		UFA					

SPECIAL TEAMS		2025	2026	2027	2028	2029	2030	2031
ST	Anger, Bryan			UFA				
	Aubrey, Brandon		RFA	UFA				
	Sieg, Trent				UFA			

	Player is under contract for season
	Player will be an exclusive rights free agent
	Player will be an unrestricted free agent
	Player will be a restricted free agent
	Player has a club option available

*-Reserve/Injured #Reserve/PUP or NFI &-Reserve/Suspended %-Reserve/Future

WHEN BUILT AND WHEN THEY GOT TO THE COWBOYS

1st Round (13)

[1] Jadeveon Clowney (2014-HOU)
 [3] Dante Fowler (2015-JAX)
 [27] Kenny Clark (2016-GB)
 [3] Solomon Thomas (2017-SF)
 [15] Malik Hooker (2017-IND)*
 [17] CeeDee Lamb (2020)
 [23] Kenneth Murray (2020-LAC)
 [28] Payton Turner (2021-NO)*
 [23] Kaiir Elam (2022-BUF)
 [24] Tyler Smith (2022)
 [26] Mazi Smith (2023)
 [29] Tyler Guyton (2024)
 [12] Tyler Booker (2025)

2nd Round (9)

[53] Miles Sanders (2019-PHI)*
 [51] Trevon Diggs (2020)*
 [35] Javonte Williams (2021-DEN)
 [52] George Pickens (2022-PIT)
 [56] Sam Williams (2022)
 [39] Jonathan Mingo (2023-CAR)
 [58] Luke Schoonmaker (2023)
 [56] Marshawn Kneeland (2024)
 [44] Donovan Ezeiruaku (2025)

3rd Round (7)

[70] Bryan Anger (2012-JAX)
 [75] Osa Odighizuwa (2021)
 [88] Jalen Tolbert (2022)
 [90] DeMarvion Overshown (2023)^
 [73] Cooper Beebe (2024)^
 [87] Marist Liufau (2024)
 [76] Shavon Revel (2025)^

4th Round (2)

[135] Dak Prescott (2016)
 [129] Jake Ferguson (2022)

5th Round (6)

[167] DaRon Bland (2022)
 [176] Damone Clark (2022)
 [172] Trevor Keegan (2024-PHI)*
 [174] Caelen Carson (2024)
 [149] Jaydon Blue (2025)
 [152] Shemar James (2025)

6th Round (6)

[213] Donovan Wilson (2019)
 [180] Hakeem Adeniji (2020-CIN)
 [217] James Houston (2022-DET)
 [193] Joe Milton (2024-NE)
 [216] Ryan Flournoy (2024)
 [204] Ajani Cornelius (2025)

7th Round (4)

[233] Nate Thomas (2024)
 [217] Jay Toia (2025)
 [239] Phil Mafah (2025)*
 [256] Trikweze Bridges (2025-LAC)

Undrafted (14)

C.J. Goodwin (2014-PIT)
 Trent Sieg (2018)
 Terence Steele (2020)
 Markquese Bell (2022)
 Brock Hoffman (2022)
 Jack Sanborn (2022)
 Juanyeh Thomas (2022)
 KaVontae Turpin (2022)
 Brandon Aubrey (2023)
 T.J. Bass (2023)
 Josh Butler (2023)Ω
 Hunter Luepke (2023)
 Brevyn Spann-Ford (2024)
 Reddy Steward (2024-CHI)

Key: * Reserve/Injured, ^ Reserve/Designated for Return, Ω Reserve/PUP

WHEN THEY GOT TO THE COWBOYS

2016 (1)

Dak Prescott, Round 4

2018 (1)

C.J. Goodwin, Practice Squad (CIN)

2019 (1)

Donovan Wilson, Round 6

2020 (3)

CeeDee Lamb, Round 1
 Trevon Diggs, Round 2*
 Terence Steele, UDFA

2021 (3)

Osa Odighizuwa, Round 3
 Bryan Anger, FA
 Malik Hooker, FA*

2022 (10)

Tyler Smith, Round 1
 Sam Williams, Round 2
 Jalen Tolbert, Round 3
 Jake Ferguson, Round 4
 DaRon Bland, Round 5
 Damone Clark, Round 5
 Markquese Bell, UDFA
 Brock Hoffman, FA
 Juanyeh Thomas, UDFA
 KaVontae Turpin, UDFA

2023 (8)

Mazi Smith, Round 1
 Luke Schoonmaker, Round 2
 DeMarvion Overshown, Round 3^
 Brandon Aubrey, FA
 T.J. Bass, UDFA
 Josh Butler, FAΩ
 Hunter Luepke, UDFA
 Trent Sieg, FA

2024 (9)

Tyler Guyton, Round 1
 Marshawn Kneeland, Round 2
 Cooper Beebe, Round 3^
 Marist Liufau, Round 3
 Caelen Carson, Round 5
 Ryan Flournoy, Round 6
 Nate Thomas, Round 7
 Jonathan Mingo, Trade (CAR)
 Brevyn Spann-Ford, UDFA

2025 (25)

Tyler Booker, Round 1
 Donovan Ezeiruaku, Round 2
 Shavon Revel, Round 3^
 Jaydon Blue, Round 5
 Shemar James, Round 5
 Ajani Cornelius, Round 6
 Phil Mafah, Round 7*
 Jay Toia, Round 7
 Hakeem Adeniji, FA
 Trikweze Bridges, Waivers (LAC)
 Kenny Clark, Trade (GB)
 Jadeveon Clowney, FA
 Kaiir Elam, Trade (BUF)
 Dante Fowler, UFA
 James Houston, FA
 Trevor Keegan, Waivers (PHI)*
 Joe Milton, Trade (NE)
 Kenneth Murray, Trade (TEN)
 George Pickens, Trade (PIT)
 Jack Sanborn, RFA (CHI)
 Miles Sanders, FA*
 Reddy Steward, Waivers (MIN)
 Solomon Thomas, UFA
 Payton Turner, UFA*
 Javonte Williams, UFA

2025 TRANSACTIONS BY DATE

Jan. 4 Placed **Kemon Hall** on Reserve/Injured and signed **Will Grier** to the active roster from the practice squad.

Jan. 6 Signed **Jack Anderson, Luq Barcoo, Jalen Cropper, Denzel Daxon, Kelvin Harmon, Brock Mogensen, Troy Pride, Luigi Vilain** and **Seth Williams** as Reserve/Future. Extended **Will Grier** and **Darius Harris**.

Jan. 8 Signed **Malik Davis** as Reserve/Future.

March 4 Signed **C.J. Goodwin** and **Osa Odighizuwa**.

March 5 Signed **Brock Hoffman, Juanyeh Thomas** and **Tyrus Wheat**.

March 10 Signed **Markquese Bell**.

March 11 Signed **KaVontae Turpin**.

March 12 Signed **Bryan Anger** and **Trent Sieg** and acquired **Kaiir Elam** in a trade with Buffalo and acquired **Kenneth Murray** in a trade with Tennessee.

March 13 Signed **Dakoda Shepley, Solomon Thomas** and released **Zack Martin**.

March 14 Signed **Rob Jones, Jack Sanborn, Miles Sanders, Payton Turner** and **Javonte Williams**. Re-signed **Israel Mukuamu**.

March 17 Signed **Parris Campbell** and **Dante Fowler**.

April 3 Acquired **Joe Milton** in a trade with New England.

April 15 Signed **Saahdiq Charles**.

April 17 Signed **Hakeem Adeniji**.

April 23 Exercised **Tyler Smith's** fifth-year option.

April 30 Waived **Jack Anderson, Earl Bostick, Malik Davis** and **Brock Mogensen**.

May 2 Signed **Tommy Akingbesote, Justin Barron, Tyler Booker, Zion Childress, Alijah Clark, Ajani Cornelius, Rivaldo Fairweather, Bruce Harmon, Traeshon Holden, Shemar James, Josh Kelly, Phil Mafah, Tyler Neville, Shavon Revel, Mike Smith** and **Jay Toia**.

May 7 Acquired **George Pickens** in a trade with Pittsburgh and waived **Seth Williams**.

May 12 Signed **Jaydon Blue**.

June 18 Waived **Luq Barcoo** and **Justin Rogers**.

June 19 Signed **Robert Rochell** and **Perrion Winfrey**.

July 18 Signed **Donovan Ezeiruaku**.

July 22 Waived **Luiji Vilain** and signed **James Houston**. Placed **Josh Butler, Trevon Diggs** and **DeMarvion Overshown** on Active/PUP and placed **Shavon Revel** on Active/NFI.

July 27 Signed **Jake Ferguson** to a four-year extension.

July 29 Waived **Kelvin Harmon** and signed **Christian Matthew**.

Aug. 2 Placed **Parris Campbell** on Reserve/Injured, Waived/Injured **Matt Waltecko** and signed **Geron Christian** and **La'el Collins**.

Aug. 4 Waived/Injury Settled **Parris Campbell**.

Aug. 8 Placed **Rob Jones** on Reserve/Injured, Waived/Injured **Dakoda Shepley**, signed **Malik Davis** and claimed **Nick Broeker** off waivers from Pittsburgh.

Aug. 18 Waived/Injured **Bruce Harmon** and signed **Michael Ojemudia**.

Aug. 25 Waived **Nick Broeker, Denzel Daxon, Josh Kelly, Tyler Neville, Troy Pride** and **John Stephens**. Released **La'el Collins** and Waived/Injured **Christian Matthew**.

Aug. 26 Waived **Tommy Akingbesote, Justin Barron, Jalen Brooks, Alijah Clark, Jalen Cropper, Malik Davis, Rivaldo Fairweather, Princeton Fant, Traeshon Holden, Mike Smith, Deuce Vaughn** and **Tyrus Wheat**. Released **Hakeem Adeniji, Earnest Brown, Saahdiq Charles, Geron Christian, C.J. Goodwin, Will Grier, Kemon Hall, Darius Harris, Buddy Johnson, Israel Mukuamu, Michael Ojemudia** and **Robert Rochell**. Placed **Josh Butler** and **DeMarvion Overshown** on Reserve/PUP, placed **Jonathan Mingo** and **Payton Turner** on Reserve/Injured and placed **Shavon Revel** on Reserve/NFI.

Aug. 27 Waived **Andrew Booth** and **Zion Childress**. Signed **Justin Barron, Jalen Brooks, Earnest Brown, Saahdiq Charles, Geron Christian, Alijah Clark, Jalen Cropper, Malik Davis, Rivaldo Fairweather, Princeton Fant, Will Grier, Kemon Hall, Traeshon Holden, Buddy Johnson** and **Robert Rochell** to the practice squad. Claimed **Trikweze Bridges** and **Reddy Steward** off waivers. Placed **Caelen Carson** and **Phil Mafah** on Reserve/Injured and signed **Hakeem Adeniji** and **C.J. Goodwin**.

Aug. 28 Waived **Ryan Flurnoy** and **Kemon Hall**. Claimed **Trevor Keegan** off waivers from Philadelphia and signed **Zion Childress** to the practice squad.

Aug. 29 Acquired **Kenny Clark** in a trade with Green Bay for **Micah Parsons**.

Aug. 30 Signed **Ryan Flurnoy** to the practice squad and released **Saahdiq Charles**.

Aug. 31 Signed **DaRon Bland** to a four-year contract extension through 2029.

Sept. 3 Signed **Hunter Luepke** to a two-year extension through 2027.

Sept. 8 Placed **Perrion Winfrey** on Reserve/Injured.

Sept. 13 Signed **Ryan Flurnoy** to the active roster from the practice squad.

Sept. 15 Placed **Cooper Beebe** on Reserve/Injured and signed **Jadeveon Clowney**.

Sept. 17 Signed **Wesley French** to the practice squad.

Sept. 24 **Zion Childress** signed with Houston's active roster.

Sept. 25 Signed **Corey Ballentine** to the practice squad.

Sept. 30 Signed **Parris Campbell** to the practice squad after **Buddy Johnson** signed with Indianapolis' active roster.

Oct. 1 Moved **Caelen Carson** and **Jonathan Mingo** to Reserve/Designated for Return.

Oct. 4 Placed **Malik Hooker** on Reserve/Injured and signed **Alijah Clark** to the active roster from the practice squad.

Oct. 7 Signed **Julius Wood** to the practice squad.

Oct. 11 Placed **Miles Sanders** on Reserve/Injured and signed **Jalen Cropper** to the active roster from the practice squad.

Oct. 14 Released **Jalen Cropper**.

Oct. 15 Signed **Jalen Cropper** to the practice squad.

Oct. 18 Activated **Caelen Carson** from Reserve/Designated for Return.

Oct. 21 Placed **Trevor Keegan** on Reserve/Injured and activated **Jonathan Mingo**.

Oct. 22 Moved **Cooper Beebe, DeMarvion Overshown** and **Shavon Revel** to Reserve/Designated for Return. Signed **Zion Childress** to the practice squad and placed **Jalen Brooks** on Practice Squad/Injured.

Oct. 24 Waived **Jalen Brooks**.

Oct. 25 Placed **Trevon Diggs** on Reserve/Injured.

2025 TRANSACTIONS BY PLAYER

ADENIJI, Hakeem - T

4/17.....Signed
8/26.....Released
8/17.....Signed

AKINGBESOTE, Tommy - DT

5/2.....Signed
8/26.....Waived

ANDERSON, Jack - G

1/6.....Signed as a Reserve/Future
4/30.....Waived

ANGER, Bryan - P

3/12.....Signed

BALLENTINE, Corey - CB

9/25.....Signed

BARCOO, Luq - CB

1/6.....Signed as a Reserve/Future
6/18.....Waived

BARRON, Justin - LB

5/2.....Signed
8/26.....Waived
8/27.....Signed to practice squad

BEEBE, Cooper - C

9/15.....Placed on Reserve/Injured-DFR
10/22.....Moved to Reserve/DFR

BELL, Markquese - S

3/10.....Signed

BLAND, DaRon - CB

8/31.....Signed a four-year extension

BLUE, Jaydon - RB

5/12.....Signed

BOOKER, Tyler - G

5/2.....Signed

BOOTH, Andrew - CB

8/27.....Waived

BOSTICK, Earl - T

4/30.....Waived

BRIDGES, Trikweze - DB

8/27.....Claimed off waivers from LA Chargers

BROEKER, Nick - G

8/8.....Claimed off waivers from Pittsburgh
8/25.....Waived

BROOKS, Jalen - WR

8/26.....Waived
8/27.....Signed to practice squad
10/22.....Placed on Practice Squad/Injured
10/24.....Waived

BROWN, EARNEST - DT

8/26.....Released
8/27.....Signed to practice squad

BUTLER, Josh - CB

7/23.....Placed on Active/PUP
8/26.....Placed on Reserve/PUP

CAMPBELL, Parris - WR

3/17.....Signed
8/2.....Placed on Reserve/Injured
8/4.....Waived/Injury Settled
9/30.....Signed to practice squad

CARSON, Caelen - CB

8/27.....Placed on Reserve/Injured-DFR
10/1.....Moved to Reserve/DFR
10/18.....Activated from Reserve/DFR

CHARLES, Saahdiq - G

4/15.....Signed
8/26.....Released
8/27.....Signed to practice squad
8/30.....Released

CHILDRESS, Zion - CB

5/2.....Signed
8/27.....Waived
8/28.....Signed to practice squad
9/24.....Signed with Houston
10/22.....Signed to practice squad

CHRISTIAN, Geron - T

8/2.....Signed
8/26.....Released
8/27.....Signed to practice squad

CLARK, Alijah - S

5/2.....Signed
8/26.....Waived
8/27.....Signed to practice squad
10/4.....Signed to active roster

CLARK, Kenny - DT

8/29.....Acquired via trade with Green Bay

CLOWNEY, Jadeveon - DE

9/15.....Signed

COLLINS, La'el - G/T

8/2.....Signed
8/25.....Released

CORNELIUS, Ajani - T

5/2.....Signed

CROPPER, Jalen - WR

1/6.....Signed as a Reserve/Future
8/26.....Waived

8/27.....Signed to practice squad

10/11.....Signed to active roster

10/14.....Released

10/15.....Signed to practice squad

DAVIS, Malik - RB

1/8.....Signed as a Reserve/Future
4/30.....Waived

8/8.....Signed

8/26.....Waived

8/27.....Signed to practice squad

DAXON, Denzel - DT

1/6.....Signed as a Reserve/Future

8/25.....Waived

DIGGS, Trevon - CB

7/23.....Placed on Active/PUP

8/24.....Passed physical

10/25.....Placed on Reserve/Injured

ELAM, Kaiir - CB

3/12.....Acquired via trade with Buffalo

EZEIRUAKU, Donovan - DE

7/18.....Signed

FAIRWEATHER, Rivaldo - TE

5/2.....Signed

8/26.....Waived

8/27.....Signed to practice squad

FANT, PRINCETON - TE

8/26.....Waived

8/27.....Signed to practice squad

FERGUSON, Jake - TE

7/27.....Signed a four-year extension

FLOURNOY, Ryan - WR

8/28.....Waived

8/30.....Signed to practice squad

9/13.....Signed to active roster

FWOWER, Dante - DE

3/17.....Signed

FRENCH, Wesley - C

9/17.....Signed

GOODWIN, C.J. - CB

3/4.....Signed

8/26.....Released

8/27.....Signed

GRIER, Will - QB

1/4.....Signed to active roster

1/6.....Signed

8/26.....Released

8/27.....Signed to practice squad

HALL, Kemon - CB

1/4.....Placed on Reserve/Injured

8/26.....Released

8/27.....Signed to practice squad

8/28.....Waived

HARMON, Bruce - CB

5/2.....Signed

8/18.....Waived/Injured

HARMON, Kelvin - WR

1/6.....Signed as a Reserve/Future
7/29.....Waived

HARRIS, Darius - LB

1/6.....Signed
8/26.....Released

HOFFMAN, Brock - C/G

3/5.....Signed

HOLDEN, Traeshon - WR

5/2.....Signed
8/26.....Waived
8/27.....Signed to practice squad

HOOKE, Malik - S

10/4.....Placed on Reserve/Injured

HOUSTON, James - DE

7/22.....Signed

JAMES, Shemar - LB

5/2.....Signed

JOHNSON, Buddy - LB

8/26.....Released
8/27.....Signed to practice squad

9/30.....Signed with Indianapolis

JONES, ROB - G

3/14.....Signed
8/8.....Placed on Reserve/Injured

KEEGAN, Trevor - G

8/28.....Claimed off waivers from Philadelphia
10/21.....Placed on Reserve/Injured

KELLY, Josh - WR

5/2.....Signed

8/25.....Waived

LUEPKE, Hunter - FB

9/3.....Signed a two-year extension

MAFAH, Phil - RB

5/2.....Signed

8/27.....Placed on Reserve/Injured-DFR

MARTIN, Zack - G

3/13.....Released

MATTHEW, Christian - CB

7/29.....Signed

8/25.....Waived/Injured

MILTON, Joe - QB

4/3.....Acquired via trade with New England

MINGO, Jonathan - WR

8/26.....Placed on Reserve/Injured-DFR

10/1.....Moved to Reserve/DFR

10/21.....Activated from Reserve/DFR

MOGENSEN, Brock - LB

1/6.....Signed as a Reserve/Future

4/30.....Waived

MUKUAMU, Israel - S

3/14.....Signed

8/26.....Released

MURRAY, Kenneth - LB

3/12.....Acquired via trade with Tennessee

NEVILLE, Tyler - TE

5/2.....Signed

8/25.....Waived

ODIGHIZUWA, Osa - DT

3/4.....Signed

OJEMUDIA, Michael - CB

8/18.....Signed

8/26.....Released

OVERSHOWN, DeMarvion - LB

7/23.....Placed on Active/PUP

8/26.....Placed on Reserve/PUP

10/22.....Moved to Reserve/DFR

PARSONS, Micah - DE

8/29.....Traded to Green Bay

PICKENS, George - WR

5/7.....Acquired via trade with Pittsburgh

PRIDE, Troy - CB

1/6.....Signed as a Reserve/Future

8/25.....Waived

REVEL, Shavon - CB

5/2.....Signed

7/23.....Placed on Active/NFI

8/26.....Placed on Reserve/NFI

10/22.....Moved to Reserve/DFR

2025 TRANSACTIONS BY PLAYER, cont.

ROCHELL, Robert - CB
 6/19.....Signed
 8/26.....Released
 8/27.....Signed to practice squad
ROGERS, Justin - DT
 6/18.....Waived
SANBORN, Jack - LB
 3/14.....Signed
SANDERS, Miles - RB
 3/14.....Signed
 10/11.....Placed on Reserve/Injured
SIEG, Trent - LS
 3/12.....Signed
SHEPLEY, Dakota - OL
 3/13.....Signed
 8/8.....Waived/Injured
SMITH, Mike - S
 5/2.....Signed
 8/26.....Waived
SMITH, Tyler - G
 4/23.....Exercised fifth-year option

STEPHENS, John - TE
 8/25.....Waived
STEWART, Reddy - CB
 8/27.....Claimed off waivers from Minnesota
THOMAS, Juanyeh - S
 3/5.....Signed
THOMAS, Solomon - DT
 3/13.....Signed
TOIA, Jay - DT
 5/2.....Signed
TURNER, Payton - DE
 3/14.....Signed
 8/26.....Placed on Reserve/Injured-DFR
TURPIN, KaVontae - WR
 3/11.....Signed
VAUGHN, Deuce - RB
 8/26.....Released
VILAIN, Luiji - DE
 1/6.....Signed as a Reserve/Future
 7/22.....Waived

WALETZKO, Matt - T
 8/2.....Waived/Injured
WHEAT, Tyrus - DE
 3/5.....Signed
 8/26.....Waived
WILLIAMS, Javonte - RB
 3/14.....Signed
WILLIAMS, Seth - WR
 1/6.....Signed as a Reserve/Future
 5/7.....Waived
WINFREY, Perrion - DT
 6/19.....Signed
 9/8.....Placed on Reserve/Injured-DFR
WOOD, Julius - S
 10/7.....Signed to the practice squad



TEAM AND INDIVIDUAL STATS

2025 DALLAS COWBOYS STATISTICS

WON 3, LOST 4, TIED 1				
9/4	L	20-24	at Philadelphia	69,879
9/14	W	40-37 (OT)	N.Y. Giants	92,781
9/21	L	14-31	at Chicago	58,389
9/28	T	40-40 (OT)	Green Bay	93,353
10/5	W	37-22	at N.Y. Jets	81,738
10/12	L	27-30	at Carolina	71,619
10/19	W	44-22	Washington	93,051
10/26	L	24-44	at Denver	75,877

2025 TEAM STATISTICS			DAL	OPP.
FIRST DOWNS			185	188
	Rushing		54	77
	Passing		105	96
	Penalty		26	15
	Third Down-Made/Att		41/95	54/103
	Third Down Efficiency		43.2%	52.4%
	Fourth Down-Made/Att		7/9	5/10
	Fourth Down Efficiency		77.8%	50.0%
TOTAL NET YARDS			3,073	3,237
	Avg. Per Game		384.1	404.6
	Total Plays		515	521
	Avg. Per Play		6.0	6.2
NET YARDS RUSHING			963	1,168
	Avg. Per Game		120.4	146.0
	Total Rushes		206	239
	Avg. Per Rush		4.7	4.9
NET YARDS PASSING			2,110	2,069
	Avg. Per Game		263.8	258.6
	Sacked/Yards Lost		10/58	15/116
	Gross Yards		2,168	2,185
	Attempts/Completions		299/210	267/183
	Pct. of Completion		70.2%	68.5%
	Had Intercepted		6	4
PUNTS/AVERAGE			28/47.2	25/47.2
	Net Punting Average		41.5	44.0
PUNT RETURN/AVG.			8/7.6	16/10.0
KICKOFF RETURN/AVG.			35/24.4	33/25.5
INTERCEPTION RETURN/AVG.			4/24.0	6/6.0
PENALTIES/YARDS			67/555	70/642
FUMBLES/BALL LOST			7/2	6/3
TOUCHDOWNS			28	30
	Rushing		10	10
	Passing		17	20
	Returns		1	0
EXTRA POINTS/ATTEMPTS			26/27	25/26
TWO POINT CONVERSION/ATT.			1/1	2/4
FIELD GOALS/ATTEMPTS			16/16	13/13
AVG. TIME OF POSSESSION			29:44	30:16

SCORE BY PERIODS	Q1	Q2	Q3	Q4	OT	PTS
TEAM	36	101	49	54	6	246
OPPONENTS	62	67	40	78	3	250

SCORING	TD	RU	PA	RT	PAT	FG	2PT	S	PTS
B. Aubrey	0	0	0	0	26/27	16/16	0	0	74
J. Williams	9	8	1	0	0/0	0/0	0	0	54
J. Ferguson	6	0	6	0	0/0	0/0	0	0	36
G. Pickens	6	0	6	0	0/0	0/0	0	0	36
J. Tolbert	1	0	1	0	0/0	0/0	1	0	8
D. Bland	1	0	0	1	0/0	0/0	0	0	6
C. Lamb	1	0	1	0	0/0	0/0	0	0	6
H. Luepke	1	0	1	0	0/0	0/0	0	0	6
D. Prescott	1	1	0	0	0/0	0/0	0	0	6
M. Sanders	1	1	0	0	0/0	0/0	0	0	6
K. Turpin	1	0	1	0	0/0	0/0	0	0	6
TEAM	28	10	17	1	26/27	16/16	1	0	246
OPPONENTS	30	10	20	0	25/26	13/13	2	1	250

2-Pt Conv: J. Tolbert 1, TM 1-1, OPP 2-4

SACKS: J. Houston 3.5, K. Clark 1.5, S. James 1.0, D. Fowler 1.0, D. Ezeiruaku 1.0, S. Williams 1.0, J. Clowney 1.0, M. Liufay 1.0, K. Murray 1.0, M. Kneeland 1.0, O. Odighizuwa 1.0, TM 14.0, OPP 10.0

FUM/LOST: D. Prescott 3/0, M. Sanders 1/1, J. Williams 1/1, J. Cropper 1/0, J. Blue 1/0, TM 7/2, OPP 6/3

PASSING	ATT	CMP	YDS	CMP%	YDS/ATT	TD	TD%	INT	INT%	LONG	SACK/LOST	RATING
D. Prescott	290	204	2,069	70.3	7.1	16	5.5	5	1.7	74t	10/58	101.6
J. Milton	9	6	99	66.7	11.0	1	11.1	1	11.1	35t	0/0	100.9
TEAM	299	210	2,168	70.2	7.3	17	5.7	6	2.0	74t	10.0/58	101.4
OPPONENTS	267	183	2,185	68.5	8.2	20	7.5	4	1.5	65t	15.0/116	112.0

RUSHING	NO.	YDS	AVG	LONG	TD
J. Williams	124	633	5.1	66	8
M. Sanders	20	117	5.9	49	1
D. Prescott	25	87	3.5	14	1
J. Blue	22	65	3.0	14	0
R. Flournoy	4	25	6.3	12	0
K. Turpin	6	23	3.8	7	0
H. Luepke	2	8	4.0	6	0
M. Davis	2	3	1.5	2	0
C. Lamb	1	2	2.0	2	0
TEAM	206	963	4.7	66	10
OPPONENTS	239	1,168	4.9	40t	10

RECEIVING	NO.	YDS	AVG	LONG	TD
G. Pickens	43	685	15.9	45	6
J. Ferguson	51	334	6.5	26t	6
C. Lamb	28	406	14.5	74t	1
J. Williams	24	93	3.9	11	1
J. Tolbert	14	172	12.3	35t	1
R. Flournoy	14	186	13.3	46	0
K. Turpin	13	174	13.4	37	1
L. Schoonmaker	7	49	7.0	14	0
M. Sanders	8	30	3.8	9	0
H. Luepke	4	20	5.0	10	1
B. Spann-Ford	3	14	4.7	9	0
J. Blue	1	5	5.0	5	0
TEAM	210	2,168	10.3	74t	17
OPPONENTS	182	2,189	12.0	65t	20

INTERCEPTIONS	NO.	YDS	AVG	LONG	TD
D. Wilson	2	21	10.5	21	0
D. Bland	1	68	68.0	68t	1
T. Bridges	1	7	7.0	7	0
TEAM	4	96	24.0	68t	1
OPPONENTS	6	36	6.0	36	0

PUNTING	NO.	YDS	AVG	NET	TB	IN	LG	B
B. Anger	28	1,321	47.2	41.5	0	11	60	0
TEAM	28	1,321	47.2	41.5	0	11	60	0
OPPONENTS	25	1,180	47.2	44.0	1	7	60	0

PUNT RETURNS	RET	FC	YDS	AVG	LONG	TD
K. Turpin	5	3	34	6.8	19	0
J. Cropper	3	3	27	9.0	10	0
J. Tolbert	0	1	0	0.0	0	0
TEAM	8	7	61	7.6	19	0
OPPONENTS	16	10	160	10.0	21	0

KICKOFF RETURNS	NO.	YDS	AVG	LONG	TD
K. Turpin	22	571	26.0	45	0
J. Tolbert	5	105	21.0	30	0
J. Blue	3	72	24.0	32	0
M. Sanders	3	68	22.7	24	0
J. Cropper	2	38	19.0	21	0
TEAM	35	854	24.4	45	0
OPPONENTS	33	841	25.5	46	0

FIELD GOALS	1-19	20-29	30-39	40-49	50+
B. Aubrey	0/0	5/5	2/2	4/4	5/5
TEAM	0/0	5/5	2/2	4/4	5/5
OPPONENTS	0/0	1/1	7/7	2/2	3/3

B. Aubrey: (41, 53) (51, 44, 64, 46) (53, 33) (22) (35) (23, 28) (47, 61, 29) (24)

OPP: (58) (38, 33, 33) (30) (53, 34) (25, 48) (31, 55, 33) () (42)

2025 DALLAS COWBOYS DEFENSIVE STATISTICS

RNK	PLAYER	TKL	AST	TOTAL	SACKS/YDS	TFL/YDS	QBPR	FR	FF	INT/YDS	PD
1.	Murray, Kenneth	30	32	62	1.0/-1	3/-8	4				1
2.	James, Shemar	22	23	45	1.0/-4		3		1		
3.	Wilson, Donovan	24	18	42			4			2/21	3
4.	Sanborn, Jack	17	21	38		1/-1	1				1
5.	Bland, DaRon	21	11	32		2/-3	2			1/68	1
6.	Elam, Kaiir	18	12	30			1				1
7.	Steward, Reddy	19	9	28		3/-11	1		1		1
8.	Hooker, Malik	12	10	22							
9.	Thomas, Solomon	9	12	21		2/-5	7				1
10.	Odighizuwa, Osa	7	14	21	1.0/-14	2/-5	18				
11.	Diggs, Trevon	13	7	20		1/-3	2				
12.	Ezeiruaku, Donovan	11	9	20	1.0/-5	4/-19	22		1		
13.	Clark, Kenny	8	10	18	1.5/-13	1/-4	23				
14.	Thomas, Juanyeh	9	8	17							
15.	Williams, Sam	11	5	16	1.0/-9	2/-2	18	1			1
16.	Kneeland, Marshawn	5	10	15	1.0/-8	2/-12	6				
17.	Bell, Markquese	8	5	13							1
18.	Liufau, Marist	7	6	13	1.0/-5		2		1		
19.	Bridges, Trikweze	11	1	12						1/7	2
20.	Clowney, Jadeveon	4	8	12	1.0/-4		10	1			2
21.	Clark, Damone	4	7	11							
22.	Clark, Alijah	6	4	10							
23.	Houston, James	5	5	10	3.5/-30	1/-4	7	1	1		
24.	Fowler, Dante	4	4	8	1.0/-9	1/-2	26				2
25.	Smith, Mazi	1	3	4			2				
26.	Toia, Jay	1	2	3							

Ast=Assist, TFL=Tackle for a Loss, QBPR=Pressures, Int=Interception, FR=Fumble Recovery, FF=Forced Fumble, PD=Pass Defense

2025 COWBOYS SPECIAL TEAMS							
RNK	PLAYER	S	A	TOT	FF	FR	BL
1.	Spann-Ford, Brevyn	3	6	9			
2.	Goodwin, C.J.	3	4	7			
3.	Luepke, Hunter	3	3	6			
4.	Thomas, Juanyeh	2	4	6			1
5.	Houston, James	3	2	5			
6.	Clark, Damone	3	1	4			
	Liufau, Marist	3	1	4			
8.	Clark, Alijah	2	1	3			
	Davis, Malik	2	1	3			
	Flournoy, Ryan	2	1	3			
11.	Steward, Reddy	1	2	3			
12.	Schoonmaker, Luke	2	0	2			
13.	Bell, Markquese	1	1	2			
	James, Shemar	1	1	2			
15.	Brooks, Jalen	1	0	1			
	Sieg, Trent	1	0	1			
17.	Ballentine, Corey	0	1	1			
	Campbell, Parris	0	1	1			
	Childress, Zion	0	1	1			
	Rochell, Robert	0	1	1			

DEFENSIVE STATS BY RANK							
PRESSURES		SACKS		TACKLES FOR LOSS		INTERCEPTIONS	
PLAYER	NO	PLAYER	NO	PLAYER	NO	PLAYER	NO
1. D. Fowler	26	1. J. Houston	3.5	1. D. Ezeiruaku	4	1. D. Wilson	2
2. K. Clark	23	2. K. Clark	1.5	2. K. Murray	3	2. D. Bland	1
3. D. Ezeiruaku	22	3. J. Clowney	1.0	R. Steward	3	T. Bridges	1
4. O. Odighizuwa	18	D. Ezeiruaku	1.0	4. D. Bland	2		
S. Williams	18	D. Fowler	1.0	M. Kneeland	2		
FORCED FUMBLES		FUMBLE RECOVERIES		PASSES DEFENSED			
PLAYER	NO	PLAYER	NO	PLAYER	NO		
1. D. Ezeiruaku	1	1. J. Clowney	1	1. D. Wilson	3		
J. Houston	1	J. Houston	1	2. T. Bridges	2		
S. James	1	S. Williams	1	J. Clowney	2		
M. Liufau	1			D. Fowler	2		
R. Steward	1			5. M. Bell	1		

GAME-BY-GAME PLAYER PARTICIPATION

	AT PHI	NYG	AT CHI	GB	AT NYJ	AT CAR	WAS	AT DEN													
PLAYERS	9/4	9/14	9/21	9/28	10/5	10/12	10/19	10/26	11/3	11/17	11/23	11/27	12/4	12/14	12/21	12/25	1/4	GP	GS	DNP	I
Hakeem Adeniji	D	D	P	P	LG	P	P	P	-	-	-	-	-	-	-	-	-	6	1	0	2
Bryan Anger	P	P	P	P	P	P	P	P	-	-	-	-	-	-	-	-	-	8	0	0	0
Brandon Aubrey	P	P	P	P	P	P	P	P	-	-	-	-	-	-	-	-	-	8	0	0	0
Justin Barron	PS	PS	PS	PS	PS	PS	PS	PS	-	-	-	-	-	-	-	-	-	0	0	0	0
T.J. Bass	P	P	P	RG	RG	RG	P	P	-	-	-	-	-	-	-	-	-	8	3	0	0
Cooper Beebe	C	C	IR	IR	IR	IR	IR	DFR	-	-	-	-	-	-	-	-	-	2	2	0	0
Markquese Bell	P	P	P	P	P	P	S	S	-	-	-	-	-	-	-	-	-	8	2	0	0
DaRon Bland	CB	I	I	CB	CB	CB	CB	NCB	-	-	-	-	-	-	-	-	-	6	6	0	2
Jaydon Blue	D	D	D	D	P	P	P	P	-	-	-	-	-	-	-	-	-	4	0	0	4
Tyler Booker	RG	RG	RG	I	I	I	RG	RG	-	-	-	-	-	-	-	-	-	5	5	0	3
Trikweze Bridges	^	P	P	P	P	P	P	CB	-	-	-	-	-	-	-	-	-	7	1	0	0
Jalen Brooks	PS	PS	PS	PS	P	PS	PS	^	-	-	-	-	-	-	-	-	-	1	0	0	0
Earnest Brown	PS	PS	PS	PS	PS	PS	PS	PS	-	-	-	-	-	-	-	-	-	0	0	0	0
Josh Butler	R/PUP	R/PUP	R/PUP	R/PUP	R/PUP	R/PUP	R/PUP	R/PUP	-	-	-	-	-	-	-	-	-	0	0	0	0
Parris Campbell	^	^	^	^	PS	PS	PS	PS	-	-	-	-	-	-	-	-	-	1	0	0	0
Caelen Carson	IR	IR	IR	IR	DFR	DFR	P	P	-	-	-	-	-	-	-	-	-	2	0	0	0
Zion Childress	PS	P	P	^	^	^	^	PS	-	-	-	-	-	-	-	-	-	2	0	0	0
Geron Christian	PS	PS	PS	PS	PS	PS	PS	PS	-	-	-	-	-	-	-	-	-	0	0	0	0
Alijah Clark	PS	PS	PS	PS	P	P	P	S	-	-	-	-	-	-	-	-	-	4	1	0	0
Damone Clark	LB	P	LB	D	P	P	P	P	-	-	-	-	-	-	-	-	-	7	2	0	1
Kenny Clark	DT	DT	DT	DT	DT	DT	DT	DT	-	-	-	-	-	-	-	-	-	8	8	0	0
Jadeveon Clowney	^	^	D	P	P	P	P	P	-	-	-	-	-	-	-	-	-	5	0	0	1
Ajani Cornelius	D	D	D	D	P	I	I	I	-	-	-	-	-	-	-	-	-	1	0	0	7
Jalen Cropper	PS	PS	PS	P	P	P	PS	PS	-	-	-	-	-	-	-	-	-	3	0	0	0
Malik Davis	PS	PS	PS	PS	PS	PS	P	P	-	-	-	-	-	-	-	-	-	2	0	0	0
Trevon Diggs	P	CB	CB	P	CB	CB	I	IR	-	-	-	-	-	-	-	-	-	6	4	0	1
Kaiir Elam	CB	CB	CB	CB	P	P	CB	CB	-	-	-	-	-	-	-	-	-	8	6	0	0
Donovan Ezeirua	P	P	P	P	P	P	P	P	-	-	-	-	-	-	-	-	-	8	0	0	0
Rivaldo Fairweather	PS	PS	PS	PS	PS	PS	PS	PS	-	-	-	-	-	-	-	-	-	0	0	0	0
Princeton Fant	PS	PS	PS	PS	PS	PS	PS	PS	-	-	-	-	-	-	-	-	-	0	0	0	0
Jake Ferguson	TE	TE	P	TE	TE	P	TE	P	-	-	-	-	-	-	-	-	-	8	5	0	0
Ryan Flournoy	P	P	P	P	WR	P	P	P	-	-	-	-	-	-	-	-	-	8	1	0	0
Dante Fowler	DE	DE	DE	DE	DE	DE	DE	DE	-	-	-	-	-	-	-	-	-	8	8	0	0
C.J. Goodwin	P	P	P	P	P	P	P	P	-	-	-	-	-	-	-	-	-	8	0	0	0
Will Grier	PS	PS	PS	PS	PS	PS	PS	PS	-	-	-	-	-	-	-	-	-	0	0	0	0
Tyler Guyton	LT	LT	LT	LT	I	LT	LT	LT	-	-	-	-	-	-	-	-	-	7	7	0	1
Brock Hoffman	P	P	C	C	C	C	C	C	-	-	-	-	-	-	-	-	-	8	6	0	0
Traeshon Holden	PS	PS	PS	PS	PS	PS	PS	PS	-	-	-	-	-	-	-	-	-	0	0	0	0
Malik Hooker	S	S	S	S	IR	IR	IR	IR	-	-	-	-	-	-	-	-	-	4	4	0	0
James Houston	P	P	P	P	P	P	P	P	-	-	-	-	-	-	-	-	-	8	0	0	0
Shemar James	D	D	D	P	P	P	LB	LB	-	-	-	-	-	-	-	-	-	5	3	0	3
Rob Jones	IR	IR	IR	IR	IR	IR	IR	IR	-	-	-	-	-	-	-	-	-	0	0	0	0
Trevor Keegan	D	D	D	DNP	P	P	I	IR	-	-	-	-	-	-	-	-	-	2	0	1	4
Marshawn Kneeland	P	P	P	DE	I	DE	I	DE	-	-	-	-	-	-	-	-	-	6	3	0	2
CeeDee Lamb	WR	WR	WR	I	I	I	WR	WR	-	-	-	-	-	-	-	-	-	5	5	0	3
Marist Liufau	P	P	P	LB	LB	LB	LB	P	-	-	-	-	-	-	-	-	-	8	4	0	0
Hunter Luepke	P	P	FB	P	P	P	P	P	-	-	-	-	-	-	-	-	-	8	1	0	0
Phil Mafah	IR	IR	IR	IR	IR	IR	IR	IR	-	-	-	-	-	-	-	-	-	0	0	0	0
Christian Matthew	IR	^	^	^	^	^	^	^	-	-	-	-	-	-	-	-	-	0	0	0	0
Joe Milton	DNP	DNP	P	DNP	DNP	DNP	DNP	P	-	-	-	-	-	-	-	-	-	2	0	6	0
Jonathan Mingo	IR	IR	IR	IR	DFR	DFR	DFR	D	-	-	-	-	-	-	-	-	-	0	0	0	1
Kenneth Murray	LB	LB	LB	LB	LB	LB	LB	LB	-	-	-	-	-	-	-	-	-	8	8	0	0
Adedayo Odeleye	^	PS	PS	PS	PS	PS	PS	PS	-	-	-	-	-	-	-	-	-	0	0	0	0
Osa Odighizuwa	DT	DT	DT	DT	DT	DT	DT	DT	-	-	-	-	-	-	-	-	-	8	8	0	0
DeMarvion Overshown	R/PUP	R/PUP	R/PUP	R/PUP	R/PUP	R/PUP	R/PUP	DFR	-	-	-	-	-	-	-	-	-	0	0	0	0
George Pickens	WR	WR	WR	WR	WR	WR	WR	WR	-	-	-	-	-	-	-	-	-	8	8	0	0
Dak Prescott	QB	QB	QB	QB	QB	QB	QB	QB	-	-	-	-	-	-	-	-	-	8	8	0	0
Shavon Revel	R/NFI	R/NFI	R/NFI	R/NFI	R/NFI	R/NFI	R/NFI	DFR	-	-	-	-	-	-	-	-	-	0	0	0	0
Robert Rochell	PS	P	P	PS	PS	PS	PS	PS	-	-	-	-	-	-	-	-	-	2	0	0	0
Jack Sanborn	LB	LB	LB	LB	LB	LB	I	P	-	-	-	-	-	-	-	-	-	6	5	0	2
Miles Sanders	P	P	P	P	I	IR	IR	IR	-	-	-	-	-	-	-	-	-	4	0	0	1
Luke Schoonmaker	P	P	TE	P	P	TE	P	TE	-	-	-	-	-	-	-	-	-	8	3	0	0
Trent Sieg	P	P	P	P	P	P	P	P	-	-	-	-	-	-	-	-	-	8	0	0	0
Mazi Smith	D	D	P	P	P	D	P	P	-	-	-	-	-	-	-	-	-	5	0	0	3
Tyler Smith	LG	LG	LG	LG	DNP	LG	LG	LG	-	-	-	-	-	-	-	-	-	7	7	1	0
Brevyn Spann-Ford	P	P	P	P	P	TE	P	TE	-	-	-	-	-	-	-	-	-	8	2	0	0
Terence Steele	RT	RT	RT	RT	RT	RT	RT	RT	-	-	-	-	-	-	-	-	-	8	8	0	0
Reddy Steward	P	NCB	P	P	P	P	P	P	-	-	-	-	-	-	-	-	-	8	1	0	0
Juanyeh Thomas	P	P	P	P	S	S	I	I	-	-	-	-	-	-	-	-	-	6	2	0	2
Nate Thomas	P	P	P	P	LT	P	P	P	-	-	-	-	-	-	-	-	-	8	1	0	0
Solomon Thomas	P	P	P	P	P	P	P	P	-	-	-	-	-	-	-	-	-	8	0	0	0
Jay Toia	P	P	D	D	D	P	D	D	-	-	-	-	-	-	-	-	-	3	0	0	5
Jalen Tolbert	WR	WR	P	WR	WR	WR	P	P	-	-	-	-	-	-	-	-	-	8	5	0	0
Payton Turner	IR	IR	IR	IR	IR	IR	IR	IR	-	-	-	-	-	-	-	-	-	0	0	0	0
KaVontae Turpin	P	P	P	WR	I	I	WR	P	-	-	-	-	-	-	-	-	-	6	2	0	2
Javonte Williams	RB	RB	RB	RB	RB	RB	RB	RB	-	-	-	-	-	-	-	-	-	8	8	0	0
Sam Williams	DE	DE	DE	P	DE	P	DE	P	-	-	-	-	-	-	-	-	-	8	5	0	0
Donovan Wilson	S	S	S	S	S	S	S	I	-	-	-	-	-	-	-	-	-	7	7	0	1
Perrion Winfrey	I	IR	IR	IR	IR	IR	IR	IR	-	-	-	-	-	-	-	-	-	0	0	0	1
Julius Wood	^	^	^	^	^	PS	PS	PS	-	-	-	-	-	-	-	-	-	0	0	0	0

LEGEND:
Position abbreviation indicated start, P=Played, D=Inactive, DNP=Did Not Play, I=Inactive/Injured, IR=Reserve/Injured, DFR=Reserve/Designated for Return, PS=Practice Squad, R/PUP=Reserve/PUP, R/NFI=Reserve/Non-Football Injury, A=Not on Roster, ^=With Other Team

2025 TEAM STATS

COWBOYS

		FIRST DOWNS				TOTAL OFF.			RUSHING			-----PASSING-----					INT BY DAL			PUNTS	PUNT RETURNS				KO RETURNS			PEN.	FUM.	-----SCORING-----							T.O.P.
		T	R	Pa	Pe	YDS	PLYS	AVG	YDS	ATT	AVG	YDS	SK/YD	ATT	COM	I	NO	YDS	TD	NO-AVG	NO	YDS	FC	TD	NO	YDS	TD	NO-YDS	NO/LT	TD	TDr	TDp	TDrt	PAT	2-PT	FG	
9/4	@ Philadelphia	22	7	9	6	307	56	5.5	119	22	5.4	188	0 / 0	34	21	0	0	0	0	2 - 43.5	0	0	1	0	5	101	0	4 - 42	1/1	2	2	0	0	2/2	0/0	2/2	25:08
9/14	N.Y. GIANTS	32	8	18	6	478	83	5.8	135	28	4.8	343	3 / 18	52	38	1	1	0	0	4 - 47.8	1	2	2	0	9	209	0	12 - 106	1/0	4	2	2	0	4/4	0/0	4/4	37:21
9/21	@ Chicago	23	6	14	3	396	67	5.9	121	20	6.1	275	2 / 17	45	34	3	0	0	0	2 - 51.0	2	28	0	0	4	93	0	4 - 25	2/2	1	0	1	0	0/0	1/1	2/2	32:58
9/28	GREEN BAY	26	8	17	1	436	67	6.5	117	26	4.5	319	1 / 0	40	31	0	0	0	0	4 - 47.5	0	0	1	0	6	175	0	11 - 95	0/0	5	2	3	0	5/5	0/0	1/1	34:27
10/5	@ N.Y. Jets	22	9	12	1	416	59	7.1	180	29	6.2	236	1 / 1	29	18	0	0	0	0	5 - 45.6	1	8	3	0	1	32	0	11 - 91	0/0	5	1	4	0	4/5	0/0	1/1	25:24
10/12	@ Carolina	15	1	12	2	292	53	5.5	31	19	1.6	261	0 / 0	34	25	0	1	21	0	3 - 47.7	2	19	0	0	4	78	0	6 - 37	2/0	3	0	3	0	3/3	0/0	2/2	27:58
10/19	WASHINGTON	21	7	11	3	409	62	6.6	152	31	4.9	257	1 / 7	30	21	0	1	68	1	3 - 42.7	2	4	0	0	3	80	0	10 - 79	1/0	5	1	3	1	5/5	0/0	3/3	31:21
10/26	@ Denver	24	8	12	4	339	68	5.0	108	31	3.5	231	2 / 15	35	22	2	1	7	0	5 - 45.2	0	0	0	0	3	86	0	9 - 80	1/0	3	2	1	0	3/3	0/0	1/1	33:32
11/3	ARIZONA																																				
11/17	@ Las Vegas																																				
11/23	PHILADELPHIA																																				
11/27	KANSAS CITY																																				
12/4	@ Detroit																																				
12/14	MINNESOTA																																				
12/21	LA CHARGERS																																				
12/25	@ Washington																																				
TBD	@ N.Y. Giants																																				
2025 Totals		185	54	105	26	3073	515	6.0	963	206	4.7	2110	10 / 58	299	210	6	4	96	1	28 - 48.5	8	61	7	0	35	854	0	67 - 555	7/3	28	10	17	1	26/27	1/1	16/16	30:47

3rd DOWN	9/4 @ Philadelphia	7/11	63.6%
EFFICIENCY	9/14 N.Y. GIANTS	6/14	42.9%
	9/21 @ Chicago	3/11	27.3%
	9/28 GREEN BAY	4/11	36.4%
	10/5 @ N.Y. Jets	6/13	46.2%

10/12 @ Carolina	5/12	41.7%
10/19 WASHINGTON	6/12	50.0%
10/26 @ Denver	4/11	36.4%
11/3 ARIZONA		

11/17 @ Las Vegas		
11/23 PHILADELPHIA		
11/27 KANSAS CITY		
12/4 @ Detroit		

12/14 MINNESOTA		
12/21 LA CHARGERS		
12/25 @ Washington		
TBD @ N.Y. Giants		

SEASON TOTAL	
41 / 95	43.2%

OPPONENTS

		FIRST DOWNS				TOTAL OFF.			RUSHING			-----PASSING-----					INT BY OPP			PUNTS	PUNT RETURNS				KO RETURNS			PEN.	FUM.	-----SCORING-----							T.O.P.
		T	R	Pa	Pe	YDS	PLYS	AVG	YDS	ATT	AVG	YDS	SK/YD	ATT	COM	I	NO	YDS	TD	NO-AVG	NO	YDS	FC	TD	NO	YDS	TD	NO-YDS	NO/LT	TD	TDr	TDp	TDrt	PAT	2-PT	FG	
9/4	@ Philadelphia	20	14	6	0	302	62	4.9	158	38	4.2	144	1 / 8	23	19	0	0	0	0	3 - 48.7	0	0	2	0	2	32	0	9 - 110	0/0	3	3	0	0	3/3	0/0	1/1	34:52
9/14	N.Y. GIANTS	22	6	15	1	506	65	7.8	84	21	4.0	422	3 / 28	41	30	1	1	0	0	3 - 45.0	3	38	1	0	6	161	0	14 - 160	1/0	4	1	3	0	4/4	0/0	3/3	32:39
9/21	@ Chicago	19	7	11	1	385	57	6.8	87	29	3.0	298	0 / 0	28	19	0	3	0	0	4 - 44.0	2	31	0	0	2	41	0	6 - 41	0/0	4	0	4	0	4/4	0/0	1/1	27:02
9/28	GREEN BAY	32	11	16	5	489	79	6.2	164	35	4.7	325	1 / 12	43	31	0	0	0	0	2 - 41.5	3	16	1	0	3	84	0	7 - 53	1/1	5	2	3	0	4/5	0/0	2/2	35:33
10/5	@ N.Y. Jets	25	9	14	2	378	73	5.2	144	22	6.5	234	5 / 49	46	32	0	0	0	0	4 - 44.0	4	41	0	0	6	155	0	10 - 61	1/1	2	0	2	0	0/0	2/2	2/2	34:36
10/12	@ Carolina	27	14	11	2	410	64	6.4	216	38	5.7	194	1 / 5	25	17	1	0	0	0	2 - 49.0	1	0	0	0	2	40	0	6 - 57	2/0	3	0	3	0	3/3	0/0	3/3	32:02
10/19	WASHINGTON	18	8	8	2	341	64	5.3	136	28	4.9	204	4 / 14	32	16	1	0	0	0	5 - 57.2	1	8	2	0	8	209	0	11 - 118	1/1	3	2	1	0	2/2	0/1	0/0	28:39
10/26	@ Denver	25	8	15	2	426	57	7.5	179	28	6.4	247	0 / 0	29	19	1	2	36	0	2 - 40.0	2	26	3	0	4	119	0	7 - 42	0/0	6	2	4	0	5/5	0/1	1/1	26:28
11/3	ARIZONA																																				
11/17	@ Las Vegas																																				
11/23	PHILADELPHIA																																				
11/27	KANSAS CITY																																				
12/4	@ Detroit																																				
12/14	MINNESOTA																																				
12/21	LA CHARGERS																																				
12/25	@ Washington																																				
TBD	@ N.Y. Giants																																				
2025 Totals		188	77	96	15	3237	521	6.2	1168	239	4.9	2068	15 / 116	267	183	4	6	36	0	25 - 47.2	16	160	9	0	33	841	0	70 - 642	6/3	30	10	20	0	25/26	2/4	13/13	30:13

3rd DOWN	9/4 @ Philadelphia	8/13	61.5%
EFFICIENCY	9/14 N.Y. GIANTS	6/14	42.9%
	9/21 @ Chicago	8/14	57.1%
	9/28 GREEN BAY	10/14	71.4%
	10/5 @ N.Y. Jets	7/16	43.8%

10/12 @ Carolina	3/8	37.5%
10/19 WASHINGTON	7/16	43.8%
10/26 @ Denver	5/8	62.5%
11/3 ARIZONA		

11/17 @ Las Vegas		
11/23 PHILADELPHIA		
11/27 KANSAS CITY		
12/4 @ Detroit		

12/14 MINNESOTA		
12/21 LA CHARGERS		
12/25 @ Washington		
TBD @ N.Y. Giants		

SEASON TOTAL	
54 / 103	52.4%

TEAM GAME-BY-GAME SCORING

			COWBOYS						OPPONENTS						POINT	OVERALL
DATE	OPPONENT	W/L/T	1ST	2ND	3RD	4TH	OT	TOTAL	1ST	2ND	3RD	4TH	OT	TOTAL	DIFF	RECORD
9/4	at Philadelphia	L	7	13	0	0	--	20	7	14	3	0	--	24	-4	0-1
9/14	N.Y. Giants	W	0	10	7	20	3	40	6	7	3	21	0	37	+3	1-1
9/21	at Chicago	L	3	11	0	0	--	14	14	10	7	0	--	31	-17	1-2
9/28	Green Bay	T	0	16	7	14	3	40	7	6	7	17	3	40	0	1-2-1
10/5	at N.Y. Jets	W	3	20	7	7	--	37	3	0	3	16	--	22	+15	2-2-1
10/12	at Carolina	L	3	14	7	3	--	27	3	10	7	10	--	30	-3	2-3-1
10/19	Washington	W	17	10	14	3	--	44	8	7	7	0	--	22	+22	3-3-1
10/26	at Denver	L	3	7	7	7	--	24	14	13	3	14	--	44	-20	3-4-1
11/3	Arizona															
11/17	at Las Vegas															
11/23	Philadelphia															
11/27	Kansas City															
12/4	at Detroit															
12/14	Minnesota															
12/21	L.A. Chargers															
12/25	at Washington															
1/4	at N.Y. Giants															
	2025 TOTALS	3-4-1	36	101	49	54	6	246	62	67	40	78	3	250	-4	3-4-1
	AVG/GAME		4.5	12.6	6.1	6.8	3.0	30.8	7.8	8.4	5.0	9.8	1.5	31.3	-0.5	

INDIVIDUAL GAME-BY-GAME RUSHING

		JAVONTE WILLIAMS					MILES SANDERS					DAK PRESCOTT					JAYDON BLUE				
DATE	OPP.	NO.	YDS	AVG	LG	TD	NO.	YDS	AVG	LG	TD	NO.	YDS	AVG	LG	TD	NO.	YDS	AVG	LG	TD
9/4	at Philadelphia	15	54	3.6	11	2	4	53	13.3	49	0	1	3	3.0	3	0	INACTIVE				
9/14	N.Y. Giants	18	97	5.4	30t	1	5	15	3.0	6	1	3	17	5.7	14	0	INACTIVE				
9/21	at Chicago	10	76	7.6	22	0	9	41	4.6	8	0						INACTIVE				
9/28	Green Bay	20	85	4.3	13	1	2	8	4.0	5	0	1	2	2.0	2t	1	INACTIVE				
10/5	at N.Y. Jets	16	135	8.4	66	1	INACTIVE/INJURED					7	28	4.0	14	0	4	7	1.8	6	0
10/12	at Carolina	13	29	2.2	6	0	RESERVE/INJURED					2	-1	-0.5	--	0	3	0	0.0	2	0
10/19	Washington	19	116	6.1	33	1	RESERVE/INJURED					5	7	1.4	7	0	7	29	4.1	9	0
10/26	at Denver	13	41	3.2	9	2	RESERVE/INJURED					6	31	5.2	9	0	8	29	3.6	14	0
11/3	Arizona																				
11/17	at Las Vegas																				
11/23	Philadelphia																				
11/27	Kansas City																				
12/4	at Detroit																				
12/14	Minnesota																				
12/21	L.A. Chargers																				
12/25	at Washington																				
1/4	at N.Y. Giants																				
TOTALS		124	633	5.1	66	8	20	117	5.9	49	1	25	87	3.5	14	1	22	65	3.0	14	0
CAREER TOTALS		730	3,027	4.1	66	19	943	4,462	4.7	82T	24	445	2,025	4.6	42	30	22	65	3.0	14	0

		RYAN FLOURNOY					KAVONTAE TURPIN					HUNTER LUEPKE					CEEDEE LAMB				
DATE	OPP.	NO.	YDS	AVG	LG	TD	NO.	YDS	AVG	LG	TD	NO.	YDS	AVG	LG	TD	NO.	YDS	AVG	LG	TD
9/4	at Philadelphia						2	9	4.5	5	0										
9/14	N.Y. Giants						2	6	3.0	7	0										
9/21	at Chicago						1	4	4.0	4	0										
9/28	Green Bay	1	12	12.0	12	0	1	4	4.0	4	0	1	6	6.0	6	0	INACTIVE/INJURED				
10/5	at N.Y. Jets	2	10	5.0	10	0	INACTIVE/INJURED										INACTIVE/INJURED				
10/12	at Carolina	1	3	3.0	3	0	INACTIVE/INJURED										INACTIVE/INJURED				
10/19	Washington																				
10/26	at Denver											1	2	2.0	2	0	1	2	2.0	2	0
11/3	Arizona																				
11/17	at Las Vegas																				
11/23	Philadelphia																				
11/27	Kansas City																				
12/4	at Detroit																				
12/14	Minnesota																				
12/21	L.A. Chargers																				
12/25	at Washington																				
1/4	at N.Y. Giants																				
TOTALS		4	25	6.3	12	0	6	23	3.8	7	0	2	8	4.0	6	0	1	2	2.0	2	0
CAREER TOTALS		4	25	6.3	12	0	36	242	6.7	46	1	20	65	3.3	10	1	58	390	6.7	33	3

INDIVIDUAL GAME-BY-GAME RECEIVING

		GEORGE PICKENS					CEEDEE LAMB					JAKE FERGUSON					RYAN FLOURNOY				
DATE	OPP.	NO.	YDS	AVG	LG	TD	NO.	YDS	AVG	LG	TD	NO.	YDS	AVG	LG	TD	NO.	YDS	AVG	LG	TD
9/4	at Philadelphia	3	30	10.0	15	0	7	110	15.7	32	0	5	23	4.6	5	0					
9/14	N.Y. Giants	5	68	13.6	27	1	9	112	12.4	33	0	9	78	8.7	19	0					
9/21	at Chicago	5	68	13.6	24	1						13	82	6.3	12	0	2	21	10.5	11	0
9/28	Green Bay	8	134	16.8	28	2	INACTIVE/INJURED					7	40	5.7	11	1	2	14	7.0	11	0
10/5	at N.Y. Jets	2	57	28.5	43	1	INACTIVE/INJURED					7	49	7.0	26	2	6	114	19.0	46	0
10/12	at Carolina	9	168	18.7	45	1	INACTIVE/INJURED					3	33	11.0	19	1	3	30	10.0	13	0
10/19	Washington	4	82	20.5	44	0	5	110	22.0	74	1	7	29	4.1	15	2					
10/26	at Denver	7	78	11.1	17	0	7	74	10.6	29	0						1	7	7.0	7	0
11/3	Arizona																				
11/17	at Las Vegas																				
11/23	Philadelphia																				
11/27	Kansas City																				
12/4	at Detroit																				
12/14	Minnesota																				
12/21	L.A. Chargers																				
12/25	at Washington																				
1/4	at N.Y. Giants																				
TOTALS		43	685	15.9	45	6	28	406	14.5	74	1	51	334	6.5	26	6	14	186	13.3	46	0
CAREER TOTALS		217	3,526	16.2	86	18	524	6,745	12.9	92	39	200	1,763	8.8	40	13	24	288	12.0	46	0

		KAVONTAE TURPIN					JALEN TOLBERT					JAVONTE WILLIAMS					LUKE SCHOONMAKER				
DATE	OPP.	NO.	YDS	AVG	LG	TD	NO.	YDS	AVG	LG	TD	NO.	YDS	AVG	LG	TD	NO.	YDS	AVG	LG	TD
9/4	at Philadelphia	2	18	9.0	16	0	1	0	0.0	--	0	2	10	5.0	7	0					
9/14	N.Y. Giants	4	47	11.8	16	1	2	16	8.0	11	0	6	33	5.5	11	0					
9/21	at Chicago	2	64	32.0	37	0	3	24	8.0	12	0	5	16	3.2	6	0	1	5	5.0	5	0
9/28	Green Bay	3	30	10.0	15	0	4	61	15.3	34	0	3	15	5.0	9	0	2	8	4.0	5	0
10/5	at N.Y. Jets	INACTIVE/INJURED										1	4	4.0	4	1	1	3	3.0	3	0
10/12	at Carolina	INACTIVE/INJURED					1	8	8.0	8	0	5	5	1.0	9	0	1	8	8.0	8	0
10/19	Washington	1	17	17.0	17	0	1	16	16.0	16	0	1	2	2.0	2	0					
10/26	at Denver	1	-2	-2.0	-2	0	2	47	23.5	35	1	1	8	8.0	8	0	2	25	12.5	14	0
11/3	Arizona																				
11/17	at Las Vegas																				
11/23	Philadelphia																				
11/27	Kansas City																				
12/4	at Detroit																				
12/14	Minnesota																				
12/21	L.A. Chargers																				
12/25	at Washington																				
1/4	at N.Y. Giants																				
TOTALS		13	174	13.4	37	1	14	172	12.3	35	1	24	93	3.9	11	1	7	49	7.0	14	0
CAREER TOTALS		57	730	12.8	64	6	87	1,062	12.2	48	10	182	1,059	5.8	42	6	42	355	8.5	24	3

		MILES SANDERS					HUNTER LUEPKE					BREVYN SPANN-FORD					JAYDON BLUE				
DATE	OPP.	NO.	YDS	AVG	LG	TD	NO.	YDS	AVG	LG	TD	NO.	YDS	AVG	LG	TD	NO.	YDS	AVG	LG	TD
9/4	at Philadelphia	1	-3	-3.0	-3	0															
9/14	N.Y. Giants	2	4	2.0	3	0						1	3	3.0	3	0					
9/21	at Chicago	3	12	4.0	6	0															
9/28	Green Bay	2	17	8.5	9	0															
10/5	at N.Y. Jets	INACTIVE/INJURED					1	10	10.0	10	0										
10/12	at Carolina	RESERVE/INJURED					2	7	3.5	4	1	1	2	2.0	2	0					
10/19	Washington	RESERVE/INJURED					1	3	3.0	3	0						1	5	5.0	5	0
10/26	at Denver	RESERVE/INJURED										1	9	9.0	9	0					
11/3	Arizona																				
11/17	at Las Vegas																				
11/23	Philadelphia																				
11/27	Kansas City																				
12/4	at Detroit																				
12/14	Minnesota																				
12/21	L.A. Chargers																				
12/25	at Washington																				
1/4	at N.Y. Giants																				
TOTALS		8	30	3.8	9	0	4	20	5.0	10	1	3	14	4.7	9	0	1	5	5.0	5	0
CAREER TOTALS		183	1,274	7.0	45	4	19	149	7.8	24	1	12	102	8.5	18	0	1	5	5.0	5	0

INDIVIDUAL GAME-BY-GAME PASSING

		DAK PRESCOTT												JOE MILTON											
DATE	OPP.	ATT	CMP	YDS	CMP%	Y/A	TD	TD%	INT	INT%	LG	SK/YD	RATE	ATT	CMP	YDS	CMP%	Y/A	TD	TD%	INT	INT%	LG	SK/YD	RATE
9/4	at Philadelphia	34	21	188	61.8	5.5	0	0.0	0	0.0	32	0/0	76.6	DID NOT PLAY											
9/14	N.Y. Giants	52	38	361	73.1	6.9	2	3.8	1	1.9	33	3/18	96.7	DID NOT PLAY											
9/21	at Chicago	40	31	251	77.5	6.3	1	2.5	2	5.0	37	2/17	80.3	5	3	41	60.0	8.2	0	0.0	1	20.0	24	0/0	46.7
9/28	Green Bay	40	31	319	77.5	8.0	3	7.5	0	0.0	34	1/0	124.9	DID NOT PLAY											
10/5	at N.Y. Jets	29	18	237	62.1	8.2	4	13.8	0	0.0	46	1/1	127.4	DID NOT PLAY											
10/12	at Carolina	34	25	261	73.5	7.7	3	8.8	0	0.0	45	0/0	124.8	DID NOT PLAY											
10/19	Washington	30	21	264	70.0	8.8	3	10.0	0	0.0	74t	1/7	130.4	DID NOT PLAY											
10/26	at Denver	31	19	188	61.3	6.1	0	0.0	2	6.5	29	2/15	51.5	4	3	58	75.0	14.5	1	25.0	0	0.0	35t	0/0	156.2
11/3	Arizona																								
11/17	at Las Vegas																								
11/23	Philadelphia																								
11/27	Kansas City																								
12/4	at Detroit																								
12/14	Minnesota																								
12/21	L.A. Chargers																								
12/25	at Washington																								
1/4	at N.Y. Giants																								
TOTALS		290	204	2,069	70.3	7.1	16	5.5	5	1.7	74T	10/58	101.6	9	6	99	66.7	11.0	1	11.1	1	11.1	35T	0/0	100.9
CAREER TOTALS		4,449	2,984	33,506	67.1	7.5	229	5.1	87	2.0	92T	266/1,587	98.4	38	28	340	73.7	8.9	2	5.3	1	2.6	48T	0/0	107.3

INDIVIDUAL GAME-BY-GAME FIELD GOALS

BRANDON AUBREY												
DATE	OPP.	0-19	20-29	30-39	40-49	50+	TOTAL	YARDS	FGM	FGA	PCT	LG
9/4	at Philadelphia	0/0	0/0	0/0	1/1	1/1	2/2	(53,41)	2	2	100.0%	53
9/14	N.Y. Giants	0/0	0/0	0/0	2/2	2/2	4/4	(51,44,64,46)	4	4	100.0%	64
9/21	at Chicago	0/0	0/0	1/1	0/0	1/1	2/2	(53,33)	2	2	100.0%	53
9/28	Green Bay	0/0	1/1	0/0	0/0	0/0	1/1	(22)	1	1	100.0%	22
10/5	at N.Y. Jets	0/0	0/0	1/1	0/0	0/0	1/1	(35)	1	1	100.0%	35
10/12	at Carolina	0/0	2/2	0/0	0/0	0/0	2/2	(23,28)	2	2	100.0%	28
10/19	Washington	0/0	1/1	0/0	1/1	1/1	3/3	(47,61,29)	3	3	100.0%	61
10/26	at Denver	0/0	1/1	0/0	0/0	0/0	1/1	(24)	1	1	100.0%	24
11/3	Arizona											
11/17	at Las Vegas											
11/23	Philadelphia											
11/27	Kansas City											
12/4	at Detroit											
12/14	Minnesota											
12/21	L.A. Chargers											
12/25	at Washington											
1/4	at N.Y. Giants											
TOTALS		0/0	5/5	2/2	4/4	5/5	16/16		16	16	100.0%	64
CAREER TOTALS		0/0	18/18	23/27	22/24	29/32	92/101		92	101	91.1%	70

INDIVIDUAL GAME-BY-GAME PUNTING

BRYAN ANGER										
DATE	OPP.	NO.	YDS	AVG	TB	IN 20	LG	BLK	RET YDS	NET
9/4	at Philadelphia	2	87	43.5	0	1	49	0	0	43.5
9/14	N.Y. Giants	4	191	47.8	0	2	53	0	38	38.3
9/21	at Chicago	2	102	51.0	0	0	60	0	31	35.5
9/28	Green Bay	4	190	47.5	0	1	51	0	16	43.5
10/5	at N.Y. Jets	5	228	45.6	0	0	54	0	41	37.4
10/12	at Carolina	3	143	47.7	0	2	51	0	0	47.7
10/19	Washington	3	128	42.7	0	2	49	0	8	40.0
10/26	at Denver	5	252	50.4	0	3	58	0	26	45.2
11/3	Arizona									
11/17	at Las Vegas									
11/23	Philadelphia									
11/27	Kansas City									
12/4	at Detroit									
12/14	Minnesota									
12/21	L.A. Chargers									
12/25	at Washington									
1/4	at N.Y. Giants									
TOTALS		28	1,321	47.2	0	11	60	0	160	41.5
CAREER TOTALS		918	43,115	47.0	64	335	83	5	3,613	41.4

INDIVIDUAL GAME-BY-GAME KICKOFF RETURNS

JAYDON BLUE								JALEN CROPPER						MILES SANDERS					
DATE	OPP.	NO.	YDS	AVG	LG	FC	TD	NO.	YDS	AVG	LG	FC	TD	NO.	YDS	AVG	LG	FC	TD
9/4	at Philadelphia	INACTIVE						PRACTICE SQUAD						12424.02400 24422.02400					
9/14	N.Y. Giants	INACTIVE						PRACTICE SQUAD											
9/21	at Chicago	INACTIVE						PRACTICE SQUAD											
9/28	Green Bay	INACTIVE						PRACTICE SQUAD											
10/5	at N.Y. Jets	1	32	32.0	32	0	0	PRACTICE SQUAD						INACTIVE/INJURED RESERVE/INJURED RESERVE/INJURED RESERVE/INJURED					
10/12	at Carolina	2	40	20.0	25	0	0	2	38	19.0	21	0	0						
10/19	Washington							PRACTICE SQUAD											
10/26	at Denver							PRACTICE SQUAD											
11/3	Arizona																		
11/17	at Las Vegas																		
11/23	Philadelphia																		
11/27	Kansas City																		
12/4	at Detroit																		
12/14	Minnesota																		
12/21	L.A. Chargers																		
12/25	at Washington																		
1/4	at N.Y. Giants																		
TOTALS		3	72	24.0	32	0	0	2	38	19.0	21	0	0	3	68	22.7	24	0	0
CAREER TOTALS		3	72	24.0	32	0	0	2	38	19.0	21	0	0	18	396	22.0	67	0	0

JALEN TOLBERT								KAVONTAE TURPIN					
DATE	OPP.	NO.	YDS	AVG	LG	FC	TD	NO.	YDS	AVG	LG	FC	TD
9/4	at Philadelphia	1	20	20.0	20	0	0	4	81	20.3	27	0	0
9/14	N.Y. Giants	4	85	21.3	30	0	0	4	100	25.0	29	0	0
9/21	at Chicago							2	49	24.5	31	0	0
9/28	Green Bay							6	175	29.2	45	0	0
10/5	at N.Y. Jets							INACTIVE/INJURED					
10/12	at Carolina							INACTIVE/INJURED					
10/19	Washington							3	80	26.7	30	0	0
10/26	at Denver							3	86	28.7	33	0	0
11/3	Arizona												
11/17	at Las Vegas												
11/23	Philadelphia												
11/27	Kansas City												
12/4	at Detroit												
12/14	Minnesota												
12/21	L.A. Chargers												
12/25	at Washington												
1/4	at N.Y. Giants												
TOTALS		5	105	21.0	30	0	0	22	571	26.0	45	0	0
CAREER TOTALS		5	105	21.0	30	0	0	80	2,275	28.4	99T	0	1

INDIVIDUAL GAME-BY-GAME PUNT RETURNS

KAVONTAE TURPIN								JALEN CROPPER						JALEN TOLBERT					
DATE	OPP.	NO.	YDS	AVG	LG	FC	TD	NO.	YDS	AVG	LG	FC	TD	NO.	YDS	AVG	LG	FC	TD
9/4	at Philadelphia	0	0	0.0	0	1	0	PRACTICE SQUAD						0	0	0.0	0	1	0
9/14	N.Y. Giants	1	2	2.0	2	1	0	PRACTICE SQUAD											
9/21	at Chicago	2	28	14.0	19	0	0	PRACTICE SQUAD											
9/28	Green Bay	0	0	0.0	0	1	0	PRACTICE SQUAD											
10/5	at N.Y. Jets	INACTIVE/INJURED						PRACTICE SQUAD											
10/12	at Carolina	INACTIVE/INJURED						2	19	9.5	10	0	0						
10/19	Washington	2	4	2.0	4	0	0	PRACTICE SQUAD											
10/26	at Denver							PRACTICE SQUAD											
11/3	Arizona																		
11/17	at Las Vegas																		
11/23	Philadelphia																		
11/27	Kansas City																		
12/4	at Detroit																		
12/14	Minnesota																		
12/21	L.A. Chargers																		
12/25	at Washington																		
1/4	at N.Y. Giants																		
TOTALS		5	34	6.8	19	3	0	2	19	9.5	10	0	0	0	0	0.0	0	1	0
CAREER TOTALS		65	603	9.3	60T	70	1	3	27	9.0	10	3	0	1	0	0.0	0	1	0

INDIVIDUAL GAME-BY-GAME INTERCEPTION RETURNS

		DARON BLAND					TRIKWEZE BRIDGES					DONOVAN WILSON				
DATE	OPP.	NO.	YDS	AVG	LG	TD	NO.	YDS	AVG	LG	TD	NO.	YDS	AVG	LG	TD
9/4	at Philadelphia	INACTIVE/INJURED INACTIVE/INJURED										1	0	0.0	--	0
9/14	N.Y. Giants											INACTIVE/INJURED				
9/21	at Chicago															
9/28	Green Bay															
10/5	at N.Y. Jets	16868.068t1										1	21	21.0	21	0
10/12	at Carolina											INACTIVE/INJURED				
10/19	Washington															
10/26	at Denver															
11/3	Arizona															
11/17	at Las Vegas															
11/23	Philadelphia															
11/27	Kansas City															
12/4	at Detroit															
12/14	Minnesota															
12/21	L.A. Chargers															
12/25	at Washington															
1/4	at N.Y. Giants															
TOTALS		1	68	68.0	68T	1	1	7	7.0	7	0	2	21	10.5	21	0
CAREER TOTALS		15	296	19.7	68T	6	1	7	7.0	7	0	8	26	3.3	21	0

INDIVIDUAL GAME-BY-GAME FUMBLE RETURNS

		JADEVEON CLOWNEY					JAMES HOUSTON					SAM WILLIAMS				
DATE	OPP.	NO.	YDS	AVG	LG	TD	NO.	YDS	AVG	LG	TD	NO.	YDS	AVG	LG	TD
9/4	at Philadelphia	INACTIVE														
9/14	N.Y. Giants															
9/21	at Chicago															
9/28	Green Bay															
10/5	at N.Y. Jets	10/19										10/5				
10/12	at Carolina															
10/19	Washington															
10/26	at Denver															
11/3	Arizona															
11/17	at Las Vegas															
11/23	Philadelphia															
11/27	Kansas City															
12/4	at Detroit															
12/14	Minnesota															
12/21	L.A. Chargers															
12/25	at Washington															
1/4	at N.Y. Giants															
TOTALS		1	0	0.0	--	0	1	0	0.0	--	0	1	0	0.0	--	0
CAREER TOTALS		10	81	8.1	49	3	1	0	0.0	0	0	4	0	0.0	0	0

INDIVIDUAL GAME-BY-GAME DEFENSE

MARKQUESE BELL													DARON BLAND										TRIKWEZE BRIDGES														
DATE	OPP.	S	A	TK	SK/YD	TFL/YD	INT	FR	FF	PR	PD	S	A	TK	SK/YD	TFL/YD	INT	FR	FF	PR	PD	S	A	TK	SK/YD	TFL/YD	INT	FR	FF	PR	PD						
9/4	at Philadelphia												2	2	4	INACTIVE/INJURED INACTIVE/INJURED 1/-1						314															
9/14	N.Y. Giants																																				
9/21	at Chicago																																				
9/28	Green Bay																																				
10/5	at N.Y. Jets	0	1	1	1											5	1	6	111						4041												
10/12	at Carolina	1	1	2																																	
10/19	Washington	4	2	6												5	2	7																	1	1	1
10/26	at Denver	3	1	4												3	4	7																	1/-2	404	1
11/3	Arizona																																				
11/17	at Las Vegas																																				
11/23	Philadelphia																																				
11/27	Kansas City																																				
12/4	at Detroit																																				
12/14	Minnesota																																				
12/21	L.A. Chargers																																				
12/25	at Washington																																				
1/4	at N.Y. Giants																																				
TOTALS		8	5	13												1	21	11	32	2/-3	1	2	1	11	1	12						1	2				
CAREER TOTALS		73	47	120	3/-9											2	1	5	143	61	204	6/-10	15	1	1	6	28	11	1	12						1	2

ALIJAH CLARK													DAMONE CLARK										KENNY CLARK																			
DATE	OPP.	TFL/Y											TFL/Y										TFL/Y																			
		S	A	TK	SK/YD	D	INT	FR	FF	PR	PD	S	A	TK	SK/YD	D	INT	FR	FF	PR	PD	S	A	TK	SK/YD	TFL/YD	INT	FR	FF	PR	PD											
9/4	at Philadelphia	PRACTICE SQUAD											3	2	5											3	2	5														
9/14	N.Y. Giants	PRACTICE SQUAD											1	3	4											2	2	4	1.0/-9													
9/21	at Chicago	PRACTICE SQUAD											0	2	2											0	1	1														
9/28	Green Bay	PRACTICE SQUAD											INACTIVE										1	2	3																	
10/5	at N.Y. Jets																						1	0	1	0.5/-4	1/-4															
10/12	at Carolina																						0	2	2																	
10/19	Washington	2	0	2											0	1	1																									
10/26	at Denver	4	4	8											1	0	1																									
11/3	Arizona																																									
11/17	at Las Vegas																																									
11/23	Philadelphia																																									
11/27	Kansas City																																									
12/4	at Detroit																																									
12/14	Minnesota																																									
12/21	L.A. Chargers																																									
12/25	at Washington																																									
1/4	at N.Y. Giants																																									
TOTALS		6	4	10											4	7	11											8	10	18	1.5/-13	1/-4										
CAREER TOTALS		6	4	10											120	81	201	0.5/-4	6/-19					1	2	9	4	283	232	515	36.5/-25	57/-234	8	7	118	11						
																								7																		

JADEVEON CLOWNEY												TREVON DIGGS										KAIIR ELAM														
DATE	OPP.	S	A	TK	SK/YD	TFL/YD	INT	FR	FF	PR	PD	S	A	TK	SK/YD	TFL/YD	INT	FR	FF	PR	PD	S	A	TK	SK/YD	TFL/YD	INT	FR	FF	PR	PD					
9/4	at Philadelphia	INACTIVE										1	0	1	1							4	3	7	1											
9/14	N.Y. Giants											3	1	4								6	3	9												
9/21	at Chicago											2	0	2								1	1	2												
9/28	Green Bay											1	2	3								2	4	1								5	1/3	2	1	3
10/5	at N.Y. Jets	1	1	2	1.0/-4							1	4	5	1							1	0	1	1											
10/12	at Carolina	0	1	1								1	2	1								3	2	2								1	3	2	3	5
10/19	Washington	1	3	4								INACTIVE/INJURED RESERVE/INJURED										2	3	5												
10/26	at Denver	1	1	2																		2	1	3								3				
11/3	Arizona																																			
11/17	at Las Vegas																																			
11/23	Philadelphia																																			
11/27	Kansas City																																			
12/4	at Detroit																																			
12/14	Minnesota																																			
12/21	L.A. Chargers																																			
12/25	at Washington																																			
1/4	at N.Y. Giants																																			
TOTALS		4	8	12	1.0/-4	1			10			2	13	7	20	1/-3			2			18	12	30	1			1								
CAREER TOTALS		277	144	421	59.0/-455	108/-496	1	10	15	149	34	199	42	241	1.0/-0	2/-4	20	1	2	3	63	73	35	108	3/-5			2	1	1	7					

INDIVIDUAL GAME-BY-GAME DEFENSE

DONOVAN EZEIRUAKU													DANTE FOWLER													MALIK HOOKER													
DATE	OPP.	S	A	TK	SK/YD	TFL/YD	INT	FR	FF	PR	PD		S	A	TK	SK/YD	TFL/YD	INT	FR	FF	PR	PD		TFL/Y															
																								S	A	TK	SK/YD	D	INT	FR	FF	PR	PD						
9/4	at Philadelphia	1	2	3							1											4			4	5	9												
9/14	N.Y. Giants	0	1	1							3		0	1	1							2			3	2	5												
9/21	at Chicago	2	0	2							2		0	1	1							3	1		3	0	3												
9/28	Green Bay	4	1	5		2/-8					1		1	1	2							3			2	3	5												
10/5	at N.Y. Jets	1	2	3							5		0	1	1	1.0/-9						6	1							RESERVE/INJURED									
10/12	at Carolina	1	1	2		1/-9			1		2		1	0	1															RESERVE/INJURED									
10/19	Washington	2	1	3	1.0/-5	1/-2					4		1	0	1	1/-2						5								RESERVE/INJURED									
10/26	at Denver	0	1	1							4		1	0	1							3								RESERVE/INJURED									
11/3	Arizona																																						
11/17	at Las Vegas																																						
11/23	Philadelphia																																						
11/27	Kansas City																																						
12/4	at Detroit																																						
12/14	Minnesota																																						
12/21	L.A. Chargers																																						
12/25	at Washington																																						
1/4	at N.Y. Giants																																						
TOTALS		11	9	20	1.0/-5	4/-19				1	22		4	4	8	1.0/-9	1/-2					26	2		12	10	22												
CAREER TOTALS		11	9	20	1.0/-5	4/-19				1	22		188	86	274	56.5/-3	65/-30	1	5	15	158	22		256	144	400		10/-21	14	4	1	2	24						
													95											4															

INDIVIDUAL GAME-BY-GAME DEFENSE

JACK SANBORN													MAZI SMITH													REDDY STEWARD												
DATE	OPP.	S	A	TK	SK/YD	TFL/YD	INT	FR	FF	PR	PD	TFL/Y										SK/Y																
												S	A	TK	SK/YD	D	INT	FR	FF	PR	PD	S	A	TK	D	TFL/YD	INT	FR	FF	PR	PD							
9/4	at Philadelphia	3	5	8	1/-1			INACTIVE																														
9/14	N.Y. Giants	4	5	9				INACTIVE										2	2	4				1														
9/21	at Chicago	3	5	8				0	1	1											4	3	7	2/-8			1											
9/28	Green Bay	6	5	11							1	1	0	1	1											6	0	6	1/-3									
10/5	at N.Y. Jets	1	1	2														2	1	2	3																	
10/12	at Carolina	INACTIVE/INJURED											INACTIVE										3	2	5				1									
10/19	Washington												1	0	1																							
10/26	at Denver	INACTIVE/INJURED											0	1	1											3	0	3										
11/3	Arizona																																					
11/17	at Las Vegas																																					
11/23	Philadelphia																																					
11/27	Kansas City																																					
12/4	at Detroit																																					
12/14	Minnesota																																					
12/21	L.A. Chargers																																					
12/25	at Washington																																					
1/4	at N.Y. Giants																																					
TOTALS		17	21	38	1/-1						1	1	1	3	4				2	19	9	28	3/-11						1	1	1							
CAREER TOTALS		119	68	187	4.5/-22	15/-31	1				7	6	32	31	63	2.0/-1	6/-11				11	20	9	29	3/-11						2	1	1					
													4																									

JUANYEH THOMAS													SOLOMON THOMAS													JAY TOIA												
DATE	OPP.	S	A	TK	SK/YD	TFL/YD	INT	FR	FF	PR	PD	S	A	TK	SK/YD	TFL/YD	INT	FR	FF	PR	PD	S	A	TK	SK/YD	TFL/YD	INT	FR	FF	PR	PD							
9/4	at Philadelphia											3	2	5		1/-1					2		0	1	1													
9/14	N.Y. Giants											3	4	7						1																		
9/21	at Chicago	2	0	2								0	2	2																								
9/28	Green Bay	1	1	2																2																		
10/5	at N.Y. Jets	4	5	9								1	0	1		1/-4				1	1																	
10/12	at Carolina	2	2	4								1	1	2								1	1	2														
10/19	Washington				INACTIVE/INJURED							1	2	3						1																		
10/26	at Denver				INACTIVE/INJURED							0	1	1																								
11/3	Arizona																																					
11/17	at Las Vegas																																					
11/23	Philadelphia																																					
11/27	Kansas City																																					
12/4	at Detroit																																					
12/14	Minnesota																																					
12/21	L.A. Chargers																																					
12/25	at Washington																																					
1/4	at N.Y. Giants																																					
TOTALS		9	8	17								9	12	21		2/-5				7	1		1	2	3													
CAREER TOTALS		27	17	44							1	5	142	91	233	18.5/-90	35/-121		2	3	58	6	1	2	3													

INDIVIDUAL GAME-BY-GAME SPECIAL TEAMS

		MARKQUESE BELL						ALIJAH CLARK						DAMONE CLARK						JALEN CROPPER					
DATE	OPP.	TKL	AST	TOT	FF	FR	BLK	TKL	AST	TOT	FF	FR	BLK	TKL	AST	TOT	FF	FR	BLK	TKL	AST	TOT	FF	FR	BLK
9/4	at Philadelphia									PRACTICE SQUAD				1	0	1						PRACTICE SQUAD			
9/14	N.Y. Giants									PRACTICE SQUAD												PRACTICE SQUAD			
9/21	at Chicago									PRACTICE SQUAD				1	0	1						PRACTICE SQUAD			
9/28	Green Bay	1	0	1						PRACTICE SQUAD						INACTIVE						PRACTICE SQUAD			
10/5	at N.Y. Jets	0	1	1				1	0	1												PRACTICE SQUAD			
10/12	at Carolina							1	1	2													1		
10/19	Washington																					PRACTICE SQUAD			
10/26	at Denver													1	1	2						PRACTICE SQUAD			
11/3	Arizona																								
11/17	at Las Vegas																								
11/23	Philadelphia																								
11/27	Kansas City																								
12/4	at Detroit																								
12/14	Minnesota																								
12/21	L.A. Chargers																								
12/25	at Washington																								
1/4	at N.Y. Giants																								
TOTALS		1	1	2				2	1	3				3	1	4								1	
CAREER TOTALS		3	1	4				2	1	3				10	3	13								1	

		RYAN FLOURNOY						C.J. GOODWIN						JAMES HOUSTON						SHEMAR JAMES					
DATE	OPP.	TKL	AST	TOT	FF	FR	BLK	TKL	AST	TOT	FF	FR	BLK	TKL	AST	TOT	FF	FR	BLK	TKL	AST	TOT	FF	FR	BLK
9/4	at Philadelphia																					INACTIVE			
9/14	N.Y. Giants	2	0	2				1	2	3												INACTIVE			
9/21	at Chicago													1	0	1						INACTIVE			
9/28	Green Bay							1	0	1				0	1	1						INACTIVE			
10/5	at N.Y. Jets							1	0	1				1	0	1									
10/12	at Carolina													1	0	1									
10/19	Washington	0	1	1				0	1	1				0	1	1				1	1	2			
10/26	at Denver							0	1	1															
11/3	Arizona																								
11/17	at Las Vegas																								
11/23	Philadelphia																								
11/27	Kansas City																								
12/4	at Detroit																								
12/14	Minnesota																								
12/21	L.A. Chargers																								
12/25	at Washington																								
1/4	at N.Y. Giants																								
TOTALS		2	1	3				3	4	7				3	2	5				1	1	2			
CAREER TOTALS		4	1	5				55	21	76	2	1		5	3	8		1		1	1	2			

		MARIST LIUFAU						HUNTER LUEPKE						LUKE SCHOONMAKER						TRENT SIEG					
DATE	OPP.	TKL	AST	TOT	FF	FR	BLK	TKL	AST	TOT	FF	FR	BLK	TKL	AST	TOT	FF	FR	BLK	TKL	AST	TOT	FF	FR	BLK
9/4	at Philadelphia	1	0	1																					
9/14	N.Y. Giants							0	2	2															
9/21	at Chicago																								
9/28	Green Bay	1	0	1				1	0	1				1	0	1									
10/5	at N.Y. Jets							2	0	2										1	0	1			
10/12	at Carolina																								
10/19	Washington	1	0	1				0	1	1															
10/26	at Denver	0	1	1										1	0	1									
11/3	Arizona																								
11/17	at Las Vegas																								
11/23	Philadelphia																								
11/27	Kansas City																								
12/4	at Detroit																								
12/14	Minnesota																								
12/21	L.A. Chargers																								
12/25	at Washington																								
1/4	at N.Y. Giants																								
TOTALS		3	1	4				3	3	6				2	0	2				1	0	1			
CAREER TOTALS		5	3	8				10	13	23				7	2	9				8	3	11			

INDIVIDUAL GAME-BY-GAME SPECIAL TEAMS

		BREVYN SPANN-FORD						REDDY STEWARD						JUANYEH THOMAS					
DATE	OPP.	TKL	AST	TOT	FF	FR	BLK	TKL	AST	TOT	FF	FR	BLK	TKL	AST	TOT	FF	FR	BLK
9/4	at Philadelphia																		
9/14	N.Y. Giants	0	3	3										0	3	3			
9/21	at Chicago	1	0	1										1	0	1			
9/28	Green Bay													0	1	1			1
10/5	at N.Y. Jets	1	1	2										1	0	1			
10/12	at Carolina													INACTIVE/INJURED					
10/19	Washington	1	1	2				0	1	1									
10/26	at Denver	0	1	1				1	1	2				INACTIVE/INJURED					
11/3	Arizona																		
11/17	at Las Vegas																		
11/23	Philadelphia																		
11/27	Kansas City																		
12/4	at Detroit																		
12/14	Minnesota																		
12/21	L.A. Chargers																		
12/25	at Washington																		
1/4	at N.Y. Giants																		
TOTALS		3	6	9				1	2	3				2	4	6			1
CAREER TOTALS		5	7	12				1	2	3				8	9	17	1		2

2025 SNAP COUNT

		9/4 @ PHI	9/14 NYG	9/21 @ CHI	9/28 GB	10/5 @NYJ	10/12 @ CAR	10/19 WAS	10/26 @ DEN	11/3 ARI	11/17 @ LV	11/23 PHI	11/27 KC	12/4 @ DET	12/14 MIN	12/21 LAC	12/25 @WAS	TBD @ NYG	Total Snaps	Pct. Snaps
QB	OFFENSE																			
	Total Plays-Off-Pct	61 - PCT	89 - PCT	74 - PCT	69 - PCT	60 - PCT	55 - PCT	67 - PCT	74 - PCT										549 - PCT	
	4 Dak Prescott	61 - 100.0%	89 - 100.0%	64 - 86.5%	69 - 100.0%	60 - 100.0%	55 - 100.0%	67 - 100.0%	65 - 87.8%										530 - 96.5%	
	10 Joe Milton	0 - 0.0%	0 - 0.0%	10 - 13.5%	0 - 0.0%	0 - 0.0%	0 - 0.0%	0 - 0.0%	9 - 12.2%										19 - 3.5%	
RB	23 Jaydon Blue	INACTIVE	INACTIVE	INACTIVE	INACTIVE	11 - 18.3%	5 - 9.1%	15 - 22.4%	14 - 18.9%										45 - 8.2%	
	24 Miles Sanders	11 - 18.0%	20 - 22.5%	27 - 36.5%	7 - 10.1%	INACTIVE	IR	IR	IR										65 - 11.8%	
	33 Javonte Williams	47 - 77.0%	64 - 71.9%	44 - 59.5%	55 - 79.7%	46 - 76.7%	47 - 85.5%	46 - 68.7%	53 - 71.6%										402 - 73.2%	
	37 Phil Mafah	IR	IR	IR	IR	IR	IR	IR	IR											
	40 Hunter Luepke	8 - 13.1%	14 - 15.7%	9 - 12.2%	17 - 24.6%	20 - 33.3%	15 - 27.3%	11 - 16.4%	13 - 17.6%										107 - 19.5%	
	43 Malik Davis							1 - 1.5%	4 - 5.4%										5 - 0.9%	
WR	1 Jalen Tolbert	27 - 44.3%	58 - 65.2%	65 - 87.8%	56 - 81.2%	46 - 76.7%	50 - 90.9%	33 - 49.3%	14 - 18.9%										349 - 63.6%	
	3 George Pickens	56 - 91.8%	79 - 88.8%	61 - 82.4%	62 - 89.9%	47 - 78.3%	46 - 83.6%	56 - 83.6%	59 - 79.7%										258 - 47.0%	
	9 KaVontae Turpin	28 - 45.9%	14 - 15.7%	49 - 66.2%	42 - 60.9%	INACTIVE	INACTIVE	20 - 29.9%	30 - 40.5%										183 - 33.3%	
	11 Parris Campbell	NOT ON ROSTER	NOT ON ROSTER	NOT ON ROSTER	NOT ON ROSTER	2 - 3.6%													2 - 0.4%	
	16 Jalen Cropper				1 - 1.4%	6 - 10.0%	1 - 1.8%												8 - 1.5%	
	19 Ryan Flournoy	0 - 0.0%	11 - 12.4%	24 - 32.4%	16 - 23.2%	34 - 56.7%	38 - 69.1%	19 - 28.4%	34 - 45.9%										176 - 32.1%	
	81 Jonathan Mingo	IR	IR	IR	IR	IR-DFR	IR-DFR	IR-DFR	INACTIVE											
	83 Jalen Brooks					4 - 6.7%	INACTIVE		NOT ON ROSTER										4 - 0.7%	
	88 CeeDee Lamb	56 - 91.8%	82 - 92.1%	7 - 9.5%	INACTIVE	INACTIVE	INACTIVE	52 - 77.6%	53 - 71.6%										250 - 45.5%	
TE	86 Luke Schoonmaker	15 - 24.6%	26 - 29.2%	27 - 36.5%	19 - 27.5%	33 - 55.0%	20 - 36.4%	22 - 32.8%	29 - 39.2%										191 - 34.8%	
	87 Jake Ferguson	47 - 77.0%	65 - 73.0%	42 - 56.8%	54 - 78.3%	33 - 55.0%	37 - 67.3%	44 - 65.7%	44 - 59.5%										366 - 66.7%	
	89 Brevyn Spann-Ford	10 - 16.4%	11 - 12.4%	15 - 20.3%	15 - 21.7%	20 - 33.3%	10 - 18.2%	15 - 22.4%	23 - 31.1%										119 - 21.7%	
OL	52 Tyler Booker	61 - 100.0%	89 - 100.0%	74 - 100.0%	INACTIVE	INACTIVE	INACTIVE	67 - 100.0%	74 - 100.0%										365 - 66.5%	
	56 Cooper Beebe	61 - 100.0%	73 - 82.0%	IR	IR	IR	IR	IR	IR-DFR										134 - 24.4%	
	60 Tyler Guyton	61 - 100.0%	89 - 100.0%	74 - 100.0%	56 - 81.2%	INACTIVE	55 - 100.0%	67 - 100.0%	71 - 95.9%										473 - 86.2%	
	66 T.J. Bass	0 - 0.0%	1 - 1.1%	0 - 0.0%	69 - 100.0%	60 - 100.0%	55 - 100.0%	1 - 1.5%	9 - 12.2%										195 - 35.5%	
	67 Brock Hoffman	0 - 0.0%	16 - 18.0%	74 - 100.0%	69 - 100.0%	60 - 100.0%	55 - 100.0%	67 - 100.0%	74 - 100.0%										415 - 75.6%	
	69 Ajani Cornelius	INACTIVE	INACTIVE	INACTIVE	INACTIVE	0 - 0.0%	INACTIVE	INACTIVE	INACTIVE										0 - 0.0%	
	71 Nate Thomas	0 - 0.0%	0 - 0.0%	0 - 0.0%	17 - 24.6%	60 - 100.0%	0 - 0.0%	0 - 0.0%	0 - 0.0%										77 - 14.0%	
	73 Tyler Smith	61 - 100.0%	89 - 100.0%	74 - 100.0%	69 - 100.0%	0 - 0.0%	55 - 100.0%	67 - 100.0%	65 - 87.8%										480 - 87.4%	
	75 Hakeem Adeniji	INACTIVE	INACTIVE	INACTIVE	1 - 1.4%	54 - 90.0%	4 - 7.3%	0 - 0.0%	3 - 4.1%										62 - 11.3%	
	76 Trevor Keegan	INACTIVE	INACTIVE	INACTIVE	0 - 0.0%	6 - 10.0%	0 - 0.0%	INACTIVE	IR										6 - 1.1%	
	78 Terence Steele	61 - 100.0%	89 - 100.0%	74 - 100.0%	65 - 94.2%	60 - 100.0%	55 - 100.0%	67 - 100.0%	74 - 100.0%										545 - 99.3%	

		9/4 @ PHI	9/14 NYG	9/21 @ CHI	9/28 GB	10/5 @NYJ	10/12 @ CAR	10/19 WAS	10/26 @ DEN	11/3 ARI	11/17 @ LV	11/23 PHI	11/27 KC	12/4 @ DET	12/14 MIN	12/21 LAC	12/25 @WAS	TBD @ NYG	Total Snaps	Pct. Snaps
DL	Defense																			
	Total Plays-Def-Pct	63 - PCT	67 - PCT	59 - PCT	83 - PCT	82 - PCT	67 - PCT	67 - PCT	63 - PCT										551 - PCT	
	13 Dante Fowler	27 - 42.9%	28 - 41.8%	23 - 39.0%	34 - 41.0%	35 - 42.7%	18 - 26.9%	23 - 34.3%	20 - 31.7%										208 - 37.7%	
LB	41 Donovan Ezeiraku	22 - 34.9%	26 - 38.8%	27 - 45.8%	40 - 48.19%	46 - 56.1%	38 - 56.7%	37 - 55.2%	32 - 50.8%										268 - 48.6%	
	42 Jadeveon Clowney	NOT ON ROSTER	NOT ON ROSTER	INACTIVE	23 - 27.71%	33 - 40.2%	16 - 23.9%	26 - 38.8%	25 - 39.7%										123 - 22.3%	
	53 James Houston	10 - 15.9%	15 - 22.4%	14 - 23.7%	22 - 26.5%	27 - 32.9%	14 - 20.9%	22 - 32.8%	13 - 20.6%										137 - 24.9%	
DB	54 Sam Williams	39 - 61.9%	41 - 61.2%	32 - 54.2%	29 - 34.9%	38 - 46.3%	37 - 55.2%	28 - 41.8%	17 - 27.0%										261 - 47.4%	
	58 Mazi Smith	INACTIVE	INACTIVE	18 - 30.5%	15 - 18.1%	18 - 22.0%	INACTIVE	21 - 31.3%	17 - 27.0%										89 - 16.2%	
	90 Solomon Thomas	26 - 41.3%	28 - 41.8%	29 - 49.2%	33 - 39.8%	45 - 54.9%	25 - 37.3%	34 - 50.7%	29 - 46.0%										249 - 45.2%	
TE	93 Jay Toia	20 - 31.7%	19 - 28.4%	INACTIVE	INACTIVE	INACTIVE	18 - 26.9%	INACTIVE	INACTIVE										57 - 10.3%	
	94 Marshawn Kneeland	30 - 47.6%	27 - 40.3%	26 - 44.1%	25 - 30.1%	INACTIVE	20 - 29.9%	INACTIVE	21 - 33.3%										149 - 27.0%	
	95 Kenny Clark	41 - 65.1%	46 - 68.7%	34 - 57.6%	58 - 69.9%	46 - 56.1%	49 - 73.1%	43 - 64.2%	50 - 79.4%										225 - 40.8%	
OL	97 Osa Odighizuwa	41 - 65.1%	40 - 59.7%	34 - 57.6%	53 - 63.9%	48 - 58.5%	41 - 61.2%	36 - 53.7%	33 - 52.4%										326 - 59.2%	
	98 Payton Turner	IR	IR	IR	IR	IR	IR	IR	IR											
	99 Perrion Winfrey	INACTIVE	IR	IR	IR	IR	IR	IR	IR											
DB	0 DeMarvion Overshown	RESERVE/PUP	RESERVE/PUP	RESERVE/PUP	RESERVE/PUP	RESERVE/PUP	RESERVE/PUP	RESERVE/PUP	RESERVE/DFR											
	18 Damone Clark	42 - 66.7%	20 - 29.9%	14 - 23.7%	INACTIVE	0 - 0.0%	2 - 3.0%	0 - 0.0%	1 - 1.6%										79 - 14.3%	
	32 Buddy Johnson	0 - 0.0%			NOT ON ROSTER	NOT ON ROSTER	NOT ON ROSTER	NOT ON ROSTER	NOT ON ROSTER										0 - 0.0%	
TE	35 Marist Liufau	6 - 9.5%	9 - 13.4%	8 - 13.6%	29 - 34.9%	21 - 25.6%	27 - 40.3%	10 - 14.9%	16 - 25.4%										126 - 22.9%	
	50 Shemar James	INACTIVE	INACTIVE	INACTIVE	26 - 31.3%	60 - 73.2%	60 - 89.6%	66 - 98.5%	60 - 95.2%										272 - 49.4%	
	57 Jack Sanborn	48 - 76.2%	56 - 83.6%	48 - 81.4%	62 - 74.7%	16 - 19.5%	INACTIVE	0 - 0.0%	INACTIVE										230 - 41.7%	
OL	59 Kenneth Murray	63 - 100.0%	67 - 100.0%	59 - 100.0%	78 - 94.0%	82 - 100.0%	67 - 100.0%	67 - 100.0%	63 - 100.0%										546 - 99.1%	
	2 Juanyeh Thomas	0 - 0.0%	1 - 1.5%	9 - 15.3%	51 - 61.4%	82 - 100.0%	61 - 91.0%	INACTIVE	INACTIVE										204 - 37.0%	
	6 Donovan Wilson	63 - 100.0%	67 - 100.0%	53 - 89.8%	83 - 100.0%	77 - 93.9%	63 - 94.0%	65 - 97.0%	INACTIVE										471 - 85.5%	
DB	7 Trevon Diggs	27 - 42.9%	61 - 91.0%	39 - 66.1%	53 - 63.9%	82 - 100.0%	67 - 100.0%	INACTIVE	IR										329 - 59.7%	
	14 Markquese Bell	0 - 0.0%	0 - 0.0%	0 - 0.0%	2 - 2.4%	8 - 9.8%	10 - 14.9%	67 - 100.0%	63 - 100.0%										150 - 27.2%	
	20 Kair Elam	63 - 100.0%	67 - 100.0%	59 - 100.0%	60 - 72.3%	35 - 42.7%	8 - 11.9%	67 - 100.0%	60 - 95.2%										419 - 76.0%	
TE	21 Caelen Carson	IR	IR	IR	IR	IR-DFR	IR-DFR	0 - 0.0%	0 - 0.0%										0 - 0.0%	
	25 Trikweze Bridges	0 - 0.0%	6 - 9.0%	20 - 33.9%	0 - 0.0%	0 - 0.0%	0 - 0.0%	53 - 79.1%	48 - 76.2%										127 - 23.0%	
	26 DaRon Bland	63 - 100.0%	INACTIVE	INACTIVE	53 - 63.9%	79 - 96.3%	67 - 100.0%	67 - 100.0%	62 - 98.4%										0 - 0.0%	
OL	27 Reddy Steward	0 - 0.0%	47 - 70.1%	47 - 79.7%	55 - 66.3%	26 - 31.7%	29 - 43.3%	0 - 0.0%	29 - 46.0%										204 - 37.0%	
	28 Malik Hooker	63 - 100.0%	66 - 98.5%	56 - 94.9%	30 - 36.1%	IR	IR	IR	IR										215 - 39.0%	
	29 C.J. Goodwin	0 - 0.0%	0 - 0.0%	0 - 0.0%	0 - 0.0%	0 - 0.0%	0 - 0.0%	0 - 0.0%	0 - 0.0%										0 - 0.0%	
DB	30 Robert Rochell		0 - 0.0%	0 - 0.0%															0 - 0.0%	
	31 Josh Butler	RESERVE/PUP	RESERVE/PUP	RESERVE/PUP	RESERVE/PUP	RESERVE/PUP	RESERVE/PUP	RESERVE/PUP	RESERVE/PUP											
	34 Shavon Revel	RESERVE/NFI	RESERVE/NFI	RESERVE/NFI	RESERVE/NFI	RESERVE/NFI	RESERVE/NFI	RESERVE/NFI	RESERVE/NFI										0 - 0.0%	
TE	36 Corey Ballentine																		0 - 0.0%	
	38 Alijah Clark					0 - 0.0%	0 - 0.0%	5 - 7.5%	33 - 52.4%										38 - 6.9%	
	48 Zion Childress		0 - 0.0%	0 - 0.0%	NOT ON ROSTER	NOT ON ROSTER	NOT ON ROSTER	NOT ON ROSTER											0 - 0.0%	

|--|--|

2024/2025 STATISTICAL COMPARISON

COWBOYS OFFENSE	2025	2024	DIFFERENCE
Wins	3	3	0
Losses	4	5	-1
Points Scored	246	171	75
Touchdowns	28	16	12
Field Goals Made	16	20	-4
Field Goals Attempted	16	22	-6
Field Goal Percentage	100.0%	90.9%	9.1%
Third Down Efficiency	43.2%	37.9%	5.3%
Net Yards per Game	384.1	336.1	48.0
<i>NFL Rank -- Net Yds. per Game</i>	2	14	-12
Average Plays per Game	64.4	65.0	-0.6
Average Yards per Play	6.0	5.2	0.8
Rushing Yards per Game	120.4	82.0	38.4
<i>NFL Rank -- Rush Yds. per Game</i>	8	31	-23
Average Yards per Rush	4.7	3.8	0.9
Rushing Attempts per Game	25.8	21.6	4.1
Rushing Touchdowns	10	3	7
Net Passing Yards per Game	263.8	254.1	9.6
<i>NFL Rank -- Net Pass Yds. per Game</i>	1	3	-2
Yards per Pass Attempt	7.3	6.6	0.7
Passing Attempts	299	326	-27
Passing Completions	210	207	3
Completion Percentage	70.2%	63.5%	6.7%
Passing Touchdowns	17	12	5
Interceptions Thrown	6	9	-3
Sacks Allowed	10	21	-11
Fumbles	7	12	-5
Fumbles Lost	2	4	-2
Penalties	67	62	5
Penalty Yards	555	446	109
Gross Punting Average	47.2	49.7	-2.5
Net Punting Average	45.0	42.8	2.3
Punt Return Average	7.6	16.2	-8.6
Kickoff Return Average	24.4	30.9	-6.5

COWBOYS DEFENSE (OPPONENT)	2025	2024	DIFFERENCE
Points Allowed	250	225	25
Total Touchdowns Allowed	30	26	4
Field Goals Made	13	15	-2
Field Goals Attempted	13	16	-3
Field Goal Percentage	100.0%	93.8%	6.3%
Third Down Efficiency	52.4%	35.4%	17.1%
Net Yards per Game	404.6	364.8	39.9
<i>NFL Rank -- Net Yds. per Game</i>	31	26	5
Average Plays per Game	65.1	61.8	3.4
Average Yards per Play	6.2	5.9	0.3
Rushing Yards per Game	146.0	147.8	-1.8
<i>NFL Rank -- Rush Yds. per Game</i>	29	27	2
Average Yards per Rush	4.9	4.6	0.3
Rushing Attempts per Game	29.9	31.9	-2.0
Rushing Touchdowns Allowed	10	13	-3
Net Passing Yards per Game	258.6	217.0	41.6
<i>NFL Rank -- Net Pass Yds. per Game</i>	32	18	14
Yards per Pass Attempt	8.2	8.3	-0.1
Passing Attempts	267	221	46
Passing Completions	183	148	35
Completion Percentage	68.5%	67.0%	1.6%
Passing Touchdowns Allowed	20	13	7
Interceptions	4	4	0
Sacks	15	18	-3
Fumbles Caused	6	9	-3
Fumbles Recovered	3	2	1
Penalties	70	62	8
Penalty Yards	642	456	186
Gross Punting Average	47.2	46.7	0.5
Net Punting Average	40.0	40.1	-0.1
Punt Return Average	10.0	13.0	-3.0
Kickoff Return Average	25.5	25.0	0.5

Bold indicates Cowboys improvement

GAME-BY-GAME STARTERS AND INACTIVES

2025 REGULAR SEASON

OFFENSE

DATE	OPPONENT	WR	LT	LG	C	RG	RT	TE	QB	RB	FB	WR	WR
9/4	at Philadelphia	G. Pickens	T. Guyton	T. Smith	C. Beebe	<u>T. Booker</u>	T. Steele	J. Ferguson	D. Prescott	J. Williams		J. Tolbert	C. Lamb
9/14	N.Y. Giants	G. Pickens	T. Guyton	T. Smith	C. Beebe	<u>T. Booker</u>	T. Steele	J. Ferguson	D. Prescott	J. Williams		J. Tolbert	C. Lamb
9/21	at Chicago	G. Pickens	T. Guyton	T. Smith	B. Hoffman	<u>T. Booker</u>	T. Steele	L. Schoonmaker	D. Prescott	J. Williams	H. Luepke		C. Lamb
9/28	Green Bay	G. Pickens	T. Guyton	T. Smith	B. Hoffman	<u>T. Bass</u>	T. Steele	J. Ferguson	D. Prescott	J. Williams		K. Turpin	J. Tolbert
10/5	at N.Y. Jets	G. Pickens	N. Thomas	H. Adeniji	B. Hoffman	<u>T. Bass</u>	T. Steele	J. Ferguson	D. Prescott	J. Williams		J. Tolbert	R. Flournoy
10/12	at Carolina	G. Pickens	T. Guyton	T. Smith	B. Hoffman	<u>T. Bass</u>	T. Steele	L. Schoonmaker	D. Prescott	J. Williams	B. Spann-Ford		J. Tolbert
10/19	Washington	G. Pickens	T. Guyton	T. Smith	B. Hoffman	<u>T. Booker</u>	T. Steele	J. Ferguson	D. Prescott	J. Williams		K. Turpin	C. Lamb
10/26	at Denver	G. Pickens	T. Guyton	T. Smith	B. Hoffman	<u>T. Booker</u>	T. Steele	L. Schoonmaker	D. Prescott	J. Williams	B. Spann-Ford		C. Lamb
11/3													
11/17													
11/23													
11/27													
12/4													
12/14													
12/21													
12/25													
1/4													

2025 REGULAR SEASON

DEFENSE

DATE	OPPONENT	DE	DT	DT	DE	LB	LB	LB	CB	NCB	CB	S	S
9/4	at Philadelphia	D. Fowler	O. Odighizuwa	Ke. Clark	S. Williams	K. Murray	J. Sanborn	Da. Clark	D. Bland		K. Elam	M. Hooker	D. Wilson
9/14	N.Y. Giants	D. Fowler	O. Odighizuwa	K. Clark	S. Williams	K. Murray	J. Sanborn		T. Diggs	R. Steward	K. Elam	M. Hooker	D. Wilson
9/21	at Chicago	D. Fowler	O. Odighizuwa	Ke. Clark	S. Williams	K. Murray	J. Sanborn	Da. Clark	T. Diggs		K. Elam	M. Hooker	D. Wilson
9/28	Green Bay	D. Fowler	O. Odighizuwa	K. Clark	M. Kneeland	K. Murray	J. Sanborn	M. Liufau	D. Bland		K. Elam	M. Hooker	D. Wilson
10/5	at N.Y. Jets	D. Fowler	O. Odighizuwa	K. Clark	S. Williams	K. Murray	J. Sanborn	M. Liufau	D. Bland		T. Diggs	J. Thomas	D. Wilson
10/12	at Carolina	D. Fowler	O. Odighizuwa	K. Clark	M. Kneeland	<u>S. James</u>	K. Murray	M. Liufau	D. Bland		T. Diggs	J. Thomas	D. Wilson
10/19	Washington	D. Fowler	O. Odighizuwa	K. Clark	S. Williams	<u>S. James</u>	K. Murray	M. Liufau	D. Bland		K. Elam	M. Bell	D. Wilson
10/26	at Denver	D. Fowler	O. Odighizuwa	Ke. Clark	M. Kneeland	<u>S. James</u>	K. Murray		K. Elam	D. Bland	<u>T. Bridges</u>	M. Bell	<u>Al. Clark</u>
11/3													
11/17													
11/23													
11/27													
12/4													
12/14													
12/21													
12/25													
1/4													

Rookies underlined.

2025 REGULAR SEASON INACTIVES

DATE	OPPONENT	1	2	3	4	5	6	7
9/4	at Philadelphia	H. Adeniji	<u>J. Blue</u>	<u>A. Cornelius</u>	<u>S. James</u>	T. Keegan	M. Smith	P. Winfrey-I
9/14	N.Y. Giants	H. Adeniji	D. Bland-I	<u>J. Blue</u>	<u>A. Cornelius</u>	<u>S. James</u>	T. Keegan	M. Smith
9/21	at Chicago	D. Bland-I	<u>J. Blue</u>	J. Clowney	<u>A. Cornelius</u>	<u>S. James</u>	T. Keegan	<u>J. Toia</u>
9/28	Green Bay	<u>J. Blue</u>	<u>T. Booker-I</u>	D. Clark	<u>A. Cornelius</u>	C. Lamb-I	<u>J. Toia</u>	
10/5	at N.Y. Jets	<u>T. Booker-I</u>	T. Guyton-I	M. Kneeland-I	C. Lamb-I	M. Sanders-I	<u>J. Toia</u>	K. Turpin-I
10/12	at Carolina	<u>T. Booker-I</u>	<u>A. Cornelius-I</u>	C. Lamb-I	J. Sanborn-I	M. Smith	K. Turpin-I	
10/19	Washington	<u>A. Cornelius-I</u>	T. Diggs-I	T. Keegan-I	M. Kneeland-I	J. Thomas-I	<u>J. Toia</u>	
10/26	at Denver	<u>A. Cornelius-I</u>	J. Mingo	J. Sanborn-I	J. Thomas-I	<u>J. Toia</u>	D. Wilson-I	
11/3	Arizona							
11/17	at Las Vegas							
11/23	Philadelphia							
11/27	Kansas City							
12/4	at Detroit							
12/14	Minnesota							
12/21	L.A. Chargers							
12/25	at Washington							
1/4	at N.Y. Giants							

Underline denotes rookie, "I" denotes injury, "*" denotes QB3

GAME-BY-GAME ELEVATIONS

Date	Opponent	ELEVATIONS	
9/4	@ Philadelphia	WR, Ryan Flourney	LB, Buddy Johnson
9/14	N.Y. Giants	CB, Zion Childress	CB, Robert Rochell
9/21	@ Chicago	CB, Zion Childress	CB, Robert Rochell
9/28	Green Bay	WR, Jalen Cropper	
10/5	@ N.Y. Jets	WR, Jalen Brooks	WR, Jalen Cropper
10/12	@ Carolina	WR, Parris Campbell	
10/19	Washington	RB, Malik Davis	
10/26	@ Denver	DB, Corey Ballentine	RB, Malik Davis
11/3	Arizona		
11/17	@ Las Vegas		
11/23	Philadelphia		
11/27	Kansas City		
12/4	@ Detroit		
12/14	Minnesota		
12/21	LA Chargers		
12/25	@ Washington		
TBD	@ N.Y. Giants		

BIG RUN PLAYS (10+ YARDS)

DATE	OPPONENT	QTR	COWBOYS	YARDS	DOWN	RESULT	QTR	OPPONENTS	YARDS	DOWN	RESULT
9/4	at Philadelphia	1	Javonte Williams	11	2-10-PHI 12	TD	1	Saquon Barkley	16	2-3-PHI 48	TD
		3	Miles Sanders	49	2-10-DAL 40	FUM	1	Will Shipley	20	1-10-DAL 25	TD
							2	Jalen Hurts	15	3-5-DAL 24	TD
9/14	N.Y. Giants	3	Javonte Williams	30t	1-10-NYG 30	TD	2	Saquon Barkley	10t	2-5-DAL 10	TD
		4	Javonte Williams	13	1-10-NYG 22	TD	3	Saquon Barkley	12	2-7-PHI 42	FG
		5	Javonte Williams	19	2-29-DAL 19	Punt	4	Cam Skattebo	24	1-10-DAL 25	TD
9/21	at Chicago	5	Dak Prescott	14	2-9-NYG 42	FG	4	Russell Wilson	15	2-10-NYG 37	TD
		1	Javonte Williams	22	2-3- 50	FUM	2	Olamide Zaccheaus	12	1-10-DAL 23	FG
							3	D'Andre Swift	11	1-10-CHI 24	TD
9/28	Green Bay	3	Ryan Flourney	12	1-10-GB 35	TD	3	Josh Jacobs	19	1-10-DAL 38	TD
		4	Javonte Williams	13	2-4-GB 16	TD	4	Jordan Love	25	3-2-GB 38	TD
		5	Javonte Williams	11	1-10-DAL 20	FG	4	Josh Jacobs	18t	2-7-DAL 18	TD
10/5	at N.Y. Jets	4	Javonte Williams	14	1-10-DAL 19	TD	4	Josh Jacobs	14	1-10-DAL 29	TD
		2	Javonte Williams	11	1-10-NYJ 16	TD	5	Emanuel Wilson	13	2-1-GB 47	FG
		2	Javonte Williams	66	1-10-DAL 33	TD	1	Breece Hall	22	3-1-DAL 43	FG
10/12	at Carolina	3	Ryan Flourney	10	1-10-DAL 47	TD	1	Breece Hall	16	1-10-NYJ 26	Punt
							2	Breece Hall	21	1-10-NYJ 33	FUM
							2	Breece Hall	10	1-10-DAL 23	FUM
10/19	Washington						3	Breece Hall	17	1-10-NYJ 24	Punt
		2	Javonte Williams	33	1-10-WAS 35	TD	4	Breece Hall	16	1-10-NYJ 31	Downs
		3	Javonte Williams	17	2-2-WAS 47	TD	4	Justin Fields	11	2-1-DAL 33	TD
10/26	at Denver						1	Rico Dowdle	12	1-10-DAL 46	FG
		2	Jaydon Blue	14	1-5-DAL 46	TD	2	Rico Dowdle	11	1-10-CAR 35	TD
							2	Rico Dowdle	12	1-10-DAL 32	TD
11/27	Kansas City						3	Jimmy Horn Jr.	11	2-3-CAR 42	TD
							4	Rico Dowdle	15	2-3-DAL 29	TD
							4	Trevor Etienne	11	1-10-DAL 23	FG
11/3	Arizona						2	Jayden Daniels	14	1-10-WAS 44	TD
							2	Jeremy McNichols	19	2-3-DAL 20	TD
							3	Marcus Mariota	25	1-10-WAS 47	TD
11/17	at Las Vegas						1	RJ Harvey	40t	2-10-DAL 40	TD
							1	J.K. Dobbins	21	1-10-DAL 46	TD
							2	J.K. Dobbins	15	2-6-DEN 32	TD
11/23	Philadelphia						3	J.K. Dobbins	25	1-10-DAL 46	FG
							4	J.K. Dobbins	15	1-10-DEN 45	TD
12/4	at Detroit										
12/14	Minnesota										
12/21	L.A. Chargers										
12/25	at Washington										
1/4	at N.Y. Giants										
TOTALS			17 - 359 (21.1), 1 TDS					35 - 583 (16.7), 3 TDS			

BIG PASS PLAYS (20+ YARDS)

DATE	OPPONENT	QTR	COWBOYS	YARDS	DOWN	RESULT	QTR	OPPONENTS	YARDS	DOWN	RESULT
9/4	at Philadelphia	1	Dak Prescott -> CeeDee Lamb	32	3-1-PHI 33	TD	2	Jalen Hurts -> Jahan Dotson	51	3-6-PHI 23	TD
		1	Dak Prescott -> CeeDee Lamb	26	3-2-DAL 41	TD					
9/14	N.Y. Giants	2	Dak Prescott -> CeeDee Lamb	33	2-6-DAL 29	FG	1	Russell Wilson -> Wan'Dale Robinson	50	3-24-NYG 48	FG
		4	Dak Prescott -> CeeDee Lamb	25	2-11-DAL 36	TD	1	Russell Wilson -> Malik Nabers	28	3-1-NYG 40	FG
		5	Dak Prescott -> George Pickens	27	1-10-DAL 30	FG	2	Russell Wilson -> Wan'Dale Robinson	25	1-10-NYG 46	TD
							2	Russell Wilson -> Malik Nabers	29t	1-10-DAL 29	TD
							3	Russell Wilson -> Darius Slayton	52	1-10-NYG 33	FG
							4	Russell Wilson -> Wan'Dale Robinson	32t	4-4-DAL 32	TD
							4	Russell Wilson -> Malik Nabers	48t	1-10-DAL 48	TD
9/21	at Chicago	2	Dak Prescott -> George Pickens	21	2-6-CHI 42	TD	1	Caleb Williams -> Colston Loveland	31	1-10-CHI 32	TD
		3	Dak Prescott -> KaVontae Turpin	27	1-10-DAL 34	INT	1	Caleb Williams -> Rome Odunze	35t	3-8-DAL 35	TD
		4	Dak Prescott -> KaVontae Turpin	37	1-10-DAL 49	INT	1	Caleb Williams -> Luther Burden III	65t	1-10-CHI 35	TD
		4	Joe Milton -> George Pickens	24	1-10-DAL 32	INT	2	Caleb Williams -> D'Andre Swift	41	3-9-CHI 36	FG
							2	Caleb Williams -> Luther Burden III	29	1-10-DAL 39	TD
9/28	Green Bay	2	Dak Prescott -> George Pickens	28	1-10-GB 29	TD	1	Jordan Love -> Matthew Golden	46	3-9-GB 32	TD
		4	Dak Prescott -> George Pickens	28t	1-10-GB 28	TD	1	Jordan Love -> Emanuel Wilson	25	1-10-GB 32	TD
		5	Dak Prescott -> George Pickens	22	3-5-DAL 36	FG	2	Jordan Love -> Josh Jacobs	28	2-19-DAL 29	TD
		5	Dak Prescott -> Jalen Tolbert	34	2-7-GB 39	FG	4	Jordan Love -> Josh Jacobs	25	1-10-GB 26	FG
10/5	at N.Y. Jets	1	Dak Prescott -> Ryan Flourney	40	3-5-DAL 40	FG	3	Justin Fields -> Garrett Wilson	25	1-10-NYJ 26	FG
		2	Dak Prescott -> Jake Ferguson	26t	1-10-NYJ 26	TD					
		2	Dak Prescott -> Ryan Flourney	46	1-10-DAL 38	TD					
		3	Dak Prescott -> George Pickens	43t	1-10-NYJ 43	TD					
10/12	at Carolina	1	Dak Prescott -> George Pickens	31	2-5-CAR 39	FG	1	Bryce Young -> Mitchell Evans	21	2-1-CAR 33	FG
		3	Dak Prescott -> George Pickens	34t	3-2-CAR 34	TD	3	Bryce Young -> Jimmy Horn Jr.	34	1-10-CAR 20	TD
		4	Dak Prescott -> George Pickens	45	3-5-DAL 35	FG	3	Bryce Young -> Rico Dowdle	36t	1-10-DAL 36	TD
10/19	Washington	1	Dak Prescott -> George Pickens	24	1-10-DAL 40	FG	1	Jayden Daniels -> Chris Moore	44	1-10-WAS 47	TD
		1	Dak Prescott -> CeeDee Lamb	74t	1-10-DAL 26	TD	2	Jayden Daniels -> Jaylin Lane	35	3-6-WAS 14	Downs
		2	Dak Prescott -> George Pickens	44	2-17-DAL 21	TD	4	Marcus Mariota -> Zach Ertz	27	2-10-WAS 28	Downs
10/26	at Denver	1	Dak Prescott -> CeeDee Lamb	29	2-1-DEN 32	FG	1	Bo Nix -> Troy Franklin	26	3-2-DEN 34	TD
		4	Joe Milton -> Jalen Tolbert	35t	2-10-DEN 35	TD	1	Bo Nix -> Troy Franklin	25t	1-20-DAL 25	TD
							2	Bo Nix -> Pat Bryant	24t	2-2-DAL 24	TD
							4	Bo Nix -> Courtland Sutton	39	2-12-DEN 40	TD
11/27	Kansas City										
11/3	Arizona										
11/17	at Las Vegas										
11/23	Philadelphia										
12/4	at Detroit										
12/14	Minnesota										
12/21	L.A. Chargers										
12/25	at Washington										
1/4	at N.Y. Giants										
TOTALS			25 - 835 (33.4), 6 TDS				28 - 976 (34.9), 8 TDS				

BIG RUN AND PASS PLAYS (20+ YARDS)

DATE	OPPONENT	QTR	COWBOYS	RUN	PASS	DOWN	RESULT	QTR	OPPONENTS	RUN	PASS	DOWN	RESULT
9/4	at Philadelphia	1	D. Prescott -> C. Lamb	32	3-1-PHI	33	TD	1	W. Shipley run	20	1-10-DAL	25	TD
		1	D. Prescott -> C. Lamb	26	3-2-DAL	41	TD	2	J. Hurts -> J. Dotson	51	3-6-PHI	23	TD
		3	M. Sanders run	49	2-10-DAL	40	FUM						
9/14	N.Y. Giants	2	D. Prescott -> C. Lamb	33	2-6-DAL	29	FG	1	R. Wilson -> W. Robinson	50	3-24-NYG	48	FG
		3	J. Williams run	30t	1-10-NYG	30	TD	1	R. Wilson -> M. Nabers	28	3-1-NYG	40	FG
		4	D. Prescott -> C. Lamb	25	2-11-DAL	36	TD	2	R. Wilson -> W. Robinson	25	1-10-NYG	46	TD
		5	D. Prescott -> G. Pickens	27	1-10-DAL	30	FG	2	R. Wilson -> M. Nabers	29t	1-10-DAL	29	TD
								3	R. Wilson -> D. Slayton	52	1-10-NYG	33	FG
								4	C. Skattebo run	24	1-10-DAL	25	TD
								4	R. Wilson -> W. Robinson	32t	4-4-DAL	32	TD
								4	R. Wilson -> M. Nabers	48t	1-10-DAL	48	TD
9/21	at Chicago	1	J. Williams run	22	2-3-	50	FUM	1	C. Williams -> C. Loveland	31	1-10-CHI	32	TD
		2	D. Prescott -> G. Pickens	21	2-6-CHI	42	TD	1	C. Williams -> R. Odunze	35t	3-8-DAL	35	TD
		3	D. Prescott -> K. Turpin	27	1-10-DAL	34	INT	1	C. Williams -> L. Burden III	65t	1-10-CHI	35	TD
		4	D. Prescott -> K. Turpin	37	1-10-DAL	49	INT	2	C. Williams -> D. Swift	41	3-9-CHI	36	FG
		4	J. Milton -> G. Pickens	24	1-10-DAL	32	INT	2	C. Williams -> L. Burden III	29	1-10-DAL	39	TD
9/28	Green Bay	2	D. Prescott -> G. Pickens	28	1-10-GB	29	TD	1	J. Love -> M. Golden	46	3-9-GB	32	TD
		4	D. Prescott -> G. Pickens	28t	1-10-GB	28	TD	1	J. Love -> E. Wilson	25	1-10-GB	32	TD
		5	D. Prescott -> G. Pickens	22	3-5-DAL	36	FG	2	J. Love -> J. Jacobs	28	2-19-DAL	29	TD
		5	D. Prescott -> J. Tolbert	34	2-7-GB	39	FG	4	J. Love run	25	3-2-GB	38	TD
								4	J. Love -> J. Jacobs	25	1-10-GB	26	FG
10/5	at N.Y. Jets	1	D. Prescott -> R. Flournoy	40	3-5-DAL	40	FG	1	B. Hall run	22	3-1-DAL	43	FG
		2	D. Prescott -> J. Ferguson	26t	1-10-NYJ	26	TD	2	B. Hall run	21	1-10-NYJ	33	FUM
		2	D. Prescott -> R. Flournoy	46	1-10-DAL	38	TD	3	J. Fields -> G. Wilson	25	1-10-NYJ	26	FG
		2	J. Williams run	66	1-10-DAL	33	TD						
		3	D. Prescott -> G. Pickens	43t	1-10-NYJ	43	TD						
10/12	at Carolina	1	D. Prescott -> G. Pickens	31	2-5-CAR	39	FG	1	B. Young -> M. Evans	21	2-1-CAR	33	FG
		3	D. Prescott -> G. Pickens	34t	3-2-CAR	34	TD	3	B. Young -> J. Horn Jr.	34	1-10-CAR	20	TD
		4	D. Prescott -> G. Pickens	45	3-5-DAL	35	FG	3	B. Young -> R. Dowdle	36t	1-10-DAL	36	TD
10/19	Washington	1	D. Prescott -> G. Pickens	24	1-10-DAL	40	FG	1	J. Daniels -> C. Moore	44	1-10-WAS	47	TD
		1	D. Prescott -> C. Lamb	74t	1-10-DAL	26	TD	2	J. Daniels -> J. Lane	35	3-6-WAS	14	Downs
		2	D. Prescott -> G. Pickens	44	2-17-DAL	21	TD	3	M. Mariota run	25	1-10-WAS	47	TD
		2	J. Williams run	33	1-10-WAS	35	TD	4	M. Mariota -> Z. Ertz	27	2-10-WAS	28	Downs
10/26	at Denver	1	D. Prescott -> C. Lamb	29	2-1-DEN	32	FG	1	B. Nix -> T. Franklin	26	3-2-DEN	34	TD
		4	J. Milton -> J. Tolbert	35t	2-10-DEN	35	TD	1	R. Harvey run	40t	2-10-DAL	40	TD
								1	J. Dobbins run	21	1-10-DAL	46	TD
								1	B. Nix -> T. Franklin	25t	1-20-DAL	25	TD
								2	B. Nix -> P. Bryant	24t	2-2-DAL	24	TD
								3	J. Dobbins run	25	1-10-DAL	46	FG
								4	B. Nix -> C. Sutton	39	2-12-DEN	40	TD
TOTALS		30 - 1,035 (34.5), 7 TDS (5 RUNS, 1 TD, 25 PASSES, 6 TDS)						37 - 1,199 (32.4), 9 TDS (9 RUNS, 1 TD, 28 PASSES, 8 TDS)					

BIG RETURNS: 30+ KO/10+ PUNT/10+ BLK KR/20+ INT/10+ FUM

DATE	OPPONENT	QTR	RETURN	COWBOYS	YARDS	DOWN	RESULT	QTR	RETURN	OPPONENTS YARDS	DOWN	RESULT
9/4	at Philadelphia			NONE						NONE		
9/14	N.Y. Giants	1	KO	J. Tolbert	30	50	FG	4	KO	T. Tracy Jr. 30	NYG 35	TD
								4	KO	T. Tracy Jr. 30	NYG 35	TD
								5	Punt	G. Olszewski 21	NYG 34	Punt
9/21	at Chicago	2	Punt	K. Turpin	19	DAL 43	Punt	2	Punt	D. Duvernay 19	CHI 29	Punt
		4	KO	K. Turpin	31	CHI 27	INT	3	Punt	D. Duvernay 12	CHI 24	Punt
9/28	Green Bay	3	KO	K. Turpin	30	GB 24	Punt	1	KO	B. Melton 30	GB 35	TD
		4	KO	K. Turpin	45	DAL 35	TD	4	KO	B. Melton 30	GB 35	TD
10/5	at N.Y. Jets	3	KO	J. Blue	32	NYJ 24	Punt	2	Punt	A. Williams 17	NYJ 33	Punt
								4	Punt	A. Williams 15	NYJ 31	Punt
10/12	at Carolina	1	INT	D. Wilson	21	CAR 12	INT			NONE		
		3	Punt	J. Cropper	10	DAL 27	Punt					
10/19	Washington	1	KO	K. Turpin	30	DAL 35	TD	1	KO	L. McCaffrey 34	DAL 1	Punt
		3	INT	D. Bland	68t	DAL 35	TD	1	KO	L. McCaffrey 30	50	FUM
								3	KO	L. McCaffrey 41	WAS 35	TD
10/26	at Denver	2	KO	K. Turpin	33	DEN 10	Punt	1	Punt	M. Mims Jr. 13	DEN 38	Punt
								2	Punt	M. Mims Jr. 13	DEN 28	Punt
								3	KO	M. Mims Jr. 46	DEN 35	FG
								4	INT	D. Tillman 36	DEN 45	INT
11/3	Arizona											
11/17	at Las Vegas											
11/23	Philadelphia											
11/27	Kansas City											
12/4	at Detroit											
12/14	Minnesota											
12/21	L.A. Chargers											
12/25	at Washington											
1/4	at N.Y. Giants											
TOTALS				11 - 349 (31.7), 1 TDS						16 - 417 (26.1), 0 TDS		

SCORING DRIVES

DATE	OPPONENT	Q	TIME	PLAYS	YARDS	SCORING PLAY	DAL	OPP	Q	TIME	PLAYS	YARDS	SCORING PLAY	DAL	OPP
9/4	at Philadelphia	1	3:11	6	53	J. Williams: 1 run	7	0	1	5:54	10	70	J. Hurts: 4 run	7	7
		2	5:59	9	88	J. Williams: 1 run	14	7	2	8:10	12	65	J. Hurts: 8 run	14	14
		2	4:12	10	46	B. Aubrey: 41 FG	17	14	2	1:43	8	81	S. Barkley: 10 run	17	21
		2	0:51	7	53	B. Aubrey: 53 FG	20	21	3	6:30	10	32	J. Elliott: 58 FG	20	24
9/14	N.Y. Giants	2	3:49	8	42	B. Aubrey: 51 FG	3	6	1	8:49	16	60	G. Gano: 38 FG	0	3
		2	3:26	8	64	K. Turpin: 10 pass from D. Prescott	10	13	1	3:42	8	55	G. Gano: 33 FG	0	6
		3	3:00	6	90	J. Williams: 30 run	17	13	2	2:48	5	70	M. Nabers: 29 pass from R. Wilson	3	13
		4	6:25	11	56	B. Aubrey: 44 FG	20	16	3	1:42	5	52	G. Gano: 33 FG	17	16
		4	5:53	10	85	M. Sanders: 4 run	27	23	4	2:06	4	60	C. Skattebo: 1 run	20	23
		4	1:52	11	71	G. Pickens: 6 pass from D. Prescott	34	30	4	3:30	7	63	W. Robinson: 32 pass from R. Wilson	27	30
		4	0:25	4	21	B. Aubrey: 64 FG	37	37	4	0:27	3	63	M. Nabers: 48 pass from R. Wilson	34	37
		OT	2:00	4	42	B. Aubrey: 46 FG	40	37							
9/21	at Chicago	1	6:14	11	46	B. Aubrey: 53 FG	3	7	1	1:56	5	76	R. Odunze: 35 pass from C. Williams	0	7
		2	5:21	10	50	B. Aubrey: 33 FG	6	14	1	0:11	1	65	L. Burden III: 65 pass from C. Williams	3	14
		2	4:12	7	57	G. Pickens: 2 pass from D. Prescott	14	14	2	3:42	8	54	C. Santos: 30 FG	14	17
									2	2:00	7	71	C. Kmet: 10 pass from C. Williams	14	24
9/28	Green Bay								3	9:54	19	76	D. Moore: 4 pass from C. Williams	14	31
		2	5:09	11	95	D. Prescott: 2 run	7	13	1	4:58	8	69	R. Doubs: 2 pass from J. Love	0	7
		2	0:04	1	15	G. Pickens: 15 pass from D. Prescott	14	13	2	5:41	9	68	R. Doubs: 1 pass from J. Love	0	13
		3	6:34	12	80	J. Ferguson: 8 pass from D. Prescott	21	20	3	5:25	9	76	J. Jacobs: 1 run	14	20
		4	6:49	14	77	J. Williams: 1 run	28	27	4	3:55	8	70	J. Jacobs: 18 run	21	27
		4	1:02	4	54	G. Pickens: 28 pass from D. Prescott	35	34	4	3:05	10	80	R. Doubs: 15 pass from J. Love	28	34
		OT	5:20	10	76	B. Aubrey: 22 FG	38	37	4	0:43	7	39	B. McManus: 53 FG	35	37
									OT	4:40	13	64	B. McManus: 34 FG	38	40
10/5	at N.Y. Jets	1	2:46	7	49	B. Aubrey: 35 FG	3	3	1	7:17	13	66	N. Folk: 25 FG	0	3
		2	6:10	13	90	J. Ferguson: 26 pass from D. Prescott	10	3	3	3:36	6	44	N. Folk: 48 FG	30	6
		2	1:21	7	91	J. Williams: 5 run	17	3	4	4:13	10	78	A. Beck: 1 pass from J. Fields	30	14
		2	0:14	2	67	J. Ferguson: 1 pass from D. Prescott	23	3	4	2:49	11	70	G. Wilson: 9 pass from J. Fields	37	22
		3	0:43	2	53	G. Pickens: 43 pass from D. Prescott	30	3							
10/12	at Carolina	4	3:25	8	46	J. Williams: 4 pass from D. Prescott	37	14							
		1	4:20	10	68	B. Aubrey: 23 FG	3	3	1	4:09	8	63	R. Fitzgerald: 31 FG	0	3
		2	2:09	4	12	H. Luepke: 3 pass from D. Prescott	10	3	2	3:27	6	65	T. McMillan: 19 pass from B. Young	10	10
		2	7:50	13	77	J. Ferguson: 19 pass from D. Prescott	17	10	2	3:19	9	29	R. Fitzgerald: 55 FG	17	13
		3	2:50	6	73	G. Pickens: 34 pass from D. Prescott	24	20	3	1:41	4	80	R. Dowdle: 36 pass from B. Young	17	20
10/19	Washington	4	3:00	10	61	B. Aubrey: 28 FG	27	27	4	5:18	10	65	T. McMillan: 2 pass from B. Young	24	27
									4	6:07	15	71	R. Fitzgerald: 33 FG	27	30
		1	1:55	5	66	J. Williams: 2 run	7	0	1	3:45	7	65	Z. Ertz: 5 pass from J. Daniels	7	8
		1	1:24	5	31	B. Aubrey: 47 FG	10	8	2	1:11	7	68	J. Daniels: 1 run	20	15
		1	0:11	1	74	C. Lamb: 74 pass from D. Prescott	17	8	3	2:56	7	53	C. Rodriguez Jr.: 3 run	41	22
		2	3:34	8	11	B. Aubrey: 61 FG	20	8							
		2	0:35	4	72	J. Ferguson: 2 pass from D. Prescott	27	15							
		3	4:03	9	55	J. Ferguson: 5 pass from D. Prescott	34	15							
		4	4:50	9	56	B. Aubrey: 29 FG	44	22							
10/26	at Denver	1	3:01	8	46	B. Aubrey: 24 FG	3	0	1	2:21	5	74	R. Harvey: 40 run	3	7
		2	6:15	11	59	J. Williams: 1 run	10	14	1	2:39	4	62	T. Franklin: 25 pass from B. Nix	3	14
		3	6:50	13	65	J. Williams: 1 run	17	27	2	3:42	6	65	R. Harvey: 1 run	10	20
		4	2:30	6	65	J. Tolbert: 35 pass from J. Milton	24	44	2	1:35	7	72	P. Bryant: 24 pass from B. Nix	10	27
									3	2:08	5	22	W. Lutz: 42 FG	17	30
11/3									4	5:30	12	84	T. Franklin: 7 pass from B. Nix	17	37
									4	3:01	8	55	R. Harvey: 5 pass from B. Nix	17	44
11/17															
11/23															
11/27															
12/4															
12/14															
12/21															
12/25															
1/4															
AVG			3:31	7.8	59.3					3:46	8.2	63.5			

TURNOVER CHART

TAKEAWAYS						
DATE	OPPONENT	TAKEAWAY	QTR.	SCORE	YD-LINE	RESULT
9/4	at Philadelphia	None				
9/14	N.Y. Giants	D. Wilson INT (R. Wilson)	5	37-37	DAL 30	FG
9/21	at Chicago	None				
9/28	Green Bay	J. Houston FR (J. Houston FF)	2	7-13	GB 15	TD
10/5	at N.Y. Jets	S. Williams FR (M. Liufau FF)	2	10-3	DAL 9	TD
10/12	at Carolina	D. Wilson INT (B. Young)	1	3-3	CAR 46	TD
10/19	Washington	J. Clowney FR (S. James FF)	3	27-15	DAL 45	TD
		D. Bland INT (M. Mariota)	3	41-15	DAL 32	TD
10/26	at Denver	T. Bridges INT (B. Nix)	1	0-0	DAL 41	FG
11/3						
11/17						
11/23						
11/27						
12/4						
12/14						
12/21						
12/25						
1/4						

GIVEAWAYS						
DATE	OPPONENT	TAKEAWAY	QTR.	SCORE	YD-LINE	RESULT
9/4	at Philadelphia	M. Sanders fumble (J. Campbell FF; Q. Mitchell FR)	3	20-24	PHI 10	Punt
9/14	N.Y. Giants	D. Prescott INT (D. Phillips)	3	10-13	DAL 40	Downs
9/21	at Chicago	J. Williams fumble (T. Stevenson FF; T. Stevenson FR)	1	0-0	CHI 28	TD
		D. Prescott INT (T. Edmunds)	4	14-31	CHI 27	Punt
		D. Prescott INT (T. Edmunds: touchback)	4	14-31	CHI (-2)	Punt
		J. Milton INT (K. Byard III: touchback)	4	14-31	CHI (-3)	EOG
9/28	Green Bay	None				
10/5	at N.Y. Jets	None				
10/12	at Carolina	None				
10/19	Washington	None				
10/26	at Denver	D. Prescott INT (J. Barron)	2	10-27	DEN 22	End of Half
		D. Prescott INT (D. Tillman)	4	17-37	DEN 9	TD
11/3						
11/17						
11/23						
11/27						
12/4						
12/14						
12/21						
12/25						
1/4						

TURNOVERS		
Offense:	8 Giveaways 14 Points (2 TD, 0 FG)	Ratio -1 (7 takes, 8 gives)
Defense:	7 Takeaways 41 Points (5 TD, 2 FG)	
Special Teams:	0 Giveaways 0 Points (0 TD, 0 FG)	Points Off Turnovers Ratio +27 (41 scored, 14 allowed)
	0 Takeaways 0 Points (0 TD, 0 FG)	

TAKEAWAY/GIVEAWAY CHART

DATE	OPPONENT	+/- RATIO	COWBOYS TAKEAWAYS	POINTS OFF TAKEAWAYS	COWBOYS GIVEAWAYS	POINTS OFF GIVEAWAYS	POINTS OFF TO RATIO
9/4	at Philadelphia	-1	0 (0 FUM, 0 INT)	0	1 (1 FUM, 0 INT)	0	0
9/14	N.Y. Giants	0	1 (0 FUM, 1 INT)	3	1 (0 FUM, 1 INT)	0	+3
9/21	at Chicago	-4	0 (0 FUM, 0 INT)	0	4 (1 FUM, 3 INT)	7	-7
9/28	Green Bay	+1	1 (1 FUM, 0 INT)	7	0 (0 FUM, 0 INT)	0	+7
10/5	at N.Y. Jets	+1	1 (1 FUM, 0 INT)	7	0 (0 FUM, 0 INT)	0	+7
10/12	at Carolina	+1	1 (0 FUM, 1 INT)	7	0 (0 FUM, 0 INT)	0	+7
10/19	Washington	+2	2 (1 FUM, 1 INT)	14	0 (0 FUM, 0 INT)	0	+14
10/26	at Denver	-1	1 (0 FUM, 1 INT)	3	2 (0 FUM, 2 INT)	7	-4
11/03							
11/17							
11/23							
11/27							
12/04							
12/14							
12/21							
12/25							
01/04							
TOTALS		-1	7 (3 FUM, 4 INT)	41	8 (2 FUM, 6 INT)	14	+27

TURNOVER ANALYSIS AND FIRST DOWNS

FUMBLES

Player	Fum-Lost		
D. Prescott	3	-	0
M. Sanders	1	-	1
J. Blue	1	-	0
J. Cropper	1	-	0
J. Williams	1	-	1
Total	7	-	2
Opponent	6	-	3

PLUS/MINUS TURNOVER RATIO

				+/-
First Quarter	2 Takeaways	1 Turnover		1
Second Quarter	2 Takeaways	1 Turnover		1
First Half	4 Takeaways	2 Turnovers		2
Third Quarter	2 Takeaways	3 Turnovers		-1
Fourth Quarter	0 Takeaways	3 Turnovers		-3
Overtime	1 Takeaway	0 Turnovers		1
Second Half	3 Takeaways	6 Turnovers		-3
Totals	7 Takeaways	8 Turnovers		-1

TAKE-AWAY BREAKDOWN

	TAKE-AWAYS			POINTS OFF TAKE-AWAYS						Pts./ Take-away
	INTs	Fum	Total	TDs	FGs	Tot. Scores	Tot. Pts	Scoring Pct.		
Cowboys	4	3	7	5	2	7	41	0.0		5.9
Opponents	5	2	7	2	0	2	14	28.6%		2.0

FIRST DOWNS EARNED

Total First Downs (First downs on third and fourth downs)

No	Player	Rushing	Receiving	Passing	Total
4	D. Prescott	7 (3)		100 (39)	107 (42)
33	J. Williams	34 (3)	4		38 (3)
3	G. Pickens		36 (17)		36 (17)
87	J. Ferguson		16 (3)		16 (3)
88	C. Lamb		16 (6)		16 (6)
9	K. Turpin	2	10 (4)		12 (4)
19	R. Floumoy	2	10 (3)		12 (3)
1	J. Tolbert		9 (5)		9 (5)
10	J. Milton			5 (1)	5 (1)
24	M. Sanders	5			5
40	H. Luepke	1 (1)	2 (2)		3 (2)
23	J. Blue	2 (1)			2 (1)
86	L. Schoonmaker		2		2
	Totals	53 (8)	105 (40)	105 (40)	-

Note - One awarded to the passer and receiver on a pass completion

THIRD DOWN EFFICIENCY

COWBOYS

Date	Opponent	3rd & 1	3rd & 2	3rd & 3	3rd & 4	3rd & 5	3rd & 6	3rd & 7	3rd & 8	3rd & 9	3rd & 10+	Total
9/4	at Philadelphia	3 / 3	2 / 2	0 / 0	0 / 0	2 / 2	0 / 0	0 / 0	0 / 0	0 / 0	0 / 4	7 / 11
9/14	N.Y. Giants	0 / 1	0 / 0	0 / 1	1 / 1	2 / 2	0 / 0	0 / 1	1 / 1	1 / 1	1 / 6	6 / 14
9/21	at Chicago	1 / 2	0 / 0	0 / 0	2 / 2	0 / 2	0 / 0	0 / 1	0 / 2	0 / 1	0 / 1	3 / 11
9/28	Green Bay	0 / 0	0 / 1	2 / 2	0 / 2	1 / 3	1 / 1	0 / 0	0 / 0	0 / 0	0 / 2	4 / 11
10/5	at N.Y. Jets	2 / 2	0 / 0	0 / 1	0 / 0	1 / 1	1 / 3	0 / 1	0 / 0	1 / 3	1 / 2	6 / 13
10/12	at Carolina	0 / 1	1 / 1	0 / 0	0 / 2	2 / 4	1 / 1	0 / 0	1 / 1	0 / 1	0 / 1	5 / 12
10/19	Washington	1 / 1	0 / 0	1 / 2	0 / 0	1 / 1	0 / 0	1 / 1	1 / 1	0 / 2	1 / 4	6 / 12
10/26	at Denver	1 / 2	0 / 0	1 / 1	0 / 0	0 / 1	1 / 3	0 / 0	0 / 2	0 / 0	1 / 2	4 / 11
11/3	Arizona											
11/17	at Las Vegas											
11/23	Philadelphia											
11/27	Kansas City											
12/4	at Detroit											
12/14	Minnesota											
12/21	L.A. Chargers											
12/25	at Washington											
1/4	at N.Y. Giants											
TOTALS		8 / 12	3 / 4	4 / 7	3 / 7	9 / 16	4 / 8	1 / 4	3 / 7	2 / 8	4 / 22	41 / 95
		66.7%	75.0%	57.1%	42.9%	56.3%	50.0%	25.0%	42.9%	25.0%	18.2%	43.2%
		3RD & 1-3: 15 / 23 = 65.2%			3RD & 4-6: 16 / 31 = 51.6%			3RD & 7-10+: 10 / 41 = 24.4%				

OPPONENT

Date	Opponent	3rd & 1	3rd & 2	3rd & 3	3rd & 4	3rd & 5	3rd & 6	3rd & 7	3rd & 8	3rd & 9	3rd & 10+	Total
9/4	at Philadelphia	2 / 2	1 / 1	2 / 2	1 / 1	1 / 1	1 / 1	0 / 1	0 / 0	0 / 0	0 / 4	8 / 13
9/14	N.Y. Giants	2 / 2	0 / 0	1 / 2	1 / 2	1 / 2	0 / 0	0 / 2	0 / 0	0 / 0	1 / 4	6 / 14
9/21	at Chicago	2 / 2	1 / 1	0 / 0	1 / 1	0 / 0	1 / 2	0 / 0	1 / 1	1 / 3	1 / 4	8 / 14
9/28	Green Bay	2 / 2	2 / 2	1 / 1	0 / 0	1 / 2	0 / 1	0 / 0	1 / 1	1 / 1	2 / 4	10 / 14
10/5	at N.Y. Jets	4 / 4	0 / 0	0 / 1	1 / 1	1 / 2	0 / 0	1 / 2	0 / 2	0 / 0	0 / 4	7 / 16
10/12	at Carolina	1 / 1	0 / 1	1 / 1	0 / 1	0 / 0	0 / 0	0 / 0	1 / 1	0 / 0	0 / 3	3 / 8
10/19	Washington	2 / 2	1 / 1	0 / 1	0 / 0	1 / 2	1 / 3	0 / 0	0 / 1	0 / 1	2 / 5	7 / 16
10/26	at Denver	1 / 1	1 / 1	0 / 0	0 / 0	1 / 1	1 / 1	0 / 1	0 / 1	0 / 0	1 / 2	5 / 8
11/3	Arizona											
11/17	at Las Vegas											
11/23	Philadelphia											
11/27	Kansas City											
12/4	at Detroit											
12/14	Minnesota											
12/21	L.A. Chargers											
12/25	at Washington											
1/4	at N.Y. Giants											
TOTALS		16 / 16	6 / 7	5 / 8	4 / 6	6 / 10	4 / 8	1 / 6	3 / 7	2 / 5	7 / 30	54 / 103
		100.0%	85.7%	62.5%	66.7%	60.0%	50.0%	16.7%	42.9%	40.0%	23.3%	52.4%
		3RD & 1-3: 27 / 31 = 87.1%			3RD & 4-6: 14 / 24 = 58.3%			3RD & 7-10+: 13 / 48 = 27.1%				

FOURTH DOWN EFFICIENCY

COWBOYS								OPPONENT					
Date	Opponent	4th & 1	4th & 2	4th & 3	4th & 4	4th & 5+	Total	4th & 1	4th & 2	4th & 3	4th & 4	4th & 5+	Total
9/4	at Philadelphia	0 / 0	0 / 0	0 / 1	0 / 0	0 / 0	0 / 1	0 / 0	0 / 0	0 / 0	0 / 0	0 / 0	0 / 0
9/14	N.Y. Giants	0 / 0	0 / 0	1 / 1	0 / 0	0 / 0	1 / 1	0 / 0	0 / 0	0 / 1	1 / 1	0 / 0	1 / 2
9/21	at Chicago	0 / 1	1 / 1	0 / 0	0 / 0	1 / 1	2 / 3	0 / 0	0 / 0	0 / 0	1 / 1	0 / 0	1 / 1
9/28	Green Bay	0 / 0	1 / 1	0 / 0	0 / 0	0 / 0	1 / 1	0 / 0	0 / 0	0 / 0	0 / 0	1 / 1	1 / 1
10/5	at N.Y. Jets	0 / 0	0 / 0	0 / 0	0 / 0	0 / 0	0 / 0	0 / 2	0 / 0	0 / 0	0 / 0	1 / 1	1 / 3
10/12	at Carolina	1 / 1	0 / 0	0 / 0	1 / 1	0 / 0	2 / 2	0 / 0	0 / 0	0 / 0	1 / 1	0 / 0	1 / 1
10/19	Washington	0 / 0	0 / 0	0 / 0	0 / 0	0 / 0	0 / 0	0 / 1	0 / 0	0 / 0	0 / 0	0 / 1	0 / 2
10/26	at Denver	0 / 0	0 / 0	1 / 1	0 / 0	0 / 0	1 / 1	0 / 0	0 / 0	0 / 0	0 / 0	0 / 0	0 / 0
11/3	Arizona												
11/17	at Las Vegas												
11/23	Philadelphia												
11/27	Kansas City												
12/4	at Detroit												
12/14	Minnesota												
12/21	L.A. Chargers												
12/25	at Washington												
1/4	at N.Y. Giants												
TOTALS		1 / 2	2 / 2	2 / 3	1 / 1	1 / 1	7 / 9	0 / 3	0 / 0	0 / 1	3 / 3	2 / 3	5 / 10
		50.0%	100.0%	66.7%	100.0%	100.0%	77.8%	0.0%	0.0%	0.0%	100.0%	66.7%	50.0%

TIME SPENT AND QB DRIVECHART

TIME SPENT

	Opponent	Time Tied	Pct Tied	Time Lead	Pct Lead	Time Behind	Pct Behind	Tot Time
9/4	@ Philadelphia	13:17	22.1	15:47	26.3	30:56	51.6	60:00
9/14	N.Y. Giants	18:46	26.8	14:12	20.3	37:02	52.9	70:00
9/21	@ Chicago	8:01	13.4	0:00	0.0	51:59	86.6	60:00
9/28	Green Bay	10:17	14.7	20:29	29.3	39:14	56.0	70:00
10/5	@ N.Y. Jets	15:26	25.7	41:48	69.7	2:46	4.6	60:00
10/12	@ Carolina	27:50	46.4	14:02	23.4	18:08	30.2	60:00
10/19	Washington	1:52	3.1	56:43	94.5	1:25	2.4	60:00
10/26	@ Denver	4:24	7.3	2:15	3.8	53:21	88.9	60:00
11/3	Arizona							
11/17	@ Las Vegas							
11/23	Philadelphia							
11/27	Kansas City							
12/4	Detroit							
12/14	Minnesota							
12/21	LA Chargers							
12/25	@ Washington							
TBD	@ N.Y. Giants							
Total		99:53	20.0	165:16	33.1	234:51	47.0	500:00
Average/Game		11:59		19:50		28:11		

QUARTERBACK DRIVE CHART

	Tot. Drives	TD	FG	Miss FG	Blk FG	Punt	Blk Punt	Downs	Fum	Int	Safety	Game/ Half	Tot Pts.	Score Pct	Pts/ Poss
D. Prescott	83	26	16	0	0	27	0	1	2	5	1	5	230	50.6	2.8
J. Milton	3	1	0	0	0	1	0	0	0	1	0	0	7	33.3	2.3
Cowboys Tot.	86	27	16	0	0	28	0	1	2	6	1	5	237	50.0	2.8
Opp. Totals	87	30	13	0	0	25	0	5	3	4	0	7	249	49.4	2.9

DRIVE EFFICIENCY

COWBOYS

DATE	OPPONENT	POSS	TD	PAT	2-PT	M-2PT	FG	FGA	MFG	BK-FG	PUNT	INT	FUM	SAF	DWNS	HF	GM	PTS	TD%	SCORE%	PTS/POSS
9/4	at Philadelphia	8	2	2	0	0	2	2	0	0	2	0	1	0	1	0	0	20	25.0	50.0	2.5
9/14	N.Y. Giants	14	4	4	0	0	4	4	0	0	4	1	0	0	0	1	0	40	28.6	57.1	2.9
9/21	at Chicago	10	1	1	1	1	2	2	0	0	2	3	1	0	0	1	0	14	10.0	30.0	1.4
9/28	Green Bay	10	5	5	0	0	1	1	0	0	4	0	0	0	0	0	0	38	50.0	60.0	3.8
10/5	at N.Y. Jets	12	5	4	0	0	1	1	0	0	5	0	0	0	0	0	1	37	41.7	50.0	3.1
10/12	at Carolina	9	3	3	0	0	2	2	0	0	3	0	0	0	0	1	0	27	33.3	55.6	3.0
10/19	Washington	12	4	5	0	0	3	3	0	0	3	0	0	0	0	0	1	37	33.3	66.7	3.1
10/26	at Denver	11	3	3	0	0	1	1	0	0	5	2	0	0	0	0	0	24	27.3	36.4	2.2
11/3	Arizona																				
11/17	at Las Vegas																				
11/23	Philadelphia																				
11/27	Kansas City																				
12/4	at Detroit																				
12/14	Minnesota																				
12/21	L.A. Chargers																				
12/25	at Washington																				
1/4	at N.Y. Giants																				
2025 TOTALS		86	27	27	1	1	16	16	0	0	28	6	2	0	1	3	2	237	31.4	51.2	2.8

OPPONENT

DATE	OPPONENT	POSS	TD	PAT	2-PT	M-2PT	FG	FGA	MFG	BK-FG	PUNT	INT	FUM	SAF	DWNS	HF	GM	PTS	TD%	SCORE%	PTS/POSS
9/4	at Philadelphia	8	3	3	0	0	1	1	0	0	3	0	0	0	0	0	1	24	37.5	50.0	3.0
9/14	N.Y. Giants	12	4	4	0	0	3	3	0	0	3	1	0	0	1	0	0	37	33.3	58.3	3.1
9/21	at Chicago	10	4	4	0	0	1	1	0	0	4	0	0	0	0	0	1	31	40.0	50.0	3.1
9/28	Green Bay	11	5	4	0	0	2	2	0	0	2	0	1	0	0	1	0	40	45.5	63.6	3.6
10/5	at N.Y. Jets	12	2	2	2	2	2	2	0	0	4	0	1	0	2	1	0	22	16.7	33.3	1.8
10/12	at Carolina	9	3	3	0	0	3	3	0	0	2	1	0	0	0	0	0	30	33.3	66.7	3.3
10/19	Washington	13	3	2	1	0	0	0	0	0	5	1	1	1	2	1	0	20	23.1	23.1	1.5
10/26	at Denver	12	6	5	1	0	1	1	0	0	2	1	0	0	0	1	1	44	50.0	58.3	3.7
11/3	Arizona																				
11/17	at Las Vegas																				
11/23	Philadelphia																				
11/27	Kansas City																				
12/4	at Detroit																				
12/14	Minnesota																				
12/21	L.A. Chargers																				
12/25	at Washington																				
1/4	at N.Y. Giants																				
2025 TOTALS		87	30	27	4	2	13	13	0	0	25	4	3	1	5	4	3	248	34.5	49.4	2.9

OPENING DRIVES

		COWBOYS								OPPONENT							
		FIRST HALF				SECOND HALF				FIRST HALF				SECOND HALF			
DATE	OPPONENT	PLAYS	YDS	TIME	RESULT	PLAYS	YDS	TIME	RESULT	PLAYS	YDS	TIME	RESULT	PLAYS	YDS	TIME	RESULT
09/04	at Eagles	6	53	3:11	TD	9	61	3:46	FUM	10	70	5:54	TD	10	32	6:30	FG
09/14	Giants	3	4	1:24	Punt	2	0	0:18	INT	16	60	8:49	FG	8	30	4:22	Downs
09/21	at Bears	2	29	0:42	FUM	7	18	4:57	Punt	3	-2	1:47	Punt	19	76	9:54	TD
09/28	Packers	3	6	2:02	Punt	5	9	2:27	Punt	8	69	4:58	TD	9	76	5:25	TD
10/05	at Jets	7	49	2:46	FG	3	7	1:36	Punt	13	66	7:17	FG	4	10	2:32	Punt
10/12	at Panthers	3	6	1:43	Punt	5	15	3:35	Punt	8	63	4:09	FG	4	80	1:41	TD
10/19	Commanders	5	66	1:55	TD	9	55	4:03	TD	3	2	1:30	Punt	7	22	3:13	FUM
10/26	at Broncos	8	46	3:01	FG	13	65	6:50	TD	3	18	1:25	INT	5	22	2:08	FG

SCORING DRIVE LENGTH

Opponent	DALLAS																																
	<10 Yards			10-19 Yards			20-29 Yards			30-39 Yards			40-49 Yards			50-59 Yards			60-69 Yards			70-79 Yards			80-89 Yards			90+ Yards			TOTAL		
	TD	FG	Tot	TD	FG	Tot	TD	FG	Tot	TD	FG	Tot	TD	FG	Tot	TD	FG	Tot	TD	FG	Tot	TD	FG	Tot	TD	FG	Tot	TD	FG	Tot			
@ Philadelphia	0	0	0	0	0	0	0	0	0	0	0	0	0	0	1	1	1	0	0	0	0	0	0	0	0	0	0	0	0	2	2	0	
N.Y. Giants	0	0	0	0	0	0	0	0	1	0	0	0	0	0	2	0	0	1	0	0	1	0	0	0	1	0	0	0	4	4	0		
@ Chicago	0	0	0	0	0	0	0	0	0	0	0	0	0	0	1	0	0	1	1	0	0	0	0	0	0	0	0	0	1	2	0		
Green Bay	0	0	0	0	1	0	0	0	0	0	0	0	0	0	0	0	0	1	0	0	0	0	0	0	1	0	0	0	5	1	0		
@ N.Y. Jets	0	0	0	0	0	0	0	0	0	0	0	0	0	1	1	0	0	1	0	0	0	0	0	0	2	0	0	0	5	1	0		
@ Carolina	0	0	0	1	0	0	0	0	0	0	0	0	0	0	0	0	0	0	2	0	0	2	0	0	0	0	0	0	3	2	0		
Washington	0	1	0	0	0	0	0	0	0	0	0	0	0	0	0	1	1	0	1	0	0	2	0	0	0	0	0	0	4	3	0		
@ Denver	0	0	0	0	0	0	0	0	0	0	0	0	0	0	1	0	0	1	0	0	0	0	0	0	0	0	0	0	3	1	0		
Arizona	0	0	0	0	0	0	0	0	0	0	0	0	0	0	0	0	0	0	0	0	0	0	0	0	0	0	0	0	0	0	0	0	
@ Las Vegas	0	0	0	0	0	0	0	0	0	0	0	0	0	0	0	0	0	0	0	0	0	0	0	0	0	0	0	0	0	0	0	0	
Philadelphia	0	0	0	0	0	0	0	0	0	0	0	0	0	0	0	0	0	0	0	0	0	0	0	0	0	0	0	0	0	0	0	0	
Kansas City	0	0	0	0	0	0	0	0	0	0	0	0	0	0	0	0	0	0	0	0	0	0	0	0	0	0	0	0	0	0	0	0	
@ Detroit	0	0	0	0	0	0	0	0	0	0	0	0	0	0	0	0	0	0	0	0	0	0	0	0	0	0	0	0	0	0	0	0	0
Minnesota	0	0	0	0	0	0	0	0	0	0	0	0	0	0	0	0	0	0	0	0	0	0	0	0	0	0	0	0	0	0	0	0	0
LA Chargers	0	0	0	0	0	0	0	0	0	0	0	0	0	0	0	0	0	0	0	0	0	0	0	0	0	0	0	0	0	0	0	0	0
@ Washington	0	0	0	0	0	0	0	0	0	0	0	0	0	0	0	0	0	0	0	0	0	0	0	0	0	0	0	0	0	0	0	0	0
@ N.Y. Giants	0	0	0	0	0	0	0	0	0	0	0	0	0	0	0	0	0	0	0	0	0	0	0	0	0	0	0	0	0	0	0	0	0
TOTALS	0	1	0	2	0	0	0	0	1	0	0	0	1	6	0	6	4	0	5	2	0	6	1	0	3	0	0	4	0	0	27	16	0

Opponent	<10 Yards			10-19 Yards			20-29 Yards			30-39 Yards			40-49 Yards			50-59 Yards			60-69 Yards			70-79 Yards			80-89 Yards			90+ Yards			TOTAL		
	TD	FG	Tot	TD	FG	Tot	TD	FG	Tot	TD	FG	Tot	TD	FG	Tot	TD	FG	Tot	TD	FG	Tot	TD	FG	Tot	TD	FG	Tot	TD	FG	Tot			
@ Philadelphia	0	0	0	0	0	0	0	0	0	0	1	0	0	0	0	0	0	0	1	0	0	1	0	0	1	0	0	0	0	3	1	0	
N.Y. Giants	0	0	0	0	0	0	0	0	0	0	0	0	0	0	0	0	2	0	3	1	0	1	0	0	0	0	0	0	4	3	0		
@ Chicago	0	0	0	0	0	0	0	0	0	0	0	0	0	0	0	0	1	0	1	0	0	3	0	0	0	0	0	0	4	1	0		
Green Bay	0	0	0	0	0	0	0	0	0	0	0	0	0	0	0	0	1	0	2	1	0	2	0	0	1	0	0	0	5	2	0		
@ N.Y. Jets	0	0	0	0	0	0	0	0	0	0	0	0	0	1	0	0	0	0	0	1	0	2	0	0	0	0	0	0	2	2	0		
@ Carolina	0	0	0	0	0	0	0	1	0	0	0	0	0	0	0	0	1	0	2	1	0	0	0	0	1	0	0	0	3	3	0		
Washington	0	0	0	0	0	0	0	0	0	0	0	0	0	0	0	1	0	0	2	0	0	0	0	0	0	0	0	0	3	0	0		
@ Denver	0	0	0	0	0	0	0	1	0	0	0	0	0	0	0	1	0	0	2	0	0	2	0	0	1	0	0	0	6	1	0		
Arizona	0	0	0	0	0	0	0	0	0	0	0	0	0	0	0	0	0	0	0	0	0	0	0	0	0	0	0	0	0	0	0		
@ Las Vegas	0	0	0	0	0	0	0	0	0	0	0	0	0	0	0	0	0	0	0	0	0	0	0	0	0	0	0	0	0	0	0		
Philadelphia	0	0	0	0	0	0	0	0	0	0	0	0	0	0	0	0	0	0	0	0	0	0	0	0	0	0	0	0	0	0	0		
Kansas City	0	0	0	0	0	0	0	0	0	0	0	0	0	0	0	0	0	0	0	0	0	0	0	0	0	0	0	0	0	0	0		
@ Detroit	0	0	0	0	0	0	0	0	0	0	0	0	0	0	0	0	0	0	0	0	0	0	0	0	0	0	0	0	0	0	0		
Minnesota	0	0	0	0	0	0	0	0	0	0	0	0	0	0	0	0	0	0	0	0	0	0	0	0	0	0	0	0	0	0	0		
LA Chargers	0	0	0	0	0	0	0	0	0	0	0	0	0	0	0	0	0	0	0	0	0	0	0	0	0	0	0	0	0	0	0		
@ Washington	0	0	0	0	0	0	0	0	0	0	0	0	0	0	0	0	0	0	0	0	0	0	0	0	0	0	0	0	0	0	0		
@ N.Y. Giants	0	0	0	0	0	0	0	0	0	0	0	0	0	0	0	0	0	0	0	0	0	0	0	0	0	0	0	0	0	0	0		
TOTALS	0	0	0	0	0	0	0	2	0	0	1	0	0	1	0	2	5	0	13	4	0	11	0	0	4	0	0	0	30	13	0		

INSIDE THE 20

COWBOYS

Date	Opponent	Pos	TD	PAT	2-Pt.	Miss	FG	FGA	Blk/	INT	Fum	Dwns	Drive Ends			TD%	Score	
						PAT			MFG				Half	Game	Pts		Pct.	Pts/Poss
9/4	at Philadelphia	3	2	2	0	0	0	0	0	0	1	0	0	0	14	66.7	66.7	4.7
9/14	N.Y. Giants	3	3	3	0	0	0	0	0	0	0	0	0	0	21	100.0	100.0	7.0
9/21	at Chicago	4	1	0	1	0	1	1	0	2	0	0	0	0	11	25.0	50.0	2.8
9/28	Green Bay	5	4	4	0	0	1	1	0	0	0	0	0	0	31	80.0	100.0	6.2
10/5	at N.Y. Jets	4	3	2	0	1	1	1	0	0	0	0	0	0	23	75.0	100.0	5.8
10/12	at Carolina	4	2	2	0	0	2	2	0	0	0	0	0	0	20	50.0	100.0	5.0
10/19	Washington	4	3	3	0	0	1	1	0	0	0	0	0	0	24	75.0	100.0	6.0
10/26	at Denver	4	2	2	0	0	1	1	0	1	0	0	0	0	17	50.0	75.0	4.3
11/3	Arizona																	
11/17	at Las Vegas																	
11/23	Philadelphia																	
11/27	Kansas City																	
12/4	at Detroit																	
12/14	Minnesota																	
12/21	L.A. Chargers																	
12/25	at Washington																	
1/4	at N.Y. Giants																	
TOTALS		31	20	18	1	1	7	7	0	3	1	0	0	0	161	64.5	87.1	5.2

OPPONENT

Date	Opponent	Pos	TD	PAT	2-Pt.	Miss	FG	FGA	Blk/	INT	Fum	Dwns	Drive Ends			TD%	Score	
						PAT			MFG				Half	Game	Pts		Pct.	Pts/Poss
9/4	at Philadelphia	3	3	3	0	0	0	0	0	0	0	0	0	0	21	100.0	100.0	7.0
9/14	N.Y. Giants	5	1	1	0	0	3	3	0	0	0	1	0	0	16	20.0	80.0	3.2
9/21	at Chicago	3	2	2	0	0	1	1	0	0	0	0	0	0	17	66.7	100.0	5.7
9/28	Green Bay	6	5	4	0	1	1	1	0	0	0	0	0	0	37	83.3	100.0	6.2
10/5	at N.Y. Jets	3	2	0	2	0	1	1	0	0	0	0	0	0	19	66.7	100.0	6.3
10/12	at Carolina	4	2	2	0	0	2	2	0	0	0	0	0	0	20	50.0	100.0	5.0
10/19	Washington	3	3	2	0	0	0	0	0	0	0	0	0	0	20	100.0	100.0	6.7
10/26	at Denver	5	4	3	0	0	1	1	0	0	0	0	0	0	30	80.0	100.0	6.0
11/3	Arizona																	
11/17	at Las Vegas																	
11/23	Philadelphia																	
11/27	Kansas City																	
12/4	at Detroit																	
12/14	Minnesota																	
12/21	L.A. Chargers																	
12/25	at Washington																	
1/4	at N.Y. Giants																	
TOTALS		32	22	17	2	1	9	9	0	0	0	1	0	0	180	68.8	96.9	5.6

GOAL TO GO

COWBOYS

Date	Opponent	Pos	TD	PAT	2-Pt.	Miss	FG	FGA	Blk/	INT	Fum	Dwns	Drive Ends			TD%	Score	
						PAT			MFG				Half	Game	Pts		Pct.	Pts/Poss
9/4	at Philadelphia	2	2	2	0	0	0	0	0	0	0	0	0	0	14	100.0	100.0	7.0
9/14	N.Y. Giants	2	2	2	0	0	0	0	0	0	0	0	0	0	14	100.0	100.0	7.0
9/21	at Chicago	2	1	0	1	0	0	0	0	1	0	0	0	0	8	50.0	50.0	4.0
9/28	Green Bay	3	2	2	0	0	1	1	0	0	0	0	0	0	17	66.7	100.0	5.7
10/5	at N.Y. Jets	2	2	1	0	1	0	0	0	0	0	0	0	0	13	100.0	100.0	6.5
10/12	at Carolina	2	0	0	0	0	2	2	0	0	0	0	0	0	6	0.0	100.0	3.0
10/19	Washington	3	3	3	0	0	0	0	0	0	0	0	0	0	21	100.0	100.0	7.0
10/26	at Denver	3	2	2	0	0	1	1	0	0	0	0	0	0	17	66.7	100.0	5.7
11/3	Arizona																	
11/17	at Las Vegas																	
11/23	Philadelphia																	
11/27	Kansas City																	
12/4	at Detroit																	
12/14	Minnesota																	
12/21	L.A. Chargers																	
12/25	at Washington																	
1/4	at N.Y. Giants																	
TOTALS		19	14	12	1	1	4	4	0	1	0	0	0	0	110	73.7	94.7	5.8

OPPONENT

Date	Opponent	Pos	TD	PAT	2-Pt.	Miss	FG	FGA	Blk/	INT	Fum	Dwns	Drive Ends			TD%	Score	
						PAT			MFG				Half	Game	Pts		Pct.	Pts/Poss
9/4	at Philadelphia	2	2	2	0	0	0	0	0	0	0	0	0	0	14	100.0	100.0	7.0
9/14	N.Y. Giants	1	1	1	0	0	0	0	0	0	0	0	0	0	7	100.0	100.0	7.0
9/21	at Chicago	2	2	2	0	0	0	0	0	0	0	0	0	0	14	100.0	100.0	7.0
9/28	Green Bay	3	3	2	0	1	0	0	0	0	0	0	0	0	20	100.0	100.0	6.7
10/5	at N.Y. Jets	2	1	0	1	0	1	1	0	0	0	0	0	0	11	50.0	100.0	5.5
10/12	at Carolina	1	1	1	0	0	0	0	0	0	0	0	0	0	7	100.0	100.0	7.0
10/19	Washington	2	2	1	0	0	0	0	0	0	0	0	0	0	13	100.0	100.0	6.5
10/26	at Denver	2	2	1	0	0	0	0	0	0	0	0	0	0	13	100.0	100.0	6.5
11/3	Arizona																	
11/17	at Las Vegas																	
11/23	Philadelphia																	
11/27	Kansas City																	
12/4	at Detroit																	
12/14	Minnesota																	
12/21	L.A. Chargers																	
12/25	at Washington																	
1/4	at N.Y. Giants																	
TOTALS		15	14	10	1	1	1	1	0	0	0	0	0	0	99	93.3	100.0	6.6

RUSHES/COMPLETIONS CHART

2025 REGULAR SEASON COWBOYS ADVANCES

DATE	OPPONENT	RUSHES	COMPLETIONS	ADVANCES	OUTCOME
9/4	at Philadelphia	22	21	43	L 24-20
9/14	N.Y. Giants	28	38	66	W 40-37 OT
9/21	at Chicago	20	34	54	L 31-14
9/28	Green Bay	26	31	57	L 40-40 OT
10/5	at N.Y. Jets	29	18	47	W 37-22
10/12	at Carolina	19	25	44	L 30-27
10/19	Washington	31	21	52	W 44-22
10/26	at Denver	31	22	53	L 44-24
11/3	Arizona				
11/17	at Las Vegas				
11/23	Philadelphia				
11/27	Kansas City				
12/4	at Detroit				
12/14	Minnesota				
12/21	L.A. Chargers				
12/25	at Washington				
1/4	at N.Y. Giants				
TOTALS		206	210	416	

2025 REGULAR SEASON OPPONENT ADVANCES

DATE	OPPONENT	RUSHES	COMPLETIONS	ADVANCES	OUTCOME
9/4	at Philadelphia	38	19	57	L 24-20
9/14	N.Y. Giants	21	30	51	W 40-37 OT
9/21	at Chicago	29	19	48	L 31-14
9/28	Green Bay	35	31	66	L 40-40 OT
10/5	at N.Y. Jets	22	32	54	W 37-22
10/12	at Carolina	38	17	55	L 30-27
10/19	Washington	28	16	44	W 44-22
10/26	at Denver	28	19	47	L 44-24
11/3	Arizona				
11/17	at Las Vegas				
11/23	Philadelphia				
11/27	Kansas City				
12/4	at Detroit				
12/14	Minnesota				
12/21	L.A. Chargers				
12/25	at Washington				
1/4	at N.Y. Giants				
TOTALS		239	183	422	

COWBOYS RECORD WHEN:

Having 45 or more advances	3 - 3
Having 50 or more advances	2 - 3
Having less than 45 advances	0 - 2
Having less than 50 advances	1 - 2
Allowing 45 or more advances	2 - 5
Allowing 50 or more advances	2 - 3
Allowing less than 45 advances	1 - 0
Allowing less than 50 advances	1 - 2

NOTE: Advances equal to all rushing attempts plus completions.

QUARTER BY QUARTER ANALYSIS

DALLAS

OPPONENT

1st Quarter																			
	Pts	Yds	Rush	Pass	1st Dwns	3rd Down			TOP	Penalties		Pts	Yds	Rush	Pass	1st Dwns	3rd Down		
						Md	Att	Pct		No.	Yds						Md	Att	Pct
@ Phi	7	116	37	79	8	2	2	100.0%	9:06	2	22	7	70	56	14	5	1	1	100.0%
NYG	0	12	5	7	0	0	1	0.0%	2:29	1	5	6	170	22	148	6	4	6	66.7%
@ Chi	3	127	66	61	6	2	3	66.7%	11:06	1	5	14	134	-1	135	4	1	2	50.0%
GB	0	26	11	15	1	0	2	0.0%	4:58	1	5	7	149	18	131	6	2	3	66.7%
@ NYJ	3	87	20	67	4	2	3	66.7%	5:36	2	7	3	90	53	37	5	3	5	60.0%
@ Car	3	88	22	66	3	1	4	25.0%	8:08	1	5	3	84	42	42	5	1	2	50.0%
Was	17	143	26	117	6	1	2	50.0%	5:48	1	10	8	100	30	70	4	3	6	50.0%
@ Den	3	72	25	47	4	0	2	0.0%	8:35	4	25	14	159	71	88	7	1	1	100.0%
Ari																			
@ LV																			
Phi																			
KC																			
@ Det																			
Min																			
LAC																			
@ Was																			
@ NYG																			
Totals	36	671	212	459	32	8	19	42.1%	6:58	13	84	62	956	291	665	42	16	26	61.5%

2nd Quarter																			
	Pts	Yds	Rush	Pass	1st Dwns	3rd Down			TOP	Penalties		Pts	Yds	Rush	Pass	1st Dwns	3rd Down		
						Md	Att	Pct		No.	Yds						Md	Att	Pct
@ Phi	13	61	13	48	8	2	3	66.7%	5:07	0	0	14	146	67	79	8	4	4	100.0%
NYG	10	133	11	122	9	2	5	40.0%	9:42	3	25	7	81	8	73	3	1	3	33.3%
@ Chi	11	73	19	54	5	0	2	0.0%	7:38	1	5	10	141	37	104	6	2	4	50.0%
GB	16	119	21	98	8	0	1	0.0%	7:17	4	35	6	42	13	29	6	2	3	66.7%
@ NYJ	20	205	108	97	11	2	3	66.7%	6:33	5	29	0	51	45	6	3	2	4	50.0%
@ Car	14	72	1	71	6	1	2	50.0%	8:14	2	10	10	94	46	48	7	0	1	0.0%
Was	10	127	44	83	5	2	5	40.0%	8:32	5	35	7	114	49	65	7	1	3	33.3%
@ Den	7	80	43	37	6	2	4	50.0%	8:24	4	38	13	105	24	81	8	1	2	50.0%
Ari																			
@ LV																			
Phi																			
KC																			
@ Det																			
Min																			
LAC																			
@ Was																			
@ NYG																			
Totals	101	870	260	610	58	11	25	44.0%	7:41	24	177	67	774	289	485	48	13	24	54.2%

3rd Quarter																			
	Pts	Yds	Rush	Pass	1st Dwns	3rd Down			TOP	Penalties		Pts	Yds	Rush	Pass	1st Dwns	3rd Down		
						Md	Att	Pct		No.	Yds						Md	Att	Pct
@ Phi	0	87	71	16	4	2	2	100.0%	6:56	1	15	3	39	29	10	3	0	2	0.0%
NYG	7	88	48	40	8	1	1	100.0%	8:56	1	10	3	87	12	75	3	1	3	33.3%
@ Chi	0	45	19	26	3	0	1	0.0%	5:06	0	0	7	76	40	36	7	4	5	80.0%
GB	7	99	39	60	7	1	2	50.0%	9:01	3	25	7	68	28	40	5	1	1	100.0%
@ NYJ	7	76	33	43	3	1	3	33.3%	6:18	2	25	3	69	15	54	5	0	3	0.0%
@ Car	7	78	1	77	4	1	2	50.0%	6:25	2	10	7	141	67	74	7	0	1	0.0%
Was	14	89	50	39	7	2	2	100.0%	6:38	2	14	7	93	54	39	6	3	5	60.0%
@ Den	7	69	20	49	7	1	3	33.3%	9:34	0	0	3	56	47	9	3	0	1	0.0%
Ari																			
@ LV																			
Phi																			
KC																			
@ Det																			
Min																			
LAC																			
@ was																			
@ NYG																			
Totals	49	631	281	350	43	9	16	56.3%	7:22	11	99	40	629	292	337	39	9	21	42.9%

4th Quarter/OT																			
	Pts	Yds	Rush	Pass	1st Dwns	3rd Down			TOP	Penalties		Pts	Yds	Rush	Pass	1st Dwns	3rd Down		
						Md	Att	Pct		No.	Yds						Md	Att	Pct
@ Phi	0	43	-2	45	2	1	4	25.0%	3:59	1	5	0	47	6	41	4	3	6	50.0%
NYG	23	246	71	175	15	3	7	42.9%	16:14	7	66	21	168	42	126	10	0	2	0.0%
@ Chi	0	151	17	134	9	1	5	20.0%	9:08	2	15	0	34	11	23	2	1	3	33.3%
GB	17	192	46	146	10	3	6	50.0%	13:11	3	30	20	230	105	125	15	5	7	71.4%
@ NYJ	7	48	19	29	4	1	4	25.0%	6:57	2	30	16	168	31	137	12	2	4	50.0%
@ Car	3	54	7	47	2	2	4	50.0%	5:11	1	12	10	91	61	30	8	2	4	50.0%
Was	3	50	32	18	3	1	3	33.3%	10:23	2	20	0	34	3	31	1	0	2	0.0%
@ Den	7	118	20	98	7	1	2	50.0%	6:59	1	17	14	106	37	69	7	3	4	75.0%
Ari																			
@ LV																			
Phi																			
KC																			
@ Det																			
Min																			
LAC																			
@ Was																			
@ NYG																			
Totals	60	902	210	692	52	13	35	37.1%	7:43	19	195	81	878	296	582	59	16	32	50.0%

HALF BY HALF ANALYSIS AND PENALTY BREAKDOWN

HALF BY HALF ANALYSIS

	DALLAS										OPPONENT											
	1st Half																					
	Pts	Yds	Rush	Pass	1st Dwns	3rd Down			TOP	Penalties		Pts	Yds	Rush	Pass	1st Dwns	3rd Down			TOP	Penalties	
						Md	Att	Pct		No	Yds						Md	Att	Pct		No	Yds
@ Phi	20	177	50	127	16	4	5	80.0%	14:13	2	22	21	216	123	93	13	5	5	#####	15:47	7	93
NYG	10	145	16	129	9	2	6	33.3%	12:11	4	30	13	251	30	221	9	5	9	55.6%	17:49	9	80
@Chi	14	200	85	115	11	2	5	40.0%	18:44	2	10	24	275	36	239	10	3	6	50.0%	11:16	4	30
GB	16	145	32	113	9	0	3	0.0%	12:15	5	40	13	191	31	160	12	4	6	66.7%	17:45	5	34
@ NYJ	23	292	128	164	15	4	6	66.7%	12:09	7	36	3	141	98	43	8	5	9	55.6%	17:51	7	41
@ Car	17	160	23	137	9	2	6	33.3%	16:22	3	15	13	178	88	90	12	1	3	33.3%	13:38	2	25
Was	27	270	70	200	11	3	7	42.9%	14:20	6	45		214	79	135	11	4	9	44.4%	15:40	8	90
@ Den	10	152	68	84	10	2	6	33.3%	16:59	8	63	27	264	95	169	15	2	3	66.7%	13:01	2	15
Ari																						
@ LV																						
Phi																						
KC																						
@ Det																						
Min																						
LAC																						
@ Was																						
@ NYG																						
Totals	137	1,541	472	1,069	90	19	44	43.2%	14:39	37	261	129	1,730	580	1,150	48	29	50	58.0	15:21	44	408

2nd Half/OT																						
					1st	3rd Down				Penalties						1st	3rd Down				Penalties	
	Pts	Yds	Rush	Pass	Dwns	Md	Att	Pct	TOP	No	Yds	Pts	Yds	Rush	Pass	Dwns	Md	Att	Pct	TOP	No	Yds
@ Phi	0	130	69	61	6	3	6	50.0%	10:55	2	20	3	86	35	51	7	3	8	37.5%	19:05	2	17
NYG	30	334	119	215	23	4	8	50.0%	25:10	8	76	24	255	54	201	13	1	5	20.0%	14:50	5	80
@Chi	0	196	36	160	12	1	6	16.7%	14:14	2	15	7	110	51	59	9	5	8	62.5%	15:46	2	11
GB	24	291	85	206	17	4	8	50.0%	22:12	6	55	27	298	133	165	20	6	8	75.0%	17:48	2	19
@ NYJ	14	124	52	72	7	2	7	28.6%	13:15	4	55	19	237	46	191	17	2	7	28.6%	16:45	3	20
@ Car	10	132	8	124	6	3	6	50.0%	11:36	3	22	17	232	128	104	15	2	5	40.0%	18:24	4	32
Was	17	139	82	57	10	3	5	60.0%	17:01	4	34	7	127	57	70	7	3	7	42.9%	12:59	3	28
@ Den	14	187	40	147	14	2	5	40.0%	16:33	1	17	17	162	84	78	10	3	5	60.0%	13:27	5	27
Ari																						
@ LV																						
Phi																						
KC																						
@ Det																						
Min																						
LAC																						
@ Was																						
@ NYG																						
Totals	109	1533	491	1042	95	22	51	43.1%	15:06	30	294	121	1507	588	919	98	25	53	47.2%	14:54	26	234

PENALTY BREAKDOWN

	DALLAS								OPPONENT							
	Off. Pen	Pen. Yds	Def. Pen.	Pen. Yds	Spec. Pen.	Tms Yds	Tot Pen	Tot. Yds.	Off. Pen	Pen. Yds	Def. Pen.	Pen. Yds	Spec. Pen.	Tms Yds	Tot Pen	Tot. Yds.
9/4 @ Phi	2	25	1	5	1	12	4	42	1	5	7	100	1	5	9	110
9/14 NYG	5	35	1	21	6	50	12	106	7	60	6	90	1	10	14	160
9/21 @ Chi	3	20	1	5	0	0	4	25	3	25	3	16	0	0	6	41
9/28 GB	4	20	5	55	2	20	11	95	6	38	1	15	0	0	7	53
10/5 @ NYJ	3	24	6	57	2	10	11	91	6	40	2	10	2	11	10	61
10/12 @ Car	3	15	3	22	0	0	6	37	3	23	3	34	0	0	6	57
10/19 Was	5	45	3	24	2	10	10	79	5	25	3	70	3	23	11	118
10/26 @ Den	4	24	5	56	0	0	9	80	2	20	5	22	0	0	7	42
11/3 Ari																
11/17 @ LV																
11/23 Phi																
11/27 KC																
12/4 @ Det																
12/14 Min																
12/21 LAC																
12/25 @ Was																
TBD @ NYG																
Totals	29	208	25	245	13	102	67	555	33	236	30	357	7	49	70	642

YARDS GAINED BY DOWN

COWBOYS													OPPONENT												
		1ST DOWN			2ND DOWN			3RD DOWN			4TH DOWN			1ST DOWN			2ND DOWN			3RD DOWN			4TH DOWN		
Date	Opponent	Att	Yds	Avg	Att	Yds	Avg	Att	Yds	Avg	Att	Yds	Avg	Att	Yds	Avg	Att	Yds	Avg	Att	Yds	Avg	Att	Yds	Avg
9/4	at Philadelphia	27	79	2.9	17	116	6.8	11	112	10.2	1	0	0.0	25	97	3.9	24	95	4.0	13	110	8.5	0	0	0.0
9/14	N.Y. Giants	39	201	5.2	29	183	6.3	14	83	5.9	1	11	11.0	29	288	9.9	20	73	3.7	14	128	9.1	2	32	16.0
9/21	at Chicago	31	230	7.4	22	112	5.1	11	38	3.5	3	16	5.3	25	207	8.3	17	40	2.4	14	134	9.6	1	4	4.0
9/28	Green Bay	31	212	6.8	24	138	5.8	11	74	6.7	1	12	12.0	37	185	5.0	27	137	5.1	14	158	11.3	1	14	14.0
10/5	at N.Y. Jets	28	259	9.3	18	79	4.4	13	78	6.0	0	0	0.0	33	232	7.0	21	52	2.5	16	78	4.9	3	16	5.3
10/12	at Carolina	21	69	3.3	18	91	5.1	12	121	10.1	2	11	5.5	33	242	7.3	22	115	5.2	8	46	5.8	1	7	7.0
10/19	Washington	31	233	7.5	19	125	6.6	12	67	5.6	0	0	0.0	27	165	6.1	19	62	3.3	16	114	7.1	2	0	0.0
10/26	at Denver	31	132	4.3	25	159	6.4	11	31	2.8	1	17	17.0	30	187	6.2	19	184	9.7	8	55	6.9	0	0	0.0
11/3	Arizona																								
11/17	at Las Vegas																								
11/23	Philadelphia																								
11/27	Kansas City																								
12/4	at Detroit																								
12/14	Minnesota																								
12/21	L.A. Chargers																								
12/25	at Washington																								
1/4	at N.Y. Giants																								
	TOTALS	239	1,415	5.9	172	1,003	5.8	95	604	6.4	9	67	7.4	239	1,603	6.7	169	758	4.5	103	823	8.0	10	73	7.3

KICKOFFS AND REPLAYS

KICKOFF ANALYSIS

	Total	Opp. Returns	TB	Opp. Return Yards	Opp. Avg. Return	Opp. Avg. Starting Yard Line	Opp. Starts Inside 10	Opp. Returns over 20 yards
Aubrey	50	33	15	885	26.8	30.1	0	28
Tot.	50	33	15	885	26.8	30.1	0	28
Opp. Tot.	47	34	12	848	24.9	29.4	0	25

Does not include squibb, pooch and onside kicks

REPLAY CHALLENGES

Dallas
(0-0)

Game	Situation	Play	Challenge	Decision	Drive Result
------	-----------	------	-----------	----------	--------------

Opponent
(0-0)

Game	Situation	Play	Challenge	Decision	Drive Result
------	-----------	------	-----------	----------	--------------

Overturned Booth Review

Game	Situation	Play	Challenge	Decision	Drive Result
GB	GB-2-6-DAL 15	J. Love pass to T. Kraft, TD	Runner broke the plane ruling	Reversed	TD
Was	WAS-3-1-DAL 3	C. Rodriguez left tackle for 2 yards	Runner broke the plane ruling	Reversed	TD

TEAM RECORD WHEN

CATEGORY	2025 SEASON W-L-T	CATEGORY	2025 SEASON W-L-T
COWBOYS AT AT&T STADIUM	2-0-1	COWBOYS LEAD AT HALFTIME	2-1-1
COWBOYS ON THE ROAD	1-4	SCORE TIED AT HALFTIME	0-0
COWBOYS ON ARTIFICIAL TURF	3-1-1	COWBOYS TRAIL AT HALFTIME	1-3
COWBOYS ON GRASS	0-3	COWBOYS LEAD AFTER 1ST QUARTER	1-0
COWBOYS IN DOMES	0-0	SCORE TIED AFTER 1ST QUARTER	1-2
COWBOYS IN RETRACTABLE ROOF STADIUMS	0-0-1	COWBOYS TRAIL AFTER 1ST QUARTER	1-2-1
COWBOYS OUTDOORS	0-0	COWBOYS LEAD AFTER 3RD QUARTER	3-1-1
COWBOYS INDOORS	0-0-1	SCORE TIED AFTER 3RD QUARTER	0-0
		COWBOYS TRAIL AFTER 3RD QUARTER	0-3
DAY GAMES	3-3	GAME GOES TO OVERTIME	1-0-1
KICKOFF AT 12:00 CDT	2-1		
KICKOFF AT 3:00 CDT	1-2	COWBOYS SCORE 20 OR MORE POINTS	3-3-1
NIGHT GAMES	0-1-1	COWBOYS SCORE 19 OR LESS POINTS	0-1
		COWBOYS SCORE FIRST	1-2
VS. NFC EAST OVERALL	2-1	OPPONENT SCORES FIRST	2-2-1
VS. NFC EAST AT HOME	2-0	COWBOYS SCORE ON FIRST POSSESSION	2-2
VS. NFC EAST ON THE ROAD	0-1	COWBOYS ALLOW 20 OR MORE	3-4-1
		COWBOYS ALLOW 19 OR LESS POINTS	0-0
VS. NFC	2-3-1		
VS. NFC SOUTH	0-1	COWBOYS HAVE + TURNOVER RATIO	2-1-1
VS. NFC NORTH	0-1-1	TURNOVER RATIO EVEN	1-0
VS. NFC WEST	0-0	COWBOYS HAVE - TURNOVER RATIO	0-3
VS. AFC	1-1	COWBOYS HAVE 30:00+TOP	2-2-1
VS. AFC EAST	1-0	COWBOYS HAVE LESS THAN 30:00 TOP	1-2
VS. AFC SOUTH	0-0		
VS. AFC NORTH	0-0	COWBOYS HAVE 100-YARD RUSHER	2-0
VS. AFC WEST	0-1	COWBOYS HAVE 300 NET PASSING YARDS	1-0-1
		COWBOYS HAVE 1 100-YARD RECEIVER	3-2-1
COWBOYS WIN COIN TOSS	3-1-1	COWBOYS HAVE 2 100-YARD RECEIVERS	0-0
COWBOYS LOSE COIN TOSS	0-3		
IN SEPTEMBER	1-2-1	OPPONENTS HAVE 100-YARD RUSHER	1-2
IN OCTOBER	2-2	OPPONENTS HAVE 300 NET PASSING YARDS	1-0-1
IN NOVEMBER	0-0	OPPONENTS HAVE 1 100-YARD RECEIVER	0-1
IN DECEMBER	0-0	OPPONENTS HAVE 2 100-YARD RECEIVERS	1-0
IN JANUARY	0-0		
ON SUNDAY NIGHT	0-0-1		
ON THURSDAY NIGHT	0-1		
ON MONDAY NIGHT	0-0		
ON SATURDAY	0-0		

WEEK-BY-WEEK NFL RANKINGS

NFC										NFL									
		OFFENSE				DEFENSE						OFFENSE				DEFENSE			
DATE	OPPONENT	TOTAL	RUSH	POINTS		TOTAL	RUSH	POINTS		DATE	OPPONENT	TOTAL	RUSH	POINTS		TOTAL	RUSH	POINTS	
				PASS	SCORED			PASS	SCORED					PASS	SCORED			PASS	SCORED
9/4	at Philadelphia	6	T-5	T-8	T-7	9	14	3	T-12	9/4	at Philadelphia	17	T-10	T-18	T-15	15	28	7	T-22
9/14	N.Y. Giants	1	5	4	2	15	12	16	T-14	9/14	N.Y. Giants	3	11	7	5	30	23	30	T-27
9/21	at Chicago	2	6	2	7	15	11	16	15	9/21	at Chicago	4	11	3	10	30	17	32	27
9/28	Green Bay	1	6	1	2	16	11	16	16	9/28	Green Bay	1	12	1	5	32	20	32	31
10/5	at N.Y. Jets	1	4	3	2	16	13	16	16	10/5	at N.Y. Jets	1	8	3	4	32	23	32	29
10/12	at Carolina	1	7	2	2	16	15	16	16	10/12	at Carolina	1	15	2	3	32	29	32	31
10/19	Washington	1	7	2	1	16	16	16	16	10/19	Washington	1	13	2	2	32	30	32	30
10/26	at Denver	1	6	1	1	16	15	16	16	10/26	at Denver	2	13	1	2	31	29	31	31
11/3	Arizona									11/3	Arizona								
[bye]										[bye]									
11/23	Philadelphia									11/23	Philadelphia								
11/27	Kansas City									11/27	Kansas City								
12/4	@ Detroit									12/4	@ Detroit								
12/14	Minnesota									12/14	Minnesota								
12/21	L.A. Chargers									12/21	L.A. Chargers								
12/25	@ Washington									12/25	@ Washington								
1/4	@ N.Y. Giants									1/4	@ N.Y. Giants								

THE LAST TIME...

BY COWBOYS

BY OPPONENT

PASSING		
502 yards, Dak Prescott vs. Cleveland, 10/4/20	500 Passing Yards	* Never Has Happened *
404 yards, Dak Prescott vs. N.Y. Giants, 11/12/23	400 Passing Yards	450 yards, Russell Wilson vs. N.Y. Giants, 9/14/25
319 yards, Dak Prescott vs. Green Bay, 9/28/25	300 Passing Yards	337 yards, Jordan Love vs. Green Bay, 9/28/25
52 att., Dak Prescott vs. N.Y. Giants, 9/14/25	50+ Pass Attempts	50 att., Tom Brady @ Tampa Bay, 9/9/21
40 att., Dak Prescott vs. Green Bay, 9/28/25	40+ Pass Attempts	46 att., Justin Fields @ N.Y. Jets, 10/5/25
42 comp, Dak Prescott @ Tampa Bay, 9/9/21	40+ Pass Completions	41 comp, Kirk Cousins vs. Washington, 11/24/16
31 comp, Dak Prescott vs. Green Bay, 9/28/25	30+ Pass Completions	32 comp, Justin Fields @ N.Y. Jets, 10/5/25
25 comp, Dak Prescott @ Carolina, 10/12/25	25+ Pass Completions	32 comp, Justin Fields @ N.Y. Jets, 10/5/25
74 yards, Dak Prescott vs. Washington, 10/19/25	Pass Play of 50-or-more Yards	65 yards, Caleb Williams @ Chicago, 9/21/25
* Never Has Happened *	Six Touchdown Passes	6 tds, Y.A. Tittle @ N.Y. Giants, 12/16/62
5 tds, Dak Prescott: (14, 24, 2, 9, 8) @ Philadelphia, 1/8/22	Five Touchdown Passes	5 tds, Russell Wilson: (43, 1, 1, 1, 29) @ Seattle, 9/27/20
4 tds, Dak Prescott: (26, 1, 43, 4) @ N.Y. Jets, 10/5/25	Four Touchdown Passes	4 tds, Bo Nix: (25, 24, 7, 5) @ Denver, 10/26/25
3 tds, Dak Prescott: (74, 2, 5) vs. Washington, 10/19/25	Three Touchdown Passes	3 tds, Bryce Young: (19, 36, 2) @ Carolina, 10/12/25
5 ints, Tony Romo vs. Chicago, 10/1/12	Five Interceptions Thrown	5 ints, Dan Marino vs. Miami, 11/25/99
4 ints, Tony Romo vs. N.Y. Giants, 10/28/12	Four Interceptions Thrown	4 ints, Taysom Hill @ New Orleans, 12/2/21
3 ints, Dak Prescott @ San Francisco, 10/8/23	Three Interceptions Thrown	3 ints, Zach Wilson vs. N.Y. Jets, 9/17/23
2 ints, Dak Prescott @ Denver, 10/26/25	Two Interceptions Thrown	2 ints, Bryce Young @ Carolina, 12/15/24
Joe Milton @ Denver, 10/26/25	100-Plus Passer Rating	Bo Nix @ Denver, 10/26/25
RUSHING		
253 yards, DeMarco Murray vs. St. Louis, 10/23/11	200 Rushing Yards	200 yards, Alfred Morris @ Washington, 12/30/12
151 yards, Ezekiel Elliott @ Philadelphia, 11/11/18	150 Rushing Yards	183 yards, Rico Dowdle @ Carolina, 10/12/25
116 yards, Javonte Williams vs. Washington, 10/19/25	100 Rushing Yards	111 yards, J.K. Dobbins @ Denver, 10/26/25
131 yards/117 yards, Tony Pollard/Ezekiel Elliott vs. L.A. Rams, 12/15/19	Two 100-Yard Rushers	139 yards/108 yards, Le'Ron McClain/Willis McGahee vs. Baltimore, 12/20/08
4 tds, Emmitt Smith @ N.Y. Giants, 9/4/95	Four Rushing Touchdowns	4 tds, Aaron Jones: (18, 3, 5, 1) vs. Green Bay, 10/6/19
3 tds, Tony Pollard: (18, 7, 54) vs. Chicago, 10/30/22	Three Rushing Touchdowns	3 tds, Joe Mixon: (45, 1, 1) vs. Houston, 11/18/24
2 tds, Javonte Williams: (1, 1) @ Denver, 10/26/25	Two Rushing Touchdowns	2 tds, RJ Harvey: (40, 1) @ Denver, 10/26/25
2 tds/2 tds, Tony Dorsett (9, 33)/Robert Newhouse (14, 3) @ N.Y. Giants, 11/9/80	Two Players with Two Rushing Touchdowns	* Never Has Happened *
CeeDee Lamb: (14)/Rico Dowdle: (1)/Dak Prescott: (10) vs. N.Y. Giants, 11/12/23	Three Players with one Rushing Touchdown	James Cook III: (24)/Josh Allen: (1)/Latavius Murray: (2) @ Buffalo, 12/17/23
33 att., Ezekiel Elliott @ Washington, 10/29/17	30+ Rushing Attempts	30 att., Rico Dowdle @ Carolina, 10/12/25
91 yards, DeMarco Murray vs. St. Louis, 10/23/11	Run of 75+ Yards	82 yards, Le'Ron McClain vs. Baltimore, 12/20/08
66 yards, Javonte Williams @ N.Y. Jets, 10/5/25	Run of 50-74 Yards	69 yards, Kenyan Drake vs. Arizona, 10/19/20
354 yards, Dallas 37, Seattle 13 @ Baltimore, 12/6/81	300 Rushing Yards (Team)	307 yards vs. Cleveland, 10/4/20
211 yards @ Carolina, 12/15/24	200 Rushing Yards (Team)	216 yards @ Carolina, 10/12/25
RECEIVING		
227 yards, CeeDee Lamb vs. Detroit, 12/30/23	200 Receiving Yards	329 yards, Calvin Johnson @ Detroit, 10/27/13
168 yards, George Pickens @ Carolina, 10/12/25	150 Receiving Yards	167 yards, Malik Nabers vs. N.Y. Giants, 9/14/25
110 yards, CeeDee Lamb vs. Washington, 10/19/25	100 Receiving Yards	101 yards, Luther Burden III @ Chicago, 9/21/25
173 yards/151 yards, Brandin Cooks/CeeDee Lamb vs. N.Y. Giants, 11/12/23	Two 100-Yard Receivers	167 yards/142 yards, Malik Nabers/Wan'Dale Robinson vs. N.Y. Giants, 9/14/25
4 tds, Terrell Owens: (4, 31, 46, 52) vs. Washington, 11/18/07	Four Touchdown Receptions	4 tds, Harold Jackson @ LA Rams, 10/14/73
3 tds, Michael Gallup: (4, 32, 45) vs. Washington, 12/29/19	Three Touchdown Receptions	3 tds, Romeo Doubs: (2, 1, 15) vs. Green Bay, 9/28/25
2 tds, Jake Ferguson: (2, 5) vs. Washington, 10/19/25	Two Touchdown Receptions	2 tds, Troy Franklin: (25, 7) @ Denver, 10/26/25
Cedrick Wilson: (14, 24)/Dalton Schultz: (2, 9) @ Philadelphia, 1/8/22	Two Players with Two Touchdown Receptions	Jerry Rice/Terrell Owens vs. San Francisco, 9/24/00
13 , Jake Ferguson @ Chicago, 9/21/25	10+ Receptions	14 , Ja'Marr Chase vs. Cincinnati, 12/9/24
74 yards, CeeDee Lamb vs. Washington, 10/19/25	70-Yard Reception	83 yards, Jalen Coker @ Carolina, 12/15/24
64 yards, KaVontae Turpin vs. Houston, 11/18/24	60-Yard Reception	65 yards, Luther Burden III @ Chicago, 9/21/25
52 yards, CeeDee Lamb vs. Tampa Bay, 12/22/24	50-Yard Reception	52 yards, Darius Slayton vs. N.Y. Giants, 9/14/25

THE LAST TIME...

COMBINED YARDS

116 yards/110 yards, Javonte Williams/CeeDee Lamb vs. Washington, 10/19/25	100-Yard Rusher and 100-Yard Receiver	167 yards/120 yards, Saquon Barkley/DeVonta Smith @ Philadelphia, 12/29/24
134 yards/319 yards, George Pickens/Dak Prescott vs. Green Bay, 9/28/25	100-Yard Receiver and 300-Yard Passer	167/142 yards/450 yards, Malik Nabers/Wan'Dale Robinson/Russell Wilson vs. N.Y. Giants, 9/14/25
110 yards/302 yards, Ezekiel Elliott/Dak Prescott vs. N.Y. Giants, 10/10/21	100-Yard Rusher and 300-Yard Passer	103 yards/318 yards, Travis Etienne Jr./Trevor Lawrence @ Jacksonville, 12/18/22
105 yards/377 yards/121 yards, Ezekiel Elliott/Andy Dalton Michael Gallup vs. Philadelphia, 12/27/20	100-Yard Rusher, 300-Yard Passer, 100-Yard Receiver	103 yards/318 yards/109 yards, Travis Etienne Jr./Trevor Lawrence Zay Jones @ Jacksonville, 12/18/22
105 yards/121/121 yards, Ezekiel Elliott/Michael Gallup/Amari Cooper vs. Philadelphia, 12/27/20	100-Yard Rusher, Two 100-Yard Receivers	102 yards/118/129 yards, Michael Turner/Roddy White/Julio Jones @ Atlanta, 11/4/12
173/151 yards/404 yards, Brandin Cooks/CeeDee Lamb/Dak Prescott vs. N.Y. Giants, 11/12/23	Two 100-Yard Receivers, 300-Yard Passer	167/142 yards/450 yards, Malik Nabers/Wan'Dale Robinson/Russell Wilson vs. N.Y. Giants, 9/14/25

DEFENSE

3 ints, Terence Newman @ Washington, 12/14/03	Three-Interception Game	3 ints, Adrian Wilson @ Arizona, 10/20/02
2 ints, DaRon Bland vs. New England, 10/1/23	Two-Interception Game	2 ints, Tremaine Edmunds @ Chicago, 9/21/25
Dexter Coakley: (46, 12)/Deion Sanders: (0, 0) vs. Miami, 11/25/99	Two Players With Two Interceptions	* Never Has Happened *
68 yards, DaRon Bland vs. Washington, 10/19/25	Interception Returned for Touchdown	69 yards, C.J. Gardner-Johnson @ Philadelphia, 12/29/24
* Never Has Happened *	Two Fumble Recoveries	2 fr, Vonn Bell @ New Orleans, 9/29/19
11 yards, Leighton Vander Esch vs. New England, 10/1/23	Fumble Returned for Touchdown	53 yards, Rodney McLeod @ Philadelphia, 11/1/20
5 to vs. Philadelphia, 11/10/24	Forced 5+ Turnovers	5 to vs. Indianapolis, 12/4/22
4 to @ Chicago, 9/21/25	Forced Four Turnovers	4 to @ Carolina, 12/15/24
4 to @ Carolina, 12/15/24	Forced Three+ Turnovers	4 to @ Chicago, 9/21/25
2 to @ Denver, 10/26/25	At Least One Turnover	1 to @ Denver, 10/26/25
4.0 sk, DeMarcus Ware @ Philadelphia, 10/30/11	Four-Sack Game	4.0 sk, Phillip Daniels @ Washington, 12/18/05
3.0 sk, DeMarcus Lawrence @ N.Y. Giants, 9/26/22	Three-Sack Game	3.0 sk, Aidan Hutchinson vs. Detroit, 12/30/23
2.5 sk, Micah Parsons vs. Washington, 1/5/25	Two-Sack Game	2.0 sk, Danielle Hunter vs. Houston, 11/18/24
Sam Williams vs. L.A. Rams, 10/29/23	Safety Scored	Daron Payne vs. Washington, 10/19/25
@ N.Y. Giants, 9/10/23	Shutout	@ Indianapolis, 12/16/18
31 yards @ Carolina, 10/12/25	Less Than 50 Rushing Yards	26 yards @ N.Y. Giants, 9/26/24
87 yards @ Chicago, 9/21/25	Less Than 100 Rushing Yards	31 yards @ Carolina, 10/12/25
49 yards vs. Philadelphia, 11/10/24	Less Than 50 Net Passing Yards	46 yards @ Atlanta, 11/11/01
49 yards vs. Philadelphia, 11/10/24	Less Than 100 Net Passing Yards	85 yards @ Buffalo, 12/17/23
141 yards @ Philadelphia, 12/29/24	Less Than 150 Net Passing Yards	144 yards @ Philadelphia, 9/4/25
136 yards vs. Seattle, 12/24/17	Less Than 150 Net Offensive Yards	146 yards vs. Philadelphia, 11/10/24
180 yards @ Washington, 1/7/24	Less Than 200 Net Offensive Yards	146 yards vs. Philadelphia, 11/10/24

THE LAST TIME...

SPECIAL TEAMS

43 yards/99 yards, Juanyeh Thomas/KaVontae Turpin @ Washington, 11/24/24	Kickoff Returned for Touchdown	100 yards, Dwayne Harris @ N.Y. Giants, 10/25/15
60 yards, KaVontae Turpin @ Cleveland, 9/8/24	Punt Returned for Touchdown	98 yards, Damaris Johnson vs. Philadelphia, 12/2/12
Juanyeh Thomas @ N.Y. Giants, 9/10/23	Blocked Field Goal Returned for Touchdown	55 yards, William White; Eddit Murray, kicker @ Detroit, 10/27/91
Corey Clement vs. Washington, 12/26/21	Blocked Punt Returned for Touchdown	Doug Baldwin @ Seattle, 10/12/14
35 yards, Brandon Aubrey @ Washington, 11/24/24	Field Goal Blocked	45 yards, Graham Gano @ N.Y. Giants, 9/10/23
Brandon McManus [Juanyeh Thomas blocked] vs. Green Bay, 9/28/25	PAT Blocked	Brett Maher [Grover Stewart blocked] vs. Indianapolis, 12/4/22
Chris Jones @ New England, 11/24/19	Punt Blocked	Tress Way @ Washington, 1/7/24
Brandon Aubrey @ N.Y. Jets, 10/5/25	Missed PAT	Austin Seibert/Austin Seibert @ Washington, 11/24/24
@ Washington, 1/7/24	No Punts	vs. Detroit, 10/13/24
10 punts, Bryan Anger @ Washington, 1/8/23	10+ Punts	10 punts, Brad Maynard vs. Chicago, 11/25/04
C.J. Goodwin vs. Baltimore, 9/22/24	Successful Onside Kick	Michael Thomas vs. N.Y. Giants, 9/16/18
6 fg, Dan Bailey: (41, 27, 32, 41, 23, 40) vs. Washington, 9/26/11	Six Field Goals	7 fg, Greg Zuerlein: (49, 44, 44, 30, 28, 43, 33) vs. L.A. Rams, 10/1/17
5 fg, Brandon Aubrey: (35, 21, 55, 26, 30) vs. N.Y. Jets, 9/17/23	Five Field Goals	5 fg, Greg Joseph: (52, 41, 38, 22, 42) @ N.Y. Giants, 9/26/24
4 fg, Brandon Aubrey: (51, 44, 64, 46) vs. N.Y. Giants, 9/14/25	Four Field Goals	4 fg, Jake Bates: (40, 48, 33, 33) vs. Detroit, 10/13/24
61 yards, Brandon Aubrey vs. Washington, 10/19/25	60+ Yard Field Goal	62 yards, Matt Prater @ Arizona, 9/24/23
61 yards, Brandon Aubrey vs. Washington, 10/19/25	50+ Yard Field Goal	55 yards, Ryan Fitzgerald @ Carolina, 10/12/25
20 yards, KaVontae Turpin vs. Cincinnati, 12/9/24	20-Yard Punt Return	21 yards, Gunner Olszewski vs. N.Y. Giants, 9/14/25

TEAM/MISCELLANEOUS

640 yards vs. N.Y. Giants, 11/12/23	600 Net Offensive Yards	625 yards @ New Orleans, 11/10/13
567 yards @ New England, 10/17/21	500 Net Offensive Yards	506 yards vs. N.Y. Giants, 9/14/25
409 yards vs. Washington, 10/19/25	400 Net Offensive Yards	426 yards @ Denver, 10/26/25
@ N.Y. Giants, 9/10/23	Touchdown on Offense, Defense and Special Teams	@ N.Y. Giants, 10/25/15
Dak Prescott @ Chicago, 9/21/25	Two-Point Conversion Made	Justin Fields/Justin Fields @ N.Y. Jets, 10/5/25
Dak Prescott/Dak Prescott vs. Baltimore, 9/22/24	Two-Point Conversion Failed	Bo Nix @ Denver, 10/26/25
Dallas 51, Seattle 7 vs. Seattle, 11/27/80	50 Points Scored	vs. Denver, 10/6/13
vs. Washington, 10/19/25	40 Points Scored	@ Denver, 10/26/25
vs. N.Y. Giants, 9/14/25	Overtime Win	@ Jacksonville, 12/18/22
vs. Washington, 12/26/21	20 First Quarter Points	vs. Atlanta, 9/20/20
@ N.Y. Jets, 10/5/25	20 Second Quarter Points	vs. Detroit, 10/13/24
vs. Denver, 11/7/21	No Points Scored in First Half	vs. N.Y. Giants, 11/12/23
vs. Carolina, 10/3/21	20 Third Quarter Points	@ San Francisco, 10/27/24
vs. N.Y. Giants, 9/14/25	20 Fourth Quarter Points	vs. N.Y. Giants, 9/14/25
20 (Q2) @ N.Y. Jets, 10/5/25	20+ Points in One Quarter	21 (Q4) vs. N.Y. Giants, 9/14/25
31 (second half) @ Washington, 11/24/24	30 Points in One Half	35 (first half) vs. New Orleans, 9/15/24
(10, 10, 7, 14 Points) vs. Seattle, 11/30/23	Scored a Touchdown in Each Quarter	(7, 6, 7, 17, 3 Points) vs. Green Bay, 9/28/25
vs. Washington, 10/19/25	Won by 20+ Points	@ Denver, 10/26/25
vs. Philadelphia, 1/3/10	Shutout at Home	* Never Has Happened *
@ N.Y. Giants, 9/10/23	Shutout on the Road	@ Indianapolis, 12/16/18
0 pen vs. Arizona, 10/30/05	No Penalties	0 pen @ Philadelphia, 11/11/18
10 pen vs. Washington, 10/19/25	10+ Penalties	11 pen vs. Washington, 10/19/25
0 to vs. Washington, 10/19/25	No Turnovers	0 to @ Chicago, 9/21/25
4 td vs. N.Y. Giants, 9/14/25	Four-Touchdown Game	4 td @ Chicago, 9/21/25
3 td @ Denver, 10/26/25	Three-Touchdown Game	3 td vs. Washington, 10/19/25
vs. Philadelphia, 11/10/24	No Touchdowns	@ N.Y. Giants, 9/26/24
42:15 TOP vs. N.Y. Jets, 9/17/23	40:00 Time of Possession (non-overtime)	41:12 TOP vs. Denver, 11/7/21
@ Carolina, 10/12/25	No Sacks/No Interceptions Allowed	@ Chicago, 9/21/25
4 tds, Terrell Owens vs. Washington, 11/18/07	Four Touchdowns by a Player	4 tds, Alvin Kamara vs. New Orleans, 9/15/24
3 tds, Jake Ferguson vs. Green Bay, 1/14/24	Three Touchdowns by a Player	3 tds, RJ Harvey @ Denver, 10/26/25

LONGEST/SHORTEST

LONGEST DRIVE

Most Plays (Cowboys)	14 plays vs. Green Bay (9/28)	77 yards, 6:49, Touchdown
Most Plays (Opponent)	19 plays at Chicago (9/21)	76 yards, 9:54, Touchdown
Most Yards (Cowboys)	95 yards vs. Green Bay (9/28)	11 plays, 5:09, Touchdown
Most Yards (Opponent)	84 yards at Denver (10/26)	12 plays, 5:30, Touchdown
Most Time (Cowboys)	7:50 at Carolina (10/12)	13 plays, 77 yards, Touchdown
Most Time (Opponent)	9:54 at Chicago (9/21)	19 plays, 76 yards, Touchdown

LONGEST TOUCHDOWN DRIVE

Most Plays (Cowboys)	14 plays vs. Green Bay (9/28)	77 yards, 6:49
Most Plays (Opponent)	19 plays at Chicago (9/21)	76 yards, 9:54
Most Yards (Cowboys)	95 yards vs. Green Bay (9/28)	11 plays, 5:09
Most Yards (Opponent)	84 yards at Denver (10/26)	12 plays, 5:30
Most Time (Cowboys)	7:50 at Carolina (10/12)	13 plays, 77 yards
Most Time (Opponent)	9:54 at Chicago (9/21)	19 plays, 76 yards

LONGEST FIELD GOAL DRIVE

Most Plays (Cowboys)	11 plays vs. N.Y. Giants (9/14)	56 yards, 6:25
	11 plays at Chicago (9/21)	46 yards, 6:14
Most Plays (Opponent)	16 plays vs. N.Y. Giants (9/14)	60 yards, 8:49
Most Yards (Cowboys)	76 yards vs. Green Bay (9/28)	10 plays, 5:20
Most Yards (Opponent)	71 yards at Carolina (10/12)	15 plays, 6:07
Most Time (Cowboys)	6:25 vs. N.Y. Giants (9/14)	11 plays, 56 yards
Most Time (Opponent)	8:49 vs. N.Y. Giants (9/14)	16 plays, 60 yards

SHORTEST TOUCHDOWN DRIVE

Fewest Plays (Cowboys)	1 plays vs. Green Bay (9/28)	15 yards, 0:04
	1 plays vs. Washington (10/19)	74 yards, 0:11
Fewest Plays (Opponent)	1 plays at Chicago (9/21)	65 yards, 0:11
Fewest Yards (Cowboys)	12 yards at Carolina (10/12)	4 plays, 2:09
Fewest Yards (Opponent)	53 yards vs. Washington (10/19)	7 plays, 2:56
Shortest Time (Cowboys)	0:04 vs. Green Bay (9/28)	1 plays, 15 yards
Shortest Time (Opponent)	0:11 at Chicago (9/21)	1 plays, 65 yards

SHORTEST FIELD GOAL DRIVE

Fewest Plays (Cowboys)	4 plays vs. N.Y. Giants (9/14)	21 yards, 0:25
	4 plays vs. N.Y. Giants (9/14)	42 yards, 2:00
Fewest Plays (Opponent)	5 plays vs. N.Y. Giants (9/14)	52 yards, 1:42
	5 plays at Denver (10/26)	22 yards, 2:08
Fewest Yards (Cowboys)	11 yards vs. Washington (10/19)	8 plays, 3:34
Fewest Yards (Opponent)	22 yards at Denver (10/26)	5 plays, 2:08
Shortest Time (Cowboys)	0:25 vs. N.Y. Giants (9/14)	4 plays, 21 yards
Shortest Time (Opponent)	0:43 vs. Green Bay (9/28)	7 plays, 39 yards

TEAM HIGHS AND LOWS

2025 REGULAR SEASON DALLAS COWBOYS OFFENSIVE HIGHS AND LOWS (THROUGH WEEK 8)

HIGH	DATE	OPPONENT	CATEGORY	LOW	DATE	OPPONENT
44	10/19	vs. Washington	Points	14	9/21	at Chicago
20	9/14	vs. N.Y. Giants	Points in a Quarter	0	9/4	at Philadelphia
					9/14	vs. N.Y. Giants
					9/21	at Chicago
					9/28	vs. Green Bay
27	9/14	vs. N.Y. Giants	Points in a Half	0	9/4	at Philadelphia
					9/21	at Chicago
5	9/28	vs. Green Bay	Total Touchdowns	1	9/21	at Chicago
83	9/14	vs. N.Y. Giants	Total Plays	53	10/12	at Carolina
478	9/14	vs. N.Y. Giants	Total Net Yards	292	10/12	at Carolina
32	9/14	vs. N.Y. Giants	Total First Downs	15	10/12	at Carolina
9	10/5	at N.Y. Jets	First Downs Rushing	1	10/12	at Carolina
18	9/14	vs. N.Y. Giants	First Downs Passing	9	9/4	at Philadelphia
6	9/4	at Philadelphia	First Down Penalties	1	9/28	vs. Green Bay
					10/5	at N.Y. Jets
63.6%	9/4	at Philadelphia	Third Down Efficiency	27.3%	9/21	at Chicago
7.1	10/5	at N.Y. Jets	Average Yards Per Play	5	10/26	at Denver
180	10/5	at N.Y. Jets	Total Net Yards Rushing	31	10/12	at Carolina
31	10/19	vs. Washington	Rushing Attempts	19	10/12	at Carolina
6.2	10/5	at N.Y. Jets	Rushing Average Yards	1.6	10/12	at Carolina
2	9/4	at Philadelphia	Rushing Touchdowns	0	9/21	at Chicago
					10/12	at Carolina
343	9/14	vs. N.Y. Giants	Total Net Yards Passing	188	9/4	at Philadelphia
52	9/14	vs. N.Y. Giants	Passing Attempts	29	10/5	at N.Y. Jets
38	9/14	vs. N.Y. Giants	Passing Completions	18	10/5	at N.Y. Jets
4	10/5	at N.Y. Jets	Passing Touchdowns	0	9/4	at Philadelphia
3	9/21	at Chicago	Passes Thrown for Interception	0	9/4	at Philadelphia
					9/28	vs. Green Bay
					10/5	at N.Y. Jets
					10/12	at Carolina
					...1 more at 0.	
3	9/14	vs. N.Y. Giants	Times Sacked	0	9/4	at Philadelphia
					10/12	at Carolina
3	9/14	vs. N.Y. Giants	QB Sacks	0	9/4	at Philadelphia
					10/12	at Carolina
5	10/5	at N.Y. Jets	Total Punts	2	9/4	at Philadelphia
					9/21	at Chicago
47.7	10/12	at Carolina	Punt Net Average Yards	35.5	9/21	at Chicago
2	9/21	at Chicago	Punt Returns	0	9/4	at Philadelphia
					9/28	vs. Green Bay
					10/26	at Denver
28	9/21	at Chicago	Punt Return Yards	0	9/4	at Philadelphia
					9/28	vs. Green Bay
					10/26	at Denver
9	9/14	vs. N.Y. Giants	Kickoff Returns	1	10/5	at N.Y. Jets
209	9/14	vs. N.Y. Giants	Kickoff Return Yards	32	10/5	at N.Y. Jets
12	9/14	vs. N.Y. Giants	Total Penalties	4	9/4	at Philadelphia
					9/21	at Chicago
106	9/14	vs. N.Y. Giants	Penalty Yards	25	9/21	at Chicago
2	10/12	at Carolina	Total Fumbles	0	9/28	vs. Green Bay
					10/5	at N.Y. Jets
1	9/4	at Philadelphia	Fumbles Lost	0	9/14	vs. N.Y. Giants
					9/28	vs. Green Bay
					10/5	at N.Y. Jets
					10/12	at Carolina
					...2 more at 0.	
37:21	9/14	vs. N.Y. Giants	Time of Possession	25:08	9/4	at Philadelphia
4	9/21	at Chicago	Turnovers	0	9/28	vs. Green Bay
					10/5	at N.Y. Jets
					10/12	at Carolina
					10/19	vs. Washington
93,353	9/28	vs. Green Bay	Attendance	58,389	9/21	at Chicago

TEAM HIGHS AND LOWS

2025 REGULAR SEASON DALLAS COWBOYS DEFENSIVE HIGHS AND LOWS (THROUGH WEEK 8)

HIGH	DATE	OPPONENT	CATEGORY	LOW	DATE	OPPONENT
44	10/26	at Denver	Points	22	10/5	at N.Y. Jets
21	9/14	vs. N.Y. Giants	Points in a Quarter	0	10/19	vs. Washington
27	10/26	at Denver	Points in a Half	3	9/4	at Philadelphia
6	10/26	at Denver	Total Touchdowns	2	9/21	at Chicago
79	9/28	vs. Green Bay	Total Plays	57	10/5	at N.Y. Jets
506	9/14	vs. N.Y. Giants	Total Net Yards	302	10/19	vs. Washington
32	9/28	vs. Green Bay	Total First Downs	18	10/5	at Philadelphia
14	9/4	at Philadelphia	First Downs Rushing	6	9/21	at N.Y. Jets
16	9/28	vs. Green Bay	First Downs Passing	6	10/19	vs. Washington
5	9/28	vs. Green Bay	First Down Penalties	0	9/4	at Philadelphia
71.4%	9/28	vs. Green Bay	Third Down Efficiency	37.5%	9/21	at Philadelphia
7.8	9/14	vs. N.Y. Giants	Average Yards Per Play	4.9	10/12	at Carolina
216	10/12	at Carolina	Total Net Yards Rushing	84	9/4	at Philadelphia
38	9/4	at Philadelphia	Rushing Attempts	21	9/21	vs. N.Y. Giants
6.5	10/5	at N.Y. Jets	Rushing Average Yards	3	10/5	at Chicago
3	9/4	at Philadelphia	Rushing Touchdowns	0	9/21	at Chicago
422	9/14	vs. N.Y. Giants	Total Net Yards Passing	144	10/5	at N.Y. Jets
46	10/5	at N.Y. Jets	Passing Attempts	23	10/12	at Carolina
32	10/5	at N.Y. Jets	Passing Completions	16	9/4	at Philadelphia
4	9/21	at Chicago	Passing Touchdowns	0	10/19	vs. Washington
1	9/14	vs. N.Y. Giants	Passes Thrown for Interception	0	9/4	at Philadelphia
5	10/5	at N.Y. Jets	Times Sacked	0	9/21	at Chicago
5	10/5	at N.Y. Jets	QB Sacks	0	10/26	at Denver
5	10/19	vs. Washington	Total Punts	2	9/21	at Chicago
52.4	10/19	vs. Washington	Punt Net Average Yards	37	10/26	at Denver
4	10/5	at N.Y. Jets	Punt Returns	0	9/21	at Chicago
41	10/5	at N.Y. Jets	Punt Return Yards	0	9/4	at Philadelphia
8	10/19	vs. Washington	Kickoff Returns	2	10/12	at Carolina
209	10/19	vs. Washington	Kickoff Return Yards	32	9/4	at Philadelphia
14	9/14	vs. N.Y. Giants	Total Penalties	6	9/21	at Chicago
160	9/14	vs. N.Y. Giants	Penalty Yards	41	10/12	at Carolina
2	10/12	at Carolina	Total Fumbles	0	9/21	at Chicago
1	9/28	vs. Green Bay	Fumbles Lost	0	9/4	at Philadelphia
35:33	9/28	vs. Green Bay	Time of Possession	26:28	10/26	at Denver
2	10/19	vs. Washington	Turnovers	0	9/4	at Philadelphia
93,353	9/28	vs. Green Bay	Attendance	58,389	9/21	at Chicago

INDIVIDUAL SINGLE-GAME HIGHS

2025 REGULAR SEASON COWBOYS INDIVIDUAL SINGLE-GAME HIGHS

Touchdowns	2	Javonte Williams	at Broncos	10/26
		Jake Ferguson	vs. Commanders	10/19
		Jake Ferguson	at Jets	10/5
		Javonte Williams	at Jets	10/5
		George Pickens	vs. Packers	9/28
Passes Attempted	52	Dak Prescott	vs. Giants	9/14
Passes Completed	38	Dak Prescott	vs. Giants	9/14
Completion Percentage	77.5	Dak Prescott	vs. Packers	9/28
		Dak Prescott	at Bears	9/21
Passing Yards	361	Dak Prescott	vs. Giants	9/14
Yards Per Attempt	8.8	Dak Prescott	vs. Commanders	10/19
Touchdown Passes	4	Dak Prescott	at Jets	10/5
Passer Rating	156.2	Joe Milton	at Broncos	10/26
Pass Receptions	13	Jake Ferguson	at Bears	9/21
Receiving Yards	168	George Pickens	at Panthers	10/12
Touchdown Receptions	2	Jake Ferguson	vs. Commanders	10/19
		Jake Ferguson	at Jets	10/5
		George Pickens	vs. Packers	9/28
Rushing Yards	135	Javonte Williams	at Jets	10/5
Rushing Attempts	20	Javonte Williams	vs. Packers	9/28
Rushing Average	8.4	Javonte Williams	at Jets	10/5
Rushing Touchdowns	2	Javonte Williams	at Broncos	10/26
		Javonte Williams	at Eagles	9/4
Yards From Scrimmage	168	George Pickens	at Panthers	10/12
Combined Net Yards	209	KaVontae Turpin	vs. Packers	9/28
Interceptions Made	1	Trikweze Bridges	at Broncos	10/26
		DaRon Bland	vs. Commanders	10/19
		Donovan Wilson	at Panthers	10/12
		Donovan Wilson	vs. Giants	9/14
Interceptions Thrown	2	Dak Prescott	at Broncos	10/26
		Dak Prescott	at Bears	9/21
INT Return Yards	68	DaRon Bland	vs. Commanders	10/19
Tackles	17	Shemar James	at Jets	10/5
Sacks	1.5	James Houston	at Jets	10/5
Punts	5	Bryan Anger	at Broncos	10/26
		Bryan Anger	at Jets	10/5
Punts Inside the 20	3	Bryan Anger	at Broncos	10/26
Punting Average	51.0	Bryan Anger	at Bears	9/21
Punt Returns	2	KaVontae Turpin	vs. Commanders	10/19
		Jalen Cropper	at Panthers	10/12
		KaVontae Turpin	at Bears	9/21
Punt Return Yards	28	KaVontae Turpin	at Bears	9/21
Kickoff Returns	6	KaVontae Turpin	vs. Packers	9/28
Kickoff Return Yards	175	KaVontae Turpin	vs. Packers	9/28
Field Goals Attempted	4	Brandon Aubrey	vs. Giants	9/14
Field Goals Made	4	Brandon Aubrey	vs. Giants	9/14

2025 REGULAR SEASON DALLAS COWBOYS LONGEST PLAYS

Run From Scrimmage	66	Javonte Williams	at Jets	10/5
Touchdown Run	30	Javonte Williams	vs. Giants	9/14
Passing Long	74	Dak Prescott	vs. Commanders	10/19
Touchdown Pass Long	74	Dak Prescott	vs. Commanders	10/19
Pass Reception	74	CeeDee Lamb	vs. Commanders	10/19
Touchdown Reception	74	CeeDee Lamb	vs. Commanders	10/19
Interception Return	68	DaRon Bland	vs. Commanders	10/19
Longest INT Return for TD	68	DaRon Bland	vs. Commanders	10/19
Punt Return	19	KaVontae Turpin	at Bears	9/21
Kickoff Return	45	KaVontae Turpin	vs. Packers	9/28
Punt	60	Bryan Anger	at Bears	9/21
Field Goal	64	Brandon Aubrey	vs. Giants	9/14
Field Goal Attempt	64	Brandon Aubrey	vs. Giants	9/14

OPPONENTS INDIVIDUAL SINGLE-GAME HIGHS

2025 REGULAR SEASON OPPONENTS INDIVIDUAL SINGLE-GAME HIGHS

Touchdowns	3	RJ Harvey	at Broncos	10/26
		Romeo Doubs	vs. Packers	9/28
Passes Attempted	46	Justin Fields	at Jets	10/5
Passes Completed	32	Justin Fields	at Jets	10/5
Completion Percentage	82.6	Jalen Hurts	at Eagles	9/4
Passing Yards	450	Russell Wilson	vs. Giants	9/14
Yards Per Attempt	11.0	Russell Wilson	vs. Giants	9/14
Touchdown Passes	4	Bo Nix	at Broncos	10/26
		Caleb Williams	at Bears	9/21
Passer Rating	142.6	Caleb Williams	at Bears	9/21
Pass Receptions	9	Mason Taylor	at Jets	10/5
		Malik Nabers	vs. Giants	9/14
Receiving Yards	167	Malik Nabers	vs. Giants	9/14
Touchdown Receptions	3	Romeo Doubs	vs. Packers	9/28
Rushing Yards	183	Rico Dowdle	at Panthers	10/12
Rushing Attempts	30	Rico Dowdle	at Panthers	10/12
Rushing Average	8.1	Breece Hall	at Jets	10/5
Rushing Touchdowns	2	RJ Harvey	at Broncos	10/26
		Josh Jacobs	vs. Packers	9/28
		Jalen Hurts	at Eagles	9/4
Yards From Scrimmage	239	Rico Dowdle	at Panthers	10/12
Combined Net Yards	239	Rico Dowdle	at Panthers	10/12
Interceptions Made	2	Tremaine Edmunds	at Bears	9/21
Interceptions Thrown	1	Bo Nix	at Broncos	10/26
		Marcus Mariota	vs. Commanders	10/19
		Bryce Young	at Panthers	10/12
		Russell Wilson	vs. Giants	9/14
INT Return Yards	36	Dondrea Tillman	at Broncos	10/26
Tackles	15	Tremaine Edmunds	at Bears	9/21
Sacks	1.0	Zach Allen	at Broncos	10/26
		John Franklin-Myers	at Broncos	10/26
		Braiden McGregor	at Jets	10/5
		Micah Parsons	vs. Packers	9/28
		Dominique Robinson	at Bears	9/21
Punts	5	Tress Way	vs. Commanders	10/19
Punts Inside the 20	2	Daniel Whelan	vs. Packers	9/28
		Braden Mann	at Eagles	9/4
Punting Average	57.2	Tress Way	vs. Commanders	10/19
Punt Returns	4	Avery Williams	at Jets	10/5
Punt Return Yards	41	Avery Williams	at Jets	10/5
Kickoff Returns	8	Luke McCaffrey	vs. Commanders	10/19
Kickoff Return Yards	209	Luke McCaffrey	vs. Commanders	10/19
Field Goals Attempted	3	Ryan Fitzgerald	at Panthers	10/12
		Graham Gano	vs. Giants	9/14
Field Goals Made	3	Ryan Fitzgerald	at Panthers	10/12
		Graham Gano	vs. Giants	9/14

2025 REGULAR SEASON OPPONENTS LONGEST PLAYS

Run From Scrimmage	40	RJ Harvey	at Broncos	10/26
Touchdown Run	40	RJ Harvey	at Broncos	10/26
Passing Long	65	Caleb Williams	at Bears	9/21
Touchdown Pass Long	65	Caleb Williams	at Bears	9/21
Pass Reception	65	Luther Burden III	at Bears	9/21
Touchdown Reception	65	Luther Burden III	at Bears	9/21
Interception Return	36	Dondrea Tillman	at Broncos	10/26
Longest Opponent's Fumble Return	6	Quinyon Mitchell	at Eagles	9/4
Kickoff Return	46	Marvin Mims Jr.	at Broncos	10/26
Punt	60	Tress Way	vs. Commanders	10/19
Field Goal	58	Jake Elliott	at Eagles	9/4
Field Goal Attempt	58	Jake Elliott	at Eagles	9/4

BIG YARDAGE GAMES

COWBOYS

100-YARD PASS RECEIVERS

DATE	OPPONENT	PLAYER	REC.	YDS.	AVG.	LG	TD
9/4	at Philadelphia	C. Lamb	7	110	15.7	32	0
9/14	vs. N.Y. Giants	C. Lamb	9	112	12.4	33	0
9/28	vs. Green Bay	G. Pickens	8	134	16.8	28t	2
10/5	at N.Y. Jets	R. Flournoy	6	114	19.0	46	0
10/12	at Carolina	G. Pickens	9	168	18.7	45	1
10/19	vs. Washington	C. Lamb	5	110	22.0	74t	1

100-YARD RUSHERS

DATE	OPPONENT	PLAYER	ATT.	YDS.	AVG.	LG	TD
10/5	at N.Y. Jets	J. Williams	16	135	8.4	66	1
10/19	vs. Washington	J. Williams	19	116	6.1	33	1

300-YARD PASSERS

DATE	OPPONENT	PLAYER	ATT.	YDS.	COMP.	LG	TD
9/14	vs. N.Y. Giants	D. Prescott	52	361	38	33	2
9/28	vs. Green Bay	D. Prescott	40	319	31	34	3

2025 OPPONENTS BIG YARDAGE GAMES

100-YARD PASS RECEIVERS

DATE	OPPONENT	PLAYER	REC.	YDS.	AVG.	LG	TD
9/14	vs. N.Y. Giants	M. Nabers	9	167	18.6	48t	2
9/14	vs. N.Y. Giants	W. Robinson	8	142	17.8	50	1
9/21	at Chicago	L. Burden III	3	101	33.7	65t	1

100-YARD RUSHERS

DATE	OPPONENT	PLAYER	ATT.	YDS.	AVG.	LG	TD
10/5	at N.Y. Jets	B. Hall	14	113	8.1	22	0
10/12	at Carolina	R. Dowdle	30	183	6.1	15	0
10/26	at Denver	J. Dobbins	15	111	7.4	25	0

300-YARD PASSERS

DATE	OPPONENT	PLAYER	ATT.	YDS.	COMP.	LG	TD
9/14	vs. N.Y. Giants	R. Wilson	41	450	30	52	3
9/28	vs. Green Bay	J. Love	43	337	31	46	3

100.0+ PASSER RATING

COWBOYS

PASSING GAMES

DATE	OPPONENT	PLAYER	ATT	CMP	YDS	CMP%	YDS/ATT	YDS/CMP	TD	TD%	INT	INT%	LONG	SACK/LOST	RATING
9/28	vs. Green Bay	D. Prescott	40	31	319	77.5	8.0	10.3	3	7.5	0	0.0	34	1/0	124.9
10/5	at N.Y. Jets	D. Prescott	29	18	237	62.1	8.2	13.2	4	13.8	0	0.0	46	1/1	127.4
10/12	at Carolina	D. Prescott	34	25	261	73.5	7.7	10.4	3	8.8	0	0.0	45	0/0	124.8
10/19	vs. Washington	D. Prescott	30	21	264	70.0	8.8	12.6	3	10.0	0	0.0	74t	1/7	130.4

2025 OPPONENTS 100.0+ PASSER RATING

PASSING GAMES

DATE	OPPONENT	PLAYER	ATT	CMP	YDS	CMP%	YDS/ATT	YDS/CMP	TD	TD%	INT	INT%	LONG	SACK/LOST	RATING
9/14	vs. N.Y. Giants	R. Wilson	41	30	450	73.2	11.0	15.0	3	7.3	1	2.4	52	3/28	123.0
9/21	at Chicago	C. Williams	28	19	298	67.9	10.6	15.7	4	14.3	0	0.0	65t	0/0	142.6
9/28	vs. Green Bay	J. Love	43	31	337	72.1	7.8	10.9	3	7.0	0	0.0	46	1/12	118.1
10/5	at N.Y. Jets	J. Fields	46	32	283	69.6	6.2	8.8	2	4.3	0	0.0	25	5/49	100.2
10/12	at Carolina	B. Young	25	17	199	68.0	8.0	11.7	3	12.0	1	4.0	36t	1/5	114.8
10/26	at Denver	B. Nix	29	19	247	65.5	8.5	13.0	4	13.8	1	3.4	39	0/0	117.4

*Need minimum of 20 attempts to qualify

GAME SUMMARIES



WEEK 1 Dallas Cowboys 20, Philadelphia Eagles 24 69,879 ★ Lincoln Financial Field ★ Sep 4, 2025



Dallas Cowboys	7	13	0	0	—	20
Philadelphia Eagles	7	14	3	0	—	24

SCORING DRIVES					
TEAM	QTR	TIME	SCORING PLAY	DAL	PHI
Cowboys	1	11:49	J.Williams 1 yd. run (B.Aubrey kick) (6:53, 3:11)	7	0
Eagles	1	5:55	J.Hurts 4 yd. run (J.Elliott kick) (10:70, 5:54)	7	7
Cowboys	2	14:56	J.Williams 1 yd. run (B.Aubrey kick) (9:88, 5:59)	14	7
Eagles	2	6:46	J.Hurts 8 yd. run (J.Elliott kick) (12:65, 8:10)	14	14
Cowboys	2	2:34	B.Aubrey 41 yd. Field Goal (10:46, 4:12)	17	14
Eagles	2	:51	S.Barkley 10 yd. run (J.Elliott kick) (8:81, 1:43)	17	21
Cowboys	2	:00	B.Aubrey 53 yd. Field Goal (7:53, 0:51)	20	21
Eagles	3	8:30	J.Elliott 58 yd. Field Goal (10:32, 6:30)	20	24

Team Statistics	Cowboys	Eagles
First Downs	22	20
3rd-Down Eff. (Made/Att/Pct)	7/11/64%	8/13/62%
4th-Down Eff. (Made/Att/Pct)	0/1/0%	0/0/0%
Total Net Yards	307	302
Total Plays	56	62
Yards Per Play	5.5	4.9
Rushes/Net Yards	22/119	38/158
Net Passing	188	144
Pass Attempts/Completions	34/21	23/19
Had Intercepted	0	0
Sacked/Yards Lost	0/0	1/8
Punts/Average	2/43.5	3/48.7
Penalties/Yards	4/42	9/110
Fumbles/Lost	1/1	0/0
Possession Time	25:08	34:52

DALLAS COWBOYS								
PASSING	ATT	COM	YDS	SK/YD	TD	LG	INT	RTG
Dak Prescott	34	21	188	0/0	0	32	0	76.6
TOTAL	34	21	188	0/0	0	32	0	76.6

RUSHING	ATT	YDS	AVG	LG	TD
Javonte Williams	15	54	3.6	11	2
Miles Sanders	4	53	13.3	49	0
KaVontae Turpin	2	9	4.5	5	0
Dak Prescott	1	3	3.0	3	0
TOTAL	22	119	5.4	49	2

RECEIVING	NO	YDS	AVG	LG	TD
CeeDee Lamb	7	110	15.7	32	0
Jake Ferguson	5	23	4.6	5	0
George Pickens	3	30	10.0	15	0
KaVontae Turpin	2	18	9.0	16	0
Javonte Williams	2	10	5.0	7	0
Jalen Tolbert	1	0	0.0	0	0
Miles Sanders	1	-3	-3.0	-3	0
TOTAL	21	188	9.0	32	0

PHILADELPHIA EAGLES								
PASSING	ATT	COM	YDS	SK/YD	TD	LG	INT	RTG
Jalen Hurts	23	19	152	1/8	0	51	0	94.2
TOTAL	23	19	152	1/8	0	51	0	94.2

RUSHING	ATT	YDS	AVG	LG	TD
Jalen Hurts	14	62	4.4	15	2
Saquon Barkley	18	60	3.3	16	1
Will Shipley	3	26	8.7	20	0
A.J. Dillon	3	10	3.3	9	0
TOTAL	38	158	4.2	20	3

RECEIVING	NO	YDS	AVG	LG	TD
Dallas Goedert	7	44	6.3	9	0
Saquon Barkley	4	24	6.0	8	0
Jahan Dotson	3	59	19.7	51	0
DeVonta Smith	3	16	5.3	7	0
A.J. Brown	1	8	8.0	8	0
Kylen Granson	1	1	1.0	1	0
TOTAL	19	152	8.0	51	0

GAME SUMMARIES



WEEK 2
New York Giants 37, Dallas Cowboys 40 (OT)
92,781 ★ AT&T Stadium ★ Sep 14, 2025



New York Giants	6	7	3	21	0	—	37
Dallas Cowboys	0	10	7	20	3	—	40

SCORING DRIVES						
TEAM	QTR	TIME	SCORING PLAY	NYG	DAL	
Giants	1	6:11	G.Gano 38 yd. Field Goal (16-60, 8:49)	3	0	
Giants	1	1:05	G.Gano 33 yd. Field Goal (8-55, 3:42)	6	0	
Cowboys	2	8:25	B.Aubrey 51 yd. Field Goal (8-42, 3:49)	6	3	
Giants	2	5:37	M.Nabers 29 yd. pass from R.Wilson (G.Gano kick) (5-70, 2:48)	13	3	
Cowboys	2	2:11	K.Turpin 10 yd. pass from D.Prescott (B.Aubrey kick) (8-64, 3:26)	13	10	
Cowboys	3	7:20	J.Williams 30 yd. run (B.Aubrey kick) (6-90, 3:00)	13	17	
Giants	3	5:38	G.Gano 33 yd. Field Goal (5-52, 1:42)	16	17	
Cowboys	4	14:13	B.Aubrey 44 yd. Field Goal (11-56, 6:25)	16	20	
Giants	4	12:07	C.Skattebo 1 yd. run (G.Gano kick) (4-60, 2:06)	23	20	
Cowboys	4	6:14	M.Sanders 4 yd. run (B.Aubrey kick) (10-85, 5:53)	23	27	
Giants	4	2:44	W.Robinson 32 yd. pass from R.Wilson (G.Gano kick) (7-63, 3:30)	30	27	
Cowboys	4	:52	G.Pickens 6 yd. pass from D.Prescott (B.Aubrey kick) (11-71, 1:52)	30	34	
Giants	4	:25	M.Nabers 48 yd. pass from R.Wilson (G.Gano kick) (3-63, 0:27)	37	34	
Cowboys	4	:00	B.Aubrey 64 yd. Field Goal (4-21, 0:25)	37	37	
Cowboys	OT	:00	B.Aubrey 46 yd. Field Goal (4-42, 2:00)	37	40	

Team Statistics	Giants	Cowboys
First Downs	22	32
3rd-Down Eff. (Made/Att/Pct)	6/14/43%	6/14/43%
4th-Down Eff. (Made/Att/Pct)	1/2/50%	1/1/100%
Total Net Yards	506	478
Total Plays	65	83
Yards Per Play	7.8	5.8
Rushes/Net Yards	21/84	28/135
Net Passing	422	343
Pass Attempts/Completions	41/30	52/38
Had Intercepted	1	1
Sacked/Yards Lost	3/28	3/18
Punts/Average	3/45.0	4/47.8
Penalties/Yards	14/160	12/106
Fumbles/Lost	1/0	1/0
Possession Time	32:39	37:21

NEW YORK GIANTS								
PASSING	ATT	COM	YDS	SK/YD	TD	LG	INT	RTG
Russell Wilson	41	30	450	3/28	3	52	1	123.0
TOTAL	41	30	450	3/28	3	52	1	123.0

RUSHING	ATT	YDS	AVG	LG	TD
Cam Skattebo	11	45	4.1	24	1
Russell Wilson	3	23	7.7	15	0
Tyrone Tracy Jr.	5	15	3.0	9	0
Devin Singletary	1	4	4.0	4	0
Jaxson Dart	1	-3	-3.0	-3	0
TOTAL	21	84	4.0	24	1

RECEIVING	NO	YDS	AVG	LG	TD
Malik Nabers	9	167	18.6	48t	2
Wan'Dale Robinson	8	142	17.8	50	1
Tyrone Tracy Jr.	4	36	9.0	14	0
Theo Johnson	4	34	8.5	14	0
Darius Slayton	2	61	30.5	52	0
Cam Skattebo	2	14	7.0	9	0
Devin Singletary	1	-4	-4.0	-4	0
TOTAL	30	450	15.0	52	3

DALLAS COWBOYS								
PASSING	ATT	COM	YDS	SK/YD	TD	LG	INT	RTG
Dak Prescott	52	38	361	3/18	2	33	1	96.7
TOTAL	52	38	361	3/18	2	33	1	96.7

RUSHING	ATT	YDS	AVG	LG	TD
Javonte Williams	18	97	5.4	30t	1
Dak Prescott	3	17	5.7	14	0
Miles Sanders	5	15	3.0	6	1
KaVontae Turpin	2	6	3.0	7	0
TOTAL	28	135	4.8	30T	2

RECEIVING	NO	YDS	AVG	LG	TD
CeeDee Lamb	9	112	12.4	33	0
Jake Ferguson	9	78	8.7	19	0
Javonte Williams	6	33	5.5	11	0
George Pickens	5	68	13.6	27	1
KaVontae Turpin	4	47	11.8	16	1
Jalen Tolbert	2	16	8.0	11	0
Miles Sanders	2	4	2.0	3	0
Brevyn Spann-Ford	1	3	3.0	3	0
TOTAL	38	361	9.5	33	2

GAME SUMMARIES



WEEK 3
Dallas Cowboys 14, Chicago Bears 31
58,389 ★ Soldier Field ★ Sep 21, 2025



Dallas Cowboys	3	11	0	0	—	14
Chicago Bears	14	10	7	0	—	31

SCORING DRIVES						
TEAM	QTR	TIME	SCORING PLAY	DAL	CHI	
Bears	1	10:35	R.Odunze 35 yd. pass from C.Williams (C.Santos kick) (5-76, 1:56)	0	7	
Cowboys	1	4:21	B.Aubrey 53 yd. Field Goal (11-46, 6:14)	3	7	
Bears	1	4:10	L.Burden 65 yd. pass from C.Williams (C.Santos kick) (1-65, 0:11)	3	14	
Cowboys	2	13:49	B.Aubrey 33 yd. Field Goal (10-50, 5:21)	6	14	
Cowboys	2	7:57	G.Pickens 2 yd. pass from D.Prescott (D.Prescott-J.Tolbert pass) (7-57, 4:12)	14	14	
Bears	2	4:15	C.Santos 30 yd. Field Goal (8-54, 3:42)	14	17	
Bears	2	:25	C.Kmet 10 yd. pass from C.Williams (C.Santos kick) (7-71, 2:00)	14	24	
Bears	3	:09	D.Moore 4 yd. pass from C.Williams (C.Santos kick) (19-76, 9:54)	14	31	

Team Statistics	Cowboys	Bears
First Downs	23	19
3rd-Down Eff. (Made/Att/Pct)	3/11/27%	8/14/57%
4th-Down Eff. (Made/Att/Pct)	2/3/67%	1/1/100%
Total Net Yards	396	385
Total Plays	67	57
Yards Per Play	5.9	6.8
Rushes/Net Yards	20/121	29/87
Net Passing	275	298
Pass Attempts/Completions	45/34	28/19
Had Intercepted	3	0
Sacked/Yards Lost	2/17	0/0
Punts/Average	2/51.0	4/44.0
Penalties/Yards	4/25	6/41
Fumbles/Lost	1/1	0/0
Possession Time	32:58	27:02

DALLAS COWBOYS								
PASSING	ATT	COM	YDS	SK/YD	TD	LG	INT	RTG
Dak Prescott	40	31	251	2/17	1	37	2	80.3
Joe Milton	5	3	41	0/0	0	24	1	46.7
TOTAL	45	34	292	2/17	1	37	3	71.7

RUSHING	ATT	YDS	AVG	LG	TD
Javonte Williams	10	76	7.6	22	0
Miles Sanders	9	41	4.6	8	0
KaVontae Turpin	1	4	4.0	4	0
TOTAL	20	121	6.1	22	0

RECEIVING	NO	YDS	AVG	LG	TD
Jake Ferguson	13	82	6.3	12	0
George Pickens	5	68	13.6	24	1
Javonte Williams	5	16	3.2	6	0
Jalen Tolbert	3	24	8.0	12	0
Miles Sanders	3	12	4.0	6	0
KaVontae Turpin	2	64	32.0	37	0
Ryan Flournoy	2	21	10.5	11	0
Luke Schoonmaker	1	5	5.0	5	0
TOTAL	34	292	8.6	37	1

CHICAGO BEARS								
PASSING	ATT	COM	YDS	SK/YD	TD	LG	INT	RTG
Caleb Williams	28	19	298	0/0	4	65t	0	142.6
TOTAL	28	19	298	0/0	4	65T	0	142.6

RUSHING	ATT	YDS	AVG	LG	TD
D'Andre Swift	13	33	2.5	11	0
Kyle Monangai	6	16	2.7	8	0
Caleb Williams	5	12	2.4	7	0
Olamide Zaccheaus	1	12	12.0	12	0
DJ Moore	3	7	2.3	5	0
Luther Burden III	1	7	7.0	7	0
TOTAL	29	87	3.0	12	0

RECEIVING	NO	YDS	AVG	LG	TD
DJ Moore	4	21	5.3	12	1
Luther Burden III	3	101	33.7	65t	1
Rome Odunze	3	62	20.7	35t	1
D'Andre Swift	3	45	15.0	41	0
Olamide Zaccheaus	3	24	8.0	11	0
Colston Loveland	1	31	31.0	31	0
Cole Kmet	1	10	10.0	10t	1
Kyle Monangai	1	4	4.0	4	0
TOTAL	19	298	15.7	65T	4

GAME SUMMARIES



WEEK 4
Green Bay Packers 40, Dallas Cowboys 40 (OT)
93,353 ★ AT&T Stadium ★ Sep 28, 2025

Green Bay Packers	7	6	7	17	3	—	40
Dallas Cowboys	0	16	7	14	3	—	40

SCORING DRIVES						
TEAM	QTR	TIME	SCORING PLAY	GB	DAL	
Packers	1	10:02	R.Doubs 2 yd. pass from J.Love (B.McManus kick) (8-69, 4:58)	7	0	
Packers	2	10:37	R.Doubs 1 yd. pass from J.Love (9-68, 5:41)	13	0	
Cowboys	2	:41	D.Prescott 2 yd. run (B.Aubrey kick) (11-95, 5:09)	13	7	
Cowboys	2	:09	G.Pickens 15 yd. pass from D.Prescott (B.Aubrey kick) (1-15, 0:04)	13	14	
Packers	3	7:08	J.Jacobs 1 yd. run (B.McManus kick) (9-76, 5:25)	20	14	
Cowboys	3	:34	J.Ferguson 8 yd. pass from D.Prescott (B.Aubrey kick) (12-80, 6:34)	20	21	
Packers	4	11:39	J.Jacobs 18 yd. run (B.McManus kick) (8-70, 3:55)	27	21	
Cowboys	4	4:50	J.Williams 1 yd. run (B.Aubrey kick) (14-77, 6:49)	27	28	
Packers	4	1:45	R.Doubs 15 yd. pass from J.Love (B.McManus kick) (10-80, 3:05)	34	28	
Cowboys	4	:43	G.Pickens 28 yd. pass from D.Prescott (B.Aubrey kick) (4-54, 1:02)	34	35	
Packers	4	:00	B.McManus 53 yd. Field Goal (7-39, 0:43)	37	35	
Cowboys	OT	4:40	B.Aubrey 22 yd. Field Goal (10-76, 5:20)	37	38	
Packers	OT	:00	B.McManus 34 yd. Field Goal (13-64, 4:40)	40	38	

Team Statistics	Packers	Cowboys
First Downs	32	26
3rd-Down Eff. (Made/Att/Pct)	10/14/71%	4/11/36%
4th-Down Eff. (Made/Att/Pct)	1/1/100%	1/1/100%
Total Net Yards	489	436
Total Plays	79	67
Yards Per Play	6.2	6.5
Rushes/Net Yards	35/164	26/117
Net Passing	325	319
Pass Attempts/Completions	43/31	40/31
Had Intercepted	0	0
Sacked/Yards Lost	1/12	1/0
Punts/Average	2/41.5	4/47.5
Penalties/Yards	7/53	11/95
Fumbles/Lost	1/1	0/0
Possession Time	35:33	34:27

GREEN BAY PACKERS								
PASSING	ATT	COM	YDS	SK/YD	TD	LG	INT	RTG
Jordan Love	43	31	337	1/12	3	46	0	118.1
TOTAL	43	31	337	1/12	3	46	0	118.1

RUSHING	ATT	YDS	AVG	LG	TD
Josh Jacobs	22	86	3.9	19	2
Emanuel Wilson	8	44	5.5	13	0
Jordan Love	3	28	9.3	25	0
Matthew Golden	1	5	5.0	5	0
Savion Williams	1	1	1.0	1	0
TOTAL	35	164	4.7	25	2

RECEIVING	NO	YDS	AVG	LG	TD
Romeo Doubs	6	58	9.7	18	3
Matthew Golden	5	58	11.6	46	0
Tucker Kraft	5	56	11.2	16	0
Josh Jacobs	4	71	17.8	28	0
Emanuel Wilson	3	37	12.3	25	0
Savion Williams	3	22	7.3	16	0
Dontayvion Wicks	2	19	9.5	15	0
Malik Heath	1	9	9.0	9	0
Luke Musgrave	1	6	6.0	6	0
Chris Brooks	1	1	1.0	1	0
TOTAL	31	337	10.9	46	3

DALLAS COWBOYS								
PASSING	ATT	COM	YDS	SK/YD	TD	LG	INT	RTG
Dak Prescott	40	31	319	1/0	3	34	0	124.9
TOTAL	40	31	319	1/0	3	34	0	124.9

RUSHING	ATT	YDS	AVG	LG	TD
Javonte Williams	20	85	4.3	13	1
Ryan Flournoy	1	12	12.0	12	0
Miles Sanders	2	8	4.0	5	0
Hunter Luepke	1	6	6.0	6	0
KaVontae Turpin	1	4	4.0	4	0
Dak Prescott	1	2	2.0	2t	1
TOTAL	26	117	4.5	13	2

RECEIVING	NO	YDS	AVG	LG	TD
George Pickens	8	134	16.8	28t	2
Jake Ferguson	7	40	5.7	11	1
Jalen Tolbert	4	61	15.3	34	0
KaVontae Turpin	3	30	10.0	15	0
Javonte Williams	3	15	5.0	9	0
Miles Sanders	2	17	8.5	9	0
Ryan Flournoy	2	14	7.0	11	0
Luke Schoonmaker	2	8	4.0	5	0
TOTAL	31	319	10.3	34	3

GAME SUMMARIES



WEEK 5
Dallas Cowboys 37, New York Jets 22
81,738 ★ MetLife Stadium ★ Oct 5, 2025



Dallas Cowboys	3	20	7	7	—	37
New York Jets	3	0	3	16	—	22

SCORING DRIVES					
TEAM	QTR	TIME	SCORING PLAY	DAL	NYJ
Jets	1	7:43	N.Folk 25 yd. Field Goal (13-66, 7:17)	0	3
Cowboys	1	4:57	B.Aubrey 35 yd. Field Goal (7-49, 2:46)	3	3
Cowboys	2	11:40	J.Ferguson 26 yd. pass from D.Prescott (B.Aubrey kick) (13-90, 6:10)	9	3
Cowboys	2	:57	J.Williams 5 yd. run (B.Aubrey kick) (7-91, 1:21)	17	3
Cowboys	2	:15	J.Ferguson 1 yd. pass from D.Prescott (kick failed, hru) (2-67, 0:14)	23	3
Cowboys	3	4:33	G.Pickens 43 yd. pass from D.Prescott (B.Aubrey kick) (2-53, 0:43)	30	3
Jets	3	:57	N.Folk 48 yd. Field Goal (6-44, 3:36)	30	6
Jets	4	7:56	A.Beck 1 yd. pass from J.Fields (J.Fields-M.Taylor pass) (10-78, 4:13)	30	14
Cowboys	4	4:31	J.Williams 4 yd. pass from D.Prescott (B.Aubrey kick) (8-46, 3:25)	37	14
Jets	4	1:42	G.Wilson 9 yd. pass from J.Fields (J.Fields-J.Reynolds pass) (11-70, 2:49)	37	22

Team Statistics	Cowboys	Jets
First Downs	22	25
3rd-Down Eff. (Made/Att/Pct)	6/13/46%	7/16/44%
4th-Down Eff. (Made/Att/Pct)	0/0/0%	1/3/33%
Total Net Yards	416	378
Total Plays	59	73
Yards Per Play	7.1	5.2
Rushes/Net Yards	29/180	22/144
Net Passing	236	234
Pass Attempts/Completions	29/18	46/32
Had Intercepted	0	0
Sacked/Yards Lost	1/1	5/49
Punts/Average	5/45.6	4/44.0
Penalties/Yards	11/91	10/61
Fumbles/Lost	0/0	1/1
Possession Time	25:24	34:36

DALLAS COWBOYS								
PASSING	ATT	COM	YDS	SK/YD	TD	LG	INT	RTG
Dak Prescott	29	18	237	1/1	4	46	0	127.4
TOTAL	29	18	237	1/1	4	46	0	127.4

RUSHING	ATT	YDS	AVG	LG	TD
Javonte Williams	16	135	8.4	66	1
Dak Prescott	7	28	4.0	14	0
Ryan Flournoy	2	10	5.0	10	0
Jaydon Blue	4	7	1.8	6	0
TOTAL	29	180	6.2	66	1

RECEIVING	NO	YDS	AVG	LG	TD
Jake Ferguson	7	49	7.0	26t	2
Ryan Flournoy	6	114	19.0	46	0
George Pickens	2	57	28.5	43t	1
Hunter Luepke	1	10	10.0	10	0
Javonte Williams	1	4	4.0	4t	1
Luke Schoonmaker	1	3	3.0	3	0
TOTAL	18	237	13.2	46	4

NEW YORK JETS								
PASSING	ATT	COM	YDS	SK/YD	TD	LG	INT	RTG
Justin Fields	46	32	283	5/49	2	25	0	100.2
TOTAL	46	32	283	5/49	2	25	0	100.2

RUSHING	ATT	YDS	AVG	LG	TD
Breece Hall	14	113	8.1	22	0
Justin Fields	7	26	3.7	11	0
Isaiah Davis	1	5	5.0	5	0
TOTAL	22	144	6.5	22	0

RECEIVING	NO	YDS	AVG	LG	TD
Mason Taylor	9	67	7.4	11	0
Garrett Wilson	6	71	11.8	25	1
Breece Hall	4	42	10.5	16	0
Jeremy Ruckert	4	28	7.0	9	0
Josh Reynolds	3	29	9.7	13	0
Isaiah Davis	3	28	9.3	10	0
Arian Smith	1	14	14.0	14	0
Allen Lazard	1	3	3.0	3	0
Andrew Beck	1	1	1.0	1t	1
TOTAL	32	283	8.8	25	2

GAME SUMMARIES



WEEK 6

Dallas Cowboys 27, Carolina Panthers 30
71,619 ★ Bank of America Stadium ★ Oct 12, 2025



Dallas Cowboys	3	14	7	3	—	27
Carolina Panthers	3	10	7	10	—	30

SCORING DRIVES					
TEAM	QTR	TIME	SCORING PLAY	DAL	CAR
Panthers	1	9:08	R.Fitzgerald 31 yd. Field Goal (8-63, 4:09)	0	3
Cowboys	1	4:48	B.Aubrey 23 yd. Field Goal (10-68, 4:20)	3	3
Cowboys	2	14:56	H.Luepke 3 yd. pass from D.Prescott (B.Aubrey kick) (4-12, 2:09)	10	3
Panthers	2	11:29	T.McMillan 19 yd. pass from B.Young (R.Fitzgerald kick) (6-65, 3:27)	10	10
Cowboys	2	3:39	J.Ferguson 19 yd. pass from D.Prescott (B.Aubrey kick) (13-77, 7:50)	17	10
Panthers	2	:20	R.Fitzgerald 55 yd. Field Goal (9-29, 3:19)	17	13
Panthers	3	13:19	R.Dowdle 36 yd. pass from B.Young (R.Fitzgerald kick) (4-80, 1:41)	17	20
Cowboys	3	2:38	G.Pickens 34 yd. pass from D.Prescott (B.Aubrey kick) (6-73, 2:50)	24	20
Panthers	4	12:20	T.McMillan 2 yd. pass from B.Young (R.Fitzgerald kick) (10-65, 5:18)	24	27
Cowboys	4	9:20	B.Aubrey 28 yd. Field Goal (10-61, 3:00)	27	27
Panthers	4	:00	R.Fitzgerald 33 yd. Field Goal (15-71, 6:07)	27	30

Team Statistics	Cowboys	Panthers
First Downs	15	27
3rd-Down Eff. (Made/Att/Pct)	5/12/42%	3/8/38%
4th-Down Eff. (Made/Att/Pct)	2/2/100%	1/1/100%
Total Net Yards	292	410
Total Plays	53	64
Yards Per Play	5.5	6.4
Rushes/Net Yards	19/31	38/216
Net Passing	261	194
Pass Attempts/Completions	34/25	25/17
Had Intercepted	0	1
Sacked/Yards Lost	0/0	1/5
Punts/Average	3/47.7	2/49.0
Penalties/Yards	6/37	6/57
Fumbles/Lost	2/0	2/0
Possession Time	27:58	32:02

OFFICIALS: Referee: John Hussey (35), Umpire: Duane Heydt (42), Down Judge: Max Causey (21), Line Judge: Carl Johnson (101), Field Judge: Anthony Flemming (90), Side Judge: Allen Baynes (56), Back Judge: Matt Edwards (96), Replay Official: Andrew Lambert, Replay Assistant: Sebrina Brunson

DALLAS COWBOYS								
PASSING	ATT	COM	YDS	SK/YD	TD	LG	INT	RTG
Dak Prescott	34	25	261	0/0	3	45	0	124.8
TOTAL	34	25	261	0/0	3	45	0	124.8

RUSHING	ATT	YDS	AVG	LG	TD
Javonte Williams	13	29	2.2	6	0
Ryan Flournoy	1	3	3.0	3	0
Jaydon Blue	3	0	0.0	2	0
Dak Prescott	2	-1	-0.5	0	0
TOTAL	19	31	1.6	6	0

RECEIVING	NO	YDS	AVG	LG	TD
George Pickens	9	168	18.7	45	1
Javonte Williams	5	5	1.0	9	0
Jake Ferguson	3	33	11.0	19t	1
Ryan Flournoy	3	30	10.0	13	0
Hunter Luepke	2	7	3.5	4	1
Luke Schoonmaker	1	8	8.0	8	0
Jalen Tolbert	1	8	8.0	8	0
Brevyn Spann-Ford	1	2	2.0	2	0
TOTAL	25	261	10.4	45	3

CAROLINA PANTHERS								
PASSING	ATT	COM	YDS	SK/YD	TD	LG	INT	RTG
Bryce Young	25	17	199	1/5	3	36t	1	114.8
TOTAL	25	17	199	1/5	3	36T	1	114.8

RUSHING	ATT	YDS	AVG	LG	TD
Rico Dowdle	30	183	6.1	15	0
Trevor Etienne	3	17	5.7	11	0
Jimmy Horn Jr.	1	11	11.0	11	0
Bryce Young	3	5	1.7	8	0
DeeJay Dallas	1	0	0.0	0	0
TOTAL	38	216	5.7	15	0

RECEIVING	NO	YDS	AVG	LG	TD
Rico Dowdle	4	56	14.0	36t	1
Tommy Tremble	4	39	9.8	16	0
Tetairoa McMillan	3	29	9.7	19t	2
Jimmy Horn Jr.	2	36	18.0	34	0
Xavier Legette	2	11	5.5	15	0
Mitchell Evans	1	21	21.0	21	0
Hunter Renfrow	1	7	7.0	7	0
TOTAL	17	199	11.7	36T	3

GAME SUMMARIES



WEEK 7
Washington Commanders 22, Dallas Cowboys 44
93,051 ★ AT&T Stadium ★ Oct 19, 2025



Washington Commanders	8	7	7	0	—	22
Dallas Cowboys	17	10	14	3	—	44

SCORING DRIVES					
TEAM	QTR	TIME	SCORING PLAY	WAS	DAL
Cowboys	1	13:05	J.Williams 2 yd. run (B.Aubrey kick) (5-66, 1:55)	0	7
Commanders	1	11:23	J.Williams tackled in end zone by D.Payne, J.Martin for a Safety	2	7
Commanders	1	7:38	Z.Ertz 5 yd. pass from J.Daniels (run failed) (7-65, 3:45)	8	7
Cowboys	1	6:14	B.Aubrey 47 yd. Field Goal (5-31, 1:24)	8	10
Cowboys	1	4:27	C.Lamb 74 yd. pass from D.Prescott (B.Aubrey kick) (1-74, 0:11)	8	17
Cowboys	2	7:22	B.Aubrey 61 yd. Field Goal (8-11, 3:34)	8	20
Commanders	2	:45	J.Daniels 1 yd. run (M.Gay kick) (7-68, 1:11)	15	20
Cowboys	2	:10	J.Ferguson 2 yd. pass from D.Prescott (B.Aubrey kick) (4-72, 0:35)	15	27
Cowboys	3	7:44	J.Ferguson 5 yd. pass from D.Prescott (B.Aubrey kick) (9-55, 4:03)	15	34
Cowboys	3	5:31	D.Bland 68 yd. interception return (B.Aubrey kick)	15	41
Commanders	3	2:35	C.Rodriguez 3 yd. run (M.Gay kick) (7-53, 2:56)	22	41
Cowboys	4	12:45	B.Aubrey 29 yd. Field Goal (9-56, 4:50)	22	44

Team Statistics	Commanders	Cowboys
First Downs	18	21
3rd-Down Eff. (Made/Att/Pct)	7/16/44%	6/12/50%
4th-Down Eff. (Made/Att/Pct)	0/2/0%	0/0/0%
Total Net Yards	341	409
Total Plays	64	62
Yards Per Play	5.3	6.6
Rushes/Net Yards	28/136	31/152
Net Passing	205	257
Pass Attempts/Completions	32/16	30/21
Had Intercepted	1	0
Sacked/Yards Lost	4/14	1/7
Punts/Average	5/57.2	3/42.7
Penalties/Yards	11/118	10/79
Fumbles/Lost	1/1	1/0
Possession Time	28:39	31:21

WASHINGTON COMMANDERS								
PASSING	ATT	COM	YDS	SK/YD	TD	LG	INT	RTG
Jayden Daniels	22	12	156	2/5	1	44	0	92.2
Marcus Mariota	10	4	63	2/9	0	27	1	22.1
TOTAL	32	16	219	4/14	1	44	1	69.7

RUSHING	ATT	YDS	AVG	LG	TD
Jayden Daniels	8	35	4.4	14	1
Marcus Mariota	2	34	17.0	25	0
Jacory Croskey-Merritt	13	33	2.5	9	0
Jeremy McNichols	2	22	11.0	19	0
Chris Rodriguez Jr.	3	12	4.0	7	1
TOTAL	28	136	4.9	25	2

RECEIVING	NO	YDS	AVG	LG	TD
Robbie Chosen	4	36	9.0	13	0
Jaylin Lane	3	60	20.0	35	0
Zach Ertz	3	37	12.3	27	1
Chris Moore	2	59	29.5	44	0
Jeremy McNichols	2	23	11.5	12	0
John Bates	1	5	5.0	5	0
Jacory Croskey-Merritt	1	-1	-1.0	-1	0
TOTAL	16	219	13.7	44	1

DALLAS COWBOYS								
PASSING	ATT	COM	YDS	SK/YD	TD	LG	INT	RTG
Dak Prescott	30	21	264	1/7	3	74t	0	130.4
TOTAL	30	21	264	1/7	3	74T	0	130.4

RUSHING	ATT	YDS	AVG	LG	TD
Javonte Williams	19	116	6.1	33	1
Jaydon Blue	7	29	4.1	9	0
Dak Prescott	5	7	1.4	7	0
TOTAL	31	152	4.9	33	1

RECEIVING	NO	YDS	AVG	LG	TD
Jake Ferguson	7	29	4.1	15	2
CeeDee Lamb	5	110	22.0	74t	1
George Pickens	4	82	20.5	44	0
KaVontae Turpin	1	17	17.0	17	0
Jalen Tolbert	1	16	16.0	16	0
Jaydon Blue	1	5	5.0	5	0
Hunter Luepke	1	3	3.0	3	0
Javonte Williams	1	2	2.0	2	0
TOTAL	21	264	12.6	74T	3

GAME SUMMARIES



WEEK 8
Dallas Cowboys 24, Denver Broncos 44
75,877 ★ Empower Field at Mile High ★ Oct 26, 2025



Dallas Cowboys	3	7	7	7	—	24
Denver Broncos	14	13	3	14	—	44

SCORING DRIVES					
TEAM	QTR	TIME	SCORING PLAY	DAL	DEN
Cowboys	1	10:34	B.Aubrey 24 yd. Field Goal (8-46, 3:01)	3	0
Broncos	1	8:13	R.Harvey 40 yd. run (W.Lutz kick) (5-74, 2:21)	3	7
Broncos	1	3:04	T.Franklin 25 yd. pass from B.Nix (W.Lutz kick) (4-62, 2:39)	3	14
Cowboys	2	7:29	J.Williams 1 yd. run (B.Aubrey kick) (11-59, 6:15)	10	14
Broncos	2	3:47	R.Harvey 1 yd. run (pass failed) (6-65, 3:42)	10	20
Broncos	2	:39	P.Bryant 24 yd. pass from B.Nix (W.Lutz kick) (7-72, 1:35)	10	27
Cowboys	3	8:10	J.Williams 1 yd. run (B.Aubrey kick) (13-65, 6:50)	17	27
Broncos	3	6:02	W.Lutz 42 yd. Field Goal (5-22, 2:08)	17	30
Broncos	4	12:48	T.Franklin 7 yd. pass from B.Nix (W.Lutz kick) (12-84, 5:30)	17	37
Broncos	4	7:14	R.Harvey 5 yd. pass from B.Nix (W.Lutz kick) (8-55, 3:01)	17	44
Cowboys	4	4:44	J.Tolbert 35 yd. pass from J.Milton (B.Aubrey kick) (6-65, 2:30)	24	44

Team Statistics	Cowboys	Broncos
First Downs	24	25
3rd-Down Eff. (Made/Att/Pct)	4/11/36%	5/8/63%
4th-Down Eff. (Made/Att/Pct)	1/1/100%	0/0/0%
Total Net Yards	339	426
Total Plays	68	57
Yards Per Play	5.0	7.5
Rushes/Net Yards	31/108	28/179
Net Passing	231	247
Pass Attempts/Completions	35/22	29/19
Had Intercepted	2	1
Sacked/Yards Lost	2/15	0/0
Punts/Average	5/50.4	2/40.0
Penalties/Yards	9/80	7/42
Fumbles/Lost	1/0	0/0
Possession Time	33:32	26:28

DALLAS COWBOYS								
PASSING	ATT	COM	YDS	SK/YD	TD	LG	INT	RTG
Dak Prescott	31	19	188	2/15	0	29	2	51.5
Joe Milton	4	3	58	0/0	1	35t	0	156.2
TOTAL	35	22	246	2/15	1	35T	2	69.5

RUSHING	ATT	YDS	AVG	LG	TD
Javonte Williams	13	41	3.2	9	2
Dak Prescott	6	31	5.2	9	0
Jaydon Blue	8	29	3.6	14	0
Malik Davis	2	3	1.5	2	0
CeeDee Lamb	1	2	2.0	2	0
Hunter Luepke	1	2	2.0	2	0
TOTAL	31	108	3.5	14	2

RECEIVING	NO	YDS	AVG	LG	TD
George Pickens	7	78	11.1	17	0
CeeDee Lamb	7	74	10.6	29	0
Jalen Tolbert	2	47	23.5	35t	1
Luke Schoonmaker	2	25	12.5	14	0
Brevyn Spann-Ford	1	9	9.0	9	0
Javonte Williams	1	8	8.0	8	0
Ryan Flournoy	1	7	7.0	7	0
KaVontae Turpin	1	-2	-2.0	-2	0
TOTAL	22	246	11.2	35T	1

DENVER BRONCOS								
PASSING	ATT	COM	YDS	SK/YD	TD	LG	INT	RTG
Bo Nix	29	19	247	0/0	4	39	1	117.4
TOTAL	29	19	247	0/0	4	39	1	117.4

RUSHING	ATT	YDS	AVG	LG	TD
J.K. Dobbins	15	111	7.4	25	0
RJ Harvey	7	46	6.6	40t	2
Marvin Mims Jr.	3	18	6.0	9	0
Tyler Badie	1	6	6.0	6	0
Bo Nix	1	-1	-1.0	-1	0
Jarrett Stidham	1	-1	-1.0	-1	0
TOTAL	28	179	6.4	40T	2

RECEIVING	NO	YDS	AVG	LG	TD
Troy Franklin	6	89	14.8	26	2
Courtland Sutton	4	67	16.8	39	0
Evan Engram	4	36	9.0	11	0
Pat Bryant	2	40	20.0	24t	1
J.K. Dobbins	2	10	5.0	6	0
RJ Harvey	1	5	5.0	5t	1
TOTAL	19	247	13.0	39	4

DRIVE CHARTS

WEEK 1: COWBOYS 20, EAGLES 24

SEPTEMBER 4, 2025

★ COWBOYS												🦅 EAGLES											
#	RECD	LOST	POSS	OBTAINED	BEGAN	PLAYS	YDS	PEN	NET	1ST ENDED	GIVEN UP	#	RECD	LOST	POSS	OBTAINED	BEGAN	PLAYS	YDS	PEN	NET	1ST ENDED	GIVEN UP
1	15:00	11:49	3:11	KO	DAL 47	6	53	0	53	4 PHI 1	TD	1	11:49	05:55	5:54	KO	PHI 30	10	70	0	70	5 DAL 4	TD
2	05:55	14:56	5:59	KO	DAL 12	9	64	24	88	5 PHI 1	TD	2	14:56	06:46	8:10	KO	PHI 35	12	65	0	65	5 DAL 8	TD
3	06:46	02:34	4:12	KO	DAL 31	10	31	15	46	3 PHI 23	Field Goal	3	02:34	00:51	1:43	KO	PHI 19	8	81	0	81	3 DAL 10	TD
4	00:51	00:00	0:51	KO	DAL 12	7	29	24	53	4 PHI 35	Field Goal	4	15:00	08:30	6:30	KO	PHI 28	10	32	0	32	3 DAL 40	Field Goal
5	08:30	04:44	3:46	KO	DAL 29	9	64	-3	61	3 PHI 11	FUM	5	04:44	03:10	1:34	FUM	PHI 16	3	7	0	7	0 PHI 23	Punt
6	03:10	14:46	3:24	Punt	DAL 26	6	23	0	23	1 DAL 49	Punt	6	14:46	07:20	7:26	Punt	PHI 13	11	32	0	32	3 PHI 45	Punt
7	07:20	04:43	2:37	Punt	DAL 11	4	16	0	16	1 DAL 27	Punt	7	04:43	03:02	1:41	Punt	PHI 24	3	7	0	7	0 PHI 31	Punt
8	03:02	01:54	1:08	Punt	DAL 18	7	27	0	27	1 DAL 45	Downs	8	01:54	00:00	1:54	Downs	DAL 44	6	8	0	8	1 DAL 35	End Game

WEEK 2: COWBOYS 40, GIANTS 37

SEPTEMBER 14, 2025

★ COWBOYS												📺 GIANTS											
#	RECD	LOST	POSS	OBTAINED	BEGAN	PLAYS	YDS	PEN	NET	1ST ENDED	GIVEN UP	#	RECD	LOST	POSS	OBTAINED	BEGAN	PLAYS	YDS	PEN	NET	1ST ENDED	GIVEN UP
1	06:11	04:47	1:24	KO	DAL 32	3	9	-5	4	0 DAL 36	Punt	1	15:00	06:11	8:49	KO	NYG 20	16	110	-50	60	4 DAL 20	Field Goal
2	01:05	14:09	1:56	KO	DAL 31	3	2	0	2	0 DAL 33	Punt	2	04:47	01:05	3:42	Punt	NYG 31	8	60	-5	55	2 DAL 14	Field Goal
3	12:14	08:25	3:49	Punt	DAL 25	8	42	0	42	2 NYG 33	Field Goal	3	14:09	12:14	1:55	Punt	NYG 19	3	6	0	6	0 NYG 25	Punt
4	05:37	02:11	3:26	KO	DAL 36	8	49	15	64	5 NYG 10	TD	4	08:25	05:37	2:48	KO	NYG 30	5	70	0	70	0 DAL 29	TD
5	01:36	00:00	1:36	Punt	DAL 20	8	42	-15	27	2 NYG 48	End Half	5	02:11	01:36	0:35	KO	NYG 23	3	5	0	5	0 NYG 28	Punt
6	15:00	14:42	0:18	KO	DAL 21	2	0	0	0	0 DAL 21	Int	6	14:42	10:20	4:22	Int	DAL 40	8	30	0	30	2 DAL 10	Downs
7	10:20	07:20	3:00	Downs	DAL 10	6	53	37	90	5 NYG 30	TD	7	07:20	05:38	1:42	KO	NYG 33	5	57	-5	52	1 DAL 15	Field Goal
8	05:38	14:13	6:25	KO	DAL 18	11	38	18	56	3 NYG 26	Field Goal	8	14:13	12:07	2:06	KO	NYG 40	4	39	21	60	4 DAL 1	TD
9	12:07	06:14	5:53	KO	DAL 15	10	70	15	85	5 NYG 4	TD	9	06:14	02:44	3:30	KO	NYG 37	7	63	0	63	3 DAL 32	TD
10	02:44	00:52	1:52	KO	DAL 29	11	71	0	71	5 NYG 6	TD	10	00:52	00:25	0:27	KO	NYG 37	3	63	0	63	2 DAL 48	TD
11	00:25	00:00	0:25	KO	DAL 33	4	21	0	21	1 NYG 46	Field Goal	11	06:46	04:52	1:54	Punt	NYG 14	4	7	0	7	1 NYG 21	Punt
12	10:00	06:46	3:14	KO	DAL 19	6	23	0	23	2 DAL 42	Punt	12	02:49	02:00	0:49	Punt	NYG 34	2	-4	0	-4	0 NYG 30	Int
13	04:52	02:49	2:03	Punt	DAL 38	3	15	-15	0	0 DAL 38	Punt												
14	02:00	00:00	2:00	Int	DAL 30	4	42	0	42	2 NYG 28	Field Goal												

WEEK 3: COWBOYS 14, BEARS 31

SEPTEMBER 21, 2025

★ COWBOYS												🐻 BEARS											
#	RECD	LOST	POSS	OBTAINED	BEGAN	PLAYS	YDS	PEN	NET	1ST ENDED	GIVEN UP	#	RECD	LOST	POSS	OBTAINED	BEGAN	PLAYS	YDS	PEN	NET	1ST ENDED	GIVEN UP
1	13:13	12:31	0:42	Punt	DAL 43	2	29	0	29	0	FUM	1	15:00	13:13	1:47	KO	CHI 19	3	-2	0	-2	0 CHI 17	Punt
2	10:35	04:21	6:14	KO	DAL 20	11	46	0	46	3 CHI 34	Field Goal	2	12:31	10:35	1:56	FUM	CHI 24	5	71	5	76	3 DAL 35	TD
3	04:10	13:49	5:21	KO	DAL 35	10	55	-5	50	3 CHI 15	Field Goal	3	04:21	04:10	0:11	KO	CHI 35	1	65	0	65	1 CHI 35	TD
4	12:09	07:57	4:12	Punt	DAL 43	7	52	5	57	4 CHI 2	TD	4	13:49	12:09	1:40	KO	CHI 35	3	11	-10	1	0 CHI 36	Punt
5	04:15	02:25	1:50	KO	DAL 24	3	6	0	6	0 DAL 30	Punt	5	07:57	04:15	3:42	KO	CHI 35	8	59	-5	54	2 DAL 11	Field Goal
6	00:25	00:00	0:25	KO	DAL 22	1	12	0	12	1 DAL 22	End Half	6	02:25	00:25	2:00	Punt	CHI 29	7	71	0	71	4 DAL 10	TD
7	15:00	10:03	4:57	KO	DAL 28	7	18	0	18	2 DAL 46	Punt	7	10:03	00:09	9:54	Punt	CHI 24	19	76	0	76	7 DAL 4	TD
8	00:09	13:32	1:37	KO	DAL 34	4	35	-5	30	2 CHI 36	Int	8	13:32	08:58	4:34	Int	CHI 27	7	29	0	29	2 DAL 44	Punt
9	08:58	04:47	4:11	Punt	DAL 8	15	85	6	91	5 CHI 1	Int	9	04:47	04:21	0:26	Int	CHI 20	3	7	0	7	0 CHI 27	Punt
10	04:21	00:52	3:29	Punt	DAL 32	9	58	-5	53	3 CHI 15	Int	10	00:52	00:00	0:52	Int	CHI 20	2	-2	0	-2	0 CHI 19	End Game

WEEK 4: COWBOYS 40, PACKERS 40

SEPTEMBER 28, 2025

★ COWBOYS												🏈 PACKERS											
#	RECD	LOST	POSS	OBTAINED	BEGAN	PLAYS	YDS	PEN	NET	1ST ENDED	GIVEN UP	#	RECD	LOST	POSS	OBTAINED	BEGAN	PLAYS	YDS	PEN	NET	1ST ENDED	GIVEN UP
1	10:02	08:00	2:02	KO	DAL 28	3	6	0	6	0 DAL 34	Punt	1	15:00	10:02	4:58	KO	GB 31	8	73	-4	69	3 DAL 2	TD
2	04:14	01:18	2:56	Punt	DAL 11	5	20	-5	15	1 DAL 26	Punt	2	08:00	04:14	3:46	Punt	GB 15	7	46	-15	31	2 GB 46	Punt
3	10:37	08:33	2:04	KO	DAL 12	3	9	-5	4	0 DAL 16	Punt	3	01:18	10:37	5:41	Punt	GB 32	9	73	-5	68	5 DAL 1	TD
4	05:50	00:41	5:09	Punt	DAL 5	11	95	0	95	7 GB 2	TD	4	08:33	05:50	2:43	Punt	GB 40	5	0	15	15	1 DAL 45	Punt
5	00:13	00:09	0:04	FUM	GB 15	1	15	0	15	1 GB 15	TD	5	00:41	00:13	0:28	KO	GB 20	4	0	-5	-5	1 GB 27	FUM
6	15:00	12:33	2:27	KO	DAL 30	5	14	-5	9	1 DAL 39	Punt	6	00:09	00:00	0:09	KO	GB 35	1	-1	0	-1	0 GB 35	End Half
7	07:08	00:34	6:34	KO	DAL 20	12	85	-5	80	6 GB 8	TD	7	12:33	07:08	5:25	Punt	GB 24	9	65	11	76	5 DAL 1	TD
8	11:39	04:50	6:49	KO	DAL 23	14	62	15	77	5 GB 1	TD	8	00:34	11:39	3:55	KO	GB 30	8	65	5	70	4 DAL 18	TD
9	01:45	00:43	1:02	KO	DAL 46	4	54	0	54	2 GB 28	TD	9	04:50	01:45	3:05	KO	GB 20	10	65	15	80	5 DAL 15	TD
10	10:00	04:40	5:20	KO	DAL 20	10	76	0	76	3 GB 4	Field Goal	10	00:43	00:00	0:43	KO	GB 26	7	39	0	39	2 DAL 35	Field Goal
												11	04:40	00:00	4:40	KO	GB 20	13	64	0	64	4 DAL 16	Field Goal

DRIVE CHARTS

WEEK 5: COWBOYS 37, JETS 22

OCTOBER 5, 2025

★ COWBOYS													JETS												
#	RECD	LOST	POSS	OBTAINED	BEGAN	PLAYS	YDS	PEN	NET	1ST	ENDED	GIVEN UP	#	RECD	LOST	POSS	OBTAINED	BEGAN	PLAYS	YDS	PEN	NET	1ST	ENDED	GIVEN UP
1	07:43	04:57	2:46	KO	DAL 35	7	49	0	49	1	NYJ 16	Field Goal	1	15:00	07:43	7:17	KO	NYJ 27	13	59	7	66	3	DAL 7	Field Goal
2	02:50	11:40	6:10	Punt	DAL 10	13	85	5	90	6	NYJ 26	TD	2	04:57	02:50	2:07	KO	NYJ 26	5	31	0	31	2	DAL 43	Punt
3	09:42	08:04	1:38	Punt	DAL 29	3	1	0	1	0	DAL 30	Punt	3	11:40	09:42	1:58	KO	NYJ 40	3	-19	0	-19	0	NYJ 21	Punt
4	02:18	00:57	1:21	FUM	DAL 9	7	90	1	91	6	NYJ 5	TD	4	08:04	02:18	5:46	Punt	NYJ 33	8	69	-15	54	3	DAL 23	FUM
5	00:29	00:15	0:14	Punt	DAL 33	2	67	0	67	2	NYJ 1	TD	5	00:57	00:29	0:28	KO	NYJ 22	3	2	0	2	0	NYJ 24	Punt
6	15:00	13:24	1:36	KO	DAL 36	3	7	0	7	0	DAL 43	Punt	6	00:15	00:00	0:15	KO	NYJ 25	1	-1	0	-1	0	NYJ 25	End Half
7	10:52	07:50	3:02	Punt	DAL 14	6	12	0	12	1	DAL 26	Punt	7	13:24	10:52	2:32	Punt	NYJ 24	4	10	0	10	1	NYJ 34	Punt
8	05:16	04:33	0:43	Downs	DAL 47	2	53	0	53	2	NYJ 43	TD	8	07:50	05:16	2:34	Punt	NYJ 33	6	20	0	20	1	DAL 47	Downs
9	00:57	14:46	1:11	KO	DAL 35	3	4	0	4	0	DAL 39	Punt	9	04:33	00:57	3:36	KO	NYJ 26	6	39	5	44	3	DAL 30	Field Goal
10	13:45	12:09	1:36	Downs	DAL 29	3	3	0	3	0	DAL 32	Punt	10	14:46	13:45	1:01	Punt	NYJ 31	5	25	0	25	1	DAL 44	Downs
11	07:56	04:31	3:25	KO	NYJ 46	8	46	0	46	4	NYJ 4	TD	11	12:09	07:56	4:13	Punt	NYJ 22	10	73	5	78	6	DAL 1	TD
12	01:42	00:00	1:42	KO	NYJ 45	3	-1	0	-1	0	NYJ 46	End Game	12	04:31	01:42	2:49	KO	NYJ 30	11	70	0	70	5	DAL 9	TD

WEEK 6: COWBOYS 27, PANTHERS 30

OCTOBER 12, 2025

★ COWBOYS													🏈 PANTHERS												
#	RECD	LOST	POSS	OBTAINED	BEGAN	PLAYS	YDS	PEN	NET	1ST	ENDED	GIVEN UP	#	RECD	LOST	POSS	OBTAINED	BEGAN	PLAYS	YDS	PEN	NET	1ST	ENDED	GIVEN UP
1	15:00	13:17	1:43	KO	DAL 26	3	6	0	6	0	DAL 32	Punt	1	13:17	09:08	4:09	Punt	CAR 24	8	63	0	63	3	DAL 13	Field Goal
2	09:08	04:48	4:20	KO	DAL 27	10	68	0	68	3	CAR 5	Field Goal	2	04:48	02:05	2:43	KO	CAR 20	6	21	0	21	2	CAR 41	Int
3	02:05	14:56	2:09	Int	CAR 12	4	17	-5	12	1	CAR 3	TD	3	14:56	11:29	3:27	KO	CAR 35	6	65	0	65	4	DAL 19	TD
4	11:29	03:39	7:50	KO	DAL 23	13	70	7	77	5	CAR 19	TD	4	03:39	00:20	3:19	KO	CAR 34	9	24	5	29	3	DAL 37	Field Goal
5	00:20	00:00	0:20	KO	DAL 20	1	-1	0	-1	0	DAL 20	End Half	5	15:00	13:19	1:41	KO	CAR 20	4	80	0	80	3	DAL 36	TD
6	13:19	09:44	3:35	KO	DAL 20	5	20	-5	15	1	DAL 35	Punt	6	09:44	05:28	4:16	Punt	CAR 7	6	25	0	25	2	CAR 32	Punt
7	05:28	02:38	2:50	Punt	DAL 27	6	58	15	73	3	CAR 34	TD	7	02:38	12:20	5:18	KO	CAR 35	10	65	0	65	5	DAL 2	TD
8	12:20	09:20	3:00	KO	DAL 30	10	61	0	61	2	CAR 9	Field Goal	8	09:20	08:18	1:02	KO	CAR 18	3	3	-5	-2	0	CAR 16	Punt
9	08:18	06:07	2:11	Punt	DAL 46	3	-8	0	-8	0	DAL 38	Punt	9	06:07	00:00	6:07	Punt	CAR 14	15	59	12	71	5	DAL 15	Field Goal

WEEK 7: COWBOYS 44, COMMANDERS 22

OCTOBER 19, 2025

★ COWBOYS													🏈 COMMANDERS												
#	RECD	LOST	POSS	OBTAINED	BEGAN	PLAYS	YDS	PEN	NET	1ST	ENDED	GIVEN UP	#	RECD	LOST	POSS	OBTAINED	BEGAN	PLAYS	YDS	PEN	NET	1ST	ENDED	GIVEN UP
1	15:00	13:05	1:55	KO	DAL 34	5	29	37	66	3	WAS 2	TD	1	13:05	11:35	1:30	KO	WAS 39	3	7	-5	2	0	WAS 41	Punt
2	11:35	11:23	0:12	Punt	DAL 1	1	-1	0	-1	0	DAL 1	Safety	2	11:23	07:38	3:45	KO	WAS 35	7	65	0	65	3	DAL 5	TD
3	07:38	06:14	1:24	KO	DAL 40	5	31	0	31	1	WAS 29	Field Goal	3	06:14	04:38	1:36	KO	WAS 13	3	9	0	9	0	WAS 22	Punt
4	04:38	04:27	0:11	Punt	DAL 26	1	74	0	74	1	DAL 26	TD	4	04:27	02:06	2:21	KO	WAS 28	6	19	0	19	1	WAS 47	Punt
5	02:06	14:10	2:56	Punt	DAL 20	6	21	0	21	1	DAL 41	Punt	5	14:10	10:56	3:14	Punt	WAS 10	7	44	0	44	1	DAL 46	Downs
6	10:56	07:22	3:34	Downs	DAL 46	8	31	-20	11	1	WAS 43	Field Goal	6	07:22	05:29	1:53	KO	WAS 10	3	13	-10	3	0	WAS 13	Punt
7	05:29	01:56	3:33	Punt	DAL 27	6	11	0	11	1	DAL 38	Punt	7	01:56	00:45	1:11	Punt	WAS 32	7	58	10	68	6	DAL 1	TD
8	00:45	00:10	0:35	KO	DAL 28	4	72	0	72	3	WAS 2	TD	8	00:10	00:00	0:10	KO	WAS 26	1	-1	0	-1	0	WAS 26	End Half
9	11:47	07:44	4:03	FUM	DAL 45	9	55	0	55	4	WAS 5	TD	9	15:00	11:47	3:13	KO	WAS 35	7	22	0	22	2	DAL 39	FUM
10	02:35	12:45	4:50	KO	DAL 33	9	38	18	56	3	WAS 11	Field Goal	10	07:44	05:31	2:13	KO	WAS 40	4	27	-5	22	1	DAL 38	Int
11	10:26	06:50	3:36	Downs	DAL 36	4	25	-10	15	1	WAS 49	Punt	11	05:31	02:35	2:56	KO	WAS 47	7	44	9	53	3	DAL 3	TD
12	04:32	00:00	4:32	Punt	DAL 25	7	21	0	21	2	DAL 47	End Game	12	12:45	10:26	2:19	KO	WAS 28	6	36	0	36	1	DAL 36	Downs
													13	06:50	04:32	2:18	Punt	WAS 8	3	-2	0	-2	0	WAS 6	Punt

WEEK 8: COWBOYS 24, BRONCOS 44

OCTOBER 26, 2025

★ COWBOYS													🏈 BRONCOS												
#	RECD	LOST	POSS	OBTAINED	BEGAN	PLAYS	YDS	PEN	NET	1ST	ENDED	GIVEN UP	#	RECD	LOST	POSS	OBTAINED	BEGAN	PLAYS	YDS	PEN	NET	1ST	ENDED	GIVEN UP
1	13:35	10:34	3:01	Int	DAL 48	8	51	-5	46	2	DEN 6	Field Goal	1	15:00	13:35	1:25	KO	DEN 28	3	18	0	18	1	DEN 46	Int
2	08:13	05:43	2:30	KO	DAL 27	3	-3	-5	-8	0	DAL 19	Punt	2	10:34	08:13	2:21	KO	DEN 26	5	69	5	74	2	DAL 40	TD
3	03:04	14:49	3:15	KO	DAL 34	7	24	-10	14	2	DAL 48	Punt	3	05:43	03:04	2:39	Punt	DEN 38	4	72	-10	62	4	DAL 25	TD
4	13:44	07:29	6:15	Punt	DAL 41	11	58	1	59	5	DEN 1	TD	4	14:49	13:44	1:05	Punt	DEN 10	3	2	0	2	0	DEN 12	Punt
5	03:47	02:14	1:33	KO	DAL 20	3	9	0	9	0	DAL 29	Punt	5	07:29	03:47	3:42	KO	DEN 35	6	32	33	65	4	DAL 1	TD
6	00:39	00:14	0:25	KO	DAL 35	3	13	0	13	1	DAL 48	Int	6	02:14	00:39	1:35	Punt	DEN 28	7	72	0	72	4	DAL 24	TD
7	15:00	08:10	6:50	KO	DAL 35	13	65	0	65	6	DEN 1	TD	7	00:14	00:00	0:14	Int	DEN 22	1	-1	0	-1	0	DEN 22	End Half
8	06:02	03:18	2:44	KO	DAL 35	5	4	5	9	1	DAL 44	Punt	8	08:10	06:02	2:08	KO	DAL 46	5	32	-10	22	1	DAL 24	Field Goal
9	12:48	10:15	2:33	KO	DAL 28	7	49	12	61	4	DEN 11	Int	9	03:18	12:48	5:30	Punt	DEN 16	12	84	0	84	5	DAL 7	TD
10	07:14	04:44	2:30	KO	DAL 35	6	65	0	65	3	DEN 35	TD	10	10:15	07:14	3:01	Int	DEN 45	8	38	17	55	4	DAL 5	TD
11	02:24	00:28	1:56	Punt	DAL 29	3	4	0	4	0	DAL 33	Punt	11	04:44	02:24	2:20	KO	DEN 29	3	9	0	9	0	DEN 38	Punt
													12	00:28	00:00	0:28	Punt	DEN 9	1	-1	0	-1	0	DEN 9	End Game



NON-MEDIA GUIDE BIOS



ONE COWBOYS WAY ★ FRISCO, TEXAS 75034 ★ P: 972.497.4959 ★ WWW.DALLASCOWBOYS.COM

2025 NON-MEDIA GUIDE BIOS

TRIKWEZE BRIDGES
25 • Cornerback
6-2 • 200 • 9/20/00
Florida • W(LAC)-'25
NFL: Rookie • Cowboys: Rookie

(TRY-kwez)



PRO: The Dallas Cowboys claimed Trikweze Bridges off waivers after the final cuts, adding a young and talented player to their secondary. Bridges, originally drafted in the seventh round (256th overall) by the Los Angeles Chargers, comes to Dallas hoping to find a role with Dallas' defense.

TRANSACTION SUMMARY:

8/26/25: Waived by the LA Chargers and claimed off waivers by Dallas (8/27).

4/26/25: Drafted in the seventh round (256th overall) by the LA Chargers.

2025 (LA Chargers/Dallas):

- Attended training camp with the LA Chargers before being waived at the roster cutdown date and claimed by Dallas.

COLLEGE:

- Transferred to Florida from Oregon in 2024, playing in all 13 games as a super senior and leading the Gators with 70 tackles, two interceptions and two forced fumbles.
- Saw action in 47 games with 17 starts through five seasons at Oregon (2019-23), amassing 93 tackles, four interceptions and two forced fumbles.
- Appeared in all 13 games with one start in 2023, recording 16 tackles.
- In 2022 started all 13 games, posting 49 tackles, three interceptions and a forced fumble as a junior.
- Played in all 14 games with three starts in 2021, totaling 26 tackles, an interception and one forced fumble.
- In 2020 saw action in all seven games during the COVID-19-shortened season, tallying two tackles.
- Redshirted his true freshman season in 2019 after appearing in one game.

PERSONAL:

- Rated a four-star prospect out of Lanett, Ala., High School, setting state records for interceptions (36) and interceptions returned for touchdowns (13) on his way to three all-state selections. Led his team to the quarterfinals with 89 tackles, four tackles for loss and nine interceptions as a senior in 2018.

GERON CHRISTIAN
79 • Tackle
6-5 • 315 • 9/10/96
Louisville • FA-'25
NFL: 8th Year • Cowboys: 1st Year
Games/Starts: 2024-5/0; Career-63/25
Postseason: 2024-0/0; Career-1/1

(JAIR-in)



PRO: The Dallas Cowboys signed Geron Christian midway through training camp to add a veteran, experienced player in the offensive line room. Christian, originally drafted in the third round (74th overall) by Washington in the 2018 NFL Draft, has seen action in 63 career games with 25 starts through seven NFL seasons. He was waived after training camp but signed to the Cowboys practice squad.

TRANSACTION SUMMARY:

8/2/25: Signed with Dallas, released (8/26) and signed to Dallas' practice squad (8/27).

11/19/24: Signed to Cleveland's active roster.

8/27/24: Released by Tennessee, signed with the LA Rams (9/11), released (10/15) and signed to the Rams practice squad (10/17).

6/12/24: Signed a one-year contract with Tennessee.

10/10/23: Released by Houston, signed to Cleveland's practice squad (10/31) and activated (11/7).

3/16/23: Re-signed with Miami, released (8/28) and signed to Houston's practice squad (9/27).

1/4/23: Waived by Kansas City and claimed off waivers by Miami (1/5).

3/24/22: Signed a one-year contract with Kansas City.

5/20/21: Waived by Washington and claimed by Houston (5/21).

11/19/20: Placed on Reserve/Injured with a knee injury.

11/12/18: Placed on Reserve/Injured with a knee injury.

4/27/18: Drafted in the third round (74th overall) by Washington.

Geron Christian, cont.

2024 (Tennessee/LA Rams):

- Signed a one-year contract with Tennessee and attended training camp before being released at the roster cut down date.
- Signed with the LA Rams in September, released in October and signed to the Rams practice squad, appearing in one game as a practice squad elevation.
- Signed with Cleveland in November, seeing action in four games.

2023 (Kansas City/Miami/Houston/Cleveland):

- Attended training camp with the Dolphins before being released at the roster cut down date and signed to Houston's practice squad.
- Played in one game for Houston as a practice squad elevation.
- Released by Houston in October, signed to Cleveland's practice squad and activated in November.
- Started nine games for Cleveland at left tackle.

2022 (Kansas City):

- Signed a one-year contract with Kansas City during free agency.
- Appeared in 10 games at tackle.

2021 (Washington/Houston):

- Spent the offseason with Washington before being waived in May and claimed by Houston.
- Played in 14 games with eight starts at left tackle.

2020 (Washington):

- Started six games before being placed on Reserve/Injured with a knee injury.

2019 (Washington):

- Saw action in 16 games with two starts.
- Made his first career start against New England (10/6).

2018 (Washington):

- Appeared in two games during his rookie campaign.
- Made his NFL debut against Atlanta (11/4).
- Placed on Reserve/Injured after suffering a knee injury at Tampa Bay (11/11).

COLLEGE:

- Started all 39 games of his three-year career at Louisville.
- Saw action in all 13 games as a junior in 2017.
- In 2016 started all 13 games, blocking for a 500 yard-per-game offense on his way to a second consecutive All-ACC selection.
- Started all 13 games as a true freshman in 2015, earning All-ACC honors.

PERSONAL:

- Rated a three-star prospect out of Trinity Catholic High School in Ocala, Fla., earning 3A all-state honors.
- Also lettered in basketball.

CHRISTIAN'S NFL TOTALS

GAMES/STARTS (regular season, playoffs): 2018 (2/0-Was); 2019 (16/2-Was); 2020 (6/6-Was); 2021 (14/8-Hou); 2022 (10/0-KC); 2023 (1/0-Hou; 9/9, 1/1-Cle); 2024 (1/0-LAR; 4/0-Cle). **Totals (63/25, 1/1).**

KENNY CLARK
95 • Defensive Tackle

6-3 • 314 • 10/4/95
UCLA • T(GB)-'25
NFL: 10th Year • Cowboys: 1st Year
Games/Starts: 2024-17/17; Career-140/126
Postseason: 2024-1/1; Career-11/8



PRO: The Dallas Cowboys added a three-time Pro Bowler to their defensive line when they traded for Kenny Clark one week prior to the regular season. Clark arrives in Dallas after spending the first nine years of his career with the Green Bay Packers, where he accumulated 497 tackles, 35.0 sacks, 56 tackles for loss and 96 quarterback hits. His three trips to the Pro Bowl were tied for the most all-time by a Packers defensive tackle. Clark also has eight career fumble recoveries, tied for third among NFL defensive linemen since he was drafted in 2016. Clark, who is recognized as a premier interior piece in both run defense and pass rush, will join Osa Odighizuwa and the rest of the Cowboys defense to bolster Dallas' front in Matt Eberflus' first season as the Cowboys defensive coordinator.



TRANSACTION SUMMARY:

- 7/22/25:** Traded to Dallas from Green Bay, along with a 2026 first round pick and a 2027 first round pick, for Micah Parsons.
7/21/24: Signed a three-year extension with Green Bay through 2027.
8/15/20: Signed a four-year extension with Green Bay through 2024.
12/25/18: Placed on Reserve/Injured with an elbow injury.
4/28/16: Drafted in the first round (27th overall) by Green Bay.

2024 (Green Bay):

- Started all 17 contests for the third straight season, posting 37 tackles, a sack, two fumble recoveries (tied career high), four tackles for a loss, two pass breakups and tied for second on the team with 27 pressures, per Next Gen Stats.
- Recovered a fumble against Arizona (10/13) and against San Francisco (11/24).
- At Detroit (12/5), posted a season-high eight tackles, a tackle for loss and a pressure.

2023 (Green Bay):

- Started all 17 regular season games and was named to his third career Pro Bowl after recording 44 tackles, a career-high 7.5 sacks, a team-high nine tackles for loss, two forced fumbles and 16 quarterback hits.
- Finished second on the team with 50 pressures, via Next Gen Stats.

Kenny Clark, cont.

- Recorded at least a half sack in the first three games of the season, only the second time in his career that he tallied a sack stat in three consecutive games (2019, games 13-15).
- Tallied 2.0 sacks, two quarterback hits, two tackles for loss and a pass breakup against Tampa Bay (12/17), the sixth 2.0-sack game of his career.
- Against Chicago (1/7/24), recorded two tackles, a tackle for loss, a team-best four pressures and a sack.
- Started both postseason contests at Dallas (1/14/24) and at San Francisco (1/20/24), recording seven tackles, a half sack and a tackle for loss.

2022 (Green Bay):

- Finished third on the team with 4.0 sacks while starting all 17 games. Also notched 53 tackles, 10 quarterback hits and five tackles for loss.
- At Tampa Bay (9/25), led the team in sacks (2.0), tackles for loss (two) and quarterback hits (two).
- Posted four tackles, a tackle for loss and a sack against Dallas (11/13).
- In the season finale against Minnesota (1/1/23), forced and recovered a fumble on a sack of Kirk Cousins.

2021 (Green Bay):

- Earned his second Pro Bowl nod after starting all 16 games he played and led the Packers defensive line with 48 tackles and also recorded 4.0 sacks, six tackles for loss and 13 quarterback hits.
- Per Stats Pass, tied with Rashan Gary for the team lead with 43.5 quarterback hurries, which was sixth among NFL defensive tackles.
- Recorded two tackles and a sack at San Francisco (9/26).
- Posted 2.0 sacks, two tackles for loss and two quarterback hits at Chicago (10/17).
- In the NFC Divisional Round against San Francisco (1/22/22), registered six tackles, a tackle for loss and a sack.

2020 (Green Bay):

- Started all 13 games he played in, leading the defensive line with 41 tackles, 2.0 sacks, three tackles for loss and six quarterback hits.
- Suffered a groin injury in the season opener and missed Weeks 2-4.
- Played both postseason contests, recording 11 tackles, a team-best 2.5 sacks and a team-high two tackles for loss.
- Against the LA Rams in the Divisional Round, registered three tackles, two quarterback hits and a playoff career-best 1.5 sacks.
- In the NFC Championship game against Tampa Bay, led the team with eight tackles while also posting a sack and tackle for loss.

2019 (Green Bay):

- Named to his first career Pro Bowl after starting all 16 games and ranked second on the team with a career-high 89 tackles while adding 6.0 sacks, a forced fumble and 11 tackles for loss.
- Against Minnesota (9/15), finished with seven tackles, a sack, a forced fumble and five quarterback hits.
- Posted six tackles and a season-high 1.5 sacks against Washington (12/8).
- Matched his career high with a team-high 2.0 sacks against Chicago (12/15), also adding three tackles for loss.
- Started both postseason contests against Seattle (1/12/20) and at San Francisco (1/19/20), recording seven tackles, a sack and three pressures.

2018 (Green Bay):

- Started all 13 games he appeared in, missing three contests due to an elbow injury, and ranked second on the team with 6.0 sacks. Also added 73 tackles (third on team) and 13 tackles for loss (tied for team lead) while being named a Pro Bowl alternate.
- Matched his career high with 2.0 sacks at the LA Rams (10/28), while adding eight tackles, four tackles for loss and three pressures.
- Paced the defensive line with six tackles, a sack and two quarterback hits at Minnesota (11/25).

2017 (Green Bay):

- Started all 15 games he appeared in and led the defensive line with 78 tackles, eight tackles for loss, 4.5 sacks and two forced fumbles.
- Registered all 4.5 sacks in December, second-most among NFL defensive tackles behind only Aaron Donald (5.0).
- Registered a career-high 10 tackles, a tackle for loss and a forced fumble at Minnesota (10/15).
- Posted eight tackles and blocked an extra point against New Orleans (10/22), the Packers first blocked extra point since 2013.
- Recorded his first career sack against Tampa Bay (12/3), finishing with seven tackles, 1.5 sacks, a forced fumble and two pressures.

2016 (Green Bay):

- Played in all 16 games as a rookie with two starts, registering 33 tackles, two tackles for loss and four quarterback pressures.
- Appeared in all three postseason contests and recorded nine tackles, including a tackle for loss and a team-high five pressures.
- Made his NFL debut at Jacksonville (9/11) and first career start against Detroit (9/25).

COLLEGE:

- In three seasons at UCLA (2013-15), played in all 39 games and started the final 29 contests of his career. Finished with 164 tackles, 7.0 sacks and 20.5 tackles for loss.
- As a junior in 2015, named team co-captain and started all 13 games while earning third-team All-America recognition from the Associated Press. Also named first-team All-Pac 12 after recording career highs in tackles (75), sacks (6.0), tackles for loss (11) and pass breakups (five).
- Hauled in his first career touchdown on a three-yard pass from Josh Rosen against Virginia in the 2015 season opener.
- Started all 13 games and earned second-team All-Pac 12 honors as a sophomore in 2014, tallying 58 tackles, 5.5 tackles for loss and a fumble recovery.
- Appeared in all 13 contests, with four starts, as a true freshman in 2013 and registered 31 tackles, four tackles for loss and a sack.

PERSONAL:

- Named the CIF Eastern Division Player of the Year as a senior at Wilmer Amina Carter High School in Rialto, Calif., posting 71 tackles, 11.0 sacks, five forced fumbles and a fumble recovery.
- Along with defensive tackle, also played on the offensive line.
- Also lettered in wrestling, winning a CIF title as a senior when he defeated future UCLA teammate Alex Redmond.
- Clark and his wife, Kaleeyah, have two daughters, Kenaii and Kennedi.
- Majored in African American studies at UCLA.

CLARK'S NFL TOTALS

		DEFENSE									INTERCEPTIONS					FUMBLES REC				
Year Team	GP-GS	ST	AT	TT	Sks- Yds	Tkl/ Ls	QBH	PBU	FF	No	Yds	Avg	Lg	TD	No	Yds	Avg	Lg	TD	
2016 Green Bay.....	16-2	14	19	- 33	0.0(0)	1(-1)	2	2	0	0	0	0.0	0	0	2	2	1.0	2	0	
2017 Green Bay.....	15-15	39	39	- 78	4.5(-26)	6(-24)	6	1	2	0	0	0.0	0	0	0	0	0.0	0	0	
2018 Green Bay.....	13-13	46	27	- 73	6.0(-43)	11(-48)	9	3	1	0	0	0.0	0	0	2	0	0.0	0	0	
2019 Green Bay.....	16-16	52	37	- 89	6.0(-36.5)	11(-34)	28	0	1	0	0	0.0	0	0	0	0	0.0	0	0	
2020 Green Bay.....	13-13	28	14	- 42	2.0(-12)	3(-14)	6	0	0	0	0	0.0	0	0	0	0	0.0	0	0	
2021 Green Bay.....	16-16	27	21	- 48	4.0(-46)	6(-34)	13	0	0	0	0	0.0	0	0	1	0	0.0	0	0	
2022 Green Bay.....	17-17	27	26	- 53	4.0(-24)	5(-17)	10	0	1	0	0	0.0	0	0	1	0	0.0	0	0	
2023 Green Bay.....	17-17	22	22	- 44	7.5(-48.5)	9(-47)	16	3	2	0	0	0.0	0	0	0	0	0.0	0	0	
2024 Green Bay.....	17-17	20	17	- 37	1.0(-7)	4(-11)	5	2	0	0	0	0.0	0	0	2	0	0.0	0	0	
Totals.....	140-126	275	222	- 497	35.0(-243)	56(-230)	95	11	7	0	0	0.0	0	0	8	2	0.3	0	0	
Playoffs																				
2016 Green Bay.....	3-0	5	4	- 9	0.0(0)	1(-2)	0	0	0	0	0	0.0	0	0	0	0	0.0	0	0	
2019 Green Bay.....	2-2	5	2	- 7	1.0(-2)	1(-2)	3	0	0	0	0	0.0	0	0	0	0	0.0	0	0	
2020 Green Bay.....	2-2	6	5	- 11	2.5(-15)	2(-11)	3	0	0	0	0	0.0	0	0	0	0	0.0	0	0	
2021 Green Bay.....	1-1	4	2	- 6	1.0(-6.0)	1(-6)	2	0	0	0	0	0.0	0	0	0	0	0.0	0	0	
2023 Green Bay.....	2-2	4	3	- 7	0.5(-3)	1(-1)	2	0	0	0	0	0.0	0	0	0	0	0.0	0	0	
2024 Green Bay.....	1-1	2	3	- 5	0.0(0)	0(0)	0	0	0	0	0	0.0	0	0	0	0	0.0	0	0	
Totals.....	11-8	26	19	- 45	5.0(-26)	6(-22)	10	0	0	0	0	0.0	0	0	0	0	0.0	0	0	

SINGLE-GAME HIGHS

Tackles – 10; at Washington, 9/23/18 and at Minnesota, 10/15/17

Solo Tackles – 7, three times, most recently vs. Arizona, 12/2/18


Sacks – 2.0, six times, most recently vs. Tampa Bay, 12/17/23

Tackles For Loss – 4 at LA Rams, 10/28/18

JADEVEON CLOWNEY

42 • Defensive End

6-5 • 266 • 2/14/93
 South Carolina • FA-'25
 NFL: 12th Year • Cowboys: 1st Year
 Games/Starts: 2024-14/14; Career-140/127
 Postseason: 2024-0/0; Career-7/7



PRO: The Dallas Cowboys signed Jadeveon Clowney entering Week Three of the season, looking to add another veteran presence to the defensive front. The three-time Pro Bowler, originally drafted No. 1 overall by Houston in the 2014 NFL Draft, has accumulated 272 tackles, 58.0 sacks, one interception and 108 tackles for loss in 140 career games with 127 career starts through 11 NFL seasons. Clowney hopes to make an immediate impact in Defensive Coordinator Matt Eberflus' system.



TRANSACTION SUMMARY:

9/15/25: Signed with Dallas as a free agent.
5/8/25: Released by Carolina.
3/27/24: Signed a two-year contract with Carolina.
8/18/23: Signed a one-year contract with Baltimore.
3/15/23: Released by Cleveland.
5/23/22: Re-signed with Cleveland.
4/14/21: Signed a one-year contract with Cleveland.
11/21/20: Placed on Reserve/Injured with a knee injury.
9/6/20: Signed a one-year contract with Tennessee.
8/31/19: Traded to Seattle.
12/10/14: Placed on Reserve/Injured with a knee injury.
5/8/14: Drafted in the first round (first overall) by Houston.

2024 (Carolina):

- Started 14 games, totaling 46 tackles, 5.5 sacks and nine tackles for loss.

2023 (Baltimore):

- Saw action in 17 games with 15 starts at linebacker, posting 43 tackles, 9.5 sacks, nine tackles for loss and two forced fumbles.
- Appeared in the Divisional game against Houston (1/20/2024), recording two tackles.
- Played in the 2024 AFC Championship game against Kansas City (1/28/24), tallying two tackles and one sack.

Jadeveon Clowney, cont.

2022 (Cleveland):

- Appeared in 12 games with 10 starts, racking up 14 tackles, 2.0 sacks and four tackles for loss.

2021 (Cleveland):

- Started 14 games at defensive end, tallying 37 tackles, 9.0 sacks and 11 tackles for loss.

2020 (Tennessee):

- Started eight games at linebacker, recording 19 tackles, four tackles for loss and one forced fumble.
- Placed on Reserve/Injured after suffering a knee injury against Indianapolis (11/12).

2019 (Houston/Seattle):

- Attended training camp with Houston before being traded to Seattle in exchange for a 2020 third-round pick, Jacob Martin and Barkevious Mingo.
- Saw action in 13 games with 11 starts at defensive end, totaling 31 tackles, 3.0 sacks, seven tackles for loss, four forced fumbles and two fumble recoveries.
- Appeared in the Wild Card and Divisional Round games, posting nine tackles, 1.5 sacks and three tackles for loss.

2018 (Houston):

- Played in 15 games with 14 starts at linebacker, tallying 47 tackles, 9.0 sacks, 16 tackles for loss, one forced fumble and three fumble recoveries on his way to a third-consecutive Pro Bowl selection.
- Posted five tackles in the Wild Card game against Indianapolis (1/5/19).

2017 (Houston):

- Started all 17 games at linebacker, amassing 59 tackles, 9.5 sacks, 21 tackles for loss, two forced fumbles and two fumble recoveries.
- Earned his second-consecutive Pro Bowl selection.

2016 (Houston):

- Started all 16 games at defensive end, recording 52 tackles, 6.0 sacks, 16 tackles for loss and a forced fumble on his way to his first-career Pro Bowl selection. Also named to the Associated Press All-Pro second team.
- Played in the Wild Card and Divisional Round games, posting three tackles and one interception.

2015 (Houston):

- Appeared in 13 games with nine starts at linebacker, totaling 40 tackles, 4.5 sacks, eight tackles for loss and a forced fumble.
- Recorded his first-career sack at Miami (10/25).

2014 (Houston):

- Saw action in four games with two starts at linebacker in his rookie campaign, tallying seven tackles.
- Made his NFL debut and first-career start against Washington (9/7), recording one tackle.
- Placed on Reserve/Injured after suffering a knee injury against Cincinnati (11/23).

COLLEGE:

- Appeared in 37 games through three seasons at South Carolina, totaling 130 tackles, 24.0 sacks and 47 tackles for loss.
- Started 11 games as a junior, tallying 40 tackles, 11.5 tackles for loss and 3.0 sacks on his way to first-team All-America honors.
- In 2012 saw action in 13 games, tallying 54 tackles, 13.0 sacks and 23.5 tackles for loss as a sophomore. Set program single-season records for sacks and tackles for loss. Named a unanimous All-American and South Carolina's first SEC Defensive Player of the Year.
- Played in all 13 games as a true freshman, recording 36 tackles, 8.0 sacks and 12 tackles for loss.

PERSONAL:

- Rated a five-star prospect and the No. 1 player in the nation out of South Pointe High School in Rock Hill, S.C., totaling 162 tackles, 29.5 sacks, 29 tackles for loss, 11 forced fumbles, six fumble recoveries and five touchdowns while rushing for 277 yards and nine touchdowns en route to a 13-2 record and runner-up finish in the state playoffs as senior in 2010.
- Majored in African-American studies at South Carolina.

CLOWNEY'S NFL TOTALS

Year Team	GP-GS	DEFENSE								INTERCEPTIONS					FUMBLES REC				
		ST	AT	TT	Sks-Yds	Tkl/Ls	QB Prs	PBU	FF	No	Yds	Avg	Lg	TD	No	Yds	Avg	Lg	TD
2014 Houston	4-2	5	2	7	0.0(0)	3(-10)	0	0	0	0	0	0.0	0	0	0	0	0.0	0	0
2015 Houston	13-9	27	13	40	4.5(-44)	8(-48)	8	6	1	0	0	0.0	0	0	0	0	0.0	0	0
2016 Houston	14-14	40	12	52	6.0(-45)	16(-69)	17	2	1	0	0	0.0	0	0	0	0	0.0	0	0
2017 Houston	16-16	41	18	59	9.5(-67)	21(-102)	21	2	2	0	0	0.0	0	0	2	71	35.5	49	1
2018 Houston	15-14	38	9	47	9.0(-75)	16(-81)	21	1	1	0	0	0.0	0	0	3	0	0.0	0t	1
2019 Seattle	13-11	21	10	31	3.0(-21)	7(-6)	13	3	4	1	27	27.0	27t	1	2	10	5.0	10t	1
2020 Tennessee	8-8	14	5	19	0.0(0)	4(-8)	6	4	1	0	0	0.0	0	0	0	0	0.0	0	0
2021 Cleveland	14-14	24	13	37	9.0(-84)	11(-72)	19	2	2	0	0	0.0	0	0	0	0	0.0	0	0
2022 Cleveland	12-10	15	13	28	2.0(-17)	4(-12)	4	3	1	0	0	0.0	0	0	1	0	0.0	0	0
2023 Baltimore	17-15	24	19	43	9.5(-51)	9(-35)	19	5	2	0	0	0.0	0	0	1	0	0.0	0	0
2024 Carolina	14-14	24	22	46	5.5(-49)	4(-8)	11	4	0	0	0	0.0	0	0	0	0	0.0	0	0
Totals	140-127	272	137	409	58.0(-453)	103(451)	0	0	0	1	1	0.0	1	0	1	0	0.0	0	0
Playoffs																			
2015 Houston	0-0	0	0	0	0.0(0)	0(0)	0	0	0	0	0	0.0	0	0	0	0	0.0	0	0
2016 Houston	2-2	3	0	3	0.0(0)	1(-1)	2	2	0	1	3	3.0	3	0	0	0	0.0	0	0
2018 Houston	1-1	2	3	5	0.0(0)	0(0)	0	0	0	0	0	0.0	0	0	0	0	0.0	0	0
2019 Seattle	2-2	9	3	12	1.5(-1)	3(-11)	3	0	0	0	0	0.0	0	0	0	0	0.0	0	0
2020 Tennessee	0-0	RESERVE/INJURED-Knee								RESERVE/INJURED					RESERVE/INJURED				
2023 Baltimore	2-2	2	2	4	1.0(-9)	1(-9)	1	0	0	0	0	0.0	0	0	0	0	0.0	0	0
Totals	7-7	16	8	24	2.5(-10)	5(-21)	6	2	0	1	3	3.0	3	0	0	0	0.0	0	0

MALIK DAVIS

21 • Running Back

5-11 • 202 • 11/26/98

Florida • FA-'25

NFL: 2nd Year • Cowboys: 2nd Year

Games/Starts: 2024-0/0; Career-15/0

Postseason: 2024-0/0; Career-2/0



PRO: The Dallas Cowboys signed a familiar face in Malik Davis midway through training camp, adding a shifty back to a room that had been hampered by nagging injuries in Oxnard. Davis spent the first three seasons of his career with Dallas, playing in 15 career games. Originally, he was an undrafted free agent out of Florida, and in his rookie season with Dallas, totaled 38 carries for 161 rushing yards and a touchdown. Despite a solid showing in the preseason, Davis was waived and added to the Cowboys practice squad in 2025.

TRANSACTION SUMMARY:

8/8/25: Signed with Dallas as a free agent, waived (8/26) and signed to Dallas' practice squad (8/27).

1/9/25: Signed with Dallas as a Future and released (4/30).

1/17/24: Signed with Dallas as a Future, released (8/27) and signed to Dallas' practice squad (8/28).

8/29/23: Waived and signed to the Dallas' squad (8/30).

8/30/22: Waived, signed to Dallas' practice squad (8/31) and activated (10/29).

5/12/22: Signed with Dallas as an undrafted free agent.

2024:

- Released at the end of training camp and signed to the practice squad, where he spent the entire season and did not appear in a game.

2023:

- Released at the end of training camp and signed to the practice squad. Was elevated three times for game action and played mainly on special teams where he had two tackles.
- Elevated from the practice squad at the LA Chargers (10/16) and at Buffalo (12/17), seeing time on special teams and adding a tackle in each contest.
- Elevated from the practice squad at Miami (12/24) and played on special teams.

2022:

- Finished the season with 38 carries for 161 yards and a touchdown, also catching six passes for 63 yards while playing in 12 games after a callup from the practice squad in October. Added two special teams tackles.
- Elevated from the practice squad at Philadelphia (10/16) and against Detroit (10/23) before signing to the active roster for the remainder of the regular season prior to the contest against Chicago (10/30). Recorded his first NFL carries against the Bears, toting the ball eight times for 23 yards and catching two passes for 18 yards.

COLLEGE:

- Played in 46 games over five years at Florida, rushing 284 times for 1,470 yards (5.2 avg.) with eight touchdowns while also catching 70 passes for 726 yards and two touchdowns.
- Started 12-of-13 games as a senior in 2021, rushing 92 times for 487 yards and five touchdowns with 23 receptions for 217 yards and two receiving touchdowns.
- Started two-of-12 games in 2020, tallying 310 rushing yards on 66 carries and 377 receiving yards with 31 receptions.
- As a redshirt sophomore in 2019, appeared in 12 games on offense and special teams, totaling 86 yards and a touchdown on 34 rushes, adding six receptions for 41 yards.
- Played three games in 2018 and had 61 yards on 13 carries before a season-ending injury earned him a medical redshirt.
- Played in seven games, starting two, as a true freshman in 2017 before suffering a season-ending injury against Georgia. Ranked second on the team totaling 526 yards on 79 carries and two touchdowns, earning All-SEC Freshman Team honors.

PERSONAL:

- Finished his career at Jesuit High School in Tampa, Fla., as the all-time rushing leader in the county with 7,025 career yards, averaging 8.5 yards-per-attempt and scoring 83 touchdowns.
- Named the 2016 Hillsborough Offensive Player of the Year by the Tampa Bay Times as a senior, rushing for 2,469 yards and 11.5 yards-per-attempt with 33 touchdowns, leading the team to a 12-1 record and the 5A state championship game.
- Earned his degree in education sciences from Florida.

COMMUNITY:

- 2022 Reliant Home Run Derby benefiting the Salvation Army.
- 2022 Rookie Club presented by Blockchain.com.
- 2022-23 Early Thanksgiving at The Salvation Army.
- Play 60 Week events.
- Training Camp Heroes Day.
- Annual Team Holiday Hospital Visits.
- Make-A-Wish Foundation of North Texas.
- Hispanic Heritage outreach.

DAVIS NFL TOTALS

Year Team	GP-GS	RUSHING					RECEIVING				
		No	Yds	Avg	Long	TD	No	Yds	Avg	Long	TD
2022 Dallas	12-0	38	161	4.2	23t	1	6	63	10.5	18	0
2023 Dallas	3-0	0	0	0.0	0	0	0	0	0.0	0	0
2024 Dallas	0-0										
Totals	88-73	1,349	6,207	4.6	81t	47	236	1,872	7.9	64t	5
PRACTICE SQUAD											
Playoffs											
2022 Dallas	2-0	0	0	0.0	0	0	0	0	0.0	0	0
2023 Dallas	0-0										
Totals	4-3	60	195	3.3	22	2	15	54	0.0	0	0
PRACTICE SQUAD											

ADDITIONAL STATISTICS

Special Teams Tackles – 2022 (2-0-2); 2023 (1-1-2). Totals (3-1-4).



PRO: The Dallas Cowboys added a depth piece to their defensive line when they signed James Houston at the start of training camp. Houston, originally drafted in the sixth round (217th overall) by Detroit in the 2022 NFL Draft, has played in 20 career games with three starts, totaling 18 tackles, 9.0 sacks, eight tackles for loss, a forced fumble and a fumble recovery through three NFL seasons. Houston's most productive season came in his rookie campaign as he tallied 10 tackles, seven tackles for loss and 8.0 sacks. He joined Dallas hoping to find similar production in new defensive coordinator Matt Eberflus' scheme.

TRANSACTION SUMMARY:

- 7/22/25:** Signed with Dallas as a free agent.
- 11/26/24:** Waived by Detroit and claimed off waivers by Cleveland (11/27).
- 4/15/24:** Signed a one-year contract with Detroit.
- 9/19/23:** Placed on Reserve/Injured with an ankle injury and activated (1/18/24).
- 8/30/22:** Released by Detroit, signed to Detroit's practice squad (8/31) and activated (11/28).
- 4/30/22:** Drafted in the sixth round (217th overall) by Detroit.

2024 (Detroit/Cleveland):

- Played in eight games, recording seven tackles and a sack before being waived in November.
- Claimed off waivers by Cleveland and saw action in three games, primarily on special teams.

2023 (Detroit):

- Appeared in two games with one start before being placed on Reserve/Injured after fracturing his ankle against Seattle (9/17).
- Activated from Reserve/Injured for the postseason and played in the NFC Championship at San Francisco (1/28/24).

2022 (Detroit):

- Saw action in seven games with two starts, totaling 10 tackles, seven tackles for loss and 8.0 sacks in his rookie season.
- Made his NFL debut against Buffalo (11/24) as a practice squad elevation, posting two tackles, a fumble recovery and 2.0 sacks, his first career sacks in the NFL.
- Started his first career game against Chicago (1/1/23), tallying one tackle.

COLLEGE:

- Transferred from Florida to Jackson State in 2021, switching his position from linebacker to defensive end and tallied 70 tackles, 24.5 tackles for loss (tied for second in FCS), 16.5 sacks (tied for second), seven forced fumbles (first), two fumble recoveries, one interception and two touchdowns. Named first team All-SWAC, STATS FCS All-American and FCS Coaches All-American.
- Appeared in 35 games through three seasons at Florida, amassing 103 tackles, 11.5 tackles for loss, 4.5 sacks, four forced fumbles and a blocked punt.
- In 2020 as junior, played in nine games, posting 37 tackles, 3.5 tackles for loss, a sack and a forced fumble.
- Saw action in all 13 games as a sophomore in 2019, recording 38 tackles, six tackles for loss, 3.5 sacks and a forced fumble.
- In 2018 appeared in all 13 games, totaling 28 tackles, two tackles for loss, two forced fumbles and a blocked punt as a redshirt freshman.
- Redshirted his freshman season in 2017.

PERSONAL:

- Attended American Heritage High School in Plantation, Fla., totaling 37 tackles, a sack, an interception and a forced fumble as a junior in 2015. Missed his senior season with an ACL injury.
- Also lettered in basketball.
- Graduated from Florida with a bachelor's degree in education sciences.

HOUSTON'S NFL TOTALS

Year Team	GP-GS	DEFENSE								INTERCEPTIONS					FUMBLES REC				
		ST	AT	TT	Sks-Yds	Tkl/Ls	QB Prs	PBU	FF	No	Yds	Avg	Lg	TD	No	Yds	Avg	Lg	TD
2022 Detroit.....	7-2	10	0	–	10	8.0(-58)	0(0)	0	0	1	0	0	0.0	0	0	0	0.0	0	0
2023 Detroit.....	2-1	1	0	–	1	0.0(0)	0(0)	0	0	0	0	0	0.0	0	0	0	0.0	0	0
2024 Detroit.....	8-0	4	3	–	7	1.0(-5)	0(0)	0	0	0	0	0	0.0	0	0	0	0.0	0	0
Cleveland.....	3-0	0	0	–	0	0.0(0)	0(0)	0	0	0	0	0	0.0	0	0	0	0.0	0	0
Totals.....	20-3	15	3	–	18	9.0(-63)	0(0)	0	0	1	0	0	0.0	0	1	0	0.0	0	0
Playoffs																			
2023 Detroit.....	1-0	0	0	–	0	0.0(0)	0(0)	0	0	0	0	0	0.0	0	0	0	0.0	0	0
Totals.....	1-0	0	0	–	0	0.0(0)	0(0)	0	0	0	0	0	0.0	0	0	0	0.0	0	0

TREVOR KEEGAN

76 • Guard

6-6 • 320 • 8/30/00

Michigan • W(Phi)-25

NFL: 2nd Year • Cowboys: 1st Year

Games/Starts: 2024-1/0; Career-1/0

Postseason: 2024-0/0; Career-0/0



PRO: The Dallas Cowboys added a depth piece to their offensive front when they claimed Trevor Keegan off waivers before Week 1. Keegan, originally drafted in the fifth round (172nd overall) of the 2024 NFL Draft by Philadelphia, has appeared in one NFL game. He comes to Dallas looking to add depth to the interior offensive line.

TRANSACTION SUMMARY:

8/27/25: Waived by Philadelphia and claimed by Dallas (8/28).

4/27/24: Drafted in the fifth round (172nd overall) by Philadelphia

2025 (Philadelphia/Dallas):

- Attended training camp with Philadelphia before being waived and claimed by Dallas.

2024 (Philadelphia):

- Made his NFL debut at guard in Philadelphia's regular season finale against the N.Y. Giants (1/5/25), his only appearance of the year.

COLLEGE:

- Saw action in 41 games with 39 starts at left guard in five seasons (2019-23) at Michigan, earning three consecutive All-Big Ten selections from 2021-23.
- Started all 15 games as fifth year senior in 2023 and was a part of Michigan's CFP National Championship team.
- In 2022 started 11 games as a senior, as the Wolverine offensive front claimed its second consecutive Joe Moore Award, awarded to the best college football offensive line unit.
- Played in 13 games with 11 starts in 2021, contributing to a Joe Moore Award winning unit.
- In 2020 as a redshirt freshman, appeared in five games on special teams and two on the offensive line.
- Did not see game action as a true freshman in 2019 and redshirted.

PERSONAL:

- Rated a four-star prospect out of Crystal Lake, Ill. South High School.
- Graduated from Michigan with a degree in communication.

KEEGAN'S NFL TOTALS

GAMES/STARTS (regular season, playoffs): 2024 (1/0-Phi).

ROBERT ROCHELL

(ROH-shell)

30 • Cornerback

6-2 • 195 • 4/26/98

Central Arkansas • FA-'25

NFL: 5th Year • Cowboys: 1st Year

Games/Starts: 2024-11/0; Career-48/5

Postseason: 2024-1/0; Career-3/0



PRO: The Dallas Cowboys signed Robert Rochell prior to 2025 training camp, adding depth to its recovering cornerback room. Rochell, originally selected in the fourth round (130th overall) by the Los Angeles Rams in the 2021 NFL Draft, has seen action in 48 career games with five starts, totaling 15 tackles, one interception and a fumble recovery in his four NFL seasons. Rochell was released after training camp but signed to Dallas' practice squad prior to the regular season.

TRANSACTION SUMMARY:

- 6/18/25: Signed with Dallas as a free agent, released (8/26) and signed to Dallas' practice squad (8/27).
- 3/27/25: Signed a one-year contract with Kansas City and released (5/6).
- 10/7/24: Released by Green Bay, signed to Green Bay's practice squad (10/10) and activated (11/16).
- 8/28/24: Signed to Green Bay's practice squad (8/28) and activated (10/5).
- 3/19/24: Re-signed with Green Bay on a one-year contract and released (8/27).
- 10/25/23: Signed to Green Bay's active roster.
- 9/19/23: Waived by Seattle and signed to Carolina's practice squad (9/20).
- 8/29/23: Released and signed to Seattle's practice squad (9/1).
- 12/11/21: Placed on Reserve/Injured with a rib injury.
- 4/30/21: Drafted in the fourth round (130th overall) by the Los Angeles Rams.

2024 (Green Bay):

- Attended training camp before being released at the roster cutdown date and signed to the Packers practice squad.
- Activated from the practice squad midway through the season, appearing in 11 games and posting one fumble recovery.
- Played in the Wild Card game at Philadelphia (1/12/25).

2023 (LA Rams/Seattle/Green Bay):

- Attended training camp with the Los Angeles Rams before being released at the roster cutdown date and signed to Seattle's practice squad.
- Released by Seattle in September and signed to Carolina's practice squad before Green Bay signed him to its active roster.
- Played in nine games for the Packers and appeared in the Wild Card game at Dallas (1/14/24) and the Divisional Playoff Game at San Francisco (1/20/24).

2022 (LA Rams):

- Returned from injury to appear in all 17 games, tallying one tackle and one fumble recovery.

2021 (LA Rams):

- Saw action in 11 games with five starts, totaling 14 tackles, one interception and a fumble recovery in his rookie campaign.
- Made his NFL debut against Chicago (9/12), recording one tackle.
- Nabbed his first NFL interception at the New York Giants (10/17).
- Placed on Reserve/Injured in Week 14 with a rib injury.

COLLEGE:

- Tallied 92 tackles, 4.5 tackles for loss, 10 interceptions, three forced fumbles and three fumble recoveries in 39 games in four seasons at Central Arkansas.
- Saw action in seven games during the COVID-19 shortened 2020 season, tallying 27 tackles, one for loss, a forced fumble, a fumble recovery and a touchdown.
- In 2019 as a junior, played all 13 games, registering 44 tackles, 2.5 tackles for loss, a team-high five interceptions and a fumble recovery. Named an AFCS first team All-American and a STATS FCS second team All-American.
- Played in all 11 games with eight starts as a sophomore in 2018, posting 13 tackles, a tackle for loss, a team-high four interceptions and a forced fumble.
- In 2017 appeared in 11 games with three starts, recording eight tackles, an interception, seven passes defended, a forced fumble and a fumble recovery.
- Redshirted his true freshman season in 2016.

PERSONAL:

- Attended Fair Park High School in Shreveport, La., totaling 922 rushing yards on 93 carries and 465 receiving yards on 25 grabs as a senior in 2015. Named to the 2015 All-District and All-Shreveport teams.
- Ranked third-best 100-meter sprinter in Louisiana with a time of 10.8 seconds.

ROCHELL'S NFL TOTALS																				
		DEFENSE								INTERCEPTIONS					FUMBLES REC					
Year Team	GP-GS	ST	AT	TT	Sks-Yds	Tkl/Ls	QB Prs	PBU	FF	No	Yds	Avg	Lg	TD	No	Yds	Avg	Lg	TD	
2021 LA Rams.....	11-5	11	3	–	14	0.0(0)	0(0)	0	4	0	1	1	0.0	1	0	1	0	0.0	0	0
2022 LA Rams.....	17-0	1	0	–	1	0.0(0)	0(0)	0	0	0	0	0	0.0	0	0	1	0	0.0	0	0
2023 Green Bay.....	9-0	0	0	–	0	0.0(0)	0(0)	0	0	0	0	0	0.0	0	0	0	0	0.0	0	0
2024 Green Bay.....	11-0	0	0	–	0	0.0(0)	0(0)	0	0	0	0	0	0.0	0	0	1	0	0.0	0	0
Totals.....	48-5	12	3	–	15	0.0(0)	0(0)	0	4	0	1	1	0.0	1	0	3	0	0.0	0	0
Playoffs																				
2022 LA Rams.....	0-0	0	0	–	0	0.0(0)	0(0)	0	0	0	0	0	0.0	0	0	0	0	0.0	0	0
2023 Green Bay.....	2-0	0	0	–	0	0.0(0)	0(0)	0	0	0	0	0	0.0	0	0	0	0	0.0	0	0
2024 Green Bay.....	1-0	0	0	–	0	0.0(0)	0(0)	0	0	0	0	0	0.0	0	0	0	0	0.0	0	0
Totals.....	3-0	0	0	–	0	0.0(0)	0(0)	0	0	0	0	0	0.0	0	0	0	0	0.0	0	0

ADDITIONAL STATISTICS

Special Teams Tackles – 2021 (1 FR), 2022 (1 FR), 2024 (1 FR). Totals (3 FR).

REDDY STEWARD

27 • Cornerback

5-11 • 178 • 5/4/01
 Troy • W(Min)-25
 NFL: 1st Year • Cowboys: 1st Year
 Games/Starts: 2024-1/0; Career-1/0
 Postseason: 2024-0/0; Career-0/0



PRO: The Dallas Cowboys claimed Reddy Steward off waivers shortly after training camp, adding another option to their cornerback room. Steward, originally signed with Chicago as an undrafted free agent in 2024, has appeared in one NFL game. He comes to Dallas hoping to find production in a familiar defense as he reunites with defensive coordinator Matt Eberflus.

TRANSACTION SUMMARY:

- 8/27/25:** Claimed off waivers by Dallas.
- 8/26/25:** Waived by Minnesota.
- 1/13/25:** Released by Chicago and signed with Minnesota as a Future (1/15).
- 8/27/24:** Released by Chicago and signed to Chicago's practice squad (8/28).
- 5/9/24:** Signed with Chicago as an undrafted free agent.

2025 (Minnesota):

- Attended training camp with Minnesota before being waived and claimed by Dallas.

2024 (Chicago):

- Attended training camp with Chicago before being released at the roster cutdown date and signing to its practice squad.
- Made his NFL debut at Arizona (11/3) as a practice squad elevation, recording one tackle.

COLLEGE:

- Amassed 181 tackles, 2.5 sacks, nine interceptions and three touchdowns in 60 career games at Troy.
- Saw action in all 14 games as a senior in 2023, collecting 50 tackles, four interceptions, half a sack and a touchdown en route to his second consecutive first-team All-Sun Belt selection.
- In 2022 played in all 15 games, recording 63 tackles, three interceptions and one touchdown on his way to first-team All-Sun Belt honors.
- Saw action in all 12 games as a sophomore in 2021, tallying 26 tackles and one interception.
- In 2020 appeared in all 11 games with six starts, totaling 26 tackles, 2.0 sacks, one interception and a touchdown.
- Played in seven games as a true freshman in 2019, posting 16 tackles.

PERSONAL:

- Attended Austin High School in Decatur, Ala., recording 36 tackles and three interceptions on defense along with 276 rushing yards and seven touchdowns on 49 carries as a senior. Was named first-team all-state in 2018.
- Also lettered in basketball.
- Majored in sport management at Troy.

STEWARD'S NFL TOTALS																			
		DEFENSE								INTERCEPTIONS					FUMBLES REC				
Year Team	GP-GS	ST	AT	TT	Sks-Yds	Tkl/Ls	QB Prs	PBU	FF	No	Yds	Avg	Lg	TD	No	Yds	Avg	Lg	TD
2024 Chicago	1-0	1	0	–	1	0.0(0)	0(0)	0	0	0	0	0.0	0	0	0	0	0.0	0	0
Totals	1-0	1	0	–	1	0.0(0)	0(0)	0	0	0	0	0.0	0	0	0	0	0.0	0	0

PERRION WINFREY

99 • Defensive Tackle

6-4 • 290 • 8/15/00
 Oklahoma • FA-'25
 NFL: 2nd Year • Cowboys: 1st Year
 Games/Starts: 2024-0/0; Career-14/0
 Postseason: 2024-0/0; Career-0/0



PRO: The Dallas Cowboys signed Perrion Winfrey prior to training camp, adding depth to the defensive line. Winfrey, originally drafted in the fourth round (108th overall) by Cleveland in the 2022 NFL Draft, appeared in 14 career games and recorded 29 tackles, a tackle for loss and a half sack in his two NFL seasons. He returns to the NFL after a notable 2025 UFL season, totaling 33 tackles, two tackles for loss, 2.0 sacks, four pass breakups and a forced fumble in 11 games and seven starts on his way to an All-UFL team selection.

TRANSACTION SUMMARY:

- 6/20/25:** Signed with Dallas as a free agent.
- 7/19/23:** Waived by Cleveland and signed to the New York Jets practice squad (11/7).
- 4/30/22:** Drafted in the fourth round (108th overall) by Cleveland.

2025 (UFL):

- Saw action in all 10 regular season games with six starts, registering 29 tackles, two tackles for loss, a sack, four pass breakups and a forced fumble for the Birmingham Stallions.
- Started the USFL Conference Championship game, tallying four tackles and a sack.
- Named to the 2025 All-UFL team.

2023 (Cleveland/NY Jets):

- Spent the offseason with Cleveland before being released prior to training camp.
- Signed to the New York Jets practice squad in November.
- Played at Atlanta (12/3) as a practice squad elevation, registering three tackles.

2022 (Cleveland):

- Appeared in 13 games, amassing 22 tackles, one tackle for loss and a half sack in his rookie season.
- Made his NFL debut at Carolina (9/11).

COLLEGE:

- After starting his career at Iowa Western Community College, transferred to Oklahoma in 2020, amassing 42 tackles, 17 tackles for loss, 6.0 sacks, one forced fumble and three pass breakups through 23 games with 20 starts en route to two consecutive All-Big 12 second team selections.
- In 2021 started all 12 games, tallying 23 tackles, 11 tackles for loss, 5.5 sacks and one forced fumble.
- Rated the No. 1 junior college prospect by ESPN and 247Sports, recording 55 tackles, 23 tackles for loss, 9.5 sacks and a forced fumble in his two seasons (2019-20) at Iowa Western.

PERSONAL:

- Attended Lake Park High School in Roselle, Ill.
- Majored in communications at Oklahoma.

WINFREY'S NFL TOTALS

		DEFENSE								INTERCEPTIONS					FUMBLES REC				
Year Team	GP-GS	ST	AT	TT	Sks-Yds	Tkl/Ls	QB Prs	PBU	FF	No	Yds	Avg	Lg	TD	No	Yds	Avg	Lg	TD
2022 Cleveland	13-0	8	14	- 26	0.5 (-1)	0(0)	0	0	0	0	0	0.0	0	0	0	0	0.0	0	0
2023 New York Jets.....	1-0	1	2	- 3	0.0(0)	0(0)	0	0	0	0	0	0.0	0	0	0	0	0.0	0	0
Totals	14-0	9	16	- 29	0.5(-1)	0(0)	0	0	0	0	0	0.0	0	0	0	0	0.0	0	0



UPDATED PLAYER BIOS



ONE COWBOYS WAY ★ FRISCO, TEXAS 75034 ★ P:972.497.4959 ★ WWW.DALLASCOWBOYS.COM

2025 PLAYER BIO UPDATES Week 9 vs. Arizona Cardinals

75 Hakeem Adeniji, T

Games/Starts: 2025-6/1 Career-49/16

at Philadelphia (9/4) and **vs. N.Y. Giants (9/14)** Inactive.
at Chicago (9/21) Made his Cowboys debut on the field goal unit.
vs. Green Bay (9/28) Saw most of his time on field goal unit, stepping in on offense for one play in the jumbo package.
at N.Y. Jets (10/5) Started at guard in place of Tyler Smith (knee) - marking his first regular season start since Week 18 in 2022 and his first start at guard since the Bengals 2021 Super Bowl appearance. The offense garnered 416 yards, including 180 on the ground, with a 6.2 yard-per-carry average, and Dak Prescott threw for 237 yards with four touchdowns.
at Carolina (10/12) Saw time in the jumbo package and on special teams.
vs. Washington (10/19) Played on the field goal unit.
at Denver (10/26) Saw a majority of his time on field goals but stepped in at tackle late in the fourth quarter when the game was out of reach.

5 Bryan Anger, P

Games/Starts: 2025-8/0 Career-218/0

Punting									
	No	Yds	Avg	TB	In20	Lg	Blk	Ret	RetYds
Last Game.....	5	252	50.4	0	3	58	0	2	26
2025.....	28	1,321	47.2	0	11	60	0	16	160
Career.....	918	43,115	47.0	64	335	83	5	428	3,613

Special Teams								
	Solo	Asst	Tot	FF	FR	BP	BFG	BXP
Career.....	-	-	15					

Punts		5, at NYJ, 10/5 and at Den, 10/26
Gross Avg.		47.8, vs. NYG, 9/14
Net. Avg.		47.7, at Car, 10/12
In20		3, at Den, 10/26
Long		60, at Chi, 9/21

at Philadelphia (9/4) Punted twice for a 43.5 gross and net.
vs. N.Y. Giants (9/14) Had four punts for a 38.3 net with two downed inside the 20.
at Chicago (9/21) Had two punts for a 35.5 net and a long of 60 yards.
vs. Green Bay (9/28) Punted four times for a gross of 47.5, net of 43.5 and one downed inside the 20.
at N.Y. Jets (10/5) Punted five times with a net of 37.4.
at Carolina (10/12) Netted 47.7 yards on three punts.
vs. Washington (10/19) Averaged 42.7 yards-per-punt with two downed inside the 20 and a net of 40.0 on three punts.
at Denver (10/26) Punted five times with a gross of 50.4, net of 45.2 and three downed inside the 20 with a long of 58.

17 Brandon Aubrey, K

Games/Starts: 2025-8/0 Career-42/0

Scoring					Kickoffs				
	PAT	FG	Lng	Pts	No	TB	TB%	Opp Ret	Avg. Ret
Last Game.....	3-3	1-1	24	6	5	1	20.0	4	29.8
2025.....	26-27	16-16	64	74	50	15	30.0	33	25.5
Career.....	105-109	92-101	65	381	244	157	64.3	80	26.2

Field Goals	10-19	20-29	30-39	40-49	50-59	60+	Total	Pct
Last Game.....	0-0	1-1	0-0	0-0	0-0	0-0	1-1	100.0
2025.....	0-0	5-5	2-2	4-4	3-3	2-2	16-16	100.0
Totals.....	0-0	18-18	23-27	22-24	24-25	5-7	92-101	91.1

SEASON-HIGHS

FG Att 4, vs. NYG, 9/4
FG Made 4, vs. NYG, 9/4
FG Long 64, vs. NYG, 9/4
PATs Attempted 5, 3x, last vs. Was, 10/19
PATs Made 5, vs. GB, 9/28 and vs. Was, 10/19

- Selected as one of the special teams captains.
- Named Special Teams Player of the Month (September).
- Leads the league in touchbacks (15) and points (74).

at Philadelphia (9/4) Hit two field goals (41 and 53 yards) and both PATs.
vs. N.Y. Giants (9/14) Hit all eight of his kicks - four PATs and four field goals - ringing true from 51, 44, 64 and 46 yards. Hit a 64-yarder as time expired to send the game into overtime and a 46-yarder to win as time expired in overtime. He became the first kicker in NFL history to make a field goal as time expired in both regulation and overtime. He is the third kicker in team history to make a game-tying kick as time expired in regulation while also hitting the game-winner in overtime. His 64-yarder tied the third-longest make in NFL history, and it was the second-longest in his career. It was his fourth career field goal from 60-or-more yards, tying Brett Maher for the most in NFL history.
at Chicago (9/21) Was true on both field goal tries (53,33). The 53-yarder was his 28th career make from 50 yards - the most in team history.
vs. Green Bay (9/28) Tied the second most PATs attempted and made in his career (five) while also hitting a 22-yard field goal.
at N.Y. Jets (10/5) Went four-of-five on PATs and drilled his lone field goal attempt - a 35-yarder.
at Carolina (10/12) Was true on two field goals (23,28) and three PATs.
vs. Washington (10/19) Was perfect on all eight kicking tries - five PATs and three field goals, including a 61-yarder to establish an NFL record for 60-yard field goals made in a career (five). Also established a career-high for kickoffs with 10.
at Denver (10/26) Was true on three PATs and his lone field goal attempt from 24 yards.

66 T.J. Bass, G

Games/Starts: 2025-8/3 Career-40/8

at Philadelphia (9/4) Played on the field goal unit.
 vs. N.Y. Giants (9/14) Saw most of his action on special teams.
 at Chicago (9/21) Saw time on the field goal unit.
 vs. Green Bay (9/28) Started in place of Tyler Booker (ankle) and assisted the offense to 436 yards, including 319 through the air with a 4.5 yard-per-carry average, allowing just one sack on 41 pass plays.
 at N.Y. Jets (10/5) Again started in place of Booker (ankle) and the offense garnered 416 yards, including 180 on the ground, with a 6.2 yard-per-carry average, and Dak Prescott threw for 237 yards with four touchdowns.
 at Carolina (10/12) In place of Booker (ankle), protected for Prescott to throw for 261 yards and three touchdowns on 25-of-34 attempts with no sacks and no turnovers.
 vs. Washington (10/19) Saw a majority of his snaps on the field goal unit.
 at Denver (10/26) Saw a majority of his time on field goals but stepped in at guard late in the fourth quarter when the game was out of reach.

56 Cooper Beebe, C

Games/Starts: 2025-2/2 Career-18/18

- Placed on Reserve/Injured with an ankle injury (Sept. 15).
- Returned to practice Oct. 22

at Philadelphia (9/4) Started at center and helped the offense to a 5.4 yard-per-rush average while not allowing a sack on 35 dropbacks.
 vs. N.Y. Giants (9/14) Helped the team rack up 397 yards (301 passing, 96 rushing) through regulation before injuring his ankle on special teams.

14 Markquese Bell, S

Games/Starts: 2025-8/2 Career-39/10

	Solo	Tackles		Sks/	Tkl/	QB		
		Asst	Tot	Yds	Loss	Prs	PBU	FF-FR
Last Game.....	3	1	4					
2025.....	8	5	13				1	
Career.....	73	47	120	0.0(0)	3(-9)	1	5	2-0

	Solo	Asst	Tot	Special Teams				
				FF	FR	BP	BFG	BXP
Last Game.....								
2025.....	1	1	2					
Career.....	3	1	4					

at Philadelphia (9/4) and vs. N.Y. Giants (9/14) Saw time on special teams.
 at Chicago (9/21) Played on special teams.
 vs. Green Bay (9/28) Played mainly on special teams, finishing with a tackle and returned a blocked PAT for two points - a first in Dallas history.
 at N.Y. Jets (10/5) Finished with one tackle on defense and one on special teams.
 at Carolina (10/12) Was in on two tackles.
 vs. Washington (10/19) Started in place of Juanyeh Thomas (migraine) and notched six tackles and a pass breakup.
 at Denver (10/26) Had four tackles in his second start in place of Thomas (migraine).

26 DaRon Bland, CB

Games/Starts: 2025-6/6 Career-47/35

	Solo	Tackles		Sks/	Tkl/	QB		
		Asst	Tot	Yds	Loss	Prs	PBU	FF-FR
Last Game.....	3	4	7					
2025.....	21	11	32		1(-1)	2	1	
Career.....	143	61	204	0.0(0)	5(-8)	6	28	1-1

	No.	Yds.	Avg.	Lg	TD	No.	Yds.	Avg.	Lg	TD
Last Game.....										
2025.....	1	68	68.0	68t	1					
Career.....	15	2960	19.7	68t	6	1	0	0.0	0	0

	Solo	Asst	Tot	Special Teams				
				FF	FR	BP	BFG	BXP
Career.....	2	0	2					

SEASON-HIGHS

Total Tackles 7, vs. Was, 10/19 and at Den, 10/26
Solo Tackles 5, at NYJ, 10/5 and vs. Was, 10/19
 • Signed a four-year extension on Aug. 31.
 • Named as an honorary captain for the game at Denver.
 at Philadelphia (9/4) Notched four tackles and a pressure.
 vs. N.Y. Giants (9/14) and at Chicago (9/21) Inactive/Injured-Foot.
 vs. Green Bay (9/28) Started and tallied five tackles with one for a loss.
 at N.Y. Jets (10/5) Had six tackles in the start.
 at Carolina (10/12) Added three tackles.
 vs. Washington (10/19) Second on the team with seven tackles along with a hurry and a pass breakup - which was an interception he returned for a career-long 68-yard touchdown. It was his sixth career pick six.
 at Denver (10/26) Named an honorary captain and notched seven tackles - tied for second on the team.

23 Jaydon Blue, RB

Games/Starts: 2025-4/0 Career-4/0

	Att.	Yds.	Avg.	Lg	TD	Rec.	Yds.	Avg.	Lg	TD
Last Game.....	8	29	3.6	14	0					
2025.....	22	65	3.0	14	0	1	5	5.0	5	0

Kickoff Returns
 Att. Yds. Avg. Lg TD
 Last Game.....
 2025.....3 72 24.0 32 0
 at Philadelphia (9/4), vs. N.Y. Giants (9/14), at Chicago (9/21) and vs. Green Bay (9/28) Inactive.
 at N.Y. Jets (10/5) Made his NFL debut and rushed four times for seven yards and returned one kickoff 32 yards.
 at Carolina (10/12) Rushed three times for 0 yards and returned two kickoffs for 40.
 vs. Washington (10/19) Ran the ball seven times for 29 yards and had his first career reception for five.
 at Denver (10/26) Rushed eight times for 29 yards.

52 Tyler Booker, G

Games/Starts: 2025-5/5 Career-5/5

at Philadelphia (9/4) Made his NFL debut, starting at right guard and helped the offense to a 5.4 yard-per-rush average while not allowing a sack on 35 dropbacks.
 vs. N.Y. Giants (9/14) Aided the offense in racking up 478 yards - the most in a game for Dallas since 640 yards against the N.Y. Giants (11/12/23).
 at Chicago (9/21) Helped rack up a 6.1 yard-per-rush (20 for 121) average while allowing two sacks on 47 pass plays.
 vs. Green Bay (9/28), at N.Y. Jets (10/5) and at Carolina (10/12) Inactive/Injured-Ankle.
 vs. Washington (10/19) Returned to the starting lineup after missing three games with an ankle injury and helped block for 152 rushing yards with one touchdown on 31 carries (4.9-yard avg.) and allowed Prescott to throw for 264 yards and three touchdowns with one sack on 31 dropbacks.
 at Denver (10/26) Blocked for 339 yards, totaling 231 through the air and 108 on the ground, while Javonte Williams rushed for a pair of touchdowns.

25 Trikweze Bridges, CB

Games/Starts: 2025-7/1 Career-7/1

	Solo	Tackles		Sks/	Tkl/	QB		
		Asst	Tot	Yds	Loss	Prs	PBU	FF-FR
Last Game.....	4	0	4				2	
2025.....	11	1	12				2	

	No.	Yds.	Avg.	Lg	TD	No.	Yds.	Avg.	Lg	TD
Last Game.....	1	7	7.0	7	0					
2025.....	1	7	7.0	7	0					

- Claimed off waivers from the LA Chargers (8/27).

at Philadelphia (9/4) Made his NFL debut on special teams.
 vs. N.Y. Giants (9/14) Saw a majority of his time on special teams
 at Chicago (9/21) Saw time as a reserve and notched his first NFL stats, finishing with four tackles.

Trikweze Bridges, cont.

vs. Green Bay (9/28), **at N.Y. Jets (10/5)** and **at Carolina (10/12)** Played on special teams.

vs. Washington (10/19) Saw extended time on defense, making four tackles.

at Denver (10/26) Had his first career start as Trevon Diggs (concussion/knee) landed on Reserve/Injured and posted four tackles, two breakups (first in his career) and his first career interception.

31 Josh Butler, CB

Games/Starts: 2025-0/0-PUP Career-5/3

	Solo	Tackles Asst – Tot	Sks/ Yds	Tkl/ Loss	QB Prs	PBU	FF-FR
Last Game.....							
2025.....							
Career.....	16	4 – 20	1.0(0)	0(0)	0	5	0-0

- Started the season on Reserve/PUP after undergoing knee surgery last season.

21 Caelen Carson, CB

Games/Starts: 2025-2/0 Career-8/5

	Solo	Tackles Asst – Tot	Sks/ Yds	Tkl/ Loss	QB Prs	PBU	FF-FR
Last Game.....							
2025.....							
Career.....	24	3 – 27	0.0(0)	0(0)	0	4	0-0

- Started the season on Reserve/Injured after suffering a knee injury in the preseason.
- Returned to practice Oct. 1 and activated Oct. 18.

vs. Washington (10/19) Made his season debut on special teams.

at Denver (10/26) Saw his time on special teams.

38 Alijah Clark, S

Games/Starts: 2025-4/1 Career-4/1

	Solo	Tackles Asst – Tot	Sks/ Yds	Tkl/ Loss	QB Prs	PBU	FF-FR
Last Game.....	4	4 – 8					
2025.....	6	4 – 10					

	Solo	Asst	– Tot	Special Teams FF	FR	BP	BFG	BXP
Last Game.....								
2025.....	2	1	– 3					

- Signed to the active roster from the practice squad on Oct. 4 when Malik Hooker (toe) was placed on Reserve/Injured.

at N.Y. Jets (10/5) Made his NFL debut on special teams and had his first career tackle.

at Carolina (10/12) Saw his time on special teams, tallying two tackles.

vs. Washington (10/19) Had his first career defensive tackles, finishing with two, while also seeing time on special teams.

at Denver (10/26) Logged his first career start with Donovan Wilson (elbow/shoulder) inactive and notched eight tackles before a rib injury removed him from the game.

18 Damone Clark, LB

Games/Starts: 2025-7/2 Career-48/26

	Solo	Tackles Asst – Tot	Sks/ Yds	Tkl/ Loss	QB Prs	PBU	FF-FR
Last Game.....							
2025.....	4	7 – 11					
Career.....	120	81 – 201	0.5(-4)	6(-19)	9	4	2-1

	Solo	Asst	– Tot	Special Teams FF	FR	BP	BFG	BXP
Last Game.....	1	1	– 2					
2025.....	3	1	– 4					
Career.....	10	3	– 13					

SEASON-HIGHS

Total Tackles 5, at Phi, 9/4

Solo Tackles 3, at Phi, 9/4

at Philadelphia (9/4) Started and finished the game with five tackles while adding one stop on special teams.

vs. N.Y. Giants (9/14) Notched four tackles.

at Chicago (9/21) Assisted on a pair of tackles and added a special teams stop.

vs. Green Bay (9/28) Inactive.

at N.Y. Jets (10/5) Played on special teams.

at Carolina (10/12) Spent most of his time on special teams.

vs. Washington (10/19) Played on special teams.

at Denver (10/26) Saw most of his time on special teams, posting two tackles.

95 Kenny Clark, DT

Games/Starts: 2025-8/8 Career-148/134

	Solo	Tackles Asst – Tot	Sks/ Yds	Tkl/ Loss	QB Prs	PBU	FF-FR
Last Game.....	1	0 – 1					
2025.....	8	10 – 18	1.5(-13)	1(-4)	23		
Career.....	283	232 – 515	36.5(-257)	57(-234)	118	11	7-8

	Interceptions					Fumble Recoveries				
	No.	Yds.	Avg.	Lg	TD	No.	Yds.	Avg.	Lg	TD
Career.....						8	2	0.3	2t	0

SEASON-HIGHS

Total Tackles 5, at Phi, 9/4

Solo Tackles 3, at Phi, 9/4

Pressures 5, vs. Was, 10/19

Sacks 1.0, vs. NYG, 9/14

- Acquired in a trade with Green Bay for Micah Parsons at the start of Week 1.

- Selected as an honorary captain against his former team - Green Bay.

at Philadelphia (9/4) Made his Cowboys debut, starting at one of the defensive tackle spots, and notched five tackles and three pressures. Surpassed 500 career tackles on the night.

vs. N.Y. Giants (9/14) Was in on four tackles with one sack and four hurries.

at Chicago (9/21) Tied for the team lead with three pressures and added a tackle.

vs. Green Bay (9/28) Facing his former team and notched four hurries and three tackles.

at N.Y. Jets (10/5) Added one tackle, a half sack, a tackle for loss and a pressure.

at Carolina (10/12) Tallied two tackles and three hurries.

vs. Washington (10/19) Tied the team lead with five hurries along with a tackle.

at Denver (10/26) Made one tackle.

42 Jadeveon Clowney, DE

Games/Starts: 2025-5/0 Career-145/127

	Solo	Tackles Asst – Tot	Sks/ Yds	Tkl/ Loss	QB Prs	PBU	FF-FR
Last Game.....	1	1 – 2					
2025.....	4	8 – 12	1.0(-4)		10	2	0-1
Career.....	277	144 – 421	59.0(-457)	103(-451)	149	34	15-10

	Interceptions					Fumble Recoveries				
	No.	Yds.	Avg.	Lg	TD	No.	Yds.	Avg.	Lg	TD
Last Game.....										
2025.....						1	0	0.0	0	0
Career.....	1	27	27.0	27t	1	10	81	8.1	10t	3

- Signed Sept. 15.

at Chicago (9/21) Inactive.

vs. Green Bay (9/28) Made his Cowboys debut to the tune of three tackles and two hurries.

at N.Y. Jets (10/5) Was in on two tackles and notched four pressures - the most since he had four with Baltimore at Tennessee (10/15/23).

at Carolina (10/12) Had a tackle and a pressure.

vs. Washington (10/19) Notched his first sack and fumble recovery as a Cowboy, adding four tackles, three pressures and two breakups.

at Denver (10/26) Added two tackles.

69 Ajani Cornelius, T

Games/Starts: 2025-1/0 Career-1/0

at Philadelphia (9/4), **vs. N.Y. Giants (9/14)**, **vs. Green Bay (9/28)** and **at Chicago (9/21)** Inactive.

at N.Y. Jets (10/5) Made his NFL debut on special teams.

at Carolina (10/12), **vs. Washington (10/19)** and **at Denver (10/26)** Inactive/Injured-Knees.

7 Trevon Diggs, CB

Games/Starts: 2025-6/4 Career-64/61

Last Game.....	Tackles			Sks/ Yds	Tkl/ Loss	QB Prs	PBU	FF-FR
	Solo	Asst	Tot					
2025.....	13	7	20		1(-3)	2		
Career.....	199	42	241	1.0(0)	2(-4)	3	63	2-1

Last Game.....	Interceptions					Fumble Recoveries				
	No.	Yds.	Avg.	Lg	TD	No.	Yds.	Avg.	Lg	TD
Career.....	20	204	10.2	59t	2	1	17	17.0	17	0

SEASON-HIGHS

Total Tackles 5, vs. GB, 9/28 and at NYJ, 10/5

Solo Tackles 3, vs. NYG, 9/14

• Placed on Reserve/Injured with a concussion and knee injury Oct. 25.
at Philadelphia (9/4) Saw limited snaps in his return to the field from knee surgery and had one tackle and a pressure.

vs. N.Y. Giants (9/14) Made the start and finished with four tackles.

at Chicago (9/21) Notched two tackles.

vs. Green Bay (9/28) Tallied five tackles with one for a loss.

at N.Y. Jets (10/5) Added five tackles in the start.

at Carolina (10/12) Posted three tackles and a pressure.

vs. Washington (10/19) Inactive/Injured-Concussion.

20 Kaiir Elam, CB

Games/Starts: 2025-8/6 Career-37/18

Last Game.....	Tackles			Sks/ Yds	Tkl/ Loss	QB Prs	PBU	FF-FR
	Solo	Asst	Tot					
2025.....	18	12	30			1	1	
Career.....	73	35	108	0.0(0)	3(-5)	1	7	0-1

Last Game.....	Interceptions					Fumble Recoveries				
	No.	Yds.	Avg.	Lg	TD	No.	Yds.	Avg.	Lg	TD
Career.....	2	0	0.0	0t	0	1	0	0.0	0	0

Last Game.....	Special Teams							
	Solo	Asst	Tot	FF	FR	BP	BFG	BXP
Career.....	1	2	3	0	0	0	0	0

SEASON-HIGHS

Total Tackles 9, vs. NYG, 9/14

Solo Tackles 6, vs. NYG, 9/14

at Philadelphia (9/4) Made his Cowboys debut, starting at corner and finished fourth on the defense with seven tackles.

vs. N.Y. Giants (9/14) Led the team with nine tackles.

at Chicago (9/21) Had a pair of tackles and his first career hurry.

vs. Green Bay (9/28) Was in on three tackles.

at N.Y. Jets (10/5) Notched his 100th career tackle.

at Carolina (10/12) Played on defense.

vs. Washington (10/19) Logged five tackles and a breakup in the start.

at Denver (10/26) Had three tackles.

41 Donovan Ezeiruaku, DE

Games/Starts: 2025-8/0 Career-8/0

Last Game.....	Tackles			Sks/ Yds	Tkl/ Loss	QB Prs	PBU	FF-FR
	Solo	Asst	Tot					
2025.....	11	9	20	1.0(-5)	4(-19)	22		1-0

SEASON-HIGHS

Total Tackles 5, vs. GB, 9/28

Solo Tackles 4, vs. GB, 9/28

Pressures 5, at NYJ, 10/5

• Leads the team with four tackles for loss.

at Philadelphia (9/4) Made his NFL debut as a reserve lineman and recorded three tackles and a pressure.

vs. N.Y. Giants (9/14) Added one tackle and three pressures.

at Chicago (9/21) Posted two tackles and two pressures.

vs. Green Bay (9/28) Had five tackles, his first two career tackles for loss and a pressure.

at N.Y. Jets (10/5) Added three tackles and five pressures.

at Carolina (10/12) Was in on a pair of tackles with one tackle for a loss, two pressures and his first career forced fumble.

vs. Washington (10/19) Logged his first career sack along with four pressures, three tackles and a tackle for loss.

at Denver (10/26) Led the team with four hurries along with one stop.

87 Jake Ferguson, TE

Games/Starts: 2025-8/5 Career-55/43

Last Game.....	Receiving				
	Rec.	Yds.	Avg.	Lg	TD
2025.....	51	334	6.5	26t	6
Career.....	200	1,763	8.8	40t	13

Last Game.....	Special Teams							
	Solo	Asst	Tot	FF	FR	BP	BFG	BXP
Career.....	1	0	1					

SEASON-HIGHS

Receptions 13, at Chi, 9/21

Receiving Yards 82, at Chi, 9/21

Long Reception 26t, at NYJ, 10/5

• Signed a four-year extension on Aug. 27, keeping him in Dallas through 2029.

• Named as an honorary captain for the game at Carolina.

• Tied for third in the league, tops among tight ends, in receptions (44) and tied for second among tight ends with four touchdowns.

at Philadelphia (9/4) Caught five passes for 23 yards.

vs. N.Y. Giants (9/14) Had a career-high nine catches (tied for the team lead) for 78 yards (third in his career).

at Chicago (9/21) In his 50th career game, led the team with a career-high 13 catches for a team-best 82 yards (third in his career).

vs. Green Bay (9/28) Second on the team with seven catches for 40 yards (third) and a touchdown - his first since 2023. Has 34 catches in four games - the most by a tight end through four games in NFL history and second by a pass catcher in team history (Amari Cooper, 37 in 2020).

at N.Y. Jets (10/5) Led the team with seven catches and two touchdowns with 49 yards. It was his first career regular season multi-touchdown game, and he became the second Dallas tight end (Jason Witten in 2008) to have at least five receptions in each of the first five games.

at Carolina (10/12) Caught three passes for 33 yards with a touchdown - tying his career-long streak of three straight games with a touchdown.

vs. Washington (10/19) Had a team-high seven catches and two touchdowns with 29 yards. It was his second career multi-touchdown game and marked his fourth straight game with a touchdown - joining Jason Witten as the only two club tight ends with a touchdown in at least four straight games. His second touchdown catch established a career-high with his sixth scoring catch of the season.

at Denver (10/26) Was held without a catch.

19 Ryan Flournoy, WR

Games/Starts: 2025-8/1 Career-19/2

Last Game.....	Receiving					Rushing				
	Rec.	Yds.	Avg.	Lg	TD	Att.	Yds.	Avg.	Lg	TD
2025.....	14	186	13.3	46	0	4	25	6.3	12	0
Career.....	24	288	12.0	46	0	4	25	6.3	12	0

Last Game.....	Special Teams							
	Solo	Asst	Tot	FF	FR	BP	BFG	BXP
2025.....	2	1	3					
Career.....	4	1	5					

• Signed to the active roster from the practice squad (9/13).

at Philadelphia (9/4) Elevated from the practice squad and saw time on special teams.

vs. N.Y. Giants (9/14) Saw a majority of his time on special teams and notched a pair of tackles.

at Chicago (9/21) Caught two passes for 21 yards and played on special teams.

vs. Green Bay (9/28) Caught two passes for 14 yards and had his first career rush for 12 yards.

at N.Y. Jets (10/5) Started in place of KaVontae Turpin (foot) and led the team with a career-best 114 yards - his first career 100-yard outing - on six catches - also a career-high. Had a career-long 46-yard reception while also adding two runs for 10 yards.

at Carolina (10/12) Caught three passes for 30 yards and rushed once for three.

vs. Washington (10/19) Played on offense and special teams, posting a stop on teams.

at Denver (10/26) Had one catch for seven yards.

13 Dante Fowler, DE

Games/Starts: 2025-8/8 Career-150/55

	Solo	Tackles	Asst	Tot	Sks/ Yds	Tkl/ Loss	QB Prs	PBU	FF-FR
Last Game.....	1	0	-	1			3		
2025.....	4	4	-	8	1.0(-9)	1(-2)	26	2	
Career.....	188	86	-	274	56.5(-395)	65(-304)	158	22	15-5

	No.	Yds.	Avg.	Lg	TD	No.	Yds.	Avg.	Lg	TD
Career.....	1	67	67.0	67t	1	5	79	15.8	53t	2

SEASON-HIGHS

Total Tackles 2, vs. GB, 9/28
Pressures 6, at NYJ, 10/5

- Leads the team with 26 pressures.

at Philadelphia (9/4) Earned the start in his return to Dallas and finished with four quarterback hurries.

vs. N.Y. Giants (9/14) Notched one tackle and two pressures.

at Chicago (9/21) Had a tackle, three pressures and a breakup.

vs. Green Bay (9/28) Added two tackles and three pressures.

at N.Y. Jets (10/5) Had a career-best six hurries to go with a sack and a tackle.

at Carolina (10/12) Posted one stop.

vs. Washington (10/19) Logged one tackle, one stop for a loss and tied for the team high with five pressures.

at Denver (10/26) In his 150th career outing, had three hurries and one stop.

29 C.J. Goodwin, CB

Games/Starts: 2025-8/0 Career-127/1

	Solo	Asst	Tot	FF	FR	BP	BFG	BXP
Last Game.....	0	1	-	1				
2025.....	4	3	-	7				
Career.....	55	20	-	75	2	1		

	Solo	Tackles	Asst	Tot	Sks/ Yds	Tkl/ Loss	QB Prs	PBU	FF-FR
Career.....	13	4	-	17			2	2	

	No.	Yds.	Avg.	FC	Lg	TD
Career.....	0	73	-	0	73	0

- Selected as one of the special teams captains.

at Philadelphia (9/4) Saw all his action on special teams.

vs. N.Y. Giants (9/14) Led the team with three special teams tackles.

at Chicago (9/21) Contributed on special teams.

vs. Green Bay (9/28) Had one special teams stop.

at N.Y. Jets (10/5) Finished with a special teams tackle.

at Carolina (10/12) Played on special teams.

vs. Washington (10/19) Assisted on a special teams tackle.

at Denver (10/26) Had a special teams tackle.

60 Tyler Guyton, T

Games/Starts: 2025-7/7 Career-22/18

at Philadelphia (9/4) Started at left tackle and helped the offense to a 5.4 yard-per-rush average while not allowing a sack on 35 dropbacks.

vs. N.Y. Giants (9/14) Aided the offense in racking up 478 yards - the most in a game for Dallas since 640 yards against the N.Y. Giants (11/12/23).

at Chicago (9/21) Helped rack up a 6.1 yard-per-rush (20 for 121) average while allowing two sacks on 47 pass plays.

vs. Green Bay (9/28) Left the game in the fourth quarter (concussion) but assisted the offense to 436 yards, including 319 through the air with a 4.5 yard-per-carry average, allowing just one sack on 41 pass plays.

at N.Y. Jets (10/5) Inactive/Injured-Concussion.

at Carolina (10/12) Returned to the starting lineup and protected for Prescott to throw for 261 yards and three touchdowns on 25-of-34 attempts with no sacks and no turnovers.

vs. Washington (10/19) Helped block for 152 rushing yards with one touchdown on 31 carries (4.9-yard avg.) and allowed Prescott to throw for 264 yards and three touchdowns with one sack on 31 dropbacks.

at Denver (10/26) Blocked for 339 yards, totaling 231 through the air and 108 on the ground, while Javonte Williams rushed for a pair of touchdowns.

67 Brock Hoffman, C

Games/Starts: 2025-8/6 Career-45/15

at Philadelphia (9/4) Played on the field goal unit.

vs. N.Y. Giants (9/14) Played on the field goal unit and stepped in at center for Cooper Beebe (ankle) for overtime.

at Chicago (9/21) Started in place of Beebe (ankle) and helped rack up a 6.1 yard-per-rush (20 for 121) average while allowing two sacks on 47 pass plays.

vs. Green Bay (9/28) In the place of Beebe (ankle), assisted the offense to 436 yards, including 319 through the air with a 4.5 yard-per-carry average, allowing just one sack on 41 pass plays.

at N.Y. Jets (10/5) Behind his third start for Beebe (ankle), the offense garnered 416 yards, including 180 on the ground, with a 6.2 yard-per-carry average, and Dak Prescott threw for 237 yards with four touchdowns.

at Carolina (10/12) Protected for Prescott to throw for 261 yards and three touchdowns on 25-of-34 attempts with no sacks and no turnovers.

vs. Washington (10/19) Helped block for 152 rushing yards with one touchdown on 31 carries (4.9-yard avg.) and allowed Prescott to throw for 264 yards and three touchdowns with one sack on 31 dropbacks.

at Denver (10/26) Blocked for 339 yards, totaling 231 through the air and 108 on the ground, while Javonte Williams rushed for a pair of touchdowns.

28 Malik Hooker, S

Games/Starts: 2025-4/4 Career-104/80

	Solo	Tackles	Asst	Tot	Sks/ Yds	Tkl/ Loss	QB Prs	PBU	FF-FR
Last Game.....									
2025.....	12	10	-	22					
Career.....	256	144	-	400	0.0(0)	10(-21)	2	24	1-4

	No.	Yds.	Avg.	Lg	TD	No.	Yds.	Avg.	Lg	TD
Career.....	14	195	13.9	32	0	4	41	10.3	38t	1

	Solo	Asst	Tot
Career.....	1	0	1

SEASON-HIGHS

Total Tackles 9, at Phi, 9/4
Solo Tackles 4, at Phi, 9/4

- Selected as an honorary captain against the N.Y. Giants (9/14).

- Placed on Reserve/Injured with a toe injury on Oct. 4

at Philadelphia (9/4) Tied for the team lead with nine tackles.

vs. N.Y. Giants (9/14) Tallied five tackles.

at Chicago (9/21) Added three stops.

vs. Green Bay (9/28) Reached 400 career tackles, finishing with five before leaving the game with a toe injury.

53 James Houston, DE

Games/Starts: 2025-8/0 Career-25/2

	Solo	Tackles	Asst	Tot	Sks/ Yds	Tkl/ Loss	QB Prs	PBU	FF-FR
Last Game.....									
2025.....	5	5	-	10	3.5(-30)	1(-4)	7		1-1
Career.....	20	8	-	28	12.5(-93)	9(-67)	21	0	2-2

	No.	Yds.	Avg.	Lg	TD	No.	Yds.	Avg.	Lg	TD
Last Game.....										
2025.....						1	0	0.0	0	0
Career.....						2	0	0.0	0	0

	Solo	Asst	Tot	FF	FR	BP	BFG	BXP
Last Game.....								
2025.....	3	2	-	5				
Career.....	5	3	-	8				

SEASON-HIGHS

Total Tackles 4, at Car, 10/12
Solo Tackles 2, at Phi, 9/4
Pressures 2, at NYJ, 10/5 and Was, 10/19
Sacks 1.5, at NYJ, 10/5

- Leads the team with 3.5 sacks.

at Philadelphia (9/4) Made his Cowboys debut as a reserve lineman and tallied two tackles, one tackle for loss and a pressure.

James Houston, cont.

vs. N.Y. Giants (9/14) Had two tackles, one sack and a hurry.
at Chicago (9/21) Had one tackle on defense and one on special teams.
vs. Green Bay (9/28) Had a sack/fumble that he also recovered along with one pressure and a stop on special teams.
at N.Y. Jets (10/5) Had his first multi-sack game as a Cowboy, finishing with 1.5 to go with two pressures.
at Carolina (10/12) Totaled four tackles on defense and one on teams.
vs. Washington (10/19) Added one tackle, two hurries and a stop on special teams.
at Denver (10/26) Saw time as a reserve with no stats.

50 Shemar James, LB

Games/Starts: 2025-5/3 Career-5/3

	Tackles			Sks/ Yds	Tkl/ Loss	QB Prs	PBU	FF-FR
	Solo	Asst	Tot					
Last Game.....	1	3	4					
2025.....	22	23	45	1.0(-6)		2		1-0

	Special Teams			FF	FR	BP	BFG	BXP
	Solo	Asst	Tot					
Last Game.....								
2025.....	1	1	2					

at Philadelphia (9/4), vs. N.Y. Giants (9/14) and **at Chicago (9/21)** Inactive.
vs. Green Bay (9/28) Made his NFL debut on defense and special teams finishing with six tackles and one pressure.
at N.Y. Jets (10/5) Led the team with 17 tackles - the second highest figure in team history by a rookie - with one pressure.
at Carolina (10/12) Made his first career start and had a team-best 12 tackles.
vs. Washington (10/19) Posted six tackles, had his first career sack on which he forced his first career fumble and had one pressure. Added his first two career special teams tackles.
at Denver (10/26) Logged four tackles.

76 Trevor Keegan, G

Games/Starts: 2025-2/0 Career-3/0

• Placed on Reserve/Injured with a neck injury Oct. 21.
at Philadelphia (9/4), vs. N.Y. Giants (9/14) and **at Chicago (9/21)** Inactive.
vs. Green Bay (9/28) Did not play.
at N.Y. Jets (10/5) Made his Cowboys debut, playing mostly on special teams with some limited time on offense.
at Carolina (10/12) Played on the field goal unit.
vs. Washington (10/19) Inactive/Injured-Neck.

94 Marshawn Kneeland, DE

Games/Starts: 2025-6/3 Career-17/4

	Tackles			Sks/ Yds	Tkl/ Loss	QB Prs	PBU	FF-FR
	Solo	Asst	Tot					
Last Game.....	0	3	3					
2025.....	5	10	15	1.0(-8)	2(-12)	6		
Career.....	13	19	32	1.0(-8)	4(-18)	19		

SEASON-HIGHS

Total Tackles 4, at Chi, 9/21
Solo Tackles 2, at Chi, 9/21 and at Car, 10/12
Pressures 3, at Phi, 9/4

at Philadelphia (9/4) In a reserve role, recorded his first career sack while adding three tackles and three pressures.
vs. N.Y. Giants (9/14) Finished with one tackle and a pair of hurries.
at Chicago (9/21) Had four tackles and two stops for losses.
vs. Green Bay (9/28) Got the starting nod and posted one tackle and a hurry.
at N.Y. Jets (10/5) Inactive/Injured-Knee.
at Carolina (10/12) Returned to start and notched three tackles.
vs. Washington (10/19) Inactive/Injured-Ankle.
at Denver (10/26) Assisted on three tackles.

88 CeeDee Lamb, WR

Games/Starts: 2025-5/5 Career-86/81

	Receiving					Rushing				
	Rec.	Yds.	Avg.	Lg	TD	Att.	Yds.	Avg.	Lg	TD
Last Game.....	7	74	10.6	29	0	1	2	2.0	2	0
2025.....	28	406	14.5	74t	1	1	2	2.0	2	0
Career.....	524	6,745	12.9	92t	39	58	390	6.7	33	3

	Punt Returns						Kickoff Returns				
	No.	Yds.	Avg.	FC	Lg	TD	No.	Yds.	Avg.	Lg	TD
Career	38	311	8.2	18	27	0	1	47	47.0	47t	1

SEASON-HIGHS

Receptions 9, vs. NYG, 9/14
Receiving Yards 112, vs. NYG, 9/14
Long Reception 74t, vs. Was, 10/19

• Selected as one of the offensive captains.
at Philadelphia (9/4) Hauled in seven passes for 110 yards, his 22nd career 100-yard outing to tie Bob Hayes for third in franchise history. Became the fastest Cowboy - fifth-fastest in the NFL - to reach 500 career receptions (82 games).
vs. N.Y. Giants (9/14) Tied for the team lead with nine catches for a team-best 112 yards - his second 100-yard game of the season - to mark his fourth straight 100-yard outing (dating back to 2024).
at Chicago (9/21) Injured his ankle on the sixth play of the game and returned for only a couple of plays before sitting out the remainder of the game.
vs. Green Bay (9/28), at N.Y. Jets (10/5) and at Carolina (10/12) Inactive/Injured-Ankle.
vs. Washington (10/19) Returned after missing three games with an ankle injury and led the team with 110 yards and one score on five catches (second on the team). His 74-yard touchdown catch was the second longest catch in his career. It was also his third straight 100-yard outing, 24th in his career which is third in team history.
at Denver (10/26) Tied for the team lead with seven catches for 74 yards (second on the team).

35 Marist Liufau, LB

Games/Starts: 2025-8/4 Career-25/13

	Tackles			Sks/ Yds	Tkl/ Loss	QB Prs	PBU	FF-FR
	Solo	Asst	Tot					
Last Game.....	0	3	3					
2025.....	7	6	13	1.0(-5)		2		1-0
Career.....	33	28	61	2.5(-14)	3(-7)	15	3	3-1

Special Teams

	Solo	Asst	Tot	FF	FR	BP	BFG	BXP
Last Game.....	0	1	1					
2025.....	3	1	4					
Career.....	5	3	8					

SEASON-HIGHS

Total Tackles 4, at NYJ, 10/5
Solo Tackles 3, at NYJ, 10/5

at Philadelphia (9/4) Saw time as a reserve linebacker and posted two tackles with one stop on special teams.
vs. N.Y. Giants (9/14) Played as a reserve and on special teams.
at Chicago (9/21) Saw action on defense and special teams.
vs. Green Bay (9/28) Started and finished with one tackle on defense and one on special teams.
at N.Y. Jets (10/5) Had four tackles, a pressure and forced a fumble that was recovered by Sam Williams.
at Carolina (10/12) Logged three tackles and a sack.
vs. Washington (10/19) Had a pressure and a special teams stop.
at Denver (10/26) Made three tackles and one stop on special teams.

40 Hunter Luepke, FB

Games/Starts: 2025-8/1 Career-41/5

	Rushing					Receiving				
	Att.	Yds.	Avg.	Lg	TD	Rec.	Yds.	Avg.	Lg	TD
Last Game.....	1	2	2.0	2	0					
2025.....	2	8	4.0	6	0	4	20	5.0	10	1
Career.....	20	65	3.3	10	1	19	149	7.8	24	1

	Kickoff Returns				
	No.	Yds.	Avg.	Lg	TD
Career.....	2	15	7.5	15	0

	Special Teams								
	Solo	Asst	–	Tot	FF	FR	BP	BFG	BXP
Last Game.....									
2025.....	3	3	–	6					
Career	10	13	–	23					

- Signed a two-year extension prior to the first game.
- at Philadelphia (9/4)** Saw time as a reserve running back and on special teams.
- vs. N.Y. Giants (9/14)** Saw time as a reserve running back and on special teams, finishing with a pair of tackles.
- at Chicago (9/21)** Started as part of a two-back set and played on special teams.
- vs. Green Bay (9/28)** Had a carry for six yards and a special teams stop.
- at N.Y. Jets (10/5)** Caught one pass for 10 yards while also clearing the path on Javonte Williams' touchdown run. Also had two stops on special teams.
- at Carolina (10/12)** Caught two passes for seven yards with his first career receiving touchdown - the first Cowboys fullback with a touchdown catch since Deon Anderson in 2008.
- vs. Washington (10/19)** Had one catch for three yards while helping block for a 4.9 yard-per-carry average. Added a special teams tackle.
- at Denver (10/26)** Rushed once for two yards while helping Williams with two rushing scores.

37 Phil Mafah, RB

Games/Starts: 2025-0/0-IR Career-0/0

	Rushing					Receiving				
	Att.	Yds.	Avg.	Lg	TD	Rec.	Yds.	Avg.	Lg	TD
Last Game.....	RESERVE/INJURED					RESERVE/INJURED				
2025.....										

- Started the season on Reserve/Injured after suffering a shoulder injury in preseason.

10 Joe Milton, QB

Games/Starts: 2025-2/0 Career-3/0

	Passing									
	Att	Com	Yds	Pct	Yds/Att	TD	Int	Lng	Sk/Yds	Rtng
Last Game.....	4	3	58	75.0	14.5	1	0	35t	0/0	156.2
2025.....	9	6	99	66.7	11.0	1	1	35t	0/0	100.9
Career.....	38	28	340	73.7	8.9	2	1	48t	0/0	107.3

	Rushing				
	Att.	Yds.	Avg.	Lg	TD
Career.....	10	16	1.6	9	0

- at Philadelphia (9/4)** and **vs. N.Y. Giants (9/14)** Did not play.
- at Chicago (9/21)** Made his Cowboys debut in the fourth quarter and completed three-of-five passes for 41 yards with one interception.
- vs. Green Bay (9/28)** **at N.Y. Jets (10/5)**, **at Carolina (10/12)** and **vs. Washington (10/19)** Did not play.
- at Denver (10/26)** Stepped in during the fourth quarter and finished the game completing three-of-four passes for 58 yards with his first touchdown as a Cowboy - a 35-yard scoring pass to Jalen Tolbert.

81 Jonathan Mingo, WR

Games/Starts: 2025-0/0 Career-32/20

	Receiving					Rushing				
	Rec.	Yds.	Avg.	Lg	TD	Att.	Yds.	Avg.	Lg	TD
Last Game.....	INACTIVE									
2025.....										
Career.....	60	585	9.8	40	0	2	5	2.5	3	0

	Special Teams								
	Solo	Asst	-	Tot	FF	FR	BP	BFG	BXP
Career	7	0	-	7					

- Suffered a knee injury in the preseason and will begin the year on Reserve/Injured.
 - Returned to practice Oct. 1 and activated Oct. 21.
- at Denver (10/26)** Inactive.

59 Kenneth Murray, LB

Games/Starts: 2025-8/8 Career-81/75

	Tackles			Sks/ Yds	Tkl/ Loss	QB Prs	PBU	FF-FR
	Solo	Asst	- Tot					
Last Game.....	3	4	- 7			1		
2025.....	30	32	- 62	1.0(-1)	3(-8)	4	1	
Career.....	301	177	- 478	9.5(-41)	32(-105)	44	13	2-0

	Interceptions					Fumble Recoveries				
	No.	Yds.	Avg.	Lg	TD	No.	Yds.	Avg.	Lg	TD
Career.....	3	22	7.3	16	0					

SEASON-HIGHS

Total Tackles 9, 4x, last at Car, 10/12
Solo Tackles 5, vs. NYG, 9/14 and vs. Was, 10/19
Tackles for Loss 2, vs. NYG, 9/14

- Leads the team with 62 tackles.
- at Philadelphia (9/4)** Made his Cowboys debut in a start and tied for the team lead with nine tackles.
- vs. N.Y. Giants (9/14)** Second on the team with nine tackles with two for losses and a pressure.
- at Chicago (9/21)** Notched six tackles and a pressure.
- vs. Green Bay (9/28)** Second on the defense with nine stops.
- at N.Y. Jets (10/5)** Had five tackles, a pressure and a deflection.
- at Carolina (10/12)** Second on the defense with nine tackles.
- vs. Washington (10/19)** Led the team with eight tackles along with his first sack as a Cowboy and a tackle for loss.
- at Denver (10/26)** Tied for second on the team with seven tackles along with one pressure.

97 Osa Odighizuwa, DT

Games/Starts: 2025-8/8 Career-75/71

	Tackles			Sks/ Yds	Tkl/ Loss	QB Prs	PBU	FF-FR
	Solo	Asst	- Tot					
Last Game.....	1	1	- 2		1(-2)	1		
2025.....	7	14	- 21	1.0(-14)	2(-5)	18		
Career.....	98	96	- 194	14.5(-108)	18(-50)	136	1	2-0

SEASON-HIGHS

Total Tackles 7, vs. GB, 9/28
Solo Tackles 3, vs. GB, 9/28
Pressures 6, vs. GB 9/28

- Selected as one of the defensive captains.
- at Philadelphia (9/4)** Notched three tackles and tied for second on the team with four pressures.
- vs. N.Y. Giants (9/14)** Logged three tackles and two pressures.
- at Chicago (9/21)** Posted three tackles and a pressure.
- vs. Green Bay (9/28)** Had seven tackles, six hurries and a tackle for loss.
- at N.Y. Jets (10/5)** Made one tackle, a sack and a pair of hurries.
- at Carolina (10/12)** Finished with one tackle and one pressure.
- vs. Washington (10/19)** Had one stop and a hurry.
- at Denver (10/26)** Had two tackles, one stop for a loss and a pressure.

0 DeMarvion Overshown, LB

Games/Starts: 2025-0/0 Career-13/12

	Solo	Tackles Asst – Tot	Sks/ Yds	Tkl/ Loss	QB Prs	PBU	FF-FR
Last Game.....							
2025.....							
Career.....	55	40 – 95	5.0(-32)	3(-8)	16	4	1-1

- Started the season on Reserve/PUP after undergoing knee surgery last season.
- Returned to practice Oct. 22.

3 George Pickens, WR

Games/Starts: 2025-8/8 Career-56/48

	Receiving					Rushing				
	Rec.	Yds.	Avg.	Lg	TD	Att.	Yds.	Avg.	Lg	TD
Last Game.....	7	78	11.1	17	0					
2025.....	43	685	15.9	45	6					
Career.....	217	3,526	16.2	86t	18	8	36	4.5	22	1

	Punt Returns						Kickoff Returns				
	No.	Yds.	Avg.	FC	Lg	TD	No.	Yds.	Avg.	Lg	TD
Career.....							1	7	7.0	7t	0

SEASON-HIGHS

Receptions 9, at Car, 10/12
Receiving Yards 168, at Car, 10/12
Long Reception 45, at Car, 10/12

- Third in the NFL in receiving yards (685) and tied for seventh in the league in non-kicking points (36).

at Philadelphia (9/4) Started his Cowboys debut and caught three passes for 30 yards.

vs. N.Y. Giants (9/14) Caught five passes for 68 yards and a touchdown - his first as a Cowboy.

at Chicago (9/21) Had one touchdown and 68 yards (to surpass 3,000 for his career) on five catches.

vs. Green Bay (9/28) Led the team in catches (eight), yards (134) and touchdowns (two). His 134 yards were second in his career and his two scores tied a career-best.

at N.Y. Jets (10/5) Caught two balls for 57 yards with a 43-yard touchdown, his fourth consecutive game with a touchdown - the longest streak of his career.

at Carolina (10/12) Had a career-day, hauling in a career-best nine passes for 168 yards (second in his career) and a touchdown. It was his fifth straight game with a touchdown catch - the seventh Dallas Cowboy with a streak of five games with a receiving touchdown.

vs. Washington (10/19) Second on the team with 82 yards on four catches with a long of 44.

at Denver (10/26) Led the team with 78 yards on a team-high tying seven receptions.

4 Dak Prescott, QB

Games/Starts: 2025-8/8 Career-130/130

	Passing									
	Att	Com	Yds	Pct	Yds/Att	TD	Int	Lng	Sk/Yds	Rtg
Last Game.....	31	19	188	61.3	6.1	0	2	29	2/15	51.5
2025.....	290	204	2,069	70.3	7.1	16	5	74t	10/58	101.6
Career.....	4,449	2,984	33,506	67.1	7.5	229	87	92t	266/1,587	98.4

	Rushing					Receiving				
	Att.	Yds.	Avg.	Lg	TD	Rec.	Yds.	Avg.	Lg	TD
Last Game.....	6	31	5.2	9	0					
2025.....	25	87	3.5	14	1					
Career.....	445	2,025	4.6	42	30	1	11	11.0	11t	1

SEASON-HIGHS

Attempts 52, vs. NYG, 9/14
Completions 38, vs. NYG, 9/14
Completion Pct. 77.5, at Chi, 9/21 and vs. GB, 9/28
Passing Yards 361, vs. NYG, 9/14
Passing TDs 4, at NYJ, 10/5
Passer Rating 130.4, vs. Was, 10/19
Carries 7, at NYJ, 10/5
Rushing Yards 31, at Den, 10/26

- Selected as one of the offensive captains.
- First in the NFL in completions (204), second attempts (290), third in yards (2,069), tied for third in touchdowns (16) and fifth in completion percentage (70.3).

at Philadelphia (9/4) Completed 21-of-34 passes (61.8%) for 188 yards.

vs. N.Y. Giants (9/14) Threw for 361 yards, two touchdowns and an interception on 38-of-52 passing. Leading a team to a fourth quarter comeback and overtime victory, logged his 24th career game-winning drive - fifth by a quarterback since 2016. Passed Tony Romo (2,829) for second in completions in team history.

at Chicago (9/21) Made his 125th career start and finished 31-of-40 passing (77.5%) for 251 yards with one touchdown and two interceptions.

vs. Green Bay (9/28) Had three touchdowns and 319 yards on 31-of-40 passing with a 124.9 rating. Passed Troy Aikman (2,898) for the most completions in franchise history. He is also the first quarterback with 300 yards, three passing touchdowns and a rushing score this season.

at N.Y. Jets (10/5) Threw for 237 yards and four touchdowns on 18-of-29 passing with a 127.4 rating. Moved into second in team history with 4,354 completions, passing Romo (4,335) and tied Romo for third in team history with his 78th win.

at Carolina (10/12) Went 25-of-34 (73.5%) passing for 261 yards with three touchdowns, no interceptions and no sacks and a rating of 124.8. It was his third straight game with three touchdowns and a rating above 120.0. Moved past Aikman (32,942) for second in passing yards in team history.

vs. Washington (10/19) Was 21-of-30 (70.0) passing for 264 yards with three touchdowns and a 130.4 rating. Notched his fourth straight game with three touchdown passes and a rating of 120.0-or-more, making him the third player in NFL history to accomplish the feat. He is also the sixth player with at least three touchdown passes and no picks in four consecutive games. It marked his 40th career three-touchdown game, tied with Romo for the most in team history.

at Denver (10/26) Completed 19-of-31 passes for 188 yards and two interceptions while running for 31 yards on six carries.

34 Shavon Revel, CB

Games/Starts: 2025-0/0-NFI Career-0/0

	Solo	Tackles Asst – Tot	Sks/ Yds	Tkl/ Loss	QB Prs	PBU	FF-FR
Last Game.....							
2025.....							

- Started the season on Reserve/NFI after undergoing knee surgery in his final collegiate season.
- Returned to practice Oct. 22

57 Jack Sanborn, LB

Games/Starts: 2025-5/5 Career-53/24

	Solo	Tackles Asst – Tot	Sks/ Yds	Tkl/ Loss	QB Prs	PBU	FF-FR
Last Game.....							
2025.....	17	21 – 38		1(-1)	1		
Career.....	119	68 – 187	4.5(-22)	15(-31)	7	5	0-0

	Interceptions					Fumble Recoveries				
	No.	Yds.	Avg.	Lg	TD	No.	Yds.	Avg.	Lg	TD
Career.....	1	42	42.0	42	0					

	Special Teams		
	Solo	Asst – Tot	
Career.....	8	7 – 15	

SEASON-HIGHS

Total Tackles 9, vs. NYG, 9/14
Solo Tackles 4, vs. NYG, 9/14

at Philadelphia (9/4) Started his Cowboys debut and placed third on the team with eight tackles along with one for a loss.

vs. N.Y. Giants (9/14) Third on the team with nine tackles.

at Chicago (9/21) Second on the team with eight tackles.

vs. Green Bay (9/28) Led the team with 11 tackles.

at N.Y. Jets (10/5) Posted two tackles before being forced from the game with a concussion.

at Carolina (10/12) Inactive/Injured-Concussion.

vs. Washington (10/19) Played on special teams.

at Denver (10/26) Inactive/Injured-Groin.

24 Miles Sanders, RB

Games/Starts: 2025-4/0 Career-88/56

	Rushing					Receiving				
	Att.	Yds.	Avg.	Lg	TD	Rec.	Yds.	Avg.	Lg	TD
2025.....	20	117	5.9	49t	1	8	30	3.8	9	0
Career.....	943	4,462	4.7	82t	24	183	1,274	7.0	45	4

	Kickoff Returns				
	No.	Yds.	Avg.	Lg	TD
2025.....	3	68	22.7	24	0
Career.....	18	396	22.0	67	0

SEASON-HIGHS

Carries 9, at Chi, 9/21
Rushing Yards 53, at Phi, 9/4
Rushing Avg. 13.3 (4 att.), at Phi, 9/4
Receptions 3, at Chi, 9/21
Receiving Yards 17, vs GB, 9/28

- Placed on Reserve/Injured-Knee on Oct. 11.

at Philadelphia (9/4) Made his Cowboys debut as a reserve running back and rushed for 53 yards on four carries, including a 49-yard jaunt - his longest run since 2020 while with Philadelphia and the longest by a Cowboy since Tony Pollard in 2022.

vs. N.Y. Giants (9/14) Rushed for 15 yards and a touchdown (first as a Cowboy) on five carries, caught two passes for four yards and returned one kickoff 24 yards.

at Chicago (9/21) Rushed nine times for 41 yards, caught three passes for 12 and returned two kickoffs for 44.

vs. Green Bay (9/28) Rushed two times for eight yards and caught two passes for 17 before an ankle injury forced him from the game in the first quarter.

at N.Y. Jets (10/5) Inactive/Injured-Knee/Ankle.

86 Luke Schoonmaker, TE

Games/Starts: 2025-8/3 Career-42/9

	Receiving				
	Rec.	Yds.	Avg.	Lg	TD
Last Game.....	2	25	12.5	14	0
2025.....	7	49	7.0	14	0
Career.....	42	355	8.5	24t	3

	Special Teams								
	Solo	Asst	–	Tot	FF	FR	BP	BFG	BXP
Last Game.....	1	0	–	1					
2025.....	2	0	–	2					
Career	6	2	–	8					

at Philadelphia (9/4) and **vs. N.Y. Giants (9/14)** Played as a reserve tight end but did not record any stats.

at Chicago (9/21) Got the starting nod to help the run offense average 6.1 yards (20 for 121) and caught one pass for five yards.

vs. Green Bay (9/28) Had two receptions for eight yards with a stop on special teams.

at N.Y. Jets (10/5) Caught one pass for three yards.

at Carolina (10/12) Started in a two-tight end set and had one catch for eight yards.

vs. Washington (10/19) Played on offense and special teams.

at Denver (10/26) Caught two passes for 25 yards and added a special teams tackle in the start.

44 Trent Sieg, LS

Games/Starts: 2025-8/0 Career-122/0

	Special Teams								
	Solo	Asst	–	Tot	FF	FR	BP	BFG	BXP
Last Game.....									
2025.....	1	0	–	1					
Career	6	4	–	10					

at Philadelphia (9/4) Provided clean snaps on two punts, two PATs and two field goal tries.

vs. N.Y. Giants (9/14) Snapped cleanly for eight place kicks and four punts.

at Chicago (9/21) Cleanly snapped on two punts and two field goals.

vs. Green Bay (9/28) Had clean snaps on 10 special teams plays.

at N.Y. Jets (10/5) Snapped perfectly on five punts, five PATs and one field goal try while adding a special teams tackle.

at Carolina (10/12) Made eight clean snaps - five FG/PAT, three punt.

vs. Washington (10/19) Was perfect on all 11 snaps.

at Denver (10/26) Provided clean snaps on five punts, three PATs and one field goal.

58 Mazi Smith, DT

Games/Starts: 2025-5/0 Career-39/20

	Tackles			Sks/ Yds	Tkl/ Loss	QB Prs	PBU	FF-FR
	Solo	Asst	- Tot					
Last Game.....	0	1	- 1					
2025.....	1	3	- 4					
Career	32	30	- 62	2.0(-14)	6(-11)	9		

at Philadelphia (9/4) and **vs. N.Y. Giants (9/14)** Inactive.

at Chicago (9/21) Made his season debut and had one tackle.

vs. Green Bay (9/28) Added a tackle.

at N.Y. Jets (10/5) Had two pressures.

at Carolina (10/12) Inactive.

vs. Washington (10/19) Added one tackle.

at Denver (10/26) Assisted on a tackle.

73 Tyler Smith, G

Games/Starts: 2025-7/7 Career-54/54

- Signed a four-year contract extension on Sept. 13, keeping him in Dallas through 2030.

at Philadelphia (9/4) Started at left guard and helped the offense to a 5.4 yard-per-rush average while not allowing a sack on 35 dropbacks.

vs. N.Y. Giants (9/14) Aided the offense in racking up 478 yards - the most in a game since 640 yards against the N.Y. Giants (11/12/23).

at Chicago (9/21) Started his 50th career game and helped rack up a 6.1 yard-per-rush (20 for 121) average while allowing two sacks on 47 pass plays.

vs. Green Bay (9/28) Assisted the offense to 436 yards, including 319 through the air with a 4.5 yard-per-carry average, allowing just one sack on 41 pass plays.

at N.Y. Jets (10/5) Did not play due to a knee injury but was active.

at Carolina (10/12) Returned to the starting lineup and protected for Prescott to throw for 261 yards and three touchdowns on 25-of-34 attempts with no sacks and no turnovers.

vs. Washington (10/19) Helped block for 152 rushing yards with one touchdown on 31 carries (4.9-yard avg.) and allowed Prescott to throw for 264 yards and three touchdowns with one sack on 31 dropbacks.

at Denver (10/26) Blocked for 339 yards, totaling 231 through the air and 108 on the ground, while Javonte Williams rushed for a pair of touchdowns.

89 Brevyn Spann-Ford, TE

Games/Starts: 2025-8/2 Career-25/2

	Receiving				
	Rec.	Yds.	Avg.	Lg	TD
Last Game.....	1	9	9.0	9	0
2025.....	3	14	4.7	9	0
Career.....	12	102	8.5	18	0

	Special Teams								
	Solo	Asst	-	Tot	FF	FR	BP	BFG	BXP
Last Game.....	0	1	-	1					
2025.....	3	6	-	9					
Career	5	7	-	12					

- Leads the team with nine special teams tackles.

at Philadelphia (9/4) Played on offense and special teams.

vs. N.Y. Giants (9/14) Caught one pass for three yards and was second on the team with a career-best three special teams tackles.

at Chicago (9/21) Added a special teams tackle.

vs. Green Bay (9/28) Played on offense and special teams.

at N.Y. Jets (10/5) Played mainly on special teams, contributing two tackles.

at Carolina (10/12) Made the first start in his career, opening in a two-tight end set, and had one catch for two yards.

vs. Washington (10/19) Played on offense and special teams, posting two special teams tackles.

at Denver (10/26) Caught one pass for nine yards and assisted on a special teams tackle in the start.

78 Terence Steele, T

Games/Starts: 2025-8/8 Career-87/82

at Philadelphia (9/4) Started at right tackle and helped the offense to a 5.4 yard-per-rush average while not allowing a sack on 35 dropbacks.
vs. N.Y. Giants (9/14) Aided the offense in racking up 478 yards - the most in a game for Dallas since 640 yards against the N.Y. Giants (11/12/23).
at Chicago (9/21) Helped rack up a 6.1 yard-per-rush (20 for 121) average while allowing two sacks on 47 pass plays.
vs. Green Bay (9/28) Assisted the offense to 436 yards, including 319 through the air with a 4.5 yard-per-carry average, allowing just one sack on 41 pass plays.
at N.Y. Jets (10/5) Was the only regular starter among linemen and the offense garnered 416 yards, including 180 on the ground, with a 6.2 yard-per-carry average, and Dak Prescott threw for 237 yards with four touchdowns.
at Carolina (10/12) Protected for Prescott to throw for 261 yards and three touchdowns on 25-of-34 attempts with no sacks and no turnovers.
vs. Washington (10/19) Helped block for 152 rushing yards with one touchdown on 31 carries (4.9-yard avg.) and allowed Prescott to throw for 264 yards and three touchdowns with one sack on 31 dropbacks.
at Denver (10/26) Blocked for 339 yards, totaling 231 through the air and 108 on the ground, while Javonte Williams rushed for a pair of touchdowns.

27 Reddy Steward, CB

Games/Starts: 2025-8/1 Career-9/1

	Solo	Tackles		Tot	Sks/	Tkl/	QB	PBU	FF-FR
		Asst	-		Yds	Loss	Prs		
Last Game.....	3	0	-	3					
2025.....	19	9	-	28		3(-11)	1	1	1-0
Career.....	20	9	-	29		3(-11)	2		1-0

	Solo	Asst	-	Tot	FF	FR	BP	BFG	BXP
Last Game.....	1	1	-	2					
2025.....	1	2	-	3					
Career.....	1	2	-	3					

SEASON-HIGHS

Total Tackles 7, at Chi, 9/21
Solo Tackles 6, vs. GB, 9/28

- Claimed off waivers from Chicago (8/27).

at Philadelphia (9/4) Made his Cowboys debut on special teams.
vs. N.Y. Giants (9/14) Made his first career start and tallied four tackles with his first career breakup.
at Chicago (9/21) Had seven tackles, his first two career tackles for losses and a pressure.
vs. Green Bay (9/28) Added a career-best six tackles with one for a loss.
at N.Y. Jets (10/5) Manned the slot and tallied three tackles.
at Carolina (10/12) In on five tackles with his first career forced fumble.
vs. Washington (10/19) Played on special teams, making his first career stop.
at Denver (10/26) Logged three tackles and two on special teams.

2 Juanyeh Thomas, S

Games/Starts: 2025-6/2 Career-35/3

	Solo	Tackles		Tot	Sks/	Tkl/	QB	PBU	FF-FR
		Asst	-		Yds	Loss	Prs		
Last Game.....									
2025.....	9	8	-	17					
Career.....	27	17	-	47			1	5	

	Solo	Asst	-	Tot	FF	FR	BP	BFG	BXP
Last Game.....									
2025.....	2	4	-	6					1
Career.....	8	9	-	17	1			1	1

	No.	Yds.	Avg.	FC	Lg	TD	No.	Yds.	Avg.	Lg	TD
Career.....							7	187	26.7	43t	1

at Philadelphia (9/4) Saw time on special teams
vs. N.Y. Giants (9/14) Tied for second on the team with three special teams tackles.
at Chicago (9/21) Posted two tackles on defense and one on teams.
vs. Green Bay (9/28) Had two tackles on defense, one on special teams and blocked his second career kick - a PAT - that was recovered by Markquese Bell and returned for two points - a first in team history.
at N.Y. Jets (10/5) Started in place of Malik Hooker (IR-toe) and was second on the team with nine tackles along with a special teams stop.
at Carolina (10/12) Posted four tackles.
vs. Washington (10/19) Inactive/Injured-Migraine.
at Denver (10/26) Inactive/Injured-Migraine.

71 Nate Thomas, G/T

Games/Starts: 2025-8/1 Career-8/1

at Philadelphia (9/4) Made his NFL debut on field goal unit.
vs. N.Y. Giants (9/14) and **at Chicago (9/21)** Saw time on the field goal team.
vs. Green Bay (9/28) Saw four snaps at right tackle before stepping in at left tackle in place of Tyler Guyton (concussion) in the fourth quarter and overtime.
at N.Y. Jets (10/5) Made his first career NFL start (Guyton, concussion) and the offense garnered 416 yards, including 180 on the ground, with a 6.2 yard-per-carry average, and Dak Prescott threw for 237 yards with four touchdowns.
at Carolina (10/12), vs. Washington (10/19) and **at Denver (10/26)** Played on the field goal unit.

90 Solomon Thomas, DT

Games/Starts: 2025-8/0 Career-123/34

	Solo	Tackles		Tot	Sks/	Tkl/	QB	PBU	FF-FR
		Asst	-		Yds	Loss	Prs		
Last Game.....	0	1	-	1					
2025.....	9	12	-	21		2(-5)	7	1	
Career.....	142	91	-	233	18.5(-90)	20(-48)	59	6	3

	No.	Yds.	Avg.	Lg	TD	No.	Yds.	Avg.	Lg	TD
Career.....						2	0	0.0	0	0

SEASON-HIGHS

Total Tackles 7, vs. NYG, 9/14
Solo Tackles 3, at Phi, 9/4 and vs. NYG, 9/14
Pressures 2, at Phi, 9/4 and vs. GB, 9/28

- Selected as as an honorary captain against the N.Y. Jets.

at Philadelphia (9/4) Made his Cowboys debut in a reserve role and posted five tackles, one tackle for loss and two hurries.
vs. N.Y. Giants (9/14) Tied his career high and tied for third on the defense with seven tackles to go with a pressure.
at Chicago (9/21) Had two tackles.
vs. Green Bay (9/28) Posted two hurries.
at N.Y. Jets (10/5) Had one tackle, one tackle for loss, a pressure and a pass breakup.
at Carolina (10/12) Notched a pair of tackles.
vs. Washington (10/19) Added three tackles and a pressure.
at Denver (10/26) Added one tackle.

93 Jay Toia, DT

Games/Starts: 2025-3/0 Career-3/0

	Solo	Tackles		Tot	Sks/	Tkl/	QB	PBU	FF-FR
		Asst	-		Yds	Loss	Prs		
Last Game.....									
2025.....	1	2	-	3					
Career.....									

at Philadelphia (9/4) Made his NFL debut as a reserve tackle and had his first career tackle - an assist.
vs. N.Y. Giants (9/14) Saw time on defense.
at Chicago (9/21), vs. Green Bay (9/28) and **at N.Y. Jets (10/5)** Inactive.
at Carolina (10/12) Notched two tackles.
vs. Washington (10/19) and **at Denver (10/26)** Inactive.

1 Jalen Tolbert, WR

Games/Starts: 2025-8/5 Career-50/27

Receiving					
	Rec.	Yds.	Avg.	Lg	TD
Last Game.....	2	47	23.5	35t	1
2025.....	14	172	12.3	35t	1
Career.....	87	1,062	12.2	48	10

	Punt Returns						Kickoff Returns				
	No.	Yds.	Avg.	FC	Lg	TD	No.	Yds.	Avg.	Lg	TD
Last Game.....											
2025.....	0	0	0.0	1	0	0	5	105	21.0	30	0
Career	1	0	0.0	1	0	0	5	105	21.0	30	0

Special Teams							
	Solo	Asst	—	Tot	FF	FR	BXP
Career.....	2	0	—	2			

at Philadelphia (9/4) Started and caught one pass for no yards and returned his first career kickoff 20.

vs. N.Y. Giants (9/14) Caught two passes for 16 yards, returned four kickoffs 85 yards and had one fair catch on a punt.

at Chicago (9/21) Made three catches for 24 yards.

vs. Green Bay (9/28) Had four receptions (third on the team) for 61 yards (second), including a 34-yarder in overtime to set up a go-ahead field goal.

at N.Y. Jets (10/5) Started on the outside and saw a couple of special teams snaps.

at Carolina (10/12) Caught one pass for eight yards.

vs. Washington (10/19) Had one catch for 16 yards.

at Denver (10/26) Caught two passes for 47 yards, including a 35-yard touchdown - his first of the year.

98 Payton Turner, DE

Games/Starts: 2025-0/0-IR Career-31/0

Solo		Tackles		Sks/		Tkl/		QB		PBU		FF-FF	
		Asst	—	Tot	Yds	Loss		Prs					
Last Game.....													
2025.....													
Career.....	29	19	—	48	5.0(-35)	6(-11)	11	4				2-1	

Career	No.	Interceptions				No.	Fumble Recoveries			
		Yds.	Avg.	Lg	TD		Yds.	Avg.	Lg	TD
						1	0	0.0	0	0

Special Teams							
	Solo	Asst	—	Tot	FF	FR	BXP
Career.....	10	1	—	11			

- Started the season on Reserve/Injured after injuring his ribs in the preseason.

9 KaVontae Turpin, WR

Games/Starts: 2025-6/2 Career-56/4

	Receiving						Rushing				
	Rec.	Yds.	Avg.	Lg	TD	Att.	Yds.	Avg.	Lg	TD	
Last Game.....	1	-2	-2.0	-2	0						
2025.....	13	174	13.4	37	1	6	23	3.8	7	0	
Career	57	730	12.8	64t	6	36	242	6.7	46	1	

Punt Returns							Kickoff Returns				
	No.	Yds.	Avg.	FC	Lg	TD	No.	Yds.	Avg.	Lg	TD
Last Game.....							3	86	28.7	33	0
2025.....	5	34	6.7	3	19	0	22	571	26.0	45	0
Career	65	603	9.3	70	60t	1	80	2,275	28.4	99t	1

Special Teams							
	Solo	Asst	—	Tot	FF	FR	BXP
Career.....	1	0	—	1			

SEASON-HIGHS

Kickoff Returns 6, vs. GB, 9/28

KR Yards 175, vs. GB, 9/28

Long KR 45, vs. GB, 9/28

at Philadelphia (9/4) Caught two passes for 18 yards, had two runs for nine and four kickoff returns for 81 (20.3 avg.).

vs. N.Y. Giants (9/14) Caught four passes for 47 yards and a touchdown, rushed twice for six yards, returned one punt for two yards and four kickoffs for 100. Left the game in the third quarter with a neck injury.

at Chicago (9/21) Caught two passes for 64 yards (37 long), rushed once for four yards, returned two punts 28 and two kickoffs 49.

vs. Green Bay (9/28) With CeeDee Lamb (ankle) out, started and caught three passes for 30 yards, had one run for four and returned six kickoffs (career-high) for 175 yards (third) with a long of 45.

at N.Y. Jets (10/5) and **at Carolina (10/12)** Inactive/Injured-Foot.

vs. Washington (10/19) Returned from his ankle injury to start and caught one pass for 17 yards, returned three kickoffs 80 yards and two punts four yards.

at Denver (10/26) Caught a pass for -2 yards and returned three kickoffs for 86.

33 Javonte Williams, RB

Games/Starts: 2025-8/8 Career-62/37

	Rushing					Receiving				
	Att.	Yds.	Avg.	Lg	TD	Rec.	Yds.	Avg.	Lg	TD
Last Game.....	13	41	3.2	9	2	1	8	8.0	8	0
2025.....	124	633	5.1	66	8	24	93	3.9	11	1
Career	730	3,027	4.1	66	19	182	1,059	5.8	42	6

SEASON-HIGHS

Carries 20, vs. GB, 9/28

Rushing Yards 135, at NYJ, 10/5

Rushing Avg. 8.4, at NYJ, 10/5

Long Rush 66, at NYJ, 10/5

Receptions 6, vs. NYG, 9/14

Receiving Yards 33, vs. NYG, 9/14

- Tied for second in the NFL in non-kicking points (54), third in rushing touchdowns (eight), fourth in rushing yards (633), tied for fifth in attempts (124) and 10th in average (5.1).

- Selected as an honorary captain at Chicago (9/21).

at Philadelphia (9/4) Started his Cowboys debut and rushed 15 times for 54 yards and two touchdowns, becoming the first Cowboy with multiple rushing touchdowns in his debut since 1987 and fourth player in team history.

vs. N.Y. Giants (9/14) Rushed 18 times for 97 yards with a 30-yard touchdown scamper. Added 33 yards on six catches to total 130 scrimmage yards, second in his career (178 at KC, 12/5/21). His 30-yard scoring run was the longest touchdown run of his career - tied the third-longest overall.

at Chicago (9/21) Rushed 10 times for 76 yards (7.6 avg. - career-high). Also caught five passes for 16 yards.

vs. Green Bay (9/28) Had 20 carries for 85 yards (4.3) with a touchdown. His 20 carries were fourth in his career and the most since 2023. Also had three catches for 15 yards.

at N.Y. Jets (10/5) Rushed for a career-high 135 yards with a touchdown and a career-long run of 66 yards on 16 carries to average 8.4 yards-per-run. His 8.4-yard average was the most by a Cowboy since Ezekiel Elliott's 8.9 (10/9/16). He rushed for 108 yards in the first half, becoming the first Dallas Cowboy since DeMarco Murray topped 100 in 2014. Also added one catch for a four-yard touchdown, bringing his combined touchdown total to five for the season - a career-high.

at Carolina (10/12) Rushed 13 times for 29 yards and caught five passes for five yards.

vs. Washington (10/19) Totaled 116 yards on 19 runs (6.1) with a touchdown and caught one pass for two yards.

at Denver (10/26) Had a pair of scores and 41 yards on 13 runs with one catch for eight yards.

54 Sam Williams, DE

Games/Starts: 2025-8/6 Career-40/6

Solo		Tackles		Sks/		Tkl/		QB		PBU		FF-FF	
		Asst	—	Tot	Yds	Loss		Prs					
Last Game.....	1	0	—	1		1(-1)		1					
2025.....	11	5	—	16	1.0(-9)	2(-2)		18	1			0-1	
Career.....	31	24	—	55	9.5(-62)	11(-23)		55	2			2-4	

	No.	Interceptions				Fumble Recoveries				
		Yds.	Avg.	Lg	TD	No.	Yds.	Avg.	Lg	TD
Last Game.....										
2025.....						1	0	0.0	0	0
Career						4	0	0.0	0	0

Special Teams							
	Solo	Asst	—	Tot	FF	FR	BXP
Career.....	4	0	—	4			

Sam Williams, cont.

SEASON-HIGHS

Total Tackles 5, at Phi, 9/4
Solo Tackles 3, at Phi, 9/4
Pressures 5, at Phi, 9/4

at Philadelphia (9/4) Made his first career start and had five tackles, one tackle for loss and a team-high five pressures.

vs. N.Y. Giants (9/14) Added a tackle and two pressures.

at Chicago (9/21) Was in on three tackles to go with one pressure and a breakup.

vs. Green Bay (9/28) Tallied a pressure and two hurries.

at N.Y. Jets (10/5) Notched one tackle, a sack, two hurries and recovered a fumble that was forced by Marist Liufau.

at Carolina (10/12) Had four tackles and four hurries.

vs. Washington (10/19) Had one pressure.

at Denver (10/26) Had one tackle, one for a loss and a hurry.

6 Donovan Wilson, S

Games/Starts: 2025-7/7 Career-90/69

	Solo	Tackles Asst – Tot	Sks/ Yds	Tkl/ Loss	QB Prs	PBU	FF-FR
Last Game.....							
2025.....24	18	– 42			4	2	
Career.....272	162	– 434	13.0(-90)	9(-22)	31	18	8-6

	No.	Interceptions Yds. Avg. Lg	TD	No.	Fumble Recoveries Yds. Avg. Lg	TD
Last Game.....						
2025.....2	21	10.5	21	0		
Career.....8	26	3.3	21	0	6	0.0 0 0

	Solo	Asst – Tot	Special Teams FF	FR	BP	BFG	BXP
Career.....10	1	– 11					

SEASON-HIGHS

Total Tackles 9, at Chi, 9/21
Solo Tackles 6, vs. GB, 9/28 and at Car, 10/12

- Selected as one of the defensive captains.
- Leads the team with two interceptions.

at Philadelphia (9/4) Had a pair of tackles.

vs. N.Y. Giants (9/14) Tied for third on the defense with seven tackles with an interception in overtime that led to the game-winning field goal. His interception was the first by a Cowboy in overtime since Brandon Carr did it against Pittsburgh (12/16/12).

at Chicago (9/21) Led the team with nine tackles with one breakup.

vs. Green Bay (9/28) Posted seven tackles.

at N.Y. Jets (10/5) Third on the team with eight tackles.

at Carolina (10/12) Had seven tackles, two pressures, one breakup and an interception.

vs. Washington (10/19) Notched two tackles and two hurries.

at Denver (10/26) Inactive/Injured-Elbow/Shoulder.

99 Perrion Winfrey, DT

Games/Starts: 2025-0/0 Career-14/0

	Solo	Tackles Asst – Tot	Sks/ Yds	Tkl/ Loss	QB Prs	PBU	FF-FR
Last Game.....							
2025.....							
Career.....9	16	– 29	0.5(-1)	0(0)	0	0	0-0

	No.	Interceptions Yds. Avg. Lg	TD	No.	Fumble Recoveries Yds. Avg. Lg	TD
Career.....6	5	0.8	5	0	6	0 0.0 0 0

	Solo	Asst – Tot	Special Teams FF	FR	BP	BFG	BXP
Career.....10	1	– 11					

- Placed on Reserve/Injured with back injury on Sept. 8

at Philadelphia (9/4) Inactive/Injured-Back.