



NEWS RELEASE

ONE COWBOYS WAY ★ FRISCO, TEXAS 75034 ★ P:972.497.4959 ★ WWW.DALLASCOWBOYS.COM

REGULAR SEASON GAME #7 - SUNDAY, OCTOBER 29, 2023
DALLAS COWBOYS VS. LOS ANGELES RAMS
AT&T STADIUM - ARLINGTON, TEXAS - 12:00 P.M. (CDT)



FOX SPORTS/FOX 4 DFW
Play-By-Play: Kevin Burkhardt
Analyst: Greg Olsen
Sideline Reporter: Erin Andrews
Sideline Reporter: Tom Rinaldi



KRDL-FM 105.3 THE FAN
Play-By-Play: Brad Sham
Analyst: Babe Laufenberg
Sideline Reporter: Kristi Scales



KMVK-FM 107.5 Mega
Play-By-Play: Victor Villalba
Analyst: Luis Perez
Sideline Reporter: Carlos Nava



COMPASS MEDIA (National)
Play-By-Play: Kevin Ray
Analyst: Danny White

★ COWBOYS PR ON TWITTER ★

The official Twitter account of the Dallas Cowboys Public Relations team (@DallasCowboysPR) will provide pertinent stats, information, transactions, game updates and more throughout the week and on gameday. Follow us for the most up-to-date info related to the Cowboys organization.



QUICK FACTS:
DALLAS COWBOYS (4-2)
vs.
LOS ANGELES RAMS (3-4)

Regular Season Series Record:
Dallas leads the series 15-13

Last Meeting:
Dallas 22, @ LA Rams 10, Oct. 9, 2022

Last Meeting in Dallas:
Dallas 44, LA Rams 21, Dec. 15, 2019

Last Cowboys Win:
Dallas 22, @ LA Rams 10, Oct. 9, 2022

Series Streak:
Dallas has won three of the last five meetings.



★ THIS WEEK'S SCHEDULE ★

Wednesday, Oct. 25
10:30 a.m. Coach McCarthy press conference
12:00 p.m. Practice (first portion open)
1:30 p.m. Player availability

Thursday, Oct. 26
10:45 a.m. Coach McCarthy press conference
11:30 a.m. Practice (first portion open)
1:30 p.m. Player availability

Friday, Oct. 27
12:30 p.m. Coach McCarthy conference call
1:15 p.m. Player conference call

Saturday, Oct. 28
No availability

Sunday, Oct. 29
12:00 p.m. Kickoff against the LA Rams

PUBLIC RELATIONS CONTACTS

Tad Carper.....972-497-4953.....tcarper@dallascowboys.net
 Scott Agulnek.....972-497-4956.....sagulnek@dallascowboys.net
 Joe Trahan.....972-497-4552.....jtrahan@dallascowboys.net
 Dave Abbruzese.....972-497-4355..dabbruzese@dallascowboys.net
 Bronte Hermesmeier..972-497-4252..bhermesmeier@dallascowboys.net
 Sara Littlejohn.....972-497-4803.....slittlejohn@dallascowboys.net
 Emily Robbins.....972-497-4359.....erobbins@dallascowboys.net
 Whitney Faulkner....972-497-4955.....wfaulkner@dallascowboys.net
 Allie Christmann.....972-497-4259..achristmann@dallascowboys.net

★ BY THE NUMBERS ★

10 Dallas has won 10 straight games at AT&T Stadium dating back to 2022, the longest active streak in the NFL.

22.7 When targeted, second-year cornerback DaRon Bland has allowed a passer rating of 22.7, good for third among all NFL cornerbacks (min. 100 coverage snaps).

72.2 When opponents bring five-or-more pass rushers, Dak Prescott has completed 39-of-54 passes, a 72.2% completion rate against the blitz that is third in the NFL.

81.0 CeeDee Lamb has caught 34 of the 42 passes thrown his direction, an 81.0 reception percentage that is second among NFL wide receivers in 2023 (min. 30 targets).

★ DALLAS COWBOYS OMG ★

The Dallas Cowboys website can be found at www.NFLOMG.com. Please follow the link and click on the Cowboys logo to access the team's page.

The Cowboys site contains the complete 2023 Media Guide, all weekly game notes and packets, player bios and rosters, Cowboys staff information and bios, weekly flip cards, a game tracker, all team and individual records and statistics, historical information, daily press releases and much more.

username: cowboysguest
password: cowboys2023

★ TABLE OF CONTENTS ★

Radio and TV broadcast info	1
Dallas Cowboys media schedule	1
Dallas Cowboys OMG info	1
Cowboys PR contact info	1
Dallas Cowboys 2023 schedule	2
DallasCowboys.com	2
What to watch for	3
Mike McCarthy Facts and Figures	4
2023 Coaching Staff	4
Mike McCarthy coaching record	5
Head coach bios	5
Player highlights	6
Series history	6
AT&T Stadium stats and figures	7
A Championship Tradition	8
Pro Bowl Numbers	8
Individual Notes	9-22
Dak Prescott	9-12
CeeDee Lamb	13-14
Tony Pollard	15
Offensive Notes	16-17
Secondary Notes	18
Micah Parsons	19-20
Defensive Notes	20-21
Special Teams Notes	22
Unofficial Depth Chart	24
Pronunciation Guide	25
Alphabetical Roster	25
Numerical Roster	26
Positional Roster	27
How The Cowboys Were Built	28
Contract Status	29
Contract Analysis	30
When The Cowboys Were Built	31
Transactions by Date	31
Transactions by Player	32
Team and Individual Stats	33-42
2023 Regular Season Stats	34
2023 Defensive Stats	35
Misc. Stats	36-42
Non-Media Guide Bios	43-46
Updated Player Bios	47-57

★ 2023 TEAM CAPTAINS ★

The Dallas Cowboys select three team captains weekly throughout the season, as chosen by the team prior to that week's game. Below are the captains from each week of the 2023 season:

2023 Dallas Cowboys Captains

Week 1 - at N.Y. Giants Offense Tony Pollard Defense DeMarcus Lawrence Special Teams ... C.J. Goodwin	Week 2 - vs. N.Y. Jets Offense..... CeeDee Lamb Defense..... Osa Odighizuwa Special Teams.. Juanyeh Thomas
Week 3 - at Arizona Offense Tyron Smith Defense Leighton Vander Esch Special Teams ... Peyton Hendershot	Week 4 - vs. New England Offense..... Brandin Cooks Defense..... Malik Hooker Special Teams.. Markquese Bell
Week 5 - at San Francisco Offense Dak Prescott Defense DaRon Bland Special Teams ... Bryan Anger	Week 6 - at LA Chargers Offense..... Zack Martin Defense..... Micah Parsons Special Teams.. Malik Jefferson

2023 DALLAS COWBOYS SCHEDULE

DATE	REGULAR SEASON (TV)	KICKOFF (CT)
Sun., Sept. 10	@ N.Y. Giants (NBC)	W, 40-0
Sun., Sept. 17	N.Y. JETS (CBS)	W, 30-10
Sun., Sept. 24	@ Arizona (FOX)	L, 16-28
Sun., Oct. 1	NEW ENGLAND (FOX)	W, 38-3
Sun., Oct. 8	@ San Francisco (NBC)	L, 10-42
Mon., Oct. 16	@ LA Chargers (ESPN)	W, 20-17
Sun., Oct. 22	BYE	
Sun., Oct. 29	LA RAMS (FOX)	Noon
Sun., Nov. 5	@ Philadelphia (FOX)	3:25 p.m.
Sun., Nov. 12	N.Y. GIANTS (FOX)	3:25 p.m.
Sun., Nov. 19	@ Carolina (FOX)	Noon
Thurs., Nov. 23	WASHINGTON (CBS)	3:30 p.m.
Thurs., Nov. 30	SEATTLE (Prime Video)	7:20 p.m.
Sun., Dec. 10	PHILADELPHIA (FOX)	7:20 p.m.
Sun., Dec. 17	@ Buffalo (FOX)	3:25 p.m.
Sun., Dec. 24	@ Miami (FOX)	3:25 p.m.
Sat., Dec. 30	DETROIT (ESPN/ABC)	7:15 p.m.
Sat/Sun., Jan. 6/7	@ Washington (TBD)	TBD

Home Games in BOLD

★ DALLASCOWBOYS.COM ★



The Dallas Cowboys official website offers the best collection of timely articles, press conferences and videos, combined with the best spot to purchase tickets and order merchandise from the Cowboys Pro Shop. From the latest news to the latest apparel, there is no better place to visit than DallasCowboys.com.

To view the latest press conferences featuring coaches, player interviews from daily locker room sessions, radio interviews with Cowboys front office executives and Dallas Cowboys game highlights, visit <https://www.dallascowboys.com/all-media/>



@dallascowboys



/dallascowboys



@dallascowboys



@dallascowboys



@dallascowboys

★ WHAT TO WATCH FOR IN WEEK 8 ★

4

DAK PRESCOTT

- * Dak Prescott rushed for a career-long 18-yard touchdown two weeks ago at the LA Chargers, his first rushing score of the season. With a rushing touchdown on Sunday, it would mark the first time since 2019 (at NYJ; 10/13 and vs. Phi; 10/20) that Prescott recorded a touchdown on the ground in back-to-back games.
- * The LA Rams have not allowed a 100.0 passer rating in any game this season. Prescott has tallied a 100.0 passer rating-or-higher in three games in 2023 and is looking for his 54th career game with a 100.0 passer rating.

11

MICAH PARSONS

- * Micah Parsons has 10 career games with 2.0 sacks and needs a sack against the Rams to tie Aldon Smith (11 games) for the third-most games with 2.0-plus sacks in a player's first 40 career contests.

17

BRANDON AUBREY

- * Brandon Aubrey has attempted and made all 16 of his field goal attempts in 2023. He is the first kicker in franchise history - sixth in NFL history - to start his career 16-for-16 or better. Aubrey needs two field goals without a miss to tie Travis Coons (2015) for the most field goals without a miss in NFL history to start a career.
- * Aubrey's 16 field goals are tied for the fifth-most field goals made by an NFL kicker through the first six games of a career.

20

TONY POLLARD

- * Tony Pollard has seven career 100-yard games. With 100 rushing yards on Sunday, Pollard would tie Julius Jones and Marion Barber for the eighth-most 100-yard rushing games through a Cowboys player's first five seasons.
- * Pollard's 25 receptions are tied with Tony Dorsett (25; 1984) for the sixth-most receptions by a Cowboys running back in the first six games of a season. Ezekiel Elliott's 32 catches through six games in 2020 were the most by a Cowboys running back in the first six games of a season.

21

STEPHON GILMORE

- * Stephon Gilmore has two interceptions in 2023. With an interception against the Rams, it would mark the first time that Gilmore tallied three interceptions in a season since his 2019 NFL Defensive Player of the Year campaign where he had six interceptions while with the New England Patriots.

88

CEEDEE LAMB

- * CeeDee Lamb needs six receptions for 300 career receptions. He would become the fastest Cowboys receiver to reach 300 career receptions (56 games) and the 17th NFL receiver since 2000 to surpass 300 receptions in 56 career games.
- * Lamb needs 129 receiving yards on Sunday to reach 4,000 career receiving yards. He would become the second-fastest Cowboys receiver to reach 4,000 career receiving yards (56 games), trailing only Bob Hayes (52 games).
- * Lamb surpassed 4,000 career scrimmage yards in his last game at the LA Chargers, becoming the ninth player in franchise history with 4,000 scrimmage yards in his first 55 career games.

DALLAS COWBOYS



- * The Cowboys have won 10 straight games at AT&T Stadium dating back to 2022, the longest active streak in the NFL. Dallas is looking for its 11th consecutive home win on Sunday, and the last time the Cowboys won 11 straight home games was in 1991-92 at Texas Stadium.
- * Dallas is at its best when starting off fast, as the Cowboys are 4-0 in 2023 when leading at halftime and 0-2 when trailing at the break. Dating back to last season, Dallas is 12-1 when leading at the half.
- * LA Rams quarterback Matthew Stafford has thrown 17 big play passes (20-plus yards) in 2023, tied for third in the NFL. The Dallas secondary has limited opponents to seven big plays in the passing game, tied for the second-fewest in the NFL.
- * Dallas' 177.0 net passing yards allowed-per-game is the lowest mark by a Cowboys team through six games in the last 20 years (2003; 167.2).

★ COWBOYS & AMERICAN AIRLINES ★



American Airlines, the Official Airline of the Dallas Cowboys, is the presenting partner of this upcoming Sunday's Cowboys game. As part of American's commitment to honoring those who serve, American Airlines is hosting 40 wounded military members from the San Antonio SRU. These military members will enjoy a private charter to DFW and have a VIP experience at AT&T Stadium.

MIKE McCARTHY

Head Coach

Baker University
Head Coach: 17th Year • NFL: 30th Year • Cowboys: 4th Year

DALLAS COWBOYS



★ WINNING HEAD COACH ★

The Dallas Cowboys named Mike McCarthy the ninth head coach in franchise history on Jan. 5, 2020. Along with 13 years of head coaching experience and 13 additional years as an assistant coach in the NFL, McCarthy came to Dallas with a 125-77-2 regular season coaching record - all with the Green Bay Packers (2006-18).

After a 34-22 record in his fourth season with Dallas, he owns the fifth-most wins (19th all-time) and sixth-highest winning percentage (.615) among qualifying active NFL coaches. His teams have qualified for the postseason 11 times, won six NFC North Division titles and one NFC East title, made four NFC Championship Game appearances and took home a Super Bowl XLV championship.

Most Regular Season Wins by Active Head Coach

Coach	Years	Won	Loss	Tied	Pct
Bill Belichick.....	1991-2023	300	157	0	.656
Andy Reid.....	1999-2023	253	139	1	.645
Mike Tomlin.....	2007-2023	167	95	2	.636
Pete Carroll.....	1994-2023	165	114	1	.591
Mike McCarthy.....	2006-2023	159	99	2	.615
John Harbaugh.....	2008-2023	152	97	0	.610
Ron Rivera.....	2011-2023	101	94	2	.518

★ TOP OF THE LINE ★

In 2023, Mike McCarthy has the Cowboys ranked at the top of the league in several key categories:

- T-1st** 10-Play Drives (19)
- 4th** Third Down Conversion Rate (47.7%)
- 4th** Scoring Defense (16.7)

- +6** Turnover Differential - T-2nd in the NFL

★ 2023 ASSISTANT COACHES ★

(S) Sideline; (B) Booth OFFENSE

Brian Schottenheimer (S).....	Offensive Coordinator
Jeff Blasko.....	Run Game Coord./Running Backs
Ramon Chinyoung Sr. (B).....	Quality Control/Asst. Offensive Line
Ryan Feder (B).....	Offensive Asst./Game Management
Will Harriger (B).....	Quality Control/Offensive Asst.
Evan Harrington (S).....	Offensive Assistant
Chase Haslett (B).....	Assistant Tight Ends
Robert Prince (S).....	Wide Receivers
Mike Solari (S).....	Offensive Line
Scott Tolzien (B).....	Quarterbacks
Lunda Wells (S).....	Tight Ends

DEFENSE

Dan Quinn (B).....	Defensive Coordinator
Aden Durde (S).....	Defensive Line
Sharrif Floyd (S).....	Quality Control/Asst. Defensive Line
Al Harris (S).....	Defensive Backs
Cannon Matthews (S).....	Asst. Defensive Backs
Scott McCurley (S).....	Linebackers
Pete Ohnegian (B).....	Quality Control/Defensive Asst.
Eric Simonelli (B).....	Quality Control/Analytics
Darian Thompson (B).....	Quality Control/Asst. Linebackers
Joe Whitt Jr. (B).....	Secondary/Defensive Pass Game Coord.

SPECIAL TEAMS

John Fassel (S).....	Special Teams Coordinator
Rayna Stewart (B).....	Asst. Special Teams

STRENGTH AND CONDITIONING

Harold Nash Jr. (S).....	Strength and Conditioning Coordinator
Cedric Smith (S).....	Asst. Strength and Conditioning
Kendall Smith (S).....	Asst. Strength and Conditioning

★ McCARTHY'S RECORD WHEN... ★

Below is a look at Mike McCarthy's head coaching record under several different circumstances:

Regular season.....	159-99-2
Postseason.....	11-10
Overall.....	170-109-2

	Regular	Post
September.....	36-20-1	
October.....	43-20	
November.....	29-36-1	
December.....	46-19	
January.....	5-4	10-10
February.....		1-0
Playing at home.....	92-35-2	5-4
Playing on the road.....	66-64	6-6
Playing at AT&T Stadium.....	20-8	2-1
Playing in prime time.....	39-35	4-1
Thursday.....	13-8	
Saturday.....	3-1	3-2
Sunday.....	132-79-2	7-8
Monday.....	11-10	1-0
Tuesday.....	0-1	
Playing against the NFC East.....	28-16	5-2
Playing against the rest of the NFC.....	110-67-2	5-8
Playing against the AFC.....	40-28	1-0
Playing on grass surface.....	103-59-2	8-7
Playing on artificial surface.....	56-41	3-3
Post Bye.....	11-5	
Post Bye Home.....	4-1	
Post Bye Road.....	7-4	
When scoring 30-plus points.....	89-10	7-2
When team scores first.....	110-37-2	5-2
When team leads at halftime.....	124-22-1	10-2

★ McCARTHY'S HEAD COACHING RECORD AND COACHING EXPERIENCE ★

Year	Team	Regular Season				Result	Postseason				McCarthy vs. NFL (Reg. Season)					
		W	L	T	Pct.		W	L	Pct.	Result	Team	W	L	T	PCT.	
2006	Green Bay	8	8	0	.500	2nd NFC North						Arizona	3	5	0	0.375
2007	Green Bay	13	3	0	.813	1st NFC North	1	1	.500	NFC Championship Game		Atlanta	5	4	0	0.556
2008	Green Bay	6	10	0	.375	3rd NFC North						Baltimore	2	2	0	0.500
2009	Green Bay	11	5	0	.688	2nd NFC North	0	1	.000	Wild Card Game		Buffalo	2	2	0	0.500
2010	Green Bay	10	6	0	.625	2nd NFC North	4	0	1.000	Super Bowl XLV		Carolina	4	3	0	0.571
2011	Green Bay	15	1	0	.938	1st NFC North	0	1	.000	Divisional Game		Chicago	19	7	0	0.731
2012	Green Bay	11	5	0	.688	1st NFC North	1	1	.500	Divisional Game		Cincinnati	3	2	0	0.600
2013	Green Bay	8	7	1	.531	1st NFC North	0	1	.000	Wild Card Game		Cleveland	3	1	0	0.750
2014	Green Bay	12	4	0	.750	1st NFC North	1	1	.500	NFC Championship Game		Dallas	5	3	0	0.625
2015	Green Bay	10	6	0	.625	2nd NFC North	1	1	.500	Divisional Game		Denver	2	2	0	0.500
2016	Green Bay	10	6	0	.625	1st NFC North	2	1	.667	NFC Championship Game		Detroit	19	7	0	0.731
2017	Green Bay	7	9	0	.438	3rd NFC North						Green Bay	0	1	0	0.000
2018	Green Bay	4	7	1	.375							Houston	3	1	0	0.750
2020	Dallas	6	10	0	.375	3rd NFC East						Indianapolis	2	2	0	0.500
2021	Dallas	12	5	0	.714	1st NFC East	0	1	.000	Wild Card Game		Jacksonville	2	2	0	0.500
2022	Dallas	12	5	0	.714	2nd NFC East	1	1	.500	Divisional Game		Kansas City	2	2	0	0.500
2023	Dallas	4	2	0	.667							LA Chargers	5	0	0	1.000
Totals		159	99	2	.615		11	10	.524			LA Rams	6	3	0	0.667
												Las Vegas	3	1	0	0.750
												Miami	3	1	0	0.750
												Minnesota	18	9	2	0.667
												New England	3	3	0	0.500
												New Orleans	3	4	0	0.429
												N.Y. Giants	10	3	0	0.769
												N.Y. Jets	3	1	0	0.750
												Philadelphia	8	4	0	0.667
												Pittsburgh	0	4	0	0.000
												San Francisco	6	3	0	0.667
												Seattle	5	5	0	0.500
												Tampa Bay	3	4	0	0.429
												Tennessee	2	2	0	0.500
												Washington	5	6	0	0.455
												Totals	159	99	2	0.615

Year	Position, Team
1987-88	Graduate Assistant, Fort Hays State
1989-91	Graduate Assistant, Pittsburgh
1992	Wide Receivers, Pittsburgh
1993-94	Offensive Quality Control, Kansas City Chiefs
1995-98	Quarterbacks, Kansas City Chiefs
1999	Quarterbacks, Green Bay Packers
2000-04	Offensive Coordinator, New Orleans Saints
2005	Offensive Coordinator, San Francisco 49ers
2006-18	Head Coach, Green Bay Packers
2020-23	Head Coach, Dallas Cowboys

★ HEAD COACHES ★

MIKE McCARTHY (159-99-2, 17th Year, 34-22 with Dallas)

The Dallas Cowboys named Mike McCarthy the ninth head coach in franchise history on Jan. 8, 2020, and he has led the franchise to back-to-back playoff appearances for the first time since 2006-07. He has also won 12 games in each of the last two seasons, the first time Dallas posted consecutive seasons with 12-plus wins since 1994-95.

McCarthy is in his 17th year as a head coach - 13 with Green Bay and four with Dallas - along with 13 years as an assistant coach in the NFL, including six as an offensive coordinator.

As a head coach, McCarthy has racked up a 159-99-2 regular season coaching record, and he owns the fifth-most wins (19th all-time) among active NFL coaches. His teams have qualified for the postseason 11 times, won six NFC North Division titles, one NFC East title, made four NFC Championship Game appearances and took home a Super Bowl XLV championship held at AT&T Stadium in Arlington, Texas, following the 2010 NFL season.

In 2022 McCarthy led the charges of a team that finished 12-5 for the second straight season to mark the first time in his career and the first time for Dallas since 1994-95 to record consecutive 12-plus win seasons. En route to the team's second straight playoff berth (first time since 2006-07), the Dallas offense finished third in the league in points (467, fourth in points-per-game) while the defense led the league in takeaways for the second consecutive season.

During his time in Green Bay, McCarthy was known as a prolific offensive mind and the primary play-caller for the Packers. McCarthy's offense finished fourth in the NFL in total offense and third in points-per-game through his 14-year stint with the club.

McCarthy is only the fourth head coach in NFL history to lead a single franchise to eight-or-more consecutive playoff appearances, joining Tom Landry, Chuck Noll and Bill Belichick. Those eight appearances from 2009-16 were more than the rest of the NFC North Division combined over that span (Minnesota, three; Detroit, three; Chicago, one).

McCarthy's nine playoff appearances overall are the most by a Packers coach since the NFL postseason began in 1933, and he guided the Packers to a franchise-record fourth consecutive division title in 2014. With the victory over Dallas in the 2016 playoffs, McCarthy surpassed Vince Lombardi and Mike Holmgren for the most playoff victories in team history (10).

SEAN McVAY (63-42, 7th Year)

On Jan. 12, 2017, Sean McVay was named the 23rd head coach of the Rams, becoming the youngest head coach in modern NFL history at the age of 30.

Under McVay, the Rams have had four playoff berths, three NFC West titles, two Super Bowl appearances, and five winning seasons. He boasts a 62-41 regular season record and is 7-3 in the playoffs since joining the staff.

McVay guided the 2021 LA Rams to a Super Bowl LVI victory in their home stadium, making him the youngest head coach in NFL history to win a Super Bowl (36). In his Super Bowl season, McVay became the second-fastest coach in franchise history to reach 50 wins, while his offense ranked in the top-10 in total offense (372.1) and fifth in passing offense (273.1) behind the arm of Matthew Stafford.

In 2022 the Rams suffered injuries to key starters, namely Matthew Stafford and All-Pro wide receiver Cooper Kupp, and finished the season 5-12. McVay's defense finished first in opponent red zone efficiency (44.4%), second in goal-to-go efficiency (53.3%) and fourth in fewest missed tackles (103).

Before arriving in Los Angeles, McVay spent six seasons with Washington, including a three-year stint as the offensive coordinator in the nation's capital. In his last season as the Washington's offensive coordinator, the offense broke many team records, including the first unit in franchise history to average over 400 yards per-game. In addition, Washington netted a franchise record 6,545 total yards in 2016. Prior to his promotion to offensive coordinator in 2014, McVay spent three seasons as Washington's tight ends coach and one as an offensive assistant.

Preceding his time in Washington, McVay served as the head coach of the Florida Tuskers of the United Football League (UFL), who posted a perfect 6-0 record before losing in the UFL's inaugural championship game.

McVay entered the NFL as an offensive assistant with the Tampa Bay Buccaneers in 2008. He worked closely with wide receiver Antonio Bryant who recorded career highs in receptions (83) and receiving yards (1,248) and touchdowns (seven).

He graduated from Miami University (Ohio) where he played wide receiver from 2004-2007.

★ PLAYER HIGHLIGHTS AT LAR ★

Brandin Cooks - WR

Recorded six receptions for 83 yards (13.8 avg) and a touchdown while with Houston last season.

Michael Gallup - WR

In four games against the Rams, has 14 receptions for 219 yards (15.6 avg).

Stephon Gilmore - CB

Tallied 15 tackles, two interceptions, one forced fumble and five passes defended in four matchups against the Rams while with Buffalo and New England. One of his interceptions came with under five minutes to play the in Super Bowl LIII victory with the Patriots.

CeeDee Lamb - WR

Totaled 10 catches for 112 yards (11.2 avg) in two meetups with the Rams.

DeMarcus Lawrence - DE

Made 11 tackles, one sack, two tackles for losses, two quarterback pressures, one forced fumble and one fumble recovery in four games.

Tony Pollard - RB

Notched 22 carries for 227 yards (10.3 avg) and two touchdowns in three appearances against the Rams.

Dak Prescott - QB

In four games against the Rams, completed 61.5% of his passes for 996 yards and seven touchdowns against only one interception.

★ 2023 STAT COMPARISON ★

(league ranking)

	Cowboys	Rams
Record	4-2	3-4
Scoring Avg. (NFL rank)	25.7 (5)	22.1 (16)
Opp. Scoring Avg. (NFL rank)	16.7 (4)	20.1 (14t)
Total Off. (NFL rank)	329.8 (16)	365.1 (6)
Rushing Off. (NFL rank)	119.7 (10)	112.0 (15)
Passing Off. (NFL rank)	210.2 (20)	253.1 (7)
Total Def. (NFL rank)	288.7 (5)	326.0 (13)
Rushing Def. (NFL rank)	111.7 (18)	117.0 (20)
Passing Def. (NFL rank)	177.0 (3)	209.0 (11)
Kickoff Return Avg.	14.8 (31)	14.0 (32)
Punt Return Avg.	6.9 (25)	6.6 (26)
Turnover Margin	+6 (2t)	-2 (18t)
Penalties	46	41
Penalty Yards	357	368

★ DATING GAME ★

This week's game against the Los Angeles Rams is being played on October 29. In the 64 years of Cowboys football, there have been two Oct. 29 games, both at home. The Cowboys are 0-2 when playing on Oct. 29:

Date	Opp/ Loc.	Dal W/L	Score	Date	Opp/ Loc.	Dal W/L	Score
10/29/89	Pho	L	10-19	10/29/00	Jax	L(OT)	17-23

★ WINNING TRADITION ★

The Dallas Cowboys currently own the league's highest all-time regular season winning percentage by current NFL teams:

Highest Win Percentage - NFL Regular Season

Team	W	L	T	Pct.
Dallas.....	554	410	6	.575
Green Bay.....	792	594	38	.571
Baltimore.....	248	192	1	.563
New England.....	539	425	9	.559
Chicago.....	788	629	42	.556

* Since 1972, ties have been calculated as half-win and half loss. Prior to 1972 tie games were ignored in calculating a team's winning percentage. Ties since 1972: Dallas (0), Miami (1) Chicago (1), Green Bay (6).

★ WILD, WILD WEST ★

Overall, the Cowboys hold a 105-83-2 record against teams from the NFC West, including the postseason. Dallas is 0-2 against the NFC West in 2023 with losses to Arizona (9/24) and San Francisco (10/8). Below is a look at Dallas' record against the West:

Dallas vs. NFC West

Team	W	L	T	Win%	Current Streak
Arizona.....	56	35	1	.614	L3
Seattle.....	11	10	0	.524	L1
LA Rams	19	18	0	.514	W1
San Francisco.....	19	20	1	.488	L2
Div. Totals	105	83	2	.558	L3

★ SERIES HISTORY ★

The Cowboys and Rams have squared off 37 times, including playoffs, with the series tied at 19-18. Below is a look at the results for each game of the series:

Date	Loc.	W/L	Score	Date	Loc.	W/L	Score
11/6/60	Dal	L	13-38	1/4/86*	LAR	L	0-20
9/30/62	LAR	W	27-17	12/7/86	LAR	L	10-29
10/1/67	Dal	L	13-35	12/21/87	LAR	W	29-21
11/23/69	LAR	L	23-24	12/3/89	Dal	L	31-35
11/25/71	Dal	W	28-21	11/18/90	LAR	W	24-21
10/14/73	LAR	L	31-37	11/15/92	Dal	L	23-27
12/23/73*	Dal	W	27-16	9/29/02	StL	W	13-10
9/21/75	Dal	W	18-7	1/1/06	Dal	L	10-20
1/4/76**	LAR	W	37-7	9/30/07	Dal	W	35-7
12/19/76*	Dal	L	12-14	10/19/08	StL	L	14-34
9/17/78	LAR	L	14-27	10/23/11	Dal	W	34-7
1/7/79**	LAR	W	28-0	9/22/13	Dal	W	31-7
10/14/79	Dal	W	30-6	9/21/14	StL	W	34-31
12/30/79*	Dal	L	19-21	10/1/17	Dal	L	30-35
12/15/80	LAR	L	14-38	1/12/19*	LAR	L	22-30
12/28/80\$	Dal	W	34-13	12/15/19	Dal	W	44-21
10/18/81	Dal	W	29-17	9/13/20	LAR	L	17-20
12/26/83\$	Dal	L	17-24	10/9/22	LAR	W	22-10
9/3/84	LAR	W	20-13				

\$ NFC Wild Card Game

* NFC Division Playoff Game

** NFC Championship Game

★ INSIDE THE SERIES HISTORY ★

The rivalry between the Dallas Cowboys and Los Angeles Rams has been around since the Cowboys entrance in the league in 1960. The two teams have faced each other 37 times, including nine playoff games, since 1960:

In the 37 games of the series there has been:

- * Twenty-one games decided by double-digits
- * Eleven games decided by less than a touchdown
- * Nine playoff games - four Dallas wins
- * Two shutouts - one by Dallas (1/7/79) one against (1/4/86) - both playoff games
- * Three games played in St. Louis - 15 in Los Angeles
- * A 30-point win by Dallas (1/4/76) - biggest Cowboys win
- * A 25-point loss by Dallas (11/6/60) - biggest Cowboys loss
- * 857 points scored by Dallas, 760 allowed
- * A combined total of 68 points (31-37, 10/14/73) - the most in the series
- * A combined total of 20 points (0-20, 1/4/86) - the fewest in the series
- * A Dallas home record of 10-9 and a road record of 9-9

★ HOME IS WHERE THE TDS ARE ★

Dak Prescott has proved to be one of the top quarterbacks in the league when playing at home. Since he entered the league in 2016, Prescott's 116 total touchdowns (99 passing, 17 rushing) at AT&T Stadium are the fifth-most combined passing and rushing touchdowns at home during that span:

Most Passing and Rushing Touchdowns at Home - NFL Since 2016

Player	Gms	PasTD	RushTD	TotTD
Tom Brady.....	54	118	6	124
Russell Wilson	56	117	6	123
Kirk Cousins.....	60	115	7	122
Aaron Rodgers.....	53	114	7	121
Dak Prescott.....	52	99	17	116

Overall, Dallas has scored 202 touchdowns in 59 games at home versus 150 touchdowns in 61 games on the road since 2016. Dallas' 202 home touchdowns lead the NFL over that span:

Most Overall Touchdowns at Home Since 2016 - NFL

Team	Games	TD	TD/G	Pts/G
Dallas	59	202	3.42	29.3
New Orleans	60	191	3.18	27.5
Buffalo.....	61	185	3.03	25.7
Kansas City.....	61	184	3.02	26.6
Seattle.....	60	183	3.05	26.2
New England	61	183	3.00	25.8

★ HOME COOKING ★

Since AT&T Stadium opened in 2009, Dallas has posted a 68-47 regular season record at home. However, since 2016, the Cowboys have utilized their home field advantage, going 41-18 at AT&T Stadium, tied for the third-most home wins in the NFL:

NFL Team Home Wins Since 2016

Team	Games	W	L	T	Win %
Kansas City.....	61	47	14	0	.770
Green Bay.....	59	43	15	1	.737
Dallas	59	41	18	0	.695
Pittsburgh.....	60	41	18	1	.692
Baltimore.....	60	41	19	0	.683
Buffalo.....	61	41	20	0	.672
New England	61	40	21	0	.656
Minnesota	61	40	21	0	.656

★ TOP PERFORMANCES ★

Below are the top individual performances in several offensive categories at AT&T Stadium since it opened in 2009.

Cowboys

Passing Yards.....	T. Romo (506)
Passing TDs.....	T. Romo (5)
Rushing Yards	D. Murray (253)
Rushing TDs	D. Murray (3)
	D. Prescott (3)
	J. Randle (3)
	T. Pollard (3)
Receiving Yards	A. Cooper (226)
Receiving TDs	A. Cooper (3)
	M. Gallup (3)

Opponents

E. Manning, NYG (450)
Many tied (4)
B. Brown, Phi (169)
A. Jones, GB (4)

★ AT&T STADIUM RECORD... ★

The Dallas Cowboys are currently in their 15th season calling AT&T Stadium home. The Cowboys went 8-1 at home in 2022, the most home wins since the venue opened in 2009. Dallas' first game at the venue was on Sept. 20, 2009 - a 31-33 loss to the N.Y. Giants. The club's first win came a week later with a 21-7 decision over Carolina.

Dallas is 2-0 at AT&T Stadium in 2023, and they are currently on a 10-game win streak at home, the longest home win streak in AT&T Stadium's existence. The last time Dallas won at least 10 straight home games was when they won 11 consecutive in 1991-92. Below is a breakdown of the club's record at AT&T Stadium:

Regular season	68-47
Postseason	3-2
Overall	71-49

	Regular	Post
September	17-6	
October	16-14	
November	17-16	
December	16-9	
January	2-2	3-2
Playing at noon	23-10	
Playing at 3:30	26-23	1-2
Playing in prime time.....	19-14	2-0
Thursday	7-8	
Saturday.....	1-2	2-0
Sunday.....	56-32	1-2
Monday	4-5	
Fully closed stadium	44-28	3-2
Fully open stadium.....	12-11	
Roof open, doors closed	2-5	
Roof closed, doors open	10-3	
Playing against the NFC East.....	27-15	1-0
Playing against the NFC (non-NFC East).....	23-18	2-2
Playing against the AFC.....	18-13	

Team-by-team

Team	W	L	Pct	Team	W	L	Pct
Arizona.....	0	3	.000	Minnesota	1	1	.500
Atlanta.....	3	1	.750	New England ...	1	1	.500
Baltimore.....	1	0	1.000	New Orleans.....	2	2	.500
Buffalo.....	1	1	.500	N.Y. Giants.....	9	5	.643
Carolina	2	1	.667	N.Y. Jets.....	1	1	.500
Chicago.....	2	2	.500	Philadelphia	8	6	.571
Cincinnati.....	2	0	1.000	Pittsburgh.....	1	1	.500
Cleveland.....	1	1	.500	San Francisco...1	1	1	.500
Denver.....	0	2	.000	Seattle.....	2	2	.500
Detroit	4	1	.800	Tampa Bay.....	3	1	.750
Green Bay.....	0	3	.000	Tennessee.....	0	2	.000
Houston	2	0	1.000	Washington.....	10	4	.714
Indianapolis.....	2	0	1.000				
Jacksonville	1	1	.500				
Kansas City.....	1	0	1.000				
LA Chargers.....	0	2	.000				
LA Rams.....	3	1	.750				
Las Vegas.....	2	1	.667				
Miami.....	2	0	1.000				

Postseason

Detroit	1	0	1.000
Green Bay.....	0	1	.000
Philadelphia	1	0	1.000
Seattle.....	1	0	1.000
San Francisco...0	1	0	.000

The Cowboys 8-1 home mark in 2022 surpassed the 2018 and 2016 teams for the best home record by a Cowboys team since the stadium opened in 2009:

Most Single Season Wins at AT&T Stadium - Dallas Cowboys

Season	Wins	Consec. Wins	Home Record
2022.....	8	8	8-1
2016.....	7	7	7-1
2018.....	7	4	7-1
2009.....	6	5	6-2

393.0 29.3 86

Dallas' offense has averaged 393.0 yards-per-game at AT&T Stadium - most in the NFL at home since 2016.

The Cowboys have scored an NFL-high 29.3 points-per-game at home since 2016.

Dallas has recorded 86 takeaways at home since 2016 - 10th in the NFL.



★ THE DALLAS COWBOYS - A CHAMPIONSHIP TRADITION ★

SUPER BOWL CHAMPIONSHIPS

New England Patriots.....	6
Pittsburgh Steelers.....	6
DALLAS COWBOYS.....	5
San Francisco 49ers.....	5
Green Bay Packers.....	4
New York Giants.....	4
Denver Broncos.....	3
Kansas City Chiefs.....	3
Oakland Raiders.....	3
Washington Commanders.....	3

POSTSEASON GAMES

DALLAS COWBOYS ...	66
Pittsburgh Steelers.....	63
Green Bay Packers.....	61
New England Patriots.....	59
San Francisco 49ers.....	59
StL/LA Rams.....	53
Minnesota Vikings.....	52

SUPER BOWL APPEARANCES

New England Patriots.....	11
DALLAS COWBOYS.....	8
Pittsburgh Steelers.....	8
Denver Broncos.....	8
San Francisco 49ers.....	7
Green Bay Packers.....	5
Kansas City Chiefs.....	5
Miami Dolphins.....	5
New York Giants.....	5
Oakland Raiders.....	5
Washington Commanders.....	5

CONSEC. POSTSEASON APPEARANCES

New England Patriots (2009-19) ...	11
DALLAS COWBOYS (1975-83) ...	9
Indianapolis Colts (2002-10).....	9
DALLAS COWBOYS (1966-73) ...	8
Pittsburgh Steelers (1972-79).....	8
Los Angeles Rams (1973-80).....	8
San Francisco 49ers (1983-90).....	8

POSTSEASON VICTORIES

New England Patriots.....	37
DALLAS COWBOYS ...	36
Pittsburgh Steelers.....	36
Green Bay Packers.....	36
San Francisco 49ers.....	36
StL/LA Rams.....	26
Oak/LV Raiders.....	25
New York Giants.....	25
Philadelphia Eagles.....	25

CONSECUTIVE WINNING SEASONS

DALLAS COWBOYS (1966-85) ...	20
New England Patriots (2001-19) ...	19
Oakland Raiders (1965-80).....	16
San Francisco 49ers (1983-98) ...	16
Chicago Bears (1930-44).....	15
Green Bay Packers (1934-47) ...	14

POSTSEASON APPEARANCES

DALLAS COWBOYS ...	35
Green Bay Packers.....	35
Pittsburgh Steelers.....	33
New York Giants.....	33
Minnesota Vikings.....	33
Cle./StL/LA Rams.....	31
Philadelphia Eagles.....	30
Indianapolis Colts.....	29
San Francisco 49ers.....	29
New England Patriots.....	28
Chicago Bears.....	27

ALL-TIME REGULAR SEASON WINNING %

DALLAS COWBOYS.....	0.575
Green Bay Packers.....	0.571
Baltimore Ravens.....	0.563
New England Patriots.....	0.559
Chicago Bears.....	0.556
Miami Dolphins.....	0.554
Kansas City Chiefs.....	0.548

45 SEASONS OF .500-OR-BETTER			35 POSTSEASON APPEARANCES		25 DIVISION TITLES		16 NFL/NFC CHAMPIONSHIP GAME FINALIST			8 NFC CHAMPIONSHIPS		5 SUPER BOWL CHAMPIONSHIPS	
1965	1982	2009	1966	1991	1966	1992	1966	1975	1992	1970	1992	1971	1992
1966	1983	2011	1967	1992	1967	1993	1967	1977	1993	1971	1993	1977	1993
1967	1984	2012	1968	1993	1968	1994	1970	1978	1994	1975	1995		1995
1968	1985	2013	1969	1994	1969	1995	1971	1980	1995	1977			
1969	1991	2014	1970	1995	1970	1996	1972	1981		1978			
1970	1992	2016	1971	1996	1971	1998	1973	1982					
1971	1993	2017	1972	1998	1973	2007							
1972	1994	2018	1973	1999	1976	2009							
1973	1995	2019	1975	2003	1977	2014							
1974	1996	2021	1976	2006	1978	2016							
1975	1998	2022	1977	2007	1979	2018							
1976	1999		1978	2009	1981	2021							
1977	2003		1979	2014	1985								
1978	2005		1980	2016									
1979	2006		1981	2018									
1980	2007		1982	2021									
1981	2008		1983	2022									
			1985										



★ PRO BOWL COWBOYS ★

Since 2010 Dallas has selected 18 players in the NFL Draft that have gone on to make at least one Pro Bowl - the most in the NFL over that span (Kansas City, 16; Minnesota, 15). Since 1989 Dallas has sent 57 different players to the Pro Bowl, and of those, Dallas drafted 40. Additionally, 30 Cowboys draft picks have been selected to 91 Pro Bowls since 2002, which is 11 more than any other team over that span (Kansas City, 79 Pro Bowl selections):

COWBOYS PRO BOWL DRAFT PICKS SINCE 2002 (BY YEAR DRAFTED)

- 2002: Roy Williams (5)
- 2002: Andre Gurode (5)
- 2003: Terence Newman (2)
- 2003: Jason Witten (11)
- 2005: DeMarcus Ware (9 - 7 with Dallas)
- 2005: Marion Barber (1)
- 2005: Jay Ratliff (4)
- 2006: Jason Hatcher (1)
- 2007: Anthony Spencer (1)
- 2007: Nick Folk (1)
- 2008: Mike Jenkins (1)
- 2008: Martellus Bennett (1 - with Chicago)
- 2010: Sean Lee (2)
- 2010: Dez Bryant (3)
- 2011: Tyron Smith (8)



- 2011: DeMarco Murray (3 - 2 with Dallas)
- 2011: Dwayne Harris (1 - with N.Y. Giants)
- 2013: Travis Frederick (5)
- 2014: Zack Martin (8)
- 2014: DeMarcus Lawrence (3)
- 2015: Byron Jones (1)
- 2016: Dak Prescott (2)
- 2016: Ezekiel Elliott (3)
- 2016: Jaylon Smith (1)
- 2018: Leighton Vander Esch (1)
- 2019: Tony Pollard (1)
- 2020: CeeDee Lamb (2)
- 2020: Trevon Diggs (2)
- 2020: Tyler Biadasz (1)
- 2021: Micah Parsons (2)

DAK PRESCOTT NOTES



All-Time Ranks - Cowboys QBs

- 1st** - Completion Pct. (66.7%)
- 2nd** - Passing Touchdowns (172)
- 3rd** - Passing Yards (26,276)
- Attempts (3,473)
- Completions (2,317)
- 4th** - Total Wins (65)

2023 DALLAS COWBOYS



★ BALL SECURITY ★

Dak Prescott has found a way to avoid the negative play throughout his NFL tenure. Prescott's 2.0% career interception rate is eighth among active quarterbacks who have at least 1,750 career pass attempts:

Interception Percentage Among Active NFL QBs Min. 1,750 Attempts

Player	Att	INT	INT%
Aaron Rodgers	7,661	105	1.4%
Patrick Mahomes	3,259	55	1.7%
Justin Herbert	2,178	39	1.8%
Russell Wilson	5,432	102	1.9%
Jared Goff	3,758	74	2.0%
Derek Carr	5,213	103	2.0%
Joe Burrow	1,762	35	2.0%
Dak Prescott	3,473	69	2.0%

★ DAK AGAINST THE BLITZ ★

Teams have blitzed the Cowboys on 29.0% of their dropbacks in 2023, 13th-highest in the league. When opponents bring five-or-more pass rushers, Dak Prescott has completed 39-of-54 passes, a 72.2% completion rate against the blitz that is third in the NFL.

Completion Percentage Against the Blitz - NFL 2023

QB, Team	Comp	Att	Comp%
Justin Herbert, LAC	62	83	74.7%
Tyrod Taylor, NYG	19	26	73.1%
Dak Prescott, Dal	39	54	72.2%
Patrick Mahomes, KC	51	72	70.8%
Tua Tagovailoa, Mia	49	71	69.0%

★ LEADING THE CHARGE ★

Dak Prescott has led the Cowboys offense to the top of the league year-after-year. In the last three seasons, the Cowboys are scoring 27.1 offensive points-per-game when Prescott is under center, tied for the second-most in the NFL:

Offensive Points-Per-Game With Starting Quarterback NFL - 2021-23

QB, Team	GS	PPG
Josh Allen, Buf	40	27.4
Dak Prescott, Dal	34	27.1
Patrick Mahomes, KC	41	27.1
Jalen Hurts, Phi	37	25.8
Justin Herbert, LAC	40	24.6
Joe Burrow, Cin	38	24.6

★ DAK TO THE FUTURE ★

Now in his eighth pro season, Dak Prescott ranks first in completion percentage (66.7%), second in passing touchdowns (172), third in completions (2,317), attempts (3,473), passing yards (26,276) and fourth in wins (65) in regular season team history:

Dallas Cowboys All-Time QB Chart

WINS AS STARTER		PASSING YARDS	
Troy Aikman	94	Tony Romo	34,183
Roger Staubach	85	Troy Aikman	32,942
Tony Romo	78	Dak Prescott	26,276
Dak Prescott	65	Roger Staubach	22,700
Danny White	62	Danny White	21,959
ATTEMPTS		PASSING TOUCHDOWNS	
Troy Aikman	4,715	Tony Romo	247
Tony Romo	4,335	Dak Prescott	172
Dak Prescott	3,473	Troy Aikman	165
Roger Staubach	2,958	Danny White	155
Danny White	2,950	Roger Staubach	153
COMPLETIONS		COMPLETION PCT	
Troy Aikman	2,898	Dak Prescott	66.7%
Tony Romo	2,829	Tony Romo	65.3%
Dak Prescott	2,317	Troy Aikman	61.5%
Danny White	1,761	Danny White	59.7%
Roger Staubach	1,685	Roger Staubach	57.0%

★ YOU COMPLETE ME ★

Dak Prescott has showcased efficiency and accuracy to start 2023, as his 69.5 completion percentage is tied for fourth in the NFL:

NFL Completion Percentage Leaders- 2023

Player	Att	Comp	Comp%
Tua Tagovailoa, Mia	229	163	71.2%
Lamar Jackson, Bal	200	142	71.0%
Josh Allen, Buf	246	174	70.7%
Patrick Mahomes, KC	266	185	69.5%
Dak Prescott, Dal	190	132	69.5%
Kirk Cousins, Min	280	193	68.9%
Daniel Jones, NYG	151	104	68.9%
Geno Smith, Sea	188	129	68.6%

Prescott has completed over 80.0% of his passes in two games in 2023 (vs. NYJ; 81.6% and vs. NE; 82.4%), joining Josh Allen as the only two starting quarterbacks in 2023 with multiple games of a completion percentage at 80%-or-higher.

DAK PRESCOTT NOTES, CONT.

★ KEEPING IT ¹⁰⁰ ★

Dak Prescott has proven to be a threat with both his legs and his arm during his career. After throwing for 143 yards in the season-opening win at the New York Giants (9/10), Prescott eclipsed 25,000 career passing yards and joined Aaron Rodgers and Patrick Mahomes as the only three players in NFL history with 25,000 passing yards and 1,500 rushing yards in their first 100 career games.

Prescott is one-of-two quarterbacks in NFL history - Josh Allen - with 150 passing touchdowns and 25 rushing touchdowns in his first 100 career games.

Below are several stats from Prescott's career and where Prescott ranks among NFL quarterbacks through 103 career starts:

Dak Prescott QB Stats - NFL Rank Through 103 Starts

Stats	Total	Rank
Completions.....	2,317	5th
Completion Percentage.....	66.7%	8th
Passer Rating.....	97.4	9th
Passing Yards.....	26,276	9th
Passing Touchdowns.....	172	16th
Rush TDs by a QB.....	27	T-13th

★ THIRD DOWN DARLING ★

Dak Prescott's ability to make the play that extends the drive on third down should not be overlooked, as he posted a first down on 47.8% of his third down chances in 2022 - the third-highest third down conversion rate among NFL quarterbacks last season.

Prescott is fourth among all starting quarterbacks in 2023 with a 45.3% third down conversion rate:

Third Down Conversion Rate - 2023 NFL QBs *min. 25 third down chances*

Player	Att.	Conv.	1stD Pct
Jalen Hurts, Phi.....	83	40	48.2%
Patrick Mahomes, KC....	77	36	46.8%
Lamar Jackson, Bal.....	74	34	45.9%
Dak Prescott, Dal.....	64	29	45.3%
Tua Tagovailoa, Mia.....	59	26	44.1%

Third down chances include passing attempts, quarterback rushing attempts and sacks on third down plays this season.

★ QUICK DRAW DAK ★

Dak Prescott recorded an average time to throw of 2.11 seconds on his pass attempts in the Week 1 win over the N.Y. Giants (9/10) - per PFF, the fastest time among starting quarterbacks in Week 1. His overall 2.44 average release on pass attempts is seventh in the NFL in 2023:

Player	Avg Release	Player	Avg Release
Tua Tagovailoa, Mia.....	2.24	Brock Purdy, SF.....	2.39
Joe Burrow, Cin.....	2.26	Gardner Minshew, Ind..	2.41
Trevor Lawrence, Jax....	2.27	Dak Prescott, Dal.....	2.44
Mac Jones, NE.....	2.32	Deshaun Watson, Atl....	2.46

★ OUT OF POCKET ★

When escaping the pocket in the win at the LA Chargers in Week 6, Dak Prescott completed five-of-seven passes for 101 yards and 14.4 yards-per-attempt, all season-highs when throwing outside of the pocket. Overall in 2023, Prescott has the third-highest completion percentage (67.9%) in the NFL when throwing outside of the pocket:

Completion Percentage Out of the Pocket - NFL 2023

QB, Team	Comp	Att	Comp%
Jared Goff, Det.....	17	24	70.8%
Tua Tagovailoa, Mia.....	16	23	69.6%
Dak Prescott, Dal.....	19	28	67.9%
Lamar Jackson, Bal.....	20	30	66.7%
Joe Burrow, Cin.....	12	18	66.7%
Kirk Cousins, Min.....	17	26	65.4%

★ QB RATINGS AT 100.0 ★

Dak Prescott established the most games with a 100.0 passer rating by a quarterback in a season in team history with 11 in 2016. Prescott has three games with a 100.0 rating in 2023, and his 53 games with at least a 100.0 rating are second in team history:

Career 100.0 QB Rating Games - Cowboys History

Player	Games	Player	Games
Tony Romo.....	67	Roger Staubach.....	37
Dak Prescott.....	53	Danny White.....	33
Troy Aikman.....	44	Craig Morton.....	24

Prescott's 53 games with at least a 100.0 rating from 2016-23 are the second-most 100.0 rating games by a quarterback through eight seasons in NFL history:

100.0 QB Rating Games - First Eight Seasons

Player	Games	Seasons
Russell Wilson.....	65	2012-18
Dak Prescott.....	53	2016-23
Matt Ryan.....	49	2008-15
Patrick Mahomes.....	48	2018-23
Aaron Rodgers.....	48	2007-12
Ben Roethlisberger.....	47	2004-11

★ FOURTH QUARTER WINS ★

Since taking over as the Dallas Cowboys starting quarterback in 2016, Dak Prescott has engineered his share of fourth quarter wins for the club. Included in his 65 regular season wins as a starter are 20 occasions in which he led the team to victory when the club was tied or trailing in the fourth quarter or overtime. Prescott's 20 wins are the second-most by a Dallas signal caller:

4th Quarter/OT Wins - Cowboys

Quarterback	Wins	Quarterback	Wins
Tony Romo.....	24	Roger Staubach.....	13
Dak Prescott.....	20	Danny White.....	11
Troy Aikman.....	15		

Below is a look at each of Prescott's 20 games in which the game was tied or the team trailed in the fourth quarter to pull out the win and his fourth quarter/overtime stats:

Date	Opp	Score	Time Left	Att	Com	Yds	TD	Int	Final Score
9/18/16	@Was	20-23	15:00	7	6	66	0	0	27-23
10/30/16	PHI*	13-23	7:48	20	11	135	2	0	29-23
11/13/16	@Pit	29-30	0:42	11	10	83	0	0	35-30
12/1/16	@Min	7-9	14:11	4	2	26	1	0	17-15
12/18/16	TB	17-20	15:00	6	6	41	0	0	26-20
9/25/17	@Ari	14-14	14:45	3	3	94	1	0	28-17
12/10/17	@NYG	10-10	9:29	6	4	158	2	0	30-10
12/17/17	@Oak	17-17	6:30	6	5	82	0	0	20-17
12/31/17	@Phi	0-0	12:19	9	6	75	1	0	6-0
9/30/18	DET	23-24	2:17	11	7	99	0	0	26-24
11/11/18	@Phi	20-20	7:27	8	7	88	1	0	27-20
11/18/18	@Atl	19-19	1:52	6	4	45	0	0	22-19
12/9/18	PHI*	23-23	1:39	12	11	94	1	0	29-23
12/30/18	@NYG	28-32	3:21	10	5	78	1	0	36-35
9/20/20	Atl	24-36	15:00	21	13	182	1	0	40-39
9/19/21	@LAC	17-17	3:54	8	7	47	0	0	20-17
10/17/21	@NE*	29-29	7:53	5	5	71	1	0	35-29
12/11/22	Hou	20-23	3:20	7	6	79	0	0	27-23
12/24/22	Phi	27-34	9:59	10	7	127	1	0	40-34
10/16/23	@LAC	10-10	15:00	6	9	111	1	0	20-17

**italics indicate overtime and are reflected in the stats totals*

Amongst all NFL quarterbacks, Prescott is tied for the fifth-most game-winning drives from 2016-23:

Game-Winning Drives - NFL (2016-23)

Player	Drives	Player	Drives
Derek Carr.....	28	Dak Prescott.....	20
Kirk Cousins.....	24	Ryan Tannehill.....	20
Matthew Stafford.....	23	Ben Roethlisberger.....	20
Russell Wilson.....	23	Tom Brady.....	19

**Game Winning Drive = Fourth quarter drive that puts team ahead for the final time*

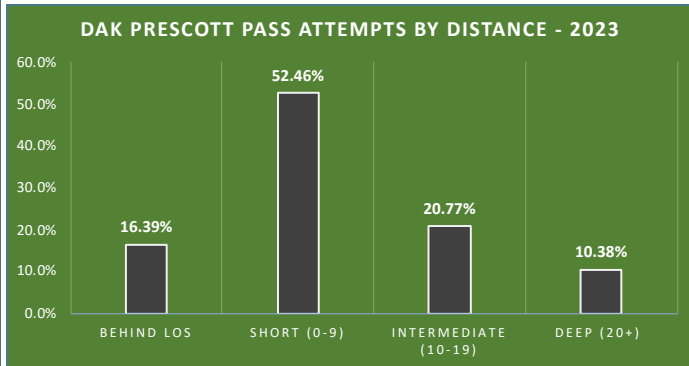
**4th Quarter Comeback = Offense overcomes a deficit to win the game*

Additionally, Prescott is 23-of-28 on pass attempts in overtime in his career, which at 82.1% is the second-highest completion percentage in overtime of any quarterback in Cowboys history, trailing only Troy Aikman (84.8%).

DAK PRESCOTT NOTES, CONT.

★ PASSING DEPTH CHART ★

Below is a chart that details Dak Prescott's attempts by distance for the 2023 season, per *Pro Football Focus*:



Outside Left	Between Numbers	Outside Right
2/5 45 1 TD, 0 INT 112.5 NFL	2/6 41 0 TD, 1 INT 18.8 NFL	4/8 108 1 TD, 0 INT 135.4 NFL
6/8 132 0 TD, 0 INT 116.7 NFL	6/14 131 0 TD, 1 INT 47 NFL	8/16 118 0 TD, 0 INT 74.5 NFL
18/22 115 3 TD, 0 INT 128 NFL	32/44 303 0 TD, 1 INT 81.9 NFL	25/30 190 0 TD, 1 INT 79.2 NFL
7/7 22 0 TD, 0 INT 79.8 NFL	14/15 88 1 TD, 0 INT 113.3 NFL	8/8 39 0 TD, 0 INT 87 NFL

Statistics: COM/ATT
YDS (YAC)

★ FOUR STAR RATING ★

Dak Prescott reached 1,500 pass attempts in the first week of 2019, qualifying him for the all-time NFL passing record books. Prescott ranks ninth in NFL annals in QB Rating, edging out Tony Romo (97.1) as the highest-rated passer in Cowboys history:

All-Time NFL Quarterback Rating

Player	Att	Cmp	Pct	Yds	TD	Int	Ratio	Rate
Patrick Mahomes	3,259	2,170	66.6	26,258	207	55	3.76	105.3
Aaron Rodgers	7,661	5,001	65.3	59,005	475	105	4.52	103.6
Deshawn Watson	2,025	1,351	66.7	16,324	115	44	2.61	101.1
Russell Wilson	5,432	3,513	64.7	42,082	321	102	3.15	100.1
Drew Brees	10,551	7,142	67.7	80,358	571	243	2.35	98.7
Jimmy Garoppolo	1,873	1,267	67.6	15,368	94	50	1.88	98.2
Kirk Cousins	5,146	3,442	66.9	39,197	268	110	2.44	98.0
Joe Burrow	1,762	1,197	67.6	13,004	89	35	2.54	97.7
Dak Prescott	3,473	2,317	66.7	26,276	172	69	2.49	97.4
Lamar Jackson	1,855	1,197	64.5	13,819	109	41	2.66	97.3



Prescott was awarded the Walter Payton Man of the Year Award for the 2022 season. Prescott was the fourth player in franchise history to win the award, joining Roger Staubach (1978), Troy Aikman (1997) and Jason Witten (2012). As the winner, Prescott received a \$250,000 donation to his Faith Fight Finish (FFF) Foundation, and he will wear a patch depicting the trophy on his uniform for the rest of his playing career.

★ ZERO TO 400, REAL QUICK ★

Dak Prescott has nine career 400-yard games, a franchise record and tied with Patrick Mahomes for the most by any passer since 2016:

Player	400-Yd Games
Patrick Mahomes	10
Dak Prescott	9
Kirk Cousins	7
Tom Brady	7

Prescott's nine 400-yard games are third by any passer in the first eight seasons of a career:

Player	Seasons	400-Yd Games
Dan Marino	1983-90	10
Patrick Mahomes	2018-23	10
Dak Prescott	2016-23	9
Matthew Stafford	2009-15	7

Dak Prescott Career 400-Yard Games

Opp, Date	Att	Com	Yards	W/L
vs. Cle, 10/4/20	58	41	502	L
at Sea, 9/27/20	57	37	472	L
vs. GB, 10/6/19	44	27	463	L
vs. Phi, 12/9/18	54	42	455	W
vs. Atl, 9/20/20	47	34	450	W
at NE, 10/17/21	51	31	445	W
at Det, 11/17/19	46	29	444	W
vs. NYG, 9/8/19	32	25	405	W
at TB, 9/9/21	58	42	403	L

Prescott is the only quarterback in Cowboys history to pass for 400 yards in consecutive games, and his three-game streak is tied with Ryan Fitzpatrick (2018) for the longest streak in NFL history.

Prescott set an NFL record by passing for at least 450 yards in three straight games (vs. Atl, 9/20/20 - vs. Cle, 10/4/20), surpassing Jameis Winston (two game streak in 2019):

Prescott's 1,424 yards over the three-game stretch (vs. Atl, 9/20/20 - vs. Cle, 10/4/20) are the most by any NFL quarterback over a three-game stretch in league history.

★ PRESCOTT TARGETS ★

In 2023 Dak Prescott has completed 132-of-190 passes for 1,333 yards, six touchdowns and four interceptions. Below is a breakdown of Prescott's targets by position and player in 2023:

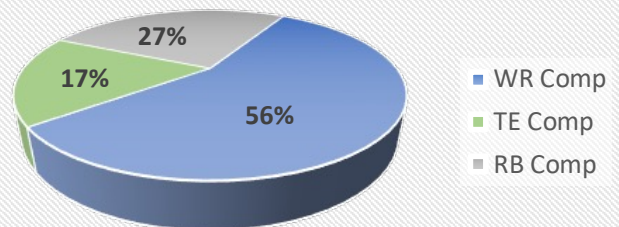
Position Breakdown

Comp.	Yds	TD	Comp.	Yds	TD
WR..... 74	883	3	RB..... 35	256	1
TE..... 23	194	2			

Player Breakdown by Completions

Player	Com	Yds	TD	Player	Com	Yds	TD
C. Lamb..... 34	475	1	J. Tolbert..... 5	51	0		
T. Pollard..... 25	176	0	R. Dowdle..... 5	50	1		
J. Ferguson... 21	190	1	D. Vaughn..... 4	18	0		
M. Gallup..... 17	197	0	L. Schoonmaker 1	1	1		
B. Cooks..... 13	109	1	P. Hendershot.. 1	3	0		
K. Turpin..... 5	51	1	H. Luepke..... 1	12	0		

Dak Prescott 2023 Completions by Position



CEEDEE LAMB NOTES



Career Statistics

294

Receptions

**most by Cowboys player through 55 games*

3,871

Receiving Yards

**second-most by Cowboys player through 55 games*

4

Games with 10-Plus Catches

**most in a Cowboys player's first four seasons*



★ NO SILENCING THIS LAMB ★

CeeDee Lamb started his Cowboys career loudly, passing Bob Hayes (46) and establishing a franchise record for the most receptions by a Cowboys rookie (74). He finished with the third-most receptions in a season in team history in 2022 (107), and Lamb's 294 career receptions are the most by a Cowboy through 55 career games:

Most Receptions by a Cowboy in First 55 Career Games

Player	Seasons	Rec
CeeDee Lamb	2020-23	294
Dez Bryant.....	2010-13	268
Jason Witten.....	2003-06	219
Herschel Walker.....	1986-89	211

★ CEEDEE'S BIG PLAYS ★

CeeDee Lamb is no stranger when it comes to big plays. After tying for third in the NFL with 24 big play receptions in 2022, Lamb has reeled in 10 receptions of 20-plus yards in 2023, which is 10th in the NFL:

20-Plus Yard Reception Leaders - NFL 2023

Player	Rec	Player	Rec
Puka Nacua, LAR.....	15	Nico Collins, Hou.....	13
A.J. Brown, Phi.....	14	DJ Moore, Chi.....	13
Tyreek Hill, Mia.....	14	Keenan Allen, LAC.....	11
Justin Jefferson, Min.....	14	George Pickens, Pit.....	11
Josh Reynolds, Det.....	14	CeeDee Lamb, Dal.....	10

Ten of Lamb's 34 receptions have been 20-or-more yards. Out of receivers with at least 25 receptions in 2023, Lamb's big play reception percentage of 29.4% is sixth among NFL wide receivers:

★ ON THE LAMB ★

CeeDee Lamb quickly rose to the No. 1 receiver spot for the Dallas Cowboys. Lamb recorded five 100-yard receiving games in 2022 and has two 100-yard performances in 2023, giving him 12 for his career:

CeeDee Lamb Career 100-Yard Rec Games

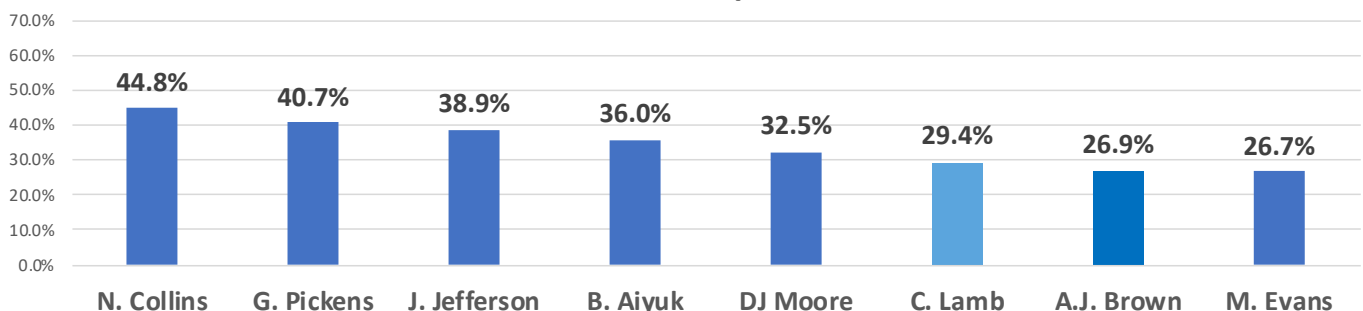
Opp, Date	Rec Yds
at GB, 11/13/22	150
at NE, 10/17/21	149
vs. NYJ, 9/17/23	143
at Jax, 12/18/22.....	126
vs. NYG, 10/11/20.....	124
vs. Phi, 12/24/22.....	120
at LAC, 10/16/23.....	117
at Min, 10/31/21.....	112
vs. Atl, 9/20/20.....	106
vs. NYG, 11/24/22.....	106
at TB, 9/9/21.....	104
at Ten, 12/29/22.....	100

Lamb's 12 career 100-yard receiving games are tied for the second-most 100-yard games by a Cowboys player through 55 career contests:

Most 100-Yard Receiving Games Through 55 Career Games Cowboys History

Player	100-Yd Gms	Player	100-Yd Gms
Bob Hayes.....	16	Dez Bryant.....	9
Michael Irvin.....	12	Drew Pearson.....	9
CeeDee Lamb.....	12	Miles Austin.....	8

20+ Yd Reception Percentage - NFL 2023
min. 25 receptions



CEEDEE LAMB NOTES, CONT.

★ CEEDEE'S BREAKDOWN ★

Below is a chart detailing CeeDee Lamb's receptions in 2023, *Pro Football Focus*:

Outside Left	Between Numbers	Outside Right
2/2 (0) 95.0 45 (2) 1 TD, 0 INT 158.3 NFL	1/1 (0) 91.0 20 (0) 0 TD, 0 INT 118.8 NFL	0/0 (0) 95.5 0 (0) 0 TD, 0 INT
2/2 (0) 92.2 70 (41) 0 TD, 0 INT 118.8 NFL	3/5 (1) 76.3 83 (44) 0 TD, 0 INT 104.2 NFL	5/9 (0) 91.7 75 (4) 0 TD, 0 INT 83.1 NFL
2/2 (0) 73.7 18 (9) 0 TD, 0 INT 104.2 NFL	7/7 (0) 86.0 66 (20) 0 TD, 0 INT 106 NFL	4/6 (0) 83.6 25 (14) 0 TD, 0 INT 75 NFL
2/2 (0) 75.5 10 (14) 0 TD, 0 INT 87.5 NFL	3/3 (0) 62.2 8 (19) 0 TD, 0 INT 79.2 NFL	1/1 (0) 60.5 0 (1) 0 TD, 0 INT 79.2 NFL

Statistics: REC/TOT (Drops)
YDS (YAC)

★ CEEDEE'S TDs ★

CeeDee Lamb reeled in his first touchdown grab of 2023 against New England (10/1). It was Lamb's 21st career touchdown reception, the fourth-most touchdown receptions in a Cowboys player's first four seasons:

Most Receiving Touchdowns In First Four Seasons

Cowboys History			
Player	Rec TD	Player	Rec TD
Bob Hayes	45	Michael Irvin	20
Dez Bryant	40	Terrance Williams	20
Tony Hill	24	Alvin Harper	18
CeeDee Lamb	21	Drew Pearson	18

★ SLOT MACHINE ★

CeeDee Lamb proved to be elusive when lining up as a slot receiver in 2022. Lamb's 867 yards out of the slot were first in the NFL in 2022. Lamb once again sits near the top of the NFL with 211 receiving yards out of the slot, seventh in 2023:

NFL Reception Leaders When Lining Up in The Slot - 2023

Player	Targets	Rec.	Rec. Yds
Christian Kirk, Jax	38	30	354
Adam Thielen, Car	41	34	351
Keenan Allen, LAC	33	24	285
Josh Downs, Ind	35	24	282
Amon-Ra St. Brown, Det	33	26	270
Tyreek Hill, Mia	24	17	253
CeeDee Lamb, Dal	21	15	211
Ja'Marr Chase, Cin	27	23	203

★ SLOT VS. WIDE OUT ★

CeeDee Lamb has been a versatile weapon in his first three seasons, splitting time at both slot receiver and on the outside. Lamb led the NFL in receiving yards out of the slot (867) in 2022, and in 2023 he ranks seventh in the league with 211 yards out of the slot.

Below are Lamb's stats in 2023 when lining up in the slot position compared to lining up on the outside:

CeeDee Lamb - 2023	
Slot	Outside
Routes: 133	Routes: 62
Targets: 21	Targets: 21
Receptions: 15	Receptions: 19
Receiving Yards: 211	Receiving Yards: 264
TD: 0	TD: 1

★ CATCH ME IF YOU CAN ★

CeeDee Lamb reeled in 11 receptions against the N.Y. Jets (9/17), giving him four career games with double-digit catches. He is the first player in Cowboys history with four games of 10-plus catches in his first four seasons. Below are Lamb's four career games with 10-plus receptions:

CeeDee Lamb Games with 10-Plus Receptions

Opp/Date	Rec.	Yds
NYJ, 9/17/23	11	143
@GB, 11/13/22	11	150
@Ten, 12/29/22	11	100
Phi, 12/24/22	10	120

Lamb's three regular season games with 10-or-more receptions in 2022 tied Jason Witten (2010) and Michael Irvin (1995) for the most 10-catch games in a season in team history.

Lamb is also one-of-seven NFL receivers with at least three games of 10-plus receptions and 100 receiving yards since the start of 2022:

Most Games with 10 Rec, 100 Yds - NFL 2022-23

Player	Games	Player	Games
Justin Jefferson, Min	7	Ja'Marr Chase, Cin	4
Tyreek Hill, Mia	5	Cooper Kupp, LAR	3
CeeDee Lamb, Dal	4	Davante Adams, LV	3
Stefon Diggs, Buf	4		

Lamb's four games with at least 10 receptions and 100 receiving yards are tied with Miles Austin for fourth in franchise history:

Most Games with 10 Rec, 100 Yds - Cowboys History

Player	Games	Player	Games
Michael Irvin	7	CeeDee Lamb	4
Jason Witten	6	Miles Austin	4
Amari Cooper	5	Dez Bryant	3

★ RECEPTION PERCENTAGE ★



★ YOUNG LAMB ★

CeeDee Lamb established himself as a top-tier wide receiver in 2022. He was the third Cowboys player with 100 receptions in a season and by far the youngest player in franchise history (23) to surpass 100 receptions in a season:

Youngest Players with 100 Receptions - Cowboys History

Player, Season	Rec.	Age
CeeDee Lamb, 2022	107	23
Michael Irvin, 1995	111	29
Jason Witten, 2012	110	30

Lamb was also one-of-nine players - 11th instance - in the last 15 years to record 100 receptions at 23 years-or-younger.

TONY POLLARD NOTES



2023 Stats (NFL RB Rank)

20.2 Touches-Per-Game (6th)
25 Receptions (5th)
81 Carries (9th)
91.0 Scrimmage YPG (7th)

★ CAN'T TOUCH THIS ★

Tony Pollard led the Cowboys with 1,007 rushing yards on 193 carries (5.2 avg.) while adding 39 receptions for 371 yards in 2022. Pollard's 5.9 yards-per-touch led all NFL running backs in 2022 - min. 150 touches.

In 2023, Head Coach Mike McCarthy has relied on Pollard to be the Cowboys workhorse out of the backfield. Pollard is averaging 20.2 touches-per-game, sixth among NFL running backs:

Offensive Touches-Per-Game - 2023

Player	Touch/Gm	Player	Touch/Gm
Christian McCaffrey, SF	21.6	Kenneth Walker, Sea	20.3
Travis Etienne Jr, Jax	21.6	Tony Pollard, Dal	20.2
Zack Moss, Ind	21.5	Joe Mixon, Cin	18.7
Josh Jacobs, LV	20.6	Kyren Williams, LAR	18.3

Pollard's 121 touches are the most by a Cowboys player through the first six games of a season since Ezekiel Elliott had 133 touches in the first five contests in 2020.

Pollard is seventh among NFL running backs with 91.0 scrimmage yards-per-game. Pollard has totaled 100 scrimmage yards in three games in 2023 (NYJ, 9/17; at Ari, 9/24; at LAC, 10/16), giving him 15 career games with 100-plus scrimmage yards.

★ KEEP IT ¹⁰⁰ PART 2 ★

Tony Pollard recorded his first 100-yard rushing game of the season last week at Arizona (9/24). Pollard has seven career games with 100-plus rushing yards, 10th all-time among Cowboys running backs:

Opp, Date	Att.	Rush Yds
vs. LAR, 12/15/19	12	131
vs. Chi, 10/30/22	14	131
at Ari, 9/24/23	23	122
at GB, 11/13/22	22	115
at LAC, 9/19/21	13	109
at NYG, 9/26/22	13	105
vs. Mia, 9/22/19	13	103

★ COMPLETE BACK ★

Tony Pollard is asked to play a pivotal role in pass protection, picking up blitzers and helping combat opposing rushers. Pollard has improved each season as his workload as a pass protector increases. In 2023 Pollard's 98.6% pass block efficiency is the highest of his career, per *Pro Football Focus*:

Year	Pass Blk Snps	Eff%	Year	Pass Blk Snps	Eff%
2023	38 (t-6th)	98.6%	2020	39 (t-40th)	94.7%
2022	62 (22nd)	94.2%	2019	9 (t-99th)	87.5%
2021	39 (47th)	87.5%			

★ BIG PLAY WAITING TO HAPPEN ★

Tony Pollard is no stranger to explosive plays, even before he became the Cowboys No. 1 back in 2023. Since 2020 Pollard has tallied five touchdown runs of 40-plus yards, tied for the most in the NFL in that span:

Most 40-Plus Yard Rushing TDs - 2020-23

Player	40-Yd TD	Player	40-Yd TD
Tony Pollard, Dal	5	Derrick Henry, Ten	5
Jonathan Taylor, Ind	5	Nick Chubb, Cle	4

Since the start of 2022, Pollard has 12 rushes of 20-plus yards, tied with Christian McCaffrey and Travis Etienne Jr. for fourth in the NFL during that span:

Most 20-Yard Rushes - NFL 2022-23

Player	20-Yd Rsh	Player	20-Yd Rsh
Nick Chubb, Cle	14	Tony Pollard, Dal	12
Kenneth Walker,	14	Christian McCaffrey, SF	12
Derrick Henry, Ten	13	Travis Etienne Jr., Jax	12

★ LOWERING THE SHOULDER ★

While being known for his quick and elusive running style, Tony Pollard has been efficient for Dallas in short yardage situations. On third/fourth down and one, Pollard has converted for a first down on five out of seven rushing attempts (71.4%). Pollard's 71.4% first down conversion rate on third/fourth down and one is sixth among running backs:

3rd/4th and 1 Rushing Conversion Pct. - 2023 NFL RBs min. six attempts

Player	Att.	Conv.	Pct%
Christian McCaffrey, SF	8	7	87.5%
Kyren Williams, LAR	8	7	87.5%
David Montgomery, Det	6	5	83.3%
Tony Pollard, Dal	7	5	71.4%
Rhamondre Stevenson, NE	7	5	71.4%
Zack Moss, Ind	10	7	70.0%



OFFENSIVE NOTES

★ THIRD DOWN SUCCESS ★

Dallas has been exceptional on third down to start the 2023 season. The Cowboys are fourth in the NFL with a 47.7% third down conversion rate:

Third Down Conversion Percentage - NFL 2023

Team	3DAtt	3DConv.	3DPct
Kansas City.....	92	45	48.9%
Philadelphia.....	99	48	48.5%
Buffalo.....	87	42	48.3%
Dallas.....	86	41	47.7%
Baltimore.....	95	44	46.3%
LA Rams.....	99	44	44.4%

Below is a breakdown of the Cowboys third down conversions by distance in 2023:

3rd & Short (<4 Yds)	3rd & Med (4-6 Yds)	3rd & Long (>6 Yds)	3rd & 10+
17-27 (63.0%)	14-24 (58.3%)	10-35 (28.6%)	3-17 (17.6%)
Rank: t-12th	Rank: 7th	Rank: 8th	Rank: 13th

★ OFFENSIVE ADJUSTMENTS ★

Coming out of halftime, the Cowboys have scored on five-of-six offensive possessions in 2023, an 83.3% scoring efficiency on the first drive of the second half that is tied for first in the NFL:

Scoring Efficiency on First Possession of Second Half - 2023

Team	Poss	TDs	FGs	Scores	Score%
Dallas.....	6	1	4	5	83.3%
Green Bay.....	6	4	1	5	83.3%
Pittsburgh.....	6	1	3	4	66.7%
Arizona.....	7	3	1	4	57.1%
Buffalo.....	7	3	1	4	57.1%
Indianapolis.....	7	2	2	4	57.1%
Kansas City.....	7	3	1	4	57.1%
LA Rams.....	7	2	2	4	57.1%
Philadelphia.....	7	2	2	4	57.1%

★ FAST AND FURIOUS STARTS ★

Dallas is at its best when starting off fast, as the Cowboys have won all four games in 2023 when leading at halftime and lost both games when trailing at the break. Dating back to 2022, Dallas is 12-1 (.923) when leading at halftime and 4-5 when trailing at the break.

The Cowboys are also averaging 16.5 points in the first half in 2023, the third highest first half scoring average in the NFL this season:

First Half Scoring Average - NFL 2023

Team	Pts/1H	Team	Pts/1H
Miami.....	19.1	San Francisco.....	16.1
Kansas City.....	17.9	LA Chargers.....	15.5
Dallas.....	16.5	Baltimore.....	14.9

★ TAKE CARE (FT. COWBOYS) ★

One portion of Dallas' complementary football formula is its ability to take care of the ball on offense. The Cowboys are tied for fourth in the NFL with six giveaways in 2023.

Dallas' six giveaways in 2023 are tied for the third-fewest turnovers through six games in any season in franchise history:

Fewest Turnovers Through Six Games - Cowboys History

Season	TO	Season	TO
2022.....	5	2023.....	6
2016.....	5	2018.....	6

★ SUSTAINING SUCCESS ★

Due to a high third down conversion rate, the Cowboys have sustained long drives in 2023. After finishing with the 17th-most 10-play drives (31) in 2022, Dallas is tied for the league lead with 19 different 10-play drives in 2023 and have cashed in for points on all but two of those 10-play drives:

Most 10-Play Drives - NFL 2023

Team	10-Play Dr	TDs	FGs	Tot Scores	Efficcy
Dallas.....	19	6	11	17	89.5%
Philadelphia.....	19	7	10	17	89.5%
Kansas City.....	17	6	7	13	76.5%
N.Y. Giants.....	17	2	5	7	41.2%
Las Vegas.....	17	5	8	13	76.5%

The Cowboys have scored on 27 possessions in 2023. On scoring drives, Dallas is averaging 9.85 plays-per-drive, the second-most plays-per-scoring drive in the NFL this season:

Plays-Per-Scoring Drive - NFL 2023

Team	Avg. Plys	Team	Avg. Plys
Las Vegas.....	9.91	Carolina.....	9.37
Dallas.....	9.85	LA Rams.....	9.34
Philadelphia.....	9.43	Atlanta.....	9.29

★ YAC ATTACK ★

In 2023 the Dallas Cowboys have put an emphasis on distributing the ball quickly to their playmakers in space. According to TruMedia, the Dallas Cowboys have the sixth-fewest air yards-per-attempt (6.9) in the NFL this season:

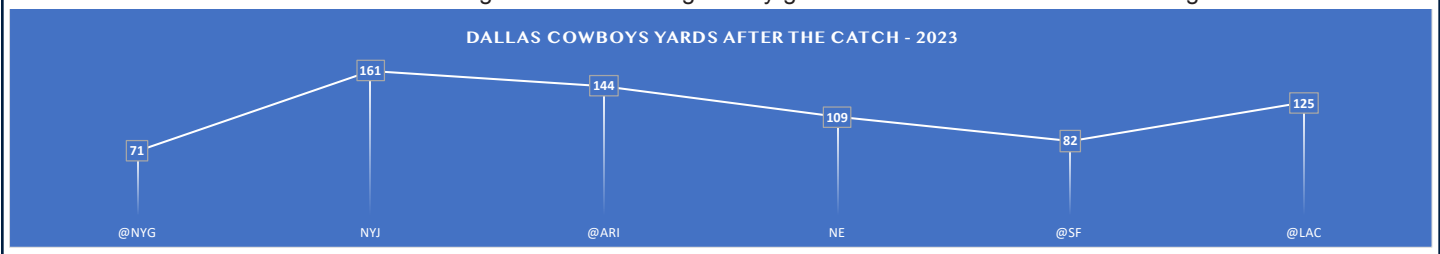
Fewest Air Yards-Per-Attempt - NFL 2023

Team	Att	Air Yds	AY/Att
Cincinnati.....	233	1,440	6.2
Kansas City.....	272	1,835	6.7
Chicago.....	205	1,383	6.7
Detroit.....	256	1,754	6.9
Jacksonville.....	243	1,674	6.9
Dallas.....	195	1,350	6.9

Due to short passes, Cowboys pass catchers have made up for it with yards after the catch. Dallas is averaging 5.09 yards after the catch per reception, 13th in the NFL.

★ YARDS AFTER THE CATCH - GxG ★

Head Coach Mike McCarthy's West Coast principles have shown up early in 2023. After ranking 24th in yards after the catch in 2022, Dallas is 15th in the NFL with 692 YAC during 2023. Below is a game-by-game breakdown of Dallas' YAC during 2023:



OFFENSIVE NOTES, CONT.

★ AHEAD OF THE CHAINS ★

The Dallas Cowboys have avoided negative plays at a high rate in 2023. According to TruMedia, the Cowboys have recorded 124 plays this season where they had zero or negative yards (including incompletions), tied for the sixth-lowest in the NFL.

Dallas has recorded zero or negative yards on 31.6% of its snaps this season, good for ninth in the league per TruMedia:

Zero or Negative Yard Play Percentage - NFL 2023

Team	Snaps	Neg0Plys	Neg0Ply%
Buffalo	442	121	27.4%
Philadelphia	496	136	27.4%
Baltimore	447	125	28.0%
San Francisco	426	122	28.6%
Miami	422	130	30.8%
Chicago	440	136	30.9%
LA Chargers	390	121	31.0%
Kansas City	465	146	31.4%
Dallas	392	124	31.6%
Detroit	472	150	31.8%

★ POINTS OFF TAKEAWAYS ★

The Cowboys defense is tied for fifth in the NFL with 12 takeaways in 2023. Dak Prescott and the Dallas offense have capitalized on those takeaways, as the Cowboys are tied for fifth in the NFL with 38 points off 12 takeaways:

Most Points Off Takeaways - 2023 NFL

Team	Takeaways	Points	Pct of Tot Pts Scored on TAs
Buffalo	14	48	24.2%
Jacksonville	16	48	27.7%
N.Y. Jets	13	44	38.9%
Pittsburgh	12	43	41.7%
Dallas	12	38	24.7%
Detroit	9	38	21.8%
Miami	7	38	15.8%

★ 40-BURGER ★

Dallas is no stranger when it came to lighting up the scoreboard in 2023, as it ranks fourth in points-per-game (31.0). The Cowboys scored at least 40 points in four games in 2022 - most in the NFL - and scored 40 points in the season-opening shutout win at the New York Giants (9/10):

Dallas Cowboys 40-Point Games - 2022-23

Opp, Date	Score
vs. Chi, 10/30/22	49-29
at Min, 11/20/22	40-3
vs. Ind, 12/4/22	54-19
vs. Phi, 12/24/22	40-34
at NYG, 9/10/23	40-0

Since Head Coach Mike McCarthy arrived in 2020, the Cowboys have the most 40-point outings (12 games) among NFL teams. Ten of those 12 40-point games came from 2021-23:

Most 40-Point Games - NFL 2020-23

Team	40+ Gms	Player	40+ Gms
Dallas	12	Tampa Bay	7
Kansas City	8	Green Bay	6
Buffalo	8		

★ JUST KEEP RUNNING ★

In 2023 Dallas is 10th in rushing with 119.7 rushing yards-per-game. Below are the Cowboys carries by direction in 2023 and the NFL average in parentheses:

Dallas Cowboys Rushing By Location in 2023

Direction	Dallas	NFL Avg.
Left	48	63
Middle	74	52
Right	60	60

★ OFFENSIVE LINE SHUFFLE ★

The chart below shows the average age and experience of the Cowboys expected offensive line going into Week 1 versus the starting combination in each week of the season:

Expected Offensive Line Entering 2023 Season

	LT	LG	C	RG	RT
Tyron Smith		Tyler Smith	T. Biadasz	Z. Martin	T. Steele
Age	32	22	25	32	26
Exp.	13	2	4	10	4

Avg. Age - 27.4 years

Avg. Exp.- 6.6 years

Offensive Line in Week 1 at N.Y. Giants

	LT	LG	C	RG	RT
Tyron Smith		C. Edoga	T. Biadasz	Z. Martin	T. Steele
Age	32	26	25	32	26
Exp.	13	5	4	10	4

Avg. Age - 28.2 years

Avg. Exp.- 7.2 years

Offensive Line in Week 2 vs. N.Y. Jets

	LT	LG	C	RG	RT
Tyron Smith		C. Edoga	T. Biadasz	Z. Martin	T. Steele
Age	32	26	25	32	26
Exp.	13	5	4	10	4

Avg. Age - 28.2 years

Avg. Exp.- 7.2 years

Offensive Line in Week 3 at Arizona

	LT	LG	C	RG	RT
C. Edoga		Tyler Smith	B. Hoffman	T.J. Bass	T. Steele
Age	26	22	24	24	26
Exp.	5	2	1	R	4

Avg. Age - 24.4 years

Avg. Exp.- 2.6 years

Offensive Line in Week 4 vs. New England

	LT	LG	C	RG	RT
C. Edoga		Tyler Smith	T. Biadasz	Z. Martin	T. Steele
Age	26	22	25	32	26
Exp.	5	2	4	10	4

Avg. Age - 26.2 years

Avg. Exp.- 5.0 years

Offensive Line in Week 5 at San Francisco

	LT	LG	C	RG	RT
Tyron Smith		Tyler Smith	T. Biadasz	Z. Martin	T. Steele
Age	32	22	25	32	26
Exp.	13	2	4	10	4

Avg. Age - 27.4 years

Avg. Exp.- 6.6 years

Offensive Line in Week 6 at LA Chargers

	LT	LG	C	RG	RT
Tyron Smith		Tyler Smith	T. Biadasz	Z. Martin	T. Steele
Age	32	22	25	32	26
Exp.	13	2	4	10	4

Avg. Age - 27.4 years

Avg. Exp.- 6.6 years

★ TIME OF POSSESSION ★

Part of Mike McCarthy's complementary football formula is dominating the time of possession. The Cowboys held the ball for 42:15 against the N.Y. Jets (9/17), the second-highest mark for a non-overtime, regular season game in franchise history. The only higher time of possession for a Cowboys non-overtime game was in 1983 against Philadelphia (10/16, 43:43).

In 2023, Dallas is averaging 31:53 in time of possession, good for sixth in the NFL this season:

Time of Possession Leaders - NFL 2023

Team	TOP	Team	TOP
Philadelphia	34:34	New Orleans	32:09
Cleveland	33:25	Dallas	31:53
Detroit	32:46	San Francisco	31:40
Kansas City	32:26	Carolina	31:34

SECONDARY NOTES



2023 PASS DEFENSE STATS

8

Interceptions
(T-3rd)

76.5

Passer Rating Against
(4th)

177.0

Net Passing Yards/Game
(3rd)

★ NOT SO BLAND ★

The Dallas Cowboys selected cornerback DaRon Bland in the fifth round (167th overall) of the 2022 NFL Draft. As a rookie, Bland filled in as a starter at both nickel corner and outside corner due to injuries. Bland stepped up for the Dallas secondary, tying for second among NFL rookies with five interceptions, and his five picks were the most by a Cowboys rookie since 2002 (Roy Williams and Derek Ross).

Bland is up to the task once again in 2023, as he was thrust into the starting outside cornerback role when All-Pro corner Trevon Diggs was lost to a season-ending knee injury.

Bland is tied for second in the NFL with three interceptions in 2023. He also has more interceptions (eight) than any other player since entering the league in 2022:

Interceptions - NFL 2022-23			
Player	INT	Player	INT
DaRon Bland, Dal	8	Talanoa Hufanga, SF	6
Jessie Bates III, Cin/Atl	7	Patrick Peterson, Min/Pit	6
Minkah Fitzpatrick, Pit	6	Justin Simmons, Den	6
C.J. Gardner-Johnson, Det	6	Riq Woolen, Sea	6
Tashaun Gipson Sr, SF	6	Levi Wallace, Pit	6
Andre Cisco, Jax	6		

★ NOT JUST ONE ★

In his young career, DaRon Bland has two games with multiple interceptions (vs. Indianapolis, 12/4/22 and vs. New England, 10/1/23). Bland is one-of-four players in franchise history with two multi-interception games in his first two seasons:

Most Multi-Interception Games in First Two Seasons Cowboys History			
Player	Games	Player	Games
Everson Walls, 1981-82	5	Trevon Diggs, 2020-21	2
Mike Gaechter, 1962-63	2	DaRon Bland, 2022-23	2

★ GILLY LOCK ★

The Dallas Cowboys added a lockdown corner when they traded a 2023 fifth round pick to the Colts for the former 2019 NFL Defensive Player of the Year, Stephon Gilmore, who has added a veteran presence to the Dallas secondary.

Gilmore has two interceptions in 2023 and has 31 picks in his career, the fifth-most among active players.

NFL Pass Defense Leaders - Active Players

Interceptions	Pass Breakups
1. Patrick Peterson (35)	1. Darius Slay (139)
2. Harrison Smith (34)	2. Stephon Gilmore (133)
3. Tashaun Gipson Sr. (33)	3. Patrick Peterson (117)
Marcus Peters (32)	4. Kareem Jackson (109)
5. Stephon Gilmore (31)	5. James Bradberry (101)

★ LOOK AWAY ★

Dallas is tied for third in the NFL with eight interceptions and tied for sixth with 32 pass breakups. Opposing quarterbacks have struggled against the Cowboys secondary, as Dallas' 76.5 opposing passer rating ranks fourth in the NFL.

When targeted before his season-ending injury in Week 3, Diggs allowed a passer rating of 1.0. Second-year corner DaRon Bland has stepped right in, and when targeted has allowed a passer rating of 22.7, good for third in the league:

Passer Rating Against (min. 100 coverage snaps) - 2023			
Rnk Player, Team	Tgt	INT	PsRtingAg
1. Joey Porter Jr, Pit	10	1	0.0
2. Jaylon Johnson, Chi	23	2	22.2
3. DaRon Bland, Dal	27	3	22.7
4. DJ Turner II, Cin	15	0	42.4
5. Martin Emerson Jr., Cle	22	1	47.7
6. Ahkello Witherspoon, LAR	35	2	51.7
7. Jeff Okudah, Atl	16	0	52.6
8. Troy Hill, Car	22	1	56.8

★ TO THE HOUSE ★

DaRon Bland is one-of-three players with three interceptions in 2023. Bland returned two of his interceptions for touchdowns, becoming the third corner in Cowboys history with multiple pick-sixes in the same season, joining Trevon Diggs (two) in 2021 and Larry Brown (two) in 1995.

Along with being tied for the league lead in interceptions (three), Bland is the only player in the NFL this season with two pick-sixes. He is also one-of-seven players in the last decade to record multiple pick-sixes in his first two seasons:

Most Pick-Sixes in First Two Seasons - 2014-23			
Player, Seasons	INT TD	Player, Seasons	INT TD
Eddie Jackson, Chi	3	Desmond King, LAC	2
DaRon Bland, Dal	2	Deion Jones, Atl	2
Trevon Diggs, Dal	2	Marcus Peters, KC	2
Minkah Fitzpatrick, Mia/Pit	2		

★ JACK OF ALL TRADES ★

After playing primarily as a nickel corner in 2022, Bland was forced to move to the outside in Week 3 after Trevon Diggs suffered a season-ending knee injury. Below are his snap counts when lining up in the secondary, per PFF (does not include special teams or lining up in the box):

	NCB	CB	S	Total
Week 1 at NYG	47	1	0	48
Week 2 vs. NYJ	24	0	0	24
Week 3 at ARI	2	47	0	49
Week 4 vs. NE	3	40	0	43
Week 5 at SF	1	55	0	56
Week 6 at LAC	0	68	0	68

MICAH PARSONS NOTES



BY THE NUMBERS

31.5

Career Sacks
*sixth in the NFL since 2021

186

Career Pressures
*third in the NFL since 2021, per PFF

21.0

Pressure Percentage
*leads all edge defenders since 2021



2023 DALLAS COWBOYS

★ THE LIONBACKER ★

Micah Parsons proved to be explosive off the edge in his first two seasons with Dallas. Parsons led the NFL with 90 quarterback pressures and a league high 19.3% pressure percentage in 2022.

Parsons has not slowed down in 2023. His 37 pressures are third in the NFL. He has also pressured quarterbacks on 19.1% of his pass rushes, second among all NFL defenders behind Bryce Huff (28.3%).

Quarterback Pressures, PFF 2023

Player	Pressures	Ps Rush	Prsr%
Maxx Crosby, LV	43	254	16.9%
Aidan Hutchinson, Det	42	289	14.5%
Micah Parsons, Dal	37	193	19.1%
Chase Young, Was	35	218	16.1%
Nick Bosa, SF	35	243	14.4%
Bryce Huff, NYJ	34	120	28.3%

NFL Next Gen Stats clocked Parsons at an average pass rush get-off of 0.57 seconds against the N.Y. Jets (9/17) – the fastest of any player in a game over the last two years.

Parsons also led all NFL players in Week 4 with 10 pressures in the win over New England (10/1).

★ BEWARE OF THE LION ★

Micah Parsons is one of the game's top pass rushers, and he led the league in pass rush win rate (30%) in 2022. Through six games in 2023, Parsons is fifth in the NFL in pass rush win rate (29.2%), which occurs when a defender beats his block in less than 2.5 seconds:

Pass Rush Win Rate - NFL 2023

Rk	Player, Team	Wins	Plays	PRWR
1.	Boye Mafe, Sea	24	77	31.2%
2.	Myles Garrett, Cle	24	78	30.8%
3.	Will Anderson Jr., Hou	29	97	29.9%
4.	Bradley Chubb, Mia	32	109	29.4%
5.	Micah Parsons, Dal	28	96	29.2%
6.	Brian Burns, Car	18	67	26.9%
7.	Haason Reddick, Phi	33	124	26.6%
8.	Leonard Floyd, Buf	21	85	24.7%

*A pass rush win occurs when a defender beats his block in less than 2.5 seconds.

★ THE LION IS ALWAYS HUNGRY ★

Micah Parsons was on the prowl for opposing quarterbacks in his first two seasons with the Dallas Cowboys, finishing with 13.0 sacks as a rookie and 13.5 sacks in 2022, good for seventh in the NFL. In 2023 Parsons is tied for 16th in the NFL with 5.0 sacks:

Parsons' career sack total is up to 31.5, tied with Myles Garrett for the eighth-most sacks in a NFL player's first 39 career games since sacks became official in 1982:

Most Sacks Through 39 Career Games Since 1982

Player/Team	Seasons	Sacks
Reggie White, Phi	1985-87	48.0
Aldon Smith, SF	2011-13	40.0
Derrick Thomas, KC	1989-91	36.5
Shawne Merriman, SD	2005-07	36.5
Von Miller, Den	2011-13	35.0
Anthony Smith, Oak	1991-93	34.5
Jevon Kearse, Ten	1999-01	32.0
Micah Parsons, Dal	2021-23	31.5
Myles Garrett, Cle	2017-19	31.5
Leslie O'Neal, SD	1986-90	31.0

With 2.0 sacks against the N.Y. Jets (9/17), Parsons has 10 career games with 2.0-plus sacks. He is one-of-four players with 10 games of 2.0-or-more sacks in a player's first 39 career contests since 1982:

Most Games with 2.0 Sacks Through 39 Career Games Since 1982

Player/Team	2.0-Sack Gms	Seasons
Reggie White, Phi	14	1985-87
Aldon Smith, SF	11	2011-13
Shawne Merriman, SD	11	2005-07
Micah Parsons, Dal	10	2021-23

★ THE PARSONS GAMBIT ★

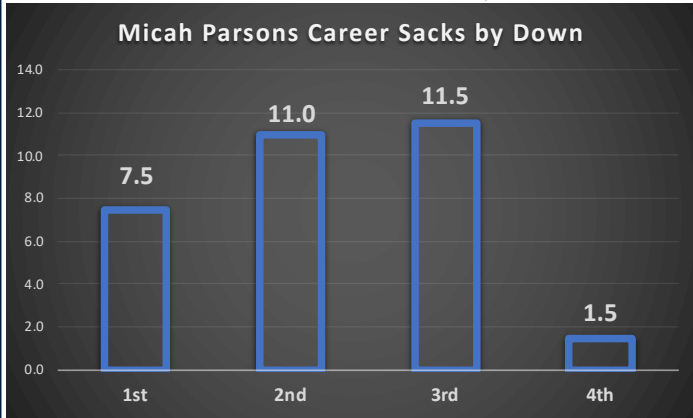
Micah Parsons is one of the most versatile players in the NFL. The Cowboys have continued to move Parsons around the defense in 2023. Below are his snap counts by position, per PFF:

	DLine	LB	CB	S	Total
Week 1 at NYG	33	7	0	0	40
Week 2 vs. NYJ	37	4	0	0	41
Week 3 at ARI	49	6	0	0	55
Week 4 vs. NE	41	3	0	0	44
Week 5 at SF	56	3	0	0	59
Week 6 at LAC	59	8	0	0	67
Totals	275	31	0	0	306

DEFENSIVE NOTES

★ PARSONS SACKS BY DOWN ★

Micah Parsons has recorded 31.5 career sacks in the regular season. Below is a breakdown of his sacks by down:



★ NFC DEFENSIVE POTM ★



Micah Parsons was named NFC Defensive Player of the Month for September, becoming just the fourth Cowboys defender to win the award for Dallas.

Parsons exploded out of the gates in 2023, registering 10 tackles, two for loss, 4.0 sacks and 15 pressures. He registered at least 1.0 sack in each of the September games. He was the fifth Cowboys player to start the season with a three-game sack streak and the first since DeMarcus Lawrence in 2017.

NFL Next Gen Stats had Parsons as the NFL's leader in pass rush win rate in September (40%), which occurs when a defender beats his block in less than 2.5 seconds.

In Week 2 against the N.Y. Jets (9/17), Parsons led the Cowboys to a win and recorded 2.0 sacks, a forced fumble and fumble recovery. For that, the NFL awarded Parsons **NFC Defensive Player of the Week**.

Dallas Cowboys to Win NFC Defensive POM

Player	Position	Season	Month
Micah Parsons	LB	2023	September
Trevon Diggs	CB	2021	September
DeMarcus Lawrence	DE	2017	September
Sean Lee	LB	2013	October
Sean Lee	LB	2011	September

★ NO FLY ZONE ★

The Dallas Cowboys were eighth in the NFL in pass defense (200.9) in 2022. In 2023 Dallas has allowed a mere 177.0 net passing yards-per-game, third in the NFL this season:

Team Net Passing Yards Allowed-Per-Game - 2023

Team	Yds/Game
Cleveland	149.2
Baltimore	176.0
Dallas	177.0
New Orleans	187.0
Las Vegas	187.4

Dallas' 177.0 net passing yards allowed-per-game is the lowest mark by a Cowboys team through five games since 2003 (167.2).

★ UNDER PRESSURE ★

The Cowboys front six have established themselves as one of the premier pass rushing units in the league. After leading the NFL with 271 pressures in 2022, Dallas ranks sixth in the NFL in 2023 with 104 pressures, per *Pro Football Focus*:

Most QB Pressures per PFF - NFL 2023

Team	Pressures
San Francisco	123
Baltimore	118
Detroit	115
Miami	111
Philadelphia	105
Dallas	104
N.Y. Jets	102
Jacksonville	100

★ SACK ATTACK ★

Dallas was effective in rushing opposing passers in 2022, as Dallas' 54 sacks tied for third in the NFL. In 2023 Dallas has notched 16 sacks. Below are all of Dallas' 2023 sacks broken down by player:

Dallas Cowboys Sack Leaders - 2023

Player	Sacks	Player	Sacks
Micah Parsons	5.0	Dante Fowler	1.0
Osa Odighizuwa	3.0	Chauncey Golston	1.0
Dorance Armstrong	2.0	Jayron Kearse	1.0
DeMarcus Lawrence	2.0	Sam Williams	1.0

★ NEGATIVE PLAYS ★

After ranking 24th in opponent negative plays in 2020, Dallas has taken down opponents behind the line of scrimmage at a high rate since Dan Quinn's arrival in 2021.

In 2023 Dallas has forced its opponents to zero or negative yards on 37.8% of its snaps this season, including incompletions, good for fourth in the league per TruMedia:

Opponent Zero or Negative Yard Play Percentage - 2023

Team	Snaps	Neg0Plys	Neg0Ply%
Cleveland	329	147	44.7%
Baltimore	461	176	38.2%
Philadelphia	413	157	38.0%
Dallas	347	131	37.8%
New Orleans	420	157	37.4%
Jacksonville	462	167	36.1%

★ TAKEAWAYS IN BUNCHES ★

The Cowboys led the NFL in takeaways in both 2021 (34) and 2022 (32). Dallas became the first NFL team to lead the league in takeaways in back-to-back seasons since the Pittsburgh Steelers from 1972-74.

Early in 2023, Dallas is showing no signs of slowing down as they are tied for fifth in the NFL with 12 takeaways:

Most Takeaways in the NFL - 2023

Team	INT	FR	Takeaways
Jacksonville	9	7	16
Buffalo	8	6	14
N.Y. Jets	8	5	13
Tampa Bay	6	7	13
Dallas	8	4	12
New Orleans	8	4	12
Pittsburgh	6	6	12
San Francisco	11	1	12

Dallas has recorded three takeaways in three of its six games in 2023, one-of-five NFL teams with at least three takeaways in three games this season - Tampa Bay, Pittsburgh, N.Y. Jets and Jacksonville (four games).

DEFENSIVE NOTES

★ TO THE HOUSE ★

The Cowboys set a franchise record with six defensive touchdowns in 2021. Through six games in 2023, Dallas already has three defensive touchdowns. The last time the Cowboys had three defensive touchdowns in the first six games was in 2021, when they would go on to set the franchise record for most defensive touchdowns in a season with six.

Since Dan Quinn's arrival in 2021, Dallas' 12 defensive touchdowns lead the NFL:

Most Defensive Touchdowns - NFL 2021-23

Team	INT Ret	Fum Ret	Tot TD
Dallas	7	5	12
New England.....	8	2	10
Arizona	4	4	8
Philadelphia	5	3	8
Miami	4	4	8

★ SCRATCHING TO SCORE ★

In Dallas' three wins, the Cowboys have outscored their opponents 108-13. Through six games in 2023, Dallas has held three of its opponents to 10 points-or-less, the first time since 2003 that the Cowboys allowed 10 points-or-less in three of its first six games. Below are the games where Dallas allowed 10 points-or-less this season:

Dallas Cowboys Games Allow 10 Points-Or-Less - 2023

Opp, Date	Score
at NYG, 9/10/23.....	40-0
vs. NYJ, 9/17/23.....	30-10
vs. NE, 10/1/23.....	38-3

★ RED ZONE COWBOYS ★

Along with the fourth-best scoring defense in the league, Dallas sports a defense that prevents opponents from scoring inside the 20-yard line. In 2023 the Cowboys have allowed opponents to reach the red zone 15 times, tied for the fourth-fewest opponent red zone trips in the NFL. Dallas has allowed its opponent to score on 11 of those 15 trips, a 73.3 red zone scoring percentage that is third in the league this season:

Lowest Opponent Scoring Efficiency - 2023

Team	Opp RZ Drvs	Opp RZ Scores	RZScore%
Tampa Bay	18	12	66.7%
Buffalo	25	17	68.0%
Dallas	15	11	73.3%
Jacksonville	26	20	76.9%
LA Chargers	26	20	76.9%

★ STAY SCHEMIN' ★

Under Defensive Coordinator Dan Quinn, the Dallas secondary has become one of the most versatile units in the league. The Cowboys led the NFL in takeaways in both 2021 and 2022.

Since Quinn arrived in Dallas, the Cowboys have played man coverage 32.9% of the time, the third-highest man coverage rate during that span. Only Miami (39.2%) and New Orleans (33.5%) have played more man coverage than the Cowboys in the last three seasons. Below is a year-by-year breakdown of Dallas' coverage schemes dating back to 2018, per TruMedia:

Dallas Cowboys Year-by-Year Man vs. Zone Coverage - Per PFF

Year	Def. Coord.	Man %	Zone%
2023	Dan Quinn	33.7% (3rd)	62.8% (28th)
2022	Dan Quinn	27.2% (12th)	69.0% (14th)
2021	Dan Quinn	38.4% (3rd)	57.0% (29th)
2020	Mike Nolan	26.2% (19th)	66.3% (14th)
2019	Rod Marinelli	26.1% (27th)	67.8% (6th)

18

The Cowboys have allowed opponents to score points (12 touchdowns and six field goals) on 18 drives, tied with Cleveland and Kansas City for the least amount of scoring drives given up in 2023.

★ THIRD-AND-I GOT THIS ★

The Cowboys have held opponents to 21-of-60 on third downs in 2023, a 35.1% opponent third down conversion rate that is sixth in the NFL. When limiting opposing offenses on first and second down, the Cowboys defense has given opponents fits on third and long (more than six yards). Dallas has allowed just two first downs on 29 third and long attempts, a 6.9% third and long opponent conversion rate that leads the NFL in 2023.

Below is a breakdown of the Cowboys opponent third down conversions by distance in 2023:

Cowboys Third Down Defense in 2023

3rd & Short (<4 Yds)	3rd & Med (4-6 Yds)	3rd & Long (>6 Yds)	3rd & 10+
17-28 (60.7%)	7-17 (41.2%)	2-29 (6.9%)	1-20 (5.0%)
Rank: 20th	Rank: 12th	Rank: 1st	Rank: 5th

★ THREE & YOUR OUT ★

Dallas has played the second-fewest defensive snaps in 2023 behind Cleveland. Partly due to the Cowboys low number of defensive snaps is their ability to force opponents off the field in three plays.

The Cowboys have forced 15 three-and-outs on 66 defensive series, a 22.7% three-and-out percentage that is eighth in the NFL:

2023 Opponent Three-and-Out Drive Percentage - NFL 2023

Team	Def. Series	3 & Outs	3 & Out%
Cleveland	80	30	37.5%
N.Y. Giants	75	20	26.7%
Atlanta	77	19	24.7%
San Francisco	73	18	24.7%
New England.....	80	19	23.8%
Las Vegas	69	16	23.2%
Jacksonville.....	83	19	22.9%
Dallas	66	15	22.7%
Baltimore	80	18	22.5%
Kansas City	72	16	22.2%

★ FUMBLEROOSKI ★

Dallas has put an emphasis on takeaways since Dan Quinn arrived as defensive coordinator in 2021. In 2022 Dallas made an effort to jar the ball loose from opposing ball carriers, as the Cowboys led the league with 20 forced fumbles, which was also the most by a Cowboys team since the stat became official in 1994:

The Cowboys have forced six fumbles in 2023, and spanning back to last season, Dallas leads the league in forced fumbles (26):

Team Leaders in Forced Fumbles - 2022-23

Team	FF	Team	FF
Dallas	26	N.Y. Giants.....	22
Jacksonville.....	24	Indianapolis.....	21
Philadelphia	23	Miami	20

Along with forcing fumbles, Dallas is quick to recover fumbles on the defensive side of the ball. In 2023 Dallas has pounced on four fumble recoveries. Since the start of 2022, Dallas leads the league in defensive fumble recoveries (21).

★ NO POINTS FOR YOU ★

Dallas has also held its opponents to 18 total scores (12 touchdowns and six field goals) on 66 drives, a 27.3% opponent scoring efficiency that is third in the NFL:

Lowest Opponent Scoring Efficiency - 2023

Team	Opp Drives	Scoring Drives	Score%
Cleveland	80	18	17.6%
Kansas City	72	18	25.9%
Dallas	66	18	27.3%
Baltimore	80	22	27.5%
Jacksonville.....	83	24	28.9%
New Orleans.....	84	25	29.8%

SPECIAL TEAMS NOTES

2023 SEASON (NFL Rank)

16 Field Goals (T-3rd)

35 Touchbacks (2nd)

60 Kicking Points (5th)



★ ACCURATE AUBREY ★

Brandon Aubrey, who spent his collegiate athletic career as a soccer player at Notre Dame, is tied for third in the NFL in field goals (16) and tied for the league lead in field goal percentage (100%).

Aubrey has made all 16 of his field goal attempts in 2023. He is the first kicker in the Super Bowl era to make his first 16 field goal attempts in the first six games of his career. Aubrey is also the sixth kicker in league history to start his career 16-for-16 or better:

Most Field Goals Made Without Missing To Start Career NFL History

Player, Season	FGM	FGA
Travis Coons, 2015	18	18
Chandler Catanzaro, 2014	17	17
Kai Forbath, 2012	17	17
Brandon Aubrey, 2023	16	16
Austin Seibert, 2019	16	16
Garrett Hartley, 2008-09	16	16

★ LONG BALL BRANDON ★

Along with his efficient start to the season, Aubrey has shown that he has the ability to knock down kicks from long range. Aubrey nailed a 55-yard field goal against the N.Y. Jets (9/17), the third-longest field goal by a Cowboys rookie kicker:

Longest Field Goals by Cowboys Rookie Kickers

Player	FG Length	Opp, Date
Brett Maher	62	Phi, 12/9/18
Brett Maher	59	TB, 12/23/18
Brandon Aubrey	55	NYJ, 9/17/23

Aubrey made all five of his field goal attempts in the win over the N.Y. Jets (9/17). He became the fourth Cowboys rookie kicker to make at least five field goals in a game and the first since Dan Bailey made six against Washington in 2011 (9/26).

★ TOUCHBACK CENTRAL ★

Brandon Aubrey has not allowed opponents to return kickoffs in 2023. Aubrey leads the NFL with 35 touchbacks on 36 kickoffs (97.2% touchback percentage, fifth in NFL):

2023 NFL Kickoff Touchback Leaders

Player	TB	Player	TB
Harrison Butker, KC	37	Ethan Evans, LAR	33
Brandon Aubrey, Dal	35	Justin Tucker, Bal	33

★ POINT PERSON ★

Brandon Aubrey signed with the Cowboys prior to training camp after kicking two seasons for the Birmingham Stallions in the USFL. Aubrey has been rock solid as a rookie, converting all 16 of his field goal attempts and 12-of-13 PATs.

Along with precision, Aubrey has racked up points thanks to touchdowns from all three phases. Aubrey's 60 kicking points are fifth in the NFL in 2023 and tied for the seventh-most kicking points through six career games in NFL history:

Most Kicking Points in First Six Career Games NFL History

Player	FGM	FGA	FG%	PAT	Pts
Harrison Butker, 2017	19	20	95.0%	13	70
Richie Cunningham, 1997	19	21	90.5%	9	66
Dan Bailey, 2011	17	18	94.4%	14	65
Rodrigo Blankenship, 2020	16	18	88.9%	15	63
Kevin Butler, 1985	14	18	77.8%	21	63
Jeff Reed, 2002	17	19	89.5%	10	61
Brandon Aubrey, 2023	16	16	100.0%	12	60
Blair Walsh, 2012	16	17	94.1%	12	60
Jake Elliott, 2017	14	17	82.4%	17	59

★ BLOCK PARTY ★

Dallas blocked a field goal and returned it for a touchdown against the N.Y. Giants (9/10) for the Cowboys first score of the season. Juanyeh Thomas blocked the kick in his NFL debut, making him the first player in franchise history to block a field goal in his NFL debut and the first NFL player to do so since Baltimore's Brent Urban in 2015.

Since John "Bones" Fassel arrived as Dallas' special teams coordinator in 2020, the Cowboys eight blocked kicks lead the NFL (punts, field goals and PATs):

Blocked Kicks - NFL 2020-23

Team	BlkPAT	BlkFG	BlkPunt	BlkKck
Dallas	2	2	4	8
Carolina	2	4	1	7
Indianapolis	1	1	4	6
Cleveland	0	4	2	6
Denver	1	5	0	6
Detroit	3	0	3	6
Minnesota	1	3	2	6
Pittsburgh	1	2	3	6

44.7

Bryan Anger led the NFL and set a franchise record in net punting average (44.6) in 2021. Thus far in 2023, Anger is fifth in the NFL in net average (44.7) and third in gross average (51.5).



ROSTERS AND DEPTH CHART

2023 DALLAS COWBOYS UNOFFICIAL DEPTH CHART

(As of October 24, 2023)

OFFENSE

WR	88 CeeDee Lamb	<u>83 Jalen Brooks</u>	
LT	77 Tyron Smith	71 Chuma Edoga	
LG	73 Tyler Smith	71 Chuma Edoga	<u>76 Asim Richards</u>
C	63 Tyler Biadasz	67 Brock Hoffman	
RG	70 Zack Martin	<u>66 T.J. Bass</u>	
RT	78 Terence Steele	71 Chuma Edoga	
TE	87 Jake Ferguson	<u>86 Luke Schoonmaker</u>	84 Sean McKeon
WR	3 Brandin Cooks	9 KaVontae Turpin	
WR	13 Michael Gallup	18 Jalen Tolbert	
QB	4 Dak Prescott	10 Cooper Rush	15 Trey Lance
RB	20 Tony Pollard	23 Rico Dowdle	<u>42 Deuce Vaughn</u> <u>40 Hunter Luepke</u>

DEFENSE

DE	90 DeMarcus Lawrence	54 Sam Williams	
DT	95 Johnathan Hankins	<u>58 Mazi Smith</u>	
DT	97 Osa Odighizuwa	96 Neville Gallimore	99 Chauncey Golston
DE	92 Dorance Armstrong	56 Dante Fowler	<u>93 Viliami Fehoko</u>
LB	11 Micah Parsons	<u>91 Tyrus Wheat</u>	
LB	33 Damone Clark	14 Markquese Bell	
CB	21 Stephon Gilmore	<u>37 Eric Scott</u>	
NCB	2 Jourdan Lewis	19 Noah Igbinoghene	
CB	26 DaRon Bland	25 Nahshon Wright	
S	1 Jayron Kearse	24 Israel Mukuamu	
S	6 Donovan Wilson	14 Markquese Bell	
S	28 Malik Hooker	30 Juanyeh Thomas	

SPECIALISTS

K	<u>17 Brandon Aubrey</u>	
P	5 Bryan Anger	
LS	44 Trent Sieg	
H	5 Bryan Anger	
KR	9 KaVontae Turpin	<u>42 Deuce Vaughn</u>
PR	9 KaVontae Turpin	<u>42 Deuce Vaughn</u>

PRONUNCIATION GUIDE

Dorance Armstrong	DOOR-intz	Sean McKeon	muh-CUE-in
Markquese Bell	mar-KEESE	Israel Mukuamu	MOO-kwah-moo
Tyler Biadasz	bee-AH-dish	Osa Odighizuwa	oh-DIGGY-zoowa
DaRon Bland	duh-RON	Asim Richards	AH-sum
Damone Clark	duh-MONE	Luke Schoonmaker	SKOON-maker
Rico Dowdle	DOWD-ill	Trent Sieg	SIG
Chuma Edoga	chu-MA ee-doe-GAH	Mazi Smith	MAH-zee
Viliami Fehoko	villy-AH-me fuh-HO-ko	Tyron Smith	TIE-rin
Stephon Gilmore	steph-AHN	Juanyeh Thomas	ONE-yay
Noah Igbinoghene	IGG-bin-AWG-guh-nee	KaVontae Turpin	kuh-VON-tay
Jayron Kearse	JAY-RON	Nahshon Wright	nuh-SHAWN
Hunter Luepke	LIP-key		

COACHING STAFF

HEAD COACH: Mike McCarthy

ASSISTANTS: Jeff Blasko (Running Game Coordinator/Running Backs), Ramon Chinyoung (Quality Control/Asst. Offensive Line), Aden Durde (Defensive Line), John Fassel (Special Teams Coordinator), Ryan Feder (Game Management/Off. Assistant), Sharrif Floyd (Quality Control/Asst. Defensive Line), Will Harriger (Offensive Assistant/Quality Control), Evan Harrington (Offensive Assistant), Al Harris (Defensive Backs), Chase Haslett (Assistant Tight Ends), Cannon Matthews (Assistant Defensive Backs), Scott McCurley (Linebackers), Harold Nash (Strength & Conditioning Coordinator), Pete Ohnegian (Quality Control/Defensive Assistant), Robert Prince (Wide Receivers), Dan Quinn (Defensive Coordinator), Justin Rudd (Coaching Operations Manager/Football Analytics), Brian Schottenheimer (Offensive Coordinator), Eric Simonelli (Quality Control Analytics), Cedric Smith (Assistant Strength & Conditioning), Kendall Smith (Assistant Strength & Conditioning), Mike Solari (Offensive Line), Rayna Stewart (Assistant Special Teams), Darian Thompson (Quality Control/Asst. Linebackers), Scott Tolzien (Quarterbacks), Lunda Wells (Tight Ends), Joe Whitt (Secondary/Defensive Pass Game Coordinator).

2023 DALLAS COWBOYS ALPHABETICAL ROSTER

NO.	NAME	POS	HT	WT	DOB	EXP	COLLEGE	HOMETOWN	GP	GS	DNP	IA
5	Anger, Bryan	P	6-3	214	10/6/1988	12	California	Camarillo, Calif.	6	0	0	0
92	Armstrong, Dorance	DE	6-3	270	6/10/1997	6	Kansas	Houston, Texas	6	0	0	0
17	Aubrey, Brandon	K	6-3	208	3/14/1995	R	Notre Dame	St. Louis, Mo.	6	0	0	0
66	Bass, T.J.	G	6-4	315	3/31/1999	R	Oregon	Deming, Wash.	6	1	0	0
14	Bell, Markquese	LB	6-2	218	12/31/1999	2	Florida A&M	Bridgeton, N.J.	6	1	0	0
63	Biadasz, Tyler	C	6-4	316	11/20/1997	4	Wisconsin	Amherst, Wisc.	5	5	0	1
26	Bland, DaRon	CB	6-2	202	7/12/1999	2	Fresno State	Modesto, Calif.	6	4	0	0
83	Brooks, Jalen	WR	6-1	203	5/7/2000	R	South Carolina	Harrisburg, N.C.	2	0	0	4
33	Clark, Damone	LB	6-2	245	6/28/2000	2	Louisiana State	Baton Rouge, La.	6	6	0	0
3	Cooks, Brandin	WR	5-10	193	9/25/1993	10	Oregon State	Stockton, Calif.	5	5	0	1
23	Dowdle, Rico	RB	5-11	218	6/14/1998	4	South Carolina	Asheville, N.C.	6	0	0	0
71	Edoga, Chuma	OL	6-4	315	5/25/1997	5	Southern California	Atlanta, Ga.	6	4	0	0
93	Fehoko, Viliami	DE	6-4	283	12/16/1999	R	San Jose State	East Paolo Alto, Calif.	0	0	0	6
87	Ferguson, Jake	TE	6-5	252	1/18/1999	2	Wisconsin	Madison, Wisc.	6	5	0	0
56	Fowler, Dante	DE	6-3	250	8/3/1994	8	Florida	St. Petersburg, Fla.	6	0	0	0
96	Gallimore, Neville	DT	6-2	315	1/17/1997	4	Oklahoma	Ottawa, Ontario	6	0	0	0
13	Gallup, Michael	WR	6-1	205	3/4/1996	6	Colorado State	Monroe, Ga.	6	6	0	0
21	Gilmore, Stephon	CB	6-0	190	9/19/1990	12	South Carolina	Rock Hill, SC	6	6	0	0
99	Golston, Chauncey	DE	6-5	285	2/10/1998	3	Iowa	Detroit, Mich.	6	2	0	0
95	Hankins, Johnathan	DT	6-3	325	3/30/1992	11	Ohio State	Dearborn Heights, Mich.	6	6	0	0
67	Hoffman, Brock	C	6-4	315	7/2/1999	1	Virginia Tech	Statesville, N.C.	6	1	0	0
28	Hooker, Malik	S	6-1	215	4/2/1996	7	Ohio State	New Castle, Pa.	6	6	0	0
19	Igbinoghene, Noah	CB	5-11	194	11/27/1999	4	Auburn	Trussville, Ala.	4	0	0	2
1	Kearse, Jayron	S	6-4	227	2/11/1994	8	Clemson	Fort Myers, Fla.	6	6	0	0
88	Lamb, CeeDee	WR	6-2	197	4/8/1999	4	Oklahoma	Richmond, Texas	6	6	0	0
15	Lance, Trey	QB	6-4	226	5/9/2000	3	North Dakota State	Marshall, Minn.	0	0	0	6
90	Lawrence, DeMarcus	DE	6-3	254	4/28/1992	10	Boise State	Aiken, S.C.	6	6	0	0
2	Lewis, Jourdan	CB	5-10	190	8/31/1995	7	Michigan	Detroit Mich.	5	0	0	1
40	Luepke, Hunter	RB	6-1	245	2/28/2000	R	North Dakota State	Spencer, Wisc.	6	0	0	0
70	Martin, Zack	G	6-4	315	11/20/1990	10	Notre Dame	Indianapolis, Ind.	5	5	0	1
84	McKeon, Sean	TE	6-5	255	12/28/1997	4	Michigan	Dudley, Mass.	3	0	0	0
24	Mukuamu, Israel	S	6-4	215	11/28/1999	3	South Carolina	Charlotte, N.C.	3	0	0	3
97	Odighizuwa, Osa	DT	6-2	294	8/13/1998	3	UCLA	Dayton, Ohio	6	6	0	0
11	Parsons, Micah	LB	6-3	250	5/26/1999	3	Penn State	Harrisburg, Pa.	6	6	0	0
20	Pollard, Tony	RB	6-0	215	4/30/1997	5	Memphis	Memphis, Tenn.	6	6	0	0
4	Prescott, Dak	QB	6-2	228	7/29/1993	8	Mississippi State	Haughton, La.	6	6	0	0
76	Richards, Asim	T	6-4	315	10/2/2000	R	North Carolina	Philadelphia, Pa.	4	0	0	2
10	Rush, Cooper	QB	6-3	224	11/21/1993	6	Central Michigan	Charlotte, Mich.	3	0	3	0
86	Schoonmaker, Luke	TE	6-5	255	9/28/1998	R	Michigan	Hamden, Conn.	6	0	0	0
37	Scott, Eric	DB	6-1	205	8/7/1998	R	Southern Mississippi	Basehor, Kan.	0	0	0	6
44	Sieg, Trent	LS	6-3	240	5/19/1995	6	Colorado State	Eaton, Colo.	6	0	0	0
58	Smith, Mazi	DT	6-3	328	6/16/2001	R	Michigan	Grand Rapids, Mich.	6	0	0	0
73	Smith, Tyler	G/T	6-5	320	4/3/2001	2	Tulsa	Fort Worth, Texas	4	4	0	2
77	Smith, Tyron	T	6-5	307	12/12/1990	13	Southern California	Moreno Valley, Calif.	4	4	1	1
78	Steele, Terence	T	6-6	320	6/4/1997	4	Texas Tech	Cibolo, Texas	6	6	0	0
30	Thomas, Juanyeh	S	6-1	215	6/24/2000	1	Georgia Tech	Niceville, Fla.	5	1	0	1
18	Tolbert, Jalen	WR	6-1	200	2/27/1999	2	South Alabama	Mobile, Ala.	6	2	0	0
9	Turpin, KaVontae	WR	5-7	155	8/2/1996	2	TCU	Monroe, La.	6	0	0	0
42	Vaughn, Deuce	RB	5-5	180	11/2/2001	R	Kansas State	Round Rock, Texas	5	0	0	1
91	Wheat, Tyrus	LB	6-2	263	12/8/1999	R	Mississippi State	Amite, La.	1	0	0	0
54	Williams, Sam	DE	6-4	262	3/31/1999	2	Mississippi	Montgomery, Ala.	6	0	0	0
6	Wilson, Donovan	S	6-0	205	2/21/1995	5	Texas A&M	Shreveport, La.	4	3	0	2
25	Wright, Nahshon	CB	6-4	200	9/23/1998	3	Oregon State	East Palo Alto, Calif.	1	0	0	0
PRACTICE SQUAD												
80	Billy-Johnson, Tyron	WR	6-1	195	1/8/1996	4	Oklahoma State	New Orleans, La.	0	0	0	0
64	Bostick, Earl	T	6-6	315	12/31/1998	R	Kansas	Barnwell, S.C.	0	0	0	0
31	Butler, Josh	CB	6-0	186	11/25/1996	R	Michigan State	Mesquite, Texas	0	0	0	0
16	Cropper, Jalen	WR	5-11	180	5/3/2001	R	Fresno State	Parlier, Calif.	0	0	0	0
34	Davis, Malik	RB	5-10	205	11/26/1998	2	Florida	Tamp, Fla.	1	0	0	0
32	Evans, Rashaan	LB	6-2	228	11/8/1995	6	Alabama	Auburn, Ala.	0	0	0	0
48	Fant, Princeton	TE	6-2	250	3/11/1999	R	Tennessee	Nashville, Tenn.	0	0	0	0
65	Glaser, Chris	G	6-4	306	10/1/1999	1	Virginia	Solon, OH	0	0	0	0
46	Jefferson, Malik	LB	6-2	245	11/15/1996	4	Texas	Mesquite, TX	3	0	0	0
57	Johnson, Buddy	LB	6-2	240	2/27/1999	2	Texas A&M	Dallas, TX	0	0	0	0
51	Johnson, Durrell	DE	6-3	260	6/26/1998	R	Liberty	Baltimore, Md.	0	0	0	0
68	Pankey, Adam	G	6-5	307	2/2/1994	4	West Virginia	Hamilton, OH	0	0	0	0
94	Previlon, Willington	DL	6-5	285	5/19/1997	1	Rutgers	Orange, NJ	0	0	0	0
53	Price, Billy	OL	6-4	312	10/11/1994	6	Ohio State	Austintown, Ohio	0	0	0	0
27	Redwine, Sheldrick	DB	6-0	195	11/6/1996	4	Miami	Miami, FL	0	0	0	0
47	Saubert, Eric	TE	6-5	242	5/9/1994	6	Drake	Chicago, Ill.	0	0	0	0
RESERVE/INJURED												
75	Ball, Josh	T	6-8	320	5/15/1998	3	Marshall	Fredericksburg, Va.	0	0	0	0
7	Diggs, Trevon	CB	6-1	204	9/20/1998	4	Alabama	Gaithersburg, Md.	2	2	0	0
85	Durden, David	WR	6-1	208	12/26/1998	R	West Florida	Midville, Ga.	0	0	0	0
29	Goodwin, C.J.	CB	6-3	195	2/4/1990	8	California (PA)	Wheeling, W.V.	5	0	0	0
89	Hendershot, Peyton	TE	6-4	250	4/23/1999	2	Indiana	North Salem, Ind.	3	0	0	2
35	Overshown, DeMarvion	LB	6-3	230	8/13/2000	R	Texas	Arp, Texas	0	0	0	0
49	Stephens, John	TE	6-6	245	9/23/1999	R	Louisiana-Lafayette	Logansport, LA.	0	0	0	0
55	Vander Esch, Leighton	LB	6-4	255	2/8/1996	6	Boise State	Riggins, Idaho	5	5	0	0
79	Waletzko, Matt	T	6-8	320	12/15/1999	2	North Dakota	Cold Spring, Minn.	0	0	0	0

2023 DALLAS COWBOYS NUMERICAL ROSTER

NO.	NAME	POS	HT	WT	AGE	EXP	COLLEGE	HOW ACQ	GP	GS	DNP	IA
1	Jayron Kearse	S	6-4	227	29	8	Clemson	FA-'21	6	6	0	0
2	Jourdan Lewis	CB	5-10	190	28	7	Michigan	D3-'17	5	0	0	1
3	Brandin Cooks	WR	5-10	193	30	10	Oregon State	T(Hou)-'23	5	5	0	1
4	Dak Prescott	QB	6-2	228	30	8	Mississippi State	D4b-'16	6	6	0	0
5	Bryan Anger	P	6-3	214	35	12	California	FA-'21	6	0	0	0
6	Donovan Wilson	S	6-0	205	28	5	Texas A&M	D6-'19	4	3	0	2
9	KaVontae Turpin	WR	5-7	155	27	2	TCU	UDFA-'22	6	0	0	0
10	Cooper Rush	QB	6-3	224	29	6	Central Michigan	FA-'20	3	0	3	0
11	Micah Parsons	LB	6-3	250	24	3	Penn State	D1-'21	6	6	0	0
13	Michael Gallup	WR	6-1	205	27	6	Colorado State	D3-'18	6	6	0	0
14	Markquese Bell	LB	6-2	218	23	2	Florida A&M	UDFA-'22	6	1	0	0
15	Trey Lance	QB	6-4	226	23	3	North Dakota State	T(SF)-'23	0	0	0	6
17	Brandon Aubrey	K	6-3	208	28	R	Notre Dame	FA-'23	6	0	0	0
18	Jalen Tolbert	WR	6-1	200	24	2	South Alabama	D3-'22	6	2	0	0
19	Noah Igbinoghene	CB	5-11	194	23	4	Auburn	T(Mia)-'23	4	0	0	2
20	Tony Pollard	RB	6-0	215	26	5	Memphis	D4a-'19	6	6	0	0
21	Stephon Gilmore	CB	6-0	190	33	12	South Carolina	T(Ind)-'23	6	6	0	0
23	Rico Dowdle	RB	5-11	218	25	4	South Carolina	UDFA-'20	6	0	0	0
24	Israel Mukuamu	S	6-4	215	23	3	South Carolina	D6b-'21	3	0	0	3
25	Nahshon Wright	CB	6-4	200	25	3	Oregon State	D3c-'21	1	0	0	0
26	DaRon Bland	CB	6-2	202	24	2	Fresno State	D5b-'22	6	4	0	0
28	Malik Hooker	S	6-1	215	27	7	Ohio State	FA-'21	6	6	0	0
30	Juanyeh Thomas	S	6-1	215	23	1	Georgia Tech	UDFA-'22	5	1	0	1
33	Damone Clark	LB	6-2	245	23	2	Louisiana State	D5c-'22	6	6	0	0
37	Eric Scott	DB	6-1	205	25	R	Southern Mississippi	D6a-'23	0	0	0	6
40	Hunter Luepke	RB	6-1	245	23	R	North Dakota State	UDFA-'23	6	0	0	0
42	Deuce Vaughn	RB	5-5	180	21	R	Kansas State	D6b-'23	5	0	0	1
44	Trent Sieg	LS	6-3	240	28	6	Colorado State	FA-'23	6	0	0	0
54	Sam Williams	DE	6-4	262	24	2	Mississippi	D2-'22	6	0	0	0
56	Dante Fowler	DE	6-3	250	29	8	Florida	UFA-'23	6	0	0	0
58	Mazi Smith	DT	6-3	328	22	R	Michigan	D1-'23	6	0	0	0
63	Tyler Biadasz	C	6-4	316	25	4	Wisconsin	D4b-'20	5	5	0	1
66	T.J. Bass	G	6-4	315	24	R	Oregon	UDFA-'23	6	1	0	0
67	Brock Hoffman	C	6-4	315	24	1	Virginia Tech	FA-'22	6	1	0	0
70	Zack Martin	G	6-4	315	32	10	Notre Dame	D1-'14	5	5	0	1
71	Chuma Edoga	OL	6-4	315	26	5	Southern California	UFA-'23	6	4	0	0
73	Tyler Smith	G/T	6-5	320	22	2	Tulsa	D1-'22	4	4	0	2
76	Asim Richards	T	6-4	315	23	R	North Carolina	D5-'23	4	0	0	2
77	Tyron Smith	T	6-5	307	32	13	Southern California	D1-'11	4	4	1	1
78	Terence Steele	T	6-6	320	26	4	Texas Tech	UDFA-'20	6	6	0	0
83	Jalen Brooks	WR	6-1	203	23	R	South Carolina	D7-'23	2	0	0	4
84	Sean McKeon	TE	6-5	255	25	4	Michigan	UDFA-'20	3	0	0	0
86	Luke Schoonmaker	TE	6-5	255	25	R	Michigan	D2-'23	6	0	0	0
87	Jake Ferguson	TE	6-5	252	24	2	Wisconsin	D4-'22	6	5	0	0
88	CeeDee Lamb	WR	6-2	197	24	4	Oklahoma	D1-'20	6	6	0	0
90	DeMarcus Lawrence	DE	6-3	254	31	10	Boise State	D2-'14	6	6	0	0
91	Tyrus Wheat	LB	6-2	263	23	R	Mississippi State	UDFA-'23	1	0	0	0
92	Dorance Armstrong	DE	6-3	270	26	6	Kansas	D4a-'18	6	0	0	0
93	Villiami Fehoko	DE	6-4	283	23	R	San Jose State	D4-'23	0	0	0	6
95	Johnathan Hankins	DT	6-3	325	31	11	Ohio State	T(LV)-'22	6	6	0	0
96	Neville Gallimore	DT	6-2	315	26	4	Oklahoma	D3-'20	6	0	0	0
97	Osa Odighizuwa	DT	6-2	294	25	3	UCLA	D3a-'21	6	6	0	0
99	Chauncey Golston	DE	6-5	285	25	3	Iowa	D3b-'21	6	2	0	0
PRACTICE SQUAD												
16	Jalen Cropper	WR	5-11	180	22	R	Fresno State	UDFA-'23	0	0	0	0
27	Sheldrick Redwine	DB	6-0	195	26	4	Miami	FA-'22	0	0	0	0
31	Josh Butler	CB	6-0	186	26	R	Michigan State	FA-'23	0	0	0	0
32	Rashaan Evans	LB	6-2	228	27	6	Alabama	FA-'23	0	0	0	0
34	Malik Davis	RB	5-10	205	24	2	Florida	UDFA-'22	1	0	0	0
46	Malik Jefferson	LB	6-2	245	26	4	Texas	FA-'22	3	0	0	0
47	Eric Saubert	TE	6-5	242	29	6	Drake	FA-'23	0	0	0	0
48	Princeton Fant	TE	6-2	250	24	R	Tennessee	UDFA-'23	0	0	0	0
51	Durrell Johnson	DE	6-3	260	25	R	Liberty	UDFA-'23	0	0	0	0
53	Billy Price	OL	6-4	312	29	6	Ohio State	FA-'23	0	0	0	0
57	Buddy Johnson	LB	6-2	240	24	2	Texas A&M	FA-'23	0	0	0	0
64	Earl Bostick	T	6-6	315	24	R	Kansas	UDFA-'23	0	0	0	0
65	Chris Glaser	G	6-4	306	24	1	Virginia	FA-'23	0	0	0	0
68	Adam Pankey	G	6-5	307	29	4	West Virginia	FA-'23	0	0	0	0
80	Tyron Billy-Johnson	WR	6-1	195	27	4	Oklahoma State	FA-'23	0	0	0	0
94	Willington Previlon	DL	6-5	285	26	1	Rutgers	FA-'23	0	0	0	0
RESERVE/INJURED												
7	Trevon Diggs	CB	6-1	204	25	4	Alabama	D2-'20	2	2	0	0
29	C.J. Goodwin	CB	6-3	195	33	8	California (PA)	PS(Cin)-'18	5	0	0	0
35	DeMarvion Overshown	LB	6-3	230	23	R	Texas	D3-'23	0	0	0	0
49	John Stephens	TE	6-6	245	24	R	Louisiana-Lafayette	UDFA-'23	0	0	0	0
55	Leighton Vander Esch	LB	6-4	255	27	6	Boise State	D1-'18	5	5	0	0
75	Josh Ball	T	6-8	320	25	3	Marshall	D4b-'21	0	0	0	0
79	Matt Waletzko	T	6-8	320	23	2	North Dakota	D5a-'22	0	0	0	0
85	David Durden	WR	6-1	208	24	R	West Florida	UDFA-'23	0	0	0	0
89	Peyton Hendershot	TE	6-4	250	24	2	Indiana	UDFA-'22	3	0	0	2

2023 DALLAS COWBOYS POSITIONAL ROSTER

NO.	NAME	POS.	HT.	WT.	AGE	EXP.	COLLEGE	HOW ACQ.
QUARTERBACKS (3)								
4	Dak Prescott	QB	6-2	228	30	8	Mississippi State	D4b-'16
10	Cooper Rush	QB	6-3	224	29	6	Central Michigan	FA-'20
15	Trey Lance	QB	6-4	226	23	3	North Dakota State	T(SF)-'23
RUNNING BACKS (4)								
20	Tony Pollard	RB	6-0	215	26	5	Memphis	D4a-'19
23	Rico Dowdle	RB	5-11	218	25	4	South Carolina	UDFA-'20
40	Hunter Luepke	RB	6-1	245	23	R	North Dakota State	UDFA-'23
42	Deuce Vaughn	RB	5-5	180	21	R	Kansas State	D6b-'23
WIDE RECEIVERS (6)								
3	Brandin Cooks	WR	5-10	193	30	10	Oregon State	T(Hou)-'23
9	KaVontae Turpin	WR	5-7	155	27	2	TCU	UDFA-'22
13	Michael Gallup	WR	6-1	205	27	6	Colorado State	D3-'18
18	Jalen Tolbert	WR	6-1	200	24	2	South Alabama	D3-'22
83	Jalen Brooks	WR	6-1	203	23	R	South Carolina	D7-'23
88	CeeDee Lamb	WR	6-2	197	24	4	Oklahoma	D1-'20
TIGHT ENDS (3)								
84	Sean McKeon	TE	6-5	255	25	4	Michigan	UDFA-'20
86	Luke Schoonmaker	TE	6-5	255	25	R	Michigan	D2-'23
87	Jake Ferguson	TE	6-5	252	24	2	Wisconsin	D4-'22
OFFENSIVE LINE (9)								
63	Tyler Biadasz	C	6-4	316	25	4	Wisconsin	D4b-'20
66	T.J. Bass	G	6-4	315	24	R	Oregon	UDFA-'23
67	Brock Hoffman	C	6-4	315	24	1	Virginia Tech	FA-'22
70	Zack Martin	G	6-4	315	32	10	Notre Dame	D1-'14
71	Chuma Edoga	OL	6-4	315	26	5	Southern California	UFA-'23
73	Tyler Smith	G/T	6-5	320	22	2	Tulsa	D1-'22
76	Asim Richards	T	6-4	315	23	R	North Carolina	D5-'23
77	Tyron Smith	T	6-5	307	32	13	Southern California	D1-'11
78	Terence Steele	T	6-6	320	26	4	Texas Tech	UDFA-'20
DEFENSIVE LINE (10)								
54	Sam Williams	DE	6-4	262	24	2	Mississippi	D2-'22
56	Dante Fowler	DE	6-3	250	29	8	Florida	UFA-'23
58	Mazi Smith	DT	6-3	328	22	R	Michigan	D1-'23
90	DeMarcus Lawrence	DE	6-3	254	31	10	Boise State	D2-'14
92	Dorance Armstrong	DE	6-3	270	26	6	Kansas	D4a-'18
93	Viliami Fehoko	DE	6-4	283	23	R	San Jose State	D4-'23
95	Johnathan Hankins	DT	6-3	325	31	11	Ohio State	T(LV)-'22
96	Neville Gallimore	DT	6-2	315	26	4	Oklahoma	D3-'20
97	Osa Odighizuwa	DT	6-2	294	25	3	UCLA	D3a-'21
99	Chauncey Golston	DE	6-5	285	25	3	Iowa	D3b-'21
LINEBACKERS (4)								
11	Micah Parsons	LB	6-3	250	24	3	Penn State	D1-'21
14	Markquese Bell	LB	6-2	218	23	2	Florida A&M	UDFA-'22
33	Damone Clark	LB	6-2	245	23	2	Louisiana State	D5c-'22
91	Tyrus Wheat	LB	6-2	263	23	R	Mississippi State	UDFA-'23
DEFENSIVE BACKS (11)								
1	Jayron Kearse	S	6-4	227	29	8	Clemson	FA-'21
2	Jourdan Lewis	CB	5-10	190	28	7	Michigan	D3-'17
6	Donovan Wilson	S	6-0	205	28	5	Texas A&M	D6-'19
19	Noah Igbinoghene	CB	5-11	194	23	4	Auburn	T(Mia)-'23
21	Stephon Gilmore	CB	6-0	190	33	12	South Carolina	T(Ind)-'23
24	Israel Mukuamu	S	6-4	215	23	3	South Carolina	D6b-'21
25	Nahshon Wright	CB	6-4	200	25	3	Oregon State	D3c-'21
26	DaRon Bland	CB	6-2	202	24	2	Fresno State	D5b-'22
28	Malik Hooker	S	6-1	215	27	7	Ohio State	FA-'21
30	Juanyeh Thomas	S	6-1	215	23	1	Georgia Tech	UDFA-'22
37	Eric Scott	DB	6-1	205	25	R	Southern Mississippi	D6a-'23
SPECIALISTS (3)								
5	Bryan Anger	P	6-3	214	35	12	California	FA-'21
17	Brandon Aubrey	K	6-3	208	28	R	Notre Dame	FA-'23
44	Trent Sieg	LS	6-3	240	28	6	Colorado State	FA-'23

HOW THE COWBOYS WERE BUILT/CONTRACT STATUS

YEAR	DRAFT PICKS (35)	FREE AGENTS (19)	COLLEGE FREE AGENTS (18)	TRADES/WAIVERS (5)	PRACTICE SQUAD (1)
2011	T. Smith (1st)				
2014	Z. Martin (1st) D. Lawrence (2nd)				
2016	D. Prescott (4th)				
2017	J. Lewis (3rd)				
2018	L. Vander Esch (1st) * M. Gallup (3rd) D. Armstrong (4th)				C. Goodwin (PS Cin -'18) *
2019	T. Pollard (4th) D. Wilson (6th)				
2020	C. Lamb (1st) T. Diggs (2nd) * N. Gallimore (3rd) T. Biadasz (4th-b)	C. Rush (FA-'20)	R. Dowdle (UDFA-'20) S. McKeon (UDFA-'20) T. Steele (UDFA-'20)		
2021	M. Parsons (1st) O. Odighizuwa (3rd-a) C. Golston (3rd-b) N. Wright (3rd-c) J. Ball (4th-b) * I. Mukuamu (6th-b)	B. Anger (FA-'21) M. Hooker (FA-'21) J. Kearsse (FA-'21)			
2022	T. Smith (1st) S. Williams (2nd) J. Tolbert (3rd) J. Ferguson (4th) D. Bland (5th) D. Clark (5th) M. Waletzko (5th) *	D. Fowler (UFA '23) B. Hoffman (FA-'22) M. Jefferson (FA-'22) ^ S. Redwine (FA-'22) ^	M. Bell (UDFA-'22) M. Davis (UDFA-'22) ^ P. Hendershot (UDFA-'22) * J. Thomas (UDFA-'22) K. Turpin (UDFA-'22)	J. Hankins (T LV -'22)	
2023	M. Smith (1st) L. Schoonmaker (2nd) D. Overshown (3rd) * V. Fehoko (4th) A. Richards (5th) E. Scott (6th) D. Vaughn (6th) J. Brooks (7th)	B. Aubrey (FA-'23) T. Billy-Johnson (FA-'23) ^ J. Butler (FA-'23) ^ C. Edoga (UFA-'23) R. Evans (FA-'23) ^ C. Glaser (FA-'23) ^ B. Johnson (FA-'23) ^ A. Pankey (FA-'23) ^ B. Price (FA-'23) ^ E. Saubert (FA-'23) ^ T. Sieg (FA-'23)	T. Bass (UDFA-'23) E. Bostick (UDFA-'23) ^ J. Cropper (UDFA-'23) ^ D. Durden (UDFA-'23) * P. Fant (UDFA-'23) ^ D. Johnson (UDFA-'23) ^ H. Luepke (UDFA-'23) W. Previlon (FA-'23) ^ J. Stephens (UDFA-'23) * T. Wheat (UDFA-'23)	B. Cooks (T Hou -'23) S. Gilmore (T Ind -'23) N. Igbinoghene (T Mia -'23) T. Lance (T SF -'23)	

Key: * Reserve/Injured, ^ Practice Squad

CONTRACT STATUS

PLAYER	SIGNED THROUGH	PLAYER	SIGNED THROUGH	PLAYER	SIGNED THROUGH
Bryan Anger	2024	Michael Gallup	2026	Tony Pollard	2023
Dorance Armstrong	2023	Stephon Gilmore	2023	Dak Prescott	2024
Brandon Aubrey	2025	Chris Glaser ^	2023	Willington Previlon ^	2023
Josh Ball *	2024	Chauncey Golston	2024	Sheldrick Redwine ^	2023
T.J. Bass	2025	C.J. Goodwin *	2023	Asim Richards	2026
Markquese Bell	2024	Johnathan Hankins	2023	Cooper Rush	2024
Tyler Biadasz	2023	Peyton Hendershot *	2024	Eric Saubert ^	2023
Tyron Billy-Johnson ^	2023	Brock Hoffman	2024	Luke Schoonmaker	2026
DaRon Bland	2025	Malik Hooker	2026	Eric Scott	2026
Earl Bostick ^	2023	Noah Igbinoghene	2023	Trent Sieg	2023
Jalen Brooks	2026	Malik Jefferson ^	2023	Mazi Smith	2026
Josh Butler ^	2023	Buddy Johnson ^	2023	Tyler Smith	2025
Damone Clark	2025	Durrell Johnson ^	2023	Tyron Smith	2023
Brandin Cooks	2024	Jayron Kearsse	2023	Terence Steele	2028
Jalen Cropper ^	2023	CeeDee Lamb	2023	John Stephens *	2025
Malik Davis ^	2023	Trey Lance	2024	Juanyeh Thomas	2025
Trevon Diggs *	2028	DeMarcus Lawrence	2023	Jalen Tolbert	2025
Rico Dowdle	2023	Jourdan Lewis	2023	KaVontae Turpin	2024
David Durden *	2025	Hunter Luepke	2025	Leighton Vander Esch *	2024
Chuma Edoga	2023	Zack Martin	2024	Deuce Vaughn	2026
Rashaan Evans ^	2023	Sean McKeon	2023	Matt Waletzko *	2025
Princeton Fant ^	2023	Israel Mukuamu	2024	Tyrus Wheat	2024
Viliami Fehoko	2026	Osa Odighizuwa	2024	Sam Williams	2025
Jake Ferguson	2025	DeMarvion Overshown *	2026	Donovan Wilson	2025
Dante Fowler	2023	Adam Pankey ^	2023	Nahshon Wright	2024
Neville Gallimore	2023	Micah Parsons	2024		

2023 DALLAS COWBOYS CONTRACT ANALYSIS

OFFENSE		2023	2024	2025	2026	2027	2028	2029
QB	Lance, Trey			OPTION	UFA			
	Prescott, Dak			UFA				
	Rush, Cooper			UFA				
RB	Dowdle, Rico		UFA					
	Luepke, Hunter				RFA	UFA		
	Pollard, Tony		UFA					
	Vaughn Deuce					UFA		
WR	Brooks, Jalen					UFA		
	Cooks, Brandin			UFA				
	Durden, David (IR)*				RFA	UFA		
	Gallup, Michael					UFA		
	Lamb, CeeDee		OPTION	UFA				
	Tolbert, Jalen				UFA			
	Turpin, KaVontae			RFA	UFA			
TE	Ferguson, Jake				UFA			
	Hendershot, Peyton (IR)*			RFA	UFA			
	McKeon, Sean		UFA					
	Schoonmaker, Luke					UFA		
	Stephens, John (IR)*				RFA	UFA		
OL	Ball, Josh (IR)*			UFA				
	Bass, T.J.				RFA	UFA		
	Biadasz, Tyler		UFA					
	Edoga, Chuma		UFA					
	Hoffman, Brock			ERFA	RFA	UFA		
	Martin, Zack			UFA				
	Richards, Asim					UFA		
	Smith, Tyler				OPTION	UFA		
	Smith, Tyron		UFA					
	Steele, Terence							UFA
	Waletzko, Matt (IR)*				UFA			

DEFENSE		2023	2024	2025	2026	2027	2028	2029
DL	Armstrong, Dorance		UFA					
	Fehoko, Viliami					UFA		
	Fowler, Dante		UFA					
	Gallimore, Neville		UFA					
	Golston, Chauncey			UFA				
	Hankins, Johnathan		UFA					
	Lawrence, DeMarcus			UFA				
	Odighizuwa, Osa			UFA				
	Smith, Mazi					OPTION	UFA	
	Williams, Sam				UFA			
LB	Bell, Markquese			RFA	UFA			
	Clark, Damone				UFA			
	Overshown, DeMarvion (IR)*					UFA		
	Parsons, Micah			OPTION	UFA			
	Vander Esch, Leighton (IR)*			UFA				
DB	Wheat, Tyrus			ERFA	RFA	UFA		
	Bland, DaRon				UFA			
	Diggs, Trevon (IR)*							UFA
	Gilmore, Stephon		UFA					
	Goodwin, C.J. (IR)*		UFA					
	Hooker, Malik					UFA		
	Igbinoghene, Noah		UFA					
	Kearse, Jayron		UFA					
	Lewis, Jourdan		UFA					
	Mukuamu, Israel			UFA				
	Scott, Eric					UFA		
	Thomas, Juanyeh			RFA	UFA			
Wilson, Donovan				UFA				
Wright, Nahshon			UFA					

SPECIAL TEAMS		2023	2024	2025	2026	2027	2028	2029
ST	Anger, Bryan			UFA				
	Aubrey, Brandon				RFA	UFA		
	Sieg, Trent		UFA					

- Player is under contract for season
- Player will be an exclusive rights free agent
- Player will be an unrestricted free agent
- Player will be a restricted free agent
- Player has a club option available

*-Reserve/Injured #-Reserve/PUP or NFI &-Reserve/Suspended

WHEN BUILT AND WHEN THEY GOT TO THE COWBOYS

1st Round (15)

[9] Tyron Smith (2011)
[10] Stephon Gilmore (2012-BUF)
[16] Zack Martin (2014)
[20] Brandin Cooks (2014-NO)
[3] Dante Fowler (2015-JAX)
[15] Malik Hooker (2017-IND)
[19] Leighton Vander Esch (2018)*
[21] Billy Price (2018-CIN)^
[22] Rashaan Evans (2018-TEN)^
[17] CeeDee Lamb (2020)
[30] Noah Igbinoghene (2020-MIA)
[3] Trey Lance (2021-SF)
[12] Micah Parsons (2021)
[24] Tyler Smith (2022)
[26] Mazi Smith (2023)

2nd Round (5)

[49] Johnathan Hankins (2013-NYG)
[34] DeMarcus Lawrence (2014)
[51] Trevon Diggs (2020)*
[56] Sam Williams (2022)
[58] Luke Schoonmaker (2023)

3rd Round (11)

[70] Bryan Anger (2012-JAX)
[92] Jourdan Lewis (2017)
[78] Malik Jefferson (2018-CIN)^
[81] Michael Gallup (2018)
[92] Chuma Edoga (2019-NYJ)
[82] Neville Gallimore (2020)
[75] Osa Odighizuwa (2021)
[84] Chauncey Golston (2021)
[99] Nahshon Wright (2021)
[88] Jalen Tolbert (2022)
[90] DeMarvion Overshown (2023)*

4th Round (9)

[135] Dak Prescott (2016)
[116] Dorance Armstrong (2018)
[119] Sheldrick Redwine (2019-CLE)^
[128] Tony Pollard (2019)
[146] Tyler Biadasz (2020)
[138] Josh Ball (2021)*
[140] Buddy Johnson (2021-PIT)^
[129] Jake Ferguson (2022)
[129] Viliami Fehoko (2023)

5th Round (5)

[174] Eric Saubert (2017-ATL)^
[155] Matt Waletzko (2022)*
[167] DaRon Bland (2022)
[176] Damone Clark (2022)
[169] Asim Richards (2023)

6th Round (4)

[213] Donovan Wilson (2019)
[227] Israel Mukuamu (2021)
[178] Eric Scott (2023)
[212] Deuce Vaughn (2023)

7th Round (2)

[244] Jayron Kearse (2016-MIN)
[244] Jalen Brooks (2023)

Undrafted (26)

C.J. Goodwin (2014-PIT)*
Cooper Rush (2017)
Trent Sieg (2018)
Tyron Billy-Johnson (2019)^
Rico Dowdle (2020)
Sean McKeon (2020)
Willington Previlon (2020)*
Terence Steele (2020)
Markquese Bell (2022)
Malik Davis (2022)^
Chris Glaser (2022)^
Peyton Hendershot (2022)*
Brock Hoffman (2022)
Juanyeh Thomas (2022)
KaVontae Turpin (2022)
Brandon Aubrey (2023)
T.J. Bass (2023)
Earl Bostick (2023)^
Josh Butler (2023)^
Jalen Cropper (2023)^
David Durden (2023)*
Princeton Fant (2023)^
Durrell Johnson (2023)^
Hunter Luepke (2023)
John Stephens (2023)*
Tyrus Wheat (2023)

Key: * Reserve/Injured, ^ Practice Squad

WHEN THEY GOT TO THE COWBOYS

WHEN BUILT AND WHEN THEY GOT TO THE COWBOYS

2011 (1)

Tyron Smith, Round 1

2014 (2)

Zack Martin, Round 1

DeMarcus Lawrence, Round 2

2016 (1)

Dak Prescott, Round 4

2017 (1)

Jourdan Lewis, Round 3

2018 (4)

Leighton Vander Esch, Round 1*

Michael Gallup, Round 3

Dorance Armstrong, Round 4

C.J. Goodwin, Practice Squad (CIN)*

2019 (2)

Tony Pollard, Round 4

Donovan Wilson, Round 6

2020 (8)

CeeDee Lamb, Round 1

Trevon Diggs, Round 2*

Neville Gallimore, Round 3

Tyler Biadasz, Round 4

Rico Dowdle, UDFA

Sean McKeon, UDFA

Cooper Rush, FA

Terence Steele, UDFA

2021 (9)

Micah Parsons, Round 1

Chauncey Golston, Round 3

Osa Odighizuwa, Round 3

Nahshon Wright, Round 3

Josh Ball, Round 4*

Israel Mukuamu, Round 6

Bryan Anger, FA

Malik Hooker, FA

Jayron Kearse, FA

2022 (17)

Tyler Smith, Round 1

Sam Williams, Round 2

Jalen Tolbert, Round 3

Jake Ferguson, Round 4

DaRon Bland, Round 5

Damone Clark, Round 5

Matt Waletzko, Round 5*

Markqese Bell, UDFA

Malik Davis, UDFA^

Dante Fowler, UFA

Johnathan Hankins, Trades (LV)

Peyton Hendershot, UDFA*

Brock Hoffman, FA

Malik Jefferson, FA^

Sheldrick Redwine, FA^

Juaneyh Thomas, UDFA

KaVontae Turpin, UDFA

2023 (32)

Mazi Smith, Round 1

Luke Schoonmaker, Round 2

DeMarvion Overshown, Round 3*

Viliami Fehoko, Round 4

Asim Richards, Round 5

Eric Scott, Round 6

Deuce Vaughn, Round 6

Jalen Brooks, Round 7

Brandon Aubrey, FA

T.J. Bass, UDFA

Tyron Billy-Johnson, FA^

Earl Bostick, UDFA^

Josh Butler, FA^

Brandin Cooks, Trades (HOU)

Jalen Cropper, UDFA^

David Durden, UDFA*

Chuma Edoga, UFA (ATL)

Rashaan Evans, FA^

Princeton Fant, UDFA^

Stephon Gilmore, Trades (IND)

Chris Glaser, FA^

Noah Igbinoghene, Trades (MIA)

Buddy Johnson, FA^

Durrell Johnson, UDFA^

Trey Lance, Trades (SF)

Hunter Luepke, UDFA

Willington Previlon, UDFA^

Billy Price, FA^

Eric Saubert, FA^

Trent Sieg, FA

John Stephens, UDFA*

Tyrus Wheat, UDFA

2023 TRANSACTIONS BY DATE

- Jan. 23..... Signed **Dontario Drummond, Brock Hoffman, Alec Lindstrom, Sheldrick Redwine** and **Juanyeh Thomas** to the Reserve/Futures list.
- Jan. 24..... Signed **Tyler Coyle** to the Reserve/Futures list.
- Jan. 25..... Signed **Antonio Callaway, Dennis Houston** and **Alex Taylor** to the Reserve/Futures list.
- Jan. 26..... Signed **Isaac Alarcon** and **Seth Green** to the Reserve/Futures list.
- Feb. 8..... Signed **Malik Jefferson** to the Reserve/Futures list.
- Feb. 22..... Signed **Tristan Vizcaino**.
- Feb. 24..... Named **Jeff Blasko** as Run Game Coordinator/RB coach, **Ramon Chinyoung** as Quality Control/Asst. OL coach, **Ryan Federer** as Game Management/Off. Assistant, **Sharrif Floyd** as Quality Control/Asst. DL coach, **Will Harriger** as Quality Control/Off. Assistant, **Chase Haslett** as Asst. Tight Ends coach, **Cannon Matthews** as Asst. Defensive Backs coach, **Pete Ohnegian** as Quality Control/Def. Assistant coach, **Brian Schottenheimer** as Offensive Coordinator, **Mike Solari** as Offensive Line coach, **Darian Thompson** as Quality Control/Asst. LB coach and **Scott Tolzien** as Quarterbacks coach.
- March 6.... Placed the franchise tag on **Tony Pollard**.
- March 14.. Re-signed **Leighton Vander Esch** and **Donovan Wilson** and acquired **Stephon Gilmore** in a trade with Indianapolis.
- March 15.. Released **Ezekiel Elliott**.
- March 17.. Re-signed **C.J. Goodwin** and **Cooper Rush**.
- March 18.. Acquired **Brandin Cooks** in a trade with Houston.
- March 21.. Signed **Rico Dowdle, Chuma Edoga** and **Ronald Jones**.
- March 22.. Signed **Dante Fowler, Takk McKinley** and **Trent Sieg**.
- March 23.. Signed **Tony Pollard** to the franchise tag.
- April 4..... Signed **Johnathan Hankins**.
- April 27 Drafted **Mazi Smith**.
- April 28 Drafted **Luke Schoonmaker** and **DeMarvion Overshown**.
- April 29 Drafted **Viliami Fehoko, Asim Richards, Eric Scott, Deuce Vaughn** and **Jalen Brooks**.
- May 12..... Signed **Jose Barbon, T.J. Bass, Earl Bostick, Jalen Brooks, Myles Brooks, Jalen Cropper, David Durden, Princeton Fant, Viliami Fehoko, Durrell Johnson, Isaiah Land, Hunter Luepke, D'Angelo Mandell, DeMarvion Overshown, Asim Richards, Luke Schoonmaker, Eric Scott, Mazi Smith, John Stephens, Deuce Vaughn** and **Tyrus Wheat**.
- June 5..... Waived **Antonio Callway** and signed **Tyron Johnson**.
- June 7..... Signed **Ben Banogu**.
- June 9..... Waived **Takk McKinley**.
- July 6 Signed **Brandon Aubrey**.
- July 25 Placed **Jourdan Lewis** on Active/PUP and **Luke Schoonmaker** on Active/NFI, signed **Josh Butler**. Signed **Trevon Diggs** to a five-year extension.
- August 5 ... Signed **Malik Hooker** to a three-year extension.
- August 7 ... Released **Tristan Vizcaino** and activated **Luke Schoonmaker** from Active/NFI.
- August 26 . Acquired **Trey Lance** in a trade with San Francisco.
- August 29 . Released **Isaac Alarcon, Ben Banogu, Jose Barbon, Tyron Billy-Johnson, Quinton Bohanna, Earl Bostick, Myles Brooks, Josh Butler, Jabril Cox, Tyler Coyle, Jalen Cropper, Malik Davis, Dontario Drummond, Chuma Edoga, Princeton Fant, Matt Farniok, Simi Fehoko, C.J. Goodwin, Seth Green, Will Grier, Brock Hoffman, Dennis Houston, Malik Jefferson, Durrell Johnson, Isaiah Land, Alec Lindstrom, D'Angelo Mandell, Sean McKeon, Sheldrick Redwine, Trent Sieg, Alex Taylor-Prioleau** and **Tyrus Wheat**. Placed **Josh Ball, David Durden, DeMarvion Overshown** and **John Stephens** on Reserve/Injured. Traded **Kelvin Joseph** to Miami and acquired **Noah Igbinoghene**.
- August 30 . Signed **Tyron Billy-Johnson, Earl Bostick, Josh Butler, Jalen Cropper, Malik Davis, Princeton Fant, C.J. Goodwin, Brock Hoffman, Malik Jefferson, Durrell Johnson, Sean McKeon, Sheldrick Redwine, Alex Taylor-Prioleau** and **Tyrus Wheat** to the practice squad. Placed **Matt Waletzko** and **Nahshon Wright** on Reserve/Injured and signed **Chuma Edoga** and **Trent Sieg** to the active roster.
- August 31 . Signed **Sean Harlow** and **Willington Previlon** to the practice squad.
- Sept. 4 Signed **Terence Steele** to a five-year extension.
- Sept. 18 Released **Ronald Jones**.
- Sept. 23 Placed **Trevon Diggs** on Reserve/Injured and signed **C.J. Goodwin** to the active roster.
- Sept. 27 Signed **Billy Price** to the practice squad.
- Sept. 28 Released **Devin Harper**.
- Sept. 30 Signed **Brock Hoffman** to the active roster.
- Oct. 3 Signed **Mikel Jones** to the practice squad.
- Oct. 12 Placed **Peyton Hendershot** on Reserve/Injured, signed **Sean Mckeon** to the active roster and signed **Rashaan Evans** to the practice squad. Designated **Nahshon Wright** for return to practice.
- Oct. 16 Placed **C.J. Goodwin** and **Leighton Vander Esch** on Reserve/Injured, activated **Nahshon Wright** from Reserve/Injured and signed **Tyrus Wheat** to the active roster from the practice squad.
- Oct. 22 Released **Mikel Jones** and **Alex Taylor-Prioleau**.
- Oct. 23 Signed **Chris Glaser, Buddy Johnson, Adam Pankey** and **Eric Saubert** to the practice squad.

2023 TRANSACTIONS BY PLAYER

ALARCON, Isaac - T
 1/26..... Signed as a Reserve/Future
 8/29..... Released
AUBREY, Brandon - K
 7/6..... Signed
BALL, Josh - G/T
 8/29..... Placed on Reserve/Injured
BANOBU, Ben - DE
 6/7..... Signed
 8/29..... Released
BARBON, Jose - WR
 5/12..... Signed
 8/29..... Released
BASS, T.J. - G
 5/12..... Signed
BILLY-JOHNSON, Tyron - WR
 6/5..... Signed
 8/29..... Released
 8/30..... Signed to practice squad
BLASKO, Jeff
 2/24..... Named Run Game Coordinator/RB Coach
BOSTICK, Earl - T
 5/12..... Signed
 8/29..... Released
 8/30..... Signed to practice squad
BROOKS, Jalen - WR
 4/29..... Drafted in the seventh round
BROOKS, Myles - CB
 5/12..... Signed
 8/29..... Released
BUTLER, Josh - CB
 7/25..... Signed
 8/29..... Released
 8/30..... Signed to practice squad
CALLWAY, Antonio - WR
 1/25..... Signed as a Reserve/Future
 6/5..... Released
CHINYOUNG, Ramon
 2/24..... Named Quality Control/Asst. OL Coach
COOKS, Brandin - WR
 3/18..... Acquired in trade with Houston
COX, Jabril - LB
 8/29..... Released
COYLE, Tyler - S
 1/24..... Signed as a Reserve/Future
 8/29..... Released
CROPPER, Jalen - WR
 5/12..... Signed
 8/29..... Released
 8/30..... Signed to practice squad
DAVIS, Malik - RB
 8/29..... Released
 8/30..... Signed to practice squad
DIGGS, Trevon - CB
 7/25..... Signed a contract extension though 2027
 9/23..... Placed on Reserve/Injured
DOWDLE, Rico - RB
 3/21..... Signed
DRUMMOND, Dontario - WR
 1/23..... Signed as a Reserve/Future
 8/29..... Released
DURDEN, David - WR
 5/12..... Signed
 8/29..... Placed on Reserve/Injured
EDOGA, Chuma - T
 3/21..... Signed
 8/29..... Released
 8/30..... Signed
ELLIOTT, Ezekiel - RB
 3/15..... Released
EVANS, Rashaan - LB
 10/12..... Signed to practice squad
FANT, Princeton - TE
 5/12..... Signed
 8/29..... Released
 8/30..... Signed to practice squad
FARNIOK, Matt - G
 8/29..... Released
FEDER, Ryan
 2/24..... Named Game Management/Off. Assistant
FEHOKO, Simi - WR
 8/29..... Released

FEHOKO, Villiami - DE
 4/29..... Drafted in the fourth round
FLOYD, Sharif
 2/24..... Named Quality Control/Asst. DL Coach
FOWLER, Dante - DE
 3/22..... Signed
GILMORE, Stephen - CB
 3/14..... Acquired in trade with Indianapolis
GLASER, Chris - G
 10/23..... Signed to practice squad
GOODWIN, C.J. - CB
 3/17..... Signed
 8/29..... Released
 8/30..... Signed to practice squad
 9/23..... Signed
 10/16..... Placed on Reserve/Injured
GREEN, Seth - TE
 1/26..... Signed as a Reserve/Future
 8/29..... Released
GRIER, Will - QB
 8/29..... Released
HANKINS, Johnathan - DT
 4/4..... Signed
HARLOW, Sean - G
 8/31..... Signed to practice squad
HARPER, Devin - LB
 9/28..... Released
HARRIGER, Will
 2/24..... Named Quality Control/Off. Assistant
HASLETT, Chase
 2/24..... Named Assistant Tight Ends Coach
HENDERSHOT, Peyton - TE
 10/12..... Placed on Reserve/Injured
HOFFMAN, Brock - C
 1/23..... Signed as a Reserve/Future
 8/29..... Released
 8/30..... Signed to practice squad
 9/30..... Signed to active roster
HOOKER, Malik - S
 8/5..... Signed a contract extension through 2025
HOUSTON, Dennis - WR
 1/25..... Signed as a Reserve/Future
 8/29..... Released
IGBINOGHENE, Noah - CB
 8/29..... Acquired via trade
JEFFERSON, Malik - LB
 2/8..... Signed as a Reserve/Future
 8/29..... Released
 8/30..... Signed to practice squad
JOHNSON, Durrell - DE
 5/12..... Signed
 8/29..... Released
 8/30..... Signed to practice squad
JONES, Buddy - LB
 10/23..... Signed to practice squad
JONES, Mikel - LB
 10/3..... Signed to practice squad
 10/22..... Released
JONES, Ronald - RB
 3/21..... Signed
 8/29..... Placed on Reserve/Suspended
 9/18..... Released
LANCE, Trey - QB
 8/26..... Acquired via trade
LAND, Isaiah - LB
 5/12..... Signed
 8/29..... Released
LEWIS, Jourdan - CB
 7/25..... Placed on Active/PUP
LINDSTROM, Alec - C
 1/23..... Signed as a Reserve/Future
 8/29..... Released
LUEPKE, Hunter - FB
 5/12..... Signed
MANDELL, D'Angelo - CB
 5/12..... Signed
 8/29..... Released
MATTHEWS, Cannon
 2/24..... Named Asst. Defensive Backs Coach
McKEON, Sean - TE
 8/29..... Released
 8/30..... Signed to practice squad
 10/12..... Signed to active roster

McKINLEY, Takk - DE
 3/22..... Signed
 6/9..... Released
OHNEGIAN, Pete
 2/24..... Named Quality Control/Def. Assistant
OVERSHOWN, DeMarvion - LB
 4/28..... Drafted in the third round
 8/29..... Placed on Reserve/Injured
PANKEY, Adam - G
 10/23..... Signed to practice squad
POLLARD, Tony - RB
 3/6..... Designated franchise tag player
 3/23..... Signed franchise tag
PREVILON, Willington - DT
 8/31..... Signed to practice squad
PRICE, Billy - C
 9/27..... Signed to practice squad
REDWINE, Sheldrick - DB
 1/23..... Signed as a Reserve/Future
 8/29..... Released
 8/30..... Signed to practice squad
RICHARDS, Asim - T
 4/29..... Drafted in the fifth round
RUSH, Cooper- QB
 3/17..... Signed
SAUBERT, Eric - TE
 10/23..... Signed to practice squad
SCHOONMAKER, Luke - TE
 4/28..... Drafted in the second round
 7/25..... Placed on Active/NFI
 8/7..... Passed physical
SCHOTTENHEIMER, Brian
 2/24..... Named Offensive Coordinator
SCOTT, Eric - CB
 4/29..... Drafted in the sixth round
SIEG, Trent - LS
 3/22..... Signed
 8/29..... Released
 8/30..... Signed
SMITH, Mazi - DT
 4/27..... Drafted in the first round
SOLARI, Mike
 2/24..... Named Offensive Line Coach
STEELE, Terence - T
 9/4..... Signed a five-year extension
STEPHENS, John - TE
 5/12..... Signed
 8/29..... Placed on Reserve/Injured
TAYLOR-PRIOLEAU, Alex - T
 1/25..... Signed as a Reserve/Future
 8/29..... Released
 8/30..... Signed to practice squad
 10/22..... Released
THOMAS, Juanyeh - S
 1/23..... Signed as a Reserve/Future
THOMPSON, Darian
 2/24..... Named Quality Control/Asst. LB Coach
TOLZIEN, Scott
 2/24..... Named Quarterbacks Coach
VANDER ESCH, Leighton - LB
 3/14..... Signed
 10/16..... Placed on Reserve/Injured
VAUGHN, Deuce - RB
 4/29..... Drafted in the sixth round
VIZCAINO, Tristan - K
 2/22..... Signed
 8/7..... Released
WALETZKO, Matt - T
 8/30..... Placed on Reserve/Injured
WHEAT, Tyrus - LB
 5/12..... Signed
 8/29..... Released
 8/30..... Signed to practice squad
 10/16..... Signed to active roster
WILSON, Donovan - S
 3/14..... Signed
WRIGHT, Nahshon - CB
 8/30..... Placed on Reserve/Injured
 10/12..... Designated for Return
 10/16..... Activated from Reserve/Injured



TEAM AND INDIVIDUAL STATS

2023 DALLAS COWBOYS STATISTICS

WON 4, LOST 2

9/10	W	40-0	at N.Y. Giants	80,809
9/17	W	30-10	N.Y. Jets	93,689
9/24	L	16-28	at Arizona	62,915
10/1	W	38-3	New England	93,719
10/8	L	10-42	at San Francisco	71,617
10/16	W	20-17	at L.A. Chargers	70,240

2023 TEAM STATISTICS

	DAL	OPP.
FIRST DOWNS	120	99
Rushing	41	32
Passing	67	51
Penalty	12	16
Third Down-Made/Att	41/86	26/74
Third Down Efficiency	47.7%	35.1%
Fourth Down-Made/Att	2/7	5/11
Fourth Down Efficiency	28.6%	45.5%
TOTAL NET YARDS	1,979	1,732
Avg. Per Game	329.8	288.7
Total Plays	392	347
Avg. Per Play	5.0	5.0
NET YARDS RUSHING	718	670
Avg. Per Game	119.7	111.7
Total Rushes	182	161
Avg. Per Rush	3.9	4.2
NET YARDS PASSING	1,261	1,062
Avg. Per Game	210.2	177.0
Sacked/Yards Lost	15/100	16/94
Gross Yards	1,361	1,156
Attempts/Completions	195/136	170/102
Pct. of Completion	69.7%	60.0%
Had Intercepted	4	8
PUNTS/AVERAGE	19/51.5	24/46.3
Net Punting Average	44.7	44.0
PUNT RETURN/AVG.	8/6.9	11/9.8
KICKOFF RETURN/AVG.	6/14.8	1/28.0
INTERCEPTION RETURN/AVG.	8/15.8	4/12.3
PENALTIES/YARDS	46/357	40/344
FUMBLES/BALL LOST	6/2	8/4
TOUCHDOWNS	15	12
Rushing	5	4
Passing	6	8
Returns	4	0
EXTRA POINTS/ATTEMPTS	12/13	10/10
TWO POINT CONVERSION/ATT.	2/2	0/2
FIELD GOALS/ATTEMPTS	16/16	6/9
AVG. TIME OF POSSESSION	31:53	28:07

SCORE BY PERIODS

	Q1	Q2	Q3	Q4	OT	PTS
TEAM	43	56	22	33	0	154
OPPONENTS	26	36	10	28	0	100

SCORING

	TD	RU	PA	RT	PAT	FG	2PT	S	PTS
B. Aubrey	0	0	0	0	12/13	16/16	0	0	60
T. Pollard	2	2	0	0	0/0	0/0	1	0	14
D. Bland	2	0	0	2	0/0	0/0	0	0	12
K. Turpin	2	1	1	0	0/0	0/0	0	0	12
B. Cooks	1	0	1	0	0/0	0/0	0	0	6
R. Dowdle	1	0	1	0	0/0	0/0	0	0	6
J. Ferguson	1	0	1	0	0/0	0/0	0	0	6
N. Igbinoehene	1	0	0	1	0/0	0/0	0	0	6
C. Lamb	1	0	1	0	0/0	0/0	0	0	6
H. Luepke	1	1	0	0	0/0	0/0	0	0	6
D. Prescott	1	1	0	0	0/0	0/0	0	0	6
L. Schoonmaker	1	0	1	0	0/0	0/0	0	0	6
L. Vander Esch	1	0	0	1	0/0	0/0	0	0	6
C. Golston	0	0	0	0	0/0	0/0	1	0	2
TEAM	15	5	6	4	12/13	16/16	2	0	154
OPPONENTS	12	4	8	0	10/10	6/9	0	0	100

2-Pt Conv: C. Golston 1, T. Pollard 1, **TM** 2-2, **OPP** 0-2

SACKS: M. Parsons 5.0, O. Odighizuwa 3.0, D. Lawrence 2.0, D. Armstrong 2.0, C. Golston 1.0, S. Williams 1.0, J. Kearsse 1.0, D. Fowler 1.0, **TM** 16.0, **OPP** 15.0

FUM/LOST: T. Pollard 2/1, J. Tolbert 1/1, K. Turpin 1/0, C. Lamb 1/0, B. Cooks 1/0, **TM** 6/2, **OPP** 8/4

PASSING	ATT	CMP	YDS	CMP%	YDS/ATT	TD	TD%	INT	INT%	LONG	SACK/LOST	RATING
D. Prescott	190	132	1,333	69.5	7.0	6	3.2	4	2.1	60	14/92	91.0
C. Rush	5	4	28	80.0	5.6	0	0.0	0	0.0	13	1/8	90.0
B. Anger	1	1	0	100.0	0.0	0	0.0	0	0.0	00	0/0	79.2
TEAM	196	137	1,361	69.9	6.9	6	3.1	4	2.0	60	15.0/100	91.0
OPPONENTS	170	102	1,156	60.0	6.8	8	4.7	8	4.7	69	16.0/94	76.5

RUSHING	NO.	YDS	AVG	LONG	TD
T. Pollard	96	370	3.9	31	2
R. Dowdle	28	107	3.8	10	0
D. Prescott	19	85	4.5	18t	1
K. Turpin	6	66	11.0	46	1
D. Vaughn	20	40	2.0	13	0
C. Lamb	3	21	7.0	12	0
B. Cooks	2	20	10.0	14	0
H. Luepke	3	13	4.3	9	1
P. Hendershot	1	0	0.0	0	0
C. Rush	4	-4	-1.0	0	0
TEAM	182	718	3.9	46	5
OPPONENTS	161	670	4.2	45t	4

RECEIVING	NO.	YDS	AVG	LONG	TD
C. Lamb	34	475	14.0	49	1
M. Gallup	18	204	11.3	29	0
J. Ferguson	21	190	9.0	21	1
T. Pollard	25	176	7.0	60	0
B. Cooks	13	109	8.4	17	1
J. Tolbert	7	71	10.1	18	0
K. Turpin	5	51	10.2	26t	1
R. Dowdle	5	50	10.0	17	1
L. Schoonmaker	1	1	1.0	1t	1
D. Vaughn	5	19	3.8	11	0
P. Hendershot	1	3	3.0	3	0
H. Luepke	1	12	12.0	12	0
S. McKeon	0	0	0.0	0	0
TEAM	136	1,361	10.0	60	6
OPPONENTS	102	1,156	11.3	69	8

INTERCEPTIONS	NO.	YDS	AVG	LONG	TD
D. Bland	3	86	28.7	54t	2
S. Gilmore	2	0	0.0	0	0
J. Kearsse	1	32	32.0	32	0
T. Diggs	1	8	8.0	8	0
M. Hooker	1	0	0.0	0	0
TEAM	8	126	15.8	54t	2
OPPONENTS	4	49	12.3	26	0

PUNTING	NO.	YDS	AVG	NET	TB	IN	LG	B
B. Anger	19	978	51.5	44.7	1	6	57	0
TEAM	19	978	51.5	44.7	1	6	57	0
OPPONENTS	24	1,110	46.3	44.0	0	5	62	0

PUNT RETURNS	RET	FC	YDS	AVG	LONG	TD
K. Turpin	6	11	45	7.5	15	0
D. Vaughn	1	0	10	10.0	10	0
J. Tolbert	1	0	0	0.0	0	0
TEAM	8	11	55	6.9	15	0
OPPONENTS	11	5	108	9.8	26	0

KICKOFF RETURNS	NO.	YDS	AVG	LONG	TD
K. Turpin	3	54	18.0	21	0
R. Dowdle	2	35	17.5	22	0
H. Luepke	1	0	0.0	0	0
TEAM	6	89	14.8	22	0
OPPONENTS	1	28	28.0	28	0

FIELD GOALS	1-19	20-29	30-39	40-49	50+
B. Aubrey	0/0	7/7	6/6	1/1	2/2
TEAM	0/0	7/7	6/6	1/1	2/2
OPPONENTS	0/0	2/2	2/3	1/2	1/2

B. Aubrey: (21, 38) (35, 21, 55, 26, 30) (49, 27, 26) (23, 23, 33) (50) (32, 39)

OPP: (45B, 36WL) (34) (39, 43, 62) (29, 52WR) () (24)

2023 DALLAS COWBOYS DEFENSIVE STATISTICS

RNK	PLAYER	TKL	AST	TOTAL	SACKS/YDS	TFL/YDS	QBPR	FR	FF	INT/YDS	PD
1.	Clark, Damone	23	15	38		1/-2	2				
2.	Vander Esch, Leighton	18	17	35		1/-2	2	1			
3.	Bell, Markquese	18	10	28		1/-5	1		1		1
4.	Kearse, Jayron	20	7	27	1.0/-2	1/-4	3			1/32	3
5.	Hooker, Malik	13	13	26						1/0	2
6.	Odighizuwa, Osa	11	14	25	3.0/-18	2/-5	12				
7.	Gilmore, Stephon	21	3	24						2/0	6
8.	Bland, DaRon	17	7	24		1/-3	2			3/86	7
9.	Wilson, Donovan	15	8	23		1/-5	2				
10.	Parsons, Micah	8	11	19	5.0/-40	3/-7	32	1	1		1
11.	Lawrence, DeMarcus	9	9	18	2.0/-10	2/-6	19				2
12.	Hankins, Johnathan	6	9	15			1				2
13.	Lewis, Jourdan	8	5	13		1/-1		1	1		1
14.	Armstrong, Dorance	4	8	12	2.0/-8	1/-2	9				
15.	Golston, Chauncey	2	6	8	1.0/-9		4		1		
16.	Diggs, Trevon	4	2	6					1	1/8	3
17.	Smith, Mazi	2	4	6		1/-2	1				
18.	Thomas, Juanyeh	3	2	5			1				1
19.	Gallimore, Neville	3	1	4		1/-2	3				
20.	Williams, Sam	0	4	4	1.0/-7		5				
21.	Fowler, Dante	2	0	2	1.0/0	1/-5	11		1		3
22.	Jefferson, Malik	1	1	2		1/-4					
23.	Goodwin, C.J.	0	2	2							
	Harper, Devin	0	2	2							
25.	Wheat, Tyrus	1	0	1							
26.	Mukuamu, Israel										

Ast=Assist, TFL=Tackle for a Loss, QBPR=Pressures, Int=Interception, FR=Fumble Recovery, FF=Forced Fumble, PD=Pass Defense

1

2023 COWBOYS SPECIAL TEAMS							
RNK	PLAYER	S	A	TOT	FF	FR	BL
1.	Goodwin, C.J.	3	0	3			
2.	Clark, Damone	2	0	2			
	Tolbert, Jalen	2	0	2			
4.	Anger, Bryan	1	0	1			
	Harper, Devin	1	0	1			
	Jefferson, Malik	1	0	1			
	Luepke, Hunter	1	0	1			
	Sieg, Trent	1	0	1			
9.	Thomas, Juanyeh	0	0	0		1	

DEFENSIVE STATS BY RANK							
PRESSURES		SACKS		TACKLES FOR LOSS		INTERCEPTIONS	
PLAYER	NO	PLAYER	NO	PLAYER	NO	PLAYER	NO
1. M. Parsons	32	1. M. Parsons	5.0	1. M. Parsons	3	1. D. Bland	3
2. D. Lawrence	19	2. O. Odighizuwa	3.0	2. D. Lawrence	2	2. S. Gilmore	2
3. O. Odighizuwa	12	3. D. Armstrong	2.0	O. Odighizuwa	2	3. T. Diggs	1
4. D. Fowler	11	D. Lawrence	2.0	4. D. Armstrong	1	M. Hooker	1
5. D. Armstrong	9	5. D. Fowler	1.0	M. Bell	1	J. Kearse	1

FORCED FUMBLES		FUMBLE RECOVERIES		PASSES DEFENSED	
PLAYER	NO	PLAYER	NO	PLAYER	NO
1. M. Bell	1	1. J. Lewis	1	1. D. Bland	7
T. Diggs	1	I. Mukuamu	1	2. S. Gilmore	6
D. Fowler	1	M. Parsons	1	3. T. Diggs	3
C. Golston	1	L. Vander Esch	1	D. Fowler	3
J. Lewis	1			J. Kearse	3

2023 TEAM STATS

COWBOYS

	FIRST DOWNS				TOTAL OFF.				RUSHING				PASSING				INT BY DAL.		PUNTS				PUNT RETURNS				KO RETURNS		PEN.		FUM.				SCORING				T.O.P.	
	T	R	Pa	Pe	YDS	PLYS	AVG	ANG	YDS	ATT	AVG	YDS	SKYD	ATT	COM. %	NO	YDS	TD	NO	AVG	NO	YDS	FC	TD	NO	YDS	TD	NO	YDS	NO	YDS	NOLIT	TD	TD%	TD%	TD%	PAT	2PT	FG	T.O.P.
9/10 @ N.Y. Giants	18	7	8	3	285	55	4.8	4.8	122	30	4.1	143	0/0	25	13	2	22	1	3	-48.7	2	17	0	0	1	0	0	5	-35	10	0	0	0	0	2	4/5	0/0	0/0	26:32	
9/17 N.Y. JETS	26	8	16	2	382	83	4.6	4.6	134	44	3.0	248	1/7	38	31	3	40	0	3	-51.7	0	0	4	0	0	0	0	6	-38	10	2	0	2	0	2/2	1/1	5/5	42:15		
9/24 @ Arizona	26	12	11	3	416	75	5.5	5.5	185	33	5.6	231	2/18	40	25	1	0	0	2	-51.0	1	0	1	0	0	0	0	13	-107	0	1	0	1	0	1/1	0/0	3/3	34:33		
10/1 NEW ENGLAND	22	6	15	1	377	69	5.5	5.5	124	30	4.1	253	3/28	36	30	2	64	1	2	-56.0	2	13	3	0	0	0	0	5	-32	20	4	1	1	1	3/3	1/1	3/3	35:09		
10/8 @ San Francisco	8	3	5	0	197	49	4.0	4.0	57	19	3.0	140	4/21	26	16	3	0	0	5	-50.8	1	10	1	0	4	68	0	6	-60	1/1	1	0	1	0	1/1	0/0	1/1	22:55		
10/16 @ LA Chargers	20	5	12	3	342	61	5.6	5.6	96	26	3.7	246	5/26	30	21	1	0	0	4	-52.3	2	15	2	0	1	31	0	11	-85	1/1	2	1	1	0	2/2	0/0	2/2	29:52		
10/29 LA RAMS																																								
11/5 @ Philadelphia																																								
11/12 N.Y. GIANTS																																								
11/19 @ Carolina																																								
11/23 WASHINGTON																																								
11/30 SEATTLE																																								
12/10 PHILADELPHIA																																								
12/17 @ Buffalo																																								
12/24 @ Miami																																								
12/30 DETROIT																																								
1/7/23 @ Washington																																								
2023 Totals	120	41	67	12	1979	392	5.0	5.0	718	182	3.9	1281	15 / 100	195	136	8	126	2	# - 97.8	8	55	11	0	6	99	0	46	- 357	62	15	5	6	3	13/14	2/2	18/16	31/56			

9/10 @ N.Y. Giants 6/13 46.2%
 9/17 N.Y. JETS 9/18 50.0%
 9/24 @ Arizona 9/16 50.0%
 10/1 NEW ENGLAND 8/15 53.3%
 10/8 @ San Francisco 4/11 36.4%

10/16 @ LA Chargers 5/13 38.5%
 10/29 LA RAMS 11/23 WASHINGTON 11/30 SEATTLE 12/10 PHILADELPHIA

11/19 @ Carolina 12/17 @ Buffalo
 11/23 WASHINGTON 12/24 @ Miami
 12/30 DETROIT 1/7/23 @ Washington

SEASON TOTAL
 41 / 86 47.7%

10/16 @ LA Chargers 5/13 38.5%
 10/29 LA RAMS 11/23 WASHINGTON 11/30 SEATTLE 12/10 PHILADELPHIA

11/19 @ Carolina 12/17 @ Buffalo
 11/23 WASHINGTON 12/24 @ Miami
 12/30 DETROIT 1/7/23 @ Washington

SEASON TOTAL
 41 / 86 47.7%

OPPONENTS

	FIRST DOWNS				TOTAL OFF.				RUSHING				PASSING				INT BY OPP		PUNTS				PUNT RETURNS				KO RETURNS		PEN.		FUM.				SCORING				T.O.P.	
	T	R	Pa	Pe	YDS	PLYS	AVG	ANG	YDS	ATT	AVG	YDS	SKYD	ATT	COM. %	NO	YDS	TD	NO	AVG	NO	YDS	FC	TD	NO	YDS	TD	NO	YDS	NO	YDS	NOLIT	TD	TD%	TD%	TD%	PAT	2PT	FG	T.O.P.
9/10 @ N.Y. Giants	14	6	5	3	171	65	2.6	2.6	108	28	3.9	63	7/47	30	17	2	0	0	3	-53	1	7	0	0	0	0	0	6	-72	5/1	0	0	0	0	0	0	0/0	0/0	0/0	33:28
9/17 N.Y. JETS	12	4	6	2	215	46	4.7	4.7	64	16	4.0	151	3/19	27	12	3	0	0	5	-48	1	7	2	0	0	0	0	5	-29	1/1	1	0	1	0	1/1	0/0	1/1	17:45		
9/24 @ Arizona	20	8	8	4	400	53	7.5	7.5	222	30	7.4	178	2/11	21	17	0	0	0	2	-47	2	19	0	0	1	28	0	8	-69	0/0	3	2	1	0	1/1	0/2	3/3	25:27		
10/1 NEW ENGLAND	10	2	8	0	253	55	4.6	4.6	53	23	2.3	200	2/7	30	16	2	0	0	5	-45.0	1	-2	1	0	0	0	0	6	-50	1/1	0	0	0	0	0/0	0/0	1/2	24:51		
10/8 @ San Francisco	25	10	25	3	421	67	6.3	6.3	170	41	4.1	251	1/2	25	18	0	3	49	0	4	-46.8	4	39	1	0	0	0	0	6	-45	1/1	6	2	4	0	6/6	0/0	0/0	37:05	
10/16 @ LA Chargers	18	2	12	4	272	61	4.5	4.5	53	23	2.3	219	1/8	37	22	1	0	0	5	-40.6	2	38	1	0	0	0	0	9	-79	0/0	2	0	2	0	2/2	0/0	0/0	30:08		
10/29 LA RAMS																																								
11/5 @ Philadelphia																																								
11/12 N.Y. GIANTS																																								
11/19 @ Carolina																																								
11/23 WASHINGTON																																								
11/30 SEATTLE																																								
12/10 PHILADELPHIA																																								
12/17 @ Buffalo																																								
12/24 @ Miami																																								
12/30 DETROIT																																								
1/7/23 @ Washington																																								
2023 Totals	99	32	64	16	1732	347	5.0	5.0	670	161	4.2	1062	15 / 94	170	102	8	49	0	# -46.3	11	108	5	0	1	28	0	40	- 344	8/4	12	4	8	0	10/10	0/2	6/7	22:59			

9/10 @ N.Y. Giants 5/16 31.3%
 9/17 N.Y. JETS 1/10 10.0%
 9/24 @ Arizona 4/13 30.8%
 10/1 NEW ENGLAND 6/11 54.5%

10/16 @ LA Chargers 5/14 35.7%
 10/29 LA RAMS 11/23 WASHINGTON 11/30 SEATTLE 12/10 PHILADELPHIA

11/19 @ Carolina 12/17 @ Buffalo
 11/23 WASHINGTON 12/24 @ Miami
 12/30 DETROIT 1/7/23 @ Washington

SEASON TOTAL
 26 / 74 35.1%

10/16 @ LA Chargers 5/14 35.7%
 10/29 LA RAMS 11/23 WASHINGTON 11/30 SEATTLE 12/10 PHILADELPHIA

11/19 @ Carolina 12/17 @ Buffalo
 11/23 WASHINGTON 12/24 @ Miami
 12/30 DETROIT 1/7/23 @ Washington

SEASON TOTAL
 26 / 74 35.1%

TEAM GAME-BY-GAME SCORING

			COWBOYS						OPPONENTS						POINT	OVERALL
DATE	OPPONENT	W/L/T	1ST	2ND	3RD	4TH	OT	TOTAL	1ST	2ND	3RD	4TH	OT	TOTAL	DIFF	RECORD
9/10	at N.Y. Giants	W	16	10	7	7	--	40	0	0	0	0	--	0	+40	1-0
9/17	N.Y. Jets	W	7	11	6	6	--	30	0	10	0	0	--	10	+20	2-0
9/24	at Arizona	L	3	7	3	3	--	16	9	12	0	7	--	28	-12	2-1
10/1	New England	W	10	18	3	7	--	38	3	0	0	0	--	3	+35	3-1
10/8	at San Francisco	L	0	7	3	0	--	10	7	14	7	14	--	42	-32	3-2
10/16	at L.A. Chargers	W	7	3	0	10	--	20	7	0	3	7	--	17	+3	4-2
10/29	L.A. Rams															
11/5	at Philadelphia															
11/12	N.Y. Giants															
11/19	at Carolina															
11/23	Washington															
11/30	Seattle															
12/10	Philadelphia															
12/17	at Buffalo															
12/24	at Miami															
12/30	Detroit															
1/7	at Washington															
2023 TOTALS		4-2	43	56	22	33	--	154	26	36	10	28	--	100	54	4-2
AVG/GAME			7.2	9.3	3.7	5.5	--	25.7	4.3	6.0	1.7	4.7	--	16.7	9.0	

GAME-BY-GAME PLAYER PARTICIPATION

PLAYERS	AT NYG	NYJ	AT ARI	NE	AT SF	AT LAC															
	9/10	9/17	9/24	10/1	10/8	10/16	10/29	11/5	11/12	11/19	11/23	11/30	12/10	12/17	12/24	12/30	1/7	GP	GS	DNP	I
Bryan Anger	P	P	P	P	P	P	-	-	-	-	-	-	-	-	-	-	-	6	0	0	0
Dorance Armstrong	P	P	P	P	P	P	-	-	-	-	-	-	-	-	-	-	-	6	0	0	0
Brandon Aubrey	P	P	P	P	P	P	-	-	-	-	-	-	-	-	-	-	-	6	0	0	0
Josh Ball	IR	IR	IR	IR	IR	IR	-	-	-	-	-	-	-	-	-	-	-	0	0	0	0
T.J. Bass	P	P	RG	P	P	P	-	-	-	-	-	-	-	-	-	-	-	6	1	0	0
Markquese Bell	P	P	P	P	P	P	-	-	-	-	-	-	-	-	-	-	-	6	1	0	0
Tyler Biadasz	C	C	I	C	C	C	-	-	-	-	-	-	-	-	-	-	-	5	5	0	1
Tyron Billy-Johnson	PS	PS	PS	PS	PS	PS	-	-	-	-	-	-	-	-	-	-	-	0	0	0	0
DaRon Bland	P	P	CB	CB	CB	CB	-	-	-	-	-	-	-	-	-	-	-	6	4	0	0
Earl Bostick	PS	PS	PS	PS	PS	PS	-	-	-	-	-	-	-	-	-	-	-	0	0	0	0
Jalen Brooks	D	P	D	D	D	P	-	-	-	-	-	-	-	-	-	-	-	2	0	0	4
Josh Butler	PS	PS	PS	PS	PS	PS	-	-	-	-	-	-	-	-	-	-	-	0	0	0	0
Damone Clark	LB	LB	LB	LB	LB	LB	-	-	-	-	-	-	-	-	-	-	-	6	6	0	0
Brandin Cooks	WR	I	WR	WR	WR	WR	-	-	-	-	-	-	-	-	-	-	-	5	5	0	1
Jalen Cropper	PS	PS	PS	PS	PS	PS	-	-	-	-	-	-	-	-	-	-	-	0	0	0	0
Malik Davis	PS	PS	PS	PS	PS	P	-	-	-	-	-	-	-	-	-	-	-	1	0	0	0
Trevon Diggs	CB	CB	IR	IR	IR	IR	-	-	-	-	-	-	-	-	-	-	-	2	2	0	0
Rico Dowdle	P	P	P	P	P	P	-	-	-	-	-	-	-	-	-	-	-	6	0	0	0
David Durden	IR	IR	IR	IR	IR	IR	-	-	-	-	-	-	-	-	-	-	-	0	0	0	0
Chuma Edoga	LG	LG	LT	LT	P	P	-	-	-	-	-	-	-	-	-	-	-	6	4	0	0
Rashaan Evans	A	A	A	A	A	PS	-	-	-	-	-	-	-	-	-	-	-	0	0	0	0
Princeton Fant	PS	PS	PS	PS	PS	PS	-	-	-	-	-	-	-	-	-	-	-	0	0	0	0
Simi Fehoko	A	A	A	A	A	N	-	-	-	-	-	-	-	-	-	-	-	0	0	0	1
Viliami Fehoko	D	D	D	D	D	D	-	-	-	-	-	-	-	-	-	-	-	0	0	0	6
Jake Ferguson	TE	TE	TE	TE	P	TE	-	-	-	-	-	-	-	-	-	-	-	6	5	0	0
Dante Fowler	P	P	P	P	P	P	-	-	-	-	-	-	-	-	-	-	-	6	0	0	0
Neville Gallimore	P	P	P	P	P	P	-	-	-	-	-	-	-	-	-	-	-	6	0	0	0
Michael Gallup	WR	WR	WR	WR	WR	WR	-	-	-	-	-	-	-	-	-	-	-	6	6	0	0
Stephon Gilmore	CB	CB	CB	CB	CB	CB	-	-	-	-	-	-	-	-	-	-	-	6	6	0	0
Chauncey Golston	P	DE	P	DE	P	P	-	-	-	-	-	-	-	-	-	-	-	6	2	0	0
C.J. Goodwin	P	P	P	P	P	IR	-	-	-	-	-	-	-	-	-	-	-	5	0	0	0
Johnathan Hankins	DT	DT	DT	DT	DT	DT	-	-	-	-	-	-	-	-	-	-	-	6	6	0	0
Sean Harlow	PS	PS	P	PS	PS	PS	-	-	-	-	-	-	-	-	-	-	-	1	0	0	0
Devin Harper	P	P	P	A	A	A	-	-	-	-	-	-	-	-	-	-	-	3	0	0	0
Peyton Hendershot	P	P	P	I	I	IR	-	-	-	-	-	-	-	-	-	-	-	3	0	0	2
Brock Hoffman	P	P	C	P	P	P	-	-	-	-	-	-	-	-	-	-	-	6	1	0	0
Malik Hooker	S	S	S	S	S	S	-	-	-	-	-	-	-	-	-	-	-	6	6	0	0
Noah Igbinoghene	P	D	P	P	P	D	-	-	-	-	-	-	-	-	-	-	-	4	0	0	2
Malik Jefferson	PS	PS	PS	P	P	P	-	-	-	-	-	-	-	-	-	-	-	3	0	0	0
Durrell Johnson	PS	PS	PS	PS	PS	PS	-	-	-	-	-	-	-	-	-	-	-	0	0	0	0
Mikel Jones	A	A	A	A	PS	PS	-	-	-	-	-	-	-	-	-	-	-	0	0	0	0
Ronald Jones	R/SUS	R/SUS	A	A	A	A	-	-	-	-	-	-	-	-	-	-	-	0	0	0	0
Jayron Kearse	S	S	S	S	S	S	-	-	-	-	-	-	-	-	-	-	-	6	6	0	0
CeeDee Lamb	WR	WR	WR	WR	WR	WR	-	-	-	-	-	-	-	-	-	-	-	6	6	0	0
Trey Lance	I-QB3	I-QB3	I-QB3	I-QB3	I-QB3	I-QB3	-	-	-	-	-	-	-	-	-	-	-	0	0	0	6
DeMarcus Lawrence	DE	DE	DE	DE	DE	DE	-	-	-	-	-	-	-	-	-	-	-	6	6	0	0
Jourdan Lewis	I	P	P	P	P	P	-	-	-	-	-	-	-	-	-	-	-	5	0	0	1
Hunter Luepke	P	P	P	P	P	P	-	-	-	-	-	-	-	-	-	-	-	6	0	0	0
Zack Martin	RG	RG	I	RG	RG	RG	-	-	-	-	-	-	-	-	-	-	-	5	5	0	1
Sean McKeon	PS	PS	PS	P	P	P	-	-	-	-	-	-	-	-	-	-	-	3	0	0	0
Israel Mukuamu	P	P	D	D	D	P	-	-	-	-	-	-	-	-	-	-	-	3	0	0	3
Osa Odighizuwa	DT	DT	DT	DT	DT	DT	-	-	-	-	-	-	-	-	-	-	-	6	6	0	0
DeMarvion Overshown	IR	IR	IR	IR	IR	IR	-	-	-	-	-	-	-	-	-	-	-	0	0	0	0
Micah Parsons	DE	LB	DE	LB	DE	DE	-	-	-	-	-	-	-	-	-	-	-	6	6	0	0
Tony Pollard	RB	RB	RB	RB	RB	RB	-	-	-	-	-	-	-	-	-	-	-	6	6	0	0
Dak Prescott	QB	QB	QB	QB	QB	QB	-	-	-	-	-	-	-	-	-	-	-	6	6	0	0
Willington Previlon	PS	PS	PS	PS	PS	PS	-	-	-	-	-	-	-	-	-	-	-	0	0	0	0
Billy Price	A	A	A	PS	PS	PS	-	-	-	-	-	-	-	-	-	-	-	0	0	0	0
Sheldrick Redwine	PS	PS	PS	PS	PS	PS	-	-	-	-	-	-	-	-	-	-	-	0	0	0	0
Asim Richards	P	P	P	P	D	D	-	-	-	-	-	-	-	-	-	-	-	4	0	0	2
Cooper Rush	P	DNP	DNP	P	P	DNP	-	-	-	-	-	-	-	-	-	-	-	3	0	3	0
Luke Schoonmaker	P	P	P	P	P	P	-	-	-	-	-	-	-	-	-	-	-	6	0	0	0
Eric Scott	D	D	D	D	D	D	-	-	-	-	-	-	-	-	-	-	-	0	0	0	6
Trent Sieg	P	P	P	P	P	P	-	-	-	-	-	-	-	-	-	-	-	6	0	0	0
Mazi Smith	P	P	P	P	P	P	-	-	-	-	-	-	-	-	-	-	-	6	0	0	0
Tyler Smith	I	I	LG	LG	LG	LG	-	-	-	-	-	-	-	-	-	-	-	4	4	0	2
Tyron Smith	LT	LT	DNP	I	LT	LT	-	-	-	-	-	-	-	-	-	-	-	4	4	1	1
Terence Steele	RT	RT	RT	RT	RT	RT	-	-	-	-	-	-	-	-	-	-	-	6	6	0	0
John Stephens	IR	IR	IR	IR	IR	IR	-	-	-	-	-	-	-	-	-	-	-	0	0	0	0
Alex Taylor-Prioleau	PS	PS	PS	PS	PS	PS	-	-	-	-	-	-	-	-	-	-	-	0	0	0	0
Juanyeh Thomas	S	P	P	P	P	I	-	-	-	-	-	-	-	-	-	-	-	5	1	0	1
Jalen Tolbert	P	WR	P	P	WR	P	-	-	-	-	-	-	-	-	-	-	-	6	2	0	0
KaVontae Turpin	P	P	P	P	P	P	-	-	-	-	-	-	-	-	-	-	-	6	0	0	0
Leighton Vander Esch	LB	LB	LB	LB	LB	IR	-	-	-	-	-	-	-	-	-	-	-	5	5	0	0
Deuce Vaughn	P	P	P	P	P	D	-	-	-	-	-	-	-	-	-	-	-	5	0	0	1
Matt Waletzko	IR	IR	IR	IR	IR	IR	-	-	-	-	-	-	-	-	-	-	-	0	0	0	0
Tyrus Wheat	PS	PS	PS	PS	PS	PS	-	-	-	-	-	-	-	-	-	-	-	1	0	0	0
Sam Williams	P	P	P	P	P	P	-	-	-	-	-	-	-	-	-	-	-	6	0	0	0
Donovan Wilson	I	I	S	P	S	S	-	-	-	-	-	-	-	-	-	-	-	4	3	0	2
Nahshon Wright	IR	IR	IR	IR	IR	P	-	-	-	-	-	-	-	-	-	-	-	1	0	0	0

LEGEND:
 Position abbreviation indicated start, P=Played, D=Inactive, I=Inactive/Injured, I-QB3=Inactive - QB3, DNP=Did Not Play, N=On Inactive List, PS=Practice Squad, IR=Reserve/Injured, R/SUS=Reserve/Suspended, A=Not on Roster, ^=With Other Team

2023/2022 STATISTICAL COMPARISON

COWBOYS OFFENSE	2023	2022	DIFFERENCE
Wins	4	4	0
Losses	2	2	0
Points Scored	154	110	44
Touchdowns	15	10	5
Field Goals Made	16	14	2
Field Goals Attempted	16	16	0
Field Goal Percentage	100.0%	87.5%	12.5%
Third Down Efficiency	47.7%	32.1%	15.6%
Net Yards per Game	329.8	300.8	29.0
<i>NFL Rank -- Net Yds. per Game</i>	17	27	-10
Average Plays per Game	65.3	59.7	5.7
Average Yards per Play	5.0	5.0	0.0
Rushing Yards per Game	119.7	118.8	0.8
<i>NFL Rank -- Rush Yds. per Game</i>	9	16	-7
Average Yards per Rush	3.9	4.3	-0.4
Rushing Attempts per Game	30.3	27.3	3.0
Rushing Touchdowns	5	4	1
Net Passing Yards per Game	210.2	182.0	28.2
<i>NFL Rank -- Net Pass Yds. per Game</i>	19	27	-8
Yards per Pass Attempt	7.0	6.2	0.7
Passing Attempts	195	185	10
Passing Completions	136	104	32
Completion Percentage	69.7%	56.2%	13.5%
Passing Touchdowns	6	5	1
Interceptions Thrown	4	4	0
Sacks Allowed	15	9	6
Fumbles	6	3	3
Fumbles Lost	2	1	1
Penalties	46	42	4
Penalty Yards	357	322	35
Gross Punting Average	51.5	46.9	4.6
Net Punting Average	47.5	40.8	6.7
Punt Return Average	6.9	12.2	-5.3
Kickoff Return Average	14.8	24.6	-9.8

COWBOYS DEFENSE (OPPONENT)	2023	2022	DIFFERENCE
Points Allowed	100	98	2
Total Touchdowns Allowed	12	8	4
Field Goals Made	6	14	-8
Field Goals Attempted	9	17	-8
Field Goal Percentage	66.7%	82.4%	-15.7%
Third Down Efficiency	35.1%	35.2%	-0.1%
Net Yards per Game	288.7	304.2	-15.5
<i>NFL Rank -- Net Yds. per Game</i>	8	8	0
Average Plays per Game	57.8	66.5	-8.7
Average Yards per Play	5.0	4.6	0.4
Rushing Yards per Game	111.7	120.7	-9.0
<i>NFL Rank -- Rush Yds. per Game</i>	17	17	0
Average Yards per Rush	4.2	4.4	-0.3
Rushing Attempts per Game	26.8	27.3	-0.5
Rushing Touchdowns Allowed	4	2	2
Net Passing Yards per Game	177.0	183.5	-6.5
<i>NFL Rank -- Net Pass Yds. per Game</i>	3	4	-1
Yards per Pass Attempt	6.8	5.9	0.9
Passing Attempts	170	211	-41
Passing Completions	102	131	-29
Completion Percentage	60.0%	62.1%	-2.1%
Passing Touchdowns Allowed	8	6	2
Interceptions	8	5	3
Sacks	16	24	-8
Fumbles Caused	8	5	3
Fumbles Recovered	4	2	2
Penalties	40	36	4
Penalty Yards	344	288	56
Gross Punting Average	46.3	44.6	1.7
Net Punting Average	41.8	39.0	2.7
Punt Return Average	9.8	7.5	2.3
Kickoff Return Average	28.0	18.0	10.0

Bold indicates Cowboys improvement

GAME-BY-GAME ELEVATIONS

Date	Opponent	STANDARD ELEVATION	
9/10	@ N.Y. Giants	CB, C.J. Goodwin	C, Brock Hoffman
9/17	N.Y. Jets	CB, C.J. Goodwin	C, Brock Hoffman
9/24	@ Arizona	C, Sean Harlow	C, Brock Hoffman
10/1	New England	LB, Malik Jefferson	TE, Sean McKeon
10/8	@ San Francisco	LB, Malik Jefferson	TE, Sean McKeon
10/16	@ LA Chargers	RB, Malik Davis	LB, Malik Jefferson
10/29	LA Rams		
11/5	@ Philadelphia		
11/12	N.Y. GIANTS		
11/19	@ Carolina		
11/23	Washington		
11/30	Seattle		
12/10	Philadelphia		
12/17	@ Buffalo		
12/24	@ Miami		
12/30	Detroit		
1/7/23	@ Washington		



NON-MEDIA GUIDE BIOS



ONE COWBOYS WAY ★ FRISCO, TEXAS 75034 ★ P:972.497.4959 ★ WWW.DALLASCOWBOYS.COM

2023 NON-MEDIA GUIDE BIOS

BRANDON AUBREY
17 • Kicker

6-3 • 208 • 3/14/95
Notre Dame • FA-'23
NFL: Rookie • Rookie
Games/Starts: 2022-0/0; Career-0/0
Postseason: 2022-0/0; Career-0/0



TRANSACTION SUMMARY:

7/6/23: Signed with Dallas as a free agent.

2023 (USFL):

- Returned to the Birmingham Stallions for the 2023 season and converted 14-of-15 field goals and all 35 PATs.
- Led the league in kickoffs, notching 57 kicks and six touchbacks (10.5%).
- Helped lead the Stallions to their second consecutive USFL title.

2022 (USFL):

- Drafted as a placekicker by the Birmingham Stallions in the 32nd round of the 2022 USFL Draft.
- Led the league in kicking, making 18-of-22 field goals and 22-of-24 PATs on the season.
- Responsible for Stallion kickoffs, leading the league with 55 total kicks and tallied seven touchbacks (12.7%).
- Helped the Stallions to programs first championship title.
- Earned All-USFL honors.

COLLEGE:


- Played four seasons of soccer at Notre Dame (2013-16).
- Scored 15 goals and totalled four assists in 76 appearances as a defender for the Fighting Irish.
- In his senior season at Notre Dame, was named NSCAA third-team All-American, NSCAA first-team All-South Region, and first-team All-ACC.
- Drafted in the first round of the 2017 MLS Draft (21st overall) by Toronto FC, playing for their minor league affiliate and then signed with the Philadelphia Union in 2018 to play with its minor league affiliate.

PERSONAL:

- Attended Plano, Texas, High School where he played soccer his freshman and sophomore years.
- Rated as the 24th best recruit in the class of 2013 by College Soccer News and ranked as the 43rd best player nationally in the class of 2013 according to Top Drawer Soccer.
- Graduated with a computer science degree from Notre Dame.

NOAH IGBINOGHENE (IGG-bin-AWG-guh-nee)
19 • Cornerback

5-11 • 194 • 11/27/99
Auburn • T(Mia) -'23
NFL: 4th Year • Cowboys: 1st Year
Games/Starts: 2022-9/2; Career-32/5
Postseason: 2022-0/0; Career-0/0



PRO: The Dallas Cowboys added depth to the secondary when they traded for former first round pick, Noah Igbinoghene, right before the 2023 roster cut deadline. Igbinoghene, originally drafted by Miami, 30th overall, in the 2020 NFL Draft, gets a clean slate in Dallas. Over three seasons with the Dolphins, Igbinoghene saw action in 32 games and tallied 24 tackles, one interception and five pass breakups with two fumble recoveries.

TRANSACTION SUMMARY:

8/29/23: Traded to Dallas from Miami for Kelvin Joseph.

4/23/20: Drafted in the first round (30th overall) by Miami.

2023 (Miami/Dallas):

- Went to training camp with Miami and was traded to Dallas at the roster cut deadline.

2022 (Miami):

- Played in nine games and accumulated two starts during his third season with the Dolphins recording 10 tackles, one interception and three pass breakups.
- Notched his first career interception to clinch a Miami victory over Pittsburgh (10/23) when he picked off Kenny Pickett in the endzone with 30 seconds remaining in the game.

2021 (Miami):

- Saw action in seven games and recorded one start while tallying four tackles and two special teams tackles.
- Recorded a season-high four tackles at Jacksonville in London (10/17).

2020 (Miami):

- Played 16 games and accumulated two starts in his rookie season and notched 10 tackles, two pass breakups, three special teams tackles and two fumble recoveries.
- Amassed four kickoff returns for 68 yards (17.0 avg).
- Made his NFL debut at New England (9/13), recording two tackles and becoming the youngest player in Dolphins history to appear in a game at 20 years, 291 days old.
- Made his first start at safety at Jacksonville (9/24), notching three tackles and his first career pass breakup.

COLLEGE:

- Was a three-year letterman (2017-19) and two-year starter at Auburn, switching from wide receiver to cornerback before his sophomore season.
- Saw action in 40 games and accumulated 22 starts as a Tiger, finishing with 92 tackles, one interception, 19 pass breakups, one forced fumble, six receptions for 24 yards (4.0 avg), one carry for 11 yards, 44 kickoff returns for 1,199 yards (27.3 avg) and two touchdowns.
- In 2019, started all 13 games at cornerback, amassing 42 tackles, seven passes defensed, nine kickoff returns for 1,199 yards (27.3 avg) and one kickoff return touchdown.
- Played in 13 games with nine starts at corner during the 2018 season. Accrued 50 tackles, one interception, 12 passes defensed, one forced fumble and 11 kickoff returns for 311 yards (28.3 avg).
- Saw action in all 14 games as a freshman in 2017, tallying six receptions for 24 yards (4.0 avg), one carry for 11 yards, 24 kickoff returns for 571 yards (28.3 avg) and one kickoff return touchdown.

PERSONAL:

- Attended Hewitt-Trussville High School in Trussville, Ala, where he played wide receiver.
- Competed in track and field at Auburn his freshman year, where he finished seventh in the triple jump (15.24m) at the 2018 SEC Indoor Championships.
- His parents, Festus and Faith Igbinooghene, were both Olympic track athletes for Nigeria.
- Majored in business management at Auburn.

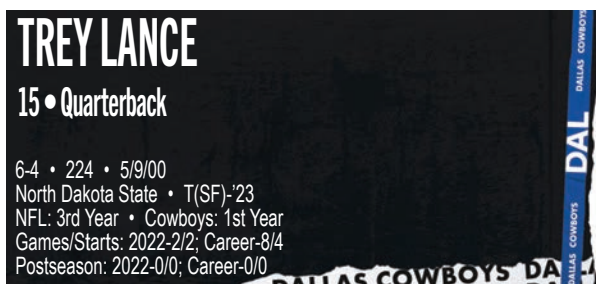
IGBINOGHENE'S NFL TOTALS

Year Team	GP-GS	DEFENSE						INTERCEPTIONS					FUMBLES REC						
		ST	AT	TT	Sks-Yds	Tk/Ls	QB Prs	PBU	FF	No	Yds	Avg	Lg	TD	No	Yds	Avg	Lg	TD
2020 Miami	16-2	9	1	- 10	0.0(0)	0(0)	0	2	0	0	0	0.0	0	0	2	0	0.0	0	0
2021 Miami	7-1	4	0	- 4	0.0(0)	0(0)	0	0	0	0	0	0.0	0	0	0	0	0.0	0	0
2022 Miami	9-2	8	2	- 10	0.0(0)	0(0)	0	3	0	1	0	0.0	0	0	0	0	0.0	0	0
Totals	32-5	21	3	- 24	0.0(0)	0(0)	0	5	0	1	0	0.0	0	0	2	0	0.0	0	0

Year Team	KICKOFF RETURNS				
	No	Yds	Avg	Long	TD
2020 Miami	4	68	17.0	22	0
2021 Miami	0	0	0.0	-	0
2022 Miami	0	0	0.0	-	0

TREY LANCE
15 • Quarterback

6-4 • 224 • 5/9/00
 North Dakota State • T(SF)-23
 NFL: 3rd Year • Cowboys: 1st Year
 Games/Starts: 2022-2/2; Career-8/4
 Postseason: 2022-0/0; Career-0/0





PRO: Prior to their final 2023 preseason game, the Dallas Cowboys added a young, talented signal caller to the quarterback room when sending a 2024 fourth round pick to the San Francisco 49ers for Trey Lance, the former third overall pick from the 2021 NFL Draft. While learning under veteran quarterbacks Dak Prescott and Cooper Rush in Dallas, Lance will continue to develop his dual-threat abilities that made him such a sought after prospect in the Draft. Along with 797 career passing yards, Lance has rushed for 235 yards on 54 carries (4.4 avg.) in eight career games. Lance began the 2022 season as San Francisco's starting quarterback before suffering a season-ending ankle injury in Week 2.

TRANSACTION SUMMARY:

- 8/26/23:** Traded to Dallas from San Francisco for a 2024 fourth round pick.
- 9/21/22:** Placed on Reserve/Injured with an ankle injury.
- 4/29/21:** Drafted in the first round (third overall) by San Francisco.

2023 (San Francisco/Dallas):

- Started training camp on the 49ers roster before being traded to Dallas prior to the last preseason game.

2022 (San Francisco):

- Started two games and completed 15-of-31 passes for 194 yards, while adding 67 rushing yards on 16 carries (4.2 avg.), before suffering a season-ending ankle injury in the Week 2 contest against Seattle (9/18).

2021 (San Francisco):

- Appeared in six games as a rookie, with two starts, and completed 41 of his 71 pass attempts (57.7%) for 603 yards, five touchdowns and a quarterback rating of 97.3. Also added 38 rushes for 168 yards and a score.
- Threw for a touchdown on his first two pass attempts - a five-yard touchdown pass at Detroit (9/12) and 76-yard score against Seattle (10/3) - to become the first player in the last 40 years to throw a touchdown on each of his first two pass completions.
- Stepped in for an injured Jimmy Garoppolo (calf) in the second half against Seattle (10/3), completing nine-of-19 passes for 157 yards, two touchdowns and a quarterback rating of 117.1.
- Made his first career start at Arizona (10/10), completing 15-of-29 attempts for 192 yards and rushing for 89 yards on 16 carries (5.6 avg.).
- Started his second game of the season in Week 17 against Houston (1/2/22), setting career-highs in passing yards (249), completion percentage (69.6%) and tied a career-high with two touchdown passes.

COLLEGE:

- Appeared in 19 games, with 17 starts, in three seasons at North Dakota State (2018-20) as a dual-threat quarterback, completing 208-of-318 attempts (65.4%) for 2,947 passing yards, 30 touchdowns and one interception to go along with 1,325 rushing yards and 18 touchdowns on 192 carries (6.9 avg.).
- Started one game in 2020 before the season was canceled due to the COVID-19 pandemic. In his lone appearance, threw for 149 yards and two touchdowns while adding 143 rushing yards and two scores on the ground.
- In 2019 as a redshirt freshman, started all 16 games and completed 192-of-287 passes (66.9%) for 2,786 yards and 28 touchdowns while rushing for 1,100 yards and 14 touchdowns. Became the first freshman to be awarded the STATS FCS Walter Payton Award as the top offensive player in the FCS. Also awarded the Jerry Rice Award as the top freshman player, becoming the first player to win both major FCS legacy awards in the same season.
- Redshirted as a true freshman in 2018, playing in two contests and attempting just one pass.

PERSONAL:

- Attended Marshall, Minn., High School where he was a three-year starter at both quarterback and safety. In his senior season, threw for 1,386 yards and 14 touchdowns with 641 rushing yards and 10 touchdowns on the ground. Also recorded 54 tackles and three interceptions.
- Team captain and all-conference performer in both football and basketball at Marshall High School.
- Majored in strategic communication with a minor in business administration at North Dakota State.

LANCE'S NFL TOTALS

Year Team	GP-GS	PASSING											
		Att	Cmp	Pct	Yds	Yds/Att	TD	TD%	Int	Int%	Long	Sacks	Rating
2021 San Francisco.....	6-2	71	41	57.7	603	8.5	5	7.0	2	2.8	76t	4/15	97.3
2022 San Francisco.....	2-2	31	15	48.4	194	6.3	0	0.0	1	3.2	44	2/9	55.0
Totals.....	8-4	102	56	54.9	797	7.8	5	4.9	3	2.9	76t	6/24	84.5

Year Team	RUSHING				
	No	Yds	Avg	Long	TD
2021 San Francisco.....	38	168	4.4	15	1
2022 San Francisco.....	16	67	4.2	13	0
Totals.....	54	235	4.4	15	1



UPDATED PLAYER BIOS



2023 PLAYER BIO UPDATES Week 8 vs. Los Angeles Rams

5 Bryan Anger, P

Games/Starts: 2023-6/0 Career-182/0
Playoffs: 2022-2/0 Career-5/0

	Punting									
	No	Yds	Avg	TB	In20	Lg	Blk	Ret	RetYds	Net
Last Game	4	209	52.3	0	1	56	0	2	38	42.8
2023	19	978	51.5	1	6	57	0	11	108	44.7
Career	803	37,505	46.7	60	289	83	5	366	2,973	41.3

	Special Teams								
	Solo	Asst	-	Tot	FF	FR	BP	BFG	BXP
Last Week	1	0	-	1					
2023	1	0	-	1					
Career			-	14					

- Served as the special teams captain in Week 5.
- at N.Y. Giants (9/10)** Had three punts for a gross average of 48.7 and a net average of 39.7, with one punt downed inside the opponent's 20-yard line and one touchback.
- vs. N.Y. Jets (9/17)** Punted three times for a gross average of 51.7 and a net average of 49.3, with one punt downed inside the opponent's 20-yard line and a long punt of 55 yards.
- at Arizona (9/24)** Had two punts, with a long of 52 yards, and posted a gross average of 51.0 and a net average of 41.5.
- vs. New England (10/1)** Had two punts for a gross average of 56.0 and a net average of 57.0, with both downed inside the 20-yard line and a long of 57 yards. Also successfully completed a two-point conversion when he threw a scoring pass to defensive lineman Chauncey Golston on a fake extra point attempt in the second quarter.
- at San Francisco (10/8)** Tallied five punts that recorded a gross average of 50.8 and a net average of 43.0, along with one punt downed inside the 20-yard line and a long punt of 54 yards.
- at LA Chargers (10/16)** Had four punts that averaged a gross of 52.3 and a net of 42.8, with one downed inside the opponent's 20-yard line and a long punt of 56 yards. Also recorded his first special teams tackle since 2020 while with Houston.

92 Dorance Armstrong, DE

Games/Starts: 2023-6/0 Career-82/13
Playoffs: 2022-2/0 Career-3/0

	Tackles			Sks/ Yds	Tkl/ Loss	QB Prs	PBU	FF-FR
	Solo	Asst	Tot					
Last Game	1	1	2			1		
2023	4	8	12	2.0(-8)	1(-2)	9		
Career	84	57	141	18.0(-121)	5(-12)	79	3	2-5

Career	Interceptions					Fumble Recoveries				
	No.	Yds.	Avg.	Lg	TD	No.	Yds.	Avg.	Lg	TD
						3	37	12.3	37t	1

Career	Special Teams								
	Solo	Asst	-	Tot	FF	FR	BP	BFG	BXP
	5	1	-	6	1	1	2	1	

- at N.Y. Giants (9/10)** Had two tackles, 2.0 sacks - third career game with 2.0-or-more sacks - a tackle for loss and four quarterback hurries. His two sacks contributed to a team seven sacks, second-most in a season opener in team history, trailing only the nine against Pittsburgh (9/4/94). Part of a defense whose 40-0 victory marked the largest shutout in Cowboys history and the largest shutout in a NFL season opener since 1999 when Pittsburgh defeated Cleveland 43-0.

- vs. N.Y. Jets (9/17)** Contributed two stops and a hurry.
- at Arizona (9/24)** Made two stops.
- vs. New England (10/1)** Logged two tackles and two hurries.
- at San Francisco (10/8)** Assisted on two tackles and added a hurry.
- at LA Chargers (10/16)** Had two stops and a quarterback pressure.

17 Brandon Aubrey, K

Games/Starts: 2023-6/0 Career-6/0

	Scoring				Kickoffs				
	PAT	FG	Lng	Pts	No	TB	TB%	Opp Ret	Avg. Ret
Last Game	2-2	2-2	39	8	4	4	100.0	0	0.0
2023	12-13	16-16	55	60	36	35	97.2	1	28.0

	10-19	20-29	30-39	40-49	50+	Total	Pct
Last Game	0-0	0-0	2-2	0-0	0-0	2-2	100.0
2023	0-0	7-7	6-6	1-1	2-2	16-16	100.0

- at N.Y. Giants (9/10)** Made his NFL debut as Dallas' placekicker and connected on both of his first career field goals (21, 38) and was four-of-five on the first extra points of his career. Also handled kickoff duties, landing touchbacks on all eight.
- vs. N.Y. Jets (9/17)** Successful on all five of his field goal attempts (35, 21, 55, 26, 30) and his lone PAT. Also had touchbacks on all eight kickoffs for the second straight week. Became the fourth Cowboys rookie kicker to make at least five field goals in a game (Dan Bailey, Roger Ruzek, Richie Cunningham) and the first since Bailey made six against Washington in 2011 (9/26). His seven field goals made in 2023 are the second-most through a Cowboys kicker's first two career games, trailing only Cunningham (eight in 1997), and he is also the first kicker in franchise history to make all of his first seven field goal attempts. His 55-yard field goal was the third-longest field goal by a Cowboys rookie kicker, trailing only Brett Maher's 62 and 59-yard field goals as a rookie in 2018.
- at Arizona (9/24)** Connected on all three field goals (49, 27, 26) and his lone PAT. Also had four touchbacks on five kickoffs. Became the first rookie kicker in franchise history to make his first 10 career field goal attempts. Also became the fifth kicker in NFL history to make 10 field goals in his first three career games.
- vs. New England (10/1)** Was once again perfect on all three field goals (23, 23, 33) and all three PATs. For the season, he is a perfect 13-of-13 on all field goal attempts, and is the eighth kicker in NFL history to start his career 13-for-13 or better.
- at San Francisco (10/8)** Made his only field goal attempt from 50 yards along with an extra point. Became the seventh kicker in NFL history to start his career 14-for-14-or-better. His 52 points thus far on the season are the third-most kicking points by a Cowboy in his first five career games behind Cunningham (62, 1997) and Bailey (55, 2011).
- at LA Chargers (10/16)** Stayed perfect on the season on field goals by adding two more (32, 39) along with two extra points. Also had touchbacks on all four kickoffs.

66 T.J. Bass, G

Games/Starts: 2023-6/1 Career-6/1

- at N.Y. Giants (9/10)** Made his NFL debut on special teams, then entered the game in the third quarter on offense at left guard in place of an injured Chuma Edoga.

T.J. Bass, cont.

vs. N.Y. Jets (9/17) Entered the game on offense in the second half for an injured Edoga (elbow) at left guard. Also played on special teams.

at Arizona (9/24) Made his first career start in place of an injured Zack Martin (ankle). Blocked for an offense that accumulated a season-high 416 total net yards and 185 rushing yards. The offense also notched 26 first downs, including a season-best 12 rushing first downs that tied the most rushing first downs in a game since Head Coach Mike McCarthy arrived in 2020 - against Carolina (10/3/21) and at Minnesota (11/20/22).

vs. New England (10/1) and **at San Francisco (10/8)** Played on offense and special teams.

at LA Chargers (10/16) Saw time on special teams.

14 Markquese Bell, LB

Games/Starts: 2023-6/1 Career-11/1
Playoffs: 2022-2/0 Career-2/0

	Tackles			Sks/ Yds	TKL/ Loss	QB Prs	PBU	FF-FR
	Solo	Asst	Tot					
Last Game	5	2	7					
2023	18	10	28		1(-5)	1	1	1-0
Career	19	10	29		1(-5)	1	1	1-0

• Served as the special teams captain in Week 4.

at N.Y. Giants (9/10) Played on special teams and defense at line-backer, where he registered a career-high and team leading eight tackles along with a tackle for loss and a forced fumble - both the first of his career. Part of a defense whose 40-0 victory marked the largest shutout in Cowboys history and the largest shutout in a NFL season opener since 1999 when Pittsburgh defeated Cleveland 43-0.

vs. N.Y. Jets (9/17) Posted four tackles and his first career quarterback pressure.

at Arizona (9/24) Assisted on two tackles.

vs. New England (10/1) Made three stops.

at San Francisco (10/8) Contributed four tackles.

at LA Chargers (10/16) Made his first career start, tied for second on the defense with seven tackles and notched his first career pass breakup.

63 Tyler Biadasz, C

Games/Starts: 2023-5/5 Career-50/42
Playoffs: 2022-2/2 Career-3/3

at N.Y. Giants (9/10) Started the season opener at center and blocked for an offense that generated 265 total net yards, including 122 yards on the ground highlighted by 70 rushing yards and two rushing scores by Tony Pollard. The line also did not allow a sack of Dak Prescott during 24 dropbacks as he passed for 143 yards.

vs. N.Y. Jets (9/17) Part of an offense that commanded the time of possession with a mark of 42:15, the second-highest amount for a non-overtime, regular season game in franchise history. Collectively, the offense compiled 382 total net yards and 26 first downs.

at Arizona (9/24) Inactive/Injured-Hamstring.

vs. New England (10/1) Returned to the starting lineup after missing the previous game due to injury (hamstring). Assisted the offense in compiling four drives of 10-plus plays, giving the Dallas offense a league-leading 16 on the season. On the day, the offense racked up 377 total net yards and 22 first downs, while holding the ball for 35:09.

at San Francisco (10/8) The offense, behind the offensive line, was limited to 197 total net yards, eight first downs and a 22:55 time of possession mark.

at LA Chargers (10/16) Played in his 50th career game and helped an offense that posted 342 total net yards, a season-high 272 passing yards and 20 first downs.

26 DaRon Bland, CB

Games/Starts: 2023-6/4 Career-23/12
Playoffs: 2022-2/2 Career-2/2

	Tackles			Sks/ Yds	TKL/ Loss	QB Prs	PBU	FF-FR
	Solo	Asst	Tot					
Last Game	3	1	4				2	
2023	17	7	24		1(-3)	2	7	
Career	57	23	80		2(-5)	4	14	

	Interceptions					Fumble Recoveries				
	No.	Yds.	Avg.	Lg	TD	No.	Yds.	Avg.	Lg	TD
Last Game	3	86	28.7	54t	2					
2023	3	86	28.7	54t	2					
Career	8	105	13.1	54t	2					

	Special Teams				FR	BP	BFG	BXP
	Solo	Asst	Tot	FF				
Career	2	0	2					

• Served as the defensive captain in Week 5.

at N.Y. Giants (9/10) Had three stops, one for loss, a hurry, a pass breakup and an interception returned 22 yards for his first career score. His six career picks are tied for the most in the NFL since 2022 and tied with Derek Ross for fifth-most in team history through a player's first 18 games. Part of a defense whose 40-0 victory was the largest shutout in team history and largest shutout in a NFL season opener since 1999 when Pittsburgh defeated Cleveland 43-0.

vs. N.Y. Jets (9/17) Logged two tackles and a hurry.

at Arizona (9/24) Made his first start of the season to the tune of six tackles.

vs. New England (10/1) Collected a career-high tying two interceptions - one returned 54 yards for a touchdown - a career-best three pass breakups and four tackles. Became the third cornerback in Cowboys history with multiple interception return touchdowns in the same season, joining Trevon Diggs (two) in 2021 and Larry Brown (two) in 1995. It was his second career multi-interception game - first since against Indianapolis (12/4/22) - and his eight interceptions since the start of the 2022 season lead the NFL.

at San Francisco (10/8) Posted five tackles and a pass breakup.

at LA Chargers (10/16) Logged four stops and two pass breakups.

83 Jalen Brooks, WR

Games/Starts: 2023-2/0 Career-2/0

	Receiving				
	Rec.	Yds.	Avg.	Lg	TD
Last Game					
2023					

at N.Y. Giants (9/10) Inactive.

vs. N.Y. Jets (9/17) Made the first appearance of his NFL career on offense and special teams but did not record any stats.

at Arizona (9/24), vs. New England (10/1) and **at San Francisco (10/8)** Inactive.

at LA Chargers (10/16) Appeared in his second game of the season on offense and special teams.

33 Damone Clark, LB

Games/Starts: 2023-6/6 Career-16/11
Playoffs: 2022-2/0 Career-2/0

	Tackles			Sks/ Yds	Tk/ Loss	QB Prs	PBU	FF-FR
	Solo	Asst	Tot					
Last Game	6	3	9			2		
2023	23	15	38			2		
Career	55	33	88		1(-3)	3		2-0

	Special Teams			FF	FR	BP	BFG	BXP
	Solo	Asst	Tot					
Last Game								
2023	2	0	2					
Career	4	1	5					

at N.Y. Giants (9/10) Started at linebacker in the season opener and contributed five tackles. Part of a defense whose 40-0 victory marked the largest shutout in Cowboys history and the largest shut-out in a NFL season opener since 1999 when Pittsburgh defeated Cleveland 43-0.

vs. N.Y. Jets (9/17) Added a tackle.

at Arizona (9/24) Led the defense with nine tackles and added a tackle on special teams.

vs. New England (10/1) Made six stops.

at San Francisco (10/8) Logged eight tackles on defense and a tackle on special teams.

at LA Chargers (10/16) Tallied a team-best nine tackles and a career-high two quarterback pressures.

3 Brandin Cooks, WR

Games/Starts: 2023-5/5 Career-137/125
Playoffs: 2022-2/0 Career-6/0

	Receiving					Rushing				
	Rec.	Yds.	Avg.	Lg	TD	Att.	Yds.	Avg.	Lg	TD
Last Game	4	36	9.0	17	1	1	14	14.0	14	0
2023	13	109	8.4	17	1	2	20	10.0	14	0
Career	643	8,725	13.6	98t	50	52	329	6.3	28	2

	Punt Returns					Kickoff Returns					
	No.	Yds.	Avg.	FC	Lg	TD	No.	Yds.	Avg.	Lg	TD
Career	13	49	3.8	15	15	0	1	12	12.0	12	0

• Served as the offensive captain in Week 4.

at N.Y. Giants (9/10) Started at wide receiver in his first appearance as a Cowboy and caught two passes for 22 yards.

vs. N.Y. Jets (9/17) Inactive/Injured-Knee.

at Arizona (9/24) Returned to action after a one-game hiatus (knee) and caught two balls for 17 yards.

vs. New England (10/1) Made four receptions for 27 yards.

at San Francisco (10/8) Recorded his first rush of the season for six yards and also caught one pass for seven yards.

at LA Chargers (10/16) Made his 125th career start, caught four passes for 36 yards and his first touchdown of the season - 50th of his career. Also had a 14-yard run. Became the 18th player in NFL history - first since Damiere Byrd in 2022 - with a receiving touchdown with five different teams.

34 Malik Davis, RB

Games/Starts: 2023-1/0 Career-13/0
Playoffs: 2022-2/0 Career-2/0

	Rushing					Receiving				
	Att.	Yds.	Avg.	Lg	TD	Rec.	Yds.	Avg.	Lg	TD
Last Game										
2023										
Career	38	161	4.2	23t	1	6	63	10.5	18	0

	Special Teams			FF	FR	BP	BFG	BXP
	Solo	Asst	Tot					
Last Game	0	1	1					
2023	0	1	1					
Career	2	1	3					

at LA Chargers (10/16) Elevated from the practice squad to make his first appearance of the season on special teams where he assisted on a tackle.

7 Trevon Diggs, CB

Games/Starts: 2023-2/2 Career-47/46
Playoffs: 2022-2/2 Career-3/3

	Tackles			Sks/ Yds	Tk/ Loss	QB Prs	PBU	FF-FR
	Solo	Asst	Tot					
Last Game								
2023	4	2	6				3	1-0
Career	150	27	177	1.0(0)	1(-1)		52	2-1

	Interceptions					Fumble Recoveries				
	No.	Yds.	Avg.	Lg	TD	No.	Yds.	Avg.	Lg	TD
Last Game										
2023	1	8	8.0	8	0					
Career	18	203	11.5	59t	2	1	17	17.0	17	0

• Placed on Reserve/Injured on Sept. 23 with a knee injury.

at N.Y. Giants (9/10) Started at cornerback in the season opener and posted three tackles, a pass breakup and a forced fumble. Part of a defense whose 40-0 victory marked the largest shutout in Cowboys history and the largest shutout in a NFL season opener since 1999 when Pittsburgh defeated Cleveland 43-0.

vs. N.Y. Jets (9/17) Tallied three stops, two pass breakups and his first interception of the season. His 18 interceptions were tied with J.C. Jackson for the most interceptions in the NFL since 2020 and are tied for 11th in a NFL player's first 47 career games.

23 Rico Dowdle, RB

Games/Starts: 2023-6/0 Career-26/0
Playoffs: 2022-0/0 Career-0/0

	Rushing					Receiving				
	Att.	Yds.	Avg.	Lg	TD	Rec.	Yds.	Avg.	Lg	TD
Last Game	3	12	4.0	7	0					
2023	25	95	3.8	10	0	5	50	10.0	17	1
Career	35	131	3.7	10	0	5	50	10.0	17	1

	Kickoff Returns				
	No.	Yds.	Avg.	Lg	TD
Last Week					
2023	2	35	17.5	22	0
Career	6	187	31.2	64	0

	Special Teams			FR	BP	BFG	BXP
	Solo	Asst	Tot				
Career	4	0	4				

at N.Y. Giants (9/10) In a reserve role, rushed six times for 24 yards.

vs. N.Y. Jets (9/17) Carried the ball seven times for 26 yards and caught his first career pass for 17 yards.

at Arizona (9/24) Rushed four times for 21 yards, caught three passes for 25 yards and scored his first career touchdown on a 15-yard reception in the second quarter. Part of a rushing attack that accumulated a season-high 185 rushing yards and 12 rushing first downs - tied for the most rushing first downs in a game since Head Coach Mike McCarthy arrived in 2020 - against Carolina (10/3/21) and at Minnesota (11/20/22).

vs. New England (10/1) Had nine yards on three carries and eight yards on one reception before leaving the game in the second quarter with a hip injury and did not return.

at San Francisco (10/8) Played in his 25th career game and recorded five rushes for 15 yards and his first two kickoff returns of the season for 35 yards after returner KaVontae Turpin was forced out of the game due to injury (ankle).

at LA Chargers (10/16) Rushed three times for 12 yards.

71 Chuma Edoga, OL

Games/Starts: 2023-5/4 Career-30/17
Playoffs: 2022-0/0 Career-0/0

at N.Y. Giants (9/10) In his Cowboys debut, started at left guard in place of an injured Tyler Smith (hamstring). Blocked for an offense that generated 265 total net yards, including 122 yards on the ground. The offensive line also did not allow a sack of Dak Prescott during 24 dropbacks as he passed for 143 yards. Briefly left the game in the third quarter but returned.

Chuma Edoga, cont.

vs. N.Y. Jets (9/17) Started his second straight game at left guard for Tyler Smith (hamstring) but left in the second half due to an elbow injury. Part of an offense that commanded the time of possession with a mark of 42:15, the second-highest amount for a non-overtime, regular season game in franchise history. Collectively, the offense compiled 382 total net yards and 26 first downs.

at Arizona (9/24) Started at left tackle in place of an injured Tyron Smith (knee). Blocked for an offense that accumulated a season-high 416 total net yards and 185 rushing yards. The offense also notched 26 first downs, including a season-best 12 rushing first downs that tied the most rushing first downs in a game since Head Coach Mike McCarthy arrived in 2020 - against Carolina (10/3/21) and at Minnesota (11/20/22).

vs. New England (10/1) Once again got the start at left tackle in place of Tyron Smith (knee). Assisted the offense in compiling four drives of 10-plus plays, giving the Dallas offense a league-leading 16 on the season. On the day, the offense racked up 377 total net yards and 22 first downs, while holding the ball for 35:09.

at San Francisco (10/8) Played on offense and special teams.

at LA Chargers (10/16) Saw time on special teams.

93 Viliami Fehoko, DL

Games/Starts: 2023-0/0 Career-0/0

Last Game	Tackles			Sks/ Yds	Tk/ Loss	QB Prs	PBU	FF-FR
	Solo	Asst	Tot					
2023	INACTIVE							

at N.Y. Giants (9/10), vs. N.Y. Jets (9/17), at Arizona (9/24), vs. New England (10/1), at San Francisco (10/8) and at LA Chargers (10/16) Inactive.

87 Jake Ferguson, TE

Games/Starts: 2023-6/5 Career-22/13
Playoffs: 2022-2/2 Career-2/2

Last Game	Receiving					FF	FR	BP	BFG	BXP
	Rec.	Yds.	Avg.	Lg	TD					
2023	21	190	9.0	21	1					
Career	40	364	9.1	30	3					

Last Game	Special Teams				FF	FR	BP	BFG	BXP
	Solo	Asst	Tot	FF					
Career	1	0	1						

at N.Y. Giants (9/10) Opened the season as the team's starting tight end, catching two passes for 11 yards.

vs. N.Y. Jets (9/17) Hauled in three passes for 11 yards and his first touchdown of the season on a four-yard reception in the first quarter.

at Arizona (9/24) Second on the team with five receptions for 48 yards (third).

vs. New England (10/1) Led all receivers in the game with career-highs in both receptions (seven) and receiving yards (77). Also converted five of the Cowboys 22 first downs. The last Cowboys tight end with five first down receptions was Dalton Schultz against Houston (12/11) in 2022.

at San Francisco (10/8) Made three grabs for 28 yards. Passed Martellus Bennett (323) for the third-most receiving yards by a Cowboys tight end in the first 21 games of his career.

at LA Chargers (10/16) Had one catch for 15 yards.

56 Dante Fowler, DE

Games/Starts: 2023-6/0 Career-114/40
Playoffs: 2022-2/0 Career-8/3

Last Game	Tackles			Sks/ Yds	Tk/ Loss	QB Prs	PBU	FF-FR
	Solo	Asst	Tot					
2023	2	0	2	1.0(-2)	1(-5)	11	3	1-0
Career	156	66	222	42.0(-299)	48(-166)	99	19	13-5

Last Game	Interceptions					Fumble Recoveries				
	No.	Yds.	Avg.	Lg	TD	No.	Yds.	Avg.	Lg	TD
Career						5	79	15.8	53t	2

at N.Y. Giants (9/10) Tallied four quarterback pressures and a career-high tying two pass breakups. Part of a defense whose 40-0 victory marked the largest shutout in Cowboys history and the largest shutout in a NFL season opener since 1999 when Pittsburgh defeated Cleveland 43-0.

vs. N.Y. Jets (9/17) Added a tackle.

at Arizona (9/24) Contributed two hurries.

vs. New England (10/1) Tallied a strip sack - his first sack of the season - that resulted in Leighton Vander Esch scooping up the forced fumble and returning it 11 yards for a touchdown in the second quarter. Also had two quarterback pressures.

at San Francisco (10/8) Recorded a tackle and a tackle for loss.

at LA Chargers (10/16) Notched three hurries and a pass deflection.

96 Neville Gallimore, DT

Games/Starts: 2023-6/0 Career-41/14
Playoffs: 2022-1/0 Career-2/1

Last Game	Tackles			Sks/ Yds	Tk/ Loss	QB Prs	PBU	FF-FR
	Solo	Asst	Tot					
2023	3	1	4		1(-2)	3		
Career	41	32	73	3.0(-21)	7(-21)	27	2	0-0

at N.Y. Giants (9/10) Added two quarterback hurries. Part of a defense whose 40-0 victory marked the largest shutout in Cowboys history and the largest shutout in a NFL season opener since 1999 when Pittsburgh defeated Cleveland 43-0.

vs. N.Y. Jets (9/17) Assisted on a tackle.

at Arizona (9/24) Played along the defensive line.

vs. New England (10/1) Made two tackles, a tackle for loss and added a quarterback pressure.

at San Francisco (10/8) Notched a tackle.

at LA Chargers (10/16) Saw action on defense.

13 Michael Gallup, WR

Games/Starts: 2023-6/6 Career-75/60
Playoffs: 2022-2/2 Career-4/3

Last Game	Receiving				
	Rec.	Yds.	Avg.	Lg	TD
2023	18	204	11.5	29	0
Career	250	3,530	14.1	62	19

at N.Y. Giants (9/10) Made one reception for 10 yards.

vs. N.Y. Jets (9/17) Had one grab for three yards.

at Arizona (9/24) Led all receivers with six receptions for 92 yards. His six receptions were the most in a game since he had six against Philadelphia (12/27/20), and the last time he had 90-plus receiving yards in a game was 106 against Las Vegas (11/25/21).

vs. New England (10/1) Finished second amongst all receivers in the game with five catches for 60 yards.

at San Francisco (10/8) Caught two passes for 15 yards.

at LA Chargers (10/16) Played in his 75th career game and made three receptions for 24 yards.

21 Stephon Gilmore, CB

Games/Starts: 2023-6/6 Career-154/147
Playoffs: 2022-0/0 Career-7/7

Last Game	Tackles			Sks/ Yds	Tk/ Loss	QB Prs	PBU	FF-FR
	Solo	Asst	Tot					
2023	21	3	24				6	
Career	448	69	517	1.0(-7)	8(-17)	1	133	7-3

Last Game	Interceptions					Fumble Recoveries				
	No.	Yds.	Avg.	Lg	TD	No.	Yds.	Avg.	Lg	TD
2023	2	0	0.0	0	0					
Career	31	496	16.0	64t	2	3	0	0.0	0	0

at N.Y. Giants (9/10) Started his Cowboys debut to the tune of five tackles, three pass breakups and an interception. His interception was the 30th of his career - fourth among active NFL defenders. Part of a defense whose 40-0 victory marked the largest shutout in Cowboys history and the largest shutout in a NFL season opener since 1999 when Pittsburgh defeated Cleveland 43-0.

vs. N.Y. Jets (9/17) Played in his 150th career game, and his five tackles allowed him to surpass 500 for his career.

at Arizona (9/24) Posted three stops and a pass breakup.

vs. New England (10/1) Added two stops.

at San Francisco (10/8) Logged six tackles and a pass breakup.

at LA Chargers (10/16) Tallied three tackles, a pass breakup and the game-clinching interception on the Chargers final offensive possession. It was also his ninth career interception in the fourth quarter - tied for the sixth-most fourth quarter interceptions among active NFL players.

99 Chauncey Golston, DE

Games/Starts: 2023-6/2 Career-36/2
Playoffs: 2022-2/0 Career-3/0

Last Game	Tackles			Sks/ Yds	Tkl/ Loss	QB Prs	PBU	FF-FR
	Solo	Asst	Tot					
2023	2	6	8	1.0(-9)		4		1-0
Career	36	27	63	3.0(-18)	1(-2)	19	2	1-1

Career	Special Teams				FR	BP	BFG	BXP
	Solo	Asst	Tot	FF				
Career				1				1

at N.Y. Giants (9/10) Tallied a tackle, a sack, two quarterback pressures and his first career forced fumble. His sack contributed to a team seven sacks, second-most in a season opener in team history, trailing only the nine against Pittsburgh (9/4/94). Part of a defense whose 40-0 victory marked the largest shutout in Cowboys history and the largest shutout in a NFL season opener since 1999 when Pittsburgh defeated Cleveland 43-0.

vs. N.Y. Jets (9/17) Logged his first career start and had a tackle and a quarterback pressure.

at Arizona (9/24) Assisted on two tackles.

vs. New England (10/1) In his second start of the season, tallied two tackles and a quarterback pressure. Also caught a pass from punter Bryan Anger on a fake PAT attempt for a successful two-point try.

at San Francisco (10/8) Added two tackles.

at LA Chargers (10/16) Played on defense and special teams.

29 C.J. Goodwin, CB

Games/Starts: 2023-5/0 Career-102/1
Playoffs: 2022-2/0 Career-8/0

Last Game	Tackles			Sks/ Yds	Tkl/ Loss	QB Prs	PBU	FF-FR
	Solo	Asst	Tot					
2023	0	2	2	RESERVE/INJURED-Pectoral				
Career	13	4	15			2	2	

Last Game	Special Teams				FR	BP	BFG	BXP
	Solo	Asst	Tot	FF				
2023	3	0	3	RESERVE/INJURED-Pectoral				
Career	43	14	57	1				

Career	Punt Returns					
	No.	Yds.	Avg.	FC	Lg	TD
Career	0	73	-	0	73	0

- Placed on Reserve/Injured on Oct. 16 with a pectoral injury.
- Signed to the active roster on Sept. 23.
- Served as the special teams captain in Week 1.

at N.Y. Giants (9/10) Promoted from the practice squad and saw time on special teams and defense, where he assisted on two tackles.

vs. N.Y. Jets (9/17) Called up from the practice squad for the second straight week and played on special teams.

at Arizona (9/24) Played in his 100th career game and led the team with two special teams tackles.

vs. New England (10/1) Saw time on special teams.

at San Francisco (10/8) Posted a tackle on special teams before leaving the game with a shoulder/pec injury and did not return.

95 Johnathan Hankins, DT

Games/Starts: 2023-6/6 Career-144/126
Playoffs: 2022-2/0 Career-4/2

Last Game	Tackles			Sks/ Yds	Tkl/ Loss	QB Prs	PBU	FF-FR
	Solo	Asst	Tot					
2023	6	9	15			1	2	
Career	222	171	393	14.5(-89)	37(-87)	50	12	3-3

Career	Interceptions					Fumble Recoveries				
	No.	Yds.	Avg.	Lg	TD	No.	Yds.	Avg.	Lg	TD
Career						3	0	0.0	0	0

at N.Y. Giants (9/10) Started at defensive tackle and made two tackles. Part of a defense whose 40-0 victory marked the largest shutout in Cowboys history and the largest shutout in a NFL season opener since 1999 when Pittsburgh defeated Cleveland 43-0.

vs. N.Y. Jets (9/17) Assisted on a tackle.

at Arizona (9/24) Assisted on six tackles.

vs. New England (10/1) Had a tackle and quarterback pressure.

at San Francisco (10/8) In his 125th career start, logged a career-best two pass breakups while also adding four tackles.

at LA Chargers (10/16) Added a tackle.

89 Peyton Hendershot, TE

Games/Starts: 2023-3/0 Career-20/2
Playoffs: 2022-1/0 Career-1/0

Last Game	Receiving					Rushing				
	Rec.	Yds.	Avg.	Lg	TD	Att.	Yds.	Avg.	Lg	TD
2023	1	3	3.0	3	0	1	0	0.0	0	0
2022	12	106	8.8	29	2	2	2	1.0	2t	1

2022	Special Teams				FR	BP	BFG	BXP
	Solo	Asst	Tot	FF				
2022	3	1	4					

- Placed on Reserve/Injured on Oct. 12 with an ankle injury.
- Served as the special teams captain in Week 3.

at N.Y. Giants (9/10) Played on offense and special teams.

vs. N.Y. Jets (9/17) Rushed once for no gain.

at Arizona (9/24) Had his first reception of the season for three yards.

vs. New England (10/1) and **at San Francisco (10/8)** Inactive/Injured-Ankle.

67 Brock Hoffman, C

Games/Starts: 2023-6/1 Career-9/1
Playoffs: 2022-1/0 Career-1/0

- Signed to the active roster on Sept. 30.

at N.Y. Giants (9/10) Promoted from the practice squad and played on offense and special teams.

vs. N.Y. Jets (9/17) Called up from the practice squad for the second straight week to play on special teams.

at Arizona (9/24) Made his first career start at center for an injured Tyler Biadasz (hamstring). Blocked for an offense that accumulated a season-high 416 total net yards and 185 rushing yards. The offense also notched 26 first downs, including a season-best 12 rushing first downs that tied the most rushing first downs in a game since Head Coach Mike McCarthy arrived in 2020 - against Carolina (10/3/21) and at Minnesota (11/20/22).

vs. New England (10/1) and **at San Francisco (10/8)** Played on offense and special teams.

at LA Chargers (10/16) Saw time on special teams.

28 Malik Hooker, S

Games/Starts: 2023-6/6 Career-73/50
Playoffs: 2022-2/2 Career-4/3

Last Game	Tackles			Sks/ Yds	Tkl/ Loss	QB Prs	PBU	FF-FR
	Solo	Asst	Tot					
2023	14	13	27				2	
Career	176	85	261		5(-11)		18	0-3

Last Game	Interceptions					Fumble Recoveries				
	No.	Yds.	Avg.	Lg	TD	No.	Yds.	Avg.	Lg	TD
2023	1	0	0.0	0	0					
Career	12	175	14.6	32	0	3	41	13.6	38t	1

Career	Special Teams			
	Solo	Asst	Tot	
Career	1	0	1	

- Served as the defensive captain in Week 4.

at N.Y. Giants (9/10) Posted five tackles in a start at safety. Part of a defense whose 40-0 victory marked the largest shutout in Cowboys history and the largest shutout in a NFL season opener since 1999 when Pittsburgh defeated Cleveland 43-0.

vs. N.Y. Jets (9/17) Pulled in his first interception of the season along with two pass breakups and two tackles.

at Arizona (9/24) Tallied six stops.

vs. New England (10/1) Registered three tackles to reach 250 for his career.

at San Francisco (10/8) Tied for second on the defense with nine stops.

at LA Chargers (10/16) Made his 50th career start to the tune of two tackles.

19 Noah Igbinoghene, CB

Games/Starts: 2023-4/0 Career-36/5
Playoffs: 2022-0/0 Career-0/0

Last Game	Tackles			Sks/ Yds	Tkl/ Loss	QB Prs	PBU	FF-FR
	Solo	Asst	Tot					
2023				INACTIVE				
Career	21	3	24				5	0-2

Last Game	Interceptions					Fumble Recoveries				
	No.	Yds.	Avg.	Lg	TD	No.	Yds.	Avg.	Lg	TD
Career	1	0	0.0	0	0	3	0	0.0	0	0

Last Game	Special Teams							
	Solo	Asst	Tot	FF	FR	BP	BFG	BXP
Career			5					

Last Game	Kickoff Returns				
	No.	Yds.	Avg.	Lg	TD
Career	4	68	17.0	22	0

at **N.Y. Giants (9/10)** Made his Cowboys debut and played on defense and special teams. Returned a blocked field goal 58 yards for his first career touchdown. It marked the first time Dallas returned a blocked field goal for a touchdown since against Minnesota (10/21/07) when Chris Canty made the block, and Patrick Watkins recovered the ball and returned it 68 yards for the score.

vs. **N.Y. Jets (9/17)** Inactive.

at **Arizona (9/24)** and vs. **New England (10/1)** Played on special teams.
at **San Francisco (10/8)** Saw action on defense and special teams.
at **LA Chargers (10/16)** Inactive.

46 Malik Jefferson, LB

Games/Starts: 2023-3/0 Career-38/0
Playoffs: 2022-0/0 Career-0/0

Last Game	Tackles			Sks/ Yds	Tkl/ Loss	QB Prs	PBU	FF-FR
	Solo	Asst	Tot					
2023	1	1	2		1(-4)			
Career	2	3	5		1(-4)			

Last Game	Special Teams							
	Solo	Asst	Tot	FF	FR	BP	BFG	BXP
2023	1	0	1					
Career	9	5	14					

• Served as the special teams captain in Week 6.

vs. **New England (10/1)** Was elevated from the practice squad to make his season debut on special teams.

at **San Francisco (10/8)** Elevated for the second straight week and posted two tackles and his first career tackle for loss on defense.

at **LA Chargers (10/16)** Elevated from the practice squad for the third straight game and notched a tackle on special teams.

1 Jayron Kearse, S

Games/Starts: 2023-6/6 Career-109/47
Playoffs: 2022-2/2 Career-6/3

Last Game	Tackles			Sks/ Yds	Tkl/ Loss	QB Prs	PBU	FF-FR
	Solo	Asst	Tot					
2023	20	7	27	1.0(-2)	1(-4)	3	3	
Career	218	92	310	4.5(-20)	15(-34)	23	28	2-4

Last Game	Interceptions					Fumble Recoveries				
	No.	Yds.	Avg.	Lg	TD	No.	Yds.	Avg.	Lg	TD
2023	1	32	32.0	32	0					
Career	5	68	13.6	34	0	4	7	1.7	6	0

Last Game	Special Teams							
	Solo	Asst	Tot	FF	FR	BP	BFG	BXP
Career			45					

at **N.Y. Giants (9/10)** Started at safety and finished second on the defense with seven tackles and a hurry. Part of a defense whose 40-0 victory marked the largest shutout in Cowboys history and the largest shutout in a NFL season opener since 1999 when Pittsburgh defeated Cleveland 43-0.

vs. **N.Y. Jets (9/17)** Gathered an interception he returned 32 yards along with two tackles and a pass breakup.

at **Arizona (9/24)** Logged six stops.

vs. **New England (10/1)** Recorded two tackles to reach 300 for his career while also adding two pass breakups.

at **San Francisco (10/8)** Talled three tackles, a tackle for loss and a sack - both the first of the season.

at **LA Chargers (10/16)** Tied for second on the defense with seven tackles while also adding two quarterback pressures.

88 CeeDee Lamb, WR

Games/Starts: 2023-6/6 Career-55/50
Playoffs: 2022-2/2 Career-3/3

Last Game	Receiving					Rushing				
	Rec.	Yds.	Avg.	Lg	TD	Att.	Yds.	Avg.	Lg	TD
2023	34	475	14.0	49	1	3	21	7.0	12	0
Career	294	3,871	13.2	52t	21	32	226	7.1	33	1

Last Game	Punt Returns					Kickoff Returns					
	No.	Yds.	Avg.	FC	Lg	TD	No.	Yds.	Avg.	Lg	TD
Career	38	311	8.2	18	27	0	1	47	47.0	47t	1

• Served as the offensive captain in Week 2.

at **N.Y. Giants (9/10)** Played in his 50th career game and paced all receivers with a game-high four receptions for 77 yards, including a long catch of 49 yards. Now has 3,473 career receiving yards to pass Dez Bryant (3,440) for the most receiving yards by a Cowboys player in their first 50 career games.

vs. **N.Y. Jets (9/17)** Led all receivers with a career-high tying 11 catches for 143 yards (third). Now has four career games with 10-or-more catches, tied with Dez Bryant for the fifth-most 10-catch games in Cowboys history and are the most in a Cowboys player's first four seasons. Now has four career games with at least 10 receptions and 100 yards, tied with Miles Austin for fourth in franchise history.

at **Arizona (9/24)** Made four receptions for 53 yards and rushed twice for nine yards.

vs. **New England (10/1)** Had four receptions for 36 yards and his first receiving touchdown of the season. His touchdown was also the 21st touchdown catch of his career to serve as the fourth-most touchdown receptions in a Cowboys player's first four seasons.

at **San Francisco (10/8)** Collected four passes for 49 yards.

at **LA Chargers (10/16)** Made his 50th career start to the tune of seven catches for 117 yards. It was his 12th career 100-yard receiving game, second of the season. Caught five passes for 84 yards in the first half, the fourth-most first half receiving yards in his career.

15 Trey Lance, QB

Games/Starts: 2023-0/0 Career-8/4
Playoffs: 2022-0/0 Career-0/0

Last Game	Passing										
	Att	Com	Yds	Pct	Yds/Att	TD	Int	Lng	Sk/Yds	Rtng	
2023	INACTIVE/3RD QB										
Career	102	56	797	54.9	7.8	5	3	76t	6/24	84.5	

Last Game	Rushing					Receiving				
	Att.	Yds.	Avg.	Lg	TD	Rec.	Yds.	Avg.	Lg	TD
2023	INACTIVE/3RD QB									
Career	54	235	4.4	15	1					

at **N.Y. Giants (9/10)**, vs. **N.Y. Jets (9/17)**, at **Arizona (9/24)**, vs. **New England (10/1)**, at **San Francisco (10/8)** and at **LA Chargers (10/16)** Inactive/Third Quarterback.

90 DeMarcus Lawrence, DE

Games/Starts: 2023-6/6 Career-126/108
Playoffs: 2022-2/2 Career-8/5

Last Game	Tackles			Sks/ Yds	Tkl/ Loss	QB Prs	PBU	FF-FR
	Solo	Asst	Tot					
2023	9	2	11	2.0(-10)	2(-6)	19	2	
Career	216	138	354	56.5(-448)	57(-133)	294	18	19-8

Last Game	Interceptions					Fumble Recoveries				
	No.	Yds.	Avg.	Lg	TD	No.	Yds.	Avg.	Lg	TD
Career	2	53	26.5	40t	1	8	24	3.0	19t	1

• Served as the defensive captain in Week 1.

at **N.Y. Giants (9/10)** Started the season opener and provided a tackle, a sack and three hurries. The defense totaled seven sacks, second-most in a season opener in team history, trailing only the

DeMarcus Lawrence, cont.

nine against Pittsburgh (9/4/94). Part of a defense whose 40-0 victory marked the largest shutout in Cowboys history and the largest shutout in a NFL season opener since 1999 when Pittsburgh defeated Cleveland 43-0.

vs. N.Y. Jets (9/17) Contributed three tackles, a tackle for loss, six quarterback pressures and a pass breakup.

at Arizona (9/24) Tallied four tackles, one for loss, a sack and two quarterback pressures.

vs. New England (10/1) Added four hurries and a tackle.

at San Francisco (10/8) Played in his 125th career game and totaled four stops and a hurry.

at LA Chargers (10/16) Logged five tackles, three hurries and a pass breakup.

2 Jourdan Lewis, CB

Games/Starts: 2023-5/0 Career-88/43
Playoffs: 2022-0/0 Career-3/0

Table with columns: Solo, Tackles (Asst, Tot), Sks/Yds, Tkl/Loss, QB Prs, PBU, FF-FR. Rows: Last Game, 2023, Career.

Table with columns: No., Yds., Avg., Lg, TD (Interceptions); No., Yds., Avg., Lg, TD (Fumble Recoveries). Rows: Last Game, 2023, Career.

Table with columns: Solo, Asst, Tot, Att, Yds., Avg., Lg, TD (Special Teams); Yds., Avg., Lg, TD (Rushing). Rows: Career.

Table with columns: No., Yds., Avg., Lg, TD (Kickoff Returns). Rows: Career.

at N.Y. Giants (9/10) Inactive.
vs. N.Y. Jets (9/17) Made his season debut on defense.
at Arizona (9/24) Logged his first stats of the season with three tackles and a tackle for loss.
vs. New England (10/1) Tallied five stops.
at San Francisco (10/8) Notched two tackles, a pass breakup and forced and recovered a fumble. It was his first forced fumble and fumble recovery since at Washington (12/12/21).
at LA Chargers (10/16) Added three stops.

40 Hunter Luepke, RB

Games/Starts: 2023-6/0 Career-6/0

Table with columns: Att, Yds., Avg., Lg, TD, Rec., Yds., Avg., Lg, TD (Rushing/Receiving). Rows: Last Game, 2023.

Table with columns: No., Yds., Avg., Lg, TD (Kickoff Returns). Rows: Last Game, 2023.

Table with columns: Solo, Asst, Tot, FF, FR, BP, BFG, BXP (Special Teams). Rows: Last Game, 2023.

at N.Y. Giants (9/10) Made his NFL debut on offense and special teams.
vs. N.Y. Jets (9/17) Recorded his first career stats when he recovered a kickoff on a squib kick in the second quarter.
at Arizona (9/24) Notched his first career stats on offense with one rush for nine yards and one reception for 12 yards.
vs. New England (10/1) Rushed two times for four yards including a three-yard score for his first career NFL touchdown. The last Cowboys rookie to rush for his first career touchdown within the first four games of the season was Tony Pollard in 2019 (vs. Mia, 9/22).
at San Francisco (10/8) Saw action on offense and special teams where he notched his first career special teams tackle.
at LA Chargers (10/16) Played on offense and special teams.

70 Zack Martin, G

Games/Starts: 2023-5/5 Career-142/142
Playoffs: 2022-2/2 Career-8/8

Served as the offensive captain in Week 6.
at N.Y. Giants (9/10) Started the season opener at right guard and blocked for an offense that generated 265 total net yards, including 122 yards on the ground highlighted by 70 yards and two rushing scores by Tony Pollard. The offensive line also did not allow a sack of Dak Prescott during 24 dropbacks as he passed for 143 yards.
vs. N.Y. Jets (9/17) Part of an offense that commanded the time of possession with a mark of 42:15, the second-highest amount for a non-overtime, regular season game in franchise history. Collectively, the offense compiled 382 total net yards and 26 first downs. Left the game in the fourth quarter with an ankle injury but returned for the final offensive series.
at Arizona (9/24) Inactive/Injured-Ankle.
vs. New England (10/1) Returned from a one-game absence (ankle) to start at right guard. Assisted the offense in compiling four drives of 10-plus plays, giving the Dallas offense a league-leading 16 on the season. On the day, the offense racked up 377 total net yards and 22 first downs, while holding the ball for 35:09.
at San Francisco (10/8) The offense, behind the offensive line, was limited to 197 total net yards, eight first downs and a 22:55 time of possession mark.
at LA Chargers (10/16) Helped an offense that posted 342 total net yards, a season-high 272 passing yards and 20 first downs.

84 Sean McKeon, TE

Games/Starts: 2023-3/0 Career-39/3
Playoffs: 2022-2/0 Career-3/0

Table with columns: Rec., Yds., Avg., Lg, TD (Receiving). Rows: Last Game, 2023, Career.

Table with columns: Solo, Asst, Tot, FF, FR, BP, BFG, BXP (Special Teams). Rows: Career.

Signed to the active roster on Oct. 12.
vs. New England (10/1) Elevated from the practice squad to make his first appearance of the season on offense and special teams, recovering a fumble on offense.
at San Francisco (10/8) Elevated from the practice squad for the second straight week to play on offense and special teams.
at LA Chargers (10/16) Saw time on offense and special teams.

24 Israel Mukuamu, S

Games/Starts: 2023-3/0 Career-22/3
Playoffs: 2022-2/0 Career-2/0

Table with columns: Solo, Tackles (Asst, Tot), Sks/Yds, Tkl/Loss, QB Prs, PBU, FF-FR. Rows: Last Game, 2023, Career.

Table with columns: No., Yds., Avg., Lg, TD (Interceptions); No., Yds., Avg., Lg, TD (Fumble Recoveries). Rows: Career.

Table with columns: Solo, Asst, Tot, FF, FR, BP, BFG, BXP (Special Teams). Rows: Career.

at N.Y. Giants (9/10) Played on special teams and defense where he recovered his first career fumble.
vs. N.Y. Jets (9/17) Saw time on defense and special teams.
at Arizona (9/24), vs. New England (10/1) and at San Francisco (10/8) Inactive.
at LA Chargers (10/16) Played on special teams.

97 Osa Odighizuwa, DT

Games/Starts: 2023-6/6 Career-39/35
Playoffs: 2022-2/2 Career-3/2

	Tackles			Sks/ Yds	Tkl/ Loss	QB Prs	PBU	FF-FR
	Solo	Asst	Tot					
Last Game	5	2	7		1(-4)	5		
2023	11	14	25	3.0(-18)	2(-5)	12		
Career	55	44	99	9.0(-65)	11(-28)	40		1-0

• Served as the defensive captain in Week 2.

at N.Y. Giants (9/10) Started the season opener and tallied a career-high 2.0 sacks - his first career game with 2.0-or-more sacks - along with four tackles and three quarterback pressures. His sacks contributed to a team seven sacks, second-most in a season opener in team history, trailing only the nine against Pittsburgh (9/4/94). Part of a defense whose 40-0 victory marked the largest shutout in Cowboys history and the largest shutout in a NFL season opener since 1999 when Pittsburgh defeated Cleveland 43-0.

vs. N.Y. Jets (9/17) Tallied two tackles, a sack and a hurry.

at Arizona (9/24) Contributed four tackles and a tackle for loss.

vs. New England (10/1) Added four stops.

at San Francisco (10/8) Logged four tackles and three hurries.

at LA Chargers (10/16) Set career-highs in tackles (seven) and quarterback pressures (five) while also adding a tackle for loss.

11 Micah Parsons, LB

Games/Starts: 2023-6/6 Career-39/39
Playoffs: 2022-2/2 Career-3/3

	Tackles			Sks/ Yds	Tkl/ Loss	QB Prs	PBU	FF-FR
	Solo	Asst	Tot					
Last Game	0	1	1	1.0(-8)		8		
2023	8	11	19	5.0(-40)	3(-7)	32	1	1-1
Career	94	43	137	31.5(-249)	20(-52)	143	7	7-4

	Interceptions				Fumble Recoveries					
	No.	Yds.	Avg.	Lg	TD	No.	Yds.	Avg.	Lg	TD
Last Game										
2023						1	0	0.0	0	0
Career						3	36	12.0	36t	1

• Served as the defensive captain in Week 6.

• Earned NFC Defensive Player of the Month (September) for the first time of his career, and joined Sean Lee as the only Cowboys linebackers to win the award. Finished the month of September with 10 tackles, 4.0 sacks, 15 quarterback hurries, a pass breakup, a forced fumble and a fumble recovery.

• Named NFC Defensive Player of the Week (Week 2) for the third time of his career after tallying 2.0 sacks, three tackles - two for loss - six quarterback hurries, a pass breakup, a forced fumble and a fumble recovery against the Jets.

at N.Y. Giants (9/10) Started at defensive end and posted two tackles, a sack and six quarterback pressures. His sack gave him 27.5 for his career - tied with Joey Bosa for the 10th-most in NFL history through a player's first 34 career games. His sack contributed to a team seven sacks, second-most in a season opener in team history, trailing only the nine against Pittsburgh (9/4/94). Part of a defense whose 40-0 victory marked the largest shutout in Cowboys history and the largest shutout in a NFL season opener since 1999 when Pittsburgh defeated Cleveland 43-0.

vs. N.Y. Jets (9/17) Compiled three tackles, two tackles for loss, 2.0 sacks, six quarterback hurries, a pass breakup, a forced fumble and a fumble recovery. His 10 career games with 2.0-or-more sacks tied Aldon Smith and Shawne Merriman for the most 2.0-sack games in a NFL player's first 35 career games. In total, his 29.5 career sacks are the eighth-most through a NFL player's first 35 career games, and he is the first player with 29.5 sacks through his first 35 games since Myles Garrett (30.5).

at Arizona (9/24) Posted five stops, a sack and three hurries. It was his third straight game with a sack, and he became the fifth Cowboy - sixth instance - to start the season with a three-game sack streak, joining DeMarcus Ware (2008 and 2011), Anthony Spencer (2011), DeMarcus Lawrence (2017) and Jason Hatcher (2013). Became the eighth NFL player - first Cowboy - since 1982 to surpass 30.0 sacks in his first 36 career games.

vs. New England (10/1) Notched a career-high nine quarterback pressures, two tackles and a tackle for loss.

at San Francisco (10/8) Logged six stops and two hurries.

at LA Chargers (10/16) Added a sack, eight hurries and a tackle.

20 Tony Pollard, RB

Games/Starts: 2023-6/6 Career 68/12
Playoffs: 2022-2/0 Career-3/0

	Rushing					Receiving				
	Att.	Yds.	Avg.	Lg	TD	Rec.	Yds.	Avg.	Lg	TD
Last Game	15	30	2.0	7	0	6	80	13.3	60	0
2023	96	370	3.9	31	2	25	176	7.0	60	0
Career	606	2,986	4.9	58t	19	146	1,184	8.1	68t	5

	Kickoff Returns				
	No.	Yds.	Avg.	Lg	TD
Career	63	1,500	23.8	100t	1

	Special Teams							
	Solo	Asst	Tot	FF	FR	BP	BFG	BXP
Career	7	0	7					

• Served as the offensive captain in Week 1.

at N.Y. Giants (9/10) Opened the season as the starting running back and rushed for 70 yards on 14 carries (5.0 avg.) and totaled two touchdowns on the ground, his fourth career game with multiple rushing touchdowns. Also became the 10th player in team history to rush for multiple touchdowns in a season opener, and the first since Marion Barber in 2008 (at Cleveland, 9/7).

vs. N.Y. Jets (9/17) Tallied a career-high 25 carries for 72 yards and caught seven passes for 37 yards for a career-high 32 total touches. Became the first Cowboys running back to carry the ball 25 times in a game since Ezekiel Elliott had 28 rushes at the N.Y. Jets (10/13/19). Totaled 109 scrimmage yards, his 13th career game with 100 scrimmage yards.

at Arizona (9/24) Carried the ball 23 times for 122 yards (5.3 avg.) - third-most rushing yards in a game of his career. It also marked his seventh career 100-yard rushing game and his first since he had 115 yards at Green Bay (11/13/22). Part of a rushing attack that accumulated a season-high 185 rushing yards and 12 rushing first downs - tied for the most rushing first downs in a game since Head Coach Mike McCarthy arrived in 2020 - against Carolina (10/3/21) and at Minnesota (11/20/22). Also had three receptions for -1 yard to tally 121 scrimmage yards, his 14th career game with 100 scrimmage yards.

vs. New England (10/1) Added 47 yards on 11 rushes and 13 yards on three catches.

at San Francisco (10/8) Rushed eight times for 29 yards and caught four passes for 35 yards, including a season-long catch of 26 yards.

at LA Chargers (10/16) Finished with 110 scrimmage yards (30 rushing; 80 receiving), his third game this season - 15th of his career - with 100-plus scrimmage yards. Had a 60-yard reception - second-longest catch of his career - as part of his six receptions (tied the second-most in his career) for 80 receiving yards (second).

4 Dak Prescott, QB

Games/Starts: 2023-6/6 Career-103/103
Playoffs: 2022-2/2 Career-6/6

	Passing										
	Att	Com	Yds	Pct	Yds/Att	TD	Int	Lng	Sk/Yds	Rtng	
Last Game	30	21	272	70.0	9.0	1	0	60	5/26	109.3	
2023	190	132	1,333	69.5	7.0	6	4	60	14/92	91.0	
Career	3,473	2,317	26,276	66.7	7.6	172	69	90t	210/1,254	97.4	

	Rushing				Receiving					
	Att.	Yds.	Avg.	Lg	TD	Rec.	Yds.	Avg.	Lg	TD
Last Game	7	40	5.7	18t	1					
2023	19	85	4.5	18t	1					
Career	371	1,727	4.7	42	27	1	11	11.0	11t	1

• Served as the offensive captain in Week 5.

at N.Y. Giants (9/10) Opened the season 13-of-24 (54.2) for 143 yards with no touchdowns and no interceptions. Also added one rush for six yards. Won his 11th consecutive start against the New York Giants, tying Roger Staubach with the longest win streak against the Giants since 1950. Also improved his career record against the NFC East to 28-7, and in total, his 62 career wins tied Danny White for the fourth-most wins among Cowboys quarterbacks. Eclipsed 25,000 career passing yards (25,086), joining Aaron Rodgers as the only two players in NFL history to amass 25,000 passing yards and 1,500 rushing yards in their first 100 career games.

Dak Prescott, cont.

vs. N.Y. Jets (9/17) Completed 31-of-38 passes (81.6%) for 255 yards, two touchdowns and no interceptions. Has now thrown a touchdown pass against 30 of the 31 opposing NFL teams. Also totaled a 112.2 passer rating, his 51st career game with a passer rating of 100.0-or-better. His 81.6 completion percentage was the sixth-highest of his career and his highest completion rate since last season at Minnesota (11/20 88.0%). Was his 63rd career win as the starting quarterback to break a tie with Danny White (62) for the fourth-most all-time wins among Cowboys quarterbacks.

at Arizona (9/24) Played and started in his 100th career game as he passed for 249 yards with one touchdown and an interception on 25-of-40 passes (62.5%). With 25 completions, he (2,254) surpassed Jared Goff and Matt Ryan for the third-most completions in a player's first 100 career games, and his 25,590 career passing yards are the eighth-most passing yards by a player in his first 100 career games in NFL history.

vs. New England (10/1) Connected on 28-of-34 passes for 261 yards with one touchdown and no interceptions. His 82.4 completion percentage was a season-high and the sixth-highest of his career. Also finished with a 108.5 passer rating, his second game this season with a 100.0 rating and the 52nd of his career, which is the second-most 100.0 rating games in a NFL quarterback's first eight seasons (Russell Wilson, 65).

at San Francisco (10/8) Held to 153 yards on 14-of-24 passes with one touchdown and three interceptions. Also rushed once for two yards.

at LA Chargers (10/16) Threw for a season-best 272 yards - including a season-long pass of 60 yards - on 21-of-30 passes with one touchdown. Also led the team with a season-high 40 yards on seven carries and a touchdown. His rushing touchdown was an 18-yard rush that marked the longest rushing score of his career and the longest by a Cowboys quarterback since Jon Kitna had a 29-yard touchdown run in 2010 against Detroit (11/21). It also marked his 27th career rushing score and his first since 2022 against Chicago (10/30). His 40 rushing yards were the sixth-most in a game of his career, and his seven rushing attempts were the most since 2021 at Washington (12/12). After throwing a touchdown, he has now thrown a touchdown against all 31 NFL opponents. Improved his career record to 5-1 on Monday Night Football. Orchestrated a 14-play, 54-yard drive that resulted in a field goal to take a 20-17 lead in the fourth quarter. Dallas held on to win, giving him his 20th game-winning drive, tied with Ben Roethlisberger and Ryan Tannehill for the fifth-most game-winning drives since 2016, and his 20 game-winning drives are second in team history behind Romo (24). His 9.07 yards-per-attempt was his highest mark of the season and the most since averaging 9.91 yards-per-attempt in 2022 against Philadelphia (12/24).

76 Asim Richards, T

Games/Starts: 2023-4/0 Career-4/0

at N.Y. Giants (9/10) Made his NFL debut late in the second half on offense.

vs. N.Y. Jets (9/17) Played on offense and special teams.

at Arizona (9/24) Saw time on special teams.

vs. New England (10/1) Played on offense and special teams.

at San Francisco (10/8) and **at LA Chargers (10/16)** Inactive.

10 Cooper Rush, QB

Games/Starts: 2023-3/0 Career-22/6
Playoffs: 2022-0/0 Career-0/0

Last Game	Passing									
	Att	Com	Yds	Pct	Yds/Att	TD	Int	Lng	Sk/Yds	Rtg
2023	5	4	28	80.0	5.6	0	0	13	1/8	90.0
Career	217	129	1,503	59.4	6.9	8	4	73t	11/76	85.1

Last Game	Rushing					Receiving				
	Att.	Yds.	Avg.	Lg	TD	Rec.	Yds.	Avg.	Lg	TD
2023	4	-4	-1.0	0	0					
Career	24	7	0.3	15	0					

at N.Y. Giants (9/10) Entered the game in the fourth quarter with the score well in hand and attempted one pass that was incomplete.

vs. N.Y. Jets (9/17) and **at Arizona (9/24)** Did not play.

vs. New England (10/1) Saw action at quarterback late in the fourth quarter and completed both of his passes for 20 yards and lost two yards on three carries.

at San Francisco (10/8) Played in the fourth quarter and completed both passes for eight yards and rushed once for a loss of two yards.

at LA Chargers (10/16) Did not play.

86 Luke Schoonmaker, TE

Games/Starts: 2023-6/0 Career-6/0

Last Game	Receiving				
	Rec.	Yds.	Avg.	Lg	TD
2023	1	1	1.0	1t	1

at N.Y. Giants (9/10) Made his NFL debut on offense and special teams.

vs. N.Y. Jets (9/17) Scored his first career touchdown on his first career reception - a one-yard catch in the second quarter. Became the fifth Cowboy since 1990 to score on his first career catch, joining Tony Curtis (2007), Ventell Bryant (2019), Dak Prescott (2020) and Terence Steele (2021).

at Arizona (9/24), vs. New England (10/1), at San Francisco (10/8) and **at LA Chargers (10/16)** Saw time on offense and special teams.

37 Eric Scott, CB

Games/Starts: 2023-0/0 Career-0/0

Last Game	Tackles			Sks/ Yds	Tkl/ Loss	QB Prs	PBU	FF-FR
	Solo	Asst	Tot					
2023								INACTIVE

at N.Y. Giants (9/10), vs. N.Y. Jets (9/17), at Arizona (9/24), vs. New England (10/1), at San Francisco (10/8) and **at LA Chargers (10/16)** Inactive.

44 Trent Sieg, LS

Games/Starts: 2023-6/0 Career-86/0
Playoffs: 2022-0/0 Career-1/0

Last Game	Special Teams							
	Solo	Asst	Tot	FF	FR	BP	BFG	BXP
2023	1	0	1					
Career	3	2	5					

at N.Y. Giants (9/10) Made his Cowboys debut while contributing clean snaps on five extra points, three punts and two field goals.

vs. N.Y. Jets (9/17) Snapped cleanly on five field goals, three punts and an extra point.

at Arizona (9/24) Provided clean snaps for three field goals, two punts and an extra point.

vs. New England (10/1) Cleanly snapped on three field goals, three extra points, two punts and a successful two-point conversion on a fake PAT.

at San Francisco (10/8) Made his first special teams tackle of the season while also adding clean snaps on five punts, a field goal and an extra point.

at LA Chargers (10/16) Snapped cleanly on four punts, two field goals and two extra points.

58 Mazi Smith, DT

Games/Starts: 2023-6/0 Career-6/0

Last Game	Tackles			Sks/ Yds	Tkl/ Loss	QB Prs	PBU	FF-FR
	Solo	Asst	Tot					
2023	0	1	1					
2023	2	4	6		1(-2)	1		

at N.Y. Giants (9/10) In his NFL debut, posted two tackles, a tackle for loss and a quarterback pressure - the first stats of his career. Part of a defense whose 40-0 victory marked the largest shutout in Cowboys history and the largest shutout in a NFL season opener since 1999 when Pittsburgh defeated Cleveland 43-0.

vs. N.Y. Jets (9/17) Played on the defensive line.

at Arizona (9/24) and **vs. New England (10/1)** Assisted on a tackle.

at San Francisco (10/8) Added a tackle.

at LA Chargers (10/16) Assisted on a tackle.

73 Tyler Smith, G/T

Games/Starts: 2023-4/4 Career-21/21
Playoffs: 2022-2/2 Career-2/2

at N.Y. Giants (9/10) and **vs. N.Y. Jets (9/17)** Inactive/Injured-Hamstring, **at Arizona (9/24)** Made his season debut at left guard and blocked for an offense that accumulated a season-high 416 total net yards

Tyler Smith, cont.

and 185 rushing yards. The offense also notched 26 first downs, including a season-best 12 rushing first downs that tied the most rushing first downs in a game since Head Coach Mike McCarthy arrived in 2020 - against Carolina (10/3/21) and at Minnesota (11/20/22).

vs. New England (10/1) Assisted the offense in compiling four drives of 10-plus plays, giving the Dallas offense a league-leading 16 on the season. On the day, the offense racked up 377 total net yards and 22 first downs, while holding the ball for 35:09.

at San Francisco (10/8) The offense, behind the offensive line, was limited to 197 total net yards, eight first downs and a 22:55 time of possession mark.

at LA Chargers (10/16) Helped an offense that posted 342 total net yards, a season-high 272 passing yards and 20 first downs.

77 Tyron Smith, T

Games/Starts: 2023-4/4 Career-152/152
Playoffs: 2022-2/2 Career-8/8

• Served as the offensive captain in Week 3.

at N.Y. Giants (9/10) Started the season opener at left tackle and blocked for an offense that generated 265 total net yards, including 122 yards on the ground highlighted by 70 yards and two rushing scores by Tony Pollard. The offensive line also did not allow a sack of Dak Prescott during 24 dropbacks as he passed for 143 yards.

vs. N.Y. Jets (9/17) Played and started in his 150th career game. Part of an offense that commanded the time of possession with a mark of 42:15, the second-highest amount for a non-overtime, regular season game in franchise history. Collectively, the offense compiled 382 total net yards and 26 first downs.

at Arizona (9/24) Active but did not play (knee).

vs. New England (10/1) Inactive/Injured-Knee.

at San Francisco (10/8) Returned to start at left tackle as the offense, behind the offensive line, was limited to 197 total net yards, eight first downs and a 22:55 time of possession mark.

at LA Chargers (10/16) Helped an offense that posted 342 total net yards, a season-high 272 passing yards and 20 first downs.

78 Terence Steele, T

Games/Starts: 2023-6/6 Career-51/46
Playoffs: 2022-0/0 Career-1/0

at N.Y. Giants (9/10) Started the season opener at right tackle and blocked for an offense that generated 265 total net yards, including 122 yards on the ground highlighted by 70 yards and two rushing scores by Tony Pollard. The offensive line also did not allow a sack of Dak Prescott during 24 dropbacks as he passed for 143 yards.

vs. N.Y. Jets (9/17) Part of an offense that commanded the time of possession with a mark of 42:15, the second-highest amount for a non-overtime, regular season game in franchise history. Collectively, the offense compiled 382 total net yards and 26 first downs.

at Arizona (9/24) Blocked for an offense that accumulated a season-high 416 total net yards and 185 rushing yards. The offense also notched 26 first downs, including a season-best 12 rushing first downs that tied the most rushing first downs in a game since Head Coach Mike McCarthy arrived in 2020 - against Carolina (10/3/21) and at Minnesota (11/20/22).

vs. New England (10/1) Assisted the offense in compiling four drives of 10-plus plays, giving the Dallas offense a league-leading 16 on the season. On the day, the offense racked up 377 total net yards and 22 first downs, while holding the ball for 35:09.

at San Francisco (10/8) Played in his 50th career game as the offense, behind the offensive line, was limited to 197 total net yards, eight first downs and a 22:55 time of possession mark.

at LA Chargers (10/16) Helped an offense that posted 342 total net yards, a season-high 272 passing yards and 20 first downs.

30 Juanyeh Thomas, S

Games/Starts: 2023-5/1 Career-5/1
Playoffs: 2022-0/0 Career-0/0

Last Game	Tackles			Sks/ Yds	Tk/ Loss	QB Prs	PBU	FF-FR
	Solo	Asst	Tot					
2023	3	2	5	INACTIVE/INJURED-Hamstring				
Career	3	2	5					

Last Game	Special Teams			FF	FR	BP	BFG	BXP
	Solo	Asst	Tot					
2023	INACTIVE/INJURED-Hamstring						1	
Career							1	

• Served as the special teams captain in Week 2.

at N.Y. Giants (9/10) Started his first career game when the team started in a three-safety set and logged two tackles, a quarterback pressure and a pass breakup - all the first stats of his career. Also blocked his first career field goal that was returned 58 yards for a touchdown by Noah Igbinoghene on New York's first offensive drive. Part of a defense whose 40-0 victory marked the largest shutout in Cowboys history and the largest shutout in a NFL season opener since 1999 when Pittsburgh defeated Cleveland 43-0.

vs. N.Y. Jets (9/17) Added a tackle on defense.

at Arizona (9/24) Played on special teams.

vs. New England (10/1) Posted two stops on defense.

at San Francisco (10/8) Played on defense and special teams.

at LA Chargers (10/16) Inactive/Injured-Hamstring.

18 Jalen Tolbert, WR

Games/Starts: 2023-6/2 Career-14/3
Playoffs: 2022-0/0 Career-0/0

Last Game	Receiving				
	Rec.	Yds.	Avg.	Lg	TD
2023	7	71	10.1	18	0
Career	9	83	9.2	18	0

Last Game	Special Teams			FF	FR	BP	BFG	BXP
	Solo	Asst	Tot					
2023	2	0	2					
Career	2	0	2					

at N.Y. Giants (9/10) Played on offense and special teams in the season opener, and made his first career tackle on special teams.

vs. N.Y. Jets (9/17) Made his second career start and caught three passes for 18 yards.

at Arizona (9/24) Saw time on offense and special teams.

vs. New England (10/1) Recorded career-highs in receptions (four), receiving yards (53) and long catch (18). Also made a tackle on special teams.

at San Francisco (10/8) Made his second start of the season - third of his career - when the offense began the game in a four wide receiver set. Also saw action on special teams.

at LA Chargers (10/16) Played on offense and special teams.

9 KaVontae Turpin, WR

Games/Starts: 2023-6/0 Career-23/0
Playoffs: 2022-2/0 Career-2/0

	Receiving					Rushing				
	Rec.	Yds.	Avg.	Lg	TD	Att.	Yds.	Avg.	Lg	TD
Last Game.....	5	51	10.2	26t	1	6	66	11.0	46	1
2023.....	5	51	10.2	26t	1	6	66	11.0	46	1
Career.....	6	60	10.0	26t	1	9	83	9.2	46	1

	Punt Returns					Kickoff Returns					
	No.	Yds.	Avg.	FC	Lg	TD	No.	Yds.	Avg.	Lg	TD
Last Game.....	1	15	15.0	2	15	0	1	21	21.0	21	0
2023.....	6	45	7.5	11	15	0	3	54	18.0	21	0
Career.....	35	348	9.9	37	52	0	24	562	23.4	63	0

	Special Teams				FR	BP	BFG	BXP
	Solo	Asst	-	Tot				
Career.....	1	0	-	1				

at N.Y. Giants (9/10) In the season opener on offense had two receptions for 11 yards and rushed three times for 14 yards and his first career touchdown. Also returned two punts for 17 yards.

vs. N.Y. Jets (9/17) Caught one pass for nine yards and rushed twice for six yards on offense. Also fair caught four punts on special teams.

at Arizona (9/24) Had one punt return for no yards and one fair catch.

vs. New England (10/1) Tallied one run for 46 yards, one catch for five yards and returned two punts 13 yards. His 46-yard run in the fourth quarter was the longest of his career and the longest run from scrimmage for the Cowboys in 2023.

at San Francisco (10/8) Hauled in his first career receiving touchdown on a 26-yard reception in the second quarter. Also returned his first two kickoffs of the season for 33 yards and fair caught a punt before leaving the game with an ankle injury.

at LA Chargers (10/16) Had one punt return for 15 yards with two fair catches and one kickoff returned 21 yards.

55 Leighton Vander Esch, LB

Games/Starts: 2023-5/5 Career-71/65
Playoffs: 2022-2/2 Career-5/5

	Tackles			Sks/ Yds	Tkl/ Loss	QB Prs	PBU	FF-FR
	Solo	Asst	- Tot					
Last Game.....	RESERVE/INJURED-Neck							
2023.....	18	-	35		1(-2)	2		0-1
Career.....	372	185	557	3.5(-23)	13(-27)	18	13	3-1

	Interceptions					Fumble Recoveries				
	No.	Yds.	Avg.	Lg	TD	No.	Yds.	Avg.	Lg	TD
Last Week.....						1	11	11.0	11t	1
2023.....						1	11	11.0	11t	1
Career.....	3	63	21.0	28t	0	1	11	11.0	11t	1

	Special Teams				FR	BP	BFG	BXP
	Solo	Asst	-	Tot				
Career.....	1	2	-	3				

• Placed on Reserve/Injured on Oct. 16 with a neck injury.

• Served as the defensive captain in Week 3.

at N.Y. Giants (9/10) Logged six tackles and two hurries. Part of a defense whose 40-0 victory marked the largest shutout in Cowboys history and the largest shutout in a NFL season opener since 1999 when Pittsburgh defeated Cleveland 43-0.

vs. N.Y. Jets (9/17) Posted four stops.

at Arizona (9/24) Made six tackles.

vs. New England (10/1) Led the defense with seven tackles and returned his first career fumble 11 yards in the second quarter for his first career touchdown.

at San Francisco (10/8) Led the defense with a season-high 12 tackles while also making a tackle for loss - his first of the season. Left the game in the fourth quarter with a neck injury and did not return.

42 Deuce Vaughn, RB

Games/Starts: 2023-5/0 Career-5/0

	Rushing					Receiving				
	Att.	Yds.	Avg.	Lg	TD	Rec.	Yds.	Avg.	Lg	TD
Last Game.....	INACTIVE									
2023.....	20	40	2.0	13	0	5	19	3.8	11	0

	Punt Returns					Kickoff Returns					
	No.	Yds.	Avg.	FC	Lg	TD	No.	Yds.	Avg.	Lg	TD
Last Game.....	INACTIVE										
2023.....	1	10	10.0	0	10	0					

at N.Y. Giants (9/10) Made his NFL debut on special teams and on offense, where he carried the ball six times for eight yards - his first career stats - in the fourth quarter.

vs. N.Y. Jets (9/17) Recorded his first career receptions - three for 16 yards - while also adding three runs for 16 yards.

at Arizona (9/24) Played on special teams.

vs. New England (10/1) Rushed eight times for nine yards and caught one pass for two yards.

at San Francisco (10/8) Had three carries for seven yards and caught one pass for a yard. Also recorded his first career punt return for 10 yards.

at LA Chargers (10/16) Inactive.

91 Tyrus Wheat, LB

Games/Starts: 2023-1/0 Career-1/0

	Tackles			Sks/ Yds	Tkl/ Loss	QB Prs	PBU	FF-FR
	Solo	Asst	- Tot					
Last Game.....	1	0	-	1				
2023.....	1	0	-	1				

• Signed to the active roster from the practice squad on Oct. 16.

at LA Chargers (10/16) Made his NFL debut and notched his first career tackle on defense.

54 Sam Williams, DE

Games/Starts: 2023-6/0 Career-21/0
Playoffs: 2022-2/0 Career-2/0

	Tackles			Sks/ Yds	Tkl/ Loss	QB Prs	PBU	FF-FR
	Solo	Asst	- Tot					
Last Game.....								
2023.....	0	4	-	4	1.0(-7)	5		
Career.....	12	11	-	23	5.0(-33)	25	1	1-3

at N.Y. Giants (9/10) Had two stops and three hurries. Part of a defense whose 40-0 victory marked the largest shutout in Cowboys history and the largest shutout in a NFL season opener since 1999 when Pittsburgh defeated Cleveland 43-0.

vs. N.Y. Jets (9/17) Added two quarterback hurries.

at Arizona (9/24) Assisted on a tackle.

vs. New England (10/1) Collected his first sack of the season.

at San Francisco (10/8) Assisted on a tackle.

at LA Chargers (10/16) Played on defense and special teams.

6 Donovan Wilson, S

Games/Starts: 2023-4/3 Career-55/33
Playoffs: 2022-2/2 Career-3/3

	Solo	Tackles		Sks/ Yds	Tkl/ Loss	QB Prs	PBU	FF-FR
		Asst	Tot					
Last Game.....	3	1	-	4		1		
2023.....	15	8	-	23	1(-5)	2		
Career.....	165	63	-	228	8.5(-60)	14	7	5-3

Career.....	No.	Interceptions				No.	Fumble Recoveries			
		Yds.	Avg.	Lg	TD		Yds.	Avg.	Lg	TD
3	0	0.0	0	0	0	2	0	0.0	0	0

Career.....	Solo	Asst	Tot	Special Teams				
				FF	FR	BP	BFG	BXP
10	1	-	11					

at N.Y. Giants (9/10) and vs. N.Y. Jets (9/17) Inactive/Injured-Calf.
at Arizona (9/24) Made his season debut to the tune of four tackles, a tackle for loss and a quarterback pressure.
vs. New England (10/1) Tied for second on the defense with six stops.
at San Francisco (10/8) Tied for second on the defense with nine tackles.
at LA Chargers (10/16) Logged four stops and a hurry.

25 Nahshon Wright, CB

Games/Starts: 2023-1/0 Career-21/3
Playoffs: 2022-0/0 Career-0/0

	Solo	Tackles		Sks/ Yds	Tkl/ Loss	QB Prs	PBU	FF-FR
		Asst	Tot					
Last Game.....								
2023.....								
Career.....	21	8	-	29	1(-1)		4	

Career.....	Solo	Asst	Tot	Special Teams				
				FF	FR	BP	BFG	BXP
3	0	-	3					

• Activated from Reserve/Injured (ankle) on Oct. 16.
at LA Chargers (10/16) Made his season debut on special teams.