



REGULAR SEASON GAME #6
 SUNDAY, OCTOBER 16, 2022
 DALLAS COWBOYS AT PHILADELPHIA EAGLES
 LINCOLN FINANCIAL FIELD - PHILADELPHIA, PA - 7:20 P.M. (CDT)

DELIVERED BY:



★ COWBOYS PR ON TWITTER ★

The official Twitter account of the Dallas Cowboys Public Relations team (@DallasCowboysPR) will provide pertinent stats, information, transactions, game updates and more throughout the week and on gameday. Follow us for the most up-to-date info related to the Cowboys organization.

NBC SPORTS/NBC 5 DFW
 Play-By-Play: Mike Tirico
 Analyst: Cris Collinsworth
 Sideline Reporter: Melissa Stark

KRLD-FM 105.3 THE FAN
 Play-By-Play: Brad Sham
 Analyst: Babe Laufenberg
 Sideline Reporter: Kristi Scales

KMVK-FM 107.5 Mega
 Play-By-Play: Victor Villalba
 Analyst: Luis Perez

COMPASS MEDIA (National)
 Play-By-Play: Kevin Ray
 Analyst: Danny White



QUICK FACTS:
 DALLAS COWBOYS (4-1)
 AT
 PHILADELPHIA EAGLES (5-0)



Regular Season Series Record:
 Dallas leads the series 69-53

Last Meeting:
 Dallas 51, @ Philadelphia 26, Jan. 8, 2022

Last Meeting in Philadelphia:
 Dallas 51, Philadelphia 26, Jan. 8, 2022

Last Cowboys Win:
 Dallas 51, @ Philadelphia 26, Jan. 8, 2022

Series Streak:
 Dallas has won seven of the last nine matchups.

★ BY THE NUMBERS ★

8

The Cowboys have won eight consecutive games over the NFC East, the longest active win streak against one's own division.

19

Dallas has not allowed any of its five opponents to reach 20 points this season, the first time a Cowboys team has held its first five opponents to 19 points-or-less since 1972.

40

Tony Pollard has tallied four rushing touchdowns of 40-plus yards since 2020, tied with Nick Chubb, Derrick Henry and Jonathan Taylor for the most 40-yard rushing touchdowns in that span.

★ TABLE OF CONTENTS ★

Radio and TV broadcast info	1
Dallas Cowboys media schedule	1
Dallas Cowboys OMG info	1
Cowboys PR contact info	1
Dallas Cowboys 2022 schedule	2
DallasCowboys.com	2
What to watch for	3
Mike McCarthy Facts and Figures	4
2022 Coaching Staff	4
Mike McCarthy coaching record	5
Head coach bios	5
2022 NFL Draft	6
2022 free agency	6
Primetime Cowboys	6
New Kids on the Block	6
Season opener stats and info	7
Player highlights	8
Series history	8
AT&T Stadium stats and figures	9
A Championship Tradition	10
Pro Bowl Numbers	10
Individual Notes	11-25
Dak Prescott	11-15
Ezekiel Elliott	16-18
Tony Pollard	19
CeeDee Lamb	19-20
Dalton Schultz	20
Offensive Notes	20-21
Trevon Diggs	22
Micah Parsons	23
Defensive Notes	24
Bryan Anger/Brett Maher	25
Special Teams Notes	25
Unofficial Depth Chart	26
Pronunciation Guide	26
Coaching Staff	27
Alphabetical Roster	28
Numerical Roster	29
Positional Roster	30
How The Cowboys Were Built	31
Contract Status	31
Contract Analysis	32
When The Cowboys Were Built	33
Transactions by Date	34
Transactions by Player	35
2021 Regular Season Stats	36
2021 Defensive Stats	37
Non-Media Guide Bios	38-42

★ DALLAS COWBOYS 2022 SCHEDULE ★

The Cowboys schedule currently features five games that will be broadcast nationally in primetime, including two from AT&T Stadium. In addition to the two primetime games at AT&T Stadium - both on NBC's *Sunday Night Football* - and the club's annual Thanksgiving Day national appearance (this year on FOX), the Cowboys will make three national appearances in primetime on the road, one on ESPN's *Monday Night Football*, one on NBC's *SNF* and one on Thursday night on Amazon Prime video.

The Cowboys play seven games against teams that qualified for the 2021 playoffs - Cincinnati, Green Bay, LA Rams, Philadelphia (twice), Tampa Bay and Tennessee.

This season marks the eighth time - third time in the last four seasons - that the Cowboys will face both Super Bowl participants from the previous season:

Years	Teams	Years	Teams
2022	CIN and LAR*	2010	IND and NO*
2021	KC and TB*	1995	SD and SF*
2019	LAR and NE*	1973	MIA* and WAS
2015	NE* and SEA	1970	KC* and MIN

* indicates Super Bowl champion

The NFL also introduced its expanded regular season in 2021 with a 17th game. This season paired Dallas with its same place finisher from the AFC North (Cincinnati).

DATE	REGULAR SEASON (TV)	KICKOFF
Sun., Sept. 11	TAMPA BAY (NBC)	L, 3-19
Sun., Sept. 18	CINCINNATI (CBS)	W, 20-17
Mon., Sept. 26	@ N.Y. Giants (ESPN/ABC)	W, 23-16
Sun., Oct. 2	WASHINGTON (FOX)	W, 25-10
Sun., Oct. 9	@ LA Rams (FOX)	W, 22-10
Sun., Oct. 16	@ Philadelphia (NBC)	7:20 p.m.
Sun., Oct. 23	DETROIT (CBS)	12:00 p.m.
Sun., Oct. 30	CHICAGO (FOX)	12:00 p.m.
Sun., Nov. 6	Bye	
Sun., Nov. 13	@ Green Bay (FOX)	3:25 p.m.
Sun., Nov. 20	@ Minnesota (CBS)	3:25 p.m.
Thurs., Nov. 24	N.Y. GIANTS (FOX)	3:30 p.m.
Sun., Dec. 4	INDIANAPOLIS (NBC)	7:20 p.m.
Sun., Dec. 11	HOUSTON (FOX)	12:00 p.m.
Sun., Dec. 18	@ Jacksonville (FOX)	12:00 p.m.
Sun., Dec. 24	PHILADELPHIA (FOX)	3:25 p.m.
Thurs., Dec. 29	@ Tennessee (Amazon Prime)	7:15 p.m.
Sat/Sun., Jan. 7/8	@ Washington (TBD)	TBD

Home Games in BOLD

★ DALLASCOWBOYS.COM ★



The Dallas Cowboys official website offers the best collection of timely articles, press conferences and videos, combined with the best spot to purchase tickets and order merchandise from the Cowboys Pro Shop. From the latest news to the latest apparel, there is no better place to visit than DallasCowboys.com.

To view the latest press conferences featuring coaches, player interviews from daily locker room sessions, radio interviews with Cowboys front office executives and Dallas Cowboys game highlights, visit <https://www.dallascowboys.com/all-media/>



@dallascowboys



/dallascowboys



@dallascowboys



@dallascowboys



@dallascowboys

★ WHAT TO WATCH FOR IN WEEK 6 ★

4

DAK PRESCOTT

- * Dak Prescott has a 25-6 record against the NFC East in his career, the second-most wins against a player's own division since he was drafted in 2016, trailing only Tom Brady (28).
- * Prescott (2,918) needs 32 pass attempts to pass Danny White (2,950) for the fourth-most passing attempts in franchise history.

10

COOPER RUSH

- * Cooper Rush could potentially make his sixth career start on Sunday night. With a win, Rush would become the 12th quarterback in NFL history to win his first six career starts and the first since Patrick Mahomes (2017-18).
- * Rush was an undrafted free agent out of Central Michigan in 2017. With a win on Sunday, Rush would become the fourth undrafted quarterback in the Super Bowl era to win each of his first six career starts, joining Kurt Warner (1999), Mike Tomczak (1986) and Dieter Brock (1985).

11

MICAH PARSONS

- * Micah Parsons has 19.0 career sacks in his first 21 games as a pro, the second-most sacks through the first 21 games of a career since sacks became official in 1982, trailing only Joey Bosa (20.0). He would need 2.0 sacks on Sunday to tie Bosa (21.0) for the most sacks through a player's first 22 career games.
- * Parsons has six career multi-sack games, including three in 2022. With a multi-sack game on Sunday, Parsons would join Aldon Smith as the only players in NFL history with seven multi-sack performances through 22 career games.
- * Parsons' three multi-sack games in 2022 are tied with DeMarcus Lawrence (2017), DeMarcus Ware (2011) and Tony Tolbert (1996) for the most multi-sack games through five games in Cowboys history. With 1.5 sacks on Sunday, Parsons would become the only Cowboys defender with four multi-sack games in the first six games of a season.

19

BRETT MAHER

- * Brett Maher is four-of-five on field goals from 50-plus yards this season, tied for the most 50-yard field goals in 2022. Maher (2018) and Dan Bailey (2013) jointly hold the Cowboys record for most field goals of 50-plus yards made in a season (six).
- * Maher has 12 career games as a Cowboy with three-or-more field goals and needs one more three field goal performance to tie Greg Zuerlein (13) for the third-most games with three-plus field goals.

21

EZEKIEL ELLIOTT

- * With 38 scrimmage yards at Philadelphia, Ezekiel Elliott would hit 10,000 career scrimmage yards and become the third running back in franchise history with 10,000 scrimmage yards, joining Emmitt Smith (20,174) and Tony Dorsett (15,468).
- * Elliott carried the ball 22 times in last week's win at the LA Rams (10/9), his first 20-plus carry game since 2021 against the N.Y. Giants (10/10). Dallas is 31-10 since 2016 when Elliott has at least 20 carries in a game.

90

DeMARCUS LAWRENCE

- * After returning a fumble 19 yards for a touchdown last week at the LA Rams (10/9), DeMarcus Lawrence has two career touchdowns (one fumble recovery and one pick-six against Washington (12/26/21). Since he was drafted in 2014, Lawrence joined J.J. Watt and Yannick Ngakoue as the only defensive linemen to record both a fumble recovery for a touchdown and an interception for a touchdown.
- * Lawrence (51.5) needs one sack to pass Hall of Fame defensive tackle Randy White (52.0) for the sixth-most sacks in team history.



DALLAS COWBOYS

- * The last time Dallas (4-1) and Philadelphia (5-0) met up with records of 4-1-or-better was in 1994. On Oct. 16, 1994, both teams entered Week 6 with a 4-1 record, and Dallas won the game 24-13 at Texas Stadium.
- * The Cowboys have not allowed any of their opponents to reach the 20-point mark this season, the first time that the Cowboys have held their first five opponents to 19 points-or-less since 1972. If Dallas holds Philadelphia to 19 points-or-less, it would only be the third time in franchise history that a Cowboys team held their first six opponents under 20, with the only other seasons being 1968 and 1969. The last NFL team to do so was New England in 2019.
- * With a win at Philadelphia, the Cowboys would record their ninth straight win over an NFC East opponent, the longest active win streak against one's own division. The last time Dallas won nine consecutive games against divisional opponents was in 1998-99, when the Cowboys won 10 straight against the NFC East.



Round Up

A look at this week's top storylines

SUNDAY NIGHT FOOTBALL



at



Dallas Cowboys (4-1) at Philadelphia Eagles (5-0) • Sunday, Oct. 16, 2022, 7:20 p.m. CDT



28

Player Spotlight

11 Micah Parsons

★ Micah Parsons is tied for the NFL lead with 6.0 sacks in 2022. Along with being tied for the league lead in sacks, Parsons has provided constant pressure on opposing quarterbacks this season, as he ranks second with 28 pressures, per PFF:

Most Pressures in 2022, per PFF		
Player	Pass Rushes	Pressures
Nick Bosa, SF	139	31
<i>Micah Parsons, Dal</i>	<i>165</i>	<i>28</i>
Brian Burns, Car	151	24
Maxx Crosby, LV	199	22
Trey Hendrickson, Cin	154	22
Matthew Judon, NE	139	22
<i>DeMarcus Lawrence, Dal</i>	<i>148</i>	<i>22</i>
Aaron Donald, LAR	171	22

★ Parsons has three multi-sack games in 2022 and six career multi-sack performances, one-of-four players since 1982 with six multi-sack games in his first 21 career contests:

Most Multi-Sack Games Through 21 Career Games Since 1982		
Player	Multi-Sack Games	Seasons
Aldon Smith, SF	7	2011-12
Joey Bosa, LAC	6	2016-17
<i>Micah Parsons, Dal</i>	<i>6</i>	<i>2021-22</i>
Clay Matthews, GB	6	2009-10

★ Parsons leads a pass rush that is second in the NFL with 20.0 sacks, the most sacks through five games by a Cowboys team since 1987.

SCOUTING REPORT

33.8%

Dallas ranks 10th in the NFL in third down defense, allowing its opponents to convert on 33.8% of third down plays. Conversely, the Philadelphia offense has the sixth-highest third down conversion percentage (43.8%).

2

Dallas and Philadelphia are tied for the fewest giveaways in 2022 with two apiece. The Eagles lead the NFL in turnover margin at +9, while the Cowboys are tied with Baltimore for second in the league at +5.

MIKE McCARTHY

Head Coach

Baker University
Head Coach: 16th Year • NFL: 29th Year • Cowboys: 3rd Year

DALLAS DALLAS DALLAS DALLAS
COWBOYS



★ WINNING HEAD COACH ★

The Dallas Cowboys named Mike McCarthy the ninth head coach in franchise history on Jan. 5, 2020. Along with 13 years of head coaching experience and 13 additional years as an assistant coach in the NFL, McCarthy came to Dallas with a 125-77-2 regular season coaching record - all with the Green Bay Packers (2006-18).

After a 6-10 record in 2020, a 12-5 record in 2021, and a 4-1 start in 2022, he owns the fifth-most wins (24th all-time) and eighth-highest winning percentage (.612) among qualifying active NFL coaches. His teams have qualified for the postseason 10 times, won six NFC North Division titles and one NFC East title, made four NFC Championship Game appearances and took home a Super Bowl XLV championship.

Most Regular Season Wins by Active Head Coach

Coach	Years	Won	Loss	Tied	Pct
Bill Belichick.....	1991-2022	292	146	0	.667
Andy Reid.....	1999-2022	237	136	1	.635
Mike Tomlin.....	2007-2022	155	89	2	.634
Pete Carroll.....	1994-2022	154	107	1	.590
Mike McCarthy.....	2006-2022	147	93	2	.612
John Harbaugh.....	2008-2022	140	90	0	.609
Ron Rivera.....	2011-2022	91	86	1	.514

★ TOP OF THE LINE ★

In 2022 Mike McCarthy has guided the Cowboys team to key finishes in several areas:

- 1st** Touchdowns Allowed (four)
- 2nd** Sacks (15.0)
- 5th** Negative Rush Percentage (5.6%)

+2 Turnover Differential - Sixth in the NFL after tying for first in 2021 with a +14 margin

★ 2022 ASSISTANT COACHES ★

(S) Sideline; (B) Booth OFFENSE

Kellen Moore (S).....	Offensive Coordinator
Joe Philbin (S).....	Offensive Line
Jeff Blasko (B).....	Asst. Offensive Line
Robert Prince (S).....	Wide Receivers
Lunda Wells (S).....	Tight Ends
Skip Peete (S).....	Running Backs
Doug Nussmeier (S).....	Quarterbacks
Chase Haslett (B).....	Quality Control - Offense
Kyle Valero (S).....	Quality Control/Analytics
Scott Tolzien (B).....	Offensive Assistant
Evan Harrington (B).....	Offensive Assistant

DEFENSE

Dan Quinn (B).....	Defensive Coordinator
Rob Davis (S).....	Asst. Head Coach
Aden Durde (S).....	Defensive Line
Leon Lett (S).....	Asst. Defensive Line
Scott McCurley (B).....	Linebackers
George Edwards (S).....	Senior Defensive Assistant
Joe Whitt Jr. (S).....	Passing Game Coord./Secondary
Al Harris (S).....	Defensive Backs
Cannon Matthews (B).....	Quality Control - Defense
Ryan Feder (B).....	Quality Control/Analytics
Eric Simonelli (B).....	Quality Control/Analytics

SPECIAL TEAMS

John Fassel (S).....	Special Teams Coordinator
Rayna Stewart (B).....	Asst. Special Teams

STRENGTH AND CONDITIONING

Harold Nash Jr. (S).....	Strength and Conditioning Coordinator
Cedric Smith (S).....	Asst. Strength and Conditioning
Kendall Smith (S).....	Asst. Strength and Conditioning

★ McCARTHY'S RECORD WHEN... ★

Below is a look at McCarthy's head coaching record under several different circumstances:

Regular season.....	147-93-2
Postseason.....	10-8
Overall.....	157-101-2

	Regular	Post
September.....	34-19-1	
October.....	39-18	
November.....	27-35-1	
December.....	42-18	
January.....	5-3	9-9
February.....		1-0
Playing at home.....	84-35-2	5-4
Playing on the road.....	62-58	5-5
Playing at AT&T Stadium.....	12-8	2-1
Playing in prime time.....	35-33	3-1
Thursday.....	11-8	
Saturday.....	2-1	3-2
Sunday.....	124-73-2	7-7
Monday.....	10-10	
Tuesday.....	0-1	
Playing against the NFC East.....	25-14	5-2
Playing against the NFC.....	107-63-2	9-9
Playing against the AFC.....	34-27	1-0
Playing on grass surface.....	102-53-2	7-6
Playing on artificial surface.....	45-41	3-3
Post Bye.....	11-4	
Post Bye Home.....	4-1	
Post Bye Road.....	7-3	
When scoring 30-plus points.....	82-9	6-2
When team scores first.....	103-35-2	4-2
When team leads at halftime.....	116-21-1	9-2

★ McCARTHY'S HEAD COACHING RECORD AND COACHING EXPERIENCE ★

Year	Team	Regular Season				Result	Postseason			Result	McCarthy vs. NFL				
		W	L	T	Pct.		W	L	Pct.		Team	W	L	T	PCT.
2006	Green Bay.....	8	8	0	.500	2nd NFC North					Arizona	3	4	0	0.429
2007	Green Bay.....	13	3	0	.813	1st NFC North	1	1	.500	NFC Championship Game	Atlanta	5	4	0	0.556
2008	Green Bay.....	6	10	0	.375	3rd NFC North					Baltimore	2	2	0	0.500
2009	Green Bay.....	11	5	0	.688	2nd NFC North	0	1	.000	Wild Card Game	Buffalo	2	2	0	0.500
2010	Green Bay.....	10	6	0	.625	2nd NFC North	4	0	1.000	Super Bowl XLV	Carolina	4	3	0	0.571
2011	Green Bay.....	15	1	0	.938	1st NFC North	0	1	.000	Divisional Game	Chicago	18	7	0	0.720
2012	Green Bay.....	11	5	0	.688	1st NFC North	1	1	.500	Divisional Game	Cincinnati	3	2	0	0.600
2013	Green Bay.....	8	7	1	.531	1st NFC North	0	1	.000	Wild Card Game	Cleveland	3	1	0	.750
2014	Green Bay.....	12	4	0	.750	1st NFC North	1	1	.500	NFC Championship Game	Dallas	5	3	0	0.625
2015	Green Bay.....	10	6	0	.625	2nd NFC North	1	1	.500	Divisional Game	Denver	2	2	0	0.500
2016	Green Bay.....	10	6	0	.625	1st NFC North	2	1	.667	NFC Championship Game	Detroit	18	7	0	0.720
2017	Green Bay.....	7	9	0	.438	3rd NFC North					Houston	2	1	0	0.667
2018	Green Bay.....	4	7	1	.375						Indianapolis	1	2	0	0.333
2020	Dallas.....	6	10	0	.375	3rd NFC East					Jacksonville	2	1	0	0.667
2021	Dallas.....	12	5	0	.706	1st NFC East	0	1	.000	Wild Card Game	Kansas City	2	2	0	0.500
2022	Dallas.....	4	1	0	.800						LA Chargers	4	0	0	1.000
Totals		147	93	2	.612		10	9	.526		LA Rams	6	3	0	0.667
											Las Vegas	3	1	0	0.750
											Miami	3	1	0	0.750
											Minnesota	17	9	2	0.654
											New England	2	3	0	0.400
											New Orleans	3	4	0	0.429
											N.Y. Giants	8	3	0	0.727
											N.Y. Jets	2	1	0	0.667
											Philadelphia	7	3	0	0.700
											Pittsburgh	0	4	0	0.000
											San Francisco	6	2	0	0.750
											Seattle	5	5	0	0.500
											Tampa Bay	3	4	0	0.429
											Tennessee	1	2	0	0.333
											Washington	5	5	0	0.500
											Totals	147	93	2	0.612

Year	Position, Team
1987-88	Graduate Assistant, Fort Hays State
1989-91	Graduate Assistant, Pittsburgh
1992	Wide Receivers, Pittsburgh
1993-94	Offensive Quality Control, Kansas City Chiefs
1995-98	Quarterbacks, Kansas City Chiefs
1999	Quarterbacks, Green Bay Packers
2000-04	Offensive Coordinator, New Orleans Saints
2005	Offensive Coordinator, San Francisco 49ers
2006-18	Head Coach, Green Bay Packers
2020-22	Head Coach, Dallas Cowboys

★ HEAD COACHES ★

MIKE McCARTHY (147-93-2, 16th Year, 22-16 with Dallas)

The Dallas Cowboys named Mike McCarthy the ninth head coach in franchise history on Jan. 8, 2020, handing the reigns of the team to an innovative offensive mind with a championship pedigree.

McCarthy has 15 years of head coaching experience - 13 with Green Bay and two with Dallas - along with 13 years as an assistant coach in the NFL, including six as an offensive coordinator.

As a head coach, McCarthy has racked up a 147-93-2 regular season coaching record, and he owns the fifth-most wins (24th all-time) among active NFL coaches. His teams have qualified for the postseason nine times, won six NFC North Division titles, one NFC East title, made four NFC Championship Game appearances and took home a Super Bowl XLV championship held at AT&T Stadium in Arlington, Texas, following the 2010 NFL season.

In 2021 McCarthy led the Cowboys to the franchise's first NFC East title in three years, along with a 12-5 regular season record. Under McCarthy, Dallas led the league in total offense (407.0), scoring offense (31.2 points-per-game) and takeaways (34).

In his first season with the Cowboys, McCarthy's plan to install a new culture in Dallas was halted by the COVID-19 pandemic. Due to COVID protocols, McCarthy's first offseason with the Cowboys included no in-person meetings or practices and a season-ending injury to his starting quarterback in Week 5. Despite the hurdles, the 2020 Cowboys were in position to win the NFC East entering Week 17 but came up just short.

During his time in Green Bay, McCarthy was known as a prolific offensive mind and the primary play-caller for the Packers. McCarthy's offense finished fourth in the NFL in total offense and third in points-per-game through his 14-year stint with the club.

McCarthy is only the fourth head coach in NFL history to lead a single franchise to eight-or-more consecutive playoff appearances, joining Tom Landry, Chuck Noll and Bill Belichick. Those eight appearances from 2009-16 were more than the rest of the NFC North Division combined over that span (Minnesota, three; Detroit, three; Chicago, one).

McCarthy's nine playoff appearances overall are the most by a Packers coach since the NFL postseason began in 1933, and he guided the Packers to a franchise-record fourth consecutive division title in 2014. With the victory over Dallas in the 2016 playoffs, McCarthy surpassed Vince Lombardi and Mike Holmgren for the most playoff victories in team history (10).

NICK SIRIANNI (14-8, 2nd Year)

Nick Sirianni was named the 24th head coach of the Philadelphia Eagles on January 24, 2021, after a productive three-year stretch as the Indianapolis Colts offensive coordinator.

During his first season in Philadelphia, Sirianni guided the Eagles to a playoff berth, becoming just the third coach in team history to guide the Eagles to the postseason in his first season, joining Chip Kelly (2013) and Ray Rhodes (1995). Sirianni's offense led the NFL in rushing (159.7 yards-per-game) and rushing touchdowns (25), both of which were franchise records. Philadelphia's 16 giveaways were the club's fewest in a season in over 30 years.

In his three seasons guiding the Colts offense, Indianapolis was seventh in red zone touchdown efficiency (63.9%) and eighth in points-per-game (24.4). Sirianni helped the Colts to a 28-20 record during that span, including a pair of 10-win campaigns and two playoff appearances.

In 2020 Sirianni directed a Colts offense that posted the 10th-most total yards-per-game in the NFL (387.1). Sirianni and quarterback Philip Rivers worked well together while with the Colts, as Rivers posted the eighth-highest completion percentage (68%) and 10th-most passing yards (4,169) in the NFL.

Sirianni is no stranger to developing young offensive talent. In 2020 with Indianapolis, Sirianni helped rookie running back Jonathan Taylor finish third in the NFL in rushing with 1,169 yards on the ground.

During 2018, Sirianni's first season with the Colts offense, quarterback Andrew Luck was named Associated Press NFL Comeback Player of the Year after throwing for 4,593 yards and 39 touchdowns.

Prior to his three-year stint with the Colts, Sirianni spent five seasons with the LA Chargers (2013-17), starting as an offensive quality control coach before going on to coach quarterbacks and receivers. From 2014-15, Sirianni served as the Chargers quarterbacks coach while Philip Rivers was under center. Sirianni helped Rivers earn back-to-back Pro Bowls in those two seasons.

Sirianni began his NFL coaching career with the Kansas City Chiefs (2009-12) as a quality control coach. Before entering the NFL coaching ranks, Sirianni spent three years as the wide receivers coach at Indiana University of Pennsylvania (2006-08) and two seasons as the defensive backs coach at his alma mater, Mount Union, where he was a three-year starter at wide receiver from 2000-02.

★ NFC STANDINGS ★

Team	W	L	T	Con.	Strength of Victories	Strength of Schedule	PF	PA
1. Philadelphia	5	0	0	4-0	.400	.400	135	88
2. Minnesota	4	1	0	4-1	.400	.520	115	102
3. Tampa Bay	3	2	0	3-1	.533	.583	103	83
4. San Francisco	3	2	0	3-1	.333	.360	108	61
5. Dallas	4	1	0	3-1	.450	.480	93	72
6. N.Y. Giants	4	1	0	3-1	.450	.520	103	93
7. Green Bay	3	2	0	2-2	.467	.600	97	96
LA Rams	2	3	0	2-2	.400	.600	80	116
New Orleans	2	3	0	2-3	.400	.480	115	128
Arizona	2	3	0	1-2	.222	.522	105	123
Chicago	2	3	0	1-3	.450	.620	86	106
Atlanta	2	3	0	1-3	.400	.440	118	122
Seattle	2	3	0	1-3	.300	.400	127	154
Carolina	1	4	0	1-3	.400	.520	93	122
Detroit	1	4	0	1-3	.200	.560	140	170
Washington	1	4	0	0-3	.400	.600	90	128

★ NFC EAST STANDINGS ★

Team	W	L	T	Home	Road	Div.	Con.	PF	PA
Philadelphia	5	0	0	2-0	3-0	1-0	4-0	135	88
Dallas	4	1	0	2-1	2-0	2-0	3-1	93	72
New York	4	1	0	2-1	2-0	0-1	3-1	103	93
Washington	1	4	0	1-2	0-2	0-2	0-3	90	128

★ PRIMETIME COWBOYS ★

The Dallas Cowboys appear in five primetime games in 2022 and have already played in two primetime games - a 3-19 loss against Tampa Bay on *Sunday Night Football* and a 23-16 win at the N.Y. Giants on ESPN's *Monday Night Football*.

Sunday night in Philadelphia will mark the Cowboys NFL-high 74th appearance on NBC *SNF*, well ahead of the second place Pittsburgh Steelers and New England Patriots, who have both appeared in 55 NBC *SNF* games.

Thirty-eight of the Cowboys prior 53 NBC *SNF* appearances have averaged at least 20 million viewers - also an NFL-high - and the Cowboys own a 28-25 record in those 53 games.

Overall, Dallas has a 98-81 record in primetime games. The Cowboys went 5-1 in primetime bouts in 2021 and are 1-1 in 2022.

Cowboys All-Time Record in Primetime Games

Day	W	L
Sunday	37	37
Monday	49	35
Tuesday	0	1
Wednesday	1	0
Thursday	6	3
Saturday	5	5
Total	98	81

★ 2022 TEAM CAPTAINS ★

The Dallas Cowboys select three team captains weekly throughout the season, as chosen by the team prior to that week's game. Below are the captains from each week of the 2022 season:

2022 Dallas Cowboys Captains

Week 1 - vs. Tampa Bay
 Offense.....Zack Martin
 Defense.....Jayron Kearse
 Special Teams.....C.J. Goodwin

Week 3 - at N.Y. Giants
 Offense.....CeeDee Lamb
 Defense.....Micah Parsons
 Special Teams.....Rico Dowdle

Week 5 - at LA Rams
 Offense.....Cooper Rush
 Defense.....Leighton Vander Esch
 Special Teams..Bryan Anger

Week 2 - vs. Cincinnati
 Offense.....Dalton Schultz
 Defense...DeMarcus Lawrence
 Special Teams.....Luke Gifford

Week 4 - vs. Washington
 Offense.....Ezekiel Elliott
 Defense.....Donovan Wilson
 Special Teams....Kelvin Joseph

★ WINNING TRADITION ★

The Dallas Cowboys are tied for the league's highest all-time regular season winning percentage by current NFL teams:

Highest Win Percentage - NFL Regular Season

Team	W	L	T	Pct.
Dallas	542	404	6	.573
Green Bay.....	785	583	38	.573
New England.....	531	414	9	.562
Chicago.....	785	613	42	.561
Baltimore.....	236	185	1	.560

* Since 1972, ties have been calculated as half-win and half loss. Prior to 1972 tie games were ignored in calculating a team's winning percentage. Ties since 1972: Dallas (0), Miami (1) Chicago (1), Green Bay (6).

★ 2021/2022 STAT COMPARISON ★

(Dallas League Ranking)

	2022	2021
Record.....	4-1	12-5
Scoring Avg. (NFL rank).....	18.6 (24t)	31.2 (1)
Opp. Scoring Avg. (NFL rank).....	14.4 (3)	21.1 (7)
Total Off. (NFL rank).....	298.0 (27)	407.0 (1)
Rushing Off. (NFL rank).....	115.8 (15)	124.6 (9)
Passing Off. (NFL rank).....	182.8 (27)	282.4 (2t)
Total Def. (NFL rank).....	311.4 (7)	351.0 (19)
Rushing Def. (NFL rank).....	117.6 (19)	112.8 (16)
Passing Def. (NFL rank).....	193.8 (7)	238.2 (20)
Kickoff Return Avg.....	20.2 (22)	24.8 (5)
Punt Return Avg.....	12.3 (5)	6.6 (30)
Turnover Margin.....	+5 (2t)	+14 (1t)
Penalties.....	32	127
Penalty Yards.....	250	1,103

★ ALL-TIME STAT COMPARISON ★

This week's match-up marks the 123rd regular season game between Dallas and Los Angeles. Below is a brief look into the stats of the series:

TEAM TOTALS

	Cowboys	Eagles
Wins.....	69	53
Points.....	2,683	2,431
Total Net Yards.....	40,136	37,365
Net Rushing Yards.....	16,093	13,812
Net Passing Yards.....	24,043	23,553

SINGLE-GAME TEAM-HIGHS

	Cowboys	Eagles
Points.....	56 10/9/66	49 11/15/04
Total Net Yards.....	652 10/9/66	495 10/30/11
Net Rushing Yards.....	286 11/18/73	306 9/3/00
Net Passing Yards.....	440 10/9/66	370 12/5/65

SINGLE-GAME INDIVIDUAL HIGHS

	Cowboys	Eagles
Passing Yards		
455 - D. Prescott 12/9/18		380 - R. Jaworski 10/20/85
Rushing Yards		
237 - E. Smith 10/31/93		201 - D. Staley 9/3/00
Receiving Yards		
217 - A. Cooper 12/9/18		210 - D. Jackson 12/12/10

★ FIRST TIME, LAST TIME ★

The first time these two clubs met, the Dallas Cowboys were entering the second game of their inaugural season. On Oct. 16, 1960, the Cowboys lost a 25-27 nail biter to the Eagles in front of 18,500 fans at the Cotton Bowl.

Dallas and Philadelphia last faced off in the 2021 regular season finale, as the Cowboys handed the Eagles a 51-26 loss in front of 69,879 fans at Lincoln Financial Field, despite multiple starters from both teams resting for the postseason.

★ PLAYER HIGHLIGHTS AT PHI ★

Anthony Barr - LB

Picked off two passes while with Minnesota against Los Angeles (12/26/21).

Anthony Brown - CB

Has a sack, two interceptions, seven breakups and 24 tackles in eight games.

Ezekiel Elliott - RB

In 10 games, rushed for 346 and one touchdown on 47 runs for a 7.4 average.

Michael Gallup - WR

Caught 27 passes for 372 yards and two touchdowns in six contests.

DeMarcus Lawrence - DL

Tallied 41 tackles, three sacks, eight tackles for loss and 27 hurries in 12 games.

Jourdan Lewis - CB

Has 5.0 sacks, including a two-sack game, in nine games.

Dak Prescott - QB

Is 7-3 as a starter, completing 214-of-322 passes (66.55) for 2,410 yards, 16 touchdowns and seven interceptions.

Dalton Schultz - TE

Caught 23 passes for 233 yards and four touchdowns in seven games.

Leighton Vander Esch - LB

In six games posted 42 tackles, one sack and two interceptions.

★ 2022 STAT COMPARISON ★

(league ranking)

	Cowboys	Eagles
Record	4-1	5-0
Scoring Avg. (NFL rank)	18.6 (24t)	20.3 (17)
Opp. Scoring Avg. (NFL rank)	14.4 (3)	23.3 (17t)
Total Off. (NFL rank)	298.0 (27)	306.3 (27)
Rushing Off. (NFL rank)	115.8 (15)	72.3 (29)
Passing Off. (NFL rank)	182.2 (27)	234.0 (16)
Total Def. (NFL rank)	311.4 (7)	346.3 (18)
Rushing Def. (NFL rank)	117.6 (19)	93.7 (7)
Passing Def. (NFL rank)	193.8 (7)	252.7 (21)
Kickoff Return Avg.	20.2 (22)	18.8 (24)
Punt Return Avg.	12.3 (5)	8.6 (15t)
Turnover Margin	+5 (2t)	+9 (1)
Penalties	32	29
Penalty Yards	250	223

★ DATING GAME ★

This week's game at the Philadelphia Eagles is being played on Oct. 16. In the 63-plus years of Cowboys football, there have been nine Oct. 16 games. The Cowboys hold a 5-3-1 record when playing on Oct. 16. Dallas' first-ever Oct. 16 game came in 1960, a 48-7 loss against Cleveland. Its last Oct. 16 game was in 2016, a 30-16 road win at Green Bay:

Date	Opp/ Loc.	Dal W/L	Score	Date	Opp/ Loc.	Dal W/L	Score
10/16/60	CLE	L	7-48	10/16/94	PHI	W	24-13
10/16/66	@StL	T	10-10	10/16/05	NYG	W(OT)	16-13
10/16/77	WAS	W	34-16	10/16/83	PHI	W	37-7
10/16/11	@NE	L	16-20	10/16/16	@GB	W	30-16
10/16/88	@Chi	L	7-17				

★ ALL IN THE FAMILY ★

The Dallas Cowboys finished 6-0 against the NFC East in 2021, the third time in franchise history that Dallas went unbeaten in divisional play, joining the 1998 and 1969 teams. The Cowboys are off to a 2-0 start against the NFC East in 2022 with wins at the N.Y. Giants (9/26) and against Washington (10/2). Overall, the Cowboys have won eight consecutive games against the division.

Dallas holds an all-time record of 220-148-4 against NFC East rivals. Below is a look at Dallas' record against the East:

	W	L	T	Pct.	Long Win Str.	Long Loss Str.	Cur. Str.
Washington.....	76	47	2	.616	10	4	W3
NY Giants.....	72	47	2	.603	12	6	W3
Philadelphia.....	72	54	0	.571	11	8	W3
Totals.....	220	148	4	.600	-	-	W8

★ FAMILY MATTERS ★

The Cowboys have posted a record of 28-10 against their division foes since the start of the 2016 season, a win total that is the second-most divisional wins by any team over that span:

Team	W	L	T	Win%	Current Streak
Kansas City.....	33	5	0	.868	W7
Dallas.....	28	10	0	.737	W8
Pittsburgh.....	27	10	1	.724	L1
New England.....	26	11	0	.703	L3
New Orleans.....	26	13	0	.667	W1

Dallas has won eight consecutive games against NFC East opponents, the longest active win streak against one's own division. The last time the Cowboys won at least eight division games in a row was from 2018-19 (at Philadelphia; 11/11/18 - at N.Y. Giants; 11/4/19).

★ SERIES HISTORY ★

Dallas and Philadelphia have squared off 126 times, with the Cowboys holding a 72-54 edge in one of the NFL's largest rivalries. Dallas lost the first three games of the series before logging win streaks of 11 games and nine games over the course of the next 18 years. There have been four playoff games - one Wild Card Game (2009), two Divisional Playoff Games (1992 and 1995) and an NFC Championship Game (1980). Dallas holds a 3-1 postseason record against the Eagles. Below is a brief look at the last 20 games of the series:

Date	Loc.	Dal W/L	Score	Date	Loc.	Dal W/L	Score
11/11/12	Phi	W	38-23	11/19/17	Dal	L	9-37
12/2/12	Dal	W	38-33	12/31/17	Phi	W	6-0
10/20/13	Phi	W	17-3	11/11/18	Phi	W	27-20
12/29/13	Dal	L	22-24	12/9/18	Dal	W(OT)	29-23
11/27/14	Dal	L	10-33	10/20/19	Dal	W	37-10
12/14/14	Phi	W	38-27	12/22/19	Phi	L	9-17
9/20/15	Phi	W	20-10	11/1/20	Phi	L	9-23
11/8/15	Dal	L(OT)	27-33	12/27/20	Dal	W	37-17
10/30/16	Dal	W	29-23	9/27/21	Dal	W	41-21
1/1/17	Phi	L	13-27	1/8/22	Phi	W	51-26

★ INSIDE THE SERIES HISTORY ★

The rivalry between the Dallas Cowboys and Philadelphia Eagles has been around since 1960. The two teams have faced each other twice per season as part of the NFC East since 1970.

In the 126 games of the series there have been:

- * 57 games decided by two-or-more touchdowns
- * 48 games decided by a touchdown-or-less
- * An 11-game winning streak by Dallas (1967-72)
- * A 49-point win by Dallas - biggest Cowboys win (10/9/66)
- * A 38-point loss by Dallas - biggest Cowboys loss (12/28/06)
- * Four playoff games - one Wild Card (2009), two Divisional (1992, 1995) and one NFC Championship Game (1980)
- * Three playoff wins by Dallas - the Wild Card game and both Divisional Games
- * Four overtime games - series split at 2-2
- * 12 Monday night games and 14 Sunday night games
- * A 31-30 Cowboys record when playing in Philadelphia

★ HOME IS WHERE THE TDS ARE ★

Ezekiel Elliott has not gone hungry in the home confines of AT&T Stadium since he entered the league in 2016, scoring 36 touchdowns (30 rushing, six receiving) in 47 games. His 36 touchdowns are the most by any player in his home venue since 2016:

Most Touchdowns at Home Since 2016

Player	Gms	RushTD	RecTD	RetTD	TotTD
Ezekiel Elliott	47	30	6	0	36
Mike Evans	47	0	35	0	35
Alvin Kamara	37	22	13	0	35
Davante Adams	45	0	34	0	34
Melvin Gordon III	46	31	2	0	33
Aaron Jones.....	37	25	8	0	33
Derrick Henry.....	45	30	1	0	31

Overall, Dallas has scored 167 touchdowns in 51 games at home versus 121 touchdowns in 50 games on the road since 2016. Dallas' 167 home TDs rank second in the NFL over that span:

Most Overall Touchdowns at Home Since 2016

Team	Games	TD	TD/G	Pts/G
New Orleans	51	175	3.43	29.0
Dallas	51	167	3.27	28.2
New England	51	163	3.20	27.5
Seattle.....	50	162	3.24	26.8
Green Bay.....	51	160	3.14	26.1
Tennessee	51	155	3.04	25.3
Tampa Bay.....	51	155	3.04	24.9

★ HOME COOKING ★

Since AT&T Stadium opened in 2009, Dallas has posted a 60-47 regular season record at home. However, since 2016, the Cowboys have utilized their home field advantage, going 33-18 at AT&T Stadium, tied for the eighth-most wins in the NFL:

NFL Team Home Wins Since 2016

Team	Games	W	L	T	Win %
Green Bay.....	51	39	11	1	.775
Kansas City.....	51	39	12	0	.765
New England	51	36	15	0	.706
Pittsburgh.....	51	35	15	1	.696
Baltimore.....	52	35	17	0	.673
Tennessee	51	34	17	0	.667
Minnesota	51	34	17	0	.667
Dallas	51	33	18	0	.647
New Orleans.....	51	33	18	0	.647
Buffalo.....	51	33	18	0	.647

★ TOP PERFORMANCES ★

Below are the top individual performances in several offensive categories at AT&T Stadium since it opened in 2009.

	<u>Cowboys</u>	<u>Opponents</u>
Passing Yards	T. Romo (506)	E. Manning, NYG (450)
Passing TDs	T. Romo (5)	Many tied (4)
Rushing Yards	D. Murray (253)	B. Brown, Phi (169)
Rushing TDs	D. Murray, (3)	A. Jones, GB (4)
	D. Prescott (3)	
	J. Randle (3)	
Receiving Yards	A. Cooper (226)	D. Jackson, Phi (210)
Receiving TDs	A. Cooper (3)	V. Cruz, NYG (3)
	M. Gallup (3)	

★ AT&T STADIUM RECORD... ★

The Dallas Cowboys are in their 14th season calling AT&T Stadium home. In 2021 the building hosted its 100th regular season game in a contest against Denver (11/7) while finishing last season 5-3 at home. The Cowboys are 2-1 at home in 2022. Dallas' first game at the venue was on Sept. 20, 2009 - a 31-33 loss to the N.Y. Giants. The club's first win came a week later with a 21-7 decision over Carolina. Below is a breakdown of the club's record on their home turf:

Regular season	60-47
Postseason	3-2
Overall.....	63-49

	Regular	Post
September	16-6	
October	13-14	
November	16-16	
December	13-9	
January	2-2	3-2
Playing at noon	20-10	
Playing at 3:30	22-23	1-2
Playing in prime time.....	18-14	2-0
Thursday	6-8	
Saturday.....	0-2	2-0
Sunday.....	50-32	1-2
Monday.....	4-5	
Fully closed stadium	37-28	3-2
Fully open stadium.....	11-11	
Roof open, doors closed.....	2-5	
Roof closed, doors open.....	10-3	
Playing against the NFC East.....	25-15	1-0
Playing against the NFC (non-NFC East).....	21-18	2-2
Playing against the AFC.....	14-13	

Team-by-team

Team	W	L	Pct	Team	W	L	Pct
Arizona.....	0	3	.000	Minnesota	1	1	.500
Atlanta.....	3	1	.750	New England	0	1	.000
Baltimore.....	1	0	1.000	New Orleans.....	2	2	.500
Buffalo.....	1	1	.500	N.Y. Giants.....	8	5	.615
Carolina	2	1	.667	N.Y. Jets.....	0	1	.000
Chicago.....	1	2	.333	Philadelphia	7	6	.538
Cincinnati.....	2	0	1.000	Pittsburgh.....	1	1	.500
Cleveland.....	1	1	.500	San Francisco...1	1	1	.500
Denver	0	2	.000	Seattle.....	2	2	.500
Detroit	3	1	.750	Tampa Bay.....	3	1	.750
Green Bay.....	0	3	.000	Tennessee	0	2	.000
Houston	1	0	1.000	Washington.....	10	4	.714
Indianapolis.....	1	0	1.000				
Jacksonville	1	1	.500	Postseason			
Kansas City.....	1	0	1.000	Detroit	1	0	1.000
LA Chargers.....	0	2	.000	Green Bay.....	0	1	.000
LA Rams.....	3	1	.750	Philadelphia	1	0	1.000
Las Vegas.....	2	1	.667	Seattle.....	1	0	1.000
Miami	2	0	1.000	San Francisco...0	1	.000	

The Cowboys 7-1 home mark in 2018 tied the 2016 team for the best home record by a Cowboys team since the stadium opened in 2009:

Most Single Season Wins at AT&T Stadium – Dallas Cowboys


Season	Wins	Consec. Wins	Home Record
2016.....	7	7	7-1
2018.....	7	4	7-1
2009.....	6	5	6-2
2011.....	5	4	5-3
2013/19.....	5	--	--
2021.....	5	3	5-3

387.2 27.0 4.60

Dallas' offense has averaged 387.2 yards-per-game at AT&T Stadium - third-most at home since 2009.

The Cowboys have scored 27.0 points-per-game at home since moving into AT&T Stadium - fourth in the NFL.

Dallas has averaged 4.60 yards-per-rush at home since 2009, second in the NFL behind Buffalo (4.66).



★ THE DALLAS COWBOYS - A CHAMPIONSHIP TRADITION ★

SUPER BOWL CHAMPIONSHIPS

New England Patriots.....	6
Pittsburgh Steelers.....	6
DALLAS COWBOYS.....	5
San Francisco 49ers.....	5
Green Bay Packers.....	4
New York Giants.....	4
Denver Broncos.....	3
Oakland Raiders.....	3
Washington Redskins.....	3

SUPER BOWL APPEARANCES

New England Patriots.....	11
DALLAS COWBOYS.....	8
Pittsburgh Steelers.....	8
Denver Broncos.....	8
San Francisco 49ers.....	7
Green Bay Packers.....	5
Miami Dolphins.....	5
New York Giants.....	5
Oakland Raiders.....	5
Washington Redskins.....	5

POSTSEASON VICTORIES

New England Patriots.....	37
Pittsburgh Steelers.....	36
Green Bay Packers.....	36
DALLAS COWBOYS... ..	35
San Francisco 49ers.....	32
Oakland Raiders.....	25
New York Giants.....	24

POSTSEASON APPEARANCES

Green Bay Packers.....	35
DALLAS COWBOYS... ..	34
Pittsburgh Steelers.....	33
New York Giants.....	32
Minnesota Vikings.....	31
Cle./StL/LA Rams.....	31
Indianapolis Colts.....	29
New England Patriots.....	28
Philadelphia Eagles.....	28
San Francisco 49ers.....	27
Chicago Bears.....	27

POSTSEASON GAMES

DALLAS COWBOYS ...	63
Pittsburgh Steelers.....	62
Green Bay Packers.....	59
New England Patriots.....	58
San Francisco 49ers.....	51
Minnesota Vikings.....	50
New York Giants.....	49

CONSEC. POSTSEASON APPEARANCES

New England Patriots (2009-19) ...	11
DALLAS COWBOYS (1975-83) ..	9
Indianapolis Colts (2002-10).....	9
DALLAS COWBOYS (1966-73) ..	8
Pittsburgh Steelers (1972-79).....	8
Los Angeles Rams (1973-80).....	8
San Francisco 49ers (1983-90).....	8

CONSECUTIVE WINNING SEASONS

DALLAS COWBOYS (1966-85) ...	20
New England Patriots (2001-19) ...	19
Oakland Raiders (1965-80).....	16
San Francisco 49ers (1983-98) ...	16
Chicago Bears (1930-44).....	15
Green Bay Packers (1934-47)	14

ALL-TIME REGULAR SEASON WINNING %

Green Bay Packers.....	0.573
DALLAS COWBOYS	0.572
New England Patriots.....	0.563
Chicago Bears.....	0.562
Baltimore Ravens.....	0.560
Miami Dolphins.....	0.553
Minnesota Vikings.....	0.544

44 SEASONS OF .500-OR-BETTER			34 POSTSEASON APPEARANCES		25 DIVISION TITLES		16 NFL/NFC CHAMPIONSHIP GAME FINALIST			8 NFC CHAMPIONSHIPS		5 SUPER BOWL CHAMPIONSHIPS	
1965	1982	2009	1966	1991	1966	1992	1966	1975	1992	1970	1992	1971	1992
1966	1983	2011	1967	1992	1967	1993	1967	1977	1993	1971	1993	1977	1993
1967	1984	2012	1968	1993	1968	1994	1970	1978	1994	1975	1995		1995
1968	1985	2013	1969	1994	1969	1995	1971	1980	1995	1977			
1969	1991	2014	1970	1995	1970	1996	1972	1981		1978			
1970	1992	2016	1971	1996	1971	1998	1973	1982					
1971	1993	2017	1972	1998	1973	2007							
1972	1994	2018	1973	1999	1976	2009							
1973	1995	2019	1975	2003	1977	2014							
1974	1996	2021	1976	2006	1978	2016							
1975	1998		1977	2007	1979	2018							
1976	1999		1978	2009	1981	2021							
1977	2003		1979	2014	1985								
1978	2005		1980	2016									
1979	2006		1981	2018									
1980	2007		1982	2021									
1981	2008		1983										
			1985										



★ PRO BOWL COWBOYS ★

Since 2010 Dallas has selected 16 players that have gone on to make at least one Pro Bowl - the most in the NFL over that span (Kansas City, 15; Minnesota, 15). Since 1989 Dallas has sent 56 different players to the Pro Bowl, and of those, Dallas drafted 39. Additionally, Cowboys draft picks have been selected to 84 Pro Bowls since 2002 (28 different players), which is 12 more than any other team over that span (Kansas City, 72):

COWBOYS PRO BOWL DRAFT PICKS SINCE 2002 (BY YEAR DRAFTED)

- 2002: Roy Williams (5)
- 2002: Andre Gurode (5)
- 2003: Terence Newman (2)
- 2003: Jason Witten (11)
- 2005: DeMarcus Ware (9 - 7 with Dallas)
- 2005: Marion Barber (1)
- 2005: Jay Ratliff (4)
- 2006: Jason Hatcher (1)
- 2007: Anthony Spencer (1)
- 2007: Nick Folk (1)
- 2008: Mike Jenkins (1)
- 2008: Martellus Bennett (1 - with Chicago)
- 2010: Sean Lee (2)
- 2010: Dez Bryant (3)



- 2011: Tyron Smith (8)
- 2011: DeMarco Murray (3 - 2 with Dallas)
- 2011: Dwayne Harris (1 - with N.Y. Giants)
- 2013: Travis Frederick (5)
- 2014: Zack Martin (7)
- 2014: DeMarcus Lawrence (2)
- 2015: Byron Jones (1)
- 2016: Dak Prescott (2)
- 2016: Ezekiel Elliott (3)
- 2016: Jaylon Smith (1)
- 2018: Leighton Vander Esch (1)
- 2020: CeeDee Lamb (1)
- 2020: Trevon Diggs (1)
- 2021: Micah Parsons (1)



101.5 Dak Prescott lined up in the shotgun on 79.6% of his dropbacks in 2021. His 101.5 passer rating out of the gun last season ranked fourth in the NFL.

★ QBs MULTIPLE TOUCHDOWNS ★

Dak Prescott had a career-best 11 multi-passing touchdown games in 2021, which tied the second-most in a single season in team history. His 44 total games with two-or-more touchdown passes are tied for third in team history:

Multiple Passing Touchdown Games - Dallas Cowboys			
Player	Games	Player	Games
Tony Romo	79	Dak Prescott	44
Roger Staubach	48	Troy Aikman	43
Danny White	44	Don Meredith	41

Prescott also notched four games with three-plus touchdown passes in 2016 - tying the most by a rookie quarterback in NFL history.

After four more in 2017, two in 2018, six in 2019, two in 2020 and a franchise record eight three-touchdown games in 2021, he has 26 in total - second on the team's all-time three-touchdown games list:

Three Passing Touchdown Games - Dallas Cowboys			
Player	Games	Player	Games
Tony Romo	40	Roger Staubach	17
Dak Prescott	26	Don Meredith	14
Danny White	20	Troy Aikman	10

Prescott's 2021 season set a new standard in Cowboys lore, as those historic multi-touchdown games led to 37 touchdowns through the air, establishing a franchise record for the most touchdown passes in a single season:

Most Touchdown Passes by a Cowboys QB, Single-Season

Player	Season	TDs	INTs	TD/INT
Dak Prescott	2021	37	10	3.70
Tony Romo	2007	36	19	1.89
Tony Romo	2014	34	9	3.77
Tony Romo	2011	31	10	3.10
Tony Romo	2013	31	10	3.10

★ RAYNEING TOUCHDOWNS... ★

Rayne Dakota Prescott is responsible for 169 combined rushing, passing and receiving touchdowns through his first 86 NFL games, which ranks fifth in NFL history at the quarterback position:

Combined Touchdowns in a QBs First 86 Career Games

Player	TDs	Player	TDs
Dan Marino	199	Brett Favre	166
Aaron Rodgers	192	Patrick Mahomes	164
Andrew Luck	185	Johnny Unitas	160
Cam Newton	174	Peyton Manning	159
Dak Prescott	169	Kirk Cousins	157
Daunte Culpepper	167	Matt Stafford	157

★ FOURTH QUARTER WINS ★

Since taking over as the Dallas Cowboys starting quarterback in 2016, Dak Prescott has engineered his share of fourth quarter wins for the club. Included in his 53 regular season wins as a starter are 17 occasions in which he led the team to victory when the club was tied or trailing in the fourth quarter or overtime. Prescott's 17 wins are the second-most by a Dallas signal caller:

4th Quarter/OT Wins - Cowboys

Quarterback	Wins	Quarterback	Wins
Tony Romo	24	Roger Staubach	13
Dak Prescott	17	Danny White	11
Troy Aikman	15		

Below is a look at each of Prescott's 17 games in which the game was tied or the team trailed in the fourth quarter to pull out the win and his 4th quarter/OT stats:

Date	Opp	Score	Time	Att	Com	Yds	TD	Int	Final Score
9/18/16	@Was	20-23	15:00	7	6	66	0	0	27-23
10/30/16	PHI*	13-23	7:48	20	11	135	2	0	29-23
11/13/16	@Pit	29-30	0:42	11	10	83	0	0	35-30
12/1/16	@Min	7-9	14:11	4	2	26	1	0	17-15
12/18/16	TB	17-20	15:00	6	6	41	0	0	26-20
9/25/17	@Ari	14-14	14:45	3	3	94	1	0	28-17
12/10/17	@NYG	10-10	9:29	6	4	158	2	0	30-10
12/11/17	@Oak	17-17	6:30	6	5	82	0	0	20-17
12/31/17	@Phi	0-0	12:19	9	6	75	1	0	6-0
9/30/18	DET	23-24	2:17	11	7	99	0	0	26-24
11/11/18	@Phi	20-20	7:27	8	7	88	1	0	27-20
11/18/18	@Atl	19-19	1:52	6	4	45	0	0	22-19
12/9/18	PHI*	23-23	1:39	12	11	94	1	0	29-23
12/30/18	@NYG	28-32	3:21	10	5	78	1	0	36-35
9/20/20	Atl	24-36	15:00	21	13	182	1	0	40-39
9/19/21	@LAC	17-17	3:54	8	7	47	0	0	20-17
10/17/21	@NE*	29-29	7:53	5	5	71	1	0	35-29

*italics indicate overtime and are reflected in the stats totals

Amongst all NFL quarterbacks, Prescott has the eighth-most game-winning drives from 2016-22:

Game-Winning Drives - NFL (2016-22)

Player	Drives	Player	Drives
Derek Carr	25	Ryan Tannehill	19
Matthew Stafford	22	Kirk Cousins	19
Ben Roethlisberger	20	Drew Brees	18
Russell Wilson	20	Dak Prescott	17

*Game Winning Drive = Fourth quarter drive that puts team ahead for the final time

*4th Quarter Comeback = Offense overcomes a deficit to win the game

Since 2016, Prescott is responsible for 21 total touchdowns (18 passing, three rushing) when the game is within seven points in the fourth quarter or overtime, 11th in the NFL over that span:

4th Qtr & OT TDs, +/- 7 Points - NFL, 2016-22

Player	Total TDs	Player	Total TDs
Russell Wilson	32	Tom Brady	24
Derek Carr	30	Matt Stafford	24
Matt Ryan	29	Drew Brees	23
Aaron Rodgers	27	Ryan Tannehill	23
Kirk Cousins	26	Dak Prescott	21
Ben Roethlisberger	25	Wentz/Mahomes	19

Additionally, Prescott is 20-for-21 on pass attempts in overtime in his career, which at 95.2% is the highest completion percentage in overtime of any quarterback since 1991 (min. 10 pass attempts).

★ DAK'S RECORD WHEN... ★

Since taking over as Dallas' starting quarterback in 2016, Dak Prescott has compiled a 53-33 regular season record in 86 career starts, and he is 1-2 in the postseason. Below is a look at Prescott's record under several different circumstances:

	Regular	Post
Playing at home:	29-15	1-2
Playing on the road:	24-18	0-1
Playing indoors:	26-14	1-2
Playing outdoors:	27-19	0-1
Playing against the NFC East:.....	25-6	
Playing against the NFC (non-NFC East): ..	18-15	1-3
Playing against the AFC:	10-12	
Playing on Thursday:	6-5	
Playing on Saturday:.....	1-0	1-1
Playing on Sunday:	41-26	0-2
Playing on Sunday night.....	9-7	
Playing on Monday night:	4-1	
Playing on artificial turf:	39-25	1-2
Playing on natural grass:	14-8	0-1
Offense totals over 400 yards:	33-10	0-1
Throws for over 300 yards:	12-8	0-1
Throws for 200-299 yards:	33-15	1-2
Attempts more than 30 passes	28-28	1-3
Throws only one touchdown:	15-6	1-2
Throws more than one touchdown:	31-13	0-1
Completes 65.0%-or-more of his passes:....	37-12	1-2
Averages more than 7.0 yards-per-attempt.....	42-10	0-2
Has more than one Big Play (25+) passing.....	30-11	1-1
Throws no interceptions:	39-11	0-1
Throws one interception:	11-12	1-2
Throws more than one interception:	3-10	0-1
Records at least 100.0 passer rating:	38-6	
Commits no turnovers.....	32-7	0-1
Against teams with winning record:	16-17	1-3
Against teams with .500 record:	12-9	
Against teams with losing record:	25-6	
Has at least one rush attempt.....	49-27	1-3
Has five-or-more rush attempts	19-6	1-0
Sacked one time-or-less:	28-10	1-1
Sacked more than once:	25-23	0-2
September:	12-9	
October:	12-7	
November:	13-10	
December:	15-5	
January:.....	1-2	1-3

Team-by-team			
Team	W	L	Pct
Arizona	1	1	.500
Atlanta	3	1	.750
Baltimore	1	0	1.000
Buffalo	0	1	.000
Carolina	1	1	.500
Chicago	1	1	.500
Cincinnati.....	1	0	1.000
Cleveland.....	1	1	.500
Denver.....	0	2	.000
Detroit.....	3	0	1.000
Green Bay	1	2	.333
Houston	0	1	.000
Indianapolis	0	1	.000
Jacksonville	1	0	1.000
Kansas City	1	1	.500
LA Chargers.....	1	1	.500
LA Rams	1	2	.333
Las Vegas.....	1	1	.500
Team	W	L	Pct
Miami.....	1	0	1.000
Minnesota	1	1	.500
New England ...	1	1	.500
New Orleans...2	1	1	.667
N.Y. Giants.....9	2	2	.818
N.Y. Jets	0	1	.000
Philadelphia.....7	3	3	.700
Pittsburgh	1	0	1.000
San Francisco..2	0	1	1.000
Seattle	0	3	.000
Tampa Bay.....2	2	2	.500
Tennessee	0	1	.000
Washington.....9	1	1	.900
Postseason			
Green Bay.....	0	1	.000
L.A. Rams.....	0	1	.000
San Francisco..0	1	1	.000
Seattle.....	1	0	1.000

★ DAK TO THE FUTURE ★

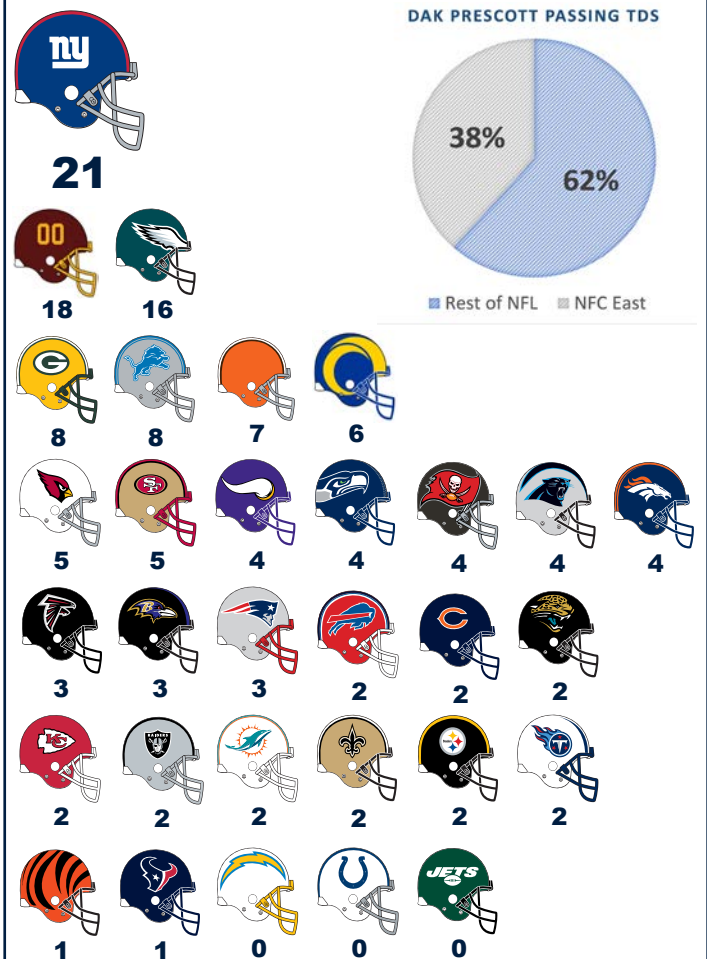
Entering his seventh pro season, Dak Prescott ranks third in completions (1,938), fourth in passing yards (22,217), fifth in attempts (2,918), wins (53) and passing touchdowns (143) and third in yards-per-attempt (7.64) in regular season team history:

Dallas Cowboys All-Time QB Chart

WINS AS STARTER	PASSING YARDS		
Troy Aikman	94	Tony Romo	34,183
Roger Staubach	85	Troy Aikman.....	32,942
Tony Romo	78	Roger Staubach.....	22,700
Danny White.....	62	Dak Prescott.....	22,217
Dak Prescott.....	53	Danny White.....	21,959
ATTEMPTS	PASSING TOUCHDOWNS		
Troy Aikman	4,715	Tony Romo	247
Tony Romo	4,335	Troy Aikman.....	165
Roger Staubach	2,958	Danny White.....	155
Danny White.....	2,950	Roger Staubach.....	153
Dak Prescott.....	2,918	Dak Prescott.....	143
COMPLETIONS	YARDS-PER-ATTEMPT		
Troy Aikman	2,898	Tony Romo	7.89
Tony Romo	2,829	Roger Staubach	7.67
Dak Prescott.....	1,938	Dak Prescott.....	7.61
Danny White.....	1,761	Don Meredith.....	7.45
Roger Staubach	1,685	Danny White.....	7.44

★ PRESCOTT TDs BY TEAM ★

Dak Prescott has thrown a touchdown pass against 28 of the other 31 NFL teams in the regular season. Below is a team-by-team breakdown of his touchdowns through the air:



★ RAYNE MAN ★

Dak Prescott has proven to be a threat with his feet during his career, ranking first in franchise history in rushing scores (25), second in rushing yards (1,471) and third in carries (309) among Cowboys quarterbacks all-time:

Prescott has also notched 25 rushing scores since his rookie season, third by any NFL quarterback from 2016-22:

QB Rush TDs - 2016-22	
Player	Rush TDs
Josh Allen, Buf.....	33
Cam Newton, Car/NE.....	32
Dak Prescott, Dal.....	25
Lamar Jackson, Bal.....	23
Kyler Murray, Ari.....	22

Prescott's 25 rushing touchdowns are tied for fifth in NFL history through the first 86 games of a quarterback's career, post merger:

QB Rush TDs - First 86 Games	
Player	Rush TDs
Cam Newton, Car.....	47
Josh Allen, Buf.....	32
Daunte Culpepper, Min.....	30
Steve McNair, Ten.....	26
Dak Prescott, Dal.....	25
Terry Bradshaw.....	25
Kordell Stewart.....	25

Prescott has set various rushing records by a Cowboys QB:

Dak Prescott QB Rushing Records		
Team Record Set	Total	Year
Rush Yards by a QB, Single Season.....	357	2017
Rush TDs by a QB, Single Season.....	6	2016, 18
Rush TDs by a QB, Career.....	25	2016-21
Rush Atts by a QB, Single Season.....	75	2018
Rush Atts by a Rookie QB, Single Season.....	57	2016
Longest Rush by a QB.....	42	2019
Rush TDs, Single Game.....	3	2020
Rush Attempts, Single Game.....	11	2018

★ FOUR STAR RATING ★

Dak Prescott reached 1,500 pass attempts in the first week of 2019, qualifying him for the all-time NFL passing record books. Prescott ranks seventh in NFL annals in QB Rating, edging out Tony Romo as the highest-rated passer in Cowboys history:

All-Time NFL Quarterback Rating

Player	Att	Cmp	Pct	Yds	TD	Int	TD/INT	
							Ratio	Rate
Patrick Mahomes.....	2,534	1,676	66.1	20,389	166	39	4.26	106.1
Deshaun Watson.....	1,748	1,186	67.8	14,539	104	36	2.89	104.5
Aaron Rodgers.....	7,286	4,765	65.4	56,517	457	96	4.76	104.3
Russell Wilson.....	4,905	3,180	64.8	38,313	296	90	3.29	101.1
Jimmy Garoppolo.....	1,525	1,025	67.2	12,709	76	39	1.95	98.8
Drew Brees.....	10,551	7,142	67.7	80,358	571	243	2.35	98.7
Dak Prescott.....	2,918	1,938	66.4	22,217	143	51	2.80	98.2
Kirk Cousins.....	4,421	2,956	66.9	33,920	230	96	2.40	98.1
Tom Brady.....	11,524	7,404	64.2	85,929	631	204	3.09	97.6
Tony Romo.....	4,335	2,289	65.3	34,183	248	117	2.12	97.1

★ QB RATINGS AT 100.0 ★

Dak Prescott established the most games with a 100.0 passer rating by a quarterback in a season in team history with 11 in 2016. Prescott had 10 games with a 100.0 rating in 2021, and his 44 games with at least a 100.0 rating are tied for second in team history:

Career 100.0 QB Rating Games			
Player	Games	Player	Games
Tony Romo.....	67	Roger Staubach.....	37
Troy Aikman.....	44	Danny White.....	33
Dak Prescott.....	44	Craig Morton.....	24

Prescott's 44 games with at least a 100.0 rating from 2016-22 trail only Russell Wilson (2012-18) for the most 100.0 rating games by a quarterback in his first seven seasons in NFL history:

100.0 QB Rating Games - First Seven Seasons

Player	Games	Seasons
Russell Wilson.....	56	2012-18
Dak Prescott.....	44	2016-22
Matt Ryan.....	43	2008-14
Andy Dalton.....	42	2011-17
Ben Roethlisberger.....	42	2004-10

Since 2016, Prescott has recorded 27 games with a 100.0 passer rating at AT&T Stadium - the most by any quarterback in his home venue during that span:

Player	100.0 Rtg Games	W/L	Win%
Dak Prescott.....	27	22-5	.815
Drew Brees.....	26	21-5	.808
Aaron Rodgers.....	26	25-1	.960
Russell Wilson.....	26	20-6	.769
Tom Brady.....	26	24-2	.923

★ ZERO TO 400, REAL QUICK ★

Dak Prescott has nine career 400-yard games after adding two 400-yard performances in 2021, a franchise record and the most by any passer since 2016:

Player	400-Yd Games
Dak Prescott.....	9
Patrick Mahomes.....	7
Tom Brady.....	6
Kirk Cousins.....	5
Ryan Fitzpatrick.....	5
Aaron Rodgers.....	5

Prescott's nine 400-yard games are also tied for the most by any passer in the first seven seasons of a career:

Player	Seasons	400-Yd Games
Dan Marino.....	1984-89	10
Dak Prescott.....	2016-22	9
Patrick Mahomes.....	2018-22	7
Matt Stafford.....	2009-15	7

Dak Prescott Career 400-Yard Games

Opp, Date	Att	Com	Yards	W/L
vs. Cle, 10/4/20.....	58	41	502	L
at Sea, 9/27/20.....	57	37	472	L
vs. GB, 10/6/19.....	44	27	463	L
vs. Phi, 12/9/18.....	54	42	455	W
vs. Atl, 9/20/20.....	47	34	450	W
at NE, 10/17/21.....	51	31	445	W
at Det, 11/17/19.....	46	29	444	W
vs. NYG, 9/8/19.....	32	25	405	W
at TB, 9/9/21.....	58	42	403	L

Prescott is the only quarterback in Cowboys history to pass for 400 yards in consecutive games, and his three-game streak is tied with Ryan Fitzpatrick (2018) for the longest streak in NFL history.

Prescott set an NFL record by passing for at least 450 yards in three straight games (vs. Atl, 9/20/20 - vs. Cle, 10/4/20), surpassing Jameis Winston (two game streak in 2019):

Prescott's 1,424 yards over the three-game stretch (vs. Atl, 9/20/20 - vs. Cle, 10/4/20) are the most by any NFL quarterback over a three-game stretch in league history.

★ TIGHT WINDOW THROWS ★

Dak Prescott ranked fifth in the NFL in 2021 with 92 tight window throws (throws with less than one yard of separation from nearest defender) and completed 34.8% of those passes. Through one week in 2022, Prescott attempted seven tight window throws, fifth-highest in the league. The NFL average for tight window completion percentage over the last five seasons is 34.0%. Below are Prescott's tight window throws by season.

Season	Tight Wndw Throws	Tight Wndw Comp	Tight Wndw Comp%
2022	2	7	28.6%
2021	92	32	34.8%
2020	34	12	35.3%
2019	106	42	39.6%
2018	92	36	39.1%
2017	93	41	44.1%
2016	96	41	42.7%

★ MOVING UP THE CHARTS ★

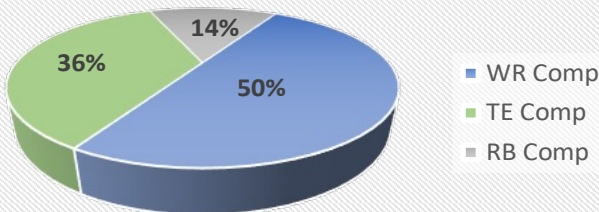
Dak Prescott has 20 games with at least 300 yards through the air - second in Cowboys history:

Player	Games
Tony Romo	46
Dak Prescott	20
Troy Aikman	13
Danny White	10
Don Meredith	7

★ PASS DISTRIBUTION ★

Dak Prescott has completed 14-of-29 passes in 2022, with seven to WRs, five to TEs and two to RBs:

Dak Prescott 2022 Completions by Position



★ ROAD WARRIOR ★

Prescott has a 24-18 career record as the starting quarterback when he plays on the road:

Prescott Road Stadium Stats by Season

Season	W-L	Att	Comp	Yards	Pct	TD	INT
2016	6-2	211	139	1,691	65.9	12	3
2017	6-2	232	148	1,697	63.8	11	4
2018	3-5	278	177	1,890	63.7	8	5
2019	3-5	310	198	2,282	63.9	10	4
2020	0-2	96	62	738	64.6	4	2
2021	5-2	295	205	1,967	69.5	9	8
Totals	23-18	1,422	929	10,265	65.3	54	26

In Prescott's 24 road wins are 12 games in which he led a game-winning drive - second-most by any quarterback on the road since 2016:

Player	Road GW-Dr	Player	Road GW-Dr
Derek Carr	13	Matt Stafford	9
Dak Prescott	12	Matt Ryan	9
B. Roethlisberger	10		

★ QB WINS ★

Following his sixth season as the starting quarterback of the Dallas Cowboys, Dak Prescott has proven to be a winner, as his 53 victories rank fifth in team history. His 13 wins in 2016 were the most by a rookie quarterback in NFL history, and his 53 career wins are the fifth-most from 2016-22:

Wins by Starting NFL QB - 2016-22

Player	Wins	Games	Win%
Tom Brady, NE/TB	74	98	.755
Aaron Rodgers, GB	62	92	.679
Russell Wilson, Sea/Den	60	99	.611
Patrick Mahomes	54	68	.794
Dak Prescott, Dal	53	86	.616
Ben Roethlisberger, Pit	52	78	.673
Kirk Cousins, Was/Min	52	100	.530

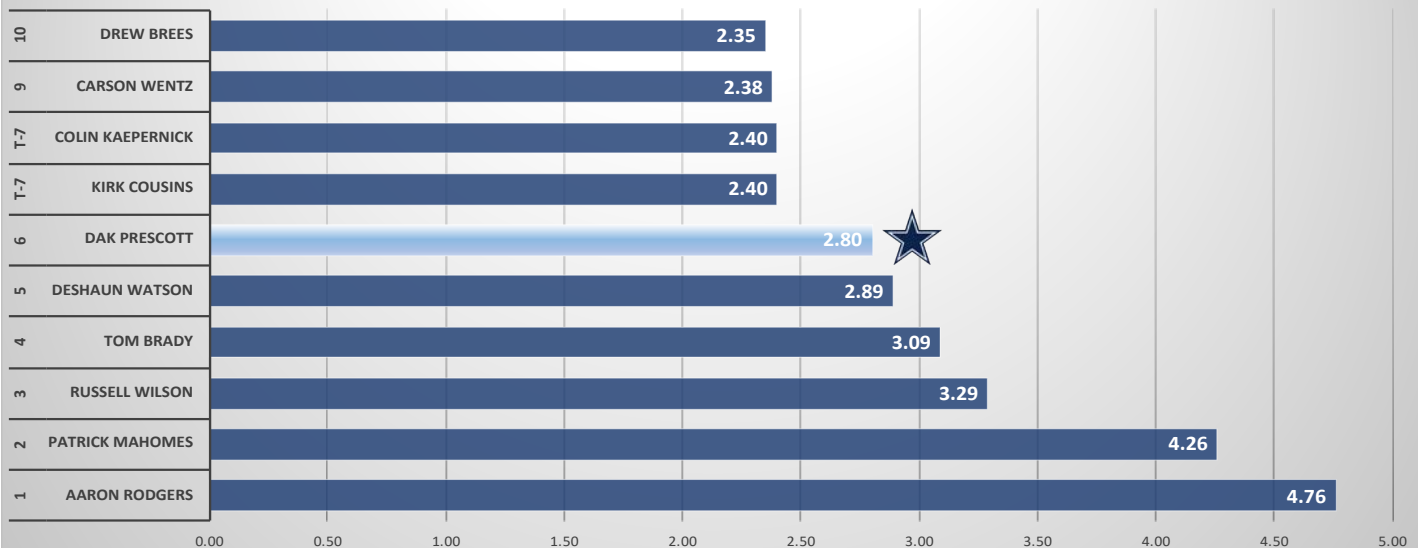
Since 2016, Prescott has the second-most wins against his division, going 25-6 in games he has started against the NFC East:

Player	Wins	Player	Wins
Tom Brady, NE/TB	28	Aaron Rodgers, GB	23
Dak Prescott, Dal	25	Patrick Mahomes, KC	23

★ TOUCHDOWN-TO-INTERCEPTION RATIO ★

Dak Prescott has shown prolific decision making in his career, throwing only 51 interceptions against 143 touchdown passes. Prescott also knows when to tuck the ball and attack with his legs, scoring an additional 25 touchdowns on the ground in his six-plus NFL seasons. Among all qualifying quarterbacks (1,500 pass attempts), Prescott ranks sixth all-time with a 2.80 touchdown/interception ratio:

HIGHEST TD/INT RATIO IN NFL HISTORY





71.8 Cooper Rush has been blitzed on 31.7% of his dropbacks, and he has completed 28-of-39 passes (71.8%) when the opponent sends more than five pass rushers - good for first against the blitz in the NFL.

★ **PLAY ACTION MAESTRO** ★

The Dallas offense has made an effort to establish the run early in the season to help Cooper Rush in play action scenarios. Rush has been one of the most efficient in play action pass situations this season, as his 109.4 passer rating on play action passes ranks 11th in 2022, per PFF:

Passer Rating Leaders on Play Action Pass - NFL 2022

Player	Psr Rtngr	Player	Psr Rtngr
Patrick Mahomes	134.1	Derek Carr	113.5
Josh Allen	131.1	Davis Mills	112.8
Geno Smith	123.5	Daniel Jones	110.9
Jared Goff	120.3	Justin Herbert	109.5
Ryan Tannehill	116.2	Cooper Rush	109.4
Jacoby Brissett	114.6	Aaron Rodgers	106.4

Rush is also not afraid to take shots down the field in play action. His 10.67 air yards-per-attempt - amount of yardage the ball travels through the air before reaching its target - on play action passes ranks fourth in the NFL in 2022:

Most Air Yards-Per-Attempt on Play Action - NFL 2022

Player	AY/At	Player	AY/At
Jameis Winston	19.75	Russell Wilson	10.33
Justin Fields	14.67	Davis Mills	10.14
Marcus Mariota	11.53	Joe Flacco	10.12
Cooper Rush	10.67	Ryan Tannehill	9.84

★ **RUSH HOUR** ★

Cooper Rush has recorded an average time to throw of 2.45 seconds on his dropbacks in 2022 - per PFF, which is fifth among starting quarterbacks:

Player	Avg Release	Player	Avg Release
T. Brady, TB	2.21	K. Murray, Ari	2.48
D. Mills, Hou	2.39	J. Burrow, Cin	2.52
J. Garoppolo, SF	2.40	T. Tagovailoa, Mia	2.53
A. Rodgers, GB	2.44	T. Lawrence, Jac	2.57
C. Rush, Dal	2.45	M. Stafford, LAR	2.61

★ **WHAT A RUSH!** ★

After leading the Cowboys to a win at Minnesota (10/31) in 2021, Cooper Rush was once again called upon to step in for an injured Dak Prescott in 2022.

In his four starts this season, Rush has led the Cowboys to a 20-17 win over Cincinnati (9/18), a 23-16 win at the N.Y. Giants (9/26) on Monday Night Football and wins against Washington (10/2) and the LA Rams (10/9). Including last year's win at Minnesota, Rush is now 5-0 as a starting quarterback, the only quarterback in franchise history to win his first five career starts, and the 14th quarterback in NFL history to accomplish this feat.

In three of his five starts, Rush has led Dallas on a game-winning drive, one-of-seven quarterbacks in NFL history to lead a game-winning drive in his first five career starts:

Most Game-Winning Drives in First Five Starts - NFL History

Player	GW Drives	Seasons
Virgil Carter, Min	3	1968
John Fourcade, NO	3	1987-89
Danny Kanell, NYG	3	1997
Daunte Culpepper, Min	3	2000
Geno Smith, NYJ	3	2013
Jimmy Garoppolo, NE/SF	3	2016-17
Cooper Rush, Dal	3	2021-22

Rush's six touchdown passes are tied for the fourth-most through a Cowboys quarterback's first five career starts:

Most Passing Touchdowns By a Cowboys QB in First Five Career Starts

Player	Seasons	Pass TD
Tony Romo	2006	10
Danny White	1978-80	7
Craig Morton	1965-68	7
Cooper Rush	2021-22	6
Chad Hutchison	2002	5
Don Meredith	1960-61	5

With a 107.5 passer rating against Washington (10/2), Rush became the fifth quarterback in NFL history - first in franchise history - to record a passer rating of 90.0-or-higher in each of his first four career starts:

Players with 90.0 Passer Rating in First Four Career Starts

Player, Team	Seasons
Dan Marino, Mia	1983
Mark Rypien, Was	1988
Chad Pennington, NYJ	2002
Gardner Minshew, Jax	2019
Cooper Rush, Dal	2021-22

Rush also became the first quarterback in NFL history to win each of his first four career starts while also recording a passer rating of 90.0-or-higher in each win.

★ **HIDDEN GEM** ★

Cooper Rush was an undrafted free agent out of Central Michigan in 2017. After defeating Washington last Sunday, Rush became the fifth undrafted quarterback in the Super Bowl era to win each of his first five career starts:

Undrafted Quarterbacks to Win First Five Career Starts Super Bowl Era

Player, Team	Seasons
Dieter Brock, LAR	1985
Mike Tomczak, Chi	1986
Kurt Warner, STL	1999
Kyle Allen, Car	2018-19
Cooper Rush, Dal	2021-22

★ UNDER PRESSURE ★

Cooper Rush has been blitzed on 31.7% of his dropbacks, and he has completed 28-of-39 passes (71.8%) when the opponent sends more than five pass rushers - good for first in the NFL:

Player	Comp.%	Player	Comp.%
Cooper Rush	71.8%	Trevor Lawrence.....	65.1%
Matthew Stafford.....	71.4%	Jameis Winston.....	64.9%
Geno Smith.....	70.3%	Kyler Murray.....	63.6%
Daniel Jones.....	68.6%	Derek Carr.....	63.2%

Along with an efficient completion rate, Rush avoided negative plays in 2022 until the Rams sacked him three times. Overall, Rush has been sacked seven times in 126 dropbacks, a 5.6% sack rate that ranks 15th among quarterbacks this season:

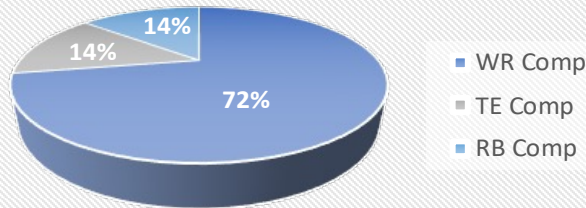
Lowest Sack Rates - 2022 NFL QBs

Player	Drpbks	Sacks	Sack%
Justin Herbert.....	210	4	2.4%
Jacoby Brissett.....	175	5	3.0%
Kyler Murray.....	228	5	3.2%
Trevor Lawrence.....	191	6	3.2%
Tom Brady.....	214	4	3.3%
Jared Goff.....	198	7	3.6%
15. Cooper Rush.....	126	7	5.6%

★ PASS DISTRIBUTION ★

Cooper Rush has completed 72-of-118 passes in 2022, with 52 to WRs, 10 to TEs and 10 to RBs:

Cooper Rush 2022 Completions by Position



★ RUSHING TO A START ★

In the Week 2 win against Cincinnati (9/18), Cooper Rush posted a first quarter passer rating of 155.8, the 10th-highest in a first quarter by a Cowboys passer since 1991 (when data became available). In 2022 Rush has helped the offense get off to a quick start, as his 115.1 first quarter passer rating is the sixth-highest in the NFL:

Highest First Quarter Passer Rating - 2022

Player	1Q Rating
Geno Smith.....	156.3
Ryan Tannehill.....	147.0
Jimmy Garoppolo.....	129.8
Patrick Mahomes.....	122.4
Derek Carr.....	119.3
Cooper Rush.....	115.1
Matthew Stafford.....	113.6
Jacoby Brissett.....	109.9

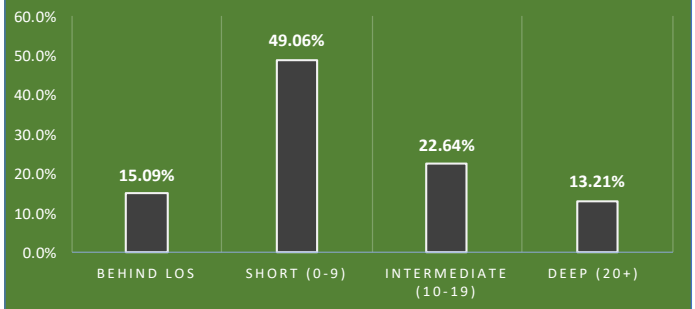
Below is a quarter-by-quarter breakdown of Rush's passing stats this season:

	Att.	Comp.	Yds	TD	INT	Rating
1st Quarter.....	26	18	265	1	0	115.1
2nd Quarter.....	30	16	154	1	1	79.0
3rd Quarter.....	21	14	187	0	0	94.7
4th Quarter.....	41	24	233	2	0	90.8

★ PASSING DEPTH CHART ★

Below is a chart detailing Cooper Rush's attempts by distance for the 2022 season, per *Pro Football Focus*:

COOPER RUSH PASS ATTEMPTS BY DISTANCE



Outside Left | Between Numbers | Outside Right

Outside Left	Between Numbers	Outside Right
1/4	3/4	1/6
25	99	27
0 TD, 0 INT	1 TD, 0 INT	0 TD, 0 INT
53.1 NFL	156.3 NFL	45.8 NFL
3/4	8/8	7/12
58	137	101
0 TD, 0 INT	0 TD, 0 INT	2 TD, 0 INT
116.7 NFL	118.8 NFL	125.3 NFL
6/14	22/25	9/13
43	183	55
1 TD, 0 INT	0 TD, 0 INT	0 TD, 0 INT
74.4 NFL	97.2 NFL	77.4 NFL
5/6	4/6	3/4
53	53	5
0 TD, 0 INT	0 TD, 0 INT	0 TD, 0 INT
103.5 NFL	94.4 NFL	77.1 NFL

Statistics: COM/ATT
YDS (YAC)

★ PASS PROTECTION ★

The Cowboys started 2022 first round draft pick Tyler Smith at left tackle in their season opener against the Tampa Bay Buccaneers due to an injury to Tyron Smith in training camp. Tyler Smith became the first Cowboys rookie to start at left tackle in the season opener.

Smith has held his own at left tackle through four games, as his 97.1% pass blocking efficiency rate ranks fourth among rookie offensive linemen, per *PFF*.

On the right side of the offensive line, Terence Steele has impressed with a 98.4% pass blocking efficiency rate, good for fourth among all offensive tackles.

Pass Blocking Efficiency Leaders - Offensive Tackles Min. 75 pass blocking snaps

Player	Eff.	Player	Eff.
Tristan Wirfs, TB.....	99.3%	Kaleb McGary, Atl.....	98.3%
Lane Johnson, Phi.....	99.2%	Andrew Thomas, NYG.....	98.3%
Laremy Tunsil, Hou.....	98.6%	Christian Darrisaw, Min.....	98.3%
Terence Steele, Dal.....	98.4%	Three others tied.....	98.1%

Pass Blocking Efficiency measures pressures allowed on a per-snap basis with weighting toward sacks allowed

Overall, the Dallas offensive line has been blitzed on 32.5% of its passing plays, the fifth-highest rate in the league. Despite the amount of pressure, the Cowboys have only allowed 52 pressures, tied for seventh-fewest in the NFL per *PFF*:

Least Pressures Allowed - 2022

Team	PrsrAllwd	Player	PrsrAllwd
Tampa Bay.....	38	Las Vegas.....	50
New England.....	40	Green Bay.....	52
San Francisco.....	45	Dallas.....	52
Cleveland.....	48	New Orleans.....	55
Atlanta.....	49	Sea/Jac/Car.....	56



196

Since being drafted fourth overall in 2016, Ezekiel Elliott has produced 196 big play runs (10-plus yards), which are the most by any running back in that span.

★ COMPLETE BACK ★

Ezekiel Elliott plays an integral part in protecting the quarterback in Dallas' passing attack, picking up blitzers and helping combat opposing rushers. Since 2018, he has finished in the top-five in pass block snaps among running backs and has allowed a pressure on very few of those block attempts, posting efficiency numbers above 90.0% every year of his career, per *PPF*.

Year	Pass Blk Snps	Eff%	Year	Pass Blk Snps	Eff%
2022.....	19 (t-17th)	93.3%	2018	88 (5th)	95.2%
2021.....	73 (8th)	92.2%	2017	43 (23rd)	94.7%
2020.....	99 (1st)	94.0%	2016	60 (20th)	95.5%
2019	106 (2nd)	93.7%			

★ HUNGRY? GRAB SCRIMMAGE YARDS ★

Ezekiel Elliott ranked ninth among running backs in the NFL with 1,289 scrimmage yards in 2021 and currently has 332 scrimmage yards in 2022.

Last year marked Elliott's sixth-consecutive season with at least 1,000 scrimmage yards, which is the second-longest streak in Cowboys history (Emmitt Smith, 13 seasons), and tied for the second-longest active streak by any player in the NFL.

Most Years with 1,000 Scrimmage Yards, Cowboys History

Player	1,000-Yd Yrs	Player	1,000-Yd Yrs
Emmitt Smith.....	13	Michael Irvin.....	7
Tony Dorsett.....	9	Ezekiel Elliott.....	6

Active Players with 1,000 Scrimmage Yard Streaks

Player	Seasons
Mike Evans, TB	8 (2014-21)
Ezekiel Elliott, Dal	6 (2016-21)
Travis Kelce, KC	6 (2016-21)
Alvin Kamara, NO	5 (2017-21)

Elliott joined LaDainian Tomlinson as the only two players to begin a career with six consecutive seasons of 1,250 scrimmage yards and six touchdowns after posting 1,289 yards and 12 touchdowns in 2021.

★ THE BOOK OF EZEKIEL ★

For only the second time in franchise history, the Dallas Cowboys used a top-five pick on a running back when they chose Ezekiel Elliott out of Ohio State with the fourth overall selection in the 2016 NFL Draft. Dallas selected Tony Dorsett with the second pick in the 1977 NFL Draft.

In his first season, Elliott had seven 100-yard rushing games - most by a Cowboys rookie all-time and tied for the NFL lead in 2016. He owns 30 for his career to rank third all-time in team history.

Dallas is 26-4 when Elliott tops 100 yards on the ground:

Ezekiel Elliott 100-yard Rushing Games (30 total)

Yds	Opp	W/L	Date	Yds	Opp	W/L	Date
159	TB	W	12/18/16	121	WAS	W	11/22/18
157	@GB	W	10/16/16	117	LAR	W	12/15/19
152	DET	W	9/30/18	116	GB	L	10/8/17
151	@Phi	W	11/11/18	114	@Pit	W	10/13/16
150	@Was	W	10/29/17	113	PHI	W	12/9/18
147	@SF	W	10/22/17	111	@Was	W	9/15/19
143	Car	W	10/3/21	111	PHI	W	10/20/19
140	CHI	W	9/25/16	110	NYG	W	10/10/21
139	@NYG	W	11/4/19	107	@NYG	L	12/11/16
138	@SF	W	10/2/16	105	PHI	W	12/27/20
134	CIN	W	10/9/16	105	@NYJ	L	10/13/19
127	@Sea	L	9/23/18	104	NYG	W	9/10/17
125	MIA	W	9/22/19	106	JAX	W	10/14/18
122	@Atl	W	11/18/18	103	@Phi	W	12/31/17
122	WAS	W	12/29/19	103	@Min	W	11/22/20

Career 100-Yard Rushing Games, Cowboys History

Player	Games
Emmitt Smith	76
Tony Dorsett	43
Ezekiel Elliott	30

Elliott has 41 career games with 20-plus carries. Dallas is 31-10 during those contests:

Ezekiel Elliott 20-plus Carry Games

Opp	Date	Att	Yds	W/L	Opp	Date	Att	Yds	W/L
@Was.	10/19/17	33	150	W	NO	11/29/18	23	76	W
CHI	9/25/16	30	140	W	@Was	9/15/19	23	111	W
GB	10/8/17	29	116	L	PHI.....	10/20/19	22	111	W
@GB... ..	10/16/16	28	157	W	PHI.....	10/30/16	22	96	W
PHI.....	12/9/18	28	113	W	@Ari ...	9/25/17	22	80	W
@NYJ... ..	10/13/19	28	105	L	@LAR..	9/13/20	22	96	L
KC.....	11/5/17	27	93	W	ATL.....	9/20/20	22	89	W
@Phi... ..	12/31/17	27	103	W	@LAR..	10/9/22	22	78	W
WAS ...	11/22/18	26	121	W	@NE... ..	11/24/19	21	86	L
@SF ...	10/22/17	26	147	W	@Was..	9/18/16	21	83	W
DET	9/30/18	25	152	W	@Pit....	11/13/16	21	114	W
BAL.....	11/20/16	25	97	W	LAR.....	10/1/17	21	85	L
@NYG..	12/11/16	24	107	L	@Min ...	11/22/20	21	103	W
NYG	9/10/17	24	104	W	NYG.....	10/10/21	21	110	W
SEA.....	12/24/17	24	97	L	NYG.....	9/11/16	20	51	L
JAX.....	10/14/18	24	106	W	WAS ...	11/20/16	20	97	W
LAR.....	12/15/19	24	117	W	@Min ...	12/1/16	20	86	W
@NYG..	11/4/19	23	139	W	@Hou ..	10/7/18	20	54	L
@SF ...	10/2/16	23	138	W	MIN.....	11/10/19	20	47	L
TB.....	12/18/16	23	159	W	Car.....	10/3/21	20	143	W
@Atl....	11/18/18	23	122	W					

★ KING EZEKIEL ★

After leading the league in rushing as a rookie in 2016, Ezekiel Elliott finished 10th in the NFL in 2017 despite missing six games. He once again won the NFL rushing title in 2018 and became the second Cowboy, 11th player, to win the rushing title twice in his first three seasons.

In team history, Elliott is only the second Cowboy to win the rushing title in multiple seasons, joining Emmitt Smith (four):

Dallas Cowboys Rushing Title Winners

Player	Season	Yards	Player	Season	Yards
Emmitt Smith.....	1991	1,563	DeMarco Murray..	2014	1,845
Emmitt Smith.....	1992	1,713	Ezekiel Elliott	2016	1,631
Emmitt Smith.....	1993	1,486	Ezekiel Elliott	2018	1,434
Emmitt Smith.....	1995	1,773			

★ EZEKIEL ELLIOTT RUSHING TOUCHDOWNS BY TEAM ★



★ ALL-TIME COWBOYS RUSHERS ★

Below are Ezekiel Elliott's rankings in several key offensive categories in Cowboys history:

RUSH ATTEMPTS

Emmitt Smith.....	4,052
Tony Dorsett.....	2,755
Ezekiel Elliott.....	1,731
Don Perkins.....	1,500

RUSH YARDS

Emmitt Smith.....	17,162
Tony Dorsett.....	12,036
Ezekiel Elliott.....	7,691
Don Perkins.....	6,217

YARDS-PER-ATTEMPT

DeMarco Murray.....	4.85
Ezekiel Elliott.....	4.44
Tony Dorsett.....	4.37
Walt Garrison.....	4.32

RUSHING TOUCHDOWNS

Emmitt Smith.....	153
Tony Dorsett.....	72
Ezekiel Elliott.....	57

SCRIMMAGE YARDS

Emmitt Smith.....	20,174
Tony Dorsett.....	15,468
Jason Witten.....	12,977
Michael Irvin.....	11,910
Ezekiel Elliott.....	9,962

SCRIMMAGE YPG

DeMarco Murray.....	108.0
Ezekiel Elliott.....	107.1
Emmitt Smith.....	100.4
Tony Dorsett.....	98.5

TOTAL TOUCHDOWNS

Emmitt Smith.....	164
Tony Dorsett.....	86
Bob Hayes.....	76
Dez Bryant.....	75
Jason Witten.....	72
Ezekiel Elliott.....	69
Michael Irvin.....	65

★ KEEP IT 100 PART 2 ★

Ezekiel Elliott has racked up 100 scrimmage yards in 48 games - by far the most of any player in the NFL since 2016:

100 Scrimmage Yard Games - 2016-22

Player	Games
Ezekiel Elliott, Dal.....	48
Alvin Kamara, NO.....	36
Christian McCaffrey, Car.....	34
Dalvin Cook, Min.....	32

In fact, Elliott's 48 games with 100 scrimmage yards rank third in Cowboys history:

Dallas Cowboys 100-Yard Scrimmage Games

Player	Career Gms	100-Yd Gms
Emmitt Smith.....	201	100
Tony Dorsett.....	157	71
Ezekiel Elliott.....	92	48
Michael Irvin.....	159	47
Calvin Hill.....	73	30

★ BY LAND AND BY AIR ★

Ezekiel Elliott had two games with a touchdown on the ground and in the air in 2021 - giving him nine games since 2016, which is tied for the most such games in the league:

Games with Rush TD & Rec TD Since 2016

Player	Team	Seasons	Games
Christian McCaffrey.....	CAR	2017-22	9
Alvin Kamara.....	NO	2017-22	9
Ezekiel Elliott.....	DAL	2016-22	9
Austin Ekeler.....	LAC	2019-22	8
Kareem Hunt.....	KC/CLE	2016-22	7
David Johnson.....	ARZ/HOU	2016-22	6

★ GO AHEAD TD GLUTTON ★

Ezekiel Elliott has been a touchdown machine for the Cowboys, and he has been extra hungry in the pivotal moments of games, scoring 28 go ahead touchdowns since his rookie season - the third-most go ahead touchdowns of any non-passer in the NFL:

Go Ahead Rush and Rec TDs - 2016-22

Player	Rush TD	Rec TD	Total TDs
Davante Adams.....	0	30	30
Melvin Gordon III.....	24	5	29
Ezekiel Elliott.....	23	5	28
Derrick Henry.....	24	0	24
Travis Kelce.....	1	23	24
Todd Gurley.....	15	6	21
Tyreek Hill.....	2	19	21

★ KEEP IT 100 ★

After adding two 100-yard rushing games in 2021, Ezekiel Elliott has posted 30 games with at least 100 rushing yards since 2016 - most in the NFL during that time:

100-Yard Rushing Games - 2016-22

Player	Games
Ezekiel Elliott, Dal.....	30
Derrick Henry, Ten.....	26
Nick Chubb, Cle.....	25
Dalvin Cook, Min.....	19

★ SPEED KILLS ★

In his four years with the Cowboys, Tony Pollard has been known for his ability to create explosive plays. On Pollard's 46-yard reception that set up his rushing touchdown in Week 2 against Cincinnati (9/18), he reached 21.11 miles-per-hour according to NFL's Next Gen Stats, tied for the seventh-fastest in the league this season:

Fastest Ball Carriers - 2022 NFL Next Gen Stats

Player, Team	Speed (mph)	Play Type
Devin Duvernay, Bal.....	21.60	103-yd KR TD
Tariq Woolen, Sea.....	21.58	40-yd INT TD
Rashod Bateman, Bal.....	21.48	75-yd TD catch
Tutu Atwell, LAR.....	21.46	54-yd catch
Chase Claypool, Pit.....	21.46	12-yd rush
Rashaad Penny, Sea.....	21.44	32-yd rush
Saquon Barkley, NYG.....	21.11	68-yd rush
Tony Pollard, Dal.....	21.11	46-yd catch
Joe Mixon, Cin.....	21.11	31-yd rush
Amon-Ra St. Brown, Det.....	21.09	58-yd rush

★ BIG PLAY TONY ★

Tony Pollard recorded a 57-yard touchdown run at the LA Rams (10/9), just three weeks after hauling in a 46-yard touchdown reception against Cincinnati (9/18). Pollard is no stranger to explosive plays, especially on the ground. Since 2020, he has tallied four touchdown runs of 40-plus yards, tied for the most in the NFL in that span:

Most 40-Plus Yard Rushing TDs - 2020-22

Player	40-Yd TD	Player	40-Yd TD
Nick Chubb, Cle.....	4	Jonathan Taylor, Ind.....	4
Derrick Henry, Ten.....	4	Melvin Gordon, Den.....	3
Tony Pollard, Dal.....	4	Rashaad Penny, Sea.....	3

Pollard is also one-of-seven players to record multiple 50-yard rushes in the last two seasons:

Most 50-Yard Rushes - 2021-22

Player	50-Yd Rush	Player	50-Yd Rush
Jonathan Taylor, Ind.....	3	Taysom Hill, NO.....	2
D'Andre Swift, Det.....	3	Tony Pollard, Dal.....	2
Nick Chubb, Cle.....	2	James Robinson, Jac.....	2
Derrick Henry, Ten.....	2		

★ COMPLETE BACK PART 2 ★

Along with his counterpart Ezekiel Elliott, Tony Pollard is asked to play a pivotal role in pass protection, picking up blitzers and helping combat opposing rushers. Pollard has improved each season as his workload as a pass protector increases. In 2022 Pollard's 88.2% pass block efficiency is tied for 22nd among NFL running backs (min. 10 pass block snaps).

Year	Pass Blk Snps	Eff%	Year	Pass Blk Snps	Eff%
2022.....	18 (t-22nd)	88.2%	2020.....	39 (t-40th)	94.7%
2021.....	39 (47th)	87.5%	2019.....	9 (t-99th)	87.5%

★ MOVE THE CHAINS ★

The Cowboys have relied on their run game in short yardage situations early in 2022. On third and short (less than four yards to gain), Dallas has converted eight of its 10 rushes for a first down, an 80.0% conversion rate that is tied for the sixth-highest in 2022:

3rd and Short (<4 Yds) Rushing Conversion Pct. - 2022

Team	Att.	Conv.	Pct%
LA Rams.....	6	6	100.0%
Minnesota.....	5	5	100.0%
Seattle.....	8	7	87.5%
Las Vegas.....	7	6	85.7%
New Orleans.....	12	10	83.3%
Cincinnati.....	5	4	80.0%
Dallas.....	10	8	80.0%
Pittsburgh.....	5	4	80.0%



40

Tony Pollard rushed for a 57-yard touchdown at the LA Rams (10/9). Pollard has rushed for four touchdowns of 40-plus yards since the start of the 2020 season, tied for the most in the NFL during that span.

★ DOUBLE TROUBLE ★

Tony Pollard complements Ezekiel Elliott as a second option in the Cowboys backfield, and he is recently coming off a 100-scrimmage yard performance at the N.Y. Giants (9/26), giving him six career games with 100 scrimmage yards-or-more.

Tony Pollard Career 100-Yard Scrimmage Games

Opp, Date	Rush Yds	Rec Yds	Tot Yds
vs. LAR, 12/15/19.....	131	12	143
at LAC, 9/19/21.....	109	31	140
vs. SF, 12/20/20.....	69	63	132
vs. Mia, 9/22/19.....	103	25	128
vs. NYG, 10/10/21.....	75	28	103
at NYG, 9/26/22.....	105	0	105

After finishing second among running backs in yards-per-carry (5.53) in 2021, Pollard has continued his efficiency on the ground in 2022. Through five games, Pollard ranks sixth among running backs with 5.64 yards-per-carry:

Highest Rushing Average Among RBs - 2022

Player, Team	Att	Yds	Avg.
Aaron Jones, GB.....	61	390	6.39
Rashaad Penny, Sea.....	57	346	6.07
Nick Chubb, Cle.....	98	593	6.05
Cordarrelle Patterson, Atl.....	58	340	5.86
Khalil Herbert, Chi.....	56	328	5.86
Tony Pollard, Dal.....	44	248	5.64
Saquon Barkley, NYG.....	97	533	5.49
Rhamondre Stevenson, NE.....	68	372	5.47
Austin Ekeler, LAC.....	61	313	5.13

Pollard has the third-highest rushing average among running backs in the last two seasons:

Highest Rushing Average - 2021-22 min. 100 carries

Player, Team	Att	Yds	Avg.
Rashaad Penny, Sea.....	176	1,095	6.22
Nick Chubb, Cle.....	326	1,852	5.68
Tony Pollard, Dal.....	174	967	5.56
D'Ernest Johnson, Cle.....	100	534	5.34
Miles Sanders, Phi.....	224	1,168	5.21



12

CeeDee Lamb has caught 12 passes of 15-plus yards in 2022, tied for the third-most in the NFL.

★ **NO SILENCING THIS LAMB** ★

CeeDee Lamb started his Cowboys career loudly, passing Bob Hayes (46) and establishing a franchise record for the most receptions by a Cowboys rookie (74). He continued to make noise in 2021, and combined with his 23 receptions in 2022, Lamb's 176 receptions are the most by a Cowboy in his first 35 career games.

Most Receptions by a Cowboy in First 35 Games

Player	Seasons	Rec
CeeDee Lamb	2020-22	176
Herschel Walker	1986-88	172
Dez Bryant.....	2010-12	153
Jason Witten.....	2003-05	145

Lamb exceeded 1,000 scrimmage yards in each of his first two NFL seasons, becoming one-of-six Cowboys players - and the only wide receiver - in franchise history to start a career with consecutive 1,000-scrimmage yard seasons:

Player 1,000-Yd Seasons to Begin Career

Emmitt Smith.....	13 Seasons (1990-2002)
Ezekiel Elliott*	6 Seasons (2016-2021)
Tony Dorsett.....	5 Seasons (1977-81)
Herschel Walker.....	3 Seasons (1986-88)
CeeDee Lamb*	2 Seasons (2020-21)
Don Perkins	2 Seasons (1961-62)

*active streaks

★ **15-YARD RECEPTIONS** ★

CeeDee Lamb has caught 12 passes of 15-plus yards in 2022, tied for the third-most in the NFL:

15-Plus Yard Receptions - 2022 NFL Leaders

Player	Rec	Player	Rec
Justin Jefferson, Min	13	Tyreek Hill, Mia	11
Stefon Diggs, Buf	13	Courtland Sutton, Den	11
CeeDee Lamb, Dal.....	12	Mike Williams, LAC.....	11
A.J. Brown, Phi.....	12	Josh Reynolds, Det	11
Corey Davis, NYJ.....	12	Mark Andrews, Bal.....	11

★ **SLOT VS. WIDE OUT** ★

CeeDee Lamb has been a versatile weapon in his first two seasons, splitting time at both slot receiver and on the outside. Below is a comparison of Lamb's stats from the first two games of the season and his last three games:

CeeDee Lamb, Weeks 1-2

Slot	Outside
Routes: 46	Routes: 31
Targets: 12	Targets: 10
Receptions: 8	Receptions: 1
Receiving Yards: 103	Receiving Yards: 1
TD: 0	TD: 0

CeeDee Lamb, Weeks 3-5

Slot	Outside
Routes: 38	Routes: 41
Targets: 10	Targets: 18
Receptions: 6	Receptions: 13
Receiving Yards: 67	Receiving Yards: 170
TD: 0	TD: 2

★ **ON THE LAMB** ★

CeeDee Lamb has quickly risen to the No. 1 receiver spot for the Dallas Cowboys. Lamb recorded two 100-yard receiving games as a rookie in 2020 before tallying three 100-yard games in 2021.

CeeDee Lamb Career 100-Yard Rec Games

Opp, Date	Rec Yds
at NE, 10/17/21	149
vs. NYG, 10/11/20	124
at Min, 10/31/21.....	112
vs. Atl, 9/20/20.....	106
at TB, 9/9/21.....	104

★ **FIRST DOWN PLAYMAKER** ★

Dallas has not been shy about targeting its No. 1 wideout early in the possession, as CeeDee Lamb is tied for second in the NFL this season with 16 catches on first down:

Most Receptions on First Down - 2022

Player	Rec	Tgt	Player	Rec	Tgt
Stefon Diggs.....	20	24	Justin Jefferson..	16	21
CeeDee Lamb	16	21	Austin Ekeler.....	15	16
Tyreek Hill	16	20	Cooper Kupp.....	15	21
Tyler Lockett.....	16	16			

★ **SECOND HALF CEEDEE** ★

CeeDee Lamb has been most productive in the second half through three games in 2022. Lamb has tallied 194 of his 341 receiving yards in the final 30 minutes of the game, good for 13th in the NFL:

Second Half Receiving Yard Leaders - 2022

Player	Rec	Yds	Player	Rec	Yds
Tyreek Hill	17	315	Courtland Sutton	15	225
Terry McLaurin	15	277	Ja'Marr Chase	20	223
Cooper Kupp	24	261	Christian Kirk.....	13	208
Stefon Diggs.....	14	250	Mark Andrews	18	202
Chris Olave	13	246	T.J. Hockenson	12	195
Corey Davis.....	13	245	CeeDee Lamb.....	15	194
Tyler Lockett.....	17	225	Jaylen Waddle	12	194

★ **ROUTE RUNNER** ★

CeeDee Lamb has run 156 routes in 2022. Below is his route distribution broken down by his most frequent routes:

Down	Cross	Slant	Out	Hitch	Go	Post
First.....	6	5	9	6	9	2
Second	6	5	7	9	9	4
Third.....	9	6	7	10	9	5
Fourth	1	0	2	2	1	0
Total	22	16	25	27	28	11

★ CEEDEE'S BREAKDOWN ★

Below is a chart detailing CeeDee Lamb's receptions in 2022, *Pro Football Focus*:

Outside Left	Between Numbers	Outside Right
0/2 (1) 38.9	2/2 (0) 95.5	0/0 (0) 56.3
0 (0)	54 (7)	0 (0)
0 TD, 0 INT	1 TD, 0 INT	0 TD, 0 INT
39.6 NFL	158.3 NFL	
2/2 (0) 90.6	4/6 (0) 92.2	2/5 (0) 63.7
43 (15)	66 (5)	24 (0)
0 TD, 0 INT	0 TD, 0 INT	0 TD, 0 INT
118.8 NFL	103.5 NFL	55.4 NFL
4/7 (0) 85.5	7/10 (2) 73.4	3/4 (0) 84.2
33 (18)	82 (55)	27 (13)
1 TD, 0 INT	0 TD, 0 INT	0 TD, 0 INT
108.9 NFL	94.6 NFL	92.7 NFL
2/2 (0) 61.5	1/2 (0) 59.5	1/1 (0) 60.8
9 (13)	2 (4)	1 (6)
0 TD, 0 INT	0 TD, 0 INT	0 TD, 0 INT
85.4 NFL	56.3 NFL	79.2 NFL

Statistics: REC/TGT (Drops)
YDS (YAC)

★ SLOT MACHINES ★

The Cowboys wide receivers have proved to be elusive when lining up as slot receivers in 2022, as both Noah Brown (eighth) and CeeDee Lamb (10th) rank in the top-10 in receiving yards when lining up in the slot:

NFL Reception Leaders When Lining Up in The Slot

Player	Rec.	Rec. Yards
Cooper Kupp, LAR.....	26	320
Mark Andrews, Bal.....	22	254
Christian Kirk, Jac.....	14	237
Tyler Boyd, Cin.....	13	226
Randall Cobb, GB.....	13	208
Justin Jefferson, Min.....	15	206
Jerry Jeudy, Den.....	11	200
Noah Brown, Dal.....	10	182
Greg Dortch, Ari.....	17	177
CeeDee Lamb, Dal.....	14	170

★ DON'T HOLD ★

Zack Martin is in his ninth season with Dallas. The five time All-Pro guard has been selected to seven Pro Bowls in eight seasons, tied with Tyron Smith and Trent Williams for the most among offensive linemen since 2014. Known as one of the more powerful and disciplined players in the trenches, Martin has more Pro Bowl appearances (seven) than holding penalties (five) in his career, the only active offensive lineman to do so.

Pro Bowls, Holding Calls Active NFL Offensive Linemen

Player	Pro Bowls	Holding calls
Zack Martin (G).....	7	5
Joel Bitonio (G).....	4	6
Jason Peters (T).....	9	17
Trai Turner (T).....	5	10
David DeCastro (G).....	6	12
Duane Brown (T).....	5	11

7

Dallas has converted seven-of-eight 3rd-and-1 situations this season, a 87.5% 3rd-and-1 conversion rate that is tied for fifth in the NFL. All seven of those conversions were rushes, and the one failed conversion on 3rd-and-1 was a pass.

★ CASHING IN FOR POINTS ★

Although Dallas' 11 red zone trips in 2022 are the second-fewest in the league, the Cowboys scored points in each of their trips inside the 20, as their 100 percent red zone scoring efficiency is tied for the league lead.

Team	RZ Drives	TD	FG	Scores	RZ Eff.
Carolina.....	12	5	7	12	100.0%
Dallas.....	11	5	6	11	100.0%
Tennessee.....	13	12	1	13	100.0%
Kansas City.....	23	18	4	22	95.7%
Las Vegas.....	19	9	9	18	94.7%
Chicago.....	12	7	4	11	91.7%
Cleveland.....	20	12	6	18	90.0%
Houston.....	10	6	3	9	90.0%
Atlanta.....	18	11	5	16	88.9%
Baltimore.....	17	11	4	15	88.2%

★ PERSONNEL BREAKDOWN ★

In 2022 Dallas has relied heavily on its "12 personnel" (one running back, two tight ends and two receivers) - ranking fourth among all teams by running 27.2% of its offensive snaps from that formation. Dallas ranks 14th in the league after lining up in "21 personnel" (two running backs, one tight end and two receivers) on 6.5% of its snaps. Below is a breakdown of each Cowboys personnel grouping in 2022:

	OffSnaps	Snap%	Rushes	Passes	Yds/Play
11 Personnel.....	159	54.1%	45	114	5.37
12 Personnel.....	80	27.2%	54	26	5.13
13 Personnel.....	15	4.8%	11	4	3.87
21 Personnel.....	19	6.5%	11	8	3.95
22 Personnel.....	10	3.4%	9	1	0.80

Dallas has also ran 59 plays in a two tight end set through five games, fifth in the league and above the league average (49).

★ CHURNING OUT YARDS ★

Dallas averaged 407.0 yards-per-game in 2021 - most in the league - and part of the offense's success stemmed from converting third downs and staying on the field, leading to the second-most offensive plays run in 2021 (1,153):

Dallas Cowboys Yards-Per-Play in 2021			
1st Down	2nd Down	3rd Down	4th Down
5.61	6.42	6.15	6.13
Rank: 15th	Rank: 2nd	Rank: 8th	Rank: 8th

The Cowboys are 27th in the league in 2022 with 298.0 yards-per-game and 23rd in the NFL with 5.07 yards-per-play.

Dallas Cowboys Yards-Per-Play in 2022			
1st Down	2nd Down	3rd Down	4th Down
5.94	4.15	4.44	7.57
Rank: 12th	Rank: 30th	Rank: 26th	Rank: 2nd

★ HALFTIME LEADS = WINS ★

Dallas took a lead into halftime nine times in 2021, and in those nine games, the Cowboys went 9-0. When Dallas trailed at halftime in 2021, they went 3-5 in those contests.

In 2022 Dallas is 4-0 when they lead at the break and a perfect 13-0 since the start of the 2021 season.



9

Along with being tied for seventh in the NFL with two interceptions, Trevon Diggs leads the NFL with nine pass breakups.

★ **BELIEVE IN YOURSELF** ★

Trevon Diggs made the leap in his second season, leading the NFL with 11 interceptions in 2021. His six-game interception streak is the longest in team history in the Super Bowl era:

Longest INT Streak, Cowboys History Post Merger

Player	Games	Streak Dates	Tot. INT
T. Diggs	6	9/9/21 - 10/17/21	6
D. Thurman.....	4	9/22/85 - 10/13/85	4
M. Downs.....	4	12/4/83 - 9/3/84	4
C. Waters.....	4	12/3/72 - 9/16/73	4
C. Waters.....	4	12/12/70 - 9/26/71	5
Many others tied.....	3	--	--

Diggs' 11 interceptions in 2021 tied Walls (1981) for the most in a single-season in team history and made him one-of-three Cowboys to record double-digit interceptions in a single season:

Most Single-Season INTs in Cowboys History

Player	Season	INTs	Player	Season	INTs
Trevon Diggs	2021	11	Dennis Thurman.....	1981	9
Everson Walls.....	1981	11	Everson Walls.....	1985	9
Mel Renfro.....	1969	10	Don Bishop.....	1961	8

★ **DIGGING DEEPER** ★

After leading the league with 11 interceptions in 2021, Diggs has shown no signs of slowing down in 2022. Diggs recorded interceptions in back-to-back games (at N.Y. Giants; 9/26 and vs. Washington; 10/2) and is tied for seventh in the NFL - tied for second among cornerbacks - in interceptions (two):

NFL Interception Leaders - 2022

Player, Position	INT	Player/Season	INT
Jordan Poyer, S.....	4	Vonn Bell, S.....	3
Minkah Fitzpatrick, S.....	3	Tariq Woolen, CB.....	3
Eddie Jackson, S.....	3	Trevon Diggs, CB.....	2
Marcus Williams, S.....	3	13 others.....	2

★ **PASS BREAKUP UNIT** ★

In addition to holding the interception title in 2021, Trevon Diggs was second in pass breakups (21). In 2022 Diggs leads the league in pass breakups with nine:

2022 Pass Breakup Leaders - NFL

Player, Team	PBU	Player	PBU
Trevon Diggs, Dal.....	9	Denzel Ward, Cle.....	6
Charvarius Ward, SF.....	8	Ahmad Gardner, NYJ.....	6
Desmond King, Hou.....	7	Derrick Brown, Car.....	6
Devin Lloyd, TB.....	6	Jordan Poyer, Buf.....	6
Rayshawn Jenkins, Jac.....	6		

As a team, the Dallas Cowboys have 18 pass breakups in 2022, tied for 21st in the NFL.

★ **CAN YOU DIGG(S) IT?** ★

Trevon Diggs has tallied an interception in two games this season, bringing his career total to 16. Diggs' 16 interceptions are the second-most picks in NFL history through the first 33 games of a career, trailing only former Dallas cornerback Everson Walls:

Most Interceptions in First 33 Career Games NFL History

Player, Team	Seasons	INTs
Everson Walls, Dal.....	1981-83	22
Trevon Diggs, Dal.....	2020-22	16
Jake Scott, Mia.....	1970-72	15
James Hunter, Det.....	1976-78	15
Eric Harris, KC.....	1980-82	15
Orlando Thomas, Min.....	1995-97	15

★ **NO FLY ZONE** ★

The Dallas Cowboys are allowing 193.9 passing yards-per-game in 2022, good for seventh in the NFL. Dallas held its first four opponents under 200 net passing yards, which was just the fifth time that had happened in club history - 2022, 1977, 1970, 1964 and 1963.

Team Passing Yards Allowed-Per-Game - 2022

Team	Yds/Game
Denver.....	176.6
Green Bay.....	177.0
San Francisco.....	177.8
Buffalo.....	182.6
Philadelphia.....	189.4
Tampa Bay.....	193.4
Dallas.....	193.8
N.Y. Giants.....	194.4
Chicago.....	197.2
N.Y. Jets.....	205.8

Dallas' secondary, combined with a lethal pass rush, has also forced opposing quarterbacks to combine for a 74.6 passer rating in 2022, the seventh-lowest allowed passer rating in the NFL:

Team Opponent Passer Rating - NFL 2022

Team	Opp. Psr Rtnng
Buffalo.....	67.8
Philadelphia.....	71.7
San Francisco.....	72.0
Cincinnati.....	72.1
Houston.....	73.3
Jacksonville.....	74.0
Dallas.....	74.6
Tampa Bay.....	77.6
Denver.....	78.1
N.Y. Jets.....	81.3



19 Micah Parsons has 19.0 career sacks, tied the second-most through the first 21 games of a career, trailing only Joey Bosa (20.0).

★ THE LIONBACKER ★

The Cowboys drafted Micah Parsons with the 12th overall pick in the 2021 NFL Draft, adding a fast play maker to a defense that finished 28th in points/game allowed in 2020.

Parsons proved to be explosive off the edge, as *Pro Football Focus* credited Parsons with 67 quarterback pressures in 2021 - ninth in the NFL.

Parsons has generated 28 pressures on 165 pass rushes in 2022, the second-most pressures in the NFL. However, Parsons isn't the only Cowboy providing constant pressure on opposing quarterbacks this season, as DeMarcus Lawrence's 22 pressures rank seventh in the league, per *PFF*:

Most Pressures in 2022, PFF		
Player	Pass Rushes	Pressures
Nick Bosa	139	31
Micah Parsons	165	28
Brian Burns	151	24
Maxx Crosby	199	22
Trey Hendrickson	154	22
Matthew Judon	139	22
DeMarcus Lawrence	148	22
Aaron Donald	171	22

★ THE PARSONS' GAMBIT ★

Micah Parsons lined up all over the defense for Dallas in 2021, as he lined up at every defensive position at least once. The Cowboys will continue to showcase Parsons' versatility in 2022. Below are his snap counts by position, per *PFF*:

	DLine	LB	CB	S	Total
Week 1 vs. TB	40	21	1	0	62
Week 2 vs. CIN	55	3	0	0	58
Week 3 at NYG	40	20	0	0	60
Week 4 vs. WAS	53	8	2	0	63
Week 5 at LAR	30	16	0	0	46
Totals	218	68	3	0	289

★ THE LION IS ALWAYS HUNGRY ★

Micah Parsons was on the prowl for opposing quarterbacks in his inaugural NFL season, hunting down opposing passers for 13.0 sacks on the year - tied for the third-highest sack figure by an NFL rookie since sacks became official in 1982.

Parsons has opened up the 2022 season on the hunt once again, tied for the league lead with 6.0 sacks:

NFL Sack Leaders - 2022			
Player, Team	Sacks	Player	Sacks
Nick Bosa, SF	6.0	Alex Highsmith, Pit	5.5
Micah Parsons, Dal	6.0	Rashan Gary, GB	5.0
Matthew Judon, NE	6.0	Khalil Mack, LAC	5.0
Maxx Crosby, LV	6.0	Haason Reddick, Phi	4.5
Bradley Chubb, Den	5.5	Many tied	4.0

Parsons improved his career total to 19.0 sacks and became the second player in NFL history with 19.0 sacks through his first 21 career games, trailing only Joey Bosa's 20.0 sacks in his first 21 games with the LA Chargers:

Most Sacks Through 21 Career Games Since 1982		
Player/Team	Seasons	Sacks
Joey Bosa, LAC	2016-17	20.0
Micah Parsons, Dal	2021-22	19.0
Aldon Smith, SF	2011-12	18.5
Clay Matthews, GB	2009-10	18.5
Von Miller, Den	2011-12	17.5

With 2.0 sacks three contests this season, Parsons has six career multi-sack games, which is tied with Joey Bosa and Clay Matthews for the second-most multi-sack performances through 21 career games:

Most Multi-Sack Performances Through 21 Career Games Since 1982		
Player/Team	Multi-Sack Gms	Seasons
Aldon Smith, SF	7	2011-12
Joey Bosa, LAC	6	2016-17
Micah Parsons, Dal	6	2021-22
Clay Matthews, GB	6	2009-10
Von Miller, Den	5	2011-12
Carlos Dunlap, Cin	5	2010-11
Jason Pierre-Paul, NYG	5	2010-11
Mark Anderson, Chi	5	2006-07
Elvis Dumervil, Den	5	2006-07
Terrell Suggs, Bal	5	2003-04
Peter Boulware, Bal	5	1997-98

Parsons also became just the fourth Cowboys defender to start a season with multiple sacks in each of his first two games:

Most Multi-Sack Games Through First Five Games of a Season - Cowboys History Since 1982		
Player	Multi-Sack Gms	Season
DeMarcus Ware	3	2011
DeMarcus Lawrence	3	2017
Micah Parsons	3	2022
Many tied	2	

★ ALWAYS WINNING ★

Micah Parsons and DeMarcus Lawrence have been explosive as a pass rusher in 2022, totaling for a combined 9.0 sacks this season. Along with the sacks, Parsons is second in the league in pass rush win rate, while DeMarcus Lawrence is fifth in the NFL with a 29% pass rush win rate, according to NFL's Next Gen Stats. Dallas is the only team with two pass rushers in the top-10:

Pass Rush Win Rate - NFL 2022			
Player	Rate	Player	Rate
Micah Parsons	33%	Nick Bosa	27%
Von Miller	32%	Josh Sweat	26%
Bradley Chubb	32%	Trey Hendrickson	25%
Myles Garrett	31%	Leonard Floyd	24%
DeMarcus Lawrence	29%	Uchenna Nwosu	23%

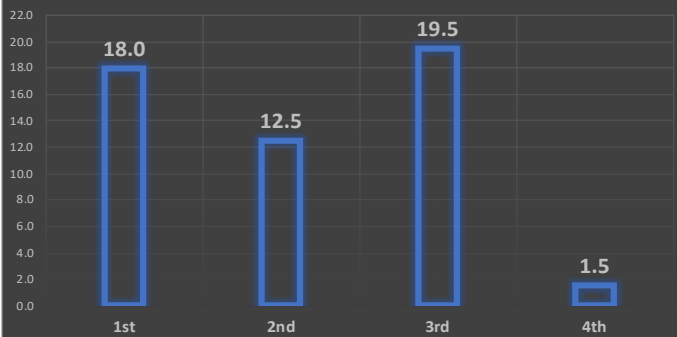
*A pass rush win occurs when a defender beats his block in less than 2.5 seconds.

★ TANK ROLLING OVER QBS ★

DeMarcus Lawrence has recorded 51.5 sacks in the regular season, with his most coming against Daniel Jones (6.0). Below is a breakdown of his sacks by quarterback and by down:

Player	Sacks	Player	Sacks
Daniel Jones.....	6.0	Teddy Bridgewater.....	1.0
Kirk Cousins.....	5.5	Ryan Fitzpatrick.....	1.0
Eli Manning.....	4.0	Jared Goff.....	1.0
Carson Palmer.....	3.0	Marcus Mariota.....	1.0
Matthew Stafford.....	3.0	Gardner Minshew.....	1.0
Matt Ryan.....	2.5	Nick Mullens.....	1.0
Taylor Heinicke.....	2.0	Cam Newton.....	1.0
Aaron Rodgers.....	2.0	Ben Roethlisberger.....	1.0
Trevor Siemien.....	2.0	Josh Rosen.....	1.0
Carson Wentz.....	2.0	Alex Smith.....	1.0
Jameis Winston.....	2.0	Ryan Tannehill.....	1.0
Russell Wilson.....	1.5	Tyrod Taylor.....	1.0
Kyle Allen.....	1.0	Josh Allen.....	0.5
C.J. Beathard.....	1.0	Colt McCoy.....	0.5
Drew Brees.....	1.0		

DeMarcus Lawrence Career Sacks By Down



★ COMING FOR YOU ★

Dallas has been effective in blitzing opposing passers in 2022, forcing quarterbacks into a 90.4 passer rating when faced with extra pressure. Most importantly, the Cowboys have been successful in taking down the quarterback for big plays, as Dallas' 20.0 sacks rank second in the NFL:

NFL Team Sack Leaders - 2022			
Team	Sacks	Team	Sacks
San Francisco.....	21.0	Denver.....	17.0
Dallas.....	20.0	Philadelphia.....	17.0
Tampa Bay.....	19.0	Buffalo.....	16.0

This season marks the first time since 1987 - seventh overall - where a Dallas team recorded 20.0-plus sacks through the first five games of a season:

Most Sacks Through First Five Games of a Season
Cowboys History

Year	Sacks	Year	Sacks
1987.....	24.0	1969.....	20.0
1985.....	24.0	1969.....	20.0
1977.....	21.0	2022.....	20.0
1975.....	20.0		

Below are all of Dallas' 2022 sacks broken down by player:

Dallas Cowboys Sack Leaders - 2022

Player	Sacks	Player	Sacks
Micah Parsons.....	6.0	Neville Gallimore.....	1.0
Dorance Armstrong.....	4.0	Leighton Vander Esch..	1.0
DeMarcus Lawrence.....	3.0	Donovan Wilson.....	1.0
Dante Fowler.....	2.0	Jourdan Lewis.....	1.0
Osa Odighizuwa.....	1.0		

★ STAY SCHEMIN' ★

Under Defensive Coordinator Dan Quinn, the Dallas secondary has become one of the most versatile units in the league. The Cowboys led the NFL with 34 takeaways in 2021, partly due to Quinn's change in the defensive scheme. In 2021 the Cowboys ranked in the top-five in man coverage snaps, but so far in 2022, Dallas is sixth in the league with 240 zone coverage snaps, per PFF. Below is a year-by-year breakdown of Dallas' coverage schemes in each of the last five Cowboys seasons:

Dallas Cowboys Year-by-Year Man vs. Zone Coverage
Per PFF

Year	Def. Coord.	Man %	Zone%
2022.....	Dan Quinn	23.9% (18th)	72.5% (10th)
2021.....	Dan Quinn	38.4% (3rd)	57.0% (29th)
2020.....	Mike Nolan	26.2% (19th)	66.3% (14th)
2019.....	Rod Marinelli	26.1% (27th)	67.8% (6th)
2018.....	Rod Marinelli	17.8% (20th)	40.8% (10th)

★ NEGATIVE PLAYS ★

After ranking 24th in opponent negative plays in 2020, Dallas has taken down opponents behind the line of scrimmage at a high rate since Quinn's arrival last season. In 2021 the Cowboys forced 99 negative plays, good for 13th in the NFL. Through five games in 2022, the Cowboys are second in the NFL in opponent negative plays with 38:

Opponent Negative Plays Leaders - NFL 2022

Team	Opp Neg. Pls	Team	Opp Neg. Pls
San Francisco.....	44	Philadelphia.....	36
Dallas.....	38	Houston.....	35
Denver.....	37	Tampa Bay.....	33
Carolina.....	36	Washington.....	33
Indianapolis.....	36		

★ THIRD-AND-I GOT THIS ★

The Cowboys have held opponents to 25-of-74 on third downs in 2022, which is 10th in the NFL:

Third Down Defense Leaders in 2022

Team	3rd Att.	3rd Conv.	3rd Pct.
Tennessee.....	59	16	27.1%
New Orleans.....	67	20	29.9%
San Francisco.....	70	21	30.0%
Green Bay.....	53	16	30.2%
Washington.....	69	21	30.4%
N.Y. Giants.....	61	19	31.1%
Denver.....	64	20	31.3%
Indianapolis.....	67	21	31.3%
Cincinnati.....	64	21	32.8%
Dallas.....	74	25	33.8%

Below is a breakdown of the Cowboys opponent third down conversions by distance in 2022:

Cowboys Third Down Defense in 2022

3rd & Short (<4 Yds)	3rd & Med (4-6 Yds)	3rd & Long (>6 Yds)	3rd & 10+ (2-25 (8.0%))
13-21 (61.9%)	7-19 (36.8%)	5-34 (14.7%)	2-25 (8.0%)
Rank: 19th	Rank: t-8th	Rank: 6th	Rank: 5th

★ HOLD STRONG ★

Dallas has held its opponents to 14.4 points-per-game thus far in 2022, third-fewest in the NFL. Most of this is due to the Cowboys defense holding strong as teams approach the 30-yard line. Dallas has held opponents to three touchdowns on 19 drives inside the 30, a 15.8% touchdown efficiency inside the 30 that leads the NFL:

2022 Opponent Inside 30 Scoring

Team	in30 Drives	in30 TD	in30 TD Eff.
Dallas.....	19	3	15.8%
San Francisco.....	18	4	22.2%
Denver.....	17	4	23.5%
LA Rams.....	20	5	25.0%
New Orleans.....	20	4	25.0%

★ DOOMSDAY RETURN ★

The Cowboys are allowing 14.4 points-per-game in 2022, the third-fewest in the NFL. Additionally, Dallas has given up the least amount of touchdowns through five games in 2022:

Least Allowed TD - NFL 2022

Team	TD
Dallas	5
San Francisco	6
Cincinnati	6
Denver	6
N.Y. Giants	7
Buffalo	7
Houston	9

The Cowboys have only given up five touchdowns through the first five games just twice in franchise history - 2022 and 1972.

Dallas has also held each of its five opponents under 20 points in 2022, marking the sixth time in franchise history - first time since 1972 - that the Cowboys held their first four opponents to 19 points-or-less:

Cowboys Teams to Allow 19 Points-Or-Less First Five Games of a Season

Season	PPG Allowed
1966	11.3
1968	11.4
1969	11.6
1972	9.8
2022	14.4

★ TO THE HOUSE ★

Dallas scored six touchdowns on defense in 2021 (five interception returns and one fumble return) - the most defensive touchdowns in a single season in Cowboys history.

It only took five games to record a defensive touchdown in 2022 for the Cowboys. In Week 5 at the LA Rams (10/9), Dorance Armstrong sacked Matthew Stafford and forced a fumble that was picked up by DeMarcus Lawrence and returned 19 yards for a touchdown.

Dallas is one-of-15 teams this season with a defensive touchdown in 2022, and the Cowboys have the most defensive touchdowns since the start of last season:

Most Defensive Touchdowns - NFL 2021-22

Team	INT Ret	Fum Ret	Tot TD
Dallas	5	2	7
Philadelphia	3	3	6
Miami	3	3	6
Kansas City	3	2	5
New England	4	1	5

★ I'LL TAKE THAT ★

In Dan Quinn's first season as the defensive play caller, Dallas tied for the league lead with a +14 turnover differential in 2021, and it posted an even or positive takeaway differential in 13-of-17 games. In Quinn's second season with the Cowboys, Dallas is tied for second in the league with a +5 turnover differential and has posted an even or positive takeaway differential in four of its five games in 2022:

2022 NFL Turnover Differential Leaders

Team	Takeaways	Giveaways	Differential
Philadelphia	11	2	+9
Baltimore	11	6	+5
Dallas	7	2	+5
Arizona	8	5	+3
Houston	9	6	+3
Tampa Bay	9	6	+3
Buffalo	11	9	+2
LA Chargers	6	4	+2

★ NO POINTS FOR YOU ★

Dallas has held its opponents to 21.1 points-per-game in 2021 (seventh in the league) and allowed scores on only 32.5% of opposing offensive possessions - the fourth-best opponent scoring rate in the league - and touchdowns on only 18.2% of possessions:

After five weeks in 2022, Dallas is showing no signs of letting up, as it currently has the third-lowest touchdown rate (8.9%) in the NFL:

Lowest Opponent Touchdown Efficiency in 2022

Team	Opp Drives	TD Drives	TD %
Cincinnati	57	5	8.8%
Dallas	57	5	8.8%
Dallas	56	5	8.9%
San Francisco	55	5	9.1%
N.Y. Giants	53	5	13.2%
Buffalo	50	1	14.0%

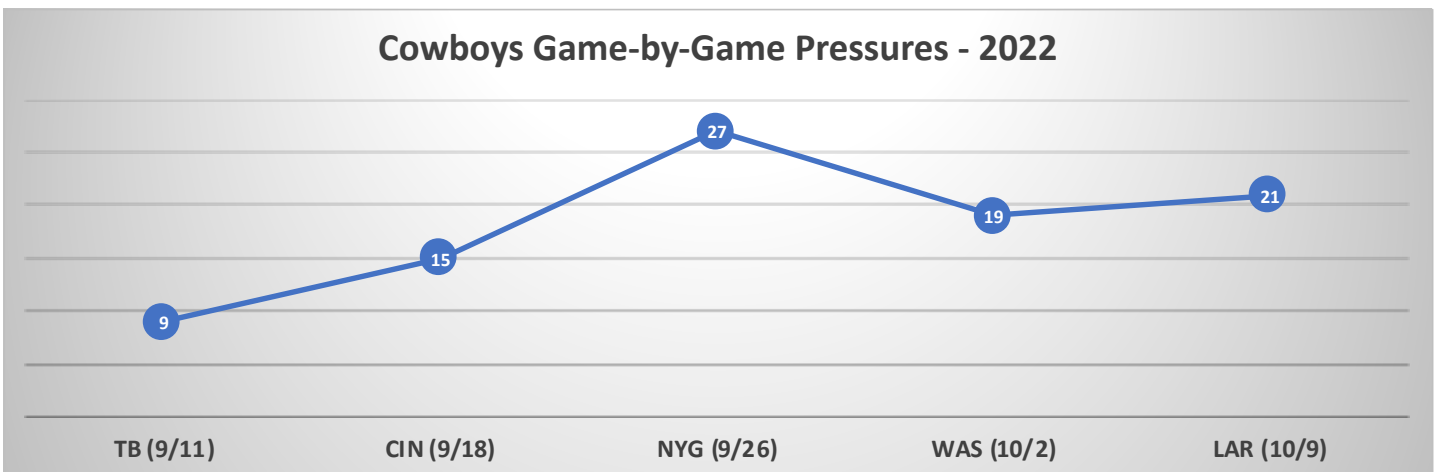
★ UNDER PRESSURE ★

Through the first four weeks of the season, the Cowboys front six has established themselves as one of the premier pass rushing units in the league. Along with 20.0 sacks, Dallas leads the NFL with 91 pressures, per *Pro Football Focus*:

Most QB Pressures per PFF - NFL 2022

Team	Pressures
Dallas	91
San Francisco	77
Cincinnati	76
Philadelphia	74
Kansas City	72
Tampa Bay	70

Cowboys Game-by-Game Pressures - 2022





50 Brett Maher is four-of-five on field goals from 50-plus yards in 2022, tied for the most 50-yard kicks in 2022.

★ **LASER ROCKET LEG** ★

Brett Maher made history by connecting on a 63-yard field goal in the waning moments of the first half against Philadelphia in 2019 (10/20), setting a franchise record for the longest field goal in Dallas Cowboys history and tying the third-longest field goal in NFL history. Maher now has three makes from 60-plus yards in his career - the only player in NFL history with three field goals from 60-or-more yards:

Longest Field Goals Made - NFL History

Player	FG Long	Opp/Date
Justin Tucker, Bal.....	66	@ Det, 9/26/21
Matt Prater, Den.....	64	vs. Ten, 12/8/13
Brett Maher, Dal.....	63	vs. Phi, 10/20/19
Tom Dempsey, NO.....	63	vs. Det, 11/8/70
Jason Elam, Den.....	63	vs. Jax, 10/25/98
Sebastian Janikowski, Oak.....	63	@ Den, 9/12/11
David Akers, SF.....	63	@ GB, 9/9/12
Graham Gano, Car.....	63	vs. NYG, 10/7/18
Matt Bryant, TB.....	62	vs. Phi, 10/22/06
Stephen Gostkowski, NE.....	62	@ Oak, 11/19/17
Brett Maher, Dal.....	62	vs. Phi, 12/9/18
Brett Maher, Dal.....	62	@ NYJ, 10/13/19
Matt Prater, Ari.....	62	vs. Min, 9/19/21

★ **WINNER WINNER** ★

Brett Maher converted a 50-yard field goal as time expired to defeat Cincinnati 20-17 in Week 2. It marked Maher's third career game-winning kick, and he is three-of-three on game-winning field goal attempts:

Brett Maher Career Game-Winning Field Goals

Game	Date	GW FG	Yardage
vs. Detroit.....	9/30/18		38
at Atlanta.....	11/18/18		42
vs. Cincinnati.....	9/18/22		50

3

Dorance Armstrong has recorded a sack in all three games he has blocked a kick - against ATL (11/14/21), at NYG (9/26/22) and at LAR (10/9/22) - joining J.J. Watt as the only active players with a sack and blocked kick in three different games.

★ **LONG-BALL BRETT** ★

Brett Maher set a career-best with a 63-yard field goal against the Eagles in 2019 (10/20), and owns four of the longest field goals in franchise history:

Longest Field Goal Made, Cowboys History

Player	FG Long	Opp/Date
Brett Maher.....	63	vs. Phi, 10/20/19
Brett Maher.....	62	vs. Phi, 12/9/18
Brett Maher.....	62	@ NYJ, 10/13/19
Brett Maher.....	59	vs. TB, 12/23/18
Greg Zuerlein.....	59	@ Phi, 11/1/20
Greg Zuerlein.....	57	@ NYG, 1/3/21

★ **50 PIECE** ★

Brett Maher has made three 50-plus yard field goals to start off the 2022 season. Maher has 14 50-plus yard field goals in his Dallas career, second-most in team history behind Dan Bailey:

Most 50-Plus Yard Field Goals - Cowboys History

Player, Years	50 Yd. FG
Dan Bailey (2011-17).....	27
Brett Maher (2018-19, 2022).....	14
Rafael Septien (1978-86).....	8
Nick Folk (2007-09).....	5
Greg Zuerlein (2020-21).....	5

Maher is four-of-five on field goals from 50-plus yards in 2022, tied with Graham Gano, Chris Boswell, Justin Tucker and Daniel Carlson for the most 50-yard kicks in 2022.

★ **MONEY MAHER** ★

Brett Maher has shown consistency in his return to Dallas, making 13-of-14 field goals with his only miss coming from 59 yards at the N.Y. Giants (9/26). Maher's 13 field goals and 92.9 field goal percentage both rank second in the NFL in 2022:

2022 Field Goal Leaders - NFL

Player	Makes	Att	FG%
Daniel Carlson, LV.....	15	15	100.0%
Brett Maher, Dal.....	13	14	92.9%
Graham Gano, NYG.....	11	13	84.6%
Brandon McManus, Den.....	11	14	78.6%
Eddy Piniero, Car.....	11	12	91.7%
Ryan Succop, TB.....	11	12	91.7%

★ **PIN 'EM BACK** ★

Bryan Anger has played a large part in pinning opposing offenses deep in their own territory, downing 13-of-26 punts inside the 20-yard line, second in the NFL in 2022:

2022 Punts Downed Inside the Opp 20-Yard Line

Player	In20	Player	In20
Cameron Johnston, Hou... 14		Johnny Hekker, Car..... 11	
Bryan Anger, Dal..... 13		Mitch Wishnowsky, SF..... 11	
Pat O'Donnell, GB..... 12		Corliss Waitman, Den..... 11	
Matt Haack, Ind..... 11		Ryan Stonehouse..... 11	

★ **BLOCK PARTY** ★

Dallas blocked three punts in 2021, tying the second-most in a single season in franchise history. In 2022 the Cowboys blocked a punt at the LA Rams (10/9) and a field goal at the N.Y. Giants (9/26), joining Pittsburgh and Carolina as the only three teams with multiple blocked kicks in 2022.

Dorance Armstrong blocked both of the kicks in 2022 and leads the NFL in blocked kicks with two. Armstrong also blocked a punt against Atlanta in 2021 (11/14), making him the sixth Cowboys player to block multiple punts in a career.

Blocked Punts - Cowboys History

Player	Blk Punts	Player	Blk Punts
Issiac Holt, 1989-92.....	4	Thomas Henderson, 1975-79... 2	
Charlie Waters, 1970-78.....	2	Billy Joe Dupree, 1973-83.... 2	
Aaron Kyle, 1976-79.....	2	Dorance Armstrong, 2021-22.. 2	



ROSTERS AND DEPTH CHART

2022 DALLAS COWBOYS UNOFFICIAL DEPTH CHART

(As of October 11, 2022)

OFFENSE

WR	88 CeeDee Lamb	81 Simi Fehoko	
LT	<u>73 Tyler Smith</u>	<u>79 Matt Waletzko</u>	
LG	66 Connor McGovern	71 Jason Peters	
C	63 Tyler Biadasz	68 Matt Farniok	
RG	70 Zack Martin	68 Matt Farniok	
RT	78 Terence Steele	75 Josh Ball	
TE	86 Dalton Schultz	<u>87 Jake Ferguson</u>	<u>89 Peyton Hendershot</u>
WR	85 Noah Brown	<u>9 KaVontae Turpin</u>	
WR	13 Michael Gallup	<u>18 Jalen Tolbert</u>	
QB	4 Dak Prescott	10 Cooper Rush	15 Will Grier
RB	21 Ezekiel Elliott	20 Tony Pollard	23 Rico Dowdle

DEFENSE

DE	90 DeMarcus Lawrence	<u>54 Sam Williams</u>	
DT	98 Quinton Bohanna	96 Neville Gallimore	
DT	97 Osa Odighizuwa	72 Trysten Hill	
DE	92 Dorance Armstrong	56 Dante Fowler	99 Chauncey Golston
LB	11 Micah Parsons	42 Anthony Barr	57 Luke Gifford
LB	55 Leighton Vander Esch	14 Jabril Cox	<u>50 Devin Harper</u>
CB	3 Anthony Brown	1 Kelvin Joseph	29 C.J. Goodwin
NCB	2 Jourdan Lewis	<u>26 DaRon Bland</u>	
CB	7 Trevon Diggs	25 Nahshon Wright	
S	27 Jayron Kears	24 Israel Mukuamu	
S	6 Donovan Wilson		
S	28 Malik Hooker	<u>41 Markquese Bell</u>	

SPECIALISTS

K	19 Brett Maher		
P	5 Bryan Anger		
LS	45 [Matt Overton]	-or-	<u>49 [Tucker Addington]</u>
H	5 Bryan Anger		
KR	<u>9 KaVontae Turpin</u>	20 Tony Pollard	23 Rico Dowdle
PR	<u>9 KaVontae Turpin</u>	20 Tony Pollard	88 CeeDee Lamb

[Practice Squad]

PRONUNCIATION GUIDE

Dorance Armstrong	DOOR-intz	Simi Fehoko	SIM-ee FAY-hoko
Markquese Bell	mar-KEESE	Jayron Kears	JAY-RON
Tyler Biadasz	bee-AH-dish	Brett Maher	MAH-her
DaRon Bland	duh-RON	Israel Mukuamu	MOO-kwah-moo
Quinton Bohanna	boe-HAN-ah	Osa Odighizuwa	oh-DIGGY-zoowa
Jabril Cox	juh-BREEL	KaVontae Turpin	kuh-VON-tay
Rico Dowdle	DOWD-ill	Nahshon Wright	nuh-SHAWN
Matt Farniok	FAR-nee-ack		

COACHING STAFF

HEAD COACH: Mike McCarthy

ASSISTANTS: <!--Jeff Blasko (Assistant Offensive Line), Rob Davis (Assistant Head Coach), Aden Durde (Defensive Line), George Edwards (Senior Defensive Assistant), John Fassel (Special Teams Coordinator), Ryan Feder (Quality Control Analytics), Evan Harrington (Offensive Assistant), Al Harris (Defensive Backs), Chase Haslett (Quality Control/Offense), Leon Lett (Assistant Defensive Line), Cannon Matthews (Quality Control/Defense), Scott McCurley (Linebackers), Kellen Moore (Offensive Coordinator), Harold Nash (Strength & Conditioning Coordinator), Doug Nussmeier (Quarterbacks), Skip Peete (Running Backs), Joe Philbin (Offensive Line), Robert Prince (Wide Receivers), Dan Quinn (Defensive Coordinator), Justin Rudd (Video/Analytics), Eric Simonelli (Quality Control Analytics), Cedric Smith (Assistant Strength & Conditioning), Kendall Smith (Assistant Strength & Conditioning), Rayna Stewart (Assistant Special Teams), Scott Tolzien (Offensive Assistant), Kyle Valero (Quality Control Analytics), Lunda Wells (Tight Ends), Joe Whitt (Secondary/Defensive Pass Game Coordinator).

2022 DALLAS COWBOYS ALPHABETICAL ROSTER

NO.	NAME	POS	HT	WT	DOB	EXP	COLLEGE	HOMETOWN	GP	GS	DNP	IA
5	Anger, Bryan	P	6-3	214	10/6/1988	11	California	Camarillo, Calif.	5	0	0	0
92	Armstrong, Dorance	DE	6-4	270	6/10/1997	5	Kansas	Houston, Texas	5	3	0	0
75	Ball, Josh	T	6-8	320	5/15/1998	2	Marshall	Fredericksburg, Va.	2	0	3	0
42	Barr, Anthony	LB	6-5	257	3/18/1992	8	UCLA	San Pedro, CA	5	2	0	0
41	Bell, Markquese	S	6-2	215	12/31/1999	R	Florida A&M	Bridgeton, N.J.	3	0	0	2
63	Biadasz, Tyler	C	6-4	316	11/20/1997	3	Wisconsin	Amherst, Wisc.	5	5	0	0
26	Bland, DaRon	CB	5-11	200	7/12/1999	R	Fresno State	Modesto, Calif.	5	0	0	0
98	Bohanna, Quinton	DT	6-4	330	3/16/1999	2	Kentucky	Memphis, Tenn.	4	4	0	1
3	Brown, Anthony	CB	5-11	192	12/16/1993	7	Purdue	Tampa, Fla.	5	5	0	0
85	Brown, Noah	WR	6-2	215	1/6/1996	6	Ohio State	Flanders, N.J.	5	5	0	0
14	Cox, Jabril	LB	6-3	240	4/16/1998	2	Louisiana State	Kansas City, Mo.	3	0	0	2
7	Diggs, Trevon	CB	6-1	204	9/20/1998	3	Alabama	Gaithersburg, Md.	5	5	0	0
23	Dowdle, Rico	RB	5-11	215	6/14/1998	3	South Carolina	Asheville, N.C.	5	0	0	0
21	Elliott, Ezekiel	RB	6-0	226	7/22/1995	7	Ohio State	St. Louis, Mo.	5	5	0	0
68	Farniok, Matt	C	6-5	316	9/26/1997	2	Nebraska	Sioux Falls, S.D.	5	2	0	0
81	Fehoko, Simi	WR	6-4	218	11/5/1997	2	Stanford	Sandy, Utah	5	0	0	0
87	Ferguson, Jake	TE	6-5	252	1/19/1999	R	Wisconsin	Madison, Wisc.	5	3	0	0
56	Fowler, Dante	DE	6-3	260	8/3/1994	8	Florida	St. Petersburg, Fla.	5	0	0	0
96	Gallimore, Neville	DT	6-2	315	1/17/1997	3	Oklahoma	Ottawa, Ontario	5	1	0	0
13	Gallup, Michael	WR	6-1	205	3/4/1996	5	Colorado State	Monroe, Ga.	2	1	0	3
57	Gifford, Luke	LB	6-3	242	8/28/1995	4	Nebraska	Lincoln, Neb.	4	0	0	1
99	Golston, Chauncey	DE	6-5	285	2/10/1998	2	Iowa	Detroit, Mich.	5	0	0	0
29	Goodwin, C.J.	CB	6-3	195	2/4/1990	7	California (PA)	Wheeling, W.V.	5	0	0	0
15	Grier, Will	QB	6-1	215	4/3/1995	4	West Virginia	Charlotte, N.C.	0	0	4	0
50	Harper, Devin	LB	6-0	240	5/13/1998	R	Oklahoma State	Knoxville, Tenn.	3	0	0	2
89	Hendershot, Peyton	TE	6-4	250	4/23/1999	R	Indiana	North Salem, Ind.	5	1	0	0
72	Hill, Trysten	DT	6-3	300	3/25/1998	4	Central Florida	Lee, Fla.	5	0	0	0
28	Hooker, Malik	S	6-1	215	4/2/1996	6	Ohio State	New Castle, Pa.	5	3	0	0
1	Joseph, Kelvin	CB	5-11	200	11/11/1999	2	Kentucky	Baton Rouge, La.	5	0	0	0
27	Kearse, Jayron	S	6-4	227	2/11/1994	7	Clemson	Fort Myers, Fla.	2	2	0	3
88	Lamb, Ceedee	WR	6-2	197	4/8/1999	3	Oklahoma	Richmond, Texas	5	5	0	0
90	Lawrence, DeMarcus	DE	6-3	255	4/28/1992	9	Boise State	Aiken, S.C.	5	5	0	0
2	Lewis, Jourdan	CB	5-10	190	8/31/1995	6	Michigan	Detroit Mich.	4	3	1	0
19	Maher, Brett	K	6-0	190	11/21/1989	4	Nebraska	Kearney, Neb.	5	0	0	0
70	Martin, Zack	G	6-4	315	11/20/1990	9	Notre Dame	Indianapolis, Ind.	5	5	0	0
66	McGovern, Connor	G	6-5	318	11/3/1997	4	Penn State	Larksville, Pa.	3	3	0	2
24	Mukuamu, Israel	S	6-4	215	11/28/1999	2	South Carolina	Charlotte, N.C.	4	2	0	1
97	Odighizuwa, Osa	DT	6-2	295	8/13/1998	2	UCLA	Dayton, Ohio	5	5	0	0
11	Parsons, Micah	LB	6-3	248	5/26/1999	2	Penn State	Harrisburg, Pa.	5	5	0	0
71	Peters, Jason	OL	6-4	328	1/22/1982	18	Arkansas	Queen City, Texas	2	0	0	1
20	Pollard, Tony	RB	6-0	212	4/30/1997	4	Memphis	Memphis, Tenn.	5	1	0	0
4	Prescott, Dak	QB	6-2	228	7/29/1993	7	Mississippi State	Haughton, La.	1	1	0	4
10	Rush, Cooper	QB	6-3	224	11/21/1993	5	Central Michigan	Charlotte, Mich.	5	4	0	0
86	Schultz, Dalton	TE	6-5	255	7/11/1996	5	Stanford	South Jordan, Utah	4	4	0	1
73	Smith, Tyler	T	6-5	320	4/3/2001	R	Tulsa	Fort Worth, Texas	5	5	0	0
78	Steele, Terence	T	6-6	320	6/4/1997	3	Texas Tech	Cibolo, Texas	5	5	0	0
18	Tolbert, Jalen	WR	6-3	200	2/27/1999	R	South Alabama	Mobile, Ala.	1	0	0	4
9	Turpin, KaVontae	WR	5-7	158	8/2/1996	R	TCU	Monroe, La.	5	0	0	0
55	Vander Esch, Leighton	LB	6-4	255	2/8/1996	5	Boise State	Riggins, Idaho	5	5	0	0
79	Waletzko, Matt	T	6-7	320	12/15/1999	R	North Dakota	Cold Spring, Minn.	3	0	1	1
54	Williams, Sam	DE	6-4	270	3/31/1999	R	Mississippi	Montgomery, Ala.	5	0	0	0
6	Wilson, Donovan	S	6-0	205	2/21/1995	4	Texas A&M	Shreveport, La.	5	5	0	0
25	Wright, Nahshon	CB	6-4	190	9/23/1998	2	Oregon State	East Palo Alto, Calif.	0	0	0	5
PRACTICE SQUAD												
49	Addington, Tucker	LS	6-1	230	7/16/1997	R	Sam Houston State	New Braunfels, Texas	0	0	0	0
60	Alarcon, Isaac	T	6-6	315	7/27/1998	1	Monterrey Tech	Monterrey, Mexico	0	0	0	0
76	Collins, Aviante	T	6-4	307	4/21/1993	3	Texas Christian	Houston, Texas	0	0	0	0
31	Coyle, Tyler	S	6-0	210	7/27/1998	1	Purdue	Windsor, Conn.	0	0	0	0
34	Davis, Malik	RB	5-10	205	11/26/1998	R	Florida	Tamp, Fla.	0	0	0	0
16	Drummond, Dontario	WR	6-1	212	8/22/1997	R	Mississippi	Laurel, Miss.	0	0	0	0
17	Houston, Dennis	WR	6-2	202	4/24/1999	R	Western Illinois	San Antonio, Texas	2	0	0	0
46	Jefferson, Malik	LB	6-2	235	11/15/1996	4	Texas	Mesquite, TX	0	0	0	0
65	Lindstrom, Alec	C	6-3	300	7/7/1997	R	Boston College	Dudley, Mass.	0	0	1	0
84	McKeon, Sean	TE	6-3	255	12/28/1997	3	Michigan	Dudley, Mass.	1	0	0	0
30	Ollison, Qadree	RB	6-0	232	9/8/1996	4	Pittsburgh	Niagara Falls, N.Y.	0	0	0	0
45	Overton, Matt	LS	6-1	243	7/6/1985	10	Western Washington	Tracy, Calif.	1	0	0	0
64	Shepley, Dakoda	G	6-4	290	12/27/1994	2	British Columbia	Windsor, Ontario	0	0	0	0
80	Smith, Brandon	WR	6-1	218	12/10/1998	1	Iowa	Lake Cormorant, Miss.	0	0	0	0
52	Tafua, Mika	DE	6-3	250	11/30/1996	R	Utah	Honolulu, Hawaii	0	0	0	0
40	Thomas, Juanyeh	S	6-1	215	6/24/2000	R	Georgia Tech	Niceville, Fla.	0	0	0	0
91	Watkins, Carlos	DT	6-3	305	12/5/1993	6	Clemson	Mooreboro, N.C.	1	0	0	0
RESERVE/NON-FOOTBALL INJURY												
33	Clark, Damone	LB	6-3	245	6/28/2000	R	Louisiana State	Baton Rouge, La.	0	0	0	0
RESERVE/INJURED												
93	Basham, Tarell	DE	6-4	260	3/18/1994	6	Ohio	Rocky Mount, Va.	1	0	0	0
51	Bond, Devante	LB	6-1	236	7/3/1993	4	Oklahoma	Sacramento, Calif.	0	0	0	0
89	Bunting, Ian	TE	6-7	257	2/10/1996	1	California	Hinsdale, Ill.	0	0	0	0
44	McQuaide, Jake	LS	6-2	238	7/7/1987	12	Ohio State	Cincinnati, Ohio	4	0	0	0
77	Smith, Tyron	T	6-5	307	12/12/1990	12	Southern California	Moreno Valley, Calif.	0	0	0	0

2022 DALLAS COWBOYS ALPHABETICAL ROSTER

83	Washington, James	WR	5-11	216	4/2/1996	5	Oklahoma State	Stamford, TX	0	0	0	0
----	-------------------	----	------	-----	----------	---	----------------	--------------	---	---	---	---

2022 DALLAS COWBOYS NUMERICAL ROSTER

NO.	NAME	POS	HT	WT	AGE	EXP	COLLEGE	HOW ACQ	GP	GS	DNP	IA
1	Kelvin Joseph	CB	5-11	200	22	2	Kentucky	D2-'21	5	0	0	0
2	Jourdan Lewis	CB	5-10	190	27	6	Michigan	D3-'17	4	3	1	0
3	Anthony Brown	CB	5-11	192	28	7	Purdue	D6a-'16	5	5	0	0
4	Dak Prescott	QB	6-2	228	29	7	Mississippi State	D4b-'16	1	1	0	4
5	Bryan Anger	P	6-3	214	34	11	California	FA-'21	5	0	0	0
6	Donovan Wilson	S	6-0	205	27	4	Texas A&M	D6-'19	5	5	0	0
7	Trevon Diggs	CB	6-1	204	24	3	Alabama	D2-'20	5	5	0	0
9	KaVontae Turpin	WR	5-7	158	26	R	TCU	UDFA-'22	5	0	0	0
10	Cooper Rush	QB	6-3	224	28	5	Central Michigan	FA-'20	5	4	0	0
11	Micah Parsons	LB	6-3	248	23	2	Penn State	D1-'21	5	5	0	0
13	Michael Gallup	WR	6-1	205	26	5	Colorado State	D3-'18	2	1	0	3
14	Jabril Cox	LB	6-3	240	24	2	Louisiana State	D4a-'21	3	0	0	2
15	Will Grier	QB	6-1	215	27	4	West Virginia	W(Car)-'21	0	0	4	0
18	Jalen Tolbert	WR	6-3	200	23	R	South Alabama	D3-'22	1	0	0	4
19	Brett Maher	K	6-0	190	32	4	Nebraska	FA-'22	5	0	0	0
20	Tony Pollard	RB	6-0	212	25	4	Memphis	D4a-'19	5	1	0	0
21	Ezekiel Elliott	RB	6-0	226	27	7	Ohio State	D1-'16	5	5	0	0
23	Rico Dowdle	RB	5-11	215	24	3	South Carolina	UDFA-'20	5	0	0	0
24	Israel Mukuamu	S	6-4	215	22	2	South Carolina	D6b-'21	4	2	0	1
25	Nahshon Wright	CB	6-4	190	24	2	Oregon State	D3c-'21	0	0	0	5
26	DaRon Bland	CB	5-11	200	23	R	Fresno State	D5b-'22	5	0	0	0
27	Jayron Kearse	S	6-4	227	28	7	Clemson	FA-'21	2	2	0	3
28	Malik Hooker	S	6-1	215	26	6	Ohio State	FA-'21	5	3	0	0
29	C.J. Goodwin	CB	6-3	195	32	7	California (PA)	PS(Cin)-'18	5	0	0	0
41	Markquese Bell	S	6-2	215	22	R	Florida A&M	UDFA-'22	3	0	0	2
42	Anthony Barr	LB	6-5	257	30	8	UCLA	FA-'22	5	2	0	0
50	Devin Harper	LB	6-0	240	24	R	Oklahoma State	D6-'22	3	0	0	2
54	Sam Williams	DE	6-4	270	23	R	Mississippi	D2-'22	5	0	0	0
55	Leighton Vander Esch	LB	6-4	255	26	5	Boise State	D1-'18	5	5	0	0
56	Dante Fowler	DE	6-3	260	28	8	Florida	FA-'22	5	0	0	0
57	Luke Gifford	LB	6-3	242	27	4	Nebraska	UDFA-'19	4	0	0	1
63	Tyler Biadasz	C	6-4	316	24	3	Wisconsin	D4b-'20	5	5	0	0
66	Connor McGovern	G	6-5	318	24	4	Penn State	D3-'19	3	3	0	2
68	Matt Farniok	C	6-5	316	25	2	Nebraska	D7-'21	5	2	0	0
70	Zack Martin	G	6-4	315	31	9	Notre Dame	D1-'14	5	5	0	0
71	Jason Peters	OL	6-4	328	40	18	Arkansas	FA-'22	2	0	0	1
72	Trysten Hill	DT	6-3	300	24	4	Central Florida	D2-'19	5	0	0	0
73	Tyler Smith	T	6-5	320	21	R	Tulsa	D1-'22	5	5	0	0
75	Josh Ball	T	6-8	320	24	2	Marshall	D4b-'21	2	0	3	0
78	Terence Steele	T	6-6	320	25	3	Texas Tech	UDFA-'20	5	5	0	0
79	Matt Waletzko	T	6-7	320	22	R	North Dakota	D5a-'22	3	0	1	1
81	Simi Fehoko	WR	6-4	218	24	2	Stanford	D5-'21	5	0	0	0
85	Noah Brown	WR	6-2	215	26	6	Ohio State	D7b-'17	5	5	0	0
86	Dalton Schultz	TE	6-5	255	26	5	Stanford	D4b-'18	4	4	0	1
87	Jake Ferguson	TE	6-5	252	23	R	Wisconsin	D4-'22	5	3	0	0
88	CeeDee Lamb	WR	6-2	197	23	3	Oklahoma	D1-'20	5	5	0	0
89	Peyton Hendershot	TE	6-4	250	23	R	Indiana	UDFA-'22	5	1	0	0
90	DeMarcus Lawrence	DE	6-3	255	30	9	Boise State	D2-'14	5	5	0	0
92	Dorance Armstrong	DE	6-4	270	25	5	Kansas	D4a-'18	5	3	0	0
96	Neville Gallimore	DT	6-2	315	25	3	Oklahoma	D3-'20	5	1	0	0
97	Osa Odighizuwa	DT	6-2	295	24	2	UCLA	D3a-'21	5	5	0	0
98	Quinton Bohanna	DT	6-4	330	23	2	Kentucky	D6a-'21	4	4	0	1
99	Chauncey Golston	DE	6-5	285	24	2	Iowa	D3b-'21	5	0	0	0
PRACTICE SQUAD												
16	Dontario Drummond	WR	6-1	212	25	R	Mississippi	UDFA-'22	0	0	0	0
17	Dennis Houston	WR	6-2	202	23	R	Western Illinois	UDFA-'22	2	0	0	0
30	Qadree Ollison	RB	6-0	232	26	4	Pittsburgh	Fa-'22	0	0	0	0
31	Tyler Coyle	S	6-0	210	24	1	Purdue	UDFA-'21	0	0	0	0
34	Malik Davis	RB	5-10	205	23	R	Florida	UDFA-'22	0	0	0	0
40	Juanyeh Thomas	S	6-1	215	22	R	Georgia Tech	UDFA-'22	0	0	0	0
45	Matt Overton	LS	6-1	243	37	10	Western Washington	FA-'22	1	0	0	0
46	Malik Jefferson	LB	6-2	235	25	4	Texas	FA-'22	0	0	0	0
49	Tucker Addington	LS	6-1	230	25	R	Sam Houston State	FA-'22	0	0	0	0
52	Mika Tafua	DE	6-3	250	25	R	Utah	FA-'22	0	0	0	0
60	Isaac Alarcon	T	6-6	315	24	1	Monterrey Tech	IPP-'20	0	0	0	0
64	Dakoda Shepley	G	6-4	290	27	2	British Columbia	FA-'22	0	0	0	0
65	Alec Lindstrom	C	6-3	300	25	R	Boston College	UDFA-'22	0	0	1	0
76	Aviante Collins	T	6-4	307	29	3	Texas Christian	FA-'21	0	0	0	0
80	Brandon Smith	WR	6-1	218	23	1	Iowa	UDFA-'21	0	0	0	0
84	Sean McKeon	TE	6-3	255	24	3	Michigan	UDFA-'20	1	0	0	0
91	Carlos Watkins	DT	6-3	305	28	6	Clemson	UFA(Hou)-'21	1	0	0	0
RESERVE/NON-FOOTBALL INJURY												
33	Damone Clark	LB	6-3	245	22	R	Louisiana State	D5c-'22	0	0	0	0
RESERVE/INJURED												
44	Jake McQuaide	LS	6-2	238	35	12	Ohio State	UFA(LAR)-'21	4	0	0	0
51	Devante Bond	LB	6-1	236	29	4	Oklahoma	FA-'21	0	0	0	0
77	Tyron Smith	T	6-5	307	31	12	Southern California	D1-'11	0	0	0	0
83	James Washington	WR	5-11	216	26	5	Oklahoma State	UFA (Pit)-'22	0	0	0	0
89	Ian Bunting	TE	6-7	257	26	1	California	FA-'21	0	0	0	0

2022 DALLAS COWBOYS NUMERICAL ROSTER

93	Tarell Basham	DE	6-4	260	28	6	Ohio	UFA(NYJ)-'21	1	0	0	0
----	---------------	----	-----	-----	----	---	------	--------------	---	---	---	---

2022 DALLAS COWBOYS POSITIONAL ROSTER

NO.	NAME	POS.	HT.	WT.	AGE	EXP.	COLLEGE	HOW ACQ.
QUARTERBACKS (3)								
4	Dak Prescott	QB	6-2	228	29	7	Mississippi State	D4b-'16
10	Cooper Rush	QB	6-3	224	28	5	Central Michigan	FA-'20
15	Will Grier	QB	6-1	215	27	4	West Virginia	W(Car)-'21
RUNNING BACKS (3)								
20	Tony Pollard	RB	6-0	212	25	4	Memphis	D4a-'19
21	Ezekiel Elliott	RB	6-0	226	27	7	Ohio State	D1-'16
23	Rico Dowdle	RB	5-11	215	24	3	South Carolina	UDFA-'20
WIDE RECEIVERS (6)								
9	KaVontae Turpin	WR	5-7	158	26	R	TCU	UDFA-'22
13	Michael Gallup	WR	6-1	205	26	5	Colorado State	D3-'18
18	Jalen Tolbert	WR	6-3	200	23	R	South Alabama	D3-'22
81	Simi Fehoko	WR	6-4	218	24	2	Stanford	D5-'21
85	Noah Brown	WR	6-2	215	26	6	Ohio State	D7b-'17
88	CeeDee Lamb	WR	6-2	197	23	3	Oklahoma	D1-'20
TIGHT ENDS (3)								
86	Dalton Schultz	TE	6-5	255	26	5	Stanford	D4b-'18
87	Jake Ferguson	TE	6-5	252	23	R	Wisconsin	D4-'22
89	Peyton Hendershot	TE	6-4	250	23	R	Indiana	UDFA-'22
OFFENSIVE LINE (9)								
63	Tyler Biadasz	C	6-4	316	24	3	Wisconsin	D4b-'20
66	Connor McGovern	G	6-5	318	24	4	Penn State	D3-'19
68	Matt Farniok	C	6-5	316	25	2	Nebraska	D7-'21
70	Zack Martin	G	6-4	315	31	9	Notre Dame	D1-'14
71	Jason Peters	OL	6-4	328	40	18	Arkansas	FA-'22
73	Tyler Smith	T	6-5	320	21	R	Tulsa	D1-'22
75	Josh Ball	T	6-8	320	24	2	Marshall	D4b-'21
78	Terence Steele	T	6-6	320	25	3	Texas Tech	UDFA-'20
79	Matt Waletzko	T	6-7	320	22	R	North Dakota	D5a-'22
DEFENSIVE LINE (9)								
54	Sam Williams	DE	6-4	270	23	R	Mississippi	D2-'22
56	Dante Fowler	DE	6-3	260	28	8	Florida	FA-'22
72	Trysten Hill	DT	6-3	300	24	4	Central Florida	D2-'19
90	DeMarcus Lawrence	DE	6-3	255	30	9	Boise State	D2-'14
92	Dorance Armstrong	DE	6-4	270	25	5	Kansas	D4a-'18
96	Neville Gallimore	DT	6-2	315	25	3	Oklahoma	D3-'20
97	Osa Odighizuwa	DT	6-2	295	24	2	UCLA	D3a-'21
98	Quinton Bohanna	DT	6-4	330	23	2	Kentucky	D6a-'21
99	Chauncey Golston	DE	6-5	285	24	2	Iowa	D3b-'21
LINEBACKERS (6)								
11	Micah Parsons	LB	6-3	248	23	2	Penn State	D1-'21
14	Jabril Cox	LB	6-3	240	24	2	Louisiana State	D4a-'21
42	Anthony Barr	LB	6-5	257	30	8	UCLA	FA-'22
50	Devin Harper	LB	6-0	240	24	R	Oklahoma State	D6-'22
55	Leighton Vander Esch	LB	6-4	255	26	5	Boise State	D1-'18
57	Luke Gifford	LB	6-3	242	27	4	Nebraska	UDFA-'19
DEFENSIVE BACKS (12)								
1	Kelvin Joseph	CB	5-11	200	22	2	Kentucky	D2-'21
2	Jourdan Lewis	CB	5-10	190	27	6	Michigan	D3-'17
3	Anthony Brown	CB	5-11	192	28	7	Purdue	D6a-'16
6	Donovan Wilson	S	6-0	205	27	4	Texas A&M	D6-'19
7	Trevon Diggs	CB	6-1	204	24	3	Alabama	D2-'20
24	Israel Mukuamu	S	6-4	215	22	2	South Carolina	D6b-'21
25	Nahshon Wright	CB	6-4	190	24	2	Oregon State	D3c-'21
26	DaRon Bland	CB	5-11	200	23	R	Fresno State	D5b-'22
27	Jayron Kearse	S	6-4	227	28	7	Clemson	FA-'21
28	Malik Hooker	S	6-1	215	26	6	Ohio State	FA-'21
29	C.J. Goodwin	CB	6-3	195	32	7	California (PA)	PS(Cin)-'18
41	Markquese Bell	S	6-2	215	22	R	Florida A&M	UDFA-'22
SPECIALISTS (2)								
5	Bryan Anger	P	6-3	214	34	11	California	FA-'21
19	Brett Maher	K	6-0	190	32	4	Nebraska	FA-'22

HOW THE COWBOYS WERE BUILT/CONTRACT STATUS

YEAR	DRAFT PICKS (39)	FREE AGENTS (14)	COLLEGE FREE AGENTS (5)	TRADES/WAIVERS (1)	PRACTICE SQUAD (1)
2011	T. Smith (1st) *				
2014	Z. Martin (1st) D. Lawrence (2nd)				
2016	E. Elliott (1st) D. Prescott (4th) A. Brown (6th)				
2017	J. Lewis (3rd) N. Brown (7th)				
2018	L. Vander Esch (1st) M. Gallup (3rd) D. Armstrong (4th) D. Schultz (4th-b)				C. Goodwin (PS Cin -'18)
2019	T. Hill (2nd) C. McGovern (3rd) T. Pollard (4th) D. Wilson (6th)	L. Gifford (UDFA-'19)			
2020	C. Lamb (1st) T. Diggs (2nd) N. Gallimore (3rd) T. Biadasz (4th-b)	C. Rush (FA-'20)	R. Dowdle (UDFA-'20) T. Steele (UDFA-'20)		
2021	M. Parsons (1st) K. Joseph (2nd) O. Odighizuwa (3rd-a) C. Golston (3rd-b) N. Wright (3rd-c) J. Cox (4th-a) J. Ball (4th-b) S. Fehoko (5th) Q. Bohanna (6th-a) I. Mukuamu (6th-b) M. Farniok (7th)	B. Anger (FA-'21) T. Basham (UFA NYJ -'21) * D. Bond (FA-'21) * I. Bunting (FA-'21) * M. Hooker (FA-'21) J. Kearse (FA-'21) J. McQuaide (UFA LAR -'21) *		W. Grier (W Car -'21)	
2022	T. Smith (1st) S. Williams (2nd) J. Tolbert (3rd) J. Ferguson (4th) D. Bland (5th) D. Clark (5th) & M. Waletzko (5th) D. Harper (6th)	A. Barr (FA-'22) D. Fowler (FA-'22) B. Maher (FA-'22) J. Peters (FA-'22) J. Washington (UFA Pit -'22) *	M. Bell (UDFA-'22) P. Hendershot (UDFA-'22) K. Turpin (UDFA-'22)		

Key: * Reserve/Injured, & Reserve/Non-Football Injury

CONTRACT STATUS

PLAYER	SIGNED THROUGH	PLAYER	SIGNED THROUGH	PLAYER	SIGNED THROUGH
Bryan Anger	2024	Jake Ferguson	2025	Jake McQuaide *	2022
Dorance Armstrong	2023	Dante Fowler	2022	Israel Mukuamu	2024
Josh Ball	2024	Neville Gallimore	2023	Osa Odighizuwa	2024
Anthony Barr	2022	Michael Gallup	2026	Micah Parsons	2024
Tarell Basham *	2022	Luke Gifford	2022	Jason Peters	2022
Markqese Bell	2024	Chauncey Golston	2024	Tony Pollard	2022
Tyler Biadasz	2023	C.J. Goodwin	2022	Dak Prescott	2024
DaRon Bland	2025	Will Grier	2022	Cooper Rush	2022
Quinton Bohanna	2024	Devin Harper	2025	Dalton Schultz	2022
Devante Bond *	2022	Peyton Hendershot	2024	Tyler Smith	2025
Anthony Brown	2022	Trysten Hill	2022	Tyron Smith *	2023
Noah Brown	2022	Malik Hooker	2023	Terence Steele	2022
Ian Bunting *	2023	Kelvin Joseph	2024	Jalen Tolbert	2025
Damone Clark &	2025	Jayron Kearse	2023	KaVontae Turpin	2024
Jabril Cox	2024	CeeDee Lamb	2023	Leighton Vander Esch	2022
Trevon Diggs	2023	DeMarcus Lawrence	2023	Matt Waletzko	2025
Rico Dowdle	2022	Jourdan Lewis	2023	James Washington *	2022
Ezekiel Elliott	2026	Brett Maher	2022	Sam Williams	2025
Matt Farniok	2024	Zack Martin	2024	Donovan Wilson	2022
Simi Fehoko	2024	Connor McGovern	2022	Nahshon Wright	2024

2022 DALLAS COWBOYS CONTRACT ANALYSIS

OFFENSE		2022	2023	2024	2025	2026	2027	2028
QB	Grier, Will			UFA				
	Prescott, Dak				UFA			
	Rush, Cooper		UFA					
RB	Dowdle, Rico		RFA	UFA				
	Elliott, Ezekiel						UFA	
	Pollard, Tony		UFA					
WR	Brown, Noah		UFA					
	Fehoko, Simi				UFA			
	Gallup, Michael						UFA	
	Lamb, CeeDee			OPTION	UFA			
	Tolbert, Jalen					UFA		
	Turpin, KaVontae				RFA	UFA		
	Washington, James*		UFA					
TE	Bunting, Ian*			RFA	UFA			
	Ferguson, Jake					UFA		
	Hendershot, Peyton				RFA	UFA		
	Schultz, Dalton		UFA					
OL	Ball, Josh				UFA			
	Biadasz, Tyler			UFA				
	Farniok, Matt				UFA			
	Martin, Zack				UFA			
	McGovern, Connor		UFA					
	Peters, Jason		UFA					
	Smith, Tyler					OPTION	UFA	
	Smith, Tyron*			UFA				
	Steele, Terence		RFA	UFA				
Waletzko, Matt					UFA			

DEFENSE		2022	2023	2024	2025	2026	2027	2028
DL	Armstrong, Dorance			UFA				
	Basham, Tarell*		UFA					
	Bohanna, Quinton				UFA			
	Fowler, Dante		UFA					
	Gallimore, Neville			UFA				
	Golston, Chauncey				UFA			
	Hill, Trysten		UFA					
	Lawrence, DeMarcus				UFA			
	Odighizuwa, Osa				UFA			
	Williams, Sam					UFA		
LB	Barr, Anthony		UFA					
	Bond, Devante*			UFA				
	Clark, Damone #					UFA		
	Cox, Jabril				UFA			
	Gifford, Luke		UFA					
	Harper, Devin					UFA		
	Parsons, Micah				OPTION	UFA		
Vander Esch, Leighton		UFA						
DB	Bell, MarQueese				RFA	UFA		
	Bland, DaRon					UFA		
	Brown, Anthony		UFA					
	Diggs, Trevon			UFA				
	Goodwin, C.J.		UFA					
	Hooker, Malik			UFA				
	Joseph, Kelvin				UFA			
	Kearse, Jayron			UFA				
	Lewis, Jourdan			UFA				
	Mukuamu, Israel				UFA			
	Wilson, Donovan		UFA					
Wright, Nahshon				UFA				

SPECIAL TEAMS		2022	2023	2024	2025	2026	2027	2028
ST	Anger, Bryan				UFA			
	Maher, Brett		UFA					
	McQuaide, Jake*		UFA					

- Player is under contract for season
- Player will be an exclusive rights free agent
- Player will be an unrestricted free agent
- Player will be a restricted free agent
- Player has a club option available

*-Reserve/Injured #-Reserve/PUP or NFI &-Reserve/Suspended

WHEN BUILT AND WHEN THEY GOT TO THE COWBOYS

1st Round (10)

[9] Tyron Smith (2011)*
[9] Anthony Barr (2014-MIN)
[16] Zack Martin (2014)
[3] Dante Fowler (2015-JAX)
[4] Ezekiel Elliott (2016)
[15] Malik Hooker (2017-IND)
[19] Leighton Vander Esch (2018)
[17] CeeDee Lamb (2020)
[12] Micah Parsons (2021)
[24] Tyler Smith (2022)

2nd Round (6)

[34] DeMarcus Lawrence (2014)
[60] James Washington (2018-PIT)*
[58] Trysten Hill (2019)
[51] Trevon Diggs (2020)
[44] Kelvin Joseph (2021)
[56] Sam Williams (2022)

3rd Round (11)

[70] Bryan Anger (2012-JAX)
[80] Tarell Basham (2017-IND)*
[92] Jourdan Lewis (2017)
[81] Michael Gallup (2018)
[90] Connor McGovern (2019)
[100] Will Grier (2019-CAR)
[82] Neville Gallimore (2020)
[75] Osa Odighizuwa (2021)
[84] Chauncey Golston (2021)
[99] Nahshon Wright (2021)
[88] Jalen Tolbert (2022)

4th Round (8)

[135] Dak Prescott (2016)
[116] Dorance Armstrong (2018)
[137] Dalton Schultz (2018)
[128] Tony Pollard (2019)
[146] Tyler Biadasz (2020)
[115] Jabril Cox (2021)
[138] Josh Ball (2021)
[129] Jake Ferguson (2022)

5th Round (4)

[179] Simi Fehoko (2021)
[155] Matt Waletzko (2022)
[167] DaRon Bland (2022)
[176] Damone Clark (2022)δ

6th Round (6)

[183] Devante Bond (2016-TB)*
[189] Anthony Brown (2016)
[213] Donovan Wilson (2019)
[192] Quinton Bohanna (2021)
[227] Israel Mukuamu (2021)
[193] Devin Harper (2022)

7th Round (3)

[244] Jayron Kearse (2016-MIN)
[239] Noah Brown (2017)
[238] Matt Farniok (2021)

Undrafted (11)

Jake McQuaide (2011-STL)*
Brett Maher (2013-NYJ)
C.J. Goodwin (2014-PIT)
Cooper Rush (2017)
Ian Bunting (2019-CHI)*
Luke Gifford (2019)
Rico Dowdle (2020)
Terence Steele (2020)
Markquese Bell (2022)
Peyton Hendershot (2022)
KaVontae Turpin (2022)

Key: * Reserve/Injured, δ Reserve/Non-Football Injury

WHEN THEY GOT TO THE COWBOYS

WHEN BUILT AND WHEN THEY GOT TO THE COWBOYS

2011 (1)

Tyron Smith, Round 1*

2014 (2)

Zack Martin, Round 1

DeMarcus Lawrence, Round 2

2016 (3)

Ezekiel Elliott, Round 1

Dak Prescott, Round 4

Anthony Brown, Round 6

2017 (2)

Jourdan Lewis, Round 3

Noah Brown, Round 7

2018 (5)

Leighton Vander Esch, Round 1

Michael Gallup, Round 3

Dorance Armstrong, Round 4

Dalton Schultz, Round 4

C.J. Goodwin, Practice Squad (CIN)

2019 (5)

Trysten Hill, Round 2

Connor McGovern, Round 3

Tony Pollard, Round 4

Donovan Wilson, Round 6

Luke Gifford, FA

2020 (7)

CeeDee Lamb, Round 1

Trevon Diggs, Round 2

Neville Gallimore, Round 3

Tyler Biadasz, Round 4

Rico Dowdle, UDFA

Cooper Rush, FA

Terence Steele, UDFA

2021 (19)

Micah Parsons, Round 1

Kelvin Joseph, Round 2

Chauncey Golston, Round 3

Osa Odighizuwa, Round 3

Nahshon Wright, Round 3

Josh Ball, Round 4

Jabril Cox, Round 4

Simi Fehoko, Round 5

Quinton Bohanna, Round 6

Israel Mukuamu, Round 6

Matt Farniok, Round 7

Bryan Anger, FA

Tarell Basham, UFA (NYJ)*

Devante Bond, FA*

Ian Bunting, FA*

Will Grier, Waivers (CAR)

Malik Hooker, FA

Jayron Kearse, FA

Jake McQuaide, UFA (STL)*

2022 (15)

Tyler Smith, Round 1

Sam Williams, Round 2

Jalen Tolbert, Round 3

Jake Ferguson, Round 4

DaRon Bland, Round 5

Damone Clark, Round 5

Matt Waletzko, Round 5

Devin Harper, Round 6

Anthony Barr, FA (MIN)

Markquese Bell, UDFA

Dante Fowler, FA (ATL)

Peyton Hendershot, UDFA

Brett Maher, FA

KaVontae Turpin, UDFA

James Washington, UFA (PIT)*

2022 TRANSACTIONS BY DATE

- Jan. 17 Signed **Isaac Alarcon, Devante Bond, Kyron Brown, Ian Bunting, Aviante Collins, Tyler Coyle, Ben DiNucci, Robert Foster, JaQuan Hardy, Braylon Jones, Nick Ralston, Brandon Smith** and **Ito Smith** as Reserve/Future.
- Jan. 19 Signed **Josiah Bronson** and **Austin Faoliu** as a Reserve/Future.
- Feb. 4 Signed **Chris Naggar** as a Reserve/Future.
- Feb. 9 Named **Robert Prince** wide receivers coach.
- March 8 Signed **Noah Brown** to a one-year extension. Designated **Dalton Schultz** franchise player.
- March 11 ... Released **Robert Foster, Blake Jarwin** and **Greg Zuerlein**. Waived **Reggie Robinson** and **Ito Smith**.
- March 14 ... Signed **Michael Gallup** to a five-year contract. Signed **DeMarcus Lawrence** to a one-year extension .
- March 16 ... Traded **Amari Cooper** to Cleveland.
- March 17 ... Signed **Dorance Armstrong**. Released **La'el Collins** post June-1 designation.
- March 18 ... Signed **Malik Hooker, Jake McQuaide** and **Leighton Vander Esch**.
- March 21 ... Re-signed **Luke Gifford**. **Dalton Schultz** signed franchise tag. Signed **Dante Fowler** and **James Washington**.
- March 23 ... Signed **Jeremy Sprinkle**.
- March 24 ... Signed **Bryan Anger** and **Carlos Watkins**.
- March 25 ... Signed **Jayron Kearse**.
- April 8 Signed **Ryan Nall**.
- April 14 Released **Hunter Niswander**.
- May 4 Released **Sewo Olonilua**.
- May 13 Signed **Markquese Bell, Daron Bland, Makaviest Bryant, Damone Clark, Malik Davis, Dontario Drummond, James Empey, Ty Fryfogle, Jonathan Garibay, Aaron Hansford, Devin Harper, Peyton Hendershot, Dennis Houston, Storey Jackson, Alec Lindstrom, John Ridgeway, Quandre Mosely, Jaquarii Roberson, Aaron Shampklin, Amon Simon, Tyler Smith, Mika Tafua, Isaac Taylor-Stuart, Juanyeh Thomas, La'Kendrick Van Zandt** and **Matt Waletzko**. Released **Chris Naggar**.
- May 17 Signed **Jalen Tolbert** and **Sam Williams**.
- May 20 Released **La'Kendrick Van Zandt**.
- June 8 Signed **Jake Ferguson**.
- July 8 Signed **Lirim Hajrullahu** and **Christian Sam** and placed **Devante Bond** on Reserve/Injured.
- July 14 Signed **Malik Jefferson** and released **JaQuan Hardy**.
- July 27 Placed **Damone Clark** on Active/NFI. Placed **Dontario Drummond, Michael Gallup, Aaron Hansford** and **Quandre Mosely** on PUP.
- July 28 Signed **KaVontae Turpin** and released **Nick Ralston**.
- July 29 Activated **Quandre Mosely** from PUP.
- Aug. 3 Activated **Aaron Hansford** from PUP, then released.
- Aug. 4 Activated **Dontario Drummond** from PUP. Signed **Anthony Barr** and placed him on Active/PUP.
- Aug. 9 Released **Jonathan Garibay** and signed **Brett Maher**.
- Aug. 15 Released **Austin Faoliu**, waived/injured **Kyron Brown, Ian Bunting, Ty Fryfogle** and **Ryan Nall**. Activated **Anthony Barr** from PUP.
- Aug. 23 Released **Lirim Hajrullahu, Quandre Mosely** and **Jaquarii Roberson**, waived/injured **Christian Sam** and placed **Jeremy Sprinkle** on Reserve/Injured.
- Aug. 30 Released **Isaac Alarcon, Josiah Bronson, Markaviest Bryant, Aviante Collins, Tyler Coyle, Malik Davis, Ben DiNucci, Dontario Drummond, James Empey, C.J. Goodwin, Will Grier, Storey Jackson, Malik Jefferson, Braylon Jones, Alec Lindstrom, Brett Maher, Sean McKeon, Jake McQuaide, Cooper Rush, Amon Simon, Brandon Smith, Mika Tafua, Juanyeh Thomas, T.J. Vasher** and **Carlos Watkins**. Waived/Injured **Aaron Shampklin** and **Isaac Taylor-Stuart**. Placed **Damone Clark** on Reserve/NFI.
- Aug. 31 Signed **Isaac Alarcon, Aviante Collins, Tyler Coyle, Malik Davis, Dontario Drummond, Will Grier, Malik Jefferson, Alec Lindstrom, Brett Maher, Sean McKeon, Cooper Rush, Brandon Smith, Mika Tafua, Juanyeh Thomas** and **Carlos Watkins** to the practice squad. Placed **Tyron Smith** and **James Washington** on Reserve/Injured and re-signed **C.J. Goodwin** and **Jake McQuaide**.
- Sept. 1 Signed **Qadree Ollison** and **Dakoda Shepley** to the practice squad.
- Sept. 5 Signed **Jason Peters** to the practice squad and released **Mika Tafua** from the practice squad.
- Sept. 17 Signed **Cooper Rush** and **Brett Maher** from the practice squad to the active roster. Placed **Tarell Basham** on Reserve/Injured and released **John Ridgeway**.
- Sept. 20 Released **Dennis Houston**.
- Sept. 22 Signed **Dennis Houston** and **Mika Tafua** to the practice squad.
- Sept 26 Signed **Jason Peters** from the practice squad to the active roster.
- Oct. 5 Placed **Jake McQuaide** on Reserve/Injured, signed **Will Grier** from the practice squad to the active roster and signed **Matt Overton** and **Tucker Addington** to the practice squad.

2022 TRANSACTIONS BY PLAYER

ADDINGTON, Tucker - LS

10/5..... Signed to practice squad

ALARCON, Isaac - T

1/17..... Signed as a Reserve/Future

8/30..... Released

8/31..... Signed to practice squad

ANGER, Bryan - P

3/24..... Signed

ARMSTRONG, Dorance - DE

3/17..... Signed

BARR, Anthony - LB

8/4..... Signed

8/15..... Activated from PUP

BASHAM, Tarell - DE

9/17..... Placed on Reserve/Injured

BELL, Markquese - S

5/13..... Signed

BOND, Devante - LB

1/17..... Signed as a Reserve/Future

7/8..... Placed on Reserve/Injured

BRONSON, Josiah - DT

1/19..... Signed as a Reserve/Future

8/30..... Released

BROWN, Kyron - CB

1/17..... Signed as a Reserve/Future

8/15..... Waived/injured

BROWN, Noah - WR

3/8..... Signed to a one-year extension

BRYANT, Markaviest - DE

5/13..... Signed

8/30..... Released

BUNTING, Ian - TE

1/17..... Signed as a Reserve/Future

8/15..... Waived/injured

CLARK, Damone - LB

7/27..... Placed on Active/NFI

8/30..... Placed on Reserve/NFI

COLLINS, Aviante - T

1/17..... Signed as a Reserve/Future

8/30..... Released

8/31..... Signed to practice squad

COLLINS, La'el - T

3/17..... Released (post-June 1)

COOPER, Amari - WR

3/16..... Traded to Cleveland

COYLE, Tyler - S

1/17..... Signed as a Reserve/Future

8/30..... Released

8/31..... Signed to practice squad

DAVIS, Malik - RB

5/13..... Signed

8/30..... Released

8/31..... Signed to practice squad

DINUCCI, Ben - QB

1/17..... Signed as a Reserve/Future

8/30..... Released

DRUMMOND, Dontario - WR

5/13..... Signed

7/27..... Placed on PUP

8/4..... Activated from PUP

8/30..... Released

8/31..... Signed to practice squad

EMPEY, James - C

5/13..... Signed

8/30..... Released

FOWLER, Dante - DE

3/21..... Signed

FRYFOGLE, Ty - WR

5/13..... Signed

8/15..... Waived/injured

FAOLI, Austin - DT

1/19..... Signed as a Reserve/Future

8/15..... Released

FOSTER, Robert - WR

1/17..... Signed as a Reserve/Future

3/11..... Released

GALLUP, Michael - WR

3/14..... Signed to a five-year contract

7/27..... Placed on PUP

GARIBAY, Jonathan - K

5/13..... Signed

8/9..... Released

GIFFORD, Luke - LB

3/21..... Re-signed

GOODWIN, C.J. - CB

8/30..... Released

8/31..... Signed

GRIER, Will - QB

8/30..... Released

8/31..... Signed to practice squad

10/5..... Signed to active roster

HAJRULLAHU, Lirim - K

7/8..... Signed

8/23..... Released

HANSFORD, Aaron - LB

5/13..... Signed

7/27..... Placed on PUP

8/3..... Passed physical and waived

HARDY, JaQuan - RB

1/17..... Signed as a Reserve/Future

7/14..... Released

HENDERSHOT, Peyton - TE

5/13..... Signed

HOOKER, Malik - S

3/18..... Signed

HOUSTON, Dennis - WR

5/13..... Signed

9/20..... Released

9/22..... Signed to practice squad

JACKSON, Storey - LB

5/13..... Signed

8/30..... Released

JARWIN, Blake - TE

3/11..... Released

JEFFERSON, Malik - LB

7/14..... Signed

8/30..... Released

8/31..... Signed to practice squad

JONES, Braylon - C

1/17..... Signed as a Reserve/Future

8/30..... Released

KEARSE, Jayron - S

3/25..... Signed

LAWRENCE, DeMarcus - DE

3/14..... Signed to a one-year extension

LINDSTROM, Alec - C

5/13..... Signed

8/30..... Released

8/31..... Signed to practice squad

MAHER, Brett - K

8/9..... Signed

8/30..... Released

8/31..... Signed to practice squad

9/17..... Signed to active roster

McKEON, Sean - TE

8/30..... Released

8/31..... Signed to practice squad

McQUAIDE, Jake - LS

3/18..... Signed

8/30..... Released

8/31..... Signed

10/5..... Placed on Reserve/Injured

MOSELY, Quandre - CB

5/13..... Signed

7/27..... Placed on PUP

7/29..... Activated from PUP

8/23..... Released

NAGGAR, Chris - K

2/4..... Signed as a Reserve/Future

5/13..... Released

NALL, Ryan - FB

4/8..... Signed

8/15..... Waived/injured

NISWANDER, Hunter - P

4/14..... Released

OLLISON, Qadree - RB

9/1..... Signed to practice squad

OLONILUA, Sewo - FB

5/4..... Released

OVERTON, Matt - LS

10/5..... Signed to practice squad

PETERS, Jason - T

9/5..... Signed to practice squad

9/26..... Signed

PRINCE, Robert

2/9..... Named Wide Receivers Coach

RALSTON, Nick - FB

1/17..... Signed as a Reserve/Future

7/28..... Released

RIDGEWAY, John - DT

9/17..... Released

ROBERSON, Jaquarii - WR

5/13..... Signed

8/23..... Released

ROBINSON, Reggie - CB

3/11..... Waived

RUSH, Cooper - QB

8/30..... Released

8/31..... Signed to practice squad

9/17..... Signed to active roster

SAM, Christian - LB

7/8..... Signed

8/23..... Waived/injured

SCHULTZ, Dalton - TE

3/8..... Designated Franchise Player

3/21..... Signed franchise tag

SHAMPKIN, Aaron - RB

5/13..... Signed

8/30..... Waived/Injured

SHEPLEY, Dakota - G

9/1..... Signed to practice squad

SIMON, Amon - T

5/13..... Signed

8/30..... Released

SMITH, Brandon - WR

1/17..... Signed as a Reserve/Future

8/30..... Released

8/31..... Signed to practice squad

SMITH, Ito - RB

1/17..... Signed as a Reserve/Future

3/11..... Waived

SMITH, Tyron - T

8/31..... Placed on Reserve/Injured

SPRINKLE, Jeremy - TE

3/23..... Signed

8/23..... Placed on IR

TAFUA, MIKA - DE

5/13..... Signed

8/30..... Released

8/31..... Signed to practice squad

9/5..... Released

9/22..... Signed to practice squad

TAYLOR-STUART, Isaac - CB

5/13..... Signed

8/30..... Waived/Injured

THOMAS, Juanyeh - S

5/13..... Signed

8/30..... Released

8/31..... Signed to practice squad

TURPIN, KaVontae - WR

7/28..... Signed

VAN ZANDT, La'Kendrick - S

5/13..... Signed

5/20..... Released

VANDER ESCH, Leighton - LB

3/18..... Signed

VASHER, T.J. - WR

8/30..... Released

WASHINGTON, James - WR

3/21..... Signed

8/31..... Placed on Reserve/Injured

WATKINS, Carlos - DT

3/24..... Signed

8/30..... Released

8/31..... Signed to practice squad

ZUERLEIN, Greg - K

3/11..... Released

2022 DALLAS COWBOYS STATISTICS

WON 4, LOST 1

9/11	L	3-19	Tampa Bay	93,797
9/18	W	20-17	Cincinnati	92,944
9/26	W	23-16	at N.Y. Giants	79,445
10/2	W	25-10	Washington	92,946
10/9	W	22-10	at L.A. Rams	74,154

2022 TEAM STATISTICS

	DAL	OPP.
FIRST DOWNS	79	90
Rushing	28	30
Passing	44	50
Penalty	7	10
Third Down-Made/Att	21/68	25/74
Third Down Efficiency	30.9%	33.8%
Fourth Down-Made/Att	4/7	2/5
Fourth Down Efficiency	57.1%	40.0%
TOTAL NET YARDS	1,490	1,557
Avg. Per Game	298.0	311.4
Total Plays	294	331
Avg. Per Play	5.1	4.7
NET YARDS RUSHING	579	588
Avg. Per Game	115.8	117.6
Total Rushes	138	125
Avg. Per Rush	4.2	4.7
NET YARDS PASSING	911	969
Avg. Per Game	182.2	193.8
Sacked/Yards Lost	9/62	20/128
Gross Yards	973	1,097
Attempts/Completions	147/86	186/116
Pct. of Completion	58.5%	62.4%
Had Intercepted	1	5
PUNTS/AVERAGE	26/45.9	22/46.2
Net Punting Average	41.4	40.1
PUNT RETURN/AVG.	6/12.3	11/6.9
KICKOFF RETURN/AVG.	5/20.2	1/18.0
INTERCEPTION RETURN/AVG.	5/2.8	1/15.0
PENALTIES/YARDS	32/250	34/278
FUMBLES/BALL LOST	3/1	4/2
TOUCHDOWNS	8	5
Rushing	3	1
Passing	4	4
Returns	1	0
EXTRA POINTS/ATTEMPTS	6/7	4/4
TWO POINT CONVERSION/ATT.	0/1	1/1
FIELD GOALS/ATTEMPTS	13/14	12/15
AVG. TIME OF POSSESSION	28:32	31:28

SCORE BY PERIODS	Q1	Q2	Q3	Q4	OT	PTS
TEAM	32	22	13	26	0	93
OPPONENTS	12	23	26	11	0	72

SCORING	TD	RU	PA	RT	PAT	FG	2PT	S	PTS
B. Maher	0	0	0	0	6/7	13/14	0	0	45
C. Lamb	2	0	2	0	0/0	0/0	0	0	12
T. Pollard	2	2	0	0	0/0	0/0	0	0	12
N. Brown	1	0	1	0	0/0	0/0	0	0	6
E. Elliott	1	1	0	0	0/0	0/0	0	0	6
M. Gallup	1	0	1	0	0/0	0/0	0	0	6
D. Lawrence	1	0	0	1	0/0	0/0	0	0	6
TEAM	8	3	4	1	6/7	13/14	0	0	93
OPPONENTS	5	1	4	0	4/4	12/15	1	0	72

2-Pt Conv: B. Anger 0, TM 0-1, OPP 1-1

SACKS: M. Parsons 6.0, D. Armstrong 4.0, D. Lawrence 3.0, D. Fowler 2.0, L. Vander Esch 1.0, N. Gallimore 1.0, O. Odighizuwa 1.0, J. Lewis 1.0, D. Wilson 1.0, TM 20.0, OPP 9.0

FUM/LOST: C. Rush 2/0, D. Schultz 1/1, TM 3/1, OPP 4/2

PASSING	ATT	CMP	YDS	CMP%	YDS/ATT	TD	TD%	INT	INT%	LONG	SACK/LOST	RATING
C. Rush	118	72	839	61.0	7.1	4	3.4	0	0.0	46	7/49	93.9
D. Prescott	29	14	134	48.3	4.6	0	0.0	1	3.4	22	2/13	47.2
TEAM	147	86	973	58.5	6.6	4	2.7	1	0.7	46	9.0/62	84.7
OPPONENTS	186	116	1,097	62.4	5.9	4	2.2	5	2.7	75t	20.0/128	74.6

RUSHING	NO.	YDS	AVG	LONG	TD
E. Elliott	81	305	3.8	27	1
T. Pollard	44	248	5.6	57t	2
D. Prescott	2	11	5.5	12	0
C. Rush	9	6	0.7	6	0
C. Lamb	1	6	6.0	6	0
K. Turpin	1	3	3.0	3	0
TEAM	138	579	4.2	57t	3
OPPONENTS	125	588	4.7	36t	1

RECEIVING	NO.	YDS	AVG	LONG	TD
C. Lamb	28	341	12.0	30t	2
N. Brown	19	279	14.0	45	1
D. Schultz	9	80	8.0	14	0
T. Pollard	7	71	10.0	46	0
M. Gallup	6	68	11.0	27	1
E. Elliott	5	27	5.0	31	0
D. Houston	2	16	8.0	11	0
S. Fehoko	3	24	8.0	12	0
J. Ferguson	3	20	6.0	8	0
P. Hendershot	3	43	14.0	29	0
J. Tolbert	1	4	4.0	4	0
TEAM	86	973	11.3	46	4
OPPONENTS	116	1,097	9.5	75t	4

INTERCEPTIONS	NO.	YDS	AVG	LONG	TD
T. Diggs	2	7	3.5	7	0
D. Bland	1	4	4.0	4	0
M. Hooker	1	3	3.0	3	0
D. Wilson	1	0	0.0	0	0
TEAM	5	14	2.8	7	0
OPPONENTS	1	15	15.0	15	0

PUNTING	NO.	YDS	AVG	NET	TB	IN	LG	B
B. Anger	26	1,193	45.9	41.4	2	13	67	0
TEAM	26	1,193	45.9	41.4	2	13	67	0
OPPONENTS	22	1,016	46.2	40.1	1	11	63	1

PUNT RETURNS	RET	FC	YDS	AVG	LONG	TD
K. Turpin	6	10	74	12.3	28	0
TEAM	6	10	74	12.3	28	0
OPPONENTS	11	9	76	6.9	20	0

KICKOFF RETURNS	NO.	YDS	AVG	LONG	TD
K. Turpin	5	101	20.2	24	0
TEAM	5	101	20.2	24	0
OPPONENTS	1	18	18.0	18	0

FIELD GOALS	1-19	20-29	30-39	40-49	50+
B. Maher	0/0	4/4	2/2	3/3	4/5
TEAM	0/0	4/4	2/2	3/3	4/5
OPPONENTS	0/0	2/2	1/2	6/7	3/4

B. Maher: (51) (54, 50) (26, 28, 59WL, 44) (53, 45, 28, 29) (33, 40, 36)

OPP: (44, 38, 36WL, 29, 47) (43, 50, 46) (47B, 42, 51, 51) (45) (29, 51WR)

2022 DALLAS COWBOYS DEFENSIVE STATISTICS

RNK	PLAYER	TKL	AST	TOTAL	SACKS/YDS	TFL/YDS	QBPR	FR	FF	INT/YDS	PD
1.	Wilson, Donovan	34	7	41	1.0/-11	1/-2	5			1/0	2
2.	Vander Esch, Leighton	22	14	36	1.0/-4		2				1
3.	Brown, Anthony	22	5	27		1/-1			1		2
4.	Hooker, Malik	15	9	24		1/-1				1/3	1
5.	Barr, Anthony	15	6	21		1/-4	3				
6.	Lewis, Jourdan	19	1	20	1.0/0						
7.	Lawrence, DeMarcus	14	5	19	3.0/-15	1/-1	15	1			
8.	Diggs, Trevon	15	0	15						2/7	9
9.	Parsons, Micah	9	4	13	6.0/-47	2/-3	18		1		
10.	Kearse, Jayron	7	4	11							
11.	Mukuamu, Israel	8	2	10			1				
12.	Odighizuwa, Osa	7	3	10	1.0/-4	3/-11	8				
13.	Armstrong, Dorance	7	1	8	4.0/-29		6		1		
14.	Bohanna, Quinton	2	4	6		2/-2					
15.	Williams, Sam	5	0	5		2/-5	4	1			1
16.	Gallimore, Neville	4	1	5	1.0/-9	1/-2	3				
17.	Hill, Trysten	3	2	5		1/-4	4				
18.	Bland, DaRon	3	1	4						1/4	1
19.	Golston, Chauncey	1	2	3			3				
20.	Fowler, Dante	2	0	2	2.0/-9	2/-3	9		1		1
21.	Bell, Markquese	1	0	1							
	Gifford, Luke	1	0	1							

Ast=Assist, TFL=Tackle for a Loss, QBPR=Pressures, Int=Interception, FR=Fumble Recovery, FF=Forced Fumble, PD=Pass Defense

2022 COWBOYS SPECIAL TEAMS							
RNK	PLAYER	S	A	TOT	FF	FR	BL
1.	Joseph, Kelvin	4	1	5			
2.	Goodwin, C.J.	1	1	2			
3.	Dowdle, Rico	1	0	1			
	Gifford, Luke	1	0	1			
	Hendershot, Peyton	1	0	1			
	Pollard, Tony	1	0	1			
7.	Armstrong, Dorance	0	0	0		2	

DEFENSIVE STATS BY RANK							
PRESSURES		SACKS		TACKLES FOR LOSS		INTERCEPTIONS	
PLAYER	NO	PLAYER	NO	PLAYER	NO	PLAYER	NO
1. M. Parsons	18	1. M. Parsons	6.0	1. O. Odighizuwa	3	1. T. Diggs	2
2. D. Lawrence	15	2. D. Armstrong	4.0	2. Q. Bohanna	2	2. D. Bland	1
3. D. Fowler	9	3. D. Lawrence	3.0	D. Fowler	2	M. Hooker	1
4. O. Odighizuwa	8	4. D. Fowler	2.0	M. Parsons	2	D. Wilson	1
5. D. Armstrong	6	5. N. Gallimore	1.0	S. Williams	2		

FORCED FUMBLES		FUMBLE RECOVERIES		PASSES DEFENSED	
PLAYER	NO	PLAYER	NO	PLAYER	NO
1. D. Armstrong	1	1. D. Lawrence	1	1. T. Diggs	9
A. Brown	1	S. Williams	1	2. A. Brown	2
D. Fowler	1			D. Wilson	2
M. Parsons	1			4. D. Bland	1
				D. Fowler	1

GAME-BY-GAME PLAYER PARTICIPATION

PLAYERS	TB	CIN	@ NYG	WAS	@ LAR	@ PHI	DET	CHI	@ GB	@ MIN	NYG	IND	HOU	@ JAX	PHI	@ TEN	@ WAS	GP	GS	DNP	I
	9/11	9/18	9/26	10/2	10/9	10/16	10/23	10/30	11/13	11/20	11/24	12/4	12/11	12/18	12/24	12/29	1/8				
Isaac Alarcon	PS	PS	PS	PS	PS	-	-	-	-	-	-	-	-	-	-	-	-	0	0	0	0
Bryan Anger	P	P	P	P	P	-	-	-	-	-	-	-	-	-	-	-	-	5	0	0	0
Dorance Armstrong	DE	P	DE	P	DE	-	-	-	-	-	-	-	-	-	-	-	-	5	3	0	0
Josh Ball	DNP	DNP	DNP	P	P	-	-	-	-	-	-	-	-	-	-	-	-	2	0	3	0
Anthony Barr	P	LB	P	LB	P	-	-	-	-	-	-	-	-	-	-	-	-	5	2	0	0
Tarell Basham	P	IR	IR	IR	IR	-	-	-	-	-	-	-	-	-	-	-	-	1	0	0	0
Markquese Bell	D	P	P	P	D	-	-	-	-	-	-	-	-	-	-	-	-	3	0	0	2
Tyler Biadasz	C	C	C	C	C	-	-	-	-	-	-	-	-	-	-	-	-	5	5	0	0
DaRon Bland	P	P	P	P	P	-	-	-	-	-	-	-	-	-	-	-	-	5	0	0	0
Quinton Bohanna	DT	DT	DT	DT	I	-	-	-	-	-	-	-	-	-	-	-	-	4	4	0	1
Devante Bond	IR	IR	IR	IR	IR	-	-	-	-	-	-	-	-	-	-	-	-	0	0	0	0
Anthony Brown	CB	CB	CB	CB	CB	-	-	-	-	-	-	-	-	-	-	-	-	5	5	0	0
Noah Brown	WR	WR	WR	WR	WR	-	-	-	-	-	-	-	-	-	-	-	-	5	5	0	0
Ian Bunting	IR	IR	IR	IR	IR	-	-	-	-	-	-	-	-	-	-	-	-	0	0	0	0
Damone Clark	R/NFI	R/NFI	R/NFI	R/NFI	R/NFI	-	-	-	-	-	-	-	-	-	-	-	-	0	0	0	0
Aviante Collins	PS	PS	PS	PS	PS	-	-	-	-	-	-	-	-	-	-	-	-	0	0	0	0
Jabril Cox	D	D	P	P	P	-	-	-	-	-	-	-	-	-	-	-	-	3	0	0	2
Tyler Coyle	PS	PS	PS	PS	PS	-	-	-	-	-	-	-	-	-	-	-	-	0	0	0	0
Malik Davis	PS	PS	PS	PS	PS	-	-	-	-	-	-	-	-	-	-	-	-	0	0	0	0
Trevon Diggs	CB	CB	CB	CB	CB	-	-	-	-	-	-	-	-	-	-	-	-	5	5	0	0
Rico Dowdle	P	P	P	P	P	-	-	-	-	-	-	-	-	-	-	-	-	5	0	0	0
Dontario Drummond	PS	PS	PS	PS	PS	-	-	-	-	-	-	-	-	-	-	-	-	0	0	0	0
Ezekiel Elliott	RB	RB	RB	RB	RB	-	-	-	-	-	-	-	-	-	-	-	-	5	5	0	0
Matt Farniok	P	LG	LG	P	P	-	-	-	-	-	-	-	-	-	-	-	-	5	2	0	0
Simi Fehoko	P	P	P	P	P	-	-	-	-	-	-	-	-	-	-	-	-	5	0	0	0
Jake Ferguson	P	TE	TE	P	TE	-	-	-	-	-	-	-	-	-	-	-	-	5	3	0	0
Dante Fowler	P	P	P	P	P	-	-	-	-	-	-	-	-	-	-	-	-	5	0	0	0
Neville Gallimore	P	P	P	P	DT	-	-	-	-	-	-	-	-	-	-	-	-	5	1	0	0
Michael Gallup	I	I	I	WR	P	-	-	-	-	-	-	-	-	-	-	-	-	2	1	0	3
Luke Gifford	P	P	D	P	P	-	-	-	-	-	-	-	-	-	-	-	-	4	0	0	1
Chauncey Golston	P	P	P	P	P	-	-	-	-	-	-	-	-	-	-	-	-	5	0	0	0
C.J. Goodwin	P	P	P	P	P	-	-	-	-	-	-	-	-	-	-	-	-	5	0	0	0
Will Grier	PS	DNP	DNP	DNP	DNP	-	-	-	-	-	-	-	-	-	-	-	-	0	0	4	0
Devin Harper	P	P	P	D	D	-	-	-	-	-	-	-	-	-	-	-	-	3	0	0	2
Peyton Hendershot	P	P	TE	P	P	-	-	-	-	-	-	-	-	-	-	-	-	5	1	0	0
Trysten Hill	P	P	P	P	P	-	-	-	-	-	-	-	-	-	-	-	-	5	0	0	0
Malik Hooker	P	S	S	S	P	-	-	-	-	-	-	-	-	-	-	-	-	5	3	0	0
Dennis Houston	P	P	PS	PS	PS	-	-	-	-	-	-	-	-	-	-	-	-	2	0	0	0
Malik Jefferson	PS	PS	PS	PS	PS	-	-	-	-	-	-	-	-	-	-	-	-	0	0	0	0
Kelvin Joseph	P	P	P	P	P	-	-	-	-	-	-	-	-	-	-	-	-	5	0	0	0
Jayron Kearse	S	I	I	I	S	-	-	-	-	-	-	-	-	-	-	-	-	2	2	0	3
CeeDee Lamb	WR	WR	WR	WR	WR	-	-	-	-	-	-	-	-	-	-	-	-	5	5	0	0
DeMarcus Lawrence	DE	DE	DE	DE	DE	-	-	-	-	-	-	-	-	-	-	-	-	5	5	0	0
Jourdan Lewis	NCB	P	NCB	DNP	NCB	-	-	-	-	-	-	-	-	-	-	-	-	4	3	1	0
Alec Lindstrom	PS	DNP	PS	PS	PS	-	-	-	-	-	-	-	-	-	-	-	-	0	0	1	0
Brett Maher	P	P	P	P	P	-	-	-	-	-	-	-	-	-	-	-	-	5	0	0	0
Zack Martin	RG	RG	RG	RG	RG	-	-	-	-	-	-	-	-	-	-	-	-	5	5	0	0
Connor McGovern	LG	I	I	LG	LG	-	-	-	-	-	-	-	-	-	-	-	-	3	3	0	2
Sean McKeon	PS	PS	P	PS	PS	-	-	-	-	-	-	-	-	-	-	-	-	1	0	0	0
Jake McQuaide	P	P	P	P	IR	-	-	-	-	-	-	-	-	-	-	-	-	4	0	0	0
Israel Mukuamu	D	S	P	S	P	-	-	-	-	-	-	-	-	-	-	-	-	4	2	0	1
Osa Odighizuwa	DT	DT	DT	DT	DT	-	-	-	-	-	-	-	-	-	-	-	-	5	5	0	0
Matt Overton	A	A	A	A	P	-	-	-	-	-	-	-	-	-	-	-	-	1	0	0	0
Micah Parsons	LB	LB	DE	DE	LB	-	-	-	-	-	-	-	-	-	-	-	-	5	5	0	0
Jason Peters	PS	PS	P	P	I	-	-	-	-	-	-	-	-	-	-	-	-	2	0	0	1
Tony Pollard	RB	P	P	P	P	-	-	-	-	-	-	-	-	-	-	-	-	5	1	0	0
Dak Prescott	QB	I	I	I	I	-	-	-	-	-	-	-	-	-	-	-	-	1	1	0	4
John Ridgeway	D	A	A	A	A	-	-	-	-	-	-	-	-	-	-	-	-	0	0	0	1
Cooper Rush	P	QB	QB	QB	QB	-	-	-	-	-	-	-	-	-	-	-	-	5	4	0	0
Dalton Schultz	TE	TE	I	TE	TE	-	-	-	-	-	-	-	-	-	-	-	-	4	4	0	1
Brandon Smith	PS	PS	PS	PS	PS	-	-	-	-	-	-	-	-	-	-	-	-	0	0	0	0
Tyler Smith	LT	LT	LT	LT	LT	-	-	-	-	-	-	-	-	-	-	-	-	5	5	0	0
Tyron Smith	IR	IR	IR	IR	IR	-	-	-	-	-	-	-	-	-	-	-	-	0	0	0	0
Terence Steele	RT	RT	RT	RT	RT	-	-	-	-	-	-	-	-	-	-	-	-	5	5	0	0
Mika Tafua	A	A	PS	PS	PS	-	-	-	-	-	-	-	-	-	-	-	-	0	0	0	0
Juanyeh Thomas	PS	PS	PS	PS	PS	-	-	-	-	-	-	-	-	-	-	-	-	0	0	0	0
Jalen Tolbert	D	D	P	D	D	-	-	-	-	-	-	-	-	-	-	-	-	1	0	0	4
KaVontae Turpin	P	P	P	P	P	-	-	-	-	-	-	-	-	-	-	-	-	5	0	0	0
Leighton Vander Esch	LB	LB	LB	LB	LB	-	-	-	-	-	-	-	-	-	-	-	-	5	5	0	0
Matt Waletzko	P	P	P	D	DNP	-	-	-	-	-	-	-	-	-	-	-	-	3	0	1	1
James Washington	IR	IR	IR	IR	IR	-	-	-	-	-	-	-	-	-	-	-	-	0	0	0	0
Carlos Watkins	PS	PS	PS	PS	P	-	-	-	-	-	-	-	-	-	-	-	-	1	0	0	0
Sam Williams	P	P	P	P	P	-	-	-	-	-	-	-	-	-	-	-	-	5	0	0	0
Donovan Wilson	S	S	S	S	S	-	-	-	-	-	-	-	-	-	-	-	-	5	5	0	0
Nahshon Wright	D	D	D	D	D	-	-	-	-	-	-	-	-	-	-	-	-	0	0	0	5

LEGEND:
 Position abbreviation indicated start, P=Played, D=Inactive, DNP=Did Not Play, I=Inactive/Injured, R/NFI=Reserve/Non-Football Injury, A=Not on Roster, PS=Practice Squad, IR=Reserve/Injured, ^=With Other Team



NON-MEDIA GUIDE BIOS



2022 NON-MEDIA GUIDE BIOS

EVAN HARRINGTON
Offensive Assistant

Colorado
NFL: 3rd Year • Cowboys: 1st Year



HARRINGTON'S COACHING HISTORY
2012..... Colorado, GA/RBs
2015-17 Winterthur (Switzerland), HC
2018..... Independence CC, RBs
2019-20 Washington Commanders, Off. Asst.
2021..... North Carolina Central, TEs

Evan Harrington joined the Dallas Cowboys in 2022 and will serve as an offensive assistant, working closely with Head Coach Mike McCarthy and Offensive Coordinator Kellen Moore in his role.

In 2021 Harrington served as the tight ends coach at North Carolina Central, and under Harrington's tutelage, Isiah Macklin earned third-team All-Mid-Eastern Athletic Conference and was selected to play in the 2022 HBCU Legacy Bowl after finishing fourth on the team with 16 receptions for 201 yards and a touchdown.

From 2019-21, Harrington worked for the Washington Commanders as an offensive assistant and the assistant director of player engagement. As an offensive assistant, he worked with the running backs and offensive

line, helping Adrian Peterson to 1,040 scrimmage yards as the lead back in 2019 and aiding in the development of Antonio Gibson during his rookie season in 2020. As the assistant director of player engagement, Harrington was responsible for helping guide the development and education of players as it pertains to both their personal and professional lives along with assisting rookie classes with acclimating themselves to the life of the NFL.

In 2018 Harrington was the running backs coach and run game coordinator at Independence Community College in Independence, Kansas, leading the Pirates to 147.7 rushing yards-per-game.

Harrington served as the head coach of the Winterthur Warriors from 2015-17 in the Swiss Football League after playing running back and linebacker for the Frankfurt Galaxy (2014) and the Basel Gladiators (2013).

Before playing in Europe, he was an assistant coach at Clayton Valley Charter High School and the College of the Canyons, also spending time as a strength and conditioning intern at the College of the Canyons. Harrington began his coaching career at Colorado, coaching running backs and fullbacks as a graduate assistant in 2012.

Harrington played linebacker and fullback at Colorado from 2010-11, tallying seven special teams tackles and rushing twice for three yards with seven catches for 41 yards and a touchdown in his Buffaloes career.

Harrington graduated from Colorado with a degree in sociology, ethnic studies and communications.

Evan Harrington – Born February 6, 1989, Washington, D.C. College Coach: Colorado 2012, Independence Community College 2018, North Carolina Central 2021. Pro Coach: Washington Commanders 2019-20. Joined the Dallas Cowboys in 2022.

TUCKER ADDINGTON
49 • Long Snapper

6-1 • 230 • 7/16/97
Sam Houston State • FA-'22
NFL: Rookie • Cowboys: Rookie



TRANSACTION SUMMARY:

10/5/22: Signed with Dallas as a free agent.

2022 (USFL):

- Played for the Houston Gamblers of the United States Football League (USFL) after being selected in the sixth round of the inaugural 2022 supplemental USFL Draft, snapping in all 10 games for the team.

COLLEGE:

- Spent his entire collegiate career at Sam Houston State (2016-19) where he played in 48 games over four seasons and tallied eight tackles and two fumble recoveries on special teams, serving as the teams long snapper.

PERSONAL:

- Attended Canyon High School in New Braunfels, Texas, where he was a two-year starter.
- Worked as an assistant coach at Texas Long Snapping in 2020 and 2021 - a year-round instructional camp specializing in teaching players "the science of football long snapping," before signing with the USFL and the Cowboys.



PRO: The Dallas Cowboys signed a proven veteran presence in linebacker Anthony Barr midway through training camp in 2022, giving the team a versatile and experienced athlete who can also help bring along some of the younger players on the defense. Barr, originally a first round (ninth overall) pick in the 2014 NFL Draft, has started all 98 games played in his pro career, totaling 613 tackles, 17.5 sacks, five interceptions, 39 tackles for loss, 35 pass breakups, eight forced fumbles and seven fumble recoveries. He joins a linebacker rotation coached by his former defensive coordinator in Minnesota, George Edwards, and should compete immediately for playing time in multiple defensive packages.

TRANSACTION SUMMARY:

- 8/4/22:** Signed with Dallas as a free agent.
- 3/13/19:** Signed a five-year contract extension with Minnesota.
- 5/1/17:** Minnesota exercised the fifth-year option on his rookie contract.
- 5/8/14:** Drafted in the first round (ninth overall) by Minnesota.

2021 (Minnesota):

- Started all 11 games he appeared in, totaling 72 tackles, 2.5 sacks, three interceptions, two fumble recoveries and five passes defended.
- Inactive for opening four games of the season, starting against Detroit (10/10) and tallying four tackles in his return to the field.
- Notched six stops against Dallas (10/31), adding a fumble recovery and a pass breakup.
- Registered seven tackles and a career-high two interceptions against the LA Rams (12/26).

2020 (Minnesota):

- Started the first two games of the season before suffering a season-ending injury.
- Recorded six tackles in the season opener against Green Bay (9/13), before he was injured in Week 2 at Indianapolis (9/20) and placed on Reserve/Injured.

2019 (Minnesota):

- Started all 14 games played, finishing with 96 total tackles (72 solo) and tied his single-season career high with seven breakups.
- Made his 75th career start in his 75th career game at the N.Y. Giants (10/6), notching his second career interception and first career safety.
- Had eight tackles in the Wild Card win at New Orleans (1/5/20).
- Recorded the first postseason forced fumble and fumble recovery of his career in the Divisional Round at San Francisco (1/11/20) while also making eight tackles.

2018 (Minnesota):

- Named to his fourth-consecutive Pro Bowl, starting all 13 games he played and tallying 71 tackles, eight tackles for loss and 3.0 sacks.
- Inactive in Week 8 against New Orleans (10/28), snapping a streak of 41 consecutive regular season games started.
- Wrapped up 2.0 sacks against Miami (12/16), the first multi-sack game of his career.

2017 (Minnesota):

- Was a key cog to a defense that ranked first in both yards-per-game (275.9) and points allowed (15.8) in 2017 - the first time the Vikings had the No. 1 NFL defense since 1993 - totaling 98 tackles and starting all 16 games for the second straight season, earning his third straight Pro Bowl appearance.
- Snagged his second career interception - first in the playoffs - in the Vikings Divisional Round defeat of New Orleans (1/14/18), adding four tackles and a tackle for loss.

2016 (Minnesota):

- Earned his second Pro Bowl berth and totaled 91 tackles, four tackles for loss, 2.0 sacks, five breakups, one forced fumble and one fumble recovery while starting all 16 games for the first time in his career.
- Totaled a season-best 11 tackles, one tackle for loss and a sack at Carolina (9/25).

2015 (Minnesota):

- Started 14 games played and helped the Vikings defense rank fifth in scoring (18.9), earning his first Pro Bowl berth after tallying 80 tackles, 3.5 sacks, six tackles for loss, three forced fumbles, one interception and seven pass breakups.
- Had 12 tackles in Week 1 at San Francisco (9/14), then recorded his first career interception at Denver (10/4).
- In the NFC North-clinching win at Green Bay (1/3), tallied five stops, two tackles for loss, a sack and a pass breakup on Aaron Rodgers' last-second Hail Mary.
- Started the Wild Card playoff game against Seattle (1/10/16), recording four tackles.

2014 (Minnesota):

- Started all 12 games he played and ended the season ranked fourth on team with 99 tackles, sixth-most in Vikings history by a rookie.
- Named NFC Defensive Player of the Week at Tampa Bay (10/26), recording nine tackles, a sack, one forced fumble and one fumble recovery, while also scoring the game-winning touchdown in overtime on a 27-yard fumble return.

COLLEGE:

- Shifted to linebacker midway through his collegiate career after playing running back in his first two years, starting 37-of-51 career games and finishing sixth in UCLA history with 41.5 tackles for loss and tied for sixth all-time with 23.5 sacks.
- UCLA defensive MVP, team captain and a finalist for Butkus, Lombardi and Bednarik Awards as a senior, starting all 13 games in 2013 and recording 65 tackles, 20 tackles for loss, 10.0 sacks and five forced fumbles.
- Started at outside linebacker in all 14 games in 2012 and was named second-team All-America and first-team All-Pac 12, leading the team with 13.5 sacks and 21.5 tackles for loss while also finishing second on the team with 83 tackles.
- Appeared in 12 games with seven starts at running back and also saw action on special teams as a sophomore in 2011.
- Saw action in all 12 games with four starts as a freshman running back in 2010, earning the team rookie of the year award.

PERSONAL:

- Rated the No. 5 athlete by Rivals.com despite missing his senior season with an ankle injury and played for Loyola High School in Los Angeles, Calif.
- As a junior, he earned first-team All-State Underclass honors after rushing for 1,890 yards and 20 touchdowns.
- Father, Tony Brooks, was a fourth-round draft pick as a running back by the Philadelphia Eagles in 1992 out of Notre Dame, and he has three uncles who also played in the NFL.

BARR'S NFL TOTALS

Year Team	GP-GS	DEFENSE								INTERCEPTIONS					FUMBLES REC				
		ST	AT	TT	Sks-Yds	Tk/Ls	QB Prs	PBU	FF	No	Yds	Avg	Lg	TD	No	Yds	Avg	Lg	TD
2014 Minnesota	12-12	72	27	- 99	4.0(-23)	4(-7)	13	3	2	0	0	0.0	0	0	3	29	9.7	27t	1
2015 Minnesota	14-14	61	19	- 80	3.5(-20)	4(-15)	12	7	3	1	32	32.0	32	0	0	0	0.0	0	0
2016 Minnesota	16-16	61	30	- 91	2.0(-15)	3(-5)	20	5	1	0	0	0.0	0	0	1	0	0.0	0	0
2017 Minnesota	16-16	75	23	- 98	1.0(-11)	8(-22)	4	6	0	0	0	0.0	0	0	0	0	0.0	0	0
2018 Minnesota	13-13	48	23	- 71	3.0(-22)	5(-12)	13	2	1	0	0	0.0	0	0	0	0	0.0	0	0
2019 Minnesota	14-12	72	24	- 96	1.5(-13)	5(-11)	16	7	1	1	2	2.0	2	0	1	19	19.0	19	0
2020 Minnesota	2-2	6	0	- 6	0.0(0)	0(0)	0	0	0	0	0	0.0	0	0	0	0	0.0	0	0
2021 Minnesota	11-11	38	34	- 72	2.5(-17)	2(-3)	6	5	0	3	11	3.7	8	0	2	0	0.0	0	0
Totals	98-98	425	188	- 613	17.5(-121)	31(-75)	84	35	8	5	45	9.0	32	0	7	48	6.9	27t	1
Playoffs																			
2015 Minnesota	1-1	4	1	- 5	0.0(0)	0(0)	1	0	0	0	0	0.0	0	0	0	0	0.0	0	0
2017 Minnesota	2-2	4	3	- 7	0.0(0)	1(-1)	1	1	0	1	18	18.0	18	0	0	0	0.0	0	0
2019 Minnesota	2-2	13	3	- 16	0.0(0)	1(-1)	0	0	1	0	0	0.0	0	0	1	0	0.0	0	0
Totals	5-5	21	7	- 28	0.0(0)	2(-2)	2	1	1	1	18	18.0	18	0	1	0	0.0	0	0

BARR'S SACKS BY QUARTERBACK (17.5 total)

Matt Ryan	3.0	Robert Griffin III	1.0
Justin Fields	2.0	Cam Newton	1.0
Ryan Tannehill	2.0	Philip Rivers	1.0
Matt Stafford	1.5	Aaron Rodgers	1.0
Drew Brees	1.0	Russell Wilson	1.0
Joe Flacco	1.0	Sam Darnold	0.5
Mike Glennon	1.0	Dwayne Haskins	0.5

SINGLE-GAME HIGHS

- Total Tackles** – 13 vs. Baltimore, 10/22/17
Playoffs – 8, twice, last at San Francisco, 1/11/20
- Solo Tackles** – 10, three times, last vs. Baltimore, 10/22/17
Playoffs – 7 at New Orleans, 1/5/20
- Sacks** – 2.0 vs. Miami, 12/16/18
- Forced Fumble** – 2 at Atlanta, 11/29/15
Playoffs – 1 at San Francisco, 1/11/20

BRETT MAHER

19 • Kicker

6-0 • 190 • 11/21/89
Nebraska • FA-22
NFL: 4th Year • Cowboys: 3rd Year
Games/Starts: 2021-8/0; Career-37/0
Postseason: 2021-0/0; Career-0/0

PRO: The Dallas Cowboys brought in a familiar face to provide training camp competition to Lirim Hajrullahu when they signed Brett Maher on Aug. 9. Maher, who kicked for Dallas from 2018-19, spent the 2021 season with the New Orleans Saints, where he made 16-of-18 field goal attempts for a career-high 88.9% field goal percentage. In two seasons with the Cowboys, Maher made 49-of-66 field goals (74.2%) and holds the club record for the longest made field goal, a 63-yarder against Philadelphia (10/20/19). Following his departure from Dallas toward the end of the 2019 season, Maher spent time with four other teams in 2020 - the N.Y. Jets, Washington, Houston and Arizona - before landing in New Orleans at the beginning of 2021. He was released two weeks into the season before signing to the Saints practice squad and being activated for the final eight games of the season.

TRANSACTION SUMMARY:

- 8/9/22:** Signed with Dallas as a free agent.
- 2/22/22:** Waived by New Orleans.
- 8/10/21:** Signed with New Orleans, released (8/21), signed to the Saints practice squad (11/16) and activated (11/19).
- 1/5/21:** Signed with Arizona as a Future and released (3/20).
- 10/12/20:** Signed to Houston's practice squad, waived (12/14) and signed to Arizona's practice squad (12/25).
- 9/10/20:** Signed to Washington's practice squad and waived (9/30).
- 12/9/19:** Waived by Dallas, signed with the N.Y. Jets as a Future (12/31) and released (8/31/20).
- 4/4/18:** Signed with Dallas.
- 3/20/17:** Signed with Cleveland and released (5/2).
- 8/27/13:** Waived by Dallas.
- 5/12/13:** Signed with the N.Y. Jets as a rookie free agent, released (7/23) and signed with Dallas (8/11).

2021 (Arizona/New Orleans):

- Signed a Futures contract with Arizona following the 2020 season and was released in March.
- Signed with the New Orleans Saints in the middle of training camp in 2021 before he was released.
- Signed to the Saints practice squad in mid-November and was activated for the final eight games of the season, where he made 16-of-18 field goal attempts for a career-best 88.9 field goal percentage. Also converted 10-of-12 PATs on the year.
- Knocked down all three field goal attempts at Tampa Bay (12/19) as he was the only person to score in the 9-0 win. Tied his season-long with a 42-yard field goal while two of his four kickoffs went for touchbacks.
- Registered a season-high four field goals on four attempts against Carolina (1/2/22), but missed his lone PAT try.

2020 (N.Y. Jets/Washington/Houston/Arizona):

- Signed a Futures contract with the N.Y. Jets following the 2019 season and was released following training camp.
- Spent the rest of the season on the practice squads of the Washington Commanders, Houston Texans and Arizona Cardinals.

2019 (Dallas):

- Played in 13 games, making 20-of-30 field goals (66.7%) and all 36 of his extra points, before he was released after the Week 14 game at Chicago. Had touchbacks on 55.4% of his kickoffs while allowing an average of 21.4 yards-per-return.

- Attempted and made a career-high five PATs while forcing a touchback on four-of-six kickoffs in the win against the N.Y. Giants (9/8).
- Went three-of-four on field goals at the N.Y. Jets (10/13) while tying his former record for the longest field goal in Cowboys history, a 62-yarder at the end of the first half.
- Named NFC Special Teams Player of the Week after connecting on a 63-yard field goal against Philadelphia (10/20) - longest in franchise history and tied for the third-longest in NFL history - to close out the first half. Became the first player in NFL history with three field goals from 60-plus yards and the first to make a 60-yard field goal in consecutive games. Was true on all three field goals and four PATs in the win.
- Was three-of-four on field goals at New England (11/24) for his ninth career game with at least three made field goals - good for fifth-most in team history - fourth such game of the season.

2018 (Dallas):

- Played in all 16 games and was true on 29-of-36 field goals (80.6), including a club-record 62-yarder, 32-of-33 PATs and had touchbacks on 67.5% of his kickoffs while allowing an average of 26.5 yards-per-return.
- Made his NFL debut in the opener at Carolina (9/9) and missed his first career field goal attempt (47 yards).
- Converted his first career field goals (37 and 29) and his first career PATs (two) in the home opener against the N.Y. Giants (9/16).
- Had his first make from 50 yards (50), along with a 35-yarder and his lone PAT try at Seattle (9/23).
- Earned NFC Special Teams Player of the Week against Detroit (9/30) after hitting all four field goals (32,43,22,38) with the 38-yarder coming as time expired to give Dallas the comeback win.
- Had his second game-winner of the season, hitting a 42-yarder with 0:00 on the clock at Atlanta (11/18).
- Hit a 62-yard field goal (tied for ninth-longest in NFL history) in the game against Philadelphia (12/9). Also had his first career special teams tackle (an assist).
- Named NFC Special Teams Player of the Week for his performance against Tampa Bay (12/23), drilling a 59-yarder (second in his career and team history), along with a 20-yarder and two PATs.

2017 (Cleveland):

- Was briefly with Cleveland but was released following the NFL Draft and spent the year out of football.

2016 (CFL):

- Made 41-of-50 field goal attempts and averaged 45.9 yards-per-punt for the Hamilton Tiger Cats.

2015 (CFL):

- Suffered a hip injury and missed all but four games for Ottawa in 2015.

2014 (CFL):

- Played in the preseason for the Winnipeg Blue Bombers but was released prior to the start of the season.
- Signed with Ottawa, and was named the CFL's Special Teams Player of the Week after going six-of-six on field goals.

2013 (N.Y. Jets/Dallas):

- Signed with the N.Y. Jets as an undrafted free agent but was released prior to the start of camp.
- Went to training camp with the Cowboys, was released and spent 2013 out of football.

COLLEGE:

- Finished his Nebraska career connecting on 39-of-50 field goals (78.0%) with 219 points, while booting 120 punts for a 43.2-yard average and dropping 43 inside the 20-yard line.
- As a senior in 2012 went 20-of-27 on field goals and punted 61 times for a 41.8-yard average with 18 inside the 20-yard line and a long of 69 yards.
- In 2011 became the first Big Ten specialist to be named the All-Conference kicker and punter in the same year since 2001, connecting on 19-of-23 field goals and averaging 44.5 yards-per-punt, the sixth-highest single-season average in school history.

PERSONAL:

- Earned first-team all-state honors at Kearney, Neb., High School, making eight-of-14 field goals and averaging 41.2 yards-per-punt as a senior, while also playing wide receiver and recording 775 receiving yards with 10 touchdowns.
- Majored in secondary education-mathematics at Nebraska.
- Has a wife, Jenna, and two daughters, Maela and Laekyn.

COMMUNITY:

- 2018-19 Dallas Cowboys U High School Camp.
- 2019 Dallas Cowboys Draft Day/Fan Appreciation Party.
- 2019 Celebrity Chef, Taste of the Cowboys Youth Cooking Challenge.
- Annual Team Holiday Hospital Visits.
- Kickoff Luncheon and Dallas Cowboys Family Cookbook benefiting Happy Hill Farm.
- Make-A-Wish Foundation of North Texas.
- Salvation Army Angel Tree Christmas Program.

MAHER'S NFL TOTALS

Year Team	GP-GS	SCORING									
		FGM	FGA	Pct	Long	Blk	XP	XPA	Pct	Blk	Points
2018 Dallas	16-0	29	36	80.6	62	1	32	33	96.6	0	119
2019 Dallas	13-0	20	30	66.7	63	1	36	36	100.0	0	96
2021 New Orleans	8-0	16	18	88.9	42	0	10	12	83.3	0	58
Totals	37-0	65	84	77.4	63	2	78	81	96.3	0	273
Playoffs											
2018 Dallas	2-0	1	2	50.0	39	2	5	5	100.0	0	8
Year Team	GP-GS	FIELD GOAL ACCURACY									
		10-19	Pct	20-29	Pct	30-39	Pct	40-49	Pct	50+	Pct
2018 Dallas	16-0	0-0	0.0	10-10	100.0	6-8	75.0	7-11	63.6	6-7	85.7
2019 Dallas	13-0	0-0	0.0	9-9	100.0	6-8	75.0	1-5	20.0	4-8	50.0
2021 New Orleans	8-0	0-0	0.0	4-4	100.0	8-9	88.9	4-4	100.0	0-1	0.0
Totals	37-0	0-0	0.0	23-23	100.0	20-25	80.0	12-20	60.0	10-16	62.5
Playoffs											
2018 Dallas	2-0	0-0	0.0	0-0	0.0	1-1	100.0	0-0	0.0	0-1	0.0

SINGLE-GAME HIGHS

- Long Field Goal** – 62 vs. Philadelphia, 12/9/18
- Field Goals Made** – 4 vs. Detroit, 9/30/18 and vs. Jacksonville, 10/14/18
- Field Goals Attempted** – 4 vs. Detroit, 9/30/16, vs. Jacksonville, 10/14/18 and vs. Philadelphia, 12/9/18
- PATs Made** – 4 vs. Jacksonville, 10/14/18 and vs. Washington, 11/22/18



PRO: The Dallas Cowboys signed Matt Overton in October of 2022 after veteran long snapper Jake McQuaide suffered a season-ending triceps injury. Overton comes to Dallas with 126 games of experience and 21 total special teams tackles across four NFL teams in his nine-year career. He will offer a seasoned presence to help stabilize a very accomplished special teams unit.

TRANSACTION SUMMARY:

- 10/5/22** Signed to Dallas' practice squad as a free agent.
- 8/16/21:** Signed with the LA Chargers.
- 10/12/20:** Signed to Tennessee's practice squad then signed to the active roster (11/28).
- 9/1/19 :** Released by Jacksonville and signed with the LA Chargers (11/15), then released (11/18).
- 10/12/18:** Re-signed with Jacksonville.
- 5/1/17:** Released by Indianapolis and signed with Jacksonville (8/3).
- 3/3/15 :** Signed a contract extension with Indianapolis.
- 4/2/12 :** Signed with Indianapolis.
- 2/10/10:** Signed with Seattle, waived (3/15), re-signed (4/28) and waived (8/4).

2021 (LA Chargers):

- Signed with the LA Chargers and handled the snapping duties in all 17 regular season games and added two special teams tackles.

2020 (Tennessee):

- Handled all snapping duties for Tennessee over the final nine games of the regular season after signing to the Titans practice squad prior to Week 5.
- In Tennessee's Wild Card Round game against Baltimore (1/10/21), provided reliable snaps to punter Brett Kern who pinned four of his five punts inside the Ravens 20-yard line.

2019 (Jacksonville/LA Chargers):

- Released by Jacksonville during final roster cuts (9/1) after two seasons with the Jaguars.
- Signed to the Chargers in Week 11 but did not appear in any games before his release (11/18).

2018 (Jacksonville):

- Snapped cleanly on all opportunities for each of the Jaguars' final 11 games in 2018 while also adding a special teams tackle after re-signing with the team in October.

2017 (Jacksonville):

- Released by Indianapolis in May (5/1).
- Signed with Jacksonville after the start of training camp, ultimately appearing in nine contests for the eventual AFC South Division-champion Jaguars.
- Was injured in Jacksonville's Week 10 game against the Chargers (11/12), subsequently being placed on Reserve/Injured.

2016 (Indianapolis):

- Appeared in all 16 games for Indianapolis with one special teams tackle, reaching 80-straight games played for the Colts.

2015 (Indianapolis):

- Snapped in all 16 games for the fourth-straight season and aided Adam Vinatieri to record his 18th career 100-point season, while also becoming the third player in NFL history to convert 500 field goals, and contributed four stops on special teams.

2014 (Indianapolis):

- Handled snapping duties in all 16 regular season games, as well as Indianapolis' three postseason contests, and had three special teams tackles as the Colts won the AFC South Division.
- Helped punter Pat McAfee and kicker Adam Vinatieri both earn AP NFL All-Pro honors and Pro Bowl recognition.

2013 (Indianapolis):

- Named to his first Pro Bowl after providing reliable snaps in all 16 regular season games, plus two postseason outings, for the division-champion Colts. Added four special teams tackles during the regular season and two during the postseason.

2012 (Indianapolis):

- In his first NFL season, snapped in all 16 regular season games for the Colts, as well as Indianapolis' playoff game, registering a career-high six stops in punt coverage on the season.

2011:

- Out of football.

2010 (UFL):

- Played for the Omaha Nighthawks of the United Football League and was named to the UFL's top-10 players list in 2010.

2009 (UFL):

- Handled snapping responsibility on the 6-0 Florida Tuskers, helping the club reach the UFL Championship Game.

COLLEGE:

- Played two seasons at Western Washington (2005- 06) after transferring from Diablo Valley College (2003-04).
- Named a team captain in his final season with Western Washington, handling snapping responsibilities and playing as a reserve along the defensive line.

PERSONAL:

- Attended Tracy (Calif.) High School and earned honorable mention San Joaquin Athletic Association All-Star honors as a senior.



PRO: The Dallas Cowboys signed veteran offensive lineman Jason Peters to the practice squad prior to the first week of the regular season in 2022. Peters, an experienced and savvy veteran of 18 NFL seasons, is a versatile lineman who can play multiple places up front for the Cowboys. He was originally signed as a rookie free agent by the Buffalo Bills following the 2004 NFL Draft, converting from a collegiate tight end to the offensive line in his first training camp - a move that paid huge dividends for Peters' career, as he registered 218 starts and 228 games played on the way to nine career Pro Bowl selections and two first-team All-Pro nods before arriving in Dallas.

TRANSACTION SUMMARY:

- 9/5/22:** Signed to Dallas' practice squad and activated (9/26).
- 8/16/21:** Signed a one-year contract with Chicago.
- 7/14/20:** Signed a one-year contract with Philadelphia.
- 3/11/19:** Signed a one-year contract extension with Philadelphia.
- 2/26/14:** Signed a five-year contract extension with Philadelphia.
- 8/27/12:** Placed on Reserve/NFI with an Achilles injury
- 4/17/09:** Traded from Buffalo to Philadelphia and signed a four-year extension with Philadelphia.
- 5/10/06:** Re-signed with Buffalo.
- 11/13/04:** Signed to Buffalo's active roster.
- 4/30/04:** Signed with Buffalo as a rookie free agent, released (8/31) and signed to Buffalo's practice squad (9/7).

2021 (Chicago):

- Started at left tackle for 13 consecutive games before sitting out Weeks 15 and 16 due to an ankle injury, playing 15 games total on the year.
- Opened rushing lanes for the Bears runners to accumulate 188 yards against Detroit (10/3) and for Bears rookie quarterback Justin Fields to rush for 103 yards on Halloween against San Francisco (10/31).
- Helped pave way for the Bears to record a season-high 414 total net yards on offense (136 rush, 278 pass) at Pittsburgh (11/8).

2020 (Philadelphia):

- Re-signed with the Eagles and started all eight games he played for Philadelphia - six at left tackle and two at right guard - before missing the remaining eight games with a toe injury.
- Paved the way for Eagles rushers to pick up 194 yards on the ground against Baltimore (10/18).

2019 (Philadelphia):

- Started all 13 games he played at left tackle, allowing only two sacks on the year and helping the offense to almost 6,000 yards (5,772) on the season.
- Started the Eagles lone playoff game at left tackle.

2018 (Philadelphia):

- Started all 16 games at left tackle and gave up only 3.0 sacks on the season.
- Started both playoff games at left tackle.

2017 (Philadelphia):

- Started seven games for the Eagles before a knee injury forced him to the Reserve/Injured list in October, causing him to miss the remainder of the season and the Eagles Super Bowl victory.

2016 (Philadelphia):

- Started all 16 games and allowed only 2.0 sacks at the left tackle position, earning the ninth Pro Bowl selection of his career and his seventh as an Eagle - the second-most Pro nods in Eagles history behind Chuck Bednarik (eight).

2015 (Philadelphia):

- Earned his eighth career Pro Bowl after starting all 14 games played.

2014 (Philadelphia):

- Started all 16 games at left tackle on the way to his seventh Pro Bowl selection.

2013 (Philadelphia):

- Earned first-team All-Pro honors and his sixth Pro Bowl nod after starting all 16 games at left tackle and helping pave the way for the NFL's leading rusher, LeSean McCoy, who finished with a franchise-best 1,607 rushing yards.
- Also helped the Eagles offense establish a franchise record with 6,676 total yards and record the second-most points in team history (442).

2012 (Philadelphia):

- Suffered an Achilles injury in March and missed the entire season.

2011 (Philadelphia):

- Started all 14 games at left tackle and earned first-team All-Pro honors - the first of his career - and his fifth Pro Bowl selection.
- Joined Frank "Bucko" Kilroy (1953-55) as the only Eagles offensive linemen to earn a Pro Bowl selection in three consecutive years.

2010 (Philadelphia):

- Started 13 games at left tackle and allowed only 2.0 sacks to earn his fourth career Pro Bowl nod.

2009 (Philadelphia):

- Traded from Buffalo to Philadelphia in the offseason and signed a four-year contract extension with the Eagles, starting 15 games at left tackle to earn his third career Pro Bowl berth and first as an Eagle.

2008 (Buffalo):

- Started all 13 games at left tackle for Buffalo, earning his second Pro Bowl berth for his performance.

2007 (Buffalo):

- Earned his first career Pro Bowl nod after starting 15 games at left tackle for the Bills and paving the way for MarShawn Lynch and Buffalo's rushing attack to accumulate 1,800 yards on the ground.

2006 (Buffalo):

- Started all 16 games for Buffalo with nine at left tackle and seven at right tackle.

2005 (Buffalo):

- Started 10 of the 16 games he played for the Bills, with nine starts at right tackle and one start at tight end.
- Started the first game of his career on the offensive line at New England (10/30), getting the nod at right tackle and starting there for the remaining eight games of the season.

- Played as a reserve in the season-opening win against Houston (9/11) and caught a touchdown pass from J.P. Losman - the first touchdown throw of Losman's career.

2004 (Buffalo):

- Signed with Buffalo as an undrafted free agent out of Arkansas, making the team out of training camp and playing in five games with one start at tight end in his rookie season.
- Saw his first career game action at New England (11/14), playing as a reserve.
- Started the first game of his career at Cincinnati (12/19), earning the start as a tight end. Also blocked a Bengals punt and recovered it in the end zone for his first career touchdown.

COLLEGE:

- Played in 36 games over three seasons at Arkansas, playing as a tight end and catching 28 passes for 300 yards and four touchdowns.
- Earned All-SEC second team honors after starting every game at tight end and ranking third on the team with 21 receptions for 218 yards and four touchdowns as a junior in 2003.
- Played in 13 games with 12 starts as a tight end in 2002.
- In 2001 played in 10 games with three starts, beginning the year as a reserve defensive end and tackle before moving to tight end midway through the season.
- Redshirted in 2000, spending the season as a scout team defensive lineman.

PERSONAL:

- Starred at both football and basketball at Queen City, Texas, High School.

PETERS' NFL TOTALS

GAMES/STARTS (regular season, playoffs): 2004 (5/1-Buf); 2005 (16/10-Buf); 2006 (16/16-Buf); 2007 (15/15-Buf); 2008 (13/13-Buf); 2009 (15/15, 1/1-Phi); 2010 (13/13, 1/1-Phi); 2011 (14/14-Phi); 2012 (0/0-Phi); 2013 (16/16, 1/1-Phi); 2014 (16/16-Phi); 2015 (14/14-Phi); 2016 (16/16-Phi); 2017 (7/7-Phi); 2018 (16/16, 2/2-Phi); 2019 (13/13, 1/1-Phi); 2020 (8/8-Phi); 2021 (15/15-Chi). **Totals (228/218, 6/6).**



TRANSACTION SUMMARY:

7/28/22: Signed with Dallas as a free agent.

2022 (USFL):

- Earned USFL Most Valuable Player honors in the inaugural season of the league's re-launch, leading the New Jersey Generals and the league in receiving yards (540) and yards after the catch (316) on 44 receptions with four receiving scores. Added a punt return for a touchdown and a league-best 15.3 yards-per-return.

2021 (ELF/TSL/FCF):

- Joined the Glacier Boyz of the Fan Controlled Football League (FCF) for the inaugural 2021 season and finished with 13 receptions for 223 yards and four touchdowns over the six game season.
- Signed with the Sea Lions of The Spring League (TSL), appearing in six games and tying for second in the league with three touchdowns.
- Signed with the Panthers Wroclaw of the European League of Football (ELF) in August of 2021, joining the squad midway through the season but finishing the regular season with 702 all-purpose yards and six touchdowns. The Panthers re-signed him for the 2022 season, but Turpin opted to play for the USFL.

2020 (IFL):

- After going undrafted in the 2019 NFL Draft, he signed with the Frisco Fighters of the Indoor Football League (IFL) in 2020, but did not play a game with the team as the season was canceled because of COVID-19.

COLLEGE:

- Was dismissed from the TCU football team in October 2018 after playing in seven games and recording 410 receiving yards and 487 return yards.
- Played in all 14 games with three starts in 2017 and was named first-team All-Big 12 as an all-purpose player, finishing the year with 41 catches for 394 receiving yards, 86 rushing yards and 722 return yards for a total of 1,202 all-purpose yards. Also became the only player in the nation in 2017 with a touchdown by passing, rushing, receiving, punt return and kick return in the same season.
- Played in eight games with two starts in 2016, finishing the season with 986 all-purpose yards and 123.2 all purpose yards-per-game to lead the team. Was named honorable-mention Big 12 Special Teams Player of the Year, recording 17 kick returns for 482 yards (28.4) and had 10 punt returns for 125 yards (12.5).
- In 2015 as a freshman, saw action in all 13 games with five starts, earning honorable mention All-Big 12 honors as a return specialist after recording 17 punt returns for 181 yards with a score and 27 kick returns for a 27.0-yard average. Added 45 catches for 649 yards and eight scoring grabs, while tallying 20 carries for 116 yards.

PERSONAL:

- All-state and first-team All-Northeast Louisiana as a senior at Neville High School in Monroe, La., totaling 1,928 all-purpose yards - 904 rushing and 724 receiving - and 29 touchdowns.