



NEWS RELEASE

ONE COWBOYS WAY ★ FRISCO, TEXAS 75034 ★ P:972.497.4959 ★ WWW.DALLASCOWBOYS.COM

NFL PLAYOFFS
WILD CARD GAME - SUNDAY, JANUARY 14, 2024
DALLAS COWBOYS VS. GREEN BAY PACKERS
AT&T STADIUM - ARLINGTON, TX - 3:30 P.M. (CST)



FOX SPORTS/FOX 4 DFW
PxP: Kevin Burkhardt
Analyst: Greg Olsen
Sideline: Erin Andrews
Sideline: Tom Rinaldi



KRLD-FM 105.3 THE FAN
PxP: Brad Sham
Analyst: Babe Laufenberg
Sideline: Kristi Scales



KMVK-FM 107.5
PxP: Victor Villalba
Analyst: Luis Perez
Sideline: Carlos Nava



COMPASS MEDIA
PxP: Kevin Ray
Analyst: Danny White



Westwood One
WESTWOOD ONE RADIO
PxP: Ryan Radtke
Analyst: Mike Golic
Sideline: Laura Okmin

★ COWBOYS PR ON TWITTER ★

The official Twitter account of the Dallas Cowboys Public Relations team (@DallasCowboysPR) will provide pertinent stats, information, transactions, game updates and more throughout the week and on gameday. Follow us for the most up-to-date info related to the Cowboys organization.

QUICK FACTS:

DALLAS COWBOYS (12-5)

vs.

GREEN BAY PACKERS (9-8)

Postseason Series Record:

Series is tied 4-4

Last Meeting in Playoffs:

Green Bay 34, @ Dallas 31, Jan. 15, 2017

Last Postseason Meeting in Dallas:

Green Bay 34, Dallas 31, Jan. 15, 2017

Last Overall Cowboys Postseason Win:

Dallas 31, @ Tampa Bay 14, Jan. 16, 2023

Series Notable:

Green Bay has won the last two postseason meetings.



PUBLIC RELATIONS CONTACTS

Tad Carper.....972-497-4953.....tcarper@dallascowboys.net
Scott Agulnek.....972-497-4956.....sagulnek@dallascowboys.net
Joe Trahan.....972-497-4552.....jtrahan@dallascowboys.net
Dave Abbruzese.....972-497-4355..dabbruzese@dallascowboys.net
Bronte Hermesmeyer..972-497-4252..bhermesmeyer@dallascowboys.net
Emily Robbins.....972-497-4359.....erobbins@dallascowboys.net
Whitney Faulkner....972-497-4955.....wfaulkner@dallascowboys.net
Sara Littlejohn.....972-497-4803.....slittlejohn@dallascowboys.net

★ BY THE NUMBERS ★

1

CeeDee Lamb finished the 2023 regular season leading all wide receivers in targets (181), receptions (135), yards after catch (680), scrimmage yards (1,862), overall touchdowns (14), 20-plus yard receptions (29) and ranked second in receiving yards (1,749).

+10

Dallas finished 2023 with a +10 turnover differential, marking its third consecutive season with a turnover margin of +10-or-better. It's the first time in franchise history that the Cowboys finished with a turnover margin of +10-or-better in three consecutive seasons and the first NFL team to do so since Kansas City from 2015-17.

80%

Dak Prescott completed over 80.0% of his passes in four games in 2023 (NYJ, 9/17; NE, 10/1; LAR, 10/29; @Was, 1/7/24) - becoming the first quarterback in NFL history with an 80.0 completion percentage-or-higher in four games in a season.

★ THIS WEEK'S SCHEDULE ★

Wednesday, Jan. 10

11:00 a.m. Coach McCarthy press conference
12:00 p.m. First portion of practice open to media
1:20 p.m. Locker room open

Thursday, Jan. 11

11:05 a.m. Coach McCarthy press conference
12:00 p.m. First portion of practice open to media
1:40 p.m. Locker room open

Friday, Jan. 12

12:30 p.m. Coach McCarthy conference call

Saturday, Jan. 13

No availability

Sunday, Jan. 14

3:30 p.m. Kickoff against Green Bay

★ DALLAS COWBOYS OMG ★

The Dallas Cowboys website can be found at www.NFLOMG.com. Please follow the link and click on the Cowboys logo to access the team's page.

The Cowboys site contains the complete 2023 Media Guide, all weekly game notes and packets, player bios and rosters, Cowboys staff information and bios, weekly flip cards, a game tracker, all team and individual records and statistics, historical information, daily press releases and much more.

username: cowboysguest
password: cowboys2023

★ TABLE OF CONTENTS ★

- Radio and TV broadcast info 1
- Dallas Cowboys media schedule 1
- Dallas Cowboys OMG info 1
- Cowboys PR contact info 1
- Dallas Cowboys 2023 schedule 2
- This Week's Uniform Matchup 2
- 2023 Team Captains 2
- What to watch for 3
- Mike McCarthy Facts and Figures 4
- 2023 Coaching Staff 4
- Mike McCarthy coaching record 5
- Head coach bios 5
- 2023 NFL Weekly Awards/Pro Bowl Cowboys 6
- Wild Card Round History 7
- Series history 8
- AT&T Stadium stats and figures 9
- A Championship Tradition 10
- Pro Bowl Numbers 10
- Individual Notes 11-27
 - Dak Prescott 11-15
 - CeeDee Lamb 16-18
 - Jake Ferguson 18
 - Tony Pollard 19
 - Offensive Notes 20-21
 - Secondary Notes 22
 - Micah Parsons 23-24
 - Defensive Notes 24-25
 - Brandon Aubrey 26
 - Special Teams Notes 27
- Unofficial Depth Chart 28
- Pronunciation Guide 29
- Alphabetical Roster 29
- Numerical Roster 30
- Positional Roster 31
- How The Cowboys Were Built 32
- Contract Status 33
- Contract Analysis 34
- When The Cowboys Were Built 35
- Transactions by Date 35
- Transactions by Player 36
- Team and Individual Stats 37-46
 - 2023 Regular Season Stats 38
 - 2023 Defensive Stats 39
 - Misc. Stats 40-46
- Non-Media Guide Bios 47-50
- Updated Player Bios 51-75

★ UNIFORM MATCHUP ★

Below is this week's uniform matchup between the Dallas Cowboys vs. Green Bay Packers:



★ 2023 TEAM CAPTAINS ★

The Dallas Cowboys select three team captains weekly throughout the season, as chosen by the team prior to that week's game. The team will select captains for the entirety of the postseason prior to Sunday. Below are the captains from each week of the 2023 season:

2023 Dallas Cowboys Captains

Week 1 - at N.Y. Giants	Week 2 - vs. N.Y. Jets
Offense Tony Pollard	Offense CeeDee Lamb
Defense DeMarcus Lawrence	Defense Osa Odighizuwa
Special Teams ... C.J. Goodwin	Special Teams .. Juanyeh Thomas
Week 3 - at Arizona	Week 4 - vs. New England
Offense Tyron Smith	Offense Brandin Cooks
Defense Leighton Vander Esch	Defense Malik Hooker
Special Teams ... Peyton Hendershot	Special Teams .. Markquese Bell
Week 5 - at San Francisco	Week 6 - at LA Chargers
Offense Dak Prescott	Offense Zack Martin
Defense DaRon Bland	Defense Micah Parsons
Special Teams ... Bryan Anger	Special Teams .. Malik Jefferson
Week 8 - vs. LA Rams	Week 9 - at Philadelphia
Offense Jake Ferguson	Offense Tyler Biadasz
Defense Jayron Kearse	Defense Donovan Wilson
Special Teams ... Trent Sieg	Special Teams .. Sam Williams
Week 10 vs. N.Y. Giants	Week 11 at Carolina
Offense Tyler Smith	Offense Rico Dowdle
Defense Damone Clark	Defense Stephon Gilmore
Special Teams ... Israel Mukuamu	Special Teams .. Nahshon Wright
Week 12 vs. Washington	Week 13 vs. Seattle
Offense Michael Gallup	Offense Terence Steele
Defense Dorance Armstrong	Defense Johnathan Hankins
Special Teams ... Sean McKeon	Special Teams .. Chauncey Golston
Week 14 vs. Philadelphia	Week 15 at Buffalo
Offense Jalen Tolbert	Offense Brock Hoffman
Defense Jourdan Lewis	Defense Markquese Bell
Special Teams ... KaVontae Turpin	Special Teams .. Bryan Anger
Week 16 at Miami	Week 17 vs. Detroit
Offense Cooper Rush	Offense Peyton Hendershot
Defense Dante Fowler	Defense Chauncey Golston
Special Teams ... Trent Sieg	Special Teams .. Juanyeh Thomas
Week 18 at Washington	
Offense CeeDee Lamb	
Defense Neville Gallimore	
Special Teams ... Hunter Luepke	

2023 DALLAS COWBOYS SCHEDULE

DATE	REGULAR SEASON (TV)	KICKOFF (CT)
Sun., Sept. 10	@ N.Y. Giants (NBC)	W, 40-0
Sun., Sept. 17	N.Y. JETS (CBS)	W, 30-10
Sun., Sept. 24	@ Arizona (FOX)	L, 16-28
Sun., Oct. 1	NEW ENGLAND (FOX)	W, 38-3
Sun., Oct. 8	@ San Francisco (NBC)	L, 10-42
Mon., Oct. 16	@ LA Chargers (ESPN)	W, 20-17
Sun., Oct. 22	BYE	
Sun., Oct. 29	LA RAMS (FOX)	W, 43-20
Sun., Nov. 5	@ Philadelphia (FOX)	L, 23-28
Sun., Nov. 12	N.Y. GIANTS (FOX)	W, 49-17
Sun., Nov. 19	@ Carolina (FOX)	W, 33-10
Thurs., Nov. 23	WASHINGTON (CBS)	W, 45-10
Thurs., Nov. 30	SEATTLE (Prime Video)	W, 41-35
Sun., Dec. 10	PHILADELPHIA (FOX)	W, 33-13
Sun., Dec. 17	@ Buffalo (FOX)	L, 10-31
Sun., Dec. 24	@ Miami (FOX)	L, 20-22
Sat., Dec. 30	DETROIT (ESPN/ABC)	W, 20-19
Sun., Jan. 7	@ Washington (FOX)	W, 38-10
DATE	POSTSEASON (TV)	KICKOFF
Sun., Jan. 14	GREEN BAY (FOX)	3:30 p.m.

Home Games in BOLD

★ WHAT TO WATCH FOR IN THE PLAYOFFS ★

4

DAK PRESCOTT

- * Dak Prescott needs four passing touchdowns to tie Danny White (15) for the third-most postseason touchdown passes in franchise history. Roger Staubach (24) and Troy Aikman (23) are first and second, respectively.
- * Prescott's 63.4% completion rate is second among Cowboys quarterbacks in postseason history, trailing Aikman (63.7%).
- * Prescott has two career three-touchdown game in the postseason (vs. Green Bay, 1/15/17 and at Tampa Bay, 1/16/23). With three touchdown passes against Green Bay on Sunday, Prescott will become the only Cowboys quarterback with three passing touchdowns in three playoff games.
- * With 300 passing yards on Sunday, Prescott will become the third Cowboys quarterback to record three 300-yard games in Cowboys postseason history, joining White (three) and Aikman (four).

17

BRANDON AUBREY

- * Brandon Aubrey led the league with 36 field goals in 2023. He is the fourth Cowboys kicker - first since Richie Cunningham in 1997 - to lead the NFL in field goals made in a season. Aubrey also led the NFL with 157 kicking points, becoming the first kicker since Mason Crosby (141 in 2007) to lead the league in points in his first NFL season.

21

STEPHON GILMORE

- * Stephon Gilmore has two interceptions in seven career postseason games and has 11 career pass breakups in the playoffs, second among active players behind only Charvarius Ward (12).

26

DaRON BLAND

- * DaRon Bland led the NFL with nine interceptions in 2023 and set an NFL record for most pick-sixes in a season (five). It is the second time in the last three seasons that a Cowboy led the league in interceptions (Trevon Diggs in 2021).

88

CEEDEE LAMB

- * CeeDee Lamb ended the regular season with 13 receptions in back-to-back games (Det, 12/30 and at Was, 1/7/24), joining Stefon Diggs (2016) as the only two players in NFL history with 13 catches in consecutive games.
- * Lamb led the NFL with 680 yards after the catch in 2023. The Packers defense allowed the ninth-fewest yards after catch this season.
- * In last year's Divisional Round game at San Francisco, Lamb caught 10 receptions for 117 yards. His 10 receptions tied for the third-most in Cowboys postseason history.

90

DeMARCUS LAWRENCE

- * With one sack on Sunday, DeMarcus Lawrence (3.0) will tie Russell Maryland and DeMarcus Ware for fourth on the team's all-time postseason sacks list (since 1982).

DALLAS COWBOYS



- * The Cowboys will play in their 67th playoff game on Sunday, the most in NFL history. Dallas' 36 playoff wins are tied for second all-time.
- * The Cowboys are playing in their 36th postseason, tied with this week's foe, Green Bay, for the most postseason appearances by any team in NFL history. The Cowboys and Packers are also tied for the second-most playoff wins (36) in NFL history, trailing New England (37).
- * Dallas allowed 18.5 points-per-game in 2023, fifth in the NFL and the fewest points allowed-per-game by a Cowboys team since 2009 (15.6).
- * The Dallas Cowboys sport the NFL's leaders in touchdown passes (Dak Prescott, 36) and receptions (CeeDee Lamb, 135). The last team to have the NFL's passing touchdown leader and receptions leader in the same season was the 2007 New England Patriots (Tom Brady/Wes Welker).
- * Dallas finished 2023 with the league's second-best third down offense (48.3%). They will match up with a Green Bay defense that ranks 25th in third down defense (41.1%).

★ COWBOYS & BANK OF AMERICA ★



Bank of America is proud to present the Dallas Cowboys Wild Card round playoff game at AT&T Stadium. In addition to having 80,000 Bank of America rally towels on seats in the Stadium to support the White Out campaign, Bank of America will engage with fans at their activation on the East Plaza, where fans can take photos with their playoff themed mirror walls and receive a \$10 Gift Card to Dallas Cowboys Pro Shops!

MIKE McCARTHY

Head Coach

Baker University
Head Coach: 17th Year • NFL: 30th Year • Cowboys: 4th Year



DALLAS COWBOYS

DALLAS COWBOYS

★ WINNING HEAD COACH ★

The Dallas Cowboys named Mike McCarthy the ninth head coach in franchise history on Jan. 5, 2020. Along with 13 years of head coaching experience and 13 additional years as an assistant coach in the NFL, McCarthy came to Dallas with a 125-77-2 regular season coaching record - all with the Green Bay Packers (2006-18).

After a 42-25 record in his fourth season with Dallas, he owns the fifth-most wins (18th all-time) and ninth-highest winning percentage (.620) among qualifying active NFL coaches. His teams have qualified for the postseason 12 times, won six NFC North Division titles and one NFC East title, made four NFC Championship Game appearances and took home a Super Bowl XLV championship.

Most Regular Season Wins by Active Head Coach

Coach	Years	Won	Loss	Tied	Pct
Bill Belichick.....	1991-2023	302	165	0	.647
Andy Reid.....	1999-2023	258	144	1	.641
Mike Tomlin.....	2007-2023	173	100	2	.633
Pete Carroll.....	1994-2023	170	120	1	.586
Mike McCarthy.....	2006-2023	167	102	2	.620
Sean Payton.....	2006-2023	160	98	0	.620
John Harbaugh.....	2008-2023	160	99	0	.618

★ 2023 ASSISTANT COACHES ★

(S) Sideline; (B) Booth OFFENSE

Brian Schottenheimer (S).....	Offensive Coordinator
Jeff Blasko (B).....	Run Game Coord./Running Backs
Ramon Chinyoung Sr. (B).....	Quality Control/Asst. Offensive Line
Ryan Feder (B).....	Offensive Asst./Game Management
Will Harriger (B).....	Quality Control/Offensive Asst.
Evan Harrington (S).....	Offensive Assistant
Chase Haslett (B).....	Assistant Tight Ends
Robert Prince (S).....	Wide Receivers
Mike Solari (S).....	Offensive Line
Scott Tolzien (B).....	Quarterbacks
Lunda Wells (S).....	Tight Ends

DEFENSE

Dan Quinn (B).....	Defensive Coordinator
Aden Durde (S).....	Defensive Line
Sharrif Floyd (S).....	Quality Control/Asst. Defensive Line
Al Harris (S).....	Defensive Backs
Cannon Matthews (S).....	Asst. Defensive Backs
Scott McCurley (S).....	Linebackers
Pete Ohnegian (B).....	Quality Control/Defensive Asst.
Eric Simonelli (B).....	Quality Control/Analytics
Darian Thompson (B).....	Quality Control/Asst. Linebackers
Joe Whitt Jr. (B).....	Secondary/Defensive Pass Game Coord.

SPECIAL TEAMS

John Fassel (S).....	Special Teams Coordinator
Rayna Stewart (S).....	Asst. Special Teams

STRENGTH AND CONDITIONING

Harold Nash Jr. (S).....	Strength and Conditioning Coordinator
Cedric Smith (S).....	Asst. Strength and Conditioning
Kendall Smith (S).....	Asst. Strength and Conditioning

★ TOP OF THE LINE ★

In 2023 Mike McCarthy has the Cowboys ranked at the top of the league in several key categories:

1st	10-Play Drives (47)
1st	Points-Per-Game (29.9)
5th	Yards-Per-Game (371.6)

+10 Turnover Differential - T-5th in the NFL

★ McCARTHY'S RECORD WHEN... ★

Below is a look at Mike McCarthy's head coaching record under several different circumstances:

Regular season.....	167-102-2
Postseason.....	11-10
Overall.....	178-112-2

	Regular	Post
September.....	36-20-1	
October.....	44-20	
November.....	33-37-1	
December.....	48-21	
January.....	6-4	10-10
February.....		1-0
Playing at home.....	98-35-2	5-4
Playing on the road.....	68-67	6-6
Playing at AT&T Stadium.....	26-8	2-1
Playing in prime time.....	42-35	4-1
Thursday.....	15-8	
Saturday.....	4-1	3-2
Sunday.....	137-82-2	7-8
Monday.....	11-10	1-0
Tuesday.....	0-1	
Playing against the NFC East.....	32-17	5-2
Playing against the rest of the NFC.....	114-67-2	5-8
Playing against the AFC.....	40-30	1-0
Playing on grass surface.....	104-61-2	8-7
Playing on artificial surface.....	63-42	3-3
Post Bye.....	12-5	
Post Bye Home.....	5-1	
Post Bye Road.....	7-4	
When scoring 30-plus points.....	96-10	7-2
When team scores first.....	117-37-2	5-2
When team leads at halftime.....	131-23-1	10-2

★ McCARTHY'S HEAD COACHING RECORD AND COACHING EXPERIENCE ★

Year	Team	Regular Season				Result	Postseason				McCarthy vs. NFL (Reg. Season)				
		W	L	T	Pct.		W	L	Pct.	Result	Team	W	L	T	PCT.
2006	Green Bay	8	8	0	.500	2nd NFC North					Arizona	3	5	0	0.375
2007	Green Bay	13	3	0	.813	1st NFC North	1	1	.500	NFC Championship Game	Atlanta	5	4	0	0.556
2008	Green Bay	6	10	0	.375	3rd NFC North					Baltimore	2	2	0	0.500
2009	Green Bay	11	5	0	.688	2nd NFC North	0	1	.000	Wild Card Game	Buffalo	2	3	0	0.400
2010	Green Bay	10	6	0	.625	2nd NFC North	4	0	1.000	Super Bowl XLV	Carolina	5	3	0	0.625
2011	Green Bay	15	1	0	.938	1st NFC North	0	1	.000	Divisional Game	Chicago	19	7	0	0.731
2012	Green Bay	11	5	0	.688	1st NFC North	1	1	.500	Divisional Game	Cincinnati	3	2	0	0.600
2013	Green Bay	8	7	1	.531	1st NFC North	0	1	.000	Wild Card Game	Cleveland	3	1	0	0.750
2014	Green Bay	12	4	0	.750	1st NFC North	1	1	.500	NFC Championship Game	Dallas	5	3	0	0.625
2015	Green Bay	10	6	0	.625	2nd NFC North	1	1	.500	Divisional Game	Denver	2	2	0	0.500
2016	Green Bay	10	6	0	.625	1st NFC North	2	1	.667	NFC Championship Game	Detroit	20	7	0	0.741
2017	Green Bay	7	9	0	.438	3rd NFC North					Green Bay	0	1	0	0.000
2018	Green Bay	4	7	1	.375						Houston	3	1	0	0.750
2020	Dallas	6	10	0	.375	3rd NFC East					Indianapolis	2	2	0	0.500
2021	Dallas	12	5	0	.714	1st NFC East	0	1	.000	Wild Card Game	Jacksonville	2	2	0	0.500
2022	Dallas	12	5	0	.714	2nd NFC East	1	1	.500	Divisional Game	Kansas City	2	2	0	0.500
2023	Dallas	12	5	0	.714	1st NFC East					LA Chargers	5	0	0	1.000
											LA Rams	7	3	0	0.700
											Las Vegas	3	1	0	0.750
											Miami	3	2	0	0.600
											Minnesota	18	9	2	0.667
											New England	3	3	0	0.500
											New Orleans	3	4	0	0.429
											N.Y. Giants	11	3	0	0.786
											N.Y. Jets	3	1	0	0.750
											Philadelphia	9	5	0	0.643
											Pittsburgh	0	4	0	0.000
											San Francisco	6	3	0	0.667
											Seattle	6	5	0	0.545
											Tampa Bay	3	4	0	0.429
											Tennessee	2	2	0	0.500
											Washington	7	6	0	0.538
											Totals	167	102	2	0.620

Year	Position, Team
1987-88	Graduate Assistant, Fort Hays State
1989-91	Graduate Assistant, Pittsburgh
1992	Wide Receivers, Pittsburgh
1993-94	Offensive Quality Control, Kansas City Chiefs
1995-98	Quarterbacks, Kansas City Chiefs
1999	Quarterbacks, Green Bay Packers
2000-04	Offensive Coordinator, New Orleans Saints
2005	Offensive Coordinator, San Francisco 49ers
2006-18	Head Coach, Green Bay Packers
2020-23	Head Coach, Dallas Cowboys

★ HEAD COACHES ★

MIKE McCARTHY (178-112-2, 17th Year, 43-27 with Dallas)

The Dallas Cowboys named Mike McCarthy the ninth head coach in franchise history on Jan. 8, 2020, and he has led the franchise to three consecutive playoff appearances for the first time since 1991-96. He also won 12 games in each of the last three seasons, the first time Dallas posted three consecutive 12-win seasons since 1993-95.

McCarthy is in his 17th year as a head coach - 13 with Green Bay and four with Dallas - along with 13 years as an assistant coach in the NFL, including six as an offensive coordinator.

As a head coach, McCarthy has racked up a 167-102-2 regular season coaching record, and he owns the fifth-most wins (18th all-time) among active NFL coaches. His teams have qualified for the postseason 12 times, won six NFC North Division titles, two NFC East titles, made four NFC Championship Game appearances and took home a Super Bowl XLV championship held at AT&T Stadium in Arlington, Texas, following the 2010 NFL season.

In 2023 McCarthy led the charges of a team that finished 12-5 for the third straight season. En route to the team's third straight playoff berth (first time since 1993-95), the Dallas offense leads the league in points-per-game (29.9) while the Cowboys finished with a +10 turnover differential for the third consecutive season. It was the first time in franchise history that the Cowboys finished with a turnover margin of +10-or-better in three consecutive seasons and the first NFL team to do so since Kansas City from 2015-17.

During his time in Green Bay, McCarthy was known as a prolific offensive mind and the primary play-caller for the Packers. McCarthy's offense finished fourth in the NFL in total offense and third in points-per-game through his 14-year stint with the club.

McCarthy is only the fourth head coach in NFL history to lead a single franchise to eight-or-more consecutive playoff appearances, joining Tom Landry, Chuck Noll and Bill Belichick. Those eight appearances from 2009-16 were more than the rest of the NFC North Division combined over that span (Minnesota, three; Detroit, three; Chicago, one).

McCarthy's nine playoff appearances overall are the most by a Packers coach since the NFL postseason began in 1933, and he guided the Packers to a franchise-record fourth consecutive division title in 2014. With the victory over Dallas in the 2016 playoffs, McCarthy surpassed Vince Lombardi and Mike Holmgren for the most playoff victories in team history (10).

MATT LaFLEUR (58-30, 5th Year)

Matt LaFleur is in his fifth season as the Green Bay Packers head coach, becoming the 15th man to lead the franchise on Jan. 8, 2019.

In 2023 LaFleur led the Packers to the playoffs for the fourth time in the past five years. He coached Green Bay to a 9-8 regular season record, finishing second in the NFC North and securing the team's fourth consecutive playoff appearance.

In his first four seasons leading the Packers, LaFleur has authored one of the greatest starts to a head coaching career in NFL history. His 47 wins are the second most in league history by a head coach in his first four seasons in the NFL, trailing only George Seifert (52 in 1989-92). Green Bay's 47-19 (.712) regular season record since 2019 ranks No. 3 in the NFL and No. 1 in the NFC. With a 13-4 record in 2021, LaFleur led the Packers to a third straight NFC North crown while also earning the No. 1 seed in the NFC for the second consecutive season. He became the first coach in NFL history to post 13-plus wins in three straight seasons, and his 39 wins from 2019-21 passed Seifert (38) for the most wins by an NFL head coach in his first three seasons in the league (Elias).

Through his first 10 years as an assistant coach in the NFL, LaFleur was a part of offensive staffs that ranked in the top-10 in the league in total yards seven times (2008-09, 2012-13, 2015-17) and finished in the top-five in scoring three times, including a top finished 2016 with the Falcons and 2017 with the Rams.

LaFleur's success in working with quarterbacks is evidenced by Aaron Rodgers winning the NFL Most Valuable Player award two times under LaFleur's guidance (2020 and 2021). Additionally, Todd Gurley (2017) took home NFL Offensive Player of the Year while LaFleur coordinated the offense for the LA Rams.

LaFleur brought six seasons of collegiate coaching experience to the NFL, beginning his career at his alma mater, Saginaw Valley State. He also coached at Central Michigan (2004-05), Northern Michigan (2006), Ashland University (2007) and Notre Dame (2014).

Born in Mount Pleasant, Mich., LaFleur played quarterback at Saginaw Valley State (2000-02), where he led the Cardinals to three straight NCAA Division II playoff appearances.

★ PRO BOWL COWBOYS ★

Seven Dallas Cowboys were named to the 2024 NFL Pro Bowl Games, tied with Baltimore for the second-most in the NFL and trailing only San Francisco (nine). Pro Bowl selections are determined by fans, players and coaches, with each group's vote counting one-third toward deciding the rosters.

Three players from Dallas' offense, two from the defense and two from special teams will be representing the Cowboys in Orlando, Florida. Two players earned their first career selection, and six have been named starters. This is the second straight season that Dallas had seven original Pro Bowl selections.

From the offense, Zack Martin (ninth selection) and CeeDee Lamb (third) were named starters, while Dak Prescott (third) earned a spot on the NFC roster. Martin's nine selections tie him for the fifth-most by a Cowboy, are the second-most by a Dallas offensive lineman - Larry Allen (10) - and tie him with Allen for the most by a Cowboys guard.

Representing the Dallas defense is Micah Parsons (third selection) and DaRon Bland (first) - both selected as starters. Parsons earned his third straight Pro Bowl selection, becoming the fourth Cowboys linebacker to make at least three straight Pro Bowls (DeMarcus Ware - seven, Chuck Howley - five and Lee Roy Jordan - three). Parsons is also the seventh player in franchise history to make the Pro Bowl in each of his first three NFL seasons and just the third defensive player overall, joining Everson Walls (1981-83) and Mel Renfro (1964-66).

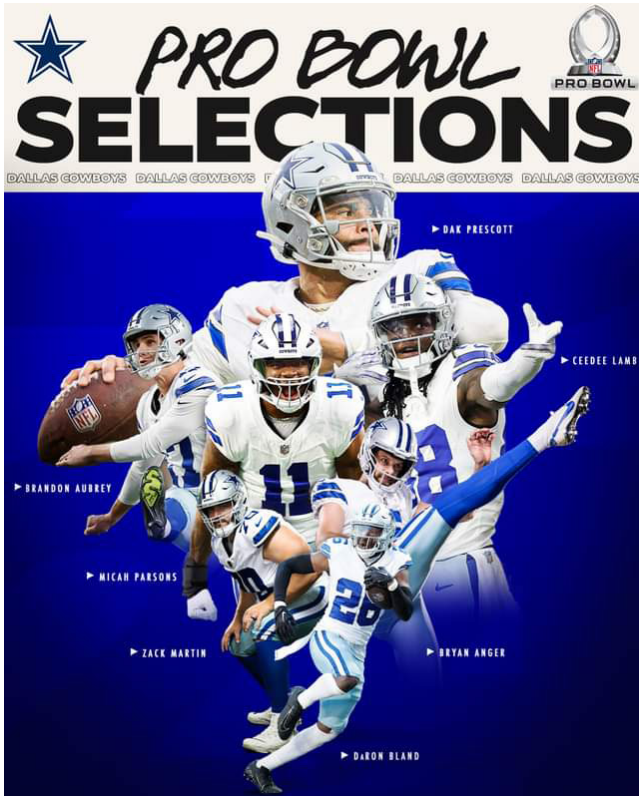
Rounding out the Cowboys Pro Bowl roster are two specialists, second-time selection Bryan Anger and first-time Pro Bowler Brandon Aubrey. Anger becomes just the second special teamer with multiple trips, joining Mat McBriar, and Aubrey is just the fifth Cowboys kicker with the honor. Aubrey is just the second Cowboys kicker (third specialist) in the first year of his career. Nick Folk earned a Pro Bowl selection as a rookie in 2007 and KaVontae Turpin did so last year.

Taking place over two days in Orlando, the skills challenges will be broadcast live on Thursday, Feb. 1, on ESPN from 6:00 p.m. to 7:30 p.m. CT on the Pro Bowl Skills Show, taking place in the Nicholson Fieldhouse at the University of Central Florida, and continue Sunday, Feb. 4, culminating in epic flag football.

2023 Dallas Cowboys Pro Bowlers

Player	Selection
Zack Martin, G*	Ninth
CeeDee Lamb, WR*	Third
Micah Parsons, LB*	Third
Dak Prescott, QB	Third
Bryan Anger, P*	Second
Brandon Aubrey, K*	First
DaRon Bland, CB*	First

*indicates starter



★ McCARTHY IN COWBOYS LORE ★

Mike McCarthy has led the Cowboys to double-digit wins in three consecutive seasons for the first time since 1991-96. McCarthy has stacked up wins since he arrived in Dallas in 2020, as his 42 victories and .627 winning percentage with Dallas are the most among any Cowboys head coach during his first four seasons:

Most Wins in First Four Seasons - Cowboys Head Coaches

Coach	W	L	T	Win%
Mike McCarthy, 2020-23 ...	42	25	0	.627
Barry Switzer, 1994-97	40	24	2	.625
Jason Garrett, 2011-14	36	28	0	.563
Wade Phillips, 2007-10	34	22	0	.607
Bill Parcells, 2003-06	34	30	0	.531
Jimmy Johnson, 1989-92	32	32	0	.500

★ 2023 PLAYER AWARDS ★

The Dallas Cowboys have earned notable recognitions this season for their efforts, with several player of the week honors and four player of the month honors - including at least one in each facet of the game. Additionally, with both DaRon Bland and Micah Parsons each winning Player of the Month, it marked the first time in team history that two defensive players were named POTM in the same season.

Below is a breakdown of individual awards earned by Cowboys players in 2023:

NFC Offensive Player of the Week

CeeDee Lamb..... Week 10 vs. N.Y. Giants

NFC Offensive Player of the Month

Dak Prescott..... November

NFC Defensive Player of the Week

Micah Parsons..... Week 2 vs. N.Y. Jets

DaRon Bland..... Week 11 at Carolina

NFC Defensive Player of the Month

Micah Parsons..... September

DaRon Bland..... November

Special Teams Player of the Week

Brandon Aubrey..... Week 8 vs. LA Rams

Brandon Aubrey..... Week 14 vs. Philadelphia

Special Teams Player of the Month

Brandon Aubrey..... October

FedEx Air and Ground Players of the Week

Dak Prescott..... Week 10 vs. N.Y. Giants

Dak Prescott..... Week 12 vs. Washington

Dallas' 11 player awards this year are tied with the Houston Texans for the fourth-most in the NFL this season, trailing only San Francisco (15) Miami (14) and Houston (12).

★ WINNING TRADITION ★

The Dallas Cowboys currently own the league's highest all-time regular season winning percentage by current NFL teams:

Highest Win Percentage - NFL Regular Season

Team	W	L	T	Pct.
Dallas	562	413	6	.576
Green Bay	799	598	38	.572
Baltimore	256	194	1	.569
Chicago	793	634	42	.556
New England	541	433	9	.555
Miami	496	399	4	.554

* Since 1972, ties have been calculated as half-win and half loss. Prior to 1972 tie games were ignored in calculating a team's winning percentage. Ties since 1972: Dallas (0), Miami (1) Chicago (1), Green Bay (6).

★ WILD CARD SERIES HISTORY ★

Dallas has played in 14 games in the Wild Card Round. The Cowboys won last year's Wild Card Round matchup at Tampa Bay. Overall, Dallas' record in the Wild Card Round is 8-6. Below is a look at the results for each game of the series:

Date	Opp.	W/L	Score	Date	Opp.	W/L	Score
12/28/80	LAR	W	34-13	1/3/04	@Car	L	10-29
1/9/83	TB	W	30-17	1/6/07	@Sea	L	20-21
12/26/83	LAR	L	17-24	1/9/10	Phi	W	34-14
1/5/91	@Chi	W	17-13	1/4/15	Det	W	24-20
12/28/96	Min	W	40-15	1/5/19	Sea	W	24-22
1/2/99	Ari	L	7-20	1/16/22	SF	L	17-23
1/9/00	@Min	L	10-27	1/16/23	@TB	W	31-14

★ WILD CARD STAT COMPARISON

This week's game marks the 15th time Dallas has played in a Wild Card Playoff Game. Below is a brief look into Dallas' Wild Card stats:

TEAM TOTALS			
	Cowboys	Opponent	
Wins.....	8	6	
Points.....	315	271	
Total Net Yards	5,051	4,556	
Net Rushing Yards	1,978	1,451	
Net Passing Yards	3,073	3,105	
SINGLE-GAME TEAM-HIGHS			
	Cowboys	Opponent	
Points.....	40	29	@CAR; 1/3/04
Total Net Yards	528	397	LAR; 1/4/15
Net Rushing Yards.....	338	175	LAR; 1/9/00
Net Passing Yards.....	300	334	TB; 1/16/23
SINGLE-GAME INDIVIDUAL HIGHS			
	Cowboys	Opponent	
Passing Yards			
330 - D. White	12/26/83	351 - T. Brady	1/16/23
Rushing Yards			
160 - T. Dorsett	12/28/80	140 - R. Smith	1/9/00
Receiving Yards			
163 - R. Ismail	1/9/00	146 - J. Maclin	1/9/10

★ WILD CARD FIRST TIME/LAST TIME ★

Dallas' first ever appearance in a Wild Card Playoff Game came during the 1980 season (12/28/80). The Cowboys finished the season 12-4 and beat the Los Angeles Rams 34-13 at Texas Stadium in front of 64,533 fans. Dallas then won on the road at Atlanta to advance to the NFC Championship Game where they lost at Philadelphia.

The last time the Cowboys appeared in a Wild Card Playoff Game was in 2022 against Tampa Bay. The Cowboys held off a late Buccaneers rally to win, 31-14, in front of 69,145 fans at Raymond James Stadium in Tampa, Florida.

★ DALLAS WILD CARD HISTORY ★

The Dallas Cowboys have played in 14 Wild Card Playoff games and hold an 8-6 record.

In 14 Wild Card Playoff Games in Dallas history, there have been:

- * Eight games decided by double-digits - five Dallas wins
- * Five games decided by less than a touchdown
- * A three-game win streak by Dallas (2009-2018)
- * A four-game losing streak by Dallas (1998-2006)
- * A 25-point win by Dallas vs. Minnesota (12/28/96) - biggest Cowboys win
- * A 19-point loss by Dallas at Carolina (1/3/04) - biggest loss
- * 55 total points scored in the game between Dallas and Minnesota (12/28/96) - the most combined points in a WC game.

★ POSTSEASON EXPERIENCE ★

Entering the 2023 Playoffs, the Dallas Cowboys boast 35 players on the active roster with postseason experience, and 32 of those players were on Dallas' playoff roster in 2022. Dante Fowler, DeMarcus Lawrence, Zack Martin and Tyron Smith have played the most postseason games with eight:

Dallas Cowboys with Postseason Experience				
Player	Team	Seasons	Games	
Dante Fowler	Jax, LAR, Dal	2017, 18, 22	8	
DeMarcus Lawrence*	Dal	2014, 16, 18, 21, 22	8	
Zack Martin*	Dal	2014, 16, 18, 21, 22	8	
Tyron Smith*	Dal	2014, 16, 18, 21, 22	8	
Stephon Gilmore	NE	2017, 18, 19	7	
Brandin Cooks*	NE, LAR	2017, 18	6	
Jayron Kearse	Min, Dal	2017, 19, 21, 22	6	
Dak Prescott*	Dal	2016, 18, 21, 22	6	
Bryan Anger	Hou, Dal	2019, 21, 22	5	
Dorance Armstrong*	Dal	2018, 21, 22	4	
Michael Gallup*	Dal	2018, 22	4	
Johnathan Hankins	NYG, LV, Dal	2016, 21, 22	4	
Malik Hooker	Ind, Dal	2018, 21, 22	4	
Tyler Biadasz*	Dal	2021, 22	3	
Trevon Diggs*	Dal	2021, 22	3	
Chauncey Golston*	Dal	2021, 22	3	
CeeDee Lamb*	Dal	2021, 22	3	
Jourdan Lewis*	Dal	2018, 21	3	
Osa Odighizuwa*	Dal	2021, 22	3	
Micah Parsons*	Dal	2021, 22	3	
Tony Pollard*	Dal	2021, 22	3	
Donovan Wilson*	Dal	2021, 22	3	
Markquese Bell*	Dal	2022	2	
DaRon Bland*	Dal	2022	2	
Damone Clark*	Dal	2022	2	
Jake Ferguson*	Dal	2022	2	
Neville Gallimore*	Dal	2021, 22	2	
Israel Mukuamu*	Dal	2022	2	
Tyler Smith*	Dal	2022	2	
KaVontae Turpin*	Dal	2022	2	
Sam Williams*	Dal	2022	2	
Peyton Hendershot*	Dal	2022	1	
Brock Hoffman*	Dal	2022	1	
Trent Sieg	LV	2021	1	
Terence Steele*	Dal	2021	1	

*Indicates players on the active roster who have played all post-season games with Dallas.

★ PLAYER PLAYOFF HIGHLIGHTS ★

Brandin Cooks - WR

Across six playoff games with New England (two) and LA Rams (three), reeled in 29 receptions for 447 yards. Posted three 100+ receiving games against Jacksonville in the AFC Championship (1/21/18), New Orleans in the NFC Championship (1/20/19) and in Super Bowl LIII against New England (2/3/19).

Stephon Gilmore - CB

Posted 18 tackles, 11 passes defended, two interceptions and one fumble recovery across seven playoff appearances all with New England (2018-20).

CeeDee Lamb - WR

Notched 15 receptions for 206 yards and one touchdown across three playoff appearances with the Cowboys. Tallied 14 reception for 185 yards and one touchdown in 2022's postseason.

DeMarcus Lawrence - DE

Accumulated 17 tackles, 3.0 sacks, eight tackles for loss, five quarterback pressures, one forced fumble and two fumble recoveries in eight postseason appearances with Dallas. Recorded four tackles, 1.0 sack, two quarterback pressures and two tackles for loss in 2022.

Micah Parsons - LB

Collected seven tackles, 1.0 sacks, three quarterback pressures, three tackles for loss and three passes defended with the Cowboys. Posted four tackles, 1.0 sack, three quarterback pressures, two tackles for loss and three passes defended in 2022.

Dak Prescott - QB

Completed 137-of-216 passes (63.4%) for 1,559 yards with 11 touchdowns and six interceptions. Threw for 305 yards, completing 75.8% of his passes in last seasons Wild Card win over Tampa Bay.

★ PLAYER HIGHLIGHTS VS. GB ★

Brandin Cooks - WR

In three career games against Green Bay, reeled in 16 receptions for 228 yards (14.3 avg.) and a touchdown.

CeeDee Lamb - WR

Caught 11 passes for 150 yards and a pair of touchdowns in 2022 against the Packers.

DeMarcus Lawrence - DE

Tallied 20 tackles, 4.0 sacks, five quarterback pressures, five tackles for loss and one forced fumble in seven career games against Green Bay. Notched four tackles, 1.0 sack, one quarterback pressure in two postseason divisional games against the Packers.

Tony Pollard - RB

Posted 26 carries for 134 yards and one touchdown across two regular season games against Green Bay. Recorded 22 carries for 115 yards and a touchdown in last season's matchup against the Packers.

Dak Prescott - QB

Completed 97-of-153 passes (63.4%) for 1,226 yards, 11 touchdowns and seven interceptions across four regular season games against Green Bay. In the last postseason matchup against the Packers, went 24-of-38 (63.2%) with three touchdowns and one interception in the divisional loss.

★ 2023 STAT COMPARISON ★

(league ranking)

	<u>Cowboys</u>	<u>Packers</u>
Record	12-5	9-8
Scoring Avg. (NFL rank)	29.9 (1)	22.5 (12)
Opp. Scoring Avg. (NFL rank)	18.5 (5)	20.6 (10)
Total Off. (NFL rank)	371.6 (5)	345.5 (11)
Rushing Off. (NFL rank)	112.9 (14)	112.1 (15)
Passing Off. (NFL rank)	258.6 (3)	233.4 (12)
Total Def. (NFL rank)	299.7 (5)	335.1 (17)
Rushing Def. (NFL rank)	112.4 (16)	128.3 (28)
Passing Def. (NFL rank)	187.4 (5)	206.8 (9)
Kickoff Return Avg.	21.8 (21)	25.3 (5)
Punt Return Avg.	5.4 (32)	7.3 (29)
Turnover Margin	+10 (5t)	0 (16t)
Penalties	115	105
Penalty Yards	964	856

★ FIRST TIME, LAST TIME ★

The first time these two teams met, the Dallas Cowboys were 0-7 in their first season in the league. Dallas traveled to Green Bay for its third ever road trip and left with its second-biggest loss of the season, 41-7, in front of 32,294 fans on Nov. 13, 1960.

The last time these two teams met was Week 10 of the 2022 season when Green Bay Dallas. The Packers won a close matchup in overtime at Lambeau Field in front of 78,433 fans.

★ POSTSEASON HISTORY ★

The Dallas Cowboys have advanced to 36 postseasons, tied with this week's foe, Green Bay, for the most postseason appearances by any team in NFL history. Dallas' 36 playoff victories are tied for the second-most in NFL history, trailing only New England's 37 postseason wins:

NFL Team With Most Postseason Wins

Team	W	L	Win%
New England	37	22	.627
Dallas	36	30	.545
Green Bay	36	25	.590
Pittsburgh	36	27	.571
San Francisco	36	23	.610
LA Rams	26	27	.491

★ ALL-TIME STAT COMPARISON ★

This week's matchup marks the ninth postseason game between Dallas and Green Bay. Below is a brief look into the stats of the series:

TEAM TOTALS		
	<u>Cowboys</u>	<u>Packers</u>
Wins.....	4	4
Points.....	223	194
Total Net Yards	2,979	2,870
Net Rushing Yards	1,057	724
Net Passing Yards	1,922	2,146

SINGLE-GAME TEAM-HIGHS

	<u>Cowboys</u>	<u>Green Bay</u>
Points.....	38 1/14/96	34 1/1/67 34 1/15/17
Total Net Yards	450 1/8/95	466 1/16/83
Net Rushing Yards.....	187 1/1/67	158 1/16/83
Net Passing Yards	330 1/8/95	327 1/16/94

SINGLE-GAME INDIVIDUAL HIGHS

<u>Cowboys</u>		<u>Green Bay</u>
Passing Yards		
337 - T. Aikman 1/8/95		331 - B. Favre 1/16/94
Rushing Yards		
150 - E. Smith 1/14/96		101 - E. Lacy 1/11/15
Receiving Yards		
142 - T. Hill 1/16/83		138 - R. Brooks 1/8/95

★ SERIES HISTORY ★

Dallas and Green Bay have squared off 38 times, including the postseason, with Green Bay holding a 21-17 advantage. The teams are 4-4 against each other in the playoffs. Below is a brief look at the last 20 regular season games of the series.

Date	Loc.	Dal W/L	Score	Date	Loc.	Dal W/L	Score
1/16/94*	Dal	W	27-17	11/15/09	GB	L	7-17
10/8/95	Dal	W	34-24	11/7/10	GB	L	7-45
1/8/95*	Dal	W	35-9	12/15/13	Dal	L	36-37
11/18/96	Dal	W	21-6	1/11/15*	GB	L	21-26
1/14/96**	Dal	W	38-27	12/13/15	GB	L	7-28
11/23/97	GB	L	17-45	10/16/16	GB	W	30-16
11/14/99	Dal	W	27-13	1/15/17*	Dal	L	31-34
10/24/04	GB	L	20-41	10/8/17	Dal	L	31-35
11/29/07	Dal	W	37-27	10/6/19	Dal	L	24-34
9/21/08	GB	W	27-16	11/13/22	GB	L(OT)	28-31

*Indicates Divisional Round game

**Indicates NFC Championship game

★ INSIDE THE SERIES HISTORY ★

The Cowboys and Packers first met in Dallas' inaugural season (1960). In total, they have seen each other 38 times.

In the 38 games of the series there has been:

- * Twenty-nine games decided by double-digits
- * Ten games decided by three-or-more touchdowns
- * Nine games decided by a touchdown-or-less
- * An eight-game winning streak by Dallas - tying the fourth-longest win streak against a single opponent
- * A six-game losing streak, tying the third-longest losing streak against a single opponent.
- * A 28-point win by Dallas at Milwaukee (11/12/78) - Dallas' biggest win
- * A 34-point loss by Dallas at Green Bay (11/13/60) - Dallas' biggest loss
- * Eight playoff games - four wins by Dallas
- * Two Monday night games and two Sunday night games
- * Two Thanksgiving Day games and one Thursday night game
- * 891 points scored by Dallas, 914 allowed
- * A 5-12 record when Dallas travels to Green Bay

★ HOME IS WHERE THE TDS ARE ★

Dak Prescott has proven to be one of the top quarterbacks in the league when playing at home. Since he entered the league in 2016, Prescott's 136 total touchdowns (118 passing, 18 rushing) at AT&T Stadium are the most combined passing and rushing touchdowns at home during that span:

Most Passing and Rushing Touchdowns at Home - NFL Since 2016

Player	Gms	PasTD	RushTD	TotTD
Dak Prescott	58	118	18	136
Russell Wilson	60	124	7	131
Tom Brady.....	54	118	6	124
Kirk Cousins.....	60	115	7	122
Aaron Rodgers.....	53	114	7	121

Overall, Dallas has scored 229 touchdowns in 65 games at home versus 160 touchdowns in 65 games on the road since 2016. Dallas' 229 home touchdowns lead the NFL over that span:

Most Overall Touchdowns at Home Since 2016 - NFL

Team	Games	TD	TD/G	Pts/G
Dallas	65	229	3.52	30.2
New Orleans	65	211	3.25	27.7
Buffalo.....	66	201	3.05	25.8
Kansas City.....	66	194	2.94	26.0
Baltimore.....	66	194	2.94	26.6

★ HOME COOKING ★

Since AT&T Stadium opened in 2009, Dallas has posted a 74-47 regular season record at home. However, since 2016, the Cowboys have utilized their home field advantage, going 47-18 at AT&T Stadium, tied for the second-most home wins in the NFL since 2016:

NFL Team Home Wins Since 2016

Team	Games	W	L	T	Win %
Kansas City.....	66	49	17	0	.742
Green Bay.....	65	47	17	1	.731
Dallas	65	47	18	0	.723
Baltimore.....	66	45	21	0	.682
Buffalo.....	66	45	21	0	.682
Pittsburgh.....	66	44	21	1	.674

★ POINT MEN AT HOME ★

Dallas lit up the 175-foot scoreboard at AT&T Stadium in 2023, as they led the NFL with 37.4 points-per-game at home. The Cowboys scored 299 total points at home, a single-season franchise record and the fifth-most home points in a single NFL regular season:

Most Points at Home in a Season - NFL History

Team, Season	Pts	Team, Season	Pts
New Orleans, 2011.....	329	Denver, 2013	316
Green Bay, 2011*.....	321	Dallas, 2023*	299
Green Bay, 2014*.....	318		

*Head Coach Mike McCarthy coached three of the five teams.

★ HISTORIC AT HOME ★

In addition to an undefeated record at AT&T Stadium in 2023, Dallas is putting up historic numbers at home. Dallas scored at least 30 points in seven of its eight home games this season, becoming the first team in NFL history to score 30-plus points in seven home games in a season:

Most 30-Point Games at Home in a Season - NFL History

Team, Season	Gms	PtDiff
Dallas Cowboys, 2023	7	+171
Tampa Bay Buccaneers, 2021	6	+114
New England Patriots, 2007.....	6	+141

The Cowboys scored at least 40 points in four consecutive home games (LAR, 10/29 - Sea, 11/30), becoming the third team in the Super Bowl era with a four-game streak of 40-plus points, joining the 2014 Cincinnati Bengals and 2000 St. Louis Rams.

★ AT&T STADIUM RECORD... ★

The Dallas Cowboys concluded their 15th regular season calling AT&T Stadium home. Dallas' first game at the venue was on Sept. 20, 2009 - a 31-33 loss to the N.Y. Giants. The club's first win came a week later with a 21-7 decision over Carolina.

Dallas was 8-0 at AT&T Stadium in 2023, and they are currently on a 16-game win streak at home, the longest home win streak in the NFL and the second-longest home win streak in franchise history (18 from 1979-81). Dallas joins the New England Patriots as the only teams since 2000 to win at least 16 straight regular season home games. New England accomplished the feat on four different occasions since 2000. Below is a breakdown of the club's record at AT&T Stadium:

Regular season	74-47
Postseason	3-2
Overall.....	77-49

	Regular	Post
September	17-6	
October	17-14	
November	20-16	
December	18-9	
January	2-2	3-2
Playing at noon	24-10	
Playing at 3:30	28-23	1-2
Playing in prime time.....	22-14	2-0

Thursday	9-8
Saturday.....	2-2
Sunday.....	59-32
Monday.....	4-5

Fully closed stadium	50-28	3-2
Fully open stadium.....	12-11	
Roof open, doors closed.....	2-5	
Roof closed, doors open.....	10-3	

Playing against the NFC East.....	30-15	1-0
Playing against the NFC (non-NFC East).....	26-18	2-2
Playing against the AFC.....	18-13	

Team-by-team

Team	W	L	Pct	Team	W	L	Pct
Arizona.....	0	3	.000	Minnesota	1	1	.500
Atlanta.....	3	1	.750	New England	1	1	.500
Baltimore.....	1	0	1.000	New Orleans.....	2	2	.500
Buffalo.....	1	1	.500	N.Y. Giants.....	10	5	.667
Carolina.....	2	1	.667	N.Y. Jets.....	1	1	.500
Chicago.....	2	2	.500	Philadelphia.....	9	6	.600
Cincinnati.....	2	0	1.000	Pittsburgh.....	1	1	.500
Cleveland.....	1	1	.500	San Francisco...1	1	1	.500
Denver.....	0	2	.000	Seattle.....	3	2	.600
Detroit.....	5	1	.833	Tampa Bay.....	3	1	.750
Green Bay.....	0	3	.000	Tennessee.....	0	2	.000
Houston.....	2	0	1.000	Washington.....	11	4	.733
Indianapolis.....	2	0	1.000				
Jacksonville.....	1	1	.500	Postseason			
Kansas City.....	1	0	1.000	Detroit.....	1	0	1.000
LA Chargers.....	0	2	.000	Green Bay.....	0	1	.000
LA Rams.....	4	1	.800	Philadelphia.....	1	0	1.000
Las Vegas.....	2	1	.667	Seattle.....	1	0	1.000
Miami.....	2	0	1.000	San Francisco...0	1	1	.500

Dallas finished 2023 with an 8-0 record at AT&T Stadium in 2023. It marks just the fourth time in franchise history that Dallas went undefeated at home, joining the 1980, 1981 and 1969 teams.

Undefeated Seasons at Home - Dallas Cowboys

Season	Wins	Consec. Wins	Home Record
2023	8	8	8-0
1981.....	8	8	8-0
1980.....	8	8	8-0
1969.....	6	4	6-0-1

172

Dallas' +172 point differential at home in 2023 was a single-season franchise record. It is also tied for the 10th-highest point differential at home in NFL history. The last team with a higher home point differential at home was the 2011 New Orleans Saints (+186).

★ THE DALLAS COWBOYS - A CHAMPIONSHIP TRADITION ★

SUPER BOWL CHAMPIONSHIPS

New England Patriots	6
Pittsburgh Steelers	6
DALLAS COWBOYS	5
San Francisco 49ers	5
Green Bay Packers	4
New York Giants	4
Denver Broncos	3
Kansas City Chiefs	3
Oakland Raiders	3
Washington Commanders	3

POSTSEASON GAMES

DALLAS COWBOYS ...	66
Pittsburgh Steelers	63
Green Bay Packers	61
New England Patriots	59
San Francisco 49ers	59
StL/LA Rams	53
Minnesota Vikings	52

SUPER BOWL APPEARANCES

New England Patriots	11
DALLAS COWBOYS	8
Pittsburgh Steelers	8
Denver Broncos	8
San Francisco 49ers	7
Green Bay Packers	5
Kansas City Chiefs	5
Miami Dolphins	5
New York Giants	5
Oakland Raiders	5
Washington Commanders	5

CONSEC. POSTSEASON APPEARANCES

New England Patriots (2009-19) ..	11
DALLAS COWBOYS (1975-83) ..	9
Indianapolis Colts (2002-10)	9
DALLAS COWBOYS (1966-73) ..	8
Pittsburgh Steelers (1972-79) ..	8
Los Angeles Rams (1973-80) ..	8
San Francisco 49ers (1983-90) ..	8

POSTSEASON VICTORIES

New England Patriots	37
DALLAS COWBOYS ...	36
Pittsburgh Steelers	36
Green Bay Packers	36
San Francisco 49ers	36
StL/LA Rams	26
Oak/LV Raiders	25
New York Giants	25
Philadelphia Eagles	25

CONSECUTIVE WINNING SEASONS

DALLAS COWBOYS (1966-85) ..	20
New England Patriots (2001-19) ..	19
Oakland Raiders (1965-80) ..	16
San Francisco 49ers (1983-98) ..	16
Chicago Bears (1930-44)	15
Green Bay Packers (1934-47) ..	14

POSTSEASON APPEARANCES

DALLAS COWBOYS ...	36
Green Bay Packers	36
Pittsburgh Steelers	34
New York Giants	33
Cle./StL/LA Rams	32
Minnesota Vikings	31
Philadelphia Eagles	30
Indianapolis Colts	29
San Francisco 49ers	29
New England Patriots	28
Chicago Bears	27

ALL-TIME REGULAR SEASON WINNING %

DALLAS COWBOYS	0.576
Green Bay Packers	0.571
Baltimore Ravens	0.570
Chicago Bears	0.556
New England Patriots	0.556
Miami Dolphins	0.555
Kansas City Chiefs	0.547

46 SEASONS OF 500-OR-BETTER			36 POSTSEASON APPEARANCES			26 DIVISION TITLES		16 NFL/NFC CHAMPIONSHIP GAME FINALIST			8 NFC CHAMPIONSHIPS		5 SUPER BOWL CHAMPIONSHIPS	
1965	1982	2009	1966	1991		1966	1992	1966	1975	1992	1970	1992	1971	1992
1966	1983	2011	1967	1992		1967	1993	1967	1977	1993	1971	1993	1977	1993
1967	1984	2012	1968	1993		1968	1994	1970	1978	1994	1975	1995		1995
1968	1985	2013	1969	1994		1969	1995	1971	1980	1995	1977			
1969	1991	2014	1970	1995		1970	1996	1972	1981		1978			
1970	1992	2016	1971	1996		1971	1998	1973	1982					
1971	1993	2017	1972	1998		1973	2007							
1972	1994	2018	1973	1999		1976	2009							
1973	1995	2019	1975	2003		1977	2014							
1974	1996	2021	1976	2006		1978	2016							
1975	1998	2022	1977	2007		1979	2018							
1976	1999	2023	1978	2009		1981	2021							
1977	2003		1979	2014		1985	2023							
1978	2005		1980	2016										
1979	2006		1981	2018										
1980	2007		1982	2021										
1981	2008		1983	2022										
			1985	2023										



★ PRO BOWL COWBOYS ★

Since 2010 Dallas has selected 19 players in the NFL Draft that have gone on to make at least one Pro Bowl - the most in the NFL over that span (Kansas City, 16; Minnesota, 15). Since 1989 Dallas has sent 59 different players to the Pro Bowl, and of those, Dallas drafted 41. Additionally, 31 Cowboys draft picks have been selected to 96 Pro Bowls since 2002, which is 13 more than any other team over that span (Kansas City, 83 Pro Bowl selections):

COWBOYS PRO BOWL DRAFT PICKS SINCE 2002 (BY YEAR DRAFTED)

- 2002: Roy Williams (5)
- 2002: Andre Gurode (5)
- 2003: Terence Newman (2)
- 2003: Jason Witten (11)
- 2005: DeMarcus Ware (9 - 7 with Dallas)
- 2005: Marion Barber (1)
- 2005: Jay Ratliff (4)
- 2006: Jason Hatcher (1)
- 2007: Anthony Spencer (1)
- 2007: Nick Folk (1)
- 2008: Mike Jenkins (1)
- 2008: Martellus Bennett (1 - with Chicago)
- 2010: Sean Lee (2)
- 2010: Dez Bryant (3)
- 2011: Tyron Smith (8)
- 2011: DeMarco Murray (3 - 2 with Dallas)



- 2011: Dwayne Harris (1 - with N.Y. Giants)
- 2013: Travis Frederick (5)
- 2014: Zack Martin (9)
- 2014: DeMarcus Lawrence (3)
- 2015: Byron Jones (1)
- 2016: Dak Prescott (3)
- 2016: Ezekiel Elliott (3)
- 2016: Jaylon Smith (1)
- 2018: Leighton Vander Esch (1)
- 2019: Tony Pollard (1)
- 2020: CeeDee Lamb (3)
- 2020: Trevon Diggs (2)
- 2020: Tyler Biadasz (1)
- 2021: Micah Parsons (2)
- 2022: DaRon Bland (1)

DAK PRESCOTT NOTES



All-Time Ranks - Cowboys QBs

- 1st** - Completion Pct. (67.0%)
- 2nd** - Passing Touchdowns (202)
- 3rd** - Passing Yards (29,459)
- Attempts (3,873)
- Completions (2,595)
- 4th** - Total Wins (73)

2023 DALLAS COWBOYS



★ COMPLETE CONTROL ★

Dak Prescott completed 410-of-590 passes in 2023, a completion rate of 69.5% that ranked second in the NFL:

Highest Completion Percentage Among NFL QBs - 2023

Player, Team	Comp%	Player, Team	Comp%
Jake Browning, Cin.....	70.4%	Brock Purdy, SF.....	69.4%
Dak Prescott, Dal.....	69.5%	Tua Tagovailoa, Mia	69.3%
Kirk Cousins, Min.....	69.5%	Derek Carr, NO.....	68.4%

Prescott's career-best 69.5% completion rate was also the second-highest mark in a season in franchise history:

Highest Single-Season Comp.%, Cowboys History

Player	Season	Comp	Attempts	Comp%
Tony Romo.....	2014	304	435	69.9%
Dak Prescott.....	2023	410	590	69.5%
Troy Aikman.....	1993	271	392	69.1%
Dak Prescott.....	2021	410	596	68.8%
Dak Prescott.....	2016	311	459	67.8%

Prescott completed over 80.0% of his passes in four games in 2023 (NYJ, 9/17; NE, 10/1; LAR, 10/29; @Was, 1/7/24) - becoming the first quarterback in NFL history with an 80.0 completion percentage-or-higher in four games in a season.

★ TOP 5 PRESCOTT ★

Dak Prescott has placed himself in the MVP conversation with his performance in 2023. Prescott ranks in the top-five of almost every main statistical passing category this season:

Dak Prescott 2023 Stats - NFL Rank

Stats	Total	Rank
Passing Touchdowns.....	36	1st
Completions.....	410	1st
Completion Percentage.....	69.5%	2nd
Passer Rating.....	105.9	2nd
Passing Yards.....	4,516	3rd
Interception Percentage.....	1.5%	4th
25+ Yard Completions.....	38	4th

★ LEADING THE CHARGE ★

In the last three seasons, the Cowboys are scoring 27.9 offensive points-per-game when Dak Prescott is under center, most in the NFL during that span:

Offensive Points-Per-Game With Starting Quarterback NFL - 2021-23

QB, Team	GS	PPG
Dak Prescott, Dal.....	45	27.9
Josh Allen, Buf.....	50	26.7
Patrick Mahomes, KC.....	50	25.7
Lamar Jackson, Bal.....	40	25.4
Jalen Hurts, Phi.....	47	25.2

★ DAK TO THE FUTURE ★

Now in his eighth pro season, Dak Prescott ranks first in completion percentage (67.0%), second in passing touchdowns (292), third in completions (2,595), attempts (3,873), passing yards (29,459) and fourth in wins (73) in regular season team history:

Dallas Cowboys All-Time QB Chart

WINS AS STARTER	PASSING YARDS
Troy Aikman..... 94	Tony Romo..... 34,183
Roger Staubach..... 85	Troy Aikman..... 32,942
Tony Romo..... 78	Dak Prescott..... 29,459
Dak Prescott..... 73	Roger Staubach..... 22,700
Danny White..... 62	Danny White..... 21,959

ATTEMPTS	PASSING TOUCHDOWNS
Troy Aikman..... 4,715	Tony Romo..... 247
Tony Romo..... 4,335	Dak Prescott..... 202
Dak Prescott..... 3,873	Troy Aikman..... 165
Roger Staubach..... 2,958	Danny White..... 155
Danny White..... 2,950	Roger Staubach..... 153

COMPLETIONS	COMPLETION PCT
Troy Aikman..... 2,898	Dak Prescott..... 67.0%
Tony Romo..... 2,829	Tony Romo..... 65.3%
Dak Prescott..... 2,595	Troy Aikman..... 61.5%
Danny White..... 1,761	Danny White..... 59.7%
Roger Staubach..... 1,685	Roger Staubach..... 57.0%

★ TURNING THE TIDES ★

The Dallas Cowboys started off the 2023 season with an emphasis on getting rid of the ball quickly to their playmakers in space. According to TruMedia, Dak Prescott averaged 212.2 passing yards-per-game in Weeks 1-5, 20th in the NFL during that span.

Since Week 6, Prescott leads the league in passing yards-per-game (287.9), passer rating (112.7) and touchdown passes (31). Below are Prescott's passing stats and its NFL ranks split between Weeks 1-5 and Weeks 6-18:

Dak Prescott Passing Stats - 2023

Weeks 1-5 (Rank)		Weeks 6-18 (Rank)
212.2 (20)	Passing Yds/Game	287.9 (1)
87.5 (19)	Passer Rating	112.7 (1)
5 (T-17)	Passing TD	31 (1)
15 (13)	Big Plays (20+)	47 (3)
69.4% (8)	Completion %	69.5% (4)
6.6 (25)	Yds/Attempt	8.0 (4)

DAK PRESCOTT NOTES, CONT.

★ DAK'S RECORD WHEN... ★

Since taking over as Dallas' starting quarterback in 2016, Dak Prescott has compiled a 73-41 regular season record in 114 career starts, and he is 2-4 in the postseason. Below is a look at Prescott's record under several different circumstances:

	Regular	Post
Playing at home:	43-15	1-2
Playing on the road:	30-26	1-2
Playing indoors:	40-15	1-2
Playing outdoors:	33-26	1-2
Playing against the NFC East:.....	32-8	
Playing against the AFC (non-NFC East): ..	25-18	2-4
Playing against the AFC:	16-15	
Playing on Thursday:.....	10-5	
Playing on Saturday:.....	3-0	1-1
Playing on Sunday:.....	51-33	0-3
Playing on Sunday night.....	12-8	
Playing on Monday night:	5-1	1-0
Playing on artificial turf:	57-26	1-2
Playing on natural grass:	16-15	1-2
Offense totals over 400 yards:	41-13	1-1
Throws for over 300 yards:	17-9	1-1
Throws for 200-299 yards:	43-18	1-3
Attempts 30 passes-or-more	43-34	2-4
Throws only one touchdown:	19-9	1-3
Throws more than one touchdown:	46-17	1-1
Completes 65.0%-or-more of his passes:....	54-14	2-0
Averages more than 7.0 yards-per-attempt...	56-13	1-2
Has more than one Big Play (25+) passing...	40-17	2-1
Throws no interceptions:	49-13	1-1
Throws one interception:	17-16	1-2
Throws more than one interception:	6-13	0-1
Records at least 100.0 passer rating:	52-9	1-1
Commits no turnovers.....	41-9	1-1
Against teams with winning record:	23-21	1-4
Against teams with .500 record:	14-9	
Against teams with losing record:	36-10	1-0
Has between one-five rush attempts	46-32	0-4
Has five-or-more rush attempts	26-9	2-0
Sacked one time-or-less:	40-11	2-2
Sacked more than once:	33-30	0-2
September:	14-10	
October:	17-8	
November:	19-12	
December:	21-8	
January:.....	2-3	2-4

Team-by-team						
Team	W	L	Pct	Team	W	L Pct
Arizona.....	1	2	.333	Minnesota.....	2	1 .667
Atlanta.....	3	1	.750	New England... 2	1	.667
Baltimore.....	1	0	1.000	New Orleans... 2	1	.667
Buffalo.....	0	2	.000	N.Y. Giants 12	2	.857
Carolina.....	2	1	.667	N.Y. Jets 1	1	.500
Chicago.....	2	1	.667	Philadelphia.... 9	4	.692
Cincinnati.....	1	0	1.000	Pittsburgh..... 1	0	1.000
Cleveland.....	1	1	.500	San Francisco . 2	1	.667
Denver.....	0	2	.000	Seattle 1	3	.250
Detroit.....	5	0	1.000	Tampa Bay 2	2	.500
Green Bay.....	1	3	.250	Tennessee..... 1	1	.500
Houston.....	1	1	.500	Washington 11	2	.846
Indianapolis... 1	1	.500				
Jacksonville... 1	1	.500				
Kansas City.... 1	1	.500				
LA Chargers.... 2	1	.667				
LA Rams.....	2	2	.500			
Las Vegas.....	1	1	.500			
Miami.....	1	1	.500			

Postseason		
Team	W	L Pct
Green Bay.....	0	1 .000
L.A. Rams.....	0	1 .000
San Francisco .	0	2 .000
Seattle.....	1	0 1.000
Tampa Bay.....	1	0 1.000

★ QB WINS ★

In eight regular seasons as the Dallas Cowboys quarterback, Dak Prescott has proven to be a winner, as his 73 victories are fourth in team history and rank third among quarterbacks since 2016:


Wins by Starting NFL QB - 2016-23				
Player	W	L	T	Win%
Tom Brady, NE/TB	79	31	0	.718
Patrick Mahomes, KC.....	74	22	0	.771
Dak Prescott, Dal.....	73	41	0	.640
Russell Wilson, Sea/Den	69	54	1	.560
Aaron Rodgers, GB/NYJ.....	68	36	1	.652

Since 2016, Prescott has the most wins against his division, going 32-8 in games he has started against the NFC East:


Player	Wins	Player	Wins
Dak Prescott, Dal.....	32	Patrick Mahomes, KC.....	30
Tom Brady, NE/TB	31	Aaron Rodgers, GB/NYJ ..	26

★ PRESCOTT TDs BY TEAM ★


Dak Prescott has thrown a touchdown pass against all 31 NFL teams in the regular season. He is the 30th quarterback in NFL history to throw at least one touchdown pass against 31-or-more opponents. Below is a team-by-team breakdown of his touchdowns through the air:



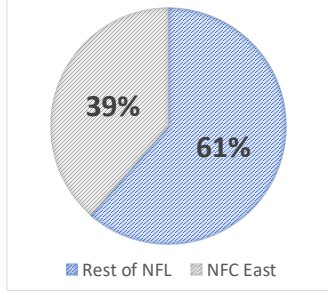
27 **27**



24








DAK PRESCOTT PASSING TDs



■ Rest of NFL ■ NFC East

Prescott has added 11 passing touchdowns in his postseason career. Below is a team-by-team breakdown of his postseason touchdowns through the air:

4 **3** **2** **1** **1**

DAK PRESCOTT NOTES, CONT.

★ RATE THIS ★

Dak Prescott showcased efficiency and accuracy in 2023, as his 69.5 completion percentage ranked second in the NFL, and his 105.9 passer rating was second in the league:

NFL Passer Rating - 2023

QB, Team	Comp	Att	Comp%	TD	PsRtng
Brock Purdy, SF.....	308	444	69.4%	31	113.0
Dak Prescott, Dal.....	410	590	69.5%	36	105.9
Kirk Cousins, Min.....	216	311	69.5%	18	103.8
Lamar Jackson, Bal.....	307	457	67.2%	24	102.7
Tua Tagovailoa, Mia.....	388	560	69.3%	29	101.1

Prescott's 105.9 passer rating is a career-high and ranked second in single-season franchise history:

Single-Season Passer Rating - Cowboys History

Player, Season	PsRtng	Player, Season	PsRtng
Tony Romo, 2014.....	113.2	Roger Staubach, 1971..	104.8
Dak Prescott, 2023.....	105.9	Dak Prescott, 2021.....	104.2
Dak Prescott, 2016.....	104.9	Tony Romo, 2011.....	102.5

★ QB RATINGS AT 100.0 ★

Dak Prescott has 61 career games with a 100.0 passer rating, second in team history behind Tony Romo (67). In 2023 Prescott had 11 games with a 100.0 rating, most in the NFL:

100.0 QB Rating Games - NFL 2023

Player	Games	Player	Games
Dak Prescott, Dal.....	11	Derek Carr, NO.....	9
Brock Purdy, SF.....	10	Four others tied.....	8
Jordan Love, GB.....	10		

Prescott also tied his franchise record that he set in 2016 for the most 100.0 rating games in a season.

100.0 QB Rating Games in a Season - Cowboys History

Player	Games	Player	Games
Dak Prescott, 2023.....	11	Tony Romo, 2014.....	10
Dak Prescott, 2016.....	11	Tony Romo, 2007.....	10
Dak Prescott, 2021.....	10		

Prescott's 61 games with at least a 100.0 rating from 2016-23 are the second-most 100.0 rating games by a quarterback through his first eight seasons in NFL history:

100.0 QB Rating Games - First Eight Seasons

Player	Games	Seasons
Russell Wilson.....	65	2012-18
Dak Prescott.....	61	2016-23
Patrick Mahomes.....	53	2018-23

★ MAN-TO-MAN ★

Heading into the 2023 season, Dak Prescott had a career passer rating of 101.6 against man coverage, 13th in the NFL since 2016.

According to Next Gen Stats, Prescott's 128.9 passer rating against man coverage in 2023 led the NFL among qualifying quarterbacks:

Passer Rating Against Man Coverage - NFL 2023

QB, Team	Comp	Att	Comp%	TD	INT	Rtng
Dak Prescott, Dal.....	124	188	66.0%	23	2	128.9
Brock Purdy, SF.....	85	138	61.6%	17	1	128.0
Tua Tagovailoa, Mia.....	88	143	61.5%	16	2	117.0
Kirk Cousins, Min.....	55	88	62.5%	9	1	115.5
Patrick Mahomes, KC..	185	100	59.9%	19	4	110.6

Dak Prescott Stats Against Man Coverage - NFL Rank 2023

Stats	Total	Rank
Passing Yards.....	1,657	1st
Passing Touchdowns.....	23	1st
Passer Rating.....	128.9	1st
Completion Percentage.....	66.0%	1st
Yards-Per-Attempt.....	8.8	2nd

★ TOUCHDOWNS GALORE ★

Dak Prescott led the NFL with 36 touchdown passes in 2023. He joined Bob Waterfield (1945-46) as the only two quarterbacks in NFL history to lead the league in passing touchdowns just one year after leading the NFL in interceptions.

Passing Touchdowns - NFL 2023

Player, Team	Pass TD	Player, Team	Pass TD
Dak Prescott, Dal.....	36	Jared Goff, Det.....	30
Jordan Love, GB.....	32	Josh Allen, Buf.....	29
Brock Purdy, SF.....	31	Tua Tagovailoa, Mia.....	29

Prescott also became the first quarterback in Cowboys history to lead the NFL in passing touchdowns outright. Roger Staubach tied the league lead (23) in 1973.

Prescott's 36 touchdown passes in 2023 tied for second in single-season team history, trailing only his franchise record of 37 passing touchdowns that he set in 2021:

Passing Touchdowns - NFL 2023

Player, Season	Pass TD	Player, Season	Pass TD
Dak Prescott, 2021.....	37	Tony Romo, 2014.....	34
Dak Prescott, 2023.....	36	Tony Romo, 2013.....	31
Tony Romo, 2007.....	36	Tony Romo, 2011.....	31

★ QB'S MULTIPLE TOUCHDOWNS ★

Dak Prescott had 11 multi-passing touchdown games in 2023, tied with Jordan Love for most in the NFL and tied for second in single-season franchise history:

Multi-Passing Touchdown Games in a Season

Cowboys History			
Player, Season	Games	Player, Season	Games
Tony Romo, 2007.....	12	Tony Romo, 2014.....	11
Dak Prescott, 2023.....	11	Tony Romo, 2011.....	11
Dak Prescott, 2021.....	11		

Prescott's 63 career games with two-or-more touchdown passes rank second in team history behind Tony Romo (79). Prescott went on a career-long seven-game streak with multiple touchdown passes in 2023 (vs. LAR, 10/29 - vs. Phi, 12/10), tied with Tony Romo (2006-07) for the longest multi-passing touchdown streak in team history.

Prescott also recorded three-or-more touchdown passes in six games in 2023, most in the NFL. Prescott's 36 career three-touchdown games rank second in franchise history:

Three Passing Touchdown Games - Dallas Cowboys

Player	Games	Player	Games
Tony Romo.....	40	Roger Staubach.....	17
Dak Prescott.....	36	Don Meredith.....	14
Danny White.....	20	Troy Aikman.....	20

Among NFL quarterbacks, Prescott's 36 career three-touchdown games are the fourth-most such games in an NFL player's first eight seasons:

Three Passing Touchdown Games - First Eight Seasons

NFL History			
Player	Games	Player	Games
Dan Marino, Mia.....	42	Dak Prescott, Dal.....	36
Patrick Mahomes, KC... 38		Brett Favre, GB.....	33
Peyton Manning, Ind.... 37		Aaron Rodgers, GB.....	32

Prescott threw four touchdowns in four games in 2023, most in the NFL. His 11 career games with four scores through the air are the most in franchise history:

Four Passing Touchdown Games - Dallas Cowboys

Player	Games	Player	Games
Dak Prescott.....	11	Don Meredith.....	6
Tony Romo.....	10	Troy Aikman.....	3
Danny White.....	8	Craig Morton.....	2

410 Dak Prescott's 410 completions in 2023 tied a career-best, which is also tied for second in franchise history, trailing only Tony Romo's 425 completions in 2012.

DAK PRESCOTT NOTES, CONT.

★ THIRD DOWN DARLING ★

Dak Prescott's ability to make the play that extends the drive on third down should not be overlooked, especially in passing situations. On 126 third down passing attempts in 2023, Prescott led all NFL quarterbacks in completion percentage (69.0%) and passer rating (116.7) on third down plays:

Third Down Passer Rating - 2023 NFL QBs *min. 60 third down pass attempts*

Player	Att.	Comp	Pct%	TD	INT	Rtng
Dak Prescott, Dal	145	100	69.0%	11	3	116.7
Patrick Mahomes, KC....	147	94	63.9%	15	3	112.6
Kirk Cousins, Min.....	84	55	45.7%	6	1	111.5
Matthew Stafford, LAR	132	82	62.1%	11	1	111.3
Russell Wilson, Den.....	105	69	65.7%	9	2	108.2

Prescott was also fourth among all starting quarterbacks in 2023 with a 45.9% third down conversion rate, which includes passing attempts, quarterback rushing attempts and sacks:

Third Down Conversion Rate - 2023 NFL QBs *min. 50 third down chances*

Player	Att.	Conv.	1stD Pct
Jalen Hurts, Phi.....	186	90	48.4%
Josh Allen, Buf.....	185	87	47.0%
Brock Purdy, SF.....	124	58	46.8%
Dak Prescott, Dal	183	84	45.9%
Jordan Love, GB.....	187	83	44.4%

Third down chances include passing attempts, quarterback rushing attempts and sacks on third down plays this season.

★ OUT OF POCKET ★

Dak Prescott threw for a score outside of the pocket five times this season. Overall in 2023, Prescott led the NFL in completion percentage (69.3%) and ranked second in passer rating (115.9) when throwing outside the pocket:

Passer Rating Out of the Pocket - NFL 2023

QB, Team	Comp	Att	Comp%	TD	PsRtng
Brock Purdy, SF.....	51	78	65.4%	9	118.2
Dak Prescott, Dal	61	88	69.3%	6	115.9
Lamar Jackson, Bal.....	41	68	60.3%	6	113.3
Joe Burrow, Cin.....	19	32	59.4%	6	112.0
Tua Tagovailoa, Mia.....	47	74	63.5%	3	94.7

★ DAK AGAINST THE BLITZ ★

When opponents brought five-or-more pass rushers, Dak Prescott has completed 100-of-147 passes, a 69.0% completion rate against the blitz that was third in the NFL per *Pro Football Focus*:

Completion Percentage Against the Blitz - NFL 2023

QB, Team	Comp	Att	Comp%
Patrick Mahomes, KC.....	103	147	70.1%
Dak Prescott, Dal	120	174	69.0%
Brock Purdy, SF.....	117	172	68.0%
Tua Tagovailoa, Mia.....	87	128	68.0%

★ BALL SECURITY ★

Dak Prescott has found a way to avoid the negative play throughout his NFL tenure. In 2023 Prescott threw nine interceptions on 590 pass attempts, a 1.53% interception percentage that tied for fourth in the NFL:

Interception Percentage - NFL 2023

Player	Att	INT	INT%
C.J. Stroud, Hou.....	473	5	1.06%
Kenny Pickett, Pit.....	324	4	1.23%
Derek Carr, NO.....	548	8	1.46%
Dak Prescott, Dal	590	9	1.53%
Lamar Jackson, Bal.....	457	7	1.53%

★ DOWN FIELD DAK ★

Dak Prescott has pushed the ball down the field in 2023. Since Week 6, Prescott completed 47 passes of 20-plus yards, third in the NFL during that span. Overall in 2023, Prescott tied for fourth in the league with 62 big play (20+ yards) passes:

Big Play Passes - NFL 2023

Player	20+ Comp	Player	20+ Comp
Brock Purdy.....	72	Matthew Stafford.....	62
Jared Goff.....	69	Baker Mayfield.....	60
C.J. Stroud.....	66	Tua Tagovailoa.....	58
Dak Prescott	62	Jordan Love.....	55

Additionally, Prescott completed eight passes of 25-plus yards in the win against the N.Y. Giants (11/12), tied for the most 25-yard completions by any NFL quarterback since 1994, when the stat became available:

Most 25+ Yard Completions in a Game - NFL Since 1994

Player, Team	Opp, Date	25+
Dak Prescott, Dal	NYG, 11/12/23	8
Jameis Winston, TB.....	Det, 12/15/19	8
Patrick Mahomes, KC.....	Oak, 9/15/19	8
Tony Romo, Dal.....	Den, 10/6/13	8
Ben Roethlisberger, Pit....	GB, 12/20/09	8
Drew Brees, NO.....	Bal, 10/29/06	8
Brad Johnson, Was.....	SF, 12/26/99	8

★ FOURTH QUARTER WINS ★

Since taking over as the Dallas Cowboys starting quarterback in 2016, Dak Prescott has engineered his share of fourth quarter wins for the club. Included in his 73 regular season wins as a starter are 22 occasions in which he led the team to victory when the club was tied or trailing in the fourth quarter or overtime. Prescott's 22 wins are the second-most by a Dallas signal caller:

4th Quarter/OT Wins - Cowboys

Quarterback	Wins	Quarterback	Wins
Tony Romo.....	24	Roger Staubach.....	13
Dak Prescott	22	Danny White.....	11
Troy Aikman.....	15		

Below is a look at each of Prescott's 22 games in which the game was tied or the team trailed in the fourth quarter to pull out the win and his fourth quarter/overtime stats:

Date	Opp	Score	Time	Att	Com	Yds	TD	Int	Final Score
9/18/16	@Was	20-23	4:45	7	6	66	0	0	27-23
10/30/16	PHI*	13-23	7:48	20	11	135	2	0	29-23
11/13/16	@Pit	29-30	0:42	11	10	83	0	0	35-30
12/1/16	@Min	7-9	14:11	4	2	26	1	0	17-15
12/18/16	TB	17-20	9:35	6	6	41	0	0	26-20
9/25/17	@Ari	14-14	14:45	3	3	94	1	0	28-17
12/10/17	@NYG	10-10	9:29	6	4	158	2	0	30-10
12/17/17	@Oak	17-17	6:30	6	5	82	0	0	20-17
12/31/17	@Phi	0-0	12:19	9	6	75	1	0	6-0
9/30/18	DET	23-24	2:17	11	7	99	0	0	26-24
11/11/18	@Phi	20-20	7:27	8	7	88	1	0	27-20
11/18/18	@Atl	19-19	1:52	6	4	45	0	0	22-19
12/9/18	PHI*	23-23	1:39	12	11	94	1	0	29-23
12/30/18	@NYG	28-32	3:21	10	5	78	1	0	36-35
9/20/20	Atl	24-36	15:00	21	13	182	1	0	40-39
9/19/21	@LAC	17-17	3:54	8	7	47	0	0	20-17
10/17/21	@NE*	29-29	7:53	5	5	71	1	0	35-29
12/11/22	Hou	20-23	3:20	7	6	79	0	0	27-23
12/24/22	Phi	27-34	9:59	10	7	127	1	0	40-34
10/16/23	@LAC	10-10	2:19	9	6	111	1	0	20-17
11/30/23	Sea	27-28	7:04	9	6	50	1	0	41-35
12/30/23	Det	13-17	12:18	5	5	54	1	0	20-19

**italics indicate overtime and are reflected in the stats totals*

Amongst all NFL quarterbacks, Prescott has the fifth-most game-winning drives from 2016-23:

Game-Winning Drives - NFL (2016-23)

Player	Drives	Player	Drives
Derek Carr.....	29	Matthew Stafford.....	24
Russell Wilson.....	25	Dak Prescott	22
Kirk Cousins.....	24	Tannehill/Roethlisberger....	20

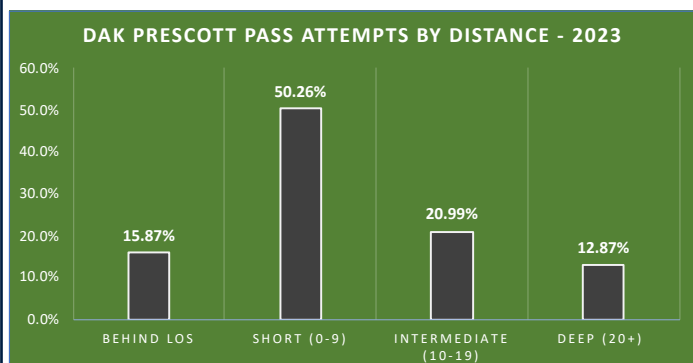
**Game Winning Drive = Fourth quarter drive that puts team ahead for the final time*

**4th Quarter Comeback = Offense overcomes a deficit to win the game*

DAK PRESCOTT NOTES, CONT.

★ PASSING DEPTH CHART ★

Below is a chart that details Dak Prescott's attempts by distance for the 2023 season, per *Pro Football Focus*:



Outside Left	Between Numbers	Outside Right
8/16	16/32	11/25
218	487	319
1 TD, 0 INT	5 TD, 1 INT	4 TD, 0 INT
116.7 NFL	122.4 NFL	130.4 NFL
21/30	21/40	30/49
346	439	453
4 TD, 0 INT	5 TD, 1 INT	5 TD, 1 INT
148.1 NFL	120.7 NFL	117.1 NFL
58/68	111/150	53/67
438	988	434
6 TD, 1 INT	3 TD, 4 INT	0 TD, 1 INT
116.8 NFL	86.8 NFL	87.4 NFL
19/20	43/48	20/22
67	245	85
1 TD, 0 INT	2 TD, 0 INT	0 TD, 0 INT
97.3 NFL	101.8 NFL	82.8 NFL

Statistics: COM/ATT
YDS (YAC)

★ FOUR STAR RATING ★

Dak Prescott reached 1,500 pass attempts in the first week of 2019, qualifying him for the all-time NFL passing record books. Prescott ranks fifth in NFL annals in QB Rating, edging out Tony Romo (97.1) as the highest-rated passer in Cowboys history:

All-Time NFL Quarterback Rating

Player	Att	Cmp	Pct	Yds	TD	Int	Ratio	Rate
Aaron Rodgers ..	7,661	5,001	65.3	59,005	475	105	4.52	103.6
Patrick Mahomes.	3,590	2,386	66.5	28,424	219	63	3.48	103.5
Deshawn Watson ...	2,089	1,390	66.5	16,756	118	45	2.62	100.8
Russell Wilson ...	5,665	3,668	64.7	43,653	334	106	3.15	100.0
Dak Prescott.....	3,873	2,595	67.0	29,459	202	74	2.73	99.0
Drew Brees.....	10,551	7,142	67.7	80,358	571	243	2.35	98.7
Joe Burrow	1,895	1,288	68.0	14,083	97	37	2.62	98.6
Kirk Cousins	5,177	3,465	66.9	39,471	270	110	2.45	98.2
Lamar Jackson ..	2,112	1,362	64.5	15,887	125	45	2.78	98.0
Jimmy Garoppolo .	1,894	1,277	67.4	15,494	94	51	1.84	97.7

★ NFC OFFENSIVE POTM ★



Dak Prescott was named NFC Offensive Player of the Month for November, his first career Player of the Month award.

Prescott went on a torrid stretch in his five games in November, completing 68.9% of his passes for 1,597 yards, 16 touchdowns and one interception. Prescott's 1,597 passing yards were the fifth-most in NFL history in the month of November. The most passing yards ever in November was also Prescott's 1,665 yards in 2019.

★ PLAYOFF PRESCOTT ★

Below are Dak Prescott's career postseason stats and where they rank among franchise quarterbacks (min. 150 attempts):

Dallas Cowboys Postseason All-Time Passing Leaders

ATTEMPTS		PASSING TOUCHDOWNS	
Troy Aikman	502	Roger Staubach.....	24
Roger Staubach	410	Troy Aikman.....	23
Danny White.....	360	Danny White.....	15
Dak Prescott.....	216	Dak Prescott.....	11
Tony Romo.....	185	Tony Romo.....	8

COMPLETIONS

Troy Aikman	320
Roger Staubach	223
Danny White.....	206
Dak Prescott.....	137
Tony Romo.....	114

COMPLETION PCT

Troy Aikman.....	63.7%
Dak Prescott.....	63.4%
Tony Romo.....	61.6%
Danny White.....	57.2%
Roger Staubach.....	54.4%

PASSING YARDS

Troy Aikman.....	3,849
Roger Staubach.....	2,791
Danny White.....	2,284
Dak Prescott.....	1,559
Tony Romo.....	1,316

PASSER RATING

Tony Romo.....	93.0
Dak Prescott.....	92.3
Troy Aikman.....	88.3
Roger Staubach.....	76.0
Danny White.....	71.6

★ KEEPING IT ¹⁰⁰ ★

Dak Prescott has proven to be a threat with both his legs and his arm during his career. After throwing for 143 yards in the season-opening win at the New York Giants (9/10), Prescott eclipsed 25,000 career passing yards and joined Aaron Rodgers and Patrick Mahomes as the only three players in NFL history with 25,000 passing yards and 1,500 rushing yards in their first 100 career games.

Prescott is one-of-two quarterbacks in NFL history - Josh Allen - with 150 passing touchdowns and 25 rushing touchdowns in his first 100 career games.

Below are several stats from Prescott's career and where Prescott ranks among NFL quarterbacks through 114 career starts:

Dak Prescott QB Stats - NFL Rank Through 114 Starts

Stats	Total	Rank
Completions.....	2,595	4th
Completion Percentage.....	67.0%	4th
Passer Rating.....	99.0	6th
Passing Yards.....	29,459	9th
Passing Touchdowns.....	202	10th
Rush TDs by a QB.....	28	T-13th

★ PRESCOTT TARGETS ★

In 2023 Dak Prescott completed 410-of-590 passes for 4,516 yards, 36 touchdowns and nine interceptions. Below is a breakdown of Prescott's targets by position and player in 2023:

Position Breakdown						
	Comp.	Yds	TD	Comp.	Yds	TD
WR.....	212	2,747	19	RB.....	71	418
TE.....	70	727	7			2

Player Breakdown by Completions							
Player	Cmp	Yds	TD	Player	Cmp	Yds	TD
C. Lamb.....	133	1,740	12	K. Turpin.....	11	117	3
J. Ferguson...71	761	5	L. Schoonmaker.7	60	2		
T. Pollard.....55	311	0	D. Vaughn.....5	28	0		
B. Cooks.....54	657	8	J. Brooks.....3	42	0		
M. Gallup.....32	382	2	P. Hendershot..3	14	0		
J. Tolbert.....18	245	2	H. Luepke.....2	20	0		
R. Dowdle.....16	139	2					

CEEDEE LAMB NOTES



Career Statistics

395

Receptions

**most by Cowboys player in first four seasons*

5,145

Receiving Yards

**most by Cowboys player in first four seasons*

18

Games with 100 Receiving Yds

**most in a Cowboys player's first four seasons*



★ NO SILENCING THIS LAMB ★

CeeDee Lamb started his Cowboys career loudly, establishing a franchise record for the most receptions by a Cowboys rookie (74). In 2023 Lamb's 135 receptions set the single-season franchise record, and he is the first player in Cowboys history with multiple seasons of 100-plus catches:

Most Receptions in a Season - Cowboys History

Player	Season	Rec
CeeDee Lamb	2023	135
Michael Irvin	1995	111
Jason Witten.....	2012	110
CeeDee Lamb	2022	107

In addition to setting the franchise record, Lamb's 135 receptions rank sixth in single-season NFL history:

Most Receptions in a Season - NFL History

Player, Team	Season	Rec
Michael Thomas, NO.....	2019	149
Cooper Kupp, LAR	2021	145
Marvin Harrison, Ind.....	2002	143
Antonio Brown, Pit.....	2015	136
Julio Jones, Atl	2015	136
CeeDee Lamb, Dal.....	2023	135

Lamb also set the single-season franchise record in receiving yards (1,749), which also ranks eighth in single-season NFL history:

Most Receiving Yds in a Season - Cowboys History

Player	Season	Rec Yds
CeeDee Lamb	2023	1,749
Michael Irvin	1995	1,603
Michael Irvin	1991	1,523

Lamb, who has 395 career receptions since he entered the league in 2020, has the third-most receptions by a player in his first four seasons in NFL history:

Most Receptions in First Four Seasons - NFL History

Player, Team	Rec	Player, Team	Rec
Michael Thomas, NO.....	470	Justin Jefferson, Min.....	392
Jarvis Landry, Mia	400	Anquan Boldin, Ari	342
CeeDee Lamb, Dal.....	395	Diontae Johnson, Pit.....	340

11

CeeDee Lamb reeled in 11-plus receptions in seven contests in 2023, surpassing Michael Thomas (six games in 2019) for the most games with 11-plus receptions in a season in NFL history.

★ ON THE LAMB ★

CeeDee Lamb quickly rose to the No. 1 receiver spot for the Dallas Cowboys. Lamb had eight 100-yard performances in 2023, a single-season career-high, and the second-most by a Cowboys player in a single season behind only Michael Irvin (11) in 1995:

Most 100-Yard Receiving Games in a Season

Cowboys History		Player	100-Yd Gms
Michael Irvin, 1995.....	11	Terrell Owens, 2007.....	6
CeeDee Lamb, 2023.....	8	Michael Irvin, 1992.....	6
Michael Irvin, 1991.....	7	Bob Hayes, 1967.....	6

Lamb has raised his career total to 18 games with at least 100 receiving yards, the most 100-yard games by a Cowboys player in his first four seasons:

Most 100-Yard Receiving Games Through First Four Seasons

Cowboys History		Player	100-Yd Gms
CeeDee Lamb	18	Dez Bryant.....	9
Bob Hayes.....	15	Drew Pearson.....	9
Michael Irvin.....	13	Miles Austin.....	8

Below are all 18 of Lamb's 100-yard performances:

CeeDee Lamb Career 100-Yard Rec Games

Opp, Date	Rec Yds	Opp, Date	Rec Yds
vs. Det, 12/30/23.....	227	vs. Phi, 12/24/22.....	120
at Phi, 11/5/23.....	191	at Mia, 12/24/23.....	118
vs. LAR, 10/29/23.....	158	at LAC, 10/16/23.....	117
vs. NYG, 11/12/23.....	151	vs. Sea, 11/30/23.....	116
at GB, 11/13/22.....	150	at Min, 10/31/21.....	112
at NE, 10/17/21.....	149	vs. Atl, 9/20/20.....	106
vs. NYJ, 9/17/23.....	143	vs. NYG, 11/24/22.....	106
at Jax, 12/18/22.....	126	at TB, 9/9/21.....	104
vs. NYG, 10/11/20.....	124	at Ten, 12/29/22.....	100

★ CEEDEE'S BIG PLAYS ★

CeeDee Lamb is no stranger when it comes to big plays. Lamb reeled in a career-high 29 receptions of 20-plus yards in 2023, tied for the most in the NFL:

20-Plus Yard Reception Leaders - NFL 2023

Player	20-Yd Rec	Player	20-Yd Rec
CeeDee Lamb, Dal.....	29	Puka Nacua, LAR.....	25
Tyreek Hill, Mia.....	29	D.J. Moore, Chi.....	25
Brandon Aiyuk, SF.....	28	Justin Jefferson, Min.....	25
Nico Collins, Hou.....	25		

Lamb's 92-yard touchdown reception against Detroit (12/30) was the second-longest reception in franchise history (Bob Hayes, 95 yards against Washington on Nov. 13, 1966). It also marked the longest play from scrimmage in all of the NFL in 2023.

CEEDEE LAMB NOTES, CONT.

★ TD LAMB ★

CeeDee Lamb reeled in 12 touchdown catches in 2023, a single-season career-high. Overall, Lamb has 32 career touchdown receptions, the third-most touchdown receptions by a Cowboy in his first four seasons, trailing only Bob Hayes (45) and Dez Bryant (40).

Along with 12 receiving touchdowns in 2023, Lamb rushed for two scores. Lamb's 14 total touchdowns are a single-season career-high and led all NFL wide receivers in 2023:

Overall Touchdowns Scored - NFL WRs 2023

Player	Rec TD	Player	Rec TD
CeeDee Lamb, Dal.....	14	Deebo Samuel, SF.....	12
Mike Evans, TB.....	13	Five others tied.....	10
Tyreek Hill, Mia.....	13		

Lamb also ended 2023 with a touchdown - rushing or receiving - in nine consecutive games. He is the first Cowboys receiver to record a touchdown in nine straight games and the third NFL receiver since 2000 with a nine-game touchdown streak (A.J. Green in 2012 and Randy Moss from 2003-04).

Consecutive Games with a Touchdown Cowboys WRs All-Time

Player, Season	Games	Player, Season	Games
CeeDee Lamb, 2023.....	9	Terrell Owens, 2006-07.....	6
Dez Bryant, 2012.....	7	Michael Irvin, 1995.....	6
Terrell Owens, 2007.....	7		

★ LAMB RACK ★

CeeDee Lamb has also racked up yards in his career. Lamb's 5,463 career scrimmage yards are the fourth-most by a wide receiver in NFL history in a player's first four seasons, trailing only Randy Moss (5,486), Michael Thomas (5,503) and Justin Jefferson (5,927).

Lamb led all wide receivers in 2023 with 1,862 scrimmage yards, tied for the fifth-most in a season by any NFL wide receiver:

Most Scrimmage Yards by Wide Receiver in a Season NFL History

Player, Seasons	Scrm Yds
Cooper Kupp, 2021.....	1,965
Calvin Johnson, 2012.....	1,964
Jerry Rice, 1995.....	1,884
Julio Jones, 2015.....	1,871
CeeDee Lamb, 2023.....	1,862
Antonio Brown, 2015.....	1,862

Lamb ended the 2023 regular season with 5,145 career receiving yards, surpassing Torry Holt for the fourth-most receiving yards by a player in his first four seasons:

Players with 5,000 Receiving Yards in First Four Seasons NFL History

Player, Seasons	Rec Yds
Justin Jefferson, 2020-23.....	5,707
Michael Thomas, 2016-19.....	5,512
Randy Moss, 1998-2001.....	5,396
CeeDee Lamb, 2020-23.....	5,145
Torry Holt, 1999-2002.....	5,088

★ SLOT MACHINE ★

CeeDee Lamb proved to be elusive when lining up as a slot receiver in 2022, as his 867 yards out of the slot led the NFL in 2022. Lamb once again sat atop the NFL with 907 receiving yards out of the slot in 2023:

NFL Reception Leaders When Lining Up in The Slot - 2023

Player	Targets	Rec.	Rec. Yds
CeeDee Lamb, Dal.....	98	69	907
Amon-Ra St. Brown, Det.....	95	68	747
Jayden Reed, GB.....	67	44	653
Evan Engram, Jax.....	88	71	624
Adam Thielen, Car.....	83	61	601

★ 10-PIECE ★

CeeDee Lamb reeled in 13 receptions against Washington (1/7/24), giving him seven games with at least 10 receptions in 2023, most in the NFL, a single-season franchise record and tied for the second-most such games in a season in NFL history:

Most Games with 10 Receptions in a Season - NFL History

Player	Games	Player	Games
Michael Thomas, 2019.....	9	Wes Welker, 2009.....	7
CeeDee Lamb, 2023.....	7	Andre Johnson, 2008.....	7

Lamb has 10 career games with double-digit catches, the first player in Cowboys history - third in NFL history - with 10 games of 10-plus catches in his first four seasons:

Most Games with Double-Digit Catches in First Four Seasons NFL History

Player	Games	Player	Games
Michael Thomas, NO.....	18	Justin Jefferson, Min.....	8
Christian McCaffrey, SF.....	10	Brandon Marshall, Den.....	8
CeeDee Lamb, Dal.....	10		

Lamb's 10 career games with at least 10 receptions rank second in franchise history:

Most Games with 10 Receptions - Cowboys History

Player	Games	Player	Games
Jason Witten.....	11	Amari Cooper.....	6
CeeDee Lamb.....	10	Miles Austin.....	5
Michael Irvin.....	7	Dez Bryant.....	4

Since 2022, Lamb has recorded at least 10 receptions, 100 receiving yards and two touchdowns in three career games, the most such games in franchise history. Since the start of 2022, Lamb and Davante Adams are the only two receivers in the NFL with 10 receptions, 100 receiving yards and two touchdowns in three contests.

Below are Lamb's nine career games with 10-plus receptions:

CeeDee Lamb Games with 10-Plus Receptions

Opp/Date	Rec.	Yds
Det, 12/30/23.....	13	227
@Was, 1/7/24.....	13	98
LAR, 10/29/23.....	12	158
Sea, 11/30/23.....	12	116
@Phi, 11/5/23.....	11	191
NYG, 11/12/23.....	11	151
NYJ, 9/17/23.....	11	143
@GB, 11/13/22.....	11	150
@Ten, 12/29/22.....	11	100
Phi, 12/24/22.....	10	120

Lamb also had four games with at least 10 receptions and 150 receiving yards this season, tied for the most such games in a season in NFL history:

Most Games with 10 Receptions and 150 Receiving Yds Single-Season NFL History

Player	Games	Player	Games
CeeDee Lamb, 2023.....	4	Calvin Johnson, 2012.....	4
Tyreek Hill, 2022.....	4	Tim Brown, 1997.....	4
Antonio Brown, 2017.....	4	Jerry Rice, 1995.....	4

★ NOT JUST A SLOT BOY ★

CeeDee Lamb has been a versatile weapon in his four NFL seasons. Head Coach Mike McCarthy has moved Lamb all over the field, seeing time in the slot and on the outside.

CeeDee Lamb - Slot vs. Outside 2023

Slot	Outside
Snaps: 499	Snaps: 438
Targets: 98	Targets: 83
Receptions: 69	Receptions: 66
Receiving Yards: 907	Receiving Yards: 842
TD: 8	TD: 4

CEEDEE LAMB/JAKE FERGUSON NOTES

★ THE LEAGUE'S BEST ★

CeeDee Lamb has established himself as one of the best receivers in the league, as he ranked among the top pass catchers in every main receiving statistic:

NFL Leaders - 2023

Receptions

1. **CeeDee Lamb (135)**
2. Amon-Ra St. Brown (119)
Tyreek Hill (119)
4. Evan Engram (114)
5. Michael Pittman Jr. (109)

Receiving Yards

1. Tyreek Hill (1,799)
2. **CeeDee Lamb (1,749)**
3. Amon-Ra St. Brown (1,515)
4. Puka Nacua (1,486)
5. A.J. Brown (1,456)

20+ Rec

1. **CeeDee Lamb (29)**
Tyreek Hill (29)
Brandon Aiyuk (28)

Receiving Touchdowns

1. Mike Evans (13)
Tyreek Hill (13)
3. **CeeDee Lamb (12)**
4. Four others tied (10)

★ CEEDEE'S BREAKDOWN ★

Below is a chart detailing CeeDee Lamb's receptions in 2023, *Pro Football Focus*:

Outside Left	Between Numbers	Outside Right
4/6 (1) ■ 94.5	7/11 (0) ■ 98.2	0/0 (0) ■ 92.4
90 (4)	227 (63)	0 (0)
1 TD, 0 INT	2 TD, 0 INT	0 TD, 0 INT
149.3 NFL	146.8 NFL	
8/9 (0) ■ 97.2	10/16 (1) ■ 97.2	13/23 (0) ■ 96.8
159 (58)	233 (116)	207 (20)
1 TD, 0 INT	3 TD, 0 INT	2 TD, 1 INT
155.8 NFL	145.8 NFL	97.6 NFL
18/19 (1) ■ 90.6	37/44 (1) ■ 95.1	17/22 (1) ■ 84.3
155 (74)	354 (135)	157 (94)
1 TD, 0 INT	1 TD, 0 INT	0 TD, 0 INT
118.2 NFL	107.8 NFL	96.2 NFL
4/4 (0) ■ 72.3	9/9 (0) ■ 69.5	4/5 (0) ■ 73.1
12 (20)	35 (63)	13 (18)
0 TD, 0 INT	0 TD, 0 INT	0 TD, 0 INT
79.2 NFL	82.9 NFL	79.2 NFL

Statistics: REC/TGT (Drops)
YDS (YAC)


★ NFC OFFENSIVE POTW ★

CeeDee Lamb was named NFC Offensive Player of the Week for the Week 10 win against the N.Y. Giants (11/12). Lamb had 11 catches for 151 yards with a touchdown reception and a rushing score in the Cowboys' 48-17 win over the Giants. He became the first player in NFL history to have three straight games of at least 10 catches for 150+ yards. This was the first weekly honor for Lamb, who is the first Cowboys receiver to win this award since Amari Cooper won it twice in a three-week span in 2018.

★ 88 MAKING HISTORY ★

CeeDee Lamb is no stranger to etching himself in Cowboys record books. Against the N.Y. Giants (11/12), Lamb took it a step further. The fourth-year receiver became the first player in NFL history to have three consecutive games of 10-plus catches and 150-plus receiving yards. Below is a game-by-game breakdown of Lamb's record-setting streak:

Opp, Date	Rec	RecYds
vs. LAR, 10/29/23	12	158
at PHI, 11/5/23	11	191
vs. NYG, 11/12/23	11	151



★ YAC ATTACK ★

Head Coach Mike McCarthy has commented on CeeDee Lamb's dynamic ability to make defenders miss after the catch. Lamb led the NFL with 680 yards after the catch in 2023, per TruMedia:

Yards After Catch - NFL 2023

Player, Team	YAC	Player, Team	YAC
CeeDee Lamb, Dal	680	Tyreek Hill, Mia	652
Amon-Ra St. Brown, Det.	668	Breece Hall, NYJ	649
Rashee Rice, KC	654	Puka Nacua, LAR	639

★ THIRD DOWN PLAYMAKER ★

Dallas is not shy about targeting its No. 1 wideout in crucial third down situations. Dak Prescott targeted CeeDee Lamb 46 times on third down (tied for second in NFL), and Lamb came up with a first down reception on 29 of those targets, a 63.0% first down conversion rate that is tied for the second-highest on third down in 2023:

First Down Reception Percentage on 3rd Down - NFL 2023 min. 25 3rd Down targets

Player, Team	3rd Dwn Tgt	1D	1D/Tgt%
Brandon Aiyuk, SF	27	18	66.7%
CeeDee Lamb, Dal	46	29	63.0%
Tyreek Hill, Mia	46	29	63.0%
A.J. Brown, Phi	39	22	56.4%
Chris Godwin, TB	46	25	54.3%

★ FERGALICIOUS ★

Second-year tight end Jake Ferguson excelled in his first season as the No. 1 tight end for the Dallas Cowboys. Ferguson had 71 receptions for 761 yards and five touchdowns. His 761 receiving yards were eighth among NFL tight ends in 2023:

Receiving Yards - NFL Tight Ends 2023

Player	Rec Yds	Player	Rec Yds
George Kittle, SF	1,020	David Njoku, Cle	882
Travis Kelce, KC	984	Trey McBride, Atl	825
Evan Engram, Jax	963	Jake Ferguson, Dal	761
T.J. Hockenson, Min	960	Cole Kmet, Chi	719
Sam LaPorta, Det	889	Dalton Kincaid, Buf	673

Ferguson reeled in a touchdown reception in three straight games (vs. LAR, 10/29 - vs. NYG, 11/12), becoming the first Cowboys tight end with a three-game touchdown streak since Jason Witten in 2011. Ferguson has seven career touchdown catches, tied with Jason Witten for the second-most by a Cowboys tight end in the first two seasons of a career:

Most Receiving TDs in First Two Seasons - Cowboys TEs

Player	Rec TD	Player	Rec TD
Billy Joe Dupree, 1973-74	9	Gavin Escobar, 2013-14	6
Jake Ferguson, 2022-23	7	Lee Folkins, 1962	6
Jason Witten, 2003-04	7		

Ferguson's 90 career receptions are also the second-most catches by a Cowboys tight end in the first two seasons of a career:

Most Receptions in First Two Seasons - Cowboys TEs

Player	Rec	Player	Rec
Jason Witten	122	Eric Bjornson	55
Jake Ferguson	90	Lee Folkins	39
Billy Joe Dupree	58		

Lastly, Ferguson has the second-most receiving yards by a Cowboys tight end in the first two seasons of a career:

Most Receiving Yds in First Two Seasons - Cowboys TEs

Player	Yds	Player	Yds
Jason Witten	1,327	Lee Folkins	536
Jake Ferguson	935	Martellus Bennett	442
Billy Joe Dupree	858		

TONY POLLARD NOTES



2023 Stats (NFL RB Rank)

53 Receptions (T-6th)

252 Carries (7th)

307 Touches (6th)

★ CALL IT, HAUL IT ★

Tony Pollard led the Cowboys with 1,007 rushing yards on 193 carries (5.2 avg.) while adding 39 receptions for 371 yards in 2022. Pollard's 5.9 yards-per-touch led all NFL running backs in 2022 - min. 150 touches.

In 2023, Head Coach Mike McCarthy relied on Pollard to be the Cowboys workhorse out of the backfield. Pollard's 307 touches in 2023 were sixth in the NFL among running backs:

Offensive Touches - NFL RBs 2023			
Player	Touches	Player	Touches
Christian McCaffrey, SF	339	Tony Pollard, Dal	307
Rachaad White, TB	336	Breece Hall, NYJ	299
Travis Etienne Jr, Jax	325	Saquon Barkley, NYG	288
Joe Mixon, Cin	309	Najee Harris, Pit	284
Derrick Henry, Ten	308	James Cook, Buf	281

Pollard's 307 touches in 2023 were the most by a Cowboys player since Ezekiel Elliott (355) in 2019.

★ YARDS AFTER CONTACT ★

Tony Pollard punished opposing defenses after initial contact in 2023, totaling 735 yards after contact on rushes, good for eighth in the NFL this season per PFF:

Rushing Yards After Contact - NFL 2023			
Player, Team	YAC	Player, Team	YAC
Derrick Henry, Ten	930	Breece Hall, NYJ	761
Christian McCaffrey, SF	929	Kyren Williams, LAR	761
James Conner, Ari	817	Tony Pollard, Dal	735
Najee Harris, Pit	780	Saquon Barkley, NYG	719
Travis Etienne Jr, Jax	766	Raheem Mostert, Mia	707

★ EATING UP SCRIMMAGE YDS ★

Tony Pollard ranked seventh among NFL running backs with 1,230 scrimmage yards in 2023 and has totaled 1,000 scrimmage yards in three consecutive seasons. Pollard recorded at least 50 scrimmage yards in 15-of-17 games in 2023, tied for the third-most games with 50-plus scrimmage yards in the NFL this season. Only Christian McCaffrey and Joe Mixon had more:

Games with 50-Plus Scrimmage Yards - NFL 2023			
Player, Team	Gms	Player, Team	Gms
Christian McCaffrey, SF	16	Rachaad White, TB	15
Joe Mixon, Cin	16	Bijan Robinson, Atl	15
Tony Pollard, Dal	15	Tyreek Hill, Mia	15

1k

Tony Pollard finished with 1,005 rushing yards in 2023, his second straight 1,000-yard season. Pollard is the sixth running back in team history to post consecutive 1,000-yard seasons, joining Calvin Hill, Tony Dorsett, Emmitt Smith, DeMarco Murray and Ezekiel Elliott.

★ BIG PLAY WAITING TO HAPPEN

Tony Pollard is no stranger to explosive plays, even before he became the Cowboys No. 1 back in 2023. Since 2020 Pollard has tallied five touchdown runs of 40-plus yards, one-of-four players with four-or-more touchdown runs from 40-plus yards during that span:

Most 40-Plus Yard Rushing TDs - 2020-23			
Player	40-Yd TD	Player	40-Yd TD
Jonathan Taylor, Ind	6	Derrick Henry, Ten	5
Tony Pollard, Dal	5	Nick Chubb, Cle	4

Pollard had six carries for 20-or-more yards in 2023. Since the start of 2022, Pollard has 15 rushes of 20-plus yards, tied for fourth in the NFL during that span:

Most 20-Yard Rushes - NFL 2022-23			
Player	20-Yd Rsh	Player	20-Yd Rsh
Christian McCaffrey, SF	18	Nick Chubb, Cle	14
Kenneth Walker III, Sea	17	Justin Fields, Chi	14
Saquon Barkley, NYG	16	Travis Etienne Jr., Jax	14
Tony Pollard, Dal	15	James Conner, Ari	14
Derrick Henry, Ten	15	Raheem Mostert, Mia	13

★ COMPLETE BACK ★

Tony Pollard is asked to play a pivotal role in pass protection, picking up blitzers and helping combat opposing rushers. Pollard has improved each season as his workload as a pass protector increases. In 2023 Pollard's 105 pass block attempts were third among NFL running backs and the most by a Cowboys running back since Ezekiel Elliott (106) in 2019. Pollard's 95.4% pass block efficiency was a career-high:

Year	Pass Blk Snps	Eff%	Year	Pass Blk Snps	Eff%
2023	105 (3rd)	95.4%	2020	39 (t-40th)	94.7%
2022	62 (22nd)	94.2%	2019	9 (t-99th)	87.5%
2021	39 (47th)	87.5%			

★ KEEP IT ¹⁰⁰ PART 2 ★

Tony Pollard had a 100-yard rushing game in 2023 at Arizona (9/24). Pollard has seven career games with 100-plus rushing yards, 10th all-time among Cowboys running backs:

Tony Pollard Career 100-Yard Rushing Games		
Opp, Date	Att.	Rush Yds
vs. LAR, 12/15/19	12	131
vs. Chi, 10/30/22	14	131
at Ari, 9/24/23	23	122
at GB, 11/13/22	22	115
at LAC, 9/19/21	13	109
at NYG, 9/26/22	13	105
vs. Mia, 9/22/19	13	103

OFFENSIVE NOTES

★ THIRD DOWN SUCCESS ★

Dallas was exceptional on third down in 2023. The Cowboys were second in the NFL with a 48.3% third down conversion rate:

Third Down Conversion Percentage - NFL 2023

Team	3DAtt	3DConv.	3DPct
Buffalo.....	219	109	49.8%
Dallas.....	230	111	48.3%
Philadelphia.....	225	108	48.0%
San Francisco.....	179	85	47.5%
Green Bay.....	223	105	47.1%

Below is a breakdown of the Cowboys third down conversions by distance in 2023:

3rd & Short (<4 Yds)	3rd & Med (4-6 Yds)	3rd & Long (>6 Yds)	3rd & 10+
42-70 (60.0%)	40-66 (60.6%)	29-94 (30.9%)	12-54 (22.2%)
Rank: 14th	Rank: 1st	Rank: 2nd	Rank: 4th

★ POINT BARRAGE ★

Dallas has scored 509 points in 2023 (29.9 ppg) - first in the NFL in 2023 and the second-highest point total through in a season in team history:

Dallas Cowboys Most Points in a Season

Season	Pts	Season	Pts
2021.....	530	2022.....	467
2023.....	509	2014.....	467
1983.....	479	2007.....	455

★ SHOTS...EXPLOSIVES... ★

The Cowboys offensive production correlated in large part to their ability to produce big plays (10-plus yards) in 2023. Dallas racked up 231 big plays in 2023 - fourth in the NFL:

Big Plays (10-Plus Yards) - 2023 NFL

Team	10+ Rush	10+ Pass	Tot 10+
Miami.....	65	190	255
San Francisco.....	74	178	252
Detroit.....	60	181	241
Dallas.....	46	185	231
Baltimore.....	70	160	230

Dallas' 185 big play passes were third in the NFL behind Miami (190) and Minnesota (189).

★ FAST AND FURIOUS STARTS ★

Dallas is at its best when starting off fast, as the Cowboys were 11-1 in 2023 when leading at halftime and 1-4 when trailing at the break. Dating back to 2022, Dallas is 19-2 (.905) when leading at halftime and 5-7 when trailing at the break.

The Cowboys also averaged 17.4 points in the first half in 2023, the highest first half scoring average in the NFL:

First Half Scoring Average - NFL 2023

Team	Pts/1H	Team	Pts/1H
Dallas.....	17.4	Baltimore.....	15.4
Miami.....	16.7	Detroit.....	14.7
San Francisco.....	15.7	Kansas City.....	14.3

Additionally, Dallas scored a league-leading 129 points in the first quarter in 2023:

1st Quarter Scoring Average - NFL 2023

Team	1Q Pts	Team	1Q Pts
Dallas.....	129	Baltimore.....	106
San Francisco.....	115	Miami.....	102
Detroit.....	111	Philadelphia.....	97

★ 40-BURGER ★

Dallas was no stranger when it comes to lighting up the scoreboard in 2023, as it led the NFL in points-per-game (29.9). The Cowboys also led the league with five 40-point games in 2023, tied for the most 40-point games in a season in team history:

Most 40-Point Games in a Season - Cowboys History

Team	40+ Gms	Player	40+ Gms
2023.....	5	2022.....	4
1971.....	5	1966.....	4
2021.....	5		

Dallas Cowboys 40-Point Games - 2023

Opp, Date	Score	Opp, Date	Score
at NYG, 9/10/23.....	40-0	vs. Was, 11/23/23.....	45-10
vs. LAR, 10/29/23.....	43-20	vs. Sea, 11/30/23.....	41-35
vs. NYG, 11/12/23.....	49-17		

Since Head Coach Mike McCarthy arrived in 2020, the Cowboys have the most 40-point outings among NFL teams:

Most 40-Point Games - NFL 2020-23

Team	40+ Gms	Team	40+ Gms
Dallas.....	16	Tampa Bay.....	7
Kansas City.....	8	Green Bay.....	6
Buffalo.....	8	Detroit.....	6

★ DALLAS' DECISIVE WINS ★

Along with winning double digit games in three consecutive seasons for the first time since 1991-96, Dallas' wins came in convincing fashion in 2023. The Cowboys won nine games by 20-plus points, establishing a franchise record for the most such games in franchise history:

Most 20-Point Wins in a Season - Cowboys History

Team	20Pt Wins	Team	20Pt Wins
2023.....	9	1978.....	6
1968.....	7	1993.....	5
1973.....	6	2021.....	5

Dallas Cowboys 20-Point Wins - 2023

Opp, Date	Score	Opp, Date	Score
at NYG, 9/10/23.....	40-0	at CAR, 11/19/23.....	33-10
vs. NYJ, 9/17/23.....	30-10	vs. WAS, 11/23/23.....	45-10
vs. NE, 10/1/23.....	38-3	vs. PHI, 12/10/23.....	33-13
vs. LAR, 10/29/23.....	43-20	at WAS, 1/7/24.....	38-10
vs. NYG, 11/12/23.....	49-17		

Dallas is the second NFL team since 2000 - joining the 2007 Patriots - with nine wins of 20-or-more points in a season:

Most 20-Point Wins in a Season - NFL 2000-23

Team	20PtWins	Team	20PtWins
2007 New England.....	10	2014 New England.....	7
2023 Dallas Cowboys.....	9	2012 New England.....	7

★ TAKE CARE (FT. COWBOYS) ★

One portion of Dallas' complementary football formula is its ability to take care of the ball on offense. Dallas' 16 giveaways tied for second in the NFL, trailing only Houston (14), and are the third-fewest turnovers in a season in franchise history:

Fewest Turnovers in a Season - Cowboys History

Season	TO	Season	TO
1998.....	15	2018.....	17
2016.....	15	2019.....	18
2023.....	16	2009.....	19

★ TIME OF POSSESSION ★

Part of Mike McCarthy's complementary football formula is dominating the time of possession. In 2023 Dallas averaged 31:48 in time of possession, good for third in the NFL this season:

Time of Possession Leaders - NFL 2023

Team	TOP	Team	TOP
Cleveland.....	32:19	Buffalo.....	31:46
Chicago.....	31:58	Detroit.....	31:14
Dallas.....	31:48	New Orleans.....	31:10

OFFENSIVE NOTES, CONT.

★ OFFENSIVE LINE SHUFFLE ★

The chart below shows the average age and experience of the Cowboys expected offensive line going into Week 1 versus the starting combination in each week of the season:

Offensive Line in Week 1 at N.Y. Giants

	LT	LG	C	RG	RT
	Tyron Smith	C. Edoga	T. Biadasz	Z. Martin	T. Steele
Age	32	26	25	32	26
Exp.	13	5	4	10	4

Avg. Age - 28.2 years
Avg. Exp. - 7.2 years

Offensive Line in Week 2 vs. N.Y. Jets

	LT	LG	C	RG	RT
	Tyron Smith	C. Edoga	T. Biadasz	Z. Martin	T. Steele
Age	32	26	25	32	26
Exp.	13	5	4	10	4

Avg. Age - 28.2 years
Avg. Exp. - 7.2 years

Offensive Line in Week 3 at Arizona

	LT	LG	C	RG	RT
	C. Edoga	Tyler Smith	B. Hoffman	T.J. Bass	T. Steele
Age	26	22	24	24	26
Exp.	5	2	1	R	4

Avg. Age - 24.4 years
Avg. Exp. - 2.6 years

Offensive Line in Week 4 vs. New England

	LT	LG	C	RG	RT
	C. Edoga	Tyler Smith	T. Biadasz	Z. Martin	T. Steele
Age	26	22	25	32	26
Exp.	5	2	4	10	4

Avg. Age - 26.2 years
Avg. Exp. - 5.0 years

Offensive Line in Week 5 at San Francisco

	LT	LG	C	RG	RT
	Tyron Smith	Tyler Smith	T. Biadasz	Z. Martin	T. Steele
Age	32	22	25	32	26
Exp.	13	2	4	10	4

Avg. Age - 27.4 years
Avg. Exp. - 6.6 years

Offensive Line in Week 6 at LA Chargers

	LT	LG	C	RG	RT
	Tyron Smith	Tyler Smith	T. Biadasz	Z. Martin	T. Steele
Age	32	22	25	32	26
Exp.	13	2	4	10	4

Avg. Age - 27.4 years
Avg. Exp. - 6.6 years

Offensive Line in Week 8 vs. LA Rams

	LT	LG	C	RG	RT
	C. Edoga	Tyler Smith	T. Biadasz	Z. Martin	T. Steele
Age	26	22	25	32	26
Exp.	5	2	4	10	4

Avg. Age - 26.2 years
Avg. Exp. - 5.0 years

Offensive Line in Weeks 9-15

	LT	LG	C	RG	RT
	Tyron Smith	Tyler Smith	T. Biadasz	Z. Martin	T. Steele
Age	33	22	26	33	26
Exp.	13	2	4	10	4

Avg. Age - 28.0 years
Avg. Exp. - 6.6 years

Offensive Line in Week 16 at Miami

	LT	LG	C	RG	RT
	C. Edoga	Tyler Smith	T. Biadasz	Z. Martin	T. Steele
Age	26	22	26	33	26
Exp.	5	2	4	10	4

Avg. Age - 26.6 years
Avg. Exp. - 5.0 years

★ OFFENSIVE LINE SHUFFLE, CONT ★

Offensive Line in Week 17 vs. Detroit

	LT	LG	C	RG	RT
	Tyron Smith	Tyler Smith	T. Biadasz	Z. Martin	T. Steele
Age	33	22	26	33	26
Exp.	13	2	4	10	4

Avg. Age - 28.0 years
Avg. Exp. - 6.6 years

Offensive Line in Week 18 at Washington

	LT	LG	C	RG	RT
	Tyron Smith	T.J. Bass	T. Biadasz	B. Hoffman	T. Steele
Age	33	24	26	24	26
Exp.	13	R	4	1	4

Avg. Age - 26.6 years
Avg. Exp. - 4.6 years

★ SUSTAINING SUCCESS ★

Partly due to a high third down conversion rate, the Cowboys sustained long drives in 2023. After finishing with the 17th-most 10-play drives (31) in 2022, Dallas ranked first with 47 10-play drives in 2023 and cashed in for points on all but eight of those 10-play drives:

Most 10-Play Drives - NFL 2023

Team	10-Play Dr	TDs	FGs	Tot Scores	Efficcy
Dallas.....	47	18	21	39	83.0%
Philadelphia.....	39	16	18	34	87.2%
LA Chargers.....	38	13	16	29	76.3%
Buffalo.....	37	16	13	29	78.4%

Dallas' 47 10-play drives were the most by any NFL team since the stat was tracked in 1995:

Most 10-Play Drives in a Season - Since 1995

Team, Year	10-PlyDr	Team, Year	10-PlyDr
Dallas, 2023.....	47	LA Chargers, 2021.....	44
Pittsburgh, 2022.....	45	Kansas City, 2021.....	43

★ MOVE THE CHAINS ★

The Cowboys offense racked up first downs in 2023, as their 385 first downs led the NFL:

Most First Downs - NFL 2023

Team	1stD	Team	1stD
Dallas.....	385	Philadelphia.....	377
San Francisco.....	383	Detroit.....	375
Buffalo.....	381	Miami.....	360

Dallas picked up 33 first downs in the win against Seattle (11/30), tied for second in Cowboys history and the most in a game by any NFL team this season.

★ STAYING ON THE FIELD ★

The Cowboys extended drives in 2023. Along with a league-leading 47 10-play drives, Dallas avoided three-and-outs. The Cowboys endured 27 three-and-outs on 170 drives in 2023, a 15.9% three-and-out rate that was the third-lowest in the NFL:

Lowest 3 & Out Percentages - NFL 2023

Team	Off. Series	3 & Outs	3 & Out%
Buffalo.....	181	21	11.6%
Kansas City.....	179	26	14.5%
Dallas.....	170	27	15.9%
Miami.....	186	31	16.7%
San Francisco.....	179	31	17.3%

52.7

The league average for combined rushes and completions in a game is 48.6 in 2023. Dallas averaged 52.7 rushes and completions a game, third in the NFL.

SECONDARY NOTES



2023 PASS DEFENSE STATS

17

Interceptions
(T-8th)

80.8

Passer Rating Against
(6th)

187.4

Net Passing Yards/Game
(5th)

★ NOT SO BLAND ★

The Dallas Cowboys selected cornerback DaRon Bland in the fifth round (167th overall) of the 2022 NFL Draft. As a rookie, Bland filled in as a starter at both nickel corner and outside corner due to injuries. Bland stepped up for the Dallas secondary, tying for second among NFL rookies with five interceptions, and his five picks were the most by a Cowboys rookie since 2002 (Roy Williams and Derek Ross).

Bland was up to the task once again in 2023, as he led the NFL with nine interceptions in 2023. He also has more interceptions (14) than any other player since entering the league in 2022:

Interceptions - NFL 2022-23

Player	INT	Player	INT
DaRon Bland, Dal	14	Justin Simmons, Den	9
Jessie Bates III, Cin/Atl	10	Rasul Douglas, GB/Buf	9

Bland's 14 career interceptions are also tied for the second-most by a Cowboys player in their first two seasons:

Interceptions in First Two Seasons - Cowboys History

Player	INT	Player	INT
Everson Walls	18	DaRon Bland	14
Trevon Diggs	14	Mel Renfro	9

★ TO THE HOUSE ★

DaRon Bland led the NFL with nine interceptions in 2023. Bland returned five of his interceptions for touchdowns, a single-season NFL record:

Most Pick-Sixes in a Season - NFL History

Player, Season	INT TD	Player, Season	INT TD
DaRon Bland, 2023	5	Ken Houston, 1971	4
Eric Allen, 1993	4	Jim Kearney, 1972	4

Bland's five pick-sixes were also the most all-time in Cowboys history:

Most Career Pick-Sixes - Cowboys History

Player, Season	INT TD	Player, Season	INT TD
DaRon Bland	5	Dennis Thurman	4
Dexter Coakley	4	Five others tied	3

Bland also became one-of-six defensive players since the NFL merger to record five touchdowns in a season:

Defensive TDs in a Season - NFL History

Player, Season	Def TD	Player, Season	Def TD
Devin Hester, 2007	8	Devin Hester, 2006	5
DaRon Bland, 2023	5	Roy Green, 1981	5
J.J. Watt, 2014	5	Ken Houston, 1971	5

★ LOOK AWAY ★

Dallas was tied for eighth in the NFL with 17 interceptions. Opposing quarterbacks struggled against the Cowboys secondary, as Dallas' 80.8 passer rating against ranked sixth in the NFL.

When targeted, second-year corner DaRon Bland allowed a passer rating of 50.9, third among NFL cornerbacks who were targeted with at least 40 pass attempts:

Passer Rating When Targeted (min. 40 targets) - NFL 2023

Rnk Player, Team	Tgt	Rec	INT	PsRtingAg
1. Jaylon Johnson, Chi	50	25	4	33.3
2. Martin Emerson Jr, Cle	70	33	4	45.3
3. DaRon Bland, Dal	89	48	9	50.9
4. L'Jarius Sneed, KC	81	42	2	55.9
5. Charvarius Ward, SF	93	51	5	63.0

★ DO-IT-ALL DaRON ★

In addition to leading the NFL in interceptions, DaRon Bland was a proven tackler in the Cowboys secondary. Bland was one-of-four cornerbacks in the NFL this season with double-digit tackles and an interception in the same game:

Cornerbacks with 10 Tackles, 1 INT in a Game - NFL 2023

Player, Team	Opp, Date	Tkls	INT
DaRon Bland, Dal	vs. Was, 11/23/23	10	1
D.J. Reed, NYJ	vs. Mia, 11/24/23	10	1
Carlton Davis, TB	at Ind, 11/26/23	10	1
Deommodore Lenoir, SF	at LAR, 9/17/23	10	1

★ GILLY LOCK ★

The Dallas Cowboys added a lockdown corner when they traded a 2023 fifth round pick to the Colts for the former 2019 NFL Defensive Player of the Year, Stephon Gilmore, who has added a veteran presence to the Dallas secondary.

Gilmore had two interceptions in 2023 and has 31 picks in his career, fifth-most among active players.

NFL Pass Defense Leaders - Active Players

Interceptions	Pass Breakups
1. Patrick Peterson (36)	1. Darius Slay (148)
2. Harrison Smith (34)	2. Stephon Gilmore (140)
3. Tashaun Gipson Sr. (33)	3. Patrick Peterson (122)
Tyrann Mathieu (33)	4. James Bradberry (112)
5. Stephon Gilmore (31)	5. Kareem Jackson (110)

According to *Pro Football Focus*, Gilmore tied for sixth in the NFL in total forced incompletions (14) in 2023:

Forced Incompletions, per PFF - NFL 2023

Player	FI	Player	FI
Benjamin St-Juste, Was	19	Stephon Gilmore, Dal	14
Paulson Adebo, NO	19	Tyrique Stevenson, Chi	14
Charvarius Ward, SF	17	Asante Samuel Jr, LAC	14
L'Jarius Sneed, KC	17	A.J. Terrell, Atl	14
Darius Williams, Jax	15	Michael Davis, LAC	14

MICAH PARSONS NOTES



BY THE NUMBERS

40.5 Career Sacks
*4th in the NFL since 2021

260 Career Pressures
*T-2nd in the NFL since 2021, per PFF

21.2 Pressure Percentage
*leads all edge defenders since 2021



2023 DALLAS COWBOYS

★ THE LIONBACKER ★

Micah Parsons showed his explosiveness off the edge in 2023. Parsons tallied a career-best 103 pressures, per *Pro Football Focus*, which led the league. He also pressured quarterbacks on 20.1% of his pass rushes, first among all NFL defenders:

Quarterback Pressures, PFF 2023			
Player	Pressures	Ps Rush	Prsr%
Micah Parsons, Dal	103	513	20.1%
Aidan Hutchison, Det	101	624	16.2%
Nick Bosa, SF	95	567	16.8%
Maxx Crosby, LV	94	657	14.3%
Josh Allen, Jax	90	513	17.5%

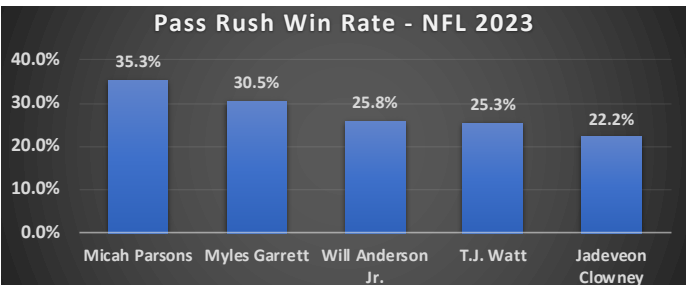
Parsons is also one-of-four players since 2006 with at least 100 pressures in a season, per PFF:

Most Pressures in a Season, PFF - Since 2006		
Player, Team	Season	Pressures
J.J. Watt, Hou	2014	119
Aaron Donald, LAR	2015	106
Micah Parsons, Dal	2023	103
Maxx Crosby, LV	2021	100

★ BEWARE OF THE LION ★

Micah Parsons is one of the game's top pass rushers, and he led the league in pass rush win rate (30%) in 2022. In 2023, Parsons again led the NFL in pass rush win rate (35.3%), which occurs when a defender beats his block in less than 2.5 seconds:

Pass Rush Win Rate - NFL 2023				
Rk	Player, Team	Wins	Plays	PRWR
1.	Micah Parsons, Dal	84	238	35.3%
2.	Myles Garrett, Cle	82	269	30.5%
3.	Will Anderson Jr., Hou	57	221	25.8%
4.	T.J. Watt, Pit	75	296	25.3%
5.	Jadeveon Clowney, Bal	66	267	22.2%



★ THE LION IS ALWAYS HUNGRY ★

Micah Parsons was on the prowl for opposing quarterbacks in his first two seasons with the Dallas Cowboys, finishing with 13.0 sacks as a rookie and 13.5 sacks in 2022. In 2023 Parsons tied for seventh in the NFL with a career-high 14.0 sacks.

Parsons' career sack total is up to 40.5, the fourth-most sacks in a NFL player's first three seasons since sacks became official in 1982:

Most Sacks Through First Three Seasons - Since 1982

Player/Team	Seasons	Sacks
Reggie White, Phi	1985-87	52.0
Derrick Thomas, KC	1989-91	43.5
Aldon Smith, SF	2011-13	42.0
Micah Parsons, Dal	2021-23	40.5
Dwight Freeney, Ind	2002-04	40.0
Shawne Merriman, SD	2005-07	39.5
Richard Dent, Chi	1983-85	37.5
J.J. Watt, Hou	2011-13	36.5

With 1.5 sacks against Washington (11/23), Parsons recorded his 13th career multi-sack game, the fourth-most multi-sack games in an NFL player's first three seasons since 1982:

Most Multi-Sack Games Through First Three Seasons Since 1982

Player/Team	Multi-Sack Gms	Seasons
Reggie White, Phi	17	1985-87
Aldon Smith, SF	16	2011-13
Richard Dent, Chi	14	1983-85
Micah Parsons, Dal	13	2021-23
Shawne Merriman, SD	12	2005-07

★ SACK KING ★

Micah Parsons had 14.0 sacks in 2023 and is the first player in Cowboys history with double-digit sacks in each of his first three seasons. Parsons is also the second NFL player since 1982 with at least 12.0 sacks in each of his first three seasons, joining Hall of Famer Reggie White:

Parsons Sacks by Season	
Season	Sacks
2021	13.0
2022	13.5
2023	14.0



PARSONS/DEFENSIVE NOTES

★ SEEING DOUBLE ★

Along with Micah Parsons' league-leading 35.3% pass rush win rate, Dallas' opponents pulled out all the stops to try and limit Parsons from reaching the quarterback. Parsons was double teamed on 35% of his pass rush plays in 2023, first in the NFL according to Next Gen Stats:

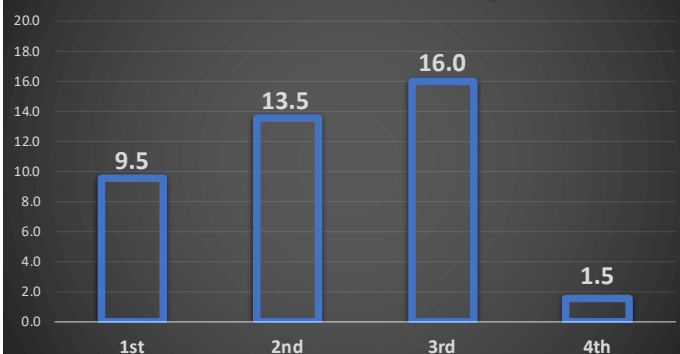
Double Team Rate - NFL Edge Players 2023

Rk	Player, Team	DbTeam %
1.	Micah Parsons, Dal	35%
2.	Myles Garrett, Cle	29%
3.	Nick Bosa, SF	26%
4.	Jadeveon Clowney, Bal	25%
5.	Will Anderson Jr., Hou	23%

★ PARSONS SACKS BY DOWN ★

Micah Parsons has recorded 40.5 career sacks in the regular season. Below is a breakdown of his sacks by down:

Micah Parsons Career Sacks by Down



★ SACK ATTACK ★

Dallas was effective in rushing opposing passers in 2022, as Dallas' 54 sacks tied for third in the NFL. In 2023 Dallas tied for 13th in the NFL with 46 sacks.

Below are all of Dallas' 2023 sacks broken down by player:

Dallas Cowboys Sack Leaders - 2023

Player	Sacks	Player	Sacks
Micah Parsons	14.0	Osa Odighizuwa	3.0
Dorance Armstrong	7.5	Chauncey Golston	1.5
Sam Williams	4.5	Jayron Kearse	1.5
DeMarcus Lawrence	4.0	Neville Gallimore	1.0
Dante Fowler	4.0	Mazi Smith	1.0
Johnathan Hankins	3.0		

★ BLITZ-CAST ★

In 2022 Dallas blitzed opponents on 26.5% of its dropbacks, 14th in the league. In 2023, the Cowboys notched up the pressure, and Dallas' 32.4% blitz rate was ninth in the NFL:

Blitz Per Dropback - NFL 2023

Team	Bliz/Db	Team	Bliz/Db
Minnesota	50.7%	Carolina	36.5%
N.Y. Giants	49.1%	New England	33.3%
Tampa Bay	42.0%	Green Bay	33.2%
Kansas City	37.0%	Dallas	32.4%
Denver	36.9%	Detroit	32.3%

When sending five-or-more pass rushers, Dallas had forced opposing quarterbacks to throw seven interceptions, tied for the second-most interceptions in the NFL when blitzing:

Interceptions When Blitzing Opposing QBs - NFL 2023

Team	INT	Team	INT
N.Y. Giants	9	Minnesota	6
Dallas	7	Tampa Bay	6
Baltimore	7	Detroit	6

★ WINGARDIUM LEVI-OSA ★

Osa Odighizuwa had a career year, disrupting fronts in both the run and pass game. Odighizuwa had 3.0 sacks in 2023 and ranked fourth in pass rush win rate (18.2%) among interior defensive linemen, per NextGenStats. A pass rush win occurs when a defender beats his block in less than 2.5 seconds:

Pass Rush Win Rate - NFL Defensive Tackles per NextGen

Rk	Player, Team	Wins	Plays	PRWR
1.	Aaron Donald, LAR	57	286	19.9%
2.	Chris Jones, KC	42	214	19.6%
3.	Dexter Lawrence, NYG	47	253	18.6%
4.	Osa Odighizuwa, Dal	32	176	18.2%
5.	DeForest Buckner, Ind	47	270	17.4%

★ UNDER PRESSURE ★

The Cowboys front six have established themselves as one of the premier pass rushing units in the league. After leading the NFL with 271 pressures in 2022, Dallas tied for fifth in the NFL with 264 pressures in 2023, per *Pro Football Focus*:

Most QB Pressures per PFF - NFL 2023

Team	Pressures
Baltimore	288
San Francisco	279
Detroit	274
Miami	273
Dallas	264
Philadelphia	264

★ WRAP UP ★

Since Dan Quinn arrived in 2021, the Dallas defense has the second-fewest missed tackles (335) behind New England (330) per *PFF*. In 2023 the Cowboys had 104 missed tackles, the fewest in the NFL:

Fewest Missed Tackles per PFF - NFL 2023

Team	MissTkl	Team	MissTkl
Dallas	104	Kansas City	125
Philadelphia	123	Cincinnati	127
New England	124	Tampa Bay	128

★ NO FLY ZONE ★

The Dallas Cowboys were eighth in the NFL in pass defense (200.9) in 2022. In 2023 Dallas had allowed a mere 187.4 net passing yards-per-game, fifth in the NFL:

Team Net Passing Yards Allowed-Per-Game - 2023

Team	Yds/Game
Cleveland	164.7
N.Y. Jets	168.3
Carolina	171.5
Kansas City	176.5
Dallas	187.4

Dallas' 187.4 passing yards allowed-per-game is the team's lowest mark in a season since 2003 (164.4).

Additionally, the Cowboys secondary limited opponents after the catch. Dallas allowed 1,795 yards after the catch, seventh-fewest in the NFL in 2023:

YAC Allowed - NFL 2023

Team	YACAllwd	Team	YACAllwd
Carolina	1,467	Cleveland	1,756
Arizona	1,579	Buffalo	1,774
Atlanta	1,666	Dallas	1,795
Kansas City	1,695	LA Rams	1,796

18.5 Dallas allowed 18.5 points-per-game in 2023, fifth in the NFL and the fewest points allowed-per-game by a Cowboys team since 2009 (15.6).

DEFENSIVE NOTES

★ DEFENSIVE SCORES ★

In 2023 Dallas led the league with six defensive touchdowns, tying the single-season franchise record set in 2021:

Cowboys Most Defensive TDs in a Single Season

Season	INT Ret	Fum Ret	Tot TD
2021	5	1	6
2023	5	1	6
2013	2	3	5
1999	4	1	5
1983	2	3	5
1968	3	2	5

Since Dan Quinn's arrival in 2021, Dallas' 15 defensive touchdowns lead the NFL:

Most Defensive Touchdowns - NFL 2021-23

Team	INT Ret	Fum Ret	Tot TD
Dallas	9	5	15
Miami	7	4	11
New England	8	2	10
Philadelphia	6	4	10

★ STAY SCHEMIN' ★

Under Defensive Coordinator Dan Quinn, the Dallas secondary has become one of the most versatile units in the league. The Cowboys led the NFL in takeaways in both 2021 and 2022.

Since Quinn arrived in Dallas, the Cowboys have played man coverage 33.7% of the time, the third-highest man coverage rate during that span. In 2023 Dallas had played man coverage 35.7% of the time, third in the league behind Cleveland (40.9%) and the N.Y. Giants (38.3%).

Below is a year-by-year breakdown of Dallas' coverage schemes dating back to 2019, per TruMedia:

Dallas Cowboys Year-by-Year Man vs. Zone Coverage - Per PFF

Year	Def. Coord.	Man %	Zone%
2023	Dan Quinn	35.7% (3rd)	60.1% (30th)
2022	Dan Quinn	27.2% (12th)	69.0% (14th)
2021	Dan Quinn	38.4% (3rd)	57.0% (29th)
2020	Mike Nolan	26.2% (19th)	66.3% (14th)
2019	Rod Marinelli	26.1% (27th)	67.8% (6th)

★ STOPS IN CRUNCH TIME ★

The Dallas defense has stepped up late in games this season. Despite several teams scoring points late due to nine 20-point blowout victories, Dallas allowed just eight touchdowns in the fourth quarter this season, and its 3.9 points allowed-per-game in the fourth quarter ranked third in the NFL:

Fourth Quarter Points Allowed-Per-Game - 2023

Team	Pts/4Q	Team	Pts/4Q
Pittsburgh	3.5	Kansas City	4.2
San Francisco	3.5	N.Y. Jets	4.5
Dallas	3.9		

★ FUMBLEROOSKI ★

Dallas has put an emphasis on takeaways since Dan Quinn arrived as defensive coordinator in 2021. In 2022 Dallas made an effort to jar the ball loose from opposing ball carriers, as the Cowboys led the league with 20 forced fumbles, which was also the most by a Cowboys team since the stat became official in 1994.

The Cowboys forced 14 fumbles in 2023, tied for 10th, and spanning back to last season, Dallas leads the league in forced fumbles (34):

Team Leaders in Forced Fumbles - 2022-23

Team	FF	Team	FF
Dallas	34	N.Y. Giants	31
Minnesota	31	Indianapolis	30
Denver	31		

Along with forcing fumbles, Dallas is quick to recover fumbles on the defensive side of the ball. In 2023 Dallas pounced on eight fumble recoveries. Since the start of 2022, Dallas leads the league in defensive fumble recoveries (26).

★ THIRD-AND-I GOT THIS ★

The Cowboys held opponents to 79-of-211 on third downs in 2023, a 37.4% opponent third down conversion rate. When limiting opposing offenses on first and second down, the Cowboys defense gave opponents fits on third and medium (four-to-six yards). Dallas allowed just 14 first downs on 42 third and medium attempts, a 33.3% third and medium opponent conversion rate that ranked third in the NFL in 2023.

Below is a breakdown of the Cowboys opponent third down conversions by distance in 2023:

Cowboys Third Down Defense in 2023

3rd & Short (<4 Yds)	3rd & Med (4-6 Yds)	3rd & Long (>6 Yds)	3rd & 10+
44-77 (57.1%)	14-42 (33.3%)	21-92 (22.8%)	9-58 (15.5%)
Rank: 16th	Rank: 3rd	Rank: 14th	Rank: 13th

In the win against the N.Y. Giants (11/12), Dallas did not allow a first down on 12 third down attempts (0-12). Below are the games where Dallas did not allow one third down conversion since 1990:

Zero Third Down Conversions Allowed - Cowboys Since 1990

Opp, Date	3rdAtt	3rdConv	3rdConv%
NYG, 11/12/23	12	0	0.0%
NYG, 1/3/21	7	0	0.0%
Ari, 9/6/98	10	0	0.0%
Det, 11/8/92	7	0	0.0%
LA Raiders, 10/25/92	8	0	0.0%

★ TAKEAWAYS IN BUNCHES ★

The Cowboys led the NFL in takeaways in both 2021 (34) and 2022 (33), becoming the first team to lead the NFL in takeaways in back-to-back seasons since the Pittsburgh Steelers from 1972-74 (three straight seasons).

In 2023 Dallas tied for eighth with 26 takeaways, and since Dan Quinn arrived as defensive coordinator in 2021, the Cowboys lead the NFL in both takeaways (93) and interceptions (59):

Most Takeaways in the NFL - 2021-23

Team	INT	FR	Takeaways
Dallas	59	34	93
Buffalo	54	26	80
Indianapolis	44	32	76
Tampa Bay	40	34	74
New England	52	21	73

★ I'LL TAKE THAT ★

Dallas is 9-0 when winning the turnover battle in 2023, the league's best record in that category. Overall, the Cowboys had a +10 turnover differential, tied for fifth in the NFL:

2022 NFL Turnover Differential Leaders

Team	Takeaways	Giveaways	Differential
Baltimore	31	19	+12
N.Y. Giants	31	19	+12
New Orleans	29	18	+11
Pittsburgh	27	16	+11
Dallas	26	16	+10
Houston	24	14	+10
San Francisco	28	18	+10
Cincinnati	26	16	+10

Dallas finished the season with a turnover margin of +10-or-better for the third consecutive season. It's the first time in franchise history that the Cowboys finished with a turnover margin of +10-or-better in three consecutive seasons and the first NFL team to do so since Kansas City from 2015-17.

SPECIAL TEAMS NOTES

2023 SEASON (NFL Rank)

36 Field Goals (1st)

94.7% Field Goal Percentage (3rd)

157 Kicking Points (1st)



★ BUTTER AUBREY ★

Brandon Aubrey, who spent his collegiate athletic career as a soccer player at Notre Dame, led the NFL in field goals made (36) and ranked third in field goal percentage (94.7%). After Aubrey made a game-winning field goal at the LA Chargers (10/16), Dak Prescott called Aubrey "Butter Aubrey" in reference to his historic start.

Aubrey made his first 35 field goal attempts in 2023, an NFL record for the most field goals made without a miss to start a career.

Most Field Goals Made Without Missing To Start Career NFL History

Player, Season	FGM	FGA
Brandon Aubrey, 2023	35	35
Travis Coons, 2015	18	18
Chandler Catanzaro, 2014	17	17
Kai Forbath, 2012	17	17

★ LONG BALL BRANDON ★

Aubrey showed that he has the ability to knock down kicks from long range. Aubrey nailed a 60-yard field goal and a 59-yard field goal against Philadelphia (12/10), becoming the first player in NFL history to make two field goals from 59-plus yards in a single game.

Below are the longest field goals by a Cowboys rookie:

Longest Field Goals by Cowboys Rookie Kickers

Player	FG Length	Opp, Date
Brett Maher	62	Phi, 12/9/18
Brandon Aubrey	60	Phi, 12/10/23
Brandon Aubrey	59	Phi, 12/10/23
Brett Maher	59	TB, 12/23/18
Brandon Aubrey	58	LAR, 10/29/23

Aubrey made all 10 field goal attempts from 50-plus yards in 2023, the most 50-yard field goals in a season by any Cowboys player and tied for the second-most 50-yard makes in a season in NFL history:

Most 50-Yard Field Goals Made in a Season - Cowboys History

Player, Season	50+ Yd FG	
	FGM	FGA
Daniel Carlson, 2022	11	13
Brandon Aubrey, 2023	10	10
Brandon McManus, 2020	10	15
Justin Tucker, 2016	10	10
Blair Walsh, 2012	10	10

Additionally, Aubrey made three field goals from 50-plus yards on Sunday Night Football against Philadelphia (12/10). He was just the second player in franchise history with three field goals of 50-plus yards in a single game, joining Brett Maher (at Min, 11/20/22).

★ POINT PERSON ★

Brandon Aubrey signed with the Cowboys prior to training camp after kicking two seasons for the Birmingham Stallions in the USFL. Aubrey was rock solid in his first year, converting 36-of-38 field goal attempts and 44-of-47 PATs.

Along with precision, Aubrey racked up points thanks to touchdowns from all three phases. Aubrey's 157 kicking points led the league in 2023 and are the most points scored in an player's first NFL season:

Most Points Scored in First NFL Season - NFL History

Player	FGM	FGA	FG%	PAT	Pts
Brandon Aubrey, 2023	36	38	94.7%	49	157
Cody Parkey, 2014	32	36	88.9%	54	150
Kevin Butler, 1985	31	37	83.8%	51	144
Harrison Butker, 2017	38	42	90.5%	28	142
Tyler Bass, 2020	28	34	82.4%	57	141

Aubrey's 157 points are also the most points in a season in franchise history, surpassing Emmitt Smith (150):

Most Points Scored in a Season - Cowboys History

Player, Season	Pts	Player, Season	Pts
Brandon Aubrey, 2023	157	Dan Bailey, 2011	135
Emmitt Smith, 1995	150	Greg Zuerlein, 2020	135
Brett Maher, 2022	137	Emmitt Smith, 1994	132

★ TOUCHBACK CENTRAL ★

Brandon Aubrey led the NFL with 99 touchbacks on 109 kick-offs (90.8% touchback percentage, third in the NFL).

Aubrey's 99 touchbacks are also an NFL single-season record:

NFL Kickoff Touchback Single-Season Leaders

Player, Season	TB	Player	TB
Brandon Aubrey, 2023	99	Matt Prater, 2013	81
Bradley Pinion, 2019	88	Greg Zuerlein, 2021	80
Bradley Pinion, 2020	85	Brett Maher, 2022	78

★ MORE HISTORY? ★

Brandon Aubrey's 36 field goals in 2023 were the most made field goals in a season in franchise history:

Most Field Goals Made in a Season - Cowboys History

Player, Season	FGM	Player	FGM
Brandon Aubrey, 2023	36	Dan Bailey, 2011	32
Richie Cunningham, 1997	34	Chris Boniol, 1996	32
Greg Zuerlein, 2020	34	Dan Bailey, 2015	30

60 Brandon Aubrey made a 60-yard field goal in the first quarter against Philadelphia (12/10). It was the first 60-yard field goal made in the first quarter in NFL history.

SPECIAL TEAMS NOTES

★ NFC SPECIAL TEAMS POTM ★



Rookie kicker Brandon Aubrey was named NFC Special Teams Player of the Month for October, becoming the first Cowboys kicker to win Player of the Month since Richie Cunningham in September 1997.

In the month of October, Aubrey went eight-of-eight on field goals, including two makes from 50-plus yards. Aubrey added 23 touchbacks on 23 kickoffs and was 11-of-11 on PATs.

Dallas Cowboys to Win NFC Special Teams POM

Player	Position	Season	Month
Brandon Aubrey	K	2023	October
Jason Tucker	KR	1999	December
Richie Cunningham	K	1997	September
Chris Boniol	K	1996	November

★ BLOCK PARTY ★

Dallas blocked a field goal and returned it for a touchdown against the N.Y. Giants (9/10) for the Cowboys first score of the season. The Cowboys also blocked a punt that went out of the back of the end zone for a safety against the LA Rams (10/29) in Week 8 and finished the season with a blocked punt at Washington (1/7/24).

The Cowboys were one-of-three teams in the NFL this season with three blocked kicks, joining Cleveland and Pittsburgh.

Since John "Bones" Fassel arrived as Dallas' special teams coordinator in 2020, the Cowboys 10 blocked kicks lead the NFL (punts, field goals and PATs):

Team	Blocked Kicks - NFL 2020-23			
	BikPAT	BikFG	BikPunt	BikKck
Dallas	2	2	6	10
Cleveland	2	6	0	8
Pittsburgh	2	2	4	8

★ ACCURATE AUBREY ★

Along with setting the franchise record for field goals made in a season (36), Brandon Aubrey's precision was on display in 2023. Aubrey's 94.7 field goal percentage ranked second in single-season franchise history:

Single-Season Field Goal Percentage - Cowboys History

Player	FGM	FGA	FG%
Chris Boniol, 1995	27	28	96.4%
Brandon Aubrey, 2023	36	38	94.7%
Dan Bailey, 2015	30	32	93.8%
Dan Bailey, 2012	29	31	93.5%

★ THE PUNT-ISHER ★

Bryan Anger had a career season in 2023 and was selected to his second career Pro Bowl. Anger punted 44 times and had a net average of 44.9, second in the NFL and setting the single-season franchise record:

Single-Season Net Punting Average - Cowboys History

Player	Punts	Net Yds	NetAvg
Bryan Anger, 2023	44	1,975	44.9
Bryan Anger, 2021	65	2,900	44.6
Bryan Anger, 2022	68	2,913	42.8

Anger's 44.6 net punting average also finished fifth in single-season NFL history.

Anger also led the NFL and set the single-season franchise record in gross punting average (51.4). Anger's 51.4 punting average also ranks third in a season in NFL history:

Single-Season Gross Punting Average - NFL History

Player	Punts	Net Yds	NetAvg
Ryan Stonehouse, 2022	90	4,779	53.1
Ryan Stonehouse, 2023	53	2,812	53.1
Bryan Anger, 2023	44	2,262	51.4



ROSTERS AND DEPTH CHART

2023 DALLAS COWBOYS UNOFFICIAL DEPTH CHART

(As of January 9, 2024)

OFFENSE

WR	88 CeeDee Lamb	83 Jalen Brooks	
LT	77 Tyron Smith	71 Chuma Edoga	
LG	73 Tyler Smith	71 Chuma Edoga	76 <u>Asim Richards</u>
C	63 Tyler Biadasz	67 Brock Hoffman	
RG	70 Zack Martin	66 <u>T.J. Bass</u>	
RT	78 Terence Steele	79 Matt Waletzko	
TE	87 Jake Ferguson	86 <u>Luke Schoonmaker</u>	89 Peyton Hendershot
WR	3 Brandin Cooks	9 KaVontae Turpin	
WR	13 Michael Gallup	18 Jalen Tolbert	
QB	4 Dak Prescott	10 Cooper Rush	15 Trey Lance
RB	20 Tony Pollard	23 Rico Dowdle	40 <u>Hunter Luepke</u>

DEFENSE

DE	90 DeMarcus Lawrence	54 Sam Williams	
DT	95 Johnathan Hankins	58 <u>Mazi Smith</u>	93 <u>Viliami Fehoko</u>
DT	97 Osa Odighizuwa	96 Neville Gallimore	99 Chauncey Golston
DE	92 Dorance Armstrong	56 Dante Fowler	
LB	11 Micah Parsons	91 <u>Tyrus Wheat</u>	
LB	33 Damone Clark	14 Markquese Bell	
CB	21 Stephon Gilmore	37 <u>Eric Scott</u>	
NCB	2 Jourdan Lewis	19 Noah Igbinoghene	
CB	26 DaRon Bland	25 Nahshon Wright	
S	1 Jayron Kearse	24 Israel Mukuamu	
S	6 Donovan Wilson		
S	28 Malik Hooker	30 Juanyeh Thomas	

SPECIALISTS

K	17 <u>Brandon Aubrey</u>	
P	5 Bryan Anger	
LS	44 Trent Sieg	
H	5 Bryan Anger	
KR	9 KaVontae Turpin	23 Rico Dowdle
PR	9 KaVontae Turpin	

PRONUNCIATION GUIDE

Dorance Armstrong	DOOR-intz	Hunter Luepke	LIP-key
Markquese Bell	mar-KEESE	Israel Mukuamu	MOO-kwah-moo
Tyler Biadasz	bee-AH-dish	Osa Odighizuwa	oh-DIGGY-zoowa
DaRon Bland	duh-RON	Asim Richards	AH-sum
Damone Clark	duh-MONE	Luke Schoonmaker	SKOON-maker
Rico Dowdle	DOWD-ill	Trent Sieg	SIG
Chuma Edoga	chu-MA ee-doe-GAH	Mazi Smith	MAH-zee
Viliami Fehoko	villy-AH-me fuh-HO-ko	Tyron Smith	TIE-rin
Stephon Gilmore	steph-AHN	Juanyeh Thomas	ONE-yay
Noah Igbinoghene	IGG-bin-AWG-guh-nee	KaVontae Turpin	kuh-VON-tay
Jayron Kearse	JAY-RON	Nahshon Wright	nuh-SHAWN

COACHING STAFF

HEAD COACH: Mike McCarthy

ASSISTANTS: Jeff Blasko (Running Game Coordinator/Running Backs), Ramon Chinyoung (Quality Control/Asst. Offensive Line), Aden Durde (Defensive Line), John Fassel (Special Teams Coordinator), Ryan Feder (Game Management/Off. Assistant), Sharrif Floyd (Quality Control/Asst. Defensive Line), Will Harriger (Offensive Assistant/Quality Control), Evan Harrington (Offensive Assistant), Al Harris (Defensive Backs), Chase Haslett (Assistant Tight Ends), Cannon Matthews (Assistant Defensive Backs), Scott McCurley (Linebackers), Harold Nash (Strength & Conditioning Coordinator), Pete Ohnegian (Quality Control/Defensive Assistant), Robert Prince (Wide Receivers), Dan Quinn (Defensive Coordinator), Justin Rudd (Coaching Operations Manager/Football Analytics), Brian Schottenheimer (Offensive Coordinator), Eric Simonelli (Quality Control Analytics), Cedric Smith (Assistant Strength & Conditioning), Kendall Smith (Assistant Strength & Conditioning), Mike Solari (Offensive Line), Rayna Stewart (Assistant Special Teams), Darian Thompson (Quality Control/Asst. Linebackers), Scott Tolzien (Quarterbacks), Lunda Wells (Tight Ends), Joe Whitt (Secondary/Defensive Pass Game Coordinator).

2023 DALLAS COWBOYS ALPHABETICAL ROSTER

NO.	NAME	POS	HT	WT	DOB	EXP	COLLEGE	HOMETOWN	GP	GS	DNP	IA
5	Anger, Bryan	P	6-3	214	10/6/1988	12	California	Camarillo, Calif.	17	0	0	0
92	Armstrong, Dorance	DE	6-3	270	6/10/1997	6	Kansas	Houston, Texas	17	1	0	0
17	Aubrey, Brandon	K	6-3	208	3/14/1995	1	Notre Dame	St. Louis, Mo.	17	0	0	0
66	Bass, T.J.	G	6-4	315	3/31/1999	R	Oregon	Deming, Wash.	17	2	0	0
14	Bell, Markquese	LB	6-2	218	12/31/1999	2	Florida A&M	Bridgeton, N.J.	17	8	0	0
63	Biadasz, Tyler	C	6-4	316	11/20/1997	4	Wisconsin	Amherst, Wisc.	16	16	0	1
26	Bland, DaRon	CB	6-2	202	7/12/1999	2	Fresno State	Modesto, Calif.	17	15	0	0
83	Brooks, Jalen	WR	6-1	203	5/7/2000	R	South Carolina	Harrisburg, N.C.	7	0	0	10
33	Clark, Damone	LB	6-2	245	6/28/2000	2	Louisiana State	Baton Rouge, La.	17	17	0	0
3	Cooks, Brandin	WR	5-10	193	9/25/1993	10	Oregon State	Stockton, Calif.	16	15	0	1
23	Dowdle, Rico	RB	5-11	218	6/14/1998	4	South Carolina	Asheville, N.C.	16	0	0	1
71	Edoga, Chuma	OL	6-4	315	5/25/1997	5	Southern California	Atlanta, Ga.	17	6	0	0
93	Fehoko, Viliami	DE	6-4	283	12/16/1999	R	San Jose State	East Paolo Alto, Calif.	0	0	0	10
87	Ferguson, Jake	TE	6-5	252	1/18/1999	2	Wisconsin	Madison, Wisc.	17	16	0	0
56	Fowler, Dante	DE	6-3	250	8/3/1994	8	Florida	St. Petersburg, Fla.	17	0	0	0
96	Gallimore, Neville	DT	6-2	315	1/17/1997	4	Oklahoma	Ottawa, Ontario	17	0	0	0
13	Gallup, Michael	WR	6-1	205	3/4/1996	6	Colorado State	Monroe, Ga.	17	13	0	0
21	Gilmore, Stephon	CB	6-0	190	9/19/1990	12	South Carolina	Rock Hill, SC	17	17	0	0
99	Golston, Chauncey	DE	6-5	285	2/10/1998	3	Iowa	Detroit, Mich.	17	3	0	0
95	Hankins, Johnathan	DT	6-3	325	3/30/1992	11	Ohio State	Dearborn Heights, Mich.	14	14	0	3
89	Hendershot, Peyton	TE	6-4	250	4/23/1999	2	Indiana	North Salem, Ind.	8	1	0	2
67	Hoffman, Brock	C	6-4	315	7/2/1999	1	Virginia Tech	Statesville, N.C.	17	2	0	0
28	Hooker, Malik	S	6-1	215	4/2/1996	7	Ohio State	New Castle, Pa.	16	15	0	1
19	Igbinoehene, Noah	CB	5-11	194	11/27/1999	4	Auburn	Trussville, Ala.	5	0	0	12
1	Kearse, Jayron	S	6-4	227	2/11/1994	8	Clemson	Fort Myers, Fla.	16	13	0	1
88	Lamb, CeeDee	WR	6-2	197	4/8/1999	4	Oklahoma	Richmond, Texas	17	17	0	0
15	Lance, Trey	QB	6-4	226	5/9/2000	3	North Dakota State	Marshall, Minn.	0	0	0	17
90	Lawrence, DeMarcus	DE	6-3	254	4/28/1992	10	Boise State	Aiken, S.C.	17	17	0	0
2	Lewis, Jourdan	CB	5-10	190	8/31/1995	7	Michigan	Detroit Mich.	16	8	0	1
40	Luepke, Hunter	RB	6-1	245	2/28/2000	R	North Dakota State	Spencer, Wisc.	17	0	0	0
70	Martin, Zack	G	6-4	315	11/20/1990	10	Notre Dame	Indianapolis, Ind.	15	15	0	2
24	Mukuamu, Israel	S	6-4	215	11/28/1999	3	South Carolina	Charlotte, N.C.	14	0	0	3
97	Odighizuwa, Osa	DT	6-2	294	8/13/1998	3	UCLA	Dayton, Ohio	17	17	0	0
11	Parsons, Micah	LB	6-3	250	5/26/1999	3	Penn State	Harrisburg, Pa.	17	17	0	0
20	Pollard, Tony	RB	6-0	215	4/30/1997	5	Memphis	Memphis, Tenn.	17	17	0	0
4	Prescott, Dak	QB	6-2	228	7/29/1993	8	Mississippi State	Haughton, La.	17	17	0	0
76	Richards, Asim	T	6-4	315	10/2/2000	R	North Carolina	Philadelphia, Pa.	8	0	0	9
10	Rush, Cooper	QB	6-3	224	11/21/1993	6	Central Michigan	Charlotte, Mich.	7	0	10	0
86	Schoonmaker, Luke	TE	6-5	255	9/28/1998	R	Michigan	Hamden, Conn.	17	0	0	0
37	Scott, Eric	DB	6-1	205	8/7/1998	R	Southern Mississippi	Basehor, Kan.	0	0	0	17
44	Sieg, Trent	LS	6-3	240	5/19/1995	6	Colorado State	Eaton, Colo.	17	0	0	0
58	Smith, Mazi	DT	6-3	328	6/16/2001	R	Michigan	Grand Rapids, Mich.	17	3	0	0
73	Smith, Tyler	G/T	6-5	320	4/3/2001	2	Tulsa	Fort Worth, Texas	14	14	0	3
77	Smith, Tyron	T	6-5	307	12/12/1990	13	Southern California	Moreno Valley, Calif.	13	13	1	3
78	Steele, Terence	T	6-6	320	6/4/1997	4	Texas Tech	Cibolo, Texas	17	17	0	0
30	Thomas, Juanyeh	S	6-1	215	6/24/2000	1	Georgia Tech	Niceville, Fla.	16	1	0	1
18	Tolbert, Jalen	WR	6-1	200	2/27/1999	2	South Alabama	Mobile, Ala.	17	6	0	0
9	Turpin, KaVontae	WR	5-7	155	8/2/1996	2	TCU	Monroe, La.	16	0	0	1
79	Waletzko, Matt	T	6-8	320	12/15/1999	2	North Dakota	Cold Spring, Minn.	1	0	0	1
91	Wheat, Tyrus	LB	6-2	263	12/8/1999	R	Mississippi State	Amité, La.	12	0	0	0
54	Williams, Sam	DE	6-4	262	3/31/1999	2	Mississippi	Montgomery, Ala.	17	0	0	0
6	Wilson, Donovan	S	6-0	205	2/21/1995	5	Texas A&M	Shreveport, La.	15	13	0	2
25	Wright, Nahshon	CB	6-4	200	9/23/1998	3	Oregon State	East Palo Alto, Calif.	12	0	0	0
PRACTICE SQUAD												
64	Bostick, Earl	T	6-6	315	12/31/1998	R	Kansas	Barnwell, S.C.	0	0	0	0
31	Butler, Josh	CB	6-0	186	11/25/1996	R	Michigan State	Mesquite, Texas	0	0	0	0
72	Collins, La'el	T	6-4	323	7/26/1993	9	Louisiana State	Baton Rouge, La.	0	0	0	0
16	Cropper, Jalen	WR	5-11	180	5/3/2001	R	Fresno State	Parlier, Calif.	0	0	0	0
98	Davis Jr., Carl	NT	6-5	335	3/2/1992	9	Iowa	Detroit, Mich.	3	0	0	0
34	Davis, Malik	RB	5-10	205	11/26/1998	2	Florida	Tamp, Fla.	3	0	0	0
48	Fant, Princeton	TE	6-2	250	3/11/1999	R	Tennessee	Nashville, Tenn.	2	0	0	0
46	Jefferson, Malik	LB	6-2	245	11/15/1996	4	Texas	Mesquite, TX	3	0	0	0
57	Johnson, Buddy	LB	6-2	240	2/27/1999	2	Texas A&M	Dallas, TX	2	0	0	0
51	Johnson, Durrell	DE	6-3	260	6/26/1998	R	Liberty	Baltimore, Md.	0	0	0	0
80	McMath, Racey	WR	6-3	217	6/14/1999	3	Louisiana State	New Orleans, LA	0	0	0	0
53	Price, Billy	OL	6-4	312	10/11/1994	6	Ohio State	Austintown, Ohio	0	0	0	0
27	Redwine, Sheldrick	DB	6-0	195	11/6/1996	4	Miami	Miami, FL	1	0	0	1
65	Shepley, Dakota	G	6-4	290	12/27/1994	3	British Columbia	Windsor, Ontario	0	0	0	0
36	Thompson Jr., SaRodoric	RB	6-0	215	10/1/1999	R	Texas Tech	Irving, Texas	0	0	0	0
45	Wilson, Damien	LB	6-0	245	5/28/1993	9	Minnesota		0	0	0	0
RESERVE/INJURED												
75	Ball, Josh	T	6-8	320	5/15/1998	3	Marshall	Fredericksburg, Va.	0	0	0	0
7	Diggs, Trevon	CB	6-1	204	9/20/1998	4	Alabama	Gaithersburg, Md.	2	2	0	0
85	Durden, David	WR	6-1	208	12/26/1998	R	West Florida	Midville, Ga.	0	0	0	0
29	Goodwin, C.J.	CB	6-3	195	2/4/1990	8	California (PA)	Wheeling, W.V.	5	0	0	0
84	McKeon, Sean	TE	6-5	255	12/28/1997	4	Michigan	Dudley, Mass.	9	0	0	0
35	Overshown, DeMarvion	LB	6-3	230	8/13/2000	R	Texas	Arp, Texas	0	0	0	0
81	Stephens, John	TE	6-6	245	9/23/1999	R	Louisiana-Lafayette	Logansport, LA.	0	0	0	0
55	Vander Esch, Leighton	LB	6-4	255	2/8/1996	6	Boise State	Riggins, Idaho	5	5	0	0
42	Vaughn, Deuce	RB	5-5	180	11/2/2001	R	Kansas State	Round Rock, Texas	7	0	0	9

2023 DALLAS COWBOYS NUMERICAL ROSTER

NO.	NAME	POS	HT	WT	AGE	EXP	COLLEGE	HOW ACQ	GP	GS	DNP	IA
1	Jayron Kearse	S	6-4	227	29	8	Clemson	FA-'21	16	13	0	1
2	Jourdan Lewis	CB	5-10	190	28	7	Michigan	D3-'17	16	8	0	1
3	Brandin Cooks	WR	5-10	193	30	10	Oregon State	T(Hou)-'23	16	15	0	1
4	Dak Prescott	QB	6-2	228	30	8	Mississippi State	D4b-'16	17	17	0	0
5	Bryan Anger	P	6-3	214	35	12	California	FA-'21	17	0	0	0
6	Donovan Wilson	S	6-0	205	28	5	Texas A&M	D6-'19	15	13	0	2
9	KaVontae Turpin	WR	5-7	155	27	2	TCU	UDFA-'22	16	0	0	1
10	Cooper Rush	QB	6-3	224	30	6	Central Michigan	FA-'20	7	0	10	0
11	Micah Parsons	LB	6-3	250	24	3	Penn State	D1-'21	17	17	0	0
13	Michael Gallup	WR	6-1	205	27	6	Colorado State	D3-'18	17	13	0	0
14	Markquese Bell	LB	6-2	218	24	2	Florida A&M	UDFA-'22	17	8	0	0
15	Trey Lance	QB	6-4	226	23	3	North Dakota State	T(SF)-'23	0	0	0	17
17	Brandon Aubrey	K	6-3	208	28	1	Notre Dame	FA-'23	17	0	0	0
18	Jalen Tolbert	WR	6-1	200	24	2	South Alabama	D3-'22	17	6	0	0
19	Noah Igbinoghene	CB	5-11	194	24	4	Auburn	T(Mia)-'23	5	0	0	12
20	Tony Pollard	RB	6-0	215	26	5	Memphis	D4a-'19	17	17	0	0
21	Stephon Gilmore	CB	6-0	190	33	12	South Carolina	T(Ind)-'23	17	17	0	0
23	Rico Dowdle	RB	5-11	218	25	4	South Carolina	UDFA-'20	16	0	0	1
24	Israel Mukuamu	S	6-4	215	24	3	South Carolina	D6b-'21	14	0	0	3
25	Nahshon Wright	CB	6-4	200	25	3	Oregon State	D3c-'21	12	0	0	0
26	DaRon Bland	CB	6-2	202	24	2	Fresno State	D5b-'22	17	15	0	0
28	Malik Hooker	S	6-1	215	27	7	Ohio State	FA-'21	16	15	0	1
30	Juanyeh Thomas	S	6-1	215	23	1	Georgia Tech	UDFA-'22	16	1	0	1
33	Damone Clark	LB	6-2	245	23	2	Louisiana State	D5c-'22	17	17	0	0
37	Eric Scott	DB	6-1	205	25	R	Southern Mississippi	D6a-'23	0	0	0	17
40	Hunter Luepke	RB	6-1	245	23	R	North Dakota State	UDFA-'23	17	0	0	0
44	Trent Sieg	LS	6-3	240	28	6	Colorado State	FA-'23	17	0	0	0
54	Sam Williams	DE	6-4	262	24	2	Mississippi	D2-'22	17	0	0	0
56	Dante Fowler	DE	6-3	250	29	8	Florida	UFA-'23	17	0	0	0
58	Mazi Smith	DT	6-3	328	22	R	Michigan	D1-'23	17	3	0	0
63	Tyler Biadasz	C	6-4	316	26	4	Wisconsin	D4b-'20	16	16	0	1
66	T.J. Bass	G	6-4	315	24	R	Oregon	UDFA-'23	17	2	0	0
67	Brock Hoffman	C	6-4	315	24	1	Virginia Tech	FA-'22	17	2	0	0
70	Zack Martin	G	6-4	315	33	10	Notre Dame	D1-'14	15	15	0	2
71	Chuma Edoqa	OL	6-4	315	26	5	Southern California	UFA-'23	17	6	0	0
73	Tyler Smith	G/T	6-5	320	22	2	Tulsa	D1-'22	14	14	0	3
76	Asim Richards	T	6-4	315	23	R	North Carolina	D5-'23	8	0	0	9
77	Tyron Smith	T	6-5	307	33	13	Southern California	D1-'11	13	13	1	3
78	Terence Steele	T	6-6	320	26	4	Texas Tech	UDFA-'20	17	17	0	0
79	Matt Waletzko	T	6-8	320	24	2	North Dakota	D5a-'22	1	0	0	1
83	Jalen Brooks	WR	6-1	203	23	R	South Carolina	D7-'23	7	0	0	10
86	Luke Schoonmaker	TE	6-5	255	25	R	Michigan	D2-'23	17	0	0	0
87	Jake Ferguson	TE	6-5	252	24	2	Wisconsin	D4-'22	17	16	0	0
88	CeeDee Lamb	WR	6-2	197	24	4	Oklahoma	D1-20	17	17	0	0
89	Peyton Hendershot	TE	6-4	250	24	2	Indiana	UDFA-'22	8	1	0	2
90	DeMarcus Lawrence	DE	6-3	254	31	10	Boise State	D2-'14	17	17	0	0
91	Tyrus Wheat	LB	6-2	263	24	R	Mississippi State	UDFA-'23	12	0	0	0
92	Dorance Armstrong	DE	6-3	270	26	6	Kansas	D4a-'18	17	1	0	0
93	Villiami Fehoko	DE	6-4	283	24	R	San Jose State	D4-'23	0	0	0	10
95	Johnathan Hankins	DT	6-3	325	31	11	Ohio State	T(LV)-'22	14	14	0	3
96	Neville Gallimore	DT	6-2	315	26	4	Oklahoma	D3-'20	17	0	0	0
97	Osa Odighizuwa	DT	6-2	294	25	3	UCLA	D3a-'21	17	17	0	0
99	Chauncey Golston	DE	6-5	285	25	3	Iowa	D3b-'21	17	3	0	0
PRACTICE SQUAD												
16	Jalen Cropper	WR	5-11	180	22	R	Fresno State	UDFA-'23	0	0	0	0
27	Sheldrick Redwine	DB	6-0	195	27	4	Miami	FA-'22	1	0	0	1
31	Josh Butler	CB	6-0	186	27	R	Michigan State	FA-'23	0	0	0	0
34	Malik Davis	RB	5-10	205	25	2	Florida	UDFA-'22	3	0	0	0
36	SaRodrick Thompson Jr.	RB	6-0	215	24	R	Texas Tech	FA-'23	0	0	0	0
45	Damien Wilson	LB	6-0	245	30	9	Minnesota	FA-'23	0	0	0	0
46	Malik Jefferson	LB	6-2	245	27	4	Texas	FA-'22	3	0	0	0
48	Princeton Fant	TE	6-2	250	24	R	Tennessee	UDFA-'23	2	0	0	0
51	Durrell Johnson	DE	6-3	260	25	R	Liberty	UDFA-'23	0	0	0	0
53	Billy Price	OL	6-4	312	29	6	Ohio State	FA-'23	0	0	0	0
57	Buddy Johnson	LB	6-2	240	24	2	Texas A&M	FA-'23	2	0	0	0
64	Earl Bostick	T	6-6	315	25	R	Kansas	UDFA-'23	0	0	0	0
65	Dakoda Shepley	G	6-4	290	29	3	British Columbia	FA-'23	0	0	0	0
72	La'el Collins	T	6-4	323	30	9	Louisiana State	FA-'23	0	0	0	0
80	Racey McMath	WR	6-3	217	24	3	Louisiana State	FA-'23	0	0	0	0
98	Carl Davis Jr.	NT	6-5	335	31	9	Iowa	FA-'23	3	0	0	0
RESERVE/INJURED												
7	Trevon Diggs	CB	6-1	204	25	4	Alabama	D2-'20	2	2	0	0
29	C.J. Goodwin	CB	6-3	195	33	8	California (PA)	PS(Cin)-'18	5	0	0	0
35	DeMarvion Overshown	LB	6-3	230	23	R	Texas	D3-'23	0	0	0	0
42	Deuce Vaughn	RB	5-5	180	22	R	Kansas State	D6b-'23	7	0	0	9
55	Leighton Vander Esch	LB	6-4	255	27	6	Boise State	D1-'18	5	5	0	0
75	Josh Ball	T	6-8	320	25	3	Marshall	D4b-'21	0	0	0	0
81	John Stephens	TE	6-6	245	24	R	Louisiana-Lafayette	UDFA-'23	0	0	0	0
84	Sean McKeon	TE	6-5	255	26	4	Michigan	UDFA-'20	9	0	0	0
85	David Durden	WR	6-1	208	25	R	West Florida	UDFA-'23	0	0	0	0

2023 DALLAS COWBOYS POSITIONAL ROSTER

NO.	NAME	POS.	HT.	WT.	AGE	EXP.	COLLEGE	HOW ACQ.
QUARTERBACKS (3)								
4	Dak Prescott	QB	6-2	228	30	8	Mississippi State	D4b-'16
10	Cooper Rush	QB	6-3	224	30	6	Central Michigan	FA-'20
15	Trey Lance	QB	6-4	226	23	3	North Dakota State	T(SF)-'23
RUNNING BACKS (3)								
20	Tony Pollard	RB	6-0	215	26	5	Memphis	D4a-'19
23	Rico Dowdle	RB	5-11	218	25	4	South Carolina	UDFA-'20
40	Hunter Luepke	RB	6-1	245	23	R	North Dakota State	UDFA-'23
WIDE RECEIVERS (6)								
3	Brandin Cooks	WR	5-10	193	30	10	Oregon State	T(Hou)-'23
9	KaVontae Turpin	WR	5-7	155	27	2	TCU	UDFA-'22
13	Michael Gallup	WR	6-1	205	27	6	Colorado State	D3-'18
18	Jalen Tolbert	WR	6-1	200	24	2	South Alabama	D3-'22
83	Jalen Brooks	WR	6-1	203	23	R	South Carolina	D7-'23
88	CeeDee Lamb	WR	6-2	197	24	4	Oklahoma	D1-'20
TIGHT ENDS (3)								
86	Luke Schoonmaker	TE	6-5	255	25	R	Michigan	D2-'23
87	Jake Ferguson	TE	6-5	252	24	2	Wisconsin	D4-'22
89	Peyton Hendershot	TE	6-4	250	24	2	Indiana	UDFA-'22
OFFENSIVE LINE (10)								
63	Tyler Biadasz	C	6-4	316	26	4	Wisconsin	D4b-'20
66	T.J. Bass	G	6-4	315	24	R	Oregon	UDFA-'23
67	Brock Hoffman	C	6-4	315	24	1	Virginia Tech	FA-'22
70	Zack Martin	G	6-4	315	33	10	Notre Dame	D1-'14
71	Chuma Edoga	OL	6-4	315	26	5	Southern California	UFA-'23
73	Tyler Smith	G/T	6-5	320	22	2	Tulsa	D1-'22
76	Asim Richards	T	6-4	315	23	R	North Carolina	D5-'23
77	Tyron Smith	T	6-5	307	33	13	Southern California	D1-'11
78	Terence Steele	T	6-6	320	26	4	Texas Tech	UDFA-'20
79	Matt Waletzko	T	6-8	320	24	2	North Dakota	D5a-'22
DEFENSIVE LINE (10)								
54	Sam Williams	DE	6-4	262	24	2	Mississippi	D2-'22
56	Dante Fowler	DE	6-3	250	29	8	Florida	UFA-'23
58	Mazi Smith	DT	6-3	328	22	R	Michigan	D1-'23
90	DeMarcus Lawrence	DE	6-3	254	31	10	Boise State	D2-'14
92	Dorance Armstrong	DE	6-3	270	26	6	Kansas	D4a-'18
93	Viliami Fehoko	DE	6-4	283	24	R	San Jose State	D4-'23
95	Johnathan Hankins	DT	6-3	325	31	11	Ohio State	T(LV)-'22
96	Neville Gallimore	DT	6-2	315	26	4	Oklahoma	D3-'20
97	Osa Odighizuwa	DT	6-2	294	25	3	UCLA	D3a-'21
99	Chauncey Golston	DE	6-5	285	25	3	Iowa	D3b-'21
LINEBACKERS (4)								
11	Micah Parsons	LB	6-3	250	24	3	Penn State	D1-'21
14	Markquese Bell	LB	6-2	218	24	2	Florida A&M	UDFA-'22
33	Damone Clark	LB	6-2	245	23	2	Louisiana State	D5c-'22
91	Tyrus Wheat	LB	6-2	263	24	R	Mississippi State	UDFA-'23
DEFENSIVE BACKS (11)								
1	Jayron Kearse	S	6-4	227	29	8	Clemson	FA-'21
2	Jourdan Lewis	CB	5-10	190	28	7	Michigan	D3-'17
6	Donovan Wilson	S	6-0	205	28	5	Texas A&M	D6-'19
19	Noah Igbinoghene	CB	5-11	194	24	4	Auburn	T(Mia)-'23
21	Stephon Gilmore	CB	6-0	190	33	12	South Carolina	T(Ind)-'23
24	Israel Mukuamu	S	6-4	215	24	3	South Carolina	D6b-'21
25	Nahshon Wright	CB	6-4	200	25	3	Oregon State	D3c-'21
26	DaRon Bland	CB	6-2	202	24	2	Fresno State	D5b-'22
28	Malik Hooker	S	6-1	215	27	7	Ohio State	FA-'21
30	Juanyeh Thomas	S	6-1	215	23	1	Georgia Tech	UDFA-'22
37	Eric Scott	DB	6-1	205	25	R	Southern Mississippi	D6a-'23
SPECIALISTS (3)								
5	Bryan Anger	P	6-3	214	35	12	California	FA-'21
17	Brandon Aubrey	K	6-3	208	28	1	Notre Dame	FA-'23
44	Trent Sieg	LS	6-3	240	28	6	Colorado State	FA-'23

HOW THE COWBOYS WERE BUILT/CONTRACT STATUS

YEAR	DRAFT PICKS (35)	FREE AGENTS (20)	COLLEGE FREE AGENTS (17)	TRADES/WAIVERS (5)	PRACTICE SQUAD (1)
2011	T. Smith (1st)				
2014	Z. Martin (1st) D. Lawrence (2nd)				
2016	D. Prescott (4th)				
2017	J. Lewis (3rd)				
2018	L. Vander Esch (1st) * M. Gallup (3rd) D. Armstrong (4th)				C. Goodwin (PS Cin -'18) *
2019	T. Pollard (4th) D. Wilson (6th)				
2020	C. Lamb (1st) T. Diggs (2nd) * N. Gallimore (3rd) T. Biadasz (4th-b)	C. Rush (FA-'20)	R. Dowdle (UDFA-'20) S. McKeon (UDFA-'20) * T. Steele (UDFA-'20)		
2021	M. Parsons (1st) O. Odighizuwa (3rd-a) C. Golston (3rd-b) N. Wright (3rd-c) J. Ball (4th-b) * I. Mukuamu (6th-b)	B. Anger (FA-'21) M. Hooker (FA-'21) J. Kearsse (FA-'21)			
2022	T. Smith (1st) S. Williams (2nd) J. Tolbert (3rd) J. Ferguson (4th) D. Bland (5th) D. Clark (5th) M. Waletzko (5th)	D. Fowler (UFA '23) B. Hoffman (FA-'22) M. Jefferson (FA-'22) ^ S. Redwine (FA-'22) ^	M. Bell (UDFA-'22) M. Davis (UDFA-'22) ^ P. Hendershot (UDFA-'22) J. Thomas (UDFA-'22) K. Turpin (UDFA-'22)	J. Hankins (T LV -'22)	
2023	M. Smith (1st) L. Schoonmaker (2nd) D. Overshown (3rd) * V. Fehoko (4th) A. Richards (5th) E. Scott (6th) D. Vaughn (6th) * J. Brooks (7th)	B. Aubrey (FA-'23) J. Butler (FA-'23) ^ L. Collins (FA-'23) ^ C. Davis Jr. (FA-'23) ^ C. Edoga (UFA-'23) B. Johnson (FA '23) ^ R. McMath (FA-23) ^ B. Price (FA-'23) ^ D. Shepley (FA-'23) ^ T. Sieg (FA-'23) S. Thompson Jr. (FA-'23) ^ D. Wilson (FA-'23) ^	T. Bass (UDFA-'23) E. Bostick (UDFA-'23) ^ J. Cropper (UDFA-'23) ^ D. Durden (UDFA-'23) * P. Fant (UDFA-'23) ^ D. Johnson (UDFA-'23) ^ H. Luepke (UDFA-'23) J. Stephens (UDFA-'23) * T. Wheat (UDFA-'23)	B. Cooks (T Hou -'23) S. Gilmore (T Ind -'23) N. Igbinoghene (T Mia -'23) T. Lance (T SF -'23)	

Key: * Reserve/Injured, ^ Practice Squad

CONTRACT STATUS

PLAYER	SIGNED THROUGH	PLAYER	SIGNED THROUGH	PLAYER	SIGNED THROUGH
Bryan Anger	2024	Michael Gallup	2026	Dak Prescott	2024
Dorance Armstrong	2023	Stephon Gilmore	2023	Sheldrick Redwine ^	2023
Brandon Aubrey	2025	Chauncey Golston	2024	Asim Richards	2026
Josh Ball *	2024	C.J. Goodwin *	2023	Cooper Rush	2024
T.J. Bass	2025	Johnathan Hankins	2023	Luke Schoonmaker	2026
Markquese Bell	2024	Peyton Hendershot	2024	Eric Scott	2026
Tyler Biadasz	2023	Brock Hoffman	2024	Dakoda Shepley ^	2023
DaRon Bland	2025	Malik Hooker	2026	Trent Sieg	2023
Earl Bostick ^	2023	Noah Igbinoghene	2023	Mazi Smith	2026
Jalen Brooks	2026	Malik Jefferson ^	2023	Tyler Smith	2025
Josh Butler ^	2023	Buddy Johnson ^	2023	Tyron Smith	2023
Damone Clark	2025	Durrell Johnson ^	2023	Terence Steele	2028
La'el Collins ^	2024	Jayron Kearsse	2023	John Stephens *	2025
Brandin Cooks	2024	CeeDee Lamb	2023	Juanyeh Thomas	2025
Jalen Cropper ^	2023	Trey Lance	2024	SaRodrick Thompson Jr. ^	2023
Carl Davis Jr. ^	2023	DeMarcus Lawrence	2023	Jalen Tolbert	2025
Malik Davis ^	2023	Jourdan Lewis	2023	KaVontae Turpin	2024
Trevon Diggs *	2028	Hunter Luepke	2025	Leighton Vander Esch *	2024
Rico Dowdle	2023	Zack Martin	2024	Deuce Vaughn *	2026
David Durden *	2025	Sean McKeon *	2023	Matt Waletzko	2025
Chuma Edoga	2023	Racey McMath ^	2023	Tyrus Wheat	2024
Princeton Fant ^	2023	Israel Mukuamu	2024	Sam Williams	2025
Viliami Fehoko	2026	Osa Odighizuwa	2024	Damien Wilson ^	2024
Jake Ferguson	2025	DeMarvion Overshown *	2026	Donovan Wilson	2025
Dante Fowler	2023	Micah Parsons	2024	Nahshon Wright	2024
Neville Gallimore	2023	Tony Pollard	2023		

2023 DALLAS COWBOYS CONTRACT ANALYSIS

OFFENSE		2023	2024	2025	2026	2027	2028	2029
QB	Lance, Trey			OPTION	UFA			
	Prescott, Dak			UFA				
	Rush, Cooper			UFA				
RB	Dowdle, Rico		UFA					
	Luepke, Hunter				RFA	UFA		
	Pollard, Tony		UFA					
	Vaughn Deuce (IR)*					UFA		
WR	Brooks, Jalen					UFA		
	Cooks, Brandin			UFA				
	Durden, David (IR)*				RFA	UFA		
	Gallup, Michael					UFA		
	Lamb, CeeDee		OPTION	UFA				
	Tolbert, Jalen				UFA			
	Turpin, KaVontae			RFA	UFA			
TE	Ferguson, Jake				UFA			
	Hendershot, Peyton			RFA	UFA			
	McKeon, Sean (IR)*		UFA					
	Schoonmaker, Luke					UFA		
	Stephens, John (IR)*				RFA	UFA		
OL	Ball, Josh (IR)*			UFA				
	Bass, T.J.				RFA	UFA		
	Biadasz, Tyler		UFA					
	Edoga, Chuma		UFA					
	Hoffman, Brock			ERFA	RFA	UFA		
	Martin, Zack			UFA				
	Richards, Asim					UFA		
	Smith, Tyler				OPTION	UFA		
	Smith, Tyron		UFA					
	Steele, Terence							UFA
	Waletzko, Matt				UFA			

DEFENSE		2023	2024	2025	2026	2027	2028	2029
DL	Armstrong, Dorance		UFA					
	Fehoko, Viliami					UFA		
	Fowler, Dante		UFA					
	Gallimore, Neville		UFA					
	Golston, Chauncey			UFA				
	Hankins, Johnathan		UFA					
	Lawrence, DeMarcus			UFA				
	Odighizuwa, Osa			UFA				
	Smith, Mazi					OPTION	UFA	
	Williams, Sam				UFA			
LB	Bell, Markquese			RFA	UFA			
	Clark, Damone				UFA			
	Overshown, DeMarvion (IR)*					UFA		
	Parsons, Micah			OPTION	UFA			
	Vander Esch, Leighton (IR)*			UFA				
DB	Wheat, Tyrus			ERFA	RFA	UFA		
	Bland, DaRon				UFA			
	Diggs, Trevon (IR)*							UFA
	Gilmore, Stephon		UFA					
	Goodwin, C.J. (IR)*		UFA					
	Hooker, Malik					UFA		
	Igbinoghene, Noah		UFA					
	Kearse, Jayron		UFA					
	Lewis, Jourdan		UFA					
	Mukuamu, Israel			UFA				
	Scott, Eric					UFA		
	Thomas, Juanyeh			RFA	UFA			
Wilson, Donovan				UFA				
Wright, Nahshon			UFA					

SPECIAL TEAMS		2023	2024	2025	2026	2027	2028	2029
ST	Anger, Bryan			UFA				
	Aubrey, Brandon				RFA	UFA		
	Sieg, Trent		UFA					

- Player is under contract for season
- Player will be an exclusive rights free agent
- Player will be an unrestricted free agent
- Player will be a restricted free agent
- Player has a club option available

*-Reserve/Injured #Reserve/PUP or NFI &-Reserve/Suspended

WHEN BUILT AND WHEN THEY GOT TO THE COWBOYS

1st Round (14)

[9] Tyron Smith (2011)
 [10] Stephon Gilmore (2012-BUF)
 [16] Zack Martin (2014)
 [20] Brandin Cooks (2014-NO)
 [3] Dante Fowler (2015-JAX)
 [15] Malik Hooker (2017-IND)
 [19] Leighton Vander Esch (2018)*
 [21] Billy Price (2018-CIN)^
 [17] CeeDee Lamb (2020)
 [30] Noah Igbinoghene (2020-MIA)
 [3] Trey Lance (2021-SF)
 [12] Micah Parsons (2021)
 [24] Tyler Smith (2022)
 [26] Mazi Smith (2023)

2nd Round (5)

[49] Johnathan Hankins (2013-NYG)
 [34] DeMarcus Lawrence (2014)
 [51] Trevon Diggs (2020)*
 [56] Sam Williams (2022)
 [58] Luke Schoonmaker (2023)

3rd Round (12)

[70] Bryan Anger (2012-JAX)
 [90] Carl Davis Jr. (2015-BAL)^
 [92] Jourdan Lewis (2017)
 [78] Malik Jefferson (2018-CIN)^
 [81] Michael Gallup (2018)
 [92] Chuma Edoga (2019-NYJ)
 [82] Neville Gallimore (2020)
 [75] Osa Odighizuwa (2021)
 [84] Chauncey Golston (2021)
 [99] Nahshon Wright (2021)
 [88] Jalen Tolbert (2022)
 [90] DeMarvion Overshown (2023)*

4th Round (10)

[127] Damien Wilson (2015)^
 [135] Dak Prescott (2016)
 [116] Dorance Armstrong (2018)
 [119] Sheldrick Redwine (2019-CLE)^
 [128] Tony Pollard (2019)
 [146] Tyler Biadasz (2020)
 [138] Josh Ball (2021)*
 [140] Buddy Johnson (2021-PIT)^
 [129] Jake Ferguson (2022)
 [129] Viliami Fehoko (2023)

5th Round (4)

[155] Matt Waletzko (2022)
 [167] DaRon Bland (2022)
 [176] Damone Clark (2022)
 [169] Asim Richards (2023)

6th Round (5)

[213] Donovan Wilson (2019)
 [205] Racey McMath (2021-TEN)^
 [227] Israel Mukuamu (2021)
 [178] Eric Scott (2023)
 [212] Deuce Vaughn (2023)*

7th Round (2)

[244] Jayron Kearse (2016-MIN)
 [244] Jalen Brooks (2023)

Undrafted (24)

C.J. Goodwin (2014-PIT)*
 La'el Collins (2015)^
 Cooper Rush (2017)
 Trent Sieg (2018)
 Rico Dowdle (2020)
 Sean McKeon (2020)*
 Terence Steele (2020)
 Markquese Bell (2022)
 Malik Davis (2022)^
 Peyton Hendershot (2022)
 Brock Hoffman (2022)
 Juanyeh Thomas (2022)
 KaVontae Turpin (2022)
 Brandon Aubrey (2023)
 T.J. Bass (2023)
 Earl Bostick (2023)^
 Josh Butler (2023)^
 Jalen Cropper (2023)^
 David Durden (2023)*
 Princeton Fant (2023)^
 Durrell Johnson (2023)^
 Hunter Luepke (2023)
 John Stephens (2023)*
 Tyrus Wheat (2023)

Key: * Reserve/Injured, ^ Practice Squad

WHEN THEY GOT TO THE COWBOYS

2011 (1)

Tyron Smith, Round 1

2014 (2)

Zack Martin, Round 1
 DeMarcus Lawrence, Round 2

2016 (1)

Dak Prescott, Round 4

2017 (1)

Jourdan Lewis, Round 3

2018 (4)

Leighton Vander Esch, Round 1*
 Michael Gallup, Round 3
 Dorance Armstrong, Round 4
 C.J. Goodwin, Practice Squad (CIN)*

2019 (2)

Tony Pollard, Round 4
 Donovan Wilson, Round 6

2020 (8)

CeeDee Lamb, Round 1
 Trevon Diggs, Round 2*
 Neville Gallimore, Round 3
 Tyler Biadasz, Round 4
 Rico Dowdle, UDFA
 Sean McKeon, UDFA*
 Cooper Rush, FA
 Terence Steele, UDFA

2021 (9)

Micah Parsons, Round 1
 Chauncey Golston, Round 3
 Osa Odighizuwa, Round 3
 Nahshon Wright, Round 3
 Josh Ball, Round 4*
 Israel Mukuamu, Round 6
 Bryan Anger, FA
 Malik Hooker, FA
 Jayron Kearse, FA

2022 (17)

Tyler Smith, Round 1
 Sam Williams, Round 2
 Jalen Tolbert, Round 3
 Jake Ferguson, Round 4
 DaRon Bland, Round 5
 Damone Clark, Round 5
 Matt Waletzko, Round 5
 Markquese Bell, UDFA
 Malik Davis, UDFA^
 Dante Fowler, UFA
 Johnathan Hankins, Trades (LV)
 Peyton Hendershot, UDFA
 Brock Hoffman, FA
 Malik Jefferson, FA^
 Sheldrick Redwine, FA^
 Juanyeh Thomas, UDFA
 KaVontae Turpin, UDFA

2023 (31)

Mazi Smith, Round 1
 Luke Schoonmaker, Round 2
 DeMarvion Overshown, Round 3*
 Viliami Fehoko, Round 4
 Asim Richards, Round 5
 Eric Scott, Round 6
 Deuce Vaughn, Round 6*
 Jalen Brooks, Round 7
 Brandon Aubrey, FA
 T.J. Bass, UDFA
 Earl Bostick, UDFA^
 Josh Butler, FA^
 La'el Collins, FA^
 Brandin Cooks, Trades (HOU)
 Jalen Cropper, UDFA^
 Carl Davis Jr., FA^
 David Durden, UDFA*
 Chuma Edoga, UFA (ATL)
 Princeton Fant, UDFA^
 Stephon Gilmore, Trades (IND)
 Noah Igbinoghene, Trades (MIA)
 Buddy Johnson, FA^
 Durrell Johnson, UDFA^
 Trey Lance, Trades (SF)
 Hunter Luepke, UDFA
 Racey McMath, FA^
 Billy Price, FA^
 Trent Sieg, FA
 John Stephens, UDFA*
 Tyrus Wheat, UDFA
 Damien Wilson, FA^

2023 TRANSACTIONS BY DATE

- Jan. 23..... Signed **Dontario Drummond, Brock Hoffman, Alec Lindstrom, Sheldrick Redwine** and **Juanyeh Thomas** to the Reserve/Futures list.
- Jan. 24..... Signed **Tyler Coyle** to the Reserve/Futures list.
- Jan. 25..... Signed **Antonio Callaway, Dennis Houston** and **Alex Taylor** to the Reserve/Futures list.
- Jan. 26..... Signed **Isaac Alarcon** and **Seth Green** to the Reserve/Futures list.
- Feb. 8..... Signed **Malik Jefferson** to the Reserve/Futures list.
- Feb. 22..... Signed **Tristan Vizcaino**.
- Feb. 24..... Named **Jeff Blasko** as Run Game Coordinator/RB coach, **Ramon Chinyoung** as Quality Control/Asst. OL coach, **Ryan Federer** as Game Management/Off. Assistant, **Sharrif Floyd** as Quality Control/Asst. DL coach, **Will Harriger** as Quality Control/Off. Assistant, **Chase Haslett** as Asst. Tight Ends coach, **Cannon Matthews** as Asst. Defensive Backs coach, **Pete Ohnegian** as Quality Control/Def. Assistant coach, **Brian Schottenheimer** as Offensive Coordinator, **Mike Solari** as Offensive Line coach, **Darian Thompson** as Quality Control/Asst. LB coach and **Scott Tolzien** as Quarterbacks coach.
- March 6.... Placed the franchise tag on **Tony Pollard**.
- March 14.. Re-signed **Leighton Vander Esch** and **Donovan Wilson** and acquired **Stephon Gilmore** in a trade with Indianapolis.
- March 15.. Released **Ezekiel Elliott**.
- March 17.. Re-signed **C.J. Goodwin** and **Cooper Rush**.
- March 18.. Acquired **Brandin Cooks** in a trade with Houston.
- March 21.. Signed **Rico Dowdle, Chuma Edoga** and **Ronald Jones**.
- March 22.. Signed **Dante Fowler, Takk McKinley** and **Trent Sieg**.
- March 23.. Signed **Tony Pollard** to the franchise tag.
- April 4..... Signed **Johnathan Hankins**.
- April 27..... Drafted **Mazi Smith**.
- April 28..... Drafted **Luke Schoonmaker** and **DeMarvion Overshown**.
- April 29..... Drafted **Viliani Fehoko, Asim Richards, Eric Scott, Deuce Vaughn** and **Jalen Brooks**.
- May 12..... Signed **Jose Barbon, T.J. Bass, Earl Bostick, Jalen Brooks, Myles Brooks, Jalen Cropper, David Durden, Princeton Fant, Viliani Fehoko, Durrell Johnson, Isaiah Land, Hunter Luepke, D'Angelo Mandell, DeMarvion Overshown, Asim Richards, Luke Schoonmaker, Eric Scott, Mazi Smith, John Stephens, Deuce Vaughn** and **Tyrus Wheat**.
- June 5..... Waived **Antonio Callway** and signed **Tyron Johnson**.
- June 7..... Signed **Ben Banogu**.
- June 9..... Waived **Takk McKinley**.
- July 6..... Signed **Brandon Aubrey**.
- July 25..... Placed **Jourdan Lewis** on Active/PUP and **Luke Schoonmaker** on Active/NFI, signed **Josh Butler**. Signed **Trevon Diggs** to a five-year extension.
- August 5 ... Signed **Malik Hooker** to a three-year extension.
- August 7 ... Released **Tristan Vizcaino** and activated **Luke Schoonmaker** from Active/NFI.
- August 26. Acquired **Trey Lance** in a trade with San Francisco.
- August 29 . Released **Isaac Alarcon, Ben Banogu, Jose Barbon, Tyron Billy-Johnson, Quinton Bohanna, Earl Bostick, Myles Brooks, Josh Butler, Jabril Cox, Tyler Coyle, Jalen Cropper, Malik Davis, Dontario Drummond, Chuma Edoga, Princeton Fant, Matt Farniok, Simi Fehoko, C.J. Goodwin, Seth Green, Will Grier, Brock Hoffman, Dennis Houston, Malik Jefferson, Durrell Johnson, Isaiah Land, Alec Lindstrom, D'Angelo Mandell, Sean McKeon, Sheldrick Redwine, Trent Sieg, Alex Taylor-Prioleau** and **Tyrus Wheat**. Placed **Josh Ball, David Durden, DeMarvion Overshown** and **John Stephens** on Reserve/Injured. Traded **Kelvin Joseph** to Miami and acquired **Noah Igbinoghene**.
- August 30 . Signed **Tyron Billy-Johnson, Earl Bostick, Josh Butler, Jalen Cropper, Malik Davis, Princeton Fant, C.J. Goodwin, Brock Hoffman, Malik Jefferson, Durrell Johnson, Sean McKeon, Sheldrick Redwine, Alex Taylor-Prioleau** and **Tyrus Wheat** to the practice squad. Placed **Matt Waletzko** and **Nahshon Wright** on Reserve/Injured and signed **Chuma Edoga** and **Trent Sieg** to the active roster.
- August 31 . Signed **Sean Harlow** and **Willington Previlon** to the practice squad.
- Sept. 4..... Signed **Terence Steele** to a five-year extension.
- Sept. 18 Released **Ronald Jones**.
- Sept. 23 Placed **Trevon Diggs** on Reserve/Injured and signed **C.J. Goodwin** to the active roster.
- Sept. 27 Signed **Billy Price** to the practice squad.
- Sept. 28 Released **Devin Harper**.
- Sept. 30 Signed **Brock Hoffman** to the active roster.
- Oct. 3..... Signed **Mikel Jones** to the practice squad.
- Oct. 12..... Placed **Peyton Hendershot** on Reserve/Injured, signed **Sean Mckeon** to the active roster and signed **Rashaan Evans** to the practice squad. Designated **Nahshon Wright** for return to practice.
- Oct. 16..... Placed **C.J. Goodwin** and **Leighton Vander Esch** on Reserve/Injured, activated **Nahshon Wright** from Reserve/Injured and signed **Tyrus Wheat** to the active roster from the practice squad.
- Oct. 22..... Released **Mikel Jones** and **Alex Taylor-Prioleau**.
- Oct. 23..... Signed **Chris Glaser, Buddy Johnson, Adam Pankey** and **Eric Saubert** to the practice squad.
- Oct. 31..... Signed **Dakoda Shepley** to the practice squad.
- Nov. 8..... Signed **Martavis Bryant** to the practice squad.
- Nov. 15..... Placed **Billy Price** on Practice Squad Reserve/Injured.
- Nov. 16..... Signed **Carl Davis** to the practice squad.
- Nov. 18..... Signed **Rashaan Evans** from the practice squad to the active roster and placed **Viliani Fehoko** on Reserve/Injured.
- Dec. 6..... Activated **Peyton Hendershot** from Reserve/Injured and placed **Sean McKeon** on Reserve/Injured.
- Dec. 27..... Released **Rashaan Evans** and activated **Matt Waletzko** from Reserve/Injured.
- Jan. 3..... Placed **Deuce Vaughn** on Reserve/Injured and activated **Viliani Fehoko** from Reserve/Injured.
- Jan. 4..... Signed **La'el Collins, Racey McMath, SaRodorick Thompson** and **Damien Wilson** to the practice squad and released **Martavis Bryant, Tyron Billy-Johnson, Adam Pankey** and **Willington Previlon** from the practice squad.

2023 TRANSACTIONS BY PLAYER

ALARCON, Isaac - T
 1/26..... Signed as a Reserve/Future
 8/29..... Released
AUBREY, Brandon - K
 7/6..... Signed
BALL, Josh - G/T
 8/29..... Placed on Reserve/Injured
BANOJU, Ben - DE
 6/7..... Signed
 8/29..... Released
BARBON, Jose - WR
 5/12..... Signed
 8/29..... Released
BASS, T.J. - G
 5/12..... Signed
BILLY-JOHNSON, Tyron - WR
 6/5..... Signed
 8/29..... Released
 8/30..... Signed to practice squad
 1/4/23..... Released
BLASKO, Jeff
 2/24..... Named Run Game Coordinator/RB Coach
BOSTICK, Earl - T
 5/12..... Signed
 8/29..... Released
 8/30..... Signed to practice squad
BROOKS, Jalen - WR
 4/29..... Drafted in the seventh round
BROOKS, Myles - CB
 5/12..... Signed
 8/29..... Released
BRYANT, Martavis - WR
 11/8..... Signed to practice squad
 1/4/23..... Released
BUTLER, Josh - CB
 7/25..... Signed
 8/29..... Released
 8/30..... Signed to practice squad
CALLWAY, Antonio - WR
 1/25..... Signed as a Reserve/Future
 6/5..... Released
CHINYOUNG, Ramon
 2/24..... Named Quality Control/Asst. OL Coach
COLLINS, La'eI - T
 1/4/23..... Signed to practice squad
COOKS, Brandin - WR
 3/18..... Acquired in trade with Houston
COX, Jabril - LB
 8/29..... Released
COYLE, Tyler - S
 1/24..... Signed as a Reserve/Future
 8/29..... Released
CROPPER, Jalen - WR
 5/12..... Signed
 8/29..... Released
 8/30..... Signed to practice squad
DAVIS, Carl - DT
 11/16..... Signed to practice squad
DAVIS, Malik - RB
 8/29..... Released
 8/30..... Signed to practice squad
DIGGS, Trevon - CB
 7/25..... Signed a contract extension though 2027
 9/23..... Placed on Reserve/Injured
DOWDLE, Rico - RB
 3/21..... Signed
DRUMMOND, Dontario - WR
 1/23..... Signed as a Reserve/Future
 8/29..... Released
DURDEN, David - WR
 5/12..... Signed
 8/29..... Placed on Reserve/Injured

DOGA, Chuma - T
 3/21..... Signed
 8/29..... Released
 8/30..... Signed
ELLIOTT, Ezekiel - RB
 3/15..... Released
EVANS, Rashaan - LB
 10/12..... Signed to practice squad
 11/18..... Signed to active roster
 12/27..... Released
FANT, Princeton - TE
 5/12..... Signed
 8/29..... Released
 8/30..... Signed to practice squad
FARNIOK, Matt - G
 8/29..... Released
FEDER, Ryan
 2/24..... Named Game Management/Off. Assistant
FEHOKO, Simi - WR
 8/29..... Released
FEHOKO, Viliami - DE
 4/29..... Drafted in the fourth round
 11/18..... Placed on Reserve/Injured
 1/3/23..... Activated from Reserve/Injured
FLOYD, Sharif
 2/24..... Named Quality Control/Asst. DL Coach
FWLLER, Dante - DE
 3/22..... Signed
GILMORE, Stephen - CB
 3/14..... Acquired in trade with Indianapolis
GLASER, Chris - G
 10/23..... Signed to practice squad
GOODWIN, C.J. - CB
 3/17..... Signed
 8/29..... Released
 8/30..... Signed to practice squad
 9/23..... Signed
 10/16..... Placed on Reserve/Injured
GREEN, Seth - TE
 1/26..... Signed as a Reserve/Future
 8/29..... Released
GRIER, Will - QB
 8/29..... Released
HANKINS, Johnathan - DT
 4/4..... Signed
HARLOW, Sean - G
 8/31..... Signed to practice squad
HARPER, Devin - LB
 9/28..... Released
HARRIGER, Will
 2/24..... Named Quality Control/Off. Assistant
HASLETT, Chase
 2/24..... Named Assistant Tight Ends Coach
HENDERSHOT, Peyton - TE
 10/12..... Placed on Reserve/Injured
 12/6..... Activated from Reserve/Injured
HOFFMAN, Brock - C
 1/23..... Signed as a Reserve/Future
 8/29..... Released
 8/30..... Signed to practice squad
 9/30..... Signed to active roster
HOOKER, Malik - S
 8/5..... Signed a contract extension through 2025
HOUSTON, Dennis - WR
 1/25..... Signed as a Reserve/Future
 8/29..... Released
IGBINOGENE, Noah - CB
 8/29..... Acquired via trade
JEFFERSON, Malik - LB
 2/8..... Signed as a Reserve/Future
 8/29..... Released
 8/30..... Signed to practice squad

JOHNSON, Durrell - DE
 5/12..... Signed
 8/29..... Released
 8/30..... Signed to practice squad
JONES, Buddy - LB
 10/23..... Signed to practice squad
JONES, Mikel - LB
 10/3..... Signed to practice squad
 10/22..... Released
JONES, Ronald - RB
 3/21..... Signed
 8/29..... Placed on Reserve/Suspended
 9/18..... Released
LANCE, Trey - QB
 8/26..... Acquired via trade
LAND, Isaiah - LB
 5/12..... Signed
 8/29..... Released
LEWIS, Jourdan - CB
 7/25..... Placed on Active/PUP
LINDSTROM, Alec - C
 1/23..... Signed as a Reserve/Future
 8/29..... Released
LUEPKE, Hunter - FB
 5/12..... Signed
MANDELL, D'Angelo - CB
 5/12..... Signed
 8/29..... Released
MATTHEWS, Cannon
 2/24..... Named Asst. Defensive Backs Coach
McKEON, Sean - TE
 8/29..... Released
 8/30..... Signed to practice squad
 10/12..... Signed to active roster
 12/6..... Placed on Reserve/Injured
McKINLEY, Takk - DE
 3/22..... Signed
 6/9..... Released
McMATH, Racey - WR
 1/4/23..... Signed to practice squad
OHNEGIAN, Pete
 2/24..... Named Quality Control/Def. Assistant
OVERSHOWN, DeMarvion - LB
 4/28..... Drafted in the third round
 8/29..... Placed on Reserve/Injured
PANKEY, Adam - G
 10/23..... Signed to practice squad
 1/4/23..... Released
POLLARD, Tony - RB
 3/6..... Designated franchise tag player
 3/23..... Signed franchise tag
PREVILON, Willington - DT
 8/31..... Signed to practice squad
 1/4/23..... Released
PRICE, Billy - C
 9/27..... Signed to practice squad
 11/15..... Placed on Practice Squad Reserve/Injured
REDWINE, Sheldrick - DB
 1/23..... Signed as a Reserve/Future
 8/29..... Released
 8/30..... Signed to practice squad
RICHARDS, Asim - T
 4/29..... Drafted in the fifth round
RUSH, Cooper - QB
 3/17..... Signed
SAUBERT, Eric - TE
 10/23..... Signed to practice squad
SCHOONMAKER, Luke - TE
 4/28..... Drafted in the second round
 7/25..... Placed on Active/NFI
 8/7..... Passed physical

2022 TRANSACTIONS BY PLAYER, cont.

SCHOTTENHEIMER, Brian

2/24.....Named Offensive Coordinator

SCOTT, Eric - CB

4/29.....Drafted in the sixth round

SIEG, Trent - LS

3/22.....Signed

8/29.....Released

8/30.....Signed

SHEPLEY, Dakota - G

10/31.....Signed to practice squad

SMITH, Mazi - DT

4/27.....Drafted in the first round

SOLARI, Mike

2/24.....Named Offensive Line Coach

STEELE, Terence - T

9/4.....Signed a five-year extension

STEPHENS, John - TE

5/12.....Signed

8/29.....Placed on Reserve/Injured

TAYLOR-PRIOLEAU, Alex - T

1/25.....Signed as a Reserve/Future

8/29.....Released

8/30.....Signed to practice squad

10/22.....Released

THOMAS, Juanyeh - S

1/23.....Signed as a Reserve/Future

THOMPSON, Darian

2/24.....Named Quality Control/Asst. LB Coach

THOMPSON, SaRodrick - RB

1/4/23.....Signed to practice squad

TOLZIEN, Scott

2/24.....Named Quarterbacks Coach

VANDER ESCH, Leighton - LB

3/14.....Signed

10/16.....Placed on Reserve/Injured

VAUGHN, Deuce - RB

4/29.....Drafted in the sixth round

1/3/23.....Placed on Reserve/Injured

VIZCAINO, Tristan - K

2/22.....Signed

8/7.....Released

WALETZKO, Matt - T

8/30.....Placed on Reserve/Injured

12/27.....Activated from Reserve/Injured

WHEAT, Tyrus - LB

5/12.....Signed

8/29.....Released

8/30.....Signed to practice squad

10/16.....Signed to active roster

WILSON, Damien - LB

1/4/23.....Signed to practice squad

WILSON, Donovan - S

3/14.....Signed

WRIGHT, Nahshon - CB

8/30.....Placed on Reserve/Injured

10/12.....Designated for Return

10/16.....Activated from Reserve/Injured



TEAM AND INDIVIDUAL STATS

2023 DALLAS COWBOYS STATISTICS

WON 12, LOST 5

Date	Result	Opponent	Score
9/10	W	at N.Y. Giants	80,809
9/17	W	N.Y. Jets	93,689
9/24	L	at Arizona	62,915
10/1	W	New England	93,719
10/8	L	at San Francisco	71,617
10/16	W	at L.A. Chargers	70,240
10/29	W	L.A. Rams	93,448
11/5	L	at Philadelphia	69,879
11/12	W	N.Y. Giants	93,338
11/19	W	at Carolina	73,543
11/23	W	Washington	93,711
11/30	W	Seattle	93,367
12/10	W	Philadelphia	93,752
12/17	L	at Buffalo	70,933
12/24	L	at Miami	66,410
12/30	W	Detroit	93,731
1/7	W	at Washington	63,645

2023 TEAM STATISTICS

	DAL	OPP.
FIRST DOWNS	385	311
Rushing	113	108
Passing	229	166
Penalty	43	37
Third Down-Made/Att	111/230	79/211
Third Down Efficiency	48.3%	37.4%
Fourth Down-Made/Att	13/23	19/37
Fourth Down Efficiency	56.5%	51.4%
TOTAL NET YARDS	6,317	5,095
Avg. Per Game	371.6	299.7
Total Plays	1,122	1,014
Avg. Per Play	5.6	5.0
NET YARDS RUSHING	1,920	1,910
Avg. Per Game	112.9	112.4
Total Rushes	468	459
Avg. Per Rush	4.1	4.2
NET YARDS PASSING	4,397	3,185
Avg. Per Game	258.6	187.4
Sacked/Yards Lost	40/263	46/296
Gross Yards	4,660	3,481
Attempts/Completions	614/428	509/308
Pct. of Completion	69.7%	60.5%
Had Intercepted	10	17
PUNTS/AVERAGE	44/51.4	58/47.5
Net Punting Average	44.9	42.9
PUNT RETURN/AVG.	18/5.4	24/10.3
KICKOFF RETURN/AVG.	18/21.8	8/24.8
INTERCEPTION RETURN/AVG.	17/14.6	10/13.8
PENALTIES/YARDS	115/964	104/934
FUMBLES/BALL LOST	13/6	19/9
TOUCHDOWNS	57	36
Rushing	14	14
Passing	36	21
Returns	7	1
EXTRA POINTS/ATTEMPTS	49/52	31/31
TWO POINT CONVERSION/ATT.	4/5	1/5
FIELD GOALS/ATTEMPTS	36/38	22/26
AVG. TIME OF POSSESSION	31:48	28:12

SCORE BY PERIODS

	Q1	Q2	Q3	Q4	OT	PTS
TEAM	129	167	69	144	0	509
OPPONENTS	56	116	76	67	0	315

SCORING

	TD	RU	PA	RT	PAT	FG	2PT	S	PTS
B. Aubrey	0	0	0	0	49/52	36/38	0	0	157
C. Lamb	14	2	12	0	0/0	0/0	1	0	86
B. Cooks	8	0	8	0	0/0	0/0	1	0	50
T. Pollard	6	6	0	0	0/0	0/0	1	0	38
D. Bland	5	0	0	5	0/0	0/0	0	0	30
J. Ferguson	5	0	5	0	0/0	0/0	0	0	30
R. Dowdle	4	2	2	0	0/0	0/0	0	0	24
K. Turpin	4	1	3	0	0/0	0/0	0	0	24
M. Gallup	2	0	2	0	0/0	0/0	0	0	12
D. Prescott	2	2	0	0	0/0	0/0	0	0	12
L. Schoonmaker	2	0	2	0	0/0	0/0	0	0	12
J. Tolbert	2	0	2	0	0/0	0/0	0	0	12
N. Igbinoghene	1	0	0	1	0/0	0/0	0	0	6
H. Luepke	1	1	0	0	0/0	0/0	0	0	6
L. Vander Esch	1	0	0	1	0/0	0/0	0	0	6
C. Golston	0	0	0	0	0/0	0/0	1	0	2
S. Williams	0	0	0	0	0/0	0/0	0	1	2
TEAM	57	14	36	7	49/52	36/38	4	1	509
OPPONENTS	36	14	21	1	31/31	22/26	1	0	315

2-Pt Conv: C. Golston 1, C. Lamb 1, B. Cooks 1, T. Pollard 1, D. Prescott 0, **TM** 4-5, **OPP** 1-5

SACKS: M. Parsons 14.0, D. Armstrong 7.5, S. Williams 4.5, D. Lawrence 4.0, D. Fowler 4.0, J. Hankins 3.0, O. Odighizuwa 3.0, J. Kears 1.5, C. Golston 1.5, N. Gallimore 1.0, M. Smith 1.0, **TM** 45.0, **OPP** 40.0

FUM/LOST: D. Prescott 4/2, C. Lamb 3/2, T. Pollard 3/1, J. Tolbert 1/1, K. Turpin 1/0, B. Cooks 1/0, **TM** 13/6, **OPP** 19/9

RUSHING	NO.	YDS	AVG	LONG	TD
T. Pollard	252	1,005	4.0	31	6
R. Dowdle	89	361	4.1	21	2
D. Prescott	55	242	4.4	22	2
C. Lamb	14	113	8.1	24	2
K. Turpin	11	110	10.0	46	1
D. Vaughn	23	40	1.7	13	0
B. Cooks	5	35	7.0	14	0
H. Luepke	6	19	3.2	9	1
P. Hendershot	1	0	0.0	0	0
C. Rush	12	-5	-0.4	6	0
TEAM	468	1,920	4.1	46	14
OPPONENTS	459	1,910	4.2	45t	14

RECEIVING	NO.	YDS	AVG	LONG	TD
C. Lamb	135	1,749	13.0	92t	12
J. Ferguson	71	761	10.7	40	5
B. Cooks	54	657	12.2	37	8
T. Pollard	55	311	5.7	60	0
M. Gallup	34	418	12.3	41t	2
J. Tolbert	22	268	12.2	45	2
R. Dowdle	17	144	8.5	32	2
K. Turpin	12	127	10.6	34t	3
L. Schoonmaker	8	65	8.1	18t	2
D. Vaughn	7	40	5.7	11	0
P. Hendershot	4	38	9.5	24	0
J. Brooks	6	64	10.7	24	0
H. Luepke	3	18	6.0	12	0
S. McKeon	0	0	0.0	0	0
TEAM	428	4,660	10.9	92t	36
OPPONENTS	308	3,481	11.3	73t	21

INTERCEPTIONS	NO.	YDS	AVG	LONG	TD
D. Bland	9	209	23.2	63t	5
S. Gilmore	2	0	0.0	0	0
D. Wilson	2	0	0.0	0	0
J. Kears	1	32	32.0	32	0
T. Diggs	1	8	8.0	8	0
J. Lewis	1	0	0.0	0	0
M. Hooker	1	0	0.0	0	0
TEAM	17	249	14.6	63t	5
OPPONENTS	10	138	13.8	26	0

PUNTING	NO.	YDS	AVG	NET	TB	IN	LG	B
B. Anger	44	2,262	51.4	44.9	2	17	63	0
TEAM	44	2,262	51.4	44.9	2	17	63	0
OPPONENTS	58	2,753	47.5	42.9	4	17	70	2

PUNT RETURNS	RET	FC	YDS	AVG	LONG	TD
K. Turpin	13	22	79	6.1	15	0
D. Vaughn	4	1	19	4.8	11	0
J. Tolbert	1	0	0	0.0	0	0
TEAM	18	23	98	5.4	15	0
OPPONENTS	24	13	247	10.3	26	0

KICKOFF RETURNS	NO.	YDS	AVG	LONG	TD
K. Turpin	10	292	29.2	63	0
R. Dowdle	6	86	14.3	31	0
H. Luepke	2	15	7.5	15	0
TEAM	18	393	21.8	63	0
OPPONENTS	8	198	24.8	36	0

FIELD GOALS	1-19	20-29	30-39	40-49	50+
B. Aubrey	0/0	9/9	13/15	4/4	10/10
TEAM	0/0	9/9	13/15	4/4	10/10
OPPONENTS	0/0	4/4	6/7	7/9	5/6

B. Aubrey: (21, 38) (35, 21, 55, 26, 30) (49, 27, 26) (23, 23, 33) (50) (32, 39) (58, 27) (51) () (30, 27) (52) (30, 31, 38, 32) (60, 59, 45, 50) (32) (43, 33) (51, 43) (32B, 36LU, 50)

OPP: (45B, 36WL) (34) (39, 43, 62) (29, 52WR) () (24) (33, 47) () (40) (42) (43) (42WR) (52, 44) (23) (57, 52, 54, 35, 29) (41, 30) (36)

PASSING	ATT	CMP	YDS	CMP%	YDS/ATT	TD	TD%	INT	INT%	LONG	SACK/LOST	RATING
D. Prescott	590	410	4,516	69.5	7.7	36	6.1	9	1.5	92t	39/255	105.9
C. Rush	24	18	144	75.0	6.0	0	0.0	1	4.2	29	1/8	72.2
B. Anger	1	1	0	100.0	0.0	0	0.0	0	0.0	00	0/0	79.2
TEAM	615	429	4,660	69.8	7.6	36	5.9	10	1.6	92t	40.0/263	104.5
OPPONENTS	509	308	3,481	60.5	6.8	21	4.1	17	3.3	73t	46.0/296	80.8

2023 DALLAS COWBOYS STATISTICS

WON 12, LOST 5

Date	Result	Score	Opponent	Points
9/10	W	40-0	at N.Y. Giants	80,809
9/17	W	30-10	N.Y. Jets	93,689
9/24	L	16-28	at Arizona	62,915
10/1	W	38-3	New England	93,719
10/8	L	10-42	at San Francisco	71,617
10/16	W	20-17	at L.A. Chargers	70,240
10/29	W	43-20	L.A. Rams	93,448
11/5	L	23-28	at Philadelphia	69,879
11/12	W	49-17	N.Y. Giants	93,338
11/19	W	33-10	at Carolina	73,543
11/23	W	45-10	Washington	93,711
11/30	W	41-35	Seattle	93,367
12/10	W	33-13	Philadelphia	93,752
12/17	L	10-31	at Buffalo	70,933
12/24	L	20-22	at Miami	66,410
12/30	W	20-19	Detroit	93,731
1/7	W	38-10	at Washington	63,645

2023 TEAM STATISTICS

	DAL	OPP.
FIRST DOWNS	385	311
Rushing	113	108
Passing	229	166
Penalty	43	37
Third Down-Made/Att	111/230	79/211
Third Down Efficiency	48.3%	37.4%
Fourth Down-Made/Att	13/23	19/37
Fourth Down Efficiency	56.5%	51.4%
TOTAL NET YARDS	6,317	5,095
Avg. Per Game	371.6	299.7
Total Plays	1,122	1,014
Avg. Per Play	5.6	5.0
NET YARDS RUSHING	1,920	1,910
Avg. Per Game	112.9	112.4
Total Rushes	468	459
Avg. Per Rush	4.1	4.2
NET YARDS PASSING	4,397	3,185
Avg. Per Game	258.6	187.4
Sacked/Yards Lost	40/263	46/296
Gross Yards	4,660	3,481
Attempts/Completions	614/428	509/308
Pct. of Completion	69.7%	60.5%
Had Intercepted	10	17
PUNTS/AVERAGE	44/51.4	58/47.5
Net Punting Average	44.9	42.9
PUNT RETURN/AVG.	18/5.4	24/10.3
KICKOFF RETURN/AVG.	18/21.8	8/24.8
INTERCEPTION RETURN/AVG.	17/14.6	10/13.8
PENALTIES/YARDS	115/964	104/934
FUMBLES/BALL LOST	13/6	19/9
TOUCHDOWNS	57	36
Rushing	14	14
Passing	36	21
Returns	7	1
EXTRA POINTS/ATTEMPTS	49/52	31/31
TWO POINT CONVERSION/ATT.	4/5	1/5
FIELD GOALS/ATTEMPTS	36/38	22/26
AVG. TIME OF POSSESSION	31:48	28:12

SCORE BY PERIODS

	Q1	Q2	Q3	Q4	OT	PTS
TEAM	129	167	69	144	0	509
OPPONENTS	56	116	76	67	0	315

SCORING

	TD	RU	PA	RT	PAT	FG	2PT	S	PTS
B. Aubrey	0	0	0	0	49/52	36/38	0	0	157
C. Lamb	14	2	12	0	0/0	0/0	1	0	86
B. Cooks	8	0	8	0	0/0	0/0	1	0	50
T. Pollard	6	6	0	0	0/0	0/0	1	0	38
D. Bland	5	0	0	5	0/0	0/0	0	0	30
J. Ferguson	5	0	5	0	0/0	0/0	0	0	30
R. Dowdle	4	2	2	0	0/0	0/0	0	0	24
K. Turpin	4	1	3	0	0/0	0/0	0	0	24
M. Gallup	2	0	2	0	0/0	0/0	0	0	12
D. Prescott	2	2	0	0	0/0	0/0	0	0	12
L. Schoonmaker	2	0	2	0	0/0	0/0	0	0	12
J. Tolbert	2	0	2	0	0/0	0/0	0	0	12
N. Igbinoghene	1	0	0	1	0/0	0/0	0	0	6
H. Luepke	1	1	0	0	0/0	0/0	0	0	6
L. Vander Esch	1	0	0	1	0/0	0/0	0	0	6
C. Golston	0	0	0	0	0/0	0/0	1	0	2
S. Williams	0	0	0	0	0/0	0/0	0	1	2
TEAM	57	14	36	7	49/52	36/38	4	1	509
OPPONENTS	36	14	21	1	31/31	22/26	1	0	315

2-Pt Conv: C. Golston 1, C. Lamb 1, B. Cooks 1, T. Pollard 1, D. Prescott 0, **TM** 4-5, **OPP** 1-5

SACKS: M. Parsons 14.0, D. Armstrong 7.5, S. Williams 4.5, D. Lawrence 4.0, D. Fowler 4.0, J. Hankins 3.0, O. Odighizuwa 3.0, J. Kearse 1.5, C. Golston 1.5, N. Gallimore 1.0, M. Smith 1.0, **TM** 45.0, **OPP** 40.0

FUM/LOST: D. Prescott 4/2, C. Lamb 3/2, T. Pollard 3/1, J. Tolbert 1/1, K. Turpin 1/0, B. Cooks 1/0, **TM** 13/6, **OPP** 19/9

RUSHING	NO.	YDS	AVG	LONG	TD
T. Pollard	252	1,005	4.0	31	6
R. Dowdle	89	361	4.1	21	2
D. Prescott	55	242	4.4	22	2
C. Lamb	14	113	8.1	24	2
K. Turpin	11	110	10.0	46	1
D. Vaughn	23	40	1.7	13	0
B. Cooks	5	35	7.0	14	0
H. Luepke	6	19	3.2	9	1
P. Hendershot	1	0	0.0	0	0
C. Rush	12	-5	-0.4	6	0
TEAM	468	1,920	4.1	46	14
OPPONENTS	459	1,910	4.2	45t	14

RECEIVING	NO.	YDS	AVG	LONG	TD
C. Lamb	135	1,749	13.0	92t	12
J. Ferguson	71	761	10.7	40	5
B. Cooks	54	657	12.2	37	8
T. Pollard	55	311	5.7	60	0
M. Gallup	34	418	12.3	41t	2
J. Tolbert	22	268	12.2	45	2
R. Dowdle	17	144	8.5	32	2
K. Turpin	12	127	10.6	34t	3
L. Schoonmaker	8	65	8.1	18t	2
D. Vaughn	7	40	5.7	11	0
P. Hendershot	4	38	9.5	24	0
J. Brooks	6	64	10.7	24	0
H. Luepke	3	18	6.0	12	0
S. McKeon	0	0	0.0	0	0
TEAM	428	4,660	10.9	92t	36
OPPONENTS	308	3,481	11.3	73t	21

INTERCEPTIONS	NO.	YDS	AVG	LONG	TD
D. Bland	9	209	23.2	63t	5
S. Gilmore	2	0	0.0	0	0
D. Wilson	2	0	0.0	0	0
J. Kearse	1	32	32.0	32	0
T. Diggs	1	8	8.0	8	0
J. Lewis	1	0	0.0	0	0
M. Hooker	1	0	0.0	0	0
TEAM	17	249	14.6	63t	5
OPPONENTS	10	138	13.8	26	0

PUNTING	NO.	YDS	AVG	NET	TB	IN	LG	B
B. Anger	44	2,262	51.4	44.9	2	17	63	0
TEAM	44	2,262	51.4	44.9	2	17	63	0
OPPONENTS	58	2,753	47.5	42.9	4	17	70	2

PUNT RETURNS	RET	FC	YDS	AVG	LONG	TD
K. Turpin	13	22	79	6.1	15	0
D. Vaughn	4	1	19	4.8	11	0
J. Tolbert	1	0	0	0.0	0	0
TEAM	18	23	98	5.4	15	0
OPPONENTS	24	13	247	10.3	26	0

KICKOFF RETURNS	NO.	YDS	AVG	LONG	TD
K. Turpin	10	292	29.2	63	0
R. Dowdle	6	86	14.3	31	0
H. Luepke	2	15	7.5	15	0
TEAM	18	393	21.8	63	0
OPPONENTS	8	198	24.8	36	0

FIELD GOALS	1-19	20-29	30-39	40-49	50+
B. Aubrey	0/0	9/9	13/15	4/4	10/10
TEAM	0/0	9/9	13/15	4/4	10/10
OPPONENTS	0/0	4/4	6/7	7/9	5/6

B. Aubrey: (21, 38) (35, 21, 55, 26, 30) (49, 27, 26) (23, 23, 33) (50) (32, 39) (58, 27) (51) (30, 27) (52) (30, 31, 38, 32) (60, 59, 45, 50) (32) (43, 33) (51, 43) (32B, 36LU, 50)

OPP: (45B, 36WL) (34) (39, 43, 62) (29, 52WR) (24) (33, 47) (40) (42) (43) (42WR) (52, 44) (23) (57, 52, 54, 35, 29) (41, 30) (36)

PASSING	ATT	CMP	YDS	CMP%	YDS/ATT	TD	TD%	INT	INT%	LONG	SACK/LOST	RATING
D. Prescott	590	410	4,516	69.5	7.7	36	6.1	9	1.5	92t	39/255	105.9
C. Rush	24	18	144	75.0	6.0	0	0.0	1	4.2	29	1/8	72.2
B. Anger	1	1	0	100.0	0.0	0	0.0	0	0.0	00	0/0	79.2
TEAM	615	429	4,660	69.8	7.6	36	5.9	10	1.6	92t	40.0/263	104.5
OPPONENTS	509	308	3,481	60.5	6.8	21	4.1	17	3.3	73t	46.0/296	80.8

2023 DALLAS COWBOYS DEFENSIVE STATISTICS

RNK	PLAYER	TKL	AST	TOTAL	SACKS/YDS	TFL/YDS	QBPR	FR	FF	INT/YDS	PD
1.	Clark, Damone	71	44	115		4/-13	8	1			2
2.	Bell, Markquese	62	41	103		3/-9	1		2		4
3.	Wilson, Donovan	58	39	97		2/-9	4	2	1	2/0	3
4.	Bland, DaRon	53	19	72		3/-5	2			9/209	15
5.	Kearse, Jayron	50	22	72	1.5/-6	4/-8	5			1/32	4
6.	Gilmore, Stephon	55	14	69					1	2/0	13
7.	Lawrence, DeMarcus	29	28	57	4.0/-25	6/-18	47		1		6
8.	Hooker, Malik	30	26	56		2/-3	1	1	1	1/0	3
9.	Parsons, Micah	27	29	56	14.0/-116	7/-17	91	1	1		2
10.	Lewis, Jourdan	35	18	53		2/-4		2	3	1/0	5
11.	Odighizuwa, Osa	24	29	53	3.0/-18	6/-21	36				
12.	Vander Esch, Leighton	18	17	35		1/-2	2	1			
13.	Armstrong, Dorance	14	19	33	7.5/-40	1/-2	24				1
14.	Hankins, Johnathan	12	19	31	3.0/-18		3				2
15.	Golston, Chauncey	9	15	24	1.5/-12	1/-1	11		1		
16.	Williams, Sam	8	12	20	4.5/-27	2/-6	17		1		
17.	Thomas, Juanyeh	13	6	19			1				4
18.	Gallimore, Neville	8	7	15	1.0/-6	1/-2	7				1
	Smith, Mazi	8	7	15	1.0/-9	2/-5	5				
20.	Evans, Rashaan	5	4	9							
21.	Fowler, Dante	5	2	7	4.0/-19	3/-10	32		1		3
22.	Diggs, Trevon	4	2	6					1	1/8	3
23.	Mukuamu, Israel	4	1	5				1			1
24.	Davis Jr., Carl	0	3	3							
25.	Johnson, Buddy	2	0	2							
	Tolbert, Jalen	2	0	2							
	Wheat, Tyrus	2	0	2							
	Wright, Nahshon	2	0	2							1
29.	Jefferson, Malik	1	1	2		1/-4					
30.	Goodwin, C.J.	0	2	2							
	Harper, Devin	0	2	2							
32.	Hendershot, Peyton	0	1	1							

Ast=Assist, TFL=Tackle for a Loss, QBPR=Pressures, Int=Interception, FR=Fumble Recovery, FF=Forced Fumble, PD=Pass Defense

2023 COWBOYS SPECIAL TEAMS							
RNK	PLAYER	S	A	TOT	FF	FR	BL
1.	Williams, Sam	4	0	4			1
2.	Luepke, Hunter	3	1	4			
3.	Golston, Chauncey	2	2	4			
4.	Goodwin, C.J.	3	0	3			
5.	Thomas, Juanyeh	1	2	3			1
	Wright, Nahshon	1	2	3			
7.	Clark, Damone	2	0	2			
	Schoonmaker, Luke	2	0	2			
	Tolbert, Jalen	2	0	2			
10.	Hendershot, Peyton	1	1	2			1
	Johnson, Buddy	1	1	2			
	Sieg, Trent	1	1	2			
13.	Anger, Bryan	1	0	1			
	Davis, Malik	1	0	1			
	Harper, Devin	1	0	1			
	Jefferson, Malik	1	0	1			
17.	Dowdle, Rico	0	1	1			
	McKeon, Sean	0	1	1			
	Mukuamu, Israel	0	1	1			
	Wheat, Tyrus	0	1	1			

DEFENSIVE STATS BY RANK							
PRESSURES		SACKS		TACKLES FOR LOSS		INTERCEPTIONS	
PLAYER	NO	PLAYER	NO	PLAYER	NO	PLAYER	NO
1. M. Parsons	91	1. M. Parsons	14.0	1. M. Parsons	7	1. D. Bland	9
2. D. Lawrence	47	2. D. Armstrong	7.5	2. D. Lawrence	6	2. S. Gilmore	2
3. O. Odighizuwa	36	3. S. Williams	4.5	3. O. Odighizuwa	6	D. Wilson	2
4. D. Fowler	32	4. D. Fowler	4.0	4. D. Clark	4	4. T. Diggs	1
5. D. Armstrong	24	D. Lawrence	4.0	J. Kearse	4	M. Hooker	1

FORCED FUMBLES		FUMBLE RECOVERIES		PASSES DEFENSED	
PLAYER	NO	PLAYER	NO	PLAYER	NO
1. J. Lewis	3	1. J. Lewis	2	1. D. Bland	15
2. M. Bell	2	D. Wilson	2	2. S. Gilmore	13
3. T. Diggs	1	3. D. Clark	1	3. D. Lawrence	6
D. Fowler	1	M. Hooker	1	4. J. Lewis	5
S. Gilmore	1	I. Mukuamu	1	5. M. Bell	4

TEAM GAME-BY-GAME SCORING

			COWBOYS						OPPONENTS						POINT	OVERALL
DATE	OPPONENT	W/L/T	1ST	2ND	3RD	4TH	OT	TOTAL	1ST	2ND	3RD	4TH	OT	TOTAL	DIFF	RECORD
9/10	at N.Y. Giants	W	16	10	7	7	--	40	0	0	0	0	--	0	+40	1-0
9/17	N.Y. Jets	W	7	11	6	6	--	30	0	10	0	0	--	10	+20	2-0
9/24	at Arizona	L	3	7	3	3	--	16	9	12	0	7	--	28	-12	2-1
10/1	New England	W	10	18	3	7	--	38	3	0	0	0	--	3	+35	3-1
10/8	at San Francisco	L	0	7	3	0	--	10	7	14	7	14	--	42	-32	3-2
10/16	at L.A. Chargers	W	7	3	0	10	--	20	7	0	3	7	--	17	+3	4-2
10/29	L.A. Rams	W	17	16	3	7	--	43	3	6	8	3	--	20	+23	5-2
11/5	at Philadelphia	L	7	10	0	6	--	23	7	7	14	0	--	28	-5	5-3
11/12	N.Y. Giants	W	7	21	14	7	--	49	0	0	7	10	--	17	+32	6-3
11/19	at Carolina	W	7	10	0	16	--	33	0	3	7	0	--	10	+23	7-3
11/23	Washington	W	7	13	0	25	--	45	0	10	0	0	--	10	+35	8-3
11/30	Seattle	W	10	10	7	14	--	41	7	14	7	7	--	35	+6	9-3
12/10	Philadelphia	W	10	14	3	6	--	33	0	6	7	0	--	13	+20	10-3
12/17	at Buffalo	L	0	3	0	7	--	10	7	14	3	7	--	31	-21	10-4
12/24	at Miami	L	7	0	3	10	--	20	3	10	6	3	--	22	-2	10-5
12/30	Detroit	W	7	0	3	10	--	20	3	0	7	9	--	19	+1	11-5
1/7	at Washington	W	7	14	14	3	--	38	0	10	0	0	--	10	+28	12-5
2023 TOTALS		12-5	129	167	69	144	--	509	56	116	76	67	--	315	194	12-5
AVG/GAME			7.6	9.8	4.1	8.5	--	29.9	3.3	6.8	4.5	3.9	--	18.5	11.4	

2023/2022 STATISTICAL COMPARISON

COWBOYS OFFENSE	2023	2022	DIFFERENCE
Wins	11	12	-1
Losses	5	4	1
Points Scored	471	461	10
Touchdowns	52	54	-2
Field Goals Made	35	29	6
Field Goals Attempted	35	32	3
Field Goal Percentage	100.0%	90.6%	9.4%
Third Down Efficiency	47.7%	47.4%	0.3%
Net Yards per Game	367.3	365.8	1.6
<i>NFL Rank -- Net Yds. per Game</i>	6	8	-2
Average Plays per Game	65.8	65.5	0.3
Average Yards per Play	5.6	5.6	0.0
Rushing Yards per Game	111.8	139.6	-27.8
<i>NFL Rank -- Rush Yds. per Game</i>	14	7	7
Average Yards per Rush	4.1	4.4	-0.4
Rushing Attempts per Game	27.4	31.5	-4.1
Rushing Touchdowns	13	24	-11
Net Passing Yards per Game	255.5	226.1	29.4
<i>NFL Rank -- Net Pass Yds. per Game</i>	4	14	-10
Yards per Pass Attempt	7.6	7.3	0.3
Passing Attempts	574	518	56
Passing Completions	394	341	53
Completion Percentage	68.6%	65.8%	2.8%
Passing Touchdowns	32	27	5
Interceptions Thrown	9	17	-8
Sacks Allowed	40	26	14
Fumbles	13	12	1
Fumbles Lost	6	4	2
Penalties	113	98	15
Penalty Yards	944	768	176
Gross Punting Average	51.4	48.5	2.9
Net Punting Average	48.4	41.4	6.9
Punt Return Average	5.5	11.6	-6.1
Kickoff Return Average	21.4	23.8	-2.3

COWBOYS DEFENSE (OPPONENT)	2023	2022	DIFFERENCE
Points Allowed	305	316	-11
Total Touchdowns Allowed	35	32	3
Field Goals Made	21	32	-11
Field Goals Attempted	25	36	-11
Field Goal Percentage	84.0%	88.9%	-4.9%
Third Down Efficiency	38.3%	38.7%	-0.4%
Net Yards per Game	307.2	331.5	-24.3
<i>NFL Rank -- Net Yds. per Game</i>	8	13	-5
Average Plays per Game	60.3	64.9	-4.6
Average Yards per Play	5.1	5.1	0.0
Rushing Yards per Game	116.3	127.9	-11.7
<i>NFL Rank -- Rush Yds. per Game</i>	19	21	-2
Average Yards per Rush	4.2	4.5	-0.3
Rushing Attempts per Game	27.6	28.5	-0.9
Rushing Touchdowns Allowed	14	8	6
Net Passing Yards per Game	190.9	203.6	-12.6
<i>NFL Rank -- Net Pass Yds. per Game</i>	5	9	-4
Yards per Pass Attempt	6.9	6.8	0.1
Passing Attempts	481	531	-50
Passing Completions	288	334	-46
Completion Percentage	59.9%	62.9%	-3.0%
Passing Touchdowns Allowed	20	22	-2
Interceptions	15	15	0
Sacks	42	51	-9
Fumbles Caused	18	27	-9
Fumbles Recovered	8	17	-9
Penalties	100	96	4
Penalty Yards	895	841	54
Gross Punting Average	46.6	46.2	0.4
Net Punting Average	40.3	40.8	-0.5
Punt Return Average	10.3	8.1	2.2
Kickoff Return Average	24.2	24.1	0.1

Bold indicates Cowboys improvement

GAME-BY-GAME STARTERS AND INACTIVES

2023 REGULAR SEASON

OFFENSE

DATE	OPPONENT	WR	LT	LG	C	RG	RT	TE	WR	WR	WR	QB	RB
9/10	at N.Y. Giants	B. Cooks	T. Smith	C. Edoga	T. Biadasz	Z. Martin	T. Steele	J. Ferguson		M. Gallup	C. Lamb	D. Prescott	T. Pollard
9/17	N.Y. Jets	M. Gallup	T. Smith	C. Edoga	T. Biadasz	Z. Martin	T. Steele	J. Ferguson		J. Tolbert	C. Lamb	D. Prescott	T. Pollard
9/24	at Arizona	B. Cooks	C. Edoga	T. Smith	B. Hoffman	<u>T. Bass</u>	T. Steele	J. Ferguson		M. Gallup	C. Lamb	D. Prescott	T. Pollard
10/1	New England	B. Cooks	C. Edoga	T. Smith	T. Biadasz	Z. Martin	T. Steele	J. Ferguson		M. Gallup	C. Lamb	D. Prescott	T. Pollard
10/8	at San Francisco	B. Cooks	T. Smith	T. Smith	T. Biadasz	Z. Martin	T. Steele		J. Tolbert	M. Gallup	C. Lamb	D. Prescott	T. Pollard
10/16	at L.A. Chargers	B. Cooks	T. Smith	T. Smith	T. Biadasz	Z. Martin	T. Steele	J. Ferguson		M. Gallup	C. Lamb	D. Prescott	T. Pollard
10/29	L.A. Rams	B. Cooks	C. Edoga	T. Smith	T. Biadasz	Z. Martin	T. Steele	J. Ferguson		M. Gallup	C. Lamb	D. Prescott	T. Pollard
11/5	at Philadelphia	M. Gallup	T. Smith	T. Smith	T. Biadasz	Z. Martin	T. Steele	J. Ferguson		J. Tolbert	C. Lamb	D. Prescott	T. Pollard
11/12	N.Y. Giants	B. Cooks	T. Smith	T. Smith	T. Biadasz	Z. Martin	T. Steele	J. Ferguson		J. Tolbert	C. Lamb	D. Prescott	T. Pollard
11/19	at Carolina	B. Cooks	T. Smith	T. Smith	T. Biadasz	Z. Martin	T. Steele	J. Ferguson		M. Gallup	C. Lamb	D. Prescott	T. Pollard
11/23	Washington	B. Cooks	T. Smith	T. Smith	T. Biadasz	Z. Martin	T. Steele	J. Ferguson		M. Gallup	C. Lamb	D. Prescott	T. Pollard
11/30	Seattle	B. Cooks	T. Smith	T. Smith	T. Biadasz	Z. Martin	T. Steele	J. Ferguson		J. Tolbert	C. Lamb	D. Prescott	T. Pollard
12/10	Philadelphia	B. Cooks	T. Smith	T. Smith	T. Biadasz	Z. Martin	T. Steele	J. Ferguson		M. Gallup	C. Lamb	D. Prescott	T. Pollard
12/17	at Buffalo	B. Cooks	T. Smith	T. Smith	T. Biadasz	Z. Martin	T. Steele	J. Ferguson		M. Gallup	C. Lamb	D. Prescott	T. Pollard
12/24	at Miami	B. Cooks	C. Edoga	T. Smith	T. Biadasz	Z. Martin	T. Steele	J. Ferguson		M. Gallup	C. Lamb	D. Prescott	T. Pollard
12/30	Detroit	B. Cooks	T. Smith	T. Smith	T. Biadasz	Z. Martin	T. Steele	J. Ferguson/P. Hendershot			C. Lamb	D. Prescott	T. Pollard
1/7	at Washington	B. Cooks	T. Smith	<u>T. Bass</u>	T. Biadasz	B. Hoffman	T. Steele	J. Ferguson		J. Tolbert	C. Lamb	D. Prescott	T. Pollard

2023 REGULAR SEASON

DEFENSE

DATE	OPPONENT	DE	DT	DT	DE	LB	LB	LB	CB	NCB	CB	S	S	S
9/10	at N.Y. Giants	D. Lawrence	J. Hankins	O. Odighizuwa	M. Parsons	L. Vander Esch	D. Clark		S. Gilmore		T. Diggs	J. Kearsse	M. Hooker	J. Thomas
9/17	N.Y. Jets	D. Lawrence	J. Hankins	O. Odighizuwa	C. Golston	L. Vander Esch	D. Clark	M. Parsons	S. Gilmore		T. Diggs	J. Kearsse	M. Hooker	
9/24	at Arizona	D. Lawrence	J. Hankins	O. Odighizuwa	M. Parsons	L. Vander Esch	D. Clark		S. Gilmore		D. Bland	J. Kearsse	M. Hooker	D. Wilson
10/1	New England	D. Lawrence	J. Hankins	O. Odighizuwa	C. Golston	L. Vander Esch	D. Clark	M. Parsons	S. Gilmore		D. Bland	J. Kearsse	M. Hooker	
10/8	at San Francisco	D. Lawrence	J. Hankins	O. Odighizuwa	M. Parsons	L. Vander Esch	D. Clark		S. Gilmore		D. Bland	J. Kearsse	M. Hooker	D. Wilson
10/16	at L.A. Chargers	D. Lawrence	J. Hankins	O. Odighizuwa	M. Parsons	M. Bell	D. Clark		S. Gilmore		D. Bland	J. Kearsse	M. Hooker	D. Wilson
10/29	L.A. Rams	D. Lawrence	J. Hankins	O. Odighizuwa	M. Parsons	M. Bell	D. Clark		S. Gilmore	J. Lewis	D. Bland	J. Kearsse	M. Hooker	
11/5	at Philadelphia	D. Lawrence	J. Hankins	O. Odighizuwa	M. Parsons	M. Bell	D. Clark		S. Gilmore	J. Lewis	D. Bland	D. Wilson	M. Hooker	
11/12	N.Y. Giants	D. Lawrence	J. Hankins	O. Odighizuwa	C. Golston	R. Evans	D. Clark	M. Parsons	S. Gilmore		D. Bland	D. Wilson	M. Hooker	
11/19	at Carolina	D. Lawrence	J. Hankins	O. Odighizuwa	M. Parsons	M. Bell	D. Clark		S. Gilmore		D. Bland	D. Wilson	M. Hooker	J. Kearsse
11/23	Washington	D. Lawrence	J. Hankins	O. Odighizuwa	M. Parsons	M. Bell	D. Clark		S. Gilmore	J. Lewis	D. Bland	D. Wilson	M. Hooker	
11/30	Seattle	D. Lawrence	J. Hankins	O. Odighizuwa	M. Parsons	M. Bell	D. Clark		S. Gilmore		D. Bland	D. Wilson	M. Hooker	J. Kearsse
12/10	Philadelphia	D. Lawrence	J. Hankins	O. Odighizuwa	M. Parsons	M. Bell	D. Clark		S. Gilmore	J. Lewis	D. Bland	D. Wilson	M. Hooker	
12/17	at Buffalo	D. Lawrence	<u>M. Smith</u>	O. Odighizuwa	M. Parsons	M. Bell	D. Clark		S. Gilmore	J. Lewis	D. Bland	D. Wilson	J. Kearsse	
12/24	at Miami	D. Lawrence	<u>M. Smith</u>	O. Odighizuwa	M. Parsons	D. Clark			S. Gilmore	J. Lewis	D. Bland	D. Wilson	M. Hooker	J. Kearsse
12/30	Detroit	D. Lawrence	<u>M. Smith</u>	O. Odighizuwa	M. Parsons	D. Clark			S. Gilmore	J. Lewis	D. Bland	D. Wilson	M. Hooker	J. Kearsse
1/7	at Washington	D. Lawrence	J. Hankins	O. Odighizuwa	D. Armstrong	D. Clark	M. Parsons		S. Gilmore	J. Lewis	D. Bland	D. Wilson	J. Kearsse	

Rookies underlined.

2023 REGULAR SEASON INACTIVES

DATE	OPPONENT	1	2	3	4	5	6	7
9/10	at N.Y. Giants	<u>J. Brooks</u>	<u>V. Fehoko</u>	T. Lance-*	J. Lewis-I	<u>E. Scott</u>	Tyler Smith-I	D. Wilson-I
9/17	N.Y. Jets	B. Cooks-I	<u>V. Fehoko</u>	N. Igbinoghene	T. Lance-*	<u>E. Scott</u>	Tyler Smith-I	D. Wilson-I
9/24	at Arizona	T. Biadasz-I	<u>J. Brooks</u>	<u>V. Fehoko</u>	T. Lance-*	Z. Martin-I	I. Mukuamu	<u>E. Scott</u>
10/1	New England	<u>J. Brooks</u>	<u>V. Fehoko</u>	P. Hendershot-I	T. Lance-*	I. Mukuamu	<u>E. Scott</u>	Tyron Smith-I
10/8	at San Francisco	<u>J. Brooks</u>	<u>V. Fehoko</u>	P. Hendershot-I	T. Lance-*	I. Mukuamu	<u>A. Richards</u>	<u>E. Scott</u>
10/16	at L.A. Chargers	<u>V. Fehoko</u>	N. Igbinoghene	T. Lance-*	<u>A. Richards</u>	<u>E. Scott</u>	J. Thomas-I	<u>D. Vaughn</u>
10/29	L.A. Rams	<u>J. Brooks</u>	<u>V. Fehoko</u>	N. Igbinoghene	T. Lance-*	<u>E. Scott</u>	Tyron Smith-I	<u>D. Vaughn</u>
11/5	at Philadelphia	<u>J. Brooks</u>	<u>V. Fehoko</u>	N. Igbinoghene	T. Lance-*	<u>E. Scott</u>	<u>D. Vaughn</u>	
11/12	N.Y. Giants	<u>V. Fehoko</u>	N. Igbinoghene	T. Lance-*	<u>A. Richards</u>	<u>E. Scott</u>	K. Turpin-I	
11/19	at Carolina	N. Igbinoghene	T. Lance-*	<u>A. Richards</u>	<u>E. Scott</u>	<u>D. Vaughn</u>		
11/23	Washington	N. Igbinoghene	J. Kearsse-I	T. Lance-*	<u>A. Richards</u>	<u>E. Scott</u>	<u>D. Vaughn</u>	
11/30	Seattle	<u>J. Brooks</u>	N. Igbinoghene	T. Lance-*	<u>A. Richards</u>	<u>E. Scott</u>	<u>D. Vaughn</u>	
12/10	Philadelphia	<u>J. Brooks</u>	N. Igbinoghene	T. Lance-*	<u>A. Richards</u>	<u>E. Scott</u>	<u>D. Vaughn</u>	
12/17	at Buffalo	<u>J. Brooks</u>	J. Hankins-I	M. Hooker-I	T. Lance-*	<u>A. Richards</u>	<u>E. Scott</u>	<u>D. Vaughn</u>
12/24	at Miami	<u>J. Brooks</u>	J. Hankins-I	N. Igbinoghene	T. Lance-*	<u>E. Scott</u>	Tyron Smith-I	<u>D. Vaughn</u>
12/30	Detroit	R. Dowdle-I	J. Hankins-I	N. Igbinoghene	T. Lance-*	<u>A. Richards</u>	<u>E. Scott</u>	M. Waletzko
1/7	at Washington	<u>V. Fehoko</u>	N. Igbinoghene	T. Lance-*	Z. Martin-I	S. Redwine	<u>E. Scott</u>	Tyron Smith-I

Underline denotes rookie, "I" denotes injury, "*" denotes QB3

GAME-BY-GAME ELEVATIONS

Date	Opponent	STANDARD ELEVATION	
9/10	@ N.Y. Giants	CB, C.J. Goodwin	C, Brock Hoffman
9/17	N.Y. Jets	CB, C.J. Goodwin	C, Brock Hoffman
9/24	@ Arizona	C, Sean Harlow	C, Brock Hoffman
10/1	New England	LB, Malik Jefferson	TE, Sean McKeon
10/8	@ San Francisco	LB, Malik Jefferson	TE, Sean McKeon
10/16	@ LA Chargers	RB, Malik Davis	LB, Malik Jefferson
10/29	LA Rams	LB, Rashaan Evans	TE, Eric Saubert
11/5	@ Philadelphia	LB, Rashaan Evans	
11/12	N.Y. GIANTS	LB, Rashaan Evans	
11/19	@ Carolina		NONE
11/23	Washington	S, Sheldrick Redwine	
11/30	Seattle	TE, Princeton Fant	
12/10	Philadelphia	TE, Princeton Fant	
12/17	@ Buffalo	DT, Carl Davis	RB, Malik Davis
12/24	@ Miami	DT, Carl Davis	RB, Malik Davis
12/30	Detroit	DT, Carl Davis	LB, Buddy Johnson
1/7/23	@ Washington	LB, Buddy Johnson	S, Sheldrick Redwine



NON-MEDIA GUIDE BIOS



ONE COWBOYS WAY ★ FRISCO, TEXAS 75034 ★ P:972.497.4959 ★ WWW.DALLASCOWBOYS.COM

2023 NON-MEDIA GUIDE BIOS

BRANDON AUBREY

17 • Kicker

6-3 • 208 • 3/14/95
Notre Dame • FA -'23
NFL: Rookie • Rookie
Games/Starts: 2022-0/0; Career-0/0
Postseason: 2022-0/0; Career-0/0



TRANSACTION SUMMARY:

7/6/23: Signed with Dallas as a free agent.

2023 (USFL):

- Returned to the Birmingham Stallions for the 2023 season and converted 14-of-15 field goals and all 35 PATs.
- Led the league in kickoffs, notching 57 kicks and six touchbacks (10.5%).
- Helped lead the Stallions to their second consecutive USFL title.

2022 (USFL):

- Drafted as a placekicker by the Birmingham Stallions in the 32nd round of the 2022 USFL Draft.
- Led the league in kicking, making 18-of-22 field goals and 22-of-24 PATs on the season.
- Responsible for Stallion kickoffs, leading the league with 55 total kicks and tallied seven touchbacks (12.7%).
- Helped the Stallions to programs first championship title.
- Earned All-USFL honors.

COLLEGE:

- Played four seasons of soccer at Notre Dame (2013-16).
- Scored 15 goals and totalled four assists in 76 appearances as a defender for the Fighting Irish.
- In his senior season at Notre Dame, was named NSCAA third-team All-American, NSCAA first-team All-South Region, and first-team All-ACC.
- Drafted in the first round of the 2017 MLS Draft (21st overall) by Toronto FC, playing for their minor league affiliate and then signed with the Philadelphia Union in 2018 to play with its minor league affiliate.

PERSONAL:

- Attended Plano, Texas, High School where he played soccer his freshman and sophomore years.
- Rated as the 24th best recruit in the class of 2013 by College Soccer News and ranked as the 43rd best player nationally in the class of 2013 according to Top Drawer Soccer.
- Graduated with a computer science degree from Notre Dame.

NOAH IGBINOGHENE

(IGG-bin-AWG-guh-nee)

19 • Cornerback

5-11 • 194 • 11/27/99
Auburn • T(Mia) -'23
NFL: 4th Year • Cowboys: 1st Year
Games/Starts: 2022-9/2; Career-32/5
Postseason: 2022-0/0; Career-0/0



PRO: The Dallas Cowboys added depth to the secondary when they traded for former first round pick, Noah Igbinoghene, right before the 2023 roster cut deadline. Igbinoghene, originally drafted by Miami, 30th overall, in the 2020 NFL Draft, gets a clean slate in Dallas. Over three seasons with the Dolphins, Igbinoghene saw action in 32 games and tallied 24 tackles, one interception and five pass breakups with two fumble recoveries.

TRANSACTION SUMMARY:

8/29/23: Traded to Dallas from Miami for Kelvin Joseph.

4/23/20: Drafted in the first round (30th overall) by Miami.

2023 (Miami/Dallas):

- Went to training camp with Miami and was traded to Dallas at the roster cut deadline.

2022 (Miami):

- Played in nine games and accumulated two starts during his third season with the Dolphins recording 10 tackles, one interception and three pass breakups.
- Notched his first career interception to clinch a Miami victory over Pittsburgh (10/23) when he picked off Kenny Pickett in the endzone with 30 seconds remaining in the game.

2021 (Miami):

- Saw action in seven games and recorded one start while tallying four tackles and two special teams tackles.
- Recorded a season-high four tackles at Jacksonville in London (10/17).

2020 (Miami):

- Played 16 games and accumulated two starts in his rookie season and notched 10 tackles, two pass breakups, three special teams tackles and two fumble recoveries.
- Amassed four kickoff returns for 68 yards (17.0 avg).
- Made his NFL debut at New England (9/13), recording two tackles and becoming the youngest player in Dolphins history to appear in a game at 20 years, 291 days old.
- Made his first start at safety at Jacksonville (9/24), notching three tackles and his first career pass breakup.

COLLEGE:

- Was a three-year letterman (2017-19) and two-year starter at Auburn, switching from wide receiver to cornerback before his sophomore season.
- Saw action in 40 games and accumulated 22 starts as a Tiger, finishing with 92 tackles, one interception, 19 pass breakups, one forced fumble, six receptions for 24 yards (4.0 avg), one carry for 11 yards, 44 kickoff returns for 1,199 yards (27.3 avg) and two touchdowns.
- In 2019, started all 13 games at cornerback, amassing 42 tackles, seven passes defended, nine kickoff returns for 1,199 yards (27.3 avg) and one kickoff return touchdown.
- Played in 13 games with nine starts at corner during the 2018 season. Accrued 50 tackles, one interception, 12 passes defended, one forced fumble and 11 kickoff returns for 311 yards (28.3 avg).
- Saw action in all 14 games as a freshman in 2017, tallying six receptions for 24 yards (4.0 avg), one carry for 11 yards, 24 kickoff returns for 571 yards (28.3 avg) and one kickoff return touchdown.

PERSONAL:

- Attended Hewitt-Trussville High School in Trussville, Ala, where he played wide receiver.
- Competed in track and field at Auburn his freshman year, where he finished seventh in the triple jump (15.24m) at the 2018 SEC Indoor Championships.
- His parents, Festus and Faith Igbinoghene, were both Olympic track athletes for Nigeria.
- Majored in business management at Auburn. • Graduated from Alabama in December 2017 with a degree in psychology.

IGBINOGHENE'S NFL TOTALS

Year Team	GP-GS	DEFENSE					INTERCEPTIONS					FUMBLES REC								
		ST	AT	TT	Sks-Yds	Tk/Ls	QB Prs	PBU	FF	No	Yds	Avg	Lg	TD	No	Yds	Avg	Lg	TD	
2020 Miami	16-2	9	1	-	10	0.0(0)	0(0)	0	2	0	0	0	0	0	0	0	0.0	0	0	0
2021 Miami	7-1	4	0	-	4	0.0(0)	0(0)	0	0	0	0	0	0	0	0	0	0.0	0	0	0
2022 Miami	9-2	8	2	-	10	0.0(0)	0(0)	0	3	0	1	0	0	0	0	0	0.0	0	0	0
Totals	32-5	21	3	-	24	0.0(0)	0(0)	0	5	0	1	0	0.0	0	0	0	0.0	0	0	0

Year Team	KICKOFF RETURNS				
	No	Yds	Avg	Long	TD
2020 Miami	4	68	17.0	22	0
2021 Miami	0	0	0.0	-	0
2022 Miami	0	0	0.0	-	0

TREY LANCE

15 • Quarterback

6-4 • 224 • 5/9/00
 North Dakota State • T(SF)-23
 NFL: 3rd Year • Cowboys: 1st Year
 Games/Starts: 2022-2/2; Career-3/4
 Postseason: 2022-0/0; Career-0/0



PRO: Prior to their final 2023 preseason game, the Dallas Cowboys added a young, talented signal caller to the quarterback room when sending a 2024 fourth round pick to the San Francisco 49ers for Trey Lance, the former third overall pick from the 2021 NFL Draft. While learning under veteran quarterbacks Dak Prescott and Cooper Rush in Dallas, Lance will continue to develop his dual-threat abilities that made him such a sought after prospect in the Draft. Along with 797 career passing yards, Lance has rushed for 235 yards on 54 carries (4.4 avg.) in eight career games. Lance began the 2022 season as San Francisco's starting quarterback before suffering a season-ending ankle injury in Week 2.

TRANSACTION SUMMARY:

8/26/23: Traded to Dallas from San Francisco for a 2024 fourth round pick.

9/21/22: Placed on Reserve/Injured with an ankle injury.

4/29/21: Drafted in the first round (third overall) by San Francisco.

2023 (San Francisco/Dallas):

- Started training camp on the 49ers roster before being traded to Dallas prior to the last preseason game.

2022 (San Francisco):

- Started two games and completed 15-of-31 passes for 194 yards, while adding 67 rushing yards on 16 carries (4.2 avg.), before suffering a season-ending ankle injury in the Week 2 contest against Seattle (9/18).

2021 (San Francisco):

- Appeared in six games as a rookie, with two starts, and completed 41 of his 71 pass attempts (57.7%) for 603 yards, five touchdowns and a quarterback rating of 97.3. Also added 38 rushes for 168 yards and a score.
- Threw for a touchdown on his first two pass attempts - a five-yard touchdown pass at Detroit (9/12) and 76-yard score against Seattle (10/3) - to become the first player in the last 40 years to throw a touchdown on each of his first two pass completions.
- Stepped in for an injured Jimmy Garoppolo (calf) in the second half against Seattle (10/3), completing nine-of-19 passes for 157 yards, two touchdowns and a quarterback rating of 117.1.

Made his first career start at Arizona (10/10), completing 15-of-29 attempts for 192 yards and rushing for 89 yards on 16 carries (5.6 avg.).

- Started his second game of the season in Week 17 against Houston (1/2/22), setting career-highs in passing yards (249), completion percentage (69.6%) and tied a career-high with two touchdown passes.

COLLEGE:

- Appeared in 19 games, with 17 starts, in three seasons at North Dakota State (2018-20) as a dual-threat quarterback, completing 208-of-318 attempts (65.4%) for 2,947 passing yards, 30 touchdowns and one interception to go along with 1,325 rushing yards and 18 touchdowns on 192 carries (6.9 avg.).
- Started one game in 2020 before the season was canceled due to the COVID-19 pandemic. In his lone appearance, threw for 149 yards and two touchdowns while adding 143 rushing yards and two scores on the ground.
- In 2019 as a redshirt freshman, started all 16 games and completed 192-of-287 passes (66.9%) for 2,786 yards and 28 touchdowns while rushing for 1,100 yards and 14 touchdowns. Became the first freshman to be awarded the STATS FCS Walter Payton Award as the top offensive player in the FCS. Also awarded the Jerry Rice Award as the top freshman player, becoming the first player to win both major FCS legacy awards in the same season.
- Redshirted as a true freshman in 2018, playing in two contests and attempting just one pass.

PERSONAL:

- Attended Marshall, Minn., High School where he was a three-year starter at both quarterback and safety. In his senior season, threw for 1,386 yards and 14 touchdowns with 641 rushing yards and 10 touchdowns on the ground. Also recorded 54 tackles and three interceptions.
- Team captain and all-conference performer in both football and basketball at Marshall High School.
- Majored in strategic communication with a minor in business administration at North Dakota State.

LANCE'S NFL TOTALS

		PASSING											
Year Team	GP-GS	Att	Cmp	Pct	Yds	Yds/Att	TD	TD%	Int	Int%	Long	Sacks	Rating
2021 San Francisco.....	6-2	71	41	57.7	603	8.5	5	7.0	2	2.8	76t	4/15	97.3
2022 San Francisco.....	2-2	31	15	48.4	194	6.3	0	0.0	1	3.2	44	2/9	55.0
Totals	8-4	102	56	54.9	797	7.8	5	4.9	3	2.9	76t	6/24	84.5

		RUSHING				
Year Team		No	Yds	Avg	Long	TD
2021 San Francisco.....		38	168	4.4	15	1
2022 San Francisco.....		16	67	4.2	13	0
Totals		54	235	4.4	15	1



UPDATED PLAYER BIOS



2023 PLAYER BIO UPDATES

NFC Wild Card Game vs. Green Bay Packers

5 Bryan Anger, P

Games/Starts: 2023-17/0 Career-193/0
Playoffs: 2023-0/0 Career-5/0

	Punting									
	No	Yds	Avg	TB	In20	Lg	Blk	Ret	RetYds	Net
Last Game	44	2,262	51.4	2	17	63	0	24	247	44.9
2023	44	2,262	51.4	2	17	63	0	24	247	44.9
Career	828	38,789	46.8	61	300	83	5	379	3,112	41.4

	Playoffs									
	No	Yds	Avg	TB	In20	Lg	Blk	Ret	RetYds	Net
Career	21	997	47.5	0	12	59	0	9	71	44.1

	Special Teams								
	Solo	Asst	-	Tot	FF	FR	BP	BFG	BXP
Last Week	1	0	-	1					
2023	1	0	-	1					
Career	-	-	-	14					

- Had a record-setting season in 2023, as his 51.4 gross punting average and 44.9 net punting average were both career-bests and each established the single-season record in franchise history. Now owns the top three single-season performances in gross punting and net punting averages in Dallas Cowboys history. Additionally, both his gross and net punting averages were second in the NFL in 2023 - first in the NFC - while his gross tied for the third-highest in NFL history and his net served as the fifth-most in league history in a single season. Also landed 17 punts inside the opponent's 20-yard line on 44 punts - the fewest punts of his career.
- Earned his second Pro Bowl selection in 2023 - first since 2021 - and became the second Cowboys special teamer with multiple trips, joining Mat McBriar.
- Served as the special teams captain in Weeks 5 and 15.

at N.Y. Giants (9/10) Had three punts for a gross average of 48.7 and a net average of 39.7, with one punt downed inside the opponent's 20-yard line and one touchback.

vs. N.Y. Jets (9/17) Punted three times for a gross average of 51.7 and a net average of 49.3, with one punt downed inside the opponent's 20-yard line and a long punt of 55 yards.

at Arizona (9/24) Had two punts, with a long of 52 yards, and posted a gross average of 51.0 and a net average of 41.5.

vs. New England (10/1) Had two punts for a gross average of 56.0 and a net average of 57.0, with both downed inside the 20-yard line and a long of 57 yards. Also successfully completed a two-point conversion when he threw a scoring pass to defensive lineman Chauncey Golston on a fake extra point attempt in the second quarter.

at San Francisco (10/8) Tallied a season-high five punts that recorded a gross average of 50.8 and a net average of 43.0, along with one punt downed inside the 20-yard line and a long punt of 54 yards.

at LA Chargers (10/16) Had four punts that averaged a gross of 52.3 and a net of 42.8, with one downed inside the opponent's 20-yard line and a long punt of 56 yards. Also recorded his first special teams tackle since 2020 while with Houston.

vs. LA Rams (10/29) Limited to only two punts that went for 51.0 (gross) and 45.1 (net), with one landing inside the opponent's 20-yard line along with a long punt of 52 yards.

at Philadelphia (11/5) His two punts averaged 41.0 (gross) and 39.0 (net), with one punt landing inside the 20-yard line and a long punt of 52.

vs. N.Y. Giants (11/12) Launched two punts that had a gross and net average of 46.5, with both downed inside the 20-yard line and a long punt of 48 yards.

at Carolina (11/19) Punted three times for 176 yards, which amounted to a season-high 58.7 gross punting average (fourth-highest of his career), a net average of 47.3, a season-long punt of 63 yards, one punt downed inside the 20 yard-line and one touchback.

vs. Washington (11/23) On three punts recorded a 52.7 gross average, a 49.7 net average, two punts downed inside the 20-yard line and a long punt of 59 yards.

vs. Seattle (11/30) Was active and held for placekicker Brandon Aubrey on four field goals and three extra points, but did not have a punting opportunity, as neither team punted in the game. It was the first time in Cowboys history - fifth occurrence in NFL history - that no punts were recorded in a single game.

vs. Philadelphia (12/10) Had one punt for 48 yards.

at Buffalo (12/17) In an active day, tied his season-high with five punts that included a season-best three punts downed inside the 20-yard line. Also posted a 55.0 gross average, a 48.6 net average and a long punt of 62 yards (second-longest this season).

at Miami (12/24) Punted three times and averaged a season-high gross of 59.3 and a net of 48.7, with a long of 61 yards.

vs. Detroit (12/30) With four punts, averaged a 45.3 gross and 36.5 net, with one punt downed inside the 20-yard line and a long punt of 50 yards. Became the 19th punter in NFL history (since 1976) to record 300 career punts downed inside the 20-yard line.

at Washington (1/7/24) Did not attempt a punt for the second time this season - first since against Seattle (11/30) - and third time of his career.

92 Dorance Armstrong, DE

Games/Starts: 2023-17/1 Career-93/14
Playoffs: 2023-0/0 Career-3/0

	Tackles		Sks/ Yds	Tkl/ Loss	QB Prs	PBU	FF-FR
	Solo	Asst - Tot					
Last Game	1	1 - 2	1.0(-7)		2		
2023	14	19 - 33	7.5(-40)	1(-2)	24	1	
Career	94	68 - 162	23.5(-153)	5(-12)	94	4	2-5

Playoffs							
Career	5	1 - 6		1(-11)	4	1	

	Interceptions					Fumble Recoveries				
	No.	Yds.	Avg.	Lg	TD	No.	Yds.	Avg.	Lg	TD
Career	3	37	12.3	37ft	1					

	Special Teams								
	Solo	Asst	-	Tot	FF	FR	BP	BFG	BXP
Career	5	1	-	6	1	1	2	1	

- Produced 33 tackles (tied for second in his career), 7.5 sacks (second on the team and second-most of his career), a tackle for loss, 24 quarterback pressures (second in his career) and a pass breakup while playing in 17 games with one start in 2023.
- Served as the defensive captain in Week 12.

at N.Y. Giants (9/10) Had two tackles, 2.0 sacks - third career game with 2.0-or-more sacks - a tackle for loss and four hurries. His 2.0 sacks contributed to a team seven sacks, second-most in a season opener in team history. Part of a defense whose 40-0 victory marked the largest shutout in Cowboys history and the largest shutout in a NFL season opener since 1999 when Pittsburgh defeated Cleveland 43-0.

vs. N.Y. Jets (9/17) Contributed two stops and a hurry.

at Arizona (9/24) Made two stops.

vs. New England (10/1) Logged two tackles and two hurries.

at San Francisco (10/8) Assisted on two tackles and added a hurry.

at LA Chargers (10/16) Had two stops and a quarterback pressure.

Dorance Armstrong, cont.

- vs. LA Rams (10/29)** Talled two tackles, a sack and a hurry.
- at Philadelphia (11/5)** Added a tackle, a half sack and two hurries.
- vs. N.Y. Giants (11/12)** Made two tackles, a sack and a quarterback hurry. Surpassed 20.0 career sacks (20.5).
- at Carolina (11/19)** Notched two tackles, a half sack and three hurries.
- vs. Washington (11/23)** Logged two tackles and two hurries.
- vs. Seattle (11/30)** Totaled three stops, three hurries and a pass breakup.
- vs. Philadelphia (12/10)** Posted two stops and a hurry.
- at Buffalo (12/17)** Had two tackles.
- at Miami (12/24)** Collared a half sack.
- vs. Detroit (12/30)** Collected three tackles and a sack.
- at Washington (1/7/24)** Finished with two tackles, a sack and two hurries. The sack gave him 7.5 on the season - good for second on the defense and the second-most of his career.

17 Brandon Aubrey, K

Games/Starts: 2023-17/0 Career-17/0
Playoffs: 2023-0/0 Career-0/0

	Scoring				Kickoffs			Opp Ret	Avg. Ret
	PAT	FG	Lng	Pts	No	TB	TB%		
Last Game.....	5-5	1-3	50	8	7	4	57.1	3	25.7
2023.....	49-52	36-38	60	157	109	99	90.8	8	24.8

Playoffs

2023.....	Field Goals	10-19	20-29	30-39	40-49	50+	Total	Pct
Last Game.....	0-0	0-0	0-2	0-0	1-1	1-3	33.3	
2023.....	0-0	9-9	13-15	4-4	10-10	36-38	94.7	

Playoffs

- 2023.....
- Capped off one of the best seasons by a first-year kicker in NFL history, establishing the single-season franchise records for most points (157) by any player, most field goals made in a season (36) and most field goals made from 50-plus yards (10). Became the first kicker since Mason Crosby (2007) to lead the league in points scored in his first NFL season. Is the fourth Cowboy kicker to lead the league in made field goals, joining Toni Fritsch (22 - 1975), Rafael Septien (27 - 1981) and Richie Cunningham (34 - 1997). Set the NFL record for most field goals made without a miss (35) to start a career. Also set the NFL record for touchbacks in a single season with 99, topping Tampa Bay's Bradley Pinion's 2019 total of 88.
- Selected to his first Pro Bowl in 2023. Became the fifth Cowboys kicker with the honor and the second Cowboys kicker (third specialist) to become a Pro Bowler in the first year of his career, joining Nick Folk (2007) and KaVontae Turpin (2022).
- Named NFC Special Teams Player of the Month (October) after he was eight-of-eight on field goals during that time, including two makes from 50-plus yards, to go 18-for-18 on the season, tying Travis Coons for the most field goals made without a miss to start an NFL career. Also made a 58-yard field goal against the LA Rams (10/29), then the third-longest field goal by a Cowboys rookie kicker and tied the third-longest field goal by any kicker in October. Added 23 touchbacks on 23 kickoffs and was 11-of-11 on PATs. Became the fourth Cowboy - third kicker - to be named NFC Special Teams POTM, joining kickers Chris Boniol (November 1996) and Cunningham (September 1997) and kick returner Jason Tucker (December 1999).
- Named NFC Special Teams Player of The Week (Week 8) after he went two-for-two on field goals against the LA Rams (10/29). Added eight touchbacks on eight kickoffs and was five-of-five on PATs in the game. Became the first Cowboy to earn NFC Special Teams POTW since Brett Maher in 2019 (against Philadelphia, 10/20).
- Named NFC Special Teams Player of The Week (Week 14) following a perfect four-of-four on field goals that included makes from 60 (career-long), 59, 45 and 50 yards. Became the third Cowboys kicker to earn NFC Special Teams POTW honors twice in one season, joining Billy Cundiff (2003) and Maher (2019). Became the first player in NFL history to make two field goals of 59 yards-or-longer in the same game. His 60-yarder was the first 60-plus yard field goal made in the first quarter in league history. His 60-yard make was also the second-longest by a Cowboys rookie behind Maher's 62-yard field goal in 2018. Became just the second player in franchise history with three field goals of 50-plus yards in a single game, joining Maher (at Min, 11/20/22).
- at N.Y. Giants (9/10)** Made his NFL debut as Dallas' placekicker and connected on both of his first career field goals (21, 38) and was four-of-five on the first extra points of his career. Also handled kickoff duties, landing touchbacks on all eight.

- vs. N.Y. Jets (9/17)** Successful on all five (season-high) of his field goal attempts (35, 21, 55, 26, 30) and his lone PAT. Also had touchbacks on all eight kickoffs for the second straight week. Became the fourth Cowboys rookie kicker to make at least five field goals in a game (Dan Bailey, Roger Ruzek, Cunningham) and the first since Bailey made six against Washington in 2011 (9/26). His seven field goals made were the second-most through a Cowboys kicker's first two career games, trailing only Cunningham (eight in 1997), and he was also the first kicker in franchise history to make all of his first seven field goal attempts. His 55-yard field goal was then the third-longest field goal by a Cowboys rookie kicker, trailing only Maher's 62 and 59-yard field goals as a rookie in 2018 at the time.
- at Arizona (9/24)** Connected on all three field goals (49, 27, 26) and his lone PAT. Also had four touchbacks on five kickoffs. Became the first rookie kicker in franchise history to make his first 10 career field goal attempts. Also became the fifth kicker in NFL history to make 10 field goals in his first three career games.
- vs. New England (10/1)** Was once again perfect on all three field goals (23, 23, 33) and all three PATs. Became the eighth kicker in NFL history to start his career 13-for-13 or better.
- at San Francisco (10/8)** Made his only field goal from 50 yards along with an extra point. Became the seventh kicker in NFL history to start his career 14-for-14-or-better. His 52 points at that point of the season were the third-most kicking points by a Cowboy in his first five career games behind Cunningham (62, 1997) and Bailey (55, 2011).
- at LA Chargers (10/16)** Stayed perfect on the season on field goals by adding two more (32, 39) along with two extra points. Also had touchbacks on all four kickoffs.
- vs. LA Rams (10/29)** Nailed both of his field goals (58, 27) and five extra points. Tied Coons for the most field goals made without a miss to start an NFL career (18-for-18). Made a 58-yard field goal in the first quarter, then the third-longest field goal by a Cowboys rookie kicker.
- at Philadelphia (11/5)** Made his only field goal from 51 yards along with both of his extra points. Set an NFL record for the most field goals made (19) without a miss to start an NFL career.
- vs. N.Y. Giants (11/12)** Was perfect on a season-high seven-of-seven extra points - most by a first-year Cowboy in a single game and tied for the fifth-most in a single game in team history by any Cowboys kicker. Did not attempt a field goal, but had seven touchbacks on eight kickoffs.
- at Carolina (11/19)** Knocked down both of his field goals (30, 27) to extend his NFL record for most field goals made without a miss to start a career (21). Was also three-of-four on PATs and had six touchbacks on seven kickoffs.
- vs. Washington (11/23)** Was true on his only field goal from 52 yards, was four-of-five on extra points and had touchbacks on all eight kickoffs.
- vs. Seattle (11/30)** Hit all four field goals (30, 31, 38, 32) and all three PATs, while also recording touchbacks on all nine kickoffs (season-high).
- vs. Philadelphia (12/10)** Made all four of his field goal attempts, including makes from 60 (career-long), 59, 45 and 50 yards. Became the first player in NFL history to make two field goals of 59 yards-or-longer in the same game. Upped his total to eight 50-yard makes in 2023, the most by a first-year Cowboy. His 60-yarder was the first 60-plus yard field goal made in the first quarter in league history. It was also the second-longest by a first-year Cowboy behind Maher's 62-yard field goal in 2018. Became just the second player in franchise history with three field goals of 50-plus yards in a single game, joining Maher (at Min, 11/20/22). Extended his NFL record of most field goals made without a miss to start a career to 30 consecutive field goals. His 129 kicking points were the second-most kicking points through a player's first 13 career games in NFL history, trailing only Harrison Butker (142). Had eight touchbacks to give him 84 total touchbacks in 2023 to establish a single-season franchise record.
- at Buffalo (12/17)** Made his lone field goal attempt from 32 yards, extending his NFL record of field goals made without a miss to start a career to 31 consecutive. Also had an extra point.
- at Miami (12/24)** Recorded two successful field goals (43, 33) and two extra points. Extended his NFL record of field goals made without a miss to start a career to 33. With eight points in the game, brought his 2023 point total to an NFL-high 141, passing Maher (137 in 2022) for the most kicking points in a season in Cowboys history. Also had five touchbacks to reach 90 on the year and set an NFL single-season record, previously held by Pinion (88) with Tampa Bay in 2019.
- vs. Detroit (12/30)** Connected on both field goals (51, 43) and both extra points, while also recording touchbacks on all five kickoffs. Extended his NFL record of field goals made without a miss to start a career to 35 consecutive, which set a single-season franchise record, surpassing Cunningham (34 in 1997) and Greg Zuerlein (34 in 2020).
- at Washington (1/7/24)** Was one-of-three on field goals, after his first attempt from 32 yards was blocked to end his streak at 35 consecutive field goals made to start a career, while also missing from 36,

Brandon Aubrey, cont.

before connecting on a 50-yarder late in the fourth quarter. Also made all five extra points - tied for the second-most made on the season. Passed Emmitt Smith (150 in 1995) for the most points scored in a season by a Cowboys player. Also became the first kicker since Mason Crosby (2007) to lead the league in points scored in his first NFL season. His 50-yarder was the 10th make from 50-plus yards in 2023, the most 50-yard makes in a season in franchise history and tied for the second-most makes from 50-plus yards in NFL history, trailing only Daniel Carlson (11 in 2022). Also added four touchbacks on seven kickoffs to give him 99 on the season to set an NFL single-season record, topping Pinion's 2019 total (88).

66 T.J. Bass, G

Games/Starts: 2023-17/2 Career-17/2
Playoffs: 2023-0/0 Career-0/0

- Finished his rookie season playing in all 17 games with two starts - one at right guard and the other at left guard.

at N.Y. Giants (9/10) Made his NFL debut on special teams, then entered the game in the third quarter on offense at left guard in place of an injured Chuma Edoga.

vs. N.Y. Jets (9/17) Entered the game on offense in the second half for an injured Edoga (elbow) at left guard. Also played on special teams.

at Arizona (9/24) Made his first career start at right guard in place of an injured Zack Martin (ankle). Blocked for an offense that accumulated 416 total net yards and a season-high 185 rushing yards. The offense also notched 26 first downs, including a season-best 12 rushing first downs that tied the most rushing first downs in a game since Head Coach Mike McCarthy arrived in 2020 - against Carolina (10/3/21) and at Minnesota (11/20/22).

vs. New England (10/1) and **at San Francisco (10/8)** Played on offense and special teams.

at LA Chargers (10/16) Saw time on special teams.

vs. LA Rams (10/29) Saw action on offense and special teams.

at Philadelphia (11/5) Played on special teams.

vs. N.Y. Giants (11/12) and **at Carolina (11/19)** Played on offense and special teams.

vs. Washington (11/23), vs. Seattle (11/30) and **vs. Philadelphia (12/10)** Saw time on special teams.

at Buffalo (12/17) Was pressed into action at right guard after Martin (quad) left the game in the first quarter due to injury. Part of an offense that was limited to a season-low 195 total net yards.

at Miami (12/24) Played on offense and special teams.

vs. Detroit (12/30) Took over for an injured Tyler Smith (foot) at left guard late in the third quarter and finished the game. Provided protection for an offense that accumulated 384 total net yards, including 345 passing yards by Prescott - his fifth game this season over 300 yards to tie the second-most in a season of his career (2021). Also played on special teams.

at Washington (1/7/24) Made his second career start at left guard for Tyler Smith (foot). The offensive unit rolled up 440 total net yards with the help of the offensive line, its second-highest net yardage total in 2023. Additionally, the offense averaged 5.56 yards-per-carry, the second-highest rushing average of the season.

14 Markquese Bell, LB

Games/Starts: 2023-17/8 Career-22/8
Playoffs: 2023-0/0 Career-2/0

	Tackles			Sks/ Yds	Tkl/ Loss	QB Prs	PBU	FF-FR
	Solo	Asst	Tot					
Last Game.....	2	2	4				1	
2023.....	62	41	103		3(-9)	1	4	2-0
Career.....	63	41	104		3(-9)	1	4	2-0

Playoffs

Career.....

- Was the second-leading tackler on the defense with a career-high 103 stops along with three tackles for loss, a quarterback pressure, four pass breakups and two forced fumbles in 17 games with eight starts in 2023 - also all career-bests.
- Served as the special teams captain in Week 4.
- Served as the defensive captain in Week 15.

at N.Y. Giants (9/10) Played on special teams and defense at line-backer, where he registered a team leading eight tackles along with a tackle for loss and a forced fumble - both the first of his career. Part of a defense whose 40-0 victory marked the largest shutout in Cowboys history and the largest shutout in a NFL season opener since 1999 when Pittsburgh defeated Cleveland 43-0.

vs. N.Y. Jets (9/17) Posted four tackles and his first career hurry.

at Arizona (9/24) Assisted on two tackles.

vs. New England (10/1) Made three stops.

at San Francisco (10/8) Contributed four tackles.

at LA Chargers (10/16) Made his first career start, tied for second on the defense with seven tackles and added his first career pass breakup.

vs. LA Rams (10/29) In his second career start, posted six stops.

at Philadelphia (11/5) Second on the team with a career-high 10 tackles.

vs. N.Y. Giants (11/12) Logged four stops.

at Carolina (11/19) Led the defense with a career-high tying 10 tackles.

vs. Washington (11/23) Provided four stops and a pass breakup.

vs. Seattle (11/30) Led the defense with eight tackles.

vs. Philadelphia (12/10) Second on the defense with six stops along with a pass breakup and a forced fumble.

at Buffalo (12/17) Posted five tackles

at Miami (12/24) Tallied eight tackles and a tackle for loss.

vs. Detroit (12/30) Tied his career-high with 10 tackles along with a tackle for loss. Reached 100 career tackles.

at Washington (1/7/24) Notched four tackles and a pass breakup. Crossed the century mark in tackles for the first time of his career with a career-best 103 stops.

63 Tyler Biazasz, C

Games/Starts: 2023-16/16 Career-61/53
Playoffs: 2023-0/0 Career-3/3

- Started all 16 games played, missing one game due to a hamstring injury.
- Served as the offensive captain in Week 9.

at N.Y. Giants (9/10) Started the season opener at center and blocked for an offense that generated 265 total net yards, including 122 yards on the ground highlighted by 70 rushing yards and two rushing scores by Tony Pollard. The line also did not allow a sack of Dak Prescott during 24 dropbacks as he passed for 143 yards.

vs. N.Y. Jets (9/17) Part of an offense that commanded the time of possession with a mark of 42:15, the second-highest amount for a non-overtime, regular season game in franchise history. Collectively, the offense compiled 382 total net yards and 26 first downs

at Arizona (9/24) Inactive/Injured-Hamstring.

vs. New England (10/1) Returned to the starting lineup after missing the previous game due to injury (hamstring). Assisted the offense in compiling four drives of 10-plus plays, giving the Dallas offense a league-leading 16 on the season. On the day, the offense racked up 377 total net yards and 22 first downs, while holding the ball for 35:09

at San Francisco (10/8) The offense, behind the offensive line, was limited to 197 total net yards, eight first downs and a 22:55 time of possession mark.

at LA Chargers (10/16) Played in his 50th career game and helped the offense post 342 total net yards, 272 passing yards and 20 first downs

vs. LA Rams (10/29) The team exploded for 43 points and 285 passing yards as part of 387 total net yards and 24 first downs. Behind the line's protection, Prescott threw for 304 yards and a season-best four touchdowns.

at Philadelphia (11/5) Helped block for an offense that accumulated 333 net passing yards and 406 total net yards. Prescott amassed 374 yards along with three touchdowns in the air.

vs. N.Y. Giants (11/12) In a historic performance, the offense produced 640 total net yards behind the guidance of the offensive line, the second-most yards gained in a single game in franchise history behind a 652-yard performance in 1966 against Philadelphia (10/9). The unit also tallied a season-best 472 net passing yards - second-most in a single game in franchise history - and 32 first downs - tied for the third-most in a single game in team history. For the first time in franchise history, the offense had two rushers over 50 rushing yards (Pollard - 55; Rico Dowdle - 79) and multiple receivers over 150 receiving yards (Brandin Cooks - 173; and CeeDee Lamb - 151). The line did not allow a sack of a Cowboys quarterback for the second time this season as Prescott passed for a season-best 404 yards on 35 attempts and backup Cooper Rush threw for 68 yards on nine attempts.

at Carolina (11/19) Provided blocking for an offense that totaled 311 net yards, 23 first downs and 107 rushing yards, including a season-high tying four runs of 10-plus yards. The line did not allow a sack for the second straight game, the first time they haven't allowed sacks in back-to-back games since last season (at Minnesota, 11/20 - against N.Y. Giants, 11/24).

vs. Washington (11/23) The offense logged 431 total net yards (second-most of the season) and 21 first downs. Held a clean pocket for Prescott to pass for 331 yards and four touchdowns while not allowing a sack on 33 dropbacks - the fourth game this season the line did not allow a sack.

vs. Seattle (11/30) Part of an offense that rolled up 41 points, 411 total net yards and 33 first downs - tied for the second-most in a game in franchise history.

Tyler Biadasz, cont.

vs. Philadelphia (12/10) Helped the offense compile 394 total net yards, 24 first downs and control the clock for 36:36. The unit scored on every possession in the first half, tallying three touchdowns and a field goal on four drives. It was the first time in 2023 Dallas scored on every first half drive and the first time since scoring on all five first half drives at Minnesota (11/20/22)

at Buffalo (12/17) Made the 50th start of his career. Part of an offense that was limited to a season-low 195 total net yards.

at Miami (12/24) The offense tallied 339 total net yards, 19 first downs and a 31:02 time of possession mark behind the blocking of the offensive line. The unit recorded a 17-play, 69-yard drive to take the lead in the fourth quarter to mark the longest touchdown drive of the season.

vs. Detroit (12/30) Provided protection for an offense that accumulated 384 total net yards, including 345 passing yards by Prescott - his fifth game this season over 300 yards to tie the second-most in a season of his career (2021).

at Washington (1/7/24) The offensive unit rolled up 440 total net yards (second-highest of the season) with the help of the offensive line, its second-highest net yardage total in 2023. Additionally, the offense averaged 5.56 yards-per-carry, the second-highest rushing average of the season. The line also did not allow a sack for the fifth time this season.

26 DaRon Bland, CB

Games/Starts: 2023-17/15 Career-34/23
Playoffs: 2023-0/0 Career-2/2

	Tackles			Sks/ Yds	Tk/ Loss	QB Prs	PBU	FF-FR
	Solo	Asst	Tot					
Last Game	2	1	3				1	
2023	53	19	72		3(-5)	2	15	
Career	93	35	128		4(-7)	4	22	

Playoffs								
Career	10	7	17				1	

	Interceptions					Fumble Recoveries				
	No.	Yds.	Avg.	Lg	TD	No.	Yds.	Avg.	Lg	TD
Last Game	1	0	0.0	0	0					
2023	9	209	23.2	63t	5					
Career	14	228	16.3	63t	5					

	Special Teams				FR	BP	BFG	BXP
	Solo	Asst	Tot	FF				
Career	2	0	2					

- Polished off a historic second pro season where he led the NFL with a career-best nine interceptions, marking the second time in the last three years that a Cowboy led the NFL in interceptions (Trevon Diggs, 11 in 2021). Additionally, he returned five interceptions for touchdowns to set an NFL record for the most pick-sixes in a season in league history. Also set career-highs in tackles (72 - tied for fourth on the defense), tackles for loss (three) and pass breakups (15 - tops on the defense) while starting a career-high 15-of-17 games played.
- Selected to his first Pro Bowl as a starter in 2023.
- Named NFC Defensive Player of the Month (November) after tallying 20 tackles, four pass breakups and three interceptions - including two returned for touchdowns. Earned his first career NFC DPOTM award, and is the fifth Cowboys defender to be named for the award, second cornerback (Diggs). Also during that time became the first player in NFL history with five interception returns for touchdowns in a single season.
- Named NFC Defensive Player of the Week (Week 11) after he logged five tackles, a pass breakup and an interception he returned 30 yards for a touchdown in the fourth quarter - his fourth pick six of the season to tie the NFL single season record. Became the third Cowboys defensive back to earn NFC DPOTW in the past seasons, joining Diggs (Week 4, 2021) and Xavier Woods (Week 9, 2019).
- Served as the defensive captain in Week 5.

at N.Y. Giants (9/10) Had three stops, one for loss, a hurry, a pass breakup and an interception returned 22 yards for his first career score. His six career picks were tied for the most in the NFL since 2022 and tied with Derek Ross for fifth-most in team history through a player's first 18 games. Part of a defense whose 40-0 victory was the largest shutout in team history and largest shutout in a NFL season opener since 1999 when Pittsburgh defeated Cleveland 43-0.

vs. N.Y. Jets (9/17) Logged two tackles and a hurry.
at Arizona (9/24) Made his first start of the season to the tune of six tackles.

vs. New England (10/1) Collected a career-high tying two interceptions - one returned 54 yards for a touchdown - a career-best three pass breakups and four tackles. Became the third cornerback in Cowboys history with multiple interception return touchdowns in the same season, joining Diggs (two) in 2021 and Larry Brown (two) in

1995. It was his second career multi-interception game - first since against Indianapolis (12/4/22) - and his eight interceptions since the start of the 2022 season led the NFL.

at San Francisco (10/8) Posted five tackles and a pass breakup.
at LA Chargers (10/16) Logged four stops and two pass breakups.
vs. LA Rams (10/29) Compiled seven tackles (tied for the team lead), two pass breakups and an interception that he returned 30 yards for a touchdown in the first quarter - his third pick-six of the season. His three interceptions returned for touchdowns in 2023 were the most in a season in franchise history and the most by an NFL player in a season since Marcus Peters had three in 2019. Overall, his nine career interceptions led the NFL since he was drafted in 2022. His nine picks were also the third-most in a Cowboys player's first 24 career games, trailing Everson Walls (17) and Diggs (12).

at Philadelphia (11/5) Played in his 25th career game and had a tackle and a pass breakup.

vs. N.Y. Giants (11/12) Collected his fifth interception of the season, tying his single-season career-high from 2022. Also had four tackles and a pass breakup. Became the second player in franchise history to record five interceptions in each of his first two seasons, joining Walls (11 in 1981 and seven in 1982). His 10 interceptions were the third-most by a Cowboys player in their first two seasons, trailing only Walls (18) and Diggs (14), and were also the most in the NFL since 2022.

at Carolina (11/19) Produced five tackles, a pass breakup and an interception he returned 30 yards for a touchdown in the fourth quarter. It was his sixth interception of the season, fourth pick-six of the year. His six interceptions at that point were a single-season career-high and tied for the league lead at the time with Baltimore's Geno Stone, while his 11 interceptions since the start of 2022 led the NFL. His four interception returns for touchdowns were tied for the most pick-sixes in a season in NFL history, joining Eric Allen (1993), Ken Houston (1971) and Jim Kearney (1972). They were also the most by any player in his first two seasons in NFL history.

vs. Washington (11/23) Led the team with a career-best 10 tackles along with an interception he returned 63 yards for a touchdown and a pass breakup. Set a single-season NFL record with his fifth interception return for a touchdown. His five pick-sixes are also the most in a career by a Cowboys player. His 12 interceptions since the start of 2022 led the league. His 12 interceptions were also the third-most by a Cowboys player in his first two seasons, trailing Walls (18) and Diggs (14). Became the first non-offensive player to score five touchdowns in a season since J.J. Watt in 2014. Topped 100 career tackles (107).

vs. Seattle (11/30) Posted six stops, an interception and a pass breakup. His second half interception was his eighth pick of the season, and his 13 career interceptions were the third-most by a Cowboys player in his first two seasons, trailing Walls (18) and Diggs (14).

vs. Philadelphia (12/10) Contributed five tackles and a career-best two tackles for loss.

at Buffalo (12/17) Added a tackle.

at Miami (12/24) Made two tackles.

vs. Detroit (12/30) Had four stops.

at Washington (1/7/24) Talled three tackles, an interception and a pass breakup. His interception was his career-high ninth of the season to finish 2023 as the NFL's interception leader. It also marked the second time in the last three seasons that a Cowboy led the league in interceptions (Trevon Diggs in 2021), and he has led the team in interceptions in consecutive seasons. He has 14 career interceptions, tied with Diggs for the most by a Cowboys player in his first two seasons

83 Jalen Brooks, WR

Games/Starts: 2023-7/0 Career-7/0
Playoffs: 2023-0/0 Career-0/0

	Receiving				
	Rec.	Yds.	Avg.	Lg	TD
Last Game	1	1	1.0	1	0
2023	6	64	10.7	24	0

Playoffs					
2023					

- Appeared in seven games as a rookie, catching six passes for 64 yards.
- at N.Y. Giants (9/10)** Inactive.
- vs. N.Y. Jets (9/17)** Made the first appearance of his NFL career on offense and special teams but did not record any stats.
- at Arizona (9/24), vs. New England (10/1) and at San Francisco (10/8)** Inactive.
- at LA Chargers (10/16)** Appeared in his second game of the season on offense and special teams.
- vs. LA Rams (10/29) and at Philadelphia (11/5)** Inactive.
- vs. N.Y. Giants (11/12)** Registered his first career receiving statistics - four receptions for 39 yards.
- at Carolina (11/19)** Saw action on offense and special teams.

Jalen Brooks, cont.

vs. Washington (11/23) Hauled in a season-long catch of 24 yards.
vs. Seattle (11/30), vs. Philadelphia (12/10), at Buffalo (12/17)
and at Miami (12/24) Inactive.
vs. Detroit (12/30) Played on offense and special teams.
at Washington (1/7/24) Caught one pass for a yard. Also played on special teams.

33 Damone Clark, LB

Games/Starts: 2023-17/17 Career-27/22
 Playoffs: 2023-0/0 Career-2/0

Last Game	Tackles			Sks/ Yds	Tkl/ Loss	QB Prs	PBU	FF-FR
	Solo	Asst	Tot					
2023	71	44	115		4(-13)	8	2	0-1
Career	103	62	165		5(-16)	9	2	2-1

Playoffs

Last Game	Special Teams			FR	BP	BFG	BXP
	Solo	Asst	Tot				
2023	2	0	2				
Career	4	1	5				

Playoffs

Career	0	1	1	1			
--------	---	---	---	---	--	--	--

- Led the defense in 2023 with a career-high 115 tackles. Also established career-bests in tackles for loss (four), quarterback pressures (eight) and pass breakups (two) while starting a career-high 17 games.
- Served as the defensive captain in Week 10.
- at N.Y. Giants (9/10)** Started in the season opener and contributed five tackles. Part of a defense whose 40-0 victory marked the largest shutout in Cowboys history and the largest shutout in a NFL season opener since 1999 when Pittsburgh defeated Cleveland 43-0.
- vs. N.Y. Jets (9/17)** Added a tackle.
- at Arizona (9/24)** Led the defense with nine tackles and added a tackle on special teams.
- vs. New England (10/1)** Made six stops and a tackle for loss.
- at San Francisco (10/8)** Logged eight tackles on defense and a tackle on special teams.
- at LA Chargers (10/16)** Tallied a team-best nine tackles and a career-high two quarterback pressures.
- vs. LA Rams (10/29)** Tied for the team lead with seven tackles while also adding a quarterback pressure.
- at Philadelphia (11/5)** Led the defense with a career-high 11 tackles along with a tackle for loss. Surpassed 100 career tackles.
- vs. N.Y. Giants (11/12)** Added four stops.
- at Carolina (11/19)** Totaled seven tackles, a tackle for loss and his first career pass breakup.
- vs. Washington (11/23)** Second on the team with nine tackles along with a tackle for loss and a career-high tying two hurries.
- vs. Seattle (11/30)** Had five stops and a quarterback pressure.
- vs. Philadelphia (12/10)** Gathered five tackles, a pass breakup and his first career fumble recovery.
- at Buffalo (12/17)** Led the team with a career-high tying 11 tackles along with two quarterback pressures.
- at Miami (12/24)** In his 25th career game, was second on the defense with nine tackles. Topped 100 tackles (106) on the season.
- vs. Detroit (12/30)** Made four stops.
- at Washington (1/7/24)** Posted five tackles

3 Brandin Cooks, WR

Games/Starts: 2023-16/15 Career-148/135
 Playoffs: 2023-0/0 Career-6/6

Last Game	Receiving					Rushing				
	Rec.	Yds.	Avg.	Lg	TD	Att.	Yds.	Avg.	Lg	TD
2023	54	657	12.2	37	8	5	35	7.0	14	0
Career	684	9,273	13.6	98t	57	55	344	6.3	28	2

Playoffs

Career	29	447	15.4	36	0	2	6	3.0	5	0
--------	----	-----	------	----	---	---	---	-----	---	---

Punt Returns

Last Game	Punt Returns					Kickoff Returns					
	No.	Yds.	Avg.	FC	Lg	TD	No.	Yds.	Avg.	Lg	TD
2023	13	49	3.8	15	15	0	1	12	12.0	12	0
Career	13	49	3.8	15	15	0	1	12	12.0	12	0

- In his first season with the Cowboys in 2023, finished second on the team with eight receiving touchdowns (tied for second in his career), third on the team with 657 receiving yards and fourth with 54 receptions while starting 15-of-16 games.
- Served as the offensive captain in Week 4.
- at N.Y. Giants (9/10)** Started at wide receiver in his first appearance as a Cowboy and caught two passes for 22 yards.
- vs. N.Y. Jets (9/17)** Inactive/Injured-Knee.
- at Arizona (9/24)** Returned to action after a one-game hiatus (knee) and caught two balls for 17 yards.
- vs. New England (10/1)** Made four receptions for 27 yards.
- at San Francisco (10/8)** Recorded his first rush of the season for six yards and also caught one pass for seven yards.
- at LA Chargers (10/16)** Made his 125th career start, caught four passes for 36 yards and his first touchdown of the season - 50th of his career. Also had a 14-yard run. Became the 18th player in NFL history - first since Damiere Byrd in 2022 - with a receiving touchdown with five different teams.
- vs. LA Rams (10/29)** Reeled in three catches for a season-high 49 yards, highlighted by a 25-yard touchdown reception in the fourth quarter. Has recorded a receiving touchdown in back-to-back games for the first time since 2021 while playing for the Houston Texans (at Jacksonville, 12/19 - at San Francisco, 1/2/22).
- at Philadelphia (11/5)** Caught one pass for seven yards.
- vs. N.Y. Giants (11/12)** Produced nine receptions for 173 yards - both season-highs - and a touchdown. His 173 receiving yards tied the second-most in his career. His career-high was 186 yards at Arizona (12/18) while with New Orleans in 2016, which was also the last time Cooks totaled over 170 receiving yards. The last time he reeled in nine catches in a game was in 2021 at Indianapolis (10/17). Totaled 104 receiving yards in the first half today, the sixth time of his career eclipsing 100 yards in the first half of a game.
- at Carolina (11/19)** Made three receptions for 42 yards.
- vs. Washington (11/23)** Led the team with 72 yards on four receptions and a touchdown. Surpassed 9,000 career receiving yards (9,068).
- vs. Seattle (11/30)** Caught four passes for 45 yards and a touchdown, his fifth touchdown reception this season. Also successfully converted a two-point conversion on a catch in the fourth quarter.
- vs. Philadelphia (12/10)** Collected two passes for 37 yards.
- at Buffalo (12/17)** Provided two receptions for 10 yards.
- at Miami (12/24)** Registered two catches for 14 yards and a touchdown and one rush for nine yards. His receiving touchdown was his sixth of the season, tied for the fourth-most in a single season - and most since 2021 - of his career.
- vs. Detroit (12/30)** Finished second on the team with five receptions for 60 yards and a touchdown. Reached seven touchdowns on the season - tied for the third-most in a season of his career, and the most since scoring seven in 2017 while with New England.
- at Washington (1/7/24)** Made six catches for 39 yards and a touchdown. Also rushed once for three yards. Has now reached 50 receptions (54) in nine-of-10 career seasons.

98 Carl Davis, DT

Games/Starts: 2023-3/0 Career-75/19
Playoffs: 2023-0/0 Career-0/0

Last Game	Solo	Tackles		Sks/ Yds	Tkl/ Loss	QB Prs	PBU	FF-FR
		Asst	Tot					
2023	0	3	3					
Career	35	33	68	2.5(-28)	5(-24)	3	3	0-1

Playoffs

Last Game	No.	Interceptions				No.	Fumble Recoveries			
		Yds.	Avg.	Lg	TD		Yds.	Avg.	Lg	TD
Career	1	17	17.0	17	0	1	17	17.0	17	0

- Signed with Dallas' practice squad on Nov. 16 and was elevated three times in 2023 to tally three tackles in those contests.

at Buffalo (12/17) Elevated from the practice squad to make his Cowboys debut to the tune of two tackles.

at Miami (12/24) Was elevated for the second straight week to play along the defensive line but did not record any stats.

vs. Detroit (12/30) Elevated from the practice squad for the third straight week to play in his 75th career game and assisted on a tackle.

34 Malik Davis, RB

Games/Starts: 2023-3/0 Career-15/0
Playoffs: 2023-0/0 Career-2/0

Last Game	Att.	Rushing			TD	Rec.	Receiving			
		Yds.	Avg.	Lg			Yds.	Avg.	Lg	TD
2023										
Career	38	161	4.2	23t	1	6	63	10.5	18	0

Playoffs

Last Game	Solo	Special Teams			FF	FR	BP	BFG	BXP
		Asst	Tot	FF					
2023	1	1	2						
Career	3	1	4						

- Spent the regular season on the practice squad and was elevated three times where he played mainly on special teams and had two special teams tackles in 2023.

at LA Chargers (10/16) Elevated from the practice squad to make his first appearance of the season on special teams and had a tackle.

at Buffalo (12/17) In his second elevation of the season from the practice squad, made a tackle on special teams.

at Miami (12/24) Elevated for the third time this season from the practice squad and played on special teams.

7 Trevon Diggs, CB

Games/Starts: 2023-2/2 Career-47/46
Playoffs: 2022-2/2 Career-3/3

Last Game	Solo	Tackles		Sks/ Yds	Tkl/ Loss	QB Prs	PBU	FF-FR
		Asst	Tot					
2023	4	2	6				3	1-0
Career	150	27	177	1.0(0)	1(-1)		52	2-1

Playoffs

Last Game	No.	Interceptions				No.	Fumble Recoveries			
		Yds.	Avg.	Lg	TD		Yds.	Avg.	Lg	TD
2023	1	8	8.0	8	0					
Career	18	203	11.5	59t	2	1	17	17.0	17	0

- Limited to only two games in 2023 after suffering a knee injury during practice entering Week 3. Finished the year with six tackles, three pass breakups, one interception and a forced fumble.

Placed on Reserve/Injured on Sept. 23 with a knee injury.

at N.Y. Giants (9/10) Started at cornerback in the season opener and posted three tackles, a pass breakup and a forced fumble. Part of a defense whose 40-0 victory marked the largest shutout in Cowboys history and the largest shutout in a NFL season opener since 1999 when Pittsburgh defeated Cleveland 43-0.

vs. N.Y. Jets (9/17) Talled three stops, two pass breakups and an interception of the season. His 18 interceptions were tied with J.C. Jackson for the most interceptions in the NFL since 2020 and are tied for 11th in a NFL player's first 47 career games.

23 Rico Dowdle, RB

Games/Starts: 2023-16/0 Career-36/0
Playoffs: 2023-0/0 Career-0/0

Last Game	Att.	Rushing				Rec.	Receiving			
		Yds.	Avg.	Lg	TD		Yds.	Avg.	Lg	TD
2023	89	361	4.1	21	2	17	144	8.5	32	2
Career	96	385	4.0	21	2	17	144	8.5	32	2

Playoffs

Last Week	No.	Kickoff Returns			
		Yds.	Avg.	Lg	TD
2023	6	86	14.3	22	0
Career	10	238	23.8	64	0

Special Teams

Last Game	Solo	Asst	Tot	FF	FR	BP	BFG	BXP
Career	4	1	5					

- Served as the No. 2 running back behind Tony Pollard in 2023 as he finished second on the team with 89 rushes for 361 yards and two touchdowns - all career-highs. Also collected 17 passes for 144 yards and two touchdowns - career-bests - and returned six kickoffs for 86 yards while playing in a career-high 16 games. Also added a tackle on special teams.

Served as the offensive captain in Week 11.

at N.Y. Giants (9/10) In a reserve role, rushed six times for 24 yards.

vs. N.Y. Jets (9/17) Carried the ball seven times for 26 yards and caught his first career pass for 17 yards.

at Arizona (9/24) Rushed four times for 21 yards, caught a career-high three passes for 25 yards and scored his first career touchdown on a 15-yard reception in the second quarter. Part of a rushing attack that accumulated a season-high 185 rushing yards and 12 rushing first downs - tied for the most rushing first downs in a game since Head Coach Mike McCarthy arrived in 2020 - against Carolina (10/3/21) and at Minnesota (11/20/22).

vs. New England (10/1) Had nine yards on three carries and eight yards on one reception before leaving the game in the second quarter with a hip injury and did not return.

at San Francisco (10/8) Played in his 25th career game and recorded five rushes for 15 yards and his first two kickoff returns of the season for 35 yards after returner KaVontae Turpin was forced out of the game due to injury (ankle).

at LA Chargers (10/16) Rushed three times for 12 yards.

vs. LA Rams (10/29) Contributed 18 yards on five rushes, seven yards on two receptions and returned a kickoff eight yards.

at Philadelphia (11/5) Toted the ball twice for eight yards and returned one kickoff 31 yards.

vs. N.Y. Giants (11/12) Compiled career-highs in carries (12), rushing yards (79) and long rush (21) along with his first career rushing touchdown. Also returned one kickoff 11 yards and made an assisted tackle on special teams. Part of an offense that produced two rushers over 50 rushing yards (Dowdle - 79; Pollard - 55) and multiple receivers over 150 receiving yards (Brandin Cooks - 173; CeeDee Lamb - 151) for the first time in franchise history.

at Carolina (11/19) Rushed eight times for 23 yards and lost three yards on two receptions.

vs. Washington (11/23) Had 11 yards on three rushes and caught a 15-yard touchdown pass - his second receiving score of the season.

vs. Seattle (11/30) Rushed five times for 15 yards and caught one pass for seven yards.

vs. Philadelphia (12/10) Ran the ball a career-high tying 12 times for 46 yards and a touchdown - second of his career - and caught one pass for six yards.

at Buffalo (12/17) Recorded four yards on three rushes and eight yards on two catches.

at Miami (12/24) Rushed twice for four yards on offense and returned one kickoff for a yard.

vs. Detroit (12/30) Inactive/Injured-Ankle.

at Washington (1/7/24) Returned to action to rush for 46 yards on nine carries - including a long rush of 20 yards - and also posted a career-high 54 receiving yards on a career-high tying three receptions.

71 Chuma Edoga, OL

Games/Starts: 2023-17/6 Career-42/19
Playoffs: 2023-0/0 Career-0/0

- In his first season with Dallas in 2023, played in all 17 games and had six starts - four at left tackle and two at left guard.
- at N.Y. Giants (9/10)** In his Cowboys debut, started at left guard in place of an injured Tyler Smith (hamstring). Blocked for an offense that generated 265 total net yards, including 122 yards on the ground. The offensive line also did not allow a sack of Dak Prescott during 24 dropbacks as he passed for 143 yards. Briefly left the game in the third quarter but returned.
- vs. N.Y. Jets (9/17)** Started his second straight game at left guard for Tyler Smith (hamstring) but left in the second half due to an elbow injury. Part of an offense that commanded the time of possession with a mark of 42:15, the second-highest amount for a non-over-time, regular season game in franchise history. Collectively, the offense compiled 382 total net yards and 26 first downs
- at Arizona (9/24)** Started at left tackle in place of an injured Tyron Smith (knee). Blocked for an offense that accumulated a season-high 416 total net yards and 185 rushing yards. The offense also notched 26 first downs, including a season-best 12 rushing first downs that tied the most rushing first downs in a game since Head Coach Mike McCarthy arrived in 2020 - against Carolina (10/3/21) and at Minnesota (11/20/22).
- vs. New England (10/1)** Once again got the start at left tackle in place of Tyron Smith (knee). Assisted the offense in compiling four drives of 10-plus plays, giving the Dallas offense a league-leading 16 on the season. On the day, the offense racked up 377 total net yards and 22 first downs, while holding the ball for 35:09
- at San Francisco (10/8)** Played on offense and special teams.
- at LA Chargers (10/16)** Saw time on special teams.
- vs. LA Rams (10/29)** Made his fifth start of the season - third at left tackle for an injured Tyron Smith (neck). The team exploded for a season-high 43 points and 285 passing yards as part of 387 total net yards and 24 first downs. Behind the line's protection, Prescott threw for 304 yards and a season-best four touchdowns. Left the game in the fourth quarter with an ankle injury and did not return.
- at Philadelphia (11/5)** Played limited snaps on offense.
- vs. N.Y. Giants (11/12)** and **at Carolina (11/19)** Saw action on offense and special teams.
- vs. Washington (11/23)** Played on special teams.
- vs. Seattle (11/30)** and **vs. Philadelphia (12/10)** Saw time on offense and special teams.
- at Buffalo (12/17)** Played on special teams.
- at Miami (12/24)** Made his sixth start of the season, this time at left tackle in place of an injured Tyron Smith (back). The offense tallied 339 total net yards, 19 first downs and a 31:02 time of possession mark behind the blocking of the offensive line. The unit recorded a 17-play, 69-yard drive to take the lead in the fourth quarter to mark the longest touchdown drive of the season.
- vs. Detroit (12/30)** Saw time on special teams.
- at Washington (1/7/24)** Played on offense and special teams.

93 Viliami Fehoko, DL

Games/Starts: 2023-0/0 Career-0/0
Playoffs: 2023-0/0 Career-0/0

Last Game	Tackles			Sks/ Yds	Tkl/ Loss	QB Prs	PBU	FF-FR
	Solo	Asst	Tot					
2023								

Playoffs

- 2023
- Was inactive for the first nine games of his rookie season in 2023 before being placed on the Reserve/Injured list on Nov. 18, was activated on Jan. 3, 2024 and inactive for the season finale
 - Placed on Reserve/Injured on Nov. 18 with a knee injury and activated on Jan. 3, 2024.
 - at N.Y. Giants (9/10), vs. N.Y. Jets (9/17), at Arizona (9/24), vs. New England (10/1), at San Francisco (10/8), at LA Chargers (10/16), vs. LA Rams (10/29), at Philadelphia (11/5) and vs. N.Y. Giants (11/12)** Inactive.
 - at Washington (1/7/24)** Inactive.

48 Princeton Fant, TE

Games/Starts: 2023-2/0 Career-2/0
Playoffs: 2023-0/0 Career-0/0

Last Game	Receiving				
	Rec.	Yds.	Avg.	Lg	TD
2023	65	692	10.6	40	5

Playoffs

2023

- Spent his rookie season on the practice squad in 2023 and was elevated for two games where he played on special teams.
- vs. Seattle (11/30)** Elevated from the practice squad on Nov. 30 to make his NFL debut on special teams.
- vs. Philadelphia (12/10)** Elevated for the second straight week to play in his second game on special teams.

87 Jake Ferguson, TE

Games/Starts: 2023-17/16 Career-33/24
Playoffs: 2023-0/0 Career-2/2

Last Game	Receiving				
	Rec.	Yds.	Avg.	Lg	TD
2023	71	761	10.7	40	5
Career	90	935	10.4	40	7

Playoffs

Career

Career	Special Teams							
	Solo	Asst	Tot	FF	FR	BP	BFG	BXP
1	0	-	1					

Playoffs

Career

- As the No. 1 tight end in 2023, finished second on the offense with 71 receptions for 761 yards and was third with five touchdowns while starting 16-of-17 games - all career-highs. Became only the third tight end in franchise history to record 70 receptions and 700 yards in a single season, joining Jason Witten (nine times) and Dalton Schultz (once).
- Served as the offensive captain in Week 8.
- at N.Y. Giants (9/10)** Opened the season as the team's starting tight end, catching two passes for 11 yards.
- vs. N.Y. Jets (9/17)** Hauled in three passes for 11 yards and his first touchdown of the season on a four-yard reception in the first quarter.
- at Arizona (9/24)** Had five receptions for 48 yards.
- vs. New England (10/1)** Led all receivers in the game with a career-best seven receptions and 77 receiving yards. Converted five of the Cowboys 22 first downs. The last Cowboys tight end with five first down eceptions was Schultz against Houston (12/11/22).
- at San Francisco (10/8)** Made three grabs for 28 yards. Passed Martellus Bennett (323) for the third-most receiving yards by a Cowboys tight end in the first 21 games of his career.
- at LA Chargers (10/16)** Had one catch for 15 yards.
- vs. LA Rams (10/29)** Reeled in four receptions for 47 yards and caught an 18-yard touchdown pass on Dallas' opening drive, the longest touchdown reception of his career.
- at Philadelphia (11/5)** Tied a career-high in receptions (seven) while gaining a career-best 91 receiving yards and securing a touchdown through the air, his third score of the season. Became the fifth tight end in franchise history with five receiving touchdowns in his first two seasons - first since Gavin Escobar (2013-14). His career-long 40-yard reception in the second quarter was the longest catch by a Cowboys tight end since Blake Jarwin had a 42-yard touchdown reception in 2019 at the N.Y. Giants (11/4).
- vs. N.Y. Giants (11/12)** Played in his 25th career game and caught four passes for 26 yards and a touchdown, his third consecutive game with a score. Became the first Cowboys tight end with a touchdown catch in three consecutive games since Witten (three) in 2011.
- at Carolina (11/19)** Collected three passes for 32 yards, including a long catch of 24 yards.
- vs. Washington (11/23)** Hauled in a 35-yard pass.

vs. Seattle (11/30) Tallied six receptions for 77 yards and the game-winning touchdown, his fifth score of the season. His seven career touchdown receptions tied Witten for the second-most touchdown catches by a Cowboys tight end in the first two seasons of a career.

vs. Philadelphia (12/10) Led the offense with 72 yards on five catches (third). Became the fifth tight end in Cowboys history to reach 50 receptions (51) and 500 receiving yards (570) in a single season.

at Buffalo (12/17) Second on the team with six receptions for 44 yards.

at Miami (12/24) Finished second on the team with four receptions for 45 yards (third). Became the fifth tight end in franchise history - first since Schultz in 2021 - to top 60 receptions (61) in a single season.

vs. Detroit (12/30) Collected four passes for 33 yards. Passed Billy Joe Dupree (858) for the second-most receiving yards by a Cowboys tight end in his first two seasons

at Washington (1/7/24) Was second on the team with 69 yards on six receptions (tied for second). Surpassed Bennett (85) for the eighth-most receptions by a Cowboys tight end in team history, and Mike Ditka (924) for the ninth-most receiving yards in franchise history. Became only the third tight end in franchise history to record 70 receptions (71) and 700 yards (761) in a single season, joining Witten (nine times) and Schultz (once).

56 Dante Fowler, DE

Games/Starts: 2023-17/0 Career-125/40
Playoffs: 2023-0/0 Career-8/3

Last Game	Tackles			Sks/ Yds	Tkl/ Loss	QB Prs	PBU	FF-FR
	Solo	Asst	Tot					
2023	5	2	7	1.5(-8)	3(-10)	32	3	1-0
Career	159	68	227	45.0(-316)	50(-171)	120	19	13-5
Playoffs								
Career	14	4	18	3.5(-12.5)	6(-25)	7	1	0-0

Career	Interceptions					Fumble Recoveries				
	No.	Yds.	Avg.	Lg	TD	No.	Yds.	Avg.	Lg	TD
	5	79	15.8	53t	2					

- Tallied seven tackles, three tackles for loss, 4.0 sacks (tied for fourth on the defense), 32 quarterback pressures (fourth), three pass breakups and a forced fumble while playing in all 17 games in 2023.
- Served as the defensive captain in Week 16.

at N.Y. Giants (9/10) Tallied four quarterback pressures and a career-high tying two pass breakups. Part of a defense whose 40-0 victory marked the largest shutout in Cowboys history and the largest shutout in a NFL season opener since 1999 when Pittsburgh defeated Cleveland 43-0.

vs. N.Y. Jets (9/17) Added a tackle.

at Arizona (9/24) Contributed two hurries.

vs. New England (10/1) Recorded a strip sack - his first sack of the season - that resulted in Leighton Vander Esch scooping up the forced fumble and returning it 11 yards for a touchdown in the second quarter. Also had two quarterback pressures.

at San Francisco (10/8) Recorded a tackle and a tackle for loss.

at LA Chargers (10/16) Notched three hurries and a pass deflection

vs. LA Rams (10/29) Compiled a tackle, a tackle for loss and a quarterback pressure - the 100th of his career.

at Philadelphia (11/5) Had a quarterback hurry.

vs. N.Y. Giants (11/12) Registered a career-best five quarterback pressures along with a sack and a tackle.

at Carolina (11/19) Logged three quarterback pressures.

vs. Washington (11/23) Posted a half sack and two hurries.

vs. Seattle (11/30) Added three quarterback pressures.

vs. Philadelphia (12/10) Tallied two tackles and two hurries.

at Buffalo (12/17) and **at Miami (12/24)** Had one hurry.

vs. Detroit (12/30) Recorded a tackle and a tackle for loss that served as the 50th of his career.

at Washington (1/7/24) Played in his 125th career game and recorded a game and season-high 1.5 sacks along with two hurries.

96 Neville Gallimore, DT

Games/Starts: 2023-17/0 Career-52/14
Playoffs: 2023-0/0 Career-2/1

Last Game	Tackles			Sks/ Yds	Tkl/ Loss	QB Prs	PBU	FF-FR
	Solo	Asst	Tot					
2023	8	9	17	1.0(-6)	1(-2)	7	1	
Career	46	40	86	4.0(-27)	8(-23)	31	3	0-0

Playoffs								
Career	3	2	5					

- Played in a career-high 17 games in 2023 to post 17 tackles, a tackle for loss, a sack, seven hurries and a pass breakup.
- Served as the defensive captain in Week 18.

at N.Y. Giants (9/10) Added two quarterback hurries. Part of a defense whose 40-0 victory marked the largest shutout in Cowboys history and the largest shutout in a NFL season opener since 1999 when Pittsburgh defeated Cleveland 43-0.

vs. N.Y. Jets (9/17) Assisted on a tackle.

at Arizona (9/24) Played along the defensive line.

vs. New England (10/1) Made two tackles, a tackle for loss and added a quarterback pressure.

at San Francisco (10/8) Notched a tackle.

at LA Chargers (10/16) Saw action on defense.

vs. LA Rams (10/29) Added a hurry, a pass breakup and a tackle.

at Philadelphia (11/5) Played on defense.

vs. N.Y. Giants (11/12) Logged a season-best three tackles, tied his season-best with two hurries and collared his first sack of the season.

at Carolina (11/19) and **vs. Washington (11/23)** Assisted on a tackle.

vs. Seattle (11/30) Saw time on the defensive line rotation.

vs. Philadelphia (12/10) Posted two stops.

at Buffalo (12/17) Notched a tackle.

at Miami (12/24) Played in his 50th career game and assisted on a tackle.

vs. Detroit (12/30) Recorded a tackle and a hurry.

at Washington (1/7/24) Assisted on two tackles.

13 Michael Gallup, WR

Games/Starts: 2023-17/13 Career-86/67
Playoffs: 2023-0/0 Career-4/3

Last Game	Receiving				
	Rec.	Yds.	Avg.	Lg	TD
2023	34	418	12.3	41t	2
Career	266	3,744	14.1	62	21

Playoffs					
Career	13	183	14.1	44	2

- Collected 34 receptions for 418 yards and two touchdowns while starting 13-of-17 games in 2023.
- Served as the offensive captain in Week 12.

at N.Y. Giants (9/10) Made one reception for 10 yards.

vs. N.Y. Jets (9/17) Had one grab for three yards.

at Arizona (9/24) Led all receivers with six receptions for 92 yards - both season-highs. His six receptions were the most in a game since he had six against Philadelphia (12/27/20), and the last time he had 90-plus receiving yards in a game was 106 against Las Vegas (11/25/21).

vs. New England (10/1) Finished second amongst all receivers in the game with five catches for 60 yards.

at San Francisco (10/8) Caught two passes for 15 yards.

at LA Chargers (10/16) Played in his 75th career game and made three receptions for 24 yards.

vs. LA Rams (10/29) Made two receptions for 20 yards.

at Philadelphia (11/5) Registered two catches for 19 yards.

vs. N.Y. Giants (11/12) Hauled in two passes for 70 yards, including his first touchdown of the season - 20th of his career - on a 41-yard reception.

at Carolina (11/19) Notched three receptions for 31 yards.

Michael Gallup, cont.

- vs. Washington (11/23)** Grabbed one pass for 13 yards.
- vs. Seattle (11/30)** Played on offense but did not make a reception - the fourth time that has happened in his career.
- vs. Philadelphia (12/10)** Caught three passes for 48 yards and a touchdown - his second of the season.
- at Buffalo (12/17)** Made one reception for nine yards.
- at Miami (12/24)** Had two catches for four yards.
- vs. Detroit (12/30)** Held without a reception for the second time this season - fifth time of his career.
- at Washington (1/7/24)** Did not make a catch for the second straight game - sixth time in his career.

21 Stephon Gilmore, CB

Games/Starts: 2023-17/17 Career-165/158
Playoffs: 2023-0/0 Career-7/7

	Tackles			Sks/ Yds	Tk/ Loss	QB Prs	PBU	FF-FR
	Solo	Asst	Tot					
Last Game	6	0	6				1	
2023	55	14	69				13	1-0
Career	482	80	562	1.0(-7)	8(-17)	1	140	8-3

Playoffs								
Career	18	1	19				11	1-0

	Interceptions					Fumble Recoveries				
	No.	Yds.	Avg.	Lg	TD	No.	Yds.	Avg.	Lg	TD
Last Game	2	0	0.0	0	0					
2023	2	0	0.0	0	0					
Career	31	496	16.0	64t	2	3	0	0.0	0	0

Playoffs										
Career	2	0	0.0	0	0					

- In his first season with Dallas in 2023, registered a career-high 69 tackles (sixth on the defense), 13 pass breakups (second), two interceptions and a forced fumble while starting all 17 games.
- Served as the defensive captain in Week 11.
- at N.Y. Giants (9/10)** Started his Cowboys debut to the tune of five tackles, a season-high three pass breakups and an interception. His interception was the 30th of his career - fourth among active NFL defenders. Part of a defense whose 40-0 victory marked the largest shutout in Cowboys history and the largest shutout in a NFL season opener since 1999 when Pittsburgh defeated Cleveland 43-0.
- vs. N.Y. Jets (9/17)** Played in his 150th career game, and his five tackles allowed him to surpass 500 for his career.
- at Arizona (9/24)** Posted three stops and a pass breakup.
- vs. New England (10/1)** Added two stops.
- at San Francisco (10/8)** Had six tackles and a breakup.
- at LA Chargers (10/16)** Tallied three tackles, a pass breakup and the game-clinching interception on the Chargers final offensive possession. It was also his ninth career interception in the fourth quarter - tied for the sixth-most fourth quarter interceptions among active NFL players.
- vs. LA Rams (10/29)** Made four tackles and a pass breakup.
- at Philadelphia (11/5)** Had four stops.
- vs. N.Y. Giants (11/12)** Made his 150th career start and posted a tackle and two pass breakups.
- at Carolina (11/19)** Added two tackles.
- vs. Washington (11/23)** Logged six tackles and a pass breakup.
- vs. Seattle (11/30)** Added a tackle and a pass breakup.
- vs. Philadelphia (12/10)** Led the defense with a career-high nine tackles while also forcing a fumble. It was his eighth career forced fumble, first of the season, and first since 2020 at Kansas City (10/5) while he was with New England.
- at Buffalo (12/17)** Notched five stops and a pass breakup.
- at Miami (12/24)** Tallied five tackles
- vs. Detroit (12/30)** Had two stops.
- at Washington (1/7/24)** Finished second on the defense with six tackles and a pass breakup before leaving the game late in the second quarter with a shoulder injury and did not return.

99 Chauncey Golston, DE

Games/Starts: 2023-17/3 Career-47/3
Playoffs: 2023-0/0 Career-3/0

	Tackles			Sks/ Yds	Tk/ Loss	QB Prs	PBU	FF-FR
	Solo	Asst	Tot					
Last Game	0	1	1					
2023	9	15	24	1.5(-12)	1(-1)	12		1-0
Career	43	36	79	3.5(-21)	2(-3)	27	2	1-1

Playoffs								
Career	0	2	2				3	

	Special Teams			FR	BP	BFG	BXP
	Solo	Asst	Tot				
Last Game	1	0	1				
2023	2	2	4				
Career	2	2	4				1

- In 2023 started three-of-17 games played - both career-highs - and logged 24 tackles, a tackle for loss, a career-best 1.5 sacks, a career-high 12 quarterback pressures and a forced fumble on defense. Also tied for the team lead with a career-high four special teams tackles, notched his first career blocked extra point and successfully converted his first career two point conversion on a catch from punter Bryan Anger on a fake PAT attempt.
- Served as the special teams captain in Week 13.
- Served as the defensive captain in Week 17.
- at N.Y. Giants (9/10)** Tallied a tackle, a sack, two quarterback pressures and his first career forced fumble. His sack contributed to a team seven sacks, second-most in a season opener in team history, trailing only the nine against Pittsburgh (9/4/94). Part of a defense whose 40-0 victory marked the largest shutout in Cowboys history and the largest shutout in a NFL season opener since 1999 when Pittsburgh defeated Cleveland 43-0.
- vs. N.Y. Jets (9/17)** Logged his first career start and had a tackle and a quarterback pressure.
- at Arizona (9/24)** Assisted on two tackles.
- vs. New England (10/1)** In his second start of the season, tallied two tackles and a quarterback pressure. Also caught a pass from punter Anger on a fake PAT attempt for a successful two-point try.
- at San Francisco (10/8)** Added two tackles.
- at LA Chargers (10/16)** Played on defense and special teams.
- vs. LA Rams (10/29)** Notched a tackle.
- at Philadelphia (11/5)** Had two tackles and two hurries.
- vs. N.Y. Giants (11/12)** In his third start of the season logged, a tackle and a quarterback pressure.
- at Carolina (11/19)** Notched a half sack.
- vs. Washington (11/23)** Posted a season-high four tackles and a hurry on defense, while adding his first career special teams tackle.
- vs. Seattle (11/30)** Saw time on defense and special teams.
- vs. Philadelphia (12/10)** Provided two tackles, a tackle for loss and a quarterback pressure.
- at Buffalo (12/17)** Tallied two tackles and a hurry on defense along with an assisted tackle on special teams.
- at Miami (12/24)** Made two tackles.
- vs. Detroit (12/30)** Registered a tackle and two hurries on defense and a tackle on special teams.
- at Washington (1/7/24)** Provided a tackle on defense and a tackle on special teams.

29 C.J. Goodwin, CB

Games/Starts: 2023-5/0 Career-102/1
Playoffs: 2023-0/0 Career-8/0

Last Game	Solo	Tackles		Sks/ Yds	Tkl/ Loss	QB Prs	PBU	FF-FR
		Asst	Tot					
2023	0	2	2					
Career	13	4	15			2	2	

Playoffs								
Career	3	0	3				1	

Last Game	Solo	Asst	Tot	Special Teams			
				FF	FR	BP	BFG
2023	3	0	3				
Career	43	14	57	1			

Playoffs								
Career	2	2	4					

Last Game	Punt Returns				
	No.	Yds.	Avg.	FC	Lg
2023	0	73	-	0	73
Career	0	73	-	0	73

- Limited to only five games in 2023 after suffering a pectoral injury in Week 5 that landed him on Reserve/Injured. Finished with two tackles on defense and three tackles on special teams (tied for fourth on the team).
- Placed on Reserve/Injured on Oct. 16 with a pectoral injury.
- Signed to the active roster on Sept. 23.
- Served as the special teams captain in Week 1.
- at **N.Y. Giants (9/10)** Promoted from the practice squad and saw time on special teams and defense, where he assisted on two tackles.
- vs. **N.Y. Jets (9/17)** Called up from the practice squad for the second straight week and played on special teams.
- at **Arizona (9/24)** Played in his 100th career game and led the team with two special teams tackles.
- vs. **New England (10/1)** Saw time on special teams.
- at **San Francisco (10/8)** Posted a tackle on special teams before leaving the game with a shoulder/pec injury and did not return.

95 Johnathan Hankins, DT

Games/Starts: 2023-14/14 Career-152/134
Playoffs: 2023-0/0 Career-4/2

Last Game	Solo	Tackles		Sks/ Yds	Tkl/ Loss	QB Prs	PBU	FF-FR
		Asst	Tot					
2023	12	19	31	3.0(-18)		3	2	
Career	228	181	409	17.5(-107)	37(-87)	52	12	3-3

Playoffs								
Career	6	4	10	2.0(-10)	1(-1)			

Last Game	No.	Interceptions				Fumble Recoveries			
		Yds.	Avg.	Lg	TD	No.	Yds.	Avg.	Lg
2023	0					3	0	0.0	0
Career	0					3	0	0.0	0

- In his second season in Dallas - first full season - started all 14 games played in 2023 and logged 31 tackles, 3.0 sacks, three quarterback pressures and two pass breakups.
- Served as the defensive captain in Week 13.
- at **N.Y. Giants (9/10)** Started at defensive tackle and made two tackles. Part of a defense whose 40-0 victory marked the largest shutout in Cowboys history and the largest shutout in a NFL season opener since 1999 when Pittsburgh defeated Cleveland 43-0.
- vs. **N.Y. Jets (9/17)** Assisted on a tackle.
- at **Arizona (9/24)** Assisted on a season-high six tackles.
- vs. **New England (10/1)** Had a tackle and quarterback pressure.
- at **San Francisco (10/8)** In his 125th career start, logged a career-best two pass breakups while also adding four tackles.
- at **LA Chargers (10/16)** Added a tackle.
- vs. **LA Rams (10/29)** Assisted on a tackle.
- at **Philadelphia (11/5)** Had two assisted tackles.
- vs. **N.Y. Giants (11/12)** Tallied four tackles to reach 400 for his career.
- at **Carolina (11/19)** Assisted on a tackle.
- vs. **Washington (11/23)** Registered a season-best 2.0 sacks, two tackles and a quarterback pressure. His 2.0 sacks were the second-most in a single game of his career, his second career game with 2.0-or-more sacks and his first sack since 2020 when he had one sack against Miami (12/26) while playing for the Raiders.
- vs. **Seattle (11/30)** Logged four tackles and a sack - his second straight game with a quarterback takedown - while playing in his 150th career game.

- vs. **Philadelphia (12/10)** Played along the defensive front before an ankle injury in the third quarter forced him out of the game, and he did not return.
- at **Buffalo (12/17)**, at **Miami (12/24)** and vs. **Detroit (12/30)** Inactive/Injured-Knee/Ankle.
- at **Washington (1/7/24)** Returned to the starting lineup after a three-game hiatus (knee) to the tune of two tackles and a hurry.

89 Peyton Hendershot, TE

Games/Starts: 2023-8/1 Career-25/3
Playoffs: 2023-0/0 Career-1/0

Last Game	Rec.	Receiving			TD	Att.	Rushing		
		Yds.	Avg.	Lg			Yds.	Avg.	Lg
2023	4	24	24.0	24	0	1	0	0.0	0
Career	15	141	9.4	29	2	2	2	1.0	2t 1

Playoffs									
Career	0	1	1	1	0	1	1	1	1

Last Game	Solo	Asst	Tot	Special Teams			
				FF	FR	BP	BFG
2023	1	1	2			1	
Career	4	2	6			1	

- Limited to eight games with one start in 2023 due to an ankle injury, catching four passes for 38 yards. Also made two tackles on special teams and blocked his first career punt.
- Placed on Reserve/Injured on Oct. 12 with an ankle injury, returned to practice Nov. 15 and activated on Dec. 6.
- Served as the special teams captain in Week 3.
- Served as the offensive captain in Week 17.
- at **N.Y. Giants (9/10)** Played on offense and special teams.
- vs. **N.Y. Jets (9/17)** Rushed once for no gain.
- at **Arizona (9/24)** Had his first reception of the season for three yards.
- vs. **New England (10/1)** and at **San Francisco (10/8)** Inactive/Injured-Ankle.
- vs. **Philadelphia (12/10)** Returned to the field after a nine-game absence and played on offense and special teams.
- at **Buffalo (12/17)** Made one reception for five yards.
- at **Miami (12/24)** Notched his first tackle of the season.
- vs. **Detroit (12/30)** Made his first start this season - third of his career - when the offense opened up in a two tight end set and caught one pass for six yards.
- at **Washington (1/7/24)** Hauled in a season-long pass of 24 yards on offense and logged a tackle on special teams and blocked his first career punt.

67 Brock Hoffman, C

Games/Starts: 2023-17/2 Career-20/2
Playoffs: 2023-0/0 Career-1/0

- Played in all 17 games in 2023 for the first time of his career, including his first two career starts - once at center and once at right guard.
- Served as the offensive captain in Week 15.
- Signed to the active roster on Sept. 30.
- at **N.Y. Giants (9/10)** Promoted from the practice squad and played on offense and special teams.
- vs. **N.Y. Jets (9/17)** Called up from the practice squad for the second straight week to play on special teams.
- at **Arizona (9/24)** Made his first career start at center for an injured Tyler Biadasz (hamstring). Blocked for an offense that accumulated 416 total net yards and a season-high 185 rushing yards. The offense also notched 26 first downs, including a season-best 12 rushing first downs that tied the most rushing first downs in a game since Head Coach Mike McCarthy arrived in 2020 - against Carolina (10/3/21) and at Minnesota (11/20/22).
- vs. **New England (10/1)** and at **San Francisco (10/8)** Played on offense and special teams.
- at **LA Chargers (10/16)** Saw time on special teams.
- vs. **LA Rams (10/29)** Saw action on offense and special teams.
- at **Philadelphia (11/5)** Played on special teams.
- vs. **N.Y. Giants (11/12)** and at **Carolina (11/19)** Played on offense and special teams.
- vs. **Washington (11/23)**, vs. **Seattle (11/30)**, vs. **Philadelphia (12/10)**, at **Buffalo (12/17)**, at **Miami (12/24)** and vs. **Detroit (12/30)** Saw time on special teams.
- at **Washington (1/7/24)** Made his second career start - first at right guard for Zack Martin (illness). The offensive unit rolled up 440 total net yards with the help of the offensive line, its second-highest net yardage total in 2023. Additionally, the offense averaged 5.56 yards-per-carry, the second-highest rushing average of the season. The line also did not allow a sack for the fifth time this season.

28 Malik Hooker, S

Games/Starts: 2023-16/15 Career-83/59
Playoffs: 2023-0/0 Career-4/3

	Tackles			Sks/ Yds	Tk/ Loss	QB Prs	PBU	FF-FR
	Solo	Asst	Tot					
Last Game.....	0	1	1					
2023.....	30	26	56		2(-3)	1	3	1-1
Career.....	192	98	290		7(-14)	1	19	1-4

Playoffs

Career.....	9	13	22					
-------------	---	----	----	--	--	--	--	--

	Interceptions					Fumble Recoveries				
	No.	Yds.	Avg.	Lg	TD	No.	Yds.	Avg.	Lg	TD
Last Game.....										
2023.....	1	0	0.0	0	0	1	0	0.0	0	0
Career.....	12	175	14.6	32	0	4	41	10.3	38t	1

Special Teams

	Solo			Asst			Tot
	Solo	Asst	Tot	Solo	Asst	Tot	
Career.....	1	0	1				

- In 2023 totaled 56 tackles, two tackles for loss, a quarterback pressure, three pass breakups, an interception, a forced fumble and a fumble recovery in 15 starts in 16 games played.
- Served as the defensive captain in Week 4.

at N.Y. Giants (9/10) Posted five tackles in a start at safety. Part of a defense whose 40-0 victory marked the largest shutout in Cowboys history and the largest shutout in a NFL season opener since 1999 when Pittsburgh defeated Cleveland 43-0.

vs. N.Y. Jets (9/17) Pulled in his first interception of the season along with two pass breakups and two tackles.

at Arizona (9/24) Tallied six stops.

vs. New England (10/1) Registered three tackles to reach 250 for his career.

at San Francisco (10/8) Tied for second on the defense with nine stops.

at LA Chargers (10/16) Made his 50th career start to the tune of two tackles.

vs. LA Rams (10/29) Added a tackle.

at Philadelphia (11/5) Played in his 75th career game and totaled six tackles, a tackle for loss and his first career forced fumble.

vs. N.Y. Giants (11/12) Notched three stops.

at Carolina (11/19) Posted five tackles

vs. Washington (11/23) Registered six tackles and his first career hurry.

vs. Seattle (11/30) Had a tackle.

vs. Philadelphia (12/10) Made three stops, a pass breakup and a fumble recovery.

at Buffalo (12/17) Inactive/Injured-Ankle.

at Miami (12/24) Made four tackles, including one for loss.

vs. Detroit (12/30) Played on defense.

at Washington (1/7/24) Had one tackle.

19 Noah Igbinoghene, CB

Games/Starts: 2023-5/0 Career-37/5
Playoffs: 2023-0/0 Career-0/0

	Tackles			Sks/ Yds	Tk/ Loss	QB Prs	PBU	FF-FR
	Solo	Asst	Tot					
Last Game.....								
2023.....								
Career.....	21	3	24				5	0-2

Playoffs

Career.....								
-------------	--	--	--	--	--	--	--	--

	Interceptions					Fumble Recoveries				
	No.	Yds.	Avg.	Lg	TD	No.	Yds.	Avg.	Lg	TD
Career.....	1	0	0.0	0	0	3	0	0.0	0	0

Special Teams

	Solo			Asst			Tot	FF	FR	BP	BFG	BXP
	Solo	Asst	Tot	Solo	Asst	Tot						
Career.....												

Kickoff Returns

	No.	Yds.	Avg.	Lg	TD
	Career.....	4	68	17.0	22

- Acquired by Dallas via a trade with the Miami Dolphins on Aug. 29, and in his first season as a Cowboy, played in five games in 2023 mainly on special teams where he returned a blocked field goal 58 yards for his first career touchdown in Week 1.

at N.Y. Giants (9/10) Made his Cowboys debut and played on defense and special teams. Returned a blocked field goal 58 yards for his first career touchdown. It marked the first time Dallas returned a blocked field goal for a touchdown since against Minnesota (10/21/07) when Chris Canty made the block, and Patrick Watkins recovered the ball and returned it 68 yards for the score.

vs. N.Y. Jets (9/17) Inactive.

at Arizona (9/24) and **vs. New England (10/1)** Played on special teams.

at San Francisco (10/8) Saw action on defense and special teams.

at LA Chargers (10/16), **vs. LA Rams (10/29)**, **at Philadelphia (11/5)**, **vs. N.Y. Giants (11/12)**, **at Carolina (11/19)**, **vs. Washington (11/23)**, **vs. Seattle (11/30)** and **vs. Philadelphia (12/10)** Inactive.

at Buffalo (12/17) Played on special teams.

at Miami (12/24), **vs. Detroit (12/30)** and **at Washington (1/7/24)** Inactive.

46 Malik Jefferson, LB

Games/Starts: 2023-3/0 Career-38/0
Playoffs: 2023-0/0 Career-0/0

	Tackles			Sks/ Yds	Tk/ Loss	QB Prs	PBU	FF-FR
	Solo	Asst	Tot					
Last Game.....								
2023.....	1	1	2		1(-4)			
Career.....	2	3	5		1(-4)			

Playoffs

Career.....								
-------------	--	--	--	--	--	--	--	--

Special Teams

	Solo			FF	FR	BP	BFG	BXP
	Solo	Asst	Tot					
Last Game.....								
2023.....	1	0	1					
Career.....	9	5	14					

- Spent the 2023 season on the practice squad and was elevated three times to record two tackles and his first career tackle for loss on defense and a tackle on special teams.
- Served as the special teams captain in Week 6.

vs. New England (10/1) Was elevated from the practice squad to make his season debut on special teams.

at San Francisco (10/8) Elevated for the second straight week and posted two tackles and his first career tackle for loss on defense.

at LA Chargers (10/16) Elevated from the practice squad for the third straight game and notched a tackle on special teams.

57 Buddy Johnson, LB

Games/Starts: 2023-2/0 Career-6/0
Playoffs: 2023-0/0 Career-0/0

	Tackles			Sks/ Yds	Tk/ Loss	QB Prs	PBU	FF-FR
	Solo	Asst	Tot					
Last Game.....	2	0	2					
2023.....	2	0	2					
Career.....	2	0	2					

Playoffs

Career.....								
-------------	--	--	--	--	--	--	--	--

Special Teams

	Solo			FF	FR	BP	BFG	BXP
	Solo	Asst	Tot					
Last Game.....	1	1	2					
2023.....	1	1	2					
Career.....	3	1	4					

- Signed to Dallas' practice squad late in the 2023 season and was elevated in two games to log two tackles on defense and two tackles on special teams.
- Signed to Dallas' practice squad on Oct. 24.

vs. Detroit (12/30) Elevated from the practice squad to make his

Cowboys debut on special teams.

at Washington (1/7/24) Made his first two career tackles on defense while also adding a career-high two special teams tackles.

1 Jayron Kearse, S

Games/Starts: 2023-16/13 Career-119/54
Playoffs: 2023-0/0 Career-6/3

	Tackles			Sks/ Yds	Tkl/ Loss	QB Prs	PBU	FF-FR
	Solo	Asst	Tot					
Last Game	3	1	4			1		
2023	50	22	72	1.5(-6)	3(-8)	5	4	
Career	248	114	355	5.0(-24)	17(-38)	25	29	2-4

Playoffs								
Career	11	9	20		1(-1)		4	

	Interceptions					Fumble Recoveries				
	No.	Yds.	Avg.	Lg	TD	No.	Yds.	Avg.	Lg	TD
Last Game										
2023	1	32	32.0	32	0					
Career	5	68	13.6	34	0	4	7	1.7	6	0

Playoffs										
Career	1	0	0.0	0	0					

	Special Teams							
	Solo	Asst	Tot	FF	FR	BP	BFG	BXP
Career			45					

Playoffs								
Career			2					

- Completed the 2023 season with 72 tackles (tied for fourth on the defense), three tackles for loss, 1.5 sacks, five quarterback pressures, four pass breakups and an interception while starting 13-of-16 games played.
- Served as the defensive captain in Week 8.

at N.Y. Giants (9/10) Started at safety and finished second on the defense with seven tackles and a hurry. Part of a defense whose 40-0 victory marked the largest shutout in Cowboys history and the largest shutout in a NFL season opener since 1999 when Pittsburgh defeated Cleveland 43-0.

vs. N.Y. Jets (9/17) Gathered an interception he returned 32 yards along with two tackles and a pass breakup.

at Arizona (9/24) Logged six stops.

vs. New England (10/1) Recorded two tackles to reach 300 for his career while also adding two pass breakups.

at San Francisco (10/8) Tallied three tackles, a tackle for loss and a sack - both the first of the season

at LA Chargers (10/16) Tied for second on the defense with seven tackles while also adding two quarterback pressures.

vs. LA Rams (10/29) Made five tackles and one tackle for loss

at Philadelphia (11/5) Added five stops

vs. N.Y. Giants (11/12) Logged three tackles and a hurry.

at Carolina (11/19) Compiled six tackles, a tackle for loss and a half sack.

vs. Washington (11/23) Inactive/Injured-Back.

vs. Seattle (11/30) Made his 50th career start and had three stops.

vs. Philadelphia (12/10) Added four tackles.

at Buffalo (12/17) Provided three stops.

at Miami (12/24) Had two tackles.

vs. Detroit (12/30) Tied for second on the defense with a career-high 10 tackles along with a pass breakup.

at Washington (1/7/24) Posted four tackles and a hurry.

88 CeeDee Lamb, WR

Games/Starts: 2023-17/17 Career-66/61
Playoffs: 2023-0/0 Career-3/3

	Receiving					Rushing				
	Rec.	Yds.	Avg.	Lg	TD	Att.	Yds.	Avg.	Lg	TD
Last Game	13	98	7.5	15	2	1	7	7.0	7	0
2023	135	1,749	13.0	92t	12	14	113	8.1	24	2
Career	395	5,145	13.0	92t	32	43	318	7.4	33	3

Playoffs										
Career	15	206	13.7	46	1	3	11	3.7	5	0

	Punt Returns					Kickoff Returns					
	No.	Yds.	Avg.	FC	Lg	TD	No.	Yds.	Avg.	Lg	TD
Career	38	311	8.2	18	27	0	1	47	47.0	47t	1

Playoffs										
Career	1	5	5.0	2	5	0				

- Turned in one of the finest performances by a Cowboys receiver in NFL history in 2023 while starting all 17 games for the second straight season. Set the single-season franchise records for receptions (NFL-best 135) - sixth in NFL history - and receiving yards (1,749) - eighth in NFL history - while his 12 receiving touchdowns tied for seventh-most in a single season team history. Also set career-highs with 14 rushes for

113 yards and two touchdowns. Collectively, his 14 total touchdowns led all NFL wide receivers in 2023 and tied for the third-most by a Cowboys wide receiver in a single season in franchise history.

- Selected to his third straight Pro Bowl - first as a starter - in 2023.
- Served as the offensive captain in Weeks 2 and 18.
- Earned his first NFC Offensive Player of The Week award for Week 10 against the N.Y. Giants (11/12) after he produced 11 receptions for 151 yards and a touchdown - his third consecutive game with 10-plus catches and 150 receiving yards to establish an NFL record - and also added a rushing score. It marked his first career NFC OPOTW award, and he became the eighth Cowboys wide receiver to earn the honor.

at N.Y. Giants (9/10) Played in his 50th career game and paced all receivers with a game-high four receptions for 77 yards, including a long catch of 49 yards. Passed Dez Bryant (3,440) for the most receiving yards by a Cowboys player in their first 50 career games.

vs. N.Y. Jets (9/17) Led all receivers with 11 catches for 143 yards. Tied Dez Bryant (four) for the fifth-most 10-catch games in Cowboys history and was the most in a Cowboys player's first four seasons. Notched his fourth career game with at least 10 receptions and 100 yards, tied with Miles Austin for fourth in franchise history.

at Arizona (9/24) Made four receptions for 53 yards and rushed twice for nine yards.

vs. New England (10/1) Had four receptions for 36 yards and his first receiving touchdown of the season. His touchdown was also the 21st touchdown catch of his career to serve as the fourth-most touchdown receptions in a Cowboys player's first four seasons

at San Francisco (10/8) Collected four passes for 49 yards.

at LA Chargers (10/16) Made his 50th career start to the tune of seven catches for 117 yards. It was his 12th career 100-yard receiving game, second of the season. Caught five passes for 84 yards in the first half, then the fourth-most first half receiving yards of his career.

vs. LA Rams (10/29) Tallied 12 receptions for 158 yards and tied a career-best with two touchdowns. Notched his third career game with at least 10 receptions, 100 yards and two touchdowns, the most such games in franchise history. Recorded his sixth career multi-touchdown game, third-most multi-touchdown games in a Cowboys player's first four seasons. Became the fastest receiver in franchise history to reach 300 career catches and the 17th NFL receiver to surpass 300 receptions in his first 56 career games. His 12 receptions were the most by a Cowboys player since Amari Cooper collected 13 receptions in the 2021 season opener at Tampa Bay (9/9). Became the second-fastest Cowboy to reach 4,000 yards (56 games) and the third player in team history with 4,000 yards in his first four seasons, joining Bob Hayes (4,142) and Dez Bryant (4,104). Caught nine passes for 122 yards and two touchdowns in the first half. His 122 yards were then the most in the first half in a game in his career, and the third time in his career he has surpassed 100 receiving yards in a first half. His 170 scrimmage yards (158 receiving and 12 rushing) were then a career-best and the most by any Cowboys player since Tony Pollard had 189 scrimmage yards in 2022 at Minnesota (11/20).

at Philadelphia (11/5) Notched 11 receptions for 191 yards. His 191 receiving yards were the most by any Cowboy since Amari Cooper had 226 against Green Bay (10/6/19). Notched his third game in 2023 with 10 receptions and 150 receiving yards to tie Michael Irvin for the most 10-catch, 150-yard games in a season in franchise history. His six career contests with 10-plus catches are the most by any Cowboys player in the first four seasons of a career, and also tied Cooper for the third-most games in team history with 10-plus receptions, trailing Irvin (seven) and Jason Witten (11). Also has six career games with 10-plus receptions and 100 receiving yards, tied with Witten for the second-most 10-catch, 100-yard games in franchise history. Became the first Cowboy with 150 receiving yards in back-to-back games since Austin in 2009 (at Kansas City, 10/11 - against Atlanta, 10/25) and is one-of-three Cowboys with 10 receptions in back-to-back games overall. Recorded his third consecutive 100-yard receiving game, the second such streak of his career (at Jacksonville, 12/18/22 - at Tennessee, 12/29/22). Joined Irvin as the only two players in franchise history with multiple three-game streaks of 100 receiving yards. Has recorded a reception in 50 straight games dating back to his rookie season (at Washington, 10/25/20) to become the eighth Cowboy - 10th instance - to accomplish that feat, and the first since Cole Beasley (51, 2015-18). Was his third game with 10-or-more receptions, tying his own mark from 2022 (three), Witten (2010) and Irvin (1995) for the most 10-catch games in a season in team history.

vs. N.Y. Giants (11/12) Recorded 11 receptions for 151 yards and a touchdown, and rushed once for a 14-yard score. It was his his third consecutive game with 10-plus catches and 150 receiving yards to establish an NFL record. Was also his fourth consecutive 100-yard receiving game to become the first Cowboys receiver with four straight 100-yard games since Terrell Owens in 2007. It marked his fourth game in 2023 with 10 receptions, the most such games in

CeeDee Lamb, cont.

a season in franchise history and the most such games in the NFL this season. His seven career contests with 10-plus catches are the most by any Cowboys player in the first four seasons of a career. His seven games also tied Irvin for the second-most games in team history with 10-plus receptions. Was his 15th career 100-yard receiving game, tied with Hayes for the most 100-yard games by a Cowboys player in his first four seasons. All-time, Lamb's 15 career 100-yard games ranked seventh in franchise history. Became the first Cowboy with 150 receiving yards in three consecutive games, and the first NFL player to do so since Josh Gordon in 2013. Became the first player in franchise history - 11th in NFL history - with three consecutive games of 10-plus receptions.

at Carolina (11/19) Made six grabs for 38 yards and a touchdown - 25th of his career. His 25 career touchdown receptions were the third-most in a Cowboys player's first four seasons, behind Hayes (45) and Dez Bryant (40). Became the third NFL player to reach 1,000 yards in 2023 (Tyreek Hill and A.J. Brown). His 10 games to reach 1,000 receiving yards made him the second-fastest Cowboy to do so in a season, trailing only Irvin (nine games in 1995). Became the first player in Cowboys history to record three 1,000-yard receiving seasons in his first four years with the club. All-time, Lamb tied Dez Bryant, Terrell Owens and Tony Hill for the third-most 1,000-yard seasons in franchise history.

vs. Washington (11/23) Notched four receptions for 53 yards and a touchdown, his sixth touchdown reception this season and the 26th of his career. Became one-of-four players in NFL history with 70 receptions in each of his first four seasons, joining Alvin Kamara, Michael Thomas and Jarvis Landry.

vs. Seattle (11/30) Logged 12 receptions for 116 yards and a touchdown. Also rushed twice for 30 yards (second-most of his career). Notched his sixth 100-yard receiving game this season, a single-season career-high and tied the second-most in the NFL in 2023. Became the first Cowboys receiver with six 100-yard games in a season since Owens in 2007. Has 16 career 100-yard receiving games to pass Hayes (15) for the most 100-yard games by a Cowboys player in his first four seasons. It also marked his fifth game in 2023 with 10 receptions and 100 receiving yards, most in the NFL and the most 10-catch, 100-yard games in a season in franchise history. His eight career games with 10 receptions and 100 receiving yards are a franchise record. Has five games with 10-plus receptions in 2023, the most 10-catch games in a season in team history. His eight career games with 10-or-more receptions are second in franchise history behind Witten (11). Has recorded a touchdown reception in four consecutive games, a career-long streak. The last Cowboys player with a receiving touchdown in four straight games was Dez Bryant in 2014 (against Washington, 10/27 - at N.Y. Giants, 11/23). Reached 350 career receptions to top Anquan Boldin for the fourth-most receptions by a player in his first four seasons in NFL history. His 90 receptions in 2023 are the most in franchise history through the first 12 games of a season

vs. Philadelphia (12/10) Posted six catches for 71 yards and a touchdown. Has recorded a touchdown reception in five consecutive games - the longest such streak since Dez Bryant had a five game streak in 2013 (against Oakland, 11/28 - against Philadelphia, 12/29). His 96 receptions in 2023 were the second-most through 13 games of a season in team history, trailing Irvin's 98 in 1995.

at Buffalo (12/17) Led the offense with seven receptions for 53 yards. Also rushed once for a three-yard touchdown. Established a single-season career-high with 10 total touchdowns (eight receiving and two rushing). The last Cowboys receiver with 10 total touchdowns in a season was Dez Bryant (16) in 2014. Has scored a touchdown - rushing or receiving - in six straight games. The last Cowboys receiver with a touchdown in six straight games was Dez Bryant (seven games) in 2012. Surpassed 100 receptions (103), and combined with his 107 receptions in 2022, became the first player in franchise history to record 100 receptions in multiple seasons. Also joined Irvin in 1995 as the fastest Cowboys to reach 100 receptions in a season (14 games).

at Miami (12/24) Led all receivers with 118 yards on six receptions and a long catch of 49 yards that went for a touchdown. Also rushed twice for 14 yards. Has scored a touchdown in seven consecutive games, then the longest active streak in the NFL, and became just the third Cowboys receiver to record a touchdown in seven straight games, joining Dez Bryant (2012) and Owens (2007). Notched his seventh 100-yard receiving game in 2023, tied for the second-most 100-yard games in a season in Cowboys history. Became the first receiver in Cowboys history to reach 5,000 career scrimmage yards (5,126) in his first four seasons, and also the sixth wide receiver in NFL history to do so, joining Jerry Rice, Torry Holt, Randy Moss, Michael Thomas and Justin Jefferson. His 109 receptions and 1,424 receiving yards in 2023 set

career-highs and both ranked third in single-season team history. Has 19 career games with 100 scrimmage yards, the most such games by a Cowboys wide receiver in his first four seasons

vs. Detroit (12/30) Led all receivers with 13 receptions for 227 yards - both career-highs - and a touchdown. His 227 receiving yards were the fourth-most receiving yards in a game in franchise history and the most by any Cowboys player since Austin had 250 yards in 2009 against Kansas City (10/11). Reached 122 receptions for 1,651 receiving yards on the season to top Irvin for the most receptions (111 in 1995) and receiving yards (1,603 in 1995) in a single season in franchise history. Scored a touchdown in eight consecutive games, then the longest active streak in the NFL, the only Cowboys receiver to record a touchdown in eight straight games and the third NFL receiver in the past 10 seasons with an eight-game touchdown streak (Davante Adams in 2020 and Antonio Brown in 2018). Etched his eighth 100-yard receiving game in 2023, the second-most 100-yard games in a season in Cowboys history. Recorded his ninth career game with 10-plus receptions, third-most by a player in his first four seasons in NFL history, trailing only Michael Thomas (18) and Christian McCaffrey (10). It was also his ninth career game with 10-plus receptions and 100-plus receiving yards - most in franchise history. Had a career-high 151 yards in the first half - most in any half of his career - second-most by any Cowboy in a first half and the fourth-most in either half in franchise history. His career-long 92-yard touchdown reception in the first quarter was the second-longest completion in franchise history (Hayes, 95 yards against Washington on Nov. 13, 1966). His 382 career receptions are the third-most receptions by a player in his first four seasons in NFL history, trailing only Michael Thomas (470) and Jarvis Landry (400).

at Washington (1/7/24) Tied a career-best in receptions (13) while gaining 105 all-purpose yards (98 receiving and seven rushing) and scoring two touchdowns through the air. Became the second player since the NFL merger to record 13 receptions in back-to-back games, joining Stefon Diggs (2016). Scored a touchdown in his ninth consecutive game, the longest active streak in the NFL. Became the only receiver in Cowboys history to record a touchdown in nine straight games and the third NFL receiver since 2000 with a nine-game touchdown streak (A.J. Green in 2012 and Randy Moss in 2003-04). Recorded his seventh game with double-digit receptions in 2023, most in a season in team history and tied with Andre Johnson (2008) and Wes Welker (2009) for the second-most such games in NFL history. His 135 receptions in 2023 ranked sixth in single-season NFL history, and his 1,749 receiving yards ranked eighth. Became the fourth player in NFL history with at least 130 receptions and 10 touchdown catches in a season, joining Antonio Brown (2015), Marvin Harrison (2002) and Cooper Kupp (2021). Reached 5,145 career receiving yards, surpassing Holt (5,088) for the fourth-most receiving yards by a player in his first four seasons

15 Trey Lance, QB
 Games/Starts: 2023-0/0 Career-8/4
 Playoffs: 2023-0/0 Career-0/0

	Passing										
	Att	Com	Yds	Pct	Yds/Att	TD	Int	Lng	Sk/Yds	Rtg	
Last Game.....	INACTIVE/3RD QB										
2023.....											
Career.....	102	56	797	54.9	7.8	5	3	76t	6/24	84.5	

	Rushing					Receiving				
	Att.	Yds.	Avg.	Lg	TD	Rec.	Yds.	Avg.	Lg	TD
Last Game.....	INACTIVE/3RD QB									
2023.....										
Career.....	54	235	4.4	15	1					

• After being acquired via trade with the San Francisco 49ers on Aug. 26, spent the entire season as Dallas' No. 3 quarterback and did not play in any games.

at N.Y. Giants (9/10), vs. N.Y. Jets (9/17), at Arizona (9/24), vs. New England (10/1), at San Francisco (10/8), at LA Chargers (10/16), vs. LA Rams (10/29), at Philadelphia (11/5), vs. N.Y. Giants (11/12), at Carolina (11/19), vs. Washington (11/23), vs. Seattle (11/30), vs. Philadelphia (12/10), at Buffalo (12/17), at Miami (12/24), vs. Detroit (12/30) and at Washington (1/7/24) Inactive/Third Quarterback.

90 DeMarcus Lawrence, DE

Games/Starts: 2023-17/17 Career-137/119
Playoffs: 2023-0/0 Career-8/5

	Tackles			Sks/ Yds	Tkl/ Loss	QB Prs	PBU	FF-FR
	Solo	Asst	Tot					
Last Game	2	1	3			2	2	
2023	29	28	57	4.0(-25)	6(-18)	47	6	1-0
Career	236	157	393	58.5(-463)	61(-145)	322	22	20-8

Playoffs								
Career	12	7	19	3.0(-27)	6(-16)	13	0	1-2

	Interceptions					Fumble Recoveries				
	No.	Yds.	Avg.	Lg	TD	No.	Yds.	Avg.	Lg	TD
Career	2	53	26.5	40t	1	8	24	3.0	19t	1

Playoffs										
Career						2	0	0.0	0	0

- Started all 17 games for the second straight season in 2023 to register 57 tackles (second-most of his career), six tackles for loss (tied for second on the defense), 47 quarterback pressures (second-most of his career and second on the defense), a career-best six pass breakups and a forced fumble.
- Served as the defensive captain in Week 1.

at N.Y. Giants (9/10) Provided a tackle, a sack and three hurries. The defense totaled seven sacks, second-most in a season opener in team history, trailing only the nine against Pittsburgh (9/4/94). Part of a defense whose 40-0 victory marked the largest shutout in Cowboys history and the largest shutout in a NFL season opener since 1999 when Pittsburgh defeated Cleveland 43-0.

vs. N.Y. Jets (9/17) Contributed three tackles, a tackle for loss, six quarterback pressures and a pass breakup.

at Arizona (9/24) Tallied four tackles, one for loss, a sack and two hurries.

vs. New England (10/1) Added four hurries and a tackle.

at San Francisco (10/8) Played in his 125th career game and totaled four stops and a hurry.

at LA Chargers (10/16) Logged five tackles, three hurries and a pass breakup.

vs. LA Rams (10/29) Made three tackles, a tackle for loss and a hurry.

at Philadelphia (11/5) Contributed two stops and four hurries.

vs. N.Y. Giants (11/12) Compiled two tackles, a sack and three quarterback pressures to surpass 300 (302) for his career.

at Carolina (11/19) Totaled three stops and a sack.

vs. Washington (11/23) Provided a tackle and four hurries.

vs. Seattle (11/30) Tallied seven tackles (second on the defense) along with three quarterback hurries and a pass breakup.

vs. Philadelphia (12/10) Produced a season-high tying six quarterback pressures and a tackle.

at Buffalo (12/17) Registered a career-high eight tackles - third on the defense - along with a tackle for loss and his first forced fumble of the season.

at Miami (12/24) Notched four tackles and three hurries.

vs. Detroit (12/30) Produced five tackles, two tackles for loss, two quarterback pressures and a pass breakup.

at Washington (1/7/24) Made three tackles along with two quarterback pressures and a career-high tying two pass breakups.

2 Jourdan Lewis, CB

Games/Starts: 2023-16/8 Career-99/51
Playoffs: 2023-0/0 Career-3/0

	Tackles			Sks/ Yds	Tkl/ Loss	QB Prs	PBU	FF-FR
	Solo	Asst	Tot					
Last Game	3	0	3					1-1
2023	35	18	53		2(-4)		5	3-2
Career	250	63	313	8.5(-46)	10(-20)	3	37	4-8

Playoffs								
Career	3	0	3					

	Interceptions					Fumble Recoveries				
	No.	Yds.	Avg.	Lg	TD	No.	Yds.	Avg.	Lg	TD
Last Game										
2023	1	0	0.0	0	0	2	0	0.0	0	0
Career	9	140	15.6	66	0	8	87	10.9	63t	1

	Special Teams			Rushing				
	Solo	Asst	Tot	Att.	Yds.	Avg.	Lg	TD
Career	3	0	3	2	12	6.0	7t	0

Kickoff Returns					
No.	Yds.	Avg.	Lg	TD	
Career	2	38	19.0	19t	0

- Played in 16 games with eight starts in 2023 to record 53 tackles, two tackles for loss, five pass breakups, one interception, a career-high and team-leading three forced fumbles and a career-high tying two fumble recoveries.
- Served as the defensive captain in Week 14.

at N.Y. Giants (9/10) Inactive.

vs. N.Y. Jets (9/17) Made his season debut on defense.

at Arizona (9/24) Logged his first stats of the season with three tackles and a tackle for loss.

vs. New England (10/1) Tallied five stops

at San Francisco (10/8) Notched two tackles, a pass breakup and forced and recovered a fumble. It was his first forced fumble and fumble recovery since at Washington (12/12/21).

at LA Chargers (10/16) Added three stops.

vs. LA Rams (10/29) Made his first start of the season when the defense opened the game with three cornerbacks and had three stops.

at Philadelphia (11/5) Assisted on a tackle in his second start.

vs. N.Y. Giants (11/12) Had two stops.

at Carolina (11/19) Had five tackles and a forced fumble.

vs. Washington (11/23) In his third start of the season posted a season-high six stops.

vs. Seattle (11/30) Had three stops and a season-high two pass breakups.

vs. Philadelphia (12/10) Made four tackles.

at Buffalo (12/17) Logged two stops.

at Miami (12/24) Posted five tackles and a tackle for loss. Topped 300 career tackles (304).

vs. Detroit (12/30) Made his 50th career start and registered a season-high tying six stops, and a season-high tying two pass breakups and an interception - his first of the season

at Washington (1/7/24) Had three tackles along with a forced and recovered a fumble. It was his third forced fumble to set a career-high, while his fumble recovery gave him two on the season to tie a career-best.

40 Hunter Luepke, RB

Games/Starts: 2023-17/0 Career-17/0
Playoffs: 2023-0/0 Career-0/0

Last Game	Rushing					Receiving				
	Att.	Yds.	Avg.	Lg	TD	Rec.	Yds.	Avg.	Lg	TD
2023	6	19	3.2	9	1	3	18	6.0	12	0

Playoffs

2023

Last Game	Kickoff Returns				
	No.	Yds.	Avg.	Lg	TD
2023	2	15	7.5	15	0

Last Game	Special Teams								
	Solo	Asst	-	Tot	FF	FR	BP	BFG	BXP
2023	3	1	-	4					

- As a rookie in 2023, played in all 17 games and recorded six rushes for 19 yards and three receptions for 18 yards on offense. On special teams returned two kickoffs 15 yards and tied for the team lead with four special teams tackles.
- Served as the special teams captain in Week 18.
- at N.Y. Giants (9/10)** Made his NFL debut on offense and special teams.
- vs. N.Y. Jets (9/17)** Recorded his first career stats when he recovered a kickoff on a squib kick in the second quarter.
- at Arizona (9/24)** Notched his first career stats on offense with one rush for nine yards and one reception for 12 yards.
- vs. New England (10/1)** Rushed two times for four yards including a three-yard score for his first career NFL touchdown. The last Cowboys rookie to rush for his first career touchdown within the first four games of the season was Tony Pollard in 2019 (vs. Mia, 9/22).
- at San Francisco (10/8)** Saw action on offense and special teams where he notched his first career special teams tackle.
- at LA Chargers (10/16)** Played on offense and special teams.
- vs. LA Rams (10/29)** Caught one pass for a loss of two yards on offense and also saw time on special teams.
- at Philadelphia (11/5)** Assisted on a tackle on special teams.
- vs. N.Y. Giants (11/12)** Saw time on offense and special teams.
- at Carolina (11/19)** Made a season-high two special teams tackles and also played on offense.
- vs. Washington (11/23)** Played on offense and special teams.
- vs. Seattle (11/30)** Saw time on offense and special teams where he returned a kickoff a season-long 15 yards.
- vs. Philadelphia (12/10)** Saw action on offense and special teams.
- at Buffalo (12/17)** Rushed once for three yards that resulted in a first down on a 3rd-and-1. Also played on special teams.
- at Miami (12/24)** Had two runs for three yards - both for first downs - and one catch for eight yards.
- vs. Detroit (12/30)** and **at Washington (1/7/24)** Played on offense and special teams.

70 Zack Martin, G

Games/Starts: 2023-15/15 Career-152/152
Playoffs: 2023-0/0 Career-8/8

- Started all 15 games played, missing one game due to injury (ankle) and one to illness.
- Served as the offensive captain in Week 6.
- at N.Y. Giants (9/10)** Started the season opener at right guard and blocked for an offense that generated 265 total net yards, including 122 yards on the ground highlighted by 70 yards and two rushing scores by Tony Pollard. The offensive line also did not allow a sack of Dak Prescott during 24 dropbacks as he passed for 143 yards.
- vs. N.Y. Jets (9/17)** Part of a unit that commanded the time of possession with a mark of 42:15 - second-highest amount for a non-overtime, regular season game in franchise history. The offense compiled 382 total net yards and 26 first downs. Left the game in the fourth quarter with an ankle injury but returned for the final offensive series.
- at Arizona (9/24)** Inactive/Injured-Ankle.
- vs. New England (10/1)** Returned from a one-game absence (ankle) and assisted the offense in compiling four drives of 10-plus plays. On the day, the offense racked up 377 total net yards and 22 first downs, while holding the ball for 35:09.
- at San Francisco (10/8)** The offense, behind the offensive line, was limited to 197 total net yards, eight first downs and a 22:55 time of possession mark.
- at LA Chargers (10/16)** Helped an offense that posted 342 total net yards, 272 passing yards and 20 first downs

vs. LA Rams (10/29) The team exploded for 43 points and 285 passing yards as part of 387 total net yards and 24 first downs. Behind the line's protection, Prescott threw for 304 yards and a season-best four touchdowns.

at Philadelphia (11/5) Helped block for an offense that accumulated 333 net passing yards and 406 total net yards. Prescott amassed 374 yards along with three touchdowns in the air behind the line's blocking.

vs. N.Y. Giants (11/12) In a historic performance, the offense produced a season-best 640 total net yards behind the guidance of the offensive line, the second-most yards gained in a single game in franchise history behind a 652-yard performance in 1966 against Philadelphia (10/9). The unit also tallied a season-best 472 net passing yards - second-most in a single game in franchise history - and 32 first downs - tied for the fourth-most in a single game in team history. For the first time in franchise history, the offense had two rushers over 50 rushing yards (Tony Pollard - 55; Rico Dowdle - 79) and multiple receivers over 150 receiving yards (Brandin Cooks - 173; and CeeDee Lamb - 151). The line did not allow a sack of a Cowboys quarterback for the second time this season as Prescott passed for a season-best 404 yards on 35 attempts and backup Cooper Rush threw for 68 yards on nine attempts.

at Carolina (11/19) Provided blocking for an offense that totaled 311 net yards, 23 first downs and 107 rushing yards, including a season-high tying four runs of 10-plus yards. The line did not allow a sack for the second straight game, the first time they haven't allowed sacks in back-to-back games since last season (at Minnesota, 11/20 - against N.Y. Giants, 11/24).

vs. Washington (11/23) The offense logged 431 total net yards and 21 first downs. Held a clean pocket for Prescott to pass for 331 yards and four touchdowns while not allowing a sack on 33 dropbacks - the fourth game this season the line did not allow a sack.

vs. Seattle (11/30) Part of an offense that rolled up 41 points, 411 total net yards and 33 first downs - tied for the second-most in a game in franchise history.

vs. Philadelphia (12/10) Helped the offense compile 394 total net yards, 24 first downs and control the clock for 36:36. The unit scored on every possession in the first half, tallying three touchdowns and a field goal on four drives. It was the first time in 2023 Dallas scored on every first half drive and the first time since scoring on all five first half drives at Minnesota (11/20/22)

at Buffalo (12/17) Played and started in his 150th career game, but left the contest in the first quarter with a quad injury and did not return. Part of an offense that was limited to a season-low 195 total net yards.

at Miami (12/24) The offense tallied 339 total net yards, 19 first downs and a 31:02 time of possession mark behind the blocking of the offensive line. The unit recorded a 17-play, 69-yard drive to take the lead in the fourth quarter to mark the longest touchdown drive of the season.

vs. Detroit (12/30) Provided protection for an offense that accumulated 384 total net yards, including 345 passing yards by Prescott - his fifth game this season over 300 yards to tie the second-most in a season of his career (2021).

at Washington (1/7/24) Inactive/Illness.

84 Sean McKeon, TE

Games/Starts: 2023-9/0 Career-45/3
Playoffs: 2023-0/0 Career-3/0

Last Game	Receiving				
	Rec.	Yds.	Avg.	Lg	TD
2023	RESERVE/INJURED-Ankle				
Career	6	38	6.3	12	1

Playoffs

Career

Last Game	Special Teams								
	Solo	Asst	-	Tot	FF	FR	BP	BFG	BXP
2023	0	1	-	1					
Career	1	3	-	4		1			

Playoffs

Career

- Played in nine games in 2023, serving as a backup tight end on offense and logging a tackle on special teams.
- Placed on Reserved/Injured-Ankle on Dec. 6.
- Signed to the active roster on Oct. 12.
- Served as the special teams captain in Week 12.
- vs. New England (10/1)** Elevated from the practice squad to make his first appearance of the season on offense and special teams, recovering a fumble on offense.

Sean McKeon, cont.

at San Francisco (10/8) Elevated from the practice squad for the second straight week to play on offense and special teams.
at LA Chargers (10/16), vs. LA Rams (10/29) and **at Philadelphia (11/5)** Saw time on offense and special teams.
vs. N.Y. Giants (11/12) Assisted on a special teams tackle.
at Carolina (11/19), vs. Washington (11/23) and **vs. Seattle (11/30)** Played on offense and special teams.

24 Israel Mukuamu, S

Games/Starts: 2023-14/0 Career-33/3
 Playoffs: 2023-0/0 Career-2/0

Last Game	Solo	Tackles Asst - Tot	Sks/ Yds	Tkl/ Loss	QB Prs	PBU	FF-FR
2023	4	1 - 5			1	1	0-1
Career	17	4 - 21			1	2	0-1

Playoffs							
Career	3	3 - 6				2	

Interceptions				Fumble Recoveries					
No.	Yds.	Avg.	Lg	TD	No.	Yds.	Avg.	Lg	TD
Career	1	0	0.0	0	0				

Special Teams							
Solo	Asst - Tot	FF	FR	BP	BFG	BXP	
Last Game							
2023	0	1 - 1					
Career	2	1 - 3					

- Provided five tackles, a pass breakup and a fumble recovery on defense and a tackle on special teams in 14 games in 2023.
- Served as the special teams captain in Week 10.
- at N.Y. Giants (9/10)** Played on special teams and defense where he recovered his first career fumble.
- vs. N.Y. Jets (9/17)** Saw time on defense and special teams.
- at Arizona (9/24), vs. New England (10/1)** and **at San Francisco (10/8)** Inactive.
- at LA Chargers (10/16)** Played on special teams.
- vs. LA Rams (10/29)** Saw time on defense and special teams.
- at Philadelphia (11/5)** Assisted on a special teams tackle.
- vs. N.Y. Giants (11/12)** Tallied two tackles and a pass breakup - his first defensive statistics of the season - in his 25th career game.
- at Carolina (11/19)** Played on defense and special teams.
- vs. Washington (11/23)** Added a tackle on defense.
- vs. Seattle (11/30)** Saw action on special teams.
- vs. Philadelphia (12/10)** Played on defense and special teams.
- at Buffalo (12/17)** Notched two tackles on defense.
- at Miami (12/24)** Saw time on special teams.
- vs. Detroit (12/30)** and **at Washington (1/7/24)** Played on defense and special teams.

97 Osa Odighizuwa, DT

Games/Starts: 2023-17/17 Career-50/46
 Playoffs: 2023-0/0 Career-3/2

Last Game	Solo	Tackles Asst - Tot	Sks/ Yds	Tkl/ Loss	QB Prs	PBU	FF-FR
2023	24	29 - 53	3.0(-18)	6(-21)	36		
Career	68	59 - 127	9.0(-65)	15(-44)	64		1-0

Playoffs							
Career	6	7 - 13	1.0(-9)	1(-3)	5		

- Established career-highs in tackles (53), tackles for loss (six) and quarterback pressures (36), along with 3.0 sacks while starting all 17 games in 2023.
- Served as the defensive captain in Week 2.
- at N.Y. Giants (9/10)** Started the season opener and tallied a career-high 2.0 sacks - his first career game with 2.0-or-more sacks - along with four tackles and three quarterback pressures. His sacks contributed to a team seven sacks, second-most in a season opener in team history, trailing only the nine against Pittsburgh (9/4/94). Part of a defense whose 40-0 victory marked the largest shutout in Cowboys history and the largest shutout in a NFL season opener since 1999 when Pittsburgh defeated Cleveland 43-0.
- vs. N.Y. Jets (9/17)** Tallied two tackles, a sack and a hurry.
- at Arizona (9/24)** Contributed four tackles and a tackle for loss.
- vs. New England (10/1)** Added four stops.
- at San Francisco (10/8)** Logged four tackles and three hurries.

- at LA Chargers (10/16)** Set a career-high with seven tackles along with five quarterback pressures and a tackle for loss.
- vs. LA Rams (10/29)** Made three tackles to reach 100 for his career along with three quarterback pressures.
- at Philadelphia (11/5)** Totaled four stops and two hurries.
- vs. N.Y. Giants (11/12)** Notched a tackle, a tackle for loss and a hurry.
- at Carolina (11/19)** Added three pressures.
- vs. Washington (11/23)** Posted five tackles, a tackle for loss and a career-best six quarterback pressures.
- vs. Seattle (11/30)** Collected six tackles, a tackle for loss and a hurry.
- vs. Philadelphia (12/10)** Had a tackle, a tackle for loss and a hurry.
- at Buffalo (12/17)** Assisted on four tackles.
- at Miami (12/24)** Added a tackle and a hurry.
- vs. Detroit (12/30)** Provided three stops and three hurries.
- at Washington (1/7/24)** Played in his 50th career game and tallied three quarterback pressures.

11 Micah Parsons, LB

Games/Starts: 2023-17/17 Career-50/50
 Playoffs: 2023-0/0 Career-3/3

Last Game	Solo	Tackles Asst - Tot	Sks/ Yds	Tkl/ Loss	QB Prs	PBU	FF-FR
2023	27	29 - 56	14.0(-116)	7(-17)	91	2	1-1
Career	113	61 - 174	40.5(-325)	24(-62)	202	8	7-4

Playoffs							
Career	10	5 - 15	1.0(-8)	3(-5)	16	3	

Interceptions				Fumble Recoveries					
No.	Yds.	Avg.	Lg	TD	No.	Yds.	Avg.	Lg	TD
Last Game					1	0	0.0	0	0
2023					3	36	12.0	36t	1
Career									

- Led the defense for the third straight season with a career-high 14.0 sacks - tied for seventh in the NFL, second in the NFC - a career-high 91 quarterback pressures and seven tackles for loss. Also had 56 tackles, two pass breakups and a forced fumble and fumble recovery while starting all 17 games.
- Earned his third straight Pro Bowl selection in 2023 - and third straight as a starter - becoming the fourth Cowboys linebacker to make at least three straight Pro Bowls (DeMarcus Ware - seven, Chuck Howley - five and Lee Roy Jordan - three). Is also the seventh player in franchise history to make the Pro Bowl in each of his first three NFL seasons and just the third defensive player overall, joining Everson Walls (1981-83) and Mel Renfro (1964-66).
- Served as the defensive captain in Week 6.
- Earned NFC Defensive Player of the Month (September) for the first time of his career, and joined Sean Lee as the only Cowboys linebackers to win the award. Finished the month of September with 10 tackles, 4.0 sacks, 15 quarterback hurries, a pass breakup, a forced fumble and a fumble recovery.
- Named NFC Defensive Player of the Week (Week 2) for the third time of his career after tallying 2.0 sacks, three tackles - two for loss - six quarterback hurries, a pass breakup, a forced fumble and a fumble recovery against the Jets.
- at N.Y. Giants (9/10)** Started at defensive end and posted two tackles, a sack and six quarterback pressures. His sack gave him 27.5 for his career - tied with Joey Bosa for the 10th-most in NFL history through a player's first 34 career games. Contributed to a team seven sacks, second-most in a season opener in team history. Part of a defense whose 40-0 victory marked the largest shutout in Cowboys history and the largest shutout in a NFL season opener since 1999 when Pittsburgh defeated Cleveland 43-0.
- vs. N.Y. Jets (9/17)** Compiled three tackles, two tackles for loss, 2.0 sacks, six quarterback hurries, a pass breakup, a forced fumble and a fumble recovery. His 10 career games with 2.0-or-more sacks tied Aldon Smith and Shawne Merriman for the most 2.0-sack games in a NFL player's first 35 career games. In total, his 29.5 career sacks were the eighth-most through a NFL player's first 35 career games, and he was the first player with 29.5 sacks through his first 35 games since Myles Garrett (30.5).
- at Arizona (9/24)** Posted five stops, a sack and three hurries. Became the fifth Cowboy - sixth instance - to start the season with a three-game sack streak, joining Ware (2008 and 2011), Anthony Spencer (2011), DeMarcus Lawrence (2017) and Jason Hatcher (2013). Became the eighth NFL player - first Cowboy - since 1982 to surpass 30.0 sacks in his first 36 career games.
- vs. New England (10/1)** Notched a career-high nine quarterback pressures, two tackles and a tackle for loss.

Micah Parsons, cont.

- at San Francisco (10/8)** Logged six stops and two hurries.
- at LA Chargers (10/16)** Added a sack, eight hurries and a tackle.
- vs. LA Rams (10/29)** Tallied a tackle, a tackle for loss, a sack, seven hurries and a pass breakup.
- at Philadelphia (11/5)** Totaled a season-high seven tackles, 1.5 sacks and four hurries. It was his 11th career multi-sack game - most by any Cowboy in their first three seasons. It was his third straight game with a sack - his second such streak this season.
- vs. N.Y. Giants (11/12)** Contributed five quarterback pressures.
- at Carolina (11/19)** Posted four tackles, a career-high tying 2.5 sacks and eight quarterback pressures. The last Cowboy with more sacks in a game was DeMarcus Lawrence's 3.0 sacks in 2022 at the N.Y. Giants (9/26). Became the first player in franchise history with 10.0 sacks in each of his first three seasons. Also became the ninth NFL player since 1982 with 10.0-or-more sacks in each of his first three seasons - first since Shawne Merriman (2005-07). It marked his 12th career multi-sack game, tied with Merriman for the fourth-most multi-sack games through the first three seasons of an NFL career, since 1982. With 2.0 sacks in the first quarter, became the sixth Cowboy since 1982 with 2.0 sacks in the opening 15 minutes of a game. The last Cowboys player with 2.0 sacks in the opening quarter was Aldon Smith in 2020 against Seattle (9/27). His 36.5 career sacks were the seventh-most sacks in an NFL player's first 43 career games since sacks became official in 1982
- vs. Washington (11/23)** Collected two tackles, 1.5 sacks and seven quarterback pressures. Recorded his 13th career multi-sack game, passing Merriman for the fourth-most multi-sack games through the first three seasons of an NFL career since 1982. Became the third player since 1982 with 11.0 sacks in each of his first three seasons, joining Reggie White and Dwight Freeney.
- vs. Seattle (11/30)** Provided two tackles and six hurries.
- vs. Philadelphia (12/10)** Logged two stops, a sack and four hurries. Reached 12.5 sacks on the season and joined Reggie White (1985-87) as the only two players since 1982 with at least 12.0 sacks in each of their first three seasons.
- at Buffalo (12/17)** Posted two tackles and five hurries
- at Miami (12/24)** Recorded a season-high tying seven tackles along with a tackle for loss, a half sack and seven quarterback pressures. His half sack gave him 13.0 sacks in 2023, joining Reggie White as the only two NFL players since 1982 with at least 13.0 sacks in each of their first three seasons.
- vs. Detroit (12/30)** Had six tackles, two tackles for loss and five hurries. Surpassed 200 career quarterback pressures (201).
- at Washington (1/7/24)** Registered four tackles, a sack and a quarterback pressure. Established a single-season career-best with 14.0 sacks in 2023. Became the fifth player since 1982 with at least 40.0 career sacks in his first three NFL seasons, joining White (52.0), Derrick Thomas (43.5), Aldon Smith (42.0) and Freeney (40.0).

20 Tony Pollard, RB

Games/Starts: 2023-17/17 Career 79/23
Playoffs: 2023-0/0 Career-3/0

	Rushing					Receiving				
	Att.	Yds.	Avg.	Lg	TD	Rec.	Yds.	Avg.	Lg	TD
Last Game	17	70	4.1	12	1	2	16	8.0	12	0
2023	252	1,005	4.0	31	6	55	311	5.7	60	0
Career	762	3,621	4.8	58t	23	176	1,319	7.5	68t	5

Playoffs										
Career	25	113	4.5	18	0	7	35	5.0	10	0

Kickoff Returns				
	No.	Yds.	Avg.	Lg TD
Career	63	1,500	23.8	100t 1

Playoffs				
Career	2	50	25.0	32 0

Special Teams							
	Solo	Asst	Tot	FF	FR	BP	BFG BXP
Career	7	0	7				

- In his first season as the lead running back in 2023, started all 17 games for the first time of his career to lead the team with 1,005 rushing yards on a career-high 252 carries (4.0 avg.) and six touchdowns. Also finished third on the offense with a career-best 55 receptions for 311 yards (fifth). After rushing for 1,007 yards in 2022, became the sixth running back in team history to have consecutive 1,000-yard seasons, joining Calvin Hill, Tony Dorsett, Emmitt Smith, DeMarco Murray and Ezekiel Elliott.

- Served as the offensive captain in Week 1.
- at N.Y. Giants (9/10)** Opened the season as the starting running back and rushed for 70 yards on 14 carries (5.0 avg.) and totaled two touchdowns on the ground, his fourth career game with multiple rushing touchdowns. Also became the 10th player in team history to rush for multiple touchdowns in a season opener, and the first since Marion Barber in 2008 (at Cleveland, 9/7).
- vs. N.Y. Jets (9/17)** Tallied a career-high 25 carries for 72 yards and caught seven passes for 37 yards for a career-high 32 total touches. Became the first Cowboys running back to carry the ball 25 times in a game since Elliott had 28 rushes at the N.Y. Jets (10/13/19). Totaled 109 scrimmage yards, his 13th career game with 100 scrimmage yards.
- at Arizona (9/24)** Carried the ball 23 times for a season-best 122 yards (5.3 avg.) - third-most rushing yards in a game of his career. It also marked his seventh career 100-yard rushing game and his first since he had 115 yards at Green Bay (11/13/22). Part of a rushing attack that accumulated a season-high 185 rushing yards and 12 rushing first downs - tied for the most rushing first downs in a game since Head Coach Mike McCarthy arrived in 2020 - against Carolina (10/3/21) and at Minnesota (11/20/22). Also had three receptions for -1 yard to tally 121 scrimmage yards, his 14th career game with 100 scrimmage yards.
- vs. New England (10/1)** Added 47 yards on 11 rushes and 13 yards on three catches.
- at San Francisco (10/8)** Rushed eight times for 29 yards and caught four passes for 35 yards, including a season-long catch of 26 yards.
- at LA Chargers (10/16)** Finished with 110 scrimmage yards (30 rushing; 80 receiving), his third game this season - 15th of his career - with 100-plus scrimmage yards. Had a 60-yard reception - second-longest catch of his career - as part of his six receptions (tied the third-most in his career) for 80 receiving yards (second).
- vs. LA Rams (10/29)** Tallied 53 yards on 12 rushes and two yards on one reception. Became the 12th player in franchise history to reach 3,000 career rushing yards (3,039).
- at Philadelphia (11/5)** Ran 12 times for 51 yards and caught three passes for 12 yards.
- vs. N.Y. Giants (11/12)** Totaled 55 yards on 15 carries. Part of an offense that produced two rushers over 50 rushing yards (Pollard - 55; Rico Dowdle - 79) and multiple receivers over 150 receiving yards (Brandin Cooks - 173; CeeDee Lamb - 151) for the first time in franchise history.
- at Carolina (11/19)** Had 12 carries for 61 yards (5.1 avg.) with a touchdown, his third touchdown in 2023 and 20th career rushing score. Averaged 5.1 yards-per-carry.
- vs. Washington (11/23)** Recorded 13 carries for 79 yards (6.1 avg.) and a touchdown while catching six passes for 24 yards, his fourth game with 100 scrimmage yards in 2023 and 16th of his career. His 6.1 yards-per-carry were a season-high and his most since a 7.6 rushing average against Indianapolis (12/4) in 2022.
- vs. Seattle (11/30)** Had 20 carries for 68 yards and a touchdown. Marked this third consecutive game with a rushing touchdown in, a career-long touchdown streak.
- vs. Philadelphia (12/10)** Totaled 59 rushing yards and seven receptions for 37 receiving yards, giving him 96 scrimmage yards. His seven receptions tied a career-best that he set against the N.Y. Jets in Week 2 (9/17).
- at Buffalo (12/17)** Registered 52 rushing yards on 11 carries (4.7 avg.) and two receptions for five yards. Has recorded at least 50 scrimmage yards in all 14 games this season, joining Christian McCaffrey as the only two players in the NFL in 2023 with at least 50 scrimmage yards in every game at that point. Became the 10th running back - 18th instance - in franchise history to top 50 receptions (51) in a single season.
- at Miami (12/24)** Ran 12 times for 38 yards and caught one pass for five yards.
- vs. Detroit (12/30)** Rushed 16 times for 49 yards and caught one pass for no gain.
- at Washington (1/7/24)** Finished with 17 carries for 70 yards and a touchdown. Also had two catches for 16 yards. Eclipsed 1,000 rushing yards on the season (1,005) to become the sixth running back in team history to have consecutive 1,000-yard seasons, joining Calvin Hill, Dorsett, Emmitt Smith, Murray and Elliott. His 55 receptions on the season were the 10th-most by a Cowboys running back in a single season in franchise history. Became the 10th running back in team history to top 175 career receptions (176).

4 Dak Prescott, QB

Games/Starts: 2023-17/17 Career-114/114
Playoffs: 2023-0/0 Career-6/6

	Passing									
	Att	Com	Yds	Pct	Yds/Att	TD	Int	Lng	Sk/Yds	Rtng
Last Game	36	31	279	86.1	7.6	4	1	32	0/0	124.4
2023	590	410	4,516	69.5	7.7	36	9	92t	39/255	105.9
Career	3,873	2,595	29,459	67.0	7.6	202	74	92t	235/1,417	99.0

Playoffs										
Career	216	137	1,559	63.4	7.2	11	5	46	11/77	92.3

	Rushing					Receiving				
	Att.	Yds.	Avg.	Lg	TD	Rec.	Yds.	Avg.	Lg	TD
Last Game										
2023	55	242	4.4	22	2					
Career	407	1,884	4.6	42	28	1	11	11.0	11t	1

Playoffs										
Career	25	118	4.7	17	4					

- Authored a historic 2023 season, becoming the first Cowboys quarterback to lead the NFL outright in passing touchdowns with 36 (second-most of his career; tied for the second-most in a single-season in team history). Also led the league in completions (career-high tying 410), was second in completion percentage (career-high 69.5%; second-most in single-season team history) and quarterback rating (career-high 105.9; second-highest in franchise history) and third in passing yards (4,516 - second-most of his career; third-most in a single-season in team history) while starting all 17 games. Also rushed 55 times for 242 yards and two touchdowns.
- Was selected to his third Pro Bowl - first since 2018.
- Named NFC Offensive Player of the Month (November) after throwing for 1,298 yards (most in the NFC), 13 touchdowns (most in the NFL), a 121.7 quarterback rating and a 3-1 record during that time. Earned his first career NFC POTM award, and became the third Cowboys quarterback (Troy Aikman, Tony Romo four times) to do so.
- Served as the offensive captain in Week 5.

at N.Y. Giants (9/10) Opened the season 13-of-24 (54.2) for 143 yards with no touchdowns and no interceptions. Also added one rush for six yards. Won his 11th consecutive start against the New York Giants, tying Roger Staubach with the longest win streak against the Giants since 1950. Also improved his career record against the NFC East to 28-7, and in total, his 62 career wins tied Danny White for the fourth-most wins among Cowboys quarterbacks. Eclipsed 25,000 career passing yards (25,086), joining Aaron Rodgers as the only two players in NFL history to amass 25,000 passing yards and 1,500 rushing yards in their first 100 career games.

vs. N.Y. Jets (9/17) Completed 31-of-38 passes (81.6%) for 255 yards, two touchdowns and no interceptions. Also totaled a 112.2 passer rating, his 51st career game with a passer rating of 100.0-or-better. His 81.6 completion percentage was the eighth-highest of his career and his highest completion rate since last season at Minnesota (11/20 88.0%). Was his 63rd career win as the starting quarterback to break a tie with White (62) for the fourth-most all-time wins among Cowboys quarterbacks.

at Arizona (9/24) Played and started in his 100th career game as he passed for 249 yards with one touchdown and an interception on 25-of-40 passes (62.5%). With 25 completions, he (2,254) surpassed Jared Goff and Matt Ryan for the third-most completions in a player's first 100 career games, and his 25,590 career passing yards were the eighth-most passing yards by a player in his first 100 career games in NFL history.

vs. New England (10/1) Connected on 28-of-34 passes for 261 yards with one touchdown and no interceptions. His 82.4 completion percentage was the seventh-highest of his career. Also finished with a 108.5 passer rating, his second game this season with a 100.0 rating and the 52nd of his career, which is the second-most 100.0 rating games in a NFL quarterback's first eight seasons (Russell Wilson, 65).

at San Francisco (10/8) Held to 153 yards on 14-of-24 passes with one touchdown and three interceptions. Also rushed once for two yards.

at LA Chargers (10/16) Threw for 272 yards - including a long pass of 60 yards - on 21-of-30 passes with one touchdown. Also led the team with a season-high 40 yards on seven carries and a touchdown. His rushing touchdown was an 18-yard rush that marked the longest rushing score of his career and the longest by a Cowboys quarterback since Jon Kitna had a 29-yard touchdown run in 2010 against Detroit (11/21). It also marked his 27th career rushing score and his first since 2022 against Chicago (10/30). His 40 rushing yards were the sixth-most in a game of his career, and his seven rushing attempts were the most since 2021 at Washington (12/12). After throwing a touchdown, he has now thrown a touchdown against all 31 NFL opponents. Improved his career record to 5-1 on Monday Night Football.

Orchestrated a 14-play, 54-yard drive that resulted in a field goal to take a 20-17 lead in the fourth quarter. Dallas held on to win, giving him his 20th game-winning drive, tied with Ben Roethlisberger and Ryan Tannehill for the fifth-most game-winning drives since 2016, and his 20 game-winning drives were second in team history behind Romo (24). His 9.07 yards-per-attempt was his most since averaging 9.91 yards-per-attempt in 2022 against Philadelphia (12/24).

vs. LA Rams (10/29) Completed 25-of-31 passes for 304 yards, four touchdowns and one interception. His four passing touchdowns marked his eighth career game with four scores through the air, tying White for second in Cowboys history, and it was the first time he accomplished this feat since throwing four touchdowns in the season finale at Philadelphia (1/8/22). His 80.6% completion rate was his third game of the season with a completion percentage of 80.0%-or-higher, most in the NFL. Has six career games with 300 yards and four passing touchdowns, tied with Romo for the most such games in team history. It was his first 300-yard passing performance of the season and the 22nd of his career, second in team history behind Romo (46). His 133.7 passer rating was his highest since a 139.3 passer rating at Minnesota (11/20/22). His 9.81 yards-per-attempt was his third-highest mark of the season.

at Philadelphia (11/5) Connected on 29-of-44 passes for a season-high 374 yards and three touchdowns. His 374 passing yards were his most in a non-overtime game since throwing for 403 yards at Tampa Bay (9/9/21). Had seven touchdown passes in the last two games, the most touchdowns in a two-game span since he threw eight scores in the last two games of the 2021 season (against Arizona, 1/2/22 and at Philadelphia, 1/8/22). It was his 32nd career game with three-or-more touchdowns, and he recorded three-or-more touchdown passes in four straight games against Philadelphia. With a 115.2 passer rating, he recorded a 100.0 passer rating-or-better in three consecutive games, the first time since 2021 (against Washington, 12/26 - at Philadelphia, 1/8/22). Recorded his 55th career game with a 100.0 passer rating-or-better, second in Cowboys history behind Romo (67).

vs. N.Y. Giants (11/12) Threw for a season-high 404 yards on 26-of-35 passes (74.3%) with four touchdowns to one interception. Also rushed twice for 17 yards and a score. Notched his 10th career 400-yard game, tied with Dan Marino and Patrick Mahomes for the most 400-yard passing games in a player's first eight seasons. His 10 400-yard games are also the most in franchise history. Was his first 400-yard passing game since a 445-yard performance in 2021 at New England (10/17). In his last three games, he completed 72.7% of his passes for 1,082 yards and 11 touchdowns to become the 11th player since the NFL merger to pass for at least 1,000 yards, 10-plus touchdowns, complete at least 70% of his passes and throw two-or-fewer interceptions in a three-game span. Threw for 300 yards and three scores in three consecutive games to establish a franchise record. His 138.3 passer rating was his second-highest mark of the season, as he recorded a 100.0 rating-or-better in four consecutive games. The last time he had a 100.0 rating in four straight games was in 2021. Was his 33rd career game with three-or-more touchdown passes, tying Brett Favre for the fourth-most such games by a player in his first eight seasons in NFL history. Has now won his last 12 starts against the Giants, passing Staubach for the longest win streak by any NFL quarterback against the Giants since 1950. Was his third career game with 400 passing yards and four touchdowns, a franchise record and tied for the eighth-most such games in NFL history.

at Carolina (11/19) On 25-of-38 passes, threw for 189 yards and two touchdowns. Also rushed twice for six yards. Was his 57th career multi-passing touchdown game, and threw for two-or-more touchdowns in four consecutive games.

vs. Washington (11/23) Connected on 22-of-32 passes for 331 yards and four touchdowns, his eighth career game with 300 passing yards and four touchdowns - the most by a Cowboys quarterback all-time. It was his 10th career game with four-plus passing touchdowns, tying Romo for the most in franchise history. Has 1,985 career passing yards on Thanksgiving Day - fourth in NFL history on the holiday. It was his 34th career game with three-or-more touchdown passes, passing Favre for the fourth-most such games by a player in his first eight seasons in NFL history. Notched his fourth 300-yard passing game in 2023 and the 25th of his career, second in franchise history behind Romo (46). His 142.1 passer rating was a season-high and the highest since his 151.8 rating in the 2021 season finale at Philadelphia (1/8/22). Improved to 30-8 in his career against NFC East foes, the second-most wins against his division since 2016. Only Tom Brady, with 31 victories against his division, has more. Upped his career record as the Cowboys starting quarterback to 69-39, as his 69 wins passed Rodgers for the third-most by any quarterback since 2016, trailing Brady (79) and Mahomes (71). Had five completions of 25-plus yards, then the second-most this season.

Dak Prescott, cont.

vs. Seattle (11/30) Completed 29-of-41 passes for 299 yards and three touchdowns. Engineered a seven-play, 54-yard touchdown drive to give the Cowboys a 38-35 lead with 4:37 left in the game. It was his 21st career game-winning drive, second in franchise history and the fifth-most by any quarterback since he was drafted in 2016. Dating back to Dallas' last home game in 2022 (against Philadelphia, 12/24), has recorded at least 250 passing yards and a passer rating of 100-or-higher in seven consecutive home games. Is only the second player in NFL history to reach those marks in seven consecutive home games, joining Favre (1995-96). Has 35 career games with three-or-more passing touchdowns, second in franchise history. Threw multiple touchdowns in six consecutive games, tied for the second-longest streak in Cowboys history and tied his career-long streak that he set in 2021 (against Philadelphia, 9/27 - against Atlanta, 11/14). Recorded a 115.8 passer rating, his eighth game with a 100.0 rating-or-better in 2023, most in the NFL.

vs. Philadelphia (12/10) Passed for 271 yards and two touchdowns on 24-of-39 passes (61.5%). Threw multiple touchdowns in seven consecutive games, a career-long streak and tied Romo for the longest multi-passing touchdown streak in Cowboys history. It was also the longest active multi-passing touchdown streak in the NFL. With a 99.4 passer rating, improved to a 122.5 passer rating at home in 2023, highest in the NFL. With the win, improved to 31-8 in his career against the NFC East, tied with Brady for the most wins against his own division since 2016.

at Buffalo (12/17) Completed 21-of-34 passes (61.8%) for 134 yards and an interception. Before throwing an interception in the fourth quarter, went 199 consecutive pass attempts without an interception, the third-longest streak in franchise history. Also rushed four times for 27 yards and has 212 rushing yards in 2023, his highest rushing output since 2019 (277).

at Miami (12/24) Connected on 20-of-32 passes (62.5%) for 253 yards and two touchdowns. Also ran five times for 25 yards. Finished with a 107.5 passer rating, his ninth game with a 100.0 rating-or-better in 2023, tied with Brock Purdy for most in the NFL in 2023. Now has 61 career multi-touchdown games, second in team history. Reached 30 passing touchdowns in 2023, the third time in his career with at least 30 passing touchdowns in a season (2019 and 2021). His 22-yard run in the fourth quarter was his longest since a 25-yard rush in 2022 against Chicago (10/30).

vs. Detroit (12/30) Tallied 345 yards, two touchdowns and an interception on 26-of-38 passes (68.4%). Recorded his fifth 300-yard game of the season - tied for the second-most in a season of his career (2021) - and the 26th of his career. Finished with a 103.5 passer rating, his 10th game with a 100.0 rating-or-better in 2023, most in the NFL and tied for the second-most in a season in franchise history. Recorded his third career season with 4,000 passing yards (4,237), which ranked second in franchise history behind Romo (four seasons), and passed Romo's 2007 total (4,211) for the fifth-most passing yards in a single season in team history. Now owns three of the top-five single-season passing performances in franchise history. Notched two passing scores to mark his 10th multi-score game of the season, tied for fifth in franchise history. His 92-yard completion to CeeDee Lamb in the first quarter was the longest completion of his career, and the second-longest in franchise history (Don Meredith-Bob Hayes, 95 yards against Washington on Nov. 13, 1966).

at Washington (1/7/24) Threw for 279 yards on 31-of-36 passes (86.1%) for 279 yards, four touchdowns and one interception for a 124.4 quarterback rating. Notched his fourth game with an 80.0 completion percentage-or-higher in 2023 to become the first quarterback in NFL history with four games in a season with a completion percentage of 80.0-or-higher (min. 30 attempts in each game). Recorded his 11th career game with four-plus passing touchdowns, establishing a franchise record. His four games with at least four passing touchdowns led the NFL in 2023. Recorded a 124.4 passer rating to finish 2023 at 105.9, a single-season career-high and second in franchise history behind Romo (113.2 in 2014). His 86.1% completion rate was his highest this season and the fourth-highest completion percentage of his career. Finished the season with 36 touchdown passes to become the first player in Cowboys history to lead the league outright in touchdown passes. Staubach tied for the league lead (23) in 1973. His 36 touchdown passes tied for the second-most in a season in franchise history and were just one behind his record (37) that he set in 2021. Notched his 11th multi-score game of the season, tying a career-high that he set in 2021. It also tied the second-most multi-touchdown games in a season in franchise history, trailing only Romo (12 in 2007). Became the second quarterback (Romo - 248) in franchise history - 50th in NFL history - to reach 200 career passing touchdowns (202).

27 Sheldrick Redwine, DB

Games/Starts: 2023-1/0 Career-31/8
Playoffs: 2023-0/0 Career-2/1

Last Game	Solo	Tackles		Sks/ Yds	Tkl/ Loss	QB Prs	PBU	FF-FR
		Asst	Tot					
2023				INACTIVE				
Career	42	19	61	0.5(-6)		1	3	

Last Game	Solo	Tackles		Sks/ Yds	Tkl/ Loss	QB Prs	PBU	FF-FR
		Asst	Tot					
2023				INACTIVE				
Career	2	0	2	0.5(-6)		1	3	

Last Game	No.	Interceptions				Fumble Recoveries				
		Yds.	Avg.	Lg	TD	No.	Yds.	Avg.	Lg	TD
2023	1	8	8.0	8	0					
Career	1	8	8.0	8	0					

Last Game	Solo	Tackles		Sks/ Yds	Tkl/ Loss	QB Prs	PBU	FF-FR
		Asst	Tot					
2023				INACTIVE				
Career	1	30	30.0	30	0			

Last Game	Solo	Tackles		Sks/ Yds	Tkl/ Loss	QB Prs	PBU	FF-FR
		Asst	Tot					
2023				INACTIVE				
Career	10	6	16	0.5(-6)		1	3	

Last Game	Solo	Tackles		Sks/ Yds	Tkl/ Loss	QB Prs	PBU	FF-FR
		Asst	Tot					
2023				INACTIVE				
Career	0	1	1	0.5(-6)		1	3	

• Spent the 2023 season on Dallas' practice squad, seeing action in one game after being elevated to play on defense and special teams.

vs. Washington (11/23) Elevated from the practice squad to make his Cowboys debut on defense and special teams.

at Washington (1/7/24) Elevated from the practice squad but was a gameday inactive.

76 Asim Richards, T

Games/Starts: 2023-8/0 Career-8/0
Playoffs: 2023-0/0 Career-0/0

• Played in eight games as a rookie in 2023 with limited time on offense and special teams.

at N.Y. Giants (9/10) Made his NFL debut late in the second half on offense.

vs. N.Y. Jets (9/17) Played on offense and special teams.

at Arizona (9/24) Saw time on special teams.

vs. New England (10/1) Played on offense and special teams.

at San Francisco (10/8) and **at LA Chargers (10/16)** Inactive.

vs. LA Rams (10/29) Played on offense and special teams. Was called into action at left tackle early in the fourth quarter after Chuma Edoga left the game due to injury (ankle).

at Philadelphia (11/5) Played on special teams.

vs. N.Y. Giants (11/12), **at Carolina (11/19)**, **vs. Washington (11/23)**, **vs. Seattle (11/30)**, **vs. Philadelphia (12/10)** and **at Buffalo (12/17)** Inactive.

at Miami (12/24) Played on special teams.

vs. Detroit (12/30) Inactive.

at Washington (1/7/24) Saw time on offense and special teams.

10 Cooper Rush, QB

Games/Starts: 2023-7/0 Career-26/6
Playoffs: 2023-0/0 Career-0/0

Last Game	Att	Com	Yds	Passing		TD	Int	Lng	Sk/Yds	Rtng
				Pct	Yds/Att					
2023	4	3	30	75.0	7.5	0	0	24	0/0	95.8
Career	24	18	144	75.0	6.0	0	1	29	1/8	72.2

Last Game	Att	Rushing				Receiving				
		Yds.	Avg.	Lg	TD	Rec.	Yds.	Avg.	Lg	TD
2023	12	-5	-0.4	6	0					
Career	32	6	0.2	15	0					

Last Game	Att	Rushing				Receiving				
		Yds.	Avg.	Lg	TD	Rec.	Yds.	Avg.	Lg	TD
2023	12	-5	-0.4	6	0					
Career	32	6	0.2	15	0					

• Appeared in seven games in 2023, completing 18-of-24 passes (75.0%) for 144 yards with no touchdowns and an interception.

• Served as the offensive captain in Week 16.

at N.Y. Giants (9/10) Entered the game in the fourth quarter with the score well in hand and attempted one pass that was incomplete.

vs. N.Y. Jets (9/17) and **at Arizona (9/24)** Did not play.

Cooper Rush, cont.

vs. New England (10/1) Saw action at quarterback late in the fourth quarter and completed both of his passes for 20 yards and lost two yards on three carries.
at San Francisco (10/8) Played in the fourth quarter and completed both passes for eight yards and rushed once for a loss of two yards.
at LA Chargers (10/16) Did not play.
vs. LA Rams (10/29) Entered the game in the fourth quarter and connected on two-of-three passes for three yards. Also lost three yards on three kneeldowns.
at Philadelphia (11/5) Did not play.
vs. N.Y. Giants (11/12) Played in the fourth quarter and threw for 68 yards on seven-of-nine passes and an interception. Hit a season-long pass of 29 yards to Michael Gallup. Also rushed twice for five yards.
at Carolina (11/19) Appeared in his 25th career game late in the fourth quarter and was two-of-three on his throws for 15 yards. Also lost three yards on three kneeldowns to end the game.
vs. Washington (11/23), vs. Seattle (11/30), vs. Philadelphia (12/10), at Buffalo (12/17), at Miami (12/24) and vs. Detroit (12/30) Did not play.
at Washington (1/7/24) Entered the game late in the fourth quarter and threw for 30 yards on three-of-four passes with a long pass of 24 yards.

86 Luke Schoonmaker, TE

Games/Starts: 2023-17/0 Career-17/0

		Receiving					Special Teams						
Last Game	Rec.	Yds.	Avg.	Lg	TD	Solo	Asst	Tot	FF	FR	BP	BFG	BXP
2023	8	65	8.1	18t	2	2	0	2					
2023	8	65	8.1	18t	2								

- As a rookie in 2023, played in all 17 games and caught eight passes for 65 yards with two scores on offense. Also made two tackles on special teams.

at N.Y. Giants (9/10) Made his NFL debut on offense and special teams.
vs. N.Y. Jets (9/17) Scored his first career touchdown on his first career reception - a one-yard catch in the second quarter. Became the fifth Cowboy since 1990 to score on his first career catch, joining Tony Curtis (2007), Ventell Bryant (2019), Dak Prescott (2020) and Terence Steele (2021).
at Arizona (9/24), vs. New England (10/1), at San Francisco (10/8) and at LA Chargers (10/16) Saw time on offense and special teams.
vs. LA Rams (10/29) Caught one pass for 13 yards.
at Philadelphia (11/5) Made one reception for zero yards.
vs. N.Y. Giants (11/12) Played on offense and special teams.
at Carolina (11/19) Reeled in two receptions for 23 yards, including an 18-yard touchdown pass in the first quarter - all season-bests. Became the eighth rookie tight end in franchise history with two receiving touchdowns in a season.
vs. Washington (11/23) and vs. Seattle (11/30) Hauled in a 12-yard pass.
vs. Philadelphia (12/10) Played on offense and special teams where he made his first career special teams tackle.
at Buffalo (12/17) Saw time on offense and special teams.
at Miami (12/24) Had one catch for four yards on offense and a tackle on special teams.
vs. Detroit (12/30) and at Washington (1/7/24) Played on offense and special teams.

37 Eric Scott, CB

Games/Starts: 2023-0/0 Career-0/0
 Playoffs: 2023-0/0 Career-0/0

		Tackles		Sks/	Tk/	QB			
Last Game	Solo	Asst	Tot	Yds	Loss	Prs	PBU	FF-FR	
2023									INACTIVE

- Inactive for all 17 games as a rookie in 2023.

at N.Y. Giants (9/10), vs. N.Y. Jets (9/17), at Arizona (9/24), vs. New England (10/1), at San Francisco (10/8), at LA Chargers (10/16), vs. LA Rams (10/29), at Philadelphia (11/5) and vs. N.Y. Giants (11/12), at Carolina (11/19), vs. Washington (11/23), vs. Seattle (11/30), vs. Philadelphia (12/10), at Buffalo (12/17), at Miami (12/24), vs. Detroit (12/30) and at Washington (1/7/24) Inactive.

44 Trent Sieg, LS

Games/Starts: 2023-17/0 Career-97/0
 Playoffs: 2023-0/0 Career-1/0

		Solo		Asst		Tot		FF	FR	BP	BFG	BXP
Last Game												
2023	1	1	1	2								
Career	3	3	3	6								

Playoffs

Career.....

- Appeared in all 17 games as the team's long snapper in his first season with Dallas. Logged two special teams tackles.
- Served as the special teams captain in Weeks 8 and 16.

at N.Y. Giants (9/10) Made his Cowboys debut while contributing clean snaps on five extra points, three punts and two field goals
vs. N.Y. Jets (9/17) Snapped cleanly on five field goals, three punts and an extra point.
at Arizona (9/24) Provided clean snaps for three field goals, two punts and an extra point.
vs. New England (10/1) Cleanly snapped on three field goals, three extra points, two punts and a successful two-point conversion on a fake PAT.
at San Francisco (10/8) Made his first special teams tackle of the season along with clean snaps on five punts, a field goal and an extra point.
at LA Chargers (10/16) Snapped cleanly on four punts, two field goals and two extra points.
vs. LA Rams (10/29) Provided clean snaps on five PATs, two field goals and two punts.
at Philadelphia (11/5) Added clean snaps on two punts, two extra points and a field goal
vs. N.Y. Giants (11/12) Cleanly snapped on a season-high seven extra points and two punts.
at Carolina (11/19) Successfully snapped cleanly on four extra points, three punts and two field goals
vs. Washington (11/23) Had clean snaps on five extra points, three punts and a field goal while also adding a special teams tackle
vs. Seattle (11/30) Made clean snaps on four field goals and three PATs.
vs. Philadelphia (12/10) Tallied clean snaps on four field goals, three PATs and a punt. Part of a battery that helped Brandon Aubrey successfully make an NFL record two field goals of 59 yards-or-longer in the same game, including a 60-yarder in the first quarter that served as the first successful 60-plus yard field goal in a first quarter in league history.
at Buffalo (12/17) Posted clean snaps on five punts, one field goal and an extra point.
at Miami (12/24) Successfully snapped cleanly on three punts, two field goals and two extra points
vs. Detroit (12/30) Had clean snaps on four punts, two field goals and two extra points.
at Washington (1/7/24) Cleanly snapped on five extra points and three field goals.

58 Mazi Smith, DT

Games/Starts: 2023-17/3 Career-17/3
 Playoffs: 2023-0/0 Career-0/0

		Tackles		Sks/	Tk/	QB			
Last Game	Solo	Asst	Tot	Yds	Loss	Prs	PBU	FF-FR	
2023	8	7	15	1.0(-9)	2(-5)	5			

Playoffs

2023.....

- As a rookie in 2023, tallied 15 tackles, two tackles for loss, a sack and five quarterback pressures while starting three-of-17 games played.

at N.Y. Giants (9/10) In his NFL debut, posted two tackles, a tackle for loss and a quarterback pressure - the first stats of his career. Part of a defense whose 40-0 victory marked the largest shutout in Cowboys history and the largest shutout in a NFL season opener since 1999 when Pittsburgh defeated Cleveland 43-0.
vs. N.Y. Jets (9/17) Played on the defensive line.
at Arizona (9/24) and vs. New England (10/1) Assisted on a tackle.
at San Francisco (10/8) Added a tackle.
at LA Chargers (10/16) Assisted on a tackle.
vs. LA Rams (10/29) Made one stop.
at Philadelphia (11/5) Saw time on defense.
vs. N.Y. Giants (11/12) Logged a season-best three tackles, a tackle for loss and a quarterback pressure.
at Carolina (11/19) Notched a tackle and a season-high two hurries.
vs. Washington (11/23) Posted two tackles and a hurry.

Mazi Smith, cont.

- vs. Seattle (11/30)** and **vs. Philadelphia (12/10)** Part of the defensive line rotation.
- at Buffalo (12/17)** In his first career start, logged his first career sack of Josh Allen along with a tackle.
- at Miami (12/24)** Made his second straight start and had a tackle.
- vs. Detroit (12/30)** Started his third consecutive game but did not record any statistics.
- at Washington (1/7/24)** Played along the defensive line.

73 Tyler Smith, G/T

Games/Starts: 2023-14/14 Career-31/31
Playoffs: 2023-0/0 Career-2/2

- Started all 14 games he played in, missing three games due to injury.
- Served as the offensive captain in Week 10.
- at N.Y. Giants (9/10)** and **vs. N.Y. Jets (9/17)** Inactive/Injured-Hamstring.
- at Arizona (9/24)** Made his season debut at left guard and blocked for an offense that accumulated 416 total net yards and a season-high 185 rushing yards. The offense also notched 26 first downs, including a season-best 12 rushing first downs that tied the most rushing first downs in a game since Head Coach Mike McCarthy arrived in 2020 - against Carolina (10/3/21) and at Minnesota (11/20/22).
- vs. New England (10/1)** Assisted the offense in compiling four drives of 10-plus plays, giving the Dallas offense a league-leading 16 on the season. On the day, the offense racked up 377 total net yards and 22 first downs, while holding the ball for 35:09
- at San Francisco (10/8)** The offense was limited to 197 total net yards, eight first downs and a 22:55 time of possession mark
- at LA Chargers (10/16)** Helped an offense that posted 342 total net yards, 272 passing yards and 20 first downs
- vs. LA Rams (10/29)** The team exploded for 43 points and 285 passing yards as part of 387 total net yards and 24 first downs. Behind the line's protection, Dak Prescott threw for 304 yards and a season-best four touchdowns.
- at Philadelphia (11/5)** Helped block for an offense that accumulated 333 net passing yards and 406 total net yards. Prescott amassed 374 yards along with three touchdowns in the air behind the line's blocking.
- vs. N.Y. Giants (11/12)** In a historic performance, the offense produced a season-high 640 total net yards behind the guidance of the offensive line, the second-most yards gained in a single game in franchise history behind a 652-yard performance in 1966 against Philadelphia (10/9). The unit also tallied a season-best 472 net passing yards - second-most in a single game in franchise history - and 32 first downs - tied for the third-most in a single game in team history. For the first time in franchise history, the offense had two rushers over 50 rushing yards (Tony Pollard - 55; Rico Dowdle - 79) and multiple receivers over 150 receiving yards (Brandin Cooks - 173; and CeeDee Lamb - 151). The line did not allow a sack of a Cowboys quarterback for the second time this season as Prescott passed for a season-best 404 yards on 35 attempts and backup Cooper Rush threw for 68 yards on nine attempts.
- at Carolina (11/19)** Played and started in his 25th career game and provided blocking for an offense that totaled 311 net yards, 23 first downs and 107 rushing yards, including a season-high tying four runs of 10-plus yards. The line did not allow a sack for the second straight game, the first time they haven't allowed sacks in back-to-back games since last season (at Minnesota, 11/20 - against N.Y. Giants, 11/24).
- vs. Washington (11/23)** The offense logged 431 total net yards and 21 first downs. Allowed Prescott to pass for 331 yards and four touchdowns while not allowing a sack on 33 dropbacks - the fourth game this season the line did not allow a sack.
- vs. Seattle (11/30)** Part of an offense that rolled up 41 points, 411 total net yards and 33 first downs - tied for the second-most in a game in franchise history.
- vs. Philadelphia (12/10)** Helped the offense compile 394 total net yards, 24 first downs and control the clock for 36:36. The unit scored on every possession in the first half, tallying three touchdowns and a field goal on four drives. It was the first time in 2023 Dallas scored on every first half drive and the first time since scoring on all five first half drives at Minnesota (11/20/22)
- at Buffalo (12/17)** Part of an offense that was limited to a season-low 195 total net yards.
- at Miami (12/24)** The offense tallied 339 total net yards, 19 first downs and a 31:02 time of possession mark behind the blocking of the offensive line. The unit recorded a 17-play, 69-yard drive to take the lead in the fourth quarter to mark the longest touchdown drive of the season.
- vs. Detroit (12/30)** Provided protection for an offense that accumulated 384 total net yards, including 345 passing yards by Prescott - his fifth game this season over 300 yards to tie the second-most in a season of his career (2021). Left late in the third quarter with a foot injury and did not return.
- at Washington (1/7/24)** Inactive/Injured-Foot.

77 Tyron Smith, T

Games/Starts: 2023-13/13 Career-161/161
Playoffs: 2023-0/0 Career-8/8

- Started all 13 games played in 2023 - his most games played since the 2019 season (13 games).
- Served as the offensive captain in Week 3.
- at N.Y. Giants (9/10)** Started the season opener at left tackle and blocked for an offense that generated 265 total net yards, including 122 yards on the ground highlighted by 70 yards and two rushing scores by Tony Pollard. The offensive line also did not allow a sack of Dak Prescott during 24 dropbacks as he passed for 143 yards.
- vs. N.Y. Jets (9/17)** Played and started in his 150th career game. Part of an offense that commanded the time of possession with a mark of 42:15, the second-highest amount for a non-overtime, regular season game in franchise history. Collectively, the offense compiled 382 total net yards and 26 first downs
- at Arizona (9/24)** Active but did not play (knee).
- vs. New England (10/1)** Inactive/Injured-Knee.
- at San Francisco (10/8)** Returned to start at left tackle as the offense, behind the offensive line, was limited to 197 total net yards, eight first downs and a 22:55 time of possession mark
- at LA Chargers (10/16)** Helped an offense that posted 342 total net yards, 272 passing yards and 20 first downs
- vs. LA Rams (10/29)** Inactive/Injured-Neck.
- at Philadelphia (11/5)** Returned to the starting lineup and helped block for an offense that accumulated 333 net passing yards and 406 total net yards. Prescott amassed 374 yards along with three touchdowns in the air behind the line's blocking.
- vs. N.Y. Giants (11/12)** In a historic performance, the offense produced a season-high 640 total net yards behind the guidance of the offensive line, the second-most yards gained in a single game in franchise history behind a 652-yard performance in 1966 against Philadelphia (10/9). The unit also tallied a season-best 472 net passing yards - second-most in a single game in franchise history - and 32 first downs - tied for the third-most in a single game in team history. For the first time in franchise history, the offense had two rushers over 50 rushing yards (Pollard - 55; Rico Dowdle - 79) and multiple receivers over 150 receiving yards (Brandin Cooks - 173; and CeeDee Lamb - 151). The line did not allow a sack of a Cowboys quarterback for the second time this season as Prescott passed for a season-best 404 yards on 35 attempts and backup Cooper Rush threw for 68 yards on nine attempts.
- at Carolina (11/19)** Provided blocking for an offense that totaled 311 net yards, 23 first downs and 107 rushing yards, including a season-high tying four runs of 10-plus yards. The line did not allow a sack for the second straight game, the first time they haven't allowed sacks in back-to-back games since last season (at Minnesota, 11/20 - against N.Y. Giants, 11/24).
- vs. Washington (11/23)** The offense logged 431 total net yards and 21 first downs. Held a clean pocket for Prescott to pass for 331 yards and four touchdowns while not allowing a sack on 33 dropbacks - the fourth game this season the line did not allow a sack.
- vs. Seattle (11/30)** Part of an offense that rolled up 41 points, 411 total net yards and 33 first downs - tied for the second-most in a game in franchise history.
- vs. Philadelphia (12/10)** Helped the offense compile 394 total net yards, 24 first downs and control the clock for 36:36. The unit scored on every possession in the first half, tallying three touchdowns and a field goal on four drives. It was the first time in 2023 Dallas scored on every first half drive and the first time since scoring on all five first half drives at Minnesota (11/20/22)
- at Buffalo (12/17)** Part of an offense that was limited to a season-low 195 total net yards.
- at Miami (12/24)** Inactive/Injured-Back.
- vs. Detroit (12/30)** Returned to the starting lineup and provided protection for an offense that accumulated 384 total net yards, including 345 passing yards by Prescott - his fifth game this season over 300 yards to tie the second-most in a season of his career (2021).
- at Washington (1/7/24)** The offensive unit rolled up 440 total net yards with the help of the offensive line, its second-highest net yardage total in 2023. Additionally, the offense averaged 5.56 yards-per-carry, the second-highest rushing average of the season.

78 Terence Steele, T

Games/Starts: 2023-17/17 Career-62/57
Playoffs: 2023-0/0 Career-1/0

- Started a career-high 17 games in 2023 at right tackle.
- Served as the offensive captain in Week 13.

Terence Steele, cont.

at N.Y. Giants (9/10) Started the season opener at right tackle and blocked for an offense that generated 265 total net yards, including 122 yards on the ground highlighted by 70 yards and two rushing scores by Tony Pollard. The offensive line also did not allow a sack of Dak Prescott during 24 dropbacks as he passed for 143 yards.

vs. N.Y. Jets (9/17) Part of an offense that commanded the time of possession with a mark of 42:15, the second-highest amount for a non-overtime, regular season game in franchise history. Collectively, the offense compiled 382 total net yards and 26 first downs

at Arizona (9/24) Blocked for an offense that accumulated 416 total net yards and a season-high 185 rushing yards. The offense also notched 26 first downs, including a season-best 12 rushing first downs that tied the most rushing first downs in a game since Head Coach Mike McCarthy arrived in 2020 - against Carolina (10/3/21) and at Minnesota (11/20/22).

vs. New England (10/1) Assisted the offense in compiling four drives of 10-plus plays, giving the Dallas offense a league-leading 16 on the season. On the day, the offense racked up 377 total net yards and 22 first downs, while holding the ball for 35:09

at San Francisco (10/8) Played in his 50th career game as the offense, behind the offensive line, was limited to 197 total net yards, eight first downs and a 22:55 time of possession mark

at LA Chargers (10/16) Helped an offense that posted 342 total net yards, 272 passing yards and 20 first downs

vs. LA Rams (10/29) The team exploded for 43 points and 285 passing yards as part of 387 total net yards and 24 first downs. Behind the line's protection, Prescott threw for 304 yards and a season-best four touchdowns.

at Philadelphia (11/5) Helped block for an offense that accumulated 333 net passing yards and 406 total net yards. Prescott amassed a season-high 374 yards along with three touchdowns in the air behind the line's blocking.

vs. N.Y. Giants (11/12) In a historic performance, the offense produced 640 total net yards behind the guidance of the offensive line, the second-most yards gained in a single game in franchise history behind a 652-yard performance in 1966 against Philadelphia (10/9). The unit also tallied a season-best 472 net passing yards - second-most in a single game in franchise history - and 32 first downs - tied for the third-most in a single game in team history. For the first time in franchise history, the offense had two rushers over 50 rushing yards (Pollard - 55; Rico Dowdle - 79) and multiple receivers over 150 receiving yards (Brandin Cooks - 173; and CeeDee Lamb - 151). The line did not allow a sack of a Cowboys quarterback for the second time this season as Prescott passed for a season-best 404 yards on 35 attempts and backup Cooper Rush threw for 68 yards on nine attempts.

at Carolina (11/19) Started his 50th career game and provided blocking for an offense that totaled 311 net yards, 23 first downs and 107 rushing yards, including a season-high tying four runs of 10-plus yards. The line did not allow a sack for the second straight game, the first time they haven't allowed sacks in back-to-back games since last season (at Minnesota, 11/20 - against N.Y. Giants, 11/24).

vs. Washington (11/23) The offense logged 431 total net yards and 21 first downs. Held a clean pocket for Prescott to pass for 331 yards and four touchdowns while not allowing a sack on 33 dropbacks - the fourth game this season the line did not allow a sack.

vs. Seattle (11/30) Part of an offense that rolled up 41 points, 411 total net yards and 33 first downs - tied for the second-most in a game in franchise history.

vs. Philadelphia (12/10) Helped the offense compile 394 total net yards, 24 first downs and control the clock for 36:36. The unit scored on every possession in the first half, tallying three touchdowns and a field goal on four drives. It was the first time in 2023 Dallas scored on every first half drive and the first time since scoring on all five first half drives at Minnesota (11/20/22)

at Buffalo (12/17) Part of an offense that was limited to a season-low 195 total net yards.

at Miami (12/24) The offense tallied 339 total net yards, 19 first downs and a 31:02 time of possession mark behind the blocking of the offensive line. The unit recorded a 17-play, 69-yard drive to take the lead in the fourth quarter to mark the longest touchdown drive of the season.

vs. Detroit (12/30) Provided protection for an offense that accumulated 384 total net yards, including 345 passing yards by Prescott - his fifth game this season over 300 yards to tie the second-most in a season of his career (2021).

at Washington (1/7/24) The offensive unit rolled up 440 total net yards with the help of the offensive line, its second-highest net yardage total in 2023. Additionally, the offense averaged 5.56 yards-per-carry, the second-highest rushing average of the season.

30 Juanyeh Thomas, S

Games/Starts: 2023-16/1 Career-16/1
Playoffs: 2023-0/0 Career-0/0

Last Game	Solo	Tackles		Sks/ Yds	Tkl/ Loss	QB Prs	PBU	FF-FR
		Asst	Tot					
2023	13	6	19			1	4	
Career	13	6	19			1	4	

Playoffs

Last Game	Solo	Special Teams			FF	FR	BP	BFG	BXP
		Asst	Tot						
2023	0	2	2						
2023	1	2	3				1		
Career	1	2	3				1		

- Played in 16 games with one start in 2023, logging 19 tackles, a quarterback pressure and four pass breakups on defense. Also had three tackles and a blocked field goal on special teams
- Served as the special teams captain in Weeks 2 and 17.

at N.Y. Giants (9/10) Started his first career game when the team started in a three-safety set and logged two tackles, a quarterback pressure and a pass breakup - all the first stats of his career. Also blocked his first career field goal that was returned 58 yards for a touchdown by Noah Igbinoghene on New York's first offensive drive. Part of a defense whose 40-0 victory marked the largest shutout in Cowboys history and the largest shutout in a NFL season opener since 1999 when Pittsburgh defeated Cleveland 43-0.

vs. N.Y. Jets (9/17) Added a tackle on defense.

at Arizona (9/24) Played on special teams.

vs. New England (10/1) Posted two stops on defense.

at San Francisco (10/8) Played on defense and special teams.

at LA Chargers (10/16) Inactive/Injured-Hamstring.

vs. LA Rams (10/29) Saw time on defense and special teams.

at Philadelphia (11/5) Played on special teams.

vs. N.Y. Giants (11/12) Logged a tackle and a pass breakup on defense.

at Carolina (11/19) Tallied a season-best four tackles.

vs. Washington (11/23) Notched three tackles and a pass breakup.

vs. Seattle (11/30) and vs. Philadelphia (12/10) Saw time on defense and special teams.

at Buffalo (12/17) Registered a career-high six tackles along with a pass breakup.

at Miami (12/24) Played on defense and special teams.

vs. Detroit (12/30) Recorded his first career special teams tackle.

at Washington (1/7/24) Tallied a career-high two special teams tackles.

18 Jalen Tolbert, WR

Games/Starts: 2023-17/6 Career-25/7
Playoffs: 2023-0/0 Career-0/0

Last Game	Rec.	Receiving				TD
		Yds.	Avg.	Lg		
2023	2	8	4.0	5	1	
2023	22	268	12.2	45	2	
Career	24	280	11.7	45	2	

Playoffs

Last Game	Solo	Special Teams			FF	FR	BP	BFG	BXP
		Asst	Tot						
2023	2	0	2						
2023	2	0	2						

- Collected 22 receptions for 268 yards and two touchdowns during his second pro season in 2023. Also made two tackles on special teams.
- Served as the offensive captain in Week 14.

at N.Y. Giants (9/10) Played on offense and special teams in the season opener, and made his first career tackle on special teams.

vs. N.Y. Jets (9/17) Made his second career start and caught three passes for 18 yards.

at Arizona (9/24) Saw time on offense and special teams.

vs. New England (10/1) Recorded career-highs in receptions (four) and receiving yards (53). Also made a tackle on special teams.

at San Francisco (10/8) Made his second start of the season - third of his career - when the offense began the game in a four wide receiver set. Also saw action on special teams.

at LA Chargers (10/16) and vs. LA Rams (10/29) Played on offense and special teams.

Jalen Tolbert, cont.

at Philadelphia (11/5) In his third start of the season, caught three passes for 49 yards - including a long catch of 32 yards - and his first career receiving touchdown in the fourth quarter.

vs. N.Y. Giants (11/12) Caught two passes for two yards.

at Carolina (11/19) Made two receptions for 12 yards.

vs. Washington (11/23) Collected two passes for 49 yards including a long reception of 31 yards.

vs. Seattle (11/30) Had one reception for 17 yards.

vs. Philadelphia (12/10) and **at Buffalo (12/17)** Saw action on offense and special teams.

at Miami (12/24) Hauled in two passes for 51 yards. Posted a career-long 45-yard reception in the second half that set up a Dallas field goal

vs. Detroit (12/30) Made one catch for nine yards.

at Washington (1/7/24) Made his sixth start of the season while playing in his 25th game and caught two passes for eight yards and a touchdown - his second of the season.

9 KaVontae Turpin, WR

Games/Starts: 2023-16/0 Career-33/0
Playoffs: 2023-0/0 Career-2/0

Last Game	Receiving					Rushing				
	Rec.	Yds.	Avg.	Lg	TD	Att.	Yds.	Avg.	Lg	TD
2023	12	127	10.6	34t	3	11	110	10.0	46	1
Career	13	136	10.5	34t	3	14	127	9.1	46	1

Playoffs	
Career	1 8 8.0 8 0

Last Game	Punt Returns						Kickoff Returns				
	No.	Yds.	Avg.	FC	Lg	TD	No.	Yds.	Avg.	Lg	TD
2023	13	79	6.1	22	15	0	10	292	29.2	63	0
Career	42	382	9.1	48	52	0	31	800	25.8	63	0

Playoffs	
Career	2 7 3.5 2 7 0 5 155 31.0 44 0

Last Game	Special Teams								
	Solo	Asst	-	Tot	FF	FR	BP	BFG	BXP
Career	1	0	-	1					

- Concluded the 2023 season with 12 receptions for three touchdowns and 11 rushes for 110 yards and a score on offense - all career-highs. Also returned 13 punts 79 yards and 10 kickoffs 292 yards while seeing action in 16 games.
- Served as the special teams captain in Week 14.

at N.Y. Giants (9/10) In the season opener on offense had two receptions for 11 yards and rushed three times for 14 yards and his first career touchdown. Also returned two punts for 17 yards.

vs. N.Y. Jets (9/17) Caught one pass for nine yards and rushed twice for six yards on offense. Also fair caught four punts on special teams.

at Arizona (9/24) Had one punt return for no yards and one fair catch.

vs. New England (10/1) Talled one run for 46 yards, one catch for five yards and returned two punts 13 yards. His 46-yard run in the fourth quarter was the longest of his career.

at San Francisco (10/8) Hauled in his first career receiving touchdown on a 26-yard reception in the second quarter. Also returned his first two kickoffs of the season for 33 yards and fair caught a punt before leaving the game with an ankle injury.

at LA Chargers (10/16) Had one punt return for 15 yards with two fair catches and one kickoff returned 21 yards.

vs. LA Rams (10/29) Collected one reception for 13 yards on offense, then returned two kickoffs a season-high 88 yards, including a career-high tying 63-yard return.

at Philadelphia (11/5) Played in his 25th career game, and caught a five-yard touchdown pass and rushed once for no gain on offense. On special teams, returned two punts 23 yards and returned a kickoff 48 yards, his second-longest kickoff return this season. Briefly left the game (ribs) in the first quarter, but returned.

vs. N.Y. Giants (11/12) Inactive/Injured-Shoulder.

at Carolina (11/19) On offense, caught two passes for 10 yards and rushed once for 13 yards. Also fair caught four punts on special teams.

vs. Washington (11/23) Hauled in one catch for a career-long 34-yard touchdown on offense and returned on punt five yards on special teams.

vs. Seattle (11/30) Made one reception for 10 yards.

vs. Philadelphia (12/10) Had a 22-yard rush on offense and a 30-yard kickoff return and fair caught a punt on special teams.

at Buffalo (12/17) Returned two kicks for 43 yards (21.5 avg.) and fair caught a punt.

at Miami (12/24) Caught one pass for four yards and rushed once for four yards on offense, and returned one punt two yards on special teams.

vs. Detroit (12/30) Fair caught three punts.

at Washington (1/7/24) Had one rush for five yards on offense. Returned one punt four yards and one kickoff 29 yards on special teams.

55 Leighton Vander Esch, LB

Games/Starts: 2023-5/5 Career-71/65
Playoffs: 2023-0/0 Career-5/5

Last Game	Tackles			Sks/ Yds	Tkl/ Loss	QB Prs	PBU	FF-FR
	Solo	Asst	Tot					
2023	18	17	35	RESERVE/INJURED-Neck	1(-2)	2		0-1
Career	372	185	557	3.5(-23)	13(-27)	18	13	3-1

Playoffs	
Career	32 21 - 53 3 2

Last Week	Interceptions					Fumble Recoveries				
	No.	Yds.	Avg.	Lg	TD	No.	Yds.	Avg.	Lg	TD
2023						1	11	11.0	11t	1
Career	3	63	21.0	28t	0	1	11	11.0	11t	1

Last Game	Special Teams								
	Solo	Asst	-	Tot	FF	FR	BP	BFG	BXP
Career	1	2	-	3					

- Limited to only five games in 2023 after a neck injury ended his season after Week 5. Finished with 35 tackles, a tackle for loss, two quarterback pressures and a fumble recovery.
- Placed on Reserve/Injured on Oct. 16 with a neck injury.
- Served as the defensive captain in Week 3.

at N.Y. Giants (9/10) Logged six tackles and two hurries. Part of a defense whose 40-0 victory marked the largest shutout in Cowboys history and the largest shutout in a NFL season opener since 1999 when Pittsburgh defeated Cleveland 43-0.

vs. N.Y. Jets (9/17) Posted four stops.

at Arizona (9/24) Made six tackles.

vs. New England (10/1) Led the defense with seven tackles and returned his first career fumble 11 yards in the second quarter for his first career touchdown.

at San Francisco (10/8) Led the defense with a season-high 12 tackles while also making a tackle for loss - his first of the season. Left the game in the fourth quarter with a neck injury and did not return.

42 Deuce Vaughn, RB

Games/Starts: 2023-6/0 Career-6/0
Playoffs: 2023-0/0 Career-0/0

Last Game	Att.	Rushing				Receiving				
		Yds.	Avg.	Lg	TD	Rec.	Yds.	Avg.	Lg	TD
2023	23	40	1.7	13	0	7	40	5.7	11	0

Playoffs	
2023	

Last Game	Punt Returns						Kickoff Returns				
	No.	Yds.	Avg.	FC	Lg	TD	No.	Yds.	Avg.	Lg	TD
2023	4	19	4.8	1	11	0					

- Finished his 2023 rookie season with 23 rushes for 40 yards and seven receptions for 40 yards on offense. Also returned four punts for 19 yards before an ankle injury landed him on special teams after six games played.
- Placed on Reserve/Injured on Jan. 3, 2024 with an ankle injury.

at N.Y. Giants (9/10) Made his NFL debut on special teams and on offense, where he carried the ball six times for eight yards - his first career stats - in the fourth quarter.

vs. N.Y. Jets (9/17) Recorded his first career receptions - three for 16 yards - while also adding three runs for 16 yards.

at Arizona (9/24) Played on special teams.

vs. New England (10/1) Rushed eight times for nine yards and caught one pass for two yards.

at San Francisco (10/8) Had three carries for seven yards and caught one pass for a yard. Also recorded his first career punt return for 10 yards.

at LA Chargers (10/16), vs. LA Rams (10/29) and at Philadelphia (11/5) Inactive.

vs. N.Y. Giants (11/12) Lost two yards on one carry and caught one pass for 11 yards on offense. Returned a season-high three punts nine yards including a season-long return of 11 yards.

Deuce Vaughn, cont.

at Carolina (11/19), vs. Washington (11/23), vs. Seattle (11/30), vs. Philadelphia (12/10), at Buffalo (12/17) and at Miami (12/24) Inactive.
vs. Detroit (12/30) With Rico Dowdle inactive due to an ankle injury, served as the No. 2 running back behind Tony Pollard and rushed twice for two yards and caught one pass for 10 yards.

79 Matt Waletzko, T

Games/Starts: 2023-1/0 Career-3/0
Playoffs: 2023-0/0 Career-0/0

- Spent the majority of the 2023 regular season on Reserve/Injured (shoulder) and upon activation on Dec. 27 played in one game.
 - Placed on Reserve/Injured (shoulder) on Aug. 30 and activated from Reserve/Designated For Return on Dec. 27.
- vs. Detroit (12/30) Inactive.
at Washington (1/7/24) Made his season debut on offense late in the game.

91 Tyrus Wheat, LB

Games/Starts: 2023-12/0 Career-12/0
Playoffs: 2023-0/0 Career-0/0

Last Game	Tackles			Sks/ Yds	Tk/ Loss	QB Prs	PBU	FF-FR
	Solo	Asst	Tot					
2023	2	0	2					

2023

Playoffs

Last Game	Special Teams				FR	BP	BFG	BXP
	Solo	Asst	Tot	FF				
2023	0	1	1					

- Saw action in 12 games as a rookie in 2023, totaling two tackles on defense and one tackle on special teams.
 - Signed to the active roster from the practice squad on Oct. 16.
- at LA Chargers (10/16) Made his NFL debut and notched his first career tackle on defense.
vs. LA Rams (10/29) Played on defense and special teams.
at Philadelphia (11/5) Saw time on special teams.
vs. N.Y. Giants (11/12) Played on defense and special teams.
at Carolina (11/19) Saw time on special teams.
vs. Washington (11/23) Notched a tackle on defense.
vs. Seattle (11/30) and vs. Philadelphia (12/10) Saw action on special teams.
at Buffalo (12/17) Played on defense and special teams where he recorded his first career special teams tackle.
at Miami (12/24) and vs. Detroit (12/30) Saw time on special teams.
at Washington (1/7/24) Played on defense and special teams.

54 Sam Williams, DE

Games/Starts: 2023-17/0 Career-32/0
Playoffs: 2023-0/0 Career-2/0

Last Game	Tackles			Sks/ Yds	Tk/ Loss	QB Prs	PBU	FF-FR
	Solo	Asst	Tot					
2023	8	12	20	4.5(-27)	2(-6)	17		1-0
Career	20	19	39	8.5(-53)	9(-21)	37	1	2-3

Playoffs

Career	13	10	23			2	2	
--------	----	----	----	--	--	---	---	--

Special Teams

Last Game	Special Teams				FR	BP	BFG	BXP
	Solo	Asst	Tot	FF				
2023	4	0	4			1		
Career	4	0	4			1		

- Played in a career-high 17 games in 2023, totaling 20 tackles and 4.5 sacks - both career-bests - along with two tackles for loss and 17 quarterback pressures. Also added four tackles and a blocked punt on special teams.
 - Served as the special teams captain in Week 9.
- at N.Y. Giants (9/10) Had two stops and three hurries. Part of a defense whose 40-0 victory marked the largest shutout in Cowboys history and the largest shutout in a NFL season opener since 1999 when Pittsburgh defeated Cleveland 43-0.
vs. N.Y. Jets (9/17) Added two quarterback hurries.
at Arizona (9/24) Assisted on a tackle.
vs. New England (10/1) Collected his first sack of the season
at San Francisco (10/8) Assisted on a tackle.
at LA Chargers (10/16) Played on defense and special teams.
vs. LA Rams (10/29) Added a tackle and two hurries on defense. On special teams, he recorded his first career special teams tackle and his first career blocked punt in the second quarter that resulted in a safety when the ball went through the end zone. It was the first blocked punt by a Cowboy since Dorance Armstrong blocked a punt at the LA Rams (10/9/22).
at Philadelphia (11/5) Contributed two tackles, a sack, a hurry and a forced fumble.
vs. N.Y. Giants (11/12) Tallied two tackles, a sack - second straight game - and a quarterback pressure.
at Carolina (11/19) Played in his 25th career game and had a sack and a quarterback pressure.
vs. Washington (11/23) Posted three tackles and a quarterback hurry on defense and a tackle on special teams.
vs. Seattle (11/30) Added a tackle and a quarterback pressure.
vs. Philadelphia (12/10) Notched three tackles and a hurry.
at Buffalo (12/17) Provided two quarterback pressures on defense and a tackle on special teams.
at Miami (12/24) Made two tackles and his first tackle for loss on the season.
vs. Detroit (12/30) Notched a hurry on defense and a tackle on special teams.
at Washington (1/7/24) Tallied two tackles, a half sack, a tackle for loss and a quarterback pressure.

6 Donovan Wilson, S

Games/Starts: 2023-15/13 Career-66/43
Playoffs: 2023-0/0 Career-3/3

	Tackles			Sks/ Yds	Tkl/ Loss	QB Prs	PBU	FF-FR
	Solo	Asst	Tot					
Last Game.....	5	2	7				1	
2023.....	58	39	97	8.5(-60)	2(-9)	4	3	1-2
Career.....	208	94	302	8.5(-60)	8(-20)	16	10	6-5

Playoffs								
Career.....	203	92	295	8.5(-60)	8(-20)	16	9	6-5

	Interceptions					Fumble Recoveries				
	No.	Yds.	Avg.	Lg	TD	No.	Yds.	Avg.	Lg	TD
Last Game.....	1	0	0.0	0	0					
2023.....	2	0	0.0	0	0					
Career.....	5	5	1.0	5	0	2	0	0.0	0	0

	Special Teams							
	Solo	Asst	Tot	FF	FR	BP	BFG	BXP
Career.....	10	1	11					

- Amassed 97 tackles (third on the defense), two tackles for loss, four quarterback pressures, three pass breakups, a career-high tying two interceptions, a forced fumble and two fumble recoveries while starting 13-of-15 games played in 2023.
- Served as the defensive captain in Week 9.
- at N.Y. Giants (9/10)** and **vs. N.Y. Jets (9/17)** Inactive/Injured-Calf.
- at Arizona (9/24)** Made his season debut to the tune of four tackles, a tackle for loss and a quarterback pressure.
- vs. New England (10/1)** Tied for second on the defense with six stops.
- at San Francisco (10/8)** Tied for second on the defense with nine tackles.
- at LA Chargers (10/16)** Logged four stops and a hurry.
- vs. LA Rams (10/29)** Posted six tackles.
- at Philadelphia (11/5)** Added three tackles.
- vs. N.Y. Giants (11/12)** Made four stops.
- at Carolina (11/19)** Tallied three tackles, a tackle for loss and a fumble recovery.
- vs. Washington (11/23)** Notched eight tackles and a pass breakup.
- vs. Seattle (11/30)** Provided six stops and a hurry.
- vs. Philadelphia (12/10)** Contributed five tackles, a quarterback pressure, a forced fumble and a fumble recovery.
- at Buffalo (12/17)** Second on the defense with nine stops.
- at Miami (12/24)** Led the defense with a career-high 12 tackles.
- vs. Detroit (12/30)** Had a team-high 11 tackles, an interception and a pass breakup.
- at Washington (1/7/24)** Totaled a team-high seven tackles, an interception and a pass breakup. Became the first Cowboys safety to have an interception in consecutive games within the same season since Xavier Woods in 2019. Surpassed 300 career tackles (302).

25 Nahshon Wright, CB

Games/Starts: 2023-12/0 Career-32/3
Playoffs: 2023-0/0 Career-0/0

	Tackles			Sks/ Yds	Tkl/ Loss	QB Prs	PBU	FF-FR
	Solo	Asst	Tot					
Last Game.....	1	0	1					
2023.....	2	0	2				1	
Career.....	23	8	31		1(-1)		5	

Playoffs								
Career.....								

	Special Teams							
	Solo	Asst	Tot	FF	FR	BP	BFG	BXP
Last Game.....								
2023.....	1	2	3					
Career.....	4	2	6					

- In 2023 made two tackles and a pass breakup on defense and three tackles on special teams.
- Activated from Reserve/Injured (ankle) on Oct. 16.
- Served as the special teams captain in Week 11.
- at LA Chargers (10/16)** Made his season debut on special teams.
- vs. LA Rams (10/29)** Assisted on a special teams tackle while also seeing time on defense.
- at Philadelphia (11/5)** Played on special teams.
- vs. N.Y. Giants (11/12)** Recorded his first defensive statistics of the season - one tackle and a pass breakup.
- at Carolina (11/19)** Played in his 25th career game on defense and special teams.
- vs. Washington (11/23)** Saw time on defense and special teams.
- vs. Seattle (11/30)** and **vs. Philadelphia (12/10)** Played on special teams.
- at Buffalo (12/17)** Tallied a career-best two special teams tackles.
- at Miami (12/24)** Saw action on defense and special teams.
- vs. Detroit (12/30)** Played on special teams.
- at Washington (1/7/24)** Logged a tackle on defense.