



# NEWS RELEASE

ONE COWBOYS WAY ★ FRISCO, TEXAS 75034 ★ P:972.497.4959 ★ WWW.DALLASCOWBOYS.COM

REGULAR SEASON GAME #9 - SUNDAY, NOVEMBER 10, 2024  
DALLAS COWBOYS VS. PHILADELPHIA EAGLES  
AT&T STADIUM - ARLINGTON, TEXAS - 3:25 P.M. (CST)



**CBS SPORTS/CBS 11 DFW**  
PxP: Jim Nantz  
Analyst: Tony Romo  
Sideline Reporter: Tracy Wolfson



**KRLD-FM 105.3 THE FAN**  
Play-By-Play: Brad Sham  
Analyst: Babe Laufenberg  
Sideline Reporter: Kristi Scales



**KMVK-FM 107.5 Mega**  
Play-By-Play: Victor Villalba  
Analyst: Luis Perez  
Sideline Reporter: Carlos Nava



**COMPASS MEDIA (National)**  
Play-By-Play: Kevin Ray  
Analyst: Steve Beuerlein

## ★ COWBOYS PR ON TWITTER ★

The official Twitter account of the Dallas Cowboys Public Relations team (@DallasCowboysPR) will provide pertinent stats, information, transactions, game updates and more throughout the week and on gamedays. Follow us for the most up-to-date info related to the Cowboys organization.



**QUICK FACTS:**  
DALLAS COWBOYS (3-5)  
VS.  
PHILADELPHIA EAGLES (6-2)



**Regular Season Series Record:**  
Dallas leads the series 71-55

**Last Regular Season Meeting:**  
@ Dallas 33, Philadelphia 13, Dec. 10, 2023

**Last Meeting in Dallas:**  
Dallas 33, Philadelphia 13, Dec. 10, 2023

**Last Cowboys Win:**  
@ Dallas 33, Philadelphia 13, Dec. 10, 2023

**Series Streak:**  
Dallas has won five of the last seven meetings.

## ★ THIS WEEK'S SCHEDULE ★

**Wednesday, Nov. 6**  
11:00 a.m. Coach McCarthy press conference  
12:20 p.m. First portion of practice open to media  
1:50 p.m. Locker room open

**Thursday, Nov. 7**  
11:10 a.m. Coach McCarthy press conference  
12:05 p.m. First portion of practice open to media  
2:05 p.m. Locker room open

**Friday, Nov. 8**  
12:30 p.m. Coach McCarthy conference call

**Saturday, Nov. 9**  
No availability

**Sunday, Nov. 10**  
3:25 p.m. Kickoff against the Philadelphia Eagles

## PUBLIC RELATIONS CONTACTS

Tad Carper .....972-497-4953 .....tcarper@dallascowboys.net  
 Scott Agulnek.....972-497-4956 ..... sagulnek@dallascowboys.net  
 Dave Abbruzese .....972-497-4355 .. dabbruzese@dallascowboys.net  
 Bronte Hermesmeier. 972-497-4252 .. bhermesmeier@dallascowboys.net  
 Sara Littlejohn.....972-497-4803 ..... slittlejohn@dallascowboys.net  
 Kalie Smith .....972-497-4031 .....kjsmith@dallascowboys.net  
 Emily Robbins.....972-497-4359 ..... erobbins@dallascowboys.net  
 Whitney Faulkner....972-497-4955 ..... wfaulkner@dallascowboys.net

## ★ BY THE NUMBERS ★

# 6

The Cowboys have won six straight home games against the Eagles, their second-longest active home win streak (Giants, seven straight). Dallas is averaging 36.1 points-per-game against Philadelphia during the streak while the Eagles average 19.6 points-per-game.

# 16

Dallas has won five straight games against the NFC East dating back to November 2023. The Cowboys are 16-3 (.842) against the division since 2021, the second-highest divisional winning percentage of any NFL team over that span - Kansas City (17-3, .850).

# 448

CeeDee Lamb has recorded 448 receptions and 5,805 receiving yards in his career, both the most by any Cowboys player through their first five seasons with the team. Only two players in NFL history have more receptions through their first five seasons: Jarvis Landry (481) and Michael Thomas (510).

## ★ DALLAS COWBOYS OMG ★

The Dallas Cowboys website can be found at [www.NFLOMG.com](http://www.NFLOMG.com). Please follow the link and click on the Cowboys logo to access the team's page.

The Cowboys site contains the complete 2024 Media Guide, all weekly game notes and packets, player bios and rosters, Cowboys staff information and bios, weekly flip cards, a game tracker, all team and individual records and statistics, historical information, daily press releases and much more.

**username:** cowboysguest  
**password:** cowboys2024

## ★ TABLE OF CONTENTS ★

Radio and TV broadcast info .....	1
Dallas Cowboys media schedule .....	1
Dallas Cowboys OMG info .....	1
Cowboys PR contact info .....	1
Dallas Cowboys 2024 schedule .....	2
This Week's Uniform Matchup .....	2
2024 Team Captains .....	2
What to watch for .....	3
Mike McCarthy Facts and Figures .....	4
2024 Coaching Staff .....	4
Mike McCarthy coaching record .....	5
Head coach bios .....	5
Series history .....	6
Primetime Cowboys .....	6
AT&T Stadium stats and figures .....	7
A Championship Tradition .....	8
Pro Bowl Numbers .....	8
Individual Notes .....	9-18
Dak Prescott .....	9-11
CeeDee Lamb .....	12-13
Jake Ferguson .....	14
Offensive Notes .....	14
Trevon Diggs/DaRon Bland .....	15
Micah Parsons .....	16
Special Teams Notes .....	17-18
Unofficial Depth Chart .....	20
Pronunciation Guide .....	20
Alphabetical Roster .....	21
Numerical Roster .....	22
Positional Roster .....	23
How The Cowboys Were Built .....	24
Contract Status .....	25
Contract Analysis .....	26
When The Cowboys Were Built .....	27
Transactions by Date .....	28
Transactions by Player .....	29
Team and Individual Stats .....	30-38
2024 Regular Season/Defensive Stats .....	31-32
2024 Team Stats/Snap Count .....	33-34
GxG Player Participation .....	35
2024/2023 Stat Comparison .....	36
GxG Starters/Inactives .....	37
GxG Elevations .....	38
Non-Media Guide Bios .....	39-56
2024 Bio Updates .....	57-73

## ★ 2024 TEAM CAPTAINS ★

The Dallas Cowboys select three team captains weekly throughout the season, as chosen by the team prior to that week's game. Below are the captains from each week of the 2024 season:

### 2024 Dallas Cowboys Captains

#### Week 1 - at Cleveland

Offense ..... Dak Prescott  
 Defense ..... DeMarcus Lawrence  
 Special Teams ..... C.J. Goodwin

#### Week 3 - vs. Baltimore

Offense ..... Tyler Smith  
 Defense ..... Micah Parsons  
 Special Teams .. Israel Mukuamu

#### Week 5 - at Pittsburgh

Offense ..... Jake Ferguson  
 Defense ..... Eric Kendricks  
 Special Teams .. Buddy Johnson

#### Week 8 - at San Francisco

Offense ..... Terence Steele  
 Defense ..... Osa Odighizuwa  
 Special Teams .. Juanyeh Thomas

#### Week 2 - vs. New Orleans

Offense ..... CeeDee Lamb  
 Defense ..... Jourdan Lewis  
 Special Teams .... Markquese Bell

#### Week 4 - at N.Y. Giants

Offense ..... Zack Martin  
 Defense ..... Donovan Wilson  
 Special Teams ..... Trent Sieg

#### Week 6 - vs. Detroit

Offense ..... Rico Dowdle  
 Defense ..... Chauncey Golston  
 Special Teams .... Damone Clark

#### Week 9 - at Atlanta

Offense ..... Jalen Tolbert  
 Defense ..... DeMarvion Overshown  
 Special Teams .. Nick Vigil

## ★ NFC EAST STANDINGS ★

Team	W	L	T	Home	Road	Div.	Con.	PF	PA
Washington .....	7	2	0	4-0	3-2	2-0	5-1	263	189
Philadelphia .....	6	2	0	3-1	3-1	1-0	3-2	199	155
<b>Dallas .....</b>	<b>3</b>	<b>5</b>	<b>0</b>	<b>0-3</b>	<b>3-2</b>	<b>1-0</b>	<b>1-4</b>	<b>171</b>	<b>225</b>
New York .....	2	7	0	0-5	2-2	0-4	1-5	139	202

## 2024 DALLAS COWBOYS SCHEDULE


DATE	REGULAR SEASON (TV)	KICKOFF
Sun., Sept. 8	@ Cleveland Browns (FOX)	W, 33-17
<b>Sun., Sept. 15</b>	<b>NEW ORLEANS SAINTS (FOX)</b>	<b>L, 19-44</b>
<b>Sun., Sept. 22</b>	<b>BALTIMORE RAVENS (FOX)</b>	<b>L, 25-28</b>
Thurs., Sept. 26	@ New York Giants (Prime Video)	W, 20-15
<b>Sun., Oct. 5</b>	<b>@ Pittsburgh Steelers (NBC)*</b>	<b>W, 20-17</b>
<b>Sun., Oct. 13</b>	<b>DETROIT LIONS (FOX)</b>	<b>L, 9-47</b>
<b>Sun., Oct. 20</b>	<b>BYE</b>	
Sun., Oct. 27	@ San Francisco 49ers (NBC)*	L, 24-30
Sun., Nov. 3	@ Atlanta Falcons (FOX)	L, 21-27
<b>Sun., Nov. 10</b>	<b>PHILADELPHIA EAGLES (CBS)</b>	<b>3:25 p.m.</b>
<b>Mon., Nov. 18</b>	<b>HOUSTON TEXANS (ESPN)</b>	<b>7:15 p.m.</b>
Sun., Nov. 24	@ Washington Commanders (FOX)	Noon
<b>Thurs., Nov. 28</b>	<b>NEW YORK GIANTS (FOX)</b>	<b>3:30 p.m.</b>
<b>Mon., Dec. 9</b>	<b>CINCINNATI BENGALS (ESPN)*</b>	<b>7:15 p.m.</b>
Sun., Dec. 15	@ Carolina Panthers (FOX)	Noon
<b>Sun., Dec. 22</b>	<b>TAMPA BAY BUCCANEERS (NBC)*</b>	<b>7:20 p.m.</b>
Sun., Dec. 29	@ Philadelphia Eagles (FOX)	3:25 p.m.
Jan. 4/5	<b>WASHINGTON COMMANDERS</b>	<b>TBD</b>

### Home Games in BOLD

Game times and television broadcasts are subject to change  
 \* Select Prime Time games subject to change, Week 18 TBD

## ★ UNIFORM MATCHUP ★

Below is this week's uniform matchup between the Dallas Cowboys vs. Philadelphia Eagles:



@dallascowboys



/dallascowboys



@dallascowboys



@DallasCowboys



@dallascowboys

## ★ WHAT TO WATCH FOR IN WEEK 10 ★

10

### COOPER RUSH

- \* Cooper Rush is 5-1 when starting for the Dallas Cowboys. If he starts on Sunday against Philadelphia and the Cowboys win, Rush could join Roger Staubach and Dak Prescott as the only three quarterbacks in Cowboys history to win six of their first seven career starts.

13

### DEMARVION OVERSHOWN

- \* DeMarvion Overshown recorded three tackles for loss last week at Atlanta (11/3). The last player to tally three tackles for loss - not including sacks - was Micah Parsons in 2021 at Minnesota (10/31).
- \* Overshown leads the Cowboys with four tackles for loss in 2024 and ranks second in total tackles (58).

17

### BRANDON AUBREY

- \* Brandon Aubrey has made 19 career field goals of 50-or-more yards, tied with Brett Maher for the second-most 50-plus yard makes in Cowboys' franchise history (Dan Bailey, 27). With another 50-yard make, Aubrey will be the first kicker in NFL history to make 10 field goals from 50-plus yards in consecutive seasons.

23

### RICO DOWDLE

- \* Rico Dowdle recorded 107 scrimmage yards (75 rushing, 32 receiving) last week at Atlanta (11/3). With 100 scrimmage yards against Philadelphia, he would be the first Cowboys running back with at least 100 yards from scrimmage in consecutive games since Tony Pollard in Weeks 2-3 of the 2023 season.
- \* Dowdle had three runs of 10-plus yards last week at Atlanta, tied for the third-most runs of 10-or-more yards in Week 9, trailing only Saquon Barkley (six) and Drake Maye (five).

55

### CARL LAWSON

- \* Carl Lawson recorded 2.0 sacks last week at Atlanta (11/13). It was his fifth career multi-sack game and his first since 2020 while playing for Cincinnati. Lawson (29.5) needs a half sack on Sunday to reach 30.0 career sacks.

88

### CEEDEE LAMB

- \* With two touchdown catches on Sunday, Lamb would tie Terrell Owens (38) for ninth on the franchise's all-time receiving touchdowns list.
- \* Lamb needs 10-plus receptions on Sunday against Philadelphia to pass Jason Witten for the most 10-catch games in franchise history (12 games).
- \* Along with ranking fifth in receptions (53), CeeDee Lamb has been targeted 84 times in 2024, tied for second in the NFL behind Garrett Wilson (94).



### DALLAS COWBOYS

- \* Dallas has won four consecutive home games in the month of November. Its last home loss in November dates back to 2021 Thanksgiving Day, a 33-36 overtime defeat against the Las Vegas Raiders.
- \* The Cowboys are 16-for-20 (80.0%) this season when facing third down and short (fewer than four yards). That's the best mark in the NFL. In 2023 Dallas was 42-for-70 (60.0%) in such situations, 14th in the league.
- \* Since Head Coach Mike McCarthy arrived in 2020, Dallas is averaging 32.0 points-per-game at home, most in the NFL during that span.

## ★ COWBOYS & AMERICAN AIRLINES ★



American Airlines is the title game sponsor of the Cowboys vs Eagles game on November 10th. In June 2024, American proudly flew 68 World War II veterans to Normandy, France for the 80th Anniversary of the D-Day landings, paying tribute to their courage and sacrifice. As part of the Salute to Service programming and ongoing support of the military, American Airlines will reunite and host 12 of these World War II veterans at the game. This heartfelt gesture reflects our deepest respect for those who fought for our freedom, and we invite everyone to join us in honoring these heroes during the 2nd quarter of the game as we recognize them on the field.

# MIKE McCARTHY

## Head Coach

Baker University  
Head Coach: 18th Year • NFL: 31st Year • Cowboys: 5th Year



### ★ WINNING HEAD COACH ★

The Dallas Cowboys named Mike McCarthy the ninth head coach in franchise history on Jan. 5, 2020. Along with 13 years of head coaching experience and 13 additional years as an assistant coach in the NFL, McCarthy came to Dallas with a 125-77-2 regular season coaching record - all with the Green Bay Packers (2006-18).

After a 45-30 record in four-plus seasons with Dallas, he owns the third-most wins (tied 15th all-time) and eighth-highest winning percentage (.613) among qualifying active NFL coaches. His teams have qualified for the postseason 12 times, won six NFC North Division titles and two NFC East titles, made four NFC Championship Game appearances and took home a Super Bowl XLV championship.

#### Most Regular Season Wins by Active Head Coach

Coach	Years	Won	Loss	Tied	Pct
Andy Reid	1999-2024	266	144	1	.648
Mike Tomlin	2007-2024	179	102	2	.636
<b>Mike McCarthy</b>	<b>2006-2024</b>	<b>170</b>	<b>107</b>	<b>2</b>	<b>.613</b>
John Harbaugh	2008-2024	166	102	0	.619
Sean Payton	2006-2024	165	102	0	.618

### ★ 2024 ASSISTANT COACHES ★

#### Booth (B); Sideline (S) OFFENSE

Brian Schottenheimer (S)	Offensive Coordinator
Jeff Blasko (B)	Run Game Coord./Running Backs
Ramon Chinyong Sr. (S)	Asst. Offensive Line/Quality Control
Ryan Feder (B)	Asst. Quarterbacks/Game Management
Evan Harrington (S)	Offensive Asst./Minority Fellowship
Chase Haslett (B)	Pass Game Specialist
Robert Prince (S)	Pass Game Coordinator/Wide Receivers
Steve Shimko (B)	Offensive Asst./Quality Control
Eric Simonelli (S)	Head Coach Asst./Quality Control
Mike Solari (S)	Offensive Line
Scott Tolzien (B)	Quarterbacks
Lunda Wells (S)	Tight Ends

#### DEFENSE

Mike Zimmer (S)	Defensive Coordinator
Greg Ellis (B)	Asst. Defensive Line/Quality Control
Cristian Garcia (B)	Asst. Defensive Backs/Quality Control
Paul Guenther (S)	Defensive Run Game Coordinator
Al Harris (S)	Asst. Head Coach/Defensive Backs
Cannon Matthews (S)	Safeties
Scott McCurley (S)	Linebackers
Darian Thompson (B)	Asst. Linebackers/Quality Control
Jeff Zgonina (S)	Defensive Line

#### SPECIAL TEAMS

John Fassel (S)	Special Teams Coordinator
Rayna Stewart (S)	Asst. Special Teams

#### STRENGTH AND CONDITIONING/OPERATIONS

Harold Nash Jr. (S)	Strength and Conditioning Coordinator
Cedric Smith (S)	Asst. Strength and Conditioning
Kendall Smith (S)	Asst. Strength and Conditioning
Braylon Tatum (S)	Markus Paul Strength and Conditioning Intern
Justin Rudd (S)	Coaching Operations Manager/Football Analytics

### ★ McCARTHY IN COWBOYS LORE ★

Mike McCarthy led the Cowboys to double-digit wins in three consecutive seasons for the first time since 1991-96. McCarthy has stacked up wins since he arrived in Dallas in 2020, as his .600 winning percentage with Dallas is the fourth-highest among any head coach in franchise history:

#### Career Winning Percentage - Cowboys Head Coaches

Coach	W	L	T	Win%
Barry Switzer, 1994-97	40	24	2	.625
Wade Phillips, 2007-10	34	22	0	.607
Tom Landry, 1960-88	250	162	6	.607
<b>Mike McCarthy, 2020-23</b>	<b>45</b>	<b>30</b>	<b>0</b>	<b>.600</b>
Chan Gailey, 1998-99	18	14	0	.563
Jason Garrett, 2010-19	85	67	0	.559
Jimmy Johnson, 1989-93	44	36	0	.550
Bill Parcells, 2003-06	34	30	0	.531
Dave Campo, 2000-02	15	33	0	.313

### ★ McCARTHY'S RECORD WHEN... ★

Below is a look at Mike McCarthy's head coaching record under several different circumstances:

Regular season	170-107-2
Postseason	11-11
Overall	181-118-2

	Regular	Post
September	38-22-1	
October	45-22	
November	33-38-1	
December	48-21	
January	6-4	10-11
February		1-0
Playing at home	98-38-2	5-5
Playing on the road	71-69	6-6
Playing at AT&T Stadium	26-11	2-2
Playing in prime time	44-36	4-1
Thursday	16-8	
Saturday	4-1	3-2
Sunday	139-87-2	7-9
Monday	11-10	1-0
Tuesday	0-1	
Playing against the NFC East	33-17	5-2
Playing against the rest of the NFC	114-71-2	5-9
Playing against the AFC	42-31	1-0
Playing on grass surface	106-62-2	8-7
Playing on artificial surface	64-46	3-4
Post Bye	12-6	
Post Bye Home	5-1	
Post Bye Road	7-5	
When scoring 30-plus points	97-10	7-3
When team scores first	118-39-2	5-2
When team leads at halftime	134-24-1	10-2



# ★ McCARTHY'S HEAD COACHING RECORD AND COACHING EXPERIENCE ★

Year	Team	Regular Season				Result	Postseason				McCarthy vs. NFL (Reg. Season)					
		W	L	T	Pct.		W	L	T	Pct.	Result	Team	W	L	T	PCT.
2006	Green Bay	8	8	0	.500	2nd NFC North						Arizona	3	5	0	0.375
2007	Green Bay	13	3	0	.813	1st NFC North	1	1	.500	NFC Championship Game		Atlanta	5	5	0	0.500
2008	Green Bay	6	10	0	.375	3rd NFC North						Baltimore	2	3	0	0.400
2009	Green Bay	11	5	0	.688	2nd NFC North	0	1	.000	Wild Card Game		Buffalo	2	3	0	0.400
2010	Green Bay	10	6	0	.625	2nd NFC North	4	0	1.000	Super Bowl XLV		Carolina	5	3	0	0.625
2011	Green Bay	15	1	0	.938	1st NFC North	0	1	.000	Divisional Game		Chicago	19	7	0	0.731
2012	Green Bay	11	5	0	.688	1st NFC North	1	1	.500	Divisional Game		Cincinnati	3	2	0	0.600
2013	Green Bay	8	7	1	.531	1st NFC North	0	1	.000	Wild Card Game		Cleveland	4	1	0	0.800
2014	Green Bay	12	4	0	.750	1st NFC North	1	1	.500	NFC Championship Game		Dallas	5	3	0	0.625
2015	Green Bay	10	6	0	.625	2nd NFC North	1	1	.500	Divisional Game		Denver	2	2	0	0.500
2016	Green Bay	10	6	0	.625	1st NFC North	2	1	.667	NFC Championship Game		Detroit	20	8	0	0.714
2017	Green Bay	7	9	0	.438	3rd NFC North						Green Bay	0	1	0	0.000
2018	Green Bay	4	7	1	.375							Houston	3	1	0	0.750
2020	Dallas	6	10	0	.375	3rd NFC East						Indianapolis	2	2	0	0.500
2021	Dallas	12	5	0	.714	1st NFC East	0	1	.000	Wild Card Game		Jacksonville	2	2	0	0.500
2022	Dallas	12	5	0	.714	2nd NFC East	1	1	.500	Divisional Game		Kansas City	2	2	0	0.500
2023	Dallas	12	5	0	.714	1st NFC East	0	1	.000	Wild Card Game		LA Chargers	5	0	0	1.000
2024	Dallas	3	5	0	.375							LA Rams	7	3	0	0.700
<b>Totals</b>		<b>170</b>	<b>107</b>	<b>2</b>	<b>.613</b>		<b>11</b>	<b>11</b>	<b>.500</b>			Las Vegas	3	1	0	0.750
												Miami	3	2	0	0.600
												Minnesota	18	9	2	0.667
												New England	3	3	0	0.500
												New Orleans	3	5	0	0.375
												N.Y. Giants	12	3	0	0.800
												N.Y. Jets	3	1	0	0.750
												Philadelphia	9	5	0	0.643
												Pittsburgh	1	4	0	0.200
												San Francisco	6	4	0	0.600
												Seattle	6	5	0	0.545
												Tampa Bay	3	4	0	0.429
												Tennessee	2	2	0	0.500
												Washington	7	6	0	0.538
												<b>Totals</b>	<b>170</b>	<b>107</b>	<b>2</b>	<b>0.613</b>

Year	Position, Team
1987-88	Graduate Assistant, Fort Hays State
1989-91	Graduate Assistant, Pittsburgh
1992	Wide Receivers, Pittsburgh
1993-94	Offensive Quality Control, Kansas City Chiefs
1995-98	Quarterbacks, Kansas City Chiefs
1999	Quarterbacks, Green Bay Packers
2000-04	Offensive Coordinator, New Orleans Saints
2005	Offensive Coordinator, San Francisco 49ers
2006-18	Head Coach, Green Bay Packers
2020-24	Head Coach, Dallas Cowboys

## ★ HEAD COACHES ★

### MIKE McCARTHY (170-107-2, 18th Year, 45-30 with Dallas)

The Dallas Cowboys named Mike McCarthy the ninth head coach in franchise history on Jan. 8, 2020, and he has led the franchise to three consecutive playoff appearances for the first time since 1991-96. He also won 12 games in each of the last three seasons, the first time Dallas posted three consecutive 12-win seasons since 1993-95.

McCarthy is in his 18th year as a head coach - 13 with Green Bay and four with Dallas - along with 13 years as an assistant coach in the NFL, including six as an offensive coordinator.

As a head coach, McCarthy has racked up a 170-107-2 regular season coaching record, and he owns the third-most wins (tied 15th all-time) among active NFL coaches. His teams have qualified for the postseason 12 times, won six NFC North Division titles, two NFC East titles, made four NFC Championship Game appearances and took home a Super Bowl XLV championship held at AT&T Stadium in Arlington, Texas, following the 2010 NFL season.

In 2023 McCarthy led the charges of a team that finished 12-5 for the third straight season. En route to the team's third straight playoff berth, the Dallas offense led the league in points-per-game (29.9) while the Cowboys finished with a +10 turnover differential for the third consecutive season. During his time in Green Bay, McCarthy was known as a prolific offensive mind and the primary play-caller for the Packers. McCarthy's offense finished fourth in the NFL in total offense and third in points-per-game through his 14-year stint with the club.

McCarthy is only the fourth head coach in NFL history to lead a single franchise to eight-or-more consecutive playoff appearances, joining Tom Landry, Chuck Noll and Bill Belichick. Those eight appearances from 2009-16 were more than the rest of the NFC North Division combined over that span (Minnesota, three; Detroit, three; Chicago, one).

McCarthy's nine playoff appearances overall are the most by a Packers coach since the NFL postseason began in 1933, and he guided the Packers to a franchise-record fourth consecutive division title in 2014. With the victory over Dallas in the 2016 playoffs, McCarthy surpassed Vince Lombardi and Mike Holmgren for the most playoff victories in team history (10).

### NICK SIRIANNI (40-19, 4th Year)

Nick Sirianni was named the 24th head coach of the Philadelphia Eagles on Jan. 24, 2021. Sirianni achieved the top job after 12 seasons in various offensive assistant roles around the NFL.

Since his arrival in 2021, the Eagles have maintained the fifth-best winning percentage in the league. In that same span, Philadelphia leads the NFL in red zone offense (46.6%), third in rushing offense (145.4) and third down offense (46.6%).

Sirianni became one-of-four Eagles head coaches to advance to a Super Bowl during a record breaking 2022 campaign, including a Super Bowl LVII appearance against the Kansas City Chiefs.

In 2023 Sirianni led the Eagles to an 11-6 campaign and playoff berth, marking the first back-to-back 11-win seasons for Philadelphia since 2003-04. Philadelphia nabbed top-10 marks in scoring (25.5 points-per-game), total yards (354.4), rushing yards (128.8), third down conversions (48.0%) and red zone touchdown efficiency (60.0%).

Under Sirianni in 2022, the Eagles cemented a number of single-season team records, including points (477), total touchdowns (59), scrimmage touchdowns (57), third down conversion rate (45.9%) and sacks (70.0, tied for third in NFL history).

The Eagles also finished among the top-three teams in total offense (third, 389.1) and defense (second, 301.5) for the first time since the 1970 merger.

Before becoming a head coach, Sirianni spent three seasons as the Indianapolis Colts offensive coordinator. Under Sirianni, the Colts ranked sixth in third down conversion rate (43.4%), seventh in red zone touchdown efficiency (63.9%) and eighth in points-per-game (25.9). Indianapolis also surrendered the second-fewest sacks (71) in the league.

Prior to his three-year stint with the Colts, Sirianni spent five seasons with the San Diego Chargers (2013-17), starting as an offensive quality control coach before going on to coach quarterbacks and then receivers.

He began his NFL coaching career with the Kansas City Chiefs (2009-12). Before entering the NFL coaching ranks, Sirianni spent five years at the collegiate level as the wide receivers coach at Indiana University of Pennsylvania (2006-08) and defensive backs coach at Mount Union (2004-05), his alma mater.

## ★ PLAYER HIGHLIGHTS VS. PHI ★

### DaRon Bland - CB

Tallied 11 tackles and one interception in four appearances against the Eagles.

### Trevon Diggs - CB

Amassed 15 tackles, eight passes defended and four interceptions in five games against Philadelphia. Picked up his first NFL touchdown in Dallas' 41-21 win over the Eagles in 2021.

### Jake Ferguson - TE

Recorded 17 receptions for 227 yards and two touchdowns in four games against the Eagles. Posted seven receptions for 91 yards and a touchdown in the 2023 loss at Philadelphia (11/5).

### CeeDee Lamb - WR

Grabbed 44 receptions for 653 yards and four touchdowns in eight games against the Eagles. Set a then career-high with 191 receiving yards in the 2023 loss at Philadelphia (11/5).

### Micah Parsons - LB

Posted 25 tackles, 3.0 sacks, 18 quarterback pressures, four tackles for loss and three passes defended in five games against Philadelphia.

## ★ 2024 STAT COMPARISON ★

(league ranking)

	<b>Cowboys</b>	<b>Eagles</b>
Record	3-5	6-2
Scoring Avg. (NFL rank)	21.4 (20)	24.9 (11)
Opp. Scoring Avg. (NFL rank)	28.1 (31)	19.4 (9)
Total Off. (NFL rank)	336.1 (14)	377.1 (6)
Rushing Off. (NFL rank)	82.0 (31)	174.8 (2)
Passing Off. (NFL rank)	254.1 (2)	202.4 (20)
Total Def. (NFL rank)	364.8 (27)	290.1 (3)
Rushing Def. (NFL rank)	147.8 (30)	101.1 (5)
Passing Def. (NFL rank)	217.0 (18)	189.0 (7)
Kickoff Return Avg.	30.9 (3)	25.6 (21)
Punt Return Avg.	16.2 (2)	10.1 (17)
Turnover Margin	-7 (27t)	-2 (20)
Penalties	62 (8t)	51 (23t)
Penalty Yards	446 (15)	378 (25t)

## ★ DATING GAME ★

This week's game against Philadelphia is being played on Nov. 10. In the 64-plus years of Dallas Cowboys football, there have been nine Nov. 10 games, with Dallas holding a 3-6 record on Nov. 10:

Date	Opp/ Loc.	Dal W/L	Score	Date	Opp/ Loc.	Dal W/L	Score
11/10/63	@SF	L	24-31	11/10/91	@Hou	L(OT)	23-26
11/10/68	NYG	L	21-27	11/10/96	@SF	W(OT)	20-17
11/10/74	SF	W	20-14	11/10/13	@NO	L	17-49
11/10/75	KC	L	31-34	11/10/19	Min	L	24-28
11/10/85	@Was	W	13-7				

## ★ KNIGHTS OF NOVEMBER ★

Over the past three years (2022-24), Dallas is one-of-10 teams to have a winning percentage of at least .600 through the month of November. The Cowboys are tied for the eighth-highest winning percentage in November since 2022:

### Highest Win Percentage in November - 2022-24

Team	W	L	T	Win%	Team	W	L	T	Win%
San Fran.....	6	0	0	1.00	Miami.....	5	2	0	.714
Kansas City.....	7	1	0	.875	Pittsburgh.....	5	2	0	.714
Philadelphia.....	7	1	0	.875	<b>Dallas.....</b>	<b>6</b>	<b>3</b>	<b>0</b>	<b>.667</b>
Baltimore.....	6	2	0	.750	Minnesota.....	6	3	0	.667
Detroit.....	6	2	0	.750	Cincinnati.....	5	3	0	.625

## ★ ALL IN THE FAMILY ★

The Dallas Cowboys are 1-0 against the NFC East in 2024 and are 16-3 against divisional foes since the 2021 season. Dallas holds an all-time record of 228-151-4, including postseason, against NFC East rivals. Below is a look at Dallas' record against the East:

	W	L	T	Pct.	Long Win Str.	Long Loss Str.	Cur. Str.
Washington.....	78	48	2	.617	10	4	W2
NY Giants.....	76	47	2	.613	12	6	W7
<b>Philadelphia.....</b>	<b>74</b>	<b>56</b>	<b>0</b>	<b>.569</b>	<b>11</b>	<b>8</b>	<b>W1</b>
<b>Totals.....</b>	<b>228</b>	<b>151</b>	<b>4</b>	<b>.601</b>	-	-	<b>W4</b>

## ★ FAMILY MATTERS ★

The Cowboys have posted a record of 18-7 against their divisional foes since Head Coach Mike McCarthy arrived in 2020, a win total that is the third-most divisional wins by any team over that span:

### Most Wins Against Own Division Since 2020

Team	W	L	T	Win%	Current Streak
Buffalo.....	22	5	0	.800	W6
Kansas City.....	21	5	1	.792	W3
<b>Dallas.....</b>	<b>18</b>	<b>7</b>	<b>0</b>	<b>.708</b>	<b>W4</b>
San Francisco.....	17	10	0	.630	W1
Tampa Bay.....	17	10	0	.630	L1
New Orleans.....	17	11	0	.607	L3

## ★ SERIES HISTORY ★

Dallas and Philadelphia have squared off 130 times, including postseason, with the Cowboys holding a 74-56 edge in one of the NFL's most high-profile rivalries. There have been four playoff games - one Wild Card Game (2009), two Divisional Playoff Games (1992 and 1995) and an NFC Championship Game (1980). Dallas holds a 3-1 postseason record against the Eagles. Below is a brief look at the last 20 games of the series:

Date	Loc.	Dal W/L	Score	Date	Loc.	Dal W/L	Score
12/29/13	Dal	L	22-24	10/20/19	Dal	W	37-10
11/27/14	Dal	L	10-33	12/22/19	Phi	L	9-17
12/14/14	Phi	W	38-27	11/1/20	Phi	L	9-23
9/20/15	Phi	W	20-10	12/27/20	Dal	W	37-17
11/8/15	Dal	L(OT)	27-33	9/27/21	Dal	W	41-21
10/30/16	Dal	W	29-23	1/8/22	Phi	W	51-26
1/1/17	Phi	L	13-27	10/16/22	Phi	L	17-26
11/19/17	Dal	L	9-37	12/24/22	Dal	W	40-34
12/31/17	Phi	W	6-0	11/5/23	Phi	L	23-28
11/11/18	Phi	W	27-20	12/10/23	Dal	W	33-13
12/9/18	Dal	W(OT)	29-23				

## ★ INSIDE THE SERIES HISTORY ★

The rivalry between the Dallas Cowboys and Philadelphia Eagles has been around since 1960. The two teams have faced each other twice per season as part of the NFC East since 1970.

### In the 130 games of the series there have been:

- \* 58 games decided by two-or-more touchdowns
- \* 50 games decided by a touchdown-or-less
- \* An 11-game winning streak by Dallas (1967-72)
- \* A 49-point win by Dallas - biggest Cowboys win (10/9/66)
- \* A 38-point loss by Dallas - biggest Cowboys loss (12/28/06)
- \* Four playoff games - one Wild Card (2009), two Divisional (1992, 1995) and one NFC Championship Game (1980)
- \* Three playoff wins by Dallas - the Wild Card game and both Divisional Games
- \* Four overtime games - series split at 2-2
- \* 12 Monday night games and 15 Sunday night games
- \* A 43-24 Cowboys record when playing in Dallas - 10-6 at AT&T Stadium

## ★ HOME IS WHERE THE TDS ARE ★

Dak Prescott has proven to be one of the top quarterbacks in the league when playing at home. Since he entered the league in 2016, Prescott's 140 total touchdowns (121 passing, 19 rushing) at AT&T Stadium are the most combined passing and rushing touchdowns at home during that span:

### Passing and Rushing Touchdowns at Home - NFL Since 2016

Player	Gms	PasTD	RushTD	TotTD
<b>Dak Prescott</b> .....	<b>61</b>	<b>121</b>	<b>19</b>	<b>140</b>
Russell Wilson .....	62	127	8	135
Kirk Cousins.....	66	125	7	132
Aaron Rodgers.....	57	120	7	128
Josh Allen .....	52	98	27	125

Overall, Dallas has scored 135 touchdowns in 36 games at home versus 96 touchdowns in 38 games on the road since 2020. Dallas' 135 home touchdowns are second in the NFL over that span behind Buffalo (136):

### Overall Touchdowns at Home Since 2020 - NFL

Team	Games	TD	TD/G	Pts/G
Buffalo.....	38	137	3.61	30.2
<b>Dallas</b> .....	<b>36</b>	<b>135</b>	<b>3.75</b>	<b>32.0</b>
Detroit.....	37	128	3.46	28.4
Green Bay.....	38	118	3.11	25.9
Tampa Bay.....	38	117	3.08	27.2

## ★ HOME COOKING ★

Since AT&T Stadium opened in 2009, Dallas has posted a 74-50 regular season record at home. Since Head Coach Mike McCarthy arrived in 2020, the Cowboys have utilized their home field advantage, going 25-11 at AT&T Stadium, tied for the fourth-most home wins in the NFL since 2020:

### NFL Team Home Wins Since 2020

Team	Games	W	L	T	Win %
Buffalo.....	37	30	7	0	.811
Kansas City.....	37	28	9	0	.757
Green Bay.....	37	28	9	0	.757
<b>Dallas</b> .....	<b>36</b>	<b>25</b>	<b>11</b>	<b>0</b>	<b>.694</b>
Miami.....	38	25	13	0	.658
Cleveland.....	38	25	13	0	.658

## ★ POINT MEN AT HOME ★

Dallas lit up the 175-foot scoreboard at AT&T Stadium in 2023, as it led the NFL with 37.4 points-per-game at home. The Cowboys scored 299 total points at home in 2023, a single-season franchise record and the fifth-most home points in a single NFL regular season.

Since Head Coach Mike McCarthy arrived in 2020, Dallas is averaging 32.0 points-per-game at home, most in the NFL during that span:

### Points-Per-Game at Home - NFL 2020-24

Team	PPG	Team	PPG
<b>Dallas</b> .....	<b>32.0</b>	Baltimore.....	27.2
Buffalo .....	30.2	Philadelphia .....	26.4
Detroit.....	28.4	Green Bay.....	25.9



## ★ AT&T STADIUM RECORD... ★

The Dallas Cowboys are in their 16th regular season calling AT&T Stadium home. Dallas' first game at the venue was on Sept. 20, 2009 - a 31-33 loss to the N.Y. Giants. The club's first win came a week later with a 21-7 decision over Carolina.

Dallas was 8-0 at AT&T Stadium in 2023, and before losing to New Orleans in Week 2 of 2024, they held a 16-game win streak at home, the second-longest home win streak in franchise history (18 from 1979-81). Dallas joined the New England Patriots as the only teams since 2000 to win at least 16 straight regular season home games. Below is a breakdown of the club's record at AT&T Stadium:

Regular season .....	74-50
Postseason .....	3-3
Overall .....	77-53

	Regular	Post
September .....	17-8	
October .....	17-15	
November .....	20-16	
December .....	18-9	
January .....	2-2	3-3
Playing at noon .....	24-11	
Playing at 3:30 .....	28-25	1-3
Playing in prime time.....	22-14	2-0
Thursday .....	9-8	
Saturday.....	2-2	2-0
Sunday.....	59-35	1-3
Monday.....	4-5	
Fully closed stadium .....	50-31	3-3
Fully open stadium.....	12-11	
Roof open, doors closed .....	2-5	
Roof closed, doors open .....	10-3	
Playing against the NFC East.....	30-15	1-0
Playing against the NFC (non-NFC East).....	26-20	2-3
Playing against the AFC.....	18-14	

Team-by-team							
Team	W	L	Pct	Team	W	L	Pct
Arizona.....	0	3	.000	Minnesota .....	1	1	.500
Atlanta.....	3	1	.750	New England .....	1	1	.500
Baltimore.....	1	1	.500	New Orleans.....	2	3	.400
Buffalo.....	1	1	.500	N.Y. Giants.....	10	5	.667
Carolina.....	2	1	.667	N.Y. Jets.....	1	1	.500
Chicago.....	2	2	.500	Philadelphia .....	9	6	.600
Cincinnati.....	2	0	1.000	Pittsburgh.....	1	1	.500
Cleveland.....	1	1	.500	San Francisco.....	1	1	.500
Denver.....	0	2	.000	Seattle.....	3	2	.600
Detroit.....	5	2	.714	Tampa Bay.....	3	1	.750
Green Bay.....	0	3	.000	Tennessee.....	0	2	.000
Houston.....	2	0	1.000	Washington.....	11	4	.733
Indianapolis.....	2	0	1.000				
Jacksonville.....	1	1	.500	<b>Postseason</b>			
Kansas City.....	1	0	1.000	Detroit.....	1	0	1.000
LA Chargers.....	0	2	.000	Green Bay.....	0	2	.000
LA Rams.....	4	1	.800	Philadelphia.....	1	0	1.000
Las Vegas.....	2	1	.667	Seattle.....	1	0	1.000
Miami.....	2	0	1.000	San Francisco.....	0	1	.000

Dallas finished 2023 with an 8-0 record at AT&T Stadium in 2023. It marked just the fourth time in franchise history that Dallas went undefeated at home, joining the 1980, 1981 and 1969 teams.

### Undefeated Seasons at Home - Dallas Cowboys

Season	Wins	Consec. Wins	Home Record
2023.....	8	8	8-0
1981.....	8	8	8-0
1980.....	8	8	8-0
1969.....	6	4	6-0-1

# 396.5

Dallas' offense has averaged 396.5 yards-per-game at AT&T Stadium since 2020, most in the NFL.

# 39

The Cowboys have intercepted 39 passes at home since 2020, tied for second in the NFL.

# 278.8

Dallas is averaging 278.8 passing yards-per-game at home since 2020, second in the NFL.



# ★ THE DALLAS COWBOYS - A CHAMPIONSHIP TRADITION ★

## SUPER BOWL CHAMPIONSHIPS

New England Patriots.....	6
Pittsburgh Steelers.....	6
<b>DALLAS COWBOYS.....</b>	<b>5</b>
San Francisco 49ers.....	5
Green Bay Packers.....	4
New York Giants.....	4
Denver Broncos.....	3
Kansas City Chiefs.....	3
Oakland Raiders.....	3
Washington Commanders....	3

## POSTSEASON GAMES

<b>DALLAS COWBOYS ...</b>	<b>67</b>
Pittsburgh Steelers.....	64
Green Bay Packers.....	63
San Francisco 49ers.....	62
New England Patriots.....	59
StL/LA Rams.....	54
Minnesota Vikings.....	52

## SUPER BOWL APPEARANCES

New England Patriots.....	11
<b>DALLAS COWBOYS.....</b>	<b>8</b>
Pittsburgh Steelers.....	8
Denver Broncos.....	8
San Francisco 49ers.....	8
Kansas City Chiefs.....	6
Green Bay Packers.....	5
Miami Dolphins.....	5
New York Giants.....	5
Oakland Raiders.....	5
Washington Commanders....	5

## CONSEC. POSTSEASON APPEARANCES

New England Patriots (2009-19) ..	11
<b>DALLAS COWBOYS (1975-83) ..</b>	<b>9</b>
Indianapolis Colts (2002-10) .....	9
<b>DALLAS COWBOYS (1966-73) ..</b>	<b>8</b>
Pittsburgh Steelers (1972-79) ..	8
Los Angeles Rams (1973-80) ..	8
San Francisco 49ers (1983-90) ..	8

## POSTSEASON VICTORIES

San Francisco 49ers.....	38
New England Patriots.....	37
Green Bay Packers.....	37
<b>DALLAS COWBOYS ...</b>	<b>36</b>
Pittsburgh Steelers.....	36
StL/LA Rams.....	26
Oak/LV Raiders.....	25
New York Giants.....	25
Philadelphia Eagles.....	25

## CONSECUTIVE WINNING SEASONS

<b>DALLAS COWBOYS (1966-85) ..</b>	<b>20</b>
New England Patriots (2001-19) ..	19
Oakland Raiders (1965-80) ..	16
San Francisco 49ers (1983-98) ..	16
Chicago Bears (1930-44) .....	15
Green Bay Packers (1934-47) ..	14

## POSTSEASON APPEARANCES

<b>DALLAS COWBOYS ...</b>	<b>36</b>
Green Bay Packers.....	36
Pittsburgh Steelers.....	34
New York Giants.....	33
Cle./StL/LA Rams.....	32
Minnesota Vikings.....	31
Philadelphia Eagles.....	30
Indianapolis Colts.....	29
San Francisco 49ers.....	29
New England Patriots.....	28
Chicago Bears.....	27

## ALL-TIME REGULAR SEASON WINNING %

<b>DALLAS COWBOYS .....</b>	<b>0.575</b>
Green Bay Packers.....	0.572
Baltimore Ravens.....	0.571
Chicago Bears.....	0.555
New England Patriots.....	0.552
Miami Dolphins.....	0.551
Kansas City Chiefs.....	0.551

46 SEASONS OF 500-OR-BETTER			36 POSTSEASON APPEARANCES			26 DIVISION TITLES		16 NFL/NFC CHAMPIONSHIP GAME FINALIST			8 NFC CHAMPIONSHIPS		5 SUPER BOWL CHAMPIONSHIPS	
1965	1982	2009	1966	1991	1966	1992	1966	1975	1992	1970	1992	1971	1992	
1966	1983	2011	1967	1992	1967	1993	1967	1977	1993	1971	1993	1977	1993	
1967	1984	2012	1968	1993	1968	1994	1970	1978	1994	1975	1995		1995	
1968	1985	2013	1969	1994	1969	1995	1971	1980	1995	1977				
1969	1991	2014	1970	1995	1970	1996	1972	1981		1978				
1970	1992	2016	1971	1996	1971	1998	1973	1982						
1971	1993	2017	1972	1998	1973	2007	1976							
1972	1994	2018	1973	1999	1976	2009	1977							
1973	1995	2019	1975	2003	1977	2014	1978							
1974	1996	2021	1976	2006	1978	2016	1979							
1975	1998	2022	1977	2007	1981	2021	1985							
1976	1999	2023	1978	2009	1981	2021								
1977	2003		1979	2014	1985	2023								
1978	2005		1980	2016										
1979	2006		1981	2018										
1980	2007		1982	2021										
1981	2008		1983	2022										
			1985	2023										



## ★ PRO BOWL COWBOYS ★

Over the last decade, Dallas has selected 15 players in the NFL Draft that have gone on to make at least one Pro Bowl - the most in the NFL over that span. Baltimore has selected the second-most with 12 Pro Bowl draft picks since 2014. Since 1989 Dallas has sent 61 different players to the Pro Bowl, and of those, Dallas drafted 43.

### COWBOYS PRO BOWL DRAFT PICKS SINCE 2014 (BY YEAR DRAFTED)

- 2014: Zack Martin (9)\*
- 2014: DeMarcus Lawrence (4)
- 2015: Byron Jones (1)\*
- 2016: Dak Prescott (3)
- 2016: Ezekiel Elliott (3)\*
- 2016: Jaylon Smith (1)
- 2018: Leighton Vander Esch (1)\*
- 2019: Tony Pollard (1)



- 2020: Tyler Biadasz (1)
- 2020: Trevon Diggs (2)
- 2020: CeeDee Lamb (3)\*
- 2021: Micah Parsons (3)\*
- 2022: DaRon Bland (1)
- 2022: Jake Ferguson (1)
- 2022: Tyler Smith (1)\*

\*First round picks



# DAK PRESCOTT NOTES



## All-Time Ranks - Cowboys QBs

- 1st** - Completion Pct. (66.8%)
- 2nd** - Passing Touchdowns (213)
- 3rd** - Passing Yards (31,437)  
- Attempts (4,159)  
- Completions (2,780)
- 4th** - Total Wins (76)



### ★ 30K CLUB ★

In Week Three against Baltimore (9/22), Dak Prescott surpassed 30,000 career passing yards. Prescott has the ninth-most passing yards in an NFL player's first 122 career games:

#### Most Passing Yards in First 122 Career Games NFL History

Player, Team	PassYds
Matthew Stafford, Det	33,986
Dan Marino, Mia	32,004
Kurt Warner, StL	32,000
Peyton Manning, Ind	31,976
Kirk Cousins, Was/Min	31,941
Jared Goff, LAR/Det	31,759
Matt Ryan, Atl	31,647
Aaron Rodgers, GB	31,535
<b>Dak Prescott, Dal</b>	<b>31,304</b>
Drew Brees, NO	30,646

### ★ MOVING UP THE CHARTS ★

Dak Prescott has thrown for 300-plus yards in two games during 2024 (vs. Baltimore and at Pittsburgh). Prescott's 28 career games with at least 300 yards through the air are second in Cowboys history:

Player	Games
Tony Romo	46
<b>Dak Prescott</b>	<b>28</b>
Troy Aikman	13
Danny White	10

### ★ COMPLETE CONTROL ★

Dak Prescott's accuracy has been a staple of his nine-year tenure in the NFL. Prescott is sixth in NFL history in completion percentage (min. 1,500 pass attempts):

#### Completion Percentage - NFL History min. 1,500 pass attempts

Player	Comp	Att	Comp%
Joe Burrow	1,500	2,197	68.3%
Drew Brees	7,142	10,551	67.7%
Jimmy Garoppolo	1,277	1,895	67.4%
Tua Tagovailoa	1,189	1,766	67.3%
Kirk Cousins	3,669	5,472	67.1%
<b>Dak Prescott</b>	<b>2,780</b>	<b>4,159</b>	<b>66.8%</b>
Patrick Mahomes	2,574	3,859	66.7%
Kyler Murray	1,661	2,491	66.7%

### ★ DAK TO THE FUTURE ★

Now in his ninth pro season, Dak Prescott ranks first in completion percentage (66.8%), second in passing touchdowns (213), third in completions (2,780), attempts (4,159), passing yards (31,437) and fourth in wins (76) in team history:

#### Dallas Cowboys All-Time QB Chart

##### WINS AS STARTER

Troy Aikman	94
Roger Staubach	85
Tony Romo	78
<b>Dak Prescott</b>	<b>76</b>
Danny White	62

##### PASSING YARDS

Tony Romo	34,183
Troy Aikman	32,942
<b>Dak Prescott</b>	<b>31,437</b>
Roger Staubach	22,700
Danny White	21,959

##### ATTEMPTS

Troy Aikman	4,715
Tony Romo	4,335
<b>Dak Prescott</b>	<b>4,159</b>
Roger Staubach	2,958
Danny White	2,950

##### PASSING TOUCHDOWNS

Tony Romo	247
<b>Dak Prescott</b>	<b>213</b>
Troy Aikman	165
Danny White	155
Roger Staubach	153

##### COMPLETIONS

Troy Aikman	2,898
Tony Romo	2,829
<b>Dak Prescott</b>	<b>2,780</b>
Danny White	1,761
Roger Staubach	1,685

##### COMPLETION PCT

<b>Dak Prescott</b>	<b>66.8%</b>
Tony Romo	65.3%
Troy Aikman	61.5%
Danny White	59.7%
Roger Staubach	57.0%

### ★ LEADING THE CHARGE ★

Over the last four seasons, the Cowboys are scoring 26.8 offensive points-per-game when Dak Prescott is under center, third-most in the NFL by any quarterback with 25-or-more starts since 2021:

#### Offensive Points-Per-Game With Starting Quarterback NFL - 2021-24

QB, Team	GS	PPG
Brock Purdy, SF	29	28.4
Josh Allen, Buf	58	26.9
<b>Dak Prescott, Dal</b>	<b>52</b>	<b>26.8</b>
Lamar Jackson, Bal	48	26.1
Patrick Mahomes, KC	57	25.4

# 80%

In Week Four at the New York Giants (9/26), Prescott completed 81.5% of his pass attempts, his eighth game since 2021 with at least an 80.0% completion rate, tied with Jared Goff for most such games in the NFL since the 2021 season.

# DAK PRESCOTT NOTES, CONT.

## ★ DAK'S RECORD WHEN... ★

Since taking over as Dallas' starting quarterback in 2016, Dak Prescott has compiled a 76-46 regular season record in 122 career starts, and he is 2-5 in the postseason. Below is a look at Prescott's record under several different circumstances:

	Regular	Post
Playing at home: .....	43-18	1-3
Playing on the road: .....	33-28	1-2
Playing indoors: .....	40-18	1-3
Playing outdoors: .....	36-27	1-2
Playing against the NFC East:.....	33-8	
Playing against the NFC (non-NFC East): ..	25-22	2-5
Playing against the AFC: .....	18-16	
Playing on Thursday: .....	11-5	
Playing on Saturday: .....	3-0	1-1
Playing on Sunday: .....	52-37	0-4
Playing on Sunday night: .....	13-9	
Playing on Monday night: .....	5-1	1-0
Playing on artificial turf: .....	58-30	1-3
Playing on natural grass: .....	18-16	1-2
Offense totals over 400 yards: .....	42-14	1-2
Throws for over 300 yards: .....	18-10	1-2
Throws for 200-299 yards: .....	44-20	1-3
Attempts 30 passes-or-more .....	45-38	2-5
Throws only one touchdown: .....	20-11	1-3
Throws more than one touchdown: .....	48-19	1-2
Completes 65.0%-or-more of his passes:....	56-17	2-1
Averages more than 7.0 yards-per-attempt...	58-15	1-2
Has more than one Big Play (25+) passing ...	41-20	2-2
Throws no interceptions: .....	51-15	1-1
Throws one interception: .....	17-16	1-2
Throws more than one interception: .....	7-16	0-2
Records at least 100.0 passer rating: .....	53-9	1-1
Commits no turnovers.....	43-11	1-1
Against teams with winning record: .....	24-24	1-5
Against teams with .500 record: .....	15-9	
Against teams with losing record: .....	37-12	1-0
Has between one-five rush attempts .....	49-37	0-4
Has five-or-more rush attempts .....	26-9	2-1
Sacked one time-or-less: .....	41-11	2-2
Sacked more than once: .....	35-35	0-3
September: .....	16-12	
October: .....	18-10	
November: .....	19-13	
December: .....	21-8	
January: .....	2-3	2-5

Team-by-team						
Team	W	L	Pct	Team	W	L Pct
Arizona.....	1	2	.333	Minnesota.....	2	1 .667
Atlanta.....	3	2	.600	New England... 2	1	.667
Baltimore.....	1	1	.500	New Orleans... 2	2	.500
Buffalo.....	0	2	.000	N.Y. Giants .... 13	2	.867
Carolina.....	2	1	.667	N.Y. Jets ..... 1	1	.500
Chicago.....	2	1	.667	Philadelphia... 9	4	.692
Cincinnati.....	1	0	1.000	Pittsburgh..... 2	0	1.000
Cleveland.....	2	1	.667	San Francisco . 2	2	.500
Denver.....	0	2	.000	Seattle ..... 1	3	.250
Detroit.....	5	1	.833	Tampa Bay ..... 2	2	.500
Green Bay.....	1	3	.250	Tennessee..... 1	1	.500
Houston.....	1	1	.500	Washington .... 11	2	.846
Indianapolis... 1	1	.500				
Jacksonville... 1	1	.500				
Kansas City.... 1	1	.500				
LA Chargers.... 2	1	.667				
LA Rams.....	2	2	.500			
Las Vegas.....	1	1	.500			
Miami.....	1	1	.500			

Postseason		
Green Bay.....	0	2 .000
L.A. Rams.....	0	1 .000
San Francisco .	0	2 .000
Seattle.....	1	0 1.000
Tampa Bay.....	1	0 1.000

## ★ QB WINS ★

In his ninth season as the Dallas Cowboys quarterback, Dak Prescott has proven to be a winner, as his 76 regular season victories are fourth in team history and rank third among NFL quarterbacks since 2016:

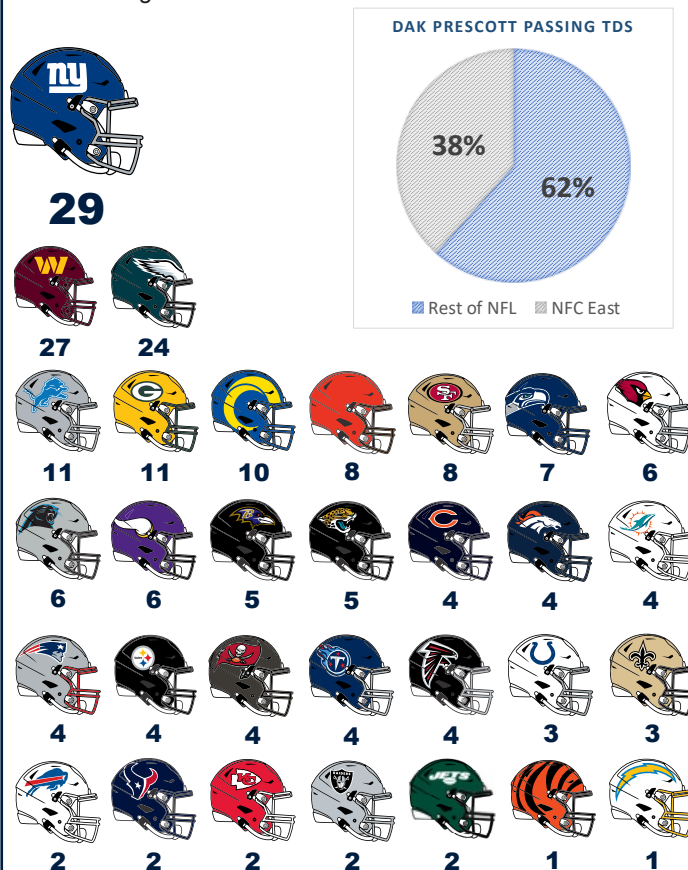
Wins by Starting NFL QB - 2016-24				
Player	W	L	T	Win%
Patrick Mahomes, KC.....	82	22	0	.788
Tom Brady, NE/TB.....	79	31	0	.718
<b>Dak Prescott, Dal.....</b>	<b>76</b>	<b>46</b>	<b>0</b>	<b>.623</b>
Jared Goff, LAR/Det.....	73	51	1	.588
Aaron Rodgers, GB/NYJ.....	71	42	1	.627
Russell Wilson, Sea/Den/Pit...	71	54	1	.567
Kirk Cousins, Was/Min/Atl.....	71	65	2	.522

Since 2016, Prescott has more wins against his division than any other NFL quarterback, going 33-8 in games he has started against the NFC East:

Player	Wins	Player	Wins
<b>Dak Prescott, Dal.....</b>	<b>33</b>	Tom Brady, NE/TB.....	31
Patrick Mahomes, KC.....	32	Aaron Rodgers, GB/NYJ... 27	

## ★ PRESCOTT TDs BY TEAM ★

Dak Prescott has thrown a touchdown pass against all 31 NFL teams in the regular season. He is the 30th quarterback in NFL history to throw at least one touchdown pass against 31-or-more opponents. Below is a team-by-team breakdown of his touchdowns through the air:



Prescott has added 14 passing touchdowns in his postseason career. Below is a team-by-team breakdown of his postseason touchdowns through the air:





## DAK PRESCOTT NOTES, CONT.

### ★ QB RATINGS AT 100.0 ★

In 2023 Prescott had 11 games with a 100.0 rating, most in the NFL. Thus far in 2024, Prescott has recorded a 100.0 passer rating in two contests. Overall, he has 63 career games with a 100.0 passer rating, second in team history:

#### 100.0 QB Rating Games - Cowboys History

Player	Games	Player	Games
Tony Romo.....	67	Roger Staubach .....	37
<b>Dak Prescott.....</b>	<b>63</b>	Danny White.....	33
Troy Aikman.....	44		

Prescott's 63 career games with at least a 100.0 rating from 2016-24 are the second-most 100.0 rating games by a quarterback in his first nine seasons in NFL history:

#### 100.0 QB Rating Games - First Nine Seasons

Player	Games	Seasons
Russell Wilson .....	74	2012-20
<b>Dak Prescott.....</b>	<b>63</b>	<b>2016-24</b>
Matt Ryan .....	61	2008-16
Patrick Mahomes.....	55	2018-24

### ★ FOURTH QUARTER WINS ★

Since taking over as the Dallas Cowboys starting quarterback in 2016, Dak Prescott has engineered his share of fourth quarter wins for the club. Included in his 76 regular season wins as a starter are 23 occasions in which he led the team to victory when the club was tied or trailing in the fourth quarter or overtime. Prescott's 23 wins are the second-most by a Dallas signal caller:

#### 4th Quarter/OT Wins - Cowboys

Quarterback	Wins	Quarterback	Wins
Tony Romo.....	24	Roger Staubach.....	13
<b>Dak Prescott.....</b>	<b>23</b>	Danny White .....	11
Troy Aikman.....	15		

Below is a look at each of Prescott's 23 games in which the game was tied or the team trailed in the fourth quarter to pull out the win and his fourth quarter/overtime stats:

Date	Opp	Score	Time Left	Final Score						
				Att	Com	Yds	TD	Int	Score	
9/18/16	@Was	20-23	10:35	6	5	56	0	0	27-23	
10/30/16	PHI*	23-23	10:00	5	5	66	1	0	29-23	
11/13/16	@Pit	29-30	0:42	4	3	28	0	0	35-30	
12/1/16	@Min	7-9	14:11	4	2	26	1	0	17-15	
12/18/16	TB	20-20	9:35	2	2	10	0	0	26-20	
9/25/17	@Ari	14-14	14:45	2	2	41	1	0	28-17	
12/10/17	@NYG	10-10	9:29	3	3	77	1	0	30-10	
12/17/17	@Oak	17-17	6:30	6	5	82	0	0	20-17	
12/31/17	@Phi	0-0	15:00	6	3	54	1	0	6-0	
9/30/18	DET	23-24	2:17	11	7	99	0	0	26-24	
11/11/18	@Phi	20-20	7:27	4	3	74	0	0	27-20	
11/18/18	@Atl	19-19	1:52	6	4	45	0	0	22-19	
12/9/18	PHI*	23-23	10:00	5	5	58	1	0	29-23	
12/30/18	@NYG	28-32	3:21	9	4	75	1	0	36-35	
9/20/20	Atl	24-36	1:49	2	1	24	0	0	40-39	
9/19/21	@LAC	17-17	3:49	5	5	45	0	0	20-17	
10/17/21	@NE*	29-29	7:53	5	5	71	1	0	35-29	
12/11/22	Hou	20-23	3:20	7	6	79	0	0	27-23	
12/24/22	Phi	34-34	4:19	5	3	31	0	0	40-34	
10/16/23	@LAC	17-17	7:11	6	3	34	0	0	20-17	
11/30/23	Sea	30-35	7:04	5	4	35	1	0	41-35	
12/30/23	Det	10-13	12:18	5	5	54	1	0	20-19	
10/6/24	@Pit	13-17	4:56	7	5	48	1	0	20-17	

*\*italics indicate overtime and are reflected in the stats totals*

Amongst all NFL quarterbacks, Prescott has the fifth-most game-winning drives from 2016-24:

#### Game-Winning Drives - NFL (2016-24)

Player	Drives	Player	Drives
Derek Carr .....	29	Russell Wilson.....	25
Kirk Cousins.....	27	<b>Dak Prescott.....</b>	<b>23</b>
Matthew Stafford.....	26	Josh Allen.....	21

*\*Game Winning Drive = Fourth quarter drive that puts team ahead for the final time*

*\*4th Quarter Comeback = Offense overcomes a deficit to win the game*

### ★ QBs MULTIPLE TOUCHDOWNS ★

Dak Prescott had 11 multi-passing touchdown games in 2023, tied with Jordan Love for most in the NFL and tied for second in single-season franchise history:

#### Multi-Passing Touchdown Games in a Season

Cowboys History		Cowboys History	
Player, Season	Games	Player, Season	Games
Tony Romo, 2007 .....	12	Tony Romo, 2014 .....	11
<b>Dak Prescott, 2023.....</b>	<b>11</b>	Tony Romo, 2011.....	11
Dak Prescott, 2021 .....	11		

Prescott has four multi-touchdown games in 2024, and his 67 career games with two-or-more touchdown passes rank second in team history behind Tony Romo (79).

Prescott also recorded three-or-more touchdown passes in six games in 2023, most in the NFL. Prescott's 36 career three-touchdown games rank second in franchise history:

#### Three Passing Touchdown Games - Dallas Cowboys

Player	Games	Player	Games
Tony Romo .....	40	Roger Staubach .....	17
<b>Dak Prescott.....</b>	<b>36</b>	Don Meredith.....	14
Danny White.....	20	Troy Aikman.....	20

Prescott has thrown four touchdowns in 11 career games, most in franchise history:

#### Four Passing Touchdown Games - Dallas Cowboys

Player	Games	Player	Games
<b>Dak Prescott.....</b>	<b>11</b>	Don Meredith.....	6
Tony Romo.....	10	Troy Aikman .....	3
Danny White .....	8	Craig Morton .....	2

### ★ MAN-TO-MAN ★

Over his eight-plus year career, Dak Prescott has been among the league's best against man coverage. Since he was drafted in 2016, Prescott is seventh in the NFL in passer rating against man coverage, per Next Gen Stats (min. 30 games played):

#### Passer Rating Against Man Coverage - NFL 2016-24 min. 30 games played

QB, Team	Comp	Att	Comp%	TD	INT	Rtng
Joe Burrow, Cin .....	317	532	59.6%	66	12	114.2
Kirk Cousins, Min/Atl.....	332	573	57.9%	62	6	111.7
Brock Purdy, SF .....	167	285	58.6%	31	7	111.5
Jared Goff, LAR/Det .....	333	541	61.6%	52	3	111.4
Tua Tagovailoa, Mia.....	252	413	61.0%	40	5	109.1
Patrick Mahomes, KC.....	391	651	60.1%	74	17	108.8
<b>Dak Prescott, Dal .....</b>	<b>328</b>	<b>568</b>	<b>57.7%</b>	<b>63</b>	<b>13</b>	<b>108.2</b>
Derek Carr, NO .....	291	505	57.6%	47	10	106.5

### ★ PRESCOTT TDs BY PLAYER ★

In his ninth pro season, Dak Prescott has thrown 213 touchdown passes - second all-time in team history. Below is his individual touchdown totals:

Player	TDs	Player	TDs
<i>CeeDee Lamb.....</i>	<i>31</i>	Tavon Austin.....	3
Amari Cooper .....	22	Randall Cobb.....	3
Michael Gallup .....	16	Terrance Williams.....	3
Dalton Schultz.....	15	Noah Brown.....	2
Dez Bryant .....	14	Peyton Hendershot .....	2
Cole Beasley.....	12	Allen Hurns.....	2
<i>Ezekiel Elliott.....</i>	<i>11</i>	<i>Luke Schoonmaker.....</i>	<i>2</i>
Jason Witten .....	11	Malik Turner .....	2
<i>Brandin Cooks.....</i>	<i>9</i>	Corey Clement.....	1
Blake Jarwin .....	8	Gavin Escobar.....	1
Cedrick Wilson .....	7	James Hanna.....	1
Brice Butler .....	6	Rod Smith.....	1
<i>Jake Ferguson .....</i>	<i>6</i>	Geoff Swaim.....	1
<i>Rico Dowdle .....</i>	<i>5</i>	Devin Smith.....	1
Tony Pollard .....	4	Ventell Bryant.....	1
<i>Jalen Tolbert.....</i>	<i>4</i>	Sean McKeon.....	1
<i>KaVontae Turpin.....</i>	<i>4</i>	Terence Steele.....	1

*\*italics indicate current players*



# CEEDEE LAMB NOTES



## Career Statistics

**448**

**Receptions**

*\*most by Cowboys player in first five seasons*

**5,805**

**Receiving Yards**

*\*most by Cowboys player in first five seasons*

**19**

**Games with 100 Receiving Yds**

*\*tied for fifth in Cowboys history*

### ★ NO SILENCING THIS LAMB ★

CeeDee Lamb was named first-team All-Pro in 2023 after a breakout season. His 135 receptions and 1,749 receiving yards both set single-season franchise records.

In 2024 Lamb ranks fifth in the NFL in receptions (53) and fourth in receiving yards (660):

#### Receiving Yards - NFL 2024

Player, Team	Rec Yds	Player, Team	Rec Yds
Justin Jefferson, Min	783	Zay Flowers, Bal	654
Ja'Marr Chase, Cin	717	Jayden Reed, GB	620
Garrett Wilson, NYJ	663	Terry McLaurin, Was	598
<b>CeeDee Lamb, Dal</b>	<b>660</b>	Brian Thomas Jr., Jax	595

Since the start of the 2022 season, Lamb's first as the Cowboys No. 1 receiver, he leads the NFL in receptions (295) and ranks second in receiving yards (3,768) over that span.

Over his four-plus NFL seasons, Lamb has 448 receptions, the third-most catches in a player's first five seasons in NFL history:

#### Most Receptions in First Five Seasons - NFL History

Player, Team	Seasons	Rec
Michael Thomas, NO	2016-20	510
Jarvis Landry, Mia	2014-18	481
<b>CeeDee Lamb, Dal</b>	<b>2020-24</b>	<b>448</b>
Justin Jefferson, Min	2020-24	440
Cooper Kupp, LAR	2017-21	433
Larry Fitzgerald, Ari	2004-08	426

### ★ ON THE LAMB ★

CeeDee Lamb quickly rose to the No. 1 receiver spot for the Dallas Cowboys. Lamb had eight 100-yard performances in 2023, a single-season career-high, and has one 100-yard game in 2024.

Lamb has 19 career games with at least 100 receiving yards, tied for fifth in Cowboys history:

#### 100-Yard Receiving Games - Cowboys History

Player	100-Yd Gms	Player	100-Yd Gms
Michael Irvin	47	<b>CeeDee Lamb</b>	<b>19</b>
Tony Hill	26	Drew Pearson	19
Bob Hayes	22	Dez Bryant	18
Jason Witten	21		

Below are all 19 of Lamb's 100-yard performances:

#### CeeDee Lamb Career 100-Yard Rec Games

Opp, Date	Rec Yds	Opp, Date	Rec Yds
vs. Det, 12/30/23	227	vs. Phi, 12/24/22	120
at Phi, 11/5/23	191	at Mia, 12/24/23	118
vs. LAR, 10/29/23	158	at LAC, 10/16/23	117
vs. NYG, 11/12/23	151	vs. Sea, 11/30/23	116
at GB, 11/13/22	150	at Min, 10/31/21	112
at NE, 10/17/21	149	vs. Atl, 9/20/20	106
<b>at SF, 10/27/24</b>	<b>146</b>	vs. NYG, 11/24/22	106
vs. NYJ, 9/17/23	143	at TB, 9/9/21	104
at Jax, 12/18/22	126	at Ten, 12/29/22	100
vs. NYG, 10/11/20	124		

### ★ TARGETS ACQUIRED ★

Along with ranking fifth in receptions (53), CeeDee Lamb has been targeted the second-most in the NFL in 2024, trailing only Garrett Wilson:

#### Most Targets - NFL 2024

Player, Team	Tgts	Player, Team	Tgts
Garrett Wilson, NYJ	94	Wan'Dale Robinson, NYG	76
<b>CeeDee Lamb, Dal</b>	<b>84</b>	Jaxon Smith-Njigba, Sea	75
Malik Nabers, NYG	84	Brock Bowers, LV	73

Lamb has been targeted on 84 of his 289 routes in 2024, a 29.1 target percentage that ranks fifth among NFL receivers who have ran at least 150 routes:

Player, Team	Routes	Tgts	Tgt %
Josh Downs, Ind	163	56	34.4%
Malik Nabers, NYG	248	84	33.9%
Alvin Kamara, NO	193	63	32.6%
Nico Collins, Hou	152	45	29.6%
<b>CeeDee Lamb, Dal</b>	<b>289</b>	<b>84</b>	<b>29.1%</b>
George Pickens, Pit	200	58	29.0%
Justin Jefferson, Min	239	69	28.9%

### ★ CEEDEE'S STREAKING ★

CeeDee Lamb has recorded at least four receptions in 41 consecutive games, the second-longest such streak in NFL history:

#### Consecutive Games with Four Receptions - NFL History

Player, Team	Games	Player, Season	Games
Michael Thomas, NO	43	Antonio Brown, Pit	36
<b>CeeDee Lamb, Dal</b>	<b>41</b>	Davante Adams, GB	35
Julio Jones, Atl	38	Sterling Sharpe, GB	34

Lamb has recorded at least four receptions and 50 receiving yards in 15 consecutive games, becoming the only Cowboy to produce a 15-game streak of four receptions and 50-plus yards. Lamb's 15-game streak is also the longest active streak in the NFL.

## CEEDEE LAMB NOTES, CONT.

### ★ LAMB CHOP ★

CeeDee Lamb has also racked up yards in his career. Lamb led all wide receivers in 2023 with 1,862 scrimmage yards, tied for the fifth-most in a season by any NFL wide receiver. In 2024 he ranks fourth among NFL wide receivers with 712 yards from scrimmage:

#### Scrimmage Yards Leaders - NFL WRs 2024

Player, Team	Rush Yds	Rec Yds	Scrm Yds
Justin Jefferson, Min	3	783	786
Jayden Reed, GB	110	620	730
Ja'Marr Chase, Cin	11	717	728
<b>CeeDee Lamb, Dal</b>	<b>52</b>	<b>660</b>	<b>712</b>
Zay Flowers, Bal	47	654	701

Lamb has 6,175 career scrimmage yards, the seventh-most scrimmage yards by an NFL wide receiver in the first five seasons of a career:

#### Most Scrimmage Yards in First Five Seasons NFL Wide Receivers

Player	Yds	Player	Yds
Randy Moss	6,884	A.J. Green	6,264
Torry Holt	6,839	<b>CeeDee Lamb</b>	<b>6,175</b>
Justin Jefferson	6,713	Mike Evans	6,103
Jerry Rice	6,653	Calvin Johnson	6,039
Julio Jones	6,295	Larry Fitzgerald	6,030

### ★ POST BYE CEEDEE ★

In 2023, as a first-team All-Pro selection and Offensive Player of the Year nominee, CeeDee Lamb set franchise records in both receptions and receiving yards. Despite the record-breaking season, Lamb and the Cowboys passing attack started off slow.

Below are Lamb's stats heading into the Week 7 bye the last two seasons, along with his production in weeks following the break:

#### CeeDee Lamb - Stats Heading Into Bye Week

##### 2023 (Six Games)

Targets: 42  
Receptions: 32  
Receiving Yards: 475  
TD: 1

##### 2023 (Post Bye)

Targets: 139  
Receptions: 101  
Receiving Yards: 1,274  
TD: 11

##### 2024 (Six Games)

Targets: 55  
Receptions: 34  
Receiving Yards: 467  
TD: 2

##### 2024 (Post Bye)

Targets: 29  
Receptions: 21  
Receiving Yards: 193  
TD: 2

### ★ CEEDEE'S BREAKDOWN ★

Below is a chart detailing CeeDee Lamb's receptions in 2024, per *Pro Football Focus*:

Outside Left	Between Numbers	Outside Right
1/2 (0) 20 (0) 1 TD, 0 INT 125 NFL	0/1 (0) 0 (0) 0 TD, 0 INT 39.6 NFL	0/0 (0) 0 (0) 0 TD, 0 INT 20+
5/9 (0) 104 (43) 2 TD, 3 INT 96.5 NFL	4/7 (0) 82 (27) 0 TD, 1 INT 58.9 NFL	3/4 (0) 90 (51) 1 TD, 0 INT 156.3 NFL
5/6 (0) 35 (14) 0 TD, 0 INT 91 NFL	18/30 (4) 160 (61) 0 TD, 0 INT 74.3 NFL	6/8 (0) 41 (15) 0 TD, 0 INT 85.9 NFL
2/2 (0) 13 (18) 0 TD, 0 INT 93.8 NFL	4/4 (0) 13 (25) 0 TD, 0 INT 80.2 NFL	2/2 (0) 10 (14) 0 TD, 0 INT 87.5 NFL

Statistics: REC/TGT (Drops)  
YDS (YAC)

### ★ 10-PIECE ★

CeeDee Lamb reeled in at least 10 receptions seven times in 2023, most in the NFL and a single-season franchise record. In his career, Lamb has 11 games with 10-plus catches, tied with Jason Witten for the most in franchise history:

#### Games with 10-Plus Receptions - Cowboys History

Player	Games	Player	Games
Jason Witten	11	Amari Cooper	6
<b>CeeDee Lamb</b>	<b>11</b>	Miles Austin	5
Michael Irvin	7	Dez Bryant	4

Lamb did not record 10 receptions in a game until 2022. Since 2022, he leads the NFL in games with 10-or-more receptions:

#### Games with 10-Plus Receptions - NFL 2022-24

Player	Games	Player	Games
<b>CeeDee Lamb, Dal</b>	<b>11</b>	Tyreek Hill, Mia	7
Justin Jefferson, Min	8	Ja'Marr Chase, Cin	7

After his first double-digit catch game in 2024 at San Francisco, Lamb has 11 career contests with 10-or-more catches, tied for the second-most 10-catch games in an NFL player's first 73 career contests:

#### Games with Double-Digit Catches in First Five Seasons NFL History

Player	Games	Player	Games
Michael Thomas, NO	18	Christian McCaffrey, Car	11
Brandon Marshall, Den	12	Julio Jones, Atl	10
<b>CeeDee Lamb, Dal</b>	<b>11</b>		

Below are Lamb's 11 career games with 10-plus receptions:

#### CeeDee Lamb Games with 10-Plus Receptions

Opp/Date	Rec.	Yds
Det, 12/30/23	13	227
<b>@SF, 10/27/24</b>	<b>13</b>	<b>146</b>
@Was, 1/7/24	13	98
LAR, 10/29/23	12	158
Sea, 11/30/23	12	116
@Phi, 11/5/23	11	191
NYG, 11/12/23	11	151
NYJ, 9/17/23	11	143
@GB, 11/13/22	11	150
@Ten, 12/29/22	11	100
Phi, 12/24/22	10	120

### ★ CEEDEE'S TDs ★

CeeDee Lamb is no stranger when it comes to big plays. Lamb reeled in a career-high 29 receptions of 20-plus yards in 2023, tied with Tyreek Hill for the most in the NFL.

In 2024 two of Lamb's touchdown receptions have come from 50-plus yards. Since 2023, Lamb has three touchdowns from 50-plus yards, tied for third in the NFL over that span:

#### 50-Yard Touchdown Receptions - NFL 2023-24

Player	50-Yd TD	Player	50-Yd TD
Tyreek Hill, Mia	5	D.K. Metcalf, Sea	3
Ja'Marr Chase, Cin	5	George Pickens, Pit	3
<b>CeeDee Lamb, Dal</b>	<b>3</b>	Rashid Shaheed, NO	3
Nico Collins, Hou	3	Alec Pierce, Ind	3

### ★ SLOT VS. OUT WIDE ★

CeeDee Lamb has been a versatile weapon as he enters his fifth NFL season. Head Coach Mike McCarthy moves Lamb all over the field, seeing time in the slot and on the outside.

#### CeeDee Lamb - Slot vs. Outside 2024

Slot	Outside
Targets: 41	Targets: 40
Receptions: 24	Receptions: 29
Receiving Yards: 252	Receiving Yards: 408
TD: 0	TD: 4

## OFFENSIVE NOTES

### ★ RICO'S RECEIVING TD ★

Dallas running back Rico Dowdle is one-of-three running backs in 2024 with three receiving touchdowns, joining De'Von Achane and Rachaad White. Dowdle's three receiving touchdowns are the most by a Cowboys running back through the first eight games of a season since Emmitt Smith in 1996:

Most Receiving TDs by Cowboys RB Through Eight Games			
Player, Season	Rec TD	Player, Season	Rec TD
Dan Reeves, 1966	7	Emmitt Smith, 1996	3
Dan Reeves, 1967	5	<b>Rico Dowdle, 2024</b>	<b>3</b>
Timmy Newsome, 1986	3		

### ★ 400-YARD GAMES ★

Dallas recorded has recorded 400 yards twice in 2024, most recently its season-high 445 total yards at Pittsburgh (10/6). Since 2021, Dallas has totaled 400-plus yards in 24 games, tied with San Francisco for most in the NFL over that span:

Games with 400 Total Yards - NFL 2021-24			
Team	Games	Team	Games
<b>Dallas</b>	<b>24</b>	Philadelphia	22
San Francisco	24	Baltimore	21
Buffalo	23	Kansas City	20

### ★ HALFTIME LEADS = WINS ★

In 2024 Dallas is 3-1 when they lead at the break and 0-4 when trailing at the half. Since 2021, the Cowboys are 31-3 when they lead at halftime, the most wins and highest win percentage (.912) when leading at half in the last three-plus seasons:

Most Wins When Leading at Halftime - NFL 2021-24					
Team	W	L	Win%	Team	W L Win%
<b>Dallas</b>	<b>31</b>	<b>3</b>	<b>.912</b>	San Francisco	29 8 .784
Buffalo	30	6	.833	Baltimore	29 11 .725
Kansas City	30	5	.857	Detroit	27 5 .844

### ★ THIRD & SHORT ★

When Dallas is efficient on first and second down, the Cowboys offense is among the best in the league on third down. Dallas has converted 16 of its 20 attempts on third down-and-short (less than four yards), an 80.0% conversion rate that leads the NFL on third and short:

3rd & Short (<4 Yards) Conversion Percentage - NFL 2024			
Team	<4YdConv	<4YdAtt	<4Yd%
<b>Dallas</b>	<b>20</b>	<b>16</b>	<b>80.0%</b>
Baltimore	23	18	78.3%
LA Chargers	25	19	76.0%
Arizona	28	20	71.4%
Houston	21	15	71.4%

### ★ SUSTAINING SUCCESS ★

The Dallas Cowboys led the league with 47 10-play drives in 2023, the most by any NFL team since the stat was tracked in 1995. In 2024 Dallas has 14 10-play drives.

While Dallas' number of 10-play drives is down in 2024, the Cowboys efficiency has improved. Dallas has scored points on all but one of its 10-play drives in 2024, a 92.9% scoring rate on 10-play drives that is third in the league:

Scoring Efficiency on 10-Play Drives - NFL 2024					
Team	10-Play Drvs	TD	FG	Scores	Effcy
Buffalo	17	10	7	17	100.0%
Las Vegas	15	9	5	14	93.3%
<b>Dallas</b>	<b>14</b>	<b>8</b>	<b>5</b>	<b>13</b>	<b>92.9%</b>
LA Chargers	12	4	7	11	91.7%
Washington	23	10	11	21	91.3%

### ★ FERGALICIOUS ★

Third-year tight end Jake Ferguson excelled in his first season as the No. 1 tight end for the Dallas Cowboys in 2023. He has continued to be one of Dak Prescott's primary targets in 2024, catching 38 passes for 334 yards. Ferguson's 38 receptions are seventh among NFL tight ends in 2024:

Receptions Among Tight Ends - NFL 2024			
Player	Rec	Player	Rec
Brock Bowers, LV	57	Hunter Henry, NE	39
Travis Kelce, KC	52	<b>Jake Ferguson, Dal</b>	<b>38</b>
Trey McBride, Ari	45	Zach Ertz, Was	33
Cade Otton, TB	44	Dalton Kincaid, Buf	32
George Kittle, SF	40		

Ferguson's 128 career receptions are also the second-most catches by a Cowboys tight end through the first 40 games of a career:

Receptions in First 40 Career Games - Cowboys TEs			
Player	Rec	Player	Rec
Jason Witten	160	Blake Jarwin	69
<b>Jake Ferguson</b>	<b>128</b>	Billy Joe Dupree	67
Eric Bjornson	97	Dalton Schultz	64

Lastly, Ferguson has the second-most receiving yards by a Cowboys tight end through the first 40 games of a career:

Receiving Yds in First 40 Career Games - Cowboys TEs			
Player	Yds	Player	Yds
Jason Witten	1,789	Eric Bjornson	817
<b>Jake Ferguson</b>	<b>1,269</b>	Blake Jarwin	774
Billy Joe Dupree	996	Dalton Schultz	632

### ★ YOUNG GUYS ★

Dallas has relied on its young players early in 2024, including two rookie starting offensive lineman in Tyler Guyton and Cooper Beebe. On offense, Dallas' rookies have played 1,056 snaps, fifth-most in the NFL, and the four teams ahead of Dallas have all played one additional game:

Offensive Snaps by Rookies - NFL 2024		
Team	OffSnaps	Games
Washington	1,172	9
Las Vegas	1,273	9
New Orleans	1,219	9
N.Y. Giants	1,169	9
<b>Dallas</b>	<b>1,056</b>	<b>8</b>
Tampa Bay	1,008	9
Chicago	1,000	8
New England	885	8

### ★ SPREAD THE WEALTH ★

Due to a couple injuries and the amount of young skill players Dallas is playing in 2024, the Cowboys have had 17 different players touch the ball (rush or completion), tied for the fourth-most in the NFL:

Most Players That Have Recorded a Touch - NFL 2024			
Team	Players	Team	Players
Miami	21	Kansas City	17
Cleveland	18	LA Chargers	17
Kansas City	18	Pittsburgh	17
<b>Dallas</b>	<b>17</b>	San Francisco	17
Denver	17	Tampa Bay	17
Houston	17		

# 6.5

In Week 9 at the Atlanta Falcons (11/3), the Cowboys rushed for a season-high 137 yards on 21 carries. Dallas' 6.5 yards-per-carry was its highest rushing average in a game since 2022 against Chicago (10/30).



# TREVON DIGGS/DA'RON BLAND NOTES



## COWBOYS SECONDARY SINCE 2021

**63** Interceptions  
\*1st in the NFL

**83.4** Passer Rating Against  
\*3rd in the NFL

### ★ CAN YOU DIGG(S) IT? ★

Trevon Diggs tallied an interception in the season opener at Cleveland (9/8), bringing his career total to 19. Diggs' 19 interceptions are the second-most by a Cowboys player through the first 55 career games, trailing Everson Walls (25):

#### Most Interceptions in First 55 Career Games Cowboys History

Player	INT	Player	INT
Everson Walls, 1981-84	25	Michael Downs, 1981-84	18
<b>Trevon Diggs, 2020-24</b>	<b>19</b>	<b>Da'Ron Bland, 2022-23</b>	<b>14</b>
Charlie Waters, 1970-73	18		

### ★ NO FLY ZONE ★

Since 2021 the Cowboys lead the league in interceptions (63), while Dallas' secondary has allowed an 83.4 passer rating, the third-lowest mark in the NFL during that span:

#### Passer Rating Allowed - NFL 2021-24

Team	INT	PsRtingAg
Buffalo Bills	62	78.4
New Orleans Saints	54	81.5
<b>Dallas Cowboys</b>	<b>63</b>	<b>83.4</b>
New England Patriots	56	83.7
San Francisco 49ers	61	85.1

### ★ NOT SO BLAND ★

The Dallas Cowboys selected cornerback Da'Ron Bland in the fifth round (167th overall) of the 2022 NFL Draft. As a rookie, Bland filled in as a starter at both nickel corner and outside corner due to injuries. Bland stepped up for the Dallas secondary, tying for second among NFL rookies with five interceptions, and his five picks were the most by a Cowboys rookie since 2002 (Roy Williams and Derek Ross).

Bland was up to the task once again in 2023, as he led the NFL with nine interceptions. He also is tied with Kerby Joseph for the most interceptions (14) since entering the league in 2022:

#### Interceptions - NFL 2022-24

Player	INT	Player	INT
<b>Da'Ron Bland, Dal</b>	<b>14</b>	Jessie Bates III, Cin/Atl	12
Kerby Joseph, Det	14	Justin Simmons, Den/Atl	10

### ★ DYNAMIC DUO ★

Spurred by his franchise record 11 interceptions in 2021, Diggs leads the league in interceptions (16) since 2021. Standing on the opposite side of Diggs is third-year corner Da'Ron Bland, who is tied for the third-most interceptions since 2021:

#### Interceptions - NFL 2021-24

Player, Team	INTs
<b>Trevon Diggs, Dal</b>	<b>16</b>
Justin Simmons, Den/Atl	15
<b>Da'Ron Bland, Dal</b>	<b>14</b>
Rasul Douglas, GB/Buf	14
Xavier McKinney, NYG/GB	14
Kerby Joseph, Det	14
Jessie Bates III, Cin/Atl	13

### ★ TO THE HOUSE ★

Da'Ron Bland led the NFL with nine interceptions in 2023. Bland returned five of his interceptions for touchdowns, a single-season NFL record and the most all-time in Cowboys history:

#### Pick-Sixes in a Season - NFL History

Player, Season	INT	TD	Player, Season	INT	TD
<b>Da'Ron Bland, 2023</b>	<b>5</b>		Ken Houston, 1971	4	
Eric Allen, 1993	4		Jim Kearney, 1972	4	

Bland also became one-of-five non-offensive players since the NFL merger to record five touchdowns in a season:

#### Non-Offensive TDs in a Season - NFL History

Player, Season	Def TD	Player, Season	Def TD
Devin Hester, 2007	8	Devin Hester, 2006	5
<b>Da'Ron Bland, 2023</b>	<b>5</b>	Roy Green, 1981	5
J.J. Watt, 2014	5	Ken Houston, 1971	5

### ★ NEXT MAN UP ★

Due to injuries in the secondary, the Dallas Cowboys have played seven different players at cornerback in 2024. Below are the Cowboys who have lined up at corner and their snap counts:

#### Dallas Cowboys Cornerback Snap Counts - 2024

Player	Exp	Snaps	Snap%	INT	PD
Trevon Diggs	5	493	95.2%	1	6
Jourdan Lewis	9	372	71.8%	0	3
Caelen Carson	R	207	40.0%	0	2
Amani Oruwariye	5	182	35.1%	1	3
Andrew Booth	3	38	7.3%	0	0
Israel Mukuamu	4	54	10.4%	0	0
C.J. Goodwin	9	4	0.8%	0	0

# MICAH PARSONS NOTES



## BY THE NUMBERS

**41.5** Career Sacks  
\*T-5th in the NFL since 2021

**303** Career Pressures  
\*4th in the NFL since 2021, per PFF

**13** Multi-Sack Games  
\*T-4th since 2021



### ★ THE LIONBACKER ★

Micah Parsons is explosive off the edge and has tallied 20 pressures in 2024, per NFL Pro. In 2024 Parsons is sixth in the NFL with a 17.5% pressure rate, per NFL Pro:

#### Quarterback Pressure Rate - NFL Pro 2024 min. 100 pass rush snaps

Player	Pressures	Ps Rush	Prsr%
Myles Garrett, Cle	48	223	20.4%
Danielle Hunter, Hou	54	261	20.4%
Will McDonald IV, NYJ	41	203	19.7%
Trey Hendrickson, Cin	46	239	18.5%
Jared Verse, LAR	39	195	18.3%
<b>Micah Parsons, Dal</b>	<b>20</b>	<b>110</b>	<b>17.5%</b>
Will Anderson, Hou	40	226	17.5%

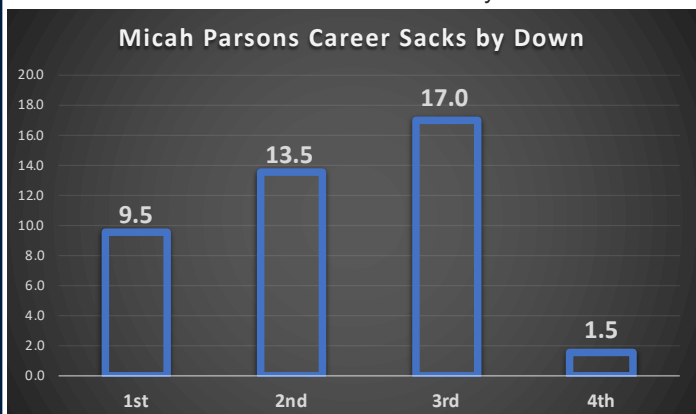
In 2023 Parsons tallied a career-best 103 pressures, per Pro Football Focus, and became one-of-four players since 2006 with at least 100 pressures in a season, per PFF:

#### Pressures in a Season, PFF - NFL Since 2006

Player, Team	Season	Pressures
J.J. Watt, Hou	2014	119
Aaron Donald, LAR	2015	106
<b>Micah Parsons, Dal</b>	<b>2023</b>	<b>103</b>
Maxx Crosby, LV	2021	100

### ★ PARSONS SACKS BY DOWN ★

Micah Parsons has recorded 41.5 career sacks in the regular season. Below is a breakdown of his sacks by down:



### ★ THE LION IS ALWAYS HUNGRY ★

Micah Parsons has been a game wrecker for opposing defenses since he was drafted in 2021, and is coming off a career-high 14.0 sacks in 2023.

Parsons' career sack total is up to 41.5, tied for the 11th-most sacks in a NFL player's first 53 career games since sacks became official in 1982:

#### Most Sacks Through First 53 Career Games - Since 1982

Player/Team	Seasons	Sacks
Reggie White, Phi	1985-88	65.0
Derrick Thomas, KC	1989-92	49.0
Von Miller, Den	2011-14	48.0
Dwight Freeney, Ind	2002-05	45.0
Aldon Smith, SF	2011-15	44.0
Myles Garrett, Cle	2017-20	43.5
Shawne Merriman, SD	2005-09	43.5
Nick Bosa, SF	2019-22	43.0
John Abraham, NYJ	2000-04	42.0
Joey Bosa, LAC	2016-20	42.0
<b>Micah Parsons, Dal</b>	<b>2021-24</b>	<b>41.5</b>
Leslie O'Neal, SD	1986-90	41.5
Richard Dent, Chi	1983-86	41.5

Parsons has 13 career multi-sack games, tied for the sixth-most multi-sack games in an NFL player's first 53 career games:

#### Most Multi-Sack Games Through First 53 Career Games Since 1982

Player/Team	Multi-Sack Gms	Seasons
Reggie White, Phi	21	1985-88
Aldon Smith, SF	17	2011-14
Richard Dent, Chi	15	1983-86
Andre Tippett, NE	14	1983-85
Shawne Merriman, SD	14	2005-09
<b>Micah Parsons, Dal</b>	<b>13</b>	<b>2021-23</b>
Von Miller, Den	13	2011-14

### ★ SACK KING ★

Micah Parsons had 14.0 sacks in 2023 and is the first player in Cowboys history with double-digit sacks in each of his first three seasons. Parsons became the second NFL player since 1982 with at least 12.0 sacks in each of his first three seasons, joining Hall of Famer Reggie White:

#### Parsons Sacks by Season

Season	Sacks
2021	13.0
2022	13.5
2023	14.0
<b>2024</b>	<b>1.0</b>



## SPECIAL TEAMS NOTES

### CAREER STATS (NFL Rank since 2023)

**56** Field Goals (1st)

**93.3%** Field Goal Percentage (4th)

**230** Kicking Points (1st)



### ★ BUTTER AUBREY ★

Brandon Aubrey, who spent his collegiate athletic career as a soccer player at Notre Dame, led the NFL in field goals made (36 - franchise record) in his first NFL season. After Aubrey made a game-winning field goal at the LA Chargers in 2023, Dak Prescott called Aubrey "Butter Aubrey" in reference to his historic start and how he played "as smooth as butter."

Aubrey made his first 35 field goal attempts in 2023, an NFL record for field goals made without a miss to start a career.

Aubrey has made 20-of-22 field goal attempts in 2024 - fourth-most made field goals in the NFL this season:

#### Most Field Goals Made - NFL 2024

Player, Team	FGM	FGA
Austin Seibert, Was.....	25	27
Chris Boswell, Pit.....	23	24
Ka'imi Fairbairn, Hou.....	21	25
<b>Brandon Aubrey, Dal.....</b>	<b>20</b>	<b>22</b>

### ★ LONG BALL BRANDON ★

Aubrey has made seven field goals from 50-plus yards in 2024, most in the NFL. Before missing his first 50-plus yarder of his career at the N.Y. Giants (9/26), Aubrey made the most field goals from 50-or-more yards (16) to start a career in NFL history.

Aubrey's 19 makes from 50-plus yards are tied with Brett Maher for the second-most 50-yard makes in Cowboys history:

#### Most 50-Yard Field Goals Made in a Career - Cowboys History

Player, Season	50+ Yd FG	
	FGM	FGA
Dan Bailey, 2011-17.....	27	4
<b>Brandon Aubrey, 2023-24.....</b>	<b>19</b>	<b>20</b>
Brett Maher, 2018-22.....	19	26

Against Baltimore (9/22) Aubrey nailed a 65-yard field goal, the longest made field goal in franchise history and the second-longest in NFL history:

#### Longest Field Goals - NFL History

Player, Team	Opp, Date	FG Length
Justin Tucker, Bal.....	@Det, 9/26/21	66
<b>Brandon Aubrey, Dal.....</b>	<b>Bal, 9/22/24</b>	<b>65</b>
Matt Prater, Den.....	Ten, 12/8/13	64

Aubrey has three field goals from 60-plus yards in his career, becoming the fourth kicker in NFL history with three-or-more field goals from 60-plus yards:

#### Kickers with Multiple 60-Yard Field Goals - NFL History

Player	60ydfGs	Player	60ydfGs
Brett Maher.....	4	Harrison Butker.....	2
Matt Prater.....	3	Jake Elliott.....	2
Greg Zuerlein.....	3	Sebastian Janikowski.....	2
<b>Brandon Aubrey.....</b>	<b>3</b>	Justin Tucker.....	2

### ★ POINT PERSON ★

Along with precision, Brandon Aubrey racked up points thanks to touchdowns from all three phases. Aubrey's 157 kicking points led the league in 2023, set a franchise record and were the most points scored in a player's first season in NFL history. Through seven games in 2024, Aubrey is fifth in the league with 73 points scored:

#### Kicking Points - NFL 2024

Player, Team	Pts	Player, Team	Pts
Austin Seibert, Was.....	97	<b>Brandon Aubrey, Dal.....</b>	<b>73</b>
Chris Boswell, Pit.....	85	Tyler Bass, Buf.....	72
Ka'imi Fairbairn, Hou.....	81	Wil Lutz, Den.....	71
Justin Tucker, Bal.....	79		

Aubrey has 230 career kicking points, the third-most through a player's first 25 career games in NFL history:

#### Points Scored in First 25 Career Games - NFL History

Player	FGM	FGA	FG%	PAT	Pts
Harrison Butker, 2017-18 ...	57	62	91.9%	79	250
Younghoe Koo, 2017-20 ....	61	68	89.7%	52	235
<b>Brandon Aubrey, 2023-24 ...</b>	<b>56</b>	<b>60</b>	<b>93.3%</b>	<b>62</b>	<b>230</b>

### ★ ACCURATE AUBREY ★

Aubrey's career 93.3 field goal percentage is the second-highest field goal percentage in NFL history through 25 career games (min. 20 attempts):

#### Field Goal Percentage in First 25 Career Games - NFL History

Player	FGM	FGA	FG%
Cameron Dicker, 2022-23.....	40	42	95.2%
<b>Brandon Aubrey, 2023-24.....</b>	<b>56</b>	<b>60</b>	<b>93.3%</b>
Harrison Butker, 2017-18.....	57	62	91.9%

Aubrey has made 56-of-60 career field goal attempts in just 25 career games. His 56 made field goals are the third-most by an NFL player in their first 25 career contests:

#### Most Field Goals Made In First 25 Career Games - NFL History

Player, Seasons	FGM	FGA
Younghoe Koo, 2017-20.....	61	68
Harrison Butker, 2017-18.....	57	62
<b>Brandon Aubrey, 2023-24.....</b>	<b>56</b>	<b>60</b>

**60**

Brandon Aubrey has made two field goals from 60-plus yards in 2024, the second player in NFL history to make multiple field goals from 60 yards out in the same season. Former Cowboy Brett Maher was the only other kicker to accomplish this feat in 2019.



## SPECIAL TEAMS NOTES, CONT.

### ★ RETURN MEN ★

The Dallas Cowboys have adapted well to the NFL's new kickoff rule in 2024. Dallas has returned 18 kickoffs, tied for sixth in the NFL, and is averaging 31.3 yards-per-return, third in the NFL:

#### Kickoff Return Average Leaders - NFL 2024 min. 10 kick returns

Team	KR	KRYds	Avg.
Houston .....	13	407	31.3
<b>Dallas .....</b>	<b>19</b>	<b>588</b>	<b>30.9</b>
Seattle.....	22	677	30.8

KaVontae Turpin and Juanyeh Thomas are the two Cowboys return men in 2024. Below is a look at their 2024 kickoff return stats:

Player	KR	KRYds	Avg.
KaVontae Turpin ....	13	444	34.2
Juanyeh Thomas .....	6	144	24.0

### ★ ONSIDE KICK INCOMING ★

The Dallas Cowboys were looking to spark a fourth quarter comeback against Baltimore (9/22). With over eight minutes remaining in the game, Dallas tried its first onside kick since the new kickoff rule was implemented, which notifies the opponent that an onside kick will be incoming.

Brandon Aubrey's onside kick was recovered by special teams ace C.J. Goodwin, one-of-two onside kick recoveries in the NFL in 2024 (Tampa Bay). Dallas has attempted three onside kicks in 2024, second in the NFL:

#### Onside Kick Attempts - NFL 2024

Team	OnsKick	OnsKRcv
Las Vegas.....	4	0
<b>Dallas.....</b>	<b>3</b>	<b>1</b>
Indianapolis .....	2	0
Tampa Bay .....	2	1
Green Bay .....	2	0
San Francisco .....	2	0
Miami .....	2	0

### ★ TURPIN TIME ★

Dallas Cowboys return man KaVontae Turpin is off to a fast start in 2024 with the new kickoff rule. Turpin averages 34.2 yards-per-kickoff return in 2024, best in the NFL:

#### Kickoff Return Average Leaders - NFL 2024 min. 1.25 KR/game

Player, Team	KR	KRYds	Avg.
<b>KaVontae Turpin, Dal.....</b>	<b>13</b>	<b>444</b>	<b>34.2</b>
Laviska Shenault Jr, Sea...	14	449	32.1
DeeJay Dallas, Ari.....	13	399	30.7

Turpin returned a punt 60 yards for a touchdown in Week One at Cleveland (9/8), one-of-four punt returns for a touchdown in the NFL. The score marked Dallas' first punt return for a touchdown since Ryan Switzer had an 83-yard return in 2017.

With the touchdown, Turpin also became the fourth player in Cowboys history to record a punt return touchdown, a rushing touchdown and a receiving touchdown over the course of a career. Only Bob Hayes, Kevin Williams and Wane McGarity have accomplished all three.

### ★ BLOCK PARTY ★

The Cowboys were one-of-three teams in the NFL in 2023 with three blocked kicks, joining Cleveland and Pittsburgh. In 2024 Dallas has blocked one extra point.

Since John "Bones" Fassel arrived as Dallas' special teams coordinator in 2020, the Cowboys 11 blocked kicks are tied for the league lead (punts, field goals and PATs):

#### Blocked Kicks - NFL 2020-24

Team	BikPAT	BikFG	BikPunt	BikKck
<b>Dallas.....</b>	<b>3</b>	<b>2</b>	<b>6</b>	<b>11</b>
Pittsburgh .....	2	4	5	11
Cleveland .....	2	7	0	9
Indianapolis .....	1	1	6	8
Minnesota.....	2	3	3	8



# **ROSTERS AND DEPTH CHART**

# 2024 DALLAS COWBOYS UNOFFICIAL DEPTH CHART

(As of November 5, 2024)

## OFFENSE

<b>WR</b>	88 CeeDee Lamb	83 Jalen Brooks	
<b>LT</b>	60 <u>Tyler Guyton</u>	76 Asim Richards	
<b>LG</b>	73 Tyler Smith	66 T.J. Bass	
<b>C</b>	56 <u>Cooper Beebe</u>	67 Brock Hoffman	
<b>RG</b>	70 Zack Martin	66 T.J. Bass	
<b>RT</b>	78 Terence Steele	79 Matt Waletzko	
<b>TE</b>	87 Jake Ferguson	86 Luke Schoonmaker	89 <u>Brevyn Spann-Ford</u>
<b>WR</b>	9 KaVontae Turpin	81 Jonathan Mingo	
<b>WR</b>	1 Jalen Tolbert	80 <u>Ryan Flournoy</u>	
<b>QB</b>	4 Dak Prescott	10 Cooper Rush	19 Trey Lance
<b>RB</b>	23 Rico Dowdle	15 Ezekiel Elliott	42 Deuce Vaughn
<b>FB</b>	40 Hunter Luepke		

## DEFENSE

<b>DE</b>	99 Chauncey Golston	91 Tyrus Wheat	52 KJ Henry
<b>NT</b>	58 Mazi Smith	93 Linval Joseph	
<b>DT</b>	97 Osa Odighizuwa	92 Carlos Watkins	
<b>DE</b>	11 Micah Parsons	55 Carl Lawson	
<b>LB</b>	35 <u>Marist Liufau</u>	18 Damone Clark	
<b>LB</b>	50 Eric Kendricks	41 Nick Vigil	
<b>LB</b>	13 DeMarvion Overshown	57 Buddy Johnson	
<b>CB</b>	7 Trevon Diggs	29 C.J. Goodwin	
<b>NCB</b>	2 Jourdan Lewis	24 Israel Mukuamu	
<b>CB</b>	26 DaRon Bland	21 <u>Caelen Carson</u>	
<b>S</b>	6 Donovan Wilson	14 Markquese Bell	
<b>S</b>	28 Malik Hooker	30 Juanyeh Thomas	

## SPECIALISTS

<b>K</b>	17 Brandon Aubrey		
<b>P</b>	5 Bryan Anger		
<b>LS</b>	44 Trent Sieg		
<b>H</b>	5 Bryan Anger		
<b>KR</b>	9 KaVontae Turpin	30 Juanyeh Thomas	23 Rico Dowdle
<b>PR</b>	9 KaVontae Turpin	42 Deuce Vaughn	

## PRONUNCIATION GUIDE

Markquese Bell	mar-KEESE	Israel Mukuamu	MOO-kwah-moo
DaRon Bland	duh-RON	Osa Odighizuwa	oh-DIGGY-zoowa
Damone Clark	duh-MONE	DeMarvion Overshown	de-MAR-vee-on over-SHOWN
Trevon Diggs	TRAY-von	Asim Richards	AH-sum
Rico Dowdle	DOWD-ill	Luke Schoonmaker	SKOON-maker
Ryan Flournoy	fla-NOY	Trent Sieg	SIG
Linval Joseph	LIN-vahl	Mazi Smith	MAH-zee
Marist Liufau	MARE-ist LEE-oo-FOW	Juanyeh Thomas	ONE-yay
Hunter Luepke	LIP-key	KaVontae Turpin	kuh-VON-tay

## COACHING STAFF

**HEAD COACH:** Mike McCarthy

**ASSISTANTS:** Jeff Blasko (Running Game Coordinator/Running Backs), Ramon Chinyoung (Asst. Offensive Line/Quality Control), Greg Ellis (Asst. Defensive Line/Quality Control), John Fassel (Special Teams Coordinator), Ryan Feder (Asst. Quarterbacks/Game Management), Cristian Garcia (Asst. Defensive Backs/Quality Control), Paul Guenther (Def. Run Game Coordinator), Evan Harrington (Offensive Assistant/Minority Fellowship), Al Harris (Asst. Head Coach/Defensive Backs), Chase Haslett (Pass Game Specialist), Cannon Matthews (Safeties), Scott McCurley (Linebackers), Harold Nash (Strength & Conditioning Coordinator), Robert Prince (Pass Game Coordinator/Wide Receivers), Justin Rudd (Coaching Operations Manager/Football Analytics), Brian Schottenheimer (Offensive Coordinator), Steve Shimko (Offensive Assistant/Quality Control), Eric Simonelli (Head Coach Assistant/Quality Control), Cedric Smith (Assistant Strength & Conditioning), Kendall Smith (Assistant Strength & Conditioning), Mike Solari (Offensive Line), Rayna Stewart (Assistant Special Teams), Darian Thompson (Asst. Linebackers/Quality Control), Scott Tolzien (Quarterbacks), Lunda Wells (Tight Ends), Jeff Zgonina (Defensive Line), Mike Zimmer (Defensive Coordinator).



# 2024 DALLAS COWBOYS ALPHABETICAL ROSTER

NO.	NAME	POS	HT	WT	DOB	EXP	COLLEGE	HOMETOWN
5	Anger, Bryan	P	6-3	214	10/6/1988	13	California	Camarillo, Calif.
17	Aubrey, Brandon	K	6-3	208	3/14/1995	2	Notre Dame	St. Louis, Mo.
66	Bass, T.J.	G	6-4	315	3/31/1999	2	Oregon	Deming, Wash.
56	Beebe, Cooper	G/C	6-3	322	5/19/2001	R	Kansas State	Kansas City, Kansas
14	Bell, Markquese	S	6-2	218	12/31/1999	3	Florida A&M	Bridgeton, N.J.
26	Bland, DaRon	CB	6-2	202	7/12/1999	3	Fresno State	Modesto, Calif.
83	Brooks, Jalen	WR	6-1	203	5/7/2000	2	South Carolina	Harrisburg, N.C.
21	Carson, Caelen	CB	6-0	193	3/3/2002	R	Wake Forest	Waldorf, Maryland
18	Clark, Damone	LB	6-2	245	6/28/2000	3	Louisiana State	Baton Rouge, La.
7	Diggs, Trevon	CB	6-1	204	9/20/1998	5	Alabama	Gaithersburg, Md.
23	Dowdle, Rico	RB	5-11	218	6/14/1998	5	South Carolina	Asheville, N.C.
15	Elliott, Ezekiel	RB	6-0	226	7/22/1995	9	Ohio State	St. Louis, Mo.
87	Ferguson, Jake	TE	6-5	252	1/18/1999	3	Wisconsin	Madison, Wisc.
80	Flournoy, Ryan	WR	6-1	202	10/27/1999	R	Southeast Missouri State	Hazelcrest, Ill.
99	Golston, Chauncey	DE	6-5	285	2/10/1998	4	Iowa	Detroit, Mich.
29	Goodwin, C.J.	CB	6-3	195	2/4/1990	9	California (PA)	Wheeling, W.V.
60	Guyton, Tyler	T	6-7	322	6/11/2002	R	Oklahoma	Austin, TX
52	Henry, KJ	DE	6-4	255	1/27/1999	2	Clemson	Winston-Salem, N.C.
67	Hoffman, Brock	C	6-4	315	7/2/1999	2	Virginia Tech	Statesville, N.C.
28	Hooker, Malik	S	6-1	215	4/2/1996	8	Ohio State	New Castle, Pa.
57	Johnson, Buddy	LB	6-2	240	2/27/1999	2	Texas A&M	Dallas, TX
93	Joseph, Linval	NT	6-4	329	10/10/1988	15	East Carolina	Christiansted, U.S. Virgin Islands
50	Kendricks, Eric	LB	6-0	232	2/29/1992	10	UCLA	Fresno, Calif.
88	Lamb, CeeDee	WR	6-2	197	4/8/1999	5	Oklahoma	Richmond, Texas
19	Lance, Trey	QB	6-4	226	5/9/2000	4	North Dakota State	Marshall, Minn.
55	Lawson, Carl	DE	6-2	265	6/29/1995	8	Auburn	Alpharetta, GA
2	Lewis, Jourdan	CB	5-10	190	8/31/1995	8	Michigan	Detroit Mich.
35	Liufau, Marist	LB	6-2	234	2/9/2001	R	Notre Dame	Kalihi, Hawaii
40	Luepke, Hunter	FB	6-1	245	2/28/2000	2	North Dakota State	Spencer, Wisc.
70	Martin, Zack	G	6-4	315	11/20/1990	11	Notre Dame	Indianapolis, Ind.
81	Mingo, Jonathan	WR	6-2	220	4/20/2001	2	Mississippi	Brandon, Miss.
24	Mukuamu, Israel	S	6-4	215	11/28/1999	4	South Carolina	Charlotte, N.C.
97	Odighizuwa, Osa	DT	6-2	294	8/13/1998	4	UCLA	Dayton, Ohio
13	Overshown, DeMarvion	LB	6-3	230	8/13/2000	2	Texas	Arp, Texas
11	Parsons, Micah	DE	6-3	250	5/26/1999	4	Penn State	Harrisburg, Pa.
4	Prescott, Dak	QB	6-2	228	7/29/1993	9	Mississippi State	Haughton, La.
76	Richards, Asim	T	6-4	315	10/2/2000	2	North Carolina	Philadelphia, Pa.
10	Rush, Cooper	QB	6-3	224	11/21/1993	7	Central Michigan	Charlotte, Mich.
86	Schoonmaker, Luke	TE	6-5	255	9/28/1998	2	Michigan	Hamden, Conn.
44	Sieg, Trent	LS	6-3	240	5/19/1995	7	Colorado State	Eaton, Colo.
58	Smith, Mazi	DT	6-3	328	6/16/2001	2	Michigan	Grand Rapids, Mich.
73	Smith, Tyler	G/T	6-5	320	4/3/2001	3	Tulsa	Fort Worth, Texas
89	Spann-Ford, Brevyn	TE	6-6	260	12/27/1999	R	Minnesota	St. Cloud, Minn.
78	Steele, Terence	T	6-6	320	6/4/1997	5	Texas Tech	Cibolo, Texas
30	Thomas, Juanyeh	S	6-1	215	6/24/2000	2	Georgia Tech	Niceville, Fla.
1	Tolbert, Jalen	WR	6-1	200	2/27/1999	3	South Alabama	Mobile, Ala.
9	Turpin, KaVontae	WR	5-7	155	8/2/1996	3	TCU	Monroe, La.
42	Vaughn, Deuce	RB	5-5	180	11/2/2001	2	Kansas State	Round Rock, Texas
41	Vigil, Nick	LB	6-2	230	8/20/1993	9	Utah State	Plain City, Utah
79	Waletzko, Matt	T	6-8	320	12/15/1999	3	North Dakota	Cold Spring, Minn.
92	Watkins, Carlos	DT	6-3	305	12/5/1993	8	Clemson	Mooresboro, N.C.
91	Wheat, Tyrus	DE	6-2	263	12/8/1999	2	Mississippi State	Amite, La.
6	Wilson, Donovan	S	6-0	205	2/21/1995	6	Texas A&M	Shreveport, La.
<b>PRACTICE SQUAD</b>								
75	Ball, Josh	T	6-8	320	5/15/1998	4	Marshall	Fredericksburg, Va.
31	Butler, Josh	CB	6-0	186	11/25/1996	1	Michigan State	Mesquite, Texas
20	Cook, Dalvin	RB	5-10	210	8/10/1995	8	Florida State	Opa-locka, FL
16	Cropper, Jalen	WR	5-11	180	5/3/2001	1	Fresno State	Parlier, Calif.
72	Dalton, Jalen	DT	6-6	300	8/4/1997	4	North Carolina	Clemmons, N.C.
34	Davis, Malik	RB	5-10	205	11/26/1998	2	Florida	Tamp, Fla.
95	Daxon, Denzel	DT	6-2	304	3/27/1999	R	Illinois	Nassau, Bahamas
85	Fant, Princeton	TE	6-2	250	3/11/1999	1	Tennessee	Nashville, Tenn.
43	Hall, Kemon	CB	5-11	190	6/2/1997	2	North Texas	Calhoun City, Miss.
84	Harmon, Kelvin	WR	6-2	215	12/15/1996	3	North Carolina State	Palmyra, N.J.
47	Harris, Darius	LB	6-2	238	1/17/1996	5	Middle Tennessee	Horn Lake, Miss.
33	Johnson, Emany	S	6-2	218	11/17/2000	R	Nevada	Richmond, Calif.
59	Mogensen, Brock	LB	6-2	234	2/9/2001	R	South Dakota	Farmington, Minn.
65	Shepley, Dakoda	G	6-4	290	12/27/1994	3	British Columbia	Windsor, Ontario
53	Vilain, Lujji	DE	6-4	250	3/10/1998	3	Wake Forest	Ottawa, Ontario, Canada
13	Williams, Seth	WR	6-4	211	4/10/2000	2	Auburn	Cottdale, Ala.
<b>RESERVE/INJURED</b>								
64	Bostick, Earl	T	6-6	315	12/31/1998	1	Kansas	Barnwell, S.C.
3	Cooks, Brandin	WR	5-10	193	9/25/1993	11	Oregon State	Stockton, Calif.
71	Edoga, Chuma	OL	6-4	315	5/25/1997	6	Southern California	Atlanta, Ga.
94	Kneeland, Marshawn	DE	6-3	267	7/8/2001	R	Western Michigan	Grand Rapids, Mich.
90	Lawrence, DeMarcus	DE	6-3	254	4/28/1992	11	Boise State	Aiken, S.C.
27	Oruwariye, Amani	CB	6-2	202	2/9/1996	5	Penn State	Tampa, Fla.
81	Stephens, John	TE	6-6	245	9/23/1999	2	Louisiana-Lafayette	Logansport, LA.
62	Thomas, Nate	G/T	6-5	332	8/22/2001	R	Louisiana	New Orleans, La.
54	Williams, Sam	DE	6-4	262	3/31/1999	3	Mississippi	Montgomery, Ala.

# 2024 DALLAS COWBOYS NUMERICAL ROSTER

NO.	NAME	POS	HT	WT	AGE	EXP	COLLEGE	HOW ACQ
1	Jalen Tolbert	WR	6-1	200	25	3	South Alabama	D3-'22
2	Jourdan Lewis	CB	5-10	190	29	8	Michigan	D3-'17
4	Dak Prescott	QB	6-2	228	31	9	Mississippi State	D4b-'16
5	Bryan Anger	P	6-3	214	36	13	California	FA-'21
6	Donovan Wilson	S	6-0	205	29	6	Texas A&M	D6-'19
7	Trevon Diggs	CB	6-1	204	26	5	Alabama	D2-'20
9	KaVontae Turpin	WR	5-7	155	28	3	TCU	UDFA-'22
10	Cooper Rush	QB	6-3	224	30	7	Central Michigan	FA-'20
11	Micah Parsons	DE	6-3	250	25	4	Penn State	D1-'21
13	DeMarvion Overshown	LB	6-3	230	24	2	Texas	D3-'23
14	Markquese Bell	S	6-2	218	24	3	Florida A&M	UDFA-'22
15	Ezekiel Elliott	RB	6-0	226	29	9	Ohio State	FA-'24
17	Brandon Aubrey	K	6-3	208	29	2	Notre Dame	FA-'23
18	Damone Clark	LB	6-2	245	24	3	Louisiana State	D5c-'22
19	Trey Lance	QB	6-4	226	24	4	North Dakota State	T(SF)-'23
21	Caelen Carson	CB	6-0	193	22	R	Wake Forest	D5-'24
23	Rico Dowdle	RB	5-11	218	26	5	South Carolina	UDFA-'20
24	Israel Mukuamu	S	6-4	215	24	4	South Carolina	D6b-'21
26	DaRon Bland	CB	6-2	202	25	3	Fresno State	D5b-'22
28	Malik Hooker	S	6-1	215	28	8	Ohio State	FA-'21
29	C.J. Goodwin	CB	6-3	195	34	9	California (PA)	PS(Cin)-'18
30	Juanyeh Thomas	S	6-1	215	24	2	Georgia Tech	UDFA-'22
35	Marist Liufau	LB	6-2	234	23	R	Notre Dame	D3b-'24
40	Hunter Luepke	FB	6-1	245	24	2	North Dakota State	UDFA-'23
41	Nick Vigil	LB	6-2	230	31	9	Utah State	FA-'24
42	Deuce Vaughn	RB	5-5	180	23	2	Kansas State	D6b-'23
44	Trent Sieg	LS	6-3	240	29	7	Colorado State	FA-'23
50	Eric Kendricks	LB	6-0	232	32	10	UCLA	FA-'24
52	KJ Henry	DE	6-4	255	25	2	Clemson	PS(Cin)-'24
55	Carl Lawson	DE	6-2	265	29	8	Auburn	FA-'24
56	Cooper Beebe	G/C	6-3	322	23	R	Kansas State	D3a-'24
57	Buddy Johnson	LB	6-2	240	25	2	Texas A&M	FA-'23
58	Mazi Smith	DT	6-3	328	23	2	Michigan	D1-'23
60	Tyler Guyton	T	6-7	322	22	R	Oklahoma	D1-'24
66	T.J. Bass	G	6-4	315	25	2	Oregon	UDFA-'23
67	Brock Hoffman	C	6-4	315	25	2	Virginia Tech	FA-'22
70	Zack Martin	G	6-4	315	33	11	Notre Dame	D1-'14
73	Tyler Smith	G/T	6-5	320	23	3	Tulsa	D1-'22
76	Asim Richards	T	6-4	315	24	2	North Carolina	D5-'23
78	Terence Steele	T	6-6	320	27	5	Texas Tech	UDFA-'20
79	Matt Waletzko	T	6-8	320	24	3	North Dakota	D5a-'22
80	Ryan Flournoy	WR	6-1	202	25	R	Southeast Missouri State	D6-'24
81	Jonathan Mingo	WR	6-2	220	23	2	Mississippi	T(Car)-'24
83	Jalen Brooks	WR	6-1	203	24	2	South Carolina	D7-'23
86	Luke Schoonmaker	TE	6-5	255	26	2	Michigan	D2-'23
87	Jake Ferguson	TE	6-5	252	25	3	Wisconsin	D4-'22
88	CeeDee Lamb	WR	6-2	197	25	5	Oklahoma	D1-20
89	Brevyn Spann-Ford	TE	6-6	260	24	R	Minnesota	UDFA-'24
91	Tyrus Wheat	DE	6-2	263	24	2	Mississippi State	UDFA-'23
92	Carlos Watkins	DT	6-3	305	30	8	Clemson	(PS)WAS-'24
93	Linval Joseph	NT	6-4	329	36	15	East Carolina	FA-'24
97	Osa Odighizuwa	DT	6-2	294	26	4	UCLA	D3a-'21
99	Chauncey Golston	DE	6-5	285	26	4	Iowa	D3b-'21
<b>PRACTICE SQUAD</b>								
13	Seth Williams	WR	6-4	211	24	2	Auburn	FA-'24
16	Jalen Cropper	WR	5-11	180	23	1	Fresno State	UDFA-'23
20	Dalvin Cook	RB	5-10	210	29	8	Florida State	FA-'24
31	Josh Butler	CB	6-0	186	27	1	Michigan State	FA-'23
33	Emany Johnson	S	6-2	218	23	R	Nevada	UDFA-'24
34	Malik Davis	RB	5-10	205	25	2	Florida	UDFA-'22
43	Kemon Hall	CB	5-11	190	27	2	North Texas	W(SF)-'24
47	Darius Harris	LB	6-2	238	28	5	Middle Tennessee	FA-'24
53	Luiji Vilain	DE	6-4	250	26	3	Wake Forest	FA-'24
59	Brock Mogensen	LB	6-2	234	23	R	South Dakota	UDFA-'24
65	Dakoda Shepley	G	6-4	290	29	3	British Columbia	FA-'23
72	Jalen Dalton	DT	6-6	300	27	4	North Carolina	FA-'24
75	Josh Ball	T	6-8	320	26	4	Marshall	D4b-'21
84	Kelvin Harmon	WR	6-2	215	27	3	North Carolina State	FA-'24
85	Princeton Fant	TE	6-2	250	25	1	Tennessee	UDFA-'23
95	Denzel Daxon	DT	6-2	304	25	R	Illinois	UDFA-'24
<b>RESERVE/INJURED</b>								
3	Brandin Cooks	WR	5-10	193	31	11	Oregon State	T(Hou)-'23
27	Amani Oruwariye	CB	6-2	202	28	5	Penn State	FA-'24
54	Sam Williams	DE	6-4	262	25	3	Mississippi	D2-'22
62	Nate Thomas	G/T	6-5	332	23	R	Louisiana	D7a-'24
64	Earl Bostick	T	6-6	315	25	1	Kansas	UDFA-'23
71	Chuma Edoga	OL	6-4	315	27	6	Southern California	UFA(Atl)-'23
81	John Stephens	TE	6-6	245	25	2	Louisiana-Lafayette	UDFA-'23
90	DeMarcus Lawrence	DE	6-3	254	32	11	Boise State	D2-'14
94	Marshawn Kneeland	DE	6-3	267	23	R	Western Michigan	D2-'24

# 2024 DALLAS COWBOYS POSITIONAL ROSTER

NO.	NAME	POS.	HT.	WT.	AGE	EXP.	COLLEGE	HOW ACQ.
<b>QUARTERBACKS (3)</b>								
4	Dak Prescott	QB	6-2	228	31	9	Mississippi State	D4b-'16
10	Cooper Rush	QB	6-3	224	30	7	Central Michigan	FA-'20
19	Trey Lance	QB	6-4	226	24	4	North Dakota State	T(SF)-'23
<b>RUNNING BACKS (4)</b>								
15	Ezekiel Elliott	RB	6-0	226	29	9	Ohio State	FA-'24
23	Rico Dowdle	RB	5-11	218	26	5	South Carolina	UDFA-'20
40	Hunter Luepke	FB	6-1	245	24	2	North Dakota State	UDFA-'23
42	Deuce Vaughn	RB	5-5	180	23	2	Kansas State	D6b-'23
<b>WIDE RECEIVERS (6)</b>								
1	Jalen Tolbert	WR	6-1	200	25	3	South Alabama	D3-'22
9	KaVontae Turpin	WR	5-7	155	28	3	TCU	UDFA-'22
80	Ryan Flournoy	WR	6-1	202	25	R	Southeast Missouri State	D6-'24
81	Jonathan Mingo	WR	6-2	220	23	2	Mississippi	T(Car)-'24
83	Jalen Brooks	WR	6-1	203	24	2	South Carolina	D7-'23
88	CeeDee Lamb	WR	6-2	197	25	5	Oklahoma	D1-'20
<b>TIGHT ENDS (3)</b>								
86	Luke Schoonmaker	TE	6-5	255	26	2	Michigan	D2-'23
87	Jake Ferguson	TE	6-5	252	25	3	Wisconsin	D4-'22
89	Brevyn Spann-Ford	TE	6-6	260	24	R	Minnesota	UDFA-'24
<b>OFFENSIVE LINE (9)</b>								
56	Cooper Beebe	G/C	6-3	322	23	R	Kansas State	D3a-'24
60	Tyler Guyton	T	6-7	322	22	R	Oklahoma	D1-'24
66	T.J. Bass	G	6-4	315	25	2	Oregon	UDFA-'23
67	Brock Hoffman	C	6-4	315	25	2	Virginia Tech	FA-'22
70	Zack Martin	G	6-4	315	33	11	Notre Dame	D1-'14
73	Tyler Smith	G/T	6-5	320	23	3	Tulsa	D1-'22
76	Asim Richards	T	6-4	315	24	2	North Carolina	D5-'23
78	Terence Steele	T	6-6	320	27	5	Texas Tech	UDFA-'20
79	Matt Waletzko	T	6-8	320	24	3	North Dakota	D5a-'22
<b>DEFENSIVE LINE (9)</b>								
11	Micah Parsons	DE	6-3	250	25	4	Penn State	D1-'21
52	KJ Henry	DE	6-4	255	25	2	Clemson	PS(Cin)-'24
55	Carl Lawson	DE	6-2	265	29	8	Auburn	FA-'24
58	Mazi Smith	DT	6-3	328	23	2	Michigan	D1-'23
91	Tyrus Wheat	DE	6-2	263	24	2	Mississippi State	UDFA-'23
92	Carlos Watkins	DT	6-3	305	30	8	Clemson	(PS)WAS-'24
93	Linval Joseph	NT	6-4	329	36	15	East Carolina	FA-'24
97	Osa Odighizuwa	DT	6-2	294	26	4	UCLA	D3a-'21
99	Chauncey Golston	DE	6-5	285	26	4	Iowa	D3b-'21
<b>LINEBACKERS (6)</b>								
13	DeMarvion Overshown	LB	6-3	230	24	2	Texas	D3-'23
18	Damone Clark	LB	6-2	245	24	3	Louisiana State	D5c-'22
35	Marist Liufau	LB	6-2	234	23	R	Notre Dame	D3b-'24
41	Nick Vigil	LB	6-2	230	31	9	Utah State	FA-'24
50	Eric Kendricks	LB	6-0	232	32	10	UCLA	FA-'24
57	Buddy Johnson	LB	6-2	240	25	2	Texas A&M	FA-'23
<b>DEFENSIVE BACKS (10)</b>								
2	Jourdan Lewis	CB	5-10	190	29	8	Michigan	D3-'17
6	Donovan Wilson	S	6-0	205	29	6	Texas A&M	D6-'19
7	Trevon Diggs	CB	6-1	204	26	5	Alabama	D2-'20
14	Markquese Bell	S	6-2	218	24	3	Florida A&M	UDFA-'22
21	Caelen Carson	CB	6-0	193	22	R	Wake Forest	D5-'24
24	Israel Mukuamu	S	6-4	215	24	4	South Carolina	D6b-'21
26	DaRon Bland	CB	6-2	202	25	3	Fresno State	D5b-'22
28	Malik Hooker	S	6-1	215	28	8	Ohio State	FA-'21
29	C.J. Goodwin	CB	6-3	195	34	9	California (PA)	PS(Cin)-'18
30	Juanyeh Thomas	S	6-1	215	24	2	Georgia Tech	UDFA-'22
<b>SPECIALISTS (3)</b>								
5	Bryan Anger	P	6-3	214	36	13	California	FA-'21
17	Brandon Aubrey	K	6-3	208	29	2	Notre Dame	FA-'23
44	Trent Sieg	LS	6-3	240	29	7	Colorado State	FA-'23



## HOW THE COWBOYS WERE BUILT/CONTRACT STATUS

YEAR	DRAFT PICKS (32)	FREE AGENTS (13)	COLLEGE FREE AGENTS (11)	TRADES/WAIVERS (3)	PRACTICE SQUAD (3)
2014	Z. Martin (1st) D. Lawrence (2nd) *				
2016	E. Elliott (1st) D. Prescott (4th)				
2017	J. Lewis (3rd)				
2018					C. Goodwin (PS Cin -'18)
2019	D. Wilson (6th)				
2020	C. Lamb (1st) T. Diggs (2nd)	C. Rush (FA-'20)	R. Dowdle (UDFA-'20) T. Steele (UDFA-'20)		
2021	M. Parsons (1st) O. Odighizuwa (3rd-a) C. Golston (3rd-b) I. Mukuamu (6th-b)	B. Anger (FA-'21) M. Hooker (FA-'21)			
2022	T. Smith (1st) S. Williams (2nd) * J. Tolbert (3rd) J. Ferguson (4th) D. Bland (5th) D. Clark (5th) M. Waletzko (5th)	B. Hoffman (FA-'22)	M. Bell (UDFA-'22) J. Thomas (UDFA-'22) K. Turpin (UDFA-'22)		
2023	M. Smith (1st) L. Schoonmaker (2nd) D. Overshown (3rd) A. Richards (5th) D. Vaughn (6th) J. Brooks (7th)	B. Aubrey (FA-'23) C. Edoga (UFA Atl -'23) * B. Johnson (FA '23) T. Sieg (FA-'23)	T. Bass (UDFA-'23) E. Bostick (UDFA-'23) * H. Luepke (UDFA-'23) J. Stephens (UDFA-'23) * T. Wheat (UDFA-'23)	B. Cooks (T Hou -'23) * T. Lance (T SF -'23)	
2024	T. Guyton (1st) M. Kneeland (2nd) * C. Beebe (3rd-a) M. Liufau (3rd-b) C. Carson (5th) R. Flournoy (6th) N. Thomas (7th-a) *	L. Joseph (FA-'24) E. Kendricks (FA-'24) C. Lawson (FA-'24) A. Oruwariye (FA-'24) * N. Vigil (FA-'24)	B. Spann-Ford (UDFA-'24)	J. Mingo (T Car -'24)	K. Henry (PS Cin -'24) C. Watkins (PS WAS-'24)

Key: \* Reserve/Injured

CONTRACT STATUS					
PLAYER	SIGNED THROUGH	PLAYER	SIGNED THROUGH	PLAYER	SIGNED THROUGH
Bryan Anger	2024	Brock Hoffman	2024	Asim Richards	2026
Brandon Aubrey	2025	Malik Hooker	2026	Cooper Rush	2024
T. J. Bass	2025	Buddy Johnson	2025	Luke Schoonmaker	2026
Cooper Beebe	2027	Linval Joseph	2024	Trent Sieg	2024
Markquese Bell	2024	Eric Kendricks	2024	Mazi Smith	2026
DaRon Bland	2025	Marshawn Kneeland *	2027	Tyler Smith	2025
Earl Bostick *	2025	CeeDee Lamb	2028	Brevyn Spann-Ford	2024
Jalen Brooks	2026	Trey Lance	2024	Terence Steele	2028
Caelen Carson	2027	DeMarcus Lawrence *	2024	John Stephens *	2025
Damone Clark	2025	Carl Lawson	2024	Juanyeh Thomas	2025
Brandin Cooks *	2024	Jourdan Lewis	2024	Nate Thomas *	2027
Trevon Diggs	2028	Marist Liufau	2027	Jalen Tolbert	2025
Rico Dowdle	2024	Hunter Luepke	2025	KaVontae Turpin	2024
Chuma Edoga *	2024	Zack Martin	2024	Deuce Vaughn	2026
Ezekiel Elliott	2026	Jonathan Mingo	2026	Nick Vigil	2024
Jake Ferguson	2025	Israel Mukuamu	2024	Matt Waletzko	2025
Ryan Flournoy	2027	Osa Odighizuwa	2024	Carlos Watkins	2024
Chauncey Golston	2024	Amani Oruwariye *	2024	Tyrus Wheat	2024
C. J. Goodwin	2024	DeMarvion Overshown	2026	Sam Williams *	2025
Tyler Guyton	2027	Micah Parsons	2024	Donovan Wilson	2025
KJ Henry	2025	Dak Prescott	2028		

# 2024 DALLAS COWBOYS CONTRACT ANALYSIS

OFFENSE		2024	2025	2026	2027	2028	2029	2030
QB	Lance, Trey		UFA					
	Prescott, Dak						UFA	
	Rush, Cooper		UFA					
RB	Dowdle, Rico		UFA					
	Elliott, Ezekiel		UFA					
	Luepke, Hunter			RFA	UFA			
	Vaughn Deuce				UFA			
WR	Brooks, Jalen				UFA			
	Cooks, Brandin (IR-R)*		UFA					
	Flournoy, Ryan					UFA		
	Lamb, CeeDee						UFA	
	Mingo, Jonathan				UFA			
	Tolbert, Jalen			UFA				
	Turpin, KaVontae		RFA	UFA				
TE	Ferguson, Jake			UFA				
	Schoonmaker, Luke				UFA			
	Spann-Ford, Brevyn				RFA	UFA		
	Stephens, John (IR)*			RFA	UFA			
OL	Bass, T.J.			RFA	UFA			
	Beebe, Cooper					UFA		
	Bostick, Earl (IR)*			ERFA	RFA	UFA		
	Edoga, Chuma (IR-R)*		UFA					
	Guyton, Tyler					OPTION	UFA	
	Hoffman, Brock		ERFA	RFA	UFA			
	Martin, Zack		UFA					
	Richards, Asim				UFA			
	Smith, Tyler			OPTION	UFA			
	Steele, Terence						UFA	
	Thomas, Nate (IR)*					UFA		
	Waletzko, Matt			UFA				

DEFENSE		2024	2025	2026	2027	2028	2029	2030
DL	Golston, Chauncey		UFA					
	Henry, KJ			RFA	UFA			
	Joseph, Linval		UFA					
	Kneeland, Marshawn (IR-R)*					UFA		
	Lawrence, DeMarcus (IR-R)*		UFA					
	Lawson, Carl		UFA					
	Odighizuwa, Osa		UFA					
	Parsons, Micah		OPTION	UFA				
	Smith, Mazi				OPTION	UFA		
	Watkins, Carlos		UFA					
	Wheat, Tyrus		ERFA	RFA	UFA			
	Williams, Sam (IR)*			UFA				
	LB	Clark, Damone			UFA			
Johnson, Buddy				UFA				
Kendricks, Eric			UFA					
Liufau, Marist						UFA		
Overshown, DeMarvion					UFA			
Vigil, Nick			UFA					
DB	Bell, Markquese		RFA	UFA				
	Bland, DaRon			UFA				
	Carson, Caelen					UFA		
	Diggs, Trevon						UFA	
	Goodwin, C.J.		UFA					
	Hooker, Malik				UFA			
	Lewis, Jourdan		UFA					
	Mukuamu, Israel		UFA					
	Oruwariye, Amani (IR)*		UFA					
	Thomas, Juanyeh		RFA	UFA				
	Wilson, Donovan			UFA				

SPECIAL TEAMS		2024	2025	2026	2027	2028	2029	2030
ST	Anger, Bryan		UFA					
	Aubrey, Brandon			RFA	UFA			
	Sieg, Trent		UFA					

- Player is under contract for season
- Player will be an exclusive rights free agent
- Player will be an unrestricted free agent
- Player will be a restricted free agent
- Player has a club option available

\*-Reserve/Injured    #-Reserve/PUP or NFI    &-Reserve/Suspended

# WHEN BUILT AND WHEN THEY GOT TO THE COWBOYS

## 1st Round (10)

[16] Zack Martin (2014)  
 [20] Brandin Cooks (2014-NO)\*  
 [4] Ezekiel Elliott (2016)  
 [15] Malik Hooker (2017-IND)  
 [17] CeeDee Lamb (2020)  
 [3] Trey Lance (2021-SF)  
 [12] Micah Parsons (2021)  
 [24] Tyler Smith (2022)  
 [26] Mazi Smith (2023)  
 [29] Tyler Guyton (2024)

## 2nd Round (9)

[46] Linval Joseph (2010-NYG)  
 [34] DeMarcus Lawrence (2014)\*  
 [45] Eric Kendricks (2015-MIN)  
 [41] Dalvin Cook (2017-MIN)^  
 [51] Trevon Diggs (2020)  
 [56] Sam Williams (2022)\*  
 [39] Jonathan Mingo (2023-CAR)  
 [58] Luke Schoonmaker (2023)  
 [56] Marshawn Kneeland (2024)\*

## 3rd Round (10)

[70] Bryan Anger (2012-JAX)  
 [87] Nick Vigil (2016-CIN)  
 [92] Jourdan Lewis (2017)  
 [92] Chuma Edoga (2019-NYJ)\*  
 [75] Osa Odighizuwa (2021)  
 [84] Chauncey Golston (2021)  
 [88] Jalen Tolbert (2022)  
 [90] DeMarvion Overshown (2023)  
 [73] Cooper Beebe (2024)  
 [87] Marist Liufau (2024)

## 4th Round (6)

[135] Dak Prescott (2016)  
 [116] Carl Lawson (2017-CIN)  
 [142] Carlos Watkins (2017-HOU)  
 [138] Josh Ball (2021)^  
 [140] Buddy Johnson (2021-PIT)  
 [129] Jake Ferguson (2022)

## 5th Round (7)

Amani Oruwariye (2019-DET)\*  
 [155] Matt Waletzko (2022)  
 [167] DaRon Bland (2022)  
 [176] Damone Clark (2022)  
 [137] KJ Henry (2023-WAS)  
 [169] Asim Richards (2023)  
 [174] Caelen Carson (2024)

## 6th Round (6)

[206] Kelvin Harmon (2019-WAS)^  
 [213] Donovan Wilson (2019)  
 [219] Seth Williams (2021-DEN)^  
 [227] Israel Mukuamu (2021)  
 [212] Deuce Vaughn (2023)  
 [216] Ryan Flournoy (2024)

## 7th Round (2)

[244] Jalen Brooks (2023)  
 [233] Nate Thomas (2024)\*

## Undrafted (28)

C.J. Goodwin (2014-PIT)  
 Cooper Rush (2017)  
 Dakoda Shepley (2018)^  
 Trent Sieg (2018)  
 Jalen Dalton (2019)^  
 Kemon Hall (2019)^  
 Darius Harris (2019)^  
 Rico Dowdle (2020)  
 Terence Steele (2020)  
 Markquese Bell (2022)  
 Malik Davis (2022)^  
 Brock Hoffman (2022)  
 Juanyeh Thomas (2022)  
 KaVontae Turpin (2022)  
 Luiji Vilain (2022)^  
 Brandon Aubrey (2023)  
 T.J. Bass (2023)  
 Earl Bostick (2023)\*  
 Josh Butler (2023)^  
 Jalen Cropper (2023)^  
 Princeton Fant (2023)^  
 Hunter Luepke (2023)  
 John Stephens (2023)\*  
 Tyrus Wheat (2023)  
 Denzel Daxon (2024)^  
 Emany Johnson (2024)^  
 Brock Mogensen (2024)^  
 Brevyn Spann-Ford (2024)

Key: \* Reserve/Injured, ^ Practice Squad

## WHEN THEY GOT TO THE COWBOYS

### 2014 (2)

Zack Martin, Round 1  
 DeMarcus Lawrence, Round 2\*

### 2016 (2)

Ezekiel Elliott, Round 1  
 Dak Prescott, Round 4

### 2017 (1)

Jourdan Lewis, Round 3

### 2018 (1)

C.J. Goodwin, Practice Squad (CIN)

### 2019 (1)

Donovan Wilson, Round 6

### 2020 (5)

CeeDee Lamb, Round 1  
 Trevon Diggs, Round 2  
 Rico Dowdle, UDFA  
 Cooper Rush, FA  
 Terence Steele, UDFA

### 2021 (7)

Micah Parsons, Round 1  
 Chauncey Golston, Round 3  
 Osa Odighizuwa, Round 3  
 Josh Ball, Round 4^  
 Israel Mukuamu, Round 6  
 Bryan Anger, FA  
 Malik Hooker, FA

### 2022 (12)

Tyler Smith, Round 1  
 Sam Williams, Round 2\*  
 Jalen Tolbert, Round 3  
 Jake Ferguson, Round 4  
 DaRon Bland, Round 5  
 Damone Clark, Round 5  
 Matt Waletzko, Round 5  
 Markquese Bell, UDFA  
 Malik Davis, UDFA^  
 Brock Hoffman, FA  
 Juanyeh Thomas, UDFA  
 KaVontae Turpin, UDFA

### 2023 (21)

Mazi Smith, Round 1  
 Luke Schoonmaker, Round 2  
 DeMarvion Overshown, Round 3  
 Asim Richards, Round 5  
 Deuce Vaughn, Round 6  
 Jalen Brooks, Round 7  
 Brandon Aubrey, FA  
 T.J. Bass, UDFA  
 Earl Bostick, UDFA\*  
 Josh Butler, FA^  
 Brandin Cooks, Trades (HOU)\*  
 Jalen Cropper, UDFA^  
 Chuma Edoga, UFA (ATL)\*  
 Princeton Fant, UDFA^  
 Buddy Johnson, FA  
 Trey Lance, Trades (SF)  
 Hunter Luepke, UDFA  
 Dakoda Shepley, FA^  
 Trent Sieg, FA  
 John Stephens, UDFA\*  
 Tyrus Wheat, UDFA

### 2024 (26)

Tyler Guyton, Round 1  
 Marshawn Kneeland, Round 2\*  
 Cooper Beebe, Round 3  
 Marist Liufau, Round 3  
 Caelen Carson, Round 5  
 Ryan Flournoy, Round 6  
 Nate Thomas, Round 7\*  
 Dalvin Cook, FA^  
 Jalen Dalton, FA^  
 Denzel Daxon, UDFA^  
 Kemon Hall, Waivers (SF)^  
 Kelvin Harmon, FA^  
 Darius Harris, FA^  
 KJ Henry, Practice Squad (CIN)  
 Emany Johnson, UDFA^  
 Linval Joseph, FA  
 Eric Kendricks, FA  
 Carl Lawson, FA  
 Jonathan Mingo, Trades (CAR)  
 Brock Mogensen, UDFA^  
 Amani Oruwariye, FA\*  
 Brevyn Spann-Ford, UDFA  
 Nick Vigil, FA  
 Luiji Vilain, FA^  
 Carlos Watkins, Practice Squad (WAS)  
 Seth Williams, FA^



## 2024 TRANSACTIONS BY DATE

- Jan. 15.....Signed **Earl Bostick, Josh Butler, Jalen Cropper, Princeton Fant, Buddy Johnson, Durrell Johnson, Racey McMath** and **Sheldrick Redwine** as Reserve/Future.
- Jan. 16.....Signed **Dakoda Shepley** as Reserve/Future.
- Jan. 17.....Signed **Martavis Bryant, Snoop Conner** and **Malik Davis** as Reserve/Future.
- March 6.....Signed **Carl Davis**.
- March 14...Signed **Jourdan Lewis** and **Trent Sieg**.
- March 15...Signed **C.J. Goodwin** and **Eric Kendricks**.
- March 19...Signed **Rico Dowdle**.
- April 11.....Signed **Chuma Edoga**.
- April 16 .....Signed **Royce Freeman**.
- April 29 .....Signed **Damien Wilson**.
- April 30 .....Signed **Tyron Billy-Johnson**.
- May 8.....Released **Martavis Bryant**.
- May 10.....Signed **Cooper Beebee, Caelen Carson, Corey Crooms, Denzel Daxon, Josh DeBerry, Ryan Flourney, Tyler Guyton, Alec Holler, Cam Johnson, Emany Johnson, Jason Johnson, Marist Liufau, Brock Mogensen, Nathaniel Peat, Justin Rogers, Brevyn Spann-Ford, Nate Thomas, Byron Vaughns** and **Julius Wood**.
- June 11 .....Signed **Marshawn Kneeland**.
- June 18.....Signed **Gareon Conley** and **Willie Harvey**.
- July 25 .....Placed **Trevon Diggs** on Active/PUP.
- July 27 .....Signed **Deontay Burnett** and **Kelvin Harmon** and released **Gareon Conley**.
- July 28 .....Acquired **Kemon Hall** off waivers from San Francisco.
- July 30 .....**Trevon Diggs** passed his physical and was removed from Active/PUP.
- Aug. 1 .....Signed **Al-Quadin Muhammad** and **Shaka Toney** and waived/injured **Corey Crooms**.
- Aug. 6 .....Waived **Byron Vaughns**, placed **CeeDee Lamb** on Reserve/Did Not Report, placed **Sam Williams** on Reserve/Injured and signed **Darius Harris, Albert Huggins** and **Nick Vigil**.
- Aug. 9 .....Traded **Nahshon Wright** to Minnesota for **Andrew Booth**.
- Aug. 14 .....Waived/Injured **Shaka Toney** and signed **Cohl Cabral**.
- Aug. 15 .....Released **Carl Davis** and acquired **Jordan Phillips** via trade from the N.Y. Giants.
- Aug. 18 .....Placed **Earl Bostick** on Reserve/Injured and signed **Carl Lawson**.
- Aug. 20 .....Released **Sheldrick Redwine**.
- Aug. 26 .....Waived **Deontay Burnett, Cohl Cabral, Josh DeBerry, Willie Harvey, Alec Holler, Cam Johnson, Jason Johnson, Nathaniel Peat** and **Eric Scott**. Waived/Injured **David Durden, Viliami Fehoko** and **Durrell Johnson**. Released **Tyron Billy-Johnson, Albert Huggins** and **Damien Wilson**. Signed **CeeDee Lamb** to a four-year contract extension.
- Aug. 27 .....Waived **Josh Ball, Josh Butler, Snoop Conner, Jalen Cropper, Malik Davis, Denzel Daxon, Princeton Fant, Kemon Hall, Kelvin Harmon, Emany Johnson, Racey McMath, Brock Mogensen, Justin Rogers, Julius Wood**. Released **Royce Freeman, Darius Harris, Carl Lawson, Dakoda Shepley** and **Nick Vigil**. Placed **DaRon Bland** on Reserve/Injured - Designated for Return and **Nate Thomas** on Reserve/Injured. Signed **Linval Joseph**. Signed **CeeDee Lamb** to a four-year contract extension and placed him on Reserve/Exempt.
- Aug. 28 .....Signed **Josh Ball, Josh Butler, Jalen Cropper, Malik Davis, Denzel Daxon, Princeton Fant, Kemon Hall, Darius Harris, Kelvin Harmon, Emany Johnson, Carl Lawson, Brock Mogensen, Dakoda Shepley** and **Nick Vigil** to the practice squad. Released **Al-Quadin Muhammad**.
- Aug. 29 .....Signed **Dalvin Cook, Amani Oruwariye** and **Phil Hoskins** to the practice squad and placed **Chuma Edoga** on Reserve/Injured.
- Sept. 7 .....Activated **CeeDee Lamb** from Reserve/Exempt.
- Sept. 9 .....Signed **Dak Prescott** to a four-year contract extension.
- Sept. 18 .....Placed **Jordan Phillips** on Reserve/Injured and signed **Carlos Watkins**.
- Oct. 1 .....Placed **DeMarcus Lawrence** on Reserve/Injured and signed **KJ Henry**.
- Oct. 5 .....Placed **Brandin Cooks** on Reserve/Injured and signed **Nick Vigil** to the active roster.
- Oct. 9 .....Placed **Marshawn Kneeland** on Reserve/Injured, signed **Carl Lawson** to the active roster and signed **Luiji Vilain** and **Seth Williams** to the practice squad. Placed **DaRon Bland** on Reserve/Designated to Return.
- Oct. 15.....Released **Phil Hoskins**.
- Oct. 16.....Signed **Jalen Dalton** to practice squad.
- Oct. 27 .....Placed **John Stephens** on Reserve/Injured and signed **Amani Oruwariye** to the active roster.
- Oct. 30.....Placed **Amani Oruwariye** on Reserve/Injured and activated **DaRon Bland** from Reserve/Designated for Return.
- Nov. 5.....Acquired **Jonathan Mingo** in a trade with Carolina and released **Andrew Booth** and **Jordan Phillips**.

## 2024 TRANSACTIONS BY PLAYER

### BEEBEE, Cooper - G/C

5/10..... Signed

### BILLY-JOHNSON, Tyron - WR

4/30..... Signed

8/26..... Released

### BOOTH, Andrew - CB

8/9..... Acquired via trade from Minnesota

11/5..... Released

### BOSTICK, Earl - T

1/15..... Signed as a Reserve/Future

8/18..... Placed on Reserve/Injured

### BRYANT, Martavis - WR

1/17..... Signed as a Reserve/Future

5/8..... Released

### BURNETT, Deontay - WR

7/27..... Signed

8/26..... Waived

### BALL, Josh - T

8/27..... Waived

8/28..... Signed to practice squad

### BLAND, DaRon - CB

8/27..... Placed on Reserve/Injured

10/9..... Placed on Reserve/DTR

10/30..... Activated from Reserve/DTR

### BUTLER, Josh - CB

1/15..... Signed as a Reserve/Future

8/27..... Waived

8/28..... Signed to practice squad

### CABRAL, Cohl - C

8/14..... Signed

8/26..... Waived

### CARSON, Caelen - CB

5/10..... Signed

### CONNER, Snoop - RB

1/17..... Signed as a Reserve/Future

8/27..... Waived

### CONLEY, Gareon - CB

6/18..... Signed

7/27..... Released

### COOK, Dalvin - RB

8/29..... Signed top practice squad

### COOKS, Brandin - WR

10/5..... Placed on Reserve/Injured

### CROOMS, Corey - WR

5/10..... Signed

8/1..... Waived/injured

### CROPPER, Jalen - WR

1/15..... Signed as a Reserve/Future

8/27..... Waived

8/28..... Signed to practice squad

### DALTON, Jalen - DT

10/16..... Signed to practice squad

### DAVIS, Carl - DT

3/6..... Signed

8/15..... Released

### DAVIS, Malik - RB

1/17..... Signed as a Reserve/Future

8/27..... Waived

8/28..... Signed to practice squad

### DAXON, Denzel - DT

5/10..... Signed

8/27..... Waived

8/28..... Signed to practice squad

### DeBERRY, Josh- CB

5/10..... Signed

8/26..... Waived

### DIGGS, Trevon - CB

7/25..... Placed on Active/PUP

7/30..... Passed physical

### DOWDLE, Rico - RB

3/19..... Signed

### DURDEN, David - WR

8/26..... Waived/Injured

### EDOGA, Chuma - T

4/11..... Signed

8/29..... Placed on Reserve/Injured

### FANT, Princeton- TE

1/15..... Signed as a Reserve/Future

8/27..... Waived

8/28..... Signed to practice squad

### FEHOKO, Viliami - DE

8/26..... Waived/Injured

### FLOURNOY, Ryan -WR

5/10..... Signed

### FREEMAN, Royce - RB

4/16..... Signed

8/27..... Released

### GOODWIN, C.J.- CB

3/15..... Signed

### GUYTON, Tyler - T

5/10..... Signed

### HALL, Kemon - CB

7/28..... Acquired off waivers

8/27..... Waived

8/28..... Signed to practice squad

### HARRIS, Darius - LB

8/6..... Signed

8/27..... Released

8/28..... Signed to practice squad

### HARMON, Kelvin - WR

7/27..... Signed

8/27..... Waived

8/28..... Signed to practice squad

### HARVEY, Willie - LB

6/18..... Signed

8/26..... Waived

### HENRY, KJ - DE

10/1..... Signed

### HOLLER, Alec - TE

5/10..... Signed

8/26..... Waived

### HOSKINS, Phil - DT

8/29..... Signed to practice squad

10/15..... Released

### HUGGINS, Albert - DT

8/6..... Signed

8/26..... Released

### JOHNSON, Buddy - LB

11/15..... Signed as a Reserve/Future

### JOHNSON, Cam - WR

5/10..... Signed

8/26..... Waived

### JOHNSON, Durrell - DE

1/15..... Signed as a Reserve/Future

8/26..... Waived/Injured

### JOHNSON, Emany - S

5/10..... Signed

8/27..... Waived

8/28..... Signed to practice squad

### JOHNSON, Jason - LB

5/10..... Signed

8/26..... Waived

### JOSEPH, Linval - NT

8/27..... Signed

### KENDRICKS, Eric- LB

3/15..... Signed

### KNEELAND, Marshawn - DE

6/11..... Signed

10/9..... Placed on Reserve/Injured

### LAMB, CeeDee - WR

8/6..... Placed on Reserve/DNR

8/27..... Placed on Reserve/Exempt

9/7..... Activated

8/26..... Signed a four-year extension

### LAWRENCE, DeMarcus - DE

10/1..... Placed on Reserve/Injured

### LAWSON, Carl - DE

8/18..... Signed

8/27..... Released

8/28..... Signed to practice squad

10/9..... Signed to active roster

### LEWIS, Jourdan - CB

3/14..... Signed

### LIUFAU, Marist - LB

5/10..... Signed

### McMATH, Racey - WR

1/15..... Signed as a Reserve/Future

8/27..... Waived

### MINGO, Jonathan - WR

11/5..... Acquired via trade with Carolina

### MOGENSEN, Brock - LB

5/10..... Signed

8/27..... Waived

8/28..... Signed to practice squad

### MUHAMMAD, Al-Quadin - DE

8/1..... Signed

8/28..... Released

### ORUWARIYE, Amani - CB

8/29..... Signed to practice squad

10/27..... Signed to active roster

10/30..... Placed on Reserve/Injured

### PEAT, Nathaniel - RB

5/10..... Signed

8/26..... Waived

### PHILLIPS, Jordan - DT

8/15..... Acquired via trade from the N.Y. Giants

9/18..... Placed on Reserve/Injured

10/23..... Placed on Reserve/DTR

11/5..... Released

### PRESCOTT, Dak - QB

9/9..... Signed a four-year extension

### REDWINE, Sheldrick - S

1/15..... Signed as a Reserve/Future

8/20..... Released

### ROGERS, Justin - DT

5/10..... Signed

8/27..... Waived

### SCOTT, Eric - CB

8/26..... Waived

### SHEPLEY, Dakota - G

1/16..... Signed as a Reserve/Future

8/27..... Released

8/28..... Signed to practice squad

### SIEG, Trent - LS

3/14..... Signed

### SPANN-FORD, Brevyn - TE

5/10..... Signed

### STEPHENS, John - TE

10/27..... Placed on Reserve/Injured

### THOMAS, Nate - T

5/10..... Signed

8/27..... Placed on Reserve/Injured

### TONEY, Shaka - DE

8/1..... Signed

8/14..... Waived/Injured

### VAUGHNS, Byron - LB

5/10..... Signed

8/6..... Waived

### VIGIL, Nick - LB

8/6..... Signed

8/27..... Released

8/28..... Signed to practice squad

10/5..... Signed to active roster

### VILAIN, Luiji - DE

10/9..... Signed to practice squad

### WATKINS, Carlos - DT

9/18..... Signed

### WILLIAMS, Sam - DE

8/6..... Placed on Reserve/Injured

### WILLIAMS, Seth - WR

10/9..... Signed to practice squad

### WILSON, Damien - LB

4/29..... Signed

8/26..... Released

### WOOD, Julius - S

5/10..... Signed

8/27..... Waived

### WRIGHT, Nahshon - CB

8/9..... Traded to Minnesota



# **TEAM AND INDIVIDUAL STATS**



# 2024 DALLAS COWBOYS STATISTICS

## WON 3, LOST 5

9/8	W	33-17	at Cleveland	67,431
9/15	L	19-44	New Orleans	93,691
9/22	L	25-28	Baltimore	93,566
9/26	W	20-15	at N.Y. Giants	80,425
10/6	W	20-17	at Pittsburgh	67,380
10/13	L	9-47	Detroit	93,644
10/27	L	24-30	at San Francisco	71,521
11/3	L	21-27	at Atlanta	72,665

## 2024 TEAM STATISTICS

	DAL	OPP.
<b>FIRST DOWNS</b>	<b>157</b>	<b>159</b>
Rushing	42	73
Passing	98	78
Penalty	17	8
Third Down-Made/Att	39/103	35/99
Third Down Efficiency	37.9%	35.4%
Fourth Down-Made/Att	6/17	11/16
Fourth Down Efficiency	35.3%	68.8%
<b>TOTAL NET YARDS</b>	<b>2,689</b>	<b>2,918</b>
Avg. Per Game	336.1	364.8
Total Plays	520	494
Avg. Per Play	5.2	5.9
<b>NET YARDS RUSHING</b>	<b>656</b>	<b>1,182</b>
Avg. Per Game	82.0	147.8
Total Rushes	173	255
Avg. Per Rush	3.8	4.6
<b>NET YARDS PASSING</b>	<b>2,033</b>	<b>1,736</b>
Avg. Per Game	254.1	217.0
Sacked/Yards Lost	21/112	18/105
Gross Yards	2,145	1,841
Attempts/Completions	326/207	221/148
Pct. of Completion	63.5%	67.0%
Had Intercepted	9	4
<b>PUNTS/AVERAGE</b>	<b>24/49.7</b>	<b>27/46.7</b>
Net Punting Average	42.3	40.5
<b>PUNT RETURN/AVG.</b>	<b>9/16.2</b>	<b>12/13.0</b>
<b>KICKOFF RETURN/AVG.</b>	<b>19/30.9</b>	<b>21/25.0</b>
<b>INTERCEPTION RETURN/AVG.</b>	<b>4/2.3</b>	<b>9/12.4</b>
<b>PENALTIES/YARDS</b>	<b>62/446</b>	<b>62/456</b>
<b>FUMBLES/BALL LOST</b>	<b>12/4</b>	<b>9/2</b>
<b>TOUCHDOWNS</b>	<b>16</b>	<b>26</b>
Rushing	3	13
Passing	12	13
Returns	1	0
<b>EXTRA POINTS/ATTEMPTS</b>	<b>13/13</b>	<b>24/25</b>
<b>TWO POINT CONVERSION/ATT.</b>	<b>1/3</b>	<b>0/1</b>
<b>FIELD GOALS/ATTEMPTS</b>	<b>20/22</b>	<b>15/16</b>
<b>AVG. TIME OF POSSESSION</b>	<b>27:56</b>	<b>32:04</b>

## SCORE BY PERIODS

	Q1	Q2	Q3	Q4	OT	PTS
<b>TEAM</b>	29	59	22	61	0	171
<b>OPPONENTS</b>	54	64	68	39	0	225

## SCORING

	TD	RU	PA	RT	PAT	FG	2PT	S	PTS
B. Aubrey	0	0	0	0	13/13	20/22	0	0	73
C. Lamb	4	0	4	0	0/0	0/0	1	0	26
R. Dowdle	3	0	3	0	0/0	0/0	0	0	18
J. Tolbert	3	0	3	0	0/0	0/0	0	0	18
E. Elliott	2	2	0	0	0/0	0/0	0	0	12
K. Turpin	2	0	1	1	0/0	0/0	0	0	12
B. Cooks	1	0	1	0	0/0	0/0	0	0	6
D. Prescott	1	1	0	0	0/0	0/0	0	0	6
<b>TEAM</b>	<b>16</b>	<b>3</b>	<b>12</b>	<b>1</b>	<b>13/13</b>	<b>20/22</b>	<b>1</b>	<b>0</b>	<b>171</b>
<b>OPPONENTS</b>	<b>26</b>	<b>13</b>	<b>13</b>	<b>0</b>	<b>24/25</b>	<b>15/16</b>	<b>0</b>	<b>0</b>	<b>225</b>

2-Pt Conv: C. Lamb 1, TM 1-3, OPP 0-1

SACKS: D. Lawrence 3.0, C. Lawson 2.5, D. Overshown 2.0, E. Kendricks 2.0, C. Golston 2.0, D. Wilson 1.0, M. Parsons 1.0, K. Henry 1.0, L. Joseph 1.0, T. Wheat 0.5, O. Odighizuwa 0.5, D. Clark 0.5, TM 17.0, OPP 20.0

FUM/LOST: D. Prescott 4/1, K. Turpin 2/1, J. Ferguson 2/0, R. Flournoy 1/1, C. Lamb 1/1, C. Rush 1/0, R. Dowdle 1/0, TM 12/4, OPP 9/2

PASSING	ATT	CMP	YDS	CMP%	YDS/ATT	TD	TD%	INT	INT%	LONG	SACK/LOST	RATING
D. Prescott	286	185	1,978	64.7	6.9	11	3.8	8	2.8	65t	21/112	86.0
C. Rush	39	22	167	56.4	4.3	1	2.6	1	2.6	22	0/0	64.8
B. Anger	1	0	0	0.0	0.0	0	0.0	0	0.0	0	0/0	39.6
<b>TEAM</b>	<b>326</b>	<b>207</b>	<b>2,145</b>	<b>63.5</b>	<b>6.6</b>	<b>12</b>	<b>3.7</b>	<b>9</b>	<b>2.8</b>	<b>65t</b>	<b>21.0/112</b>	<b>83.2</b>
<b>OPPONENTS</b>	<b>221</b>	<b>148</b>	<b>1,841</b>	<b>67.0</b>	<b>8.3</b>	<b>13</b>	<b>5.9</b>	<b>4</b>	<b>1.8</b>	<b>70t</b>	<b>18.0/105</b>	<b>104.7</b>

RUSHING	NO.	YDS	AVG	LONG	TD
R. Dowdle	71	321	4.5	15	0
E. Elliott	48	149	3.1	11	2
D. Prescott	13	54	4.2	22	1
C. Lamb	10	52	5.2	18	0
D. Cook	8	20	2.5	4	0
D. Vaughn	7	20	2.9	4	0
H. Luepke	6	19	3.2	6	0
K. Turpin	5	14	2.8	11	0
C. Rush	3	5	1.7	4	0
B. Cooks	2	2	1.0	5	0
<b>TEAM</b>	<b>173</b>	<b>656</b>	<b>3.8</b>	<b>22</b>	<b>3</b>
<b>OPPONENTS</b>	<b>255</b>	<b>1,182</b>	<b>4.6</b>	<b>39</b>	<b>13</b>

RECEIVING	NO.	YDS	AVG	LONG	TD
C. Lamb	53	660	12.5	65t	4
J. Ferguson	38	334	8.8	27	0
J. Tolbert	30	353	11.8	48	3
K. Turpin	17	181	10.6	34	1
R. Dowdle	21	163	7.8	22t	3
J. Brooks	7	103	14.7	24	0
B. Cooks	9	91	10.1	21t	1
H. Luepke	9	95	10.6	24	0
L. Schoonmaker	8	56	7.0	15	0
E. Elliott	7	40	5.7	15	0
B. Spann-Ford	2	20	10.0	13	0
R. Flournoy	2	25	12.5	13	0
D. Vaughn	2	14	7.0	8	0
D. Cook	1	10	10.0	10	0
T. Smith	1	0	0.0	0	0
C. Goodwin	0	0	0.0	0	0
<b>TEAM</b>	<b>207</b>	<b>2,145</b>	<b>10.4</b>	<b>65t</b>	<b>12</b>
<b>OPPONENTS</b>	<b>148</b>	<b>1,843</b>	<b>12.5</b>	<b>70t</b>	<b>13</b>

INTERCEPTIONS	NO.	YDS	AVG	LONG	TD
E. Kendricks	1	8	8.0	8	0
T. Diggs	1	1	1.0	1	0
A. Oruwariye	1	0	0.0	0	0
D. Wilson	1	0	0.0	0	0
<b>TEAM</b>	<b>4</b>	<b>9</b>	<b>2.3</b>	<b>8</b>	<b>0</b>
<b>OPPONENTS</b>	<b>9</b>	<b>112</b>	<b>12.4</b>	<b>47</b>	<b>0</b>

PUNTING	NO.	YDS	AVG	NET	TB	IN	LG	B
B. Anger	24	1,192	49.7	42.3	1	9	62	0
<b>TEAM</b>	<b>24</b>	<b>1,192</b>	<b>49.7</b>	<b>42.3</b>	<b>1</b>	<b>9</b>	<b>62</b>	<b>0</b>
<b>OPPONENTS</b>	<b>27</b>	<b>1,260</b>	<b>46.7</b>	<b>40.5</b>	<b>1</b>	<b>10</b>	<b>62</b>	<b>0</b>

PUNT RETURNS	RET	FC	YDS	AVG	LONG	TD
K. Turpin	9	7	146	16.2	60t	1
<b>TEAM</b>	<b>9</b>	<b>7</b>	<b>146</b>	<b>16.2</b>	<b>60t</b>	<b>1</b>
<b>OPPONENTS</b>	<b>12</b>	<b>8</b>	<b>156</b>	<b>13.0</b>	<b>28</b>	<b>0</b>

KICKOFF RETURNS	NO.	YDS	AVG	LONG	TD
K. Turpin	13	444	34.2	79	0
J. Thomas	6	144	24.0	33	0
<b>TEAM</b>	<b>19</b>	<b>588</b>	<b>30.9</b>	<b>79</b>	<b>0</b>
<b>OPPONENTS</b>	<b>21</b>	<b>524</b>	<b>25.0</b>	<b>34</b>	<b>0</b>

FIELD GOALS	1-19	20-29	30-39	40-49	50+
B. Aubrey	0/0	1/1	4/5	6/6	9/10
<b>TEAM</b>	<b>0/0</b>	<b>1/1</b>	<b>4/5</b>	<b>6/6</b>	<b>9/10</b>
<b>OPPONENTS</b>	<b>0/0</b>	<b>2/2</b>	<b>3/3</b>	<b>7/8</b>	<b>3/3</b>

B. Aubrey: (57, 40, 50, 46) (52, 38, 48, 40) (65, 51) (60, 40, 51WR) (55, 33, 38B) (34, 47, 50) (29) (34, 57)

OPP: (51) (26) (46WL) (52, 41, 38, 22, 42) (41) (40, 48, 33, 33) (50, 44, 41) ()

# 2024 DALLAS COWBOYS DEFENSIVE STATISTICS

RNK	PLAYER	TKL	AST	TOTAL	SACKS/YDS	TFL/YDS	QBPR	FR	FF	INT/YDS	PD
1.	Kendricks, Eric	34	37	71	2.0/-8	1/-2	4		2	1/8	2
2.	Overshown, DeMarvion	36	22	58	2.0/-10	4/-15	6		1		2
3.	Wilson, Donovan	19	30	49	1.0/-9	2/-2	2	1		1/0	2
4.	Hooker, Malik	23	14	37							2
5.	Lewis, Jourdan	20	14	34		1/-1		1			3
6.	Diggs, Trevon	25	7	32						1/1	6
7.	Golston, Chauncey	10	18	28	2.0/-5	1/-4	9				
8.	Clark, Damone	13	11	24	0.5/-4	1/-3					1
9.	Odighizuwa, Osa	12	11	23	0.5/-1	1/-2	15				1
10.	Carson, Caelen	20	2	22							2
11.	Oruwariye, Amani	16	4	20		1/-1				1/0	3
12.	Smith, Mazi	11	7	18		1/-3	1				
13.	Parsons, Micah	10	8	18	1.0/-5	1/-4	21				1
14.	Liufau, Marist	9	6	15		1/-3	2				2
15.	Lawrence, DeMarcus	4	9	13	3.0/-20	1/-2	8		1		
16.	Joseph, Linval	5	7	12	1.0/-14		2		1		
	Wheat, Tyrus	5	7	12	0.5/0	1/-1	6				
18.	Kneeland, Marshawn	6	5	11		1/-5	6				1
19.	Booth, Andrew	5	1	6							
20.	Lawson, Carl	3	3	6	2.5/-13		9		1		
21.	Watkins, Carlos	0	5	5			1				
22.	Bell, Markquese	3	0	3							
23.	Vigil, Nick	1	2	3							
24.	Henry, KJ	0	2	2	1.0/-9						
25.	Thomas, Juanyeh	1	0	1					1		
26.	Mukuamu, Israel	0	1	1			1				
	Phillips, Jordan	0	1	1			2				

Ast=Assist, TFL=Tackle for a Loss, QBPR=Pressures, Int=Interception, FR=Fumble Recovery, FF=Forced Fumble, PD=Pass Defense

2024 COWBOYS SPECIAL TEAMS							
RNK	PLAYER	S	A	TOT	FF	FR	BL
1.	Luepke, Hunter	2	6	8			
2.	Thomas, Juanyeh	5	1	6	1		
3.	Johnson, Buddy	2	3	5			
4.	Overshown, DeMarvion	2	2	4			
	Vigil, Nick	2	2	4			
6.	Brooks, Jalen	2	1	3			
	Goodwin, C.J.	2	1	3			
	Sieg, Trent	2	1	3			
9.	Bell, Markquese	2	0	2			
	Clark, Damone	2	0	2			
	Mukuamu, Israel	2	0	2			
12.	Liufau, Marist	1	1	2			
13.	Flournoy, Ryan	1	0	1			
	Kneeland, Marshawn	1	0	1			
15.	Wheat, Tyrus	0	1	1			
16.	Golston, Chauncey	0	0	0			1

DEFENSIVE STATS BY RANK							
PRESSURES		SACKS		TACKLES FOR LOSS		INTERCEPTIONS	
PLAYER	NO	PLAYER	NO	PLAYER	NO	PLAYER	NO
1. M. Parsons	21	1. D. Lawrence	3.0	1. D. Overshown	4	1. T. Diggs	1
2. O. Odighizuwa	15	2. C. Lawson	2.5	2. D. Wilson	2	E. Kendricks	1
3. C. Golston	9	3. C. Golston	2.0	3. D. Clark	1	A. Oruwariye	1
C. Lawson	9	E. Kendricks	2.0	C. Golston	1	D. Wilson	1
5. D. Lawrence	8	D. Overshown	2.0	E. Kendricks	1		

FORCED FUMBLES		FUMBLE RECOVERIES		PASSES DEFENSED	
PLAYER	NO	PLAYER	NO	PLAYER	NO
1. E. Kendricks	2	1. J. Lewis	1	1. T. Diggs	6
2. L. Joseph	1	D. Wilson	1	2. J. Lewis	3
D. Lawrence	1			A. Oruwariye	3
C. Lawson	1			4. C. Carson	2
D. Overshown	1			M. Hooker	2

# 2024 TEAM STATS

## COWBOYS

	FIRST DOWNS				TOTAL OFF.			RUSHING			PASSING				INT BY DAL			PUNTS				PUNT RETURNS				KO RETURNS			PEN.		FUM.		SCORING						T.O.P.
	T	R	Pa	Pe	YDS	PLYS	AVG	YDS	ATT	AVG	YDS	SKYD	ATT	COM	I	NO	YDS	TD	NO-AVG	NO	YDS	FC	TD	NO	YDS	TD	NO-YDS	NO/LT	TD	TDr	Tdp	TDrT	PAT	2-PT	FG				
9/8 @ Cleveland	15	7	8	0	265	60	4.4	102	25	4.1	163	3 / 16	32	19	0	2	9	0	6 - 49.0	5	96	0	1	1	34	0	11 - 85	1/0	3	1	1	1	3/3	0/0	4/4	29:06			
9/15 NEW ORLEANS	20	5	13	2	353	66	5.3	68	21	3.2	285	3 / 14	42	28	2	1	0	0	1 - 53.0	0	0	0	0	5	121	0	4 - 26	1/0	1	0	1	0	1/1	0/0	4/4	29:29			
9/22 BALTIMORE	26	2	18	6	412	70	5.9	51	16	3.2	361	3 / 18	51	28	0	0	0	0	4 - 52.3	0	0	2	0	2	58	0	6 - 44	2/1	3	1	2	0	1/1	0/2	2/2	25:15			
9/26 @ N.Y. Giants	14	5	9	0	293	51	5.7	80	23	3.5	213	1 / 8	27	22	0	1	0	0	3 - 55.0	0	0	1	0	0	0	0	11 - 89	1/0	2	0	2	0	2/2	0/0	2/3	24:23			
10/6 @ Pittsburgh	25	9	14	2	445	75	5.9	109	31	3.5	336	2 / 16	42	29	2	0	0	0	1 - 45.0	0	0	2	0	1	38	0	11 - 87	2/1	2	0	2	0	2/2	0/0	2/3	32:29			
10/13 DETROIT	16	2	10	4	251	65	3.9	53	17	3.1	198	4 / 26	44	25	3	0	0	0	2 - 46.5	0	0	0	0	4	194	0	4 - 30	2/2	0	0	0	0	0/0	0/0	3/3	25:17			
10/27 @ San Francisco	18	3	13	2	292	59	4.9	56	19	2.9	236	2 / 7	38	25	2	0	0	0	4 - 48.5	1	13	1	0	5	115	0	6 - 30	2/0	3	1	2	0	3/3	0/0	1/1	26:48			
11/3 @ Atlanta	23	9	13	1	378	74	5.1	137	21	6.5	241	3 / 7	50	31	0	0	0	0	3 - 46.3	3	37	1	0	1	28	0	9 - 55	1/0	2	0	2	0	1/1	1/1	2/2	30:40			
11/10 PHILADELPHIA																																							
11/18 HOUSTON																																							
11/24 @ Washington																																							
11/28 N.Y. GIANTS																																							
12/9 CINCINNATI																																							
12/15 @ Carolina																																							
12/22 TAMPA BAY																																							
12/29 @ Philadelphia																																							
TBD WASHINGTON																																							
<b>2024 Totals</b>	<b>157</b>	<b>42</b>	<b>98</b>	<b>17</b>	<b>2689</b>	<b>520</b>	<b>5.2</b>	<b>656</b>	<b>173</b>	<b>3.8</b>	<b>2033</b>	<b>21 / 112</b>	<b>326</b>	<b>207</b>	<b>9</b>	<b>4</b>	<b>9</b>	<b>0</b>	<b>24 - 49.7</b>	<b>9</b>	<b>146</b>	<b>7</b>	<b>1</b>	<b>19</b>	<b>588</b>	<b>0</b>	<b>62 - 446</b>	<b>12/4</b>	<b>16</b>	<b>3</b>	<b>12</b>	<b>1</b>	<b>13/13</b>	<b>1/3</b>	<b>20/22</b>	<b>27:56</b>			

3rd DOWN EFFICIENCY	9/8 at Cleveland	4/14	28.6%
	9/15 NEW ORLEANS	6/13	46.2%
	9/22 BALTIMORE	7/13	53.8%
	9/26 @ N.Y. Giants	3/10	30.0%
	10/6 @ Pittsburgh	9/15	60.0%

	10/13 DETROIT	3/13	23.1%
	10/27 @ San Francisco	4/12	33.3%
	11/3 @ Atlanta	3/13	23.1%
	11/10 PHILADELPHIA		

	11/18 HOUSTON		
	11/24 @ Washington		
	11/28 N.Y. GIANTS		
	12/9 CINCINNATI		

	12/15 @ Carolina		
	12/22 TAMPA BAY		
	12/29 @ Philadelphia		
	TBD WASHINGTON		

<b>SEASON TOTAL</b>	<b>39 / 103</b>	<b>37.9%</b>
---------------------	-----------------	--------------

## OPPONENTS

	FIRST DOWNS				TOTAL OFF.			RUSHING			PASSING				INT BY OPP			PUNTS				PUNT RETURNS				KO RETURNS			PEN.		FUM.		SCORING						T.O.P.
	T	R	Pa	Pe	YDS	PLYS	AVG	YDS	ATT	AVG	YDS	SKYD	ATT	COM	I	NO	YDS	TD	NO-AVG	NO	YDS	FC	TD	NO	YDS	TD	NO-YDS	NO/LT	TD	TDr	Tdp	TDrT	PAT	2-PT	FG				
9/8 @ Cleveland	15	5	8	2	230	70	3.3	93	19	4.9	137	6 / 32	45	24	2	0	0	0	7 - 51.0	5	72	0	0	4	97	0	11 - 64	1/0	2	1	1	0	2/2	0/0	1/1	30:54			
9/15 NEW ORLEANS	24	15	8	1	432	56	7.7	190	39	4.9	242	1 / 1	16	11	1	2	47	0	1 - 49	0	0	1	0	0	0	0	5 - 40	0/0	6	4	2	0	5/6	0/0	1/1	30:31			
9/22 BALTIMORE	24	16	8	0	456	60	7.6	274	45	6.1	182	0 / 0	15	12	0	0	0	0	4 - 42.8	2	29	2	0	2	51	0	13 - 105	0/0	4	3	1	0	4/4	0/0	0/1	34:45			
9/26 @ N.Y. Giants	16	4	12	0	303	65	4.7	26	24	1.1	277	1 / 4	40	29	1	0	0	0	1 - 44.0	1	22	1	0	4	87	0	4 - 35	1/0	0	0	0	0	0/0	0/0	5/5	35:37			
10/6 @ Pittsburgh	17	6	7	4	226	57	4.0	92	26	3.5	134	3 / 16	28	16	0	2	18	0	5 - 44.4	0	0	1	0	4	101	0	8 - 50	2/1	2	0	2	0	2/2	0/0	1/1	27:31			
10/13 DETROIT	27	12	14	1	492	66	7.5	184	36	5.1	308	3 / 26	27	19	0	3	47	0	0 - 0.0	1	6	0	0	3	47	0	8 - 63	1/0	5	2	3	0	5/5	0/0	4/4	34:43			
10/27 @ San Francisco	19	10	9	0	469	64	7.3	223	36	6.2	246	2 / 14	26	18	0	2	0	0	4 - 43.0	2	22	2	0	2	59	0	9 - 73	1/0	3	2	1	0	3/3	0/0	3/3	33:12			
11/3 @ Atlanta	17	5	12	0	310	56	5.5	100	30	3.3	210	2 / 12	24	19	0	0	0	0	5 - 49.0	1	5	1	0	4	95	0	4 - 26	3/1	4	1	3	0	3/4	0/0	0/0	29:20			
11/10 PHILADELPHIA																																							
11/18 HOUSTON																																							
11/24 @ Washington																																							
11/28 N.Y. GIANTS																																							
12/9 CINCINNATI																																							
12/15 @ Carolina																																							
12/22 TAMPA BAY																																							
12/29 @ Philadelphia																																							
TBD WASHINGTON																																							
<b>2024 Totals</b>	<b>159</b>	<b>73</b>	<b>78</b>	<b>8</b>	<b>2918</b>	<b>494</b>	<b>5.9</b>	<b>1182</b>	<b>255</b>	<b>4.6</b>	<b>1736</b>	<b>18 / 105</b>	<b>221</b>	<b>148</b>	<b>4</b>	<b>9</b>	<b>112</b>	<b>0</b>	<b>27 - 46.7</b>	<b>12</b>	<b>156</b>	<b>8</b>	<b>0</b>	<b>23</b>	<b>537</b>	<b>0</b>	<b>62 - 456</b>	<b>9/2</b>	<b>26</b>	<b>13</b>	<b>13</b>	<b>0</b>	<b>24/26</b>	<b>0/0</b>	<b>15/18</b>	<b>32:04</b>			

3rd DOWN EFFICIENCY	9/8 at Cleveland	4/14	28.6%
	9/15 NEW ORLEANS	5/8	62.5%
	9/22 BALTIMORE	4/9	44.4%
	9/26 @ N.Y. Giants	5/16	31.3%
	10/6 @ Pittsburgh	3/12	25.0%

	10/13 DETROIT	4/10	40.0%
	10/27 @ San Francisco	8/16	50.0%
	11/3 @ Atlanta	4/13	30.8%
	11/10 PHILADELPHIA		

	11/18 HOUSTON		
	11/24 @ Washington		
	11/28 N.Y. GIANTS		
	12/9 CINCINNATI		

	12/15 @ Carolina		
	12/22 TAMPA BAY		
	12/29 @ Philadelphia		
	TBD WASHINGTON		

<b>SEASON TOTAL</b>	<b>35 / 99</b>	<b>35.4%</b>
---------------------	----------------	--------------

## TEAM GAME-BY-GAME SCORING

			COWBOYS							OPPONENTS					POINT	OVERALL
DATE	OPPONENT	W/L/T	1ST	2ND	3RD	4TH	OT	TOTAL	1ST	2ND	3RD	4TH	OT	TOTAL	DIFF	RECORD
9/8	at Cleveland	W	7	13	10	3	--	33	3	0	7	7	--	17	+16	1-0
9/15	New Orleans	L	3	13	3	0	--	19	14	21	6	3	--	44	-25	1-1
9/22	Baltimore	L	3	3	0	19	--	25	14	7	7	0	--	28	-3	1-2
9/26	at N.Y. Giants	W	7	7	3	3	--	20	3	6	3	3	--	15	+5	2-2
10/6	at Pittsburgh	W	3	3	0	14	--	20	3	0	7	7	--	17	+3	3-2
10/13	Detroit	L	3	3	3	0	--	9	7	20	10	10	--	47	-38	3-3
10/27	at San Francisco	L	0	10	0	14	--	24	3	3	21	3	--	30	-6	3-4
11/3	at Atlanta	L	3	7	3	8	--	21	7	7	7	6	--	27	-6	3-5
11/10	Philadelphia															
11/18	Houston															
11/24	at Washington															
11/28	N.Y. Giants															
12/9	Cincinnati															
12/15	at Carolina															
12/22	Tampa Bay															
12/29	at Philadelphia															
1/5	Washington															
<b>2024 TOTALS</b>		<b>3-5</b>	<b>29</b>	<b>59</b>	<b>22</b>	<b>61</b>	<b>--</b>	<b>171</b>	<b>54</b>	<b>64</b>	<b>68</b>	<b>39</b>	<b>--</b>	<b>225</b>	<b>-54</b>	<b>3-5</b>
<b>AVG/GAME</b>			<b>3.6</b>	<b>7.4</b>	<b>2.8</b>	<b>7.6</b>	<b>--</b>	<b>21.4</b>	<b>6.8</b>	<b>8.0</b>	<b>8.5</b>	<b>4.9</b>	<b>--</b>	<b>28.1</b>	<b>-6.8</b>	





# GAME-BY-GAME PLAYER PARTICIPATION

PLAYERS	AT CLE	NO	BAL	AT NYG	AT PIT	DET	AT SF	AT ATL													
	9/8	9/15	9/22	9/26	10/6	10/13	10/27	11/3	11/10	11/18	11/24	11/28	12/9	12/15	12/22	12/29	1/5	GP	GS	DNP	I
Bryan Anger	P	P	P	P	P	P	P	P	-	-	-	-	-	-	-	-	-	8	0	0	0
Brandon Aubrey	P	P	P	P	P	P	P	P	-	-	-	-	-	-	-	-	-	8	0	0	0
Josh Ball	PS	PS	PS	PS	PS	PS	PS	PS	-	-	-	-	-	-	-	-	-	0	0	0	0
T.J. Bass	P	P	P	P	P	LG	P	P	-	-	-	-	-	-	-	-	-	8	1	0	0
Cooper Beebe	C	C	C	C	C	C	C	C	-	-	-	-	-	-	-	-	-	8	8	0	0
Markqese Bell	P	P	P	I	P	P	P	P	-	-	-	-	-	-	-	-	-	7	0	0	1
DaRon Bland	IR	IR	IR	IR	IR	DFR	DFR	I	-	-	-	-	-	-	-	-	-	0	0	0	1
Andrew Booth	D	D	D	CB	P	P	D	D	-	-	-	-	-	-	-	-	-	3	1	0	5
Earl Bostick	IR	IR	IR	IR	IR	IR	IR	IR	-	-	-	-	-	-	-	-	-	0	0	0	0
Jalen Brooks	P	P	P	P	P	P	P	WR	-	-	-	-	-	-	-	-	-	8	1	0	0
Josh Butler	PS	PS	PS	PS	PS	PS	PS	P	-	-	-	-	-	-	-	-	-	1	0	0	0
Caelen Carson	CB	CB	CB	I	I	I	I	CB	-	-	-	-	-	-	-	-	-	4	4	0	4
Damone Clark	P	LB	P	P	P	LB	P	P	-	-	-	-	-	-	-	-	-	8	2	0	0
Dalvin Cook	PS	PS	PS	PS	PS	PS	PS	P	-	-	-	-	-	-	-	-	-	2	0	0	0
Brandin Cooks	WR	WR	WR	WR	WR	IR	IR	IR	-	-	-	-	-	-	-	-	-	4	4	0	0
Jalen Cropper	PS	PS	PS	PS	PS	PS	PS	PS	-	-	-	-	-	-	-	-	-	0	0	0	0
Jalen Dalton	^	^	^	^	^	^	^	PS	-	-	-	-	-	-	-	-	-	0	0	0	0
Malik Davis	PS	PS	PS	PS	PS	PS	PS	PS	-	-	-	-	-	-	-	-	-	0	0	0	0
Denzel Daxon	PS	PS	PS	PS	PS	PS	PS	PS	-	-	-	-	-	-	-	-	-	0	0	0	0
Trevon Diggs	CB	CB	CB	CB	CB	CB	CB	CB	-	-	-	-	-	-	-	-	-	8	8	0	0
Rico Dowdle	P	RB	RB	RB	RB	RB	I	RB	-	-	-	-	-	-	-	-	-	7	6	0	1
Chuma Edoga	IR	IR	IR	IR	IR	IR	IR	IR	-	-	-	-	-	-	-	-	-	0	0	0	0
Ezekiel Elliott	RB	P	P	P	P	P	P	RB	-	-	-	-	-	-	-	-	-	7	2	0	1
Princeton Fant	PS	P	PS	PS	PS	PS	PS	PS	-	-	-	-	-	-	-	-	-	1	0	0	0
Jake Ferguson	TE	I	TE	TE	TE	TE	TE	TE	-	-	-	-	-	-	-	-	-	7	7	0	1
Ryan Flournoy	D	D	D	D	P	P	P	P	-	-	-	-	-	-	-	-	-	4	0	0	4
Chauncey Golston	P	P	P	P	DE	DE	DE	DE	-	-	-	-	-	-	-	-	-	8	4	0	0
C.J. Goodwin	P	P	P	P	P	P	P	P	-	-	-	-	-	-	-	-	-	8	0	0	0
Tyler Guyton	LT	LT	LT	LT	LT	DNP	LT	LT	-	-	-	-	-	-	-	-	-	7	7	1	0
Kemon Hall	PS	PS	PS	PS	PS	PS	PS	PS	-	-	-	-	-	-	-	-	-	0	0	0	0
Kelvin Harmon	PS	PS	PS	PS	PS	PS	PS	PS	-	-	-	-	-	-	-	-	-	0	0	0	0
Darius Harris	PS	PS	PS	PS	PS	P	PS	PS	-	-	-	-	-	-	-	-	-	1	0	0	0
KJ Henry	^	^	^	^	D	P	P	D	-	-	-	-	-	-	-	-	-	2	0	0	2
Brock Hoffman	P	P	P	P	P	P	P	P	-	-	-	-	-	-	-	-	-	8	0	0	0
Malik Hooker	S	S	S	S	S	S	S	S	-	-	-	-	-	-	-	-	-	8	8	0	0
Phil Hoskins	PS	PS	PS	PS	PS	PS	^	^	-	-	-	-	-	-	-	-	-	0	0	0	0
Buddy Johnson	D	D	D	P	P	P	P	P	-	-	-	-	-	-	-	-	-	5	0	0	3
Durrell Johnson	IR	IR	IR	IR	IR	IR	^	^	-	-	-	-	-	-	-	-	-	0	0	0	0
Emany Johnson	PS	PS	PS	PS	PS	PS	PS	PS	-	-	-	-	-	-	-	-	-	0	0	0	0
Linval Joseph	P	P	P	P	P	P	P	P	-	-	-	-	-	-	-	-	-	8	0	0	0
Eric Kendricks	LB	LB	LB	LB	LB	I	LB	LB	-	-	-	-	-	-	-	-	-	7	7	0	1
Marshawn Kneeland	P	P	P	P	DE	IR	IR	IR	-	-	-	-	-	-	-	-	-	5	1	0	0
CeedDee Lamb	WR	WR	WR	WR	WR	WR	WR	WR	-	-	-	-	-	-	-	-	-	8	8	0	0
Trey Lance	I-QB3	I-QB3	I-QB3	I-QB3	I-QB3	I-QB3	I-QB3	I-QB3	-	-	-	-	-	-	-	-	-	0	0	0	8
DeMarcus Lawrence	DE	DE	DE	DE	IR	IR	IR	IR	-	-	-	-	-	-	-	-	-	4	4	0	0
Carl Lawson	PS	PS	P	P	P	DE	DE	DE	-	-	-	-	-	-	-	-	-	6	3	0	0
Jourdan Lewis	NCB	P	NCB	P	NCB	P	CB	NCB	-	-	-	-	-	-	-	-	-	8	5	0	0
Marist Liufau	P	LB	P	LB	P	LB	LB	P	-	-	-	-	-	-	-	-	-	8	4	0	0
Hunter Luepke	P	P	P	P	RB	P	FB	P	-	-	-	-	-	-	-	-	-	8	2	0	0
Zack Martin	RG	RG	RG	RG	RG	RG	RG	RG	-	-	-	-	-	-	-	-	-	8	8	0	0
Brock Mogensen	PS	PS	PS	PS	PS	PS	PS	PS	-	-	-	-	-	-	-	-	-	0	0	0	0
Israel Mukuamu	P	P	P	P	P	P	P	P	-	-	-	-	-	-	-	-	-	8	0	0	0
Osa Odighizuwa	DT	DT	DT	DT	DT	DT	DT	DT	-	-	-	-	-	-	-	-	-	8	8	0	0
Amani Oruwariye	PS	PS	PS	P	CB	CB	CB	IR	-	-	-	-	-	-	-	-	-	4	3	0	0
DeMarion Overshown	LB	P	LB	LB	LB	LB	LB	LB	-	-	-	-	-	-	-	-	-	8	7	0	0
Micah Parsons	DE	DE	DE	DE	I	I	I	I	-	-	-	-	-	-	-	-	-	4	4	0	4
Jordan Phillips	P	P	IR	IR	IR	IR	DFR	DFR	-	-	-	-	-	-	-	-	-	2	0	0	0
Dak Prescott	QB	QB	QB	QB	QB	QB	QB	QB	-	-	-	-	-	-	-	-	-	8	8	0	0
Asim Richards	P	P	P	P	P	P	P	P	-	-	-	-	-	-	-	-	-	8	0	0	0
Cooper Rush	P	P	DNP	DNP	DNP	P	DNP	P	-	-	-	-	-	-	-	-	-	4	0	4	0
Luke Schoonmaker	P	TE	P	P	P	P	P	P	-	-	-	-	-	-	-	-	-	8	1	0	0
Dakoda Shepley	PS	PS	PS	PS	PS	PS	PS	PS	-	-	-	-	-	-	-	-	-	0	0	0	0
Trent Sieg	P	P	P	P	P	P	P	P	-	-	-	-	-	-	-	-	-	8	0	0	0
Mazi Smith	NT	NT	NT	NT	NT	NT	NT	NT	-	-	-	-	-	-	-	-	-	8	8	0	0
Tyler Smith	LG	LG	LG	LG	LG	LT	LG	LG	-	-	-	-	-	-	-	-	-	8	8	0	0
Brevyn Spann-Ford	P	P	P	P	P	P	P	P	-	-	-	-	-	-	-	-	-	8	0	0	0
Terence Steele	RT	RT	RT	RT	RT	RT	RT	RT	-	-	-	-	-	-	-	-	-	8	8	0	0
John Stephens	I	I	I	D	D	D	IR	IR	-	-	-	-	-	-	-	-	-	0	0	0	6
Juanyeh Thomas	P	P	P	P	P	P	P	P	-	-	-	-	-	-	-	-	-	8	0	0	0
Nate Thomas	IR	IR	IR	IR	IR	IR	IR	IR	-	-	-	-	-	-	-	-	-	0	0	0	0
Jalen Tolbert	WR	WR	WR	WR	WR	WR	WR	WR	-	-	-	-	-	-	-	-	-	8	8	0	0
KaVontae Turpin	P	P	P	P	P	WR	P	P	-	-	-	-	-	-	-	-	-	8	1	0	0
Deuce Vaughn	P	P	P	P	D	D	DNP	P	-	-	-	-	-	-	-	-	-	5	0	1	2
Nick Vigil	P	P	P	PS	P	P	P	P	-	-	-	-	-	-	-	-	-	7	0	0	0
Matt Waletzko	D	D	D	D	D	D	D	D	-	-	-	-	-	-	-	-	-	0	0	0	8
Carlos Watkins	^	^	P	P	P	P	P	P	-	-	-	-	-	-	-	-	-	6	0	0	0
Tyrus Wheat	P	P	D	D	P	P	P	P	-	-	-	-	-	-	-	-	-	6	0	0	2
Sam Williams	IR	IR	IR	IR	IR	IR	IR	IR	-	-	-	-	-	-	-	-	-	0	0	0	0
Donovan Wilson	S	S	S	S	S	S	S	S	-	-	-	-	-	-	-	-	-	8	8	0	0

LEGEND: Position abbreviation indicated start, P=Played, D=Inactive, I-QB3=Inactive - QB3, I=Inactive/Injured, DNP=Did Not Play, PS=Practice Squad, A=Not on Roster, IR=Reserve/Injured, DFR=Reserve/Designated for Return, ^=With Other Team

## 2024/2023 STATISTICAL COMPARISON

COWBOYS OFFENSE	2024	2023	DIFFERENCE
Wins	3	5	-2
Losses	5	3	2
Points Scored	171	220	-49
Touchdowns	16	23	-7
Field Goals Made	20	19	<b>1</b>
Field Goals Attempted	22	19	<b>3</b>
Field Goal Percentage	90.9%	100.0%	-9.1%
Third Down Efficiency	37.9%	46.9%	-9.0%
Net Yards per Game	336.1	346.5	-10.4
<i>NFL Rank -- Net Yds. per Game</i>	14	13	1
Average Plays per Game	65.0	65.6	-0.6
Average Yards per Play	5.2	5.3	-0.1
Rushing Yards per Game	82.0	111.6	-29.6
<i>NFL Rank -- Rush Yds. per Game</i>	31	16	15
Average Yards per Rush	3.8	3.9	-0.1
Rushing Attempts per Game	21.6	28.6	-7.0
Rushing Touchdowns	3	5	-2
Net Passing Yards per Game	254.1	234.9	<b>19.3</b>
<i>NFL Rank -- Net Pass Yds. per Game</i>	3	11	<b>-8</b>
Yards per Pass Attempt	6.6	7.5	-0.9
Passing Attempts	326	273	<b>53</b>
Passing Completions	207	192	<b>15</b>
Completion Percentage	63.5%	70.3%	-6.8%
Passing Touchdowns	12	13	-1
Interceptions Thrown	9	5	4
Sacks Allowed	21	23	<b>-2</b>
Fumbles	12	8	4
Fumbles Lost	4	3	1
Penalties	62	60	2
Penalty Yards	446	461	<b>-15</b>
Gross Punting Average	49.7	50.1	-0.5
Net Punting Average	42.8	45.9	-3.1
Punt Return Average	16.2	6.5	<b>9.7</b>
Kickoff Return Average	30.9	24.0	<b>6.9</b>

COWBOYS DEFENSE (OPPONENT)	2024	2023	DIFFERENCE
Points Allowed	225	148	77
Total Touchdowns Allowed	26	18	8
Field Goals Made	15	8	7
Field Goals Attempted	16	11	5
Field Goal Percentage	93.8%	72.7%	21.0%
Third Down Efficiency	35.4%	36.6%	<b>-1.3%</b>
Net Yards per Game	364.8	288.0	76.8
<i>NFL Rank -- Net Yds. per Game</i>	26	4	22
Average Plays per Game	61.8	58.0	3.8
Average Yards per Play	5.9	5.0	0.9
Rushing Yards per Game	147.8	108.9	38.9
<i>NFL Rank -- Rush Yds. per Game</i>	27	15	12
Average Yards per Rush	4.6	4.0	0.6
Rushing Attempts per Game	31.9	27.3	4.6
Rushing Touchdowns Allowed	13	7	6
Net Passing Yards per Game	217.0	179.1	37.9
<i>NFL Rank -- Net Pass Yds. per Game</i>	18	6	12
Yards per Pass Attempt	8.3	7.0	1.4
Passing Attempts	221	225	<b>-4</b>
Passing Completions	148	137	11
Completion Percentage	67.0%	60.9%	6.1%
Passing Touchdowns Allowed	13	11	2
Interceptions	4	9	-5
Sacks	18	21	-3
Fumbles Caused	9	11	-2
Fumbles Recovered	2	4	-2
Penalties	62	54	<b>8</b>
Penalty Yards	456	467	-11
Gross Punting Average	46.7	45.6	1.0
Net Punting Average	40.1	41.3	<b>-1.1</b>
Punt Return Average	13.0	8.2	4.8
Kickoff Return Average	25.0	28.0	<b>-3.0</b>

Bold indicates Cowboys improvement

# GAME-BY-GAME STARTERS AND INACTIVES

## 2024 REGULAR SEASON

### OFFENSE

DATE	OPPONENT	WR	LT	LG	C	RG	RT	TE	QB	RB	RB	WR	WR
9/8	at Cleveland	B. Cooks	<u>T. Guyton</u>	T. Smith	<u>C. Beebe</u>	Z. Martin	T. Steele	J. Ferguson	D. Prescott	E. Elliott		J. Tolbert	C. Lamb
9/15	New Orleans	B. Cooks	<u>T. Guyton</u>	T. Smith	<u>C. Beebe</u>	Z. Martin	T. Steele	L. Schoonmaker	D. Prescott	R. Dowdle		J. Tolbert	C. Lamb
9/22	Baltimore	B. Cooks	<u>T. Guyton</u>	T. Smith	<u>C. Beebe</u>	Z. Martin	T. Steele	J. Ferguson	D. Prescott	R. Dowdle		J. Tolbert	C. Lamb
9/26	at N.Y. Giants	B. Cooks	<u>T. Guyton</u>	T. Smith	<u>C. Beebe</u>	Z. Martin	T. Steele	J. Ferguson	D. Prescott	R. Dowdle		J. Tolbert	C. Lamb
10/6	at Pittsburgh	J. Tolbert	<u>T. Guyton</u>	T. Smith	<u>C. Beebe</u>	Z. Martin	T. Steele	J. Ferguson	D. Prescott	R. Dowdle	H. Luepke		C. Lamb
10/13	Detroit	J. Tolbert	T. Smith	T. Bass	<u>C. Beebe</u>	Z. Martin	T. Steele	J. Ferguson	D. Prescott	R. Dowdle		K. Turpin	C. Lamb
10/27	at San Francisco	J. Tolbert	<u>T. Guyton</u>	T. Smith	<u>C. Beebe</u>	Z. Martin	T. Steele	J. Ferguson	D. Prescott	E. Elliott	H. Luepke		C. Lamb
11/3	at Atlanta	J. Tolbert	<u>T. Guyton</u>	T. Smith	<u>C. Beebe</u>	Z. Martin	T. Steele	J. Ferguson	D. Prescott	R. Dowdle		J. Brooks	C. Lamb
11/10													
11/18													
11/24													
11/28													
12/9													
12/15													
12/22													
12/29													
1/5													

## 2024 REGULAR SEASON

### DEFENSE

DATE	OPPONENT	DE	DT	DT	DE	LB	LB	LB	CB	NCB	CB	S	S
9/8	at Cleveland	M. Parsons	M. Smith	O. Odighizuwa	D. Lawrence	E. Kendricks		D. Overshown	T. Diggs	J. Lewis	<u>C. Carson</u>	D. Wilson	M. Hooker
9/15	New Orleans	M. Parsons	M. Smith	O. Odighizuwa	D. Lawrence	D. Clark	E. Kendricks	<u>M. Liufau</u>	T. Diggs		<u>C. Carson</u>	D. Wilson	M. Hooker
9/22	Baltimore	M. Parsons	M. Smith	O. Odighizuwa	D. Lawrence	E. Kendricks		D. Overshown	T. Diggs	J. Lewis	<u>C. Carson</u>	D. Wilson	M. Hooker
9/26	at N.Y. Giants	M. Parsons	M. Smith	O. Odighizuwa	D. Lawrence	<u>M. Liufau</u>	E. Kendricks	D. Overshown	T. Diggs		A. Booth	D. Wilson	M. Hooker
10/6	at Pittsburgh	<u>M. Kneeland</u>	M. Smith	O. Odighizuwa	C. Golston	E. Kendricks		D. Overshown	T. Diggs	J. Lewis	A. Oruwariye	D. Wilson	M. Hooker
10/13	Detroit	C. Golston	M. Smith	O. Odighizuwa	C. Lawson	<u>M. Liufau</u>	D. Clark	D. Overshown	T. Diggs		A. Oruwariye	D. Wilson	M. Hooker
10/27	at San Francisco	C. Golston	M. Smith	O. Odighizuwa	C. Lawson	<u>M. Liufau</u>	E. Kendricks	D. Overshown	T. Diggs		J. Lewis	D. Wilson	M. Hooker
11/3	at Atlanta	C. Golston	M. Smith	O. Odighizuwa	C. Lawson	E. Kendricks		D. Overshown	T. Diggs	J. Lewis	<u>C. Carson</u>	D. Wilson	M. Hooker
11/10													
11/18													
11/24													
11/28													
12/9													
12/15													
12/22													
12/29													
1/5													

Rookies underlined.

## 2024 REGULAR SEASON INACTIVES

DATE	OPPONENT	1	2	3	4	5	6	7
9/8	at Cleveland	A. Booth	<u>R. Flournoy</u>	B. Johnson	T. Lance*	J. Stephens-I	M. Waletzko	
9/15	New Orleans	A. Booth	J. Ferguson-I	<u>R. Flournoy</u>	B. Johnson	T. Lance*	J. Stephens-I	M. Waletzko
9/22	Baltimore	A. Booth	<u>R. Flournoy</u>	B. Johnson	T. Lance*	J. Stephens-I	M. Waletzko	T. Wheat
9/26	at N.Y. Giants	M. Bell-I	<u>C. Carson-I</u>	<u>R. Flournoy</u>	T. Lance*	J. Stephens	M. Waletzko	T. Wheat
10/6	at Pittsburgh	<u>C. Carson-I</u>	K. Henry	T. Lance*	M. Parsons-I	J. Stephens	D. Vaughn	M. Waletzko
10/13	Detroit	<u>C. Carson-I</u>	E. Kendricks-I	T. Lance*	M. Parsons-I	J. Stephens	D. Vaughn	M. Waletzko
10/27	at San Francisco	A. Booth	<u>C. Carson-I</u>	R. Dowdle-I	T. Lance*	M. Parsons-I	M. Waletzko	
11/3	at Atlanta	D. Bland-I	A. Booth	E. Elliott	K. Henry	T. Lance*	M. Parsons-I	M. Waletzko
11/10	Philadelphia							
11/18	Houston							
11/24	at Washington							
11/28	N.Y. Giants							
12/9	Cincinnati							
12/15	at Carolina							
12/22	Tampa Bay							
12/29	at Philadelphia							
1/5	Washington							

Underline denotes rookie, "I" denotes injury, "\*" denotes QB3



# GAME-BY-GAME ELEVATIONS

<b>Date</b>	<b>Opponent</b>	<b>ELEVATIONS</b>
9/8	@ Cleveland	LB, Nick Vigil
9/15	New Orleans	LB, Nick Vigil      TE, Princeton Fant
9/22	Baltimore	LB, Nick Vigil      DE, Carl Lawson
9/26	@ N.Y. Giants	CB, Amari Oruwariye   DE, Carl Lawson
10/6	@ Pittsburgh	CB, Amari Oruwariye   DE, Carl Lawson
10/13	Detroit	CB, Amari Oruwariye   LB, Darius Harris
10/27	@ San Francisco	RB, Dalvin Cook
11/3	@ Atlanta	RB, Dalvin Cook      CB, Josh Butler
11/10	Philadelphia	
11/18	Houston	
11/24	@ Washington	
11/28	N.Y. Giants	
12/9	Cincinnati	
12/15	@ Carolina	
12/22	Tampa Bay	
12/29	Philadelphia	
1/4-5/25	Washington	

## BIG RUN PLAYS (10+ YARDS)

DATE	OPPONENT	QTR	COWBOYS	YARDS	DOWN	RESULT	QTR	OPPONENTS	YARDS	DOWN	RESULT
9/8	at Cleveland	1	CeeDee Lamb	10	1-10-DAL 30	TD	4	Jerome Ford	11	1-10-CLE 30	INT
		2	CeeDee Lamb	12	1-10-DAL 34	TD	4	Deshaun Watson	16	4-9-DAL 22	TD
		3	Rico Dowdle	10	2-5-CLE 41	FG					
9/15	New Orleans	NONE					2	Alvin Kamara	11	1-10-NO 30	TD
		2	Alvin Kamara	15	3-3-DAL 38	TD	2	Alvin Kamara	12t	2-10-DAL 12	TD
		3	Alvin Kamara	10	1-15-DAL 31	TD	3	Alvin Kamara	10	1-15-DAL 31	TD
		4	Jamaal Williams	11	1-10-NO 22	Game	4	Jamaal Williams	11	1-10-NO 22	Game
9/22	Baltimore	NONE					1	Lamar Jackson	12	1-10-BAL 29	TD
		1	Justice Hill	17	2-7-BAL 44	TD	2	Derrick Henry	12	1-10-BAL 12	TD
		2	Derrick Henry	12	1-10-BAL 12	TD	2	Derrick Henry	13	1-10-BAL 24	TD
		2	Derrick Henry	13	1-10-BAL 24	TD	3	Derrick Henry	29	3-1-BAL 39	TD
		3	Derrick Henry	29	3-1-BAL 39	TD	3	Lamar Jackson	16	1-20-DAL 42	TD
		3	Lamar Jackson	16	1-20-DAL 42	TD	3	Derrick Henry	26t	2-4-DAL 26	TD
		3	Derrick Henry	26t	2-4-DAL 26	TD	3	Justice Hill	13	1-10-BAL 35	Punt
		4	Justice Hill	13	1-10-BAL 35	Punt	4	Derrick Henry	11	1-10-BAL 39	Miss FG
4	Derrick Henry	11	1-10-BAL 39	Miss FG	4	Lamar Jackson	10	2-9-BAL 35	Game		
9/26	at N.Y. Giants	1	CeeDee Lamb	10	1-20-DAL 31	TD	NONE				
10/6	at Pittsburgh	1	Rico Dowdle	12	2-3-PIT 27	FUM	NONE				
		3	Rico Dowdle	13	1-10-DAL 34	TD					
		4	Rico Dowdle	13	3-6-DAL 18	INT					
10/13	Detroit	4	Rico Dowdle	12	1-10-DAL 41	INT	1	David Montgomery	16t	2-3-DAL 16	TD
		1	Jahmyr Gibbs	13	2-7-DET 39	FG	1	Jahmyr Gibbs	11	1-10-DAL 48	FG
		1	Jameson Williams	11	1-10-DAL 48	FG	2	David Montgomery	17	2-7-DET 34	FG
		2	David Montgomery	17	2-7-DET 34	FG	3	Jahmyr Gibbs	11	1-10-DET 30	TD
		3	Jahmyr Gibbs	11	1-10-DET 30	TD	3	David Montgomery	19	1-10-DAL 21	FG
		3	David Montgomery	19	1-10-DAL 21	FG	3	Jahmyr Gibbs	15	1-10-DAL 48	FG
		3	Jahmyr Gibbs	15	1-10-DAL 48	FG	3	Jahmyr Gibbs	10	1-10-DAL 22	FG
10/27	at San Francisco	1	KaVontae Turpin	11	3-9-DAL 36	TD	2	Isaac Guerendo	19	1-10-SF 35	FG
		2	Ezekiel Elliott	11	1-10-SF 31	TD	2	Isaac Guerendo	15	1-10-DAL 46	FG
		2	Ezekiel Elliott	11	1-10-SF 31	TD	2	Brock Purdy	13	1-10-SF 17	Punt
		2	Brock Purdy	13	1-10-SF 17	Punt	3	Brock Purdy	16	2-6-SF 29	TD
		3	Brock Purdy	16	2-6-SF 29	TD	4	Ricky Pearsall	39	2-6-SF 35	FG
		4	Ricky Pearsall	39	2-6-SF 35	FG	4	Isaac Guerendo	14	3-2-DAL 17	Game
4	Isaac Guerendo	14	3-2-DAL 17	Game							
11/3	at Atlanta	2	Rico Dowdle	11	2-8-DAL 32	TD	1	Bijan Robinson	16	1-10-ATL 44	TD
		2	CeeDee Lamb	18	2-5-DAL 48	TD	3	Bijan Robinson	14	1-10-DAL 23	TD
		2	CeeDee Lamb	18	2-5-DAL 48	TD					
		2	Dak Prescott	22	2-15-ATL 39	TD					
		2	Dak Prescott	22	2-15-ATL 39	TD					
2	Rico Dowdle	15	1-10-ATL 17	TD							
3	Rico Dowdle	10	1-15-DAL 25	Downs							
12/15	at Carolina										
12/9	Cincinnati										
11/10	Philadelphia										
11/18	Houston										
11/24	at Washington										
11/28	N.Y. Giants										
12/22	Tampa Bay										
12/29	at Philadelphia										
1/5	Washington										
<b>TOTALS</b>			<b>15 - 190 (12.7), 0 TDS</b>				<b>33 - 503 (15.2), 3 TDS</b>				

## BIG PASS PLAYS (20+ YARDS)

DATE	OPPONENT	QTR	COWBOYS	YARDS	DOWN	RESULT	QTR	OPPONENTS	YARDS	DOWN	RESULT
9/8	at Cleveland	1	Dak Prescott -> CeeDee Lamb	34	2-10-DAL	40 TD	3	Deshaun Watson -> David Njoku	29	2-10-CLE	44 TD
		1	<b>Dak Prescott -&gt; Brandin Cooks</b>	<b>21t</b>	3-5-CLE	21 TD	4	Deshaun Watson -> Pierre Strong Jr.	20	2-8-CLE	43 INT
9/15	New Orleans	2	<b>Dak Prescott -&gt; CeeDee Lamb</b>	<b>65t</b>	1-10-DAL	35 TD	1	Derek Carr -> Chris Olave	39	1-10-DAL	44 TD
		3	Dak Prescott -> Jalen Tolbert	39	3-6-50	FG	1	<b>Derek Carr -&gt; Rashid Shaheed</b>	<b>70t</b>	1-10-NO	30 TD
							2	<b>Derek Carr -&gt; Alvin Kamara</b>	<b>57t</b>	2-7-NO	43 TD
9/22	Baltimore	1	Dak Prescott -> Jake Ferguson	24	3-4-DAL	49 FUM	1	Lamar Jackson -> Charlie Kolar	30	1-10-DAL	39 TD
		2	Dak Prescott -> CeeDee Lamb	31	2-4-DAL	36 FG	1	Lamar Jackson -> Nelson Agholor	56	2-9-BAL	42 TD
		3	Dak Prescott -> Jake Ferguson	26	1-10-DAL	40 Downs	2	Lamar Jackson -> Derrick Henry	23	1-10-50	TD
		4	Dak Prescott -> KaVontae Turpin	23	1-10-BAL	24 TD					
		4	Dak Prescott -> Jalen Brooks	24	3-4-BAL	39 TD					
		4	Dak Prescott -> Hunter Luepke	24	3-2-DAL	17 TD					
9/26	at N.Y. Giants	2	<b>Dak Prescott -&gt; CeeDee Lamb</b>	<b>55t</b>	1-10-DAL	45 TD	1	Daniel Jones -> Malik Nabers	39	3-4-NYG	21 FG
							2	Daniel Jones -> Darius Slayton	28	1-10-NYG	46 FG
10/6	at Pittsburgh	1	Dak Prescott -> CeeDee Lamb	27	3-14-DAL	20 FUM	3	Justin Fields -> Najee Harris	20	1-10-PIT	27 Punt
		2	Dak Prescott -> Jake Ferguson	27	2-8-PIT	40 FG	4	Justin Fields -> George Pickens	21	3-1-DAL	34 TD
		2	Dak Prescott -> Jalen Tolbert	48	3-4-DAL	21 INT					
		3	Dak Prescott -> KaVontae Turpin	34	3-5-DAL	45 Blocked FG,					
		4	<b>Dak Prescott -&gt; Rico Dowdle</b>	<b>22t</b>	2-10-PIT	22 Downs TD					
10/13	Detroit	1	Dak Prescott -> CeeDee Lamb	27	1-10-DAL	46 FG	1	Jared Goff -> Tim Patrick	42	3-5-DET	35 TD
		1	Dak Prescott -> Jalen Tolbert	26	2-2-DAL	38 INT	2	<b>Jared Goff -&gt; Sam LaPorta</b>	<b>52t</b>	1-10-DET	48 TD
							3	Jared Goff -> Jahmyr Gibbs	20	1-10-DET	41 TD
							3	<b>Jared Goff -&gt; Jameson Williams</b>	<b>37t</b>	3-8-DAL	37 TD
							3	Jared Goff -> Kalif Raymond	38	1-10-DET	41 FG
							3	Jared Goff -> Jameson Williams	24	1-10-DET	28 FG
10/27	at San Francisco	2	Dak Prescott -> Jalen Tolbert	28	3-4-SF	41 FG	1	Brock Purdy -> Deebo Samuel Sr.	47	3-6-SF	17 FG
		4	Dak Prescott -> CeeDee Lamb	21	2-10-DAL	30 TD	2	Brock Purdy -> George Kittle	30	1-10-SF	30 Punt
		4	Dak Prescott -> CeeDee Lamb	29	1-10-SF	49 TD	3	Brock Purdy -> George Kittle	43	1-10-DAL	47 TD
		4	<b>Dak Prescott -&gt; CeeDee Lamb</b>	<b>20t</b>	1-10-SF	20 TD	3	Brock Purdy -> George Kittle	27	1-10-SF	45 TD
11/3	at Atlanta	1	Dak Prescott -> Jake Ferguson	27	1-10-DAL	25 FG	1	Kirk Cousins -> Darnell Mooney	22	1-10-ATL	22 TD
		4	Cooper Rush -> KaVontae Turpin	22	4-5-DAL	35 TD	2	<b>Kirk Cousins -&gt; Darnell Mooney</b>	<b>36t</b>	4-3-DAL	36 TD
							4	Kirk Cousins -> Bijan Robinson	29	1-10-ATL	45 TD
12/15	at Carolina										
12/9	Cincinnati										
11/10	Philadelphia										
11/18	Houston										
11/24	at Washington										
11/28	N.Y. Giants										
12/22	Tampa Bay										
12/29	at Philadelphia										
1/5	Washington										
<b>TOTALS</b>				<b>24</b>	<b>- 724 (30.2)</b>	<b>5 TDS</b>			<b>25</b>	<b>- 879 (35.2)</b>	<b>5 TDS</b>

# BIG RUN AND PASS PLAYS (20+ YARDS)

DATE	OPPONENT	QTR	COWBOYS	RUN	PASS	DOWN	RESULT	QTR	OPPONENTS	RUN	PASS	DOWN	RESULT
9/8	at Cleveland	1	D. Prescott -> C. Lamb	34	2-10-DAL	40	TD	3	D. Watson -> D. Njoku	29	2-10-CLE	44	TD
		1	<b>D. Prescott -&gt; B. Cooks</b>	<b>21t</b>	3-5-CLE	21	TD	4	D. Watson -> P. Strong Jr.	20	2-8-CLE	43	INT
9/15	New Orleans	2	<b>D. Prescott -&gt; C. Lamb</b>	<b>65t</b>	1-10-DAL	35	TD	1	D. Carr -> C. Olave	39	1-10-DAL	44	TD
		3	D. Prescott -> J. Tolbert	39	3-6-	50	FG	1	<b>D. Carr -&gt; R. Shaheed</b>	<b>70t</b>	1-10-NO	30	TD
								2	<b>D. Carr -&gt; A. Kamara</b>	<b>57t</b>	2-7-NO	43	TD
9/22	Baltimore	1	D. Prescott -> J. Ferguson	24	3-4-DAL	49	FUM	1	L. Jackson -> C. Kolar	30	1-10-DAL	39	TD
		2	D. Prescott -> C. Lamb	31	2-4-DAL	36	FG	1	L. Jackson -> N. Agholor	56	2-9-BAL	42	TD
		3	D. Prescott -> J. Ferguson	26	1-10-DAL	40	Downs	2	L. Jackson -> D. Henry	23	1-10-	50	TD
		4	D. Prescott -> K. Turpin	23	1-10-BAL	24	TD	3	D. Henry run	29	3-1-BAL	39	TD
		4	D. Prescott -> J. Brooks	24	3-4-BAL	39	TD	3	<b>D. Henry run</b>	<b>26t</b>	2-4-DAL	26	TD
		4	D. Prescott -> H. Luepke	24	3-2-DAL	17	TD						
9/26	at N.Y. Giants	2	<b>D. Prescott -&gt; C. Lamb</b>	<b>55t</b>	1-10-DAL	45	TD	1	D. Jones -> M. Nabers	39	3-4-NYG	21	FG
								2	D. Jones -> D. Slayton	28	1-10-NYG	46	FG
10/6	at Pittsburgh	1	D. Prescott -> C. Lamb	27	3-14-DAL	20	FUM	3	J. Fields -> N. Harris	20	1-10-PIT	27	Punt
		2	D. Prescott -> J. Ferguson	27	2-8-PIT	40	FG	4	J. Fields -> G. Pickens	21	3-1-DAL	34	TD
		2	D. Prescott -> J. Tolbert	48	3-4-DAL	21	INT						
		3	D. Prescott -> K. Turpin	34	3-5-DAL	45	Blocked FG, Downs						
4	<b>D. Prescott -&gt; R. Dowdle</b>	<b>22t</b>	2-10-PIT	22	TD								
10/13	Detroit	1	D. Prescott -> C. Lamb	27	1-10-DAL	46	FG	1	J. Goff -> T. Patrick	42	3-5-DET	35	TD
		1	D. Prescott -> J. Tolbert	26	2-2-DAL	38	INT	2	<b>J. Goff -&gt; S. LaPorta</b>	<b>52t</b>	1-10-DET	48	TD
							3	J. Goff -> J. Gibbs	20	1-10-DET	41	TD	
							3	<b>J. Goff -&gt; J. Williams</b>	<b>37t</b>	3-8-DAL	37	TD	
							3	J. Goff -> K. Raymond	38	1-10-DET	41	FG	
							3	J. Goff -> J. Williams	24	1-10-DET	28	FG	
10/27	at San Francisco	2	D. Prescott -> J. Tolbert	28	3-4-SF	41	FG	1	B. Purdy -> D. Samuel Sr.	47	3-6-SF	17	FG
		4	D. Prescott -> C. Lamb	21	2-10-DAL	30	TD	2	B. Purdy -> G. Kittle	30	1-10-SF	30	Punt
		4	D. Prescott -> C. Lamb	29	1-10-SF	49	TD	3	B. Purdy -> G. Kittle	43	1-10-DAL	47	TD
		4	<b>D. Prescott -&gt; C. Lamb</b>	<b>20t</b>	1-10-SF	20	TD	3	B. Purdy -> G. Kittle	27	1-10-SF	45	TD
							4	R. Pearsall run	39	2-6-SF	35	FG	
11/3	at Atlanta	1	D. Prescott -> J. Ferguson	27	1-10-DAL	25	FG	1	K. Cousins -> D. Mooney	22	1-10-ATL	22	TD
		2	D. Prescott run	22	2-15-ATL	39	TD	2	<b>K. Cousins -&gt; D. Mooney</b>	<b>36t</b>	4-3-DAL	36	TD
		4	C. Rush -> K. Turpin	22	4-5-DAL	35	TD	4	K. Cousins -> B. Robinson	29	1-10-ATL	45	TD
<b>TOTALS</b>			<b>25 - 746 (29.8), 5 TDS (1 RUN, 0 TDS, 24 PASSES, 5 TDS)</b>					<b>28 - 973 (34.8), 6 TDS (3 RUNS, 1 TD, 25 PASSES, 5 TDS)</b>					



## BIG RETURNS: 30+ KO/10+ PUNT/10+ BLK KR/20+ INT/10+ FUM

DATE	OPPONENT	QTR	RETURN	COWBOYS	YARDS	DOWN	RESULT	QTR	RETURN	OPPONENTS	YARDS	DOWN	RESULT
9/8	at Cleveland	1	KO	K. Turpin	34	DAL 46	Punt	1	Punt	J. Darden	28	DAL 46	Punt
		2	Punt	K. Turpin	20	DAL 40	Punt	1	Punt	J. Darden	13	CLE 20	Punt
		3	Punt	<b>K. Turpin</b>	<b>60t</b>	DAL 35	TD	3	Punt	J. Darden	14	CLE 45	Punt
								4	Punt	J. Darden	17	CLE 36	Punt
9/15	New Orleans	2	KO	K. Turpin	35	DAL 35	FG	2	INT	P. Adebo	47	DAL 20	INT
9/22	Baltimore	3	KO	J. Thomas	33	BAL 11	Punt	1	Punt	D. Harty	13	BAL 29	Punt
								2	Punt	D. Harty	16	BAL 47	Punt
								0	KO	D. Harty	31		Game
9/26	at N.Y. Giants	NONE						3	KO	E. Gray	31	DAL 18	Punt
								3	Punt	I. Smith-Marsette	22	NYG 48	Punt
10/6	at Pittsburgh	1	KO	K. Turpin	38	DAL 35	FG	4	KO	A. Shampklin	32	DAL 14	Punt
10/13	Detroit	2	KO	K. Turpin	79	DAL 35	FG	3	KO	K. Dorsey	34	DET 35	FG
		3	KO	K. Turpin	33	DAL 35	FG	4	INT	B. Branch	47	DAL 4	INT
		4	KO	K. Turpin	33	DAL 4	INT						
		4	KO	K. Turpin	49	DET 20	INT						
10/27	at San Francisco	1	Punt	K. Turpin	13	DAL 35	Punt	2	KO	P. Taylor Jr.	30	DAL 43	Downs
								3	Punt	J. Cowing	16	SF 25	Punt
11/3	at Atlanta	2	Punt	K. Turpin	18	DAL 23	Punt	NONE					
		4	Punt	K. Turpin	16	DAL 44	Punt						
11/10	Philadelphia												
11/18	Houston												
11/24	at Washington												
11/28	N.Y. Giants												
12/9	Cincinnati												
12/15	at Carolina												
12/22	Tampa Bay												
12/29	at Philadelphia												
1/5	Washington												
<b>TOTALS</b>		<b>13 - 461 (35.5), 1 TDS</b>						<b>15 - 391 (26.1), 0 TDS</b>					

# SCORING DRIVES

DATE	OPPONENT	Q	TIME	PLAYS	YARDS	SCORING PLAY	DAL	OPP	Q	TIME	PLAYS	YARDS	SCORING PLAY	DAL	OPP
9/8	at Cleveland	1	2:28	6	70	B. Cooks: 21 pass from D. Prescott	7	3	1	3:16	6	13	D. Hopkins: 51 FG	0	3
		2	5:56	11	78	E. Elliott: 3 run	14	3	3	4:17	12	75	J. Jedy: 6 pass from D. Watson	27	10
		2	2:28	5	17	B. Aubrey: 57 FG	17	3	4	6:53	15	64	J. Ford: 2 run	33	17
		2	0:55	4	1	B. Aubrey: 40 FG	20	3							
		3	2:28	6	14	B. Aubrey: 50 FG	30	10							
4	2:16	6	10	B. Aubrey: 46 FG	33	10									
9/15	New Orleans	1	6:36	13	45	B. Aubrey: 52 FG	3	7	1	4:10	7	80	A. Kamara: 5 run	0	7
		2	7:26	14	41	B. Aubrey: 38 FG	6	14	1	0:09	1	70	R. Shaheed: 70 pass from D. Carr	3	14
		2	1:47	4	78	C. Lamb: 65 pass from D. Prescott	13	21	2	2:09	4	70	A. Kamara: 57 pass from D. Carr	6	21
		2	0:39	7	40	B. Aubrey: 48 FG	16	35	2	4:55	11	70	A. Kamara: 12 run	13	28
		3	5:55	10	51	B. Aubrey: 40 FG	19	35	2	0:23	3	20	D. Carr: 1 run	13	35
								3	7:56	13	70	A. Kamara: 7 run	19	41	
								4	2:38	4	5	B. Grupe: 26 FG	19	44	
9/22	Baltimore	1	3:03	7	24	B. Aubrey: 65 FG	3	7	1	2:27	5	71	L. Jackson: 9 run	0	7
		2	0:23	3	37	B. Aubrey: 51 FG	6	21	1	3:52	7	70	D. Henry: 1 run	3	14
		4	1:48	6	64	D. Prescott: 1 run	12	28	2	2:42	8	88	R. Bateman: 13 pass from L. Jackson	3	21
		4	1:46	7	56	J. Tolbert: 15 pass from D. Prescott	18	28	3	3:02	5	70	D. Henry: 26 run	6	28
		4	2:33	11	91	K. Turpin: 16 pass from D. Prescott	25	28							
9/26	at N.Y. Giants	1	6:57	12	75	R. Dowdle: 15 pass from D. Prescott	7	3	1	4:43	8	51	G. Joseph: 52 FG	0	3
		2	1:55	5	70	C. Lamb: 55 pass from D. Prescott	14	6	2	5:55	11	55	G. Joseph: 41 FG	7	6
		3	3:36	8	28	B. Aubrey: 60 FG	17	12	2	8:10	15	52	G. Joseph: 38 FG	14	9
		4	4:17	10	48	B. Aubrey: 40 FG	20	15	3	6:18	11	77	G. Joseph: 22 FG	14	12
									4	4:20	10	28	G. Joseph: 42 FG	17	15
10/6	at Pittsburgh	1	2:25	6	21	B. Aubrey: 55 FG	3	0	1	5:02	11	52	C. Boswell: 41 FG	3	3
		2	3:29	8	51	B. Aubrey: 33 FG	6	3	3	3:10	6	72	C. Heyward: 16 pass from J. Fields	6	10
		4	8:32	16	90	R. Dowdle: 22 pass from D. Prescott	13	10	4	5:32	12	63	P. Freiermuth: 6 pass from J. Fields	13	17
		4	4:36	15	70	J. Tolbert: 4 pass from D. Prescott	20	17							
10/13	Detroit	1	3:39	9	54	B. Aubrey: 34 FG	3	0	1	2:15	5	70	D. Montgomery: 16 run	3	7
		2	0:28	4	1	B. Aubrey: 47 FG	6	27	2	6:06	12	58	J. Bates: 40 FG	3	10
		3	3:47	10	39	B. Aubrey: 50 FG	9	34	2	0:51	3	63	S. LaPorta: 52 pass from J. Goff	3	17
									2	6:20	11	39	J. Bates: 48 FG	3	20
									2	2:03	6	38	D. Montgomery: 1 run	3	27
							3	2:25	5	70	J. Williams: 37 pass from J. Goff	6	34		
							3	3:22	6	44	J. Bates: 33 FG	9	37		
							4	5:12	9	57	J. Bates: 33 FG	9	40		
							4	0:04	1	4	A. St. Brown: 4 pass from J. Goff	9	47		
10/27	at San Francisco	2	6:35	11	65	E. Elliott: 1 run	7	3	1	4:30	7	55	A. Carlson: 50 FG	0	3
		2	3:36	8	46	B. Aubrey: 29 FG	10	3	2	1:26	6	39	A. Carlson: 44 FG	10	6
		4	3:59	10	70	C. Lamb: 7 pass from D. Prescott	17	27	3	2:03	5	60	I. Guerendo: 4 run	10	13
		4	0:53	4	70	C. Lamb: 20 pass from D. Prescott	24	30	3	4:16	7	32	G. Kittle: 2 pass from B. Purdy	10	20
									3	5:33	9	75	B. Purdy: 2 run	10	27
								4	3:33	6	47	A. Carlson: 41 FG	17	30	
11/3	at Atlanta	1	3:32	7	59	B. Aubrey: 34 FG	3	0	1	4:09	7	78	D. London: 9 pass from K. Cousins	3	7
		2	4:27	9	70	R. Dowdle: 3 pass from D. Prescott	10	14	2	2:50	5	53	D. Mooney: 36 pass from K. Cousins	3	14
		3	4:11	9	22	B. Aubrey: 57 FG	13	21	3	2:47	5	38	R. McCloud III: 11 pass from K. Cousins	10	21
		4	3:28	14	86	J. Tolbert: 4 pass from C. Rush	21	27	4	3:52	7	66	Cousins T. Allgeier: 6 run	13	27
11/10															
11/18															
11/24															
11/28															
12/9															
12/15															
12/22															
12/29															
1/5															
<b>AVG</b>			<b>3:30</b>	<b>8.4</b>	<b>50.1</b>				<b>3:47</b>	<b>7.5</b>	<b>55.4</b>				

# TURNOVER CHART

## TAKEAWAYS

DATE	OPPONENT	TAKEAWAY	QTR.	SCORE	YD-LINE	RESULT
9/8	at Cleveland	E. Kendricks INT (D. Watson) T. Diggs INT (D. Watson)	2 4	17-3 33-10	CLV 31 DAL 22	FG Punt
9/15	New Orleans	D. Wilson INT (D. Carr)	4	19-41	NO 47	INT
9/22	Baltimore	None				
9/26	at N.Y. Giants	A. Oruwariye INT (D. Jones)	4	20-15	DAL 4	EOG
10/6	at Pittsburgh	J. Lewis FR (E. Kendricks FF)	4	20-17	PIT 11	EOG
10/13	Detroit	None				
10/27	at San Francisco	None				
11/3	at Atlanta	D. Wilson FR (C. Lawson FF)	2	3-7	DAL 33	Downs
11/10						
11/18						
11/24						
11/28						
12/9						
12/15						
12/22						
12/29						
1/5						

## GIVEAWAYS

DATE	OPPONENT	TAKEAWAY	QTR.	SCORE	YD-LINE	RESULT
9/8	at Cleveland	None				
9/15	New Orleans	D. Prescott INT (P. Adebo) D. Prescott INT (T. Mathieu)	2 4	13-28 19-41	NO 33 NO 30	TD Punt
9/22	Baltimore	C. Lamb fumble (N. Wiggins FF; M. Williams FR)	2	3-14	BLT 9	Punt
9/26	at N.Y. Giants	None				
10/6	at Pittsburgh	D. Prescott fumble (T. Watt FF; N. Herbig FR) D. Prescott INT (D. Jackson) D. Prescott INT (J. Porter Jr.)	2 2 4	3-3 6-3 13-10	PIT 20 End Zone PIT 21	Punt End of Half TD
10/13	Detroit	D. Prescott INT (B. Branch: touchback) R. Flournoy fumble (B. Branch FF; T. Arnold FR) D. Prescott INT (B. Branch) C. Rush INT (K. Joseph: touchback) K. Turpin fumble (J. Reeves-Maybin FF; M. Rodriguez FR)	1 3 4 4 4	3-7 9-37 9-40 9-47 9-47	DET (-8) DET 29 DET 49 DET (-5) DET 33	FG FG TD Downs EOG
10/27	at San Francisco	D. Prescott INT (J. Brown) D. Prescott INT (D. Lenoir)	1 3	0-3 10-13	SF 8 DAL 32	Punt TD
11/3	at Atlanta	None				
11/10						
11/18						
11/24						
11/28						
12/9						
12/15						
12/22						
12/29						
1/5						

## TURNOVERS

<b>Offense:</b>	13 Giveaways 34 Points (4 TD, 2 FG)	<b>Ratio</b> -7 (6 takes, 13 gives)
<b>Defense:</b>	6 Takeaways 3 Points (0 TD, 1 FG)	
<b>Special Teams:</b>	0 Giveaways 0 Points (0 TD, 0 FG)	<b>Points Off Turnovers Ratio</b> -31 (3 scored, 34 allowed)
	0 Takeaways 0 Points (0 TD, 0 FG)	

## TAKEAWAY/GIVEAWAY CHART

DATE	OPPONENT	+/- RATIO	COWBOYS TAKEAWAYS	POINTS OFF TAKEAWAYS	COWBOYS GIVEAWAYS	POINTS OFF GIVEAWAYS	POINTS OFF TO RATIO
9/8	at Cleveland	+2	2 (0 FUM, 2 INT)	3	0 (0 FUM, 0 INT)	0	+3
9/15	New Orleans	-1	1 (0 FUM, 1 INT)	0	2 (0 FUM, 2 INT)	7	-7
9/22	Baltimore	-1	0 (0 FUM, 0 INT)	0	1 (1 FUM, 0 INT)	0	0
9/26	at N.Y. Giants	+1	1 (0 FUM, 1 INT)	0	0 (0 FUM, 0 INT)	0	0
10/6	at Pittsburgh	-2	1 (1 FUM, 0 INT)	0	3 (1 FUM, 2 INT)	7	-7
10/13	Detroit	-5	0 (0 FUM, 0 INT)	0	5 (2 FUM, 3 INT)	13	-13
10/27	at San Francisco	-2	0 (0 FUM, 0 INT)	0	2 (0 FUM, 2 INT)	7	-7
11/3	at Atlanta	+1	1 (1 FUM, 0 INT)	0	0 (0 FUM, 0 INT)	0	0
11/10							
11/18							
11/24							
11/28							
12/09							
12/15							
12/22							
12/29							
01/05							
<b>TOTALS</b>		<b>-7</b>	<b>6 (2 FUM, 4 INT)</b>	<b>3</b>	<b>13 (4 FUM, 9 INT)</b>	<b>34</b>	<b>-31</b>



# TURNOVER ANALYSIS AND FIRST DOWNS

## FUMBLES

Player	<u>Fum-Lost</u>	
C. Lamb	1	- 1
R. Dowdle	1	- 0
J. Ferguson	2	- 0
C. Rush	1	- 0
K. Turpin	2	- 1
R. Flournoy	1	- 1
D. Prescott	4	- 1
<b>Total</b>	12	- 4
<b>Opponent</b>	9	- 2

## PLUS/MINUS TURNOVER RATIO

			+/-
First Quarter	0 Takeaways	3 Turnovers	-3
Second Quarter	2 Takeaways	3 Turnovers	-1
<b>First Half</b>	<b>2 Takeaways</b>	<b>6 Turnovers</b>	<b>-4</b>
Third Quarter	0 Takeaways	2 Turnovers	-2
Fourth Quarter	4 Takeaways	5 Turnovers	-1
Overtime	0 Takeaways	0 Turnovers	E
<b>Second Half</b>	<b>4 Takeaways</b>	<b>7 Turnovers</b>	<b>-3</b>
<b>Totals</b>	<b>6 Takeaways</b>	<b>13 Turnovers</b>	<b>-7</b>

## TAKE-AWAY BREAKDOWN

	<u>TAKE-AWAYS</u>			<u>POINTS OFF TAKE-AWAYS</u>					Pts./ Take-away
	INTs	Fum	Total	TDs	FGs	Tot. Scores	Tot. Pts	Scoring Pct.	
Cowboys	4	2	6	0	0	0	0	0.0	0.0
Opponents	9	3	12	4	2	6	34	50.0%	2.8

## FIRST DOWNS EARNED

Total First Downs (First downs on third and fourth downs)

No Player	<u>Rushing</u>	<u>Receiving</u>	<u>Passing</u>	<u>Total</u>
4 D. Prescott	4 (1)		84 (24)	88 (24)
88 C. Lamb	3	27 (6)		30 (5)
23 R. Dowdle	19 (4)	9		28 (4)
1 J. Tolbert		16 (5)		16 (5)
10 C. Rush	2 (1)		11 (6)	13 (7)
87 J. Ferguson		13 (3)		13 (3)
15 E. Elliott	9 (4)	2 (1)		11 (5)
9 K. Turpin	1 (1)	8 (6)		9 (6)
40 H. Luepke	4 (4)	5 (3)		9 (6)
3 B. Cooks		6 (5)		6 (5)
83 J. Brooks		3 (1)		3 (1)
86 L. Schoonmaker		3		3
20 D. Cook		1		1
80 R. Flournoy		1		1
89 B. Spann-Ford		1		1
<b>Totals</b>	<b>42 (14)</b>	<b>95 (30)</b>	<b>95 (30)</b>	<b>--</b>

Note - One awarded to the passer and receiver on a pass completion

# THIRD DOWN EFFICIENCY

## COWBOYS

Date	Opponent	3rd & 1	3rd & 2	3rd & 3	3rd & 4	3rd & 5	3rd & 6	3rd & 7	3rd & 8	3rd & 9	3rd & 10+	Total
9/8	at Cleveland	2 / 2	0 / 0	1 / 1	0 / 0	1 / 2	0 / 2	0 / 3	0 / 0	0 / 0	0 / 4	4 / 14
9/15	New Orleans	1 / 1	1 / 1	0 / 1	0 / 1	0 / 0	2 / 2	1 / 1	0 / 1	0 / 0	1 / 5	6 / 13
9/22	Baltimore	1 / 1	1 / 1	0 / 0	3 / 3	1 / 1	0 / 0	0 / 1	0 / 0	0 / 1	1 / 5	7 / 13
9/26	at N.Y. Giants	1 / 1	0 / 0	2 / 2	0 / 0	0 / 2	0 / 0	0 / 1	0 / 0	0 / 0	0 / 4	3 / 10
10/6	at Pittsburgh	3 / 4	0 / 0	0 / 0	1 / 2	2 / 3	1 / 2	0 / 0	0 / 0	1 / 1	1 / 3	9 / 15
10/13	Detroit	1 / 1	0 / 0	0 / 0	0 / 0	0 / 3	1 / 4	0 / 0	0 / 1	1 / 1	0 / 3	3 / 13
10/27	at San Francisco	0 / 0	0 / 0	0 / 1	2 / 4	0 / 2	0 / 0	0 / 1	0 / 0	1 / 1	1 / 3	4 / 12
11/3	at Atlanta	1 / 2	1 / 1	0 / 0	0 / 0	1 / 3	0 / 0	0 / 2	0 / 0	0 / 1	0 / 4	3 / 13
11/10	Philadelphia											
11/18	Houston											
11/24	at Washington											
11/28	N.Y. Giants											
12/9	Cincinnati											
12/15	at Carolina											
12/22	Tampa Bay											
12/29	at Philadelphia											
1/5	Washington											
<b>TOTALS</b>		<b>10 / 12</b>	<b>3 / 3</b>	<b>3 / 5</b>	<b>6 / 10</b>	<b>5 / 16</b>	<b>4 / 10</b>	<b>1 / 9</b>	<b>0 / 2</b>	<b>3 / 5</b>	<b>4 / 31</b>	<b>39 / 103</b>
		<b>83.3%</b>	<b>100.0%</b>	<b>60.0%</b>	<b>60.0%</b>	<b>31.3%</b>	<b>40.0%</b>	<b>11.1%</b>	<b>0.0%</b>	<b>60.0%</b>	<b>12.9%</b>	<b>37.9%</b>
		<b>3RD &amp; 1-3: 16 / 20 = 80.0%</b>			<b>3RD &amp; 4-6: 15 / 36 = 41.7%</b>			<b>3RD &amp; 7-10+: 8 / 47 = 17.0%</b>				

## OPPONENT

Date	Opponent	3rd & 1	3rd & 2	3rd & 3	3rd & 4	3rd & 5	3rd & 6	3rd & 7	3rd & 8	3rd & 9	3rd & 10+	Total
9/8	at Cleveland	0 / 0	0 / 0	0 / 0	0 / 1	0 / 0	1 / 2	0 / 2	0 / 1	0 / 1	1 / 8	2 / 15
9/15	New Orleans	0 / 0	3 / 3	1 / 1	0 / 0	0 / 0	1 / 1	0 / 1	0 / 0	0 / 0	0 / 2	5 / 8
9/22	Baltimore	1 / 2	1 / 1	0 / 1	0 / 0	1 / 2	1 / 1	0 / 0	0 / 1	0 / 0	0 / 1	4 / 9
9/26	at N.Y. Giants	0 / 0	0 / 0	2 / 2	1 / 3	0 / 0	0 / 1	0 / 0	1 / 3	1 / 2	0 / 5	5 / 16
10/6	at Pittsburgh	1 / 3	2 / 2	0 / 0	0 / 1	0 / 2	0 / 1	0 / 0	0 / 2	0 / 0	0 / 1	3 / 12
10/13	Detroit	1 / 1	0 / 0	0 / 0	0 / 0	2 / 2	0 / 1	0 / 0	1 / 2	0 / 2	0 / 2	4 / 10
10/27	at San Francisco	1 / 2	3 / 3	1 / 1	0 / 1	0 / 0	1 / 3	2 / 2	0 / 0	0 / 0	0 / 4	8 / 16
11/3	at Atlanta	1 / 1	0 / 0	0 / 1	1 / 1	1 / 2	0 / 1	0 / 1	1 / 2	0 / 1	0 / 3	4 / 13
11/10	Philadelphia											
11/18	Houston											
11/24	at Washington											
11/28	N.Y. Giants											
12/9	Cincinnati											
12/15	at Carolina											
12/22	Tampa Bay											
12/29	at Philadelphia											
1/5	Washington											
<b>TOTALS</b>		<b>5 / 9</b>	<b>9 / 9</b>	<b>4 / 6</b>	<b>2 / 7</b>	<b>4 / 8</b>	<b>4 / 11</b>	<b>2 / 6</b>	<b>3 / 11</b>	<b>1 / 6</b>	<b>1 / 26</b>	<b>35 / 99</b>
		<b>55.6%</b>	<b>100.0%</b>	<b>66.7%</b>	<b>28.6%</b>	<b>50.0%</b>	<b>36.4%</b>	<b>33.3%</b>	<b>27.3%</b>	<b>16.7%</b>	<b>3.8%</b>	<b>35.4%</b>
		<b>3RD &amp; 1-3: 18 / 24 = 75.0%</b>			<b>3RD &amp; 4-6: 10 / 26 = 38.5%</b>			<b>3RD &amp; 7-10+: 7 / 49 = 14.3%</b>				

## FOURTH DOWN EFFICIENCY

Date	Opponent	COWBOYS						OPPONENT					
		4th & 1	4th & 2	4th & 3	4th & 4	4th & 5+	Total	4th & 1	4th & 2	4th & 3	4th & 4	4th & 5+	Total
9/8	at Cleveland	0 / 0	0 / 0	0 / 0	0 / 0	0 / 0	0 / 0	1 / 1	0 / 0	0 / 0	1 / 2	1 / 2	3 / 5
9/15	New Orleans	1 / 1	0 / 0	0 / 0	0 / 1	0 / 1	1 / 3	0 / 0	0 / 0	0 / 0	0 / 0	0 / 0	0 / 0
9/22	Baltimore	0 / 0	0 / 0	0 / 0	0 / 0	0 / 1	0 / 1	0 / 0	0 / 0	0 / 0	0 / 0	0 / 0	0 / 0
9/26	at N.Y. Giants	1 / 1	0 / 0	0 / 0	0 / 0	0 / 0	1 / 1	2 / 2	0 / 0	1 / 1	0 / 0	0 / 1	3 / 4
10/6	at Pittsburgh	0 / 0	0 / 0	0 / 0	1 / 1	0 / 0	1 / 1	2 / 2	0 / 0	0 / 0	0 / 0	0 / 0	2 / 2
10/13	Detroit	0 / 0	0 / 1	0 / 0	0 / 0	1 / 3	1 / 4	0 / 0	1 / 1	0 / 1	0 / 0	0 / 0	1 / 2
10/27	at San Francisco	0 / 0	0 / 0	0 / 0	1 / 1	0 / 1	1 / 2	0 / 0	0 / 0	0 / 1	0 / 0	0 / 0	0 / 1
11/3	at Atlanta	0 / 1	0 / 1	0 / 0	0 / 0	1 / 3	1 / 5	0 / 0	0 / 0	1 / 1	1 / 1	0 / 0	2 / 2
11/10	Philadelphia												
11/18	Houston												
11/24	at Washington												
11/28	N.Y. Giants												
12/9	Cincinnati												
12/15	at Carolina												
12/22	Tampa Bay												
12/29	at Philadelphia												
1/5	Washington												
	<b>TOTALS</b>	<b>2 / 3</b>	<b>0 / 2</b>	<b>0 / 0</b>	<b>2 / 3</b>	<b>2 / 9</b>	<b>6 / 17</b>	<b>5 / 5</b>	<b>1 / 1</b>	<b>2 / 4</b>	<b>2 / 3</b>	<b>1 / 3</b>	<b>11 / 16</b>
		<b>66.7%</b>	<b>0.0%</b>	<b>0.0%</b>	<b>66.7%</b>	<b>22.2%</b>	<b>35.3%</b>	<b>100.0%</b>	<b>100.0%</b>	<b>50.0%</b>	<b>66.7%</b>	<b>33.3%</b>	<b>68.8%</b>

# TIME SPENT AND QB DRIVECHART

## TIME SPENT

	Opponent	Time Tied	Pct Tied	Time Lead	Pct Lead	Time Behind	Pct Behind	Tot Time
9/8	@ Cleveland	5:37	9.4	51:55	86.5	2:28	4.1	60:00
9/15	New Orleans	4:06	6.8	0:00	0.0	55:54	93.2	60:00
9/22	Baltimore	5:18	8.8	0:00	0.0	54:42	91.2	60:00
9/26	@ N.Y. Giants	5:53	9.8	47:12	78.7	6:55	11.5	60:00
10/6	@ Pittsburgh	16:02	26.7	26:26	44.1	17:32	29.2	60:00
10/13	Detroit	3:36	6.0	2:11	3.6	54:13	90.4	60:00
10/27	@ San Francisco	7:41	12.8	12:58	21.6	39:21	65.6	60:00
11/3	@ Atlanta	5:24	9.0	4:09	6.9	50:27	84.1	60:00
11/10	Philadelphia							
11/18	Houston							
11/24	@ Washington							
11/28	N.Y. Giants							
12/9	Cincinnati							
12/15	@ Carolina							
12/22	Tampa Bay							
12/29	Philadelphia							
1/4-5/25	Washington							
<b>Total</b>		<b>53:37</b>	<b>11.2</b>	<b>144:51</b>	<b>30.2</b>	<b>281:32</b>	<b>58.7</b>	<b>480:00</b>
<b>Average/Game</b>		<b>6:42</b>		<b>18:06</b>		<b>35:12</b>		

## QUARTERBACK DRIVE CHART

	Tot. Drives	TD	FG	Miss FG	Blk FG	Punt	Blk Punt	Downs	Fum	Int	Safety	Game/ Half	Tot Pts.	Score Pct	Pts/ Poss
D. Prescott	80	14	20	1	1	22	0	8	3	8	0	3	158	42.5	2.0
C. Rush	7	1	0	0	0	2	0	1	1	1	0	1	7	14.3	1.0
Cowboys Tot.	87	15	20	1	1	24	0	9	4	9	0	4	165	40.2	1.9
Opp. Totals	90	26	15	1	0	27	0	5	2	4	0	9	227	45.6	2.5

# DRIVE EFFICIENCY

## COWBOYS

DATE	OPPONENT	POSS	TD	PAT	2-PT	M-2PT	FG	FGA	MFG	BK-FG	PUNT	INT	FUM	SAF	DWNS	HF	GM	PTS	TD%	SCORE%	PTS/POSS
9/8	at Cleveland	14	2	3	0	0	4	4	0	0	6	0	0	0	0	1	1	26	14.3	42.9	1.9
9/15	New Orleans	10	1	1	0	0	4	4	0	0	1	2	0	0	2	0	0	19	10.0	50.0	1.9
9/22	Baltimore	11	3	1	2	0	2	2	0	0	4	0	1	0	1	0	0	25	27.3	45.5	2.3
9/26	at N.Y. Giants	9	2	2	0	0	2	3	1	0	3	0	0	0	0	0	1	20	22.2	44.4	2.2
10/6	at Pittsburgh	9	2	2	0	0	2	3	1	1	1	2	1	0	0	0	0	20	22.2	44.4	2.2
10/13	Detroit	11	0	0	0	0	3	3	0	0	2	3	2	0	1	0	0	9	0.0	27.3	0.8
10/27	at San Francisco	12	3	3	0	0	1	1	0	0	4	2	0	0	1	1	0	24	25.0	33.3	2.0
11/3	at Atlanta	11	2	2	1	1	2	2	0	0	3	0	0	0	4	0	0	21	18.2	36.4	1.9
11/10	Philadelphia																				
11/18	Houston																				
11/24	at Washington																				
11/28	N.Y. Giants																				
12/9	Cincinnati																				
12/15	at Carolina																				
12/22	Tampa Bay																				
12/29	at Philadelphia																				
1/5	Washington																				
<b>2024 TOTALS</b>		<b>87</b>	<b>15</b>	<b>14</b>	<b>3</b>	<b>1</b>	<b>20</b>	<b>22</b>	<b>2</b>	<b>1</b>	<b>24</b>	<b>9</b>	<b>4</b>	<b>0</b>	<b>9</b>	<b>2</b>	<b>2</b>	<b>164</b>	<b>17.2</b>	<b>40.2</b>	<b>1.9</b>

## OPPONENT

DATE	OPPONENT	POSS	TD	PAT	2-PT	M-2PT	FG	FGA	MFG	BK-FG	PUNT	INT	FUM	SAF	DWNS	HF	GM	PTS	TD%	SCORE%	PTS/POSS
9/8	at Cleveland	14	2	2	0	0	1	1	0	0	7	2	0	0	2	0	0	17	14.3	21.4	1.2
9/15	New Orleans	10	6	5	0	0	1	1	0	0	1	1	0	0	0	0	1	44	60.0	70.0	4.4
9/22	Baltimore	11	4	4	0	0	0	1	1	0	4	0	0	0	0	1	1	28	36.4	36.4	2.5
9/26	at N.Y. Giants	9	0	0	0	0	5	5	0	0	1	1	0	0	1	1	0	15	0.0	55.6	1.7
10/6	at Pittsburgh	10	2	2	0	0	1	1	0	0	5	0	1	0	0	1	0	17	20.0	30.0	1.7
10/13	Detroit	12	5	5	0	0	4	4	0	0	0	0	0	0	1	1	1	47	41.7	75.0	3.9
10/27	at San Francisco	12	3	3	0	0	3	3	0	0	4	0	0	0	1	0	1	30	25.0	50.0	2.5
11/3	at Atlanta	11	4	3	1	0	0	0	0	0	5	0	1	0	0	0	1	27	36.4	36.4	2.5
11/10	Philadelphia																				
11/18	Houston																				
11/24	at Washington																				
11/28	N.Y. Giants																				
12/9	Cincinnati																				
12/15	at Carolina																				
12/22	Tampa Bay																				
12/29	at Philadelphia																				
1/5	Washington																				
<b>2024 TOTALS</b>		<b>89</b>	<b>26</b>	<b>24</b>	<b>1</b>	<b>0</b>	<b>15</b>	<b>16</b>	<b>1</b>	<b>0</b>	<b>27</b>	<b>4</b>	<b>2</b>	<b>0</b>	<b>5</b>	<b>4</b>	<b>5</b>	<b>225</b>	<b>29.2</b>	<b>46.1</b>	<b>2.5</b>



# OPENING DRIVES

		COWBOYS								OPPONENT							
		FIRST HALF				SECOND HALF				FIRST HALF				SECOND HALF			
DATE	OPPONENT	PLAYS	YDS	TIME	RESULT	PLAYS	YDS	TIME	RESULT	PLAYS	YDS	TIME	RESULT	PLAYS	YDS	TIME	RESULT
09/08	at Browns	3	-1	2:21	Punt	3	3	0:55	Punt	6	13	3:16	FG	3	-14	2:01	Punt
09/15	Saints	13	45	6:36	FG	10	51	5:55	FG	7	80	4:10	TD	13	70	7:56	TD
09/22	Ravens	7	13	2:57	Punt	8	23	4:06	Punt	5	71	2:27	TD	5	70	3:02	TD
09/26	at Giants	3	5	1:14	Punt	8	28	3:36	FG	8	51	4:43	FG	11	77	6:18	FG
10/06	at Steelers	6	21	2:25	FG	8	50	3:06	Blocked FG, Downs	11	52	5:02	FG	6	72	3:10	TD
10/13	Lions	9	54	3:39	FG	10	39	3:47	FG	5	70	2:15	TD	5	70	2:25	TD
10/27	at 49ers	5	16	3:16	Punt	3	6	1:27	INT	7	55	4:30	FG	5	60	2:03	TD
11/03	at Falcons	7	59	3:32	FG	4	8	1:50	Downs	4	2	1:56	Punt	5	38	2:47	TD

# SCORING DRIVE LENGTH

## DALLAS

Opponent	<10 Yards			10-19 Yards			20-29 Yards			30-39 Yards			40-49 Yards			50-59 Yards			60-69 Yards			70-79 Yards			80-89 Yards			90+ Yards			TOTAL					
	TD	FG	Tot	TD	FG	Tot	TD	FG	Tot	TD	FG	Tot	TD	FG	Tot	TD	FG	Tot	TD	FG	Tot	TD	FG	Tot	TD	FG	Tot	TD	FG	Tot	TD	FG	Tot			
@ Cleveland	0	2	2	0	2	2	0	0	0	0	0	0	0	0	0	0	0	0	0	0	0	0	0	0	2	0	2	0	0	0	0	0	0	2	4	6
New Orleans	0	0	0	0	0	0	0	0	0	0	0	0	0	3	0	0	1	0	0	0	0	0	0	0	1	0	0	0	0	0	0	0	0	1	4	5
Baltimore	0	0	0	0	0	0	0	1	0	0	1	0	0	0	0	1	0	0	1	0	0	0	0	0	0	0	0	0	0	0	1	0	0	3	2	5
@ N.Y. Giants	0	0	0	0	0	0	0	1	0	0	0	0	0	1	0	0	0	0	0	0	0	0	0	0	2	0	0	0	0	0	0	0	0	2	2	4
@ Pittsburgh	0	0	0	0	0	0	0	1	1	0	0	0	0	0	0	0	1	1	0	0	0	0	0	0	1	0	1	0	0	0	1	0	1	2	2	4
Detroit	0	1	1	0	0	0	0	0	0	0	1	1	0	0	0	0	1	1	0	0	0	0	0	0	0	0	0	0	0	0	0	0	0	0	3	3
@ San Francisco	0	0	0	0	0	0	0	0	0	0	0	0	0	1	1	0	0	0	1	0	1	2	0	2	0	0	0	0	0	0	0	0	0	3	1	4
@ Atlanta	0	0	0	0	0	0	0	1	1	0	0	0	0	0	0	0	1	1	0	0	0	1	0	1	1	0	1	1	0	1	0	0	0	2	2	4
Philadelphia																																				
Houston																																				
@ Washington																																				
N.Y. Giants																																				
Cincinnati																																				
@ Carolina																																				
Tampa Bay																																				
@ Philadelphia																																				
Washington																																				
<b>TOTALS</b>	<b>0</b>	<b>3</b>	<b>3</b>	<b>0</b>	<b>2</b>	<b>2</b>	<b>0</b>	<b>4</b>	<b>2</b>	<b>0</b>	<b>2</b>	<b>1</b>	<b>0</b>	<b>5</b>	<b>1</b>	<b>1</b>	<b>4</b>	<b>3</b>	<b>2</b>	<b>0</b>	<b>1</b>	<b>9</b>	<b>0</b>	<b>6</b>	<b>1</b>	<b>0</b>	<b>1</b>	<b>2</b>	<b>0</b>	<b>1</b>	<b>15</b>	<b>20</b>	<b>35</b>			

## OPPONENTS

Opponent	<10 Yards			10-19 Yards			20-29 Yards			30-39 Yards			40-49 Yards			50-59 Yards			60-69 Yards			70-79 Yards			80-89 Yards			90+ Yards			TOTAL					
	TD	FG	Tot	TD	FG	Tot	TD	FG	Tot	TD	FG	Tot	TD	FG	Tot	TD	FG	Tot	TD	FG	Tot	TD	FG	Tot	TD	FG	Tot	TD	FG	Tot	TD	FG	Tot			
@ Cleveland	0	0	0	0	1	1	0	0	0	0	0	0	0	0	0	0	0	0	1	0	1	1	0	1	0	0	0	0	0	0	0	0	0	2	1	3
New Orleans	0	1	0	0	0	0	1	0	0	0	0	0	0	0	0	0	0	0	0	0	0	0	0	0	4	0	0	1	0	0	0	0	0	6	1	7
Baltimore	0	0	0	0	0	0	0	0	0	0	0	0	0	0	0	0	0	0	0	0	0	3	0	0	1	0	0	0	0	0	0	0	0	4	0	4
@ N.Y. Giants	0	0	0	0	0	0	0	1	0	0	0	0	0	0	0	0	3	0	0	0	0	0	0	0	0	1	0	0	0	0	0	0	0	0	5	5
@ Pittsburgh	0	0	0	0	0	0	0	0	0	0	0	0	0	0	0	0	1	1	1	0	1	1	0	1	0	0	0	0	0	0	0	0	0	2	1	3
Detroit	1	0	1	0	0	0	0	0	0	1	1	2	0	1	1	0	2	2	1	0	1	2	0	2	0	0	0	0	0	0	0	0	0	5	4	9
@ San Francisco	0	0	0	0	0	0	0	0	0	1	1	2	0	1	1	0	1	1	1	0	1	1	0	1	0	0	0	0	0	0	3	3	6			
@ Atlanta	0	0	0	0	0	0	0	0	0	1	0	1	0	0	0	1	0	1	1	0	1	1	0	1	0	0	0	0	0	0	0	0	0	4	0	4
Philadelphia																																				
Houston																																				
@ Washington																																				
N.Y. Giants																																				
Cincinnati																																				
@ Carolina																																				
Tampa Bay																																				
@ Philadelphia																																				
Washington																																				
<b>TOTALS</b>	<b>1</b>	<b>1</b>	<b>1</b>	<b>0</b>	<b>1</b>	<b>1</b>	<b>1</b>	<b>1</b>	<b>0</b>	<b>3</b>	<b>2</b>	<b>5</b>	<b>0</b>	<b>2</b>	<b>2</b>	<b>1</b>	<b>7</b>	<b>5</b>	<b>5</b>	<b>0</b>	<b>5</b>	<b>13</b>	<b>1</b>	<b>6</b>	<b>2</b>	<b>0</b>	<b>0</b>	<b>0</b>	<b>0</b>	<b>0</b>	<b>26</b>	<b>15</b>	<b>41</b>			

# INSIDE THE 20

## COWBOYS

Date	Opponent	Pos	TD	PAT	2-Pt.	Miss		FG	FGA	Blk/		INT	Fum	Dwns	Drive Ends			Score		
						PAT				MFG					Half	Game	Pts	TD%	Pct.	Pts/Poss
9/8	at Cleveland	1	1	1	0	0	0	0	0	0	0	0	0	0	0	0	7	100.0	100.0	7.0
9/15	New Orleans	3	0	0	0	0	2	2	0	0	0	0	1	0	0	0	6	0.0	66.7	2.0
9/22	Baltimore	4	3	1	0	0	0	0	0	0	0	1	0	0	0	0	19	75.0	75.0	4.8
9/26	at N.Y. Giants	1	1	1	0	0	0	0	0	0	0	0	0	0	0	0	7	100.0	100.0	7.0
10/6	at Pittsburgh	4	1	1	0	0	1	1	0	1	1	1	0	0	0	0	10	25.0	50.0	2.5
10/13	Detroit	3	0	0	0	0	1	1	0	2	0	0	0	0	0	0	3	0.0	33.3	1.0
10/27	at San Francisco	3	2	2	0	0	1	1	0	0	0	0	0	0	0	0	17	66.7	100.0	5.7
11/3	at Atlanta	3	2	1	1	0	1	1	0	0	0	0	0	0	0	0	18	66.7	100.0	6.0
11/10	Philadelphia																			
11/18	Houston																			
11/24	at Washington																			
11/28	N.Y. Giants																			
12/9	Cincinnati																			
12/15	at Carolina																			
12/22	Tampa Bay																			
12/29	at Philadelphia																			
1/5	Washington																			
<b>TOTALS</b>		<b>22</b>	<b>10</b>	<b>7</b>	<b>1</b>	<b>0</b>	<b>6</b>	<b>6</b>	<b>0</b>	<b>3</b>	<b>2</b>	<b>1</b>	<b>0</b>	<b>0</b>	<b>0</b>	<b>87</b>	<b>45.5</b>	<b>72.7</b>	<b>4.0</b>	

## OPPONENT

Date	Opponent	Pos	TD	PAT	2-Pt.	Miss		FG	FGA	Blk/		INT	Fum	Dwns	Drive Ends			Score		
						PAT				MFG					Half	Game	Pts	TD%	Pct.	Pts/Poss
9/8	at Cleveland	2	2	2	0	0	0	0	0	0	0	0	0	0	0	0	14	100.0	100.0	7.0
9/15	New Orleans	5	4	3	0	1	1	1	0	0	0	0	0	0	0	0	30	80.0	100.0	6.0
9/22	Baltimore	3	3	3	0	0	0	0	0	0	0	0	0	0	0	0	21	100.0	100.0	7.0
9/26	at N.Y. Giants	2	0	0	0	0	2	2	0	0	0	0	0	0	0	0	6	0.0	100.0	3.0
10/6	at Pittsburgh	2	2	2	0	0	0	0	0	0	0	0	0	0	0	0	14	100.0	100.0	7.0
10/13	Detroit	5	3	3	0	0	2	2	0	0	0	0	0	0	0	0	27	60.0	100.0	5.4
10/27	at San Francisco	4	3	3	0	0	0	0	0	0	0	0	0	0	1	0	21	75.0	75.0	5.3
11/3	at Atlanta	3	3	2	0	0	0	0	0	0	0	0	0	0	0	0	20	100.0	100.0	6.7
11/10	Philadelphia																			
11/18	Houston																			
11/24	at Washington																			
11/28	N.Y. Giants																			
12/9	Cincinnati																			
12/15	at Carolina																			
12/22	Tampa Bay																			
12/29	at Philadelphia																			
1/5	Washington																			
<b>TOTALS</b>		<b>26</b>	<b>20</b>	<b>18</b>	<b>0</b>	<b>1</b>	<b>5</b>	<b>5</b>	<b>0</b>	<b>0</b>	<b>0</b>	<b>0</b>	<b>0</b>	<b>0</b>	<b>0</b>	<b>1</b>	<b>153</b>	<b>76.9</b>	<b>96.2</b>	<b>5.9</b>

# GOAL TO GO

## COWBOYS

Date	Opponent	Pos	TD	PAT	2-Pt.	Miss		FG	FGA	Blk/ MFG		INT	Fum	Dwns	Drive Ends			Score		
						PAT				Half	Game				Pts	TD%	Pct.	Pts/Poss		
9/8	at Cleveland	1	1	1	0	0	0	0	0	0	0	0	0	0	0	7	100.0	100.0	7.0	
9/15	New Orleans	0	0	0	0	0	0	0	0	0	0	0	0	0	0	0	0.0	0.0	0.0	
9/22	Baltimore	2	1	0	0	0	0	0	0	0	0	1	0	0	0	6	50.0	50.0	3.0	
9/26	at N.Y. Giants	1	1	1	0	0	0	0	0	0	0	0	0	0	0	7	100.0	100.0	7.0	
10/6	at Pittsburgh	1	1	1	0	0	0	0	0	0	0	0	0	0	0	7	100.0	100.0	7.0	
10/13	Detroit	1	0	0	0	0	0	0	0	0	1	0	0	0	0	0	0.0	0.0	0.0	
10/27	at San Francisco	2	2	2	0	0	0	0	0	0	0	0	0	0	0	14	100.0	100.0	7.0	
11/3	at Atlanta	2	2	1	1	0	0	0	0	0	0	0	0	0	0	15	100.0	100.0	7.5	
11/10	Philadelphia																			
11/18	Houston																			
11/24	at Washington																			
11/28	N.Y. Giants																			
12/9	Cincinnati																			
12/15	at Carolina																			
12/22	Tampa Bay																			
12/29	at Philadelphia																			
1/5	Washington																			
<b>TOTALS</b>		<b>10</b>	<b>8</b>	<b>6</b>	<b>1</b>	<b>0</b>	<b>0</b>	<b>0</b>	<b>0</b>	<b>0</b>	<b>1</b>	<b>1</b>	<b>0</b>	<b>0</b>	<b>0</b>	<b>56</b>	<b>80.0</b>	<b>80.0</b>	<b>5.6</b>	

## OPPONENT

Date	Opponent	Pos	TD	PAT	2-Pt.	Miss		FG	FGA	Blk/ MFG		INT	Fum	Dwns	Drive Ends			Score		
						PAT				Half	Game				Pts	TD%	Pct.	Pts/Poss		
9/8	at Cleveland	2	2	2	0	0	0	0	0	0	0	0	0	0	0	14	100.0	100.0	7.0	
9/15	New Orleans	3	3	2	0	1	0	0	0	0	0	0	0	0	0	20	100.0	100.0	6.7	
9/22	Baltimore	2	2	2	0	0	0	0	0	0	0	0	0	0	0	14	100.0	100.0	7.0	
9/26	at N.Y. Giants	1	0	0	0	0	1	1	0	0	0	0	0	0	0	3	0.0	100.0	3.0	
10/6	at Pittsburgh	1	1	1	0	0	0	0	0	0	0	0	0	0	0	7	100.0	100.0	7.0	
10/13	Detroit	3	2	2	0	0	1	1	0	0	0	0	0	0	0	17	66.7	100.0	5.7	
10/27	at San Francisco	4	3	3	0	0	0	0	0	0	0	0	0	0	1	21	75.0	75.0	5.3	
11/3	at Atlanta	2	2	2	0	0	0	0	0	0	0	0	0	0	0	14	100.0	100.0	7.0	
11/10	Philadelphia																			
11/18	Houston																			
11/24	at Washington																			
11/28	N.Y. Giants																			
12/9	Cincinnati																			
12/15	at Carolina																			
12/22	Tampa Bay																			
12/29	at Philadelphia																			
1/5	Washington																			
<b>TOTALS</b>		<b>18</b>	<b>15</b>	<b>14</b>	<b>0</b>	<b>1</b>	<b>2</b>	<b>2</b>	<b>0</b>	<b>0</b>	<b>0</b>	<b>0</b>	<b>0</b>	<b>0</b>	<b>1</b>	<b>110</b>	<b>83.3</b>	<b>94.4</b>	<b>6.1</b>	

## RUSHES/COMPLETIONS CHART

### 2024 REGULAR SEASON COWBOYS ADVANCES

DATE	OPPONENT	RUSHES	COMPLETIONS	ADVANCES	OUTCOME
9/8	at Cleveland	25	19	44	W 33-17
9/15	New Orleans	21	28	49	L 44-19
9/22	Baltimore	16	28	44	L 28-25
9/26	at N.Y. Giants	23	22	45	W 20-15
10/6	at Pittsburgh	31	29	60	W 20-17
10/13	Detroit	17	25	42	L 47-9
10/27	at San Francisco	19	25	44	L 30-24
11/3	at Atlanta	21	31	52	L 27-21
11/10	Philadelphia				
11/18	Houston				
11/24	at Washington				
11/28	N.Y. Giants				
12/9	Cincinnati				
12/15	at Carolina				
12/22	Tampa Bay				
12/29	at Philadelphia				
1/5	Washington				
<b>TOTALS</b>		<b>173</b>	<b>207</b>	<b>380</b>	

### 2024 REGULAR SEASON OPPONENT ADVANCES

DATE	OPPONENT	RUSHES	COMPLETIONS	ADVANCES	OUTCOME
9/8	at Cleveland	19	24	43	W 33-17
9/15	New Orleans	39	11	50	L 44-19
9/22	Baltimore	45	12	57	L 28-25
9/26	at N.Y. Giants	24	29	53	W 20-15
10/6	at Pittsburgh	26	16	42	W 20-17
10/13	Detroit	36	19	55	L 47-9
10/27	at San Francisco	36	18	54	L 30-24
11/3	at Atlanta	30	19	49	L 27-21
11/10	Philadelphia				
11/18	Houston				
11/24	at Washington				
11/28	N.Y. Giants				
12/9	Cincinnati				
12/15	at Carolina				
12/22	Tampa Bay				
12/29	at Philadelphia				
1/5	Washington				
<b>TOTALS</b>		<b>255</b>	<b>148</b>	<b>403</b>	

#### COWBOYS RECORD WHEN:

Having 45 or more advances	2 - 2
Having 50 or more advances	1 - 1
Having less than 45 advances	1 - 3
Having less than 50 advances	2 - 4
Allowing 45 or more advances	1 - 5
Allowing 50 or more advances	1 - 4
Allowing less than 45 advances	2 - 0
Allowing less than 50 advances	2 - 1

NOTE: Advances equal to all rushing attempts plus completions.



# QUARTER BY QUARTER ANALYSIS

## DALLAS

## OPPONENT

	1st Quarter																					
	1st				3rd Down				TOP		Penalties		1st				3rd Down		TOP		Penalties	
	Pts	Yds	Rush	Pass	Dwns	Md	Att	Pct	TOP	No.	Yds	Pts	Yds	Rush	Pass	Dwns	Md	Att	Pct	TOP	No.	Yds
@ Cle	7	110	32	78	5	2	4	50.0%	8:24	3	25	3	30	12	18	1	0	3	0.0%	6:36	5	25
NO	3	81	33	48	6	1	3	33.3%	10:41	1	10	14	150	15	135	5	1	1	100.0%	4:19	2	20
Bal	3	102	23	79	6	3	5	60.0%	8:41	3	19	14	141	55	86	7	1	1	100.0%	6:19	1	5
@ NYG	7	100	18	82	5	2	3	66.7%	8:11	3	25	3	73	16	57	2	2	3	66.7%	6:49	1	15
@ Pit	3	91	9	82	4	1	4	25.0%	8:07	4	25	3	44	28	16	5	1	3	33.3%	6:53	1	5
Det	3	107	9	98	6	1	3	33.3%	8:11	0	0	7	128	71	57	6	2	2	100.0%	6:49	2	10
@ SF	0	65	28	37	4	1	2	50.0%	8:36	2	15	3	96	19	77	2	1	3	33.3%	6:24	2	15
@ Atl	3	56	6	50	3	0	2	0.0%	5:41	1	10	7	113	35	78	6	1	3	33.3%	9:19	2	15
Phi																						
Hou																						
@ Was																						
NYG																						
Cin																						
@ Car																						
TB																						
@ Phi																						
Was																						
<b>Totals</b>	<b>29</b>	<b>712</b>	<b>158</b>	<b>554</b>	<b>39</b>	<b>11</b>	<b>26</b>	<b>42.3%</b>	<b>8:19</b>	<b>17</b>	<b>129</b>	<b>54</b>	<b>775</b>	<b>251</b>	<b>524</b>	<b>34</b>	<b>9</b>	<b>19</b>	<b>47.4%</b>	<b>6:41</b>	<b>16</b>	<b>110</b>

	2nd Quarter																					
	1st				3rd Down				TOP		Penalties		1st				3rd Down		TOP		Penalties	
	Pts	Yds	Rush	Pass	Dwns	Md	Att	Pct	TOP	No.	Yds	Pts	Yds	Rush	Pass	Dwns	Md	Att	Pct	TOP	No.	Yds
@ Cle	14	106	44	62	8	2	5	40.0%	11:32	1	5	0	24	11	13	0	0	3	0.0%	3:28	2	14
NO	10	145	14	131	9	3	4	75.0%	7:33	1	5	14	160	73	87	9	2	2	100.0%	7:27	1	5
Bal	3	67	9	58	2	1	3	33.3%	4:32	1	10	7	131	56	75	8	4	4	100.0%	10:28	2	10
@ NYG	7	85	11	74	3	0	2	0.0%	2:55	6	45	6	94	13	81	6	3	6	50.0%	12:05	2	10
@ Pit	3	111	14	97	4	1	2	50.0%	5:42	1	5	0	45	42	3	2	0	4	0.0%	9:18	4	30
Det	3	4	5	-1	0	0	4	0.0%	4:06	3	15	20	134	21	113	8	0	3	0.0%	10:54	0	0
@ SF	10	86	18	68	7	3	5	60.0%	8:24	1	5	3	118	51	67	5	1	4	25.0%	6:36	4	34
@ Atl	7	119	74	45	8	0	2	0.0%	8:31	2	10	7	68	10	58	3	1	4	25.0%	6:29	2	11
Phi																						
Hou																						
@ Was																						
NYG																						
Cin																						
@ Car																						
TB																						
@ Phi																						
Was																						
<b>Totals</b>	<b>57</b>	<b>723</b>	<b>189</b>	<b>534</b>	<b>41</b>	<b>10</b>	<b>27</b>	<b>37.0%</b>	<b>6:39</b>	<b>16</b>	<b>100</b>	<b>57</b>	<b>774</b>	<b>277</b>	<b>497</b>	<b>41</b>	<b>11</b>	<b>30</b>	<b>36.7%</b>	<b>8:21</b>	<b>17</b>	<b>114</b>

	3rd Quarter																					
	1st				3rd Down				TOP		Penalties		1st				3rd Down		TOP		Penalties	
	Pts	Yds	Rush	Pass	Dwns	Md	Att	Pct	TOP	No.	Yds	Pts	Yds	Rush	Pass	Dwns	Md	Att	Pct	TOP	No.	Yds
@ Cle	16	26	21	5	1	0	3	0.0%	4:41	3	20	7	71	12	59	6	2	5	40.0%	10:19	3	20
NO	3	87	21	66	3	2	3	66.7%	7:04	2	11	6	69	49	20	6	2	2	100.0%	7:56	1	5
Bal	0	52	11	41	6	0	1	0.0%	5:42	2	15	7	122	122	0	5	1	2	50.0%	9:18	7	60
@ NYG	3	48	24	24	2	0	2	0.0%	6:02	2	19	3	91	-3	94	5	0	2	0.0%	8:58	0	0
@ Pit	0	121	41	80	7	3	4	75.0%	10:29	4	35	7	83	5	78	5	0	1	0.0%	4:31	1	5
Det	3	53	2	51	4	1	3	33.3%	4:49	0	0	10	186	67	119	9	1	2	50.0%	10:11	4	28
@ SF	0	16	10	6	0	0	2	0.0%	3:08	2	5	21	167	64	103	10	5	5	100.0%	11:52	1	0
@ Atl	3	71	40	31	3	1	4	25.0%	8:42	4	25	7	66	39	27	4	1	2	50.0%	6:18	0	0
Phi																						
Hou																						
@ Was																						
NYG																						
Cin																						
@ Car																						
TB																						
@ Phi																						
Was																						
<b>Totals</b>	<b>28</b>	<b>474</b>	<b>170</b>	<b>304</b>	<b>26</b>	<b>7</b>	<b>22</b>	<b>31.8%</b>	<b>6:20</b>	<b>19</b>	<b>130</b>	<b>68</b>	<b>855</b>	<b>355</b>	<b>500</b>	<b>50</b>	<b>12</b>	<b>21</b>	<b>57.1%</b>	<b>8:40</b>	<b>17</b>	<b>118</b>

	4th Quarter/OT																					
	1st				3rd Down				TOP		Penalties		1st				3rd Down		TOP		Penalties	
	Pts	Yds	Rush	Pass	Dwns	Md	Att	Pct	TOP	No.	Yds	Pts	Yds	Rush	Pass	Dwns	Md	Att	Pct	TOP	No.	Yds
@ Cle	3	23	5	18	1	0	2	0.0%	4:29	4	35	7	105	58	47	8	0	4	0.0%	10:31	1	5
NO	0	40	0	40	2	0	3	0.0%	4:11	0	0	3	53	53	0	4	0	3	0.0%	10:49	1	10
Bal	19	191	4	187	12	3	4	75.0%	6:20	0	0	0	62	41	21	4	1	3	33.3%	8:40	3	30
@ NYG	3	60	27	33	4	1	3	33.3%	7:15	0	0	3	45	0	45	3	0	5	0.0%	7:45	1	10
@ Pit	14	122	45	77	10	4	5	80.0%	8:11	2	22	7	54	17	37	5	2	4	50.0%	6:49	2	10
Det	0	87	37	50	6	1	3	33.3%	8:11	1	15	10	44	25	19	4	1	3	33.3%	6:49	2	25
@ SF	14	125	0	125	7	0	3	0.0%	6:40	1	5	3	88	89	-1	2	1	4	25.0%	8:20	2	24
@ Atl	8	132	17	115	9	2	5	40.0%	7:46	2	10	6	63	16	47	4	1	4	25.0%	7:14	0	0
Phi																						
Hou																						
@ Was																						
NYG																						
Cin																						
@ Car																						
TB																						
@ Phi																						
Was																						
<b>Totals</b>	<b>61</b>	<b>780</b>	<b>135</b>	<b>645</b>	<b>51</b>	<b>11</b>	<b>28</b>	<b>39.3%</b>	<b>6:38</b>	<b>0:00</b>	<b>87</b>	<b>39</b>	<b>514</b>	<b>299</b>	<b>215</b>	<b>34</b>	<b>6</b>	<b>30</b>	<b>20.0%</b>	<b>8:22</b>	<b>12</b>	<b>114</b>

# HALF BY HALF ANALYSIS AND PENALTY BREAKDOWN

## HALF BY HALF ANALYSIS

	DALLAS											OPPONENT										
	1st Half											2nd Half/OT										
	Pts	Yds	Rush	Pass	1st Dwns	3rd Down			TOP	Penalties		Pts	Yds	Rush	Pass	1st Dwns	3rd Down			TOP	Penalties	
						Md	Att	Pct		No	Yds						Md	Att	Pct		No	Yds
@ Cle	20	216	76	140	13	4	9	44.4%	19:56	4	30	3	54	23	31	1	0	6	0.0%	10:04	7	39
NO	13	226	47	179	15	4	7	57.1%	18:14	2	15	28	310	88	222	14	3	3	#####	11:46	3	25
Bal	6	169	32	137	8	4	8	50.0%	13:13	4	29	21	272	111	161	15	5	5	#####	16:47	3	15
@ NYG	14	185	29	156	8	2	5	40.0%	11:06	9	70	9	167	29	138	8	5	9	55.6%	18:54	3	25
@ Pit	6	202	23	179	8	2	6	33.3%	13:49	5	30	3	89	70	19	7	1	7	14.3%	16:11	5	35
Det	6	111	14	97	6	1	7	14.3%	12:17	3	15	27	262	92	170	14	2	5	40.0%	17:43	2	10
@ SF	10	151	46	105	11	4	7	57.1%	17:00	3	20	6	214	70	144	7	2	7	28.6%	13:00	6	49
@ Atl	10	175	80	95	11	0	4	0.0%	14:12	3	20	14	181	45	136	9	2	7	28.6%	15:48	4	26
Phi																						
Hou																						
@ Was																						
NYG																						
Cin																						
@ Car																						
TB																						
@ Phi																						
Was																						
<b>Totals</b>	<b>86</b>	<b>1,435</b>	<b>347</b>	<b>1,088</b>	<b>80</b>	<b>21</b>	<b>53</b>	<b>39.6%</b>	<b>14:58</b>	<b>33</b>	<b>229</b>	<b>111</b>	<b>1,549</b>	<b>528</b>	<b>1,021</b>	<b>41</b>	<b>20</b>	<b>49</b>	<b>40.8</b>	<b>15:02</b>	<b>33</b>	<b>224</b>

	DALLAS											OPPONENT										
	1st Half											2nd Half/OT										
	Pts	Yds	Rush	Pass	1st Dwns	3rd Down			TOP	Penalties		Pts	Yds	Rush	Pass	1st Dwns	3rd Down			TOP	Penalties	
						Md	Att	Pct		No	Yds						Md	Att	Pct		No	Yds
@ Cle	19	49	26	23	2	0	5	0.0%	9:10	7	55	14	176	70	106	14	2	9	22.2%	20:50	4	25
NO	3	127	21	106	5	2	6	33.3%	11:15	2	11	9	122	102	20	10	2	5	40.0%	18:45	2	15
Bal	19	243	15	228	18	3	5	60.0%	12:02	2	15	7	184	163	21	9	2	5	40.0%	17:58	10	90
@ NYG	6	108	51	57	6	1	5	20.0%	13:17	2	19	6	136	-3	139	8	0	7	0.0%	16:43	1	10
@ Pit	14	243	86	157	17	7	9	77.8%	18:40	6	57	14	137	22	115	10	2	5	40.0%	11:20	3	15
Det	3	140	39	101	10	2	6	33.3%	13:00	1	15	20	230	92	138	13	2	5	40.0%	17:00	6	53
@ SF	14	141	10	131	7	0	5	0.0%	9:48	3	10	24	255	153	102	12	6	9	66.7%	20:12	3	24
@ Atl	11	203	57	146	12	3	9	33.3%	16:28	6	35	13	129	55	74	8	2	6	33.3%	13:32	0	0
Phi																						
Hou																						
@ Was																						
NYG																						
Cin																						
@ Car																						
TB																						
@ Phi																						
Was																						
<b>Totals</b>	<b>89</b>	<b>1254</b>	<b>305</b>	<b>949</b>	<b>77</b>	<b>18</b>	<b>50</b>	<b>36.0%</b>	<b>12:58</b>	<b>23</b>	<b>217</b>	<b>107</b>	<b>1369</b>	<b>654</b>	<b>715</b>	<b>84</b>	<b>18</b>	<b>51</b>	<b>35.3%</b>	<b>17:02</b>	<b>29</b>	<b>232</b>

## PENALTY BREAKDOWN

	DALLAS						OPPONENT							
	Off. Pen	Pen. Yds	Def. Pen.	Pen. Yds	Spec. Tms Pen.	Tot. Tms Yds.	Off. Pen	Pen. Yds	Def. Pen.	Pen. Yds	Spec. Tms Pen.	Tot. Tms Yds.		
9/8 @Cle	7	55	3	25	1	5	8	50	2	9	1	5	11	64
9/15 NO	3	20	1	6	0	0	2	15	2	10	1	15	5	40
9/22 Bal	5	34	0	0	1	10	5	35	6	50	2	20	13	105
9/26 @NYG	6	59	3	15	2	15	4	35	0	0	0	0	4	35
10/6 @Pit	6	45	5	42	0	0	3	15	2	20	3	15	8	50
10/13 Det	0	0	2	20	2	10	4	30	3	20	5	43	0	63
10/27 @SF	2	15	0	0	4	15	5	40	3	33	1	0	9	73
11/3 @Atl	8	45	0	0	1	10	3	25	1	1	0	0	4	26
11/10 Phi														
11/18 Hou														
11/24 @Was														
11/28 NYG														
12/9 Cin														
12/15 @Car														
12/22 TB														
12/29 @Phi														
1/4-5/25 Was														
<b>Totals</b>	<b>37</b>	<b>273</b>	<b>14</b>	<b>108</b>	<b>11</b>	<b>65</b>	<b>33</b>	<b>235</b>	<b>21</b>	<b>166</b>	<b>8</b>	<b>55</b>	<b>62</b>	<b>456</b>

# YARDS GAINED BY DOWN

		COWBOYS												OPPONENT											
		1ST DOWN			2ND DOWN			3RD DOWN			4TH DOWN			1ST DOWN			2ND DOWN			3RD DOWN			4TH DOWN		
Date	Opponent	Att	Yds	Avg	Att	Yds	Avg	Att	Yds	Avg	Att	Yds	Avg	Att	Yds	Avg	Att	Yds	Avg	Att	Yds	Avg	Att	Yds	Avg
9/8	at Cleveland	27	102	3.8	19	123	6.5	14	52	3.7	0	0	0.0	26	65	2.5	24	93	3.9	15	47	3.1	5	25	5.0
9/15	New Orleans	29	169	5.8	21	89	4.2	13	91	7.0	3	4	1.3	28	217	7.8	20	159	8.0	8	56	7.0	0	0	0.0
9/22	Baltimore	33	148	4.5	23	154	6.7	13	110	8.5	1	0	0.0	30	212	7.1	21	191	9.1	9	53	5.9	0	0	0.0
9/26	at N.Y. Giants	21	132	6.3	19	115	6.1	10	40	4.0	1	6	6.0	25	138	5.5	20	53	2.7	16	103	6.4	4	13	3.3
10/6	at Pittsburgh	32	143	4.5	27	151	5.6	15	147	9.8	1	4	4.0	22	92	4.2	21	85	4.0	12	46	3.8	2	3	1.5
10/13	Detroit	26	104	4.0	22	91	4.1	13	37	2.8	4	19	4.8	34	283	8.3	20	121	6.1	10	95	9.5	2	-7	-3.5
10/27	at San Francisco	26	108	4.2	19	101	5.3	12	67	5.6	2	16	8.0	28	232	8.3	19	112	5.9	16	125	7.8	1	0	0.0
11/3	at Atlanta	31	180	5.8	25	154	6.2	13	25	1.9	4	19	4.8	24	177	7.4	17	46	2.7	13	44	3.4	2	46	23.0
11/10	Philadelphia																								
11/18	Houston																								
11/24	at Washington																								
11/28	N.Y. Giants																								
12/9	Cincinnati																								
12/15	at Carolina																								
12/22	Tampa Bay																								
12/29	at Philadelphia																								
1/5	Washington																								
<b>TOTALS</b>		<b>225</b>	<b>1,086</b>	<b>4.8</b>	<b>175</b>	<b>978</b>	<b>5.6</b>	<b>103</b>	<b>569</b>	<b>5.5</b>	<b>16</b>	<b>68</b>	<b>4.3</b>	<b>217</b>	<b>1,416</b>	<b>6.5</b>	<b>162</b>	<b>860</b>	<b>5.3</b>	<b>99</b>	<b>569</b>	<b>5.7</b>	<b>16</b>	<b>80</b>	<b>5.0</b>

# KICKOFFS AND REPLAYS

## KICKOFF ANALYSIS

	Total	Opp. Returns	TB	Opp. Return Yards	Opp. Avg. Return	Opp. Avg. Starting Yard Line	Opp. Starts Inside 10	Opp. Returns over 20 yards
Aubrey	39	20	17	512	25.6	28.9	0	17
<b>Tot.</b>	39	20	17	512	25.6	28.9	0	17
<b>Opp. Tot.</b>	48	20	29	616	30.8	30.5	0	17

*Does not include squibb, pooch and onside kicks*

## REPLAY CHALLENGES

### Dallas (0-3)

Game	Situation	Play	Challenge	Decision	Drive Result
Bal	BAL-3-5-BAL 27	L. Jackson rushed for first down	First down ruling	Upheld	Punt
NYG	NYG-1-10-NYG 2	D. Singletary down by contact	Down by contact ruling	Upheld	Field Goal
Pit	PIT-2-10-PIT 42	J. Fields sacked, fumble recovered by Pit	Pit recovered fumble ruling	Upheld	Punt

### Opponent (0-0)

Game	Situation	Play	Challenge	Decision	Drive Result
------	-----------	------	-----------	----------	--------------

### Overtuned Booth Review

Game	Situation	Play	Challenge	Decision	Drive Result
Pit	1-4-PIT 4	D. Prescott scrambles ob at PIT 1	Runner out of bounds ruling	Reversed	Touchdown
Det	DET 1-9-DAL 9	J. Goff pass short left to T. Patrick, TD	Runner broke the plane rulin	Reversed	Touchdown
Det	DAL 1-10-50	R. Floumoy fumble recovered by DET	Inbounds ruling	Upheld	Field Goal
SF	SF-1-10-SF 17	B. Purdy scrambles left end pushed ob at SF 30	Runner out of bounds ruling	Reversed	Punt

## TEAM RECORD WHEN

CATEGORY	2024 SEASON		CATEGORY	2024 SEASON	
		W-L			W-L
COWBOYS AT AT&T STADIUM		0-3	COWBOYS LEAD AT HALFTIME		3-1
COWBOYS ON THE ROAD		3-2	SCORE TIED AT HALFTIME		0-0
COWBOYS ON ARTIFICIAL TURF		1-4	COWBOYS TRAIL AT HALFTIME		0-4
COWBOYS ON GRASS		2-1	COWBOYS LEAD AFTER 1ST QUARTER		2-0
COWBOYS IN DOMES		0-0	SCORE TIED AFTER 1ST QUARTER		1-0
COWBOYS IN RETRACTABLE ROOF STADIUMS		0-1	COWBOYS TRAIL AFTER 1ST QUARTER		0-5
COWBOYS OUTDOORS		0-0	COWBOYS LEAD AFTER 3RD QUARTER		2-0
COWBOYS INDOORS		0-1	SCORE TIED AFTER 3RD QUARTER		0-0
			COWBOYS TRAIL AFTER 3RD QUARTER		1-5
DAY GAMES		1-4	GAME GOES TO OVERTIME		0-0
KICKOFF AT 12:00 CST		0-2			
KICKOFF AT 3:00 CST		1-2	COWBOYS SCORE 20 OR MORE POINTS		3-3
NIGHT GAMES		2-1	COWBOYS SCORE 19 OR LESS POINTS		0-2
			COWBOYS SCORE FIRST		1-2
VS. NFC EAST OVERALL		1-0	OPPONENT SCORES FIRST		2-3
VS. NFC EAST AT HOME		0-0	COWBOYS SCORE ON FIRST POSSESSION		1-3
VS. NFC EAST ON THE ROAD		1-0	COWBOYS ALLOW 20 OR MORE		0-5
			COWBOYS ALLOW 19 OR LESS POINTS		3-0
VS. NFC		1-4			
VS. NFC SOUTH		0-2	COWBOYS HAVE + TURNOVER RATIO		2-1
VS. NFC NORTH		0-1	TURNOVER RATIO EVEN		0-0
VS. NFC WEST		0-1	COWBOYS HAVE - TURNOVER RATIO		1-4
VS. AFC		2-1	COWBOYS HAVE 30:00+TOP		1-1
VS. AFC EAST		0-0	COWBOYS HAVE LESS THAN 30:00 TOP		2-4
VS. AFC SOUTH		0-0			
VS. AFC NORTH		2-1	COWBOYS HAVE 100-YARD RUSHER		0-0
VS. AFC WEST		0-0	COWBOYS HAVE 300 NET PASSING YARDS		1-1
			COWBOYS HAVE 1 100-YARD RECEIVER		0-1
COWBOYS WIN COIN TOSS		1-5	COWBOYS HAVE 2 100-YARD RECEIVERS		0-0
COWBOYS LOSE COIN TOSS		2-0			
IN SEPTEMBER		2-2	OPPONENTS HAVE 100-YARD RUSHER		0-2
IN OCTOBER		1-2	OPPONENTS HAVE 300 NET PASSING YARDS		0-1
IN NOVEMBER		0-1	OPPONENTS HAVE 1 100-YARD RECEIVER		1-1
IN DECEMBER		0-0	OPPONENTS HAVE 2 100-YARD RECEIVERS		0-0
IN JANUARY		0-0			
ON SUNDAY NIGHT		1-1			
ON THURSDAY NIGHT		1-0			
ON MONDAY NIGHT		0-0			
ON SATURDAY		0-0			





# THE LAST TIME...

## BY COWBOYS

## BY OPPONENT

### PASSING

502 yards, Dak Prescott vs. Cleveland, 10/4/20	<b>500 Passing Yards</b>	* Never Has Happened *
404 yards, Dak Prescott vs. N.Y. Giants, 11/12/23	<b>400 Passing Yards</b>	434 yards, Philip Rivers vs. L.A. Chargers, 11/23/17
352 yards, Dak Prescott @ Pittsburgh, 10/6/24	<b>300 Passing Yards</b>	315 yards, Jared Goff vs. Detroit, 10/13/24
51 att., Dak Prescott vs. Baltimore, 9/22/24	<b>50+ Pass Attempts</b>	50 att., Tom Brady @ Tampa Bay, 9/9/21
42 att., Dak Prescott @ Pittsburgh, 10/6/24	<b>40+ Pass Attempts</b>	40 att., Daniel Jones @ N.Y. Giants, 9/26/24
42 comp, Dak Prescott @ Tampa Bay, 9/9/21	<b>40+ Pass Completions</b>	41 comp, Kirk Cousins vs. Washington, 11/24/16
31 comp, Dak Prescott @ Washington, 1/7/24	<b>30+ Pass Completions</b>	31 comp, Justin Herbert @ L.A. Chargers, 9/19/21
25 comp, Dak Prescott @ San Francisco, 10/27/24	<b>25+ Pass Completions</b>	29 comp, Daniel Jones @ N.Y. Giants, 9/26/24
55 yards, Dak Prescott @ N.Y. Giants, 9/26/24	<b>Pass Play of 50-or-more Yards</b>	52 yards, Jared Goff vs. Detroit, 10/13/24
* Never Has Happened *	<b>Six Touchdown Passes</b>	6 tds, Y.A. Tittle @ N.Y. Giants, 12/16/62
5 tds, Dak Prescott: (14, 24, 2, 9, 8) @ Philadelphia, 1/8/22	<b>Five Touchdown Passes</b>	5 tds, Russell Wilson: (43, 1, 1, 1, 29) @ Seattle, 9/27/20
4 tds, Dak Prescott: (3, 4, 6, 5) @ Washington, 1/7/24	<b>Four Touchdown Passes</b>	4 tds, Brock Purdy: (19, 38, 10, 1) @ San Francisco, 10/8/23
3 tds, Dak Prescott: (15, 7, 12) vs. Seattle, 11/30/23	<b>Three Touchdown Passes</b>	3 tds, Kirk Cousins: (9, 36, 11) @ Atlanta, 11/3/24
5 ints, Tony Romo vs. Chicago, 10/1/12	<b>Five Interceptions Thrown</b>	5 ints, Dan Marino vs. Miami, 11/25/99
4 ints, Tony Romo vs. N.Y. Giants, 10/28/12	<b>Four Interceptions Thrown</b>	4 ints, Taysom Hill @ New Orleans, 12/2/21
3 ints, Dak Prescott @ San Francisco, 10/8/23	<b>Three Interceptions Thrown</b>	3 ints, Zach Wilson vs. N.Y. Jets, 9/17/23
2 ints, Dak Prescott @ San Francisco, 10/27/24	<b>Two Interceptions Thrown</b>	2 ints, Deshaun Watson @ Cleveland, 9/8/24
Dak Prescott @ Atlanta, 11/3/24	<b>100-Plus Passer Rating</b>	Kirk Cousins @ Atlanta, 11/3/24

### RUSHING

253 yards, DeMarco Murray vs. St. Louis, 10/23/11	<b>200 Rushing Yards</b>	200 yards, Alfred Morris @ Washington, 12/30/12
151 yards, Ezekiel Elliott @ Philadelphia, 11/11/18	<b>150 Rushing Yards</b>	151 yards, Derrick Henry vs. Baltimore, 9/22/24
122 yards, Tony Pollard @ Arizona, 9/24/23	<b>100 Rushing Yards</b>	151 yards, Derrick Henry vs. Baltimore, 9/22/24
131 yards/117 yards, Tony Pollard/Ezekiel Elliott vs. L.A. Rams, 12/15/19	<b>Two 100-Yard Rushers</b>	139 yards/108 yards, Le'Ron McClain/Willis McGahee vs. Baltimore, 12/20/08
4 tds, Emmitt Smith @ N.Y. Giants, 9/4/95	<b>Four Rushing Touchdowns</b>	4 tds, Aaron Jones: (18, 3, 5, 1) vs. Green Bay, 10/6/19
3 tds, Tony Pollard: (18, 7, 54) vs. Chicago, 10/30/22	<b>Three Rushing Touchdowns</b>	3 tds, Alvin Kamara: (5, 12, 7) vs. New Orleans, 9/15/24
2 tds, Tony Pollard: (2, 1) @ N.Y. Giants, 9/10/23	<b>Two Rushing Touchdowns</b>	2 tds, David Montgomery: (16, 1) vs. Detroit, 10/13/24
2 tds/2 tds, Tony Dorsett (9, 33)/Robert Newhouse (14, 3) @ N.Y. Giants, 11/9/80	<b>Two Players with Two Rushing Touchdowns</b>	* Never Has Happened *
CeeDee Lamb: (14)/Rico Dowdle: (1)/Dak Prescott: (10) vs. N.Y. Giants, 11/12/23	<b>Three Players with one Rushing Touchdown</b>	James Cook: (24)/Josh Allen: (1)/Latavius Murray: (2) @ Buffalo, 12/17/23
33 att., Ezekiel Elliott @ Washington, 10/29/17	<b>30+ Rushing Attempts</b>	32 att., Chris Carson @ Seattle, 9/23/18
91 yards, DeMarco Murray vs. St. Louis, 10/23/11	<b>Run of 75+ Yards</b>	82 yards, Le'Ron McClain vs. Baltimore, 12/20/08
54 yards, Tony Pollard vs. Chicago, 10/30/22	<b>Run of 50-74 Yards</b>	69 yards, Kenyan Drake vs. Arizona, 10/19/20
354 yards, Dallas 37, Seattle 13 @ Baltimore, 12/6/81	<b>300 Rushing Yards (Team)</b>	307 yards vs. Cleveland, 10/4/20
220 yards vs. Indianapolis, 12/4/22	<b>200 Rushing Yards (Team)</b>	223 yards @ San Francisco, 10/27/24

## THE LAST TIME...

### RECEIVING

227 yards, CeeDee Lamb vs. Detroit, 12/30/23	<b>200 Receiving Yards</b>	329 yards, Calvin Johnson @ Detroit, 10/27/13
227 yards, CeeDee Lamb vs. Detroit, 12/30/23	<b>150 Receiving Yards</b>	189 yards, Kadarius Toney vs. N.Y. Giants, 10/10/21
146 yards, CeeDee Lamb @ San Francisco, 10/27/24	<b>100 Receiving Yards</b>	128 yards, George Kittle @ San Francisco, 10/27/24
173 yards/151 yards, Brandin Cooks/CeeDee Lamb vs. N.Y. Giants, 11/12/23	<b>Two 100-Yard Receivers</b>	113 yards/103 yards, DeVonta Smith/A.J. Brown vs. Philadelphia, 12/24/22
4 tds, Terrell Owens: (4, 31, 46, 52) vs. Washington, 11/18/07	<b>Four Touchdown Receptions</b>	4 tds, Harold Jackson @ LA Rams, 10/14/73
3 tds, Michael Gallup: (4, 32, 45) vs. Washington, 12/29/19	<b>Three Touchdown Receptions</b>	3 tds, DK Metcalf: (73, 1, 3) vs. Seattle, 11/30/23
2 tds, CeeDee Lamb: (7, 20) @ San Francisco, 10/27/24	<b>Two Touchdown Receptions</b>	2 tds, DeVonta Smith: (14, 9) vs. Philadelphia, 12/24/22
Cedrick Wilson: (14, 24)/Dalton Schultz: (2, 9) @ Philadelphia, 1/8/22	<b>Two Players with Two Touchdown Receptions</b>	Jerry Rice/Terrell Owens vs. San Francisco, 9/24/00
13 , CeeDee Lamb @ San Francisco, 10/27/24	<b>10+ Receptions</b>	12 / 11 , Malik Nabers/Wan'Dale Robinson @ N.Y. Giants, 9/26/24
92 yards, CeeDee Lamb vs. Detroit, 12/30/23	<b>70-Yard Reception</b>	70 yards, Rashid Shaheed vs. New Orleans, 9/15/24
65 yards, CeeDee Lamb vs. New Orleans, 9/15/24	<b>60-Yard Reception</b>	63 yards, Jameson Williams vs. Detroit, 12/30/23
55 yards, CeeDee Lamb @ N.Y. Giants, 9/26/24	<b>50-Yard Reception</b>	52 yards, Sam LaPorta vs. Detroit, 10/13/24

### COMBINED YARDS

115 yards/150 yards, Tony Pollard/CeeDee Lamb @ Green Bay, 11/13/22	<b>100-Yard Rusher and 100-Yard Receiver</b>	103 yards/109 yards, Travis Etienne Jr./Zay Jones @ Jacksonville, 12/18/22
227 yards/345 yards, CeeDee Lamb/Dak Prescott vs. Detroit, 12/30/23	<b>100-Yard Receiver and 300-Yard Passer</b>	134 yards/334 yards, DK Metcalf/Geno Smith vs. Seattle, 11/30/23
110 yards/302 yards, Ezekiel Elliott/Dak Prescott vs. N.Y. Giants, 10/10/21	<b>100-Yard Rusher and 300-Yard Passer</b>	103 yards/318 yards, Travis Etienne Jr./Trevor Lawrence @ Jacksonville, 12/18/22
105 yards/377 yards/121 yards, Ezekiel Elliott/Andy Dalton Michael Gallup vs. Philadelphia, 12/27/20	<b>100-Yard Rusher, 300-Yard Passer, 100-Yard Receiver</b>	103 yards/318 yards/109 yards, Travis Etienne Jr./Trevor Lawrence Zay Jones @ Jacksonville, 12/18/22
105 yards/121/121 yards, Ezekiel Elliott/Michael Gallup/Amari Cooper vs. Philadelphia, 12/27/20	<b>100-Yard Rusher, Two 100-Yard Receivers</b>	102 yards/118/129 yards, Michael Turner/Roddy White/Julio Jones @ Atlanta, 11/4/12
173/151 yards/404 yards, Brandin Cooks/CeeDee Lamb/Dak Prescott vs. N.Y. Giants, 11/12/23	<b>Two 100-Yard Receivers, 300-Yard Passer</b>	113/103 yards/355 yards, DeVonta Smith/A.J. Brown/Gardner Minshew vs. Philadelphia, 12/24/22

### DEFENSE

3 ints, Terence Newman @ Washington, 12/14/03	<b>Three-Interception Game</b>	3 ints, Adrian Wilson @ Arizona, 10/20/02
2 ints, DaRon Bland vs. New England, 10/1/23	<b>Two-Interception Game</b>	2 ints, Brian Branch vs. Detroit, 10/13/24
Deion Sanders: (0, 0)/Dexter Coakley: (46, 12) vs. Miami, 11/25/99	<b>Two Players With Two Interceptions</b>	* Never Has Happened *
63 yards, DaRon Bland vs. Washington, 11/23/23	<b>Interception Returned for Touchdown</b>	29 yards, Kendall Fuller @ Washington, 1/8/23
* Never Has Happened *	<b>Two Fumble Recoveries</b>	2 fr, Vonn Bell @ New Orleans, 9/29/19
11 yards, Leighton Vander Esch vs. New England, 10/1/23	<b>Fumble Returned for Touchdown</b>	53 yards, Rodney McLeod @ Philadelphia, 11/1/20
5 to vs. Detroit, 10/13/24	<b>Forced 5+ Turnovers</b>	5 to vs. Indianapolis, 12/4/22
4 to @ San Francisco, 10/8/23	<b>Forced Four Turnovers</b>	4 to vs. N.Y. Jets, 9/17/23
3 to @ Washington, 1/7/24	<b>Forced Three+ Turnovers</b>	5 to vs. Detroit, 10/13/24
2 to @ San Francisco, 10/27/24	<b>At Least One Turnover</b>	1 to @ Atlanta, 11/3/24
4.0 sk, DeMarcus Ware @ Philadelphia, 10/30/11	<b>Four-Sack Game</b>	4.0 sk, Phillip Daniels @ Washington, 12/18/05
3.0 sk, DeMarcus Lawrence @ N.Y. Giants, 9/26/22	<b>Three-Sack Game</b>	3.0 sk, Aidan Hutchinson vs. Detroit, 12/30/23
2.0 sk, Carl Lawson @ Atlanta, 11/3/24	<b>Two-Sack Game</b>	2.0 sk, Alim McNeill vs. Detroit, 10/13/24
Sam Williams vs. L.A. Rams, 10/29/23	<b>Safety Scored</b>	@ Philadelphia, 11/1/20
@ N.Y. Giants, 9/10/23	<b>Shutout</b>	@ Indianapolis, 12/16/18
45 yards vs. Arizona, 1/2/22	<b>Less Than 50 Rushing Yards</b>	26 yards @ N.Y. Giants, 9/26/24
92 yards @ Pittsburgh, 10/6/24	<b>Less Than 100 Rushing Yards</b>	56 yards @ San Francisco, 10/27/24
28 yards vs. Tampa Bay, 9/9/01	<b>Less Than 50 Net Passing Yards</b>	46 yards @ Atlanta, 11/11/01
76 yards @ L.A. Rams, 10/9/22	<b>Less Than 100 Net Passing Yards</b>	85 yards @ Buffalo, 12/17/23
106 yards @ Buffalo, 12/17/23	<b>Less Than 150 Net Passing Yards</b>	134 yards @ Pittsburgh, 10/6/24
136 yards vs. Seattle, 12/24/17	<b>Less Than 150 Net Offensive Yards</b>	142 yards @ Washington, 10/25/20
180 yards @ Washington, 1/7/24	<b>Less Than 200 Net Offensive Yards</b>	195 yards @ Buffalo, 12/17/23

# THE LAST TIME...

## SPECIAL TEAMS

100 yards, Tony Pollard vs. Las Vegas, 11/25/21	<b>Kickoff Returned for Touchdown</b>	100 yards, Dwayne Harris @ N.Y. Giants, 10/25/15
60 yards, KaVontae Turpin @ Cleveland, 9/8/24	<b>Punt Returned for Touchdown</b>	98 yards, Damaris Johnson vs. Philadelphia, 12/2/12
Juanyeh Thomas @ N.Y. Giants, 9/10/23	<b>Blocked Field Goal Returned for Touchdown</b>	55 yards, William White; Editt Murray, kicker @ Detroit, 10/27/91
Corey Clement vs. Washington, 12/26/21	<b>Blocked Punt Returned for Touchdown</b>	Doug Baldwin @ Seattle, 10/12/14
38 yards, Brandon Aubrey @ Pittsburgh, 10/6/24	<b>Field Goal Blocked</b>	45 yards, Graham Gano @ N.Y. Giants, 9/10/23
Blake Grupe [Chauncey Golston blocked] vs. New Orleans, 9/15/24	<b>PAT Blocked</b>	Brett Maher [Grover Stewart blocked] vs. Indianapolis, 12/4/22
Chris Jones @ New England, 11/24/19	<b>Punt Blocked</b>	Tress Way @ Washington, 1/7/24
Brandon Aubrey vs. Washington, 11/23/23	<b>Missed PAT</b>	Joey Slye @ Washington, 1/8/23
@ Washington, 1/7/24	<b>No Punts</b>	vs. Detroit, 10/13/24
10 punts, Bryan Anger @ Washington, 1/8/23	<b>10+ Punts</b>	10 punts, Brad Maynard vs. Chicago, 11/25/04
C.J. Goodwin vs. Baltimore, 9/22/24	<b>Successful Onside Kick</b>	Michael Thomas vs. N.Y. Giants, 9/16/18
6 fg, Dan Bailey: (41, 27, 32, 41, 23, 40) vs. Washington, 9/26/11	<b>Six Field Goals</b>	7 fg, Greg Zuerlein: (49, 44, 44, 30, 28, 43, 33) vs. L.A. Rams, 10/1/17
5 fg, Brandon Aubrey: (35, 21, 55, 26, 30) vs. N.Y. Jets, 9/17/23	<b>Five Field Goals</b>	5 fg, Greg Joseph: (52, 41, 38, 22, 42) @ N.Y. Giants, 9/26/24
4 fg, Brandon Aubrey: (52, 38, 48, 40) vs. New Orleans, 9/15/24	<b>Four Field Goals</b>	4 fg, Jake Bates: (40, 48, 33, 33) vs. Detroit, 10/13/24
60 yards, Brandon Aubrey @ N.Y. Giants, 9/26/24	<b>60+ Yard Field Goal</b>	62 yards, Matt Prater @ Arizona, 9/24/23
57 yards, Brandon Aubrey @ Atlanta, 11/3/24	<b>50+ Yard Field Goal</b>	50 yards, Anders Carlson @ San Francisco, 10/27/24
60 yards, KaVontae Turpin @ Cleveland, 9/8/24	<b>20-Yard Punt Return</b>	22 yards, Ihmir Smith-Marsette @ N.Y. Giants, 9/26/24

## TEAM/MISCELLANEOUS

640 yards vs. N.Y. Giants, 11/12/23	<b>600 Net Offensive Yards</b>	625 yards @ New Orleans, 11/10/13
567 yards @ New England, 10/17/21	<b>500 Net Offensive Yards</b>	503 yards @ Jacksonville, 12/18/22
445 yards @ Pittsburgh, 10/6/24	<b>400 Net Offensive Yards</b>	469 yards @ San Francisco, 10/27/24
@ N.Y. Giants, 9/10/23	<b>Touchdown on Offense, Defense and Special Teams</b>	@ N.Y. Giants, 10/25/15
Cooper Rush @ Atlanta, 11/3/24	<b>Two-Point Conversion Made</b>	Tutu Atwell vs. L.A. Rams, 10/29/23
Dak Prescott/Dak Prescott vs. Baltimore, 9/22/24	<b>Two-Point Conversion Failed</b>	Bradley Pinion @ Atlanta, 11/3/24
Dallas 51, Seattle 7 vs. Seattle, 11/27/80	<b>50 Points Scored</b>	vs. Denver, 10/6/13
vs. Seattle, 11/30/23	<b>40 Points Scored</b>	vs. Detroit, 10/13/24
@ New England, 10/17/21	<b>Overtime Win</b>	@ Jacksonville, 12/18/22
vs. Washington, 12/26/21	<b>20 First Quarter Points</b>	vs. Atlanta, 9/20/20
vs. N.Y. Giants, 11/12/23	<b>20 Second Quarter Points</b>	vs. Detroit, 10/13/24
vs. Denver, 11/7/21	<b>No Points Scored in First Half</b>	vs. N.Y. Giants, 11/12/23
vs. Carolina, 10/3/21	<b>20 Third Quarter Points</b>	@ San Francisco, 10/27/24
vs. Washington, 11/23/23	<b>20 Fourth Quarter Points</b>	vs. Washington, 11/26/20
25 (Q4) vs. Washington, 11/23/23	<b>20+ Points in One Quarter</b>	21 (Q3) @ San Francisco, 10/27/24
33 (first half) vs. L.A. Rams, 10/29/23	<b>30 Points in One Half</b>	35 (first half) vs. New Orleans, 9/15/24
(10, 10, 7, 14 Points) vs. Seattle, 11/30/23	<b>Scored a Touchdown in Each Quarter</b>	(7, 7, 7, 6 Points) @ Atlanta, 11/3/24
@ Washington, 1/7/24	<b>Won by 20+ Points</b>	vs. Detroit, 10/13/24
vs. Philadelphia, 1/3/10	<b>Shutout at Home</b>	* Never Has Happened *
@ N.Y. Giants, 9/10/23	<b>Shutout on the Road</b>	@ Indianapolis, 12/16/18
0 pen vs. Arizona, 10/30/05	<b>No Penalties</b>	0 pen @ Philadelphia, 11/11/18
11 pen @ Pittsburgh, 10/6/24	<b>10+ Penalties</b>	13 pen vs. Baltimore, 9/22/24
0 to @ Atlanta, 11/3/24	<b>No Turnovers</b>	0 to @ San Francisco, 10/27/24
4 td vs. Seattle, 11/30/23	<b>Four-Touchdown Game</b>	4 td @ Atlanta, 11/3/24
3 td @ San Francisco, 10/27/24	<b>Three-Touchdown Game</b>	3 td @ San Francisco, 10/27/24
vs. Detroit, 10/13/24	<b>No Touchdowns</b>	@ N.Y. Giants, 9/26/24
42:15 TOP vs. N.Y. Jets, 9/17/23	<b>40:00 Time of Possession (non-overtime)</b>	41:12 TOP vs. Denver, 11/7/21
vs. Washington, 11/23/23	<b>No Sacks/No Interceptions Allowed</b>	vs. Baltimore, 9/22/24
4 tds, Terrell Owens vs. Washington, 11/18/07	<b>Four Touchdowns by a Player</b>	4 tds, Alvin Kamara vs. New Orleans, 9/15/24
3 tds, Jake Ferguson vs. Green Bay, 1/14/24	<b>Three Touchdowns by a Player</b>	3 tds, Aaron Jones vs. Green Bay, 1/14/24

## LONGEST/SHORTEST

### LONGEST DRIVE

<b>Most Plays (Cowboys)</b> .....	16 plays at Pittsburgh (10/6)	90 yards, 8:32, Touchdown
<b>Most Plays (Opponent)</b> .....	15 plays at Cleveland (9/8)	64 yards, 6:53, Touchdown
	15 plays at N.Y. Giants (9/26)	52 yards, 8:10, Field Goal
<b>Most Yards (Cowboys)</b> .....	91 yards vs. Baltimore (9/22)	11 plays, 2:33, Touchdown
<b>Most Yards (Opponent)</b> .....	88 yards vs. Baltimore (9/22)	8 plays, 2:42, Touchdown
<b>Most Time (Cowboys)</b> .....	8:32 at Pittsburgh (10/6)	16 plays, 90 yards, Touchdown
<b>Most Time (Opponent)</b> .....	8:10 at N.Y. Giants (9/26)	15 plays, 52 yards, Field Goal

### LONGEST TOUCHDOWN DRIVE

<b>Most Plays (Cowboys)</b> .....	16 plays at Pittsburgh (10/6)	90 yards, 8:32
<b>Most Plays (Opponent)</b> .....	15 plays at Cleveland (9/8)	64 yards, 6:53
<b>Most Yards (Cowboys)</b> .....	91 yards vs. Baltimore (9/22)	11 plays, 2:33
<b>Most Yards (Opponent)</b> .....	88 yards vs. Baltimore (9/22)	8 plays, 2:42
<b>Most Time (Cowboys)</b> .....	8:32 at Pittsburgh (10/6)	16 plays, 90 yards
<b>Most Time (Opponent)</b> .....	7:56 vs. New Orleans (9/15)	13 plays, 70 yards

### LONGEST FIELD GOAL DRIVE

<b>Most Plays (Cowboys)</b> .....	14 plays vs. New Orleans (9/15)	41 yards, 7:26
<b>Most Plays (Opponent)</b> .....	15 plays at N.Y. Giants (9/26)	52 yards, 8:10
<b>Most Yards (Cowboys)</b> .....	59 yards at Atlanta (11/3)	7 plays, 3:32
<b>Most Yards (Opponent)</b> .....	77 yards at N.Y. Giants (9/26)	11 plays, 6:18
<b>Most Time (Cowboys)</b> .....	7:26 vs. New Orleans (9/15)	14 plays, 41 yards
<b>Most Time (Opponent)</b> .....	8:10 at N.Y. Giants (9/26)	15 plays, 52 yards

### SHORTEST TOUCHDOWN DRIVE

<b>Fewest Plays (Cowboys)</b> .....	4 plays vs. New Orleans (9/15)	78 yards, 1:47
	4 plays at San Francisco (10/27)	70 yards, 0:53
<b>Fewest Plays (Opponent)</b> .....	1 plays vs. New Orleans (9/15)	70 yards, 0:09
	1 plays vs. Detroit (10/13)	4 yards, 0:04
<b>Fewest Yards (Cowboys)</b> .....	56 yards vs. Baltimore (9/22)	7 plays, 1:46
<b>Fewest Yards (Opponent)</b> .....	4 yards vs. Detroit (10/13)	1 plays, 0:04
<b>Shortest Time (Cowboys)</b> .....	0:53 at San Francisco (10/27)	4 plays, 70 yards
<b>Shortest Time (Opponent)</b> .....	0:04 vs. Detroit (10/13)	1 plays, 4 yards

### SHORTEST FIELD GOAL DRIVE

<b>Fewest Plays (Cowboys)</b> .....	3 plays vs. Baltimore (9/22)	37 yards, 0:23
<b>Fewest Plays (Opponent)</b> .....	4 plays vs. New Orleans (9/15)	5 yards, 2:38
<b>Fewest Yards (Cowboys)</b> .....	1 yards at Cleveland (9/8)	4 plays, 0:55
	1 yards vs. Detroit (10/13)	4 plays, 0:28
<b>Fewest Yards (Opponent)</b> .....	5 yards vs. New Orleans (9/15)	4 plays, 2:38
<b>Shortest Time (Cowboys)</b> .....	0:23 vs. Baltimore (9/22)	3 plays, 37 yards
<b>Shortest Time (Opponent)</b> .....	1:26 at San Francisco (10/27)	6 plays, 39 yards



# TEAM HIGHS AND LOWS

## 2024 REGULAR SEASON DALLAS COWBOYS OFFENSIVE HIGHS AND LOWS (THROUGH WEEK 9)

HIGH	DATE	OPPONENT	CATEGORY	LOW	DATE	OPPONENT
33	9/8	at Cleveland	Points	9	10/13	vs. Detroit
19	9/22	vs. Baltimore	Points in a Quarter	0	9/15	vs. New Orleans
					9/22	vs. Baltimore
					10/6	at Pittsburgh
					10/13	vs. Detroit
						...1 more at 0.
20	9/8	at Cleveland	Points in a Half	3	9/15	vs. New Orleans
3	9/8	at Cleveland	Total Touchdowns	0	10/13	vs. Detroit
75	10/6	at Pittsburgh	Total Plays	51	9/26	at N.Y. Giants
445	10/6	at Pittsburgh	Total Net Yards	251	10/13	vs. Detroit
26	9/22	vs. Baltimore	Total First Downs	14	9/26	at N.Y. Giants
9	10/6	at Pittsburgh	First Downs Rushing	2	9/22	vs. Baltimore
					10/13	vs. Detroit
18	9/22	vs. Baltimore	First Downs Passing	8	9/8	at Cleveland
6	9/22	vs. Baltimore	First Down Penalties	0	9/8	at Cleveland
					9/26	at N.Y. Giants
60.0%	10/6	at Pittsburgh	Third Down Efficiency	23.1%	10/13	vs. Detroit
					11/3	at Atlanta
5.9	9/22	vs. Baltimore	Average Yards Per Play	3.9	10/13	vs. Detroit
137	11/3	at Atlanta	Total Net Yards Rushing	51	9/22	vs. Baltimore
31	10/6	at Pittsburgh	Rushing Attempts	16	9/22	vs. Baltimore
6.5	11/3	at Atlanta	Rushing Average Yards	2.9	10/27	at San Francisco
1	9/8	at Cleveland	Rushing Touchdowns	0	9/15	vs. New Orleans
					9/26	at N.Y. Giants
					10/6	at Pittsburgh
					10/13	vs. Detroit
						...1 more at 0.
361	9/22	vs. Baltimore	Total Net Yards Passing	163	9/8	at Cleveland
51	9/22	vs. Baltimore	Passing Attempts	27	9/26	at N.Y. Giants
31	11/3	at Atlanta	Passing Completions	19	9/8	at Cleveland
2	9/22	vs. Baltimore	Passing Touchdowns	0	10/13	vs. Detroit
3	10/13	vs. Detroit	Passes Thrown for Interception	0	9/8	at Cleveland
					9/22	vs. Baltimore
					9/26	at N.Y. Giants
					11/3	at Atlanta
4	10/13	vs. Detroit	Times Sacked	1	9/26	at N.Y. Giants
4	10/13	vs. Detroit	QB Sacks	1	9/26	at N.Y. Giants
6	9/8	at Cleveland	Total Punts	1	9/15	vs. New Orleans
					10/6	at Pittsburgh
53	9/15	vs. New Orleans	Punt Net Average Yards	37	9/8	at Cleveland
5	9/8	at Cleveland	Punt Returns	0	9/15	vs. New Orleans
					9/22	vs. Baltimore
					9/26	at N.Y. Giants
					10/6	at Pittsburgh
						...1 more at 0.
96	9/8	at Cleveland	Punt Return Yards	0	9/15	vs. New Orleans
					9/22	vs. Baltimore
					9/26	at N.Y. Giants
					10/6	at Pittsburgh
						...1 more at 0.
5	9/15	vs. New Orleans	Kickoff Returns	0	9/26	at N.Y. Giants
194	10/13	vs. Detroit	Kickoff Return Yards	0	9/26	at N.Y. Giants
11	9/8	at Cleveland	Total Penalties	4	9/15	vs. New Orleans
					10/13	vs. Detroit
89	9/26	at N.Y. Giants	Penalty Yards	26	9/15	vs. New Orleans
2	9/22	vs. Baltimore	Total Fumbles	1	9/8	at Cleveland
					9/15	vs. New Orleans
					9/26	at N.Y. Giants
					11/3	at Atlanta
2	10/13	vs. Detroit	Fumbles Lost	0	9/8	at Cleveland
					9/15	vs. New Orleans
					9/26	at N.Y. Giants
					10/27	at San Francisco
						...1 more at 0.
32:29	10/6	at Pittsburgh	Time of Possession	24:23	9/26	at N.Y. Giants
5	10/13	vs. Detroit	Turnovers	0	9/8	at Cleveland
					9/26	at N.Y. Giants
					11/3	at Atlanta
93,691	9/15	vs. New Orleans	Attendance	67,380	10/6	at Pittsburgh

# TEAM HIGHS AND LOWS

## 2024 REGULAR SEASON DALLAS COWBOYS DEFENSIVE HIGHS AND LOWS (THROUGH WEEK 9)

HIGH	DATE	OPPONENT	CATEGORY	LOW	DATE	OPPONENT
47	10/13	vs. Detroit	Points	15	9/26	at N.Y. Giants
21	9/15	vs. New Orleans	Points in a Quarter	0	9/8	at Cleveland
					9/22	vs. Baltimore
					10/6	at Pittsburgh
35	9/15	vs. New Orleans	Points in a Half	3	9/8	at Cleveland
					10/6	at Pittsburgh
6	9/15	vs. New Orleans	Total Touchdowns	0	9/26	at N.Y. Giants
70	9/8	at Cleveland	Total Plays	56	9/15	vs. New Orleans
					11/3	at Atlanta
492	10/13	vs. Detroit	Total Net Yards	226	10/6	at Pittsburgh
27	10/13	vs. Detroit	Total First Downs	15	9/8	at Cleveland
16	9/22	vs. Baltimore	First Downs Rushing	4	9/26	at N.Y. Giants
14	10/13	vs. Detroit	First Downs Passing	7	10/6	at Pittsburgh
4	10/6	at Pittsburgh	First Down Penalties	0	9/22	vs. Baltimore
					9/26	at N.Y. Giants
					10/27	at San Francisco
					11/3	at Atlanta
62.5%	9/15	vs. New Orleans	Third Down Efficiency	13.3%	9/8	at Cleveland
7.7	9/15	vs. New Orleans	Average Yards Per Play	3.3	9/8	at Cleveland
274	9/22	vs. Baltimore	Total Net Yards Rushing	26	9/26	at N.Y. Giants
45	9/22	vs. Baltimore	Rushing Attempts	19	9/8	at Cleveland
6.2	10/27	at San Francisco	Rushing Average Yards	1.1	9/26	at N.Y. Giants
4	9/15	vs. New Orleans	Rushing Touchdowns	0	9/26	at N.Y. Giants
					10/6	at Pittsburgh
308	10/13	vs. Detroit	Total Net Yards Passing	134	10/6	at Pittsburgh
45	9/8	at Cleveland	Passing Attempts	15	9/22	vs. Baltimore
29	9/26	at N.Y. Giants	Passing Completions	11	9/15	vs. New Orleans
3	10/13	vs. Detroit	Passing Touchdowns	0	9/26	at N.Y. Giants
2	9/8	at Cleveland	Passes Thrown for Interception	0	9/22	vs. Baltimore
					10/6	at Pittsburgh
					10/13	vs. Detroit
					10/27	at San Francisco
						...1 more at 0.
6	9/8	at Cleveland	Times Sacked	0	9/22	vs. Baltimore
6	9/8	at Cleveland	QB Sacks	0	9/22	vs. Baltimore
7	9/8	at Cleveland	Total Punts	0	10/13	vs. Detroit
49	9/15	vs. New Orleans	Punt Net Average Yards	0	10/13	vs. Detroit
5	9/8	at Cleveland	Punt Returns	0	9/15	vs. New Orleans
					10/6	at Pittsburgh
72	9/8	at Cleveland	Punt Return Yards	0	9/15	vs. New Orleans
					10/6	at Pittsburgh
4	9/8	at Cleveland	Kickoff Returns	0	9/15	vs. New Orleans
101	10/6	at Pittsburgh	Kickoff Return Yards	0	9/15	vs. New Orleans
13	9/22	vs. Baltimore	Total Penalties	4	9/26	at N.Y. Giants
					11/3	at Atlanta
105	9/22	vs. Baltimore	Penalty Yards	26	11/3	at Atlanta
3	11/3	at Atlanta	Total Fumbles	0	9/15	vs. New Orleans
					9/22	vs. Baltimore
1	10/6	at Pittsburgh	Fumbles Lost	0	9/8	at Cleveland
					9/15	vs. New Orleans
					9/22	vs. Baltimore
					9/26	at N.Y. Giants
						...2 more at 0.
35:37	9/26	at N.Y. Giants	Time of Possession	27:31	10/6	at Pittsburgh
2	9/8	at Cleveland	Turnovers	0	9/22	vs. Baltimore
					10/13	vs. Detroit
					10/27	at San Francisco
93,691	9/15	vs. New Orleans	Attendance	67,380	10/6	at Pittsburgh

# INDIVIDUAL SINGLE-GAME HIGHS

## 2024 REGULAR SEASON COWBOYS INDIVIDUAL SINGLE-GAME HIGHS

<b>Touchdowns</b>	2	CeeDee Lamb	at 49ers	10/27
<b>Passes Attempted</b>	51	Dak Prescott	vs. Ravens	9/22
<b>Passes Completed</b>	29	Dak Prescott	at Steelers	10/6
<b>Completion Percentage</b>	81.4	Dak Prescott	at Giants	9/26
<b>Passing Yards</b>	379	Dak Prescott	vs. Ravens	9/22
<b>Yards Per Attempt</b>	8.4	Dak Prescott	at Steelers	10/6
<b>Touchdown Passes</b>	2	Dak Prescott	at 49ers	10/27
		Dak Prescott	at Steelers	10/6
		Dak Prescott	at Giants	9/26
		Dak Prescott	vs. Ravens	9/22
<b>Pass Receptions</b>	13	CeeDee Lamb	at 49ers	10/27
<b>Receiving Yards</b>	146	CeeDee Lamb	at 49ers	10/27
<b>Touchdown Receptions</b>	2	CeeDee Lamb	at 49ers	10/27
<b>Rushing Yards</b>	87	Rico Dowdle	at Steelers	10/6
<b>Rushing Attempts</b>	20	Rico Dowdle	at Steelers	10/6
<b>Rushing Average</b>	6.3	Rico Dowdle	at Falcons	11/3
<b>Rushing Touchdowns</b>	1	Ezekiel Elliott	at 49ers	10/27
		Dak Prescott	vs. Ravens	9/22
		Ezekiel Elliott	at Browns	9/8
<b>Yards From Scrimmage</b>	146	CeeDee Lamb	at 49ers	10/27
<b>Combined Net Yards</b>	224	KaVontae Turpin	vs. Lions	10/13
<b>Interceptions Made</b>	1	Amani Oruwariye	at Giants	9/26
		Donovan Wilson	vs. Saints	9/15
		Trevon Diggs	at Browns	9/8
		Eric Kendricks	at Browns	9/8
<b>Interceptions Thrown</b>	2	Dak Prescott	at 49ers	10/27
		Dak Prescott	vs. Lions	10/13
		Dak Prescott	at Steelers	10/6
		Dak Prescott	vs. Saints	9/15
<b>INT Return Yards</b>	8	Eric Kendricks	at Browns	9/8
<b>Tackles</b>	14	Eric Kendricks	at Giants	9/26
<b>Sacks</b>	2.0	Carl Lawson	at Falcons	11/3
		Eric Kendricks	at Browns	9/8
		DeMarcus Lawrence	at Browns	9/8
<b>Punts</b>	6	Bryan Anger	at Browns	9/8
<b>Punts Inside the 20</b>	3	Bryan Anger	at 49ers	10/27
<b>Punting Average</b>	55.0	Bryan Anger	at Giants	9/26
<b>Punt Returns</b>	5	KaVontae Turpin	at Browns	9/8
<b>Punt Return Yards</b>	96	KaVontae Turpin	at Browns	9/8
<b>Kickoff Returns</b>	5	KaVontae Turpin	at 49ers	10/27
<b>Kickoff Return Yards</b>	194	KaVontae Turpin	vs. Lions	10/13
<b>Field Goals Attempted</b>	4	Brandon Aubrey	vs. Saints	9/15
		Brandon Aubrey	at Browns	9/8
<b>Field Goals Made</b>	4	Brandon Aubrey	vs. Saints	9/15
		Brandon Aubrey	at Browns	9/8

## 2024 REGULAR SEASON DALLAS COWBOYS LONGEST PLAYS

<b>Run From Scrimmage</b>	22	Dak Prescott	at Falcons	11/3
<b>Touchdown Run</b>	3	Ezekiel Elliott	at Browns	9/8
<b>Passing Long</b>	65	Dak Prescott	vs. Saints	9/15
<b>Touchdown Pass Long</b>	65	Dak Prescott	vs. Saints	9/15
<b>Pass Reception</b>	65	CeeDee Lamb	vs. Saints	9/15
<b>Touchdown Reception</b>	65	CeeDee Lamb	vs. Saints	9/15
<b>Interception Return</b>	8	Eric Kendricks	at Browns	9/8
<b>Punt Return</b>	60	KaVontae Turpin	at Browns	9/8
<b>Kickoff Return</b>	79	KaVontae Turpin	vs. Lions	10/13
<b>Punt</b>	62	Bryan Anger	vs. Ravens	9/22
<b>Field Goal</b>	65	Brandon Aubrey	vs. Ravens	9/22
<b>Field Goal Attempt</b>	65	Brandon Aubrey	vs. Ravens	9/22

# OPPONENTS INDIVIDUAL SINGLE-GAME HIGHS

## 2024 REGULAR SEASON OPPONENTS INDIVIDUAL SINGLE-GAME HIGHS

<b>Touchdowns</b>	4	Alvin Kamara	vs. Saints	9/15
<b>Passes Attempted</b>	45	Deshawn Watson	at Browns	9/8
<b>Passes Completed</b>	29	Daniel Jones	at Giants	9/26
<b>Completion Percentage</b>	80.0	Lamar Jackson	vs. Ravens	9/22
<b>Passing Yards</b>	315	Jared Goff	vs. Lions	10/13
<b>Yards Per Attempt</b>	15.2	Derek Carr	vs. Saints	9/15
<b>Touchdown Passes</b>	3	Kirk Cousins	at Falcons	11/3
		Jared Goff	vs. Lions	10/13
<b>Pass Receptions</b>	12	Malik Nabers	at Giants	9/26
<b>Receiving Yards</b>	128	George Kittle	at 49ers	10/27
<b>Touchdown Receptions</b>	1	Drake London	at Falcons	11/3
		Ray-Ray McCloud III	at Falcons	11/3
		Darnell Mooney	at Falcons	11/3
		George Kittle	at 49ers	10/27
		Sam LaPorta	vs. Lions	10/13
<b>Rushing Yards</b>	151	Derrick Henry	vs. Ravens	9/22
<b>Rushing Attempts</b>	25	Derrick Henry	vs. Ravens	9/22
<b>Rushing Average</b>	7.0	Brock Purdy	at 49ers	10/27
<b>Rushing Touchdowns</b>	3	Alvin Kamara	vs. Saints	9/15
<b>Yards From Scrimmage</b>	180	Alvin Kamara	vs. Saints	9/15
<b>Combined Net Yards</b>	180	Alvin Kamara	vs. Saints	9/15
<b>Interceptions Made</b>	2	Brian Branch	vs. Lions	10/13
<b>Interceptions Thrown</b>	2	Deshawn Watson	at Browns	9/8
<b>INT Return Yards</b>	47	Brian Branch	vs. Lions	10/13
		Paulson Adebo	vs. Saints	9/15
<b>Tackles</b>	13	Kaden Elliss	at Falcons	11/3
<b>Sacks</b>	2.0	Alim McNeill	vs. Lions	10/13
		Kyle Van Noy	vs. Ravens	9/22
<b>Punts</b>	7	Corey Bojorquez	at Browns	9/8
<b>Punts Inside the 20</b>	3	Jordan Stout	vs. Ravens	9/22
<b>Punting Average</b>	51.0	Corey Bojorquez	at Browns	9/8
<b>Punt Returns</b>	5	Jaelon Darden	at Browns	9/8
<b>Punt Return Yards</b>	72	Jaelon Darden	at Browns	9/8
<b>Kickoff Returns</b>	4	Aaron Shampklin	at Steelers	10/6
		Jaelon Darden	at Browns	9/8
<b>Kickoff Return Yards</b>	101	Aaron Shampklin	at Steelers	10/6
<b>Field Goals Attempted</b>	5	Greg Joseph	at Giants	9/26
<b>Field Goals Made</b>	5	Greg Joseph	at Giants	9/26

## 2024 REGULAR SEASON OPPONENTS LONGEST PLAYS

<b>Run From Scrimmage</b>	39	Ricky Pearsall	at 49ers	10/27
<b>Touchdown Run</b>	26	Derrick Henry	vs. Ravens	9/22
<b>Passing Long</b>	70	Derek Carr	vs. Saints	9/15
<b>Touchdown Pass Long</b>	70	Derek Carr	vs. Saints	9/15
<b>Pass Reception</b>	70	Rashid Shaheed	vs. Saints	9/15
<b>Touchdown Reception</b>	70	Rashid Shaheed	vs. Saints	9/15
<b>Interception Return</b>	47	Brian Branch	vs. Lions	10/13
		Paulson Adebo	vs. Saints	9/15
<b>Punt Return</b>	28	Jaelon Darden	at Browns	9/8
<b>Kickoff Return</b>	34	Khalil Dorsey	vs. Lions	10/13
<b>Punt</b>	62	Bradley Pinion	at Falcons	11/3
		Corey Bojorquez	at Browns	9/8
<b>Field Goal</b>	52	Greg Joseph	at Giants	9/26
<b>Field Goal Attempt</b>	52	Greg Joseph	at Giants	9/26

# BIG YARDAGE GAMES

## COWBOYS

### 100-YARD PASS RECEIVERS

DATE	OPPONENT	PLAYER	REC.	YDS.	AVG.	LG	TD
10/27	at San Francisco	C. Lamb	13	146	11.2	29	2

### 300-YARD PASSERS

DATE	OPPONENT	PLAYER	ATT.	YDS.	COMP.	LG	TD
9/22	vs. Baltimore	D. Prescott	51	379	28	31	2
10/6	at Pittsburgh	D. Prescott	42	352	29	48	2

## 2024 OPPONENTS BIG YARDAGE GAMES

### 100-YARD PASS RECEIVERS

DATE	OPPONENT	PLAYER	REC.	YDS.	AVG.	LG	TD
9/26	at N.Y. Giants	M. Nabers	12	115	9.6	39	0
10/27	at San Francisco	G. Kittle	6	128	21.3	43	1

### 100-YARD RUSHERS

DATE	OPPONENT	PLAYER	ATT.	YDS.	AVG.	LG	TD
9/15	vs. New Orleans	A. Kamara	20	115	5.8	15	3
9/22	vs. Baltimore	D. Henry	25	151	6.0	29	2

### 300-YARD PASSERS

DATE	OPPONENT	PLAYER	ATT.	YDS.	COMP.	LG	TD
10/13	vs. Detroit	J. Goff	25	315	18	52t	3

# 100.0+ PASSER RATING

## COWBOYS

### PASSING GAMES

DATE	OPPONENT	PLAYER	ATT	CMP	YDS	CMP%	YDS/ATT	YDS/CMP	TD	TD%	INT	INT%	LONG	SACK/LOST	RATING
9/26	at N.Y. Giants	D. Prescott	27	22	221	81.5	8.2	10.0	2	7.4	0	0.0	55t	1/8	125.5
11/3	at Atlanta	D. Prescott	24	18	133	75.0	5.5	7.4	1	4.2	0	0.0	27	3/7	101.6

## 2024 OPPONENTS 100.0+ PASSER RATING

### PASSING GAMES

DATE	OPPONENT	PLAYER	ATT	CMP	YDS	CMP%	YDS/ATT	YDS/CMP	TD	TD%	INT	INT%	LONG	SACK/LOST	RATING
10/13	vs. Detroit	J. Goff	25	18	315	72.0	12.6	17.5	3	12.0	0	0.0	52t	2/17	153.8
10/27	at San Francisco	B. Purdy	26	18	260	69.2	10.0	14.4	1	3.8	0	0.0	47	2/14	114.3
11/3	at Atlanta	K. Cousins	24	19	222	79.2	9.3	11.7	3	12.5	0	0.0	36t	2/12	144.8

\*Need minimum of 20 attempts to qualify



# GAME SUMMARIES



**WEEK 1**  
**Dallas Cowboys 33, Cleveland Browns 17**  
**67,431 ★ Huntington Bank Field ★ Sep 8, 2024**



Dallas Cowboys .....	7	13	10	3	—	33
Cleveland Browns .....	3	0	7	7	—	17

### SCORING DRIVES

TEAM	QTR	TIME	SCORING PLAY	DAL	CLE
Browns	1	9:23	D.Hopkins 51 yd. Field Goal (6-13, 3:16)	0	3
Cowboys	1	6:55	B.Cooks 21 yd. pass from D.Prescott (B.Aubrey kick) (6-70, 2:28)	7	3
Cowboys	2	5:15	E.Elliott 3 yd. run (B.Aubrey kick) (11-78, 5:56)	14	3
Cowboys	2	2:06	B.Aubrey 57 yd. Field Goal (5-17, 2:28)	17	3
Cowboys	2	:51	B.Aubrey 40 yd. Field Goal (4-1, 0:55)	20	3
Cowboys	3	12:59	K.Turpin 60 yd. punt return (B.Aubrey kick)	27	3
Browns	3	8:42	J.Jeudy 6 yd. pass from D.Watson (D.Hopkins kick) (12-75, 4:17)	27	10
Cowboys	3	1:27	B.Aubrey 50 yd. Field Goal (6-14, 2:28)	30	10
Cowboys	4	11:51	B.Aubrey 46 yd. Field Goal (6-10, 2:16)	33	10
Browns	4	:29	J.Ford 2 yd. run (D.Hopkins kick) (15-64, 6:53)	33	16

### Team Statistics

	Cowboys	Browns
First Downs	15	15
3rd-Down Eff. (Made/Att/Pct)	4/14/29%	2/15/13%
4th-Down Eff. (Made/Att/Pct)	0/0/0%	3/5/60%
Total Net Yards	265	230
Total Plays	60	70
Yards Per Play	4.4	3.3
Rushes/Net Yards	25/102	19/93
Net Passing	163	137
Pass Attempts/Completions	32/19	45/24
Had Intercepted	0	2
Sacked/Yards Lost	3/16	6/32
Punts/Average	6/49.0	7/51.0
Penalties/Yards	11/85	11/64
Fumbles/Lost	1/0	1/0
Possession Time	29:06	30:54

### DALLAS COWBOYS

PASSING	ATT	COM	YDS	SK/YD	TD	LG	INT	RTG
Dak Prescott	32	19	179	3/16	1	34	0	85.3
<b>TOTAL</b>	<b>32</b>	<b>19</b>	<b>179</b>	<b>3/16</b>	<b>1</b>	<b>34</b>	<b>0</b>	<b>85.3</b>

RUSHING	ATT	YDS	AVG	LG	TD
Ezekiel Elliott	10	40	4.0	9	1
Rico Dowdle	8	26	3.3	10	0
CeeDee Lamb	3	25	8.3	12	0
Brandin Cooks	1	5	5.0	5	0
Deuce Vaughn	1	4	4.0	4	0
Dak Prescott	1	3	3.0	3	0
Cooper Rush	1	-1	-1.0	-1	0
<b>TOTAL</b>	<b>25</b>	<b>102</b>	<b>4.1</b>	<b>12</b>	<b>1</b>

RECEIVING	NO	YDS	AVG	LG	TD
CeeDee Lamb	5	61	12.2	34	0
Brandin Cooks	4	40	10.0	21t	1
Jake Ferguson	3	15	5.0	7	0
Hunter Luepke	2	18	9.0	12	0
Ezekiel Elliott	2	9	4.5	9	0
Jalen Brooks	1	18	18.0	18	0
Jalen Tolbert	1	12	12.0	12	0
Rico Dowdle	1	6	6.0	6	0
<b>TOTAL</b>	<b>19</b>	<b>179</b>	<b>9.4</b>	<b>34</b>	<b>1</b>

### CLEVELAND BROWNS

PASSING	ATT	COM	YDS	SK/YD	TD	LG	INT	RTG
Deshaun Watson	45	24	169	6/32	1	29	2	51.1
<b>TOTAL</b>	<b>45</b>	<b>24</b>	<b>169</b>	<b>6/32</b>	<b>1</b>	<b>29</b>	<b>2</b>	<b>51.1</b>

RUSHING	ATT	YDS	AVG	LG	TD
Jerome Ford	12	44	3.7	11	1
Deshaun Watson	5	39	7.8	16	0
Pierre Strong Jr.	2	10	5.0	6	0
<b>TOTAL</b>	<b>19</b>	<b>93</b>	<b>4.9</b>	<b>16</b>	<b>1</b>

RECEIVING	NO	YDS	AVG	LG	TD
Jerome Ford	6	25	4.2	8	0
David Njoku	4	44	11.0	29	0
Jordan Akins	3	27	9.0	13	0
Jerry Jeudy	3	25	8.3	15	1
Elijah Moore	3	9	3.0	4	0
Pierre Strong Jr.	2	20	10.0	20	0
Amari Cooper	2	16	8.0	10	0
Cedric Tillman	1	3	3.0	3	0
<b>TOTAL</b>	<b>24</b>	<b>169</b>	<b>7.0</b>	<b>29</b>	<b>1</b>

# GAME SUMMARIES



**WEEK 2**  
**New Orleans Saints 44, Dallas Cowboys 19**  
**93,691 ★ AT&T Stadium ★ Sep 15, 2024**



**New Orleans Saints ..... 14 21 6 3 — 44**  
**Dallas Cowboys ..... 3 13 3 0 — 19**

### SCORING DRIVES

TEAM	QTR	TIME	SCORING PLAY	NO	DAL
Saints	1	10:50	A.Kamara 5 yd. run (B.Grupe kick) (7-80, 4:10)	7	0
Cowboys	1	4:14	B.Aubrey 52 yd. Field Goal (13-45, 6:36)	7	3
Saints	1	4:05	R.Shaheed 70 yd. pass from D.Carr (B.Grupe kick) (1-70, 0:09)	14	3
Cowboys	2	11:39	B.Aubrey 38 yd. Field Goal (14-41, 7:26)	14	6
Saints	2	9:30	A.Kamara 57 yd. pass from D.Carr (B.Grupe kick) (4-70, 2:09)	21	6
Cowboys	2	7:43	C.Lamb 65 yd. pass from D.Prescott (B.Aubrey kick) (4-78, 1:47)	21	13
Saints	2	2:48	A.Kamara 12 yd. run (B.Grupe kick) (11-70, 4:55)	28	13
Saints	2	:39	D.Carr 1 yd. run (B.Grupe kick) (3-20, 0:23)	35	13
Cowboys	2	:00	B.Aubrey 48 yd. Field Goal (7-40, 0:39)	35	16
Cowboys	3	9:05	B.Aubrey 40 yd. Field Goal (10-51, 5:55)	35	19
Saints	3	1:09	A.Kamara 7 yd. run (kick blocked) (13-70, 7:56)	41	19
Saints	4	5:11	B.Grupe 26 yd. Field Goal (4-5, 2:38)	44	19

### Team Statistics

	Saints	Cowboys
First Downs	24	20
3rd-Down Eff. (Made/Att/Pct)	5/8/63%	6/13/46%
4th-Down Eff. (Made/Att/Pct)	0/0/0%	1/3/33%
Total Net Yards	432	353
Total Plays	56	66
Yards Per Play	7.7	5.3
Rushes/Net Yards	39/190	21/68
Net Passing	242	285
Pass Attempts/Completions	16/11	42/28
Had Intercepted	1	2
Sacked/Yards Lost	1/1	3/14
Punts/Average	1/49.0	1/53.0
Penalties/Yards	5/40	4/26
Fumbles/Lost	0/0	1/0
Possession Time	30:31	29:29

### NEW ORLEANS SAINTS

PASSING	ATT	COM	YDS	SK/YD	TD	LG	INT	RTG
Derek Carr	16	11	243	1/1	2	70t	1	125.0
<b>TOTAL</b>	<b>16</b>	<b>11</b>	<b>243</b>	<b>1/1</b>	<b>2</b>	<b>70T</b>	<b>1</b>	<b>125.0</b>

RUSHING	ATT	YDS	AVG	LG	TD
Alvin Kamara	20	115	5.8	15	3
Jamaal Williams	8	39	4.9	11	0
Taysom Hill	3	18	6.0	9	0
Rashid Shaheed	3	13	4.3	7	0
Chris Olave	1	7	7.0	7	0
Derek Carr	1	1	1.0	1t	1
Jake Haener	3	-3	-1.0	-1	0
<b>TOTAL</b>	<b>39</b>	<b>190</b>	<b>4.9</b>	<b>15</b>	<b>4</b>

RECEIVING	NO	YDS	AVG	LG	TD
Rashid Shaheed	4	96	24.0	70t	1
Chris Olave	4	81	20.3	39	0
Alvin Kamara	2	65	32.5	57t	1
Taysom Hill	1	1	1.0	1	0
<b>TOTAL</b>	<b>11</b>	<b>243</b>	<b>22.1</b>	<b>70T</b>	<b>2</b>

### DALLAS COWBOYS

PASSING	ATT	COM	YDS	SK/YD	TD	LG	INT	RTG
Dak Prescott	39	27	293	3/14	1	65t	2	78.3
Cooper Rush	3	1	6	0/0	0	6	0	42.4
<b>TOTAL</b>	<b>42</b>	<b>28</b>	<b>299</b>	<b>3/14</b>	<b>1</b>	<b>65T</b>	<b>2</b>	<b>75.4</b>

RUSHING	ATT	YDS	AVG	LG	TD
Rico Dowdle	7	30	4.3	7	0
Ezekiel Elliott	6	16	2.7	7	0
Dak Prescott	2	12	6.0	8	0
Deuce Vaughn	4	11	2.8	4	0
KaVontae Turpin	1	2	2.0	2	0
Brandin Cooks	1	-3	-3.0	-3	0
<b>TOTAL</b>	<b>21</b>	<b>68</b>	<b>3.2</b>	<b>8</b>	<b>0</b>

RECEIVING	NO	YDS	AVG	LG	TD
Jalen Tolbert	6	82	13.7	39	0
Luke Schoonmaker	6	43	7.2	15	0
CeeDee Lamb	4	90	22.5	65t	1
Rico Dowdle	4	29	7.3	9	0
Brandin Cooks	2	19	9.5	11	0
Ezekiel Elliott	2	16	8.0	15	0
KaVontae Turpin	2	4	2.0	5	0
Jalen Brooks	1	10	10.0	10	0
Deuce Vaughn	1	6	6.0	6	0
<b>TOTAL</b>	<b>28</b>	<b>299</b>	<b>10.7</b>	<b>65T</b>	<b>1</b>

# GAME SUMMARIES



## WEEK 3

**Baltimore Ravens 28, Dallas Cowboys 25**  
 93,566 ★ AT&T Stadium ★ Sep 22, 2024



<b>Baltimore Ravens</b> .....	<b>14</b>	<b>7</b>	<b>7</b>	<b>0</b>	<b>—</b>	<b>28</b>
<b>Dallas Cowboys</b> .....	<b>3</b>	<b>3</b>	<b>0</b>	<b>19</b>	<b>—</b>	<b>25</b>

### SCORING DRIVES

TEAM	QTR	TIME	SCORING PLAY	BAL	DAL
Ravens	1	9:36	L.Jackson 9 yd. run (J.Tucker kick) (5-71, 2:27)	7	0
Cowboys	1	6:33	B.Aubrey 65 yd. Field Goal (7-24, 3:03)	7	3
Ravens	1	2:41	D.Henry 1 yd. run (J.Tucker kick) (7-70, 3:52)	14	3
Ravens	2	:25	R.Bateman 13 yd. pass from L.Jackson (J.Tucker kick) (8-88, 2:42)	21	3
Cowboys	2	:02	B.Aubrey 51 yd. Field Goal (3-37, 0:23)	21	6
Ravens	3	11:58	D.Henry 26 yd. run (J.Tucker kick) (5-70, 3:02)	28	6
Cowboys	4	8:53	D.Prescott 1 yd. run (pass failed) (6-64, 1:48)	28	12
Cowboys	4	7:07	J.Tolbert 15 yd. pass from D.Prescott (pass failed) (7-56, 1:46)	28	18
Cowboys	4	2:53	K.Turpin 16 yd. pass from D.Prescott (B.Aubrey kick) (11-91, 2:33)	28	25

### Team Statistics

	Ravens	Cowboys
First Downs	24	26
3rd-Down Eff. (Made/Att/Pct)	4/9/44%	7/13/54%
4th-Down Eff. (Made/Att/Pct)	0/0/0%	0/1/0%
Total Net Yards	456	412
Total Plays	60	70
Yards Per Play	7.6	5.9
Rushes/Net Yards	45/274	16/51
Net Passing	182	361
Pass Attempts/Completions	15/12	51/28
Had Intercepted	0	0
Sacked/Yards Lost	0/0	3/18
Punts/Average	4/42.8	4/52.3
Penalties/Yards	13/105	6/44
Fumbles/Lost	0/0	2/1
Possession Time	34:45	25:15

### BALTIMORE RAVENS

PASSING	ATT	COM	YDS	SK/YD	TD	LG	INT	RTG
Lamar Jackson	15	12	182	0/0	1	56	0	139.4
<b>TOTAL</b>	<b>15</b>	<b>12</b>	<b>182</b>	<b>0/0</b>	<b>1</b>	<b>56</b>	<b>0</b>	<b>139.4</b>

RUSHING	ATT	YDS	AVG	LG	TD
Derrick Henry	25	151	6.0	29	2
Lamar Jackson	14	87	6.2	16	1
Justice Hill	5	33	6.6	17	0
Zay Flowers	1	3	3.0	3	0
<b>TOTAL</b>	<b>45</b>	<b>274</b>	<b>6.1</b>	<b>29</b>	<b>3</b>

RECEIVING	NO	YDS	AVG	LG	TD
Rashod Bateman	3	28	9.3	13t	1
Zay Flowers	3	20	6.7	9	0
Justice Hill	2	21	10.5	13	0
Nelson Agholor	1	56	56.0	56	0
Charlie Kolar	1	30	30.0	30	0
Derrick Henry	1	23	23.0	23	0
Isaiah Likely	1	4	4.0	4	0
<b>TOTAL</b>	<b>12</b>	<b>182</b>	<b>15.2</b>	<b>56</b>	<b>1</b>

### DALLAS COWBOYS

PASSING	ATT	COM	YDS	SK/YD	TD	LG	INT	RTG
Dak Prescott	51	28	379	3/18	2	31	0	91.9
<b>TOTAL</b>	<b>51</b>	<b>28</b>	<b>379</b>	<b>3/18</b>	<b>2</b>	<b>31</b>	<b>0</b>	<b>91.9</b>

RUSHING	ATT	YDS	AVG	LG	TD
Rico Dowdle	8	32	4.0	6	0
Dak Prescott	2	7	3.5	6	1
Ezekiel Elliott	3	6	2.0	4	0
Deuce Vaughn	2	5	2.5	4	0
KaVontae Turpin	1	1	1.0	1	0
<b>TOTAL</b>	<b>16</b>	<b>51</b>	<b>3.2</b>	<b>6</b>	<b>1</b>

RECEIVING	NO	YDS	AVG	LG	TD
Jake Ferguson	6	95	15.8	26	0
CeeDee Lamb	4	67	16.8	31	0
KaVontae Turpin	3	51	17.0	23	1
Jalen Tolbert	3	42	14.0	19	1
Rico Dowdle	3	24	8.0	18	0
Hunter Luepke	2	41	20.5	24	0
Brandin Cooks	2	16	8.0	9	0
Jalen Brooks	1	24	24.0	24	0
Deuce Vaughn	1	8	8.0	8	0
Ezekiel Elliott	1	6	6.0	6	0
Luke Schoonmaker	1	5	5.0	5	0
Tyler Smith	1	0	0.0	0	0
<b>TOTAL</b>	<b>28</b>	<b>379</b>	<b>13.5</b>	<b>31</b>	<b>2</b>

# GAME SUMMARIES



## WEEK 4

Dallas Cowboys 20, New York Giants 15  
80,425 ★ MetLife Stadium ★ Sep 26, 2024



Dallas Cowboys .....	7	7	3	3	—	20
New York Giants .....	3	6	3	3	—	15

### SCORING DRIVES

TEAM	QTR	TIME	SCORING PLAY	DAL	NYG
Giants	1	9:03	G.Joseph 52 yd. Field Goal (8-51, 4:43)	0	3
Cowboys	1	2:06	R.Dowdle 15 yd. pass from D.Prescott (B.Aubrey kick) (12-75, 6:57)	7	3
Giants	2	11:11	G.Joseph 41 yd. Field Goal (11-55, 5:55)	7	6
Cowboys	2	9:16	C.Lamb 55 yd. pass from D.Prescott (B.Aubrey kick) (5-70, 1:55)	14	6
Giants	2	1:06	G.Joseph 38 yd. Field Goal (15-52, 8:10)	14	9
Giants	3	8:42	G.Joseph 22 yd. Field Goal (11-77, 6:18)	14	12
Cowboys	3	5:06	B.Aubrey 60 yd. Field Goal (8-28, 3:36)	17	12
Giants	4	11:11	G.Joseph 42 yd. Field Goal (10-28, 4:20)	17	15
Cowboys	4	6:54	B.Aubrey 40 yd. Field Goal (10-48, 4:17)	20	15

### Team Statistics

	Cowboys	Giants
First Downs	14	16
3rd-Down Eff. (Made/Att/Pct)	3/10/30%	5/16/31%
4th-Down Eff. (Made/Att/Pct)	1/1/100%	3/4/75%
Total Net Yards	293	303
Total Plays	51	65
Yards Per Play	5.7	4.7
Rushes/Net Yards	23/80	24/26
Net Passing	213	277
Pass Attempts/Completions	27/22	40/29
Had Intercepted	0	1
Sacked/Yards Lost	1/8	1/4
Punts/Average	3/55.0	1/44.0
Penalties/Yards	11/89	4/35
Fumbles/Lost	1/0	1/0
Possession Time	24:23	35:37

### DALLAS COWBOYS

PASSING	ATT	COM	YDS	SK/YD	TD	LG	INT	RTG
Dak Prescott	27	22	221	1/8	2	55t	0	125.5
<b>TOTAL</b>	<b>27</b>	<b>22</b>	<b>221</b>	<b>1/8</b>	<b>2</b>	<b>55T</b>	<b>0</b>	<b>125.5</b>

RUSHING	ATT	YDS	AVG	LG	TD
Rico Dowdle	11	46	4.2	9	0
Ezekiel Elliott	5	19	3.8	8	0
CeeDee Lamb	3	8	2.7	10	0
Hunter Luepke	2	8	4.0	6	0
Dak Prescott	2	-1	-0.5	0	0
<b>TOTAL</b>	<b>23</b>	<b>80</b>	<b>3.5</b>	<b>10</b>	<b>0</b>

RECEIVING	NO	YDS	AVG	LG	TD
CeeDee Lamb	7	98	14.0	55t	1
Jake Ferguson	7	49	7.0	9	0
Jalen Tolbert	3	24	8.0	15	0
Hunter Luepke	2	14	7.0	11	0
Brandin Cooks	1	16	16.0	16	0
Rico Dowdle	1	15	15.0	15t	1
Ezekiel Elliott	1	5	5.0	5	0
<b>TOTAL</b>	<b>22</b>	<b>221</b>	<b>10.0</b>	<b>55T</b>	<b>2</b>

### NEW YORK GIANTS

PASSING	ATT	COM	YDS	SK/YD	TD	LG	INT	RTG
Daniel Jones	40	29	281	1/4	0	39	1	81.4
<b>TOTAL</b>	<b>40</b>	<b>29</b>	<b>281</b>	<b>1/4</b>	<b>0</b>	<b>39</b>	<b>1</b>	<b>81.4</b>

RUSHING	ATT	YDS	AVG	LG	TD
Devin Singletary	14	24	1.7	5	0
Daniel Jones	4	3	0.8	5	0
Tyrone Tracy Jr.	4	2	0.5	1	0
Eric Gray	1	1	1.0	1	0
Malik Nabers	1	-4	-4.0	-4	0
<b>TOTAL</b>	<b>24</b>	<b>26</b>	<b>1.1</b>	<b>5</b>	<b>0</b>

RECEIVING	NO	YDS	AVG	LG	TD
Malik Nabers	12	115	9.6	39	0
Wan'Dale Robinson	11	71	6.5	11	0
Darius Slayton	3	56	18.7	28	0
Tyrone Tracy Jr.	1	19	19.0	19	0
Devin Singletary	1	14	14.0	14	0
Theo Johnson	1	6	6.0	6	0
<b>TOTAL</b>	<b>29</b>	<b>281</b>	<b>9.7</b>	<b>39</b>	<b>0</b>

# GAME SUMMARIES



## WEEK 5

Dallas Cowboys 20, Pittsburgh Steelers 17  
67,380 ★ Acrisure Stadium ★ Oct 6, 2024



Dallas Cowboys	3	3	0	14	—	20
Pittsburgh Steelers	3	0	7	7	—	17

### SCORING DRIVES

TEAM	QTR	TIME	SCORING PLAY	DAL	PIT
Cowboys	1	12:35	B.Aubrey 55 yd. Field Goal (6-21, 2:25)	3	0
Steelers	1	7:33	C.Boswell 41 yd. Field Goal (11-52, 5:02)	3	3
Cowboys	2	8:51	B.Aubrey 33 yd. Field Goal (8-51, 3:29)	6	3
Steelers	3	11:50	Co.Heyward 16 yd. pass from J.Fields (C.Boswell kick) (6-72, 3:10)	6	10
Cowboys	4	13:51	R.Dowdle 22 yd. pass from D.Prescott (B.Aubrey kick) (16-90, 8:32)	13	10
Steelers	4	4:56	P.Freiermuth 6 yd. pass from J.Fields (C.Boswell kick) (12-63, 5:32)	13	17
Cowboys	4	:20	J.Tolbert 4 yd. pass from D.Prescott (B.Aubrey kick) (15-70, 4:36)	19	17

### Team Statistics

	Cowboys	Steelers
First Downs	25	17
3rd-Down Eff. (Made/Att/Pct)	9/15/60%	3/12/25%
4th-Down Eff. (Made/Att/Pct)	1/1/100%	2/2/100%
Total Net Yards	445	226
Total Plays	75	57
Yards Per Play	5.9	4.0
Rushes/Net Yards	31/109	26/92
Net Passing	336	134
Pass Attempts/Completions	42/29	28/16
Had Intercepted	2	0
Sacked/Yards Lost	2/16	3/16
Punts/Average	1/45.0	5/44.4
Penalties/Yards	11/87	8/50
Fumbles/Lost	2/1	2/1
Possession Time	32:29	27:31

### DALLAS COWBOYS

PASSING	ATT	COM	YDS	SK/YD	TD	LG	INT	RTG
Dak Prescott	42	29	352	2/16	2	48	2	90.6
<b>TOTAL</b>	<b>42</b>	<b>29</b>	<b>352</b>	<b>2/16</b>	<b>2</b>	<b>48</b>	<b>2</b>	<b>90.6</b>

RUSHING	ATT	YDS	AVG	LG	TD
Rico Dowdle	20	87	4.4	13	0
Ezekiel Elliott	6	17	2.8	5	0
Hunter Luepke	2	6	3.0	4	0
Dak Prescott	1	3	3.0	3	0
CeeDee Lamb	1	2	2.0	2	0
KaVontae Turpin	1	-6	-6.0	-6	0
<b>TOTAL</b>	<b>31</b>	<b>109</b>	<b>3.5</b>	<b>13</b>	<b>0</b>

RECEIVING	NO	YDS	AVG	LG	TD
Jalen Tolbert	7	87	12.4	48	1
Jake Ferguson	6	70	11.7	27	0
CeeDee Lamb	5	62	12.4	27	0
KaVontae Turpin	4	50	12.5	34	0
Rico Dowdle	2	27	13.5	22t	1
Brevyn Spann-Ford	2	20	10.0	13	0
Hunter Luepke	1	18	18.0	18	0
Jalen Brooks	1	10	10.0	10	0
Luke Schoonmaker	1	8	8.0	8	0
<b>TOTAL</b>	<b>29</b>	<b>352</b>	<b>12.1</b>	<b>48</b>	<b>2</b>

### PITTSBURGH STEELERS

PASSING	ATT	COM	YDS	SK/YD	TD	LG	INT	RTG
Justin Fields	27	15	131	3/16	2	21	0	93.3
Kyle Allen	1	1	19	0/0	0	19	0	118.8
<b>TOTAL</b>	<b>28</b>	<b>16</b>	<b>150</b>	<b>3/16</b>	<b>2</b>	<b>21</b>	<b>0</b>	<b>95.8</b>

RUSHING	ATT	YDS	AVG	LG	TD
Najee Harris	14	42	3.0	6	0
Justin Fields	6	27	4.5	8	0
Aaron Champkin	4	14	3.5	5	0
Jonathan Ward	2	9	4.5	7	0
<b>TOTAL</b>	<b>26</b>	<b>92</b>	<b>3.5</b>	<b>8</b>	<b>0</b>

RECEIVING	NO	YDS	AVG	LG	TD
Van Jefferson	3	26	8.7	11	0
George Pickens	3	26	8.7	21	0
Pat Freiermuth	3	22	7.3	19	1
Najee Harris	2	35	17.5	20	0
Connor Heyward	2	23	11.5	16t	1
Brandon Johnson	1	9	9.0	9	0
Calvin Austin III	1	6	6.0	6	0
Darnell Washington	1	5	5.0	5	0
<b>TOTAL</b>	<b>16</b>	<b>150</b>	<b>9.4</b>	<b>21</b>	<b>2</b>

# GAME SUMMARIES



**WEEK 6**  
**Detroit Lions 47, Dallas Cowboys 9**  
 93,644 ★ AT&T Stadium ★ Oct 13, 2024

Detroit Lions .....	7	20	10	10	—	47
Dallas Cowboys .....	3	3	3	0	—	9

### SCORING DRIVES

TEAM	QTR	TIME	SCORING PLAY	DET	DAL
Cowboys	1	11:21	B.Aubrey 34 yd. Field Goal (9-54, 3:39)	0	3
Lions	1	9:06	D.Montgomery 16 yd. run (J.Bates kick) (5-70, 2:15)	7	3
Lions	2	13:28	J.Bates 40 yd. Field Goal (12-58, 6:06)	10	3
Lions	2	11:39	S.LaPorta 52 yd. pass from J.Goff (J.Bates kick) (3-63, 0:51)	17	3
Lions	2	3:57	J.Bates 48 yd. Field Goal (11-39, 6:20)	20	3
Lions	2	:36	D.Montgomery 1 yd. run (J.Bates kick) (6-38, 2:03)	27	3
Cowboys	2	:08	B.Aubrey 47 yd. Field Goal (4-1, 0:28)	27	6
Lions	3	12:35	J.Williams 37 yd. pass from J.Goff (J.Bates kick) (5-70, 2:25)	34	6
Cowboys	3	8:48	B.Aubrey 50 yd. Field Goal (10-39, 3:47)	34	9
Lions	3	5:26	J.Bates 33 yd. Field Goal (6-44, 3:22)	37	9
Lions	4	14:12	J.Bates 33 yd. Field Goal (9-57, 5:12)	40	9
Lions	4	13:18	A.St. Brown 4 yd. pass from J.Goff (J.Bates kick) (1-4, 0:04)	47	9

### Team Statistics

	Lions	Cowboys
First Downs	27	16
3rd-Down Eff. (Made/Att/Pct)	4/10/40%	3/13/23%
4th-Down Eff. (Made/Att/Pct)	1/2/50%	1/4/25%
Total Net Yards	492	251
Total Plays	66	65
Yards Per Play	7.5	3.9
Rushes/Net Yards	36/184	17/53
Net Passing	308	198
Pass Attempts/Completions	27/19	44/25
Had Intercepted	0	3
Sacked/Yards Lost	3/26	4/26
Punts/Average	0/0.0	2/46.5
Penalties/Yards	8/63	4/30
Fumbles/Lost	1/0	2/2
Possession Time	34:43	25:17

### DETROIT LIONS

PASSING	ATT	COM	YDS	SK/YD	TD	LG	INT	RTG
Jared Goff	25	18	315	2/17	3	52t	0	153.8
Hendon Hooker	2	1	19	1/9	0	19	0	83.3
<b>TOTAL</b>	<b>27</b>	<b>19</b>	<b>334</b>	<b>3/26</b>	<b>3</b>	<b>52T</b>	<b>0</b>	<b>149.3</b>

RUSHING	ATT	YDS	AVG	LG	TD
David Montgomery	12	80	6.7	19	2
Jahmyr Gibbs	12	63	5.3	15	0
Craig Reynolds	6	21	3.5	6	0
Jameson Williams	1	11	11.0	11	0
Jared Goff	3	5	1.7	5	0
Sione Vaki	1	5	5.0	5	0
Hendon Hooker	1	-1	-1.0	-1	0
<b>TOTAL</b>	<b>36</b>	<b>184</b>	<b>5.1</b>	<b>19</b>	<b>2</b>

RECEIVING	NO	YDS	AVG	LG	TD
Kalif Raymond	4	73	18.3	38	0
Amon-Ra St. Brown	4	37	9.3	16	1
Jameson Williams	3	76	25.3	37t	1
Tim Patrick	3	68	22.7	42	0
Jahmyr Gibbs	3	28	9.3	20	0
Sam LaPorta	1	52	52.0	52t	1
David Montgomery	1	0	0.0	0	0
<b>TOTAL</b>	<b>19</b>	<b>334</b>	<b>17.6</b>	<b>52T</b>	<b>3</b>

### DALLAS COWBOYS

PASSING	ATT	COM	YDS	SK/YD	TD	LG	INT	RTG
Dak Prescott	33	17	178	4/26	0	27	2	42.2
Cooper Rush	11	8	46	0/0	0	15	1	42.2
<b>TOTAL</b>	<b>44</b>	<b>25</b>	<b>224</b>	<b>4/26</b>	<b>0</b>	<b>27</b>	<b>3</b>	<b>42.2</b>

RUSHING	ATT	YDS	AVG	LG	TD
Rico Dowdle	5	25	5.0	12	0
Ezekiel Elliott	8	17	2.1	6	0
KaVontae Turpin	1	6	6.0	6	0
CeeDee Lamb	1	2	2.0	2	0
Cooper Rush	1	2	2.0	2	0
Dak Prescott	1	1	1.0	1	0
<b>TOTAL</b>	<b>17</b>	<b>53</b>	<b>3.1</b>	<b>12</b>	<b>0</b>

RECEIVING	NO	YDS	AVG	LG	TD
CeeDee Lamb	7	89	12.7	27	0
Rico Dowdle	5	30	6.0	15	0
Jalen Tolbert	4	43	10.8	26	0
KaVontae Turpin	4	24	6.0	12	0
Jake Ferguson	3	11	3.7	6	0
Jalen Brooks	1	15	15.0	15	0
Ryan Flournoy	1	12	12.0	12	0
<b>TOTAL</b>	<b>25</b>	<b>224</b>	<b>9.0</b>	<b>27</b>	<b>0</b>



# GAME SUMMARIES



## WEEK 8

Dallas Cowboys 24, San Francisco 49ers 30  
71,521 ★ Levi's Stadium ★ Oct 27, 2024



Dallas Cowboys	0	10	0	14	—	24
San Francisco 49ers	3	3	21	3	—	30

### SCORING DRIVES

TEAM	QTR	TIME	SCORING PLAY	DAL	SF
49ers	1	7:14	A.Carlson 50 yd. Field Goal (7-55, 4:30)	0	3
Cowboys	2	10:58	E.Elliott 1 yd. run (B.Aubrey kick) (11-65, 6:35)	7	3
Cowboys	2	2:56	B.Aubrey 29 yd. Field Goal (8-46, 3:36)	10	3
49ers	2	1:30	A.Carlson 44 yd. Field Goal (6-39, 1:26)	10	6
49ers	3	12:57	I.Guerendo 4 yd. run (A.Carlson kick) (5-60, 2:03)	10	13
49ers	3	7:14	G.Kittle 2 yd. pass from B.Purdy (A.Carlson kick) (7-32, 4:16)	10	20
49ers	3	:36	B.Purdy 2 yd. run (A.Carlson kick) (9-75, 5:33)	10	27
Cowboys	4	7:58	C.Lamb 7 yd. pass from D.Prescott (B.Aubrey kick) (10-70, 3:59)	17	27
49ers	4	4:25	A.Carlson 41 yd. Field Goal (6-47, 3:33)	17	30
Cowboys	4	3:32	C.Lamb 20 yd. pass from D.Prescott (B.Aubrey kick) (4-70, 0:53)	24	30

### Team Statistics

	Cowboys	49ers
First Downs	18	19
3rd-Down Eff. (Made/Att/Pct)	4/12/33%	8/16/50%
4th-Down Eff. (Made/Att/Pct)	1/2/50%	0/1/0%
Total Net Yards	292	469
Total Plays	59	64
Yards Per Play	4.9	7.3
Rushes/Net Yards	19/56	36/223
Net Passing	236	246
Pass Attempts/Completions	38/25	26/18
Had Intercepted	2	0
Sacked/Yards Lost	2/7	2/14
Punts/Average	4/48.5	4/43.0
Penalties/Yards	6/30	9/73
Fumbles/Lost	2/0	1/0
Possession Time	26:48	33:12

### DALLAS COWBOYS

PASSING	ATT	COM	YDS	SK/YD	TD	LG	INT	RTG
Dak Prescott	38	25	243	2/7	2	29	2	79.2
<b>TOTAL</b>	<b>38</b>	<b>25</b>	<b>243</b>	<b>2/7</b>	<b>2</b>	<b>29</b>	<b>2</b>	<b>79.2</b>

RUSHING	ATT	YDS	AVG	LG	TD
Ezekiel Elliott	10	34	3.4	11	1
Dalvin Cook	6	12	2.0	4	0
KaVontae Turpin	1	11	11.0	11	0
Hunter Luepke	1	0	0.0	0	0
Dak Prescott	1	-1	-1.0	-1	0
<b>TOTAL</b>	<b>19</b>	<b>56</b>	<b>2.9</b>	<b>11</b>	<b>1</b>

RECEIVING	NO	YDS	AVG	LG	TD
CeeDee Lamb	13	146	11.2	29	2
Jake Ferguson	6	23	3.8	10	0
Jalen Tolbert	3	44	14.7	28	0
KaVontae Turpin	1	16	16.0	16	0
Dalvin Cook	1	10	10.0	10	0
Ezekiel Elliott	1	4	4.0	4	0
<b>TOTAL</b>	<b>25</b>	<b>243</b>	<b>9.7</b>	<b>29</b>	<b>2</b>

### SAN FRANCISCO 49ERS

PASSING	ATT	COM	YDS	SK/YD	TD	LG	INT	RTG
Brock Purdy	26	18	260	2/14	1	47	0	114.3
<b>TOTAL</b>	<b>26</b>	<b>18</b>	<b>260</b>	<b>2/14</b>	<b>1</b>	<b>47</b>	<b>0</b>	<b>114.3</b>

RUSHING	ATT	YDS	AVG	LG	TD
Isaac Guerendo	14	85	6.1	19	1
Brock Purdy	8	56	7.0	16	1
Ricky Pearsall	1	39	39.0	39	0
Jordan Mason	6	18	3.0	6	0
Deebo Samuel Sr.	4	15	3.8	6	0
Patrick Taylor Jr.	2	9	4.5	5	0
Kyle Juszczyk	1	1	1.0	1	0
<b>TOTAL</b>	<b>36</b>	<b>223</b>	<b>6.2</b>	<b>39</b>	<b>2</b>

RECEIVING	NO	YDS	AVG	LG	TD
George Kittle	6	128	21.3	43	1
Deebo Samuel Sr.	4	71	17.8	47	0
Ricky Pearsall	4	38	9.5	13	0
Isaac Guerendo	3	17	5.7	12	0
Kyle Juszczyk	1	6	6.0	6	0
<b>TOTAL</b>	<b>18</b>	<b>260</b>	<b>14.4</b>	<b>47</b>	<b>1</b>

# GAME SUMMARIES



## WEEK 9

Dallas Cowboys 21, Atlanta Falcons 27

72,665 ★ Mercedes-Benz Stadium ★ Nov 3, 2024



Dallas Cowboys	3	7	3	8	—	21
Atlanta Falcons	7	7	7	6	—	27

### SCORING DRIVES

TEAM	QTR	TIME	SCORING PLAY	DAL	ATL
Cowboys	1	9:32	B.Aubrey 34 yd. Field Goal (7-59, 3:32)	3	0
Falcons	1	5:23	D.London 9 yd. pass from K.Cousins (Y.Koo kick) (7-78, 4:09)	3	7
Falcons	2	8:28	D.Mooney 36 yd. pass from K.Cousins (Y.Koo kick) (5-53, 2:50)	3	14
Cowboys	2	4:01	R.Dowdle 3 yd. pass from D.Prescott (B.Aubrey kick) (9-70, 4:27)	10	14
Falcons	3	10:23	R.McCloud 11 yd. pass from K.Cousins (Y.Koo kick) (5-38, 2:47)	10	21
Cowboys	3	:00	B.Aubrey 57 yd. Field Goal (9-22, 4:11)	13	21
Falcons	4	11:08	T.Allgeier 6 yd. run (pass failed) (7-66, 3:52)	13	27
Cowboys	4	1:28	J.Tolbert 4 yd. pass from C.Rush (C.Rush-C.Lamb pass) (14-86, 3:28)	21	27

### Team Statistics

	Cowboys	Falcons
First Downs	23	17
3rd-Down Eff. (Made/Att/Pct)	3/13/23%	4/13/31%
4th-Down Eff. (Made/Att/Pct)	1/5/20%	2/2/100%
Total Net Yards	378	310
Total Plays	74	56
Yards Per Play	5.1	5.5
Rushes/Net Yards	21/137	30/100
Net Passing	241	210
Pass Attempts/Completions	50/31	24/19
Had Intercepted	0	0
Sacked/Yards Lost	3/7	2/12
Punts/Average	3/46.3	5/49.0
Penalties/Yards	9/55	4/26
Fumbles/Lost	1/0	3/1
Possession Time	30:40	29:20

### DALLAS COWBOYS

PASSING	ATT	COM	YDS	SK/YD	TD	LG	INT	RTG
Dak Prescott	24	18	133	3/7	1	27	0	101.6
Cooper Rush	25	13	115	0/0	1	22	0	77.9
Bryan Anger	1	0	0	0/0	0	0	0	39.6
<b>TOTAL</b>	<b>50</b>	<b>31</b>	<b>248</b>	<b>3/7</b>	<b>2</b>	<b>27</b>	<b>0</b>	<b>87.8</b>

RUSHING	ATT	YDS	AVG	LG	TD
Rico Dowdle	12	75	6.3	15	0
Dak Prescott	3	30	10.0	22	0
CeeDee Lamb	2	15	7.5	18	0
Dalvin Cook	2	8	4.0	4	0
Hunter Luepke	1	5	5.0	5	0
Cooper Rush	1	4	4.0	4	0
<b>TOTAL</b>	<b>21</b>	<b>137</b>	<b>6.5</b>	<b>22</b>	<b>0</b>

RECEIVING	NO	YDS	AVG	LG	TD
CeeDee Lamb	8	47	5.9	10	0
Jake Ferguson	7	71	10.1	27	0
Rico Dowdle	5	32	6.4	13	1
KaVontae Turpin	3	36	12.0	22	0
Jalen Tolbert	3	19	6.3	12	1
Jalen Brooks	2	26	13.0	16	0
Hunter Luepke	2	4	2.0	7	0
Ryan Flournoy	1	13	13.0	13	0
<b>TOTAL</b>	<b>31</b>	<b>248</b>	<b>8.0</b>	<b>27</b>	<b>2</b>

### ATLANTA FALCONS

PASSING	ATT	COM	YDS	SK/YD	TD	LG	INT	RTG
Kirk Cousins	24	19	222	2/12	3	36t	0	144.8
<b>TOTAL</b>	<b>24</b>	<b>19</b>	<b>222</b>	<b>2/12</b>	<b>3</b>	<b>36T</b>	<b>0</b>	<b>144.8</b>

RUSHING	ATT	YDS	AVG	LG	TD
Bijan Robinson	19	86	4.5	16	0
Tyler Allgeier	6	18	3.0	6t	1
Ray-Ray McCloud III	1	7	7.0	7	0
Kirk Cousins	4	-11	-2.8	0	0
<b>TOTAL</b>	<b>30</b>	<b>100</b>	<b>3.3</b>	<b>16</b>	<b>1</b>

RECEIVING	NO	YDS	AVG	LG	TD
Bijan Robinson	7	59	8.4	29	0
Darnell Mooney	5	88	17.6	36t	1
Ray-Ray McCloud III	3	28	9.3	11t	1
Drake London	2	27	13.5	18	1
Kyle Pitts	1	11	11.0	11	0
KhaDarel Hodge	1	9	9.0	9	0
<b>TOTAL</b>	<b>19</b>	<b>222</b>	<b>11.7</b>	<b>36T</b>	<b>3</b>

# DRIVE CHARTS

WEEK 1: COWBOYS 33, BROWNS 17

SEPTEMBER 8, 2024

★ COWBOYS													🏈 BROWNS												
#	RECD	LOST	POSS	OBTAINED	BEGAN	PLAYS	YDS	PEN	NET	1ST ENDED	GIVEN UP	#	RECD	LOST	POSS	OBTAINED	BEGAN	PLAYS	YDS	PEN	NET	1ST ENDED	GIVEN UP		
1	15:00	12:39	2:21	KO	DAL 33	3	9	-10	-1	0	DAL 32	Punt	1	12:39	09:23	3:16	Punt	DAL 46	6	23	-10	13	1	DAL 33	Field Goal
2	09:23	06:55	2:28	KO	DAL 30	6	70	0	70	3	CLE 21	TD	2	06:55	04:45	2:10	KO	CLE 25	3	12	-5	7	0	CLE 32	Punt
3	04:45	01:10	3:35	Punt	DAL 10	8	31	0	31	2	DAL 41	Punt	3	01:10	00:00	1:10	Punt	CLE 20	3	-5	0	-5	0	CLE 15	Punt
4	15:00	12:56	2:04	Punt	DAL 29	3	2	0	2	0	DAL 31	Punt	4	12:56	11:11	1:45	Punt	CLE 23	3	8	0	8	0	CLE 31	Punt
5	11:11	05:15	5:56	Punt	DAL 22	11	74	4	78	6	CLE 3	TD	5	05:15	04:34	0:41	KO	CLE 20	3	3	0	3	0	CLE 23	Punt
6	04:34	02:06	2:28	Punt	DAL 44	5	17	0	17	1	CLE 39	Field Goal	6	02:06	01:46	0:20	KO	CLE 30	2	6	-10	-4	0	CLE 26	Int
7	01:46	00:51	0:55	Int	CLE 23	4	1	0	1	0	CLE 22	Field Goal	7	00:51	00:09	0:42	KO	CLE 27	3	7	0	7	0	CLE 34	Punt
8	00:09	00:00	0:09	Punt	DAL 40	2	12	-5	7	1	DAL 47	End Half	8	15:00	12:59	2:01	KO	CLE 25	3	-9	-5	-14	0	CLE 11	Punt
9	08:42	07:47	0:55	KO	DAL 30	3	3	0	3	0	DAL 33	Punt	9	12:59	08:42	4:17	KO	CLE 25	12	75	0	75	5	DAL 6	TD
10	06:35	05:17	1:18	Punt	DAL 13	3	4	0	4	0	DAL 17	Punt	10	07:47	06:35	1:12	Punt	CLE 14	3	-4	5	1	1	CLE 15	Punt
11	03:55	01:27	2:28	Downs	CLE 46	6	19	-5	14	1	CLE 32	Field Goal	11	05:17	03:55	1:22	Punt	CLE 45	4	1	0	1	0	CLE 49	Downs
12	14:07	11:51	2:16	Downs	CLE 38	6	20	-10	10	1	CLE 28	Field Goal	12	01:27	14:07	2:20	KO	CLE 32	4	11	-5	6	0	CLE 38	Downs
13	09:06	07:22	1:44	Int	DAL 23	3	4	0	4	0	DAL 27	Punt	13	11:51	09:06	2:45	KO	CLE 30	7	48	0	48	3	DAL 22	Int
14	00:29	00:00	0:29	KO	DAL 30	1	-1	0	-1	0	DAL 30	End Game	14	07:22	00:29	6:53	Punt	CLE 36	15	54	10	64	5	DAL 2	TD

WEEK 2: COWBOYS 19, SAINTS 44

SEPTEMBER 15, 2024

★ COWBOYS													🏈 SAINTS												
#	RECD	LOST	POSS	OBTAINED	BEGAN	PLAYS	YDS	PEN	NET	1ST ENDED	GIVEN UP	#	RECD	LOST	POSS	OBTAINED	BEGAN	PLAYS	YDS	PEN	NET	1ST ENDED	GIVEN UP		
1	10:50	04:14	6:36	KO	DAL 21	13	50	-5	45	4	NO 34	Field Goal	1	15:00	10:50	4:10	KO	NO 20	7	80	0	80	4	DAL 5	TD
2	04:05	11:39	7:26	KO	DAL 39	14	41	0	41	4	NO 20	Field Goal	2	04:14	04:05	0:09	KO	NO 30	1	70	0	70	1	NO 30	TD
3	09:30	07:43	1:47	KO	DAL 22	4	78	0	78	2	DAL 35	TD	3	11:39	09:30	2:09	KO	NO 30	4	70	0	70	2	NO 43	TD
4	02:48	01:02	1:46	KO	DAL 32	5	17	0	17	2	DAL 49	Int	4	07:43	02:48	4:55	KO	NO 30	11	70	0	70	5	DAL 12	TD
5	00:39	00:00	0:39	KO	DAL 30	7	40	0	40	3	NO 30	Field Goal	5	01:02	00:39	0:23	Int	DAL 20	3	20	0	20	2	DAL 1	TD
6	15:00	09:05	5:55	KO	DAL 27	10	56	-5	51	2	NO 22	Field Goal	6	09:05	01:09	7:56	KO	NO 30	13	69	1	70	6	DAL 7	TD
7	01:09	13:41	2:28	KO	DAL 30	9	54	0	54	3	NO 16	Downs	7	13:41	12:04	1:37	Downs	NO 17	3	10	0	10	1	NO 27	Int
8	12:04	11:59	0:05	Int	NO 47	1	0	0	0	0	NO 47	Int	8	11:59	09:34	2:25	Int	NO 30	5	9	0	9	1	NO 39	Punt
9	09:34	07:49	1:45	Punt	DAL 12	4	1	0	1	0	DAL 13	Downs	9	07:49	05:11	2:38	Downs	DAL 13	4	15	-10	5	0	DAL 8	Field Goal
10	05:11	04:09	1:02	KO	DAL 30	3	6	0	6	0	DAL 36	Punt	10	04:09	00:00	4:09	Punt	NO 11	6	19	0	19	2	NO 31	End Game

WEEK 3: COWBOYS 25, RAVENS 28

SEPTEMBER 22, 2024

★ COWBOYS													🏈 RAVENS												
#	RECD	LOST	POSS	OBTAINED	BEGAN	PLAYS	YDS	PEN	NET	1ST ENDED	GIVEN UP	#	RECD	LOST	POSS	OBTAINED	BEGAN	PLAYS	YDS	PEN	NET	1ST ENDED	GIVEN UP		
1	15:00	12:03	2:57	KO	DAL 15	7	17	-4	13	2	DAL 28	Punt	1	12:03	09:36	2:27	Punt	BAL 29	5	71	0	71	4	DAL 9	TD
2	09:36	06:33	3:03	KO	DAL 30	7	24	0	24	1	BAL 46	Field Goal	2	06:33	02:41	3:52	KO	BAL 30	7	70	0	70	3	DAL 1	TD
3	02:41	14:34	3:07	KO	DAL 30	7	70	-10	60	3	BAL 19	FUM	3	14:34	09:18	5:16	FUM	BAL 9	8	34	-5	29	2	BAL 38	Punt
4	09:18	08:14	1:04	Punt	DAL 7	3	0	0	0	0	DAL 7	Punt	4	08:14	05:46	2:28	Punt	BAL 47	3	9	-5	4	0	DAL 49	Punt
5	05:46	03:07	2:39	Punt	DAL 13	6	21	0	21	1	DAL 34	Punt	5	03:07	00:25	2:42	Punt	BAL 12	8	88	0	88	6	DAL 13	TD
6	00:25	00:02	0:23	KO	DAL 30	3	37	0	37	1	BAL 33	Field Goal	6	00:02	00:00	0:02	KO		0	0	0	0	0		End Half
7	11:58	07:52	4:06	KO	DAL 29	8	13	10	23	3	BAL 48	Punt	7	15:00	11:58	3:02	KO	BAL 30	5	80	-10	70	2	DAL 26	TD
8	01:36	14:47	1:49	Punt	DAL 23	7	39	0	39	3	BAL 38	Downs	8	07:52	01:36	6:16	Punt	BAL 11	8	42	-25	17	3	BAL 28	Punt
9	10:41	08:53	1:48	Missed FG	DAL 36	6	64	0	64	4	BAL 1	TD	9	14:47	10:41	4:06	Downs	BAL 39	7	33	0	33	2	DAL 28	Missed FG
10	08:53	07:07	1:46	Onside Kick	DAL 44	7	56	0	56	3	BAL 15	TD	10	07:07	05:26	1:41	KO	DAL 47	3	7	0	7	0	DAL 40	Punt
11	05:26	02:53	2:33	Punt	DAL 9	11	71	20	91	5	BAL 16	TD	11	02:53	00:00	2:53	KO	BAL 21	7	22	0	22	2	BAL 44	End Game

WEEK 4: COWBOYS 20, GIANTS 15

SEPTEMBER 26, 2024

★ COWBOYS													🏈 NY GIANTS												
#	RECD	LOST	POSS	OBTAINED	BEGAN	PLAYS	YDS	PEN	NET	1ST ENDED	GIVEN UP	#	RECD	LOST	POSS	OBTAINED	BEGAN	PLAYS	YDS	PEN	NET	1ST ENDED	GIVEN UP		
1	15:00	13:46	1:14	KO	DAL 30	3	5	0	5	0	DAL 35	Punt	1	13:46	09:03	4:43	Punt	NYG 15	8	66	-15	51	1	DAL 34	Field Goal
2	09:03	02:06	6:57	KO	DAL 25	12	95	-20	75	5	NYG 15	TD	2	02:06	11:11	5:55	KO	NYG 23	11	55	0	55	3	DAL 22	Field Goal
3	11:11	09:16	1:55	KO	DAL 30	5	70	0	70	2	DAL 45	TD	3	09:16	01:06	8:10	KO	NYG 28	15	47	5	52	4	DAL 20	Field Goal
4	01:06	00:06	1:00	KO	DAL 30	5	15	-5	10	1	DAL 40	Punt	4	00:06	00:00	0:06	Punt	NYG 30	1	-1	0	-1	0	NYG 30	End Half
5	08:42	05:06	3:36	KO	DAL 30	8	38	-10	28	2	NYG 42	Field Goal	5	15:00	08:42	6:18	KO	NYG 20	11	77	0	77	5	DAL 3	Field Goal
6	02:57	00:31	2:26	Punt	DAL 18	3	10	-9	1	0	DAL 19	Punt	6	05:06	02:57	2:09	KO	NYG 32	3	6	0	6	0	NYG 38	Punt
7	11:11	06:54	4:17	KO	DAL 30	10	48	0	48	3	NYG 22	Field Goal	7	00:31	11:11	4:20	Punt	NYG 48	10	38	-10	28	2	DAL 24	Field Goal
8	03:21	00:28	2:53	Downs	NYG 45	7	13	0	13	1	NYG 32	Missed FG	8	06:54	03:21	3:33	KO	NYG 30	8	15	0	15	1	NYG 45	Downs
9	00:05	00:00	0:05	Int	DAL 4	1	-1	0	-1	0	DAL 4	End Game	9	00:28	00:05	0:23	Missed FG	NYG 41	3	0	0	0	0	NYG 41	Int

# DRIVE CHARTS

## WEEK 5: COWBOYS 20, STEELERS 17

OCTOBER 6, 2024

★ COWBOYS											🏈 STEELERS														
#	RECD	LOST	POSS	OBTAINED	BEGAN	PLAYS	YDS	PEN	NET	1ST ENDED	GIVEN UP	#	RECD	LOST	POSS	OBTAINED	BEGAN	PLAYS	YDS	PEN	NET	1ST ENDED	GIVEN UP		
1	15:00	12:35	2:25	KO	DAL 43	6	21	0	21	1	PIT 36	Field Goal	1	12:35	07:33	5:02	KO	PIT 25	11	47	5	52	3	DAL 23	Field Goal
2	07:33	06:32	1:01	KO	DAL 30	3	14	-15	-1	0	DAL 29	Punt	2	06:32	04:41	1:51	Punt	PIT 26	5	-3	5	2	2	PIT 28	Punt
3	04:41	00:00	4:41	Punt	DAL 24	9	56	0	56	3	PIT 11	FUM	3	15:00	12:20	2:40	FUM	PIT 20	3	10	-10	0	0	PIT 20	Punt
4	12:20	08:51	3:29	Punt	DAL 34	8	41	10	51	2	PIT 15	Field Goal	4	08:51	03:05	5:46	KO	PIT 30	9	26	-5	21	2	DAL 49	Punt
5	03:05	00:52	2:13	Punt	DAL 15	7	70	0	70	2	PIT 15	Int	5	00:52	00:00	0:52	Int	PIT 2	3	9	0	9	0	PIT 6	End Half
6	11:50	08:44	3:06	KO	DAL 30	8	50	0	50	2	PIT 20	Blocked FG, Downs	6	15:00	11:50	3:10	KO	PIT 28	6	57	15	72	4	DAL 16	TD
7	07:23	13:51	8:32	Punt	DAL 10	16	95	-5	90	7	PIT 22	TD	7	08:44	07:23	1:21	Blocked FG, Downs	PIT 27	4	26	0	26	1	DAL 47	Punt
8	12:54	10:28	2:26	Punt	DAL 14	6	28	-15	13	2	DAL 27	Int	8	13:51	12:54	0:57	KO	PIT 34	3	5	0	5	0	PIT 39	Punt
9	04:56	00:20	4:36	KO	DAL 30	15	70	0	70	6	PIT 4	TD	9	10:28	04:56	5:32	Int	PIT 37	12	56	7	63	5	DAL 6	TD
													10	00:20	00:00	0:20	KO	PIT 21	2	-7	0	-7	0	PIT 21	FUM

## WEEK 6: COWBOYS 9, LIONS 47

OCTOBER 13, 2024

★ COWBOYS											🏈 LIONS														
#	RECD	LOST	POSS	OBTAINED	BEGAN	PLAYS	YDS	PEN	NET	1ST ENDED	GIVEN UP	#	RECD	LOST	POSS	OBTAINED	BEGAN	PLAYS	YDS	PEN	NET	1ST ENDED	GIVEN UP		
1	15:00	11:21	3:39	KO	DAL 30	9	49	5	54	3	DET 16	Field Goal	1	11:21	09:06	2:15	KO	DET 30	5	70	0	70	2	DAL 16	TD
2	09:06	04:34	4:32	KO	DAL 30	9	58	5	63	3	DET 7	Int	2	04:34	13:28	6:06	Int	DET 20	12	58	0	58	4	DAL 22	Field Goal
3	13:28	12:30	0:58	KO	DAL 30	3	5	-5	0	0	DAL 30	Punt	3	12:30	11:39	0:51	Punt	DET 37	3	63	0	63	2	DET 48	TD
4	11:39	10:17	1:22	KO	DAL 30	3	-10	0	-10	0	DAL 20	Punt	4	10:17	03:57	6:20	Punt	DET 31	11	39	0	39	3	DAL 30	Field Goal
5	03:57	02:39	1:18	KO	DAL 30	4	8	0	8	0	DAL 38	Downs	5	02:39	00:36	2:03	Downs	DAL 38	6	33	5	38	3	DAL 1	TD
6	00:36	00:08	0:28	KO	DET 30	4	1	0	1	0	DET 29	Field Goal	6	00:08	00:00	0:08	KO	DET 30	1	-1	0	-1	0	DET 30	End Half
7	12:35	08:48	3:47	KO	DAL 29	10	21	18	39	3	DET 32	Field Goal	7	15:00	12:35	2:25	KO	DET 30	5	70	0	70	3	DAL 37	TD
8	05:26	04:24	1:02	KO	DAL 30	4	32	0	32	1	FUM	FUM	8	08:48	05:26	3:22	KO	DET 41	6	49	-5	44	2	DAL 15	Field Goal
9	14:12	13:22	0:50	KO	DAL 28	4	4	0	4	0	DAL 32	Int	9	04:24	14:12	5:12	FUM	DET 28	9	72	-15	57	4	DAL 15	Field Goal
10	13:18	08:02	5:16	KO	DAL 41	11	54	0	54	4	DET 5	Int	10	13:22	13:18	0:04	Int	DAL 4	1	4	0	4	1	DAL 4	TD
11	04:23	02:18	2:05	Downs	DAL 40	7	29	0	29	2	DET 34	FUM	11	08:02	04:23	3:39	Int	DET 20	7	25	15	40	2	DAL 31	Downs
													12	02:18	00:00	2:18	FUM	DET 33	4	10	0	10	1	DET 44	End Game

## WEEK 8: COWBOYS 24, 49ERS 30

OCTOBER 27, 2024

★ COWBOYS											🏈 49ERS														
#	RECD	LOST	POSS	OBTAINED	BEGAN	PLAYS	YDS	PEN	NET	1ST ENDED	GIVEN UP	#	RECD	LOST	POSS	OBTAINED	BEGAN	PLAYS	YDS	PEN	NET	1ST ENDED	GIVEN UP		
1	15:00	11:44	3:16	KO	DAL 25	5	16	0	16	1	DAL 41	Punt	1	11:44	07:14	4:30	Punt	SF 13	7	70	-15	55	1	DAL 32	Field Goal
2	07:14	04:27	2:47	KO	DAL 32	5	23	0	23	2	SF 45	Int	2	04:27	02:33	1:54	Int	SF 8	5	26	0	26	1	SF 34	Punt
3	02:33	10:58	6:35	Punt	DAL 35	11	66	-1	65	6	SF 1	TD	3	10:58	06:32	4:26	KO	SF 34	7	33	-10	23	1	DAL 43	Downs
4	06:32	02:56	3:36	Downs	DAL 43	8	41	5	46	2	SF 11	Field Goal	4	02:56	01:30	1:26	KO	SF 35	6	49	-10	39	2	DAL 26	Field Goal
5	01:30	00:54	0:36	KO	DAL 33	3	7	0	7	0	DAL 40	Punt	5	00:54	00:10	0:44	Punt	SF 17	5	36	0	36	2	DAL 47	Punt
6	00:10	00:00	0:10	Punt	DAL 2	1	-1	0	-1	0	DAL 2	End Half	6	15:00	12:57	2:03	KO	SF 40	5	60	0	60	3	DAL 4	TD
7	12:57	11:30	1:27	KO	DAL 11	3	6	0	6	0	DAL 17	Int	7	11:30	07:14	4:16	Int	DAL 32	7	32	0	32	3	DAL 2	TD
8	07:14	06:09	1:05	KO	DAL 26	3	6	0	6	0	DAL 32	Punt	8	06:09	00:36	5:33	Punt	SF 25	9	75	0	75	4	DAL 2	TD
9	00:36	13:34	2:02	KO	DAL 40	3	3	0	3	0	DAL 43	Punt	9	13:34	11:57	1:37	Punt	SF 17	3	9	0	9	0	SF 26	Punt
10	11:57	07:58	3:59	Punt	DAL 30	10	56	14	70	4	SF 7	TD	10	07:58	04:25	3:33	KO	SF 31	6	52	-5	47	1	DAL 22	Field Goal
11	04:25	03:32	0:53	KO	DAL 30	4	70	0	70	3	SF 20	TD	11	03:32	03:05	0:27	KO	SF 30	3	6	0	6	0	SF 36	Punt
12	03:05	02:43	0:22	Punt	DAL 25	4	0	0	0	0	DAL 25	Downs	12	02:43	00:00	2:43	Downs	DAL 25	4	21	0	21	1	DAL 3	End Game

## WEEK 9: COWBOYS 21, FALCONS 27

NOVEMBER 3, 2024

★ COWBOYS											🏈 FALCONS														
#	RECD	LOST	POSS	OBTAINED	BEGAN	PLAYS	YDS	PEN	NET	1ST ENDED	GIVEN UP	#	RECD	LOST	POSS	OBTAINED	BEGAN	PLAYS	YDS	PEN	NET	1ST ENDED	GIVEN UP		
1	13:04	09:32	3:32	Punt	DAL 25	7	59	0	59	3	ATL 16	Field Goal	1	15:00	13:04	1:56	KO	ATL 30	4	12	-10	2	0	ATL 32	Punt
2	05:23	03:14	2:09	KO	DAL 16	3	-3	0	-3	0	DAL 13	Punt	2	09:32	05:23	4:09	KO	ATL 22	7	78	0	78	5	DAL 9	TD
3	14:16	11:18	2:58	FUM	DAL 33	6	20	0	20	1	ATL 44	Downs	3	03:14	14:16	3:58	Punt	DAL 49	7	16	-5	11	1	DAL 32	FUM
4	08:28	04:01	4:27	KO	DAL 30	9	79	-9	70	6	ATL 3	TD	4	11:18	08:28	2:50	Downs	ATL 47	5	63	-10	53	2	DAL 36	TD
5	01:06	00:00	1:06	Punt	DAL 23	6	20	0	20	1	DAL 43	Downs	5	04:01	01:06	2:55	KO	ATL 23	6	10	0	10	1	ATL 33	Punt
6	15:00	13:10	1:50	KO	DAL 30	4	13	-5	8	0	DAL 38	Downs	6	13:10	10:23	2:47	Downs	DAL 38	5	38	0	38	3	DAL 11	TD
7	10:23	07:42	2:41	KO	DAL 30	4	26	-10	16	1	DAL 46	Punt	7	07:42	04:11	3:31	Punt	ATL 1	6	28	0	28	1	ATL 29	Punt
8	04:11	00:00	4:11	Punt	DAL 39	9	32	-10	22	2	ATL 39	Field Goal	8	15:00	11:08	3:52	KO	ATL 34	7	66	0	66	4	DAL 6	TD
9	11:08	09:22	1:46	KO	DAL 30	5	16	-5	11	1	DAL 41	Punt	9	09:22	07:52	1:30	Punt	ATL 14	3	3	0	3	0	ATL 17	Punt
10	07:52	05:20	2:32	Punt	DAL 44	9	30	-5	25	2	ATL 31	Downs	10	05:20	04:56	0:24	Downs	ATL 31	3	5	0	5	0	ATL 36	Punt
11	04:56	01:28	3:28	Punt	DAL 14	14	86	0	86	6	ATL 4	TD	11	01:28	00:00	1:28	KO	DAL 42	3	-11	0	-11	0		End Game



**NON-MEDIA GUIDE BIOS**



ONE COWBOYS WAY ★ FRISCO, TEXAS 75034 ★ P:972.497.4959 ★ WWW.DALLASCOWBOYS.COM

## 2024 NON-MEDIA GUIDE BIOS

### DALVIN COOK

20 • Running Back

5-10 • 210 • 8/10/95  
Florida State • FA-24  
NFL: 8th Year • Cowboys: 1st Year  
Games/Starts: 2023-15/0; Career-88/72  
Postseason: 2023-1/0; Career-4/3



**PRO:** The Dallas Cowboys added a four-time Pro Bowl running back in Dalvin Cook prior to the regular season. Cook spent six seasons in Minnesota (five with Mike Zimmer) and rushed for 5,993 yards and 47 touchdowns on 1,282 carries (4.7 avg.) while adding 221 receptions for 1,794 yards. With Ezekiel Elliott's three Pro Bowls and Cook's four career nods, the Cowboys position group can now claim the most Pro Bowl honors of any running back room in the NFL (seven). Cook started the season on the practice squad in Dallas while ramping up his conditioning and knowledge of the offense due to missing training camp and preseason.



#### TRANSACTION SUMMARY:

- 8/29/24:** Signed to Dallas' practice squad.
- 1/3/24:** Released by the N.Y. Jets and signed to Baltimore's practice squad (1/5/24).
- 6/9/23:** Released by Minnesota and signed with a one-year contract with the N.Y. Jets (8/16).
- 9/12/20:** Signed a five-year extension with Minnesota through 2025.
- 10/5/17:** Placed on Reserve/Injured with a knee injury
- 4/28/17:** Drafted in the second round (41st overall) by Minnesota.

#### 2023 (N.Y. Jets/Baltimore):

- Signed with the N.Y. Jets as a free agent during training camp and finished with 214 rushing yards on 67 carries in 16 games played.
- Released ahead of the playoffs and signed to Baltimore's practice squad where he played in one game.
- In his lone game with the Ravens, rushed for 23 yards on eight carries in the Divisional Round win over Houston (1/20/24).

#### 2022 (Minnesota):

- Started all 17 games and was named to his fourth consecutive Pro Bowl, recording 1,173 rushing yards and eight touchdowns on 264 carries. Added 39 receptions for 295 yards and two touchdowns.
- Went over 100 rushing yards twice - against Arizona (111 yards; 10/30) and at Buffalo (119 yards; 11/13).
- Carried the ball at least 20 times in five games and had over 100 scrimmage yards in five contests.
- Tallied 17 carries for 96 yards (5.6 avg.) with a touchdown in the win against Detroit (9/25).
- Recorded a season-high 119 rushing yards on 14 carries (8.5) at Buffalo, including a career-long 81-yard touchdown run.

#### 2021 (Minnesota):

- Started all 13 games he played and led the NFC in rushing with 1,159 yards, his third consecutive season reaching the 1,000-yard mark, while garnering his third straight Pro Bowl nod.
- Recorded his first 100-yard rushing day of the season at Arizona (9/19), gaining 131 yards on 22 carries.
- In the overtime win at Carolina (10/17), rushed for 140 yards and a touchdown on 29 carries.
- Tallied a season-best 64 receiving yards on six catches with 39 rushing yards - 103 scrimmage yards - at San Francisco (11/28).
- Had his second career 200-yard rushing game with 205 yards against Pittsburgh (12/9), the most rushing yards in a game in the NFL during 2021. Also scored two touchdowns, his first multi-touchdown game of the season.

#### 2020 (Minnesota):

- Was named to his second Pro Bowl while starting 14 games, leading the team in rushing (1,557 yards), rushing touchdowns (16) and scrimmage yards (1,918).
- His 1,557 rushing yards and 16 rushing touchdowns both ranked second in the NFL, while his 111.2 rushing yards-per-game were second in Vikings history behind only Adrian Peterson's 2012 season (131.1).
- Had eight games with 100-plus rushing yards, second in the NFL in 2020 behind Derrick Henry (10).
- Had two rushing touchdowns in the season opener against Green Bay (9/13), along with 50 rushing yards on 12 carries.
- Against Tennessee (9/27), finished with 181 rushing yards on 22 carries (8.2). Combined with Justin Jefferson for 374 scrimmage yards, third among Vikings duos for a single game.
- Totaled 130 rushing yards and two touchdowns on 27 carries the next week at Houston (10/4).
- In the win at Green Bay (11/1), ran for 163 yards and three touchdowns on 30 carries and added two receptions for 63 yards, including a career-long 50-yard touchdown reception. With the performance, became only the fifth player in the Super Bowl era with 200-plus scrimmage yards (226), three-plus rushing touchdowns (three) and a receiving touchdown in a single game.
- Rushed for 206 yards and two touchdowns on 22 carries (9.4) against Detroit (11/8), his first career 200-yard rushing game.
- Set a career-high in carries (32) and rushed for 120 yards against Jacksonville (12/6).

#### 2019 (Minnesota):

- Named to his first Pro Bowl as a starter, finishing the season with 1,135 rushing yards (10th in the NFL), 13 rushing touchdowns (fourth) and 1,654 scrimmage yards (seventh)
- Earned FedEx Ground Player of the Week, rushing for 154 yards at Green Bay (9/15), including a career-long 75-yard touchdown.
- Became the first Vikings player to open a season with three straight 100-yard rushing games after he tallied 110 yards on 16 carries with a touchdown against Oakland (9/22).
- Recorded 218 scrimmage yards (132 rushing, 86 receiving) at the N.Y. Giants (10/6).
- Finished with 142 rushing yards and two rushing touchdowns on 25 carries at Detroit (10/20) to earn FedEx Ground Player of the Week.



- Named NFC Offensive Player of the Week, totaling 183 scrimmage yards (97 rushing, 86 receiving) and one score at Dallas (11/10).
- Rushed 28 times for 94 yards and two touchdowns in the Wild Card win at New Orleans (1/5/20).

**2018 (Minnesota):**

- Finished with 615 rushing yards and two touchdowns on 133 carries while adding 40 catches for 305 yards and a pair of scores in his second season with the Vikings.
- Totaled 95 scrimmage yards in his first regular season game back from a torn ACL suffered in 2017, rushing 16 times for 40 yards while grabbing six receptions for 55 yards against San Francisco (9/9).
- Scored his first touchdown of the season and his first receiving touchdown of his career against Green Bay (11/25).
- Named NFC Offensive Player of the Week, totaling a season-high 136 rushing yards with two touchdowns against Miami (12/16).

**2017 (Minnesota):**

- Played in only four games, missing the final 12 due to a torn ACL suffered against Detroit (10/1). Carried the ball 74 times for 354 yards and two touchdowns with 11 catches for 90 yards before the injury.
- Notched 127 rushing yards on 22 carries (5.8) in his first career game against New Orleans (9/11), the most rushing yards by any Vikings player in their rookie debut.
- Had 288 rushing yards through the first three games, the most by a Vikings rookie running back through three games.
- Totaled 169 scrimmage yards (97 rushing, 72 receiving) and his first career touchdown against Tampa Bay (9/24).

**COLLEGE:**

- Played three seasons (2014-16) at Florida State and left as the program's leader in rushing yards (4,464) and rushing touchdowns (46) and ranked second in school history with 5,399 all-purpose yards.
- Posted 100-plus rushing yards in 21 career games.
- Earned first-team All-ACC and first-team All-America as a junior in 2016, recording a career-high and school record 1,765 rushing yards with 19 touchdowns.
- Totaled 1,691 rushing yards with 19 touchdowns on the ground as a sophomore and was the recipient of the Jim Brown Award - given to the nation's top running back. Added 24 receptions for 244 yards and one touchdown while leading the nation with 168.2 scrimmage yards-per-game. Also named a team captain during his second season at FSU.
- Set a Florida State freshman record with 1,008 yards and eight rushing scores on just 170 carries (5.9) as a true freshman for the Seminoles. Became the first freshman in program history to reach the 1,000-yard plateau.

**PERSONAL:**

- Attended Miami, Fla., Central High School, where he rushed for 4,267 yards and 64 touchdowns during his prep career while leading Central High School to a 52-5 overall record.
- In the Class 6A state championship game, rushed for 223 yards and four touchdowns to lead Miami Central to a state title.
- Rushed for 1,940 yards and 24 touchdowns on just 177 carries (11.0 avg.) as a senior. Also recorded three interceptions on defense.
- Two-time first-team Class 6A all-state selection and named Mr. Florida in 2013.
- Also ran track at Central High School.
- Majored in social science at Florida State.

**COOK'S NFL TOTALS**

Year Team	GP-GS	RUSHING					RECEIVING				
		No	Yds	Avg	Long	TD	No	Yds	Avg	Long	TD
2017 Minnesota	4-4	74	354	4.8	33	2	11	90	8.2	36	0
2018 Minnesota	11-10	133	615	4.6	70	2	40	305	7.6	27	2
2019 Minnesota	14-14	250	1,135	4.5	75t	13	53	519	9.8	31	0
2020 Minnesota	14-14	312	1,557	5.0	70t	16	44	361	8.2	50t	1
2021 Minnesota	13-13	249	1,159	4.7	66t	6	34	224	6.6	24t	0
2022 Minnesota	17-17	264	1,173	4.4	81t	8	39	295	7.6	64t	2
2023 N.Y. Jets	15-0	67	214	3.2	14t	0	15	78	5.2	15t	0
Baltimore	0-0	0	0	0.0	0	0	0	0	0.0	0	0
<b>Totals</b>	<b>88-73</b>	<b>1,349</b>	<b>6,207</b>	<b>4.6</b>	<b>81t</b>	<b>47</b>	<b>236</b>	<b>1,872</b>	<b>7.9</b>	<b>64t</b>	<b>5</b>
<b>Playoffs</b>											
2017 Minnesota	0-0	RESERVE/INJURED-Knee					RESERVE/INJURED-Knee				
2019 Minnesota	2-2	37	112	3.0	22	2	9	44	4.9	19	0
2022 Minnesota	1-1	15	60	4.0	11	0	6	10	1.7	6	0
2023 Baltimore	1-0	8	23	2.9	19	0	0	0	0.0	0	0
<b>Totals</b>	<b>4-3</b>	<b>60</b>	<b>195</b>	<b>3.3</b>	<b>22</b>	<b>2</b>	<b>15</b>	<b>54</b>	<b>3.6</b>	<b>19</b>	<b>0</b>

**SINGLE-GAME HIGHS**

- |   |   |
|---|---|
| <b>Carries</b> – 32 vs. Jacksonville, 12/6/20<br><i>Playoffs</i> – 28 at New Orleans, 1/5/20        | <b>Receptions</b> – 8 at New England, 12/2/18<br><i>Playoffs</i> – 6 at San Francisco, 1/11/20        |
| <b>Rushing Yards</b> – 206 vs. Detroit, 11/8/20<br><i>Playoffs</i> – 94 at New Orleans, 1/5/20      | <b>Receiving Yards</b> – 95 vs. Indianapolis, 12/17/22<br><i>Playoffs</i> – 36 at New Orleans, 1/5/20 |
| <b>Rushing Average</b> – 9.4 vs. Detroit, 11/8/20<br><i>Playoffs</i> – 4.0 vs. N.Y. Giants, 1/15/23 | <b>Long Reception</b> – 64t vs. Indianapolis, 12/17/22<br><i>Playoffs</i> – 19 at New Orleans, 1/5/20 |
| <b>Long Rush</b> – 81t at Buffalo, 11/13/22<br><i>Playoffs</i> – 22 at New Orleans, 1/5/20          |   |
| <b>Rushing Touchdowns</b> – 3 at Green Bay, 11/1/20<br><i>Playoffs</i> – 2 at New Orleans, 1/5/20   |   |

**COOK'S 100-YARD RUSHING GAMES**

(21 total)

- |                                       |   |
|---------------------------------------|---|
| 206 vs. Detroit, 11/18/20 (34 att.)   | 130 at Houston, 10/4/20 (31 att.)       |
| 205 vs. Pittsburgh, 11/8/20 (36 att.) | 127 vs. New Orleans, 9/11/17 (29 att.)  |
| 181 vs. Tennessee, 9/27/20 (30 att.)  | 120 vs. Jacksonville, 12/6/20 (27 att.) |
| 163 at Green Bay, 11/1/20 (28 att.)   | 119 at Buffalo, 11/13/22 (33 att.)      |
| 154 at Green Bay, 9/15/19 (16 att.)   | 115 vs. Dallas, 11/22/20 (28 att.)      |
| 142 at Detroit, 10/20/19 (42 att.)    | 111 vs. Atlanta, 9/8/19 (28 att.)       |
| 140 at Carolina, 10/17/21 (34 att.)   | 111 vs. Arizona, 9/22/19 (34 att.)      |
| 136 vs. Miami, 12/16/18 (41 att.)     | 110 vs. Oakland, 11/7/21 (34 att.)      |
| 132 at N.Y. Giants, 10/6/19 (28 att.) | 110 at Baltimore, 12/13/20 (31 att.)    |
| 132 vs. Chicago, 12/20/20 (27 att.)   | 102 at Tampa Bay, 10/24/19 (14 att.)    |
| 131 at Arizona, 9/19/21 (33 att.)     |   |

**COOK'S CAREER GAME-BY-GAME  
RECEIVING**

2017 (Minnesota)					
Game	No	Yds	Avg	Long	TD
W-NO 9/11.....	22	127	5.8	33	0
L-@ PIT 9/17.....	12	64	5.3	25	0
W-TB 9/24.....	27	97	3.6	26	1
L-Det 10/1.....	13	66	5.1	10	1
W-@ Chi 10/9.....	RESERVE/INJURED-Knee				
W-GB 10/15.....	RESERVE/INJURED-Knee				
W-Bal 10/22.....	RESERVE/INJURED-Knee				
W-@ Cle 10/29.....	RESERVE/INJURED-Knee				
W-@ Was 11/12.....	RESERVE/INJURED-Knee				
W-LAR 11/19.....	RESERVE/INJURED-Knee				
W-@ Det 11/23.....	RESERVE/INJURED-Knee				
W-@ Atl 12/3.....	RESERVE/INJURED-Knee				
L-@ Car 12/10.....	RESERVE/INJURED-Knee				
W-Cin 12/17.....	RESERVE/INJURED-Knee				
W-@ GB 12/23.....	RESERVE/INJURED-Knee				
W-Chi 12/31.....	RESERVE/INJURED-Knee				
<b>Totals.....</b>	<b>74</b>	<b>354</b>	<b>4.8</b>	<b>33</b>	<b>2</b>

Playoffs					
W-NO 1/14/18.....	RESERVE/INJURED-Knee				
L-@ Phi 1/21/18.....	RESERVE/INJURED-Knee				
<b>Totals.....</b>					

2018 (Minnesota)					
Game	No	Yds	Avg	Long	TD
W-SF 9/9.....	16	40	2.5	15	0
T-@ GB 9/16.....	10	38	3.8	9	0
L-Buf 9/23.....	INACTIVE/INJURED-Hamstring				
L-@ LAR 9/27.....	10	20	2.0	9	0
W-@ Phi 10/7.....	INACTIVE/INJURED-Hamstring				
W-Ari 10/14.....	INACTIVE/INJURED-Hamstring				
W-@ NYJ 10/21.....	INACTIVE/INJURED-Hamstring				
L-NO 10/28.....	INACTIVE/INJURED-Hamstring				
W-Det 11/4.....	10	89	8.9	70	0
L-@ Chi 11/18.....	9	12	1.3	7	0
W-GB 11/25.....	10	29	2.9	9	0
L-@ NE 12/2.....	9	84	9.3	32	0
L-@ Sea 12/10.....	13	55	4.2	13	0
W-Mia 12/16.....	19	136	7.2	26	2
W-@ Det 12/23.....	16	73	4.6	18	0
L-Chi 12/30.....	11	39	3.5	10	0
<b>Totals.....</b>	<b>133</b>	<b>615</b>	<b>4.6</b>	<b>70</b>	<b>2</b>

2019 (Minnesota)					
Game	No	Yds	Avg	Long	TD
W-Atl 9/8.....	21	111	5.3	22	2
L-@ GB 9/15.....	20	154	7.7	75t	1
W-Oak 9/22.....	16	110	6.9	25	1
L-@ Chi 9/29.....	14	35	2.5	9	1
W-@ NYG 10/6.....	21	132	6.3	41	0
W-Phi 10/13.....	16	41	2.6	14	1
W-@ Det 10/20.....	25	142	5.7	23	2
W-Was 10/24.....	23	98	4.3	11	1
L-@ KC 11/3.....	21	71	3.4	12	0
W-@ Dal 11/10.....	26	97	3.7	23	1
W-Den 11/17.....	11	26	2.4	5	1
L-@ Sea 12/2.....	9	29	3.2	9	1
W-Det 12/8.....	18	62	3.4	9	1
W-@ LAC 12/15.....	9	27	3.0	8	0
L-GB 12/23.....	INACTIVE/INJURED-Chest				
L-Chi 12/29.....	INACTIVE/INJURED-Chest				
<b>Totals.....</b>	<b>250</b>	<b>1,135</b>	<b>4.5</b>	<b>75t</b>	<b>13</b>

Playoffs					
W-@ NO 1/5/20.....	28	94	3.4	22	2
L-@ SF 1/11/20.....	9	18	2.0	6	0
<b>Totals.....</b>	<b>37</b>	<b>112</b>	<b>3.0</b>	<b>22</b>	<b>2</b>

2020 (Minnesota)					
Game	No	Yds	Avg	Long	TD
L-GB 9/13.....	12	50	4.2	12	2
L-@ Ind 9/20.....	14	63	4.5	16	1
L-Ten 9/27.....	22	181	8.2	39t	1
W-@ Hou 10/4.....	27	130	4.8	15	2
L-@ Sea 10/11.....	17	65	3.8	10	1
L-Atl 10/18.....	INACTIVE/INJURED-Groin				
W-@ GB 11/1.....	30	163	5.4	37	3
W-Det 11/8.....	22	206	9.4	70t	2
W-@ Chi 11/16.....	30	96	3.2	14	0
L-Dal 11/22.....	27	115	4.3	16	1

2020 (Minnesota), cont.					
Game	No	Yds	Avg	Long	TD
W-Car 11/29.....	18	61	3.4	14	0
W-Jac 12/6.....	32	120	3.8	12	0
L-@ TB 12/13.....	22	102	4.6	14	1
L-Chi 12/20.....	24	132	5.5	20	1
L-@ NO 12/25.....	15	73	4.9	15t	1
W-@ Det 1/3/21.....	INACTIVE/PERSONAL				
<b>Totals.....</b>	<b>312</b>	<b>1,557</b>	<b>5.0</b>	<b>70t</b>	<b>16</b>

2021 (Minnesota)					
Game	No	Yds	Avg	Long	TD
L-@ Cin 9/12.....	20	61	3.1	17	1
L-@ Ari 9/19.....	22	131	6.0	16	0
W-Sea 9/26.....	INACTIVE/INJURED-Ankle				
L-Cle 10/3.....	9	34	3.8	13	0
W-Det 10/10.....	INACTIVE/INJURED-Ankle				
W-@ Car 10/17.....	29	140	4.8	23	1
L-Dal 10/31.....	18	78	4.3	19	0
L-@ Bal 11/7.....	17	110	6.5	66	0
W-@ LAC 11/14.....	24	94	3.96	12	1
W-GB 11/21.....	22	86	3.9	13	1
L-@ SF 11/28.....	10	39	3.9	30	0
L-@ Det 12/5.....	INACTIVE/INJURED-Shoulder				
W-Pit 12/9.....	27	205	7.6	30	2
W-@ Chi 12/20.....	28	89	3.2	10	0
L-LAR 12/26.....	INACTIVE/INJURED-Covid				
L-@ GB 1/2/22.....	9	13	1.4	6	0
W-Chi 1/9/22.....	14	79	5.6	29	0
<b>Totals.....</b>	<b>24</b>	<b>1,159</b>	<b>4.7</b>	<b>66</b>	<b>6</b>

2022 (Minnesota)					
Game	No	Yds	Avg	Long	TD
W-GB 9/11.....	20	90	4.5	16	0
L-@ Phi 9/19.....	6	17	2.8	6	0
W-Det 9/25.....	17	96	5.6	13	1
W-@ NO 10/2.....	20	76	3.8	14	0
W-Chi 10/9.....	18	94	5.2	15	2
W-@ Mia 10/16.....	13	77	5.9	53t	1
W-Ari 10/30.....	20	111	5.6	30	1
W-@ Was 11/6.....	17	47	2.8	9	0
W-@ Buf 11/13.....	14	119	8.5	81t	1
L-Dal 11/20.....	11	72	6.5	17	0
W-NE 11/24.....	22	42	1.9	6	0
W-NYJ 12/4.....	20	86	4.3	21	1
L-@ Det 12/11.....	15	23	1.5	5	1
W-Ind 12/17.....	17	95	5.6	40	0
W-NYG 12/24.....	14	64	4.6	18	0
L-@ GB 1/1/23.....	9	27	3.0	9	0
W-@ Chi 1/8/23.....	11	37	3.4	15	0
<b>Totals.....</b>	<b>264</b>	<b>1,173</b>	<b>4.4</b>	<b>81t</b>	<b>8</b>

Playoffs					
L-NYG 1/15/23.....	15	60	4.0	11	0

2023 (N.Y. Jets)					
Game	No	Yds	Avg	Long	TD
W-Buf 9/11.....	13	33	2.5	10	0
L-@ Dal 9/17.....	4	7	1.8	6	0
L-NE 9/24.....	8	18	2.3	5	0
L-KC 10/1.....	5	16	3.2	5	0
W-@ Den 10/8.....	6	23	3.8	9	0
W-Phi 10/15.....	3	12	4.0	8	0
W-@ NYG 10/29.....	2	5	2.5	4	0
L-LAC 11/6.....	2	7	3.5	4	0
L-@ LV 11/12.....	4	26	6.5	10	0
L-@ Buf 11/19.....	2	13	6.5	10	0
L-Mia 11/24.....	1	2	2.0	2	0
L-Atl 12/3.....	9	35	3.9	14	0
W-Hou 12/10.....	7	13	1.9	5	0
L-@ Mia 12/17.....	1	4	4.0	4	0
W-Was 12/24.....	0	0	0.0	0	0
L-@ Cle 12/28.....	DID NOT PLAY				
W-@ NE 1/7/24.....	RELEASED 1/3/24				
<b>Totals.....</b>	<b>67</b>	<b>214</b>	<b>3.2</b>	<b>14</b>	<b>0</b>

2023 (Baltimore)					
Game	No	Yds	Avg	Long	TD
W-Hou 1/20/24.....	8	23	2.9	19	0
L-KC 1/28/24.....	DID NOT PLAY				
<b>Totals.....</b>	<b>8</b>	<b>23</b>	<b>2.9</b>	<b>19</b>	<b>0</b>



**PRO:** The Dallas Cowboys signed Jalen Dalton to their practice squad midway through the 2024 season. Dalton, originally signed as an undrafted free agent with Chicago in 2019, comes to Dallas to help provide a cog in the middle of the defensive line. Dalton has played in seven NFL games - all coming in 2022 with the Falcons - and has battled injuries throughout his pro career, which has limited his playing time. He has tallied 13 tackles, and a tackle for loss in his career.

**TRANSACTION SUMMARY:**

- 10/16/24:** Signed to Dallas' practice squad.
- 6/7/23:** Released, claimed off waivers by Carolina (6/8) and released (6/13).
- 10/18/22:** Signed to Atlanta's practice squad and activated (11/5).
- 5/3/22:** Released, signed with Atlanta (6/16) and released (8/30).
- 8/24/21:** Placed on Reserve/Injured with a triceps injury.
- 8/30/20:** Placed on Reserve/Injured with an undisclosed injury.
- 1/6/20:** Signed a Futures contract with New Orleans.
- 8/31/19:** Released by Chicago and signed to New Orleans' practice squad (12/18).
- 5/5/19:** Signed with Chicago as an undrafted free agent.

**2024 (Dallas):**

- Signed to Dallas' practice squad in October after being out of football in 2023.

**2023 (Atlanta/Carolina):**

- Released by Atlanta prior to training camp, claimed off waivers by Carolina, released a week later and spent the season out of football.

**2022 (New Orleans/Atlanta):**

- Released by New Orleans during the offseason, signed with Atlanta and went to training camp with the Falcons before being released prior to the regular season.
- Signed to the Falcons practice squad and was elevated for two games before signing to the active roster for the remainder of the year to appear in a total of seven games and register 13 tackles with a tackle for loss.
- Made his NFL debut against Carolina (10/30), tallying a tackle in the overtime victory.
- Registered a career-best three tackles and a tackle for loss on Christmas Eve at Baltimore (12/24).

**2021 (New Orleans):**

- Spent the season on Reserve/Injured with a triceps injury.

**2020 (New Orleans):**

- Signed a Futures contract with New Orleans but spent the season on Reserve/Injured with an undisclosed injury.

**2019 (Chicago/New Orleans):**

- Signed with Chicago as an undrafted free agent, released at the end of training camp and joined the New Orleans practice squad near the end of the year.

**COLLEGE:**

- Played in 38 games with five starts over four seasons at North Carolina and recorded 93 tackles, 15 tackles for loss, 6.5 sacks seven pass breakups, one forced fumble and a fumble recovery.
- Appeared in seven games along the defensive line as a senior in 2018, posting 23 tackles, 3.5 sacks, 4.5 tackles for loss, a pressure, a forced fumble and a pass breakup.
- Appeared in nine games and made three starts in his 2017 junior season, registering 28 tackles, 3.0 sacks and ranked second on the team with eight tackles for loss. Added three pass breakups and three pressures.
- Played in all 13 games and made two starts in 2016, finishing with 27 tackles, 1.5 tackles for loss, a blocked kick, a pass breakup, a fumble recovery and a pressure.
- Appeared in nine games as a true freshman in 2015 and tallied 15 tackles, two quarterback hurries, a tackle for loss and two pass breakups.

**PERSONAL:**

- Attended West Forsyth High School in Winston-Salem, N.C., where he earned first-team all-state honors by the Associated Press and was the top-ranked player in North Carolina by Rivals.com.
- Selected to play in the Shrine Bowl of the Carolinas and the Under Armour All-America Game.
- Majored in sociology at North Carolina.

**DALTON'S NFL TOTALS**

Year Team	GP-GS	DEFENSE							INTERCEPTIONS					FUMBLES REC					
		ST	AT	TT	Sks-Yds	Tk/Ls	QB Prs	PBU	FF	No	Yds	Avg	Lg	TD	No	Yds	Avg	Lg	TD
2019 New Orleans	0-0				PRACTICE SQUAD														
2020 New Orleans	0-0				RESERVE/INJURED														
2021 New Orleans	0-0				RESERVE/INJURED-Triceps														
2022 Atlanta	7-0	8	5	13	0.0(0)	1(-1)	0	0	0	0	0	0.0	0	0	0	0	0.0	0	0
2023					OUT OF FOOTBALL														
2024 Dallas	0-0				PRACTICE SQUAD														
<b>Totals</b>	<b>7-0</b>	<b>8</b>	<b>5</b>	<b>13</b>	<b>0.0(0)</b>	<b>1(-1)</b>	<b>0</b>	<b>0</b>	<b>0</b>	<b>0</b>	<b>0</b>	<b>0.0</b>	<b>0</b>	<b>0</b>	<b>0</b>	<b>0</b>	<b>0.0</b>	<b>0</b>	<b>0</b>

**KEMON HALL** (KEY-MON)  
**43 • Cornerback**

5-11 • 190 • 6/2/97  
 North Texas • W(SF)-'24  
 NFL: 2nd Year • Cowboys: 1st Year  
 Games/Starts: 2023-0/0; Career-18/0  
 Postseason: 2023-0/0; Career-0/0



**PRO:** Midway through training camp in 2024, the Dallas Cowboys claimed cornerback Kemon Hall off waivers from San Francisco. Hall has played for five NFL teams since he entered the league in 2019. Playing primarily on special teams, Hall has recorded seven special teams stops, a fumble recovery and one defensive tackle. The most productive year of his career came in 2022 with the LA Chargers, when he played in 16 games and finished with six special teams tackles. Hall provides depth to a talented cornerback group in 2024 and looks to make an impact on special teams while competing for a roster spot throughout the remainder of camp.

**TRANSACTION SUMMARY:**

- 7/27/24:** Waived and claimed off waivers by Dallas (7/28).
- 2/13/24:** Signed a Futures contract with San Francisco.
- 11/28/23:** Signed to San Francisco's practice squad.
- 3/22/23:** Signed a one-year contract with the LA Chargers and released (8/23).
- 8/30/22:** Released and signed to the LA Chargers practice squad (8/31).
- 9/3/21:** Waived and signed to the LA Chargers active roster (9/7).
- 1/4/21:** Signed a Futures contract with Dallas, waived (5/5) and claimed off waivers by the LA Chargers (5/6).
- 9/6/20:** Signed to New Orleans' practice squad, waived (9/19) and signed to Dallas' practice squad (12/23).
- 1/12/20:** Signed a Futures contract with Minnesota, waived (8/3), signed with New Orleans (8/25) and waived (9/5).
- 9/1/19:** Signed to the LA Chargers practice squad, waived (9/10) and signed to Minnesota's practice squad (12/31).
- 5/10/19:** Signed with the LA Chargers as an undrafted free agent and waived (8/31).

**2023 (LA Chargers/San Francisco):**

- Went to training camp with the LA Chargers before being released in the middle of camp. Signed to San Francisco's practice squad midway through the season but saw no game action.

**2022 (LA Chargers):**

- Started the season on the Chargers practice squad before signing to the active roster in Week 14.
- Appeared in two games, posting one special teams tackle, before going on Reserve/Injured (hamstring).

**2021 (LA Chargers):**

- Played in 16 games, mainly on special teams, and finished with one tackle on defense along with six special teams tackles and a fumble recovery.
- Recorded a career-best two special teams stops against Las Vegas (10/4) and Cleveland (10/10).
- Against Denver (1/2/22), recovered a muffed punt that led to a Chargers touchdown on the ensuing offensive drive.

**2020 (Minnesota/New Orleans/Dallas):**

- Started training camp with the Minnesota Vikings before his release at the start of camp. Spent the rest of the season on the practice squads in New Orleans and Dallas.

**2019 (LA Chargers/Minnesota):**

- Signed with the LA Chargers as an undrafted free agent and spent the season on the practice squads for the Chargers and Vikings.

**COLLEGE:**

- After starting his career at Itawamba Community College in Fulton, Miss., played two seasons at North Texas (2017-18) where he finished with 120 tackles, two tackles for loss, six interceptions, 28 pass breakups and a forced fumble.
- As a senior, earned first-team All-Conference USA and tallied 48 tackles, five interceptions, two of which he brought back for touchdowns, and 14 pass breakups in 11 starts for the Mean Green.
- In 2017 as a junior, finished with 72 tackles, one for loss, an interception, a team-high eight pass breakups and a forced fumble while starting all 14 games.
- As a sophomore at Itawamba Community College, played nine games with two interceptions and 45 tackles.

**PERSONAL:**

- Four-year letterman at Calhoun City, Miss. High School, where he played cornerback, wide receiver and punter.
- Earned a degree in integrated studies from North Texas.

**HALL'S NFL TOTALS**

Year Team	GP-GS	DEFENSE					INTERCEPTIONS					FUMBLES REC							
		ST	AT	TT	Sks-Yds	Tk/Ls	QB Prs	PBU	FF	No	Yds	Avg	Lg	TD	No	Yds	Avg	Lg	TD
2021 LA Chargers	16-0	1	0	–	1	0.0(0)	0(0)	0	0	0	0	0	0	0	0	0	0.0	0	0
2022 LA Chargers	2-0	0	0	–	0	0.0(0)	0(0)	0	0	0	0	0	0	0	0	0	0.0	0	0
<b>Totals</b>	<b>18-0</b>	<b>1</b>	<b>0</b>	<b>–</b>	<b>1</b>	<b>0.0(0)</b>	<b>0(0)</b>	<b>0</b>	<b>0</b>	<b>0</b>	<b>0</b>	<b>0</b>	<b>0</b>	<b>0</b>	<b>0</b>	<b>0</b>	<b>0.0</b>	<b>0</b>	<b>0</b>

**ADDITIONAL STATISTICS**

Special Teams Tackles – 2021 (1-0-1), 2022 (6-0-6). **Totals: 7-0-7.**



# DARIUS HARRIS

47 • Linebacker

6-2 • 238 • 1/17/96  
 Middle Tennessee State • FA-'24  
 NFL: 5th Year • Cowboys: 1st Year  
 Games/Starts: 2023-5/0; Career-33/6  
 Postseason: 2023-1/0; Career-7/0



**PRO:** The Dallas Cowboys added versatile linebacker Darius Harris to their defensive core midway through training camp in 2024, bringing in a player with multiplicity and a Super Bowl pedigree. Harris signed with Kansas City as an undrafted free agent in 2019 and played in 33 career games with six starts for the Chiefs since entering the league. He has compiled 55 tackles, two tackles for loss, 1.5 sacks, two pass breakups and two fumble recoveries in his career, adding three special teams tackles.



## TRANSACTION SUMMARY:

- 8/6/24:** Signed with Dallas.
- 10/31/23:** Signed to Kansas City's active roster, released (12/16) and signed to Kansas City's practice squad (12/19).
- 8/1/23:** Signed with Las Vegas, released (8/16) and signed to Las Vegas' practice squad (10/24).
- 2/2/22:** Re-signed with Kansas City.
- 10/9/21:** Released and signed to Kansas City's practice squad (10/12).
- 9/30/20:** Signed to Kansas City's active roster.
- 2/3/20:** Reinstated, released (9/5) and signed to Kansas City's practice squad (9/6).
- 5/4/19:** Signed with Kansas City as an undrafted free agent and placed on Reserve/Did Not Report (8/31).

### 2023 (Las Vegas/Kansas City):

- Signed with Las Vegas during training camp, released and then signed to Las Vegas' practice squad. Signed to Kansas City's active roster midway through the season and played in five games for the Chiefs, but did not record any stats.

### 2022 (Kansas City):

- Played in all 17 games with four starts, recording career-bests across the board with 41 tackles, two tackles for loss, 1.5 sacks, a fumble recovery and two special teams tackles.
- Started at Indianapolis (9/25) - his first of four-consecutive starts - and set a career high with 13 tackles and a tackle for loss.
- Started again against Las Vegas (10/10), registering 10 tackles and his first career sack.
- Had six tackles, a tackle for loss, a fumble recovery and a pass breakup against Buffalo (10/16).
- Tallied three special teams tackles in the postseason, including a special teams stop at Philadelphia (12/12/23) in Super Bowl LVII.

### 2021 (Kansas City):

- Saw action in seven games while fluctuating between the Chiefs practice squad and active roster, recording a special teams tackle.

### 2020 (Kansas City):

- Played in four games, starting two, and finished with 14 tackles, a fumble recovery and a pass breakup.
- Made his NFL debut at Miami (12/13), but did not record any stats.
- Started his first career game against Atlanta (12/27), finishing with four tackles and a fumble recovery, then recorded his first double-digit tackle game in the regular season finale against the LA Chargers (1/3/1), tallying 10 takedowns.
- Played in all three postseason games but did not record any stats.

### 2019 (Kansas City):

- Signed with Kansas City as an undrafted free agent and was placed on the Reserve/Did Not Report list following training camp, causing him to miss the entire season.

## COLLEGE:

- Appeared in 53 games with 31 starts at Middle Tennessee State, recording 278 tackles, 11.5 sacks, 13 passes defended, four forced fumbles, three fumble recoveries and one interception.
- Earned first-team All-C-USA honors as a senior in 2018, ranking second on the team with a career-best 96 tackles, including 11 tackles for loss, 5.0 sacks, five quarterback pressures and four pass breakups.
- Played in all 13 games and had 10 starts to finish with 64 tackles - fifth on the team - and added 7.5 tackles for loss, 4.5 sacks, six breakups, a hurry and fumble return for a touchdown in 2017 as a junior.
- Appeared in all 13 games in 2016 and had seven starts, registering 74 tackles, eight tackles for loss and two fumble recoveries.
- Named to Conference USA All-Freshman team in 2015, tallying 44 tackles and an interception after redshirting in 2014.

## PERSONAL:

- Played quarterback and defensive back for Horn Lake, Miss., High School.

## HARRIS' NFL TOTALS

Year Team	GP-GS	DEFENSE								INTERCEPTIONS					FUMBLES REC							
		ST	AT	TT	Sks-Yds	Tkl/Ls	QB Prs	PBU	FF	No	Yds	Avg	Lg	TD	No	Yds	Avg	Lg	TD			
2019 Kansas City	0-0				RESERVE/DNR								RESERVE/DNR					RESERVE/DNR				
2020 Kansas City	4-2	11	3	- 14	0.0(0)	0(0)	0	1	0	0	0	0.0	0	0	1	0	0.0	0	0			
2021 Kansas City	7-0	0	0	- 0	0.0(0)	0(0)	0	0	0	0	0	0.0	0	0	0	0	0.0	0	0			
2022 Kansas City	17-4	23	18	- 41	1.5(-18)	2(-4)	2	1	0	0	0	0.0	0	0	1	0	0.0	0	0			
2023 Kansas City	5-0	0	0	- 0	0.0(0)	0(0)	0	0	0	0	0	0.0	0	0	0	0	0.0	0	0			
<b>Totals</b>	<b>33-6</b>	<b>34</b>	<b>21</b>	<b>- 55</b>	<b>1.5(-18)</b>	<b>2(-4)</b>	<b>2</b>	<b>2</b>	<b>0</b>	<b>0</b>	<b>0</b>	<b>0.0</b>	<b>0</b>	<b>0</b>	<b>2</b>	<b>0</b>	<b>0.0</b>	<b>0</b>	<b>0</b>			
<b>Playoffs</b>																						
2020 Kansas City	3-0	0	0	- 0	0.0(0)	0(0)	0	0	0	0	0	0.0	0	0	0	0	0.0	0	0			
2022 Kansas City	3-0	1	1	- 2	0.0(0)	0(0)	0	0	0	0	0	0.0	0	0	0	0	0.0	0	0			
2023 Kansas City	1-0	0	0	- 0	0.0(0)	0(0)	0	0	0	0	0	0.0	0	0	0	0	0.0	0	0			
<b>Totals</b>	<b>7-0</b>	<b>1</b>	<b>1</b>	<b>- 2</b>	<b>0.0(0)</b>	<b>0(0)</b>	<b>0</b>	<b>0</b>	<b>0</b>	<b>0</b>	<b>0</b>	<b>0.0</b>	<b>0</b>	<b>0</b>	<b>0</b>	<b>0</b>	<b>0.0</b>	<b>0</b>	<b>0</b>			

## ADDITIONAL STATISTICS

Special Teams Tackles – 2021 (1-0-1); 2022 (0-2-2). Totals: 1-2-3.  
 Playoffs – 2023 (3-0-3).

**KELVIN HARMON**

**84 • Wide Receiver**

6-2 • 215 • 12/15/96  
 NC State • FA-24  
 NFL: 3rd Year • Cowboys: 1st Year  
 Games/Starts: 2023-0/0; Career-16/8  
 Postseason: 2023-0/0; Career-0/0



**PRO:** The Dallas Cowboys signed wide receiver Kelvin Harmon at the beginning of 2024 training camp. Harmon was originally drafted in the sixth round (206th overall) by Washington in the 2019 NFL Draft. After a productive rookie season where he appeared in 16 games and played valuable snaps on both offense and special teams, Harmon suffered an ACL tear prior to the 2020 season and was placed on the Reserve/Non-Football Injury list for the rest of the year. His last NFL action was in 2022 training camp with Washington, and he joins Dallas in 2024 with a chance to compete for a roster spot in a talented wide receivers room.

**TRANSACTION SUMMARY:**

- 7/28/24:** Signed with Dallas as a free agent.
- 1/10/22:** Signed a Futures contract with Washington and waived (8/23).
- 9/29/21:** Signed to Washington's practice squad, waived (10/19) and re-signed to Washington's practice squad (10/20).
- 2/10/21:** Reinstated from Reserve/NFI and waived (8/15).
- 9/5/20:** Placed on Reserve/NFI (knee).
- 4/27/19:** Drafted in the sixth round (206th overall) by Washington.

**2022 (Washington):**

- Signed a Futures contract with Washington and was waived during the second cutdown date at training camp.

**2021 (Washington):**

- Began training camp with Washington before being released at the first cutdown date. Spent the rest of the season on Washington's practice squad.

**2020 (Washington):**

- Suffered a torn ACL injury while training in June and was placed on Reserve/Non-Football Injury at the start of training camp, where he remained for the season.

**2019 (Washington):**

- As a rookie, appeared in 16 games and tallied 30 receptions for 365 yards while also contributing on special teams.
- Made his NFL debut at Philadelphia (9/8), catching two passes for 31 yards.
- Had a career day against the N.Y. Jets (11/17), posting 53 receiving yards on a career-best five catches.
- Tallied a career-high 86 receiving yards on seven catches against the N.Y. Giants (12/22).

**COLLEGE:**

- Played three seasons at NC State (2016-18), where he appeared in 38 games and totaled 177 receptions for 2,665 yards and 16 touchdowns.
- Posted back-to-back seasons (2017-18) with 1,000 receiving yards.
- As a junior in 2018, recorded 81 receptions for 1,186 yards and seven touchdowns, earning first-team All-ACC honors and was named a Biletnikoff Award candidate.
- In 2017 as a sophomore, once again named a Biletnikoff Award candidate after amassing 1,017 receiving yards on 69 receptions with four touchdowns in 13 games played. Became the first NC State receiver to eclipse 1,000 receiving yards since 2003.
- As a true freshman, led the team in touchdown receptions (five) and was named to the Athlon Sports All-ACC Freshman squad.

**PERSONAL:**

- Attended Palmyra, N.J., High School, where he played both wide receiver and safety. In his career, collected 2,764 receiving yards on 165 receptions with 36 touchdowns.
- During his senior year, led the state of New Jersey with 1,111 receiving yards on 66 receptions and 14 touchdowns. Also tallied 38 tackles, 2.0 sacks and an interception at safety.
- Majored in parks, recreation and tourism management at NC State.
- Originally born in Liberia, came to the United States when he was four years old.

**HARMON'S NFL TOTALS**

Year Team	GP-GS	RECEIVING					RUSHING				
		No	Yds	Avg	Long	TD	No	Yds	Avg	Long	TD
2019 Washington.....	16-8	30	365	12.2	30	0	0	0	0.0	0	0
2020 Washington.....	0-0			RESERVE/NFI-Knee				RESERVE/NFI-Knee			
2021 Washington.....	0-0			PRACTICE SQUAD				PRACTICE SQUAD			
<b>Totals.....</b>	<b>16-8</b>	<b>30</b>	<b>365</b>	<b>12.2</b>	<b>30</b>	<b>0</b>	<b>0</b>	<b>0</b>	<b>0.0</b>	<b>0</b>	<b>0</b>



**KJ HENRY**

**52 • Defensive End**

6-4 • 255 • 1/27/99  
 Clemson • PS(Cin)-'24  
 NFL: 2nd Year • Cowboys: 1st Year  
 Games/Starts: 2024-2/0; Career-12/3  
 Postseason: 2024-0/0; Career-0/0



**PRO:** After a slew of injuries to the defensive front, the Dallas Cowboys signed KJ Henry off the Cincinnati Bengals practice squad prior to Week 5 of the 2024 season. Henry, originally a fifth round draft pick (137th overall) by Washington in 2023, comes to Dallas to help provide pass rush depth in the short term absence of key defensive line contributors, but also is a young and intriguing talent to build around for future years. Henry has played in 12 NFL games and started three in just over one year as a professional, tallying 19 tackles, 1.5 sacks, two pressures, two pass deflections and four tackles for loss.

**TRANSACTION SUMMARY:**

- 10/1/24:** Signed with Dallas.
- 9/17/24:** Released by Cincinnati and signed to Cincinnati's practice squad (9/20).
- 8/27/24:** Released and claimed off waivers by Cincinnati (8/28).
- 4/29/23:** Drafted in the fifth round (137th overall) by Washington.

**2024 (Washington/Cincinnati):**

- Went to training camp with Washington but was released at the end and claimed off waivers by Cincinnati. Appeared in two games with the Bengals before being released and signing with Cincinnati's practice squad.
- Made his Bengals debut in the season opener against New England (9/8), but did not record any stats.
- Played in the game at Kansas City (9/15), seeing snaps on defense and specials teams.

**2023 (Washington):**

- Played in 10 games with three starts, recording 19 tackles, 1.5 sacks, two pressures, two pass deflections and four tackles for loss.
- Made his NFL debut in the season opener against Arizona (9/10), seeing time on defense and special teams, but did not record any stats.
- Was a healthy inactive from Weeks two through eight, then saw time at New England (11/5) in Week nine.
- Recorded his first career stats and became the third rookie in NFL history to record at least 1.5 sacks, two quarterback hits, one tackle for loss and two passes defended in a single game against the N.Y. Giants (11/19).
- Started his first NFL game against Miami (12/3), recording two tackles and a tackle for loss.
- Made a career-best five tackles and a tackle for loss in his second career start at the LA Rams (12/17).
- Started his third game of the year in the regular season finale against Dallas (1/7/24), registering a tackle.

**COLLEGE:**

- Played five seasons at Clemson, appearing in 58 games - most all-time for a Clemson defensive lineman - with 24 starts and recorded 147 tackles, 28 tackles for loss, 13.5 sacks, 11 pass deflections and four fumble recoveries from 2018-22. Won a national championship with the team in his first collegiate season.
- Voted a team captain by his teammates as a senior in 2022 and earned first-team All-ACC honors from the Associated Press after starting all 14 games and collecting 59 tackles, nine tackles for loss, 3.5 sacks, six passes defended and a team-best 24 pressures.
- Credited with 28 tackles, 4.5 sacks, a forced fumble and a fumble recovery over 13 games with four starts in 2021, also earning an All-ACC Academic Team selection.
- Started six-of-12 games played in 2020, tallying 29 tackles, six tackles for loss, 3.5 sacks, two pass breakups and a fumble recovery.
- Played in 15 games in 2019 and made 22 tackles to go along with five tackles for loss, 2.0 sacks and a three pass deflections.
- Redshirted his freshman season in 2018 after appearing in four games and was credited with nine tackles, two tackles for loss and a fumble recovery in those four contests.

**PERSONAL:**

- Attended West Forsyth High School in Winston-Salem, N.C., where he starred in football and basketball.
- Named as co-recipient of the 2022 Tim Bourret Award, given annually to the player who best represents himself, his teammates and Clemson University in the media.
- Earned his degree in sports communication in only three years and added a master's degree in athletic leadership from Clemson.

**HENRY'S NFL TOTALS**

Year Team	GP-GS	DEFENSE									INTERCEPTIONS					FUMBLES REC					
		ST	AT	TT	Sks-Yds	Tkl/Ls	QB Prs	PBU	FF	No	Yds	Avg	Lg	TD	No	Yds	Avg	Lg	TD		
2023 Washington.....	10-3	14	5	-	19	1.5(-5)	4(-16)	2	2	0	0	0	0.0	0	0	0	0	0	0.0	0	0
2024 Cincinnati.....	2-0	0	0	-	0	0.0(0)	0(0)	0	0	0	0	0	0.0	0	0	0	0	0	0.0	0	0
<b>Totals.....</b>	<b>12-3</b>	<b>14</b>	<b>5</b>	<b>-</b>	<b>19</b>	<b>1.5(-5)</b>	<b>4(-16)</b>	<b>2</b>	<b>2</b>	<b>0</b>	<b>0</b>	<b>0</b>	<b>0.0</b>	<b>0</b>	<b>0</b>	<b>0</b>	<b>0</b>	<b>0</b>	<b>0.0</b>	<b>0</b>	<b>0</b>



**PRO:** The Dallas Cowboys were looking to strengthen the defensive line when they signed 15-year NFL veteran Linval Joseph at the conclusion of training camp. Joseph, a former 2010 NFL Draft second round pick (46th overall), joins the Cowboys after spending the 2023 season with Buffalo where he appeared in seven games, notching seven tackles, 1.0 sacks, one quarterback pressure and one tackle for loss. Throughout his time in the NFL, Joseph has played for five different teams where he collected a Super Bowl title (XLVI) as well as two Pro Bowl selections. He has played in 186 games with 170 starts to accumulate 816 tackles, 26.5 sacks, six passes defended, 181 quarterback pressures, 57 tackles for loss, eight forced fumbles and six fumble recoveries.

**TRANSACTION SUMMARY:**

- 8/27/24:** Signed with Dallas.
- 11/2/23:** Signed a one-year contract with Buffalo.
- 11/16/22:** Signed a one-year deal with Philadelphia.
- 3/13/20:** Released by Minnesota and signed a two year contract with the LA Chargers (3/18).
- 8/5/17:** Signed a four-year extension with Minnesota.
- 3/12/14:** Signed a five-year contract with Minnesota.
- 7/31/10:** Drafted by the New York Giants in the second round (46th overall).

**2024 (Dallas):**

- Signed with the Cowboys at the conclusion of training camp.

**2023 (Buffalo):**

- Signed a one year deal with Buffalo in Week 9 of the regular season where he appeared in seven games, notching 12 tackles, 1.0 sacks, one quarterback pressure and a tackle for loss.
- Appeared in his first game a Bill at Cincinnati (11/5), three days after signing to the roster, and registered two tackles.
- Posted three tackles and a quarterback pressure at LA Chargers (12/23).

**2022 (Philadelphia):**

- Signed a one year deal with Philadelphia in Week 11 of the regular season.
- Started in all eight of the final games as an Eagle where he tallied 20 tackles, 0.5 sacks and one quarterback pressure.
- Appeared in his first game four days after joining Philadelphia, where he registered four tackles, 0.5 sack and a quarterback pressure at Indiana (11/20).
- Posted five tackles, a season high, at Dallas (12/24).

**2021 (LA Chargers):**

- Accumulated 12 starts in 14 games in his final season in Los Angeles where he tallied 57 tackles, 1.0 sacks, two quarterback pressures and three tackles for loss.
- Registered eight tackles, his second-highest of the season, at Kansas City (9/26).
- Tallied four tackles, 1.0 sacks for ten yards, a quarterback pressure and one tackle for loss at Baltimore (10/17).
- Recorded a season-high nine tackles at Philadelphia (11/7).

**2020 (LA Chargers):**

- Quickly became a defensive leader and force in the interior of the Bolts' defensive front where he started all 16 games to total 62 tackles (his most since 2017), two quarterback pressures and three tackles for loss.
- Led all Chargers defensive linemen with his 62 tackles to help bolster the Bolts' defense to finish top-10 in total defense.
- Recorded five tackles while knocking down Tom Brady for his first QB hit of the season at Tampa Bay (10/4).
- Played in his 150th career game where he recorded four tackles at Miami (11/15).
- Tallied a season-high seven tackles against New England (12/6) and matching that mark three weeks later against Denver (12/27).

**2019 (Minnesota):**

- Registered 44 tackles, 3.0 sacks, six tackles for loss and a forced fumble in the 13 games he played in his final season as a Viking.
- Posted four tackles, two tackles for loss, and an eight yard sack against Atlanta (9/8).
- Recorded his second sack in as many weeks while finishing with six tackles and two tackles for loss at Green Bay (9/15).
- Tallied three tackles and his third sack of the season against Washington (10/24).

**2018 (Minnesota):**

- Started all 15 games that he appeared in to finish the season with 77 tackles, five tackles for loss, 1.0 sacks, one forced fumble, one fumble recovery and a touchdown.
- Recorded seven tackles and a crucial forced fumble on a goal-line stand against San Francisco (9/9).
- Scored his first career touchdown when he recovered a Carson Wentz fumble and returned it for 64 yards to score against Philadelphia (10/7) while also registering five tackles, his first sack of the season and a quarterback pressure. Joseph's touchdown was the third-longest fumble recovery touchdown by a defensive line in Vikings history.
- In his 125th career game, led the team with 10 tackles at Seattle (12/10) which topped a season high set the week before.

**2017 (Minnesota):**

- Set a career high with 58 solo tackles while starting all 16 games for the number one ranked scoring and yardage defense in the NFL while also earning his second Pro Bowl nod.
- Posted three tackles and two quarterback pressures against Tampa (9/24) in his 100th career game.
- Led the team with 11 tackles and notched his first sack of the season along with a quarterback pressure against Detroit (10/1).
- Started his 100th career NFL game while posting four tackles against the LA Rams (11/19).
- Tallied a team high 10 tackles and 1.0 sacks, a tackle for loss and two quarterback pressures at Carolina (12/10).
- Led the defensive line with nine tackles, four quarterback pressures and one tackle for loss against New Orleans in the Divisional Round Playoff win (1/14/18).

**2016 (Minnesota):**

- Earned his first career Pro Bowl bid and became the first Vikings defensive tackle to record 100 tackles in a season since Henry Thomas (100) in 1991.
- Accumulated 100 tackles, seven tackles for loss, 4.0 sacks, 36 quarterback pressures and three forced fumbles for the NFL's third-ranked defense (314.9 yards-per-game).
- Notched eight tackles, 1.0 sack, a career-high tying three tackles for loss and five quarterback pressures against Green Bay (9/18).

Linval Joseph, cont.

- Registered five tackles, one quarterback pressure and a blocked field goal at Jacksonville (12/11).
- Totaled a career-high 15 tackles against Indianapolis (12/18).
- Recorded seven tackles, one tackle for loss, 1.0 sacks, two quarterback pressures and one forced fumble that was returned 20 yards for a touchdown by teammate, Everson Griffen against Chicago (1/1/17).

**2015 (Minnesota):**

- Played a big role a Minnesota defense ranked fifth amongst NFL scoring defenses that allowed 18.9 points per-game and ranked 13th in total defense.
- Notched 12 starts in 12 games to tally 71 tackles, 0.5 sack, two passes defensed, eight tackles for loss, 26 quarterback pressures and one forced fumble.
- Named NFC Defensive Player of the Week for his performance against St. Louis (11/8) for the first time in his career.
- Collected a pair of nine tackle games at Oakland (11/15) and against Green Bay (11/22).

**2014 (Minnesota):**

- Started all 16 games in his first season as a Viking where he finished second along the defensive line with 73 tackles while also tallying 3.0 sacks, one pass breakup, seven tackles for loss and 27 quarterback pressures.
- In his Vikings debut against St. Louis (9/7), he posted six tackles, 1.0 sacks and four quarterback pressures.
- Helped Minnesota's defense become the most improved in 2014, allowing 7.1 fewer offensive points per game than in 2013.

**2013 (NY Giants):**

- Started 15 games in his final season as a Giant where he tallied 75 tackles, 3.0 sacks, one forced fumble and a fumble recovery.
- Notched a career-high 10 tackles at Carolina (9/22).
- Posted seven tackles and 1.0 sacks against Seattle (12/15).

**2012 (NY Giants):**

- Started all 16 games to finish fifth on the team with 72 tackles as well as gaining 4.0 sacks, one forced fumble and two fumble recoveries.
- Posted a career best 2.0 sacks at Dallas (10/28).

**2011 (NY Giants):**

- Transitioned into a starting role in season two, clocking 15 starts across 16 games to accumulate 49 tackles, 2.0 sacks and three pass breakups.
- Claimed first career seack against Miami (10/30).
- Notched a career high nine tackles against Green Bay (12/4).
- Opened all four playoff games in route to the Super Bowl XLVI title where he tallied three tackles in each of the first three contests.

**2010 (NY Giants):**

- Saw action in six games as a rookie, making his NFL debut against Chicago (10/3).
- Had a season-best five stops at Green Bay (12/26).

**COLLEGE:**

- Started 27 of his 41 career games at ECU, opening nine at nose tackles and 18 at defensive end.
- Earned First-Team All-Conference USA as a senior and Honorable Mention All-Conference USA as a junior.

**PERSONAL:**

- Twice named Class AAA All-State and lettered four times in football.
- Earned state title in weightlifting as a junior.
- Competed in shot put and discus as a team advanced to state meet.
- Holds the school record in the shot put and discus.
- Born in the U.S. Virgin Islands and moved with his family to Florida when he was 10 years old.
- He has two daughters, Elani and Lilah.

**JOSEPH'S NFL TOTALS**

Year Team	GP-GS	DEFENSE								INTERCEPTIONS					FUMBLES REC				
		ST	AT	TT	Sks-Yds	Tkl/Ls	QB Prs	PBU	FF	No	Yds	Avg	Lg	TD	No	Yds	Avg	Lg	TD
2010 NY Giants	6-0	8	3	- 11	0.0(0)	1(-)	0	0	0	0	0	0	0	0	0	0	0.0	0	0
2011 NY Giants	16-15	34	15	- 49	2.0(15.0)	4(-)	5	4	0	0	0	0	0	0	0	0	0.0	0	0
2012 NY Giants	16-16	39	33	- 72	4.0(17.0)	5(-)	7	0	1	0	0	0	0	0	2	16	8.0	16	0
2013 NY Giants	15-15	51	24	- 75	3.0(26.0)	8(-)	8	0	1	0	0	0	0	0	1	0	0.0	0	0
2014 Minnesota	16-16	44	29	- 73	3.0(23.0)	5(-)	27	1	0	0	0	0	0	0	0	0	0.0	0	0
2015 Minnesota	12-12	43	28	- 71	0.5(4.0)	7(-)	26	1	1	0	0	0	0	0	0	0	0.0	0	0
2016 Minnesota	16-16	48	52	- 100	4.0(21.5)	5(-)	36	0	3	0	0	0	0	0	0	0	0.0	0	0
2017 Minnesota	16-16	58	35	- 93	3.5(23.5)	5(-)	38	0	0	0	0	0	0	0	1	0	0.0	0	0
2018 Minnesota	15-15	47	30	- 77	1.0(15.0)	4(-)	22	0	1	0	0	0	0	0	1	64	64.0	64	0
2019 Minnesota	13-13	26	18	- 44	3.0(23.0)	6(-)	6	0	1	0	0	0	0	0	0	0	0.0	0	0
2020 LA Chargers	16-16	33	29	- 62	0.0(0)	3(-)	2	0	0	0	0	0	0	0	0	0	0.0	0	0
2021 LA Chargers	14-12	30	27	- 57	1.0(10.0)	3(-)	2	0	0	0	0	0	0	0	0	0	0.0	0	0
2022 Philadelphia	8-8	8	12	- 20	0.5(3.0)	0(0)	1	0	0	0	0	0	0	0	0	0	0.0	0	0
2023 Buffalo	7-0	7	5	- 12	1.0(3.0)	1(-)	1	0	0	0	0	0	0	0	0	0	0.0	0	0
<b>Totals</b>	<b>186-170</b>	<b>476</b>	<b>340</b>	<b>- 816</b>	<b>26.5(-184.0)</b>	<b>57(-)</b>	<b>181</b>	<b>6</b>	<b>8</b>	<b>0</b>	<b>0</b>	<b>0.0</b>	<b>0</b>	<b>0</b>	<b>5</b>	<b>80</b>	<b>16.0</b>	<b>64</b>	<b>0</b>
<b>Playoffs</b>																			
2011 NY Giants	4-4	5	5	- 10	0.0(0)	0(0)	2	1	0	0	0	0.0	0	0	0	0	0.0	0	0
2015 Minnesota	1-1	2	1	- 3	0.0(0)	0(0)	0	0	0	0	0	0.0	0	0	0	0	0.0	0	0
2017 Minnesota	2-2	6	3	- 9	0.0(0)	2(3)	1	0	0	0	0	0.0	0	0	0	0	0.0	0	0
2019 Minnesota	2-2	5	5	- 10	0.0(0)	0(0)	0	0	0	0	0	0.0	0	0	0	0	0.0	0	0
2022 Philadelphia	3-3	0	1	- 1	0.0(0)	0(0)	0	0	0	0	0	0.0	0	0	1	0	0.0	0	0
2023 Buffalo	2-0	0	3	- 3	0.0(0)	0(0)	0	0	0	0	0	0.0	0	0	0	0	0.0	0	0
<b>Totals</b>	<b>14-12</b>	<b>18</b>	<b>18</b>	<b>- 36</b>	<b>0.0(0)</b>	<b>2(3)</b>	<b>3</b>	<b>1</b>	<b>0</b>	<b>0</b>	<b>0</b>	<b>0.0</b>	<b>0</b>	<b>0</b>	<b>1</b>	<b>0</b>	<b>0.0</b>	<b>0</b>	<b>0</b>



**PRO:** The Dallas Cowboys signed Carl Lawson toward the end of training camp, adding a veteran pass rusher who has 119 tackles and 27.0 career sacks. Lawson burst onto the scene as a rookie after the Cincinnati Bengals selected him in the fourth round (116th overall) of the 2017 NFL Draft. While playing under then Bengals Defensive Coordinator Paul Guenther, Lawson led all NFL rookies with 8.5 sacks. After four total years at Cincinnati, Lawson signed a three-year contract with the N.Y. Jets as an unrestricted free agent, where injuries limited playing time in two of the three seasons he resided in New York. In every season in which Lawson has played at least eight games, he has recorded 5.0-or-more sacks, and he will add talent and experience to a young Cowboys edge group in 2024.

**TRANSACTION SUMMARY:**

- 8/15/24:** Signed with Dallas.
- 8/19/21:** Placed on Reserve/Injured with an Achilles' tendon injury.
- 3/17/21:** Signed a three-year contract with the N.Y. Jets through 2023.
- 11/5/18:** Placed on Reserve/Injured with a knee injury.
- 5/7/17:** Drafted in the fourth round (116th overall) by Cincinnati.

**2023 (N.Y. Jets):**

- After missing most of the preseason and training camp due to a back injury, played in six games and was inactive for the other 11 contests.
- Tallied five tackles in his final season with the N.Y. Jets.

**2022 (N.Y. Jets):**

- Started all 17 games as part of a defense that finished fourth in total defense (311.1 yards-per-game) and part of a pass rush that produced a 30.6% pressure rate, seventh in the NFL.
- Finished second on the team with 51 quarterback pressures, along with 33 tackles, 7.0 sacks, a single-season career-high nine tackles for loss, one forced fumble and a fumble recovery.
- Recorded a sack in back-to-back games at Pittsburgh (10/2) and against Miami (10/9).
- Had a career-high seven quarterback hits against Miami (10/9).
- Notched a season-high four tackles, a sack and two tackles for loss at Seattle (1/1/23).

**2021 (N.Y. Jets):**

- Missed the season after being placed on Reserve/Injured during training camp with an Achilles' injury.

**2020 (Cincinnati):**

- Appeared in all 16 games, with 11 starts, and registered a career-best 36 tackles and two forced fumbles to go with 5.5 sacks and 32 quarterback hits, the second-most in the league.
- In the season-opener against the LA Chargers (9/13), finished with four tackles and a sack.
- Recorded his only multi-sack game of the season with 2.0 sacks, eight tackles and a forced fumble at Philadelphia (9/27).
- Against Pittsburgh (12/21), tallied two tackles, a sack and tied a season-high six quarterback hits.

**2019 (Cincinnati):**

- Played in 12 games with two starts and registered 23 tackles, 5.0 sacks and 22 quarterback hits.
- Appeared in the first two games of the season but missed Weeks 3-4 due to a hamstring injury.
- Made his first start of the season at Baltimore (10/13) where he accumulated three tackles and a sack.
- Tallied a season-high five tackles, a sack and two quarterback hits at Cleveland (12/8).
- Had 2.0 sacks with four quarterback hits against Cleveland (12/29)

**2018 (Cincinnati):**

- Limited to seven games before being placed on Reserve/Injured due to a torn ACL in Week 8. In those seven games, had six tackles, a sack and eight quarterback hits.

**2017 (Cincinnati):**

- Played in all 16 games and led all NFL rookies with 8.5 sacks (single-season career-high) and 21 quarterback hits.
- Became the first player drafted in the fourth round-or-later to lead all rookies in sacks since 2006 (Mark Anderson, Chicago).
- In his third career game, recorded a career-high 2.5 sacks, a season-high four tackles, three quarterback hits and two tackles for loss at Green Bay (9/24).
- Made his first career start in Week 4 at Cleveland (10/1).
- Notched his second career multi-sack game with 1.5 sacks against Cleveland (11/26).

**COLLEGE:**

- Played in 33 career games, with 20 starts, in four years at Auburn (2013-16), totaling 67 tackles, 24 tackles for loss and 14.0 sacks. Was a two-time team captain (2015 and 2016).
- As a junior in 2016, started all 13 games and notched 30 tackles, 13 tackles for loss and 9.0 sacks en route to first-team All-SEC honors.
- In 2015 had a sack, two tackles for loss and four tackles in the season opener against Louisville, but a hip injury caused him to miss the next six games and limited him the rest of the season.
- Redshirted in 2014 after missing the season with a torn ACL.
- As a true freshman, played in all 14 games for an Auburn team that won the SEC and played in the National Championship against Florida State. Finished his freshman campaign with 20 tackles, 4.0 sacks, seven tackles for loss and two forced fumbles.

**PERSONAL:**

- Attended Milton High School in Alpharetta, Ga., where he was considered one of the top high school prospects in the country.
- Recorded 78 tackles as a senior, including 44 tackles for loss and 27.0 sacks.
- Played in the 2013 Under Armour All-America Game.
- Also participated in wrestling and track at Milton High School.
- Majored in communications at Auburn.



**LAWSON'S NFL TOTALS**

Year Team	GP-GS	DEFENSE							INTERCEPTIONS					FUMBLES REC					
		ST	AT	TT	Sks-Yds	Tkl/Ls	QB Prs	PBU	FF	No	Yds	Avg	Lg	TD	No	Yds	Avg	Lg	TD
2017 Cincinnati.....	16-1	10	6	-	16	8.5(-57)	8(-43)	21	0	0	0	0	0	0	0	0	0.0	0	0
2018 Cincinnati.....	7-0	4	2	-	6	1.0(-7)	0(0)	8	0	0	0	0	0	0	0	0	0.0	0	0
2019 Cincinnati.....	12-2	17	6	-	23	5.0(-36)	6(-40)	22	0	0	0	0	0	0	0	0	0.0	0	0
2020 Cincinnati.....	16-11	18	18	-	36	5.5(-31)	4(-19)	32	0	2	0	0	0	0	0	0	0.0	0	0
2021 N.Y. Jets.....	0-0	RESERVE/INJURED-Achilles							RESERVE/INJURED					RESERVE/INJURED					
2022 N.Y. Jets.....	17-17	18	15	-	33	7.0(-43)	9(-48)	24	0	1	0	0	0	0	1	0	0.0	0	0
2023 N.Y. Jets.....	6-0	2	3	-	5	0.0(0)	0(0)	0	0	0	0	0	0	0	0	0	0.0	0	0
<b>Totals.....</b>	<b>74-31</b>	<b>69</b>	<b>50</b>	<b>-</b>	<b>119</b>	<b>27.0(-174)</b>	<b>27(-150)</b>	<b>107</b>	<b>0</b>	<b>3</b>	<b>0</b>	<b>0</b>	<b>0.0</b>	<b>0</b>	<b>1</b>	<b>0</b>	<b>0.0</b>	<b>0</b>	<b>0</b>



**PRO:** Looking for a spark in Week Nine, the Dallas Cowboys picked up Jonathan Mingo from Carolina at the trade deadline in exchange for draft pick compensation. Mingo was originally drafted in the second round (39th overall) by Carolina in the 2023 NFL Draft. He made an immediate impact, appearing in 15 games with 14 starts during his rookie season and caught 43 passes for 418 yards. Mingo has totaled 55 receptions for 539 yards through 24 career games and will be counted on to contribute in 2024 and the future for Dallas.

**TRANSACTION SUMMARY:**

- 11/5/24:** Traded to Dallas from Carolina for draft pick compensation.
- 4/28/23:** Drafted in the second round (39th overall) by Carolina.

**2024 (Carolina/Dallas):**

- Tallied 121 yards on 12 receptions through nine appearances and five starts with Carolina prior to his trade to Dallas (11/5).

**2023 (Carolina):**

- Saw action in 15 games and 14 starts, tallying 43 receptions for 418 yards.
- Made his NFL debut and first NFL start at Atlanta (9/10), nabbing two receptions for 17 yards.
- Set a career-high against Tampa Bay (12/3), amassing 69 yards receiving.

**COLLEGE:**

- Played four seasons at Mississippi, appearing in 41 games and totaling 112 receptions for 1,758 yards and 12 touchdowns.
- In 2022 recorded 51 receptions for 861 yards and five touchdowns on his way to second-team All-SEC honors.
- Posted 346 yards and three touchdowns on 22 catches through his first six starts in 2021 before missing seven games due to injury.
- Nabbed 27 catches for 379 yards and three touchdowns during his sophomore season in 2020, appearing in 10 games with eight starts.
- Started all 12 games as a true freshman in 2019, grabbing 12 catches for 172 yards and one touchdown.

**PERSONAL:**

- Attended Brandon, Miss., High School, where he totaled 2,492 receiving yards and 23 touchdowns.
- Tallied 1,451 yards and 14 touchdowns as a senior on the way to a 13-2 campaign and 6A South State title game.
- Majored in Exercise Science at Mississippi.

**MINGO'S NFL TOTALS**

Year Team	GP-GS	RECEIVING					RUSHING				
		No	Yds	Avg	Long	TD	No	Yds	Avg	Long	TD
2023 Carolina.....	15-14	43	418	9.7	40	0	0	0	0.0	0	0
2024 Carolina.....	9-5	12	121	10.1	35	0	2	5	2.5	3	0
<b>Totals.....</b>	<b>24-19</b>	<b>55</b>	<b>539</b>	<b>9.8</b>	<b>40</b>	<b>0</b>	<b>2</b>	<b>5</b>	<b>2.5</b>	<b>3</b>	<b>0</b>

# AMANI ORUWARIYE

(oh-rue-WARR-ee-A)

## 27 • Cornerback

6-2 • 202 • 2/9/96  
 Penn State • FA-24  
 NFL: 5th Year • Cowboys: 1st Year  
 Games/Starts: 2023-0/0; Career-53/36  
 Postseason: 2023-0/0; Career-0/0



**PRO:** The Dallas Cowboys added cornerback Amani Oruwariye to fill out their practice squad with a veteran defender who can help at multiple positions in the secondary. Oruwariye was originally a fifth round (146th overall) draft pick by Detroit in the 2019 NFL Draft and played in 53 games with 36 starts across four seasons with the Lions, accumulating 171 tackles, nine interceptions, 24 pass breakups and four tackles for loss. He spent 2023 on the practice squad of the N.Y. Giants and Jacksonville, but did not appear in any games.

**TRANSACTION SUMMARY:**

- 8/27/24:** Released by Jacksonville and signed to Dallas' practice squad (8/29).
- 1/9/24:** Signed a Futures contract with Jacksonville.
- 10/10/23:** Released by New York and signed with Jacksonville's practice squad (10/16).
- 8/29/23:** Released and signed to the N.Y. Giants practice squad (8/30).
- 3/23/23:** Signed a one-year deal with the N.Y. Giants.
- 4/27/19:** Drafted in the fifth round (146th overall) by Detroit.

**2023 (N.Y. Giants/Jacksonville):**

- Signed with the N.Y. Giants as an unrestricted free agent but was released after training camp and signed to the Giants practice squad.
- Released by the Giants midway through the year and signed to Jacksonville's practice squad.
- Did not see any game action for either the N.Y. Giants or Jacksonville.

**2022 (Detroit):**

- Appeared in 14 games with five starts, tallying 43 tackles, three breakups a tackle for loss and a fumble recovery.
- Started the season opener against Philadelphia (9/11), making four tackles and a pass breakup.
- Made nine tackles and a tackle for loss at Minnesota (9/25), then had five tackles in back-to-back weeks against Seattle (10/2) and at Dallas (10/23), adding a fumble recovery against the Cowboys.

**2021 (Detroit):**

- Started all 14 games played and produced a career-high six interceptions - the third-most in the NFL - and finished as one-of-three players to log at least 50 tackles, 10 pass defenses and six interceptions on the season.
- Totaled 57 tackles, two tackles for loss, six picks, 11 pass breakups and a fumble recovery.
- Recorded his first interception of the year against Baltimore (9/26), then added another the next week at Chicago (10/3).
- Made a season-best nine tackles with a tackle for loss at Minnesota (10/10).
- Picked off a pass against Cincinnati (10/17).
- Finished the year with interceptions in three of his last five games - at Cleveland (11/21), against Chicago (11/25) and against Arizona (12/19) - before a thumb injury landed him on Reserve/Injured and ended his season prematurely.

**2020 (Detroit):**

- Started 15-of-16 games played and posted 53 tackles, seven pass breakups and one interception.
- Added pass breakups in three-consecutive games, logging two at Arizona (9/27), one against New Orleans (10/4) and two at Jacksonville (10/18).
- Made his lone interception of the season at Carolina (11/22) to go along with a season-high five tackles.

**2019 (Detroit):**

- Finished his rookie year starting two-of-nine games played with 18 tackles, two interceptions, and three pass defenses as part of a defense that had the third-most passes defended (42) by cornerbacks in the NFL.
- Made his NFL debut against Kansas City (9/29) but did not record any stats.
- Registered his first career interception at Washington (11/24) to go along with his first two pass breakups.
- Started his first career game against Chicago (11/28) and added six tackles and a takedown on special teams.
- Finished the year with four tackles and an interception against Green Bay (12/29).

**COLLEGE:**

- Played 48 games with 13 starts at Penn State, totaling 106 tackles, two tackles for loss, 30 pass breakups and eight interceptions in his career.
- Started all 13 games as a senior in 2018 and earned first-team All-Big Ten honors, finishing with 51 tackles, two tackles for loss a forced fumble, 15 pass breakups and three interceptions.
- Played in 11 games in 2017 and added 28 tackles, 12 breakups and a career-best four interceptions.
- Saw time in 11 games in 2016 and tallied 22 tackles with two passes defended and a pick-six interception.
- Played in all 13 games as a freshman in 2015, adding five tackles and a pass breakup.

**PERSONAL:**

- A three-year letterman at Gaither High School in Tampa, Fla., recorded 47 tackles, two tackles for loss, four interceptions and nine pass breakups as a senior to earn first-team all-district honors. Also blocked four kicks as a senior.
- As a junior, totaled 43 tackles, three interceptions and three blocked kicks to help Gaither win the 2012 Class 7-A District Championship.
- Earned his degree in telecommunications from Penn State.

**ORUWARIYE'S NFL TOTALS**

Year Team	GP-GS	DEFENSE									INTERCEPTIONS					FUMBLES REC				
		ST	AT	TT	Sks-Yds	Tkl/Ls	QB Prs	PBU	FF	No	Yds	Avg	Lg	TD	No	Yds	Avg	Lg	TD	
2019 Detroit	9-2	17	1-	18	0.0(0)	0(0)	0	3	0	2	0	0.0	0	0	0	0	0.0	0	0	
2020 Detroit	16-15	45	8-	53	0.0(0)	1(-6)	0	7	0	1	0	0.0	0	0	0	0	0.0	0	0	
2021 Detroit	14-14	44	13-	57	0.0(0)	2(-4)	0	11	0	6	73	12.2	50	0	1	0	0.0	0	0	
2022 Detroit	14-5	35	8-	43	0.0(0)	1(-1)	0	3	0	0	0	0.0	0	0	1	0	0.0	0	0	
2023 N.Y. Giants					PRACTICE SQUAD									PRACTICE SQUAD						
Jacksonville					PRACTICE SQUAD									PRACTICE SQUAD						
<b>Totals</b>	<b>53-36</b>	<b>141</b>	<b>30-</b>	<b>171</b>	<b>0.0(0)</b>	<b>4(-11)</b>	<b>0</b>	<b>24</b>	<b>0</b>	<b>9</b>	<b>73</b>	<b>8.1</b>	<b>50</b>	<b>0</b>	<b>2</b>	<b>0</b>	<b>0.0</b>	<b>0</b>	<b>0</b>	

**ADDITIONAL STATISTICS**

Special Teams Tackles – 2019 (1-0-1); 2022 (1-0-1). Totals: 2-0-2.





**PRO:** Midway through training camp in 2024, the Dallas Cowboys signed seasoned NFL veteran Nick Vigil to a one-year deal. Vigil, a former 2016 third round pick by Cincinnati, hails to Dallas from Minnesota. He boasts 253 career tackles, 5.0 sacks, three interceptions, 17 pass breakups, 10 pressures, two forced fumbles and five fumble recoveries across 97 games, clocking 53 starts. Last season with Minnesota, Vigil spent time on both the Vikings practice squad and active roster where he appeared in eight games. Vigil provides seasoned experience to a young linebacker room.

#### TRANSACTION SUMMARY:

- 8/7/24:** Signed with Dallas.
- 12/29/23:** Signed to Minnesota's practice squad (12/29).
- 8/31/23:** Signed to Minnesota's practice squad and waived (12/23).
- 8/6/23:** Signed a one-year deal with the N.Y. Jets and released (8/28).
- 10/8/22:** Placed on Reserve/Injured with a hamstring injury.
- 3/22/22:** Signed a one-year contract with Arizona.
- 4/6/21:** Signed a one-year contract with Minnesota.
- 3/24/20:** Signed a one-year contract with the LA Chargers.
- 12/22/17:** Placed on Reserve/Injured with a back injury.
- 5/10/16:** Drafted in the third round (87th overall) by Cincinnati.

#### 2023 (N.Y. Jets/Minnesota):

- Signed with the N.Y. Jets midway through training camp, but was released at the roster cutdown date (8/28).
- Signed with Minnesota's practice squad and played in eight games, contributing two special teams tackles.
- Made his season debut at Green Bay (10/29) after being elevated from the practice squad and recorded his first stat of the year with an assisted tackle on special teams.

#### 2022 (Arizona):

- Appeared in four games with two starts, posting 13 tackles, one pass breakup and one tackle for loss before going on Reserved/Injured with a hamstring injury.

#### 2021 (Minnesota):

- Appeared in 16 games with 12 starts to accumulate 83 tackles, a sack, three quarterback pressures and one pick-six.
- Intercepted Kyler Murray for his first career touchdown at Arizona (9/19).
- Played every defensive snap and recorded 15 tackles, the second-most of his career, at Detroit (12/5).

#### 2020 (LA Chargers):

- Appeared in 15 games, including two starts, to record 42 tackles, 2.0 sacks, one pass breakup, one forced fumble and two fumble recoveries.
- Had a career-high 2.0 sacks at Las Vegas (12/17) and again against Denver (12/27).
- Notched a season-best nine tackles in a pair of games against New England (12/6) and at Las Vegas (12/17).
- Recorded a fumble recovery at Miami (11/15) and returned it for 44 yards, his second fumble recovery of the season and fourth over the past two seasons.

#### 2019 (Cincinnati):

- Started all 16 games, finishing with 111 tackles, a half-sack, three tackles for loss, one interception, five pass breakups, one forced fumble and two fumble recoveries.
- Kicked off a three-game stretch with 10-plus tackles, totaling 11 stops at Pittsburgh (9/30), and finished with 13 tackles each against Arizona (10/6) and at Baltimore (10/13).
- Returned an interception for 34 yards and posted four tackles and two passes defended at Cleveland (12/8).

#### 2018 (Cincinnati):

- Played in 11 games with 10 starts at linebacker where he finished third on the team with 84 tackles while also logging three pass breakups and a fumble recovery.
- Recorded three games with 11-or-more tackles, at Indianapolis (11; 9/9), at Carolina (12; 9/23) and at Pittsburgh (17; 12/30).
- His 17 tackles at Pittsburgh were the most by a Bengal since Vontaze Burfict's 18 in 2013.

#### 2017 (Cincinnati):

- Started 11 games and recorded 77 tackles, a sack, five passes breakups and one interception.
- Notched first career interception against Baltimore (9/10).
- Had a season-high 11 tackles at Cleveland, including a sack (10/1).
- Placed on Reserve/Injured (12/22) due to a back injury.

#### 2016 (Cincinnati):

- Appeared in 16 games as a rookie where he logged 14 tackles on defense and seven on special teams.
- Finished third on the team in special teams snaps with 306.
- Tallied his first two tackles on defense against Buffalo (11/20).
- Clocking a season-high 37 defensive snaps and six tackles against Baltimore (1/1/17).

#### COLLEGE:

- Started 30 of his 40 career games at Utah State where he totaled 324 tackles and 15.5 sacks.
- Used as a situational running back in his final two seasons where he accumulated 169 yards on 47 carries (3.6) and four touchdowns.
- Helped the Aggies to the Mountain West Conference title in 2013 while also taking victories in the Poinsettia Bowl (2013) and New Mexico Bowl (2014).
- Earned First-Team All-MWC honors his sophomore and junior seasons.

#### PERSONAL:


- Earned three letters in football at Fremont High School in Plain City, Utah, and was a standout at running back and strong safety during his varsity tenure.

**VIGIL'S NFL TOTALS**

Year Team	GP-GS	DEFENSE									INTERCEPTIONS					FUMBLES REC				
		ST	AT	TT	Sks-Yds	Tkl/Ls	QB Prs	PBU	FF	No	Yds	Avg	Lg	TD	No	Yds	Avg	Lg	TD	
2016 Cincinnati.....	16-0	11	3	-	14	0.0(0)	0(0)	0	1	0	0	0	0	0	0	0	0	0	0	
2017 Cincinnati.....	11-11	43	34	-	77	1.0(-7)	3(-12)	2	5	0	1	0	0.0	0	0	0	0	0		
2018 Cincinnati.....	11-10	62	22	-	84	0.0(0)	5(-6)	1	3	0	0	0	0.0	0	0	1	0	0.0		
2019 Cincinnati.....	16-16	60	51	-	111	1.0(0)	2(-6)	4	5	1	1	34	34.0	34	0	2	13	13.0		
2020 LA Chargers.....	15-2	26	16	-	42	2.0(-3)	2(-7)	0	1	1	0	0	0.0	0	0	2	0	0.0		
2021 Minnesota.....	16-12	44	39	-	83	1.0(-12)	3(-7)	3	1	0	1	38	38.0	38t	1	0	0	0.0		
2022 Arizona.....	4-2	7	6	-	13	0.0(0)	1(-6)	0	1	0	0	0	0.0	0	0	0	0	0.0		
2023 Minnesota.....	8-0	0	0	-	0	0.0(0)	0(0)	0	0	0	0	0	0.0	0	0	0	0	0.0		
<b>Totals.....</b>	<b>97-53</b>	<b>253</b>	<b>171</b>	<b>-</b>	<b>424</b>	<b>5.0(-22)</b>	<b>16(-56)</b>	<b>10</b>	<b>17</b>	<b>2</b>	<b>3</b>	<b>72</b>	<b>24.0</b>	<b>38t</b>	<b>1</b>	<b>5</b>	<b>13</b>	<b>2.6</b>	<b>13</b>	<b>0</b>

**LUIJI VILAIN** (vill-AIN)  
**53 • Defensive End**

6-4 • 250 • 3/10/98  
 Wake Forest • FA-'24  
 NFL: 3rd Year • Cowboys: 1st Year  
 Games/Starts: 2023-2/0; Career-5/0  
 Postseason: 2023-0/0; Career-0/0



**PRO:** The Dallas Cowboys signed Luiji Vilain to the practice squad with hopes of adding depth to their defensive front. Vilain, a former undrafted free agent signed with Minnesota after the 2022 NFL draft where he made the 53 man roster out of training camp and saw action in three games, recording two tackles and four special teams tackles. He spent the first few weeks of the 2023 season on Minnesota's practice squad before signing to Carolina's 53-man roster. Vilain appeared in one game for the Panthers before being placed on Reserve/Injured for the remainder of the 2023 season. He spent time this season with Carolina and Cleveland and hails to Dallas hungry for an opportunity.

**TRANSACTION SUMMARY:**

- 9/25/24:** Released by Cleveland and signed to Dallas' practice squad (10/9).
- 8/27/24:** Released by Carolina and signed to Cleveland's practice squad (9/11).
- 11/7/23:** Placed on Reserve/Injured with a knee injury.
- 8/29/23:** Released by Minnesota and signed to their practice squad (8/30), then signed to Carolina's active roster (10/24).
- 5/1/22:** Signed with Minnesota as an undrafted free agent.

**2024 (Carolina/Cleveland/Dallas):**

- Went to camp with Carolina, was released at the end and signed with Cleveland's practice squad. Released by Cleveland and signed to the Cowboys practice squad.

**2023 (Minnesota/Carolina):**

- Appeared in one game for Minnesota before being poached off the practice squad and signed to Carolina's active roster.
- Elevated to the Viking's active roster from the practice squad against San Francisco (10/23), where he saw action on special teams.
- Signed to Carolina's active roster and saw action a week later against Indianapolis (11/5).
- Placed on Reserve/Injured (11/7) for the remainder of the season with a knee injury.

**2022 (Minnesota):**

- Signed with Minnesota as an undrafted free agent following the 2022 NFL Draft and appeared in three games for the Vikings.
- Made his NFL debut at Miami (10/16) where he notched one special teams tackle.
- Played in his second game against Indianapolis (12/17), primarily on special teams, where he tallied one tackle.
- Saw action in the regular season finale at Chicago (1/8/23) where he recorded two defensive tackles and two special teams tackles.

**COLLEGE:**

- Appeared in 12 games throughout four seasons at Michigan before transferring to Wake Forest in 2021.
- Finished his graduate season at Wake Forest with a team-high 9.0 sacks while also adding 22 tackles, 10 tackles for loss, two forced fumbles, one fumble recovery, two quarterback pressures and a pass breakup.
- Recorded 45 tackles, 8.0 sacks and recovered a fumble in the end-zone for a touchdown in his final season at Michigan in 2020.
- Registered 60 tackles, 15.5 tackles for loss, 4.5 sacks, three forced fumbles and one fumble recovery as a junior.
- Did not see action as a freshman or sophomore at Michigan.

**PERSONAL:**

- Attended Episcopal High School in Virginia where he led the team to an 8-1 record in 2016.
- Registered 45 tackles and 8.0 sacks in his senior season and selected to the 2017 Under Armour All-American Game.
- Made 60 tackles including 15.5 tackles for loss, 45 sacks and three forced fumbles as a junior.
- Moved to the United States from Toronto, Ontario, Canada prior to his junior season.
- Earned a bachelor's degree in General Studies from Michigan.

**VILAIN'S NFL TOTALS**

Year Team	GP-GS	DEFENSE								INTERCEPTIONS					FUMBLES REC					
		ST	AT	TT	Sks-Yds	Tkl/Ls	QB Prs	PBU	FF	No	Yds	Avg	Lg	TD	No	Yds	Avg	Lg	TD	
2022 Minnesota.....	3-0	1	1	-	2	0.0(0)	0(0)	0	0	0	0	0	0	0	0	0	0.0	0	0	0
2023 Minnesota.....	1-0	0	0	-	0	0.0(0)	0(0)	0	0	0	0	0	0	0	0	0.0	0	0	0	
Carolina.....	1-0	0	0	-	0	0.0(0)	0(0)	0	0	0	0	0	0	0	0	0.0	0	0	0	
<b>Totals.....</b>	<b>5-0</b>	<b>1</b>	<b>1</b>	<b>-</b>	<b>2</b>	<b>0.0(0)</b>	<b>0(0)</b>	<b>0</b>	<b>0</b>	<b>0</b>	<b>0</b>	<b>0</b>	<b>0</b>	<b>0</b>	<b>0</b>	<b>0.0</b>	<b>0</b>	<b>0</b>	<b>0</b>	

**ADDITIONAL STATISTICS**

Special Teams Tackles – 2022 (2-0-2). Totals: 2-0-2.

**CARLOS WATKINS**  
92 • Defensive Tackle

6-3 • 305 • 12/5/93  
Clemson • PS(Was)-24  
NFL: 8th Year • Cowboys: 3rd Year  
Games/Starts: 2023-2/1; Career-72/37  
Postseason: 2023-0/0; Career-4/3



**PRO:** In an effort to bolster the interior of their defensive line, the Dallas Cowboys signed Carlos Watkins off Washington's practice squad in Week 3 of the 2024 season, reuniting with the veteran defensive tackle who played two seasons with the Cowboys previously. Watkins originally arrived in Dallas in 2021 after playing the first four seasons of his career with Houston following his selection by the Texans in the fourth round (142nd overall) in 2017. Watkins stepped into the defensive line rotation and started 18 of the 27 games he played over two years in Dallas, setting career-bests in tackles (32) and tackles for loss (four) while intercepting his first career pass for a 29-yard touchdown return in 2021. For his career, Watkins has played in 72 games with 37 career starts, and he has logged 143 tackles, 6.0 sacks, 16 tackles for losses, 12 hurries, seven breakups, three fumble recoveries and an interception in that span.

**TRANSACTION SUMMARY:**

- 9/18/24:** Signed to Dallas' active roster.
- 8/14/24:** Signed with the LA Rams, released (8/25) and signed to Washington's practice squad (8/28).
- 4/4/23:** Signed a one-year contract with Arizona.
- 10/22/22:** Signed to Dallas' active roster.
- 3/24/22:** Signed a one-year extension with Dallas, released (8/30) and signed to Dallas' practice squad (8/31).
- 3/22/21:** Signed with Dallas as an unrestricted free agent through 2021.
- 4/29/17:** Drafted in the fourth round (142nd overall) by Houston.

**2024 (LA Rams/Washington):**

- Went to camp with the LA Rams, was released at the end and signed with Washington's practice squad, where he was elevated for one game before signing with the Cowboys active roster.
- Elevated for the Commanders game against the N.Y. Giants (9/15), but did not record any stats.

**2023 (Arizona):**

- Made one start and played in two games for the Cardinals before going on Reserve/Injured with a biceps injury, tallying seven tackles, a tackle for loss, a sack and a pass deflection.
- Played in the season opener at Washington (9/10) and recorded five tackles, a sack and a tackle for loss.
- Started against the N.Y. Giants (9/17), making two tackles and registering a pass deflection before a biceps injury ended his season prematurely.

**2022:**

- Returned to Dallas and started four-of-12 games for the Cowboys, tallying 30 tackles, two tackles for loss, four pressures and a forced fumble.
- Began the season on the practice squad, seeing his first action as an elevation at the LA Rams (10/9) and adding a pressure.
- Signed to the active roster prior to the game against Detroit (10/23), registering three tackles.
- Had a season-best five takedowns in the game against Houston (12/11), then logged his first start of the season the following week at Jacksonville (12/18), tallying three tackles and a pressure.
- Started both postseason contests, tallying two tackles, a pressure and a pass breakup across both games.

**2021:**

- Started a career-high 14 games, seeing action in 15, and set a personal-best with 32 tackles and four tackles for loss while adding a sack, two hurries, one breakup and an interception he returned 29 yards for a touchdown.
- Started his Cowboys debut at Tampa Bay (9/9) and had a tackle.
- Missed games against Philadelphia (9/27) and Carolina (10/3) with a knee injury but returned against the N.Y. Giants (10/10) to the tune of three tackles and a hurry.
- Logged his 25th career start, playing in his 50th career game, logging three tackles with one for a loss at Kansas City (11/21).
- Selected as the defensive captain on Thanksgiving Day against Las Vegas (11/25), then had two tackles and intercepted his first career pass that he returned 29 yards for his first career touchdown at New Orleans (12/2).
- With two tackles against Washington (12/26), topped 100 for his career.
- Logged a pressure in his first career postseason start in the Wild Card game against San Francisco (1/16/22).

**2020 (Houston):**

- Played in all 16 games for the first time in his career - starting 11 - and finished with 27 tackles, 2.0 sacks, two tackles for losses, two hurries, three breakups and a fumble recovery.
- Posted a sack at Pittsburgh (9/27) and had a season-high four stops at Chicago (12/13).
- Added his second sack of the season with a season-high tying four tackles against Tennessee (1/3/21).

Carlos Watkins, cont.

**2019 (Houston):**

- Played in 10 games with one start and notched 23 tackles, one sack, two hurries, a breakup and a fumble recovery.
- Had two stops and a breakup in the opener at New Orleans (9/9), then recovered his first career fumble in the game against Carolina (9/29).
- Notched his sack at Jacksonville (11/3), then had a career-best six tackles in the finale against Tennessee (12/29) in which he started.
- Made his postseason debut in the Wild Card Game against Buffalo (1/4/20) but did not have any stats.

**2018 (Houston):**

- Played in just four games - inactive for 12 - and logged three tackles, one sack and a hurry.
- All of his stats came in the season finale against Jacksonville (12/30).

**2017 (Houston):**

- Played in 12 games with six starts as a rookie to finish with 21 tackles, three for losses, and a breakup.
- Made his NFL debut and logged his first career tackle against Tennessee (10/1).
- Earned his first career start and finished against Indianapolis (11/5) with three stops and his first tackle for a loss.

**COLLEGE:**

- In five seasons at Clemson (2012-16), tallied 191 tackles, 26 for losses, and 14.0 sacks in 53 games with 30 starts.
- As a senior in 2016, notched 82 tackles, 13.5 for loss, 10.5 sacks - tops by a school tackle - while starting all 15 games.
- Registered 69 tackles, eight for losses, and 3.5 sacks, starting 14-of-15 games played as a junior in 2015.
- In 2014 as a redshirt sophomore, had 13 tackles, two for losses, and four pressures in 11 games.
- Posted 11 tackles, 1.5 for loss, and a pressure in three games, missing the remainder of the season following a car accident as a sophomore in 2013 and received a redshirt.
- As a freshman in 2012, notched 16 tackles, one for a loss, and three pressures in nine games.

**PERSONAL:**

- Ranked as the seventh defensive lineman in the nation out of Chase High School in Forest City, N.C., logging 15.0 sacks, five forced fumbles and an interception as a senior.
- Averaged over 21 points and 10 rebounds-per-game for Chase's basketball team.
- Earned his degree in sociology at Clemson.

**COMMUNITY:**

- WrestleMania 38 School Pep Rally.
- Annual Team Holiday Hospital Visits.

**WATKINS' NFL TOTALS**

Year Team	GP-GS	DEFENSE									INTERCEPTIONS					FUMBLES REC				
		ST	AT	TT	Sks-Yds	Tkl/Ls	QB Prs	PBU	FF	No	Yds	Avg	Lg	TD	No	Yds	Avg	Lg	TD	
2017 Houston	12-6	9	12	-	21	0.0(0)	3(-9)	0	1	0	0	0	0.0	0	0	0	0	0	0	
2018 Houston	4-0	2	1	-	3	1.0(-2)	1(-2)	1	0	0	0	0	0.0	0	0	0	0	0	0	
2019 Houston	10-1	10	13	-	23	1.0(-3)	1(-3)	2	1	0	0	0	0.0	0	0	1	0	0.0	0	
2020 Houston	16-11	17	10	-	27	2.0(-10)	4(-13)	2	3	0	0	0	0.0	0	0	1	0	0.0	0	
2021 Dallas	15-14	18	14	-	32	1.0(-8)	4(-10)	2	1	0	1	29	29.0	29t	1	1	0	0.0	0	
2022 Dallas	12-4	13	17	-	30	0.0(0)	2(-3)	4	0	1	0	0	0.0	0	0	0	0	0.0	0	
2023 Arizona	2-1	4	3	-	7	1.0(-6)	1(-6)	1	1	0	0	0	0.0	0	0	0	0	0.0	0	
<b>Totals</b>	<b>71-37</b>	<b>73</b>	<b>70</b>	<b>-</b>	<b>143</b>	<b>6.0(-29)</b>	<b>16(-46)</b>	<b>12</b>	<b>7</b>	<b>1</b>	<b>1</b>	<b>29</b>	<b>29.0</b>	<b>29t</b>	<b>1</b>	<b>3</b>	<b>0</b>	<b>0.0</b>	<b>0</b>	
<b>Playoffs</b>																				
2018 Houston	0-0	0	0	-	0	0.0(0)	0(0)	0	0	0	0	0	0.0	0	0	0	0	0.0	0	
2019 Houston	1-0	0	0	-	0	0.0(0)	0(0)	0	0	0	0	0	0.0	0	0	0	0	0.0	0	
2021 Dallas	1-1	0	0	-	0	0.0(0)	0(0)	0	1	0	0	0	0.0	0	0	0	0	0.0	0	
2022 Dallas	2-2	2	0	-	2	0.0(0)	0(0)	1	1	0	0	0	0.0	0	0	0	0	0.0	0	
<b>Totals</b>	<b>4-3</b>	<b>2</b>	<b>0</b>	<b>-</b>	<b>2</b>	<b>0.0(0)</b>	<b>0(0)</b>	<b>1</b>	<b>2</b>	<b>0</b>	<b>0</b>	<b>0</b>	<b>0.0</b>	<b>0</b>	<b>0</b>	<b>0</b>	<b>0</b>	<b>0.0</b>	<b>0</b>	



**SETH WILLIAMS**  
**13 • Wide Receiver**

6-4 • 211 • 4/10/00  
Auburn • FA-24  
NFL: 2nd Year • Cowboys: 1st Year  
Games/Starts: 2024-0/0; Career-2/1  
Postseason: 2024-0/0; Career-0/0



**PRO:** The Dallas Cowboys signed Seth Williams to the practice squad during Week Six of the 2024 season. Williams was originally drafted in the sixth round (219th overall) by Denver in the 2021 NFL Draft. He saw his first NFL action at the tail end of his rookie season, appearing in the final two games for the Broncos and starting in the penultimate game. Williams comes to Dallas searching for any opportunity to contribute.

**TRANSACTION SUMMARY:**

- 10/9/24:** Signed to Dallas' practice squad as a free agent.
- 1/9/24:** Signed a Futures contract with Jacksonville and released (8/25).
- 1/23/23:** Signed a Futures contract with Jacksonville, released (8/29) and signed to the practice squad (8/30).
- 8/30/22:** Released by Denver and signed with Jacksonville's practice squad (9/2).
- 8/31/21:** Released by Denver and signed to the practice squad (9/1).
- 5/13/21:** Drafted in the sixth round (219th overall) by Denver.

**2024 (Jacksonville/Dallas):**

- Signed a Futures contract with Jacksonville and released at the end of training camp (8/25).
- Signed to Dallas' practice squad as a free agent.

**2023 (Jacksonville):**

- Signed a Futures contract with Jacksonville and later released (8/29) and signed to the Jaguars practice squad (8/30).

**2022 (Denver/Jacksonville):**

- Remained with Denver through the offseason and training camp before being released on the roster cut down date (8/30).
- Signed to Jacksonville's practice squad (9/2) where he remained for the season.

**2021 (Denver):**

- Played in two games, starting one as a rookie and contributed one catch for 34 yards
- Made his NFL debut and first NFL start at the LA Chargers (1/2/22) grabbing one reception for 34 yards.
- Saw action in the regular season finale against Kansas City (1/8/22), seeing limited snaps on offense and special teams.

**COLLEGE:**

- Played three seasons at Auburn, where he appeared in 36 games and tallied 132 receptions for 2,124 yards and 17 touchdowns.
- Holds top-five slots in receiving yardage and touchdown receptions through Tiger program history.
- Recorded 47 catches for 760 yards and four touchdowns through 11 games in his junior season at Auburn, on his way to a second-team All-SEC nod.
- In 2019 as a sophomore, saw action in 12 games and seven starts, including a 121-yard performance against Georgia. Totaled 59 recpetions for 830 yards and eight touchdowns through the season.
- Appeared in 13 games with nine starts as a true freshman in 2018, totaling 534 yards on 26 catches for five touchdowns on the way to SEC all-freshman honors.

**PERSONAL:**

- Attended Bryant High School in Tuscaloosa, Ala., where he contributed as a receiver and safety to an Alabama Class 6A state playoff berth.
- Rated a four-star prospect by ESPN and 247Sports, the No. 10 athlete nationally and the No. 5 player in Alabama.
- Earned all-state honors in basketball and state medals in the long jump and high jump.
- Studied liberal arts at Auburn.

**WILLIAMS' NFL TOTALS**

Year Team	GP-GS	No	Yds	RECEIVING			No	Yds	RUSHING		
				Avg	Long	TD			Avg	Long	TD
2021 Denver .....	2-1	1	34	34.0	34	0	0	0	0.0	0	0
2022 Denver .....	0-0			PRACTICE SQUAD					PRACTICE SQUAD		
2023 Jacksonville .....	0-0			PRACTICE SQUAD					PRACTICE SQUAD		
<b>Totals .....</b>	<b>2-1</b>	<b>1</b>	<b>34</b>	<b>34.0</b>	<b>34</b>	<b>0</b>	<b>0</b>	<b>0</b>	<b>0.0</b>	<b>0</b>	<b>0</b>



**UPDATED PLAYER BIOS**





## 2024 PLAYER BIO UPDATES

### 5 Bryan Anger, P

Games/Starts: 2024-8/0 Career-201/0

	Punting									
	No	Yds	Avg	TB	In20	Lg	Blk	Ret	RetYds	Net
Last Game.....	3	139	46.3	0	2	53	0	1	5	44.7
2024.....	24	1,192	49.7	1	9	62	0	12	156	42.3
Career.....	852	39,981	46.9	62	309	83	5	390	3,268	41.4

	Special Teams								
	Solo	Asst	-	Tot	FF	FR	BP	BFG	BXP
Career.....	-	-	-	14	-	-	-	-	-

**at Cleveland (9/8)** Had six punts for a gross average of 49.0 and net average of 37.0.

**vs. New Orleans (9/15)** Played in his 195th career game where he punted once for 53 yards.

**vs. Baltimore (9/22)** Had four punts for 209 yards with a gross average of 52.3 yards and net average of 45.0 yards.

**at N.Y. Giants (9/26)** Punted three times for 165 yards with a gross average of 55.0 yards and net average of 41.0 yards

**at Pittsburgh (10/6)** Recorded one punt for 45 yards.

**vs Detroit (10/13)** Notched two punts for 93 yards for a net average of 43.5 yards.

**at San Francisco (10/27)** Tallied four punts for 194 yards with a gross average of 48.5 yards and a net average for 43.0 yards in his 200th career game.

**at Atlanta (11/3)** Punted three times for 139 yards for a net average of 44.7 yards.

### 17 Brandon Aubrey, K

Games/Starts: 2024-8/0 Career-25/0

	Scoring				Kickoffs				Avg. Ret
	PAT	FG	Lng	Pts	No	TB	TB%	Opp Ret	
Last Game.....	1-1	2-2	57	7	4	0	0.0%	4	23.8
2024.....	13-13	20-22	65	73	40	18	45.0%	21	25.0
Career.....	62-65	56-60	65	230	149	117	78.5%	29	24.9

	10-19	20-29	30-39	40-49	50+	Total	Pct
Last Game.....	0-0	0-0	1-1	0-0	1-1	2-2	100.0
2024.....	0-0	1-1	4-5	6-6	9-10	18-20	90.0
Totals.....	0-0	10-10	17-20	10-10	19-20	56-60	95.4

**at Cleveland (9/8)** Opened the season as perfect, nailing four field goals (57, 40, 50, 46). Improved his career record to 12-of-12 for field goals from 50 yards-or-more. His 57-yard field goal was the longest made field goal in a Cowboys season opener.

**vs. New Orleans (9/15)** Made four field goals (52, 38, 48, 40). His eight field goals in 2024 are tied for the most through two games in franchise history (Richie Cunningham, 1997).

**vs. Baltimore (9/22)** Connected on two field goals (65, 51). Made 10 field goals in 2024 - the third-most through three games in franchise history, trailing only Richie Cunningham (13, 1997) and Rafael Septien (11, 1981). His 65-yard field goal in the first quarter was the longest made field goal in franchise history and the second-longest make in NFL history behind Justin Tucker and the eighth kicker in NFL history with multiple made field goals of at least 60 yards. Made 15 straight field goals of 50-or-more yards, the most in NFL history to open a career.

**at N.Y. Giants (9/26)** Made two-of-three field goals, including a 60-yard field goal, his second consecutive game with a field goal of 60 or more yards. Became the second player in NFL history to make multiple field goals from 60-plus yards in the same season, joining former Cowboy Brett Maher (2019). Is the fourth kicker in NFL history with three made field goals of at least 60 yards in a career. His 60-yard field goal was the longest in Cowboys vs. Giants series history. The previous long was also at MetLife stadium in 2021 by Greg Zuerlein (57 yards).

**at Pittsburgh (10/6)** Went two-of-three on field goals, including a 55-yarder. Has made a field goal from 50-plus yards in seven consecutive games, an NFL record.

**vs Detroit (10/13)** Responsible for all nine of the team's points, nailing three field goals from 34, 47 and 50 yards. Aubrey has made 17 field goals in 2024, tied with Dan Bailey (2011) for the second-most made field goals through six games in team history. Has made a field goal from 50-plus yards in eight consecutive games, an NFL record. The previous record was five, held by Dustin Hopkins (9/18/23-10/22/23) and Justin Tucker (12/27/15-9/25/16).

**at San Francisco (10/27)** Nailed one 29-yard field goal and three extra points.

**at Atlanta (11/3)** Connected on two field goals from 34 and 57 yards and one extra point. The 57-yard field goal was his 19th career field goal from 50-plus yards, tying Brett Maher for the second-most 50-yard field goal makes in franchise history. Only Dan Bailey (27) has more 50-plus yard makes. Has nine made field goals from 50-or-more yards in 2024, just two shy of the NFL record set by Daniel Carlson (11) in 2022.

### 66 T.J. Bass, G

Games/Starts: 2024-8/1 Career-25/3

**at Cleveland (9/8)** Served as a reserve for the offensive line and predominantly played special teams.

**vs. New Orleans (9/15)** Saw action in a reserve role on the offensive line and played special teams.

**vs. Baltimore (9/22)** Played in his 20th career game and saw action on special teams.

**at N.Y. Giants (9/26)** Saw action on special teams and served as a reserve at right guard for Zach Martin during a series.

**at Pittsburgh (10/6)** Stepped in at left guard when Tyler Guyton was injured in the second quarter and Tyler Smith was pushed out to tackle. Blocked for an offense that recorded a season-high 445 net yards while adding 25 first downs and 109 yards on the ground.

**vs Detroit (10/13)** Made his first start of the season at left guard and helped the offense log 251 net yards, including 53 yards on the ground.

**at San Francisco (10/27)** Contributed on special teams.

**at Atlanta (11/3)** Saw limited action on special teams.

### 56 Cooper Beebe, C

Games/Starts: 2024-8/8 Career-8/8

**at Cleveland (9/8)** Made his NFL debut at center and blocked for an offense that tallied 265 net yards and 102 yards on the ground. Beebe, combined with Guyton, became the second rookie offensive lineman duo that the Cowboys have started in the season opener.

**vs. New Orleans (9/15)** Started at center and blocked for an offense that registered 353 net yards with 68 on the ground.

**vs. Baltimore (9/22)** Helped the offense log 412 net yards and 26 first downs. Allowed Prescott to pass for 379 yards and two touchdowns.

Cooper Beebe, cont.

**at N.Y. Giants (9/26)** Assisted an offense that netted 293 yards and allowed Prescott to pass for 227 yards and two touchdowns.  
**at Pittsburgh (10/6)** Blocked for an offense that recorded a season-high 445 net yards while adding 25 first downs and 109 yards on the ground.  
**vs Detroit (10/13)** Helped the offense log 251 net yards and 53 yards on the ground.  
**at San Francisco (10/27)** Blocked for an offense that generated 292 net yards with 56 yards on the ground and three touchdowns.  
**at Atlanta (11/3)** Assisted an offense that netted 378 total yards with a season-high 137 yards on the ground.

## 14 Markquese Bell, S

Games/Starts: 2024-7/0 Career-29/8

Last Game	Tackles			Sks/ Yds	Tkl/ Loss	QB Prs	PBU	FF-FR
	Solo	Asst	Tot					
2024	3	0	3					
Career	66	41	107		3(-9)	1	4	2-0

Last Game	Special Teams							
	Solo	Asst	Tot	FF	FR	BP	BFG	BXP
2024	2	0	2					
Career	2	0	2					

**at Cleveland (9/8)** Saw action primarily on special teams, making two special teams tackles, but also served in reserve role at safety.  
**vs. New Orleans (9/15)** Predominately played on special teams but saw limited action as a reserve safety.  
**vs. Baltimore (9/22)** Played in his 25th career game on special teams and one snap at safety before being ruled out with an ankle injury early in the second half.  
**at N.Y. Giants (9/26)** Inactive/Injured with an ankle injury.  
**at Pittsburgh (10/6)** Contributed on special teams.  
**vs Detroit (10/13)** Recorded his first defensive stats of the season, making two tackles while also contributing on special teams.  
**at San Francisco (10/27)** Played primarily on special teams and saw limited snaps on defense where he made a tackle.  
**at Atlanta (11/3)** Contributed on special teams and saw limited action on defense as a reserve.

## 26 DaRon Bland, CB

Games/Starts: 2024-0/0 Career-34/23

Last Game	Tackles			Sks/ Yds	Tkl/ Loss	QB Prs	PBU	FF-FR
	Solo	Asst	Tot					
2024	INACTIVE/INJURED - FOOT							
Career	93	35	128		4(-7)	4	22	

Career	Interceptions					Fumble Recoveries				
	No.	Yds.	Avg.	Lg	TD	No.	Yds.	Avg.	Lg	TD
14	228	16.3	63t		5					

Career	Special Teams							
	Solo	Asst	Tot	FF	FR	BP	BFG	BXP
2	0	0	0					

- Suffered a stress fracture in his left foot at the conclusion of training camp. Underwent surgery later in the summer and placed on Reserve/Injured (Designated to Return).
  - Returned to practice on Oct. 9 and added to the active roster on Oct. 30.
- at Atlanta (11/3)** Inactive/Injured - Foot.

## 83 Jalen Brooks, WR

Games/Starts: 2024-8/1 Career-15/1

Last Game	Receiving				
	Rec.	Yds.	Avg.	Lg	TD
2024	7	103	14.7	24	0
Career	13	167	12.8	24	0

Last Game	Special Teams							
	Solo	Asst	Tot	FF	FR	BP	BFG	BXP
2024	2	1	3					
Career	2	1	3					

**at Cleveland (9/8)** Saw action primarily on special teams but served as a reserve wide receiver. Caught one pass for 18 yards in the second quarter and made two special teams tackles.  
**vs. New Orleans (9/15)** Served as a reserve wide receiver where he tallied one catch for 10 yards and played special teams.  
**vs. Baltimore (9/22)** Caught one pass for 24 yards and made one special teams tackle in his 10th career game.  
**at N.Y. Giants (9/26)** Played as a reserve wide receiver and saw action on special teams.  
**at Pittsburgh (10/6)** Saw action as a reserve wide receiver, reeling in one pass for 10 yards.  
**vs Detroit (10/13)** Caught one pass for 15 yards and a first down.  
**at San Francisco (10/27)** Saw action as a reserve wide receiver but did not record any statistics while also contributing on special teams.  
**at Atlanta (11/3)** Started his first NFL game where he caught two passes for 26 yards and played on special teams in his 15th career game.

## 31 Josh Butler, CB

Games/Starts: 2024-1/0 Career-1/0

Last Game	Tackles			Sks/ Yds	Tkl/ Loss	QB Prs	PBU	FF-FR
	Solo	Asst	Tot					
2024								

**at Atlanta (11/3)** Elevated from the practice squad where he made his NFL debut and contributed on special teams.

## 21 Caelen Carson, CB

Games/Starts: 2024-4/4 Career-4/4

Last Game	Tackles			Sks/ Yds	Tkl/ Loss	QB Prs	PBU	FF-FR
	Solo	Asst	Tot					
2024	6	1	7				2	
2024	20	2	22					

**at Cleveland (9/8)** Made his NFL debut and first career start at corner, tallying four tackles and two passes defended.  
**vs. New Orleans (9/15)** Started his second career game at corner where he posted four tackles.  
**vs. Baltimore (9/22)** Notched a career-high seven tackles.  
**at N.Y. Giants (9/26), at Pittsburgh (10/6), vs Detroit (10/13) and at San Francisco (10/27)** Inactive/Injured - Shoulder.  
**at Atlanta (11/3)** Started his first game back from injury where he tied a career-high with seven tackles.

## 18 Damone Clark, LB

Games/Starts: 2024-8/2 Career-35/24

Last Game	Tackles			Sks/ Yds	Tkl/ Loss	QB Prs	PBU	FF-FR
	Solo	Asst	Tot					
2024	13	11	24	0.5(-4)	1(-3)		1	
Career	116	73	189	0.5(-4)	6(-19)		3	2-1

Last Game	Special Teams							
	Solo	Asst	Tot	FF	FR	BP	BFG	BXP
2024	1	0	1					
2024	2	0	2					
Career	6	1	7					

**at Cleveland (9/8)** Saw action primarily as a reserve linebacker, where he made four tackles and also contributed on special teams.  
**vs. New Orleans (9/15)** Made his first start of the season at linebacker where he notched seven tackles.  
**vs. Baltimore (9/22)** Tallied four tackles while also seeing action on special teams.  
**at N.Y. Giants (9/26)** Played in his 30th career game where he saw action on special teams and on defense.  
**at Pittsburgh (10/6)** Contributed on special teams where he notched one tackle.  
**vs Detroit (10/13)** Made his second start of the season, leading the team with nine tackles and also picked up half a sack, one tackle for loss and a pass breakup.  
**at San Francisco (10/27)** Saw action on special teams.  
**at Atlanta (11/3)** Contributed on special teams where he made a tackle in his 35th career game.

## 20 Dalvin Cook, RB

Games/Starts: 2024-2/0 Career-90/73

Last Game	Rushing					Receiving				
	Att.	Yds.	Avg.	Lg	TD	Rec.	Yds.	Avg.	Lg	TD
2024	8	20	2.5	4	0	1	10	10.0	10	0
Career	1,357	6,227	4.6	81t	47	237	1,882	7.9	64t	5

**at San Francisco (10/27)** Elevated from the practice squad where he made his Cowboys debut, tallying six carries for 12 yards and added one reception for 10 yards.

**at Atlanta (11/3)** Elevated from the practice squad for the second straight week where he recorded two carries for eight yards.

## 3 Brandin Cooks, WR

Games/Starts: 2024-4/4 Career-152/139

Last Game	Receiving					Rushing				
	Rec.	Yds.	Avg.	Lg	TD	Att.	Yds.	Avg.	Lg	TD
2024	9	91	10.1	21t	1	2	2	1.0	5	0
Career	693	9,364	13.5	98t	58	57	346	6.1	28	2

Last Game	Punt Returns					Kickoff Returns					
	No.	Yds.	Avg.	FC	Lg	TD	No.	Yds.	Avg.	Lg	TD
2024	13	49	3.8	15	15	0	1	12	12.0	12	0
Career	13	49	3.8	15	15	0	1	12	12.0	12	0

• Placed on Reserve/Injured with a knee condition on Oct. 5.

**at Cleveland (9/8)** Started at wide receiver where he caught four passes for 40 yards and a touchdown. Has caught a touchdown in four consecutive games dating back to Week 16 of last season at Miami (12/24/23), the longest touchdown streak of his career.

**vs. New Orleans (9/15)** Played his 150th career game at wide receiver where he registered two catches for 19 yards.

**vs. Baltimore (9/22)** Reeled in two passes for 16 yards.

**at N.Y. Giants (9/26)** Tallied one reception for 16 yards.

## 7 Trevon Diggs, CB

Games/Starts: 2024-7/7 Career-54/53

Last Game	Tackles			Sks/ Yds	Tkl/ Loss	QB Prs	PBU	FF-FR
	Solo	Asst	Tot					
2024	25	7	32			1	6	
Career	171	33	204	1.0(0)	1(-1)	1	56	2-1

Last Game	Interceptions					Fumble Recoveries				
	No.	Yds.	Avg.	Lg	TD	No.	Yds.	Avg.	Lg	TD
2024	1	1	1	1	0					
Career	19	204	10.7	59t	2	1	17	17.0	17	0

**at Cleveland (9/8)** Started at cornerback in his first game back from injury where he posted five tackles, one interception and two passes defended. Tallied his 19th career interception which is the second-most by a Cowboys player through the first 48 games of his career, trailing only Everson Walls (25). Diggs currently leads the NFL with 16 interceptions since 2021, despite not playing the final 14 games of the 2023 season due to injury.

**vs. New Orleans (9/15)** Made his second start of the season at corner where he tallied five tackles.

**vs. Baltimore (9/22)** Played in his 50th career game at corner where he registered six tackles.

**at N.Y. Giants (9/26)** Made his 50th NFL start where he tallied three tackles and a pass breakup.

**at Pittsburgh (10/6)** Tallied two tackles.

**vs Detroit (10/13)** Registered three tackles.

**at San Francisco (10/27)** Notched five tackles, his first career quarterback pressure and one pass breakup.

**at Atlanta (11/3)** Made three tackles and tallied two pass breakups.

## 23 Rico Dowdle, RB

Games/Starts: 2024-7/6 Career-43/6

Last Game	Rushing					Receiving				
	Att.	Yds.	Avg.	Lg	TD	Rec.	Yds.	Avg.	Lg	TD
2024	71	321	4.5	15	0	21	163	7.8	22t	3
Career	167	706	4.2	21	2	38	307	8.1	32	5

Last Game	Kickoff Returns				
	No.	Yds.	Avg.	Lg	TD
2024	10	238	23.8	64	0
Career	10	238	23.8	64	0

Last Game	Special Teams							
	Solo	Asst	Tot	FF	FR	BP	BFG	BXP
2024	4	1	5					
Career	4	1	5					

**at Cleveland (9/8)** In a reserve role, registered eight carries for 26 yards and caught one pass for six yards.

**vs. New Orleans (9/15)** Started his first career game at running back where he led the team in rushing yards with seven carries for 30 yards while also tallying four catches for 29 yards.

**vs. Baltimore (9/22)** Started his second game at running back where he led the team with eight carries for 32 yards while also notching three catches for 24 yards.

**at N.Y. Giants (9/26)** Made his third consecutive start at running back in his 40th career game where he led the team with 11 carries for 46 yards and also picked up one reception for 15 yards and a touchdown.

**at Pittsburgh (10/6)** Tallied career-highs in carries (20) and rushing yards (87) while also adding two receptions for 27 yards, including a 22-yard touchdown that gave the Cowboys the lead in the fourth quarter. Registered a career-best 114 scrimmage yards (87 rushing, 27 receiving), his second career game with 100 scrimmage yards. Has recorded a receiving touchdown in back-to-back games. The last Cowboys running back with a touchdown catch in consecutive contests within the same season was Robert Thomas in 2000 (at NYG, 10/15 - Ari, 10/22).

**vs Detroit (10/13)** Carried the ball five times for 25 yards while also adding five receptions for 30 yards.

**at San Francisco (10/27)** Inactive due to illness.

**at Atlanta (11/3)** Led the Cowboys with 12 carries for 75 yards, averaging a season-high 6.3 yards-per-attempt - second-best in his career (6.6 vs. NYG (11/12/23)). Recorded his third touchdown reception in 2024, becoming the fourth running back in franchise history - first since Emmitt Smith in 1996 - with three touchdown catches in the first eight games of a season. Finished the game with a career-high 32 receiving yards and tied a career-best with five receptions.

## 15 Ezekiel Elliott, RB

Games/Starts: 2024-7/2 Career-127/109

Last Game	Rushing					Receiving				
	Att.	Yds.	Avg.	Lg	TD	Rec.	Yds.	Avg.	Lg	TD
2024	48	149	3.1	11	2	7	40	5.7	15	0
Career	2,113	9,053	4.3	60t	73	363	2,689	7.4	83t	14

**at Cleveland (9/8)** Started his first game back in a Cowboys uniform where he recorded 10 carries for 40 yards and a touchdown while also catching two passes for nine yards. Elliott's three-yard touchdown rush was his first as a Cowboy since 2022 at Tennessee (12/29). Tallied his 69th career touchdown as a Cowboy, third in franchise history behind Tony Dorsett (72) and Emmitt Smith (153).

**vs. New Orleans (9/15)** Carried the ball six times for 16 yards while also picking up two receptions for 16 yards.

**vs. Baltimore (9/22)** Recorded three carries for six yards and one reception for six yards.

**at N.Y. Giants (9/26)** Played as a reserve running back where he notched five carries for 19 yards and one catch for five yards.

**at Pittsburgh (10/6)** Served as a reserve and tallied six carries for 17 yards. With 17 rushing yards, he surpassed 9,000 career rushing yards in his 125th career game.

**vs Detroit (10/13)** Registered eight carries for 17 yards.

**at San Francisco (10/27)** Made his second start of the season where he led the team in rushing, notching 10 carries for 34 yards and one touchdown. With his rushing touchdown, he tallied his 70th rushing touchdown as a Cowboy, third in franchise history behind Tony Dorsett (72) and Emmitt Smith (153). Also added one reception for four yards.

**at Atlanta (11/3)** Inactive.



## 85 Princeton Fant, TE

Games/Starts: 2024-1/0 Career-3/0

Last Game	Receiving				
	Rec.	Yds.	Avg.	Lg	TD
2024	PRACTICE SQUAD				
Career	0	0	0.0	0	0

vs. New Orleans (9/15) Elevated from the practice squad and saw action on special teams.

## 87 Jake Ferguson, TE

Games/Starts: 2024-7/7 Career-40/31

Last Game	Receiving				
	Rec.	Yds.	Avg.	Lg	TD
2024	38	334	8.8	27	0
Career	128	1,269	9.9	40	7

Career	Special Teams							
	Solo	Asst	Tot	FF	FR	BP	BFG	BXP
	1	0	1					

at Cleveland (9/8) Started at tight end, catching three passes for 15 yards before leaving the game with a knee injury.

vs. New Orleans (9/15) Inactive/Injured-Knee.

vs. Baltimore (9/22) Led all Cowboys receivers with six receptions for a career-high 95 yards. Surpassed 1,000 career receiving yards and became the second-fastest tight end in Cowboys history (35 games) to reach the 1,000-yard mark, behind Jason Witten (26 games).

at N.Y. Giants (9/26) Reeled in seven receptions for 49 yards. Surpassed 100 career receptions and became the second tight end in Cowboys history to reach the 100-catch mark in his first 36 career games, joining Jason Witten.

at Pittsburgh (10/6) Tallied six receptions for 70 yards.

vs Detroit (10/13) Added three receptions for 11 yards.

at San Francisco (10/27) Made his 30th career start where he caught six passes for 23 yards.

at Atlanta (11/3) Led all Cowboys receivers with seven receptions for 71 yards in his 40th career game.

## 80 Ryan Flournoy, WR

Games/Starts: 2024-4/0 Career-4/0

Last Game	Receiving					Rushing				
	Rec.	Yds.	Avg.	Lg	TD	Att.	Yds.	Avg.	Lg	TD
2024	2	25	12.5	12	0					

Last Game	Special Teams							
	Solo	Asst	Tot	FF	FR	BP	BFG	BXP
2024	1	0	1					

at Cleveland (9/8), vs. New Orleans (9/15), vs. Baltimore (9/22) and at N.Y. Giants (9/26) Inactive.

at Pittsburgh (10/6) Made his Cowboys debut primarily playing special teams.

vs Detroit (10/13) Recorded his first NFL stats, catching one pass for 12 yards.

at San Francisco (10/27) Primarily saw action on special teams where he made his first career special teams tackle and played limited snaps on offense.

at Atlanta (11/3) Served as a reserve receiver where he caught one pass for 13 yards and saw action on special teams.

## 99 Chauncey Golston, DE

Games/Starts: 2024-8/4 Career-57/7

Last Game	Tackles			Sks/ Yds	Tkl/ Loss	QB Prs	PBU	FF-FR
	Solo	Asst	Tot					
2024	10	18	28	2.0(-5)	1(-4)	9	3	
Career	53	54	107	5.5(-26)	4(-11)	39	5	1-1

Last Game	Special Teams							
	Solo	Asst	Tot	FF	FR	BP	BFG	BXP
2024								1
Career	2	2	4					2

at Cleveland (9/8) Saw action in a reserve role on defense where he notched two tackles and three quarterback pressures while also contributing on special teams.

vs. New Orleans (9/15) Served as a reserve defensive end and registered three tackles and one sack. Tallied his second career blocked extra point in the third quarter and was also the last Cowboy to block an extra point in 2021 at Washington (12/12).

vs. Baltimore (9/22) Played his 50th career game in a reserve role on the defensive line where he notched one tackle and saw action on special teams.

at N.Y. Giants (9/26) Saw action on defense where he registered two tackles and one quarterback pressure. Part of a defensive line that halted the Giants running game to 1.08 yards-per-carry, the sixth lowest allowed rushing average in franchise history.

at Pittsburgh (10/6) Made his first start of the season where he notched five tackles, half a sack and three quarterback pressures.

vs Detroit (10/13) Notched his second consecutive start and registered five tackles, half a sack, one tackle for loss and one quarterback pressure.

at San Francisco (10/27) Registered five tackles and three quarterback pressures in his third start of the season.

at Atlanta (11/3) Tallied five tackles and added one pressure.

## 29 C.J. Goodwin, CB

Games/Starts: 2024-7/0 Career-109/1

Last Game	Special Teams							
	Solo	Asst	Tot	FF	FR	BP	BFG	BXP
2024	2	2	4					
Career	45	15	60	1				

Career	Tackles			Sks/ Yds	Tkl/ Loss	QB Prs	PBU	FF-FR
	Solo	Asst	Tot					
	13	4	15			2	2	

Career	Punt Returns				
	No.	Yds.	Avg.	FC	Lg TD
	0	73	-	0	73 0

at Cleveland (9/8) Contributed in a reserve role on defense and primarily contributed on special teams.

vs. New Orleans (9/15) Played on special teams.

vs. Baltimore (9/22) Contributed on special teams in his 105th career game where he recovered an onside kick and made one tackle.

at N.Y. Giants (9/26) Saw action on special teams.

at Pittsburgh (10/6) Contributed on special teams.

vs Detroit (10/13) Saw action on special teams and made one special teams tackle.

at San Francisco (10/27) Contributed on special teams, recording one tackle.

at Atlanta (11/3) Played on special teams where he made one tackle.

## 60 Tyler Guyton, T

Games/Starts: 2024-7/7 Career-7/7

**at Cleveland (9/8)** Made his NFL debut at left tackle and blocked for an offense that tallied 265 net yards and 102 yards on the ground. Combined with Beebe to become the second rookie offensive lineman duo that the Cowboys have started in the season opener.

**vs. New Orleans (9/15)** Started at left tackle and blocked for an offense that registered 353 net yards with 68 on the ground.

**vs. Baltimore (9/22)** Helped the offense log 412 net yards and 26 first downs. Allowed Prescott to pass for 379 yards and two touchdowns.

**at N.Y. Giants (9/26)** Assisted an offense that netted 293 yards and allowed Prescott to pass for 227 yards and two touchdowns.

**at Pittsburgh (10/6)** Suffered a knee injury in the second quarter that kept him out for the remainder of the game but contributed to an offense that recorded a season-high 445 net yards while adding 25 first downs and 109 yards on the ground.

**vs Detroit (10/13)** Did not play.

**at San Francisco (10/27)** Blocked for an offense that generated 292 net yards with 56 yards on the ground and three touchdowns.

**at Atlanta (11/3)** Assisted an offense that netted 378 total yards with a season high 137 yards on the ground.

## 47 Darius Harris, LB

Games/Starts: 2024-1/0 Career-33/6

Last Game	Tackles			Sks/ Yds	Tkl/ Loss	QB Prs	PBU	FF-FR
	Solo	Asst	Tot					
2024	PRACTICE SQUAD							
Career	34	21	55	1.5(-18)	2(-4)	2	2	0-2

Last Game	Special Teams							
	Solo	Asst	Tot	FF	FR	BP	BFG	BXP
Career	1	2	3					

**vs Detroit (10/13)** Elevated from the practice squad where made his Cowboys debut and contributed on special teams but didn't record any statistics.

## 52 KJ Henry, DE

Games/Starts: 2024-4/0 Career-14/3

Last Game	Tackles			Sks/ Yds	Tkl/ Loss	QB Prs	PBU	FF-FR
	Solo	Asst	Tot					
2024	INACTIVE							
Career	14	7	21	2.5(-14)	4(-16)	2	2	0-0

**vs Detroit (10/13)** Made his Cowboys debut where he tallied two tackles and one of Dallas' three sacks while also contributing on special teams.

**at San Francisco (10/27)** Saw action as a reserve defensive end and played on special teams.

**at Atlanta (11/3)** Inactive.

## 67 Brock Hoffman, C

Games/Starts: 2024-8/0 Career-28/2

**at Cleveland (9/8)** Primarily contributed on special teams and saw limited action on offense late in the fourth quarter.

**vs. New Orleans (9/15), vs. Baltimore (9/22) and at N.Y. Giants (9/26)** Saw action on special teams.

**at Pittsburgh (10/6)** Contributed on special teams while also briefly stepping in at right guard when Zach Martin left the game for dehydration.

**vs Detroit (10/13)** Relieved Cooper Beebe at center a few minutes into the fourth quarter when Cooper Rush entered the game.

**at San Francisco (10/27) and at Atlanta (11/3)** Saw action on special teams.

## 28 Malik Hooker, S

Games/Starts: 2024-8/8 Career-91/67

Last Game	Tackles			Sks/ Yds	Tkl/ Loss	QB Prs	PBU	FF-FR
	Solo	Asst	Tot					
2024	23	14	37				2	
Career	216	112	328	0.0(0)	7(-91)	1	21	12-1

Last Game	Interceptions					Fumble Recoveries				
	No.	Yds.	Avg.	Lg	TD	No.	Yds.	Avg.	Lg	TD
Career	12	175	14.6	32	0	4	41	10.3	38	1

Last Game	Special Teams		
	Solo	Asst	Tot
Career	1	0	1

**at Cleveland (9/8)** Posted five tackles in his 60th career start at safety.  
**vs. New Orleans (9/15)** Played his 85th career game at safety where made two tackles.

**vs. Baltimore (9/22)** Registered five tackles to exceed 300 career tackles.

**at N.Y. Giants (9/26)** Recorded five tackles and one pass breakup.  
**at Pittsburgh (10/6)** Tallied six tackles, a season-high, while also adding one pass breakup.

**vs Detroit (10/13)** Notched five tackles.

**at San Francisco (10/27)** Recorded six tackles in his 90th career game.

**at Atlanta (11/3)** Made three tackles.

## 57 Buddy Johnson, LB

Games/Starts: 2024-5/0 Career-11/0

Last Game	Tackles			Sks/ Yds	Tkl/ Loss	QB Prs	PBU	FF-FR
	Solo	Asst	Tot					
2024								
Career	2	0	2					

Last Game	Special Teams							
	Solo	Asst	Tot	FF	FR	BP	BFG	BXP
2024								
Career	5	4	9					

**at Cleveland (9/8), vs. New Orleans (9/15) and vs. Baltimore (9/22)** Inactive.

**at N.Y. Giants (9/26)** Made his season debut, playing special teams.

**at Pittsburgh (10/6)** Notched one tackle on special teams.

**vs Detroit (10/13)** Primarily played on special teams.

**at San Francisco (10/27)** Saw action on special teams where he made one tackle.

**at Atlanta (11/3)** Contributed on special teams and tallied three tackles.

## 93 Linval Joseph, DT

Games/Starts: 2024-8/0 Career-194/170

Last Game	Tackles			Sks/ Yds	Tkl/ Loss	QB Prs	PBU	FF-FR
	Solo	Asst	Tot					
2024	5	7	12	1.0(-14)		1		1-0
Career	480	347	827	27.5(-198.0)	57(-)	182	6	9-5

Last Game	Interceptions					Fumble Recoveries				
	No.	Yds.	Avg.	Lg	TD	No.	Yds.	Avg.	Lg	TD
Career						5	80	16.0	64	0

**at Cleveland (9/8)** Saw action in a reserve role on defense tallying one tackle.

**vs. New Orleans (9/15)** Served in a reserve role for the defensive line where he made two tackles.

**vs. Baltimore (9/22)** Saw action in a reserve role as a defensive tackle where he tallied one tackle.

**at N.Y. Giants (9/26)** Contributed on the defensive line in his 190th career game. Part of a defensive line that halted the Giants running game to 1.08 yards-per-carry, the sixth-lowest allowed rushing average in franchise history.

Linval Joseph, cont.

**at Pittsburgh (10/6)** Tallied one tackle, a sack and a forced fumble, his first sack and forced fumble as a Cowboy. Marked his first sack since 2023 while playing for Buffalo at Philadelphia (11/26) and first forced fumble since 2019 while playing for Minnesota against Washington (10/24).

**vs Detroit (10/13)** Made three tackles and one quarterback pressure.

**at San Francisco (10/27)** Recorded three tackles.

**at Atlanta (11/3)** Registered one tackle.

## 50 Eric Kendricks, LB

Games/Starts: 2024-7/7 Career-139/134

	Tackles			Sks/ Yds	Tkl/ Loss	QB Prs	PBU	FF-FR
	Solo	Asst	Tot					
Last Game.....	6	4	10			1		1-0
2024.....	34	37	71	2.0(-8.0)	1(-2)	5	2	2-0
Career.....	692	415	-1,107	20.5(-139)	48(-99)	41	9	7-6

	Interceptions				Fumble Recoveries					
	No.	Yds.	Avg.	Lg	TD	No.	Yds.	Avg.	Lg	TD
Last Game.....										
2024.....	1	8	8.0	8	0					
Career.....	10	141	14.1	77t	2	6	27	4.5	24	0

**at Cleveland (9/8)** Made his debut in a Cowboys uniform where he started at linebacker. Recorded eight tackles, 2.0 sacks, an interception, two quarterback pressures and one pass defended. Became the third player in franchise history to tally an interception and 2.0 sacks in the same game (Jim Jeffcoat; against NYG, 12/15/1985 and Tommy Haynes; @NYJ, 10/4/87). Kendrick's 2.0 sacks tied for the second-most in his career.

**vs. New Orleans (9/15)** Started at linebacker where he led the team with eight tackles.

**vs. Baltimore (9/22)** Made his 130th career start where he led the team with 12 tackles.

**at N.Y. Giants (9/26)** Led the team with 14 tackles, a season high.

**at Pittsburgh (10/6)** Registered a team-leading 10 tackles while also tallying two pressures, one pass breakup and a forced fumble.

**vs Detroit (10/13)** Inactive/Injured - Calf/Shoulder.

**at San Francisco (10/27)** Led the team with nine tackles.

**at Atlanta (11/3)** Led the defense with 10 tackles while also registering one quarterback pressure and a forced fumble.

## 94 Marshawn Kneeland, DE

Games/Starts: 2024-5/1 Career-5/1

	Tackles			Sks/ Yds	Tkl/ Loss	QB Prs	PBU	FF-FR
	Solo	Asst	Tot					
Last Game.....								RESERVE/INJURED - KNEE
2024.....	6	5	11		1(-5)	6	1	

	Special Teams							
	Solo	Asst	Tot	FF	FR	BP	BFG	BXP
Last Game.....								
2024.....	1	0	1					

• Placed on Reserve/Injured with a knee injury on Oct. 9.

**at Cleveland (9/8)** Made his NFL debut on defense while recording four tackles, four quarterback pressures and one pass defended.

**vs. New Orleans (9/15)** Played in a reserve role on the defensive line where he registered one tackle and saw some action on special teams.

**vs. Baltimore (9/22)** Registered two tackles on defense while also contributing on special teams.

**at N.Y. Giants (9/26)** Played as a reserve on the defensive line where he tallied two tackles, one tackle for loss and two quarterback pressures while also contributing on special teams, making a tackle. Part of a defensive line that halted the Giants running game to 1.08 yards-per-carry, the sixth lowest allowed rushing average in franchise history.

**at Pittsburgh (10/6)** Started his first NFL game where he recorded two tackles. Suffered a knee injury in the first quarter that kept him out for the remainder of the game.

## 88 CeeDee Lamb, WR

Games/Starts: 2024-8/8 Career-74/69

	Receiving					Rushing				
	Rec.	Yds.	Avg.	Lg	TD	Att.	Yds.	Avg.	Lg	TD
Last Game.....	8	47	5.9	10	0	2	15	7.5	18	0
2024.....	53	660	12.5	65t	4	10	52	5.2	18	0
Career.....	448	5,805	13.0	92t	36	53	370	7.0	33	3

	Punt Returns					Kickoff Returns					
	No.	Yds.	Avg.	FC	Lg	TD	No.	Yds.	Avg.	Lg	TD
Career.....	38	311	8.2	18	27	0	1	47	47.0	47t	1

**at Cleveland (9/8)** Started at wide receiver, catching five passes for 61 yards and picked up 25 more yards on the ground across three carries. His 25 rushing yards marked the third-most rushing yards in his career.

**vs. New Orleans (9/15)** Led all Cowboys receivers with four catches for 90 yards and a touchdown. With 90 receiving yards, Lamb (5,296) passed Frank Clarke (5,214) for seventh on the Cowboys all-time receiving yards list.

**vs. Baltimore (9/22)** Reeled in four passes for 67 yards. Extended his streak to 10-straight games, including post season, with at least four catches and 50 yards. That is the longest active streak among wide receivers in the NFL, and Michael Irvin is the only other Cowboys to produce a streak of more than nine games (11, 1991-92).

**at N.Y. Giants (9/26)** Led all Cowboys receivers with seven receptions for 98 yards and one touchdown while adding eight rushing yards on three carries. Recorded his 22nd career game with 100-plus scrimmage yards, fourth all-time among Cowboys receivers, trailing Michael Irvin (47), Tony Hill (26) and Bob Hayes (24). His 52-yard touchdown reception in the second quarter was the second-longest touchdown catch of his career. Since 2023, he has tallied three touchdown receptions from 50-plus yards, tied for the second-most over that span, trailing only Tyreek Hill (five).

**at Pittsburgh (10/6)** Notched five receptions for 62 yards. Tallied at least four receptions and 50 receiving yards in 12 straight games, the longest active stretch among NFL wide receivers and the longest streak in franchise history.

**vs Detroit (10/13)** Led the Cowboys with seven receptions for 89 yards. He has recorded at least four receptions in 39 consecutive games, the second-longest such streak in NFL history. Only Michael Thomas (43 games) has a longer streak of four-plus receptions. Notched at least four receptions and 50 receiving yards in 13 straight games, the longest active stretch among NFL wide receivers and the longest streak in franchise history.

**at San Francisco (10/27)** Led the Cowboys with 13 receptions for 146 yards and two touchdowns. Has recorded 10-or-more receptions in 11 career games, tied with Jason Witten for the most in franchise history. Now has 440 career receptions, most in the NFL since he was drafted in 2020 and third-most in a player's first five seasons in NFL history. Achieved four career games with at least 10 receptions and two receiving touchdowns, most in Cowboys history. Recorded his first 100-yard receiving performance in 2024, and his 19 career games with 100 receiving yards are tied with Drew Pearson for fifth in Cowboys history. With a 29-yard reception, Lamb has recorded a reception of 25 plus yards in seven straight games, the only Cowboy in the last 30 years with a 25-yard catch in seven consecutive games. Registered 146 scrimmage yards, bringing his career total to 6,113 scrimmage yards. He is the 10th receiver in NFL history to reach the mark in his first 73 career games.

**at Atlanta (11/3)** Caught eight passes for 47 yards while also adding two rushes for 15 yards. Has recorded at least four receptions in 41 consecutive games, the second-longest such streak in NFL history. Only Michael Thomas (43 games) has a longer streak of four-plus receptions.

## 15 Trey Lance, QB

Games/Starts: 2024-0/0 Career-8/4

	Passing									
	Att	Com	Yds	Pct	Yds/Att	TD	Int	Lng	Sk/Yds	Rtng
Career.....	102	56	797	54.9	7.8	5	3	76t	6/24	84.5

	Rushing					Receiving				
	Att.	Yds.	Avg.	Lg	TD	Rec.	Yds.	Avg.	Lg	TD
Career.....	54	235	4.4	15	1					



Trey Lance, cont.

at Cleveland (9/8), vs. New Orleans (9/15), vs. Baltimore (9/22), at N.Y. Giants (9/26), at Pittsburgh (10/6), vs. Detroit (10/13), at San Francisco (10/27) and at Atlanta (11/3) Inactive/Third Quarterback.

## 90 DeMarcus Lawrence, DE

Games/Starts: 2024-4/4 Career-141/123

	Solo	Tackles		Sks/ Yds	Tk/ Loss	QB Prs	PBU	FF-FR	
		Asst	Tot						
Last Game.....		RESERVE/INJURED - FOOT							
2024.....	4	9	-	13	3.0(-19)	1(-2)	8	0	1-0
Career.....	240	166	-	406	61.5(-482)	61(-147)	330	22	21-8

	Interceptions				Fumble Recoveries					
	No.	Yds.	Avg.	Lg	TD	No.	Yds.	Avg.	Lg	TD
Career.....	2	53	26.5	40t	1	8	24	3.0	19t	1

- Placed on Reserve/Injured with a foot injury on Oct. 1.
- at Cleveland (9/8)** Started his 120th game at defensive end where he registered three tackles, 2.0 sacks, one tackle for loss, five quarterback pressures and a forced fumble. With his sack in the third quarter, Lawrence (59.5) passed Tony Tolbert (59.0) for 11th all-time on the Cowboys sack list.
- vs. New Orleans (9/15)** Started at defensive end where he tallied three tackles and two quarterback pressures.
- vs. Baltimore (9/22)** Notched five tackles to exceed 400 career tackles in his 140th career game at defensive end.
- at N.Y. Giants (9/26)** Tallied two tackles, one sack and a quarterback pressure. Recorded his ninth career sack against Daniel Jones, his highest sack total against any quarterback in his career. Part of a defensive line that halted the Giants running game to 1.08 yards-per-carry, the sixth lowest allowed rushing average in franchise history. Left the game in the third quarter with a foot injury.

## 55 Carl Lawson, DE

Games/Starts: 2024-6/3 Career-80/34

	Solo	Tackles		Sks/ Yds	Tk/ Loss	QB Prs	PBU	FF-FR
		Asst	Tot					
Last Game.....		-	-					
2024.....	3	3	-	6	0.5(-1)	11	0	
Career.....	72	53	-	125	27.5(-175)	115	0	3-1

	Interceptions				Fumble Recoveries					
	No.	Yds.	Avg.	Lg	TD	No.	Yds.	Avg.	Lg	TD
Career.....						1	0	0	0	0

- Signed to the active roster on Oct. 9.
- vs. Baltimore (9/22)** Elevated from the practice squad where he made his Cowboys debut in a reserve role on the defensive line.
- at N.Y. Giants (9/26)** Elevated from the practice squad where he registered three quarterback pressures and contributed on special teams. Part of a defensive line that halted the Giants running game to 1.08 yards-per-carry, the sixth-lowest allowed rushing average in franchise history.
- at Pittsburgh (10/6)** Elevated from the practice squad for the third time where he registered his first half sack as a Cowboy and added one tackle and three quarterback pressures.
- vs. Detroit (10/13)** Made his first start as a Cowboy where he registered two tackles and two quarterback pressures.
- at San Francisco (10/27)** Notched his second start of the season and recorded three tackles and three quarterback pressures.
- at Atlanta (11/3)** Started his third consecutive game where he recorded 2.0 sacks and a forced fumble. It marked his fifth career multi-sack game and his first since 2020 while playing for Cincinnati (at Philadelphia, 9/27).

## 2 Jourdan Lewis, CB

Games/Starts: 2024-8/5 Career-107/56

	Solo	Tackles		Sks/ Yds	Tk/ Loss	QB Prs	PBU	FF-FR
		Asst	Tot					
Last Game.....	5	1	-	6	1(-1)			
2024.....	21	12	-	33	1(-1)		3	0-1
Career.....	271	75	-	346	8.5(-46)	11(-21)	39	4-9

	Interceptions					Fumble Recoveries				
	No.	Yds.	Avg.	Lg	TD	No.	Yds.	Avg.	Lg	TD
Career.....	9	140	15.6	66	0	9	87	10.9	63t	1

	Special Teams			Rushing					
	Solo	Asst	Tot	Att.	Yds.	Avg.	Lg	TD	
Career.....	3	0	-	3	2	12	6.0	7t	0

	Kickoff Returns				
	No.	Yds.	Avg.	Lg	TD
Career.....	2	38	19.0	19	0

- at Cleveland (9/8)** Started his 100th career game at corner where he tallied six tackles.
- vs. New Orleans (9/15)** Made two tackles and notched a pass breakup.
- vs. Baltimore (9/22)** Started at corner where he recorded two tackles.
- at N.Y. Giants (9/26)** Registered six tackles, tying his season high and tallied pass breakup.
- at Pittsburgh (10/6)** Made a start at corner where he tallied one tackle, one pass breakup and a fumble recovery.
- vs. Detroit (10/13)** Recorded four tackles.
- at San Francisco (10/27)** Tallied his 55th career start where he notched six tackles.
- at Atlanta (11/3)** Recorded six tackles and one tackle for loss in his fifth start of the season.

## 35 Marist Liufau, LB

Games/Starts: 2024-8/4 Career-8/4

	Solo	Tackles		Sks/ Yds	Tk/ Loss	QB Prs	PBU	FF-FR
		Asst	Tot					
Last Game.....		-	-			1	1	
2024.....	7	7	-	14	1(-3)	2	2	

	Special Teams							
	Solo	Asst	Tot	FF	FR	BP	BFG	BXP
Last Game.....								
2024.....	1	1	-	2				

- at Cleveland (9/8)** Made his NFL debut as a reserve linebacker where he notched one tackle and a quarterback pressure. Was also a contributor on special teams where he recorded one tackle.
- vs. New Orleans (9/15)** Started his first career NFL game and registered four tackles while also seeing action on special teams.
- vs. Baltimore (9/22)** Recorded two tackles while also contributing on special teams.
- at N.Y. Giants (9/26)** Made his second NFL start where he tallied three tackles and one tackle for loss while also making a tackle on special teams.
- at Pittsburgh (10/6)** Registered one tackle and added one pass breakup.
- vs. Detroit (10/13)** Notched two tackles in his third NFL start while also contributing on special teams.
- at San Francisco (10/27)** Recorded two tackles in his fourth career NFL start.
- at Atlanta (11/3)** Tallied one quarterback pressure and one pass breakup on defense while also contributing on special teams.

## 40 Hunter Luepke, RB

Games/Starts: 2024-8/2 Career-25/2

	Att.	Rushing				Rec.	Receiving			
		Yds.	Avg.	Lg	TD		Yds.	Avg.	Lg	TD
Last Game	1	5	5.0	5	0	2	4	2.0	7	0
2024	6	19	3.2	6	0	9	95	10.6	24	0
Career	12	38	3.2	9	1	12	113	9.4	24	0

	No.	Kickoff Returns			
		Yds.	Avg.	Lg	TD
Career	2	15	7.5	15	0

	Solo	Asst	Special Teams				FR	BP	BFG	BXP
			-	Tot	FF	FR				
Last Game	0	2	-	2						
2024	2	6	-	8						
Career	5	7	-	12						

**at Cleveland (9/8)** Was a contributor on offense, catching two passes for 18 yards and played special teams where he registered one tackle.

**vs. New Orleans (9/15)** Saw action in a reserve role on offense and contributed on special teams.

**vs. Baltimore (9/22)** Played in his 20th career game where he caught two passes for 41 yards, a career high, and recorded one special teams tackle.

**at N.Y. Giants (9/26)** Recorded two carries for eight yards while also catching two passes for 14 yards and made three tackles on special teams.

**at Pittsburgh (10/6)** Made his first career start where he tallied one reception for 18 yards and added two carries for six yards.

**vs Detroit (10/13)** Saw action on offense and special teams but did not record any statistics.

**at San Francisco (10/27)** Made his second career start where he had one attempt for zero yards and also made one special teams tackle.

**at Atlanta (11/3)** Notched one rush for five yards and added two receptions for four yards while also making two tackles on special teams.

## 70 Zack Martin, G

Games/Starts: 2024-8/8 Career-160/160

**at Cleveland (9/8)** Started the season opener at right guard and blocked for an offense that tallied 265 net yards and 102 yards on the ground.

**vs. New Orleans (9/15)** Blocked for an offense that registered 353 net yards with 68 on the ground.

**vs. Baltimore (9/22)** Helped the offense log 412 net yards and 26 first downs in his 155th career game. Allowed Prescott to pass for 379 yards and two touchdowns.

**at N.Y. Giants (9/26)** Assisted an offense that netted 293 yards and allowed Prescott to pass for 227 yards and two touchdowns.

**at Pittsburgh (10/6)** Blocked for an offense that recorded a season-high 445 net yards while adding 25 first downs and 109 yards on the ground.

**vs Detroit (10/13)** Helped the offense log 251 net yards and 53 yards on the ground.

**at San Francisco (10/27)** Blocked for an offense that generated 292 net yards with 56 yards on the ground and three touchdowns.

**at Atlanta (11/3)** Started his 160th game and assisted an offense that netted 378 total yards with a season high 137 yards on the ground.

## 24 Israel Mukuamu, S

Games/Starts: 2024-8/0 Career-41/3

	Solo	Tackles			Sks/ Yds	TKL/ Loss	QB Prs	PBU	FF-FR
		Asst	-	Tot					
Last Game	0	1	-	1					
2024	0	1	-	1					
Career	17	5	-	22			3	2	0-1

	No.	Interceptions				Fumble Recoveries				
		Yds.	Avg.	Lg	TD	No.	Yds.	Avg.	Lg	TD
Career	1	0	0.0	0	0	1	-3	-3.0	-3	0

	Solo	Asst	Special Teams				FR	BP	BFG	BXP
			-	Tot	FF	FR				
Last Game	2	0	-	2						
2024	2	0	-	2						
Career	4	1	-	5						

**at Cleveland (9/8)** Saw action in the season opener and served as a reserve safety while contributing on special teams.

**vs. New Orleans (9/15)** Played in his 35th career game where he predominately played special teams and saw limited action at safety.

**vs. Baltimore (9/22)** Contributed on special teams.

**at N.Y. Giants (9/26)** Registered one tackle on special teams.

**at Pittsburgh (10/6)** Primarily played on special teams.

**vs Detroit (10/13)** Made one special teams tackle.

**at San Francisco (10/27)** Contributed on special teams and also served as a reserve on defense where he made one tackle and notched a quarterback pressure in his 40th career game.

**at Atlanta (11/3)** Served as a reserve for the defense, recording one pressure, while also contributing on special teams.

## 97 Osa Odighizuwa, DT

Games/Starts: 2024-8/8 Career-58/54

	Solo	Tackles			Sks/ Yds	TKL/ Loss	QB Prs	PBU	FF-FR
		Asst	-	Tot					
Last Game	2	1	-	3			3		
2024	12	10	-	22	0.5(-1)	1(-2)	19	1	
Career	80	69	-	143	9.5(-66)	16(-46)	83	1	1-0

**at Cleveland (9/8)** Started at defensive tackle where he registered three tackles and three quarterback pressures. Earned his 130th career tackle.

**vs. New Orleans (9/15)** Made a start at defensive tackle and recorded two tackles, one tackle for loss, a quarterback pressure and his first career pass breakup.

**vs. Baltimore (9/22)** Registered three tackles and two quarterback pressures.

**at N.Y. Giants (9/26)** Made his 50th start where he tallied four tackles and four quarterback pressures. Part of a defensive line that halted the Giants running game to 1.08 yards-per-carry, the sixth-lowest allowed rushing average in franchise history.

**at Pittsburgh (10/6)** Recorded one tackle, a half sack and three quarterback pressures.

**vs Detroit (10/13)** Notched four tackles and added two quarterback pressures.

**at San Francisco (10/27)** Tallied two tackles and one pressure.

**at Atlanta (11/3)** Registered three tackles and added three quarterback pressures.

## 27 Amani Oruwariye, CB

Games/Starts: 2024-4/2 Career-57/38

	Solo	Tackles			Sks/ Yds	TKL/ Loss	QB Prs	PBU	FF-FR
		Asst	-	Tot					
Last Game	0	4	-	4			3		
2024	16	4	-	20			3		
Career	157	34	-	191	0.0(0)	5(-12)	0	27	0-2

	No.	Interceptions				Fumble Recoveries				
		Yds.	Avg.	Lg	TD	No.	Yds.	Avg.	Lg	TD
Last Game	1	0	0.0	0	0	2	0	0.0	0	0
2024	1	0	0.0	0	0	2	0	0.0	0	0
Career	10	73	8.1	50	0	2	0	0.0	0	0

	Solo	Special Teams		
		Asst	-	Tot
Career	2	0	-	2

• Signed to the active roster from the practice squad on Oct. 26.

• Placed on Reserve/Injured with a back injury on Oct. 30.

**at N.Y. Giants (9/26)** Elevated from the practice squad where he made his Cowboys debut, finishing with three tackles, one tackle for loss, two pass breakups and a game-clinching interception. Tallied his 10th career interception and first since the 2021 season finale with Detroit.

**at Pittsburgh (10/6)** Elevated from the practice squad where he made his first start for the Cowboys and recorded four tackles while playing every defensive snap.

**vs Detroit (10/13)** Elevated from the practice squad for the third time this season where he started at corner and registered five tackles and a pass breakup.

**at San Francisco (10/27)** Recorded eight tackles, a season high before leaving the game with a back injury.

## 13 DeMarvion Overshown, LB

Games/Starts: 2024-8/7 Career-8/7

	Tackles			Sks/ Yds	Tkl/ Loss	QB Prs	PBU	FF-FR
	Solo	Asst	Tot					
Last Game	4	3	7		3(-8)	1		
2024	35	23	58	2.0(-10)	3(-8)	6	2	1-0
Career	35	23	58	2.0(-10)	3(-8)	6	2	1-0

	Special Teams				FR	BP	BFG	BXP
	Solo	Asst	Tot	FF				
Last Game								
2024	2	2	4					
Career	2	2	4					

**at Cleveland (9/8)** Made his NFL debut and first career start at linebacker. Recorded nine tackles, one sack and a quarterback pressure while also notching two special teams tackles. The last Cowboys player to record a sack in his NFL debut was Charles Tapper in 2017 against the N.Y. Giants (9/10).

**vs. New Orleans (9/15)** Played in a reserve role at linebacker where he registered five tackles.

**vs. Baltimore (9/22)** Made his second start at linebacker where he tallied six tackles and saw some action on special teams.

**at N.Y. Giants (9/26)** Tallied nine tackles and one pass breakup while also making one special teams tackle.

**at Pittsburgh (10/6)** Registered nine tackles, two pressures and a pass breakup while also adding a special teams tackle.

**vs Detroit (10/13)** Recorded five tackles, one quarterback pressure and his first career forced fumble.

**at San Francisco (10/27)** Made eight tackles and also added one sack and a quarterback pressure.

**at Atlanta (11/3)** Tallied seven tackles, three tackles for loss and one quarterback pressure.

## 11 Micah Parsons, DE

Games/Starts: 2024-4/4 Career-54/54

	Tackles			Sks/ Yds	Tkl/ Loss	QB Prs	PBU	FF-FR
	Solo	Asst	Tot					
Last Game				INACTIVE/INJURED - FOOT				
2024	10	8	18	1.0(-5)	1(-4)	21	1	
Career	123	69	192	41.5(-330)	25(-66)	223	9	7-4

Career	Interceptions					Fumble Recoveries				
	No.	Yds.	Avg.	Lg	TD	No.	Yds.	Avg.	Lg	TD
						3	36	12.0	36t	1

**at Cleveland (9/8)** Recorded three tackles, one sack, 11 pressures and one pass breakup. With his sack, has recorded 4.0 career sacks in season openers. Tallied at least 1.0 sack in three consecutive season openers.

**vs. New Orleans (9/15)** Notched four tackles and three pressures.

**vs. Baltimore (9/22)** Registered seven tackles, a season high, and three quarterback pressures.

**at N.Y. Giants (9/26)** Tallied four tackles, one tackle for loss and four quarterback pressures. Part of a defensive line that halted the Giants running game to 1.08 yards-per-carry, the sixth-lowest allowed rushing average in franchise history.

**at Pittsburgh (10/6), Detroit (10/13), at San Francisco (10/27) and at Atlanta (11/3)** Inactive/Injured - Foot.

## 4 Dak Prescott, QB

Games/Starts: 2024-8/8 Career-122/122

	Passing									
	Att	Com	Yds	Pct	Yds/Att	TD	Int	Lng	Sk/Yds	Rtng
Last Game	24	18	133	75.0	5.5	1	0	27	3/7	101.6
2024	286	185	1,978	64.7	6.9	11	8	65t	21/112	86.0
Career	4,159	2,780	31,437	66.8	7.6	213	82	92t	256/1,529	98.1

	Rushing					Receiving				
	Att.	Yds.	Avg.	Lg	TD	Rec.	Yds.	Avg.	Lg	TD
Last Game	1	30	10.0	22	0					
2024	13	54	4.2	22	1					
Career	420	1,938	4.6	42	29	1	11	11.0	11t	1

**at Cleveland (9/8)** Opened the season 19-of-32 (59.4) for 179 yards with one touchdown and no interceptions after signing a four-year extension prior to kickoff. Added one rush for three yards and a first down. Won back-to-back season openers for Dallas for the first time since 2012-2013.

**vs. New Orleans (9/15)** Completed 27-of-39 passes (69.2) for 293 yards, one touchdown and two interceptions while also adding two rushes for 12 yards.

**vs. Baltimore (9/22)** Completed 28-of-53 passes for 379 yards and two touchdowns while adding a rushing touchdown. Achieved his 27th career 300-yard passing game, second in franchise history behind Tony Romo (46 games). Surpassed 30,000 career passing yards to become the ninth quarterback in NFL history to reach the mark in his first 117 career games. Recorded his 21st career game with a rushing touchdown and a passing touchdown in the same game, most in franchise history and second-most among NFL quarterbacks since 2016 (Josh Allen, 37 games). With his two rushes, Prescott (412) passed Roger Staubach (410) for the most rush attempts by a quarterback in franchise history.

**at N.Y. Giants (9/26)** Went 22-of-27 (81.5%) for 221 yards and two touchdowns while recording a 125.5 passer rating, his highest in a game since the 2023 Thanksgiving matchup against Washington (142.1). This marked his 62nd career game with a 100.0 passer rating, second in franchise history behind Tony Romo (67 games). Won 13 consecutive starts against the New York Giants, becoming the fourth quarterback in NFL history to register 13 consecutive wins against an opponent. With his two passing touchdowns, has thrown 29 career touchdowns against the Giants, the most against any opponent in his career.

**at Pittsburgh (10/6)** Completed 29-of-42 pass attempts (69.0%) for 352 yards with two touchdowns and two interceptions. Led a 15-play, 70-yard game-winning drive to seal the Cowboys victory. Notched his 23rd career game-winning drive, fifth among NFL quarterbacks since he was drafted in 2016. Tallied his second 300-yard passing game of the season, becoming one-of-four quarterbacks to have multiple 300-yard passing games in 2024. Improved his career record in primetime games to 26-11 (.703) and is one-of-four quarterbacks with a winning percentage of .700-or-higher in primetime starts since 1970 (minimum 25 starts), joining Steve Young (.767, 23-7), Joe Montana (.733, 22-8) and Peyton Manning (.723 47-18).

**vs Detroit (10/13)** Went 17-of-33 (51.5%) for 178 yards with two interceptions in his 120th career game while also adding one rush for one yard.

**at San Francisco (10/27)** Completed 25-of-38 pass attempts for 243 yards with two touchdowns and two interceptions.

**at Atlanta (11/3)** Finished 18-of-24 (75.0%) for 133 yards and a touchdown while rushing three times for a season-high 30 yards. Prescott's 22-yard run in the second quarter tied the fifth-longest of his career and the longest since a 22-yard rush in 2023 at Miami (12/24). He finished with a 101.6 passer rating, his 63rd career game with a 100.0 rating-or-better, second in team history behind Tony Romo (67 games). Left the game in the fourth quarter with a hamstring injury.

## 76 Asim Richards, T

Games/Starts: 2024-8/0 Career-16/0

**at Cleveland (9/8)** Served in a reserve role on the offensive line contributing mostly on special teams.

**vs. New Orleans (9/15)** Saw limited action on special teams in his 10th career game.

**vs. Baltimore (9/22)** Contributed in a limited capacity on special teams.

**at N.Y. Giants (9/26)** Saw minimal action on special teams.

**at Pittsburgh (10/6)** Contributed on special teams.

**vs Detroit (10/13)** Relieved Tyler Smith at left tackle a few minutes into the fourth quarter when Cooper Rush entered the game.

**at San Francisco (10/27)** Saw limited action on special teams.

**at Atlanta (11/3)** Played on special teams and saw limited action as a reserve tackle.



## 10 Cooper Rush, QB

Games/Starts: 2024-4/0 Career-30/6

	Passing									
	Att	Com	Yds	Pct	Yds/Att	TD	Int	Lng	Sk/Yds	Rtng
Last Game.....	25	13	115	52.0	4.6	1	0	22	0/0	77.9
2024.....	39	22	167	56.4	4.3	1	1	22	0/0	64.8
Career.....	275	165	1,786	60.0	6.5	9	6	73t	11/76	81.0

	Rushing					Receiving				
	Att.	Yds.	Avg.	Lg	TD	Rec.	Yds.	Avg.	Lg	TD
Last Game.....	1	4	4.0	4	0					
2024.....	3	5	1.7	4	0					
Career.....	35	11	0.3	15	0					

**at Cleveland (9/8)** Entered the game in the fourth quarter on the final possession and took a knee to secure the Cowboys victory.

**vs. New Orleans (9/15)** Came into the game late in the fourth quarter on the Cowboys last possession where he completed one pass for six yards.

**vs. Baltimore (9/22), at N.Y. Giants (9/26) and at Pittsburgh (10/6)** Did not play.

**vs. Detroit (11/13)** Entered the game early in the fourth quarter where he completed 8-of-11 passes for 46 yards and an interception while also adding one rush for two yards.

**at San Francisco (10/27)** Did not play.

**at Atlanta (11/3)** Came in for Dak Prescott (hamstring) in the fourth quarter and completed 13-of-25 passes (52.0) and one touchdown while also adding one rush for four yards in his 30th career game.

## 86 Luke Schoonmaker, TE

Games/Starts: 2024-8/1 Career-25/1

	Receiving				
	Rec.	Yds.	Avg.	Lg	TD
Last Game.....					
2024.....	8	56	7.0	15	0
Career.....	16	121	7.6	18t	2

	Special Teams								
	Solo	Asst	-	Tot	FF	FR	BP	BFG	BXP
Career.....	2	0	-	2					

**at Cleveland (9/8)** Played on offense and contributed on special teams in the season opener.

**vs. New Orleans (9/15)** Made his first NFL start at tight end and tallied six receptions for 43 yards - both career highs. Also saw limited action on special teams.

**vs. Baltimore (9/22)** Saw action in his 20th career game at tight end, notching one reception for five yards, while also contributing on special teams.

**at N.Y. Giants (9/26)** Contributed as a reserve tight end and saw action on special teams.

**at Pittsburgh (10/6)** Played as a reserve where he caught one pass for eight yards and saw action on special teams.

**vs. Detroit (10/13)** Saw action as a reserve tight end and also contributed on special teams.

**at San Francisco (10/27)** Contributed on special teams.

**at Atlanta (11/3)** Played on special teams.

## 44 Trent Sieg, LS

Games/Starts: 2024-8/0 Career-105/0

	Special Teams								
	Solo	Asst	-	Tot	FF	FR	BP	BFG	BXP
Last Game.....									
2024.....	2	1	-	3					
Career.....	5	4	-	9					

**at Cleveland (9/8)** Contributed clean snaps on six punts, four field goals and three extra points while also making two special teams tackles.

**vs. New Orleans (9/15)** Added clean snaps on four field goals, one PAT and one punt.

**vs. Baltimore (9/22)** Tallied clean snaps in his 100th career game on four punts, two field goals and one extra point.

**at N.Y. Giants (9/26)** Contributed clean snaps on three field goals, three punts and two extra points.

**at Pittsburgh (10/6)** Snapped on three field goals, two extra points and one punt.

**vs. Detroit (10/13)** Added clean snaps on three field goals and two punts.

**at San Francisco (10/27)** Contributed clean snaps on four punts, three extra points and one field goal.

**at Atlanta (11/3)** Tallied clean snaps on three punts, two field goals, one extra point.

## 58 Mazi Smith, DT

Games/Starts: 2024-8/8 Career-25/11

	Tackles			Sks/ Yds	Tk/ Loss	QB Prs	PBU	FF-FR
	Solo	Asst	- Tot					
Last Game.....	1	2	- 3			1		
2024.....	11	7	- 18		1(-3)	2		
Career.....	19	13	- 32	1.0(-9)	3(-8)	7		

**at Cleveland (9/8)** Started at defensive tackle where he contributed to a defense who allowed 54 total yards and just one first down in the first half, its lowest since 2023 against the N.Y. Giants (11/12; 27 yards).

**vs. New Orleans (9/15)** Made his fifth career start at defensive tackle where he registered one stop.

**vs. Baltimore (9/22)** Played in his 20th career game where he tallied three tackles.

**at N.Y. Giants (9/26)** Registered four tackles, a season high, while also adding one tackle for loss and a quarterback pressure. Part of a defensive line that halted the Giants running game to 1.08 yards-per-carry, the sixth-lowest allowed rushing average in franchise history.

**at Pittsburgh (10/6)** Tallied four tackles.

**vs. Detroit (10/13)** Recorded three tackles.

**at San Francisco (10/27)** Made three tackles and added a quarterback pressure.

**at Atlanta (11/3)** Started on the defensive line in his 25th career game.

## 73 Tyler Smith, G

Games/Starts: 2024-8/8 Career-39/39

**at Cleveland (9/8)** Started at left guard and blocked for an offense that tallied 265 net yards and 102 yards on the ground.

**vs. New Orleans (9/15)** Blocked for an offense that registered 353 net yards with 68 on the ground.

**vs. Baltimore (9/22)** Helped the offense log 412 net yards and 26 first downs. Allowed Prescott to pass for 379 yards and two touchdowns.

**at N.Y. Giants (9/26)** Assisted an offense that netted 293 yards and allowed Prescott to pass for 227 yards and two touchdowns.

**at Pittsburgh (10/6)** Started at left guard but then shifted to left tackle when Tyler Guyton left the game with a knee injury in the second quarter and blocked for an offense that recorded a season-high 445 net yards while adding 25 first downs and 109 yards on the ground.

**vs. Detroit (10/13)** Started at left tackle in place of Tyler Guyton and helped the offense log 251 net yards and 53 yards on the ground.

**at San Francisco (10/27)** Blocked for an offense that generated 292 net yards with 56 yards on the ground and three touchdowns.

**at Atlanta (11/3)** Assisted an offense that netted 378 total yards with a season high 137 yards on the ground.

## 89 Brevyn Spann-Ford, TE

Games/Starts: 2024-8/0 Career-8/0

	Receiving				
	Rec.	Yds.	Avg.	Lg	TD
Last Game.....					
2024.....	2	20	10.0	13	0

**at Cleveland (9/8)** Made his NFL debut at tight end where he served as a blocker and played on special teams.

**vs. New Orleans (9/15)** Contributed on offense at tight end and saw limited action on special teams.

**vs. Baltimore (9/22)** Saw limited action on offense and special teams.

**at N.Y. Giants (9/26)** Assisted on offense and special teams in a limited capacity.

**at Pittsburgh (10/6)** Recorded his first career receptions as a Cowboy, reeling in two receptions for 20 yards.

**vs. Detroit (10/13)** Saw action on offense as a reserve tight end and also contributed on special teams.

**at San Francisco (10/27)** Contributed as a reserve tight end on offense and also saw action on special teams.

**at Atlanta (11/3)** Played as a reserve tight end and also saw action on special teams.

## 78 Terence Steele, T

Games/Starts: 2024-8/8 Career-70/65

**at Cleveland (9/8)** Started the season opener at right tackle and blocked for an offense that tallied 265 net yards and 102 yards on the ground.

**vs. New Orleans (9/15)** Blocked for an offense that registered 353 net yards with 68 on the ground.

**vs. Baltimore (9/22)** Helped the offense log 412 net yards and 26 first downs in his 65th career game. Allowed Prescott to pass for 379 yards and two touchdowns.

**at N.Y. Giants (9/26)** Assisted an offense that netted 293 yards and allowed Prescott to pass for 227 yards and two touchdowns.

**at Pittsburgh (10/6)** Blocked for an offense that recorded a season high 445 net yards while adding 25 first downs and 109 yards on the ground.

**vs Detroit (10/13)** Helped the offense log 251 net yards and 53 yards on the ground.

**at San Francisco (10/27)** Blocked for an offense that generated 292 net yards with 56 yards on the ground and three touchdowns.

**at Atlanta (11/3)** Assisted an offense that netted 378 total yards with a season high 137 yards on the ground in his 70th career game.

## 81 John Stephens, TE

Games/Starts: 2024-0/0-IR Career-0/0

**Receiving**  
Last Game..... RESERVE/INJURED-KNEE  
2024.....  
Career.....

Rec. Yds. Avg. Lg TD  
Last Game..... RESERVE/INJURED-KNEE  
2024.....  
Career.....

• Tore the ACL in his left knee during at practice and was placed on Reserve/Injured for the rest of the season on Oct. 26.

**at Cleveland (9/8), vs. New Orleans (9/15), vs. Baltimore (9/22)** Inactive/Injured - Hamstring.

**at N.Y. Giants (9/26), at Pittsburgh (10/6) and vs Detroit (10/13)** Inactive.

## 30 Juanyeh Thomas, S

Games/Starts: 2024-8/0 Career-24/1

**Tackles**  
Last Game.....  
2024.....1 0 - 1  
Career.....14 6 - 20

**Special Teams**  
Last Game.....  
2024.....5 2 - 7 1  
Career.....6 4 - 10 1

**Punt Returns**  
Last Game.....  
2024.....  
Career.....

**at Cleveland (9/8)** Saw action in the season opener on defense where he made one tackle and predominately played special teams.

**vs. New Orleans (9/15)** Registered his first stats as a returner, returning four kickoffs for 86 yards (21.5 avg) while also seeing limited action as a reserve safety.

**vs. Baltimore (9/22)** Fielded two kickoff returns for 58 yards (29.0 avg), while also registering two special teams tackles.

**at N.Y. Giants (9/26)** Contributed on special teams, making one tackle and forcing a fumble in his 20th career game.

**at Pittsburgh (10/6)** Primarily played on special teams and made two tackles.

**vs Detroit (10/13)** Contributed on special teams and saw limited action on defense.

**at San Francisco (10/27)** Played on special teams, making two tackles and saw limited snaps on defense.

**at Atlanta (11/3)** Saw action on special teams before leaving the game in the fourth quarter after he was evaluated for a concussion after a kickoff.

## 18 Jalen Tolbert, WR

Games/Starts: 2024-8/8 Career-33/15

**Receiving**  
Last Game.....3 19 6.3 12 1  
2024.....30 353 11.8 48 3  
Career.....54 633 11.7 48 5

**Special Teams**  
Career.....2 0 - 2

**at Cleveland (9/8)** Started at wide receiver where he caught one pass for 12 yards.

**vs. New Orleans (9/15)** Made a start at receiver where he tallied six receptions for 82 yards.

**vs. Baltimore (9/22)** Reeled in three receptions for 42 yards and his first touchdown of the season on his 10th career start while also contributing on special teams.

**at N.Y. Giants (9/26)** Caught three passes for 24 yards.

**at Pittsburgh (10/6)** Led all Cowboys receivers with seven receptions for 87 yards, both career-highs, in his 30th career game. Also reeled in a career-long 48-yard reception in the second quarter along with the game-winning touchdown. The touchdown pass with 20 seconds left was the fourth-latest go ahead score in team history (2015 Romo to Witten, :07, NYG, 1967 Reeves to Meredith, 10:, Was., 2007 Romo to Witten, :18, Det.) Four of his seven receptions resulted in a first down, a career-high.

**vs Detroit (10/13)** Reeled in four receptions for 43 yards and two first downs.

**at San Francisco (10/27)** Caught three passes for 44 yards.

**at Atlanta (11/3)** Recorded three receptions for 19 yards and one touchdown.

## 9 KaVontae Turpin, WR

Games/Starts: 2024-8/1 Career-41/1

**Receiving**  
Last Game.....3 36 12.0 22 0  
2024.....17 181 10.6 34 1  
Career.....30 317 10.6 34t 4

**Rushing**  
Last Game.....  
2024.....9 146 16.2 7 60t 1  
Career.....51 528 10.4 55 60t 1

**Punt Returns**  
Last Game.....3 37 12.3 1 18 0  
2024.....9 146 16.2 7 60t 1  
Career.....51 528 10.4 55 60t 1

**Kickoff Returns**  
Last Game.....1 28 28.0 28 0  
2024.....13 444 34.2 79 0  
Career.....43 1,244 28.3 79 0

**Special Teams**  
Career.....1 0 - 1

**at Cleveland (9/8)** Saw action on offense but predominately served as the teams KR/PR on special teams. Returned one kickoff for 34 yards and returned five punts for 96 yards and a touchdown. His 60-yard punt return for a touchdown was the first touchdown return of his career and the longest punt return of his career. It was Dallas' first punt return for a touchdown since 2017, when Ryan Switzer had an 83-yard touchdown return against Washington (11/30). The last time Dallas had a punt return for a touchdown in the season opener was in 1992 when Kelvin Martin returned a punt for a touchdown against Washington (9/7). Turpin became the fourth player in Cowboys history to record a punt return touchdown, a rushing touchdown and a receiving touchdown with the team. Only Bob Hayes, Kevin Williams and Wane McGarity have accomplished all three.

**vs. New Orleans (9/15)** Played in his 35th career game where he primarily served as the teams returner, tallying one kickoff return for 35 yards. Also caught two passes for four yards and registered one carry for two yards.

**vs. Baltimore (9/22)** Tallied career-highs in receptions (three) and receiving yards (51) while recording his fourth career touchdown reception, first of the season.

**at N.Y. Giants (9/26)** Served as the team's primary returner on where he fair caught one punt and was a reserve receiver.

**at Pittsburgh (10/6)** Reeled in a career-best four receptions for 50 yards, the second-most of his career. Added one kickoff return for 38 yards.



*KaVontae Turpin, cont.*

**vs Detroit (10/13)** Made his first career start and caught four passes for 24 yards and added one rush attempt for six yards. Returned four kicks for 194 yards, the sixth-most kick return yards in a game in franchise history. The last Cowboys player with more kickoff return yards was Felix Jones in 2008 (247; vs. Phi 9/15). Returned a career-long 79-yard kick. His previous career-long kick return was 63 yards twice - 2023 against the LA Rams (10/29) and 2022 at Philadelphia (10/16). Averaged 48.5 yards-per-return on kickoffs, the highest kickoff return average in franchise history (min. three kick returns).

**at San Francisco (10/27)** Caught one pass for 16 yards and tallied one rush for 11 yards on offense while adding one punt return for 13 yards and five kickoff returns for 115 yards on special teams.

**at Atlanta (11/3)** Recorded three receptions for 36 yards while also notching three punt returns for 37 yards and one kick return for 28 yards on special teams.

## 42 Deuce Vaughn, RB

Games/Starts: 2024-5/0 Career-12/0

Last Game	Rushing				Receiving					
	Att.	Yds.	Avg.	Lg	TD	Rec.	Yds.	Avg.	Lg	TD
2024	7	20	2.9	4	0	2	14	7.0	8	0
Career	30	60	2.0	13	0	9	54	6.0	11	0

Last Game	Punt Returns				Kickoff Returns						
	No.	Yds.	Avg.	FC	Lg	TD	No.	Yds.	Avg.	Lg	TD
2024	4	19	4.8	1	11	0					
Career	4	19	4.8	1	11	0					

**at Cleveland (9/8)** Registered one carry for four yards and saw action on special teams.

**vs. New Orleans (9/15)** Added four carries for 11 yards and one reception for six yards while seeing limited action on special teams.

**vs. Baltimore (9/22)** Played in his 10th career game where he carried the ball twice for five yards and added one reception for eight yards.

**at N.Y. Giants (9/26)** Saw limited action on offense and special teams.

**at Pittsburgh (10/6) and vs Detroit (10/13)** Inactive.

**at San Francisco (10/27)** Did not play.

**at Atlanta (11/3)** Saw limited snaps on special teams.

## 41 Nick Vigil, LB

Games/Starts: 2024-7/0 Career-104/53

Last Game	Tackles			Sks/ Yds	Tkl/ Loss	QB Prs	PBU	FF-FR
	Solo	Asst	Tot					
2024	1	2	3					
Career	254	173	427	5.0(-22)	16(-56)	10	17	2-5

Last Game	Interceptions				Fumble Recoveries					
	No.	Yds.	Avg.	Lg	TD	No.	Yds.	Avg.	Lg	TD
2024	3	72	24.0	38t	1	5	13	2.6	13	0
Career	3	72	24.0	38t	1	5	13	2.6	13	0

Last Game	Special Teams							
	Solo	Asst	Tot	FF	FR	BP	BFG	BXP
2024	0	2	2					
2024	2	2	4					
Career	12	13	25					

• Signed to Dallas' active roster from the practice squad on Oct. 5.

**at Cleveland (9/8)** Elevated from the practice squad and played on both defense and special teams, making his debut in a Cowboys uniform. Made two tackles, one on defense and the other on special teams.

**vs. New Orleans (9/15)** Elevated from the practice squad for the second time this season where he saw action on defense and special teams.

**vs. Baltimore (9/22)** Elevated from the practice squad for the third time where he played on special teams in his 100th career game and notched a special teams tackle.

**at Pittsburgh (10/6)** Contributed on special teams.

**vs Detroit (10/13)** Tallied two defensive tackles and also played on special teams.

**at San Francisco (10/27)** Contributed on special teams.

**at Atlanta (11/3)** Played on special teams where he tallied two tackles.

## 79 Matt Waletzko, T

Games/Starts: 2024-0/0 Career-3/0

**at Cleveland (9/8), vs. New Orleans (9/15), vs. Baltimore (9/22), at N.Y. Giants (9/26), at Pittsburgh (10/6), vs Detroit (10/13), at San Francisco (10/27) and at Atlanta (11/3)** Inactive.

## 92 Carlos Watkins, DT

Games/Starts: 2024-7/0 Career-78/37

Last Game	Solo	Tackles		Sks/ Yds	Tkl/ Loss	QB Prs	PBU	FF-FR
		Asst	Tot					
2024	0	1	1			1		
2024	0	6	6			1		
Career	73	76	149	6.0(-29)	16(-46)	13	7	1-3

Last Game	No.	Interceptions				Fumble Recoveries				
		Yds.	Avg.	Lg	TD	No.	Yds.	Avg.	Lg	TD
2024	1	29	29.0	29t	1	3	0	0.0	0	0
Career	1	29	29.0	29t	1	3	0	0.0	0	0

• Signed with Dallas on Sept. 18

**vs. Baltimore (9/22)** Played in his first game back in a Cowboys uniform four days later as a reserve defensive lineman.

**at N.Y. Giants (9/26)** Saw action as a reserve on the defensive line.

**at Pittsburgh (10/6)** Recorded two tackles.

**vs Detroit (10/13)** Tallied one tackle and one quarterback pressure.

**at San Francisco (10/27)** Made two tackles.

**at Atlanta (11/3)** Played as a reserve and made one tackle.

## 91 Tyrus Wheat, DE

Games/Starts: 2024-5/0 Career-17/0

Last Game	Solo	Tackles		Sks/ Yds	Tkl/ Loss	QB Prs	PBU	FF-FR
		Asst	Tot					
2024	0	1	1			1		
2024	5	7	12	0.5(0)	1(-1)	7		
Career	7	7	14	0.5(0)	1(-1)	7		

Last Game	Solo	Special Teams							
		Asst	Tot	FF	FR	BP	BFG	BXP	
2024	0	1	1						
2024	4	1	5			1			
Career	4	1	5			1			

**at Cleveland (9/8)** Registered two tackles on defense and made one tackle on special teams.

**vs. New Orleans (9/15)** Primarily played on special teams while also tallying two tackles on defense.

**vs. Baltimore (9/22) and at N.Y. Giants (9/26)** Inactive.

**at Pittsburgh (10/6)** Saw a more prominent role on the defensive line when Marshawn Kneeland exited the game early with a knee injury. Capitalized on his reps, contributing four tackles, half a sack, one tackle for loss and three quarterback pressures.

**vs Detroit (10/13)** Logged three tackles and two pressures.

**at San Francisco (10/27)** Made two tackles and tallied a quarterback pressure.

**at Atlanta (11/3)** Served as a reserve on the defensive line where he made one tackle and added one quarterback pressure.

## 54 Sam Williams, DE

Games/Starts: 2024-0/0-IR Career-32/0

Last Game	Solo	Tackles		Sks/ Yds	Tkl/ Loss	QB Prs	PBU	FF-FR
		Asst	Tot					
2024								
2024	20	19	39	8.5(-53)	9(-21)	37	1	2-3
Career	20	19	39	8.5(-53)	9(-21)	37	1	2-3

Last Game	Special Teams							
	Solo	Asst	Tot	FF	FR	BP	BFG	BXP
2024	4	0	4			1		
Career	4	0	4			1		

• Tore the ACL in his left knee during a training camp practice. Underwent surgery later in the summer and spent the season on Reserve/Injured.

# 6 Donovan Wilson, S

Games/Starts: 2024-8/8

Career-74/51

	Solo	Tackles		Sks/ Yds	Tkl/ Loss	QB Prs	PBU	FF-FR
		Asst	Tot					
Last Game.....	4	4	8		1(-1)	1		0-1
2024.....	19	31	50	1.0(-9)	2(-2)	3	2	0-1
Career.....	227	125	352	9.5(-69)	9(-21)	19	12	6-6

	No.	Interceptions				Fumble Recoveries				
		Yds.	Avg.	Lg	TD	No.	Yds.	Avg.	Lg	TD
Last Game.....						1	0	0.0	0	0
2024.....	1	0	0.0	0	0	1	0	0.0	0	0
Career.....	6	5	0.8	5	0	6	0	0.0	0	0

	Solo	Special Teams			FR	BP	BFG	BXP
		Asst	Tot	FF				
Career.....	10	1	11					

**at Cleveland (9/8)** Started at safety where he recorded two tackles and a pass breakup.

**vs. New Orleans (9/15)** Made his 45th career start where he tallied seven tackles one interception and a pass breakup.

**vs. Baltimore (9/22)** Notched eight tackles, a season high.

**at N.Y. Giants (9/26)** Registered six tackles and one quarterback pressure.

**at Pittsburgh (10/6)** Recorded seven tackles and one tackle for loss.

**vs Detroit (10/13)** Tallied six tackles and his first sack of the season for nine yards. Now has 9.5 career sacks, third-most by a Cowboys safety since 1982.

**at San Francisco (10/27)** Notched six tackles and added one quarterback pressure in his 50th career start.

**at Atlanta (11/3)** Registered eight tackles, one tackle for loss, one quarterback pressure and a fumble recovery. The fumble recovery was recovered off a Carl Lawson strip sack, marking Wilson's sixth career fumble recovery.