



2024 INDIANAPOLIS COLTS RELOCATION PROCESS

INSTRUCTION MANUAL AND FAQs



COLTS FANS,

We are pleased to utilize our 3D Virtual Venue for our relocation process again this year. This interactive tool will allow you to view and select the best available seats according to your individual preference directly from your computer, tablet, or mobile device, all based on your seniority. Access to the online relocation tool is available via My Colts Online Account Manager. We encourage you to take a few moments to read through this instruction manual so you can familiarize yourself with the process. If you have any questions, please contact the Colts at 317-297-7000.

Let's get started!



IMPORTANT RELOCATION INFORMATION

KEY REMINDERS

- Each step of the online process is timed. If you have seats in your cart, they will be released if you do not finish each step within the amount of time you are given.
- You will not be able to leave a single seat available when relocating or adding on seats.
- If you wish to just add on seats, please contact your account representative directly at your designated date and time or call 317-297-7000.
- Access to available inventory will not be available until your designated date and time. Once you receive access, you will have the ability to relocate once daily until **5PM on Sunday, March 24**.



RELOCATION FAQs

How do I relocate my seats?

For step-by-step instructions, please reference the guide below.

The “Relocate/Add Seats” button does not work.

This button is not active until your designated date and time and then will remain active through the remainder of the relocation and additional seat process. Your date and time was sent to you via email and is based on your seniority. If you cannot locate your date and time, please contact your account representative or call 317-297-7000. There will be a countdown screen until you have access.

I’m not sure that I want to relocate; can I still view available inventory?

Yes, you can log in and view available inventory without affecting your current seat location. Your current seat location is only affected if you fully complete the relocation process.

I want to relocate, but there are not any available seats that I want.

Inventory is limited and if you do not find any seats that you wish to move to, you can log out or exit the Virtual Venue and you will remain in your current location. Please note, the inventory throughout this process is changing in real time as season ticket members relocate, so be sure to log back in and check availability throughout the process. You are able to relocate once per day through the end of the process.

My session was timed out and when I logged back in I couldn’t find the seats I originally selected.

Please contact your account representative or call 317-297-7000.

Can I relocate again if I have already gone through the relocation process?

Yes! You have the ability to relocate your seats once every 24 hours through the end of the process.



RELOCATION FAQs

The seats I wish to relocate to are more expensive than my current location.

At checkout, you will be asked to provide a credit card, ACH and/or account credit for payment of the difference between your current seats and the new seats you have selected. You will have the option to pay in full at the time of purchase or select the payment plan option.

The seats I wish to relocate to are less expensive than my current location.

If you choose to downgrade, the difference in credit will be applied to your Account Manager to be used for single game tickets, group tickets, or renewals for 2025.

The system won't allow me to relocate to seats I have found.

If you are not able to select seats for a relocation, be sure you aren't leaving a single seat, as the system won't allow this. If this is not the case and you are still having issues, please contact your account representative or call 317-297-7000.

I only want to relocate a portion of my seats.

Please contact your account representative for partial relocation options or call 317-297-7000.

My session was timed out and when I logged back in I couldn't find the seats I originally selected.

Please contact your account representative or call 317-297-7000.

I wish to relocate my seats and add additional seats.

If you are interested in relocating and purchasing additional seats, you can easily do so at the same time online. Please click on the seats you wish to relocate to in order to start the process and view available seats on our Virtual Venue. Please note, you can add up to four (4) additional seats while relocating your current seat location. If you do not find a location you wish to move to and still want to purchase seats, please exit out of the relocation process and contact your account representative directly to purchase.



RELOCATION FAQs

I don't want to relocate, but I want to check out available seats to add on to my account.

This process is not available online; however, at your designated date and time you can contact your account representative directly to discuss available inventory and purchase. Please note you can add up to four (4) additional seats.

I am in need of accessible seating.

Accessible seating is not available during the online relocation process. Please contact your account representative for available options or call 317-297-7000.

I'm not available at my designated date and time; what are my options?

Even if you are unable to view inventory until your designated time, you are able to log on at any point after that through the end of the process.

I don't have access to a computer or the internet.

You can also access Account Manager to complete the relocation and additional seat process on your mobile device. If you do not have access via a computer, tablet or mobile device, please contact your account representative at your designated time for assistance.

I want to relocate to club seats.

We have limited availability in our loge level club seating for the 2023 season that can be selected during the relocation process. Please note, club seating is only available with a three-year signed commitment. By securing club seating for the 2023 seating, you are releasing your current location for others to select during the relocation process. Should you not proceed with the club seats, you can work with your account representative to secure a new seat location outside of our club seating. If you are interested in club seats, please contact your account representative or call 317-297-7000.



STEP ONE

MY COLTS ACCOUNT LOGIN

To upgrade your seats, log in to Account Manager with your email address and password. If you have forgotten or lost your password, click “Forgot Password” link and it will be emailed to your email address on file.

https://am.ticketmaster.com/colts/

2022 Opponents Ticket Information Useful Information Contact Us Sign In

Sign In to Indianapolis Colts

Powered by *ticketmaster*

Important Account Update

You can now use the same email and password for both your Indianapolis Colts ticket account and your Ticketmaster account.

Indianapolis Colts ticket holder? Use your existing email to sign in and update your password if prompted.

New here? Use your Ticketmaster email and password.

[Learn More](#)

Email Address

Password [SHOW](#)

Remember Email [Forgot Password?](#)

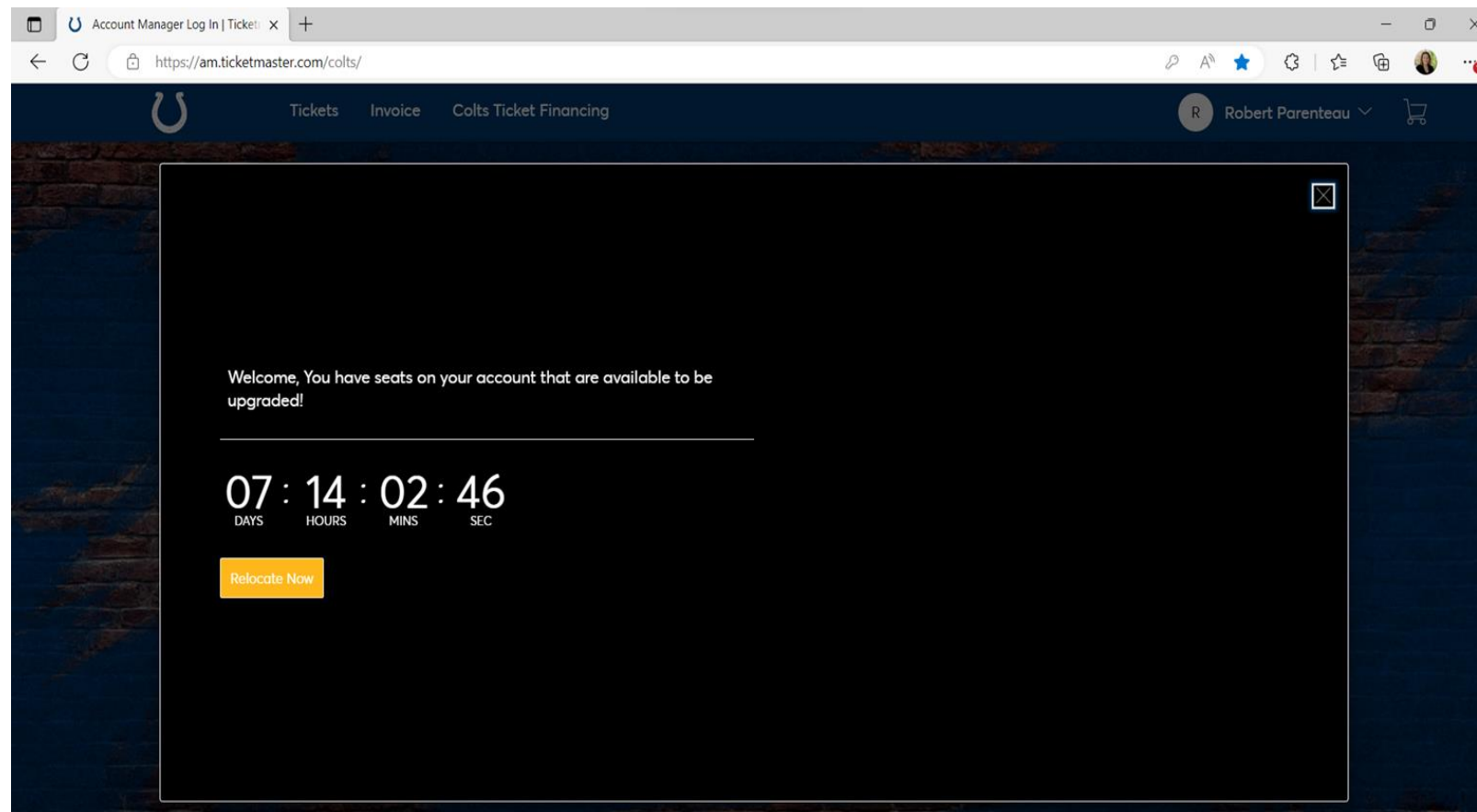
By continuing past this page, you agree to the [Terms of Use](#) and understand that information will be used as described in both the Ticketmaster [Privacy Policy](#) and [Indianapolis Colts Privacy Policy](#).



STEP TWO

ACCESS THE UPGRADE PROCESS

When your time slot is active, you will see a countdown clock that will be active during your relocation time and relocate now button. Click the “Relocate Now” button to view available inventory.



STEP THREE | SELECT SEATS TO UPGRADE

Select the seat blocks that you wish to upgrade/relocate for the 2024 season and click “Next”.

You are able to select multiple seat blocks from a single plan to relocate at the same time.

The screenshot shows a web browser window with the URL am.ticketmaster.com/colts/upgrade. The page header includes the Ticketmaster logo, navigation links for "Tickets" and "Invoice", and a user profile for "Robert Parenteau".

Select the current seat block(s) that you would like to relocate

The seat blocks on your account that you are eligible to upgrade are listed below. You may be able to select multiple blocks based on the locations listed. When you select a seat block, if you have other available seat blocks to select, they will remain enabled. Any seat blocks you can't select, will be grayed out. Once you select the seat block(s), click Next.

[Next >](#)

2024 Indianapolis Colts Season Tickets	Section 522, Row 3, Seat 13-16 Renewal	Cost of Seats: \$680.00 X 4 SEATS = \$2,720.00	Paid Amount: \$2,720.00	<input checked="" type="checkbox"/>
2024 Indianapolis Colts Season Tickets	Section 624, Row 15, Seat 9-12 Renewal	Cost of Seats: \$615.00 X 4 SEATS = \$2,460.00	Paid Amount: \$2,460.00	Upgrade Seats

Upgrade until Fri • Mar 08, 2024 • 11:59 PM



STEP FOUR

SELECT YOUR PLAN

Select 2024 Season Tickets and click “Next” to view all available inventory.

The screenshot shows a web browser window with the URL am.ticketmaster.com/colts/upgrade. The page features a dark blue header with the Colts logo, navigation links for 'Tickets' and 'Invoice', and a user profile for 'Robert Parenteau'. The main content area is titled 'Choose a plan that you would like to relocate' and includes a sub-header: 'The available plan(s) that you can upgrade to are listed below. If available, there may be more information on each plan which can be accessed by clicking the More Info option on the bottom right-hand corner of each card. Once you select the plan, click Next'. Below this text is a card for '2024 Indianapolis Colts Season Tickets' with a 'More Info' dropdown and a 'Next >' button. A '< Back' button is also visible.

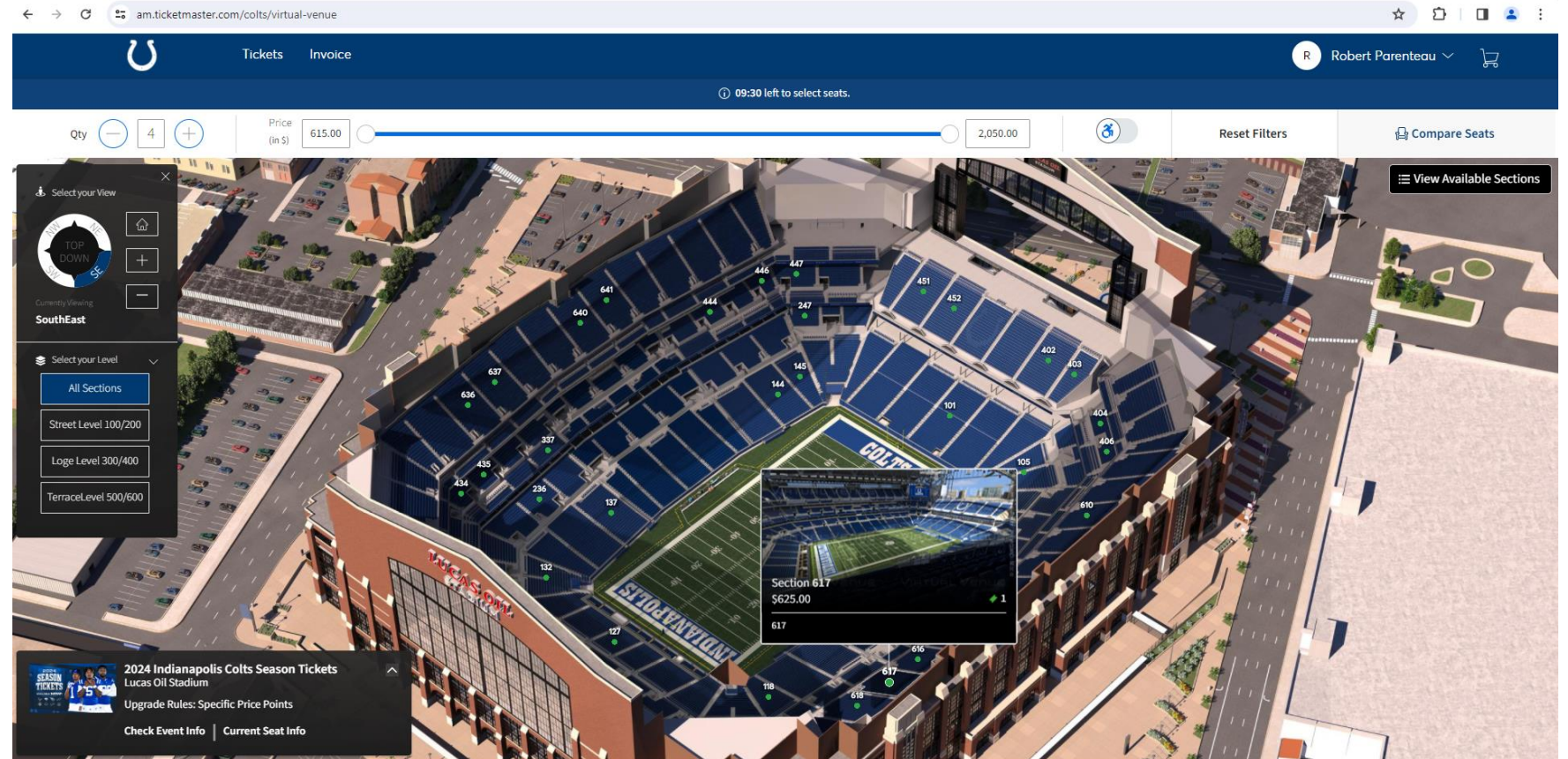


STEP FIVE

VIEW AVAILABLE INVENTORY

Once the Virtual Venue loads, you can see which sections have availability by using the map or the list view. Sections with the **GREEN** icon indicate available seating.

Click into the section to view specific seats.



INDIANAPOLIS COLTS PRIVACY POLICY // TICKETMASTER PRIVACY POLICY // COOKIE PREFERENCES // TERMS OF USE // COOKIE POLICY

© 1999-2024 Ticketmaster. All rights reserved.



STEP SIX

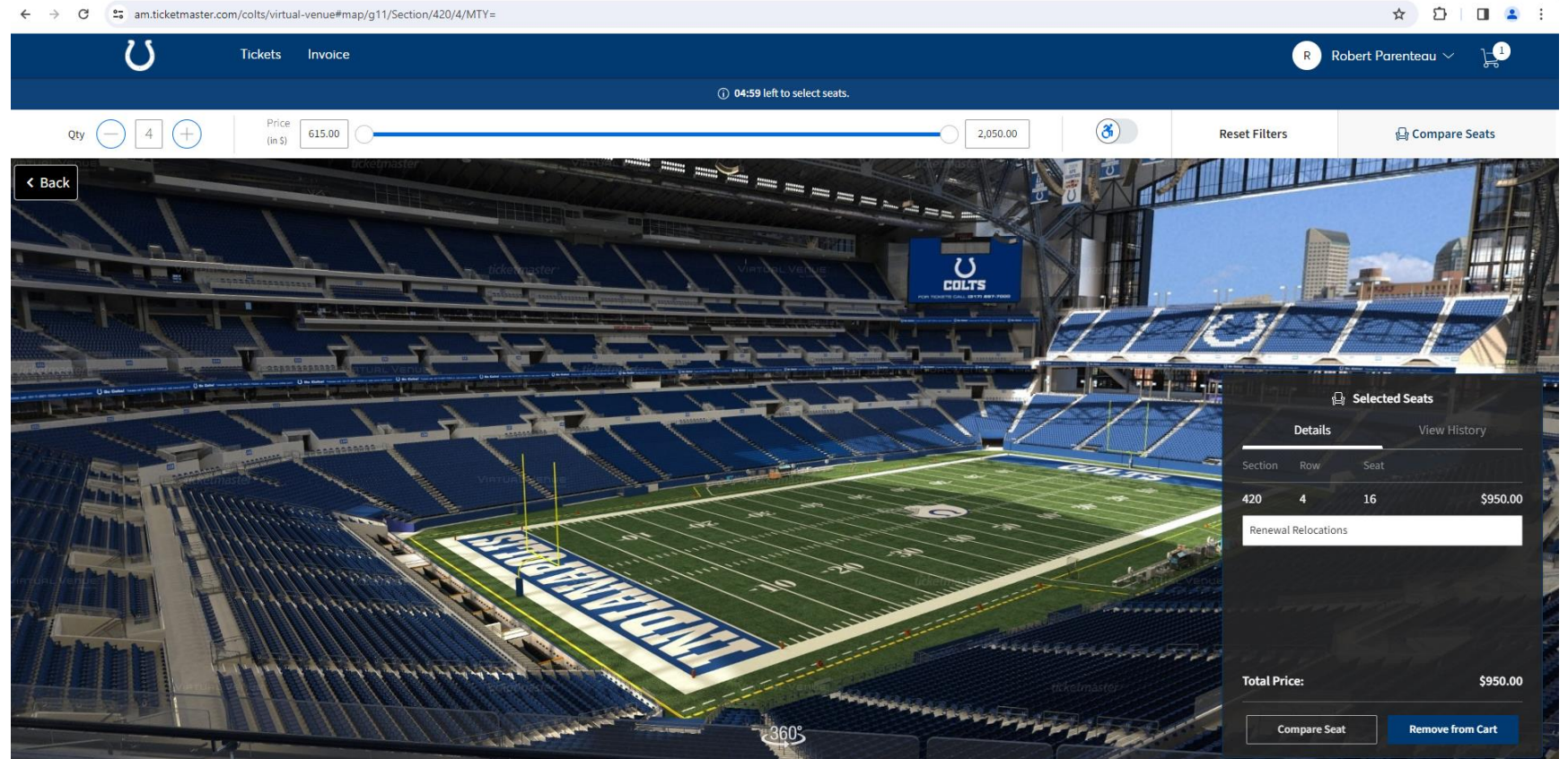
SELECT YOUR NEW SEAT LOCATION

Once you are in your preferred section, all available seats will be in green. Select individual seats to see more information, including the full screen 360-degree view seen here.

IMPORTANT: Before you can add the seats to your cart, you must select the ticket type, which will auto-populate with the correct option.

If you want to view other seats, click the back button. If you like the seat location, click “Add to Cart”.

At this time, you can also select up to four (4) additional seats if you are interested in adding to your account.



INDIANAPOLIS COLTS PRIVACY POLICY // TICKETMASTER PRIVACY POLICY // COOKIE PREFERENCES // TERMS OF USE // COOKIE POLICY

© 1999-2024 Ticketmaster. All rights reserved.



STEP SIX

SELECT YOUR NEW SEAT LOCATION

Once you have completed this process and have all desired seat locations in your cart, click on the cart icon at the top of the screen and select “Continue” to proceed to the check-out screen.

The screenshot displays the Ticketmaster interface for selecting a seat. The main view is a 360-degree virtual stadium of Lucas Oil Stadium, showing the field and seating areas. A shopping cart overlay is visible on the right side of the screen. The cart contains one item: 2024 Indianapolis Colts Season Tickets, Lucas Oil Stadium, Section 420, Row 4, Seat 16. The cart shows a total amount of \$0.00 and a 'Continue' button. Below the cart, a 'Details' table shows the seat information and a 'Remove from Cart' button.

Section	Row	Seat	Price
420	4	16	\$950.00

Renewal Relocations: 1

Total Price: \$950.00



STEP SEVEN

REVIEW YOUR ORDER

At this time, you can take a moment to compare your current seat location with your new seat location.

If you wish to make a change, please click “Edit” next to your new seat location to return to the Virtual Venue.

If you wish to start the process over, please click “Edit” next to your current seats to return to the beginning.

When you are ready to continue, click “Checkout”.

The screenshot shows a web browser window with the URL am.ticketmaster.com/colts/shopping-cart. The page title is "Shopping Cart" and it includes a navigation bar with "Tickets" and "Invoice" links. The user's name, "Robert Parenteau", is visible in the top right corner. The main content area is divided into two sections: "New Seats (4)" and "Current Seats (4)".

New Seats (4)

Image	Description	Price	Total
	2024 Indianapolis Colts Season Tickets Section 109, Row 20, Seat 5	\$1,940.00 x 1 Seat	\$1,940.00
	2024 Indianapolis Colts Season Tickets Section 236, Row 13, Seat 15	\$1,690.00 x 1 Seat	\$1,690.00
	2024 Indianapolis Colts Season Tickets Section 230, Row 8, Seat 11	\$1,280.00 x 1 Seat	\$1,280.00
	2024 Indianapolis Colts Season Tickets Section 420, Row 4, Seat 16	\$950.00 x 1 Seat	\$950.00

Current Seats (4)

Image	Description	Price	Total
	2024 Indianapolis Colts Season Tickets Section 522, Row 3, Seat 13-16	\$680.00 x 4 Seats	\$2,720.00

Summary

Cost Difference	\$3,140.00
Cost of Seats	\$5,860.00
Previously Applied Payments	-\$2,720.00
Total Amount Due	\$3,140.00

Note: This total does not include service fees if any. Any applicable fees will be added in the next step at checkout.

[Checkout](#)



STEP EIGHT

CHECKOUT PROCESS

A summary of your order is located on the right of the screen.

Please note, you have eight (8) minutes to complete this step before your new seat location is returned to available inventory.

To finalize your new seat location, please select your form of payment.

If you do not owe any additional money, payment is not required. If you owe money, you may choose to pay in full or opt into a payment plan.

Once complete, accept the Terms and Conditions and click “Place Order”. If successful, your current seats will be released and your new seats will be on your account.

The screenshot shows the checkout page on am.ticketmaster.com/colts/checkout. At the top, there is a blue header with the Colts logo and a "Time Remaining 07:08" timer. The main content area is titled "Complete the checkout steps and submit your payment". Below this title, there is a paragraph explaining the checkout steps and a "Submit" button. The checkout process is divided into three sections: "Delivery & Shipping", "Payments", and "Order Summary".

- Delivery & Shipping:** Shows "2024 Indianapolis Colts Season Tickets: MobileTicket" with a checkmark icon.
- Payments:** Includes an option to "Apply \$3,140.00 in Credits towards purchase." and a "Payment Options" section with radio buttons for "Pay In Full", "2024 12 Month Pay Plan", "2024 6 month Pay Plans", "2024 2 Month Pay Plan", "2024 Premium 10 Month Pay Plan", "2024 Premium 2 Month Pay Plan", and "2024 Premium PIF Pay Plan".
- Order Summary:** Shows a total of "\$3,140.00" and a "Pay Today - \$3,140.00" button. It also includes a checkbox for "I accept the Terms and Conditions".
- Cart items:** Lists "4 Items Summary" for a total of "\$3,140.00". The items are:
 - 2024 Indianapolis Colts Season Tickets, Section 109, Row 20, Seat 5, \$1,260.00
 - 2024 Indianapolis Colts Season Tickets, Section 236, Row 13, Seat 15, \$1,010.00
 - 2024 Indianapolis Colts Season Tickets



STEP NINE

CONFIRMATION

Once completed, you will be sent to a confirmation screen and will receive a confirmation email from Ticketmaster with your updated seating and any necessary payment information for your records.

