

20



24

MEDIA GUIDE

.....

**FOR THE
SHOE**

SCHEDULE

1	 VS HOU 9.8 1:00 PM	10	 VS BUF 11.10 1:00 PM
2	 AT GB 9.16 1:00 PM	11	 AT NYJ 11.17 8:20 PM
3	 VS CHI 9.22 1:00 PM	12	 VS DET 11.24 1:00 PM
4	 VS PIT 9.29 1:00 PM	13	 AT NE 12.1 1:00 PM
5	 AT JAX 10.6 1:00 PM	14	BYE WEEK
6	 AT TEN 10.13 1:00 PM	15	 AT DEN 12.15 4:25 PM
7	 VS MIA 10.20 1:00 PM	16	 VS TEN 12.22 1:00 PM
8	 AT HOU 10.27 1:00 PM	17	 AT NYG TBD TBD
9	 AT MIN 11.3 1:00 PM	18	 VS JAX TBD TBD



ALL TIMES EASTERN AND SUBJECT TO CHANGE BY THE NFL. *GAMES BETWEEN WEEK 6 AND WEEK 18 COULD BE AFFECTED BY FLEX SCHEDULING

FOR COLTS TICKETS: 317-297-7000 - COLTS.COM/TICKETS



COLTS.COM



COLTSOFFICIAL



X.COM/COLTS



FACEBOOK.COM/COLTS



INSTAGRAM.COM/COLTS



MEDIA INFORMATION

INDIANAPOLIS COLTS COMMUNICATIONS



Steve Campbell
Vice President of
Communications & External
Affairs
steve.campbell@colts.com
317-941-9070



Matt Conti
Vice President of Football
Communications
matt.conti@colts.com
770-853-4906



Christian Edwards
Director of Football
Communications
christian.edwards@colts.com
904-465-6668



Pamela Humphrey
Communications Coordinator/
Alumni Relations
pam.humphrey@colts.com
317-716-9491



Hayden Clark
Football Communications
Coordinator
hayden.clark@colts.com
317-529-4813



Maggie Evers
Communications Intern
maggie.evers@colts.com
614-802-9077



Jacqueline Vinson
Communications Intern
jacqueline.vinson@colts.com
847-507-7023

COLTS MEDIA WEBSITE: NFLOMG.COM

Media outlets can access up-to-date Colts information, including press releases, transcripts, daily notes, statistics and game releases by logging on to NFLOMG.com. The site also offers access to the media guide. Information on the team's media policy can also be found on the media website. The Colts reserve the right to update or change the policy at any period of time.

CREDENTIAL REQUESTS

Media can submit credential requests by logging on to NFLOMG.com. Click on the "Credentialing" tab on the left side. You will then be asked to create a credential profile prior to submitting your request. Credential requests for Colts home games must be submitted no later than five days prior to the game. The Colts reserve the right to deny any request. Media outlets should specify the details of the game day function as well as noting whether or not field access is needed for the entirety of the game or just pregame. Credentials can be picked up at media will call which is located at Gate 5 on the northwest side of Lucas Oil Stadium at the corner of South and Missouri streets. A valid government-issued photo identification must be presented to pick up the credential. Credentials may not be transferred or altered. Members of the media who are approved for season-long credentials will have their passes issued in the preseason. For Colts media traveling to road games, credential requests must be submitted no later than 3:00 p.m. the Monday prior to that game. If you have any issues with your credential request, you may email Pamela Humphrey at pam.humphrey@colts.com or Jacqueline Vinson at jacqueline.vinson@colts.com.

The Colts logo and the name Indianapolis Colts are trademarks of the Indianapolis Colts, Inc.

INDIANAPOLIS COLTS • P.O. Box 535000 • Indianapolis, IN 46253

Switchboard – (317) 297-2658 • Ticket Office – (317) 297-7000 • Fax – (317) 297-8971 • PR Fax – (317) 388-0982

www.colts.com • NFLOMG.com

The 2024 media guide was compiled by Hayden Clark, Matt Conti, Christian Edwards, Steve Campbell, Pam Humphrey and additional members of the Colts Communications staff. The media guide is meant to serve as an information source for the media and NFL fans. Information contained herein was compiled by current and previous Colts public relations staffs. Editorial assistance was provided by Craig Kelley, Terry Musolf, John (Utah) Turney, Joe Cronin, Joe Horrigan and the Elias Sports Bureau. Photographs by Matt Bowen, Don Larson, A.J. Macht, the Pro Football Hall of Fame, The Associated Press, Walt Thomas and through the club's archives.



LUCAS OIL STADIUM

LUCAS OIL STADIUM FACTS

Capacity:
63,000

Square feet:
1.8 million

Levels:
7

Number of suites:
142

Number of concession stands:
148

Number of escalators/elevators:
14/11

Kind of retractable roof:
SuperFrame Structural System

Square feet opening area on retractable roof:
176,400

Approximate time for the roof to open and close:
9-11 minutes

Pieces of exterior glass:
9,100

Tons of steel:
16,000

Size of north windows:
Six panels, 88' tall and 244' wide

COLTS ALL-TIME ROOF/WINDOW RECORD

RECORD AT LUCAS OIL: 130 games (78-52)

ROOF OPEN & WINDOW OPEN: 27 games (15-12)

ROOF OPEN & WINDOW CLOSED: 11 games (10-1)

ROOF CLOSED & WINDOW OPEN: 6 games (1-5)

ROOF & WINDOW CLOSED: 86 games (52-34)

Year	City	Record
2023	9/10 Jacksonville	L, 21-31 (Roof/Window Closed)
	10/1 L.A. Rams	L, 23-29 OT (Roof/Window Closed)
	10/8 Tennessee	W, 23-16 (Roof Open/Window Closed)
	10/22 Cleveland	L, 38-39 (Roof Open/Window Closed)
	10/29 New Orleans	L, 27-38 (Roof/Window Closed)
	11/26 Tampa Bay	W, 27-20 (Roof/Window Closed)
	12/16 Pittsburgh	W, 30-13 (Roof/Window Closed)
	12/31 Las Vegas	W, 23-20 (Roof/Window Closed)
1/6 Houston	L, 19-23 (Roof/Window Closed)	
2022	9/25 Kansas City	W, 20-17 (Roof/Window Open)
	10/2 Tennessee	L, 17-24 (Roof/Window Open)
	10/16 Jacksonville	W, 34-27 (Roof/Window Open)
	10/30 Washington	L, 16-17 OT (Roof/Window Closed)
	11/20 Philadelphia	L, 16-17 (Roof/Window Closed)
	11/28 Pittsburgh	L, 17-24 (Roof/Window Closed)
	12/26 L.A. Chargers	L, 3-20 (Roof/Window Closed)
	1/8 Houston	L, 31-32 (Roof/Window Closed)
2021	9/12 Seattle	L, 16-28 (Roof/Window Closed)
	9/19 Los Angeles Rams	L, 24-27 (Roof/Window Closed)
	10/17 Houston	W, 31-3 (Roof/Window Open)
	10/21 Tennessee	L, 31-24 OT (Roof/Window Open)
	11/4 New York Jets	W, 45-30 (Roof/Window Closed)
	11/14 Jacksonville	W, 23-17 (Roof/Window Closed)
	11/28 Tampa Bay	L, 31-38 (Roof/Window Closed)
	12/18 New England	W, 27-17 (Roof/Window Closed)
1/2 Las Vegas	L, 20-23 (Roof/Window Closed)	
2020	9/20 Minnesota	W, 28-11 (Roof/Window Open)
	9/27 New York Jets	W, 36-7 (Roof/Window Open)
	10/18 Cincinnati	W, 31-27 (Roof/Window Open)
	11/8 Baltimore	L, 10-24 (Roof/Window Open)
	11/22 Green Bay	W, 34-31 OT (Roof/Window Closed)
	11/29 Tennessee	L, 26-45 (Roof/Window Closed)
	12/20 Houston	W, 27-20 (Roof/Window Closed)
	1/3 Jacksonville	W, 28-14 (Roof/Window Closed)
2019	9/22 Atlanta	W, 27-24 (Roof/Window Closed)
	9/29 Oakland	L, 24-31 (Roof/Window Closed)
	10/20 Houston	W, 30-23 (Roof/Window Open)
	10/27 Denver	W, 15-13 (Roof Open/Window Closed)
	11/10 Miami	L, 12-16 (Roof/Window Closed)
	11/17 Jacksonville	W, 33-13 (Roof/Window Closed)
	12/1 Tennessee	L, 17-31 (Roof/Window Closed)
	12/22 Carolina	W, 38-6 (Roof/Window Closed)

2018	9/9 Cincinnati	L, 23-34 (Roof/Window Closed)
	9/30 Houston	L, 34-37 OT (Roof/Window Open)
	10/21 Buffalo	W, 37-5 (Roof/Window Closed)
	11/11 Jacksonville	W, 29-26 (Roof/Window Closed)
	11/18 Tennessee	W, 38-10 (Roof/Window Closed)
	11/25 Miami	W, 27-24 (Roof/Window Closed)
12/16 Dallas	W, 23-0 (Roof/Window Closed)	
12/23 New York Giants	W, 28-27 (Roof/Window Closed)	
2017	9/17 Arizona	L, 13-16 OT (Roof/Window Closed)
	9/24 Cleveland	W, 31-28 (Roof/Window Closed)
	10/8 San Francisco	W, 26-23 OT (Roof Closed/Window Open)
	10/22 Jacksonville	L, 0-27 (Roof Closed/Window Open)
	11/12 Pittsburgh	L, 17-20 (Roof/Window Open)
	11/26 Tennessee	L, 16-20 (Roof/Window Open)
2016	12/14 Denver	L, 13-25 (Roof/Window Closed)
	12/31 Houston	W, 22-13 (Roof/Window Closed)
	9/11 Detroit	L, 35-39 (Roof/Window Open)
	9/25 San Diego	W, 26-22 (Roof/Window Closed)
	10/9 Chicago	W, 29-23 (Roof/Window Open)
	10/30 Kansas City	L, 14-30 (Roof Closed/Window Open)
2015	11/20 Tennessee	W, 24-17 (Roof/Window Closed)
	11/24 Pittsburgh	L, 7-28 (Roof/Window Closed)
	12/11 Houston	L, 17-22 (Roof/Window Closed)
	1/1 Jacksonville	W, 24-20 (Roof/Window Closed)
	9/21 New York Jets	L, 7-20 (Roof Closed/Window Open)
	10/4 Jacksonville	W, 16-13 (Roof/Window Open)
10/18 New England	L, 27-34 (Roof/Window Closed)	
10/25 New Orleans	L, 21-27 (Roof/Window Open)	
11/8 Denver	W, 27-24 (Roof Open/Window Closed)	
2014	11/29 Tampa Bay	W, 25-12 (Roof/Window Closed)
	12/20 Houston	L, 10-16 (Roof/Window Closed)
	1/3 Tennessee	W, 30-24 (Roof/Window Closed)
	9/15 Philadelphia	L, 27-30 (Roof/Window Closed)
	9/28 Tennessee	W, 41-17 (Roof/Window Open)
	10/5 Baltimore	W, 20-13 (Roof Open/Window Closed)
2013	10/19 Cincinnati	W, 27-0 (Roof Open/Window Closed)
	11/16 New England	L, 20-42 (Roof/Window Closed)
	11/23 Jacksonville	W, 23-3 (Roof/Window Closed)
	11/30 Washington	W, 49-27 (Roof/Window Closed)
	12/14 Houston	W, 17-10 (Roof/Window Closed)
	9/8 Oakland	W, 21-17 (Roof/Window Closed)
9/15 Miami	L, 20-24 (Roof/Window Open)	
10/6 Seattle	W, 34-28 (Roof/Window Closed)	
10/20 Denver	W, 39-33 (Roof/Window Open)	
11/10 St. Louis	L, 8-38 (Roof/Window Closed)	
12/1 Tennessee	W, 22-14 (Roof/Window Closed)	
12/15 Houston	W, 25-3 (Roof/Window Closed)	
12/29 Jacksonville	W, 30-10 (Roof/Window Closed)	
2012	9/16 Minnesota	W, 23-20 (Roof/Window Open)
	9/23 Jacksonville	L, 17-22 (Roof/Window Open)
	10/7 Green Bay	W, 30-27 (Roof/Window Closed)
	10/21 Cleveland	W, 17-13 (Roof/Window Open)
	11/4 Miami	W, 23-20 (Roof/Window Closed)
	11/25 Buffalo	W, 20-13 (Roof/Window Closed)
12/9 Tennessee	W, 27-23 (Roof/Window Closed)	
12/30 Houston	W, 28-16 (Roof/Window Closed)	
2011	9/18 Cleveland	L, 19-27 (Roof Closed/Window Open)
	9/25 Pittsburgh	L, 20-23 (Roof/Window Closed)
	10/9 Kansas City	L, 24-28 (Roof/Window Open)
	11/6 Atlanta	L, 7-31 (Roof/Window Open)
	11/13 Jacksonville	L, 3-17 (Roof Closed/Window Open)
	11/27 Carolina	L, 19-27 (Roof/Window Closed)
12/18 Tennessee	W, 27-13 (Roof/Window Closed)	
12/22 Houston	W, 19-16 (Roof/Window Closed)	
2010	9/19 New York Giants	W, 38-14 (Roof Open/Window Closed)
	10/10 Kansas City	W, 19-9 (Roof/Window Closed)
	11/1 Houston	W, 30-17 (Roof/Window Closed)
	11/14 Cincinnati	W, 23-17 (Roof/Window Closed)
	12/8 San Diego	L, 14-36 (Roof/Window Closed)
	12/15 Dallas	L, 35-38 OT (Roof/Window Closed)
2009	12/19 Jacksonville	W, 34-24 (Roof/Window Closed)
	1/2 Tennessee	W, 23-20 (Roof/Window Closed)
	9/13 Jacksonville	W, 14-12 (Roof/Window Open)
	10/4 Seattle	W, 34-17 (Roof Open/Window Closed)
	11/1 San Francisco	W, 18-14 (Roof Open/Window Closed)
	11/8 Houston	W, 20-17 (Roof Open/Window Closed)
2008	11/15 New England	W, 35-34 (Roof/Window Closed)
	12/6 Tennessee	W, 27-17 (Roof/Window Closed)
	12/13 Denver	W, 28-16 (Roof/Window Closed)
	12/27 New York Jets	L, 15-29 (Roof/Window Closed)
	9/7 Chicago	L, 13-29 (Roof/Window Open)
	9/21 Jacksonville	L, 21-23 (Roof/Window Closed)
10/12 Baltimore	W, 31-3 (Roof/Window Open)	
11/7 New England	W, 18-15 (Roof Open/Window Closed)	
11/16 Houston	W, 33-27 (Roof/Window Closed)	
12/7 Cincinnati	W, 35-3 (Roof/Window Closed)	
12/14 Detroit	W, 31-21 (Roof/Window Closed)	
12/28 Tennessee	W, 23-0 (Roof/Window Closed)	



COLTS STAFF DIRECTORY

EXECUTIVES

James Irsay, Owner and CEO
 Carlie Irsay-Gordon, Vice Chair/Owner
 Casey Foyt, Vice Chair/Owner
 Kalen Jackson, Vice Chair/Owner
 Chris Ballard, General Manager
 Pete Ward, Chief Operating Officer
 Dan Emerson, Chief Legal Officer
 Dan Luther, Special Counsel
 EJ Tolentino, Chief Financial Officer
 Roger VanDerSnick, Chief Sales and Marketing Officer

COACHING STAFF

Shane Steichen, Head Coach
 Gus Bradley, Defensive Coordinator
 Jim Bob Cooter, Offensive Coordinator
 Brian Mason, Special Teams Coordinator
 Mikey Blazejowski, Strength & Conditioning Associate/
 Performance Science Assistant
 Brian Bratton, Offensive Quality Control – Wide Receivers
 Zane Fakes, Strength and Conditioning Assistant
 Justin Hamilton, Assistant Defensive Backs
 Joe Hastings, Sr. Assistant Special Teams
 Richard Howell, Sr. Head Strength and Conditioning
 TJ Ingels, Assistant to the Head Coach
 Brent Jackson, Defensive Quality Control
 Cato June, Assistant Linebackers
 Sam Khym, Strength & Conditioning Assistant/
 Performance Therapist
 Tom Manning, Tight Ends
 Doug McKenney, Applied Sports Science/Conditioning
 Ron Milus, Defensive Backs
 Mike Minnis, Director of Sports Performance
 Charlie Partridge, Defensive Line
 Matt Raich, Sr. Assistant – Defensive Line
 DeAndre Smith, Running Backs
 Richard Smith, Linebackers/Run Game Coordinator
 Tony Sparano Jr., Offensive Line
 Brent Stockstill, Defensive Assistant
 Alex Tannev, Passing Game Coordinator
 Cam Turner, Quarterbacks
 Chris Watt, Assistant Offensive Line
 Reggie Wayne, Wide Receivers
 Charlie Gelman, Football Analyst/Game Management
 Isabel Diaz, Harriet P. Irsay Fellow
 Kalon Humphries, Tony Dungy Fellow
 Diego Ortiz, Tony Dungy Fellow

FOOTBALL OPERATIONS

Joe Fonderoli, Vice President of Operations
 David Thornton, Vice President of Team Engagement
 Melaine Lowe, Director of Football Operations
 Debbie Finn, Assistant to the General Manager
 Leigh Hullett, Team Dietitian
 Conner Hallinan, Football Operations Assistant
 Lauren James, Harriet P. Irsay Fellow

PLAYER PERSONNEL

Ed Dodds, Assistant General Manager
 Mike Bluem, Director of Football Administration
 Morocco Brown, Chief Personnel Executive
 Kevin Rogers, Director of Player Personnel
 Jon Shaw, Director of Pro Scouting
 Matt Terpening, Director of College Scouting
 Greg Starek, Director of Football Analytics
 Jamie Moore, Assistant Director of College Scouting
 Joey Elliott, Assistant Director of Pro Scouting
 Todd Vasvari, Senior Player Personnel Scout
 Anthony Coughlan, Area Scout
 Chad Henry, Area Scout
 Tyler Hughes, Area Scout
 Chris McGaha, Area Scout
 Mike Lacy, Area Scout
 Kasia Omilian, NFS Scout
 Mitch Chester, College Scouting Coordinator
 Boyd Jackson, Pro Personnel Assistant
 Anthony Foyt IV, Scouting Assistant
 Andrew Hoyle, Player Personnel Scout
 Tanner Chastain, Scouting Assistant
 Gregory Liverpool III, Scouting Assistant
 Nick Bayh, Strategic Football Analyst

EQUIPMENT

Sean Sullivan, Director of Equipment Operations

EQUIPMENT CONT.

Mike Mays, Assistant Equipment Manager
 Brian Seabrooks, Assistant Equipment Manager
 Phil Hopsom, Equipment Coordinator
 Jamie Ostrom, Equipment Coordinator
 Gavin Rogers, Equipment Coordinator
 Brandon Seitz, Equipment Coordinator

MEDICAL STAFF

Dave Hammer, Senior Head Athletic Trainer
 Erin Barill, Director of Sports Medicine
 Kyle Davis, Head Athletic Trainer
 Brian Buening, Assistant Athletic Trainer
 Stephan Galvan, Assistant Athletic Trainer
 Andre Washington, Assistant Athletic Trainer
 Mackenzie Scovill, Physical Therapist
 G. Peter Maiers, MD Head Team Physician/Orthopedic Surgeon
 Dave Porter, MD Team Physician/Orthopedic Surgeon
 Lance Rettig, MD Team Physician/Orthopedic Surgeon
 Mark Ritter, MD Team Physician/Orthopedic Surgeon
 Steve Ritter, MD Team Physician/Orthopedic Surgeon
 Dale Snead, MD Team Physician/Orthopedic Surgeon
 Thurman Alvey, DO Physician
 Matt Negaard, MD Physician
 Marcus McCray, Team Chiropractor
 Elizabeth White, Counselor

INFORMATION TECHNOLOGY & VIDEO

Matt Boothby, Vice President of Information Technology
 Sean Welch, Director of Football Information Systems
 Danny Dowell, Football Systems Developer
 Parker Phair, Football Systems Engineer
 Alex Trepes, Data Solutions Architect
 Jack Thompson, Director of Information
 Security, Risk & Compliance
 Graham Howe, IT Service Manager
 Kyle Earnest, Senior IT Support Analyst
 Doug Snelling, IT Systems Administrator
 Bobby Ezenwelu, IT Support Analyst
 Stewart Cramer, Video Director
 John Starliper, Assistant Video Director
 Billy Furman, Video Assistant
 Walt Lutz, Video Assistant

FINANCE

Lindsey Hammond, Vice President of Finance
 Tina McKnight, Payroll Manager
 Jaci Rowland, Senior Accountant
 Mario Buscemi, Staff Accountant
 Jenny Ryan, Accounts Payable Coordinator

PEOPLE, CULTURE & INCLUSION

Jasmine Park, Vice President of People, Culture & Inclusion
 Shara Law, People and Culture Manager
 Sarah Dan, Senior People & Culture Analyst

COMMUNICATIONS

Steve Campbell, Vice President of Communications & External
 Affairs
 Matt Conti, Vice President of Football Communications
 Christian Edwards, Director of Football Communications
 Pamela Humphrey, Communications Coordinator/
 Alumni Relations
 Hayden Clark, Football Communications Coordinator

MARKETING & COMMUNITY IMPACT

Stephanie Pemberton, Vice President of Marketing
 Caleb Bailey, Director of Events
 Ben Guerrero, Director of International
 Brett Kramer, Director of Kicking the Stigma
 Ande Sadtler, Director of Community Impact
 Kelly Tilley, Director of Cheerleading and Entertainment
 Claire Kirby, Community Impact Manager
 Jaylen Huggins, Community Impact Coordinator
 Hayden Barnack, Senior Manager of Marketing
 Trey Mock, Manager of Mascot Program
 Andy Matis, Senior Manager of Football Development
 Taylor Sidwell, Manager of Events
 Nicole Minor, Manager of Hospitality & Gridiron Hall
 Edward Hayes, Gridiron Hall Senior Coordinator
 Erin Smith, Cheerleading Manager
 Colin Burns, Senior Events Coordinator
 Ashlyn Braley, Events Coordinator
 Cassidy Sampson, Senior Marketing Coordinator



COLTS STAFF DIRECTORY

MARKETING & COMMUNITY IMPACT CONT...

Mike Prior, Football Development Commissioner
Bryce Chretien, Football Development Coordinator
Maddy Reed, Mascot Program Senior Coordinator
Zeph Vonderheit, Kicking The Stigma Coordinator

DATA STRATEGY & ANALYTICS

Charlie Sungho Shin, Vice President of Analytics & Digital Innovation
Chris Grecco, Director of CRM & Fan Insights
Austin Reed, Digital Marketing Director
Daron Williams, Director of Digital Media
Sherard Allen, Digital Marketing & Media Manager
Michael Cruz, Data Scientist
Haley Stessman, CRM Business Analyst
Maureen Williams, Community Manager

CREATIVE, CONTENT & MEDIA

Dave Knickerbocker, Vice President of Creative, Content & Media
Amber Darrow, Senior Director of Content Strategy and Operations
Chris Albright, Creative Director of Graphic Design
Drew Davidson, Director of Colts Production
Matt Bowen, Photographic Services Creative Director
Larra Overton, Executive Producer Colts Production/Host & Sideline Reporter
Brent Hollerud, Social Media Strategy Director
Matt Taylor, Manager of Radio Production/Voice of Indianapolis Colts
Zack Baker, Creative Director of Game Presentation & Motion Graphics
Bryan Mitchell, Post Production Specialist: Motion Graphics & Editing
Shelby Simpson, Video Operations Manager & Gameday Producer
Matt Wilkening, Lead Feature Producer – Football
Conner Handel, Lead Creative Producer
Casey Vallier, Coordinator of Radio Production
Kevin Conners, Broadcast & Studio Producer
Collin Schroeder, Creative Video Producer
Alex Fabert, Graphic Designer
Grant Wayne, Graphic Designer
Erin Webster, Graphic Designer
JJ Stankevitz, Manager of Writing/Audio Initiatives
Chris Buckley, Senior Broadcast Engineer
Nathan Gardner, Broadcast Engineer
Maddie Pattengale, Project Manager
Jeffrey Gorman, Media Specialist
Bill Brooks, Colts Ambassador

CORPORATE PARTNERSHIPS

Ryan Lobsiger, Vice President of Corporate Partnerships
Lindsay Catavolos, Director of Partnership Marketing
Jon Codalata, Director of Business Solutions
Brad Beery, Senior Corporate Partnership Executive
Brian Healey, Senior Corporate Partnership Executive
Andy Schwartz, Senior Corporate Partnership Executive
Eric Cole, Corporate Partnership Executive
Nick Moreland, Corporate Partnership Executive
Laura Reckman, Senior Partnership Marketing Manager
Jordan Gawarecki, Partnership Marketing Manager
Colleen Gudeman, Partnership Marketing Manager
Blake Heitman, Partnership Marketing Manager
Caytee Wright, Partnership Marketing Manager
Susie Peters, Sales Operations

TICKET SALES, SERVICE & OPERATIONS

Jim Van Dam, Vice President of Ticket Sales & Service
Bob Parenteau, Senior Director of Ticket Operations
Justin Gentile, Senior Director of Premium Sales and Service
Jamil Stafford, Assistant Director of Ticket Operations
Blake Carnall, Senior Manager of Ticket Sales
Stevie Sammons, Senior Manager of Membership Services
Becca Schuman, Manager of Ticket Marketing and Events
Bret Cranston, Manager of Consumer Sales
Jody Henton, Premium Sales & Service Manager
Hannah Glaser, Suite Sales Manager
Tyson Smith, Suite Sales Manager
Katy Johnson, Club Services Manager
Dylan Sheldon, Club Services Manager
Mark Kijowski, Group Sales Manager
Don Wilson, Account Manager, Membership Services

MEMBERSHIP SERVICES

Caroline Conrad, Membership Services Manager
Connor Jamison, Membership Services Manager
Kelsey Luce, Membership Services Manager
Fiona McManus, Membership Services Manager
Trevor Stobbe, Membership Services Manager
Zane Ali, Account Executive
Hayden Birkey, Account Executive
TJ Kocher, Account Executive
Cade Wilemon, Account Executive

FRONT OFFICE STAFF

Heather Chaykowski, Executive Assistant to the Owner
Kris Dye, House Manager
Mark Feeser, Executive Assistant
Mike Fries, Security Specialist
Larry Hall, Vice President of Special Projects & Historical Affairs
Cal Handelman, Director of Administration
David Liptak, Executive Assistant
Doug Melton, Office Assistant
John Moore, Security Specialist
Traci Morgan, Executive Assistant to the Chief Operating Officer
Nichole Miller, Administrative Assistant to the Chief Legal Officer
Monte Poe, Director of Special Projects
Steve Randall, Director of Security
Paul Spall, Team Security
DJ Jones, Complex Security
Dennis Wilkes, Complex Security
Michelle Rodriguez, Executive Assistant
Jon Scott, Football Archivist
Jacob Sheff, Special Projects & Historical Affairs Manager
Leslie Stockton, Executive Assistant to the Vice Chair/Owner
Sam Ward, Special Projects Coordinator
Rachel Wathen, Executive Assistant to the Vice Chair/Owner

MAINTENANCE & GROUNDS

Troy Glendenning, Director of Grounds
Andy Cooper, Director of Facilities
Chris Anderson, Facilities Manager
Tyler Holloway, Building/Grounds Assistant Manager
Eric Ketner, Building Maintenance Technician
Darrell Chandler, Grounds and Maintenance
Sean Click, Turf & Grounds Assistant
Danny Thompson, Building/Grounds Assistant





DEFOREST BUCKNER
DEFENSIVE TACKLE

JIM IRSAY



OWNER & CHIEF EXECUTIVE OFFICER

NFL EXPERIENCE: 53 YEARS

COLLEGE: SOUTHERN METHODIST UNIVERSITY

Indianapolis Colts Owner & CEO Jim Irsay this year begins his 53rd season with the organization. His affiliation with the Colts dates back to 1972 when his father, Robert Irsay, acquired the team. His passion for winning and emphasis on sustained success has molded Indianapolis into one of the most successful and historic franchises in the NFL. In addition to his commitment to winning on the field, Irsay and his family are recognized as leaders in the community, spearheading multiple philanthropic endeavors throughout Indiana.

COLTS LEADERSHIP

Irsay grew up with the Colts and talks sentimentally about his years living with the team during summer camp, riding the team bus and watching every game. After graduating from Southern Methodist University with a degree in broadcast journalism, he joined the franchise and worked in virtually every department, from ticket sales to public relations to football operations. When the Colts arrived in Indianapolis in 1984, Irsay was named general manager at age 24, the youngest to ever hold that job. In 1995, he took the helm of the franchise, becoming sole owner in 1997.

Over his many years with the team, winning always has been a priority for Irsay. Going into his 30th season as the leader of the Colts, Indianapolis has earned 10 division championships, two AFC Championships and the club's fourth world championship with a victory in Super Bowl XLI.

From 2000-09, the Colts produced 115 regular season wins, which at the time was the most in a decade for any NFL club. Indianapolis also set an NFL record with 23 consecutive wins from 2008-09. What's more, the team's general manager, head coach and starting quarterback from that historic era – Bill Polian (2015), Tony Dungy (2016) and Peyton Manning (2021) – all were inducted into the Pro Football Hall of Fame. Other Hall of Fame Colts from that period include wide receiver Marvin Harrison (2016), running back Edgerrin James (2020) and defensive end Dwight Freeney (2024). Over the span of four seasons from 2012-15, the Colts won 16 consecutive games within the AFC South, also an NFL record.

A hallmark of Irsay's stewardship was the 2006 season, when the Colts won Super Bowl XLI with a 29-17 victory over the Chicago Bears. Following its triumphant return to Indianapolis, the

team was welcomed by a raucous crowd lining downtown streets in below-freezing temperatures and filling the old RCA Dome. Irsay responded by sending the Lombardi Trophy on a 50-stop, 3,130-mile tour throughout Indiana, giving fans an opportunity to see, touch and take pictures with the iconic trophy. That fall, he also created a once-in-a-lifetime opportunity for fans to compete for one of five authentic Super Bowl rings. The effort raised more than \$225,000 for charity and entertained thousands who witnessed 10 finalists take their chance to pick one-of-five treasure chests that contained a ring inscribed with "Colts Fan."



Owner & CEO Jim Irsay hoists the Lombardi Trophy following the team's Super Bowl XLI victory over the Chicago Bears.

All eyes were focused on Indianapolis in 2012 when Super Bowl XLVI came to town, and Irsay and the Colts were instrumental in leading the Super Bowl effort for the city. Largely regarded as one of the most successful Super Bowls ever, the event generated hundreds of millions of dollars in economic impact, as well as worldwide exposure, for the city and state.

All told, the Colts played in two Super Bowls (XL, XLIV) and hosted a Super Bowl (XLVI) in a span of just six years (2007-2012).

In 2017, Irsay hired Chris Ballard as general manager, who in seven seasons has utilized both the NFL Draft and free agency to build the Colts roster. Since then, the Colts have produced 15 Associated Press All-Pro selections, 24 Pro Bowl selections, the 2018 “Defensive Rookie of the Year” and the 2018 “Comeback Player of the Year.”

In 2023, Irsay and Ballard hired former Philadelphia Eagles Offensive Coordinator Shane Steichen as head coach, igniting a new era of Colts football. Under Irsay, Ballard and Steichen, the Colts will continue their commitment to building a strong and exciting team, primed to compete this season and into the future.

NFL LEADERSHIP

A strong advocate of the NFL’s history, tradition and principles, Irsay is an active team owner. In the 1980s, he was one of four NFL executives (including Pro Football Hall of Famers George Young and Bill Polian) appointed by NFL Commissioner Pete Rozelle to design the league’s modern day salary cap, which still governs player earnings in the NFL today.

Irsay has served on the Executive Committee of the Management Council, the Pro-College Relations Committee, the Super Bowl Advisory Committee, the Realignment Working Group and the Working Club Executive Committee that authored the NFL’s collective bargaining agreement in 1993. He currently chairs the league’s Legislative Committee and is a member of the Finance Committee.

COLTS IN THE COMMUNITY

Irsay also oversees the team’s extensive community and philanthropic efforts. Under his leadership, the Colts have been

committed to inspiring and uniting people in their home city and state by helping build a healthy, inclusive and compassionate community through meaningful outreach, projects and partnerships.

At the outset of the COVID-19 pandemic in 2020, Irsay jumped into action and personally led a community fundraising drive, raising more than \$1.3 million in less than 48 hours to provide emergency meals to people in need. Irsay also helped fund e-learning materials and resources for Indianapolis students, led a fundraising drive for Indianapolis’ community centers and purchased thousands of protective masks for use by frontline workers.

Over the past several years, Irsay also has reemphasized the franchise’s commitment to diversity, equity and inclusion in the way the club operates internally and in the community. To that end, Irsay created two coaching fellowships – the Tony Dungy Diversity Coaching Fellowship and the Harriet P. Irsay Fellowship for Women in Football – to identify and develop talented people of color and women as future football coaches in the NFL and other levels. In addition, the team works with players, coaches, staff and community stakeholders on efforts to battle racism, provide more access to educational and economic opportunity and bring people from all walks of life together in support of dialogue and positive change.

Irsay and his family also launched *Kicking The Stigma*, an initiative to raise awareness about mental health disorders and remove the stigma often associated with these illnesses. Since starting the effort in late 2020, more than \$30 million has been committed toward expanding mental health treatment and research and raising awareness in Indiana and beyond.

The Irsays have been honored to support projects



and organizations such as the Irsay Family YMCA, the downtown Colts Canal Playspace, Riley Hospital for Children, Indiana Black Expo, Wheeler Mission Center for Women & Children, Indiana University's Irsay Institute and Irsay Family Wellness Center and dozens of other important community initiatives.

What's more, the team also engages and connects current and former Colts players with charitable, off-the-field efforts, such as playground builds, book drives, tree plantings, school and hospital visits, neighborhood cleanups and youth football clinics, helping them leave a legacy of service to the community.

THE JIM IRSAY COLLECTION & THE JIM IRSAY BAND

Although football has been the focus of Irsay's professional life, he has a personal passion for rock music, American history and pop culture, which led him to assemble a robust collection of historic and culturally-significant artifacts over several decades that together make up The Jim Irsay Collection. The collection is highlighted by musical instruments and items owned by some of the greatest artists in music history, including Bob Dylan, The Beatles, James Brown, Prince, Sir Elton John, Eric Clapton, Jerry Garcia, Pete Townshend, Bo Diddley, Les Paul, Janis Joplin, David Gilmour, Jim Morrison, Jimi Hendrix, Miles Davis and other music icons.

Outside of music, the collection includes an 1823 William J. Stone printing of the Declaration of Independence, one of the first facsimiles of the final signed document; renowned author Jack Kerouac's original 119-foot *On the Road* scroll manuscript; the original manuscript for Alcoholics Anonymous' *Big Book*, the organization's founding document; artifacts from women's suffrage pioneer Susan B. Anthony; Muhammad Ali's championship belt awarded after the 1974 "Rumble in the Jungle" and his boxing shoes from the 1975 "Thrilla" in Manila;" artifacts and signed documents from numerous U.S. Presidents; and Secretariat's saddle from its 1973 Triple Crown wins.

An active philanthropist, Irsay transformed his collection into a "traveling museum" and has hosted free exhibitions in Nashville, Tenn., Washington, D.C., Austin, Texas, Los Angeles, New York City, Chicago, Indianapolis, San Francisco, Las Vegas and Boston. He also regularly loans artifacts to museums, nonprofits and other organizations for display and research across the country and around the world.

Irsay's love of music also led him to form The Jim Irsay Band, an all-star band featuring some of the greatest musicians in the world, including Kenny Aronoff on drums (Paul McCartney, John Mellencamp, The Rolling Stones), three-time Grammy® nominee Billy Branch on harmonica, Tom Bukovac on guitar (played on more than 700 albums with major artists), Mike Mills on bass & vocals (R.E.M.), Danny Nucci on guitar & saxophone (actor, *Titanic*, *The Rock*), Michael Ramos on keyboards (Mellencamp, Patti Griffin, Paul Simon), Carmella Ramsey on violin, mandolin & vocals (Reba McEntire, Olivia Newton-John), five-time Grammy® nominee Kenny Wayne Shepherd on guitar & vocals, and Mike Wanchic on guitar (Mellencamp).

The band has toured the country alongside The Jim Irsay Collection and has featured appearances by legendary guest performers, including Indiana's own John Mellencamp, Stephen Stills (Crosby, Stills & Nash), blues pioneer Buddy Guy, Ann Wilson (Heart), John Fogerty (Creedence Clearwater Revival), Kevin Cronin (REO Speedwagon), Natalie Merchant (formerly of 10,000 Maniacs), Billy Gibbons (ZZ Top), country music superstar Vince Gill, Indianapolis' own John Hiatt, four-time Grammy® nominee Robert Randolph, Denny Seiwell (Wings) and Peter Wolf (J. Geils Band).

FAMILY

Irsay has three daughters, Carlie Irsay-Gordon, Casey Foyt and Kalen Jackson, and 10 grandchildren. All three daughters were promoted to the position of vice chair/owner in 2012 and represent the next generation of Colts ownership in Indianapolis.

“One of the reasons I’m honored to be a steward of the Horseshoe is that we’re able to use the enormous platform of pro football to bring joy into people’s lives. Whether it’s on the field on gamedays, serving our friends and neighbors off the field or other times throughout the year, our goal is to entertain, inspire and unite this community and Colts fans everywhere by not just winning, but by winning the right way.”

THE INDIANAPOLIS COLTS UNDER JIM IRSAY (1995-2023)

REGULAR SEASON RECORD

New England	310-157-0
Green Bay	296-169-2
Pittsburgh	290-174-3
Kansas City	268-199-0
Indianapolis	267-199-1

REGULAR SEASON RECORD ON THE

	<u>ROAD</u>
New England	140-93-0
Pittsburgh	128-104-1
Philadelphia	122-110-0
Green Bay	122-112-0
Indianapolis	119-113-1

PLAYOFF APPEARANCES

New England	21
Green Bay	21
Indianapolis	18
Philadelphia	18

PLAYOFF WINS

New England	33
Green Bay	22
Pittsburgh	19
Baltimore	17
San Francisco	17
Philadelphia	17
Kansas City	16
Indianapolis	15

COLTS RECORD VS. AFC SOUTH (2002-2023)

Houston	32-11-1
Tennessee	30-14-0
Jacksonville	25-19-0



CARLIE IRSAY-GORDON

VICE CHAIR/OWNER

Carlie Irsay-Gordon is in her 13th season as vice chair/owner of the Colts and is involved in all aspects of the club. Raised in and around the Colts, she worked as an intern in many of the club's departments while pursuing her undergraduate degree in religious studies from Skidmore College. Irsay-Gordon joined the team as a vice president in 2008 while completing coursework towards a doctoral degree in clinical psychology. She has represented the Colts at NFL owners' meetings since 2004 and, along with her sisters Casey Foyt and Kalen Jackson, represents the next generation of Colts ownership. Irsay-Gordon is a member of the NFL's Media Owned & Operated Committee, which oversees all NFL media properties and is responsible for setting media strategies and policies across the NFL and its clubs. She also serves on the NFL's Security & Fan Conduct Committee, as well as several inter-club groups that guide the NFL on wide-

-ranging initiatives, including business optimization and data governance. Moreover, Irsay-Gordon created and oversees both the Colts' Tony Dungy Diversity Coaching Fellowship and Harriet P. Irsay Fellowship for Women in Football programs, which together afford diverse candidates and women the opportunity to gain valuable experience working in the Colts coaching or football operations departments. Irsay-Gordon also serves on the board of the NFL Player Care Foundation, which supports the wellbeing of retired players. In addition, she is involved in the Indianapolis and Indiana communities, serving on the boards of Park Tudor School and the Lake Maxinkuckee Environmental Fund, and previously serving on the board of Visit Indy and as co-chair of the Indy Championships Fund. Irsay-Gordon resides in Indianapolis with her husband, Zach Gordon, and three children.



CASEY FOYT

VICE CHAIR/OWNER

Entering her 13th season as vice chair/owner, Casey Foyt represents the next generation of ownership of the Indianapolis Colts, along with her sisters Carlie Irsay-Gordon and Kalen Jackson. After graduating from Indiana University with a degree in sports marketing, Foyt worked for the NFL in London, England, planning the first regular season NFL game played outside North America, as well as special events associated with the game. The contest was played in October 2007, featuring the New York Giants and Miami Dolphins playing in Wembley Stadium. Foyt joined the Colts in 2007 and focuses her energy on marketing and community relations. She helped revitalize the Indianapolis Colts Women's Organization and planned the group's first major fundraiser in 2007. Foyt also helps represent the club at NFL Owners' Meetings and other

league events. Foyt resides in Carmel, Ind. with her husband, Anthony J. Foyt, IV, and five children.



KALEN JACKSON

VICE CHAIR/OWNER

Kalen Jackson is entering her 13th season as vice chair/owner. She joined the team in 2010 as vice president and, along with sisters Carlie Irsay-Gordon and Casey Foyt, represents the next generation of Colts ownership. Like her sisters, Jackson grew up with the Colts organization as a significant part of her life since birth. She oversees various functions of the organization, including coordinating the Irsay family's community and philanthropic efforts. Jackson currently leads *Kicking The Stigma*, the family's initiative to raise awareness about mental health disorders and end the stigma often associated with these illnesses. Since launching in 2020, *Kicking The Stigma* has committed \$30 million to nonprofits and organizations expanding treatment and research and raising awareness in Indiana and beyond. Jackson serves on the national

board of Project Healthy Minds and locally on the board of the United Way of Central Indiana. She also is president of the Indianapolis Colts Women's Organization. In addition to representing the Colts at NFL Owners' Meetings, Jackson chairs the league's Employee Benefits Committee, where she is responsible for administering club and league benefit plans, including plan design and amendment, benefit and administrative expense payments and employee eligibility issues. She graduated with honors in 2010 from Indiana University's School of Health, Physical Education & Recreation with a bachelor's degree in sports management and marketing. Jackson was born and resides in Indianapolis with her husband, Boyd Jackson, and their two daughters.

CHRIS BALLARD



GENERAL MANAGER

JOINED COLTS: 2017
NFL EXPERIENCE: 24TH YEAR
COLLEGE: WISCONSIN
HOMETOWN: TEXAS CITY, TEXAS

Chris Ballard was hired as the general manager of the Indianapolis Colts on January 29, 2017. He is entering his 24th NFL season and his eighth in his current role where he oversees all football operations.

In his first seven years at the helm, Ballard has constructed teams that have won 54 games collectively, which includes four winning seasons and two playoff appearances.

He made it a point to retain the majority of the team's free agents in the 2024 offseason, which notably included re-signing safety Julian Blackmon, defensive tackle Taven Bryan, safety Ronnie Harrison Jr., defensive end Tyquan Lewis, cornerback Kenny Moore II, punter Rigoberto Sanchez, running back Trey Sermon and defensive tackle Grover Stewart. Ballard also signed defensive tackle DeForest Buckner, linebacker Zaire Franklin and wide receiver Michael Pittman Jr. to contract extensions. Additionally, the Colts signed two unrestricted free agents in former Super Bowl MVP quarterback Joe Flacco and defensive tackle Rae-kwon Davis.

In the 2024 NFL Draft, Ballard fortified the roster by adding explosive players in the first two rounds, including defensive end Laiatu Latu (first round, 15th overall) and wide receiver Adonai Mitchell (second round, 52nd overall). Latu won the Lombardi Award, Ted Hendricks Award and was the Polynesian Award winner in 2023. Mitchell earned 2023 Second Team All-Big 12 honors after leading the Big-12 in touchdown receptions (11).

In 2023, Ballard assembled a team that finished 9-8 on the season, while playing the majority of the games with their backup quarterback and unrestricted free agent pickup, Gardner Minshew II. Minshew II was named to his first career Pro Bowl after he appeared in all 17 games (13 starts) and compiled single-season career highs in attempts (490), completions (305) and passing yards (3,305). The Colts finished in the top 10 in the NFL in points per game (23.3 – tied-10th) and rushing yards per game (121.1 – 10th). Indianapolis had four players selected to the Pro Bowl, including Buckner (third selection), center Ryan Kelly (fourth selection), guard Quenton Nelson (sixth selection) and Minshew II. Pittman Jr., a 2020

second round draft choice, had a career year, finishing with single-season career highs in receptions (109) and receiving yards (1,152) while also adding four touchdowns. He ranked fifth in the NFL in receptions and became the fourth Colts player all-time to have at least 100 receptions and 1,000 receiving yards in a season, joining Dallas Clark, Marvin Harrison and Reggie Wayne.



Defensively, Indianapolis ranked fifth in the NFL in tackles for loss (94.0) and sacks (51.0), while finish-

ing tied for fifth in forced fumbles (17) in 2023. The Colts had four players record at least 8.0 sacks in 2023, including Buckner, defensive end Samson Ebukam, defensive end Dayo Odeyingbo and defensive end Kwity Paye. They were the only team in the NFL to have four-such players accomplish that feat last season. The 51.0 sacks were the most by the Colts in the Indianapolis era (since 1984). A 2018 seventh round draft choice, Franklin registered 179 tackles (107 solo), 3.0 tackles for loss, 1.5 sacks, six passes defended and two forced fumbles. He finished second in the league in total tackles and solo tackles. Franklin has established the single-season franchise record for tackles in each of the last two seasons (179 in 2023; 166 in 2022).



In the 2023 NFL Draft, Ballard added 12 selections to the roster, including Florida quarterback Anthony Richardson with the No. 4 overall pick. The 12 total draft selections were the most by the Colts since the NFL went to a seven-round format in 1994. Richardson ranked as the No. 1 quarterback in the Relative Athletic Score system at the NFL Combine, which dates back to 1987. He started four games in his rookie campaign and completed 50-of-84 passes for 577 yards with three touchdowns and one interception for an 87.3 passer rating. Richardson also tallied 25 carries for 136 yards (5.4 avg.) and four touchdowns. He suffered a season-ending injury in Week 5 and was placed on the Injured Reserve list.

Following the 2022 season, Ballard and his staff embarked on an in-depth coaching search that ended with former Philadelphia Eagles Offensive Coordinator Shane Steichen. Steichen brought 13 seasons of coaching experience and helped lead the Eagles to an NFC Championship and Super Bowl appearance as their offensive coordinator.

In 2021, the Colts narrowly missed the postseason, but the team recorded top 10 finishes in points per game (26.5), rushing offense (149.4 yards per game) and defensive takeaways (33). Running back Jonathan Taylor, a 2020 second round draft choice, became the first Colts player to lead the NFL in rushing (1,811 yards) since Edgerrin James in 2000. Indianapolis tied for first in the NFL with five Associated Press All-Pro se-

lections and led the league with seven players named to the Pro Bowl.

During the 2020 season, Indianapolis made an AFC Wild Card appearance following an 11-5 regular season record. The 11 wins were the most for the team dating back to 2014.

During 2020's COVID-19 season, the Colts won six of their last eight games to clinch the final playoff spot in the AFC. Veteran quarterback Philip Rivers, who was signed by Ballard as a free agent in the offseason, completed 369-of-543 passes for 4,169 yards and 24 touchdowns. His completion percentage (68.0) ranked eighth in the NFL and was the second-best single-season mark in franchise history. Taylor ranked third in the NFL in rushing and became just the fifth rookie in franchise history to register a 1,000-yard season. Defensively, Buckner established a single-season franchise record for the most sacks by a defensive tackle (9.5) while linebacker Shaquille Leonard ranked eighth in the NFL in total tackles despite missing two games. On special teams, safety George Odum led the NFL with 20 special teams stops while kicker Rodrigo Blankenship set a new franchise rookie record for points scored (139), field goals made (32) and extra points made (43). In total, Ballard's nine NFL draft selections in 2020 combined to play in 85 contests with 36 starts.

Since his arrival in Indianapolis, Ballard has

stressed the importance of winning the battle in the trenches. His theory held true in 2019 as the Colts finished with a top-10 rushing offense for the first time since 2001. Running back Marlon Mack became the team's first 1,000-yard rusher since 2016. That same year, Indianapolis' offensive line was the only unit in the NFL to start the same five linemen in all 16 regular season games while tying for the ninth-fewest sacks allowed. On the defensive side of the ball, Ballard signed free agent defensive end Justin Houston following eight seasons in Kansas City. Houston led the Colts with 11.0 sacks, which marked his fourth career double-digit sack season and his first since 2014. Houston also produced a streak of six consecutive games with a sack, the second-longest streak of his career. The team's 2019 draft class combined to play in 93 games.



In 2018, the Colts started the season with a 1-5 record, but won nine of their last 10 games to clinch a postseason berth. Indianapolis became the third team in NFL history to start the season with a 1-5 mark and reach the playoffs. The Colts then defeated the Houston Texans in a Wild Card contest and became the second team in league history to start 1-5 and win a playoff game. The team's success, due in part to Ballard's construction of the roster, earned him the Pro Football Writers of America Executive of the Year award.

Pivotal in the team's 2018 achievement was the 11-man NFL Draft class, which combined to play in 133 games (67 starts). The group was spearheaded by Nelson and Leonard who joined Pro Football Hall of Famers Dick Butkus and Gale Sayers (Chicago Bears, 1965) as the second pair of rookie teammates to be selected First Team All-Pro since The Associated Press started selecting All-Pro teams in 1940. Nelson was also selected to the Pro Bowl and Leonard was named the NFL's Defensive Rookie of the Year. The duo also earned All-Pro and Pro Bowl honors following the 2019 season. Ballard made a trade with the New York Jets in March of 2018 to acquire the sixth overall pick (Nelson), in addition to two second round selections and a second round pick in 2019. Starting right tackle Braden Smith was selected with the acquired 37th overall selection.

Ballard navigated the organization through a challenging 2017 campaign. Through myriad injuries, the Colts witnessed the emergence of several free agents and draft selections. The team's 53-man roster for the regular season opener featured 30 new players compared to 2016's Week 1 roster. Ballard focused primarily on the defensive side of the ball in his first draft as six of the eight players selected competed on defense. In total, seven of Ballard's picks reached the active roster and combined to play in 82 games (17 starts). One of Ballard's first roster moves in Indianapolis came in early March, when he signed tight end Jack Doyle to a contract extension. Doyle went on to have a career year as he finished with 80 receptions for 690 yards and four touchdowns en route to his first career Pro Bowl. His reception total finished as the second-most in the league among tight ends and ranked as the second-most in franchise single-season history among players at his position. Doyle again made the Pro Bowl following the 2019 campaign. Ballard made one of his best roster moves eight days prior to the regular season opener when he acquired quarterback Jacoby Brissett in a trade with the New England Patriots. Brissett started 15 games and threw for 3,098 yards and 13 touchdowns. He ranked second in the league in passing touchdowns of 60-plus yards and was part of an offense that tied for the fourth-fewest giveaways in the NFL in 2017.

Under Ballard, the Colts have witnessed eight players earn 15 first or second-team All-Pro honors and 12 players garner 24 Pro Bowl selections. Following his first year as general manager, Ballard was nominated for the Pro Football Writers of America Jack Horrigan Award, which is given

to the league or club official for his or her qualities and professional style in helping the pro football writers do their job. He was nominated again following the 2018 campaign before winning the award following the 2019 season.

Ballard came to the Colts after a four-year stint with Kansas City, where he was the director of football operations from 2015-16. He was promoted to the position after serving two seasons (2013-14) as the Chiefs director of player personnel. Ballard oversaw the college and pro scouting departments and worked directly with then-General Manager John Dorsey on player acquisition. From 2013-16, the Chiefs won 43 games (fourth-most in the NFL), made three playoff appearances, won one AFC West Division title (2016) and had 15 players named to the Pro Bowl, including at least four in each season. Inheriting a team that went 2-14 in 2012, Ballard assisted in an overhaul of Kansas City's roster in 2013. By the end of the season, there were a total of 30 new players on the 53-man squad that went 11-5 and reached the playoffs as a Wild Card contender after finishing second in the AFC West. Ballard helped the Chiefs draft four Pro Bowl players in addition to acquiring three-time Pro Bowl (2013, 2016-17) quarterback Alex Smith in free agency in 2013.

Prior to Kansas City, Ballard began his NFL career with the Chicago Bears. In 12 seasons with the Bears personnel department, under the tutelage of general manager Jerry Angelo, he served as the director of pro scouting (2012) and was the southwest area scout (2001-2011).

During Ballard's tenure in Chicago, the Bears reached the playoffs four times, won four NFC North titles (2001, 2005, 2006 and 2010) and appeared in two NFC Championship games (2006 and 2010). The Bears were victorious in the NFC Championship in 2006 and faced the Colts in Super Bowl XLI in Miami.

With the Bears, Ballard helped draft numerous Pro Bowl players, including running back Matt Forte (2008), wide receiver Johnny Knox (2009), cornerback Charles Tillman (2003), defensive tackle Tommie Harris (2004), cornerback Nathan Vasher (2004) and defensive tackle Henry Melton (2009). He also assisted in many notable acquisitions and trades, including the signings of wide receiver Brandon Marshall, guard Jermon Bushrod, tight end Martellus Bennett, linebacker D.J. Williams and linebacker James Anderson.

Before entering player personnel, Ballard spent seven seasons (1994-2000) on the coaching staff at Texas A&M-Kingsville under Head Coach and College Football Hall of Famer Ron Harms. In 2000, he served as defensive coordinator after stints as the secondary coach (1995-99) and wide receivers coach (1994). During his time with the Javelinas, Ballard helped mentor future NFL players running back Richard Jones, wide receiver Karl Williams, cornerback Floyd Young and cornerback Al Harris. Texas A&M-Kingsville also produced 1996 first-round draft pick, guard Jermane Mayberry.

Ballard played four years of collegiate football at the University of Wisconsin, part of which was under former head coach and Badgers Athletics Director Barry Alvarez. He served as a student assistant his senior year after suffering multiple knee injuries prior to graduating with a Bachelor of Arts degree in 1993.

Ballard is a native of Texas City, Texas. He and his wife, Kristin, reside with their five children in Westfield, Ind. The Ballard family is active in the community and have worked with many organizations, including Books for Youth, Hands of Hope, Habitat for Humanity, Make-A-Wish and Gleaners Food Bank. In addition, the Ballards also host the "Huddle For Hope" community ticket block at Colts home games.

CAREER EXPERIENCE:

1994	Texas A&M-Kingsville	Wide Receivers
1995-1999	Texas A&M-Kingsville	Secondary
2000	Texas A&M-Kingsville	Defensive Coordinator
2001-2011	Chicago Bears	Southwest Area Scout
2012	Chicago Bears	Director of Pro Scouting
2013-2014	Kansas City Chiefs	Director of Player Personnel
2015-2016	Kansas City Chiefs	Director of Football Operations
2017-2024	Indianapolis Colts	General Manager



PETE WARD

CHIEF OPERATING OFFICER

Pete Ward is entering his 44th season with the Indianapolis Colts in 2024. Ward was promoted to chief operating officer in 2010 after serving as the club's senior executive vice president since 2001. His duties and experiences have been wide-ranging and diverse and touch all areas of the organization. Ward began his affiliation with the Colts in 1981 as a summer and seasonal intern in the team's public relations department. Following his graduation from the University of Virginia, he was hired as the club's administrative assistant. Ward was promoted to director of operations shortly after the team's arrival in Indianapolis in March 1984. He then was named vice president of administration in 1997. In addition to general administrative management,

Ward served as the point person for the team on the design and construction of Lucas Oil Stadium. In 2012, he was named the development chair for the Indiana University Simon Comprehensive Cancer Center, a 42-person panel charged with raising money for one of the nation's leading cancer centers. In addition, he serves on the boards of USA Football, the Central Indiana Corporate Partnership and the Indianapolis Zoo. Ward also served as the team's liaison with the City of Indianapolis as it hosted its first ever Super Bowl (XLVI). Ward and his wife, Lena, have a daughter, Mady, and a son, Sam. Ward was born in New Orleans and was raised in Carmel, Calif.



DAN EMERSON

CHIEF LEGAL OFFICER

Dan Emerson has represented the Colts since March 1984, when the club moved to Indianapolis. He enters his ninth season as the team's chief legal officer after being named to the position in 2016. Prior to that, he served four years as vice president and general counsel and nine years as general counsel. For nearly 35 years, Emerson practiced law with the Indianapolis firm Bose McKinney & Evans, where he chaired the Employment Law and Sports & Entertainment Law groups and served on the firm's executive committee. After graduating from Macalester College, where he played football and baseball, Emerson attended law school at Indiana University in Bloomington. He is a member of the Sports Lawyers Association, as well as the Indianapolis, Indiana, American,

Federal, and Seventh Circuit bar associations, and is a past Chairman of both the Indiana and Indianapolis Bar Associations' Labor & Employment Law sections. Emerson is listed in *Best Lawyers in America* and is a Distinguished Fellow of the Indianapolis Bar Foundation. He also is active in various community and nonprofit organizations and served as board chair of the Indiana Repertory Theatre. Born in Wichita Falls, Texas, he resides near Indianapolis with his wife, Ginny. They have two daughters, Emily (married to Brian Ferris) and Ashley (married to Kevin Gilles), and six grandchildren, Riley Gilles, Caroline Gilles, Cameron Gilles, Reagan Ferris, Isla Ferris, and Maxwell Ferris.



DAN LUTHER

SPECIAL COUNSEL

Dan Luther enters his 22nd season as special counsel to the Colts. Luther, a partner in the Chicago-based firm of Mayer Brown LLP, has represented Colts Owner & CEO Jim Irsay in legal matters since 1988 and represented the Colts in the negotiations that led to the construction of Lucas Oil Stadium. Luther was selected by his peers for inclusion in the 24th edition of *The Best Lawyers in America* for his work in sports law and trusts and estates. He was also named the *Best Lawyers' Chicago Sports Law* "Lawyer of the Year" in both 2018 and 2020. Luther graduated magna cum laude from Georgetown University with a bachelor's degree in government and economics and a subsequent law degree. He was raised in Sayreville, N.J. Luther and his wife,

Cathy, have two adult children, Meg and Joe, and reside in River Forest, Ill.



EJ TOLENTINO

CHIEF FINANCIAL OFFICER

EJ Tolentino is entering his fourth season with the Colts as chief financial officer. He joined the Colts with 20 years of experience providing audit, risk management, strategic planning and consulting services for private and public clients and organizations. Most recently, Tolentino was a principal with CliftonLarsonAllen, where he served as leader of the firm's financial services group, as well as the Colts' outside auditor for 14 years. He previously worked as a senior associate with KPMG. A Hoosier native, Tolentino is a graduate of the Indiana University Kelley School of Business and a licensed Certified Public Accountant. Tolentino and his wife, Mandi, have two children, Olivia and Drew.



ROGER VANDERSNICK

CHIEF SALES AND MARKETING OFFICER

Roger VanDerSnick enters his eighth season as the Colts' chief sales and marketing officer. An Indiana native, VanDerSnick came to the Colts with more than 30 years of experience in the sales and marketing field. He previously was with global sports marketing agency International Management Group (IMG), where he was the chief sales and marketing officer of IMG College. In addition to driving significant sales growth, VanDerSnick developed and implemented IMG College's national sales platform, designed a regional sales management structure for 90 universities and implemented a CRM sales management system for the 325-plus person sales and marketing organization. Before IMG, he held a

variety of roles, most recently as executive vice president and chief operating officer, with International Speedway Corporation, owner and operator of 12 speedways and 100-plus motorsports events every year. VanDerSnick previously was with NASCAR, last serving as vice president of marketing, where he participated in all strategic initiatives, sponsorship sales, marketing plans, media rights negotiations, licensing and new business initiatives. He began his career at Procter & Gamble and held a number of manufacturing roles before transitioning into marketing and running a number of businesses as brand manager. VanDerSnick graduated *cum laude* with a degree in mechanical engineering from Rose-Hulman Institute of Technology, where he also earned all-conference honors on the football team. A board member of the Indianapolis Chamber of Commerce and the 500 Festival, VanDerSnick has two daughters, Megan and Nicole, and resides in Indianapolis with his wife, Dawn.


COLTS ADMINISTRATION



Matthew Boothby
Vice President of
Information Technology



Steve Campbell
Vice President of
Communications &
External Affairs



Matt Conti
Vice President of
Football
Communications



Larry Hall
Vice President of
Special Projects &
Historical Affairs



Lindsey Hammond
Vice President of
Finance



**Dave
Knickerbocker**
Vice President of
Creative, Content &
Media



Ryan Lobsiger
Vice President of
Corporate
Partnerships



Jasmine Park
Vice President of
People, Culture &
Inclusion



**Stephanie
Pemberton**
Vice President of
Marketing



Charlie Sungho Shin
Vice President of
Analytics & Digital
Innovation



Jim Van Dam
Vice President of Ticket
Sales & Service

QUENTON NELSON
GUARD



SHANE STEICHEN



HEAD COACH

JOINED COLTS: 2023
COACHING EXPERIENCE: 18TH YEAR
COLLEGE: UNLV
HOMETOWN: SACRAMENTO, CALIF.

Shane Steichen was hired as head coach of the Indianapolis Colts on February 14, 2023. He has 17 years of coaching experience, including the last 13 seasons in the NFL.

In his first year in Indianapolis, Steichen guided the team to a winning record, finishing the season 9-8. The Colts ranked in the top 10 in the NFL in points per game (23.3 – tied-10th) and rushing yards per game (121.1 – 10th). Indianapolis had four players selected to the Pro Bowl, including defensive tackle DeForest Buckner (third selection), center Ryan Kelly (fourth selection), quarterback Gardner Minshew II (first selection) and guard Quenton Nelson (sixth selection). Wide receiver Michael Pittman Jr. tallied single-season career highs in receptions (109) and receiving yards (1,152) while also adding four touchdowns. He ranked fifth in the NFL in receptions and became the fourth Colts player all-time to have at least 100 receptions and 1,000 receiving yards in a season (Dallas Clark, Marvin Harrison and Reggie Wayne). Steichen worked with rookie quarterback Anthony Richardson, who started all four games he saw action in and completed 50-of-84 passes for 577 yards with three touchdowns and one interception for an 87.3 passer rating. He also added 25 carries for 136 yards and four touchdowns. After losing Richardson to a season-ending injury in Week 5, Minshew II took over the starting role. Minshew II completed 305-of-490 passes for a single-season career-high 3,305 yards with 15 touchdowns and nine interceptions for an 84.6 passer rating. He also registered 34 carries for 100 yards and three touchdowns.

Steichen also worked with a Colts defense that ranked fifth in the NFL in tackles for loss (94.0) and sacks (51.0), while finishing tied for fifth in forced fumbles (17.0) in 2023. Indianapolis also ranked fourth in opponent negative play yards (-512). The Colts had four players record at least 8.0 sacks in 2023, including Buckner, defensive end Samson Ebukam, defensive end Dayo Odeyingbo and defensive end Kwity Paye. They were the only team in the NFL to have four-such players last season. Indianapolis' 51.0 sacks were the

most by the Colts in the Indianapolis era (since 1984). Franklin registered 179 tackles (107 solo), 3.0 tackles for loss, 1.5 sacks, six passes defended and two forced fumbles. He established the single-season franchise record for tackles in each of the last two seasons (179 in 2023; 166 in 2022).

Steichen served as the offensive coordinator of the Philadelphia Eagles from 2021-22 and helped the team reach Super Bowl LVIII in 2022.

During his two seasons as offensive coordinator, Steichen coordinated an offense that ranked first in the NFL in rushing yards per game (153.6), rushing yards (5,224) and rushing touchdowns (57) over that time frame. Philadelphia also ranked tied for first in fewest interceptions (19) and third in fourth down conversion percentage (58.9 percent). Additionally, the Eagles offense set new single-season franchise records in third down conversion percentage in back-to-back seasons.



In 2022, he guided a Philadelphia offense that finished in the top 10 in numerous categories, including yards per game (389.1 – third), points per game (28.1 – third), rushing yards per game (147.6 – fifth), passing yards per game (241.5 – ninth), fewest turnovers (19 – tied-fifth), first downs per game (22.6 – third), third down percentage (franchise-record 46.0 percent – fourth), fourth down percentage (68.8 percent – fourth), red zone percentage (67.8 percent – third), goal to go percentage (82.4 percent – fifth), points scored on their first offensive possession (62 – first) and plays of 10+ yards (253 – second). The Eagles were one of just two teams to finish in the top 10 in rushing yards per game and passing yards per game.

Steichen worked with quarterback Jalen Hurts, who set then single-season career highs in every passing category, including completions (306), passing yards (3,701), passing touchdowns (22), completion percentage (66.5) and passer rating (101.5). Hurts also had a team-high 13 rushing touchdowns. He finished fourth in the NFL in passer rating and 10th in passing yards.

Philadelphia was one of just two teams to have two 1,000-yard receivers (A.J. Brown and DeVonta Smith) as well as a 1,000-yard rusher (Miles Sanders). In his first season with Philadelphia, Brown tallied 88 receptions for a single-season career-high 1,496 receiving yards, while tying his single-season career high in receiving touchdowns (11). Smith also had a career year as he caught 95 passes for 1,196 yards and seven touchdowns (all single-season career highs). Brown (fourth) and Smith (ninth) each ranked in the top 10 in receiving yards and Brown tied for third in receiving touchdowns. Sanders finished fifth in the league in rushing after registering 259 carries for 1,269 yards (4.9 avg.) and 11 touchdowns (all single-season career highs).

The Eagles led the NFL with eight total Pro Bowl selections in 2022, which included six on offense in Brown, Landon Dickerson, Hurts, Lane Johnson, Jason Kelce and Sanders. Additionally, Johnson (First Team), Kelce (First Team), Brown (Second Team) and Hurts (Second Team) each earned Associated Press All-Pro honors.

In his first season in Philadelphia, Steichen orchestrated the NFL's most productive rushing offense, as the Eagles led the league with a franchise-record 2,715 rushing yards. Philadelphia ranked fourth in third down percentage (then-team-record 45.7 percent), eighth in red zone percentage (62.3 percent) and fifth in fewest turnovers (16).

In 2021, Steichen was instrumental in the development of Hurts, who completed 265-of-432 passes for 3,144 yards with 16 touchdowns and nine interceptions for an 87.2 passer rating in his



first season as a starter. Hurts also registered 784 rushing yards and 10 touchdowns. He became just the eighth quarterback in NFL history to register 3,000 passing yards and 750 rushing yards in a season. Hurts also became the youngest Eagles quarterback to ever start in a playoff game.

Smith, whom the team selected with the 10th overall pick of the 2021 NFL Draft, registered 64 receptions for 916 yards and five touchdowns. He set the franchise rookie record in receiving yards. Tight end Dallas Goedert totaled 56 receptions for 830 yards and four touchdowns. Goedert's 830 receiving yards were a single-season career high and ranked fifth in the league among tight ends. Steichen also helped Kelce (First Team) and Johnson (Second Team) each earn Associated Press All-Pro recognition. Kelce was also selected to the Pro Bowl.

Prior to Philadelphia, Steichen spent seven seasons (2014-20) with the Los Angeles/San Diego Chargers where he served as offensive coordinator (2020), interim offensive coordinator (2019), quarterbacks coach (2016-19) and offensive quality control/wide receivers (2014-15). The Chargers offense finished in the top 10 in passing yards per game in each of his seven years on the offensive staff, including the league's best in 2017.

In Steichen's first full season as the Chargers' offensive coordinator, Los Angeles finished in the top 10 in yards per game (382.1 – ninth), passing yards per game (270.6 – sixth), first downs per game (23.3 – sixth), third down percentage (44.2 percent – ninth) and fewest turnovers (16 – tied-fourth).

In 2020, Steichen worked with quarterback Justin Herbert, whom the team selected with the sixth overall pick of the 2020 NFL Draft. The 2020 Associated Press Offensive Rookie of the Year completed 396-of-595 passes for 4,336 yards with

31 touchdowns and 10 interceptions for a 98.3 passer rating. Herbert set NFL rookie records in completions and passing touchdowns, while registering the second-most passing yards by a rookie in league history (Andrew Luck – 4,374). He finished in the top 10 in the league in completions (fourth), passing yards (sixth) and passing touchdowns (10th). Additionally, wide receiver Keenan Allen caught 100 passes for 992 yards and eight touchdowns en route to Pro Bowl honors.

Steichen assumed the Chargers' offensive coordinator duties in an interim capacity for the final eight games of the 2019 season. During his tenure as play caller, the unit ranked fifth in the league in total yards per game (384.3), sixth in passing yards per game (272.1) and seventh in third down percentage (42.7 percent).

Prior to becoming offensive coordinator, Steichen was the Chargers' quarterbacks coach from 2016-19 and worked with former Colts quarterback Philip Rivers. Over those four seasons, Rivers ranked second in passing yards (17,824), fourth in completions (1,446) and fourth in touchdown passes (116). He was selected to three consecutive Pro Bowls from 2016-18.

As the league's top ranked passing offense in 2017 (276.9 yards per game), Rivers completed 360-of-575 passes for 4,515 yards with 28 touchdowns and 10 interceptions for a 96.0 passer rating. In 2016, Rivers registered the second-most passing touchdowns of his career (33) while completing 349-of-578 passes for 4,386 yards.

From 2014-15, Steichen served as an offensive quality control coach for the Chargers and worked primarily with the wide receivers. In 2015, Allen played in the first eight games of the season and caught 67 passes for 725 yards and four touchdowns before being placed on the team's season-ending Injured Reserve list. In 2014, San Diego had four players, including three wide receivers (Allen, Eddie Royal and Malcom Floyd),

IN HIS FIRST YEAR IN INDIANAPOLIS, STEICHEN GUIDED THE TEAM TO A WINNING RECORD, FINISHING THE SEASON 9-8. THE COLTS RANKED IN THE TOP 10 IN THE NFL IN POINTS PER GAME (23.3 - TIED-10TH) AND RUSHING YARDS PER GAME (121.1 - 10TH).

reach 50+ receptions for just the fourth time in team history.

In 2013, Steichen assisted the quarterbacks as an offensive quality control coach with the Cleveland Browns. Despite multiple injuries at the position, the Browns had three starting quarterbacks (Jason Campbell, Brian Hoyer and Brandon Weeden) each post 300-yard passing performances for the first time in franchise history (sixth instance in NFL history).

Steichen began his NFL career as a defensive assistant with the Chargers (2011-12) after spending one season as a full-time offensive assistant at Louisville (2010). He also served as an offensive graduate assistant (2008-09) and student graduate assistant (2007) at his alma mater, UNLV.

As a four-year letterman (2003-06) at quarterback for the Rebels, Steichen left as the school's 12th all-time leading passer with 2,755 yards and 22 touchdowns. He also registered 399 rushing yards and five touchdowns.

A native of Sacramento, Calif., Steichen earned his degree in journalism and media studies from UNLV. He attended Oak Ridge High School in El Dorado Hills, Calif., and earned area MVP honors from the Sacramento Bee after leading his squad to a conference sectional title in 2002.

Steichen and his wife, Nina, have a son, Hudson, and a daughter, Stella. Steichen's older brother, Sean, was a punter at Boise State.

COACHING CAREER

2010	Louisville	Offensive Assistant
2011-2012	San Diego Chargers	Defensive Assistant
2013	Cleveland Browns	Offensive Quality Control/ Quarterbacks
2014-2015	San Diego Chargers	Offensive Quality Control/ Wide Receivers
2016-2019	San Diego/Los Angeles Chargers	Quarterbacks
2019	Los Angeles Chargers	Interim Offensive Coordinator
2020	Los Angeles Chargers	Offensive Coordinator
2021-2022	Philadelphia Eagles	Offensive Coordinator
2023-2024	Indianapolis Colts	Head Coach

COLTS COACHING HISTORY

REGULAR SEASON AND POSTSEASON

HEAD COACH	YEARS	RECORD	ASSISTANTS
Cecil Isbell	1947-49	9-22-1	N. Campofreda; D. Edmunds; A. Hewlitt; J. Hunt; J. Taylor (1947); T. Stidman (1947-48); L. Defilippo (1948); B. Conkright; W. Driskill; M. Michalske; C. O'Rourke (1949)
*1 Walter Driskill	1949	1-7	
Clem Crowe	1950	1-11	J. Hunt; W. Millner; R. Pirro
Keith Molesworth	1953	3-9	O. Douglas; R. Richards; N. Wasyluk
Weeb Ewbank	1954-62	61-52-1	R. Murphy; J. Thomas (1954); F. Cumiskey; C. Winner (1954-62); T. Hughes (1955); F. Lauterbur (1955-56); H. Ball (1956-62); J. Bridgers; B. Shaw (1957-58); D. McCafferty; J. Sandusky (1959-62)
Don Shula	1963-69	73-26-4	G. Marchetti; J. Mutscheller; B. Pellington (1963); C. Winner (1963-65); D. McCafferty; J. Sandusky (1963-69); B. Arnsparger; D. Bielski (1964-69); C. Noll (1966-68); B. Boyd (1969)
Don McCafferty	1970-72	26-11-1	L. Rymkus (1970); D. Bielski; B. Boyd; H. Bullough; J. Idzik;
*2 John Sandusky	1972	4-5	J. Sandusky (1970-72); B. (Red) Miller (1971-72)
Howard Schnellenberger	1973-74	4-13	R. Callahan; B. Franklin; D. Voris (1973); P. McCulley; G. Sefcik; G. Young (1973-74); D. Doll; F. Lauterbur;
*3 Joe Thomas	1974	2-9	J. Smith (1974)
Ted Marchibroda	1975-79	41-36	P. McCulley; J. Smith (1975-76); F. Lauterbur (1975-77); W. Dovell (1975-78); M. Baughan; G. Boutselis (1975-79); D. Bielski; E. Khayat (1977-79); R. Hawkins (1978); J. Symank; E. Zwahlen (1979)
Mike McCormack	1980-81	9-23	D. Bielski; G. Boutselis; J. Idzik; E. Khayat; J. Symank; J. Vitt; C. Weber; R. Wietcha (1980-81); B. Boyd; C. Powers (1981)
Frank Kush	1982-84	11-28-1	B. Carson (1982); B. Valsente (1982-83); Z. Bratkowski; G. Cunningham; H. Hunter; R. Mann; R. Theder; R. Venturi; M. Westhoff (1982-84); G. Catavolos (1984)
*4 Hal Hunter	1984	0-1	
Rod Dowhower	1985-86	5-24	S. Sidwell (1985); J. Becker; G. Catavolos; G. Hill; T. Lovat; B. Matthews; C. Myers; K. Rowen; R. Venturi; T. Zupancic;
*5 Ron Meyer	1986	3-0	J. Marshall (1986)
Ron Meyer	1987-91	33-36	J. Becker; G. Hill; T. Lovat; J. Marshall; C. Myers; K. Rowen (1987-88); L. Burtnett; G. Catavolos; R. Venturi; T. Zupancic; G. Briner (1989); L. Kennan; D. Scarnecchia (1989-90); M. Jackson; B. Muir; B. Seely (1989-91); D. Ahrens; S. Croom; S. Furness (1991)
*6 Rick Venturi	1991	1-10	
Ted Marchibroda	1992-95	32-35	A. Gibbs (1992); G. Catavolos; D. Painter; F. Peay; J. Robertson; B. Seely; R. Venturi (1992-93); N. Nicolau (1992-94); R. Blackledge; G. Huey; T. Zupancic; F. Bruney (1993-95); T. Batta; G. Blache; J. Johnson; H. Kuhlmann; J. Robinson; P. Thomas; V. Tobin (1994-95); L. Infante (1995)
Lindy Infante	1996-97	12-21	F. Bruney (1996); T. Batta; G. Blache; R. Blackledge; C. Bresnahan; C. Davis; B. Geis; G. Huey; J. Johnson; H. Kuhlmann; J. Robinson; P. Thomas; T. Zupancic; J. Robertson (1997)
Jim Mora	1998-01	32-34	G. Blache; R. Tillman; T. Zupancic (1998); B. Arians (1998-00); G. Catavolos; G. Huey; T. Marciano; T. Moore; H. Mudd; M. Murphy; J. Norvell; J. Pagano; K. Spencer; J. Torine (1998-01); V. Fangio; T. Grantham (1999-01); R. Howell (2000-01); J. Hufnagel (2001)

Tony Dungy	2002-08	92-33	C. Foerster (2002-03); D. Reynolds (2002-06); J. Caldwell; C. Christensen; R. Howell; G. Huey; R. Meeks; T. Moore; H. Mudd; M. Murphy; R. Purnell; J. Teerlinck; R. Thomas; J. Torine; A. Williams (2002-07); P. Metzelaars (2004-08); L. Frazier (2005-06); R. Perry; B. Teerlinck; C. Woods (2007-08); F. Reich (2008)
Jim Caldwell	2009-11	28-24	H. Mudd (2009); G. Huey; T. Moore (2009-10); C. Christensen; L. Coyer; R. Howell; P. Metzelaars; M. Murphy; R. Perry; F. Reich; R. Rychleski; B. Teerlinck; J. Teerlinck; R. Thomas; J. Torine; A. Williams (2009-11); J.B. Cooter; R. Prince; R. Turner (2010-11); D. Fitzsimmons; D.Walker (2011)
Chuck Pagano	2012-17	56-46	R. Anderson (2012-15); B. Arians (2012); T. Berbenich (2013-17); J. Bettcher (2012); B. Boyer (2012-15); C. Christensen (2012-15); R. Chudzinski (2014-17); M. Drayton (2016-17); G. Emanuel; J. FitzGerald (2012-15); J. Gilbert; M. Gillhmer (2012-15); F. Giufre; H. Goodwin (2012); P. Hamilton (2013-15); J. Herrmann (2016-17); J. Hostler (2015-17); R. Howell; L. Hull (2016); H. Hunter (2013-15); D. Krein (2016-17); S. Lal (2017); M. Maalouf (2012); G. Manusky (2012-15); R. Marandino (2012-15); R. Mathis (2017); T. McMahon (2013-17); T. Monachino (2016-17); J. Philbin (2016-17); R. Podell (2017); J. Popovich (2017); A. Roberts (2012-15); B. Schottenheimer (2016-17); J. Singleton (2016-17); S. Terlecky (2016-17); D. Walker (2012-14); B. White; C. Williams (2012-15); G. Williams (2016-17)
*7 Bruce Arians	2012	9-3 (Wins credited to Pagano)	
Frank Reich	2018-22	40-33-1	K. Adams (2019-22); B. Baker (2020-21); D. Borgonzi (2018-21); T. Boyles (2020-22); G. Bradley (2022); M. Brady (2018-22); B. Bratton (2022); D. DeGuglielmo (2018); M. Eberflus (2018-21); Z. Fakes (2019-22); P. Frazier; J. Fox (2022); J. Gannon (2018-20); M. Groh (2020-21); J. Hastings (2021-22); R. Howell; B. Johnson (2018); J. Johnson (2019-21); R. Jones; C. June (2022); S. Khyam (2022); N. Landry (2021); T. Manning (2018); R. Mathis (2018); K. Mawae (2021-22); D. McKenney; J. Michael (2019-20); S. Milanovich (2021-22); R. Milus (2022); M. Mitchell (2022); S. Montgomery (2021-22); N. Ollie (2022); D. Overstreet II (2018-21); K. Patullo (2018-20); M. Phair (2018-19); R. Podell (2018-20); M. Raich (2020-22); T. Rathman (2018-20); F. Ross (2018-20); J. Rowe (2021); N. Sirianni (2018-20); R. Smith (2022); C. Strausser (2019-22); P. Taylor (2021); G. Twyner (2018-19); B. Ventrone; R. Wayne (2022); A. Williams (2018-21)
*8 Jeff Saturday	2022	1-7	
Shane Steichen	2023	9-8	M. Blazejowski; G. Bradley; B. Bratton; J. Cooter; Z. Fakes; J. Hastings; R. Howell; T. Ingels; B. Jackson; R. Jones (2023); C. June; S. Khyam; T. Manning; B. Mason; P. McCollum (2023); D. McKenney; R. Milus; M. Mitchell (2023); N. Ollie (2023); M. Raich; D. Smith; R. Smith; T. Sparano Jr.; C. Turner; C. Watt; R. Wayne

*1 Succeeded Isbell for last eight games

*2 Succeeded McCafferty for last nine games

*3 Succeeded Schnellenberger for last 11 games

*4 Succeeded Kush for last game

*5 Succeeded Dowhower for last three games

*6 Succeeded Meyer for last 11 games

*7 Filled in for an ill Pagano for 12 games (Weeks 5-16)

*8 Succeeded Reich for last eight games



COACHING STAFF

GUS BRADLEY



DEFENSIVE COORDINATOR

JOINED COLTS: 2022
 COACHING EXPERIENCE: 35TH YEAR
 COLLEGE: NORTH DAKOTA STATE
 HOMETOWN: ZUMBROTA, MINN.

- Enters his third season as defensive coordinator for the Colts. Has 34 years of coaching experience, including the last 18 seasons in the NFL.
- In 2023, he guided a defense that ranked fifth in the NFL in tackles for loss (94.0) and sacks (51.0), while finishing tied for fifth in forced fumbles (17). The Colts set the record for the most sacks in the Indianapolis era.
- Spent one season as the defensive coordinator with the Las Vegas Raiders (2021) after four seasons in the same role with the Los Angeles Chargers (2017-20).
- From 2017-20, his defensive unit ranked in the top 10 in pass defense each season and in total defense for three consecutive seasons (2018-20).
- Prior to Los Angeles, he served as the head coach for the Jacksonville Jaguars (2013-16), the defensive coordinator for the Seattle Seahawks (2009-2012) and served in various roles with the Tampa Bay Buccaneers (2006-08).
- Preceding his NFL coaching career, he spent 12 seasons (1996-2005, 1990-91) at North Dakota State and four years at Fort Lewis College (1992-95).
- Was a safety and punter at North Dakota State from 1984-88. He helped the Bison win NCAA Division II Football Championships in 1985, 1987 and 1988, while garnering Academic All-North Central Conference honors four times.

JIM BOB COOTER



OFFENSIVE COORDINATOR

JOINED COLTS: 2023
 COACHING EXPERIENCE: 17TH YEAR
 COLLEGE: TENNESSEE
 HOMETOWN: FAYETTEVILLE, TENN.

- He rejoined the Colts in 2023 as the team's offensive coordinator after previously serving three seasons (2009-2011) as an offensive assistant in Indianapolis. He has 16 years of coaching experience, including the last 14 seasons in the NFL.
- In 2023, he worked with an offense that finished in the top 10 in the NFL in points per game (23.3 - tied-10th) and rushing yards per game (121.1 - 10th).
- Served as passing game coordinator with the Jacksonville Jaguars in 2022. The Jaguars offense finished in the top 10 in yards per game (357.4 - 10th), passing yards per game (232.9 - 10th) and fewest sacks allowed (28 - fifth).
- Prior to Jacksonville, Cooter was a coaching consultant with the Philadelphia Eagles in 2021.
- He was the running backs coach for the New York Jets for two seasons (2019-20), where he worked with former Colts running back Frank Gore.
- Prior to New York, he spent five seasons with the Detroit Lions as offensive coordinator (2015-18) and quarterbacks coach (2014-15).
- Served as an offensive assistant with the Denver Broncos for one season (2013) after working as an offensive quality control coach in 2012 with the Kansas City Chiefs.
- Began his NFL coaching career in Indianapolis as an offensive assistant from 2009-2011 and helped the team earn a Super Bowl XLIV appearance.
- A former quarterback (2002-06) at the University of Tennessee, Cooter began his coaching career at his alma mater as a graduate assistant from 2007-08.



COACHING STAFF

BRIAN MASON



SPECIAL TEAMS COORDINATOR

JOINED COLTS: 2023
COACHING EXPERIENCE: 15TH YEAR
COLLEGE: DENISON
HOMETOWN: ZIONSVILLE, IND.

- Enters his second season with the Colts as the team's special teams coordinator. He has 14 years of coaching experience.
- In 2023, he worked with kicker Matt Gay, who tallied eight field goals of 50-plus yards, which ranked second in single-season franchise history and tied for third in the NFL.
- Spent the 2022 season as Notre Dame's special teams coordinator and was named the *FootballScoop* Special Teams Coordinator of the Year after the Fighting Irish tallied seven blocked punts, which tied for first in the nation.
- Prior to Notre Dame, he spent five seasons at Cincinnati as the special teams coordinator (2018-21) and director of recruiting (2017).
- In 2021, he was a finalist for the Special Teams Coordinator of the Year by *FootballScoop* after he helped guide the team to an undefeated regular season and reach the College Football Playoff Semifinals.
- Prior to joining Cincinnati, Mason served as a graduate assistant at Ohio State (2015-16), Purdue (2013-14) and Kent State (2012).
- Attended Denison University and played running back for two seasons (2005-06) before he suffered an injury and transitioned into a student assistant role his last two years (2006-07).

MIKEY BLAZEJOWSKI



STRENGTH & CONDITIONING ASSISTANT/PERFORMANCE SCIENCE ASSOCIATE

JOINED COLTS: 2022
COACHING EXPERIENCE: 5TH YEAR
COLLEGE: SPRINGFIELD
HOMETOWN: PALMER, MASS.

- Enters his third season with the Colts and his first as strength & conditioning assistant/performance science associate in 2023.
- Previously served as a graduate assistant at his alma mater, Springfield College (2021).
- Has completed internships with the University of Tennessee (2021), Minnesota (2020), Vanderbilt (2019) and the University of Massachusetts (2018). Also briefly spent time with the DC Defenders (XFL) in 2020.
- Played long snapper at Springfield from 2017-2020.
- Graduated from Springfield with a degree in exercise science and a master's in strength and conditioning. Is CSCS, USAW and FMS certified.

BRIAN BRATTON



OFFENSIVE QUALITY CONTROL - WIDE RECEIVERS

JOINED COLTS: 2022
COACHING EXPERIENCE: 12TH YEAR
COLLEGE: FURMAN
HOMETOWN: MARTINEZ, GA.

- Enters his third season with the Colts and his second as offensive quality control coach - wide receivers. He served as Indianapolis' offensive quality control coach in 2021. Has 11 years of coaching experience.
- Spent seven seasons at his alma mater, Furman, in a variety of roles, including passing game coordinator/wide receivers coach (2021), special teams coordinator/wide receivers coach (2016-20) and wide receivers coach (2015).
- Participated in the Bill Walsh Diversity Coaching Fellowship with the Los Angeles Chargers (2019) and Baltimore Ravens (2017).
- Began his coaching career as the wide receivers coach/special teams coordinator at North Greenville University (2013-14).
- Played six seasons (2007-2012) in the Canadian Football League with the Montreal Alouettes and caught 263 passes for 3,127 yards and 23 touchdowns. Named the league's 2012 Tom Pate Award winner.



COACHING STAFF

ZANE FAKES

STRENGTH AND CONDITIONING ASSISTANT

JOINED COLTS: 2018
COACHING EXPERIENCE: 7TH
YEAR
COLLEGE: BALL STATE
HOMETOWN: PLAINFIELD, IND.



- Enters his seventh season with the Colts and his sixth as the club's strength and conditioning assistant. He assists with all aspects of sports performance and the strength and conditioning program.
- Before Indianapolis, served as a strength and conditioning graduate assistant at his alma mater, Ball State, from 2015-17.
- Played tight end for five years (2009-2013) at Ball State and totaled 130 receptions for 1,185 yards and nine touchdowns. Earned First Team All-MAC twice (2012, 2013) and Capital One First Team Academic All-America honors in 2013.

JUSTIN HAMILTON

ASSISTANT DEFENSIVE BACKS

JOINED COLTS: 2024
COACHING EXPERIENCE: 14TH
YEAR
COLLEGE: VIRGINIA TECH
HOMETOWN: CLINTWOOD, VA.



- Graduated from Ball State with a degree in exercise science and a master's in sport administration. Is CSCS, USAW and FMS certified.
- Enters his first season with the Colts as the team's assistant defensive backs coach. He comes to Indianapolis with 14 years of coaching experience, including one in the NFL.
- In 2023, Hamilton served as a defensive quality control coach with the Tennessee Titans. He assisted a Titans defense that led the NFL in lowest opponent red zone touchdown scoring percentage (37.7).
- Spent four years (2018-21) at his alma mater, Virginia Tech, in a variety of roles that included defensive coordinator/safeties coach (2020-21), safeties coach (2019) and director of player development-defense (2018).

JOE HASTINGS

SR. ASSISTANT SPECIAL TEAMS

JOINED COLTS: 2021
COACHING EXPERIENCE: 9TH
YEAR
COLLEGE: WASHBURN
HOMETOWN: WICHITA, KAN.



- Prior to Virginia Tech, Hamilton spent four seasons (2014-17) in various roles at Virginia Military Institute.
- As a player, he was selected in the seventh round (222nd overall) of the 2006 NFL Draft by the Cleveland Browns. He finished his career with nine tackles (seven solo) and seven special teams stops.
- Is in his fourth season with the Colts and his first as sr. assistant special teams. He previously served as assistant special teams coach from 2021-23.
- In 2022, the Colts led the NFL in kickoff return average (27.8) and the unit finished fifth in the NFL in average starting field position after a kickoff (24.6). Assisted a special teams unit in 2021 that was named second-best in the NFL in Rick Gosselin's annual report.
- Spent six seasons in the collegiate ranks with Mississippi (2020), Indiana State (2018-19) and Michigan (2015-17).
- Started his post-playing career working in pro personnel with the Philadelphia Eagles in 2014.

RICHARD HOWELL

SR. HEAD STRENGTH AND CONDITIONING

JOINED COLTS: 2000
COACHING EXPERIENCE: 31ST
YEAR
COLLEGE: DAVIDSON
HOMETOWN: BLADENBORO,
N.C.



- Played three seasons in the NFL with the Miami Dolphins (2013) and San Francisco 49ers (2011-13).
- Competed in 34 games at Washburn University (2005-2010) and accumulated 119 receptions for 2,033 yards and 17 touchdowns. He was inducted into the school's Athletic Hall of Fame in 2021.
- Is in his 25th season on the Colts strength staff and his first as sr. head strength and conditioning coach.
- Has worked in a variety of roles with the Colts, including head strength and conditioning (2018-23) and assistant strength and conditioning (2000-2017).
- Previously served as a graduate assistant at the University of North Carolina and was the head strength and conditioning coach for the Barcelona Dragons of NFL Europe in 1999.
- Started his coaching career as an assistant coach at his alma mater, Davidson, from 1994-98 and spent the summer of 1997 as an intern in the Carolina Panthers scouting department.



COACHING STAFF

TJ INGELS



ASSISTANT TO THE HEAD COACH

JOINED COLTS: 2023
COACHING EXPERIENCE: 12TH YEAR
COLLEGE: WISCONSIN
HOMETOWN: SHEBOYGAN, WIS.

- Prior to Pittsburgh, Ingels served as an offensive graduate assistant at North Carolina State in 2013, eventually earning the title of director of recruiting operations for the Wolfpack.
- Spent two seasons (2011-12) with the San Francisco 49ers as an equipment intern.

- Enters his second season with the Colts as assistant to the head coach. He has 10 years of football operations experience at the collegiate level.
- Prior to Indianapolis, Ingels served as the director of football operations at his alma mater, Wisconsin, for eight seasons (2015-22). He was responsible for coordinating the day-to-day operation of the Badgers football program.
- In 2014, Ingels was the director of football operations at the University of Pittsburgh, where he worked under former Wisconsin Head Coach Paul Chryst.

BRENT JACKSON




DEFENSIVE QUALITY CONTROL

JOINED COLTS: 2022
COACHING EXPERIENCE: 10TH YEAR
COLLEGE: LOUISIANA
HOMETOWN: LAFAYETTE, LA.

- Earned his master's of kinesiology in sport management from LSU (2020) and a bachelor's of kinesiology in sport management from Louisiana (2018).

- Enters his third season with the Colts and his second as defensive quality control coach. In 2022, he served as one of two inaugural Tony Dungy Diversity Coaching Fellows.
- Prior to Indianapolis, Jackson was a graduate assistant working with the defensive backs at Oregon after serving in the same role at Auburn in 2021.
- Spent two years at Illinois as a defensive analyst (2020) and graduate assistant working with the defensive backs (2019).
- Coached four seasons at his alma mater, Louisiana, as a defensive analyst (2018) and defensive student assistant (2015-17).

CATO JUNE



ASSISTANT LINEBACKERS

JOINED COLTS: 2022
COACHING EXPERIENCE: 14TH YEAR
COLLEGE: MICHIGAN
HOMETOWN: WASHINGTON, DC

- Played seven seasons in the NFL with the Bears (2009), Buccaneers (2007-08) and Colts (2003-06) and compiled 490 tackles (343 solo), 3.0 tackles for loss, 1.0 sack, 26 passes defended, 12 interceptions (two returned for touchdowns), three forced fumbles and three fumble recoveries.
- A member of Indianapolis' Super Bowl XLI championship team.
- Named AP Second Team All-Pro and a Pro Bowl selection in 2005.
- Selected by the Colts in the sixth round (198th overall) of the 2003 NFL Draft.

- Enters his third season with the Colts as assistant linebackers coach.
- He has worked with Zaire Franklin the past two seasons, who has established the single-season franchise record for tackles in each of the last two seasons (179 in 2023; 166 in 2022).
- Prior to Indianapolis, he coached at the collegiate level at Bowling Green (2021), Massachusetts (2020) and Howard (2016-19).
- Started his coaching career at the high school level at Anacostia (Washington, DC) High School (2011-14) and also served as the head coach at Charles Herbert Flowers (Md.) High School for one season (2015).



COACHING STAFF

SAM KHYM



**STRENGTH & CONDITIONING
ASSISTANT/PERFORMANCE
THERAPIST**

JOINED COLTS: 2022
COACHING EXPERIENCE: 3RD
YEAR
COLLEGE: MICHIGAN
HOMETOWN: ARDSLEY, N.Y.

- Enters his third season with the Colts and his first as strength & conditioning assistant/performance therapist. He served two seasons as the team's functional movement therapist/conditioning coach (2022-23).
- Previously worked as a summer intern for the team's sports medicine department prior to the 2021 season.
- Before Indianapolis, he completed two seasons as a graduate athletic training student with the University of Virginia football team (2020-21) where he also received his master's of science in athletic training.
- Prior to Virginia, he attended Columbia University (2017-2020) and received his Doctorate in Physical Therapy (DPT).
- Worked as a student manager with the Michigan football team (2015-2017) while earning his bachelor's degree in movement science from the School of Kinesiology.
- He is a certified physical therapist, a certified athletic trainer and a certified strength and conditioning specialist.

TOM MANNING



TIGHT ENDS

JOINED COLTS: 2023
COACHING EXPERIENCE: 19TH
YEAR
COLLEGE: MOUNT UNION
HOMETOWN: YOUNGSTOWN,
OHIO

- Rejoined the Colts in 2023 as tight ends coach after serving in the same capacity for the team in 2018. Has 18 years of coaching experience, including 15 seasons at the collegiate level.
- He is a three-time Broyles Award (nation's top assistant) semifinalist.
- Served as the offensive coordinator (2021-22), offensive coordinator/tight ends (2020) and offensive coordinator/running backs (2019) at Iowa State. The Cyclones broke the school record for total offense (444.3) in 2019 and followed it up with the second-best scoring offense (32.9) in program history in 2020.
- With Indianapolis in 2018, he led a Colts tight ends group that set a single-season franchise record with 21 touchdown receptions.
- From 2016-17, Manning was the offensive coordinator/offensive line coach at Iowa State after spending time at Toledo (2009-2010, 2012-15), Mount Union (2011) and Emory & Henry (Va.) College (2007-08).
- Began his coaching career at Massillon Jackson (Ohio) High School in 2006.
- Played collegiately at Mount Union, where he was a two-time all-conference player at left tackle.

DOUG MCKENNEY



**APPLIED SPORTS SCIENCE/
CONDITIONING**

JOINED COLTS: 2018
COACHING EXPERIENCE: 37TH
YEAR
COLLEGE: SPRINGFIELD
COLLEGE
HOMETOWN: DOVER, N.H.

- Is in his seventh season with the Colts and his fourth as applied sports science/conditioning. He has over 30 years of coaching experience in the NHL with the Buffalo Sabres, Hartford Whalers and Pittsburgh Penguins.
- Was named the first full-time head strength & conditioning coach in the NHL when he joined the Penguins in 1985.
- Served as a founding coach/sports performance specialist – strength & conditioning coach at CoachMePlus. He worked with sports performance programs across professional leagues to discuss programs and offer advice.
- In July of 1995, was named the first-ever head strength & conditioning coach of the Sabres and held that position until 2015.
- Earned a master's degree from Mississippi State and a bachelor's from Springfield College.



COACHING STAFF

RON MILUS



DEFENSIVE BACKS

JOINED COLTS: 2022
 COACHING EXPERIENCE: 34TH YEAR
 COLLEGE: WASHINGTON
 HOMETOWN: TACOMA, WASH.

- Enters his third season with the Colts as defensive backs coach. Has 33 years of coaching experience, including 24 seasons in the NFL.
- In 2023, he guided safety Julian Blackmon to a career year in which he set single-season career highs in almost every defensive category, including tackles (88), solo tackles (65), tackles for loss (5.0), passes defensed (eight), interceptions (four) and fumble recoveries (two).
- Spent the 2021 season as defensive backs coach for the Las Vegas Raiders.
- Worked for the Chargers for eight seasons coaching the defensive backs (2017-20) and secondary (2013-16).
- Prior to the Chargers, Milus worked for the Denver Broncos (2011-12, 2000-02), Carolina Panthers (2009-2010), St. Louis Rams (2006-08), New York Giants (2004-05) and Arizona Cardinals (2003).
- Started his coaching career at the collegiate level with Texas A&M (1999) and his alma mater, Washington (1991-98).

MIKE MINNIS



DIRECTOR OF SPORTS PERFORMANCE

JOINED COLTS: 2024
 COACHING EXPERIENCE: 10TH YEAR
 COLLEGE: KANSAS
 HOMETOWN: BUCKLIN, KAN.

- Enters his first season with the Colts as the team's director of sports performance.
- Spent the last eight years with the Philadelphia Eagles as director of performance nutrition/assistant strength and conditioning coach (2021-23) and coordinator of performance nutrition/assistant strength and conditioning coach (2016-20).
- In Philadelphia, Minnis planned and managed the execution of day-to-day performance nutrition initiatives, administered body composition analysis and evaluated data to enhance performance and recovery.
- Prior to the NFL, he was the director of performance nutrition at the University of Southern California in 2015, where he worked exclusively with the football program.
- Earned a bachelor's degree in dietetics (2013) and a master's degree in human nutrition and exercise science (2015) from Kansas State University. He received an undergraduate degree in business information systems (2011) from Kansas.
- He is a registered dietitian (RD) and a certified strength & conditioning specialist (CSCS).

CHARLIE PARTRIDGE



DEFENSIVE LINE


JOINED COLTS: 2024
 COACHING EXPERIENCE: 27TH YEAR
 COLLEGE: DRAKE
 HOMETOWN: PLANTATION, FLA.

- Enters his first season with the Colts as the team's defensive line coach. He comes to Indianapolis with 26 years of collegiate coaching experience.
- Served as the assistant head coach/defensive line coach at the University of Pittsburgh the past five seasons (2018-23) after adding assistant head coach to his title following the 2017 season. From 2019-22, his unit ranked in the top-five nationally in sacks.
- Twice recognized by *FootballScoop* as the National Defensive Line Coach of the Year (2020, 2022).
- Prior to returning to Pittsburgh, he was the head coach at Florida Atlantic University from 2014-16.
- Held a variety of roles at the University of Wisconsin from 2008-2012, including associate head coach/co-defensive coordinator and defensive line (2011-12) and defensive line and specialists coach (2008-2010). Coached defensive end J.J. Watt, who was a 2010 All-America selection and the winner of the Lott IMPACT Trophy.
- Served multiple roles in his first stint at Pitt, including special teams coordinator/linebackers coach (2007), special teams coordinator/defensive line coach (2006), defensive ends/special teams coach (2005) and defensive ends coach (2003-04).
- Also spent time at Arkansas (2013), Eastern Illinois (2002), Iowa State (1998-99) and his alma mater, Drake (1996-97).
- Was an NSCA All-America defensive lineman at Drake.



COACHING STAFF

MATT RAICH




SR. ASSISTANT - DEFENSIVE LINE

JOINED COLTS: 2020
COACHING EXPERIENCE: 29TH YEAR
COLLEGE: WESTMINSTER COLLEGE
HOMETOWN: MDNACA, PA.

- Enters his fifth season with the Colts and his first as sr. assistant - defensive line. He previously served as assistant defensive line coach (2021-23) and special defensive assistant/assistant defensive line coach (2019-20). Has 28 years of coaching experience and was with the St. Louis BattleHawks of the XFL in 2020.
- Has 21 years of NFL experience with Indianapolis (2019-23), Cincinnati (2018), Detroit (2014-17), Arizona (2007-2012) and Pittsburgh (2002-06).
- In 2023, he worked with a Colts' defensive line that had four different players record at least 8.0 sacks. The defense tallied the most sacks in the Indianapolis era (51.0).
- From 2014-17, the Lions defense ranked in the top 10 in the NFL in yards per game allowed and rushing yards per game allowed.
- Served as an offensive assistant with the Steelers and was a member of Pittsburgh's Super Bowl XL championship team.
- Has 10 years of collegiate coaching experience at Westminster College (1993-94), Robert Morris (1996-98, 2000-02), Glenville State (1999) and Duquesne (2013).
- Played linebacker from 1989-92 at Westminster (Pa.) College, where he finished his collegiate career as the leading tackler in school history.

DEANDRE SMITH




RUNNING BACKS

JOINED COLTS: 2023
COACHING EXPERIENCE: 25TH YEAR
COLLEGE: SOUTHWEST MISSOURI STATE
HOMETOWN: ST. LOUIS, MO.

- Enters his second season with the Colts as running backs coach. Has 24 years of coaching experience, including two seasons in the NFL.
- Spent the 2022 season as the New York Giants running backs coach and worked with Saquon Barkley, who earned his second career Pro Bowl selection after he tallied 295 carries for a single-season career-high 1,312 yards and 10 touchdowns.
- Served as the running backs coach at Texas Tech (2019-21), Utah State (2018), North Carolina (2017), Purdue (2016), Syracuse (2013-15), New Mexico (2008, 2012), Illinois (2010-11) and UNLV (2009).
- Was assistant head coach/running backs coach at Miami of Ohio (2005-07), running backs/assistant special teams coach at Northern Illinois (2001-04) and offensive coordinator/quarterbacks coach at Indiana State (1999-2000).
- As a player, Smith was a four-year letterwinner at quarterback for Southwest Missouri State.

RICHARD SMITH



LINEBACKERS/RUN GAME COORDINATOR


JOINED COLTS: 2022
COACHING EXPERIENCE: 46TH YEAR
COLLEGE: FRESNO STATE
HOMETOWN: LOS ANGELES, CALIF.

- Enters his third season with the Colts and his second as linebackers/run game coordinator. Has 45 years of coaching experience, including 36 seasons in the NFL.
- Has mentored Zaire Franklin the past two seasons, who has established the single-season franchise record for tackles in each of the last two seasons (179 in 2023; 166 in 2022).
- Has coached in the NFL in a variety of roles with the Las Vegas Raiders (2021), Los Angeles Chargers (2017-20), Atlanta Falcons (2015-16), Denver Broncos (1993-96, 2011-14), Carolina Panthers (2009-2010), Houston Texans (2006-08), Miami Dolphins (2005), Detroit Lions (2003-04), San Francisco 49ers (1997-2002) and Houston Oilers (1988-92).
- Prior to entering the NFL ranks, he coached collegiately at Arizona (1987), California (1984-86), Cal State Fullerton (1981-83) and Rio Hondo Junior College (1979-80).
- Played offensive line at Fresno State for one season (1977) after he competed at Rio Hondo for two years (1975-76).



COACHING STAFF

TONY SPARANO JR.



OFFENSIVE LINE

JOINED COLTS: 2023
COACHING EXPERIENCE: 15TH YEAR
COLLEGE: ALBANY
HOMETOWN: NEW HAVEN, CONN.

- Began his coaching career in 2010 as assistant defensive line coach for the Hartford Colonials of the United Football League.

- Enters his second season as the Colts offensive line coach. Has 14 years of coaching experience, including the last 13 seasons in the NFL.
- In 2023, Sparano Jr.'s group paved the way for Indianapolis to finish in the top 10 in the NFL in points per game (23.3 - tied-10th) and rushing yards per game (121.1 - 10th).
- Prior to New York, he served as assistant offensive line coach for the Carolina Panthers (2021) and Jacksonville Jaguars (2017-20).
- Was the tight ends coach for the Buffalo Bills for two seasons (2015-16) after spending time with the New York Jets (2012-14) and Miami Dolphins (2011).

BRENT STOCKSTILL



DEFENSIVE ASSISTANT

JOINED COLTS: 2024
COACHING EXPERIENCE: 6TH YEAR
COLLEGE: MIDDLE TENNESSEE STATE
HOMETOWN: MURFREESBORO, TENN.

- As a player, he finished as Middle Tennessee State's all-time leader in completions (1,055), passing yards (12,495) and touchdown passes (106).

- Enters his first season with the Colts as defensive assistant. He has five years of coaching experience at the collegiate level.
- Spent the last three seasons at his alma mater, Middle Tennessee State, where he served as quarterbacks coach/passing game coordinator (2022-23) and wide receivers coach (2021).
- In 2020, Stockstill was a quality control analyst at South Florida, where he worked with the offensive staff.
- Served as an offensive player personnel assistant at Florida Atlantic in 2019. The Owls averaged 35.2 points per game, which ranked 16th nationally.

ALEX TANNEY



PASSING GAME COORDINATOR

JOINED COLTS: 2024
COACHING EXPERIENCE: 13TH YEAR
COLLEGE: MONMOUTH COLLEGE (IL)
HOMETOWN: LEXINGTON, ILL.

- Prior to his coaching career, he played quarterback in the NFL for nine seasons (2012-20).
- Attended Monmouth College (IL) from 2007-2011 and set NCAA Division III career records in passing yards (14,249) and passing touchdowns (157).

- Enters his first season with the Colts as the team's passing game coordinator.
- Prior to Indianapolis, he served in a variety of roles with the Philadelphia Eagles, including quarterbacks coach (2023), assistant quarterbacks/offensive assistant (2022) and offensive quality control (2021).
- In 2022, Tanney worked with an Eagles offense that finished in the top 10 in numerous categories, including yards per game (389.1 - third), points per game (28.1 - third), rushing yards per game (147.6 - fifth) and passing yards per game (241.5 - ninth).

CAM TURNER



QUARTERBACKS

JOINED COLTS: 2023
COACHING EXPERIENCE: 15TH YEAR
COLLEGE: THE CITADEL
HOMETOWN: LIBERTYVILLE, ILL.

- Got his start in the NFL as the assistant to the head coach for the Minnesota Vikings for two seasons (2011-12).
- A former player at The Citadel (2006-09), he began his coaching career at his alma mater during the 2010 season.

- Enters his second season with the Colts as the team's quarterbacks coach. Has 14 years of coaching experience, including 11 seasons in the NFL.
- In 2022, he guided Gardner Minshew II to his first career Pro Bowl.
- Prior to Indianapolis, he worked with the Arizona Cardinals for five seasons in a variety of roles, including co-pass game coordinator/quarterbacks coach (2022), quarterbacks coach (2021), offensive assistant/assistant quarterbacks (2019-20) and offensive assistant (2018).
- Prior to Arizona, Turner spent time with the Carolina Panthers as their assistant quarterbacks coach (2017) and assistant wide receivers coach (2015-16).




COACHING STAFF

CHRIS WATT

ASSISTANT OFFENSIVE LINE

JOINED COLTS: 2023
 COACHING EXPERIENCE: 5TH YEAR
 COLLEGE: NOTRE DAME
 HOMETOWN: GLEN ELLYN, ILL.



- Enters his second season with the Colts as the team's assistant offensive line coach. Has four years of coaching experience.
- In his first season in Indianapolis, he worked with a group that paved the way for the Colts to finish in the top 10 in the NFL in points per game (23.3 – tied-10th) and rushing yards per game (121.1 – 10th).
- In 2022, he was a graduate assistant at his alma mater, Notre Dame. He worked with a Fighting Irish offense that compiled over 5,000 yards of total offense (2,457 rushing, 2,693 passing).
- Was the offensive line coach at Tulane in 2021 and helped an offensive unit produce a top-five rushing attack (1,977 yards) in the American Conference.
- He began his coaching career as a graduate assistant for the Fighting Irish in 2020, primarily helping with the offensive line.
- Selected in the third round (89th overall) of the 2014 NFL Draft by the San Diego Chargers. In two seasons, he appeared in 17 games (eight starts).

REGGIE WAYNE

WIDE RECEIVERS

JOINED COLTS: 2022
 COACHING EXPERIENCE: 3RD YEAR
 COLLEGE: MIAMI (FL)
 HOMETOWN: NEW ORLEANS, LA.




- Enters his third season with the Colts as wide receivers coach. Has two years of NFL coaching experience.
- In 2023, he guided wide receiver Michael Pittman Jr. to a career year as he tallied single-season career highs in receptions (109) and receiving yards (1,152) while also adding four touchdowns.
- Competed in 211 games (197 starts) with the Colts, which are the most games played in franchise history, and tallied 1,070 receptions for 14,345 yards and 82 touchdowns. He currently ranks 10th all-time in NFL history in receptions and receiving yards.
- Was a six-time Pro Bowl selection (2006-2010, 2012) and was an Associated Press First Team All-Pro in 2010.
- A member of Indianapolis' Super Bowl XLI championship team.
- Inducted into the Colts Ring of Honor in 2018.
- Selected by Indianapolis in the first round (30th overall) of the 2001 NFL Draft.
- Collegiately, he played at Miami (FL) and left with the program's all-time record in receptions (173).

CHARLIE GELMAN

FOOTBALL ANALYST/ GAME MANAGEMENT

JOINED COLTS: 2023
 COACHING EXPERIENCE: 7TH YEAR
 COLLEGE: DUKE
 HOMETOWN: FLOSSMOOR, ILL.



- Enters his second season with the Colts as football analyst/game manager. He has six years of coaching experience, including three in the NFL.
- Served in a variety of roles for the Baltimore Ravens, including football analyst (2022), coaching research intern (2021-22) and scouting analytics intern (2019).
- Prior to Baltimore, he worked as a student assistant coach at Duke (2018-21) and served as an advanced statistics analyst for the school's wrestling team (2017-21).
- In 2019, he served as a data science intern (football) with Big League Advance.
- Graduated cum laude with a degree in statistical science and a minor in computer science from Duke.

KENNY MOORE II
CORNERBACK





FOOTBALL OPERATIONS

ED DODDS



ASSISTANT GENERAL MANAGER

JOINED COLTS: 2017
NFL EXPERIENCE: 22ND YEAR

- With Seattle, was part of six winning seasons, five NFC West titles and 10 playoff wins in addition to two Super Bowl appearances (one win).
- Also spent time with the Raiders and his alma mater, Texas A&M-Kingsville.

- Enters his 22nd year in the NFL, his eighth season with the Colts and his seventh as assistant general manager. Prior to Indianapolis, he spent 10 seasons (2007-2016) with the Seattle Seahawks.
- In 2023, aided the Colts in the NFL Draft with the 12-man draft class, which included quarterback Anthony Richardson in the first round (fourth overall).
- Assisted a 2018 draft class, which included First Team All-Pro, Quenton Nelson (sixth overall) and Shaquille Leonard (36th overall).
- Served as Seattle's senior personnel executive and was responsible for evaluating both college and pro talent.

MOROCCO BROWN




CHIEF PERSONNEL EXECUTIVE

JOINED COLTS: 2017
NFL EXPERIENCE: 24TH YEAR

- A native of Hampton, Va. and graduated from N.C. State in 1999.

- Is in his eighth year with the Colts and his third as the team's chief personnel executive. Has 23 years of NFL experience.
- Served as the vice president of player personnel for Cleveland (2014-15) following his role as director of player personnel for Washington (2008-2013) and director of pro personnel for Chicago (2001-07).
- Was an assistant scout for Washington in 2000 and originally entered the NFL in the spring of 2000 as a scouting intern with the Colts.
- Was a four-year letterman at North Carolina State and led the Wolfpack in tackles for three straight seasons, twice earning All-ACC honorable mention recognition.

MIKE BLUEM




DIRECTOR OF FOOTBALL ADMINISTRATION

JOINED COLTS: 2012
NFL EXPERIENCE: 30TH YEAR

- Earned his bachelor's degree in sports management from Liberty University.

- Enters his 13th season with the Colts as the team's director of football administration and his 30th year in the NFL.
- Primary responsibilities include negotiating player contracts, managing the salary cap and player budgets, keeping the club in compliance with the Collective Bargaining Agreement and NFL player personnel rules.
- Spent 17 seasons with the Broncos beginning in 1995 as a college scouting assistant. Served in that capacity during Denver's back-to-back championships in Super Bowl XXXII and Super Bowl XXXIII.
- Served as a member of the NFL Management Council Club Services Committee from 2004-2014 and was invited to the 2014 NFL Career Development Symposium.

KEVIN ROGERS



DIRECTOR OF PLAYER PERSONNEL

JOINED COLTS: 2001
NFL EXPERIENCE: 24TH YEAR


- His father, Kevin Rogers Sr., has nearly 30 years of coaching experience at both the college and pro level and coached Brett Favre.

- Enters his 24th season with the Colts and his fifth as director of player personnel. He previously served as director of pro personnel (2014-19) and associate director of pro personnel (2010-13).
- Initially joined the Colts as an operations intern during the team's 2001 training camp. Was a scouting assistant from 2001-05 and a pro scout from 2006-09. Was part of two Super Bowl teams as a pro scout, including the Colts' Super Bowl XLI championship.
- Graduated from Villanova University in 2001 with a bachelor's degree in finance and was a quarterback on the Wildcats football team.



FOOTBALL OPERATIONS

JON SHAW



DIRECTOR OF PRO SCOUTING

JOINED COLTS: 2006
NFL EXPERIENCE: 19TH YEAR

- Enters his 19th season with the Colts and his fifth as director of pro scouting after spending two seasons as assistant director of pro scouting (2018-19). In his role, he analyzes talent from other NFL rosters and practice squads as well as scouts future opponents.
- Spent six seasons (2011-17) as the Colts' pro scout/special projects following six years (2006-2011) as the team's scouting assistant. In 2011, he also served as a defensive assistant along with his scouting responsibilities.
- In 2006, earned his start with the team as the football operations intern.
- Was a four-year starter at defensive back for St. Lawrence University, lettered in lacrosse and graduated with a major in biology and a minor in sport studies.

MATT TERPENING



DIRECTOR OF COLLEGE SCOUTING

JOINED COLTS: 1998
NFL EXPERIENCE: 27TH YEAR

- Is in his 27th season in the Colts scouting department and his third as the team's director of college scouting.
- Spent six seasons (2016-21) as the team's assistant director of college scouting.
- Graduated from Xavier University in 1998 with a bachelor's degree in sports management and was a member of the Xavier basketball team that reached the NCAA tournament in 1997 and 1998. The Musketeers also captured the Atlantic-10 Conference Tournament championship in 1998.
- Was a ball boy for the Colts in high school and served as a summer intern in the team's public relations office in 1997. His father, Bob, is a former Colts executive vice president.

JAMIE MOORE



ASSISTANT DIRECTOR OF COLLEGE SCOUTING

JOINED COLTS: 2006
NFL EXPERIENCE: 19TH YEAR

- Is in his 19th season in the Colts scouting department and his third as assistant director of college scouting.
- Spent 13 seasons (2009-21) as an area scout with a focus on the Southeast region.
- Served as a Colts scouting assistant from 2006-08.
- Previously spent time as a recruiting assistant at Ball State from 2004-05.
- Was a football operations/player personnel intern with the Buffalo Bills in the summer of 2005.
- Was a defensive back at Tiffin University where he graduated with a bachelor's degree in sport management.

JOEY ELLIOTT



ASSISTANT DIRECTOR OF PRO SCOUTING

JOINED COLTS: 2017
NFL EXPERIENCE: 9TH YEAR

- Enters his ninth season with the Colts and his first as assistant director of pro scouting. He previously served as a pro scout for eight years (2016-23).
- He works daily with the pro personnel department to manage the current roster, weekly workouts and advance scout opponents. In addition to his pro responsibilities, he scouts and fosters relationships with the Canadian Football League.
- Spent six seasons in the CFL as a scout (2015) and player (2010-14). In 2015, served as the eastern scout for the Ottawa RedBlacks and covered the Big Ten, MAC and SEC conferences.
- Played five seasons as a quarterback with the RedBlacks (2014), BC Lions (2013) and Winnipeg Blue Bombers (2010-12). Also spent time with the Philadelphia Eagles during the 2010 offseason.
- Played collegiately at Purdue (2005-09) and was a team co-captain in 2009.



FOOTBALL OPERATIONS

TODD VASVARI




SENIOR PLAYER PERSONNEL SCOUT

JOINED COLTS: 1998
NFL EXPERIENCE: 30TH YEAR

- Played tight end and earned a bachelor's degree in economics from Bloomsburg University in 1991.

- Enters his 27th season with the Colts and his ninth as the club's senior player personnel scout. From 2012-15, he served as the team's assistant director of college scouting.
- Served as Indianapolis' eastern regional scout from 2006-2011 following a stint as an area scout. Also worked as an area scout with the Carolina Panthers (1995-97) prior to joining the Colts.
- Worked three training camps (1989-1991) as an equipment assistant with Buffalo and then worked as a substitute teacher and assistant football coach at his alma mater, Phillipsburg (N.J.) High School, from 1992-94.

ANTHONY COUGHLAN



AREA SCOUT

JOINED COLTS: 2017
NFL EXPERIENCE: 8TH YEAR

- Is active with the charitable organization Homeboys Foundation.

- Is in his eighth season with the Colts and his fifth as an area scout with a focus on the Southwest region. He previously spent two years as the team's college scouting coordinator after joining Indianapolis as a player personnel assistant in 2017.
- Prior to his role with the Colts, he worked as a recruiting assistant at Ohio State for the 2016 season.
- In 2015, served as a public relations intern for the Kansas City Chiefs after graduating from Ohio State with a degree in strategic communication.
- As an undergraduate student, worked as a student manager for the football program for one season and as a cornerbacks and special teams intern for two seasons.

CHAD HENRY




AREA SCOUT

JOINED COLTS: 2016
NFL EXPERIENCE: 28TH YEAR

- Is active with the charitable organization Homeboys Foundation.

- Enters his ninth season with the Colts as an area scout after spending 21 years in various college scouting roles with the Detroit Lions.
- In May of 1996, received his bachelor's degree from Indiana University of Pennsylvania in English and completed his master's work in labor and industrial relations from the same school in May 1998.
- Was an undergraduate assistant coach at IUP upon transferring there in the spring of 1994.
- Although side effects from a bout with cancer during high school ended his promising playing career prematurely, he continued in football as a student assistant at Penn State from 1991-93.

TYLER HUGHES



AREA SCOUT

JOINED COLTS: 2015
NFL EXPERIENCE: 10TH YEAR

- Enters his 10th season with the Colts and his sixth as an area scout.
- Previously served as the team's NFS Scout from 2017-18.
- From 2015-16, he was a personnel assistant for the team.
- Graduated from SUNY Cortland with a degree in sport management. He was a member of the Red Dragons football team for three years playing quarterback.



FOOTBALL OPERATIONS

MIKE LACY



AREA SCOUT

JOINED COLTS: 2016
NFL EXPERIENCE: 9TH YEAR

- Spent time working as a player personnel assistant for the Arena Football League's Philadelphia Soul while finishing his sport management degree from SUNY Cortland in the spring of 2015.

- Is in his ninth season with the Colts and his third as an area scout. Also served as a NFS scout (2019-21), player personnel scout (2018), scouting assistant (2016-17) and summer operations intern (2015).
- Served as the team's National Football Scouting representative at the annual NFL Scouting Combine and focused on timing, testing and grading players within the states of Indiana, Ohio and Michigan.
- Prior to the Colts, spent one season as the quarterbacks and wide receivers coach at Greece Arcadia High School in Rochester, N.Y.

CHRIS McGAHA




AREA SCOUT

JOINED COLTS: 2010
NFL EXPERIENCE: 15TH YEAR

- Enters his 15th year with the Colts and his eighth as an area scout with a focus on the West Coast.
- From 2015-16, served as the team's National Football Scouting representative at the annual NFL Scouting Combine.
- Spent two seasons (2013-14) as a personnel assistant following one year (2012) as assistant to the general counsel and director of football administration.
- Began his career as a marketing intern with the organization from 2010-11.
- Graduated from Indiana University with a bachelor's degree in sport marketing and management. Also graduated from law school at Indiana University in Indianapolis.

KASIA OMILIAN




NFS SCOUT

JOINED COLTS: 2019
NFL EXPERIENCE: 6TH YEAR

- Earned a bachelor's degree in business with a minor in law, societies and justice.
- A native of Atlanta, Ga.

- Enters her sixth season with the Colts and her third as NFS scout. She is the first female to hold the role in National Football Scouting history.
- Serves as the team's National Football Scouting representative at the annual NFL Scouting Combine and focuses on timing, testing and grading players within the states of Indiana, Ohio and Michigan.
- Worked as a scouting assistant for the 2021 season.
- Got her start with the Colts in 2019 as a football operations intern supporting the team's offseason program.
- Served as a football recruiting assistant for four seasons (2016-19) while attending the University of Washington.

MITCH CHESTER



COLLEGE SCOUTING COORDINATOR

JOINED COLTS: 2018
NFL EXPERIENCE: 7TH YEAR

- Graduated with a bachelor's degree in mathematics and a minor in coaching and earned a master's degree in general education.

- Enters his seventh season with the Colts and his fifth as college scouting coordinator. He spent two years (2018-19) as the team's football operations assistant.
- Was a football operations intern for the Colts during the 2017 offseason and a remote game charter for the Cleveland Browns from 2015-17.
- Coached Division III football at St. Norbert College, Carroll University and the University of Wisconsin - Stevens Point.
- Played defensive end for the University of Wisconsin - Stevens Point from 2010-2013 and was a co-captain his senior season.



FOOTBALL OPERATIONS

BOYD JACKSON



PRO PERSONNEL ASSISTANT

JOINED COLTS: 2017
NFL EXPERIENCE: 8TH YEAR

- Enters his eighth season with the Colts as the team's pro personnel assistant.
- Prior to his current role, he worked in the NFL licensing and distribution business for All-Sport, an apparel company located in Zionsville, Ind.
- Graduated with a degree in general studies from Indiana University in 2009.
- A native of Angola, Ind.

ANDREW HOYLE



PLAYER PERSONNEL SCOUT

JOINED COLTS: 2018
NFL EXPERIENCE: 7TH YEAR

- Enters his seventh season with the Colts and his second as player personnel scout.
- Joined the Colts in 2018 as an equipment intern, prior to serving as an operations intern for 2019 training camp, and a sports science intern for the 2019 season.
- Served as a student equipment manager at Florida State in addition to an athletics business office assistant.
- Earned his bachelor's degree in business finance and sports management and his master's degree in sport management at Florida State.
- A native of Bradenton, Fla.

NICK BAYH



STRATEGIC FOOTBALL ANALYST

JOINED COLTS: 2022
NFL EXPERIENCE: 3RD YEAR

- Enters his third season with the Colts and his second as strategic football analyst.
- Completed a year of training to join the Army Reserves as a military intelligence second lieutenant.
- Worked as a business analyst for McKinsey & Company.
- Graduated from Harvard in 2018 with a degree in economics and from Harvard Business School in 2022 with an MBA.
- A native of Indianapolis and grew up in Washington D.C.

TANNER CHASTAIN



SCOUTING ASSISTANT

JOINED COLTS: 2023
NFL EXPERIENCE: 2ND YEAR

- Enters his second season with the Colts as scouting assistant.
- Previously worked in player personnel for one season at Auburn (2022).
- Prior to Auburn, he served as a scouting assistant with the Senior Bowl from 2019-22.
- Played linebacker for four seasons at West Alabama (2015-18).
- Graduated from West Alabama with a bachelor's degree in sports management.

GREGORY LIVERPOOL III



SCOUTING ASSISTANT


JOINED COLTS: 2023
NFL EXPERIENCE: 2ND YEAR

- Enters his second season with the Colts as scouting assistant.
- He previously worked as a training camp operations intern (2021, 2022).
- Served as a football intern at Coastal Carolina for four seasons (2019-22) and assisted with recruiting, player personnel and coaches film.
- Majored in sports management at Coastal Carolina.



FOOTBALL OPERATIONS

JOE FONDEROLI




VICE PRESIDENT OF OPERATIONS

JOINED COLTS: 2005
NFL EXPERIENCE: 19TH YEAR

- Enters his 19th season with the Colts and his second as vice president of operations.
- Most recently was the team's senior director of events and operations (2018-22).
- Previously served as director of events (2015-17), director of special events (2013-14), marketing manager (2010-13) and marketing assistant (2006-2010).
- Began his career as a marketing seasonal intern in 2005.
- Graduated from Ball State with a degree in sports administration.
- A native of Cicero, Ind.

DAVID THORNTON



VICE PRESIDENT OF TEAM ENGAGEMENT

JOINED COLTS: 2012
NFL EXPERIENCE: 22ND YEAR

- Is in his 13th season with the Colts and his second as vice president of team engagement. He previously spent 11 seasons as director of player engagement.
- Responsible for the personal and professional growth of each player during and beyond their NFL experience. He tailors specific programs involving professional development, career exposure, financial education and higher learning for members of the Colts.
- Serves as the liaison between the team, club personnel and external resources. He provides evaluations for prospective college and professional players as well as assisting with game day operations.
- Played nine years in the NFL with the Colts and Titans. Was Indianapolis' Walter Payton Man of the Year on two occasions.

MELAINÉY LOWE



DIRECTOR OF FOOTBALL OPERATIONS

JOINED COLTS: 2021
NFL EXPERIENCE: 4TH YEAR

- Enters her fourth season with the Colts and her second as director of football operations. She was the team's football operations assistant in 2022.
- In 2021, she served as a football operations intern and assisted in planning and executing all team and personnel logistics.
- Prior to Indianapolis, she served as a football equipment manager at the University of Notre Dame (2018-2020) working exclusively with wide receivers and tight ends. Lowe spent the 2020-21 season overseeing the equipment manager program and assisted the Irish's defensive staff.
- Earned a bachelor's degree in business administration from Saint Mary's College.

GREG STAREK



DIRECTOR OF FOOTBALL ANALYTICS

JOINED COLTS: 2023
NFL EXPERIENCE: 3RD YEAR

- Enters his second season with the Colts as director of football analytics.
- In 2022, he served as a senior performance analyst for the San Francisco 49ers.
- Prior to the NFL, he was a senior data scientist for the San Francisco Giants for four years (2019-22).
- From 2016-19, Starek was a senior data scientist at Ezoic.
- From 2010-12, he served as head coach and offensive coordinator for the Basel Meanmachine in Basel, Switzerland. Starek helped lead the team to a national championship in his first season.
- Holds a Ph.D. in biophysics (*cum laude*) and a master's degree in molecular biology from the University of Basel (Switzerland). He earned his bachelor's degree in biology from UCLA.



FOOTBALL OPERATIONS

DEBBIE FINN




ASSISTANT TO THE GENERAL MANAGER

JOINED COLTS: 1994
NFL EXPERIENCE: 31ST YEAR

- Enters her 31st season with the Colts and her seventh as assistant to the general manager.
- In her current role, she prepares scouting materials, coordinates football operations credentials and assists the general manager with administrative duties.
- She has previously held titles with the organization as assistant to the head coach (2017-18) and assistant to the vice president of football operations (1994-2017).
- Finn graduated from Anderson University with a bachelor's degree in elementary education.
- She has three kids, Brooke, Steve and Abby, and currently resides with her husband, Guy.

LEIGH HULLETT



TEAM DIETITIAN

JOINED COLTS: 2022
NFL EXPERIENCE: 3RD YEAR

- Enters her third season with the Colts as the team's dietitian.
- Before Indianapolis, she most recently was the director of sports nutrition at Notre Dame.
- Also served at Notre Dame as the associate director of sports nutrition (2021-22), co-director of sports nutrition, interim (2021), sports nutrition associate (2018-21) and sports nutrition intern (2018).
- Earned a bachelor's degree in applied health science, dietetics from Indiana.
- Graduated from Brebeuf Jesuit Preparatory School in Indianapolis.

CONNER HALLINAN



FOOTBALL OPERATIONS ASSISTANT

JOINED COLTS: 2023
NFL EXPERIENCE: 5TH YEAR

- Enters his second season with the Colts and his first as football operations assistant. He previously served as the team's football operations intern in 2023.
- In his role, he coordinates all travel for player workouts, free agency, the offseason program and training camp. Hallinan also assists the director of football operations with road game logistics.
- Prior to Indianapolis, he worked in a variety of roles with the Minnesota Vikings, including equipment associate (2022), COVID-19 protocol coordinator/team operations associate (2020-21) and training camp operations intern (2018-19).

- Attended the University of Minnesota and majored in marketing and sports management.

RYAN KELLY
CENTER





COLTS STAFF



Chris Albright
Creative Director of
Graphic Design



Zane Ali
Account Executive



Sherard Allen
Digital Marketing &
Media Manager



**Thurman
Alvey, DO**
Physician



Chris Anderson
Facilities Manager



Caleb Bailey
Director of Events



Zack Baker
Creative Director
Game Presentation &
Motion Graphics



Erin Barill
Director of Sports
Medicine



Hayden Barnack
Senior Manager of
Marketing



Brad Beery
Senior Corporate
Partnership
Executive



Hayden Birkey
Account Executive



Blue
Team Mascot



Matt Bowen
Photographic
Services Creative
Director



Ashlyn Braley
Events Coordinator



Bill Brooks
Colts Ambassador



Chris Buckley
Senior Broadcast
Engineer



Brian Buening
Assistant Athletic
Trainer



Colin Burns
Senior Events
Coordinator



Mario Buscemi
Staff Accountant



Blake Carnall
Senior Manager of
Ticket Sales



Lindsay Catavolos
Director of
Partnership
Marketing



Darrell Chandler
Grounds and
Maintenance



**Heather
Chaykowski**
Executive Assistant
to the Owner



Bryce Chretien
Football
Development
Coordinator



Hayden Clark
Football
Communications
Coordinator



Sean Click
Turf & Grounds
Assistant



Jon Codalata
Director of Business
Solutions



Eric Cole
Corporate
Partnership
Executive



Kevin Connors
Broadcast & Studio
Producer



Caroline Conrad
Membership
Services Manager



COLTS STAFF



Andy Cooper
Director of Facilities



Stewart Cramer
Video Director



Bret Cranston
Manager of
Consumer Sales



Michael Cruz
Data Scientist



Sarah Dan
Senior People &
Culture Analyst



Drew Davidson
Director of Colts
Production



Kyle Davis
Head Athletic
Trainer



Amber Derrow
Senior Director of
Content Strategy and
Operations



Isabel Diaz
Harriet P.
Irsay Fellow



Danny Dowell
Football Systems
Developer



Kris Dye
House Manager



Kyle Earnst
Senior IT
Support Analyst



Christian Edwards
Director of Football
Communications



Bobby Ezenwelu
IT Support Analyst



Alex Fabert
Graphic Designer



Mark Feeser
Executive Assistant



Mike Fries
Security Specialist



Billy Furman
Video Assistant



Stephen Galvan
Assistant Athletic
Trainer



Nathan Gardner
Broadcast Engineer



Jordan Gawarecki
Partnership
Marketing Manager



Justin Gentile
Senior Director of
Premium Sales and
Service



Hannah Glaser
Suite Sales
Manager



Troy Glendenning
Director of Grounds



Jeffrey Gorman
Media Specialist



Chris Grecco
Director of CRM &
Fan Insights



Colleen Gudeman
Partnership
Marketing Manager



Ben Guerrero
Director of
International



Dave Hammer
Senior Head
Athletic Trainer



Conner Handel
Lead Creative
Producer



COLTS STAFF



Cal Handelman
Director of
Administration



Edward Hayes
Gridiron Hall
Senior Coordinator



Brian Healey
Senior Corporate
Partnership
Executive



Blake Heitman
Partnership
Marketing Manager



Jody Henton
Premium Sales &
Service Manager



Brent Hollerud
Social Media
Strategy Director



Tyler Holloway
Building/Grounds
Assistant Manager



Phil Hopson
Equipment
Coordinator



Graham Howe
IT Service Manager



Jaylen Huggins
Community Impact
Coordinator



Pamela Humphrey
Communications
Coordinator/Alumni
Relations



Kalon Humphries
Tony Dungy Fellow



Lauren James
Harriet P.
Irsay Fellow



Connor Jamison
Membership
Services Manager



Katy Johnson
Club Services
Manager



DJ Jones
Complex Security



Eric Ketner
Building
Maintenance
Technician



Mark Kijowski
Group Sales
Manager



Claire Kirby
Community Impact
Manager



TJ Kocher
Account Executive



Brett Kramer
Director of Kicking
the Stigma



Shara Law
People and Culture
Manager



David Liptak
Executive Assistant



Kelsey Luce
Membership
Services Manager



Walt Lutz
Video Assistant



**G. Peter Maiers,
MD**
Head Team
Physician/
Orthopedic Surgeon



Andy Matis
Senior Manager of
Football
Development



Mike Mays
Assistant
Equipment Manager



Marcus McCray
Team Chiropractor



Tina McKnight
Payroll Manager



COLTS STAFF



Fiona McManus
Membership
Services Manager



Doug Melton
Office Assistant



Nichole Miller
Administrative
Assistant to the
Chief Legal Officer



Nicole Minor
Manager of
Hospitality &
Gridiron Hall



Bryan Mitchell
Post Production
Specialist: Motion
Graphics & Editing



Trey Mock
Mascot Program
Manager



John Moore
Security Specialist



Nick Moreland
Corporate
Partnership
Executive



Traci Morgan
Executive Assistant
to the Chief
Operating Officer



**Matt Negaard,
MD**
Physician



Diego Ortiz
Tony Dungy Fellow



Jamie Ostrom
Equipment
Coordinator



Larra Overton
Executive Producer
Colts Production/Host
& Sideline Reporter



Susie Peters
Sales Operations



Parker Phair
Football Systems
Engineer



Monte Poe
Director of Special
Projects



Dave Porter, MD
Team Physician/
Orthopedic Surgeon



Mike Prior
Football
Development
Commissioner



Steve Randall
Director of Security



Bob Parenteau
Senior Director of
Ticket Operations



**Maddie
Pattengale**
Project Manager



Laura Reckman
Senior Partnership
Marketing Manager



Austin Reed
Digital Marketing
Director



Maddy Reed
Mascot Program
Senior Coordinator



Lance Rettig, MD
Team Physician/
Orthopedic Surgeon



Mark Ritter, MD
Team Physician/
Orthopedic Surgeon



Steve Ritter, MD
Team Physician/
Orthopedic Surgeon



**Michelle
Rodriguez**
Executive Assistant



Gavin Rogers
Equipment
Coordinator



Jaci Rowland
Senior Accountant



COLTS STAFF



Jenny Ryan
Accounts Payable
Coordinator



Andy Sadtler
Director of
Community Impact



Stevie Sammons
Senior Manager of
Membership
Services



Cassidy Sampson
Senior Marketing
Coordinator



Collin Schroeder
Creative Video
Producer



Becca Schuman
Manager of Ticket
Marketing and
Events



Andy Schwartz
Senior Corporate
Partnership
Executive



Jon Scott
Football Archivist



**Mackenzie
Scovill**
Physical Therapist



Brian Seabrooks
Assistant
Equipment Manager



Brandon Seitz
Equipment
Coordinator



Jacob Sheff
Special Projects &
Historical Affairs
Manager



Dylan Sheldon
Club Services
Manager



Taylor Sidwell
Manager of Events



Shelby Simpson
Video Operations
Manager &
Gameday
Producer



Erin Smith
Cheerleading
Manager



Tyson Smith
Suite Sales
Manager



Dale Snead, MD
Team
Physician/
Orthopedic Surgeon



Doug Snelling
IT Systems
Administrator



Paul Spall
Team Security



Jamil Stafford
Assistant Director
of Ticket Operations



JJ Stankevitz
Manager of
Writing/Audio
Initiatives



John Starliper
Assistant
Video Director



Haley Stessman
CRM Business
Analyst



Trevor Stobbe
Membership
Services Manager



Leslie Stockton
Executive Assistant
to the Vice Chair/
Owner



Sean Sullivan
Director of
Equipment
Operations



Matt Taylor
Manager of Radio
Production/Voice of
Indianapolis Colts



Danny Thompson
Building/Grounds
Assistant



Jack Thompson
Director of Information
Security, Risk &
Compliance



COLTS STAFF



Kelly Tilley
Director of
Cheerleading and
Entertainment



Alex Trepes
Data Solutions
Architect



Casey Vallier
Coordinator of
Radio Production



Zeph Vonderheit
Kicking The Stigma
Coordinator



Sam Ward
Special Projects
Coordinator



**Andre
Washington**
Assistant Athletic
Trainer



Rachel Wathen
Executive
Assistant to the Vice
Chair/Owner



Grant Wayner
Graphic Designer



Erin Webster
Graphic Designer



Sean Welch
Director of
Football Information
Systems



Elizabeth White
Counselor



Cade Wilemon
Account Executive



Matt Wilkening
Lead Feature
Producer – Football



Dennis Wilkes
Complex Security



Daron Williams
Director of Digital
Media



**Maureen
Williams**
Community
Manager



Don Wilson
Account Manager,
Membership
Services



Caytee Wright
Partnership
Marketing Manager



ANTHONY RICHARDSON
QUARTERBACK

ADETOMIWA ADEBAWORE

DEFENSIVE TACKLE

(add-E-TOMMY-wah add-E-BARR-rah)

95

6-2 282 LBS

NFL EXP: 2

(2ND YEAR WITH THE COLTS)

BORN: 3/4/01



**COLLEGE:
NORTHWESTERN**

4TH-AND-SHORT

- In his first season, he saw action in 10 games and totaled four tackles (three solo), 1.0 tackle for loss, 1.5 sacks and one special teams tackle.
- Played in 41 career games (33 starts) at Northwestern (2019-22) and compiled 97 tackles (68 solo), 24.5 tackles for loss, 12.5 sacks, six passes defended and four forced fumbles.
- Honorable Mention All-Big Ten recognition in each of his last two seasons (2021-22).
- Participated in the 2023 Senior Bowl and was voted the National Team's defensive line practice player of the week.
- His younger brother (Adepoju) was a five-star recruit in the 2023 class (No. 11 overall player in the country) and committed to Oklahoma.



Selected by the Colts in the fourth round (110th overall) of the 2023 NFL Draft.



X @tomiwabawore

@tomiwabawore

ROYALTY

Adebawore is a first-generation American, born in Kansas City, Mo. His Nigerian-born parents both immigrated to the United States in the mid-1990s. His father is a prince descending from the Yoruna tribe and because of that, technically, Adetomiwa is also one himself. His grandfather is the king. They came to the United States in search of opportunity.

NFL HIGHLIGHTS

- In 2023, he saw action in 10 games and tallied four tackles (three solo), 1.0 tackle for loss and 1.5 sacks. He also recorded one special teams tackle. In Week 9 at CAR, he recorded one solo tackle, 1.0 tackle for loss and his first-career sack as well as one special teams tackle. In Week 12 vs. TB, he compiled one solo tackle and half a sack.

COLLEGE HIGHLIGHTS

- Played in 41 career games (33 starts) at Northwestern (2019-22) and compiled 97 tackles (68 solo), 24.5 tackles for loss, 12.5 sacks, six passes defended and four forced fumbles. He earned Honorable Mention All-Big Ten recognition in each of his last two seasons. Participated in the 2023 Senior Bowl and was voted the National Team's defensive line practice player of the week.
- In 2022, started all 12 games and registered 38 tackles (27 solo), 9.0 tackles for loss, 5.0 sacks, one pass defended and two forced fumbles. Led the team in sacks and forced fumbles. Registered a single-game career-high 2.0 sacks vs. Maryland. Also added three solo tackles, 2.0 tackles for loss and one forced fumble. Tied his single-game career high with seven tackles (five solo) against Duke. Also registered 1.0 tackle for loss and a sack-forced fumble.
- Started all 12 games in 2021 and finished with 36 tackles (25 solo), 8.5 tackles for loss, 4.5 sacks, three passes defended and two forced fumbles. Led the team in tackles for loss, sacks and forced fumbles. Against Rutgers, he registered his first-career forced fumble and 4.0 tackles for loss, the highest single-game total by a NU player since 2018. Also added seven solo tackles and 1.0 sack. Recorded three solo tackles, 1.0 tackle for loss and 1.0 sack in a win over Ohio. Tallied three tackles (two solo), 1.5 tackles for loss, 1.5 sacks and one forced fumble in a win over Indiana State.
- In 2020, started all nine games and tallied 17 tackles (11 solo), 6.0 tackles for loss, 2.0 sacks and two passes defended. Had one solo tackle, 1.0 tackle for loss and one pass defended in the Big Ten Championship Game against Ohio State. Registered three tackles (two solo) against Purdue. Against Nebraska, he compiled four tackles (three solo), 1.5 tackles for loss and 1.0 sack.
- As a true freshman in 2019, appeared in eight games and recorded six tackles (five solo), 1.0 tackle for loss and 1.0 sack. In his first start against Indiana, registered two solo tackles, 1.0 tackle for loss and 1.0 sack.

PERSONAL

- Four-year letterman at Kansas City North High School.
- Three-star prospect who was the 23rd-ranked player in Kansas by *247Sports*.
- Earned Kansas Class 5 First Team All-State honors as a senior.
- Garnered numerous honors, including First Team All-District, First Team All-Conference and Academic All-State.
- Nominee for the Buch Buchanan Memorial Award, presented annually to the most outstanding lineman or linebacker in the big class (Missouri classes 5-6 and Kansas classes 5A-6A) category.
- As a senior, registered 74 tackles, 23.5 tackles for loss and 11.0 sacks.
- Also participated in track and won the 5A state championship in the shot put as a senior with a state-record throw (62 feet, 7 ¾ inches), beating the previous record by 18 inches. Finished second at the 2019 state championships in the discus (186 feet, 4 inches).
- In 2023, he volunteered for Horseshoe Helpings around Thanksgiving, giving out food to local families.
- Participated in the NFL's My Cause My Cleats initiative and represented the Uriel E. Owens Sickle Cell Disease Association (2023).
- His younger brother (Adepoju) was a five-star recruit in the 2023 class (No. 11 overall player in the country) and committed to Oklahoma.
- Graduated with a degree in psychology in March 2023.
- First name is pronounced add-E-TOMMY-wah.
- Last name is pronounced add-E-BARR-eh.
- A native of Kansas City, Mo.

ADETOMIWA ADEBAWORE'S - NFL REGULAR SEASON STATISTICS

DATE	TEAM	GP	GS	TACKLES							INTERCEPTIONS					FUMBLES				ST			MISC				
				TK	S	A	TFL	YDS	SK	YDS	QBH	NO	YDS	LG	TD	PD	FF	FR	TD	YDS	TK	S	A	FF	FR	S	A
2023	Colts	10	0	4	3	1	1	9	1.5	12.5	4	0	0	0	0	0	0	0	0	0	0	1	1	0	0	0	0
TOTALS		10	0	4	3	1	1	9	1.5	12.5	4	0	0	0	0	0	0	0	0	0	1	1	0	0	0	0	

SINGLE-GAME HIGHS: DEFENSIVE

Total Tackles 1 at Cincinnati Bengals, Dec 10, 2023
...3 more at 1.

Tackles For Loss 1 at Carolina Panthers, Nov 05, 2023
Special Teams Tackles 1 at Carolina Panthers, Nov 05, 2023

Solo Tackles 1 at Cincinnati Bengals, Dec 10, 2023
...2 more at 1.

Sacks 1.0 at Carolina Panthers, Nov 05, 2023
0.5 vs. Tampa Bay Buccaneers, Nov 26, 2023

2023 GAME-BY-GAME REGULAR-SEASON STATISTICS (COLTS)

DATE	OPPONENT	P/S	TACKLES							INTERCEPTIONS					FUMBLES				ST			MISC			W/L	SCORE			
			TK	S	A	SK	YDS	TFL	YDS	QBH	NO	YDS	LG	TD	PD	FF	FR	TD	YDS	TK	S	A	FF	FR			S	A	
09/10	Jaguars																										L	21-31	
09/17	at Texans																										W	31-20	
09/24	at Ravens																										W	22-19+	
10/01	Rams	P	0	0	0	0	0	0	0	0	0	0	0	0	0	0	0	0	0	0	0	0	0	0	0	0	L	23-29+	
10/08	Titans	P	0	0	0	0	0	0	0	0	0	0	0	0	0	0	0	0	0	0	0	0	0	0	0	0	W	23-16	
10/15	at Jaguars																										L	20-37	
10/22	Browns	P	0	0	0	0	0	0	0	0	0	0	0	0	0	0	0	0	0	0	0	0	0	0	0	0	L	38-39	
10/29	Saints	P	0	0	0	0	0	0	0	0	0	0	0	0	0	0	0	0	0	0	0	0	0	0	0	0	L	27-38	
11/05	at Panthers	P	1	1	0	1	0	9	1	9	1	0	0	0	0	0	0	0	0	0	0	1	1	0	0	0	0	W	27-13
11/12	at Patriots	P	1	1	0	0	0	0	0	0	1	0	0	0	0	0	0	0	0	0	0	0	0	0	0	0	0	W	10-6
11/26	Buccaneers	P	1	0	1	0.5	3.5	0	0	1	0	0	0	0	0	0	0	0	0	0	0	0	0	0	0	0	0	W	27-20
12/03	at Titans	P	0	0	0	0	0	0	0	1	0	0	0	0	0	0	0	0	0	0	0	0	0	0	0	0	0	W	31-28+
12/10	at Bengals	P	1	1	0	0	0	0	0	0	0	0	0	0	0	0	0	0	0	0	0	0	0	0	0	0	L	14-34	
12/16	Steelers																										W	30-13	
12/24	at Falcons	P	0	0	0	0	0	0	0	0	0	0	0	0	0	0	0	0	0	0	0	0	0	0	0	0	L	10-29	
12/31	Raiders																										W	23-20	
01/06	Texans																										L	19-23	
2023 TOTALS		10-0	4	3	1	1.5	12.5	1	9	4	0	0	0	0	0	0	0	0	0	0	1	1	0	0	0	0	9-8		

+ - Overtime

AUSTIN AJIAKE

LINEBACKER

(AH-g-kay)

58

6-1 223 LBS

NFL EXP: 1

(2ND YEAR WITH THE COLTS)

BORN: 6/30/00



Signed to the Colts practice squad on December 28, 2023.



COLLEGE:

UNLV

4TH-AND-SHORT

- In his first season, he spent time on the practice squads of Indianapolis, Green Bay and Las Vegas.
- Appeared in 48 games (20 starts) over five seasons (2018-22) at UNLV and compiled 232 tackles (117 solo), 12.0 tackles for loss, 4.0 sacks, two interceptions, three passes defended and one fumble recovery.



X @Aji_510

IG @austinajiake

FATHERHOOD STANDARD

Growing up as the middle child in a family of five kids, Ajiake has embodied a strong work ethic and leadership ability from a young age. Yet, it wasn't until he became a father that his hyper-focused drive towards football and life were taken to new heights. Ajiake's daughter, Eliana, was born when he was just 19 years old. From that point on, he credits her for being an extra spark of urgency and resilience for him to strive within his football career, showcasing to her an example of what it means to chase your dreams and accomplish your goals.



NFL HIGHLIGHTS

- In his first season, he spent time on the practice squads of Indianapolis, Green Bay and Las Vegas. He spent the offseason program and training camp with Denver.

COLLEGE HIGHLIGHTS

- Appeared in 48 games (20 starts) over five seasons (2018-22) at UNLV and compiled 232 tackles (117 solo), 12.0 tackles for loss, 4.0 sacks, two interceptions, three passes defended and one fumble recovery.
- In 2022 as a fifth-year senior, he started 12 games and tallied 132 tackles (59 solo), 11.0 tackles for loss, 4.0 sacks, two interceptions, two passes defended and one fumble recovery.
- He started eight games as a senior in 2021 and registered 74 tackles (43 solo), 1.0 tackle for loss and one pass defended.
- In 2020 as a junior, he appeared in six games and collected seven tackles (three solo).
- As a sophomore in 2019, he saw action in 12 games and totaled 14 tackles (nine solo).
- In 2018 as a freshman, he appeared in 10 games and compiled five tackles (three solo).

PERSONAL

- Attended Bellarmine College Prep in San Jose, Calif.
- Played running back and outside linebacker.
- Compiled 1,168 rushing yards and 11 touchdowns as a senior in 2017.
- In 2017, he earned First Team All-Western Catholic Athletic League honors.
- Last name is pronounced AH-g-kay.
- A native of Hayward, Calif.

ADDITIONAL TRANSACTIONS

- Signed by the Colts to a reserve/future contract on January 8, 2024.
- Signed to the Indianapolis practice squad on December 28, 2023.
- Released from the Green Bay Packers practice squad on December 12, 2023.
- Signed to the Packers practice squad on November 14, 2023.
- Released from the Las Vegas Raiders practice squad on November 7, 2023.
- Signed to the Raiders practice squad on November 1, 2023.
- Waived by the Denver Broncos on August 29, 2023.
- Signed with the Broncos as an undrafted free agent on August 3, 2023.

AUSTIN AJIAKE

LINEBACKER

(AH-g-kay)

58

AUSTIN AJIAKE'S - NFL REGULAR SEASON STATISTICS

DATE	TEAM	GP	GS	TACKLES							INTERCEPTIONS					FUMBLES				ST			MISC			
				TK	S	A	TFL	YDS	SK	YDS	QBH	NO	YDS	LG	TD	PD	FF	FR	TD	YDS	TK	S	A	FF	FR	S
2023	Packers	0	0	0	0	0	0	0	0	0.0	0	0	0	0	0	0	0	0	0	0	0	0	0	0	0	0
TOTALS		0	0	0	0	0	0	0	0	0.0	0	0	0	0	0	0	0	0	0	0	0	0	0	0	0	

2023 GAME-BY-GAME REGULAR-SEASON STATISTICS (PACKERS)

DATE	OPPONENT	P/S	TACKLES							INTERCEPTIONS					FUMBLES				ST			MISC			W/L	SCORE			
			TK	S	A	SK	YDS	TFL	YDS	QBH	NO	YDS	LG	TD	PD	FF	FR	TD	YDS	TK	S	A	FF	FR			S	A	
09/10	at Bears																											W	38-20
09/17	at Falcons																											L	24-25
09/24	Saints																											W	18-17
09/28	Lions																											L	20-34
10/09	at Raiders																											L	13-17
10/22	at Broncos																											L	17-19
10/29	Vikings																											L	10-24
11/05	Rams																											W	20-3
11/12	at Steelers																											L	19-23
11/19	Chargers																											W	23-20
11/23	at Lions																											W	29-22
12/03	Chiefs																											W	27-19
12/11	at Giants																											L	22-24
12/17	Buccaneers																											L	20-34
12/24	at Panthers																											W	33-30
12/31	at Vikings																											W	33-10
01/07	Bears																											W	17-9
2023 TOTALS			0	0	0	0	0	0	0	0	0	0	0	0	0	0	0	0	0	0	0	0	0	0	0	0	0	9-8	

MO ALIE-COX
TIGHT END

81

6-5 267 LBS

NFL EXP: 7

(8TH YEAR WITH THE COLTS)

BORN: 9/19/93



COLLEGE:
VIRGINIA
COMMONWEALTH

4TH-AND-SHORT

- In his first six seasons, he accumulated 102 receptions for 1,286 yards and 14 touchdowns in 91 games (34 starts).
- Tallied a single-game career high in receptions (six) and tied his career high in touchdowns (two) in Week 4 of 2022 vs. TEN.
- As a college basketball player at VCU, he competed in 142 games (103 starts) and racked up 1,092 points, 663 rebounds, 87 steals, 112 assists and 255 blocks.
- Prior to the NFL, he hadn't played organized football since his freshman year of high school.

DOWN THE STRETCH

Favorite musician and/or song: My favorite musician would probably be Future. Favorite song would probably be "Rotation."

Hobbies outside of football: Playing basketball, playing Xbox. I play a lot of Madden, NBA 2K and Grand Theft Auto.

What is something interesting about you that most people may not know: I'm an avid cartoon watcher. I watch a lot of cartoons.

Favorite food: Pasta - chicken parmesan or chicken alfredo.

Favorite vacation spot: Believe it or not, I've never been on vacation, but I'd probably say when I go out to Los Angeles to visit friends.

Favorite television show: "Dragon Ball Z"

What's the one thing you couldn't live without: My phone and my mom of course.

Pregame ritual: I listen to a variety of different artists such as Migos, Lil Uzi, Future - music that gets you hype. Then I do certain stretches.

Originally signed by the Colts as an undrafted free agent on April 20, 2017.

 @MoAlie81

 @MA_XII_

THE TRANSITION

Alie-Cox grew up playing both football and basketball, but his opportunities in high school came on the hardwood, not the gridiron. After transferring to Middleburg (Va.) Academy, a school that didn't field a football team, he excelled on the basketball court and accepted a scholarship to play at VCU. In college, he starred as a forward for the Rams and became an accomplished shot blocker, posting the second-most blocks in school history (255). His athletic, 6-5, 267-pound frame with a 7-1 wingspan also caught the attention of NFL scouts and even players



like Jason Witten. "I always told myself if I ever had the chance to go play football again, I would probably take the opportunity to do it," Alie-Cox said.

EMULATING MOSS

Alie-Cox was a football fanatic as a youngster. "I liked football more than basketball growing up as a kid. All I did was watch football. Me and my brothers played tackle football, one-on-one in the yard all the time." He grew up idolizing his favorite player, wide receiver Randy Moss. Now as a pro tight end, Alie-Cox still tries to emulate Moss' game. "I like going over people, catching the ball, 'Mossin' people."



SMART MAN

Alie-Cox credits his college basketball coach, Shaka Smart, with helping him develop as person and as an athlete. Smart pushed him to graduate with higher than a 3.0 GPA. Alie-Cox met this goal in only three years before completing a master's program. Smart also helped Alie-Cox in the toughness and confidence departments. "I was good, but I couldn't do it for long spurts," Alie-Cox said. "He really challenged me, and I think that's helped me getting to this point, being able to fight through fatigue and focused in on being mentally tough." Alie-Cox would have to scream at the top of his lungs every time he entered Coach Smart's office. "It was his way of instilling confidence in me. I'm not a person that talks, so we'd do little things like that."



NFL HIGHLIGHTS CONT...

- in receiving with 85 yards on a single-game career-high six receptions with two touchdowns. He tied his single-game career high for touchdown receptions.
- Competed in all 17 games (seven starts) in 2021 and tallied 24 receptions for 316 yards and four touchdowns. In Week 4 at Miami, he recorded three receptions for 42 yards and a single-game career-high two touchdowns. He became the first Colts tight end to tally two receiving touchdowns in the same game since Week 2 of 2018.
- In 2020, he appeared in 15 games (six starts) and tallied 31 receptions for 394 yards and two touchdowns. In Week 2 vs. Minnesota, he recorded a then-career high in receiving yards (111) on five receptions. They were both game highs as well. In Week 3 vs. the New York Jets, he recorded three receptions for 50 yards and one touchdown. Started one postseason contest and registered four receptions for 32 yards.
- Played in all 16 games (two starts) in 2019 and had eight receptions for 93 yards.
- In 2018, he saw action in nine games (one start) and had seven receptions for 133 yards and two touchdowns. Scored his first touchdown in Week 8 at Oakland on a 26-yard reception. Appeared in two postseason games (one start) and helped the Colts rush for a postseason franchise record 200 yards during AFC Wild Card weekend.
- Spent 13 weeks on the Colts practice squad in 2017 after being signed by the team as an undrafted free agent.

NFL HIGHLIGHTS

- Has played in 91 games (34 starts) and has tallied 102 receptions for 1,286 yards and 14 touchdowns. He has started one postseason contest and recorded four receptions for 32 yards.
- He played in all 17 games (seven starts) in 2023 and tallied 13 receptions for 161 yards and three touchdowns. In Week 4 vs. LAR, he caught a 35-yard touchdown reception. In Week 12 vs. TB, he hauled in one reception for 30 yards. In Week 14 at CIN, he caught one pass for a two-yard touchdown. In Week 15 vs. PIT, he tallied two receptions for 21 yards and one touchdown.
- In 2022, he appeared in all 17 games (11 starts) and recorded 19 receptions for 189 yards and three touchdowns. In Week 4 vs. Tennessee, he led the team

COLLEGE HIGHLIGHTS

- Was a four-year standout on the Virginia Commonwealth University basketball team.
- Had not played football since his freshman year of high school, but his athleticism allowed him to make the transition to football similar to the paths of former Indianapolis tight ends Erik Swoope and Marcus Pollard, former San Diego Chargers tight end Antonio Gates and former Chicago tight end Jimmy Graham.
- With the Rams, started 103-of-142 games and totaled 1,092 points, 663 rebounds, 87 steals, 112 assists and 255 blocks in 3,322 minutes.
- Connected on 57.4 percent from the field and 68.7 percent from the free throw line.

PERSONAL

- Attended Middleburg (Va.) Academy.
- Listed as the No. 9 basketball recruit in Virginia, according to *Rivals.com*.
- Averaged nearly 20 points and over 10 rebounds per game during his senior campaign at Middleburg and was named an all-state first-team selection.
- As a junior, led Middleburg Academy with 16 points, 12 rebounds and seven blocks per game and earned all-state first-team accolades.
- Completed an undergrad degree in criminal justice in three years and added a master's degree in criminal justice and homeland security at VCU.
- After football, he's considering going back to law school and pursuing a career with the United States Secret Service agency.
- Participated in the NFL's My Cause My Cleats initiative and represented Kicking The Stigma (2021), Hands Up United (2020) and Dream Alive (2019).
- In 2020, he participated in a Colts' mobile pantry distribution and also attended a Marion County Juvenile Detention Center activation event.
- A native of Alexandria, Va.

ADDITIONAL TRANSACTIONS

- Re-signed by Indianapolis on May 3, 2021.
- Re-signed with the Colts on December 30, 2019.
- Signed to the Indianapolis active roster from the practice squad on October 12, 2018.
- Signed to the Colts practice squad on October 5, 2018.
- Waived by Indianapolis on October 3, 2018.
- Signed to the Colts active roster from the practice squad on September 28, 2018.
- Signed by the Colts to the practice squad on September 2, 2018.
- Waived by Indianapolis on September 1, 2018.
- Signed by the Colts to a reserve/future contract on January 1, 2018.
- Signed by the Colts to the practice squad on October 7, 2017.
- Waived by the Colts on August 11, 2017.

MO ALIE-COX'S - NFL REGULAR SEASON STATISTICS

DATE	TEAM	RECEIVING							RUSHING				
		GP	GS	NO.	YDS.	AVG.	LG	TD	NO.	YDS.	AVG.	LG	TD
2017	Colts	0	0	0	0	0.0	0	0	0	0	0.0	0	0
2018	Colts	9	1	7	133	19.0	34	2	0	0	0.0	0	0
2019	Colts	16	2	8	93	11.6	21	0	0	0	0.0	0	0
2020	Colts	15	6	31	394	12.7	45	2	0	0	0.0	0	0
2021	Colts	17	7	24	316	13.2	37	4	0	0	0.0	0	0
2022	Colts	17	11	19	189	9.9	34	3	0	0	0.0	0	0
2023	Colts	17	7	13	161	12.4	35t	3	0	0	0.0	0	0
TOTALS		91	34	102	1,286	12.6	45	14	0	0	0.0	0	0

MO ALIE-COX'S - NFL POSTSEASON STATISTICS

DATE	TEAM	RECEIVING							RUSHING				
		GP	GS	NO.	YDS.	AVG.	LG	TD	NO.	YDS.	AVG.	LG	TD
2018	Colts	2	1	0	0	0.0	0	0	0	0	0.0	0	0
2020	Colts	1	1	4	32	8.0	16	0	0	0	0.0	0	0
TOTALS		3	2	4	32	8.0	16	0	0	0	0.0	0	0

SINGLE-GAME HIGHS: RECEIVING

Receptions	6 vs. Tennessee Titans, Oct 02, 2022 5 vs. Minnesota Vikings, Sep 20, 2020 3 vs. Las Vegas Raiders, Jan 02, 2022 ...8 more at 3.	All-Purpose Yards	111 vs. Minnesota Vikings, Sep 20, 2020 85 vs. Tennessee Titans, Oct 02, 2022 50 at Baltimore Ravens, Oct 11, 2021 ...1 more at 50.
Receiving Yards	111 vs. Minnesota Vikings, Sep 20, 2020 85 vs. Tennessee Titans, Oct 02, 2022 50 at Baltimore Ravens, Oct 11, 2021 ...1 more at 50.	Special Teams Tackles	1 vs. Houston Texans, Jan 06, 2024 ...1 more at 1.
Receiving Average	22.2 vs. Minnesota Vikings, Sep 20, 2020 16.7 at Baltimore Ravens, Oct 11, 2021 ...1 more at 16.7.	Most TDs	2 vs. Tennessee Titans, Oct 02, 2022 ...1 more at 2.
Longest Receptions	45 vs. New York Jets, Sep 27, 2020 37 at Arizona Cardinals, Dec 25, 2021 35t vs. Los Angeles Rams, Oct 01, 2023	Miscellaneous Tackles	1 at Jacksonville Jaguars, Jan 09, 2022 ...4 more at 1.
Receiving TDs	2 vs. Tennessee Titans, Oct 02, 2022 ...1 more at 2.		

SINGLE-GAME HIGHS - POSTSEASON: RECEIVING

Receptions	4 at Buffalo Bills, Jan 09, 2021	Longest Receptions	16 at Buffalo Bills, Jan 09, 2021
Receiving Yards	32 at Buffalo Bills, Jan 09, 2021		6 at Buffalo Bills, Jan 09, 2021 ...1 more at 6.
Receiving Average	8.0 at Buffalo Bills, Jan 09, 2021	All-Purpose Yards	32 at Buffalo Bills, Jan 09, 2021

100-YARD RECEIVING GAMES (1): REGULAR SEASON

DATE	TEAM	NO.	YDS.	AVG.	LG	TD
09/20/20	VIKINGS	5	111	22.2	33	0

2017 GAME-BY-GAME REGULAR-SEASON STATISTICS (COLTS)

DATE	OPPONENT	P/S	RECEIVING				RUSHING				W/L	SCORE	
			NO.	YDS.	AVG.	LG	TD	NO.	YDS.	AVG.			LG
09/10	at Rams											L	9-6
09/17	Cardinals											L	13-16+
09/24	Browns											W	31-28
10/01	at Seahawks											L	18-46
10/08	49ers											W	26-23+
10/16	at Titans											L	22-36
10/22	Jaguars											L	0-27
11/05	at Texans											W	20-14
11/12	Steelers											L	17-20
11/26	Titans											L	16-20
12/03	at Jaguars											L	10-30
12/10	at Bills											L	7-13+
12/14	Broncos											L	13-25
12/23	at Ravens											L	16-23
12/31	Texans											W	22-13
2017 TOTALS	0-0		0	0	0.0	0	0	0	0	0.0	0	0	4-11

+ - Overtime

2018 GAME-BY-GAME REGULAR-SEASON STATISTICS (COLTS)

DATE	OPPONENT	P/S	RECEIVING				RUSHING				W/L	SCORE		
			NO.	YDS.	AVG.	LG	TD	NO.	YDS.	AVG.			LG	TD
09/09	Bengals											L	23-34	
09/16	at Redskins											W	21-9	
09/23	at Eagles											L	16-20	
09/30	Texans	P	1	17	17.0	17	0	0	0	0.0	0	0	L	34-37+
10/04	at Patriots											L	24-38	
10/14	at Jets	P	1	34	34.0	34	0	0	0	0.0	0	0	L	34-42
10/21	Bills	P	1	7	7.0	7	0	0	0	0.0	0	0	W	37-5
10/28	at Raiders	P	1	26	26.0	26t	1	0	0	0.0	0	0	W	42-28
11/11	Jaguars	P	2	28	14.0	27	1	0	0	0.0	0	0	W	29-26
11/18	Titans	P	0	0	0.0	0	0	0	0	0.0	0	0	W	38-10
11/25	Dolphins											W	27-24	
12/02	at Jaguars											L	0-6	
12/09	at Texans											W	24-21	
12/16	Cowboys	P	0	0	0.0	0	0	0	0	0.0	0	0	W	23-0
12/23	Giants	S	0	0	0.0	0	0	0	0	0.0	0	0	W	28-27
12/30	at Titans	P	1	21	21.0	21	0	0	0	0.0	0	0	W	33-17
2018 TOTALS	9-1		7	133	19.0	34	2	0	0	0.0	0	0	10-6	

+ - Overtime

2019 GAME-BY-GAME REGULAR-SEASON STATISTICS (COLTS)

DATE	OPPONENT	P/S	RECEIVING				RUSHING				W/L	SCORE		
			NO.	YDS.	AVG.	LG	TD	NO.	YDS.	AVG.			LG	TD
09/08	at Chargers	P	1	3	3.0	3	0	0	0	0.0	0	0	L	24-30+
09/15	at Titans	P	0	0	0.0	0	0	0	0	0.0	0	0	W	19-17
09/22	Falcons	P	2	25	12.5	16	0	0	0	0.0	0	0	W	27-24
09/29	Raiders	S	0	0	0.0	0	0	0	0	0.0	0	0	L	24-31
10/06	at Chiefs	P	1	10	10.0	10	0	0	0	0.0	0	0	W	19-13
10/20	Texans	P	0	0	0.0	0	0	0	0	0.0	0	0	W	30-23
10/27	Broncos	P	0	0	0.0	0	0	0	0	0.0	0	0	W	15-13
11/03	at Steelers	P	1	11	11.0	11	0	0	0	0.0	0	0	L	24-26
11/10	Dolphins	P	0	0	0.0	0	0	0	0	0.0	0	0	L	12-16
11/17	Jaguars	P	0	0	0.0	0	0	0	0	0.0	0	0	W	33-13
11/21	at Texans	P	0	0	0.0	0	0	0	0	0.0	0	0	L	17-20
12/01	Titans	P	0	0	0.0	0	0	0	0	0.0	0	0	L	17-31
12/08	at Buccaneers	P	1	8	8.0	8	0	0	0	0.0	0	0	L	35-38
12/16	at Saints	S	0	0	0.0	0	0	0	0	0.0	0	0	L	7-34
12/22	Panthers	P	1	21	21.0	21	0	0	0	0.0	0	0	W	38-6
12/29	at Jaguars	P	1	15	15.0	15	0	0	0	0.0	0	0	L	20-38
2019 TOTALS	16-2		8	93	11.6	21	0	0	0	0.0	0	0	7-9	

+ - Overtime

2020 GAME-BY-GAME REGULAR-SEASON STATISTICS (COLTS)

DATE	OPPONENT	P/S	RECEIVING					RUSHING					W/L	SCORE
			NO.	YDS.	AVG.	LG	TD	NO.	YDS.	AVG.	LG	TD		
09/13	at Jaguars	P	2	20	10.0	13	0	0	0	0.0	0	0	L	20-27
09/20	Vikings	S	5	111	22.2	33	0	0	0	0.0	0	0	W	28-11
09/27	Jets	P	3	50	16.7	45	1	0	0	0.0	0	0	W	36-7
10/04	at Bears	S	1	13	13.0	13t	1	0	0	0.0	0	0	W	19-11
10/11	at Browns	P	0	0	0.0	0	0	0	0	0.0	0	0	L	23-32
10/18	Bengals												W	31-27
11/01	at Lions	P	3	37	12.3	15	0	0	0	0.0	0	0	W	41-21
11/08	Ravens	P	3	43	14.3	21	0	0	0	0.0	0	0	L	10-24
11/12	at Titans	P	3	19	6.3	11	0	0	0	0.0	0	0	W	34-17
11/22	Packers	S	2	16	8.0	8	0	0	0	0.0	0	0	W	34-31+
11/29	Titans	P	2	19	9.5	11	0	0	0	0.0	0	0	L	26-45
12/06	at Texans	S	3	23	7.7	17	0	0	0	0.0	0	0	W	26-20
12/13	at Raiders	S	1	9	9.0	9	0	0	0	0.0	0	0	W	44-27
12/20	Texans	S	2	14	7.0	10	0	0	0	0.0	0	0	W	27-20
12/27	at Steelers	P	1	20	20.0	20	0	0	0	0.0	0	0	L	24-28
01/03	Jaguars	P	0	0	0.0	0	0	0	0	0.0	0	0	W	28-14
2020 TOTALS		15-6	31	394	12.7	45	2	0	0	0.0	0	0	11-5	

+ - Overtime

2021 GAME-BY-GAME REGULAR-SEASON STATISTICS (COLTS)

DATE	OPPONENT	P/S	RECEIVING					RUSHING					W/L	SCORE
			NO.	YDS.	AVG.	LG	TD	NO.	YDS.	AVG.	LG	TD		
09/12	Seahawks	P	0	0	0.0	0	0	0	0	0.0	0	0	L	16-28
09/19	Rams	P	1	18	18.0	18	0	0	0	0.0	0	0	L	24-27
09/26	at Titans	P	2	14	7.0	11	0	0	0	0.0	0	0	L	16-25
10/03	at Dolphins	S	3	42	14.0	28	2	0	0	0.0	0	0	W	27-17
10/11	at Ravens	S	3	50	16.7	24	0	0	0	0.0	0	0	L	25-31+
10/17	Texans	P	1	28	28.0	28t	1	0	0	0.0	0	0	W	31-3
10/24	at 49ers	S	3	25	8.3	11t	1	0	0	0.0	0	0	W	30-18
10/31	Titans	P	0	0	0.0	0	0	0	0	0.0	0	0	L	31-34+
11/04	Jets	P	1	28	28.0	28	0	0	0	0.0	0	0	W	45-30
11/14	Jaguars	S	1	6	6.0	6	0	0	0	0.0	0	0	W	23-17
11/21	at Bills	P	0	0	0.0	0	0	0	0	0.0	0	0	W	41-15
11/28	Buccaneers	S	1	8	8.0	8	0	0	0	0.0	0	0	L	31-38
12/05	at Texans	S	1	0	0.0	0	0	0	0	0.0	0	0	W	31-0
12/18	Patriots	S	0	0	0.0	0	0	0	0	0.0	0	0	W	27-17
12/25	at Cardinals	P	2	42	21.0	37	0	0	0	0.0	0	0	W	22-16
01/02	Raiders	P	3	28	9.3	17	0	0	0	0.0	0	0	L	20-23
01/09	at Jaguars	P	2	27	13.5	18	0	0	0	0.0	0	0	L	11-26
2021 TOTALS		17-7	24	316	13.2	37	4	0	0	0.0	0	0	9-8	

+ - Overtime

2022 GAME-BY-GAME REGULAR-SEASON STATISTICS (COLTS)

DATE	OPPONENT	P/S	RECEIVING					RUSHING					TD	W/L/T	SCORE
			NO.	YDS.	AVG.	LG	TD	NO.	YDS.	AVG.	LG	TD			
09/11	at Texans	S	2	26	13.0	13	0	0	0	0.0	0	0	0	T	20-20
09/18	at Jaguars	P	1	9	9.0	9	0	0	0	0.0	0	0	0	L	0-24
09/25	Chiefs	P	1	9	9.0	9	0	0	0	0.0	0	0	0	W	20-17
10/02	Titans	S	6	85	14.2	34	2	0	0	0.0	0	0	0	L	17-24
10/06	at Broncos	S	1	7	7.0	7	0	0	0	0.0	0	0	0	W	12-9+
10/16	Jaguars	P	0	0	0.0	0	0	0	0	0.0	0	0	0	W	34-27
10/23	at Titans	S	0	0	0.0	0	0	0	0	0.0	0	0	0	L	10-19
10/30	Commanders	S	0	0	0.0	0	0	0	0	0.0	0	0	0	L	16-17
11/06	at Patriots	S	2	13	6.5	8	0	0	0	0.0	0	0	0	L	3-26
11/13	at Raiders	S	0	0	0.0	0	0	0	0	0.0	0	0	0	W	25-20
11/20	Eagles	S	1	14	14.0	14	0	0	0	0.0	0	0	0	L	16-17
11/28	Steelers	S	2	14	7.0	11	0	0	0	0.0	0	0	0	L	17-24
12/04	at Cowboys	P	1	6	6.0	6	0	0	0	0.0	0	0	0	L	19-54
12/17	at Vikings	P	0	0	0.0	0	0	0	0	0.0	0	0	0	L	36-39+
12/26	Chargers	P	1	2	2.0	2	0	0	0	0.0	0	0	0	L	3-20
01/01	at Giants	S	0	0	0.0	0	0	0	0	0.0	0	0	0	L	10-38
01/08	Texans	S	1	4	4.0	4t	1	0	0	0.0	0	0	0	L	31-32
2022 TOTALS		17-11	19	189	9.9	34	3	0	0	0.0	0	0	0	4-12-1	

+ - Overtime

2023 GAME-BY-GAME REGULAR-SEASON STATISTICS (COLTS)

DATE	OPPONENT	P/S	RECEIVING					RUSHING					TD	W/L	SCORE
			NO.	YDS.	AVG.	LG	TD	NO.	YDS.	AVG.	LG	TD			
09/10	Jaguars	P	0	0	0.0	0	0	0	0	0.0	0	0	0	L	21-31
09/17	at Texans	S	1	15	15.0	15	0	0	0	0.0	0	0	0	W	31-20
09/24	at Ravens	S	0	0	0.0	0	0	0	0	0.0	0	0	0	W	22-19+
10/01	Rams	S	1	35	35.0	35t	1	0	0	0.0	0	0	0	L	23-29+
10/08	Titans	P	1	17	17.0	17	0	0	0	0.0	0	0	0	W	23-16
10/15	at Jaguars	P	0	0	0.0	0	0	0	0	0.0	0	0	0	L	20-37
10/22	Browns	P	1	-6	-6.0	-6	0	0	0	0.0	0	0	0	L	38-39
10/29	Saints	P	1	11	11.0	11	0	0	0	0.0	0	0	0	L	27-38
11/05	at Panthers	P	0	0	0.0	0	0	0	0	0.0	0	0	0	W	27-13
11/12	at Patriots	S	0	0	0.0	0	0	0	0	0.0	0	0	0	W	10-6
11/26	Buccaneers	P	1	30	30.0	30	0	0	0	0.0	0	0	0	W	27-20
12/03	at Titans	P	0	0	0.0	0	0	0	0	0.0	0	0	0	W	31-28+
12/10	at Bengals	P	1	2	2.0	2t	1	0	0	0.0	0	0	0	L	14-34
12/16	Steelers	S	2	21	10.5	18t	1	0	0	0.0	0	0	0	W	30-13
12/24	at Falcons	P	0	0	0.0	0	0	0	0	0.0	0	0	0	L	10-29
12/31	Raiders	S	2	18	9.0	14	0	0	0	0.0	0	0	0	W	23-20
01/06	Texans	S	2	18	9.0	12	0	0	0	0.0	0	0	0	L	19-23
2023 TOTALS		17-7	13	161	12.4	35T	3	0	0	0.0	0	0	0	9-8	

+ - Overtime

2018 GAME-BY-GAME POSTSEASON STATISTICS (COLTS)

DATE	OPPONENT	P/S	RECEIVING					RUSHING					TD	W/L	SCORE
			NO.	YDS.	AVG.	LG	TD	NO.	YDS.	AVG.	LG	TD			
01/05	at Texans	P	0	0	0.0	0	0	0	0	0.0	0	0	0	W	21-7
01/12	at Chiefs	S	0	0	0.0	0	0	0	0	0.0	0	0	0	L	13-31
2018 TOTALS		2-1	0	0	0.0	0	0	0	0	0.0	0	0	0	1-1	

2020 GAME-BY-GAME POSTSEASON STATISTICS (COLTS)

DATE	OPPONENT	P/S	RECEIVING					RUSHING					TD	W/L	SCORE
			NO.	YDS.	AVG.	LG	TD	NO.	YDS.	AVG.	LG	TD			
01/09	at Bills	S	4	32	8.0	16	0	0	0	0.0	0	0	0	L	24-27
2020 TOTALS		1-1	4	32	8.0	16	0	0	0	0.0	0	0	0	0-1	

LIAM ANDERSON

LINEBACKER

47

6-3 226 LBS

NFL EXP: 1

(2ND YEAR WITH THE COLTS)

BORN: 4/30/00



**COLLEGE:
HOLY CROSS**

4TH-AND-SHORT

- In his first season, he saw action in one game.
- Played in 53 games (30 starts) at Holy Cross (2018-22) and compiled 231 tackles (148 solo), 37.5 tackles for loss, 14.5 sacks, 11 passes defended, six interceptions (one returned for a touchdown), two forced fumbles and two fumble recoveries.
- 2x First Team All-Patriot League (2021, 2022).



Signed by the Colts as an undrafted free agent on May 5, 2023.



X @liam_andersonn

@liam_andersonn

A NON-LINEAR PATH

Anderson's journey to the NFL has not been a straight line to say the least, but it's been his core athleticism that has anchored his path's flexibility to success. His athletic priority had always been baseball, up until his senior year of high school that is, when he and the football team decided to fully buy into the offseason program in hopes of a successful final run. As the quarterback of the team, Anderson began getting recruited by colleges, yet for the other side of the ball as a safety. He committed to Holy Cross and after his freshman year, transitioned to linebacker and went on to help lead the Crusaders to four straight Patriot League titles.

NFL HIGHLIGHTS

- He saw action in one game in 2023 but did not record any statistics.

COLLEGE HIGHLIGHTS

- Played in 53 games (30 starts) at Holy Cross (2018-22) and compiled 231 tackles (148 solo), 37.5 tackles for loss, 14.5 sacks, 11 passes defended, six interceptions (one returned for a touchdown), two forced fumbles and two fumble recoveries.
- As a team captain in 2022, started all 13 games and compiled 86 tackles (58 solo), 14.5 tackles for loss, 3.0 sacks, three passes defended, one interception, one forced fumble and two fumble recoveries. He was named First Team All-Patriot League.
- Started all 13 games in 2021 and earned First Team All-Patriot League after he registered 80 tackles (41 solo), 15.0 tackles for loss, 7.5 sacks, six passes defended, three interceptions (one returned for a touchdown) and one forced fumble.
- In 2020, appeared in three games and totaled 15 tackles (11 solo), 2.0 tackles for loss, 1.0 sack, one pass defended and one interception. The shortened season was played during Spring 2021 due to the COVID-19 pandemic.
- Saw action in 13 games in 2019 and totaled 47 tackles (35 solo), 6.0 tackles for loss, 3.0 sacks, one pass defended and one interception.
- In 2018, played in 11 games and tallied three solo tackles.
- Invited to the 2022 Hula Bowl.
- Received Stats Perform All-America Third Team recognition in 2022.
- Earned Academic All-Patriot League accolades two times (2021, 2022).
- Named to the All-ECAC Team in 2021.
- Garnered First Team All-Patriot League honors from Phil Steele in 2021.
- Named to the Patriot League Academic Honor Roll four consecutive years (2019-22).

PERSONAL

- Attended Mount Olive High School and played for Head Coach Brian O'Connor.
- Served as team captain during his junior and senior seasons.
- Selected as the 2017 North Jersey Freedom Division Player of the Year.
- Garnered numerous honors, including Second Team All-State, First Team All-Conference and Second Team All-Metro.
- Finished his high school career with 97 tackles and eight interceptions. Offensively, completed 272-of-461 passes for 3,220 yards and 27 touchdowns. Added 239 carries for 1,686 yards and 25 touchdowns.
- Also lettered in baseball and basketball. Earned First Team All-Conference honors in baseball.
- Member of the National Honor Society.
- In 2023, he participated in a team-high 15 Colts community initiative events, volunteering at Gleaners Food Bank, local schools for a playground build, School Uniform Blitz and Bring Change to Mind assembly, along with events around the holidays like Riley Children's Hospital Halloween, Horseshoe Helpings and Shop with a Colt.
- Participated in the NFL's My Cause My Cleats initiative and represented the Boys and Girls Club (2023).
- A native of Flanders, N.J.

ADDITIONAL TRANSACTIONS

- Signed by the Colts to a reserve/future contact on January 9, 2024.
- Signed to the Indianapolis practice squad on January 1, 2024.
- Signed to the Colts active roster from the practice squad on December 30, 2023.
- Signed to the Indianapolis practice squad on August 30, 2023.
- Waived by the Colts on August 29, 2023.
- Signed by Indianapolis as an undrafted free agent on May 5, 2023.

LIAM ANDERSON'S - NFL REGULAR SEASON STATISTICS

DATE	TEAM	GP	GS	TACKLES							INTERCEPTIONS				FUMBLES				ST		MISC				
				TK	S	A	TFL	YDS	SK	YDS	QBH	NO	YDS	LG	TD	PD	FF	FR	TD	YDS	TK	S	A	FF	S
2023	Colts	1	0	0	0	0	0	0	0	0.0	0	0	0	0	0	0	0	0	0	0	0	0	0	0	0
TOTALS		1	0	0	0	0	0	0	0.0	0.0	0	0	0	0	0	0	0	0	0	0	0	0	0	0	

2023 GAME-BY-GAME REGULAR-SEASON STATISTICS (COLTS)

DATE	OPPONENT	P/S	TACKLES							INTERCEPTIONS				FUMBLES				ST		MISC			W/L	SCORE	
			TK	S	A	SK	YDS	TFL	YDS	QBH	NO	YDS	LG	TD	PD	FF	FR	TD	YDS	TK	S	A			FF
09/10	Jaguars																							L	21-31
09/17	at Texans																							W	31-20
09/24	at Ravens																							W	22-19+
10/01	Rams																							L	23-29+
10/08	Titans																							W	23-16
10/15	at Jaguars																							L	20-37
10/22	Browns																							L	38-39
10/29	Saints																							L	27-38
11/05	at Panthers																							W	27-13
11/12	at Patriots																							W	10-6
11/26	Buccaneers																							W	27-20
12/03	at Titans																							W	31-28+
12/10	at Bengals																							L	14-34
12/16	Steelers																							W	30-13
12/24	at Falcons																							L	10-29
12/31	Raiders	P	0	0	0	0	0	0	0	0	0	0	0	0	0	0	0	0	0	0	0	0	0	W	23-20
01/06	Texans																							L	19-23
2023 TOTALS		1-0	0	0	0	0	0	0	0	0	0	0	0	0	0	0	0	0	0	0	0	0	0	9-8	

+ - Overtime

GENARD AVERY

DEFENSIVE END

(jsh-NARD)

92



6-5 250 LBS

NFL EXP: 7

(2ND YEAR WITH THE COLTS)

BORN: 4/26/95



COLLEGE:

MEMPHIS

4TH-AND-SHORT

- In his first six seasons, he appeared in 62 games (17 starts) with the Colts (2023), Buccaneers (2022), Eagles (2019-21) and Browns (2018-19), and totaled 100 tackles (61 solo), 8.5 sacks, 12 tackles for loss, five passes defended, one forced fumble, one fumble recovery. Also tallied six tackles (four solo) on special teams.
- 2x First Team All-American Athletic Conference selection at linebacker.
- Holds the single-season Memphis record for tackles for loss (22.0) in 2017.

Signed by the Colts as a free agent on June 1, 2023.



X @averygenard

@genardavery

A KEY TO THE CITY

Most hometowns pridefully honor successful residents and their accomplishments, but not many earn a key to the city. It was on June 22, 2019, when the town of Grenada, Miss., proclaimed the day, "Genard Avery Day" in honor of his dedication to the town's youth and to recognize his achievements and commitment to excellence. He was awarded a key to the city at his local football camp for his service as an ambassador for the community.



POWER, STRENGTH AND SPEED

Avery's approach to excelling at football early in his career was to maximize his time off the field. While he powerlifted and participated in track and field in high school merely as ways to improve his strength and speed in football, he walked away with state championship appearances in both. Avery topped the charts in powerlifting back-to-back years, setting a state record his junior year and then broke his own mark as a senior.



NFL HIGHLIGHTS

- Has seen action in 62 games (17 starts) with the Colts (2023), Buccaneers (2022), Eagles (2019-21) and Browns (2018-19) and has totaled 100 tackles (61 solo), 12.0 tackles for loss, 8.5 sacks, five passes defended, one forced fumble and one fumble recovery. He also has six tackles on special teams.
- Spent the 2023 season on the Injured Reserve list.
- In 2022, he saw action in nine games and totaled four solo tackles, 1.0 tackle for loss and 1.0 sack. Also added one stop on special teams.
- He saw action in all 16 games (12 starts) in 2021 and posted 43 tackles (21 solo), 4.0 tackles for loss and 1.0 sack.
- In 2020, he competed in 11 games and compiled 11 tackles (five solo), 2.0 tackles for loss, 1.5 sacks and one pass defended.
- Appeared in 10 total games in 2019 with Cleveland and Philadelphia and registered three tackles, half a sack and three special teams stops.
- In 2018, he competed in all 16 games (five starts) and recorded 39 tackles (29 solo), 5.0 tackles for loss, 4.5 sacks, four passes defended, one forced fumble and one fumble recovery. Also contributed one special teams tackle.

COLLEGE HIGHLIGHTS

- Appeared in 50 games at Memphis and totaled 232 tackles (170 solo), 45.5 tackles for loss, 21.5 sacks, seven passes defended, two interceptions, four forced fumbles and one fumble recovery.
- A two-time, First-Team All-Conference selection at linebacker.
- Participated in the 2018 NFL Combine and NFLPA Collegiate Bowl.
- Recognized by the University of Memphis's Center for Athletic Academic Services as a CAAS Most Improved Student for the 2015 Spring semester.
- Earned First Team All-America Athletic Conference honors (2016, 2017).
- Was a member of a Tigers roster that qualified for bowl games in four consecutive seasons for the first time in school history.
- Holds the single-season Memphis record with 22.0 tackles for loss in 2017. Also notched 80 tackles (52 solo), 8.5 sacks, two forced fumbles, one fumble recovery, and two passes defended.
- In 2016, started in 13 games and was the team's second-leading tackler with 81 total stops. Led the team with 5.0 sacks and 11.0 tackles for loss in addition to two interceptions returned for touchdowns.
- Competed in 11 games (seven starts) in 2015 and finished with 53 tackles (42 solo). Ranked third on the team with 6.5 tackles for loss in addition to 3.0 sacks.
- As a freshman, played in all 13 games and finished with 18 tackles, 5.0 sacks, and 6.0 tackles for loss.

PERSONAL

- Attended Grenada High School in Grenada, Miss.
- Was named to the *Clarion-Ledger* 2013 All-State Team and was the Most Valuable Player of Mississippi 6A Region 1.
- Played in the Mississippi-Alabama All-Star Game.
- Tallied 75 tackles, 3.5 sacks and two forced fumble as a senior and scored five offensive touchdowns.
- A Class 6A state champion powerlifter and a four-year track and field letterwinner.
- Graduated in December of 2017, completing his undergraduate degree in organizational studies.
- In 2023, he took part in the Riley Children's Hospital Halloween and Horseshoe Helpings events as Colts community initiatives.
- A native of Grenada, Miss.

ADDITIONAL TRANSACTIONS

- Signed to the Tampa Bay Buccaneers active roster from the practice squad on October 11, 2022.
- Reverted back to the Tampa Bay practice squad on September 12, 2022.
- Signed to the Buccaneers active roster from the practice squad on September 10, 2022.
- Signed to the Tampa Bay practice squad on August 31, 2022.
- Released by the Buccaneers on August 30, 2022.
- Signed by Tampa Bay as a free agent on August 25, 2022.
- Released by the Pittsburgh Steelers on August 23, 2022.
- Signed as an unrestricted free agent by the Steelers on March 31, 2022.
- Traded by the Cleveland Browns to the Philadelphia Eagles in exchange for a 2021 fourth round draft pick on October 28, 2019.
- Selected by the Browns in the fifth round (150th overall) of the 2018 NFL Draft.

GENARD AVERY'S - NFL REGULAR SEASON STATISTICS

DATE	TEAM	GP	GS	TACKLES							INTERCEPTIONS					FUMBLES			ST		MISC						
				TK	S	A	TFL	YDS	SK	YDS	QBH	NO	YDS	LG	TD	PD	FF	FR	TD	YDS	TK	S	A	FF	FR	S	A
2018	Browns	16	5	39	29	10	5	29	4.5	26.5	14	0	0	0	0	4	1	1	0	5	1	1	0	0	0	0	
2019	Browns	2	0	1	1	0	0	0	0.0	0.0	0	0	0	0	0	0	0	0	0	0	0	0	0	0	0		
Went from Cleveland to Philadelphia .																											
2019	Eagles	8	0	2	1	1	0	0	0.5	5.5	1	0	0	0	0	0	0	0	0	3	1	2	0	0	0	0	
2019	TOTAL	10	0	3	2	1	0	0	0.5	5.5	1	0	0	0	0	0	0	0	0	3	1	2	0	0	0	0	
2020	Eagles	11	0	11	5	6	2	7	1.5	7.0	7	0	0	0	1	0	0	0	0	1	1	0	0	0	0	0	
2021	Eagles	16	12	43	21	22	4	16	1.0	13.0	2	0	0	0	0	0	0	0	0	0	0	0	0	0	0	0	
2022	Buccaneers	9	0	4	4	0	1	2	1.0	2.0	5	0	0	0	0	0	0	0	0	1	1	0	0	0	0	0	
2023	Colts	0	0	0	0	0	0	0	0.0	0.0	0	0	0	0	0	0	0	0	0	0	0	0	0	0	0	0	
TOTALS		62	17	100	61	39	12	54	8.5	54.0	29	0	0	0	0	5	1	1	0	5	6	4	2	0	0	0	

GENARD AVERY'S - NFL POSTSEASON STATISTICS

DATE	TEAM	GP	GS	TACKLES							INTERCEPTIONS					FUMBLES			ST		MISC					
				TK	S	A	TFL	YDS	SK	YDS	QBH	NO	YDS	LG	TD	PD	FF	FR	TD	YDS	TK	S	A	FF	FR	S
2019	Eagles	0	0	0	0	0	0	0	0.0	0.0	0	0	0	0	0	0	0	0	0	0	0	0	0	0	0	0
2021	Eagles	1	0	1	0	1	0	0	0.0	0.0	0	0	0	0	0	0	0	0	0	0	0	0	0	0	0	0
2022	Buccaneers	0	0	0	0	0	0	0	0.0	0.0	0	0	0	0	0	0	0	0	0	0	0	0	0	0	0	0
TOTALS		1	0	1	0	1	0	0	0.0	0.0	0	0	0	0	0	0	0	0	0	0	0	0	0	0	0	0

SINGLE-GAME HIGHS: DEFENSIVE

Total Tackles	8 at Carolina Panthers, Oct 10, 2021 7 vs. San Francisco 49ers, Sep 19, 2021 4 vs. Tampa Bay Buccaneers, Oct 14, 2021 ...7 more at 4.	Fumble Recoveries	1 at Tampa Bay Buccaneers, Oct 21, 2018
Solo Tackles	4 at Carolina Panthers, Oct 10, 2021 ...1 more at 4.	Tackles For Loss	2 vs. Cincinnati Bengals, Dec 23, 2018 1 at Washington Football Team, Jan 02, 2022 ...8 more at 1.
Sacks	1.0 at Washington Football Team, Jan 02, 2022 ...5 more at 1.0.	Special Teams Tackles	2 at New York Giants, Dec 29, 2019 1 at Pittsburgh Steelers, Oct 11, 2020 ...2 more at 1.
Passes Defensed	1 vs. Baltimore Ravens, Oct 18, 2020 ...4 more at 1.	Longest Opp Fumble Return	5 at Tampa Bay Buccaneers, Oct 21, 2018
Forced Fumbles	1 vs. Pittsburgh Steelers, Sep 09, 2018		

SINGLE-GAME HIGHS - POSTSEASON: DEFENSIVE

Total Tackles 1 at Tampa Bay Buccaneers, Jan 16, 2022

2018 GAME-BY-GAME REGULAR-SEASON STATISTICS (BROWNS)

DATE	OPPONENT	P/S	TACKLES							INTERCEPTIONS				FUMBLES			ST			MISC		W/L	SCORE					
			TK	S	A	SK	YDS	TFL	YDS	QBH	NO	YDS	LG	TD	PD	FF	FR	TD	YDS	TK	S			A	FF	FR	S	A
09/09	Steelers	P	4	3	1	1.0	0.0	0	0	2	0	0	0	0	0	1	0	0	0	0	0	0	0	0	0	0	T	21-21
09/16	at Saints	P	1	1	0	0.0	0.0	0	0	1	0	0	0	0	0	0	0	0	0	0	0	0	0	0	0	L	18-21	
09/20	Jets	P	1	1	0	0.0	0.0	1	1	1	0	0	0	0	1	0	0	0	0	0	0	0	0	0	0	W	21-17	
09/30	at Raiders	P	3	2	1	0.5	1.5	0	0	4	0	0	0	0	0	0	0	0	0	0	0	0	0	0	0	L	42-45+	
10/07	Ravens	P	1	1	0	0.0	0.0	0	0	0	0	0	0	0	1	0	0	0	0	1	1	0	0	0	0	W	12-9+	
10/14	Chargers	P	0	0	0	0.0	0.0	0	0	0	0	0	0	0	0	0	0	0	0	0	0	0	0	0	0	L	14-38	
10/21	at Buccaneers	S	2	2	0	0.0	0.0	0	0	1	0	0	0	0	0	1	0	5	0	0	0	0	0	0	0	L	23-26+	
10/28	at Steelers	S	1	1	0	0.0	0.0	0	0	0	0	0	0	0	0	0	0	0	0	0	0	0	0	0	0	L	18-33	
11/04	Chiefs	S	3	3	0	1.0	2.0	1	2	1	0	0	0	0	0	0	0	0	0	0	0	0	0	0	0	L	21-37	
11/11	Falcons	P	3	1	2	0.0	0.0	0	0	0	0	0	0	0	0	0	0	0	0	0	0	0	0	0	0	W	28-16	
11/25	at Bengals	S	4	3	1	0.0	0.0	0	0	0	0	0	0	0	0	0	0	0	0	0	0	0	0	0	0	W	35-20	
12/02	at Texans	P	3	1	2	1.0	13.0	1	13	1	0	0	0	0	0	0	0	0	0	0	0	0	0	0	0	L	13-29	
12/09	Panthers	S	4	2	2	0.0	0.0	0	0	0	0	0	0	1	0	0	0	0	0	0	0	0	0	0	0	W	26-20	
12/15	at Broncos	P	4	4	0	0.0	0.0	0	0	2	0	0	0	0	0	0	0	0	0	0	0	0	0	0	0	W	17-16	
12/23	Bengals	P	4	3	1	1.0	10.0	2	13	1	0	0	0	0	1	0	0	0	0	0	0	0	0	0	0	W	26-18	
12/30	at Ravens	P	1	1	0	0.0	0.0	0	0	0	0	0	0	0	0	0	0	0	0	0	0	0	0	0	0	L	24-26	
2018 TOTALS			16-5	39	29	10	4.5	26.5	5	29	14	0	0	0	0	4	1	1	0	5	1	1	0	0	0	0	7-8-1	

+ - Overtime

2019 GAME-BY-GAME REGULAR-SEASON STATISTICS (BROWNS/EAGLES)

DATE	OPPONENT	P/S	TACKLES							INTERCEPTIONS				FUMBLES			ST			MISC		W/L	SCORE				
			TK	S	A	SK	YDS	TFL	YDS	QBH	NO	YDS	LG	TD	PD	FF	FR	TD	YDS	TK	S			A	FF	FR	S
09/08	Titans																									L	13-43
09/16	at Jets																									W	23-3
09/22	Rams	P	1	1	0	0.0	0.0	0	0	0	0	0	0	0	0	0	0	0	0	0	0	0	0	0	0	L	13-20
09/29	at Ravens																									W	40-25
10/07	at 49ers																									L	3-31
10/13	Seahawks																									L	28-32
10/27	at Patriots	P	0	0	0	0.0	0.0	0	0	0	0	0	0	0	0	0	0	0	0	0	0	0	0	0	0	L	13-27
11/03	Bears	P	2	1	1	0.5	5.5	0	0	1	0	0	0	0	0	0	0	0	0	0	1	0	1	0	0	W	22-14
11/17	Patriots	P	0	0	0	0.0	0.0	0	0	0	0	0	0	0	0	0	0	0	0	0	0	0	0	0	0	L	10-17
11/24	Seahawks	P	0	0	0	0.0	0.0	0	0	0	0	0	0	0	0	0	0	0	0	0	0	0	0	0	0	L	9-17
12/01	at Dolphins	P	0	0	0	0.0	0.0	0	0	0	0	0	0	0	0	0	0	0	0	0	0	0	0	0	0	L	31-37
12/09	Giants	P	0	0	0	0.0	0.0	0	0	0	0	0	0	0	0	0	0	0	0	0	0	0	0	0	0	W	23-17+
12/15	at Redskins	P	0	0	0	0.0	0.0	0	0	0	0	0	0	0	0	0	0	0	0	0	0	0	0	0	0	W	37-27
12/22	Cowboys	P	0	0	0	0.0	0.0	0	0	0	0	0	0	0	0	0	0	0	0	0	0	0	0	0	0	W	17-9
12/29	at Giants	P	0	0	0	0.0	0.0	0	0	0	0	0	0	0	0	0	0	0	0	0	2	1	1	0	0	W	34-17
2019 TOTALS			10-0	3	2	1	0.5	5.5	0	0	1	0	0	0	0	0	0	0	0	0	3	1	2	0	0	0	7-8

+ - Overtime

2020 GAME-BY-GAME REGULAR-SEASON STATISTICS (EAGLES)

DATE	OPPONENT	P/S	TACKLES							INTERCEPTIONS				FUMBLES			ST			MISC		W/L	SCORE				
			TK	S	A	SK	YDS	TFL	YDS	QBH	NO	YDS	LG	TD	PD	FF	FR	TD	YDS	TK	S			A	FF	FR	S
09/13	at Football Team	P	1	0	1	0.5	0.0	0	0	0	1	0	0	0	0	0	0	0	0	0	0	0	0	0	0	L	17-27
09/20	Rams		INACTIVE																				L	19-37			
09/27	Bengals	P	1	1	0	0.0	0.0	0	0	0	0	0	0	0	0	0	0	0	0	0	0	0	0	0	0	T	23-23
10/04	at 49ers	P	1	1	0	1.0	7.0	1	7	5	0	0	0	0	0	0	0	0	0	0	0	0	0	0	0	W	25-20
10/11	at Steelers	P	1	1	0	0.0	0.0	0	0	0	0	0	0	0	0	0	0	0	1	1	0	0	0	0	0	L	29-38
10/18	Ravens	P	0	0	0	0.0	0.0	0	0	0	0	0	0	0	0	0	0	0	0	0	0	0	0	0	0	L	28-30
10/22	Giants	P	0	0	0	0.0	0.0	0	0	0	0	0	0	0	0	0	0	0	0	0	0	0	0	0	0	W	22-21
11/01	Cowboys		INJURED RESERVE																				W	23-9			
11/15	at Giants		INJURED RESERVE																				L	17-27			
11/22	at Browns		INJURED RESERVE																				L	17-22			
11/30	Seahawks	P	0	0	0	0.0	0.0	0	0	0	0	0	0	0	0	0	0	0	0	0	0	0	0	0	0	L	17-23
12/06	at Packers		INACTIVE																				L	16-30			
12/13	Saints	P	0	0	0	0.0	0.0	0	0	0	0	0	0	0	0	0	0	0	0	0	0	0	0	0	0	W	24-21
12/20	at Cardinals	P	2	1	1	0.0	0.0	1	0	0	0	0	0	0	0	0	0	0	0	0	0	0	0	0	0	L	26-33
12/27	at Cowboys	P	4	1	3	0.0	0.0	0	0	0	0	0	0	0	0	0	0	0	0	0	0	0	0	0	0	L	17-37
01/03	Football Team	P	1	0	1	0.0	0.0	0	0	1	0	0	0	0	0	0	0	0	0	0	0	0	0	0	0	L	14-20
2020 TOTALS		11-0	11	5	6	1.5	7.0	2	7	7	0	0	0	0	1	0	0	0	0	1	1	1	0	0	0	0	4-11-1

2021 GAME-BY-GAME REGULAR-SEASON STATISTICS (EAGLES)

DATE	OPPONENT	P/S	TACKLES							INTERCEPTIONS				FUMBLES			ST			MISC		W/L	SCORE					
			TK	S	A	SK	YDS	TFL	YDS	QBH	NO	YDS	LG	TD	PD	FF	FR	TD	YDS	TK	S			A	FF	FR	S	A
09/12	at Falcons	S	2	0	2	0.0	0.0	0	0	1	0	0	0	0	0	0	0	0	0	0	0	0	0	0	0	0	W	32-6
09/19	49ers	S	7	3	4	0.0	0.0	0	0	0	0	0	0	0	0	0	0	0	0	0	0	0	0	0	0	0	L	11-17
09/27	at Cowboys	P	4	2	2	0.0	0.0	1	1	0	0	0	0	0	0	0	0	0	0	0	0	0	0	0	0	0	L	21-41
10/03	Chiefs	P	1	0	1	0.0	0.0	0	0	0	0	0	0	0	0	0	0	0	0	0	0	0	0	0	0	0	L	30-42
10/10	at Panthers	S	8	4	4	0.0	0.0	1	0	0	0	0	0	0	0	0	0	0	0	0	0	0	0	0	0	0	W	21-18
10/14	Buccaneers	S	4	2	2	0.0	0.0	0	0	0	0	0	0	0	0	0	0	0	0	0	0	0	0	0	0	0	L	22-28
10/24	at Raiders	S	1	1	0	0.0	0.0	0	0	0	0	0	0	0	0	0	0	0	0	0	0	0	0	0	0	0	L	22-33
10/31	at Lions	S	2	1	1	0.0	0.0	0	0	0	0	0	0	0	0	0	0	0	0	0	0	0	0	0	0	0	W	44-6
11/07	Chargers	S	3	2	1	0.0	0.0	0	0	0	0	0	0	0	0	0	0	0	0	0	0	0	0	0	0	0	L	24-27
11/14	at Broncos	S	0	0	0	0.0	0.0	0	0	0	0	0	0	0	0	0	0	0	0	0	0	0	0	0	0	0	W	30-13
11/21	Saints	P	1	1	0	0.0	0.0	1	2	0	0	0	0	0	0	0	0	0	0	0	0	0	0	0	0	0	W	40-29
11/28	at Giants	S	2	1	1	0.0	0.0	0	0	0	0	0	0	0	0	0	0	0	0	0	0	0	0	0	0	0	L	7-13
12/05	at Jets	S	3	1	2	0.0	0.0	0	0	0	0	0	0	0	0	0	0	0	0	0	0	0	0	0	0	0	W	33-18
12/21	Football Team	S	1	1	0	0.0	0.0	0	0	0	0	0	0	0	0	0	0	0	0	0	0	0	0	0	0	0	W	27-17
12/26	Giants	S	1	1	0	0.0	0.0	0	0	0	0	0	0	0	0	0	0	0	0	0	0	0	0	0	0	0	W	34-10
01/02	at Football Team	P	3	1	2	1.0	13.0	1	13	1	0	0	0	0	0	0	0	0	0	0	0	0	0	0	0	0	W	20-16
01/08	Cowboys		DID NOT PLAY																				L	26-51				
2021 TOTALS		16-12	43	21	22	1.0	13.0	4	16	2	0	0	0	0	0	0	0	0	0	0	0	0	0	0	0	0	9-8	

2022 GAME-BY-GAME REGULAR-SEASON STATISTICS (BUCCANEERS)

DATE	OPPONENT	P/S	TACKLES						INTERCEPTIONS				FUMBLES			ST			MISC		W/L	SCORE						
			TK	S	A	SK	YDS	TFL	YDS	QBH	NO	YDS	LG	TD	PD	FF	FR	TD	YDS	TK			S	A	FF	FR	S	A
09/11	at Cowboys	P	0	0	0	0	0	0	0	0	0	0	0	0	0	0	0	0	0	0	0	0	0	0	0	0	W	19-3
09/18	at Saints																									W	20-10	
09/25	Packers																									L	12-14	
10/02	Chiefs																									L	31-41	
10/09	Falcons																									W	21-15	
10/16	at Steelers	P	0	0	0	0	0	0	0	0	0	0	0	0	0	0	0	0	1	1	0	0	0	0	0	L	18-20	
10/23	at Panthers	P	0	0	0	0	0	0	0	0	0	0	0	0	0	0	0	0	0	0	0	0	0	0	0	L	3-21	
10/27	Ravens	P	0	0	0	0	0	0	0	0	0	0	0	0	0	0	0	0	0	0	0	0	0	0	0	L	22-27	
11/06	Rams	P	2	2	0	1	0	2	3	0	0	0	0	0	0	0	0	0	0	0	0	0	0	0	0	W	16-13	
11/13	Seahawks	P	0	0	0	0	0	0	0	0	0	0	0	0	0	0	0	0	0	0	0	0	0	0	0	W	21-16	
11/27	at Browns	P	1	1	0	0	0	0	0	1	0	0	0	0	0	0	0	0	0	0	0	0	0	0	0	L	17-23+	
12/05	Saints	P	0	0	0	0	0	0	0	1	0	0	0	0	0	0	0	0	0	0	0	0	0	0	0	W	17-16	
12/11	at 49ers	P	1	1	0	0	0	0	0	0	0	0	0	0	0	0	0	0	0	0	0	0	0	0	0	L	7-35	
12/18	Bengals																									L	23-34	
12/25	at Cardinals																									W	19-16+	
01/01	Panthers																									W	30-24	
01/08	at Falcons																									L	17-30	
2022 TOTALS		9-0	4	4	0	1	2	0	1	2	5	0	0	0	0	0	0	0	0	0	0	0	0	0	0	8-9		

+ - Overtime

2023 GAME-BY-GAME REGULAR-SEASON STATISTICS (COLTS)

DATE	OPPONENT	P/S	TACKLES						INTERCEPTIONS				FUMBLES			ST			MISC		W/L	SCORE					
			TK	S	A	SK	YDS	TFL	YDS	QBH	NO	YDS	LG	TD	PD	FF	FR	TD	YDS	TK			S	A	FF	FR	S
09/10	Jaguars																									L	21-31
09/17	at Texans																									W	31-20
09/24	at Ravens																									W	22-19+
10/01	Rams																									L	23-29+
10/08	Titans																									W	23-16
10/15	at Jaguars																									L	20-37
10/22	Browns																									L	38-39
10/29	Saints																									L	27-38
11/05	at Panthers																									W	27-13
11/12	at Patriots																									W	10-6
11/26	Buccaneers																									W	27-20
12/03	at Titans																									W	31-28+
12/10	at Bengals																									L	14-34
12/16	Steelers																									W	30-13
12/24	at Falcons																									L	10-29
12/31	Raiders																									W	23-20
01/06	Texans																									L	19-23
2023 TOTALS			0	0	0	0	0	0	0	0	0	0	0	0	0	0	0	0	0	0	0	0	0	0	0	9-8	

+ - Overtime

2019 GAME-BY-GAME POSTSEASON STATISTICS (EAGLES)

DATE	OPPONENT	P/S	TACKLES						INTERCEPTIONS				FUMBLES			ST			MISC		W/L	SCORE					
			TK	S	A	SK	YDS	TFL	YDS	QBH	NO	YDS	LG	TD	PD	FF	FR	TD	YDS	TK			S	A	FF	FR	S
01/05	Seahawks																									L	9-17
2019 TOTALS			0	0	0	0	0	0	0	0	0	0	0	0	0	0	0	0	0	0	0	0	0	0	0	0-1	

2021 GAME-BY-GAME POSTSEASON STATISTICS (EAGLES)

DATE	OPPONENT	P/S	TACKLES						INTERCEPTIONS				FUMBLES			ST			MISC		W/L	SCORE					
			TK	S	A	SK	YDS	TFL	YDS	QBH	NO	YDS	LG	TD	PD	FF	FR	TD	YDS	TK			S	A	FF	FR	S
01/16	at Buccaneers	P	1	0	1	0	0	0	0	0	0	0	0	0	0	0	0	0	0	0	0	0	0	0	0	L	15-31
2021 TOTALS		1-0	1	0	1	0	0	0	0	0	0	0	0	0	0	0	0	0	0	0	0	0	0	0	0	0-1	

2022 GAME-BY-GAME POSTSEASON STATISTICS (BUCCANEERS)

DATE	OPPONENT	P/S	TACKLES						INTERCEPTIONS				FUMBLES			ST			MISC		W/L	SCORE					
			TK	S	A	SK	YDS	TFL	YDS	QBH	NO	YDS	LG	TD	PD	FF	FR	TD	YDS	TK			S	A	FF	FR	S
01/16	Cowboys																									L	14-31
2022 TOTALS			0	0	0	0	0	0	0	0	0	0	0	0	0	0	0	0	0	0	0	0	0	0	0	0-1	

DARRELL BAKER JR.

CORNERBACK

39

6-1 190 LBS

NFL EXP: 2

(3RD YEAR WITH THE COLTS)

BORN: 3/27/98



COLLEGE:
GEORGIA
SOUTHERN

4TH-AND-SHORT

- In his first two seasons with the Colts (2022-23), he appeared in 17 games (six starts) and recorded 34 tackles (27 solo), seven passes defended, one fumble recovery and one special teams tackle.
- Collegiately, he played in 56 career games (26 starts) at Georgia Southern (2018-21) and compiled 121 tackles (80 solo), 4.5 tackles for loss, 21 passes defended, three interceptions and two forced fumbles.

DOWN THE STRETCH

Favorite musician: Drake

Hobbies outside of football: Photography, reading and anything technology.

Favorite food: Steak


Favorite vacation spot: Believe it or not, I've never been on vacation, but I'd probably say when I go out to Los Angeles to visit friends.

What is your nickname: Tank

Who is your mentor: God

Pregame ritual: Watch film all the way until game time. The first song I listen to is "2019" by Rod Wave to start the day. First song in the car is "Tems" by Free Mind.

Originally signed to the Colts practice squad on September 13, 2022.

 @12_darrell

 @dj.darrell

MILITARY FAMILY

Darrell's parents, Darrell Baker Sr. and Johnetta Dixon, are both retired Army veterans. Despite growing up and playing high school football in Hephzibah, Ga., he was born in Panama City, Panama.

**NFL HIGHLIGHTS**

- In two seasons with the Colts (2022-23), he has appeared in 17 games (six starts) and has recorded 34 tackles (27 solo), seven passes defended, one fumble recovery and one special teams tackle.
- He played in 14 games (six starts) in 2023 and totaled 34 tackles (27 solo) and seven passes defended as well as one special teams stop. In Week 9 at CAR, he totaled a single-game career-high six tackles (four solo) and one pass defended. In Week 13 at TEN, he set a single-game career-high passes defended (two). In Week 14 at CIN, he collected a single-game career high in tackles (seven) and one pass defended.
- In 2022, he was active for three games and recorded one fumble recovery.

COLLEGE HIGHLIGHTS

- Appeared in 53 games (23 starts) at Georgia Southern (2017-21) and tallied 111 tackles (79 solo), 4.5 tackles for loss, 17 passes defended, three interceptions and two forced fumbles.
- In 2021, he appeared in nine games (eight starts) and registered 32 tackles (27 solo), 2.0 tackles for loss, eight passes defended and one forced fumble.
- As a redshirt senior, he was named Third Team All-Sun Belt Conference after he started all 12 games and recorded 31 tackles (24 solo), 1.5 tackles for loss, seven passes defended and one interception.
- In 2019, he saw action in 12 games (three starts) and tallied 23 tackles (10 solo) and two passes defended.
- As a redshirt sophomore, he appeared in eight games and compiled six tackles (five solo) and one interception.
- In 2017, he saw action in all 12 games and tallied 18 tackles (13 solo), one interception and one forced fumble. He made the Georgia Southern Honor Roll in the spring of 2018.
- Redshirted the 2016 season and was named to the Dean's List and the Sun Belt Conference's Academic Honor Roll.

PERSONAL

- Attended Hephzibah (Ga.) High School.
- Also competed in track and field and was a state champion in 2016 in the long jump.
- Participated in the NFL's My Cause My Cleats initiative and represented Autism Speaks (2023).
- Earned his degree in interdisciplinary studies.
- Born in Panama City, Panama and raised in Hephzibah, Ga.

ADDITIONAL TRANSACTIONS

- Signed to the Indianapolis active roster from the practice squad on December 28, 2022.
- Signed to the Colts practice squad on December 18, 2022.
- Signed to the Indianapolis active roster from the practice squad on December 16, 2022.
- Signed to the Colts practice squad on September 13, 2022.
- Waived by the Arizona Cardinals on August 29, 2022.
- Signed by the Cardinals as an undrafted free agent on May 13, 2022.

JULIAN BLACKMON
SAFETY

32

6-0 202 LBS
NFL EXP: 4
(4TH YEAR WITH THE COLTS)
BORN: 8/24/98



COLLEGE:
UTAH

4TH-AND-SHORT

- In his first four seasons, he saw action in 50 games (46 starts) and tallied 207 tackles (158 solo), 12.0 tackles for loss, 1.0 sack, 17 passes defended, seven interceptions (one returned for a touchdown), two forced fumbles, three fumble recoveries and seven special teams stops.
- In Week 11 of 2020 vs. GB, he forced a fumble in overtime that led to a Colts win.
- Had the most passes defended (six) by a Colts player in their first five games since at least 1999.

DOWN THE STRETCH

What is on your bucket list: I'm trying to skydive.

Do you have any pets: I have a Siberian Husky named Achilles.

Do you have any nicknames: Juice, JumpManJu

What is the best advice you've been given: Many are called, few are chosen. Be thankful for everything. Regret nothing.

Who was your favorite athlete growing up: Michael Jordan

Who is your favorite artist: Young Thug, J. Cole and Roddy Ricch

What is your favorite TV show: "Stranger Things"

What is your favorite movie: "Major Payne"

Do you have any hidden talents: I can sing, I've got pipes.

What is one thing you can't live without: Socks

What are your hobbies off the field: Making music, playing basketball and fishing.



Selected by the Colts in the third round (85th overall) of the 2020 NFL Draft.

 @JumpManJu32

 @jumpmanjuice

MAKING THE SWITCH

After excelling at cornerback and earning Second Team All-Pac-12 honors in back-to-back seasons, Blackmon switched to safety for his senior year. He wanted to help the team wherever he could and made the decision to bring it up to the coaches. "I felt like playing safety was one of my better fits," Blackmon said. "So I came to the coaches and I asked them if I could move just because I felt like we had a lot of guys that could play corner." He ended up starting 12 games and totaled 60 tackles (41 solo), eight passes defended, a team-high four interceptions and tied for a team-high with two forced fumbles on his way to Second Team All-America recognition and First Team All-Pac-12 honors.

NFL HIGHLIGHTS

- In four seasons with Indianapolis (2020-23), he has competed in 50 games (46 starts) and has tallied 207 tackles (158 solo), 12.0 tackles for loss, 1.0 sack, 17 passes defended, seven interceptions (one returned for a touchdown), two forced fumbles, three fumble recoveries and seven special teams stops.
- In 2023, he started all 15 games he saw action in and compiled single-season career highs in tackles (88), solo tackles (65), tackles for loss (5.0), passes defended (eight) and fumble recoveries (two). In Week 2 at HOV, he tallied 10 tackles (seven solo). In Week 3 at BAL, he registered 12 tackles (six solo) and 1.0 tackle for loss. In Week 5 vs. TEN, he collected five tackles (four solo), one pass defended and one interception. In Week 7 vs. CLE, he totaled five tackles (four solo), 2.0 tackles for loss, two passes defended and one interception. In Week 10 at NE, he totaled four solo tackles, two passes defended and one interception. In Week 12 vs. TB, he recorded five solo tackles and two passes defended. In Week 13 at TEN, he tallied seven tackles (six solo) and one fumble recovery. In Week 15 vs. PIT, he totaled two solo tackles, one pass defended, one interception and one fumble recovery.
- In 2022, he appeared in 14 games (11 starts) and recorded 46 tackles (33 solo), 2.0 tackles for loss, 1.0 sack, two passes defended, one interception returned for a touchdown and one fumble recovery. He also added four special teams stops. In Week 15 at MIN, he recorded four tackles (two solo), one pass defended and one interception returned for a touchdown.
- Started six games in 2021 and compiled 31 tackles (25 solo), 2.0 tackles for loss, one pass defended, one forced fumble and three special teams stops. In Week 3 at TEN, he tallied a single-game career-high 11 solo tackles. In Week 5 at BAL, he accumulated four tackles (three solo), one forced fumble and two special teams stops. He was placed on the Injured Reserve list on Oct. 23, 2021.
- In 2020, he appeared in 15 games (14 starts) and recorded 42 tackles (35 solo), 3.0 tackles for loss, six passes defended, two interceptions and one forced fumble. In Week 4 at CHI, he tallied one

NFL HIGHLIGHTS CONT...

solo tackle, three passes defended and his first career interception. In Week 6 vs. CIN, he recorded two solo tackles, one pass defended and a game-clinching interception. Since at least 1999, his six passes defended are the most by a Colts player in their first five games. In Week 11 vs. GB, he registered five solo tackles and one forced fumble. The forced fumble was on the Packers' first possession of overtime, which led to the game-winning kick by Rodrigo Blankenship. He started one postseason contest and tallied five solo tackles.

COLLEGE HIGHLIGHTS

- Appeared in 48 games (39 starts) at Utah (2016-19) and totaled 158 tackles (118 solo), 8.5 tackles for loss, 1.5 sacks, 29 passes defended, nine interceptions and two forced fumbles.
- In 2019, he earned Second Team All-America recognition and First Team All-Pac 12 honors as well as First Team All-America honors from *Sports Illustrated*, *The Athletic* and Pro Football Focus after he started 12 games and tallied 60 tackles (41 solo), 4.0 tackles for loss, 1.5 sacks, eight passes defended, a team-high four interceptions and tied for a team-high with two forced fumbles. In his first season at strong safety, he tied for the Pac-12 lead in interceptions (four). He was a finalist for the Polynesian Player of the Year. Named Pac-12 Defensive Player of the Week after recording a career-high 12 tackles (nine solo), 1.5 tackles for loss, 1.5 sacks, one interception and one forced fumble vs. UCLA.
- As a junior, he received Second Team All-Pac-12 honors after he started all 14 games at cornerback and totaled 48 tackles (38 solo), 4.0 tackles for loss, a team-high 11 passes defended and one interception. His 11 passes defended ranked fifth in the Pac-12. Recorded a season-high seven tackles (four solo) and one pass defended against Washington in the Pac-12 Championship.
- In 2017, he earned Second Team All-Pac-12 honors after he started all 14 games and totaled 48 tackles (38 solo), half a tackle for loss and had team highs in passes defended (10) and interceptions (four). In the Pac-12, his passes defended tied for third most and his interceptions ranked ninth. Named the MVP of the Heart of Dallas Bowl after he recorded two solo tackles and two interceptions. He was selected to The Associated Press and ESPN All-Bowl teams and also received Pac-12 All-Academic honorable mention honors.
- As a true freshman, he saw action in nine games on special teams and defense and tallied two tackles. He also contributed two kickoff returns for 26 yards.

PERSONAL

- Attended Layton (Utah) High School and was a two-time Second Team All-Region selection after recording 52 tackles, six interceptions and 51 receptions for 940 yards and nine touchdowns for his career.
- He played both wide receiver and cornerback.
- Rated a three-star wide receiver by *Rivals*.
- Also played basketball and helped his team win the 2015 5A Utah State Championship and earned first-team All-State honors as a senior.
- Also ran track.
- He gave up Division I offers to play point guard for football.
- Participated in the NFL's My Cause My Cleats initiative and represented kNot Today (2023) and ShelterKids (2020).
- In 2023, he volunteered for Colts community initiatives like building a playground, the Colts Unified Flag Classic, the Hispanic Heritage camp/book fair and Beyond the Sidelines.
- In 2020, he participated in multiple Colts' mobile pantry distributions and also met with kids from Riley Hospital for Children virtually.
- Majored in sociology.
- A native of Layton, Utah.

ADDITIONAL TRANSACTIONS

- Re-signed by the Colts as an unrestricted free agent on April 9, 2024.

JULIAN BLACKMON'S - NFL REGULAR SEASON STATISTICS

DATE	TEAM	GP	GS	TACKLES								INTERCEPTIONS					FUMBLES				ST			MISC					
				TK	S	A	TFL	YDS	SK	YDS	QBH	NO	YDS	LG	TD	PD	FF	FR	TD	YDS	TK	S	A	FF	FR	S	A		
2020	Colts	15	14	42	35	7	3	7	0.0	0.0	0	2	19	15	0	6	1	0	0	0	0	0	0	0	0	0	0	0	0
2021	Colts	6	6	31	25	6	2	4	0.0	0.0	0	0	0	0	0	1	1	0	0	0	0	3	2	1	0	0	0	0	
2022	Colts	14	11	46	33	13	2	10	1.0	0.0	1	1	17	17	1	2	0	1	0	34	4	3	1	0	0	0	0	0	
2023	Colts	15	15	88	65	23	5	11	0.0	0.0	1	4	39	25	0	8	0	2	0	2	0	0	0	0	0	0	0	0	
TOTALS		50	46	207	158	49	12	32	1.0	0.0	2	7	75	25	1	17	2	3	0	36	7	5	2	0	0	0	0	0	

JULIAN BLACKMON'S - NFL POSTSEASON STATISTICS

DATE	TEAM	GP	GS	TACKLES								INTERCEPTIONS					FUMBLES				ST			MISC				
				TK	S	A	TFL	YDS	SK	YDS	QBH	NO	YDS	LG	TD	PD	FF	FR	TD	YDS	TK	S	A	FF	FR	S	A	
2020	Colts	1	1	5	5	0	0	0	0.0	0.0	0	0	0	0	0	0	0	0	0	0	0	0	0	0	0	0	0	0
TOTALS		1	1	5	5	0	0	0	0.0	0.0	0	0	0	0	0	0	0	0	0	0	0	0	0	0	0	0	0	0

SINGLE-GAME HIGHS: DEFENSIVE

<p>Total Tackles 12 at Baltimore Ravens, Sep 24, 2023 11 at Tennessee Titans, Sep 26, 2021 10 at Houston Texans, Sep 17, 2023</p> <p>Solo Tackles 11 at Tennessee Titans, Sep 26, 2021 7 vs. Los Angeles Rams, Oct 01, 2023 ...1 more at 7.</p> <p>Sacks 1.0 at New England Patriots, Nov 06, 2022</p> <p>Passes Defensed 3 at Chicago Bears, Oct 04, 2020 2 vs. Tampa Bay Buccaneers, Nov 26, 2023 ...3 more at 2.</p> <p>Forced Fumbles 1 at Baltimore Ravens, Oct 11, 2021 ...1 more at 1.</p> <p>Fumble Recoveries 1 vs. Pittsburgh Steelers, Dec 16, 2023 ...2 more at 1.</p>	<p>Tackles For Loss 25 vs. Cleveland Browns, Oct 22, 2023 1 vs. New Orleans Saints, Oct 29, 2023 ...9 more at 1.</p> <p>Interceptions 1 vs. Pittsburgh Steelers, Dec 16, 2023 ...6 more at 1.</p> <p>Interception Return Yards 25 vs. Pittsburgh Steelers, Dec 16, 2023 17 at Minnesota Vikings, Dec 17, 2022 15 at Chicago Bears, Oct 04, 2020</p> <p>Special Teams Tackles 2 at Baltimore Ravens, Oct 11, 2021 1 at New England Patriots, Nov 06, 2022 ...4 more at 1.</p> <p>Longest Opp Fumble Return 34 vs. Houston Texans, Jan 08, 2023 2 at Tennessee Titans, Dec 03, 2023</p>
--------------------------------------------------------------------------------------------------------------------------------------------------------------------------------------------------------------------------------------------------------------------------------------------------------------------------------------------------------------------------------------------------------------------------------------------------------------------------------------------------------------------------------------------------------------------------------------------------------------------------------------------------------------	----------------------------------------------------------------------------------------------------------------------------------------------------------------------------------------------------------------------------------------------------------------------------------------------------------------------------------------------------------------------------------------------------------------------------------------------------------------------------------------------------------------------------------------------------------------------------------------------------------------------------------------------------------

SINGLE-GAME HIGHS - POSTSEASON: DEFENSIVE

Total Tackles 5 at Buffalo Bills, Jan 09, 2021	Solo Tackles 5 at Buffalo Bills, Jan 09, 2021
-------------------------------------------------------	------------------------------------------------------

2020 GAME-BY-GAME REGULAR-SEASON STATISTICS (COLTS)

DATE	OPPONENT	P/S	TACKLES							INTERCEPTIONS				FUMBLES			ST			MISC		W/L	SCORE						
			TK	S	A	SK	YDS	TFL	YDS	QBH	NO	YDS	LG	TD	PD	FF	FR	TD	YDS	TK	S			A	FF	FR	S	A	
09/13	at Jaguars		INACTIVE																					L	20-27				
09/20	Vikings	P	2	2	0	0	0	0	0	0	0	0	0	2	0	0	0	0	0	0	0	0	0	0	0	0	0	W	28-11
09/27	Jets	S	1	1	0	0	0	0	0	0	0	0	0	0	0	0	0	0	0	0	0	0	0	0	0	0	0	W	36-7
10/04	at Bears	S	1	1	0	0	0	0	0	0	1	15	15	0	3	0	0	0	0	0	0	0	0	0	0	0	0	W	19-11
10/11	at Browns	S	4	3	1	0	0	0	0	0	0	0	0	0	0	0	0	0	0	0	0	0	0	0	0	0	L	23-32	
10/18	Bengals	S	2	2	0	0	0	0	0	0	1	4	4	0	1	0	0	0	0	0	0	0	0	0	0	0	W	31-27	
11/01	at Lions	S	4	3	1	0	0	0	0	0	0	0	0	0	0	0	0	0	0	0	0	0	0	0	0	0	W	41-21	
11/08	Ravens	S	3	3	0	0	0	1	1	0	0	0	0	0	0	0	0	0	0	0	0	0	0	0	0	0	L	10-24	
11/12	at Titans	S	4	3	1	0	0	1	4	0	0	0	0	0	0	0	0	0	0	0	0	0	0	0	0	0	W	34-17	
11/22	Packers	S	5	5	0	0	0	0	0	0	0	0	0	0	1	0	0	0	0	0	0	0	0	0	0	0	W	34-31+	
11/29	Titans	S	2	1	1	0	0	0	0	0	0	0	0	0	0	0	0	0	0	0	0	0	0	0	0	0	L	26-45	
12/06	at Texans	S	4	3	1	0	0	0	0	0	0	0	0	0	0	0	0	0	0	0	0	0	0	0	0	0	W	26-20	
12/13	at Raiders	S	2	1	1	0	0	0	0	0	0	0	0	0	0	0	0	0	0	0	0	0	0	0	0	0	W	44-27	
12/20	Texans	S	1	0	1	0	0	0	0	0	0	0	0	0	0	0	0	0	0	0	0	0	0	0	0	0	W	27-20	
12/27	at Steelers	S	2	2	0	0	0	0	0	0	0	0	0	0	0	0	0	0	0	0	0	0	0	0	0	0	L	24-28	
01/03	Jaguars	S	5	5	0	0	0	1	2	0	0	0	0	0	0	0	0	0	0	0	0	0	0	0	0	0	W	28-14	
2020 TOTALS			15-14	42	35	7	0	0	0	3	7	0	2	19	15	0	6	1	0	0	0	0	0	0	0	0	0	11-5	

+ - Overtime

2021 GAME-BY-GAME REGULAR-SEASON STATISTICS (COLTS)

DATE	OPPONENT	P/S	TACKLES							INTERCEPTIONS				FUMBLES			ST			MISC		W/L	SCORE					
			TK	S	A	SK	YDS	TFL	YDS	QBH	NO	YDS	LG	TD	PD	FF	FR	TD	YDS	TK	S			A	FF	FR	S	A
09/12	Seahawks	S	5	3	2	0	0	1	3	0	0	0	0	0	0	0	0	0	0	0	0	0	0	0	0	0	L	16-28
09/19	Rams	S	4	2	2	0	0	0	0	0	0	0	0	1	0	0	0	0	0	0	0	0	0	0	0	0	L	24-27
09/26	at Titans	S	11	11	0	0	0	0	0	0	0	0	0	0	0	0	0	0	0	0	0	0	0	0	0	0	L	16-25
10/03	at Dolphins	S	3	2	1	0	0	0	0	0	0	0	0	0	0	0	0	0	0	0	0	0	0	0	0	0	W	27-17
10/11	at Ravens	S	4	3	1	0	0	0	0	0	0	0	0	0	1	0	0	0	2	1	1	0	0	0	0	0	L	25-31+
10/17	Texans	S	4	4	0	0	0	1	1	0	0	0	0	0	0	0	0	0	1	1	0	0	0	0	0	0	W	31-3
10/24	at 49ers		INJURED RESERVE																					W	30-18			
10/31	Titans		INJURED RESERVE																					L	31-34+			
11/04	Jets		INJURED RESERVE																					W	45-30			
11/14	Jaguars		INJURED RESERVE																					W	23-17			
11/21	at Bills		INJURED RESERVE																					W	41-15			
11/28	Buccaneers		INJURED RESERVE																					L	31-38			
12/05	at Texans		INJURED RESERVE																					W	31-0			
12/18	Patriots		INJURED RESERVE																					W	27-17			
12/25	at Cardinals		INJURED RESERVE																					W	22-16			
01/02	Raiders		INJURED RESERVE																					L	20-23			
01/09	at Jaguars		INJURED RESERVE																					L	11-26			
2021 TOTALS			6-6	31	25	6	0	0	2	4	0	0	0	0	0	0	1	1	0	0	0	0	3	2	1	0	0	9-8

+ - Overtime

2022 GAME-BY-GAME REGULAR-SEASON STATISTICS (COLTS)

DATE	OPPONENT	P/S	TACKLES							INTERCEPTIONS					FUMBLES			ST			MISC		W/L	SCORE			
			TK	S	A	SK	YDS	TFL	YDS	QBH	NO	YDS	LG	TD	PD	FF	FR	TD	YDS	TK	S	A			FF	FR	S
09/11	at Texans	S	1	1	0	0.0	0.0	0	0	0	0	0	0	0	0	0	0	0	0	0	0	0	0	0	0	T	20-20
09/18	at Jaguars	S	1	0	1	0.0	0.0	0	0	0	0	0	0	1	0	0	0	0	0	0	0	0	0	0	0	L	0-24
09/25	Chiefs	S	0	0	0	0.0	0.0	0	0	0	0	0	0	0	0	0	0	0	1	1	0	0	0	0	0	W	20-17
10/02	Titans																									L	17-24
10/06	at Broncos																									W	12-9+
10/16	Jaguars																									W	34-27
10/23	at Titans	P	2	2	0	0.0	0.0	0	0	0	0	0	0	0	0	0	0	0	1	1	0	0	0	0	0	L	10-19
10/30	Commanders	P	2	2	0	0.0	0.0	0	0	0	0	0	0	0	0	0	0	0	1	1	0	0	0	0	0	L	16-17
11/06	at Patriots	P	3	2	1	1.0	0.0	0	0	1	0	0	0	0	0	0	0	0	1	0	1	0	0	0	0	L	3-26
11/13	at Raiders	S	1	1	0	0.0	0.0	0	0	0	0	0	0	0	0	0	0	0	0	0	0	0	0	0	0	W	25-20
11/20	Eagles	S	5	4	1	0.0	0.0	1	8	0	0	0	0	0	0	0	0	0	0	0	0	0	0	0	0	L	16-17
11/28	Steelers	S	4	2	2	0.0	0.0	0	0	0	0	0	0	0	0	0	0	0	0	0	0	0	0	0	0	L	17-24
12/04	at Cowboys	S	3	3	0	0.0	0.0	0	0	0	0	0	0	0	0	0	0	0	0	0	0	0	0	0	0	L	19-54
12/17	at Vikings	S	4	2	2	0.0	0.0	0	0	0	1	17	17	1	1	0	0	0	0	0	0	0	0	0	0	L	36-39+
12/26	Chargers	S	9	5	4	0.0	0.0	0	0	0	0	0	0	0	0	0	0	0	0	0	0	0	0	0	0	L	3-20
01/01	at Giants	S	3	3	0	0.0	0.0	0	0	0	0	0	0	0	0	0	0	0	0	0	0	0	0	0	0	L	10-38
01/08	Texans	S	8	6	2	0.0	0.0	1	2	0	0	0	0	0	0	1	0	34	0	0	0	0	0	0	0	L	31-32
2022 TOTALS			14-11	46	33	13	1.0	0.0	2	10	1	1	17	17	1	2	0	1	0	34	4	3	1	0	0	0	4-12-1

+ - Overtime

2023 GAME-BY-GAME REGULAR-SEASON STATISTICS (COLTS)

DATE	OPPONENT	P/S	TACKLES							INTERCEPTIONS					FUMBLES			ST			MISC		W/L	SCORE			
			TK	S	A	SK	YDS	TFL	YDS	QBH	NO	YDS	LG	TD	PD	FF	FR	TD	YDS	TK	S	A			FF	FR	S
09/10	Jaguars	S	5	3	2	0.0	0.0	0	0	0	0	0	0	0	0	0	0	0	0	0	0	0	0	0	0	L	21-31
09/17	at Texans	S	10	7	3	0.0	0.0	0	0	0	0	0	0	0	0	0	0	0	0	0	0	0	0	0	0	W	31-20
09/24	at Ravens	S	12	6	6	0.0	0.0	1	2	0	0	0	0	0	0	0	0	0	0	0	0	0	0	0	0	W	22-19+
10/01	Rams	S	9	7	2	0.0	0.0	0	0	0	0	0	0	0	0	0	0	0	0	0	0	0	0	0	0	L	23-29+
10/08	Titans	S	5	4	1	0.0	0.0	0	0	0	1	10	10	0	0	0	0	0	0	0	0	0	0	0	0	W	23-16
10/15	at Jaguars	S	4	4	0	0.0	0.0	1	0	0	0	0	0	0	0	0	0	0	0	0	0	0	0	0	0	L	20-37
10/22	Browns	S	5	4	1	0.0	0.0	2	9	0	1	0	0	0	2	0	0	0	0	0	0	0	0	0	0	L	38-39
10/29	Saints	S	6	3	3	0.0	0.0	1	0	0	0	0	0	0	0	0	0	0	0	0	0	0	0	0	0	L	27-38
11/05	at Panthers	S	6	5	1	0.0	0.0	0	0	0	0	0	0	0	0	0	0	0	0	0	0	0	0	0	0	W	27-13
11/12	at Patriots	S	4	4	0	0.0	0.0	0	0	0	1	4	4	0	2	0	0	0	0	0	0	0	0	0	0	W	10-6
11/26	Buccaneers	S	5	5	0	0.0	0.0	0	0	1	0	0	0	0	2	0	0	0	0	0	0	0	0	0	0	W	27-20
12/03	at Titans	S	7	6	1	0.0	0.0	0	0	0	0	0	0	0	0	1	0	2	0	0	0	0	0	0	0	W	31-28+
12/10	at Bengals	S	7	5	2	0.0	0.0	0	0	0	0	0	0	0	0	0	0	0	0	0	0	0	0	0	0	L	14-34
12/16	Steelers	S	2	2	0	0.0	0.0	0	0	0	1	25	25	0	1	1	0	0	0	0	0	0	0	0	0	W	30-13
12/24	at Falcons	S	1	0	1	0.0	0.0	0	0	0	0	0	0	0	0	0	0	0	0	0	0	0	0	0	0	L	10-29
12/31	Raiders																									W	23-20
01/06	Texans																									L	19-23
2023 TOTALS			15-15	88	65	23	0.0	0.0	5	11	1	4	39	25	0	8	0	2	0	2	0	0	0	0	0	0	9-8

+ - Overtime

2020 GAME-BY-GAME POSTSEASON STATISTICS (COLTS)

DATE	OPPONENT	P/S	TACKLES							INTERCEPTIONS					FUMBLES			ST			MISC		W/L	SCORE				
			TK	S	A	SK	YDS	TFL	YDS	QBH	NO	YDS	LG	TD	PD	FF	FR	TD	YDS	TK	S	A			FF	FR	S	A
01/09	at Bills	S	5	5	0	0.0	0.0	0	0	0	0	0	0	0	0	0	0	0	0	0	0	0	0	0	0	0	L	24-27
2020 TOTALS			1-1	5	5	0	0.0	0.0	0	0	0	0	0	0	0	0	0	0	0	0	0	0	0	0	0	0	0-1	

JUJU BRENTS
CORNERBACK

29

6-3 198 LBS

NFL EXP: 2

(2ND YEAR WITH THE COLTS)

BORN: 1/18/00



COLLEGE:
KANSAS STATE

4TH-AND-SHORT

- In his rookie season, he compiled 42 tackles (30 solo), six passes defended, one interception, one forced fumble and one fumble recovery as well as one special teams stop.
- Played in 46 career games (32 starts) at Kansas State (2021-22) and Iowa (2018-20) and compiled 111 tackles (78 solo), 6.5 tackles for loss, 16 passes defended, six interceptions and one forced fumble.
- Named First Team All-Big 12 in 2022 by the league's coaches and was a Second Team All-Big 12 choice by the Associated Press.
- Garnered Honorable Mention All-Big 12 recognition from the league's coaches in 2021.
- Competed at Warren Central High School in Indianapolis and played for Head Coach Jayson West.



Selected by the Colts in the second round (44th overall) of the 2023 NFL Draft.

X @Jbrents_18

IG @jbrents.18

HOMETOWN KID

Brents was one of just four players on the Colts 90-man roster who are from Indianapolis when he was drafted. Before a standout career at Kansas State, Brents prepped at Warren Central High School, just under 13 miles east of Lucas Oil Stadium. According to the *Indy Star*, Brents is just the fourth Indianapolis native drafted by the Colts, joining Jeff George, Anthony Johnson and Lamont Warren.

NFL HIGHLIGHTS

- In 2023, he played in nine games (eight starts) and tallied 42 tackles (30 solo), six passes defended, one interception, one forced fumble and one fumble recovery as well as one special teams tackle. In Week 3 at BAL, he compiled four solo tackles, one forced fumble and one fumble recovery. In Week 4 vs. LAR, he totaled nine tackles (eight solo). In Week 5 vs. TEN, he collected four tackles (three solo) and one pass defended. In Week 6 at JAX, he tallied seven tackles (five solo), two passes defended and his first career interception. In Week 17 vs. LV, he registered six tackles (three solo) and a single-game career-high three passes defended. His three passes defended are the most by a Colts player in a single game since Stephon Gilmore in Week 15 of 2022.

COLLEGE HIGHLIGHTS

- Played in 46 career games (32 starts) at Kansas State (2021-22) and Iowa (2018-20) and compiled 111 tackles (78 solo), 6.5 tackles for loss, 16 passes defended, six interceptions and one forced fumble. Named First Team All-Big 12 in 2022 by the league's coaches and was a Second Team All-Big 12 choice by the Associated Press. He also earned Second Team Academic All-Big 12 honors in 2022. Garnered Honorable Mention All-Big 12 recognition from the league's coaches in 2021.
- In 2022, he earned First Team All-Big 12 accolades after he started all 14 games and finished with 45 tackles (28 solo), 3.5 tackles for loss, eight passes defended, four interceptions and one forced fumble. Led the team in passes defended and interceptions. He ranked 22nd nationally and third in the Big 12 in interceptions, while ranking 12th in the Big 12 in passes defended. In the Sugar Bowl vs. No. 5 Alabama, he finished with two solo tackles. Against TCU in the Big 12 Championship Game, he registered three solo tackles, two passes defended, one interception and one forced fumble. Finished with four tackles (three solo), 1.0 tackle for loss, one pass defended and one interception in a win against Texas Tech.
- In his first season at Kansas State in 2021, he started 13 games and registered 49 tackles (41 solo), 3.0 tackles for loss, three passes defended and one interception.
- Appeared in seven games at Iowa in 2020 and tallied four tackles (one solo) and one pass defended. Garnered Honorable Mention All-Big 12 recognition from the league's coaches.

COLLEGE HIGHLIGHTS CONT...

- In 2019, he played in one game and redshirted.
- As a true freshman in 2018, he saw action in 11 games (five starts) and compiled 13 tackles (eight solo), four passes defended and one interception.

PERSONAL

- Competed at Warren Central High School in Indianapolis and played for Head Coach Jayson West.
- Rated the 28th-best cornerback in the Class of 2018 by *247Sports*.
- Selected as the fourth-best overall prospect in the state of Indiana by *Rivals*, while *247Sports* ranked him fifth.
- Named to the 2017 American Family Insurance ALL-USA Central Indiana High School Football Super Team.
- Earned First Team All-Conference honors his final three years as a prep and was an all-county choice as a senior and junior.
- Finished his high school career with 63 tackles, 10 passes defended and three interceptions.
- Named a team captain as a senior.
- Also competed in track and field.
- In 2023, he volunteered for Gleaners Food Bank, the Colts Unified Flag Classic and Beyond the Sidelines as Colts community initiative efforts.
- Majored in communication studies in college.
- A native of Indianapolis.

JUJU BRENTS' - NFL REGULAR SEASON STATISTICS

DATE	TEAM	GP	GS	TACKLES								INTERCEPTIONS					FUMBLES					ST				MISC		
				TK	S	A	TFL	YDS	SK	YDS	QBH	NO	YDS	LG	TD	PD	FF	FR	TD	YDS	TK	S	A	FF	FR	S	A	
2023	Colts	9	8	42	30	12	0	0	0.0	0.0	0	1	0	0	0	6	1	1	0	0	1	0	1	0	1	0	0	0
TOTALS		9	8	42	30	12	0	0	0.0	0.0	0	1	0	0	0	6	1	1	0	0	1	0	1	0	0	0	0	

SINGLE-GAME HIGHS: DEFENSIVE

Total Tackles 9 vs. Los Angeles Rams, Oct 01, 2023
7 at Atlanta Falcons, Dec 24, 2023
...1 more at 7.

Solo Tackles 8 vs. Los Angeles Rams, Oct 01, 2023
5 at Jacksonville Jaguars, Oct 15, 2023
4 at Atlanta Falcons, Dec 24, 2023
...1 more at 4.

Passes Defensed 3 vs. Las Vegas Raiders, Dec 31, 2023
2 at Jacksonville Jaguars, Oct 15, 2023
1 vs. Tennessee Titans, Oct 08, 2023

Forced Fumbles 1 at Baltimore Ravens, Sep 24, 2023
Fumble Recoveries 1 at Baltimore Ravens, Sep 24, 2023
Interceptions 1 at Jacksonville Jaguars, Oct 15, 2023

2023 GAME-BY-GAME REGULAR-SEASON STATISTICS (COLTS)

DATE	OPPONENT	P/S	TACKLES								INTERCEPTIONS					FUMBLES					ST				MISC		W/L	SCORE					
			TK	S	A	SK	YDS	TFL	YDS	QBH	NO	YDS	LG	TD	PD	FF	FR	TD	YDS	TK	S	A	FF	FR	S	A							
09/10	Jaguars																															L	21-31
09/17	at Texans																															W	31-20
09/24	at Ravens	P	4	4	0	0.0	0.0	0	0	0	0	0	0	0	0	1	1	0	0	0	0	0	0	0	0	0	0	0	0	0	0	W	22-19+
10/01	Rams	S	9	8	1	0.0	0.0	0	0	0	0	0	0	0	0	0	0	0	0	0	0	0	0	0	0	0	0	0	0	0	L	23-29+	
10/08	Titans	S	4	3	1	0.0	0.0	0	0	0	0	0	0	0	0	0	0	0	0	0	0	0	0	0	0	0	0	0	0	0	W	23-16	
10/15	at Jaguars	S	7	5	2	0.0	0.0	0	0	0	0	1	0	0	0	2	0	0	0	0	0	0	0	0	0	0	0	0	0	0	L	20-37	
10/22	Browns	S	0	0	0	0.0	0.0	0	0	0	0	0	0	0	0	0	0	0	0	0	0	0	0	0	0	0	0	0	0	0	L	38-39	
10/29	Saints																														L	27-38	
11/05	at Panthers																															W	27-13
11/12	at Patriots																															W	10-6
11/26	Buccaneers																															W	27-20
12/03	at Titans																															W	31-28+
12/10	at Bengals																															L	14-34
12/16	Steelers	S	3	1	2	0.0	0.0	0	0	0	0	0	0	0	0	0	0	0	0	0	1	0	1	0	0	0	0	0	0	0	W	30-13	
12/24	at Falcons	S	7	4	3	0.0	0.0	0	0	0	0	0	0	0	0	0	0	0	0	0	0	0	0	0	0	0	0	0	0	0	L	10-29	
12/31	Raiders	S	6	3	3	0.0	0.0	0	0	0	0	0	0	0	0	3	0	0	0	0	0	0	0	0	0	0	0	0	0	0	W	23-20	
01/06	Texans	S	2	2	0	0.0	0.0	0	0	0	0	0	0	0	0	0	0	0	0	0	0	0	0	0	0	0	0	0	0	0	L	19-23	
2023 TOTALS		9-8	42	30	12	0.0	0.0	0	0	0	0	1	0	0	0	6	1	1	0	0	1	0	1	0	0	0	0	0	0	0	9-8		

+ - Overtime

KENDELL BROOKS
SAFETY

36

6-0 206 LBS

NFL EXP: 1
(1ST YEAR WITH THE COLTS)
BORN: 3/3/00



COLLEGE:
MICHIGAN STATE

4TH-AND-SHORT

- Spent the 2023 training camp and offseason program with Arizona.
- Appeared in 43 games (20 starts) over five seasons at Michigan State (2021-22) and North Greenville University (2018-20) and totaled 187 tackles (101 solo), 5.5 tackles for loss, six passes defended and four forced fumbles.

DOWN THE STRETCH

What is on your bucket list: Deep sea fishing

Do you have any pets: An American Bulldog named Narco.

Pregame ritual: I go out on the field early and pray, and also listen to "In the Air Tonight" by Phil Collins right before I go out for warmups

Nicknames: KB, KBeezy, Kbeeski

Who is your mentor: Hassan Kareem, Jamir Miller

Who is your favorite artist: Nipsey Hussle

What are your pet peeves: The sound a sharpie makes on paper, people who don't let you merge in traffic, people who cause traffic and lack of communication.

What are your hobbies off the field: Reading, real estate, spending time with my family and my dog.



Signed by the Colts to a reserve/
future contact on January 9,
2024.

X @4thQtrKB

ALWAYS WORKIN'

When the COVID-19 pandemic forced North Greenville University to cancel their 2020 season, Brooks decided to enter the transfer portal to continue his football career. While he waited back home in Swansea, S.C. for a taker, he didn't stop working, filling his time with three jobs at Pizza Hut, FedEx and his family's business, Taylor Logging and Tree Service, to make money. The manual labor of logging kept him in shape long enough for the call to come from Michigan State, offering him the jump from a Division II school to a Power-5 league with the Big Ten.

NFL HIGHLIGHTS

- Spent the 2023 offseason program and training camp with Arizona.

COLLEGE HIGHLIGHTS

- Appeared in 43 games (20 starts) over five seasons at Michigan State (2021-22) and North Greenville University (2018-20) and totaled 187 tackles (101 solo), 5.5 tackles for loss, six passes defended and four forced fumbles.
- As a senior in 2022, he appeared in 11 games (10 starts) and collected 100 tackles (48 solo), 3.5 tackles for loss, three passes defended and three forced fumbles.
- In 2021 as a junior, he saw action in 13 games at Michigan State and tallied nine tackles (seven solo) and one pass defended.
- Did not see action in 2020 as the season was cancelled due to the COVID-19 pandemic.
- In 2019, he played in 10 games (nine starts) at North Greenville and tallied 56 tackles (35 solo), 1.0 tackle for loss and two passes defended.
- As a freshman in 2018, he saw action in nine games (one start) and collected 22 tackles (11 solo), 1.0 tackle for loss and one forced fumble.

PERSONAL

- Attended Swansea (S.C.) High School.
- A North-South All-Star Game selection.
- Earned a degree in human resources and labor relations from Michigan State University.
- Born in Swansea, South Carolina.

ADDITIONAL TRANSACTIONS

- Signed by the Colts to a reserve/future contract on January 9, 2024.
- Waived by the Arizona Cardinals on August 29, 2023.
- Signed with the Cardinals as an undrafted free agent on May 1, 2023.

KENDELL BROOKS' - NFL REGULAR SEASON STATISTICS

DATE	TEAM	GP	GS	TACKLES							INTERCEPTIONS				FUMBLES				ST			MISC				
				TK	S	A	TFL	YDS	SK	YDS	QBH	NO	YDS	LG	TD	PD	FF	FR	TD	YDS	TK	S	A	FF	FR	S
2023	Cardinals	0	0	0	0	0	0	0	0.0	0.0	0	0	0	0	0	0	0	0	0	0	0	0	0	0	0	0
TOTALS		0	0	0	0	0	0	0	0.0	0.0	0	0	0	0	0	0	0	0	0	0	0	0	0	0	0	0

TAVEN BRYAN

DEFENSIVE TACKLE

(TAY-vim)

96

6-4 291 LBS

NFL EXP: 6

(2ND YEAR WITH THE COLTS)

BORN: 3/11/96



**COLLEGE:
FLORIDA**

4TH-AND-SHORT

- In his first six seasons, he played in 96 games (40 starts) in his time with the Colts (2023), Browns (2022) and Jaguars (2018-21) and compiled 134 tackles (74 solo), 21.0 tackles for loss, 10.5 sacks, two passes defended and two forced fumbles.
- Brandy Bryan, Taven's father, served as a Navy SEAL from 1990-94.
- Nickname is the Wyoming Wildman.



Originally signed by the Colts as an unrestricted free agent on March 17, 2023.



 [@tavenbryan93](https://twitter.com/tavenbryan93)

 [@tavenb](https://www.instagram.com/tavenb)

NAVY SEAL DISCIPLINE

When asked who he admired during the NFL Draft process in 2018, Bryan was quick to tell reporters that he didn't watch very much football growing up and that it was his dad that he looked up to most. Brandy Bryan, Taven's father, served as a Navy SEAL from 1990-94. Taking a break from the demands of college football, Bryan's father put him through a rather demanding vacation. His SEAL father noted that his condition was, "pathetic," and had Bryan up before dawn, framing houses on a construction site all morning, lifting weights twice a day and more construction until dark. That work ethic and dedication would become evident to front office personnel and eventually help Bryan get selected 29th overall in the 2018 NFL Draft by the Jacksonville Jaguars.



NFL HIGHLIGHTS

- Has appeared in 96 career games (40 starts) in his time with the Colts (2023), Browns (2022) and Jaguars (2018-21) and has compiled 134 tackles (74 solo), 21.0 tackles for loss, 10.5 sacks, two passes defended and two forced fumbles.
- He played in all 17 games (seven starts) in 2023 and registered 22 tackles (12 solo), 4.0 tackles for loss, 2.0 sacks and one forced fumble. In Week 2 at HOU, he had one solo tackle, 1.0 tackle for loss and 1.0 sack. In Week 3 at BAL, he totaled two tackles (one solo), 1.0 sack and one forced fumble.
- In 2022, he started all 16 games he saw action in and compiled 26 tackles (11 solo), 2.0 tackles for loss, a single-season career-high 3.0 sacks and one pass defended.
- Appeared in 15 games in 2021 and registered 15 tackles (10 solo), 4.0 tackles for loss and 2.0 sacks. In Week 9 vs. BUF, he compiled two solo tackles, 2.0 tackles for loss and 2.0 sacks.
- In 2020, he played in 16 games (eight starts) and tallied 18 tackles (10 solo), 3.0 tackles for loss and half a sack.
- He competed in all 16 games (eight starts) in 2019 and accumulated single-season career-highs in tackles (33), solo tackles (18) and tackles for loss (5.0) and added 2.0 sacks, one pass defended and one forced fumble. In Week 17 vs. IND, he tied his career high in tackles (four) and solo tackles (three) and also added 1.0 tackle for loss, 1.0 sack, one pass defended and one forced fumble.
- As a rookie in 2018, he saw action in 16 games (one start) and recorded 20 tackles (13 solo), 3.0 tackles for loss and 1.0 sack.

COLLEGE HIGHLIGHTS

- Appeared in 36 games (14 starts) at Florida (2014-17) and totaled 67 tackles (31 solo), 10.5 tackles for loss, 5.5 sacks, one pass defended, two forced fumbles and three fumble recoveries.
- In 2017, he garnered Second Team All-SEC honors after he started 11 games and recorded single-season career highs in tackles (40), solo tackles (19), tackles for loss (6.0) and sacks (4.0).
- As a redshirt sophomore, he appeared in 13 games (two starts) and tallied 17 tackles (nine solo), 3.0 tackles for loss, 1.0 sack, one pass defended and single-season career-highs in forced fumbles (two) and fumble recoveries (two). He led the team in forced fumbles and fumble recoveries.
- In 2015, he competed in 12 games (one start) and tallied 10 tackles (three solo), 1.5 tackles for loss, half a sack and one fumble recovery.
- Redshirted the 2014 season.

PERSONAL

- Attended Natrona County High School in Casper, Wyo.
- As a senior, he was named the conference Defensive Player of the Year and earned First Team All-State honors for both defensive and offensive line.
- Helped lead Natrona County to consecutive state titles in 2012 and 2013.
- Participated in the NFL's My Cause My Cleats initiative and represented kNot Today (2023).
- His father spent four years as a Navy SEAL.
- Nickname is the Wyoming Wildman.
- A native of Casper, Wyo.

ADDITIONAL TRANSACTIONS

- Re-signed by the Colts as an unrestricted free agent on March 26, 2024.
- Signed by the Cleveland Browns as an unrestricted free agent on March 17, 2022.
- Selected by the Jacksonville Jaguars in the first round (29th overall) of the 2018 NFL Draft.

2020 GAME-BY-GAME REGULAR-SEASON STATISTICS (JAGUARS)

DATE	OPPONENT	P/S	TACKLES							INTERCEPTIONS				FUMBLES			ST			MISC		W/L	SCORE					
			TK	S	A	SK	YDS	TFL	YDS	QBH	NO	YDS	LG	TD	PD	FF	FR	TD	YDS	TK	S			A	FF	FR	S	A
09/13	Colts	S	0	0	0	0.0	0.0	0	0	0	1	0	0	0	0	0	0	0	0	0	0	0	0	0	0	W	27-20	
09/20	at Titans	S	1	1	0	0.0	0.0	0	0	0	1	0	0	0	0	0	0	0	0	0	0	0	0	0	0	L	30-33	
09/24	Dolphins	S	0	0	0	0.0	0.0	0	0	0	1	0	0	0	0	0	0	0	0	0	0	0	0	0	0	L	13-31	
10/04	at Bengals	S	2	1	1	0.0	0.0	0	0	0	1	0	0	0	0	0	0	0	0	0	0	0	0	0	0	L	25-33	
10/11	at Texans	S	3	2	1	0.0	0.0	1	1	0	0	0	0	0	0	0	0	0	0	0	0	0	0	0	0	L	14-30	
10/18	Lions	S	1	1	0	0.0	0.0	1	0	0	0	0	0	0	0	0	0	0	0	0	0	0	0	0	0	L	16-34	
10/25	at Chargers	S	2	1	1	0.5	1.0	1	3	1	0	0	0	0	0	0	0	0	0	0	0	0	0	0	0	L	29-39	
11/08	Texans	P	2	1	1	0.0	0.0	0	0	0	0	0	0	0	0	0	0	0	0	0	0	0	0	0	0	L	25-27	
11/15	at Packers	S	1	0	1	0.0	0.0	0	0	0	0	0	0	0	0	0	0	0	0	0	0	0	0	0	0	L	20-24	
11/22	Steelers	P	1	1	0	0.0	0.0	0	0	0	0	0	0	0	0	0	0	0	0	0	0	0	0	0	0	L	3-27	
11/29	Browns	P	2	1	1	0.0	0.0	0	0	0	0	0	0	0	0	0	0	0	0	0	0	0	0	0	0	L	25-27	
12/06	at Vikings	P	0	0	0	0.0	0.0	0	0	0	0	0	0	0	0	0	0	0	0	0	0	0	0	0	0	L	24-27+	
12/13	Titans	P	1	0	1	0.0	0.0	0	0	0	0	0	0	0	0	0	0	0	0	0	0	0	0	0	0	L	10-31	
12/20	at Ravens	P	1	0	1	0.0	0.0	0	0	0	0	0	0	0	0	0	0	0	0	0	0	0	0	0	0	L	14-40	
12/27	Bears	P	1	1	0	0.0	0.0	0	0	0	0	0	0	0	0	0	0	0	0	0	0	0	0	0	0	L	17-41	
01/03	at Colts	P	0	0	0	0.0	0.0	0	0	0	0	0	0	0	0	0	0	0	0	0	0	0	0	0	0	L	14-28	
2020 TOTALS			16-8	18	10	8	0.5	1.0	3	4	5	0	0	0	0	0	0	0	0	0	0	0	0	0	0	0	0	1-15

+- Overtime

2021 GAME-BY-GAME REGULAR-SEASON STATISTICS (JAGUARS)

DATE	OPPONENT	P/S	TACKLES							INTERCEPTIONS				FUMBLES			ST			MISC		W/L	SCORE					
			TK	S	A	SK	YDS	TFL	YDS	QBH	NO	YDS	LG	TD	PD	FF	FR	TD	YDS	TK	S			A	FF	FR	S	A
09/12	at Texans	P	2	2	0	0.0	0.0	0	0	0	1	0	0	0	0	0	0	0	0	0	0	0	0	0	0	L	21-37	
09/19	Broncos	P	2	0	2	0.0	0.0	0	0	0	0	0	0	0	0	0	0	0	0	0	0	0	0	0	0	L	13-23	
09/26	Cardinals	P	2	2	0	0.0	0.0	1	1	0	0	0	0	0	0	0	0	0	0	0	0	0	0	0	0	L	19-31	
09/30	at Bengals	P	0	0	0	0.0	0.0	0	0	0	0	0	0	0	0	0	0	0	0	0	0	0	0	0	0	L	21-24	
10/10	Titans	P	0	0	0	0.0	0.0	0	0	0	0	0	0	0	0	0	0	0	0	0	0	0	0	0	0	L	19-37	
10/17	Dolphins											INACTIVE														W	23-20	
10/31	at Seahawks	P	1	0	1	0.0	0.0	0	0	0	0	0	0	0	0	0	0	0	0	0	0	0	0	0	0	L	7-31	
11/07	Bills	P	2	2	0	2.0	16.0	2	16	2	0	0	0	0	0	0	0	0	0	0	0	0	0	0	0	W	9-6	
11/14	at Colts	P	1	1	0	0.0	0.0	1	3	2	0	0	0	0	0	0	0	0	0	0	0	0	0	0	0	L	17-23	
11/21	49ers	P	0	0	0	0.0	0.0	0	0	0	0	0	0	0	0	0	0	0	0	0	0	0	0	0	0	L	10-30	
11/28	Falcons	P	1	0	1	0.0	0.0	0	0	1	0	0	0	0	0	0	0	0	0	0	0	0	0	0	0	L	14-21	
12/05	at Rams	P	2	1	1	0.0	0.0	0	0	0	0	0	0	0	0	0	0	0	0	0	0	0	0	0	0	L	7-37	
12/12	at Titans	P	1	1	0	0.0	0.0	0	0	1	0	0	0	0	0	0	0	0	0	0	0	0	0	0	0	L	0-20	
12/19	Texans	P	0	0	0	0.0	0.0	0	0	1	0	0	0	0	0	0	0	0	0	0	0	0	0	0	0	L	16-30	
12/26	at Jets	P	0	0	0	0.0	0.0	0	0	0	0	0	0	0	0	0	0	0	0	0	0	0	0	0	0	L	21-26	
01/02	at Patriots	P	1	1	0	0.0	0.0	0	0	0	0	0	0	0	0	0	0	0	0	0	0	0	0	0	0	L	10-50	
01/09	Colts											INACTIVE														W	26-11	
2021 TOTALS			15-0	15	10	5	2.0	16.0	4	20	8	0	0	0	0	0	0	0	0	0	0	0	0	0	0	0	0	3-14

2022 GAME-BY-GAME REGULAR-SEASON STATISTICS (BROWNS)

DATE	OPPONENT	P/S	TACKLES							INTERCEPTIONS				FUMBLES			ST			MISC		W/L	SCORE					
			TK	S	A	SK	YDS	TFL	YDS	QBH	NO	YDS	LG	TD	PD	FF	FR	TD	YDS	TK	S			A	FF	FR	S	A
09/11	at Panthers	S	1	1	0	0.0	0.0	0	0	0	0	0	0	0	0	0	0	0	0	0	0	0	0	0	0	W	26-24	
09/18	Jets	S	1	0	1	0.0	0.0	0	0	1	0	0	0	0	0	0	0	0	0	0	0	0	0	0	0	L	30-31	
09/22	Steelers	S	2	2	0	0.0	0.0	0	0	0	0	0	0	0	0	0	0	0	0	0	0	0	0	0	0	W	29-17	
10/02	at Falcons											INACTIVE														L	20-23	
10/09	Chargers	S	2	0	2	0.0	0.0	0	0	0	0	0	0	0	0	0	0	0	0	0	0	0	0	0	0	L	28-30	
10/16	Patriots	S	1	0	1	0.0	0.0	0	0	0	0	0	0	0	0	0	0	0	0	0	0	0	0	0	0	L	15-38	
10/23	at Ravens	S	1	1	0	1.0	12.0	1	12	1	0	0	0	0	0	0	0	0	0	0	0	0	0	0	0	L	20-23	
10/31	Bengals	S	4	1	3	0.5	4.0	0	0	1	0	0	0	0	0	0	0	0	0	0	0	0	0	0	0	W	32-13	
11/13	at Dolphins	S	1	0	1	0.0	0.0	0	0	0	0	0	0	0	0	0	0	0	0	0	0	0	0	0	0	L	17-39	
11/20	at Bills	S	1	1	0	1.0	5.0	1	5	1	0	0	0	0	0	0	0	0	0	0	0	0	0	0	0	L	23-31	
11/27	Buccaneers	S	1	0	1	0.0	0.0	0	0	0	0	0	0	0	0	0	0	0	0	0	0	0	0	0	0	W	23-17+	
12/04	at Texans	S	3	2	1	0.0	0.0	0	0	0	0	0	0	0	0	0	0	0	0	0	0	0	0	0	0	W	27-14	
12/11	at Bengals	S	0	0	0	0.0	0.0	0	0	0	0	0	0	0	0	0	0	0	0	0	0	0	0	0	0	L	10-23	
12/17	Ravens	S	1	0	1	0.0	0.0	0	0	1	0	0	0	0	0	0	0	0	0	0	0	0	0	0	0	W	13-3	
12/24	Saints	S	2	2	0	0.0	0.0	0	0	0	0	0	0	0	1	0	0	0	0	0	0	0	0	0	0	L	10-17	
01/01	at Commanders	S	4	1	3	0.5	0.5	0	0	1	0	0	0	0	0	0	0	0	0	0	0	0	0	0	0	W	24-10	
01/08	at Steelers	S	1	0	1	0.0	0.0	0	0	0	0	0	0	0	0	0	0	0	0	0	0	0	0	0	0	L	14-28	
2022 TOTALS			16-16	26	11	15	3.0	21.5	2	17	6	0	0	0	0	1	0	0	0	0	0	0	0	0	0	0	0	7-10

+- Overtime

2023 GAME-BY-GAME REGULAR-SEASON STATISTICS (COLTS)

DATE	OPPONENT	P/S	TACKLES							INTERCEPTIONS				FUMBLES			ST			MISC		W/L	SCORE					
			TK	S	A	SK	YDS	TFL	YDS	QBH	NO	YDS	LG	TD	PD	FF	FR	TD	YDS	TK	S			A	FF	FR	S	A
09/10	Jaguars	P	3	2	1	0.0	0.0	0	0	0	0	0	0	0	0	0	0	0	0	0	0	0	0	0	0	0	L	21-31
09/17	at Texans	P	1	1	0	1.0	4.0	1	4	1	0	0	0	0	0	0	0	0	0	0	0	0	0	0	0	0	W	31-20
09/24	at Ravens	P	2	1	1	1.0	5.0	0	0	0	0	0	0	0	0	0	0	1	0	0	0	0	0	0	0	0	W	22-19+
10/01	Rams	S	2	2	0	0.0	0.0	0	0	0	0	0	0	0	0	0	0	0	0	0	0	0	0	0	0	0	L	23-29+
10/08	Titans	P	1	1	0	0.0	0.0	1	0	0	0	0	0	0	0	0	0	0	0	0	0	0	0	0	0	0	W	23-16
10/15	at Jaguars	P	3	2	1	0.0	0.0	1	0	0	0	0	0	0	0	0	0	0	0	0	0	0	0	0	0	0	L	20-37
10/22	Browns	S	0	0	0	0.0	0.0	0	0	0	0	0	0	0	0	0	0	0	0	0	0	0	0	0	0	0	L	38-39
10/29	Saints	S	2	1	1	0.0	0.0	0	0	0	0	0	0	0	0	0	0	0	0	0	0	0	0	0	0	0	L	27-38
11/05	at Panthers	S	0	0	0	0.0	0.0	0	0	0	0	0	0	0	0	0	0	0	0	0	0	0	0	0	0	0	W	27-13
11/12	at Patriots	S	2	2	0	0.0	0.0	1	2	0	0	0	0	0	0	0	0	0	0	0	0	0	0	0	0	0	W	10-6
11/26	Buccaneers	S	1	0	1	0.0	0.0	0	0	0	0	0	0	0	0	0	0	0	0	0	0	0	0	0	0	0	W	27-20
12/03	at Titans	S	0	0	0	0.0	0.0	0	0	0	0	0	0	0	0	0	0	0	0	0	0	0	0	0	0	0	W	31-28+
12/10	at Bengals	P	0	0	0	0.0	0.0	0	0	0	0	0	0	0	0	0	0	0	0	0	0	0	0	0	0	0	L	14-34
12/16	Steelers	P	2	0	2	0.0	0.0	0	0	0	0	0	0	0	0	0	0	0	0	0	0	0	0	0	0	0	W	30-13
12/24	at Falcons	P	0	0	0	0.0	0.0	0	0	0	0	0	0	0	0	0	0	0	0	0	0	0	0	0	0	0	L	10-29
12/31	Raiders	P	2	0	2	0.0	0.0	0	0	0	0	0	0	0	0	0	0	0	0	0	0	0	0	0	0	0	W	23-20
01/06	Texans	P	1	0	1	0.0	0.0	0	0	0	0	0	0	0	0	0	0	0	0	0	0	0	0	0	0	0	L	19-23
2023 TOTALS		17-7	22	12	10	2.0	9.0	4	6	1	0	0	0	0	0	0	1	0	0	0	0	0	0	0	0	0	9-8	

+- Overtime

DEFORREST BUCKNER

DEFENSIVE TACKLE

(dub-FORE-ist)

99



6-7 295 LBS
NFL EXP: 9
(5TH YEAR WITH THE COLTS)
BORN: 3/17/94

COLLEGE:
OREGON

4TH-AND-SHORT

- 2x Associated Press All-Pro selection (2020, First Team; 2019, Second Team).
- 3x Pro Bowl selection (2018, 2021, 2023).
- In his eight seasons with the Colts (2020-23) and 49ers (2016-19), he compiled 543 tackles (331 solo), 80.0 tackles for loss, 61.0 sacks, 27 passes defended, nine forced fumbles, 10 fumble recoveries (two returned for touchdowns) and one safety in 129 games (125 starts).
- Owns the Colts' single-season franchise record for most sacks by a defensive tackle (9.5 in 2020).
- In 2020, selected AFC Defensive Player of the Month (December) and AFC Defensive Player of the Week (Week 15).
- Named the 2020 Polynesian Pro Football Player of the Year.

DOWN THE STRETCH

What is on your bucket list: Travel to at least 10 countries.

Do you have any pets: We have a little Cavalier Poodle mix named Kimmo.

Pregame ritual: Hot tub/cold tub

Do you have any nicknames: DeFo or Buck

What is the best advice you've been given: Be the best version of yourself.

Who is your mentor: My father-in-law, Lance Shebelut.

Who is your favorite artist: Drake

What is your favorite food: Hawaiian Food

What is your favorite vacation spot: Italy

What are your hobbies off the field: Hunting, fishing, golfing, video games

Acquired by the Colts in a trade with the San Francisco 49ers on March 18, 2020.

@DeForestBuckner

@dbuck_99

DEFOREST BUCKNER

DEFENSIVE TACKLE

(dub-FORE-ist)

99



GROWING UP FAST

Growing up in Hawaii, Buckner was never a child who caused trouble. However, he had to mature quickly as a 13-year-old when an accident changed his family's lifestyle. His father, George, was in a motorcycle accident that required him to have heart surgery. After falling into a coma, George rehabbed and recovered. Buckner knew that he had to step up for his family by doing chores around the house to help while he also continued to mentor his brother. All the while, he was starting to become a standout in football and basketball. He credits that experience to how he developed as a man both on and off the field.



FIRST YEAR IN INDY? FIRST TEAM ALL-PRO

Buckner wanted to prove to Indy that they made the right choice acquiring him for the 13th overall pick in the 2020 NFL Draft. In his first season, he showed he belonged. He earned First Team All-Pro honors after he played in 15 games (14 starts) and compiled 58 tackles (37 solo), 10.0 tackles for loss, 9.5 sacks, three passes defended, two forced fumbles and one fumble recovery. Among NFL defensive tackles, he ranked in the top-five in tackles (fourth), solo tackles (second), tackles for loss (tied-third), sacks (second) and forced fumbles (tied-third). Buckner established a single-season franchise record for most sacks by a defensive tackle. He became just the third Colts defensive tackle to be named First Team All-Pro, joining Art Donovan (1954-57) and Gene Lipscomb (1958-59).



Dr. DeFo

While at Oregon, Buckner started to dive into art and took the class "Art of the Athlete" which provides engagement for the student athletes through visual arts. His professor gave him the nickname, "Dr. DeFo" because of his passion and focus with his art. At the end of his time in the class, he was awarded the breakout artist award for his piece titled "King of Pop" that featured himself imitating Michael Jackson performing music, which was spray painted on vinyl.

DeFo DPOM

Buckner earned AFC Defensive Player of the Month for December during the 2020 season after he compiled 18 tackles (14 solo), 6.0 tackles for loss, 7.0 sacks, two passes defended and one forced fumble. He helped guide the Colts to a 4-1 record, including a playoff berth. Buckner recorded three games with at least 2.0 sacks.



DeFo DPOW

In Week 15 of 2020 vs. HOU, Buckner earned AFC Defensive Player of the Week after he totaled four tackles (three solo), 2.0 tackles for loss, a career-high 3.0 sacks and one forced fumble. He was one of just four players in the NFL in 2020 to register at least four tackles, 2.0 tackles for loss, 3.0 sacks and one forced fumble in a single game. Buckner's 3.0 sacks tied for the third-most by any player in a single game that year. It marked the first time he had earned Player of the Week honors.



X @DeForestBuckner

@dubuck_99



NFL HIGHLIGHTS

- Has competed in 129 games (125 starts) in eight seasons (2016-23) with the Colts (2020-23) and 49ers (2016-19) and has recorded 543 tackles (331 solo), 80.0 tackles for loss, 61.0 sacks, 27 passes defended, nine forced fumbles, 10 fumble recoveries (two returned for touchdowns) and one safety. He has also started four postseason contests and has registered 14 tackles (11 solo), 2.0 tackles for loss, 2.5 sacks, one forced fumble and one fumble recovery.
- In 2023, he played in all 17 games (16 starts) and tallied 81 tackles (45 solo), 11.0 tackles for loss, 8.0 sacks, seven passes defended, two forced fumbles and one fumble recovery returned for a touchdown en route to his third Pro Bowl selection. In Week 1 vs. JAX, he recorded a strip-sack on Trevor Lawrence that was recovered by Jacksonville, lost again by the Jaguars, and picked up by Buckner and returned 26 yards for a touchdown. It marked his second career touchdown. In Week 6 at JAX, he totaled three tackles (one solo), 1.0 tackle for loss and 1.0 sack. In Week 8 vs. NO, he tallied three tackles (two solo) 1.0 sack and one forced fumble. In Week 9 at CAR, he compiled four solo tackles, 2.0 tackles for loss, 1.0 sack and two passes defended. In Week 10 at NE, he tallied a season-high eight tackles (four solo) and 1.0 tackle for loss. In Week 12 vs. TB, he totaled five tackles (four solo) and one pass defended. In Week 13 at TEN, he registered six tackles (three solo), half a sack and one pass defended. In Week 14 at CIN, he recorded eight tackles (three solo) and one pass defended. In Week 17 vs. LV, he compiled four tackles (three solo), 1.0 tackle for loss and 1.0 sack. He became one of three NFL players to register at least 7.0 sacks in each of the past six seasons (2018-23), joining Myles Garrett and Chris Jones. In Week 18 vs. HOU, he compiled six tackles (one solo), 1.0 tackle for loss and 1.0 sack.
- He appeared in all 17 games (16 starts) in 2022 and recorded 74 tackles (44 solo), 11.0 tackles for loss, 8.0 sacks, three passes defended, two forced fumbles and one fumble recovery. In Week 5 at DEN, he compiled eight tackles (four solo), 1.0 tackle for loss, 2.0 sacks, one pass defended and one forced fumble. He became the first NFL player that season to register at least eight tackles, 2.0 sacks, one pass defended and one forced fumble in a single game, and is the first to do so since Marcus Maye in Week 1 of 2020. In Week 6 vs. JAX, he compiled five tackles (three solo), 1.0 tackle for loss and 1.0 sack. He tallied sacks in back-to-back games for the first time since Weeks 7 and 8 of 2021. In Week 8 vs. WAS, he tallied three tackles (two solo), 1.0 tackle for loss and 1.0 sack. In Week 9 at NE, he reached 50.0 career sacks. In Week 15 at MIN, he compiled three tackles (two solo), 2.0 tackles for loss, 1.0 sack and one pass defended. In Week 18 vs. HOU, he accumulated four solo tackles and 2.0 tackles for loss. He reached at least 10.0 tackles for loss for the third consecutive season.

NFL HIGHLIGHTS CONT...

- In 2021, he competed in all 17 games (16 starts and compiled 68 tackles (40 solo), 10.0 tackles for loss, 7.0 sacks and three passes defended en route to his second career Pro Bowl selection. In Week 6 vs. HOU, he registered five tackles (four solo), 2.0 tackles for loss and 1.0 sack. In Week 7 at SF, he tallied six tackles (five solo), 1.0 tackle for loss and 1.0 sack. In Week 8 vs. TEN, he tallied two solo tackles, 1.0 tackle for loss and 1.0 sack. It was his third consecutive game with a sack. In Week 12 vs. TB, he registered three solo tackles, 1.0 tackle for loss, 1.0 sack and one pass defended. In Week 15 vs. NE, he recorded four tackles (three solo), 1.0 tackle for loss and 1.0 sack. In Week 17 vs. LV, he had a season-high eight tackles (four solo), 1.0 tackle for loss and half a sack. It was the most tackles he had recorded in a single game as a Colt.
- Earned Associated Press First Team All-Pro and PFWA All-NFL Team honors after he appeared in 15 games (14 starts) in 2020 and accumulated 58 tackles (37 solo), 10.0 tackles for loss, 9.5 sacks, three passes defended, two forced fumbles and one fumble recovery. In Week 2 vs. MIN, he recorded three tackles (one solo), 1.0 tackle for loss and 1.5 sacks. He registered his first-career safety with a sack on Kirk Cousins. In Week 15 vs. HOU, he accumulated four tackles (three solo), a career-high 3.0 sacks, 2.0 tackles for loss and one forced fumble. He registered 2.0 sacks in the first quarter and became the first Colts player to do so since Robert Mathis in Week 10 of 2013. He became one of four players in 2020 to record at least four tackles, 2.0 tackles for loss, 3.0 sacks and one forced fumble in a single game, joining Justin Houston, Aaron Donald and Haason Reddick. Started one postseason contest and tallied two solo tackles.
- In 2019, was named an Associated Press Second Team All-Pro after he started all 16 games and totaled 61 tackles (33 solo), 9.0 tackles for loss, 7.5 sacks, two passes defended, two forced fumbles and a single-season career-high four fumble recoveries (one returned for a touchdown). According to the Elias Sports Bureau, he became the first 49er to tally four-or-more fumble recoveries in a single season since 1988. Started three postseason games and recorded 12 tackles (nine solo), 2.0 tackles for loss, 2.5 sacks, one forced fumble and one fumble recovery. In Super Bowl LIV, he tallied six tackles (three solo), 1.0 tackle for loss and a game-high 1.5 sacks. In Week 3, he had a team-high 10 tackles (six solo), 1.0 sack, one forced fumble and one fumble recovery vs. PIT.
- Selected to his first career Pro Bowl after he started 16 games in 2018 and compiled 67 tackles (44 solo), 17.0 tackles for loss, a single-season career-high 12.0 sacks, three passes defended and one fumble recovery. His 12.0 sacks ranked third in the NFL among defensive tackles and were the fourth-most by a 49er in a single season since 2000. Tallied seven tackles (three solo), 3.0 tackles for loss and a single-game career-high 2.5



NFL HIGHLIGHTS CONT...

- sacks in Week 1 at MIN, which also tied for the third-most sacks in a single game by a 49er since 2010. Registered a career-high 11 tackles (seven solo), 4.0 tackles for loss and 2.0 sacks in Week 15 vs. SEA. It was his third game with 2.0-or-more sacks on the season.
- In 2017, he started all 16 games and accumulated 61 tackles (45 solo), 5.0 tackles for loss, 3.0 sacks, five passes defended and one forced fumble. Recorded five solo tackles and his first-career forced fumble in Week 3 vs. LAR.
 - Selected to the PFWA All-Rookie Team after he started 15 games and totaled 73 tackles (43 solo), 7.0 tackles for loss, 6.0 sacks, one pass defended and two fumble recoveries. His 73 tackles ranked second among all NFL defensive tackles. His 6.0 sacks tied for a team high, ranked fourth among rookies and tied for the sixth-most sacks by a 49er rookie in franchise history. Recorded nine tackles (five solo), 2.0 sacks and one fumble recovery in Week 6 at BUF. It was his first-career game with 2.0 sacks.

COLLEGE HIGHLIGHTS

- Appeared in 54 games at Oregon (2012-15) and registered 232 tackles (106 solo), 36.0 tackles for loss, 18.0 sacks and nine passes defended.
- In 2015, he was named First Team All-America by *USA Today* and Second Team All-America by The Associated Press after he appeared in all 13 games and totaled 83 tackles (43 solo), 17.0 tackles for loss, 10.5 sacks and five passes defended. Also was named the PAC-12 Defensive Player of the Year and was the recipient of the Morris Trophy, which is an honor voted on by opposing PAC-12 offensive linemen.
- As a junior, he was named a Second Team All-PAC-12 choice after he started 15 games and tallied 81 tackles (36 solo), 13.0 tackles for loss, 4.0 sacks and four passes defended.
- In 2013, he played in 13 games (eight starts) and accumulated 39 tackles (12 solo), 3.5 tackles for loss and 2.5 sacks.
- As a freshman, he appeared in 13 games (two starts) and recorded 29 tackles (15 solo), 2.5 tackles for loss and 1.0 sack. He received the Casanova Award, which is awarded to the team's top first-year player.

PERSONAL

- Attended Punahou (Hawaii) High School and was named First Team All-State his senior year.
- Was a four-year letterman in basketball and earned first team all-state and First Team All-ILH (Interscholastic League of Honolulu) as a senior after averaging 11.3 points and 8.9 rebounds a game.
- In 2023, he attended a playground build and Beyond the Sidelines as Colts community initiative events.
- Participated in the NFL's My Cause My Cleats initiative and represented kNot Today (2021-23) and 'Beyond Differences' (2019).
- In 2020, he participated in three Colts' mobile pantry distributions as part of the No One Runs on Empty program.
- Received the 2019 Bill Walsh Award, which was established in 2004 and is voted on by the coaching staff and given to the 49er who best represented the standard of professional excellence established by Walsh.
- In 2018, he was the recipient of the 49ers Len Eshmont Award, which is voted on by the team and given to the player who best exemplifies inspirational and courageous play.
- Participated in many community events with the 49ers, including the Crucial Catch Fashion Show, serving Thanksgiving dinner to people in need and taking local youth on a holiday shopping spree.
- Majored in criminology.
- Married to his wife, Ashlyn, and they have two sons, Dominic and Jordan.
- First name is pronounced duh-FORE-ist.
- A native of Honolulu, Hawaii.

ADDITIONAL TRANSACTIONS

- Selected by the San Francisco 49ers in the first round (seventh overall) of the 2016 NFL Draft.



MOST TACKLES IN THE NFL AMONG DEFENSIVE TACKLES, SINCE 2016

DEFOREST BUCKNER	543
CAMERON HAYWARD	450
AARON DONALD	426
GRADY JARRETT	419
LINVAL JOSEPH	398

MOST SOLO TACKLES IN THE NFL AMONG DEFENSIVE TACKLES, SINCE 2016

DEFOREST BUCKNER	331
CAMERON HEYWARD	274
AARON DONALD	258
JONATHAN ALLEN	225

MOST SACKS IN THE NFL AMONG DEFENSIVE TACKLES, SINCE 2016

AARON DONALD	91.0
CHRIS JONES	75.5
DEFOREST BUCKNER	61.0
CAMERON HEYWARD	58.5
FLETCHER COX	48.0

MOST TFLS IN THE NFL AMONG DEFENSIVE TACKLES, SINCE 2016

AARON DONALD	136.0
CAMERON HEYWARD	83.0
DEFOREST BUCKNER	80.0
CHRIS JONES	78.0

MOST SACKS BY A COLTS DEFENSIVE TACKLE IN A SINGLE SEASON

DEFOREST BUCKNER	9.5 (2020)
DENICO AUTRY	9.0 (2018)
DEFOREST BUCKNER	8.0 (2022)
ELLIS JOHNSON	8.0 (1998)

MOST SACKS IN THE NFL AMONG DEFENSIVE TACKLES, 2018 SEASON

AARON DONALD	20.5
CHRIS JONES	15.5
DEFOREST BUCKNER	12.0
FLETCHER COX	10.5
JARRAN REED	10.5

MOST TFLS IN THE NFL AMONG DEFENSIVE TACKLES, 2018 SEASON

AARON DONALD	25.0
CHRIS JONES	19.0
DEFOREST BUCKNER	17.0
GENO ATKINS	13.0
DENICO AUTRY	13.0

DEFOREST BUCKNER

DEFENSIVE TACKLE

(dub-FORE-ist)

99



DEFOREST BUCKNER'S - NFL REGULAR SEASON STATISTICS

DATE	TEAM	GP	GS	TK	S	TACKLES					YDS	QBH	INTERCEPTIONS				FUMBLES			ST			MISC													
						A	TFL	YDS	SK	NO			YDS	LG	TD	PD	FF	FR	TD	YDS	TK	S	A	FF	S	A										
2016	49ers	15	15	73	43	30	7	34	6.0	26.0	18	0	0	0	1	0	2	0	0	0	0	0	0	0	0	0	0	0	0	0	0	0	0	0	0	
2017	49ers	16	16	61	45	16	5	19	3.0	21.0	22	0	0	0	0	5	1	0	0	0	0	0	0	0	0	0	0	0	0	0	0	0	0	0		
2018	49ers	16	16	67	44	23	17	77	12.0	71.0	20	0	0	0	0	3	0	1	0	0	0	0	0	0	0	0	0	0	0	0	0	0	0	0	0	
2019	49ers	16	16	61	33	28	9	39	7.5	47.0	14	0	0	0	0	2	2	4	1	12	1	1	0	12	1	1	0	0	0	0	0	0	0	0	0	
2020	Colts	15	14	58	37	21	10	49	9.5	58.0	26	0	0	0	0	3	2	1	0	0	0	0	0	0	0	0	0	0	0	0	0	0	0	0	0	
2021	Colts	17	16	68	40	28	10	58	7.0	55.5	18	0	0	0	0	3	0	0	0	0	0	0	0	0	0	0	0	0	0	0	0	0	0	0	0	
2022	Colts	17	16	74	44	30	11	43	8.0	48.5	22	0	0	0	0	3	2	1	0	0	0	0	0	0	0	0	0	0	0	0	0	0	0	0	0	
2023	Colts	17	16	81	45	36	11	54	8.0	48.0	21	0	0	0	0	7	2	1	1	26	0	0	0	26	0	0	0	0	0	0	0	0	0	0	0	0
TOTALS		129	125	543	331	212	80	373	61.0	375.0	161	0	0	0	0	27	9	10	2	38	1	1	0	38	1	1	0	0	0	0	0	0	0	0	0	

DEFOREST BUCKNER'S - NFL POSTSEASON STATISTICS

DATE	TEAM	GP	GS	TK	S	A	TACKLES					YDS	QBH	INTERCEPTIONS				FUMBLES			ST			MISC												
							TFL	YDS	SK	NO	YDS			LG	TD	PD	FF	FR	TD	YDS	TK	S	A	FF	S	A										
2019	49ers	3	3	12	9	3	2	10	2.5	17.5	4	0	0	0	0	1	1	0	0	0	0	0	0	0	0	0	0	0	0	0	0	0	0	0	0	
2020	Colts	1	1	2	2	0	0	0	0.0	0.0	1	0	0	0	0	0	0	0	0	0	0	0	0	0	0	0	0	0	0	0	0	0	0	0	0	0
TOTALS		4	4	14	11	3	2	10	2.5	17.5	5	0	0	0	0	1	1	0	0	0	0	0	0	0	0	0	0	0	0	0	0	0	0	0	0	

SINGLE-GAME HIGHS: DEFENSIVE

- Total Tackles** 11 vs. Seattle Seahawks, Dec 16, 2018
...1 more at 11.
- Solo Tackles** 7 vs. Seattle Seahawks, Dec 16, 2018
...1 more at 7.
- Sacks** 3.0 vs. Houston Texans, Dec 20, 2020
2.5 at Minnesota Vikings, Sep 09, 2018
2.0 at Denver Broncos, Oct 06, 2022
...6 more at 2.0.
- Passes Defended** 2 at Carolina Panthers, Nov 05, 2023
...1 more at 2.
- Forced Fumbles** 1 vs. New Orleans Saints, Oct 29, 2023
...8 more at 1.
- Fumble Recoveries** 2 vs. Seattle Seahawks, Nov 11, 2019
1 vs. Jacksonville Jaguars, Sep 10, 2023
...7 more at 1.
- Tackles For Loss** 4 vs. Seattle Seahawks, Dec 16, 2018
3 at Minnesota Vikings, Sep 09, 2018
2 at Carolina Panthers, Nov 05, 2023
...13 more at 2.
- Safeties** 1 vs. Minnesota Vikings, Sep 20, 2020
- Special Teams Tackles** 1 vs. Cleveland Browns, Oct 07, 2019
- Longest Opp Fumble Return** 12 vs. Seattle Seahawks, Nov 11, 2019

SINGLE-GAME HIGHS - POSTSEASON: DEFENSIVE

- Total Tackles** 6 at Kansas City Chiefs, Feb 02, 2020
4 vs. Green Bay Packers, Jan 19, 2020
2 at Buffalo Bills, Jan 09, 2021
...1 more at 2.
- Solo Tackles** 4 vs. Green Bay Packers, Jan 19, 2020
3 at Kansas City Chiefs, Feb 02, 2020
2 at Buffalo Bills, Jan 09, 2021
...1 more at 2.
- Sacks** 1.5 at Kansas City Chiefs, Feb 02, 2020
1.0 vs. Minnesota Vikings, Jan 11, 2020
- Forced Fumbles** 1 vs. Minnesota Vikings, Jan 11, 2020
- Fumble Recoveries** 1 vs. Green Bay Packers, Jan 19, 2020
- Tackles For Loss** 1 at Kansas City Chiefs, Feb 02, 2020
...1 more at 1.



2016 GAME-BY-GAME REGULAR-SEASON STATISTICS (49ERS)

DATE	OPPONENT	P/S	TACKLES								INTERCEPTIONS				FUMBLES			ST			MISC		W/L	SCORE				
			TK	S	A	SK	YDS	TFL	YDS	QBH	NO	YDS	LG	TD	PD	FF	FR	TD	YDS	TK	S	A			FF	FR	S	A
09/12	Rams	S	3	1	2	0.0	0.0	0	0	0	0	0	0	0	0	0	0	0	0	0	0	0	0	0	0	0	W	28-0
09/18	at Panthers	S	5	1	4	0.0	0.0	0	0	0	0	0	0	0	0	0	0	0	0	0	0	0	0	0	0	L	27-46	
09/25	at Seahawks	S	8	1	7	0.0	0.0	0	0	0	0	0	0	0	0	0	0	0	0	0	0	0	0	0	0	L	18-37	
10/02	Cowboys	S	5	3	2	0.0	0.0	0	0	0	1	0	0	0	0	0	0	0	0	0	0	0	0	0	0	L	17-24	
10/06	Cardinals																									L	21-33	
10/16	at Bills	S	9	5	4	2.0	0.0	0	0	0	3	0	0	0	0	0	0	0	0	0	0	0	0	0	0	L	16-45	
10/23	Buccaneers	S	6	4	2	0.0	0.0	1	2	1	0	0	0	0	0	0	0	0	0	0	0	0	0	0	0	L	17-34	
11/06	Saints	S	2	1	1	0.0	0.0	0	0	0	0	0	0	0	0	0	0	0	0	0	0	0	0	0	0	L	23-41	
11/13	at Cardinals	S	3	3	0	1.0	9.0	1	9	3	0	0	0	0	0	1	0	0	0	0	0	0	0	0	0	L	20-23	
11/20	Patriots	S	4	2	2	0.0	0.0	0	0	0	0	0	0	0	0	0	0	0	0	0	0	0	0	0	0	L	17-30	
11/27	at Dolphins	S	4	3	1	0.0	0.0	1	2	0	0	0	0	0	0	0	0	0	0	0	0	0	0	0	0	L	24-31	
12/04	at Bears	S	5	4	1	0.0	0.0	0	0	1	0	0	0	0	0	0	0	0	0	0	0	0	0	0	0	L	6-26	
12/11	Jets	S	11	10	1	2.0	9.0	2	10	4	0	0	0	0	0	0	0	0	0	0	0	0	0	0	0	L	17-23+	
12/18	at Falcons	S	4	3	1	0.0	0.0	1	3	0	0	0	0	0	0	0	0	0	0	0	0	0	0	0	0	L	13-41	
12/24	at Rams	S	1	1	0	1.0	8.0	1	8	4	0	0	0	0	1	0	0	0	0	0	0	0	0	0	0	W	22-21	
01/01	Seahawks	S	3	1	2	0.0	0.0	0	0	1	0	0	0	0	0	0	0	0	0	0	0	0	0	0	0	L	23-25	
2016 TOTALS			15-15	73	43	30	6.0	26.0	7	34	18	0	0	0	0	1	0	2	0	0	0	0	0	0	0	0	0	2-14

+ - Overtime

2017 GAME-BY-GAME REGULAR-SEASON STATISTICS (49ERS)

DATE	OPPONENT	P/S	TACKLES								INTERCEPTIONS				FUMBLES			ST			MISC		W/L	SCORE				
			TK	S	A	SK	YDS	TFL	YDS	QBH	NO	YDS	LG	TD	PD	FF	FR	TD	YDS	TK	S	A			FF	FR	S	A
09/10	Panthers	S	6	5	1	0.0	0.0	0	0	1	0	0	0	0	0	0	0	0	0	0	0	0	0	0	0	L	3-23	
09/17	at Seahawks	S	4	2	2	0.0	0.0	0	0	4	0	0	0	0	0	0	0	0	0	0	0	0	0	0	0	L	9-12	
09/21	Rams	S	5	5	0	0.0	0.0	0	0	1	0	0	0	0	0	1	0	0	0	0	0	0	0	0	0	L	39-41	
10/01	at Cardinals	S	4	4	0	1.0	7.0	2	11	4	0	0	0	0	1	0	0	0	0	0	0	0	0	0	0	L	15-18+	
10/08	at Colts	S	5	1	4	0.5	5.5	1	1	2	0	0	0	0	0	0	0	0	0	0	0	0	0	0	0	L	23-26+	
10/15	at Redskins	S	5	4	1	0.0	0.0	1	0	1	0	0	0	0	0	0	0	0	0	0	0	0	0	0	0	L	24-26	
10/22	Cowboys	S	5	5	0	0.0	0.0	0	0	1	0	0	0	0	2	0	0	0	0	0	0	0	0	0	0	L	10-40	
10/29	at Eagles	S	5	4	1	0.0	0.0	0	0	0	0	0	0	0	0	0	0	0	0	0	0	0	0	0	0	L	10-33	
11/05	Cardinals	S	2	0	2	0.0	0.0	0	0	1	0	0	0	0	0	0	0	0	0	0	0	0	0	0	0	L	10-20	
11/12	Giants	S	4	4	0	0.0	0.0	0	0	0	0	0	0	0	0	0	0	0	0	0	0	0	0	0	0	W	31-21	
11/26	Seahawks	S	1	1	0	0.0	0.0	0	0	2	0	0	0	0	0	0	0	0	0	0	0	0	0	0	0	L	13-24	
12/03	at Bears	S	0	0	0	0.0	0.0	0	0	0	0	0	0	0	0	0	0	0	0	0	0	0	0	0	0	W	15-14	
12/10	at Texans	S	2	1	1	1.0	7.0	1	7	2	0	0	0	0	0	0	0	0	0	0	0	0	0	0	0	W	26-16	
12/17	Titans	S	9	7	2	0.5	1.5	0	0	1	0	0	0	0	1	0	0	0	0	0	0	0	0	0	0	W	25-23	
12/24	Jaguars	S	3	2	1	0.0	0.0	0	0	1	0	0	0	0	1	0	0	0	0	0	0	0	0	0	0	W	44-33	
12/31	at Rams	S	1	0	1	0.0	0.0	0	0	1	0	0	0	0	0	0	0	0	0	0	0	0	0	0	0	W	34-13	
2017 TOTALS			16-16	61	45	16	3.0	21.0	5	19	22	0	0	0	0	5	1	0	0	0	0	0	0	0	0	0	0	6-10

+ - Overtime

2018 GAME-BY-GAME REGULAR-SEASON STATISTICS (49ERS)

DATE	OPPONENT	P/S	TACKLES								INTERCEPTIONS				FUMBLES			ST			MISC		W/L	SCORE				
			TK	S	A	SK	YDS	TFL	YDS	QBH	NO	YDS	LG	TD	PD	FF	FR	TD	YDS	TK	S	A			FF	FR	S	A
09/09	at Vikings	S	7	3	4	2.5	16.0	3	21	3	0	0	0	0	0	0	0	0	0	0	0	0	0	0	0	L	16-24	
09/16	Lions	S	5	5	0	1.0	8.0	1	8	2	0	0	0	0	0	0	0	0	0	0	0	0	0	0	0	W	30-27	
09/23	at Chiefs	S	3	2	1	0.0	0.0	0	0	1	0	0	0	0	0	0	0	0	0	0	0	0	0	0	0	L	27-38	
09/30	at Chargers	S	2	1	1	0.0	0.0	0	0	0	0	0	0	0	0	0	0	0	0	0	0	0	0	0	0	L	27-29	
10/07	Cardinals	S	4	3	1	0.0	0.0	1	0	2	0	0	0	0	0	0	0	0	0	0	0	0	0	0	0	L	18-28	
10/15	at Packers	S	2	1	1	1.0	9.0	1	9	1	0	0	0	0	0	0	0	0	0	0	0	0	0	0	0	L	30-33	
10/21	Rams	S	3	3	0	0.0	0.0	1	2	0	0	0	0	0	0	0	0	0	0	0	0	0	0	0	0	L	10-39	
10/28	at Cardinals	S	1	0	1	0.0	0.0	0	0	0	0	0	0	0	1	0	0	0	0	0	0	0	0	0	0	L	15-18	
11/01	Raiders	S	2	2	0	1.0	5.0	1	5	1	0	0	0	0	0	0	0	0	0	0	0	0	0	0	0	W	34-3	
11/12	Giants	S	5	0	5	0.5	4.0	0	0	1	0	0	0	0	1	0	0	0	0	0	0	0	0	0	0	L	23-27	
11/25	at Buccaneers	S	5	5	0	1.0	8.0	2	10	2	0	0	0	0	0	0	0	0	0	0	0	0	0	0	0	L	9-27	
12/02	at Seahawks	S	7	3	4	2.0	6.0	2	6	2	0	0	0	0	0	0	0	0	0	0	0	0	0	0	0	L	16-43	
12/09	Broncos	S	3	3	0	0.0	0.0	0	0	1	0	0	0	0	0	0	0	0	0	0	0	0	0	0	0	W	20-14	
12/16	Seahawks	S	11	7	4	2.0	12.0	4	13	3	0	0	0	0	0	0	0	0	0	0	0	0	0	0	0	W	26-23+	
12/23	Bears	S	3	3	0	1.0	3.0	1	3	1	0	0	0	0	0	1	0	0	0	0	0	0	0	0	0	L	9-14	
12/30	at Rams	S	4	3	1	0.0	0.0	0	0	0	0	0	0	0	1	0	0	0	0	0	0	0	0	0	0	L	32-48	
2018 TOTALS			16-16	67	44	23	12.0	71.0	17	77	20	0	0	0	0	3	0	1	0	0	0	0	0	0	0	0	0	4-12

+ - Overtime



2022 GAME-BY-GAME REGULAR-SEASON STATISTICS (COLTS)

DATE	OPPONENT	P/S	TACKLES							INTERCEPTIONS				FUMBLES			ST			MISC		W/L	SCORE				
			TK	S	A	SK	YDS	TFL	YDS	QBH	NO	YDS	LG	TD	PD	FF	FR	TD	YDS	TK	S			A	FF	FR	S
09/11	at Texans	S	4	2	2	0.0	0.0	0	0	0	0	0	0	0	0	1	0	0	0	0	0	0	0	0	0	T	20-20
09/18	at Jaguars	S	4	2	2	0.0	0.0	1	1	0	0	0	0	0	0	0	0	0	0	0	0	0	0	0	0	L	0-24
09/25	Chiefs	S	4	2	2	0.0	0.0	0	0	2	0	0	0	0	0	0	0	0	0	0	0	0	0	0	0	W	20-17
10/02	Titans	P	0	0	0	0.0	0.0	0	0	0	0	0	0	0	0	0	0	0	0	0	0	0	0	0	0	L	17-24
10/06	at Broncos	S	8	4	4	2.0	1.0	1	6	2	0	0	0	0	1	1	0	0	0	0	0	0	0	0	0	W	12-9+
10/16	Jaguars	S	5	3	2	1.0	1.0	1	14	1	0	0	0	0	0	0	0	0	0	0	0	0	0	0	0	W	34-27
10/23	at Titans	S	3	0	3	0.0	0.0	0	0	3	0	0	0	0	0	0	0	0	0	0	0	0	0	0	0	L	10-19
10/30	Commanders	S	3	2	1	1.0	1.0	1	1	2	0	0	0	0	0	0	0	0	0	0	0	0	0	0	0	L	16-17
11/06	at Patriots	S	7	4	3	1.0	4.0	1	2	3	0	0	0	0	0	0	0	0	0	0	0	0	0	0	0	L	3-26
11/13	at Raiders	S	5	3	2	0.5	3.5	0	0	1	0	0	0	0	1	0	0	0	0	0	0	0	0	0	0	W	25-20
11/20	Eagles	S	5	3	2	0.0	0.0	0	0	0	0	0	0	0	0	0	0	0	0	0	0	0	0	0	0	L	16-17
11/28	Steelers	S	6	5	1	0.0	0.0	1	0	0	0	0	0	0	0	0	0	0	0	0	0	0	0	0	0	L	17-24
12/04	at Cowboys	S	3	2	1	0.0	0.0	0	0	0	0	0	0	0	0	0	0	0	0	0	0	0	0	0	0	L	19-54
12/17	at Vikings	S	3	2	1	1.0	6.0	2	8	3	0	0	0	0	1	0	0	0	0	0	0	0	0	0	0	L	36-39+
12/26	Chargers	S	5	2	3	1.5	7.0	1	5	1	0	0	0	0	0	1	0	0	0	0	0	0	0	0	0	L	3-20
01/01	at Giants	S	5	4	1	0.0	0.0	0	0	1	0	0	0	0	0	0	0	0	0	0	0	0	0	0	0	L	10-38
01/08	Texans	S	4	4	0	0.0	0.0	2	6	3	0	0	0	0	0	0	0	0	0	0	0	0	0	0	0	L	31-32
2022 TOTALS			17-16	74	44	30	8.0	48.5	11	43	22	0	0	0	0	3	2	1	0	0	0	0	0	0	0	0	4-12-1

+ - Overtime

2023 GAME-BY-GAME REGULAR-SEASON STATISTICS (COLTS)

DATE	OPPONENT	P/S	TACKLES							INTERCEPTIONS				FUMBLES			ST			MISC		W/L	SCORE					
			TK	S	A	SK	YDS	TFL	YDS	QBH	NO	YDS	LG	TD	PD	FF	FR	TD	YDS	TK	S			A	FF	FR	S	A
09/10	Jaguars	S	7	4	3	1.0	1.0	1	2	2	0	0	0	0	0	1	1	1	26	0	0	0	0	0	0	0	L	21-31
09/17	at Texans	S	4	4	0	1.0	9.0	2	9	1	0	0	0	0	0	0	0	0	0	0	0	0	0	0	0	0	W	31-20
09/24	at Ravens	S	2	1	1	0.0	0.0	0	0	0	0	0	0	0	0	0	0	0	0	0	0	0	0	0	0	0	W	22-19+
10/01	Rams	P	2	1	1	0.0	0.0	0	0	0	0	0	0	0	0	0	0	0	0	0	0	0	0	0	0	0	L	23-29+
10/08	Titans	S	6	1	5	0.0	0.0	0	0	1	0	0	0	0	0	0	0	0	0	0	0	0	0	0	0	0	W	23-16
10/15	at Jaguars	S	3	1	2	1.0	10.0	1	10	1	0	0	0	0	0	0	0	0	0	0	0	0	0	0	0	0	L	20-37
10/22	Browns	S	5	3	2	0.0	0.0	0	0	1	0	0	0	0	1	0	0	0	0	0	0	0	0	0	0	0	L	38-39
10/29	Saints	S	3	2	1	1.0	4.0	0	0	1	0	0	0	0	0	1	0	0	0	0	0	0	0	0	0	0	L	27-38
11/05	at Panthers	S	4	4	0	1.0	10.0	2	14	2	0	0	0	0	2	0	0	0	0	0	0	0	0	0	0	0	W	27-13
11/12	at Patriots	S	8	4	4	0.0	0.0	1	2	2	0	0	0	0	0	0	0	0	0	0	0	0	0	0	0	0	W	10-6
11/26	Buccaneers	S	6	5	1	0.0	0.0	1	2	0	0	0	0	0	1	0	0	0	0	0	0	0	0	0	0	0	W	27-20
12/03	at Titans	S	6	3	3	0.5	0.0	0	0	3	0	0	0	0	1	0	0	0	0	0	0	0	0	0	0	0	W	31-28+
12/10	at Bengals	S	8	3	5	0.0	0.0	0	0	0	0	0	0	0	1	0	0	0	0	0	0	0	0	0	0	0	L	14-34
12/16	Steelers	S	4	3	1	0.5	2.0	1	3	2	0	0	0	0	0	0	0	0	0	0	0	0	0	0	0	0	W	30-13
12/24	at Falcons	S	3	2	1	0.0	0.0	0	0	0	0	0	0	0	1	0	0	0	0	0	0	0	0	0	0	0	L	10-29
12/31	Raiders	S	4	3	1	1.0	4.0	1	4	3	0	0	0	0	0	0	0	0	0	0	0	0	0	0	0	0	W	23-20
01/06	Texans	S	6	1	5	1.0	8.0	1	8	2	0	0	0	0	0	0	0	0	0	0	0	0	0	0	0	0	L	19-23
2023 TOTALS			17-16	81	45	36	8.0	48.0	11	54	21	0	0	0	0	7	2	1	26	0	0	0	0	0	0	0	9-8	

+ - Overtime

2019 GAME-BY-GAME POSTSEASON STATISTICS (49ERS)

DATE	OPPONENT	P/S	TACKLES							INTERCEPTIONS				FUMBLES			ST			MISC		W/L	SCORE					
			TK	S	A	SK	YDS	TFL	YDS	QBH	NO	YDS	LG	TD	PD	FF	FR	TD	YDS	TK	S			A	FF	FR	S	A
01/11	Vikings	S	2	2	0	1.0	8.0	1	1	1	0	0	0	0	0	1	0	0	0	0	0	0	0	0	0	0	W	27-10
01/19	Packers	S	4	4	0	0.0	0.0	0	0	1	0	0	0	0	0	0	1	0	0	0	0	0	0	0	0	0	W	37-20
02/02	at Chiefs	S	6	3	3	1.5	9.5	1	9	3	0	0	0	0	0	0	0	0	0	0	0	0	0	0	0	0	L	20-31
2019 TOTALS			3-3	12	9	3	2.5	17.5	2	10	4	0	0	0	0	1	1	0	0	0	0	0	0	0	0	0	2-1	

2020 GAME-BY-GAME POSTSEASON STATISTICS (COLTS)

DATE	OPPONENT	P/S	TACKLES							INTERCEPTIONS				FUMBLES			ST			MISC		W/L	SCORE					
			TK	S	A	SK	YDS	TFL	YDS	QBH	NO	YDS	LG	TD	PD	FF	FR	TD	YDS	TK	S			A	FF	FR	S	A
01/09	at Bills	S	2	2	0	0.0	0.0	0	0	1	0	0	0	0	0	0	0	0	0	0	0	0	0	0	0	0	L	24-27
2020 TOTALS			1-1	2	2	0	0.0	0.0	0	0	1	0	0	0	0	0	0	0	0	0	0	0	0	0	0	0	0-1	

TYRIE CLEVELAND

WIDE RECEIVER

12

6-2 205 LBS

NFL EXP: 4

(2ND YEAR WITH THE COLTS)

BORN: 9/20/97



**COLLEGE:
FLORIDA**

4TH-AND-SHORT

- In his first four seasons with the Colts (2023) and Broncos (2020-22), he competed in 23 games and totaled eight receptions for 91 yards (11.4 avg.) as well as 12 kickoff returns for 252 yards (21.0 avg.).
- Appeared in 46 games (26 starts) at Florida and totaled 79 receptions for 1,271 yards and eight touchdowns as well as two carries for six yards. He also returned 10 kickoffs for 242 yards and totaled eight special teams tackles.

DOWN THE STRETCH

What is on your bucket list: Visit the White House (Super Bowl).

Do you have any pets: 2 dogs: Grace and Ghost

Nickname: Cleve

Who is your mentor: My auntie, Theresa Yancy and Mrs. Jennifer

Who is your favorite artist: Yung Joka

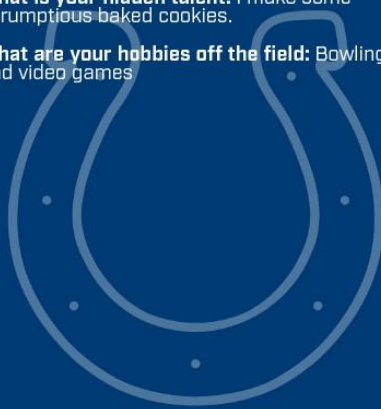
What are your pet peeves: Negative energy

What is your hidden talent: I make some scrumptious baked cookies.

What are your hobbies off the field: Bowling and video games



Originally signed to the Colts practice squad on October 17, 2023.



NFL HIGHLIGHTS

- In 2023, he spent time on the Colts practice squad.
- Appeared in six games in 2022 with Denver and totaled two receptions for 28 yards as well as two kickoff returns for 18 yards.
- In 2021, he saw action in seven games but did not record any statistics.
- Appeared in 10 games in 2020 and recorded six receptions for 63 yards. He also returned 10 kickoffs for 234 yards.

COLLEGE HIGHLIGHTS

- Appeared in 46 games (26 starts) at Florida and totaled 79 receptions for 1,271 yards and eight touchdowns as well as two carries for six yards. He also returned 10 kickoffs for 242 yards and totaled eight special teams tackles.
- In 2019 he played in all 13 games (two starts) and collected 25 receptions for 351 yards and one touchdown. He also returned five kickoffs for 124 yards as well as three special teams tackles.
- He started all 12 regular season games in 2018 and tallied 18 receptions for 212 yards and three touchdowns. He also had five special teams tackles.
- In 2017, he saw action in 10 games (eight starts) and recorded 22 receptions for 410 yards and two touchdowns as well as five kickoff returns for 118 yards.
- He appeared in 11 games (four starts) in 2016 and registered 14 receptions for 298 yards and two touchdowns.

PERSONAL

- Attended Westfield (Texas) High School.
- Played in the 2016 Under Armour All-America game.
- As a senior in 2015, he caught 46 passes for 982 yards and 14 touchdowns as well one punt return and two kickoff return touchdowns.
- Totaled 53 receptions for 1,109 yards and 13 touchdowns as a junior in 2014.
- In 2023, he volunteered around the holidays for Horseshoe Helpings and 'Shop with a Colt' community events.
- A native of Houston, Texas.

ADDITIONAL TRANSACTIONS

- Signed by the Colts to a reserve/future contract on January 8, 2024.
- Signed to the Colts practice squad on October 17, 2023.
- Waived by the Philadelphia Eagles on August 29, 2023.
- Signed a reserve/futures contract with Philadelphia on February 15, 2023.
- Signed to the Eagles practice squad on January 17, 2023.
- Waived from the Denver Broncos practice squad on January 16, 2023.
- Signed to the Broncos practice squad on November 17, 2022.
- Waived by Denver on November 15, 2022.
- Signed to the Broncos active roster from the practice squad on January 7, 2022.
- Signed to the Denver practice squad on January 5, 2022.
- Placed on the Broncos Practice Squad/COVID-19 list on December 29, 2021.
- Signed to the Denver practice squad on December 7, 2021.
- Waived by the Broncos on December 4, 2021.
- Signed to the Denver active roster from the practice squad on October 20, 2021.
- Signed to the Broncos practice squad on October 18, 2021.
- Signed to the Denver active roster from the practice squad on October 16, 2021.
- Signed to the Broncos practice squad on October 11, 2021.
- Signed to the Denver active roster from the practice squad on October 9, 2021.
- Signed to the Broncos practice squad on September 1, 2021.
- Waived by Denver on August 31, 2021.
- Drafted by the Broncos in the seventh round (252 overall) of the 2020 NFL Draft.

TYRIE CLEVELAND'S - NFL REGULAR SEASON STATISTICS

DATE	TEAM	GP	GS	RECEIVING					RUSHING				
				NO.	YDS.	AVG.	LG	TD	NO.	YDS.	AVG.	LG	TD
2020	Broncos	10	0	6	63	10.5	17	0	0	0	0.0	0	0
2021	Broncos	7	0	0	0	0.0	0	0	0	0	0.0	0	0
2022	Broncos	6	0	2	28	14.0	16	0	0	0	0.0	0	0
2023	Colts	0	0	0	0	0.0	0	0	0	0	0.0	0	0
TOTALS		23	0	8	91	11.4	17	0	0	0	0.0	0	0

TYRIE CLEVELAND'S - NFL REGULAR SEASON STATISTICS

DATE	TEAM	KICKOFF RETURNS					PUNT RETURNS					
		RET.	YDS.	AVG.	LG	TD	NO.	FC	YDS.	AVG.	LG	TD
2020	Broncos	10	234	23.4	31	0	0	0	0	0.0	0	0
2021	Broncos	0	0	0.0	0	0	0	0	0	0.0	0	0
2022	Broncos	2	18	9.0	10	0	0	0	0	0.0	0	0
2023	Colts	0	0	0.0	0	0	0	0	0	0.0	0	0
TOTALS		12	252	21.0	31	0	0	0	0	0.0	0	0

SINGLE-GAME HIGHS: RUSHING/RECEIVING

Receptions 4 vs. Las Vegas Raiders, Jan 03, 2021
2 vs. Houston Texans, Sep 18, 2022
1 at Kansas City Chiefs, Dec 06, 2020
...1 more at 1.

Receiving Yards 45 vs. Las Vegas Raiders, Jan 03, 2021
28 vs. Houston Texans, Sep 18, 2022
11 at Kansas City Chiefs, Dec 06, 2020

Receiving Average 11.3 vs. Las Vegas Raiders, Jan 03, 2021

Longest Receptions 17 vs. Las Vegas Raiders, Jan 03, 2021
16 vs. Houston Texans, Sep 18, 2022
...1 more at 16.

All-Purpose Yards 121 at Atlanta Falcons, Nov 08, 2020
88 at Kansas City Chiefs, Dec 06, 2020
45 vs. Las Vegas Raiders, Jan 03, 2021

Kickoff Returns 5 at Atlanta Falcons, Nov 08, 2020
3 at Kansas City Chiefs, Dec 06, 2020
2 at Tennessee Titans, Nov 13, 2022

Kickoff Return Yards 121 at Atlanta Falcons, Nov 08, 2020
77 at Kansas City Chiefs, Dec 06, 2020
23 vs. Los Angeles Chargers, Nov 01, 2020

Longest Kickoff Return 31 at Kansas City Chiefs, Dec 06, 2020
30 at Atlanta Falcons, Nov 08, 2020
27 at Atlanta Falcons, Nov 08, 2020

Kickoff Return Average 25.7 at Kansas City Chiefs, Dec 06, 2020
24.2 at Atlanta Falcons, Nov 08, 2020

Special Teams Tackles 1 at Los Angeles Chargers, Oct 17, 2022
...6 more at 1.

2020 GAME-BY-GAME REGULAR-SEASON STATISTICS (BRONCOS)

DATE	OPPONENT	P/S	RECEIVING					RUSHING					W/L	SCORE
			NO.	YDS.	AVG.	LG	TD	NO.	YDS.	AVG.	LG	TD		
09/14	Titans	P	1	7	7.0	7	0	0	0.0	0	0	0	L	14-16
09/20	at Steelers												L	21-26
09/27	Buccaneers	P	0	0	0.0	0	0	0	0.0	0	0	L	10-28	
10/01	at Jets	P	0	0	0.0	0	0	0	0.0	0	0	W	37-28	
10/18	at Patriots	P	0	0	0.0	0	0	0	0.0	0	0	W	18-12	
10/25	Chiefs	P	0	0	0.0	0	0	0	0.0	0	0	L	16-43	
11/01	Chargers	P	0	0	0.0	0	0	0	0.0	0	0	W	31-30	
11/08	at Falcons	P	0	0	0.0	0	0	0	0.0	0	0	L	27-34	
11/15	at Raiders											L	12-37	
11/22	Dolphins											W	20-13	
11/29	Saints	P	0	0	0.0	0	0	0	0.0	0	0	L	3-31	
12/06	at Chiefs	P	1	11	11.0	11	0	0	0.0	0	0	L	16-22	
12/13	at Panthers											W	32-27	
12/19	Bills											L	19-48	
12/27	at Chargers											L	16-19	
01/03	Raiders	P	4	45	11.3	17	0	0	0.0	0	0	L	31-32	
2020 TOTALS		10-0	6	63	10.5	17	0	0	0.0	0	0	0	5-11	

2021 GAME-BY-GAME REGULAR-SEASON STATISTICS (BRONCOS)

DATE	OPPONENT	P/S	RECEIVING				RUSHING				W/L	SCORE	
			NO.	YDS.	AVG.	LG	TD	NO.	YDS.	AVG.			LG
09/12	at Giants											W	27-13
09/19	at Jaguars											W	23-13
09/26	Jets											W	26-0
10/03	Ravens											L	7-23
10/10	at Steelers											L	19-27
10/17	Raiders											L	24-34
10/21	at Browns	P	0	0	0.0	0	0	0	0.0	0	0	L	14-17
10/31	Football Team											W	17-10
11/07	at Cowboys											W	30-16
11/14	Eagles											L	13-30
11/28	Chargers											W	28-13
12/05	at Chiefs											L	9-22
12/12	Lions											W	38-10
12/19	Bengals											L	10-15
12/26	at Raiders											L	13-17
01/02	at Chargers											L	13-34
01/08	Chiefs											L	24-28
2021 TOTALS		1-0	0	0	0.0	0	0	0	0.0	0	0	7-10	

2022 GAME-BY-GAME REGULAR-SEASON STATISTICS (BRONCOS)

DATE	OPPONENT	P/S	RECEIVING				RUSHING				W/L	SCORE	
			NO.	YDS.	AVG.	LG	TD	NO.	YDS.	AVG.			LG
09/12	at Seahawks	P	0	0	0.0	0	0	0	0.0	0	0	L	16-17
09/18	Texans	P	2	28	14.0	16	0	0	0.0	0	0	W	16-9
09/25	49ers											W	11-10
10/02	at Raiders											L	23-32
10/06	Colts		0	0	0.0	0	0	0	0.0	0	0	L	9-12+
10/17	at Chargers	P	0	0	0.0	0	0	0	0.0	0	0	L	16-19+
10/23	Jets	P	0	0	0.0	0	0	0	0.0	0	0	L	9-16
10/30	at Jaguars											W	21-17
11/13	at Titans	P	0	0	0.0	0	0	0	0.0	0	0	L	10-17
11/20	Raiders											L	16-22+
11/27	at Panthers											L	10-23
12/04	at Ravens											L	9-10
12/11	Chiefs											L	28-34
12/18	Cardinals											W	24-15
12/25	at Rams											L	14-51
01/01	at Chiefs											L	24-27
01/08	Chargers											W	31-28
2022 TOTALS		6-0	2	28	14.0	16	0	0	0.0	0	0	5-12	

+- Overtime

2023 GAME-BY-GAME REGULAR-SEASON STATISTICS (COLTS)

DATE	OPPONENT	P/S	RECEIVING				RUSHING				W/L	SCORE	
			NO.	YDS.	AVG.	LG	TD	NO.	YDS.	AVG.			LG
10/22	Browns											L	38-39
10/29	Saints											L	27-38
11/05	at Panthers											W	27-13
11/12	at Patriots											W	10-6
11/26	Buccaneers											W	27-20
12/03	at Titans											W	31-28+
12/10	at Bengals											L	14-34
12/16	Steelers											W	30-13
12/24	at Falcons											L	10-29
12/31	Raiders											W	23-20
01/06	Texans											L	19-23
2023 TOTALS		0-0	0	0	0.0	0	0	0	0.0	0	0	6-5	

+- Overtime

NICK CROSS
SAFETY

20

6-0 212 LBS

NFL EXP: 3

(3RD YEAR WITH THE COLTS)

BORN: 9/10/01



**COLLEGE:
MARYLAND**

4TH-AND-SHORT

- In his first two seasons, he appeared in 33 games (four starts) and registered 39 tackles (24 solo), 1.0 tackle for loss, two passes defended and one interception as well as 17 special teams stops.
- Became the youngest player in Colts history to start a game in the Super Bowl era and the second-youngest player to ever play in a Colts uniform.
- His father, Michael, emigrated from Jamaica and his mother, Anna Awah-Cross, is from Trinidad and Tobago.

DOWN THE STRETCH

What is on your bucket list: Go on a European vacation.

Do you have a pregame ritual: I watch Sean Taylor and Brian Dawkins highlights.

Who is your favorite artist: I don't really have one specific artist. I like a bunch of different genres.

What is your favorite TV show: "The Walking Dead"

What is your favorite food: General Tso Chicken

What is your favorite vacation spot: Montego Bay, Jamaica

Do you have any hidden talents: I play the saxophone.

What are your hobbies off the field: I enjoy traveling, sneaker shopping, watching Netflix and reading.

Selected by the Colts in the third round (96th overall) of the 2022 NFL Draft.

@Nick_Cross26

@nickcross

THE WAIT WAS WORTH IT

Cross always knew he wanted to play football. He would watch highlights on the computer and cry when his favorite NFL team lost. He wanted to play youth football and emulate his favorite players, but his father wanted him to wait. His father, Michael, told Cross that he could start playing when he got to high school. Cross stayed with soccer and basketball until then before making the transition to football. He flourished and finished his high school career as the No. 4 ranked safety in the nation.

NFL HIGHLIGHTS

- Has appeared in 33 games (four starts) in two seasons with the Colts (2022-23) and has totaled 39 tackles (24 solo), 1.0 tackle for loss, two passes defended, one interception and one fumble recovery. He also has 17 special teams tackles and one blocked punt.
- In 2023, he appeared in all 17 games (two starts) and tallied 30 tackles (16 solo), 1.0 tackle for loss, two passes defended, one interception and nine special teams tackles. Also added one blocked punt. In Week 13 at TEN, he recorded a career-high five tackles (four solo) and one pass defended. On special teams, he blocked a punt in the third quarter and it was returned 18 yards for a touchdown by linebacker Grant Stuard. In Week 14 at CIN, he tallied four tackles (two solo). In Week 15 vs. PIT, he registered two tackles, one pass defended, one interception and one special teams stop. In Week 17 vs. LV, he totaled a single-game career-high nine tackles (three solo).
- He appeared in 16 games (two starts) in 2022 and registered nine tackles (eight solo) and eight special teams stops. In Week 1 vs. HOU, Cross became the youngest player in Colts history to start a game in the Super Bowl era and the second-youngest player to ever play in a Colts uniform.

COLLEGE HIGHLIGHTS

- Appeared in 29 games (21 starts) at Maryland (2019-21) and compiled 135 tackles (89 solo), 5.5 tackles for loss, 4.0 sacks, 18 passes defended, six interceptions and three forced fumbles. He was a three-time All-Big Ten honorable mention selection (2019-21).
- In 2021, he garnered All-Big Ten honorable mention accolades after he started all 13 games and tallied 67 tackles (45 solo), 3.5 tackles for loss, 3.0 sacks, seven passes defended, a team-high three interceptions and a team-high two forced fumbles. In the New Era Pinstripe Bowl vs. Virginia, he forced a fumble that was returned for a touchdown by a teammate.
- As a true sophomore, he appeared in four games (three starts) and recorded 23 tackles (14 solo), 1.0 tackle for loss, 1.0 sack, four passes defended, a team-high one interception and one forced fumble. Named an All-Big Ten honorable mention selection. In a win against Penn State, he had a team-high eight tackles (four solo), 1.0 tackle for loss, 1.0 sack, two passes defended, one interception and his first career forced fumble.

COLLEGE HIGHLIGHTS CONT...

- In 2019, he saw action in 12 games (five starts) and accumulated 45 tackles (30 solo), 1.0 tackle for loss, seven passes defended and two interceptions. Registered team highs in passes defended (seven) and interceptions (two). Against No. 1 Ohio State, he recorded a then single-game career-high nine tackles (six solo).

PERSONAL

- Attended DeMatha Catholic High School in Hyattsville, Md.
- Ranked the No. 4 safety in the 2019 recruiting class.
- Rated a four-star recruit coming out of high school and the top ranked player in Maryland.
- Named a First Team *Washington Post* All-Metro selection and a two-time First Team WCAC choice.
- Received almost 40 scholarship offers coming out of high school.
- As a senior, he tallied 94 tackles and four interceptions.
- Was roommates at Maryland with Dino Tomlin, the son of Steelers Head Coach Mike Tomlin.
- Also competed on the indoor track team at Maryland.
- In 2023, he volunteered around the holidays for Horseshoe Helpings and Shop with a Colt community events.
- Plays the saxophone.
- His father, Michael, emigrated from Jamaica and his mother, Anna Awah-Cross, is from Trinidad and Tobago.
- Majored in business.
- A native of Bowie, Md.

NICK CROSS' - NFL REGULAR SEASON STATISTICS

DATE	TEAM	GP	GS	TACKLES							YDS	QBH	INTERCEPTIONS					FUMBLES					ST		MISC			
				TK	S	A	TFL	YDS	SK	NO			YDS	LG	TD	PD	FF	FR	TD	YDS	TK	S	A	FF	S	A		
2022	Colts	16	2	9	8	1	0	0.0	0.0	0	0	0	0	0	0	0	0	1	0	0	8	3	5	0	0	0	0	0
2023	Colts	17	2	30	16	14	1	2	0.0	0.0	0	1	18	18	0	2	0	0	0	0	9	8	1	0	0	0	0	0
TOTALS		33	4	39	24	15	1	2	0.0	0.0	0	1	18	18	0	2	0	1	0	0	17	11	6	0	0	0	0	0

SINGLE-GAME HIGHS: DEFENSIVE

Total Tackles 9 vs. Las Vegas Raiders, Dec 31, 2023
 6 at Atlanta Falcons, Dec 24, 2023
 5 at Tennessee Titans, Dec 03, 2023

Solo Tackles 4 at Atlanta Falcons, Dec 24, 2023
 ...2 more at 4.

Passes Defensed 1 vs. Pittsburgh Steelers, Dec 16, 2023
 ...1 more at 1.

Fumble Recoveries 1 vs. Jacksonville Jaguars, Oct 16, 2022

Tackles For Loss 1 at Atlanta Falcons, Dec 24, 2023

Interceptions 1 vs. Pittsburgh Steelers, Dec 16, 2023

Special Teams Tackles 3 at Las Vegas Raiders, Nov 13, 2022
 2 vs. Cleveland Browns, Oct 22, 2023
 ...1 more at 2.

2022 GAME-BY-GAME REGULAR-SEASON STATISTICS (COLTS)

DATE	OPPONENT	P/S	TACKLES							YDS	QBH	INTERCEPTIONS					FUMBLES					ST		MISC		W/L	SCORE																	
			TK	S	A	SK	YDS	TFL	NO			YDS	LG	TD	PD	FF	FR	TD	YDS	TK	S	A	FF	S	A																			
09/11	at Texans	S	4	4	0	0.0	0.0	0	0	0	0	0	0	0	0	0	0	0	0	0	0	0	0	0	0	T	20-20																	
09/18	at Jaguars	S	4	3	1	0.0	0.0	0	0	0	0	0	0	0	0	0	0	0	0	0	1	0	1	0	0	L	0-24																	
09/25	Chiefs	P	0	0	0	0.0	0.0	0	0	0	0	0	0	0	0	0	0	0	0	0	0	0	0	0	0	W	20-17																	
10/02	Titans	P	0	0	0	0.0	0.0	0	0	0	0	0	0	0	0	0	0	0	0	0	0	0	0	0	0	L	17-24																	
10/06	at Broncos	P	0	0	0	0.0	0.0	0	0	0	0	0	0	0	0	0	0	0	0	0	0	0	0	0	0	W	12-9+																	
10/16	Jaguars	P	0	0	0	0.0	0.0	0	0	0	0	0	0	0	0	1	0	0	0	0	0	0	0	0	0	W	34-27																	
10/23	at Titans	P	0	0	0	0.0	0.0	0	0	0	0	0	0	0	0	0	0	0	0	1	0	1	0	0	0	L	10-19																	
10/30	Commanders	P	0	0	0	0.0	0.0	0	0	0	0	0	0	0	0	0	0	0	0	0	0	0	0	0	0	L	16-17																	
11/06	at Patriots	P	0	0	0	0.0	0.0	0	0	0	0	0	0	0	0	0	0	0	0	0	1	0	1	0	0	L	3-26																	
11/13	at Raiders	P	0	0	0	0.0	0.0	0	0	0	0	0	0	0	0	0	0	0	0	3	2	1	0	0	0	W	25-20																	
11/20	Eagles	P	0	0	0	0.0	0.0	0	0	0	0	0	0	0	0	0	0	0	0	0	0	0	0	0	0	L	16-17																	
11/28	Steelers	P	0	0	0	0.0	0.0	0	0	0	0	0	0	0	0	0	0	0	0	0	0	0	0	0	0	L	17-24																	
12/04	at Cowboys	P	0	0	0	0.0	0.0	0	0	0	0	0	0	0	0	0	0	0	0	0	0	0	0	0	0	L	19-54																	
12/17	at Vikings	P	1	1	0	0.0	0.0	0	0	0	0	0	0	0	0	0	0	0	0	0	1	1	0	0	0	L	36-39+																	
12/26	Chargers	P	0	0	0	0.0	0.0	0	0	0	0	0	0	0	0	0	0	0	0	0	0	0	0	0	0	L	3-20																	
01/01	at Giants	P	0	0	0	0.0	0.0	0	0	0	0	0	0	0	0	0	0	0	0	1	0	1	0	0	0	L	10-38																	
01/08	Texans																									L	31-32																	
2022 TOTALS												16-2	9	8	1	0.0	0.0	0	0	0	0	0	0	0	0	0	0	1	0	0	0	0	0	0	8	3	5	0	0	0	0	4	12	1

+ - Overtime

2023 GAME-BY-GAME REGULAR-SEASON STATISTICS (COLTS)

DATE	OPPONENT	P/S	TACKLES							YDS	QBH	INTERCEPTIONS					FUMBLES					ST		MISC		W/L	SCORE																	
			TK	S	A	SK	YDS	TFL	NO			YDS	LG	TD	PD	FF	FR	TD	YDS	TK	S	A	FF	S	A																			
09/10	Jaguars	P	0	0	0	0.0	0.0	0	0	0	0	0	0	0	0	0	0	0	0	2	2	0	0	0	0	L	21-31																	
09/17	at Texans	P	0	0	0	0.0	0.0	0	0	0	0	0	0	0	0	0	0	0	0	1	1	0	0	0	0	W	31-20																	
09/24	at Ravens	P	0	0	0	0.0	0.0	0	0	0	0	0	0	0	0	0	0	0	0	1	1	0	0	0	0	W	22-19+																	
10/01	Rams	P	0	0	0	0.0	0.0	0	0	0	0	0	0	0	0	0	0	0	0	0	0	0	0	0	0	L	23-29+																	
10/08	Titans	P	0	0	0	0.0	0.0	0	0	0	0	0	0	0	0	0	0	0	0	1	1	0	0	0	0	W	23-16																	
10/15	at Jaguars	P	0	0	0	0.0	0.0	0	0	0	0	0	0	0	0	0	0	0	0	1	1	0	0	0	0	L	20-37																	
10/22	Browns	P	0	0	0	0.0	0.0	0	0	0	0	0	0	0	0	0	0	0	0	2	1	1	0	0	0	L	38-39																	
10/29	Saints	P	0	0	0	0.0	0.0	0	0	0	0	0	0	0	0	0	0	0	0	0	0	0	0	0	0	L	27-38																	
11/05	at Panthers	P	0	0	0	0.0	0.0	0	0	0	0	0	0	0	0	0	0	0	0	0	0	0	0	0	0	W	27-13																	
11/12	at Patriots	P	0	0	0	0.0	0.0	0	0	0	0	0	0	0	0	0	0	0	0	0	0	0	0	0	0	W	10-6																	
11/26	Buccaneers	P	1	1	0	0.0	0.0	0	0	0	0	0	0	0	0	0	0	0	0	0	0	0	0	0	0	W	27-20																	
12/03	at Titans	P	5	4	1	0.0	0.0	0	0	0	0	0	0	0	0	1	0	0	0	0	0	0	0	0	0	W	31-28+																	
12/10	at Bengals	P	4	2	2	0.0	0.0	0	0	0	0	0	0	0	0	0	0	0	0	0	0	0	0	0	0	L	14-34																	
12/16	Steelers	P	2	0	2	0.0	0.0	0	0	0	1	18	18	0	1	0	0	0	0	0	1	1	0	0	0	W	30-13																	
12/24	at Falcons	P	6	4	2	0.0	0.0	1	2	0	0	0	0	0	0	0	0	0	0	0	0	0	0	0	0	L	10-29																	
12/31	Raiders	S	9	3	6	0.0	0.0	0	0	0	0	0	0	0	0	0	0	0	0	0	0	0	0	0	0	W	23-20																	
01/06	Texans	S	3	2	1	0.0	0.0	0	0	0	0	0	0	0	0	0	0	0	0	0	0	0	0	0	0	L	19-23																	
2023 TOTALS												17-2	30	16	14	0.0	0.0	1	2	0	1	18	18	0	2	0	0	0	0	0	0	0	0	0	9	8	1	0	0	0	0	9	8	0

+ - Overtime

MARCEL DABO

SAFETY
(DABB-ob)

42

6-0 208 LBS

**NFL EXP: 1
(3RD YEAR WITH THE COLTS)
BORN: 1/10/00**



**COLLEGE:
STUTTGART**

4TH-AND-SHORT

- Spent the 2022 and 2023 seasons on the Colts practice squad.
- Competed in the European League of Football as a cornerback and kick returner for the Stuttgart Surge, where he compiled 28 tackles and one interception.
- Named to the 2021 ELF All-Star team and won the league's Defensive Rookie of the Year award.
- Part of the NFL's International Pathway Program.



Originally signed by the Colts as an undrafted free agent on May 13, 2022.



X @DaboMarcel

@marceldabo

A DIFFERENT PATH

While every path to the NFL is wildly different for every player, Dabo's journey to Indianapolis falls under the extraordinary category. He grew up in Reutlingen, Germany and had only played football in Germany, winning the 2021 European League of Football's Defensive Rookie of the Year award for the Stuttgart Surge. After impressing at Arizona State's Pro Day, Dabo caught the eye of Colts' brass and they brought him in for a visit. If the Colts did not draft him, neither party had any control over Dabo's future. Luckily for both parties, Dabo was assigned to Indianapolis and has looked to make an impact since he was assigned to the blue and white.



NFL HIGHLIGHTS

- Spent the 2022 and 2023 seasons on the Colts practice squad.

COLLEGE HIGHLIGHTS

- In 2021, he competed in the European League of Football as a cornerback and kick returner for the Stuttgart Surge, where he compiled 28 tackles and one interception. He earned a spot on the 2021 ELF All-Star team and won the league's Defensive Rookie of the Year award.
- Played for the Stuttgart Scorpions youth program from 2018-20.
- Competed for the Red Knights Tübingen (2016-17) youth program.

PERSONAL

- He is a member of the NFL's International Pathway Program.
- At the NFL's International Combine, he recorded a 4.52-second 40-yard dash, 39-inch vertical leap and 11-foot broad jump.
- Competed in a Pro Day at Arizona State in 2022.
- In 2023, he dressed up as a gorilla in participation for Riley Children's Hospital Halloween event as a Colts community initiative.
- Participated in the NFL's My Cause My Cleats initiative and represented Kicking the Stigma (2023).
- In high school, he participated in a three-week exchange program at Hamilton High School in Sussex, Wis.
- A native of Reutlingen, Germany

ADDITIONAL TRANSACTIONS

- Signed by the Colts to a reserve/future contract on January 8, 2024.
- Signed to the Colts practice squad on August 31, 2022.
- Waived by Indianapolis on August 30, 2022.
- Signed by the Colts as an undrafted free agent on May 13, 2022.

MARCEL DABO'S - NFL REGULAR SEASON STATISTICS

DATE	TEAM	GP	GS	TACKLES							INTERCEPTIONS				FUMBLES			ST		MISC						
				TK	S	A	TFL	YDS	SK	YDS	QBH	NO	YDS	LG	TD	PD	FF	FR	TD	YDS	TK	S	A	FF	FR	S
2022	Colts	0	0	0	0	0	0	0	0	0.0	0.0	0	0	0	0	0	0	0	0	0	0	0	0	0	0	0
2023	Colts	0	0	0	0	0	0	0	0	0.0	0.0	0	0	0	0	0	0	0	0	0	0	0	0	0	0	0
TOTALS		0	0	0	0	0	0	0	0	0.0	0.0	0	0	0	0	0	0	0	0	0	0	0	0	0	0	0

2022 GAME-BY-GAME REGULAR-SEASON STATISTICS (COLTS)

DATE	OPPONENT	P/S	TACKLES							INTERCEPTIONS					FUMBLES			ST			MISC		W/L	SCORE					
			TK	S	A	SK	YDS	TFL	YDS	QBH	NO	YDS	LG	TD	PD	FF	FR	TD	YDS	TK	S	A			FF	FR	S	A	
09/11	at Texans																									T	20-20		
09/18	at Jaguars																									L	0-24		
09/25	Chiefs																									W	20-17		
10/02	Titans																									L	17-24		
10/06	at Broncos																									W	12-9+		
10/16	Jaguars																									W	34-27		
10/23	at Titans																									L	10-19		
10/30	Commanders																									L	16-17		
11/06	at Patriots																									L	3-26		
11/13	at Raiders																									W	25-20		
11/20	Eagles																									L	16-17		
11/28	Steelers																									L	17-24		
12/04	at Cowboys																									L	19-54		
12/17	at Vikings																									L	36-39+		
12/26	Chargers																									L	3-20		
01/01	at Giants																									L	10-38		
01/08	Texans																									L	31-32		
2022 TOTALS			0	0	0	0	0	0	0	0	0	0	0	0	0	0	0	0	0	0	0	0	0	0	0	0	0	4-12-1	

+ - Overtime

2023 GAME-BY-GAME REGULAR-SEASON STATISTICS (COLTS)

DATE	OPPONENT	P/S	TACKLES							INTERCEPTIONS					FUMBLES			ST			MISC		W/L	SCORE					
			TK	S	A	SK	YDS	TFL	YDS	QBH	NO	YDS	LG	TD	PD	FF	FR	TD	YDS	TK	S	A			FF	FR	S	A	
09/10	Jaguars																									L	21-31		
09/17	at Texans																									W	31-20		
09/24	at Ravens																									W	22-19+		
10/01	Rams																									L	23-29+		
10/08	Titans																									W	23-16		
10/15	at Jaguars																									L	20-37		
10/22	Browns																									L	38-39		
10/29	Saints																									L	27-38		
11/05	at Panthers																									W	27-13		
11/12	at Patriots																									W	10-6		
11/26	Buccaneers																									W	27-20		
12/03	at Titans																									W	31-28+		
12/10	at Bengals																									L	14-34		
12/16	Steelers																									W	30-13		
12/24	at Falcons																									L	10-29		
12/31	Raiders																									W	23-20		
01/06	Texans																									L	19-23		
2023 TOTALS			0	0	0	0	0	0	0	0	0	0	0	0	0	0	0	0	0	0	0	0	0	0	0	0	0	9-8	

+ - Overtime

RAEKWON DAVIS

DEFENSIVE TACKLE

(RAY-kwon)

98

6-7 325 LBS

NFL EXP: 5

(1ST YEAR WITH THE COLTS)

BORN: 6/10/97



**COLLEGE:
ALABAMA**

4TH-AND-SHORT

- In his first four seasons with the Dolphins (2020-23), he played in 63 career games (48 starts) and totaled 129 tackles (60 solo), 6.0 tackles for loss and 2.5 sacks.
- He appeared in two postseason contests (one start) and tallied three tackles (one solo).
- Won the 2017 College Football Playoff.
- Majored in exercise science.



Signed by the Colts as an unrestricted free agent on March 15, 2024.



X @Raekwondavis_99

@glizzy_99

RAEKWON DAVIS

DEFENSIVE TACKLE

(RAY-kwon)

98

RAE'S ELVES

In 2020, Davis launched an annual charity event around the holidays called "Rae's Elves" where he gives back to families in need within his hometown of Meridian, Miss. by providing a gift giveaway. The event also supports giving personal items to the homeless in the area.



NFL HIGHLIGHTS

- Has played in 63 career games (48 starts) in four seasons (2020-23) with the Dolphins and has totaled 129 tackles (60 solo), 6.0 tackles for loss and 2.5 sacks.
- In 2023, he appeared in all 17 games (seven starts) and compiled 28 tackles (16 solo), 3.0 tackles for loss and 1.0 sack. He also competed in one postseason contest and recorded two tackles (one solo).
- Saw action in 16 games (15 starts) in 2022 and tallied 33 tackles (13 solo), 1.0 tackle for loss and 1.0 sack. In Week 6 vs. Minnesota, he tallied two tackles (one solo), 1.0 tackle for loss and his first career full sack. Started one postseason contest and collected one tackle.
- In 2021, he started all 14 games he played in and registered 28 tackles (12 solo), 1.0 tackle for loss and half a sack.
- Named to the PFWA All-Rookie Team after he played in all 16 games (12 starts) in 2020 and registered a single-season career-high 40 tackles (19 solo) and 1.0 tackle for loss.

COLLEGE HIGHLIGHTS

- Appeared in 48 games (32 starts) at Alabama (2016-19) and totaled 175 tackles (67 solo), 19.5 tackles for loss, 11.5 sacks, one pass defended, one interception, one forced fumble and one fumble recovery.
- As a senior, he earned Second Team All-America and All-SEC honors after he started 12 games and compiled 47 tackles (18 solo), 3.0 tackles for loss and half a sack.
- In 2018, he was named Second Team All-SEC after he played in all 15 games (14 starts) and tallied 55 tackles (24 solo), 5.5 tackles for loss and 1.5 sacks.
- As a sophomore, he garnered First Team All-SEC accolades after he played in 14 games (six starts) and recorded 69 tackles (24 solo), 10.0 tackles for loss, 8.5 sacks, one pass defended, one interception and one fumble recovery. He was a part of Alabama's College Football Playoff National Championship team.
- In 2016, he played in seven games and collected four tackles (one solo), 1.0 tackle for loss, 1.0 sack and one forced fumble.

PERSONAL

- Attended Meridian (Miss.) High School.
- As a senior, he tallied 55 tackles, 12.5 tackles for loss and 8.5 sacks.
- Ranked as the No. 6 player in Mississippi by ESPN.
- Participated in the Army All-American Bowl and Nike's 2015 "The Opening."
- His foundation, Rae's Elves, holds an annual holiday event providing gifts and essentials for families in east Mississippi.
- Majored in exercise science.
- First name is pronounced RAY-kwon.
- A native of Meridian, Miss.

ADDITIONAL TRANSACTIONS

- Selected by the Miami Dolphins in the second round (56th overall) of the 2020 NFL Draft.

REGULAR SEASON COMPARISON: DEFENSIVE - DENVER BRONCOS

DATE	OPP	W/L	GP/GS	TACKLES			SACK	YDS.	INT	TFL	PD	QBH	TD	MISC	
				TOT	SOLO	ASST								FF	FR
11/22/20	MIA @ DEN	L	S	3	0	3	0.0	0.0	0	0	0	0	0	0	0
9/24/23	MIA vs. DEN	W	S	0	0	0	0.0	0.0	0	0	0	1	0	0	0
TOTALS		1/1	2/2	3	0	3	0.0	0.0	0	0	0	1	0	0	0

RAEKWON DAVIS' - NFL REGULAR SEASON STATISTICS

DATE	TEAM	GP	GS	TACKLES							INTERCEPTIONS					FUMBLES				ST			MISC				
				TK	S	A	TFL	YDS	SK	YDS	QBH	NO	YDS	LG	TD	PD	FF	FR	TD	YDS	TK	S	A	FF	FR	S	A
2020	Dolphins	15	11	40	19	21	1	0	0.0	0.0	1	0	0	0	0	0	0	0	0	0	0	0	0	0	0	0	0
2021	Dolphins	14	14	28	12	16	1	2	0.5	0.5	1	0	0	0	0	0	0	0	0	0	0	0	0	0	0	0	
2022	Dolphins	16	15	33	13	20	1	7	1.0	7.0	2	0	0	0	0	0	0	0	0	0	0	0	0	0	0	0	
2023	Dolphins	17	7	28	16	12	3	6	1.0	5.0	6	0	0	0	0	0	0	0	0	0	0	0	0	0	0	0	
TOTALS		62	47	129	60	69	6	15	2.5	12.5	10	0	0	0	0	0	0	0	0	0	0	0	0	0	0	0	

RAEKWON DAVIS' - NFL POSTSEASON STATISTICS

DATE	TEAM	GP	GS	TACKLES							INTERCEPTIONS					FUMBLES				ST			MISC			
				TK	S	A	TFL	YDS	SK	YDS	QBH	NO	YDS	LG	TD	PD	FF	FR	TD	YDS	TK	S	A	FF	FR	S
2022	Dolphins	1	1	1	0	1	0	0	0.0	0.0	0	0	0	0	0	0	0	0	0	0	0	0	0	0	0	0
2023	Dolphins	1	0	2	1	1	0	0	0.0	0.0	0	0	0	0	0	0	0	0	0	0	0	0	0	0	0	0
TOTALS		2	1	3	1	2	0	0	0.0	0.0	0	0	0	0	0	0	0	0	0	0	0	0	0	0	0	

SINGLE-GAME HIGHS: DEFENSIVE

Total Tackles 7 vs. Los Angeles Chargers, Nov 15, 2020
 5 vs. Kansas City Chiefs, Dec 13, 2020
 4 at Tampa Bay Buccaneers, Oct 10, 2021
 ...2 more at 4.

Sacks 0.5 at New Orleans Saints, Dec 27, 2021
Tackles For Loss 1 at Tennessee Titans, Jan 02, 2022
 ...1 more at 1.

Solo Tackles 5 vs. Los Angeles Chargers, Nov 15, 2020
 3 at Jacksonville Jaguars, Oct 17, 2021
 ...2 more at 3.

2020 GAME-BY-GAME REGULAR-SEASON STATISTICS (DOLPHINS)

DATE	OPPONENT	P/S	TACKLES							INTERCEPTIONS					FUMBLES				ST			W/L	SCORE			
			TK	S	A	SK	YDS	TFL	YDS	QBH	NO	YDS	LG	TD	PD	FF	FR	TD	YDS	TK	S			A	FF	FR
09/13	at Patriots	S	1	1	0	0	0	0	0	0	0	0	0	0	0	0	0	0	0	0	0	0	0	0	L	11-21
09/20	Bills	P	2	1	1	0	0	0	0	0	0	0	0	0	0	0	0	0	0	0	0	0	0	0	L	28-31
09/24	at Jaguars	P	2	0	2	0	0	0	0	0	0	0	0	0	0	0	0	0	0	0	0	0	0	0	W	31-13
10/04	Seahawks	P	0	0	0	0	0	0	0	0	0	0	0	0	0	0	0	0	0	0	0	0	0	0	L	23-31
10/11	at 49ers	P	0	0	0	0	0	0	0	0	0	0	0	0	0	0	0	0	0	0	0	0	0	0	W	43-17
11/01	Rams	S	4	1	3	0	0	0	0	0	0	0	0	0	0	0	0	0	0	0	0	0	0	0	W	28-17
11/08	at Cardinals	S	3	2	1	0	0	0	0	0	0	0	0	0	0	0	0	0	0	0	0	0	0	0	W	34-31
11/15	Chargers	S	7	5	2	0	0	0	0	0	0	0	0	0	0	0	0	0	0	0	0	0	0	0	W	29-21
11/22	at Broncos	S	3	0	3	0	0	0	0	0	0	0	0	0	0	0	0	0	0	0	0	0	0	0	L	13-20
11/29	at Jets	S	4	2	2	0	0	0	0	0	0	0	0	0	0	0	0	0	0	0	0	0	0	0	W	20-3
12/06	Bengals	S	2	1	1	0	0	1	0	0	0	0	0	0	0	0	0	0	0	0	0	0	0	0	W	19-7
12/13	Chiefs	S	5	3	2	0	0	0	0	0	0	0	0	0	0	0	0	0	0	0	0	0	0	0	L	27-33
12/20	Patriots	S	1	0	1	0	0	0	0	0	0	0	0	0	0	0	0	0	0	0	0	0	0	0	W	22-12
12/26	at Raiders	S	2	1	1	0	0	0	0	1	0	0	0	0	0	0	0	0	0	0	0	0	0	0	W	26-25
01/03	at Bills	S	2	1	1	0	0	0	0	0	0	0	0	0	0	0	0	0	0	0	0	0	0	0	L	26-56
2020 TOTALS		15-11	38	18	20	0	0	1	0	1	0	0	0	0	0	0	0	0	0	0	0	0	0	0	0	9-6

2021 GAME-BY-GAME REGULAR-SEASON STATISTICS (DOLPHINS)

DATE	OPPONENT	P/S	TACKLES							INTERCEPTIONS				FUMBLES			ST			MISC		W/L	SCORE					
			TK	S	A	SK	YDS	TFL	YDS	QBH	NO	YDS	LG	TD	PD	FF	FR	TD	YDS	TK	S			A	FF	FR	S	A
09/12	at Patriots	S	0	0	0	0.0	0.0	0	0	0	0	0	0	0	0	0	0	0	0	0	0	0	0	0	0	0	W	17-16
09/19	Bills																									L	0-35	
09/26	at Raiders																									L	28-31+	
10/03	Colts																									L	17-27	
10/10	at Buccaneers	S	4	3	1	0.0	0.0	0	0	0	0	0	0	0	0	0	0	0	0	0	0	0	0	0	0	L	17-45	
10/17	at Jaguars	S	3	3	0	0.0	0.0	0	0	0	0	0	0	0	0	0	0	0	0	0	0	0	0	0	0	L	20-23	
10/24	Falcons	S	2	0	2	0.0	0.0	0	0	0	0	0	0	0	0	0	0	0	0	0	0	0	0	0	0	L	28-30	
10/31	at Bills	S	3	1	2	0.0	0.0	0	0	0	0	0	0	0	0	0	0	0	0	0	0	0	0	0	0	L	11-26	
11/07	Texans	S	1	0	1	0.0	0.0	0	0	0	0	0	0	0	0	0	0	0	0	0	0	0	0	0	0	W	17-9	
11/11	Ravens	S	0	0	0	0.0	0.0	0	0	0	0	0	0	0	0	0	0	0	0	0	0	0	0	0	0	W	22-10	
11/21	at Jets	S	1	1	0	0.0	0.0	0	0	0	0	0	0	0	0	0	0	0	0	0	0	0	0	0	0	W	24-17	
11/28	Panthers	S	3	1	2	0.0	0.0	0	0	0	0	0	0	0	0	0	0	0	0	0	0	0	0	0	0	W	33-10	
12/05	Giants	S	2	1	1	0.0	0.0	0	0	0	0	0	0	0	0	0	0	0	0	0	0	0	0	0	0	W	20-9	
12/19	Jets	S	2	0	2	0.0	0.0	0	0	0	0	0	0	0	0	0	0	0	0	0	0	0	0	0	0	W	31-24	
12/27	at Saints	S	3	0	3	0.5	0.5	0	0	1	0	0	0	0	0	0	0	0	0	0	0	0	0	0	0	W	20-3	
01/02	at Titans	S	3	1	2	0.0	0.0	1	2	0	0	0	0	0	0	0	0	0	0	0	0	0	0	0	0	L	3-34	
01/09	Patriots	S	1	1	0	0.0	0.0	0	0	0	0	0	0	0	0	0	0	0	0	0	0	0	0	0	0	W	33-24	
2021 TOTALS			14-14	28	12	16	0.5	0.5	1	2	1	0	0	0	0	0	0	0	0	0	0	0	0	0	0	9-8		

+ - Overtime

2022 GAME-BY-GAME REGULAR-SEASON STATISTICS (DOLPHINS)

DATE	OPPONENT	P/S	TACKLES							INTERCEPTIONS				FUMBLES			ST			MISC		W/L	SCORE				
			TK	S	A	SK	YDS	TFL	YDS	QBH	NO	YDS	LG	TD	PD	FF	FR	TD	YDS	TK	S			A	FF	FR	S
09/11	Patriots	S	5	0	5	0.0	0.0	0	0	0	0	0	0	0	0	0	0	0	0	0	0	0	0	0	0	W	20-7
09/18	at Ravens	S	2	0	2	0.0	0.0	0	0	0	0	0	0	0	0	0	0	0	0	0	0	0	0	0	0	W	42-38
09/25	Bills																									W	21-19
09/29	at Bengals	S	3	2	1	0.0	0.0	0	0	0	0	0	0	0	0	0	0	0	0	0	0	0	0	0	0	L	15-27
10/09	at Jets	S	0	0	0	0.0	0.0	0	0	0	0	0	0	0	0	0	0	0	0	0	0	0	0	0	0	L	17-40
10/16	Vikings	S	2	1	1	1.0	7.0	1	7	1	0	0	0	0	0	0	0	0	0	0	0	0	0	0	0	L	16-24
10/23	Steelers	S	0	0	0	0.0	0.0	0	0	1	0	0	0	0	0	0	0	0	0	0	0	0	0	0	0	W	16-10
10/30	at Lions	S	3	2	1	0.0	0.0	0	0	0	0	0	0	0	0	0	0	0	0	0	0	0	0	0	0	W	31-27
11/06	at Bears	S	4	2	2	0.0	0.0	0	0	0	0	0	0	0	0	0	0	0	0	0	0	0	0	0	0	W	35-32
11/13	Browns	S	0	0	0	0.0	0.0	0	0	0	0	0	0	0	0	0	0	0	0	0	0	0	0	0	0	W	39-17
11/27	Texans	S	1	1	0	0.0	0.0	0	0	0	0	0	0	0	0	0	0	0	0	0	0	0	0	0	0	W	30-15
12/04	at 49ers	S	0	0	0	0.0	0.0	0	0	0	0	0	0	0	0	0	0	0	0	0	0	0	0	0	0	L	17-33
12/11	at Chargers	S	1	1	0	0.0	0.0	0	0	0	0	0	0	0	0	0	0	0	0	0	0	0	0	0	0	L	17-23
12/17	at Bills	P	2	0	2	0.0	0.0	0	0	0	0	0	0	0	0	0	0	0	0	0	0	0	0	0	0	L	29-32
12/25	Packers	S	3	2	1	0.0	0.0	0	0	0	0	0	0	0	0	0	0	0	0	0	0	0	0	0	0	L	20-26
01/01	at Patriots	S	3	0	3	0.0	0.0	0	0	0	0	0	0	0	0	0	0	0	0	0	0	0	0	0	0	L	21-23
01/08	Jets	S	4	2	2	0.0	0.0	0	0	0	0	0	0	0	0	0	0	0	0	0	0	0	0	0	0	W	11-6
2022 TOTALS			16-15	33	13	20	1.0	7.0	1	7	2	0	0	0	0	0	0	0	0	0	0	0	0	0	0	9-8	

2023 GAME-BY-GAME REGULAR-SEASON STATISTICS (DOLPHINS)

DATE	OPPONENT	P/S	TACKLES							INTERCEPTIONS				FUMBLES			ST				MISC		W/L	SCORE			
			TK	S	A	SK	YDS	TFL	YDS	QBH	NO	YDS	LG	TD	PD	FF	FR	TD	YDS	TK	S	A			FF	FR	S
09/10	at Chargers	S	1	0	1	0.0	0.0	0	0	0	0	0	0	0	0	0	0	0	0	0	0	0	0	0	0	W	36-34
09/17	at Patriots	S	5	3	2	0.0	0.0	1	1	0	0	0	0	0	0	0	0	0	0	0	0	0	0	0	0	W	24-17
09/24	Broncos	S	0	0	0	0.0	0.0	0	0	0	1	0	0	0	0	0	0	0	0	0	0	0	0	0	0	W	70-20
10/01	at Bills	P	1	1	0	0.0	0.0	0	0	0	0	0	0	0	0	0	0	0	0	0	0	0	0	0	0	L	20-48
10/08	Giants	S	3	2	1	0.0	0.0	1	0	0	0	0	0	0	0	0	0	0	0	0	0	0	0	0	0	W	31-16
10/15	Panthers	P	2	1	1	0.0	0.0	0	0	0	0	0	0	0	0	0	0	0	0	0	0	0	0	0	0	W	42-21
10/22	at Eagles	S	2	0	2	0.0	0.0	0	0	0	0	0	0	0	0	0	0	0	0	0	0	0	0	0	0	L	17-31
10/29	Patriots	P	0	0	0	0.0	0.0	0	0	0	0	0	0	0	0	0	0	0	0	0	0	0	0	0	0	W	31-17
11/05	at Chiefs	P	3	1	2	0.0	0.0	0	0	0	0	0	0	0	0	0	0	0	0	0	0	0	0	0	0	L	14-21
11/19	Raiders	P	1	1	0	0.0	0.0	0	0	0	1	0	0	0	0	0	0	0	0	0	0	0	0	0	0	W	20-13
11/24	at Jets	S	2	2	0	1.0	5.0	1	5	1	0	0	0	0	0	0	0	0	0	0	0	0	0	0	0	W	34-13
12/03	at Commanders	P	1	1	0	0.0	0.0	0	0	0	0	0	0	0	0	0	0	0	0	0	0	0	0	0	0	W	45-15
12/11	Titans	P	1	1	0	0.0	0.0	0	0	0	1	0	0	0	0	0	0	0	0	0	0	0	0	0	0	L	27-28
12/17	Jets	S	1	0	1	0.0	0.0	0	0	2	0	0	0	0	0	0	0	0	0	0	0	0	0	0	0	W	30-0
12/24	Cowboys	P	0	0	0	0.0	0.0	0	0	0	0	0	0	0	0	0	0	0	0	0	0	0	0	0	0	W	22-20
12/31	at Ravens	P	4	2	2	0.0	0.0	0	0	0	0	0	0	0	0	0	0	0	0	0	0	0	0	0	0	L	19-56
01/07	Bills	P	1	1	0	0.0	0.0	0	0	0	0	0	0	0	0	0	0	0	0	0	0	0	0	0	0	L	14-21
2023 TOTALS		17-7	28	16	12	1.0	5.0	3	6	6	0	0	0	0	0	0	0	0	0	0	0	0	0	0	0	0	11-6

2022 GAME-BY-GAME POSTSEASON STATISTICS (DOLPHINS)

DATE	OPPONENT	P/S	TACKLES							INTERCEPTIONS				FUMBLES			ST				MISC		W/L	SCORE			
			TK	S	A	SK	YDS	TFL	YDS	QBH	NO	YDS	LG	TD	PD	FF	FR	TD	YDS	TK	S	A			FF	FR	S
01/15	at Bills	S	1	0	1	0.0	0.0	0	0	0	0	0	0	0	0	0	0	0	0	0	0	0	0	0	0	L	31-34
2022 TOTALS		1-1	1	0	1	0.0	0.0	0	0	0	0	0	0	0	0	0	0	0	0	0	0	0	0	0	0	0	0-1

2023 GAME-BY-GAME POSTSEASON STATISTICS (DOLPHINS)

DATE	OPPONENT	P/S	TACKLES							INTERCEPTIONS				FUMBLES			ST				MISC		W/L	SCORE			
			TK	S	A	SK	YDS	TFL	YDS	QBH	NO	YDS	LG	TD	PD	FF	FR	TD	YDS	TK	S	A			FF	FR	S
01/13	at Chiefs	P	2	1	1	0.0	0.0	0	0	0	0	0	0	0	0	0	0	0	0	0	0	0	0	0	0	L	7-26
2023 TOTALS		1-0	2	1	1	0.0	0.0	0	0	0	0	0	0	0	0	0	0	0	0	0	0	0	0	0	0	0	0-1

TREVOR DENBOW

SAFETY
(DENN-hob)

43

5-10 208 LBS

NFL EXP: 2

(3RD YEAR WITH THE COLTS)

BORN: 8/26/98



**COLLEGE:
SMU**

4TH-AND-SHORT

- In two seasons with the Colts (2022-23), he saw action in 19 games and totaled 12 special teams tackles.
- Earned *USA Today* All-America honors and District 17-5A District Player of the Year as a senior.
- Named to the American Athletic Conference All-Academic Team in 2019.



Originally signed by the Colts as an undrafted free agent on May 13, 2022.



X @trevor_denbow

@trevor_denbow

NFL HIGHLIGHTS

- Has appeared in 19 games in two seasons with the Colts (2022-23) and has totaled 12 special teams tackles.
- In 2023, he appeared in all 17 games and tallied 12 special teams tackles.
- Appeared in two games in 2022 on special teams but did not record any statistics. Spent the first eight weeks of the season on the Injured Reserve list.

COLLEGE HIGHLIGHTS

- Played in 47 games (42 starts) at SMU (2018-21) and compiled 181 tackles (120 solo), 12.5 tackles for loss, 2.0 sacks, 11 passes defended, three interceptions, four forced fumbles and one blocked kick. He also totaled 45 punts for 1,745 yards (38.8 avg.). Prior to SMU, he spent one season (2017) at Navarro College and registered 36 tackles, 2.0 sacks and four interceptions in 10 games.
- In 2021, he played in all 12 games (11 starts) and registered 39 tackles (29 solo), four passes defended, two interceptions and one blocked kick. He was named to the College Gridiron Showcase Watch List.
- In 2020, he started all 10 games and recorded 27 tackles (26 solo), 7.0 tackles for loss, 1.0 sack, two passes defended, one interception and three forced fumbles.
- In 2019, he started all 13 games and compiled 64 tackles (39 solo), 2.0 tackles for loss, half a sack, four passes defended and one forced fumble. He also added 43 punts for 1,662 yards (38.7 avg.) with eight pinned inside the 20-yard line. Named to the American Athletic Conference All-Academic Team.
- As a sophomore, he appeared in 12 games (eight starts) and registered 41 tackles (26 solo), 3.5 tackles for loss, half a sack and one pass defended. He also recorded two punts for 83 yards (41.5 avg.) with one pinned inside the 20.
- In 2017 at Navarro, he played in 10 games and recorded 36 tackles, 2.0 sacks and four interceptions.

PERSONAL

- Attended Corsicana (Texas) High School.
- As a senior, he was named a *USA Today* All-American and District 17-5A District Player of the Year.
- Participated in the NFL's My Cause My Cleats initiative and represented Kicking the Stigma (2023).
- Married to his wife, Kristian. Kristian's mom, Monica Aldama, coaches cheer at Navarro College and her team is featured on the Netflix show, "Cheer."
- A native of Corsicana, Texas.

ADDITIONAL TRANSACTIONS

- Signed by the Colts to a reserve/future contract on January 9, 2023.
- Signed to the Indianapolis practice squad on January 9, 2023.
- Signed to the Colts active roster from the practice squad on January 7, 2023.
- Signed to the Indianapolis practice squad on November 23, 2022.
- Waived by the Colts on November 22, 2022.
- Signed by Indianapolis as an undrafted free agent on May 13, 2022.

TREVOR DENBOW'S - NFL REGULAR SEASON STATISTICS

DATE	TEAM	GP	GS	TK	S	TACKLES				QBH	INTERCEPTIONS				FUMBLES				ST		MISC					
						A	TFL	YDS	SK		YDS	LG	TD	PD	FF	FR	TD	YDS	TK	S	A	FF	FR	S	A	
2022	Colts	2	0	0	0	0	0	0	0.0	0.0	0	0	0	0	0	0	0	0	0	0	0	0	0	0	0	
2023	Colts	17	0	0	0	0	0	0	0.0	0.0	0	0	0	0	0	0	0	0	0	12	9	3	0	0	0	0
TOTALS		19	0	0	0	0	0	0	0.0	0.0	0	0	0	0	0	0	0	0	0	12	9	3	0	0	0	0

SINGLE-GAME HIGHS: DEFENSIVE

Special Teams Tackles

2 vs. Cleveland Browns, Oct 22, 2023

...1 more at 2.

2022 GAME-BY-GAME REGULAR-SEASON STATISTICS (COLTS)

DATE	OPPONENT	P/S	TACKLES					INTERCEPTIONS					FUMBLES				ST			MISC		W/L	SCORE								
			TK	S	A	SK	YDS	TFL	YDS	QBH	NO	YDS	LG	TD	PD	FF	FR	TD	YDS	TK	S			A	FF	FR	S	A			
09/11	at Texans																												T	20-20	
09/18	at Jaguars																													L	0-24
09/25	Chiefs																													W	20-17
10/02	Titans																													L	17-24
10/06	at Broncos																													W	12-9+
10/16	Jaguars																													W	34-27
10/23	at Titans																													L	10-19
10/30	Commanders																													L	16-17
11/06	at Patriots	P	0	0	0	0	0	0	0	0	0	0	0	0	0	0	0	0	0	0	0	0	0	0	0	0	0			L	3-26
11/13	at Raiders																													W	25-20
11/20	Eagles																													L	16-17
11/28	Steelers																													L	17-24
12/04	at Cowboys																													L	19-54
12/17	at Vikings																													L	36-39+
12/26	Chargers																													L	3-20
01/01	at Giants																													L	10-38
01/08	Texans	P	0	0	0	0	0	0	0	0	0	0	0	0	0	0	0	0	0	0	0	0	0	0	0	0			L	31-32	
2022 TOTALS		2-0	0	0	0	0	0	0	0	0	0	0	0	0	0	0	0	0	0	0	0	0	0	0	0	0			0	4-12-1	

+ - Overtime

2023 GAME-BY-GAME REGULAR-SEASON STATISTICS (COLTS)

DATE	OPPONENT	P/S	TACKLES					INTERCEPTIONS					FUMBLES				ST			MISC		W/L	SCORE								
			TK	S	A	SK	YDS	TFL	YDS	QBH	NO	YDS	LG	TD	PD	FF	FR	TD	YDS	TK	S			A	FF	FR	S	A			
09/10	Jaguars	P	0	0	0	0	0	0	0	0	0	0	0	0	0	0	0	0	0	0	0	0	0	0	0	0	0			L	21-31
09/17	at Texans	P	0	0	0	0	0	0	0	0	0	0	0	0	0	0	0	0	0	0	0	0	0	0	0	0	0			W	31-20
09/24	at Ravens	P	0	0	0	0	0	0	0	0	0	0	0	0	0	0	0	0	1	1	0	0	0	0	0	0	0			W	22-19+
10/01	Rams	P	0	0	0	0	0	0	0	0	0	0	0	0	0	0	0	0	1	1	0	0	0	0	0	0	0			L	23-29+
10/08	Titans	P	0	0	0	0	0	0	0	0	0	0	0	0	0	0	0	0	2	2	0	0	0	0	0	0	0			W	23-16
10/15	at Jaguars	P	0	0	0	0	0	0	0	0	0	0	0	0	0	0	0	0	0	0	0	0	0	0	0	0	0			L	20-37
10/22	Browns	P	0	0	0	0	0	0	0	0	0	0	0	0	0	0	0	0	2	1	1	0	0	0	0	0	0			L	38-39
10/29	Saints	P	0	0	0	0	0	0	0	0	0	0	0	0	0	0	0	0	1	1	0	0	0	0	0	0	0			L	27-38
11/05	at Panthers	P	0	0	0	0	0	0	0	0	0	0	0	0	0	0	0	0	0	0	0	0	0	0	0	0	0			W	27-13
11/12	at Patriots	P	0	0	0	0	0	0	0	0	0	0	0	0	0	0	0	0	0	0	0	0	0	0	0	0	0			W	10-6
11/26	Buccaneers	P	0	0	0	0	0	0	0	0	0	0	0	0	0	0	0	0	0	0	0	0	0	0	0	0	0			W	27-20
12/03	at Titans	P	0	0	0	0	0	0	0	0	0	0	0	0	0	0	0	0	1	1	0	0	0	0	0	0	0			W	31-28+
12/10	at Bengals	P	0	0	0	0	0	0	0	0	0	0	0	0	0	0	0	0	1	1	0	0	0	0	0	0	0			L	14-34
12/16	Steelers	P	0	0	0	0	0	0	0	0	0	0	0	0	0	0	0	0	1	1	0	0	0	0	0	0	0			W	30-13
12/24	at Falcons	P	0	0	0	0	0	0	0	0	0	0	0	0	0	0	0	0	0	0	0	0	0	0	0	0	0			L	10-29
12/31	Raiders	P	0	0	0	0	0	0	0	0	0	0	0	0	0	0	0	0	1	1	0	0	0	0	0	0	0			W	23-20
01/06	Texans	P	0	0	0	0	0	0	0	0	0	0	0	0	0	0	0	0	1	1	0	0	0	0	0	0	0			L	19-23
2023 TOTALS		17-0	0	0	0	0	0	0	0	0	0	0	0	0	0	0	0	0	12	9	3	0	0	0	0	0			0	9-8	

+ - Overtime

JOSH DOWNS

WIDE RECEIVER

1



5-9 171 LBS
NFL EXP: 2
(2ND YEAR WITH THE COLTS)
BORN: 8/12/01



COLLEGE:
NORTH CAROLINA

4TH-AND-SHORT

- In his first season, he played in 17 games (nine starts) and compiled 68 receptions for 771 yards and two touchdowns.
- His 68 receptions in 2023 is the most by a Colts rookie in franchise history.
- Earned First Team All-ACC honors in each of his last two seasons (2021, 2022).
- Garnered Second Team All-America honors from The Associated Press, FWA and Phil Steele in 2022.
- One of two players in Carolina history with two 1,000-yard receiving seasons.
- Set the North Carolina single-season record for receptions (101) and receiving yards (1,335) in 2021.
- His uncle, Dre' Bly, played 11 seasons in the NFL and now is a defensive coach at the University of North Carolina at Charlotte.

Selected by the Colts in the third round (79th overall) of the 2023 NFL Draft.



 @joshdowns

 @joshdowns

JOSH DOWNS

WIDE RECEIVER

FOOTBALL IS FAMILY

While Josh is the most recent of the Downs to find his name on an NFL roster, he is not the first. His father, Gary, was a running back who played seven seasons (1994-2000) in the NFL with the New York Giants, Denver and Atlanta. Gary's NFL totals include 45 carries for 149 yards (3.3 avg.) and nine receptions for 66 yards (7.3 avg.). His uncle, Dre' Bly, is a two-time Pro Bowl cornerback who spent time with St. Louis (1999-02), Detroit (2003-06), Denver (2007-08) and San Francisco (2009). Bly coached cornerbacks at North Carolina from 2019-22, while Downs was enrolled, and for the Detroit Lions in 2023. He currently is a Defensive Assistant at the University of North Carolina at Charlotte. His younger brother, Caleb, currently plays for Ohio State after spending the 2023 season at Alabama.



NFL HIGHLIGHTS

- He played in all 17 games (nine starts) in 2023 and tallied 68 receptions for 771 yards and two touchdowns. His 68 receptions are the most receptions by a Colts rookie in franchise history. In Week 1 vs. JAX, he made his first career start and totaled three receptions for 30 yards. In Week 3 at BAL, he collected eight receptions for 57 yards. In Week 4 vs. LAR, he collected two receptions for 34 yards, including a 30-yard reception from Anthony Richardson. In Week 5 vs. TEN, he hauled in six receptions for a career-high 97 yards. In Week 6 at JAX, he hauled in five receptions for 21 yards and his first career touchdown. In Week 7 vs. CLE, he totaled five receptions for 125 yards and one touchdown. Downs tallied a 59-yard touchdown reception in the first quarter, which is the longest reception by a Colts rookie since Donte Moncrief (79) in 2014 and he became the first Indianapolis rookie wide receiver to tally a receiving touchdown in consecutive games since T.Y. Hilton (Weeks 11 and 12 of 2012). It was his first career 100-yard receiving game. In Week 8 vs. NO, he hauled in seven receptions for 72 yards. In Week 17 vs. LV, he registered two receptions for 53 yards. In Week 18 vs. HOU, he registered three receptions for 48 yards. He passed Bill Brooks (65 in 1986) for the most receptions by a Colts rookie.

COLLEGE HIGHLIGHTS

- Played in 34 career games (23 starts) at North Carolina (2020-22) and compiled 202 receptions for 2,483 yards and 22 touchdowns. In program history, finished second in touchdown receptions, third in receptions and fourth in receiving yards. One of two players in Carolina history with two 1,000-yard receiving seasons. Earned First Team All-ACC honors in each of his last two seasons.
- In 2022, he started 11 games and finished with 94 receptions for 1,029 yards and 11 touchdowns. Earned First Team All-ACC honors and was named a Pro Football Focus First Team All-America choice. Also garnered Second Team All-America honors from *The Associated Press*, FWAA and Phil Steele. He led the ACC in receptions (94), receiving yards (1,029), receptions per game (8.5) and receiving yards per game (93.5) and finished second in the country in receptions per game, seventh in touchdown receptions and 11th in receiving yards per game. He became the third player in North Carolina history to compile over 90 catches in a season and had the fourth-most receiving touchdowns in program history in a single season.
- Earned First-Team All-ACC honors after he played in all 13 games (12 starts) in 2021 and registered 101 receptions for 1,335 yards and eight touchdowns. Set the North Carolina single-season record for catches (101) and receiving yards (1,335). Led the ACC in receptions, while finishing second in receiving yards and seventh in all-purpose yards per game (114.2). Finished third in the ACC and 13th nationally in average punt return yards (9.8). In his first collegiate start, he recorded eight receptions for 123 yards and one touchdown at Virginia Tech.
- As a true freshman in 2020, he saw action in 10 games and tallied seven receptions for 119 yards and three touchdowns. He tallied a career-long 75-yard receiving touchdown in the Orange Bowl against Texas A&M.

X @joshdowns

IG @joshdowns

JOSH DOWNS

WIDE RECEIVER



PERSONAL

- Attended North Gwinnett High School in Suwanee, Ga.
- Rated as a four-star prospect, the nation's 17th ranked player and the 13th ranked player in Georgia by *247Sports*.
- Recorded 187 receptions for 3,019 yards and 32 touchdowns over his final three seasons.
- Named First Team All-State and All-County.
- Helped lead North Gwinnett to a 14-1 record and a 7A state championship as a sophomore.
- Also competed in basketball and track and field.
- Finished third in the state triple jump and fourth in long jump.
- In 2023, he participated in Beyond the Sidelines as a Colts community initiative in support of Kicking the Stigma.
- Participated in the NFL's My Cause My Cleats initiative and represented Back on My Feet (2023).
- His father, Gary Downs, played seven seasons in the NFL after being selected by the New York Giants in the third round (95th overall) of the 1994 NFL Draft. He spent time with the Giants (1994, 1996), Denver Broncos (1995) and Atlanta Falcons (1997-2000).
- His uncle, Dre' Bly, was selected by the St. Louis Rams in the second round (41st overall) of the 1999 NFL Draft. He played 11 seasons with the Rams (1999-02), Detroit Lions (2003-06), Denver Broncos (2007-08) and San Francisco 49ers (2009). Was a two-time Pro Bowl selection (2003, 2004).
- His older sister Kameron played collegiate soccer at Kennesaw State (2017-21) and his younger brother Caleb was a five-star safety recruit in the class of 2023 and played for Alabama (2023) before transferring to Ohio State ahead of the 2024 season.
- A native of Suwanee, Ga.

JOSH DOWNS' - NFL REGULAR SEASON STATISTICS

DATE	TEAM	GP	GS	RECEIVING					RUSHING				
				NO.	YDS.	AVG.	LG	TD	NO.	YDS.	AVG.	LG	TD
2023	Colts	17	9	68	771	11.3	59T	2	0	0	0.0	0	0
TOTALS		17	9	68	771	11.3	59T	2	0	0	0.0	0	0

JOSH DOWNS' - NFL REGULAR SEASON STATISTICS

DATE	TEAM	KICKOFF RETURNS					PUNT RETURNS					
		RET.	YDS.	AVG.	LG	TD	NO.	FC	YDS.	AVG.	LG	TD
2023	Colts	2	24	12.0	17	0	6	6	63	10.5	14	0
TOTALS		2	24	12.0	17	0	6	6	63	10.5	14	0

JOSH DOWNS

WIDE RECEIVER

SINGLE-GAME HIGHS: RUSHING/RECEIVING

Receptions	8 at Baltimore Ravens, Sep 24, 2023 7 vs. New Orleans Saints, Oct 29, 2023 6 at Atlanta Falcons, Dec 24, 2023 ...1 more at 6.	Longest Kickoff Return	17 vs. Houston Texans, Jan 06, 2024 7 vs. Houston Texans, Jan 06, 2024
Receiving Yards	125 vs. Cleveland Browns, Oct 22, 2023 97 vs. Tennessee Titans, Oct 08, 2023 72 vs. New Orleans Saints, Oct 29, 2023	Fair Catches	2 vs. Las Vegas Raiders, Dec 31, 2023 ...1 more at 2.
Receiving Average	25.0 vs. Cleveland Browns, Oct 22, 2023 16.2 vs. Tennessee Titans, Oct 08, 2023 16.0 vs. Houston Texans, Jan 06, 2024	Punt Return Yards	38 vs. Pittsburgh Steelers, Dec 16, 2023 25 vs. Houston Texans, Jan 06, 2024
Longest Receptions	59t vs. Cleveland Browns, Oct 22, 2023 50 vs. Las Vegas Raiders, Dec 31, 2023 38 vs. Tennessee Titans, Oct 08, 2023	Longest Punt Return	14 vs. Pittsburgh Steelers, Dec 16, 2023 13 vs. Pittsburgh Steelers, Dec 16, 2023 11 vs. Pittsburgh Steelers, Dec 16, 2023
Receiving TDs	1 vs. Cleveland Browns, Oct 22, 2023 ...1 more at 1.	Punt Returns	3 vs. Houston Texans, Jan 06, 2024 ...1 more at 3.
All-Purpose Yards	125 vs. Cleveland Browns, Oct 22, 2023 97 vs. Houston Texans, Jan 06, 2024 ...1 more at 97.	Punt Return Average	12.7 vs. Pittsburgh Steelers, Dec 16, 2023 8.3 vs. Houston Texans, Jan 06, 2024
Kickoff Returns	2 vs. Houston Texans, Jan 06, 2024	Most TDs	1 vs. Cleveland Browns, Oct 22, 2023 ...1 more at 1.
Kickoff Return Yards	24 vs. Houston Texans, Jan 06, 2024	Miscellaneous Tackles	1 vs. Tampa Bay Buccaneers, Nov 26, 2023 ...1 more at 1.

100-YARD RECEIVING GAMES (1): REGULAR SEASON

DATE	TEAM	NO.	YDS.	AVG.	LG	TD
10/22/23	BROWNS	5	125	25.0	59t	1

2023 GAME-BY-GAME REGULAR-SEASON STATISTICS (COLTS)

DATE	OPPONENT	P/S	RECEIVING					RUSHING					W/L	SCORE
			NO.	YDS.	AVG.	LG	TD	NO.	YDS.	AVG.	LG	TD		
09/10	Jaguars	S	3	30	10.0	22	0	0	0	0.0	0	0	L	21-31
09/17	at Texans	P	4	37	9.3	12	0	0	0	0.0	0	0	W	31-20
09/24	at Ravens	S	8	57	7.1	12	0	0	0	0.0	0	0	W	22-19+
10/01	Rams	P	2	34	17.0	30	0	0	0	0.0	0	0	L	23-29+
10/08	Titans	S	6	97	16.2	38	0	0	0	0.0	0	0	W	23-16
10/15	at Jaguars	S	5	21	4.2	9	1	0	0	0.0	0	0	L	20-37
10/22	Browns	S	5	125	25.0	59t	1	0	0	0.0	0	0	L	38-39
10/29	Saints	S	7	72	10.3	17	0	0	0	0.0	0	0	L	27-38
11/05	at Panthers	P	1	10	10.0	10	0	0	0	0.0	0	0	W	27-13
11/12	at Patriots	P	2	40	20.0	28	0	0	0	0.0	0	0	W	10-6
11/26	Buccaneers	S	5	43	8.6	13	0	0	0	0.0	0	0	W	27-20
12/03	at Titans	P	3	14	4.7	9	0	0	0	0.0	0	0	W	31-28+
12/10	at Bengals	P	3	32	10.7	12	0	0	0	0.0	0	0	L	14-34
12/16	Steelers	P	3	19	6.3	8	0	0	0	0.0	0	0	W	30-13
12/24	at Falcons	P	6	39	6.5	14	0	0	0	0.0	0	0	L	10-29
12/31	Raiders	S	2	53	26.5	50	0	0	0	0.0	0	0	W	23-20
01/06	Texans	S	3	48	16.0	28	0	0	0	0.0	0	0	L	19-23
2023 TOTALS		17-9	68	771	11.3	59T	2	0	0	0.0	0	0	0	9-8

+ - Overtime

ASHTON DULIN

WIDE RECEIVER

(DOO-lee)

16

AP
2ND TEAM
'21



6-2 215 LBS

NFL EXP: 5
(6TH YEAR WITH THE COLTS)

BORN: 5/15/97



COLLEGE:
MALONE

4TH-AND-SHORT

- Associated Press Second Team All-Pro Selection (2021).
- In his first five seasons, he accumulated 33 receptions for 450 yards and three touchdowns as well as 35 special teams stops in 55 games (three starts).
- Owns school records in receptions, receiving yards and all-purpose yards at Malone University.
- All-America honors running track at Malone.

DOWN THE STRETCH

What is on your bucket list: I want to go skydiving.

Pets: I want to get a dog in the offseason.

What is your favorite food: Crab legs

Who is your favorite artist: Kendrick Lamar

What is your favorite movie: "Roll Bounce"

What is your favorite TV show: I only watch ESPN, that's it.

What are your hobbies off the field: I like playing Fortnite and Call of Duty.

What is your favorite vacation spot: Myrtle Beach

Who is your mentor: My dad and as far as coaches, Coach Fred Thomas, my college coach.

What is the best advice you have been given: My high school coach helped influence me on where to go for college, which has got me here.

What are your hidden talents: I can juggle

Who was your favorite athlete growing up: Pat White and Steve Slaton

Originally signed by the Colts as an undrafted free agent on May 3, 2019.

 @AshtonDulin

TWO-SPORT COLLEGIATE ATHLETE

Dulin not only shined on the gridiron but also on the track. After being a football and track star at Reynoldsburg (Ohio) High School, he committed to play football and run track at Malone University. In his junior year of collegiate football, he earned First Team All-Great Midwest Athletic Conference honors. As a senior, he was named First Team All-Great Midwest Athletic Conference and both the Offensive and Special Teams Player of the Year. In track, he set conference records in the 100 meter, the 110 meter hurdles, the 200 meters, the 400 meter hurdles and the long jump and was the G-MAC Indoor Track Athlete of the Year.



NFL HIGHLIGHTS

- Has seen action in 55 games (three starts) and has tallied 33 receptions for 450 yards and three touchdowns, seven carries for 51 yards and 35 special teams tackles. Also has 17 kickoff returns for 439 yards (25.8 avg.). He has two fumble recoveries (one returned for a touchdown). Has appeared in one postseason contest.
- Spent the 2023 season on the Injured Reserve list.
- In 2022, he appeared in 12 games (two starts) and recorded 15 receptions for 207 yards and one touchdown as well as two rushes for eight yards. In Week 2 at JAX, Dulin set single-game career highs in receptions (five) and receiving yards (79).
- Named Second Team Associated Press All-Pro after he appeared in all 17 games (one start) in 2021 and tallied 13 receptions for 173 yards and two touchdowns, three carries for 3 yards, 17 special teams tackles and two fumble recoveries (one returned for a touchdown). He finished second in the NFL in special teams tackles. He also added eight kickoff returns for 206 yards. In Week 1 vs. SEA, he tied his single-game career-high in special teams tackles (two). In Week 2 vs. the LAR, he recovered a fumble recovery on a punt for his first-career touchdown. In Week 3 at TEN, he tied his single-game career-high in special teams tackles (two). In Week 4 at MIA, he recorded one reception for 17 yards, a special teams stop and one fumble recovery. In Week 12 vs. TB, he had a career-long 62-yard touchdown reception. It marked the first receiving touchdown of his career. In Week 15 vs. NE, he had two carries for 39 yards. He registered a 37-yard rush in the first quarter. It marked the longest rush by a Colts wide receiver in the Indianapolis era and the third-longest rush by a wide receiver in 2021.
- In 2020, he played in 13 games and accumulated three receptions for 53 yards, two carries for 11 yards, six kickoff returns for 143 yards and seven special teams tackles. Appeared in one postseason contest but did not record any statistics.
- Appeared in 13 games as a rookie in 2019 and had

NFL HIGHLIGHTS CONT...

two receptions for 17 yards and seven special teams tackles. Also had three kickoff returns for 90 yards.

COLLEGE HIGHLIGHTS

- Appeared in 39 games and set school records in career receptions (189), receiving yards (3,188) and all-purpose yards (5,455) at Malone. Added 28 receiving touchdowns and contributed 53 rushes for 387 yards and three touchdowns.
- In 2018, he started 10 games and recorded team highs in receptions (61), receiving yards (984) and touchdowns (11). Also had 13 rushes for 120 yards and one touchdown. Led NCAA Division II with three kickoff return touchdowns. Was named the G-MAC Special Teams Player of the Year as well as G-MAC Offensive Back of the Year.
- As a junior, he started 10 games and finished with 59 receptions for 1,050 yards and 10 touchdowns. Also added 14 rushing attempts for 137 yards and one touchdown.
- Started nine games in 2016 and accumulated 50 receptions for 825 yards and four touchdowns.
- As a freshman, he appeared in 10 games and had 19 receptions for 329 yards and three touchdowns. Added 21 rushes for 106 yards and one touchdown.

PERSONAL

- Attended Reynoldsburg (Ohio) High School.
- He was one of just five Division II athletes invited to the 2019 NFL Combine.
- Also participated in track at Malone, where he was a 2017 Division II First Team All-America choice in the outdoor 400-meter hurdles and a 2018 First Team All-America selection in the indoor 60-meter hurdles.
- Named a two-time G-MAC Indoor and Outdoor Track Athlete of the Year.
- Participated in the NFL's My Cause My Cleats initiative and represented the National Cancer Society (2020-21) and the National Pancreatic Cancer Foundation (2019).
- In 2020, he participated in a Colts' mobile pantry distribution event as part of the No One Runs on Empty program.
- Volunteered at the Colts Youth Football Camp and the Pros vs. GI Joes event in 2019.
- A native of Reynoldsburg, Ohio.

ADDITIONAL TRANSACTIONS

- Re-signed by Indianapolis on March 15, 2023.
- Signed tender with the Colts on April 19, 2022.
- Re-signed with Indianapolis on January 10, 2021.
- Signed to the Colts active roster from the practice squad on September 27, 2019.
- Signed to the Indianapolis practice squad on September 1, 2019.
- Waived by the Colts on August 31, 2019.
- Signed by Indianapolis as an undrafted free agent on May 3, 2019.

ASHTON DULIN'S - NFL REGULAR SEASON STATISTICS

DATE	TEAM	GP	GS	RECEIVING					RUSHING				
				NO.	YDS.	AVG.	LG	TD	NO.	YDS.	AVG.	LG	TD
2019	Colts	13	0	2	17	8.5	13	0	0	0	0.0	0	0
2020	Colts	13	0	3	53	17.7	34	0	2	11	5.5	8	0
2021	Colts	17	1	13	173	13.3	62t	2	3	32	10.7	37	0
2022	Colts	12	2	15	207	13.8	39	1	2	8	4.0	5	0
2023	Colts	0	0	0	0	0.0	0	0	0	0	0.0	0	0
TOTALS		55	3	33	450	13.6	62T	3	7	51	7.3	37	0

ASHTON DULIN'S - NFL POSTSEASON STATISTICS

DATE	TEAM	GP	GS	RECEIVING					RUSHING				
				NO.	YDS.	AVG.	LG	TD	NO.	YDS.	AVG.	LG	TD
2020	Colts	1	0	0	0	0.0	0	0	0	0	0.0	0	0
TOTALS		1	0	0	0	0.0	0	0	0	0	0.0	0	0

ASHTON DULIN'S - NFL REGULAR SEASON STATISTICS

DATE	TEAM	KICKOFF RETURNS					PUNT RETURNS					
		RET.	YDS.	AVG.	LG	TD	NO.	FC	YDS.	AVG.	LG	TD
2019	Colts	3	90	30.0	46	0	0	0	0	0.0	0	0
2020	Colts	6	143	23.8	41	0	0	0	0	0.0	0	0
2021	Colts	8	206	25.8	31	0	0	0	0	0.0	0	0
2022	Colts	0	0	0.0	0	0	0	0	0	0.0	0	0
2023	Colts	0	0	0.0	0	0	0	0	0	0.0	0	0
TOTALS		17	439	25.8	46	0	0	0	0	0.0	0	0

ASHTON DULIN'S - NFL POSTSEASON STATISTICS

DATE	TEAM	KICKOFF RETURNS					PUNT RETURNS					
		RET.	YDS.	AVG.	LG	TD	NO.	FC	YDS.	AVG.	LG	TD
2020	Colts	0	0	0.0	0	0	0	0	0	0.0	0	0
TOTALS		0	0	0.0	0	0	0	0	0	0.0	0	0

ASHTON DULIN'S - NFL REGULAR SEASON STATISTICS

DATE	TEAM	GP	GS	TACKLES					INTERCEPTIONS				FUMBLES				ST		MISC							
				TK	S	A	TFL	YDS	SK	YDS	QBH	NO	YDS	LG	TD	PD	FF	FR	TD	YDS	TK	S	A	FF	FR	S
2019	Colts	13	0	0	0	0	0	0	0.0	0.0	0	0	0	0	0	0	0	0	0	7	7	0	0	0	0	0
2020	Colts	13	0	0	0	0	0	0	0.0	0.0	0	0	0	0	0	0	0	0	0	7	4	3	0	0	0	0
2021	Colts	17	1	0	0	0	0	0	0.0	0.0	0	0	0	0	0	0	0	2	1	0	17	12	5	0	1	0
2022	Colts	12	2	0	0	0	0	0	0.0	0.0	0	0	0	0	0	0	0	0	0	4	4	0	0	0	1	0
2023	Colts	0	0	0	0	0	0	0	0.0	0.0	0	0	0	0	0	0	0	0	0	0	0	0	0	0	0	0
TOTALS		55	3	0	0	0	0	0	0.0	0.0	0	0	0	0	0	0	0	2	1	0	35	27	8	0	1	1

ASHTON DULIN'S - NFL POSTSEASON STATISTICS

DATE	TEAM	GP	GS	TACKLES					INTERCEPTIONS				FUMBLES				ST		MISC							
				TK	S	A	TFL	YDS	SK	YDS	QBH	NO	YDS	LG	TD	PD	FF	FR	TD	YDS	TK	S	A	FF	FR	S
2020	Colts	1	0	0	0	0	0	0	0.0	0.0	0	0	0	0	0	0	0	0	0	0	0	0	0	0	0	0
TOTALS		1	0	0	0	0	0	0	0.0	0.0	0	0	0	0	0	0	0	0	0	0	0	0	0	0	0	0

SINGLE-GAME HIGHS: RUSHING/RECEIVING

Rush Attempts	2 vs. New England Patriots, Dec 18, 2021 1 at Minnesota Vikings, Dec 17, 2022 ...4 more at 1.	All-Purpose Yards	90 at Jacksonville Jaguars, Dec 29, 2019 82 at Jacksonville Jaguars, Sep 18, 2022 76 vs. Tennessee Titans, Oct 31, 2021
Rushing Yards	39 vs. New England Patriots, Dec 18, 2021 8 at Pittsburgh Steelers, Dec 27, 2020 5 at Minnesota Vikings, Dec 17, 2022	Kickoff Returns	3 vs. Tennessee Titans, Oct 31, 2021 ...1 more at 3.
Longest Runs	37 vs. New England Patriots, Dec 18, 2021 8 at Pittsburgh Steelers, Dec 27, 2020 5 at Minnesota Vikings, Dec 17, 2022	Kickoff Return Yards	90 at Jacksonville Jaguars, Dec 29, 2019 76 vs. Tennessee Titans, Oct 31, 2021 66 at Jacksonville Jaguars, Sep 13, 2020
Receptions	5 at Jacksonville Jaguars, Sep 18, 2022 3 at Houston Texans, Sep 11, 2022 2 at Minnesota Vikings, Dec 17, 2022 ...4 more at 2.	Longest Kickoff Return	46 at Jacksonville Jaguars, Dec 29, 2019 41 at Jacksonville Jaguars, Sep 13, 2020 31 vs. Tennessee Titans, Oct 31, 2021 ...1 more at 31.
Receiving Yards	79 at Jacksonville Jaguars, Sep 18, 2022 62 vs. Tampa Bay Buccaneers, Nov 28, 2021 46 at Houston Texans, Sep 11, 2022	Kickoff Return Average	30.0 at Jacksonville Jaguars, Dec 29, 2019 25.3 vs. Tennessee Titans, Oct 31, 2021
Receiving Average	15.8 at Jacksonville Jaguars, Sep 18, 2022 15.3 at Houston Texans, Sep 11, 2022	Special Teams Tackles	2 at Houston Texans, Dec 05, 2021 ...6 more at 2.
Longest Receptions	62t vs. Tampa Bay Buccaneers, Nov 28, 2021 39 at Jacksonville Jaguars, Sep 18, 2022 34 at Cleveland Browns, Oct 11, 2020	Most TDs	1 at Dallas Cowboys, Dec 04, 2022 ...3 more at 1.
Receiving TDs	1 at Dallas Cowboys, Dec 04, 2022 ...2 more at 1.	Miscellaneous Tackles	1 at Dallas Cowboys, Dec 04, 2022

2019 GAME-BY-GAME REGULAR-SEASON STATISTICS (COLTS)

DATE	OPPONENT	P/S	RECEIVING				RUSHING				W/L	SCORE	
			NO.	YDS.	AVG.	LG	TD	NO.	YDS.	AVG.			LG
09/08	at Chargers											L	24-30+
09/15	at Titans											W	19-17
09/22	Falcons											W	27-24
09/29	Raiders	P	0	0	0.0	0	0	0	0.0	0	0	L	24-31
10/06	at Chiefs	P	0	0	0.0	0	0	0	0.0	0	0	W	19-13
10/20	Texans	P	0	0	0.0	0	0	0	0.0	0	0	W	30-23
10/27	Broncos	P	0	0	0.0	0	0	0	0.0	0	0	W	15-13
11/03	at Steelers	P	0	0	0.0	0	0	0	0.0	0	0	L	24-26
11/10	Dolphins	P	0	0	0.0	0	0	0	0.0	0	0	L	12-16
11/17	Jaguars	P	0	0	0.0	0	0	0	0.0	0	0	W	33-13
11/21	at Texans	P	0	0	0.0	0	0	0	0.0	0	0	L	17-20
12/01	Titans	P	1	13	13.0	13	0	0	0.0	0	0	L	17-31
12/08	at Buccaneers	P	0	0	0.0	0	0	0	0.0	0	0	L	35-38
12/16	at Saints	P	1	4	4.0	4	0	0	0.0	0	0	L	7-34
12/22	Panthers	P	0	0	0.0	0	0	0	0.0	0	0	W	38-6
12/29	at Jaguars	P	0	0	0.0	0	0	0	0.0	0	0	L	20-38
2019 TOTALS		13-0	2	17	8.5	13	0	0	0	0.0	0	0	7-9

+ - Overtime

ASHTON DULIN

WIDE RECEIVER

(DOO-LINE)

16

AP
2ND YEAR
'21

2020 GAME-BY-GAME REGULAR-SEASON STATISTICS (COLTS)

DATE	OPPONENT	P/S	RECEIVING					RUSHING					W/L	SCORE
			NO.	YDS.	AVG.	LG	TD	NO.	YDS.	AVG.	LG	TD		
09/13	at Jaguars	P	0	0	0.0	0	0	0	0	0.0	0	0	L	20-27
09/20	Vikings	P	1	6	6.0	6	0	0	0	0.0	0	0	W	28-11
09/27	Jets	P	0	0	0.0	0	0	0	0	0.0	0	0	W	36-7
10/04	at Bears	P	0	0	0.0	0	0	0	0	0.0	0	0	W	19-11
10/11	at Browns	P	1	34	34.0	34	0	1	3	3.0	3	0	L	23-32
10/18	Bengals	P	0	0	0.0	0	0	0	0	0.0	0	0	W	31-27
11/01	at Lions	P	1	13	13.0	13	0	0	0	0.0	0	0	W	41-21
11/08	Ravens												L	10-24
11/12	at Titans												W	34-17
11/22	Packers												W	34-31+
11/29	Titans	P	0	0	0.0	0	0	0	0	0.0	0	0	L	26-45
12/06	at Texans	P	0	0	0.0	0	0	0	0	0.0	0	0	W	26-20
12/13	at Raiders	P	0	0	0.0	0	0	0	0	0.0	0	0	W	44-27
12/20	Texans	P	0	0	0.0	0	0	0	0	0.0	0	0	W	27-20
12/27	at Steelers	P	0	0	0.0	0	0	1	8	8.0	8	0	L	24-28
01/03	Jaguars	P	0	0	0.0	0	0	0	0	0.0	0	0	W	28-14
2020 TOTALS		13-0	3	53	17.7	34	0	2	11	5.5	8	0	11-5	

+ - Overtime

2021 GAME-BY-GAME REGULAR-SEASON STATISTICS (COLTS)

DATE	OPPONENT	P/S	RECEIVING					RUSHING					W/L	SCORE
			NO.	YDS.	AVG.	LG	TD	NO.	YDS.	AVG.	LG	TD		
09/12	Seahawks	P	0	0	0.0	0	0	0	0	0.0	0	0	L	16-28
09/19	Rams	S	1	10	10.0	10	0	0	0	0.0	0	0	L	24-27
09/26	at Titans	P	0	0	0.0	0	0	1	-7	-7.0	-7	0	L	16-25
10/03	at Dolphins	P	1	17	17.0	17	0	0	0	0.0	0	0	W	27-17
10/11	at Ravens	P	2	13	6.5	15	0	0	0	0.0	0	0	L	25-31+
10/17	Texans	P	1	7	7.0	7	0	0	0	0.0	0	0	W	31-3
10/24	at 49ers	P	2	0	0.0	2	0	0	0	0.0	0	0	W	30-18
10/31	Titans	P	0	0	0.0	0	0	0	0	0.0	0	0	L	31-34+
11/04	Jets	P	2	23	11.5	17	0	0	0	0.0	0	0	W	45-30
11/14	Jaguars	P	1	16	16.0	16	0	0	0	0.0	0	0	W	23-17
11/21	at Bills	P	0	0	0.0	0	0	0	0	0.0	0	0	W	41-15
11/28	Buccaneers	P	1	62	62.0	62t	1	0	0	0.0	0	0	L	31-38
12/05	at Texans	P	1	2	2.0	2t	1	0	0	0.0	0	0	W	31-0
12/18	Patriots	P	0	0	0.0	0	0	2	39	19.5	37	0	W	27-17
12/25	at Cardinals	P	1	23	23.0	23	0	0	0	0.0	0	0	W	22-16
01/02	Raiders	P	0	0	0.0	0	0	0	0	0.0	0	0	L	20-23
01/09	at Jaguars	P	0	0	0.0	0	0	0	0	0.0	0	0	L	11-26
2021 TOTALS		17-1	13	173	13.3	62T	2	3	32	10.7	37	0	9-8	

+ - Overtime

2022 GAME-BY-GAME REGULAR-SEASON STATISTICS (COLTS)

DATE	OPPONENT	P/S	RECEIVING				RUSHING				TD	W/L/T	SCORE	
			NO.	YDS.	AVG.	LG	NO.	YDS.	AVG.	LG				
09/11	at Texans	P	3	46	15.3	23	0	0	0	0.0	0	0	T	20-20
09/18	at Jaguars	S	5	79	15.8	39	0	1	3	3.0	3	0	L	0-24
09/25	Chiefs	P	1	7	7.0	7	0	0	0	0.0	0	0	W	20-17
10/02	Titans	P	2	18	9.0	10	0	0	0	0.0	0	0	L	17-24
10/06	at Broncos	P	1	18	18.0	18	0	0	0	0.0	0	0	W	12-9+
10/16	Jaguars												W	34-27
10/23	at Titans												L	10-19
10/30	Commanders												L	16-17
11/06	at Patriots												L	3-26
11/13	at Raiders	S	0	0	0.0	0	0	0	0	0.0	0	0	W	25-20
11/20	Eagles	P	0	0	0.0	0	0	0	0	0.0	0	0	L	16-17
11/28	Steelers	P	0	0	0.0	0	0	0	0	0.0	0	0	L	17-24
12/04	at Cowboys	P	1	14	14.0	14t	1	0	0	0.0	0	0	L	19-54
12/17	at Vikings	P	2	25	12.5	13	0	1	5	5.0	5	0	L	36-39+
12/26	Chargers	P	0	0	0.0	0	0	0	0	0.0	0	0	L	3-20
01/01	at Giants												L	10-38
01/08	Texans	P	0	0	0.0	0	0	0	0	0.0	0	0	L	31-32
2022 TOTALS		12-2	15	207	13.8	39	1	2	8	4.0	5	0	4-12-1	

+ - Overtime

2023 GAME-BY-GAME REGULAR-SEASON STATISTICS (COLTS)

DATE	OPPONENT	P/S	RECEIVING				RUSHING				TD	W/L	SCORE	
			NO.	YDS.	AVG.	LG	NO.	YDS.	AVG.	LG				
09/10	Jaguars												L	21-31
09/17	at Texans												W	31-20
09/24	at Ravens												W	22-19+
10/01	Rams												L	23-29+
10/08	Titans												W	23-16
10/15	at Jaguars												L	20-37
10/22	Browns												L	38-39
10/29	Saints												L	27-38
11/05	at Panthers												W	27-13
11/12	at Patriots												W	10-6
11/26	Buccaneers												W	27-20
12/03	at Titans												W	31-28+
12/10	at Bengals												L	14-34
12/16	Steelers												W	30-13
12/24	at Falcons												L	10-29
12/31	Raiders												W	23-20
01/06	Texans												L	19-23
2023 TOTALS		0-0	0	0	0.0	0	0	0	0	0.0	0	0	9-8	

+ - Overtime

2020 GAME-BY-GAME POSTSEASON STATISTICS (COLTS)

DATE	OPPONENT	P/S	RECEIVING				RUSHING				TD	W/L	SCORE	
			NO.	YDS.	AVG.	LG	NO.	YDS.	AVG.	LG				
01/09	at Bills	P	0	0	0.0	0	0	0	0	0.0	0	0	L	24-27
2020 TOTALS		1-0	0	0	0.0	0	0	0	0	0.0	0	0	0-1	

SAMSON EBUKAM

DEFENSIVE END

(EH-boo-kahm)

52

6-3 245 LBS

NFL EXP: 8

(2ND YEAR WITH THE COLTS)

BORN: 5/9/95



**COLLEGE:
EASTERN
WASHINGTON**

4TH-AND-SHORT

- In his first seven seasons, he played in 113 games (78 starts) with the Colts (2023), 49ers (2021-22) and Rams (2017-20) and compiled 264 tackles (163 solo), 36.0 tackles for loss, 33.0 sacks, nine passes defensed, one interception returned for a touchdown, 11 forced fumbles, five fumble recoveries and 17 special teams stops.
- Is the youngest of seven siblings born on the banks of the Nile River. Moved to the United States when he was 9 years old.
- Founded the T&S Foundation, named after his parents, with the mission to fulfill basic humanitarian needs for the people of Nigeria.

DOWN THE STRETCH

What is on your bucket list: Visit the Seven Wonders of the World.

What is your favorite vacation spot: Miami

Do you have any nicknames: Sosa

What is the best advice you've been given: Show me your friends and I'll show you your future.

Who is your favorite artist: 2Pac

What is your favorite food: Egusi and fufu

What are your pet peeves: Dishonesty and disrespect

Hidden talent: I can play the drums.

What is one thing you can't live without: My faith and family.

What are your hobbies off the field: Video games and outdoor activities



Signed by the Colts as an unrestricted free agent on March 17, 2023.

 @sosa50

 @sosa50

JOY IN HIS JOURNEY

Ebukam's path to Indianapolis is one of the many things that he takes great pride in. Born on the banks of the Nile River just behind the Nile and the Congo as the youngest of seven siblings, Ebukam saw his family immigrate to the United States at different times in search of new opportunities. His father sent for Ebukam to make the journey himself when he was nine. While all Ebukam knew was soccer, his athleticism flashed and after some convincing, he found his way to the football field. After a successful collegiate career at Eastern Washington, the 2023 season mark's his seventh in the NFL. Ebukam founded the T&S Foundation, named after his parents who provided him with everything he needed to get to where he is today, with the mission to fulfill basic humanitarian needs for the people of Nigeria.

NFL HIGHLIGHTS

- Has appeared in 113 career games (78 starts) in his time with the Colts (2023), San Francisco 49ers (2021-22) and Los Angeles Rams (2017-20) and has compiled 264 tackles (163 solo), 36.0 tackles for loss, 33.0 sacks, nine passes defended, one interception returned for a touchdown, 11 forced fumbles, five fumble recoveries and 17 special teams stops. He has also appeared in 12 postseason contests (eight starts) and has registered 23 tackles (17 solo), 2.0 tackles for loss, 3.0 sacks, one pass defended, two forced fumbles and two special teams stops.
- He started all 17 games in 2023 and recorded 57 tackles (39 solo), 10.0 tackles for loss, a single-season career-high 9.5 sacks, one pass defended and three forced fumbles. In Week 2 at HOU, he tallied two solo tackles, 1.0 tackle for loss and 1.0 sack. In Week 3 at BAL, he registered four solo tackles, 2.0 tackles for loss, 1.0 sack and one forced fumble. In Week 5 vs. TEN, he recorded four tackles (three solo) and 1.0 sack. In Week 6 at JAX, he registered three solo tackles, 1.0 tackle for loss and 1.0 sack. In Week 7 vs. CLE, he collected four tackles (three solo), 1.0 tackle for loss and one pass defended. In Week 12 vs. TB, he totaled four tackles (three solo), 1.0 tackle for loss, 2.0 sacks and one forced fumble. In Week 13 at TEN, he registered six tackles (five solo), 1.0 tackle for loss, 2.0 sacks and one forced fumble. He tallied at least 2.0 sacks in consecutive games for the first time in his career and is the first Colt to accomplish that feat since Denico Autry in Weeks 14 and 15 of 2018. Ebukam became the fourth NFL player in 2023 to have a streak of 2.0-sack games (Khalil Mack, Haason Reddick and Nik Bonitto). In Week 15 vs. PIT, he compiled three tackles (two solo), 1.0 tackle for loss and 1.5 sacks.
- In 2022, he started all 15 games he saw action in and tallied 36 tackles (21 solo), 6.0 tackles for loss, 5.0 sacks, one pass defended, one forced fumble and one fumble recovery. He tied his single-season career high in tackles for loss. In Week 6 at ATL, he tallied single-game career highs in tackles (nine) and solo tackles (six), while also adding 2.0 tackles for loss. He also started three postseason

NFL HIGHLIGHTS CONT...

- contests and compiled five tackles (three solo) and 1.0 sack.
- Saw action in all 17 games (11 starts) in 2021 and registered 36 tackles (19 solo), 5.0 tackles for loss, 4.5 sacks, one pass defended and one forced fumble. He also added two special teams stops. In Week 17 vs. ARI, he accumulated two solo tackles, 2.0 tackles for loss, 2.0 sacks and one special teams stop. He also started all three postseason contests and tallied eight tackles (five solo), 1.0 tackle for loss and 2.0 sacks.
- In 2020, he appeared in all 16 games (14 starts) and recorded 27 tackles (14 solo), 3.0 tackles for loss, 4.5 sacks, one pass defended, one forced fumble and four special teams stops. He saw action in two postseason contests and totaled one solo tackle, one forced fumble and one special teams stop.
- Competed in all 16 games (five starts) in 2019 and accumulated 47 tackles (26 solo), 5.0 tackles for loss, 4.5 sacks, a single-season career-high four passes defended, one forced fumble, two fumble recoveries and one special teams stop. In Week 14 vs. SEA, he registered five tackles (four solo), 2.0 tackles for loss and 2.0 sacks.
- In 2018, he saw action in all 16 games (14 starts) and tallied 39 tackles (24 solo), 6.0 tackles for loss, 3.0 sacks, one pass defended, one interception returned for a touchdown, a single-season career-high three forced fumbles and two fumble recoveries. He also added one special teams tackle. In Week 1 at OAK, he compiled four tackles (three solo) and a single-game career-high 3.0 tackles for loss. He appeared in three postseason contests (two starts) and recorded eight tackles (seven solo), 1.0 tackle for loss, one pass defended and one forced fumble. He also added one special teams stop.
- Appeared in all 16 games (two starts) in 2017 and compiled 22 tackles (20 solo), 1.0 tackle for loss, one forced fumble and nine special teams stops.

COLLEGE HIGHLIGHTS

- Appeared in 53 games (38 starts) at Eastern Washington (2013-16) and totaled 188 tackles (92 solo), 38.0 tackles for loss, 24.0 sacks, six passes defended, two interceptions (one returned for a touchdown), two forced fumbles and four fumble recoveries. His 24.0 sacks rank sixth in school history.
- As a senior, he earned Third Team All-America honors after he started all 14 games and recorded single-season career highs in tackles (71), solo tackles (33), tackles for loss (14.5), sacks (9.5) and fumble recoveries (three). He also added three passes defended and one interception.
- In 2015, he garnered Second Team All-Big Sky accolades after he saw action in 11 games and tallied 44 tackles (19 solo), 7.5 tackles for loss, 4.0 sacks, two passes defended and one fumble recovery.
- As a sophomore, he earned Second Team All-Big Sky honors after he appeared in 13 games and compiled 45

SINGLE-GAME HIGHS: DEFENSIVE

<p>Total Tackles 9 at Atlanta Falcons, Oct 16, 2022 7 vs. Baltimore Ravens, Nov 25, 2019 6 at Tennessee Titans, Dec 03, 2023 ...1 more at 6.</p> <p>Solo Tackles 6 at Atlanta Falcons, Oct 16, 2022 5 at Tennessee Titans, Dec 03, 2023 ...1 more at 5.</p> <p>Sacks 2.0 at Tennessee Titans, Dec 03, 2023 ...4 more at 2.0.</p> <p>Passes Defensed 1 vs. Cleveland Browns, Oct 22, 2023 ...8 more at 1.</p> <p>Forced Fumbles 1 at Tennessee Titans, Dec 03, 2023 ...10 more at 1.</p> <p>Fumble Recoveries 1 vs. Arizona Cardinals, Dec 29, 2019 ...3 more at 1.</p>	<p>Tackles For Loss 3 at Oakland Raiders, Sep 10, 2018 2 at Baltimore Ravens, Sep 24, 2023 ...3 more at 2.</p> <p>Interceptions 1 vs. Kansas City Chiefs, Nov 19, 2018</p> <p>Interception Return Yards 25 vs. Kansas City Chiefs, Nov 19, 2018</p> <p>Special Teams Tackles 3 at Seattle Seahawks, Dec 17, 2017 2 at Detroit Lions, Sep 12, 2021 ...1 more at 2.</p> <p>Longest Opp Fumble Return 11 vs. Kansas City Chiefs, Nov 19, 2018</p>
------------------------------------------------------------------------------------------------------------------------------------------------------------------------------------------------------------------------------------------------------------------------------------------------------------------------------------------------------------------------------------------------------------------------------------------------------------------------------------------------------------------------------------------------------------------------------------------------------------------------------------------------------	---------------------------------------------------------------------------------------------------------------------------------------------------------------------------------------------------------------------------------------------------------------------------------------------------------------------------------------------------------------------------------------------------------------------------------------------------------------------------------------------------

SINGLE-GAME HIGHS - POSTSEASON: DEFENSIVE

<p>Total Tackles 3 at Los Angeles Rams, Jan 30, 2022 ...3 more at 3.</p> <p>Solo Tackles 3 at Green Bay Packers, Jan 22, 2022 ...1 more at 3.</p> <p>Sacks 1.0 at Green Bay Packers, Jan 22, 2022 0.5 at Los Angeles Rams, Jan 30, 2022 ...1 more at 0.5.</p> <p>Passes Defensed 1 vs. Dallas Cowboys, Jan 12, 2019</p>	<p>Forced Fumbles 1 at New Orleans Saints, Jan 20, 2019</p> <p>Tackles For Loss 1 at Green Bay Packers, Jan 22, 2022 ...1 more at 1.</p> <p>Special Teams Tackles 1 at Seattle Seahawks, Jan 09, 2021 ...1 more at 1.</p> <p>Special Teams Forced Fumbles 1 at Seattle Seahawks, Jan 09, 2021</p>
---------------------------------------------------------------------------------------------------------------------------------------------------------------------------------------------------------------------------------------------------------------------------------------------------------------------------------------------------------------------	---------------------------------------------------------------------------------------------------------------------------------------------------------------------------------------------------------------------------------------------------------------------------------------------------------------------------------------

2017 GAME-BY-GAME REGULAR-SEASON STATISTICS (RAMS)

DATE	OPPONENT	P/S	TACKLES							INTERCEPTIONS				FUMBLES			ST			MISC		W/L	SCORE				
			TK	S	A	SK	YDS	TFL	YDS	QBH	NO	YDS	LG	TD	PD	FF	FR	TD	YDS	TK	S			A	FF	FR	S
09/10	Colts	P	1	1	0	0	0	0	0	0	0	0	0	0	0	0	0	0	2	2	0	0	0	0	0	W	46-9
09/17	Redskins	P	1	1	0	0	0	0	0	0	0	0	0	0	0	0	0	0	0	0	0	0	0	0	0	L	20-27
09/21	at 49ers	P	0	0	0	0	0	0	0	0	0	0	0	0	0	0	0	0	0	0	0	0	0	0	0	W	41-39
10/01	at Cowboys	P	0	0	0	0	0	0	0	0	0	0	0	0	0	0	0	0	0	0	0	0	0	0	0	W	35-30
10/08	Seahawks	P	0	0	0	0	0	0	0	0	0	0	0	0	0	0	0	0	1	1	0	0	0	0	0	L	10-16
10/15	at Jaguars	P	2	2	0	0	0	0	0	0	0	0	0	0	0	0	0	0	0	0	0	0	0	0	0	W	27-17
10/22	Cardinals	P	0	0	0	0	0	0	0	0	0	0	0	0	0	0	0	0	0	0	0	0	0	0	0	W	33-0
11/05	at Giants	P	1	1	0	0	0	0	0	0	0	0	0	0	0	0	0	0	1	0	1	0	0	0	0	W	51-17
11/12	Texans	P	1	1	0	1	0	10	0	0	2	0	0	0	0	1	0	0	0	0	0	0	0	0	0	W	33-7
11/19	at Vikings	P	2	2	0	0	0	0	0	0	0	0	0	0	0	0	0	0	1	1	0	0	0	0	0	L	7-24
11/26	Saints	P	2	1	1	1	0	11	0	1	0	0	0	0	0	0	0	0	0	0	0	0	0	0	0	W	26-20
12/03	at Cardinals	S	5	5	0	0	0	0	0	0	0	0	0	0	0	0	0	0	0	0	0	0	0	0	0	W	32-16
12/10	Eagles	P	4	4	0	0	0	0	0	1	0	0	0	0	0	0	0	0	0	0	0	0	0	0	0	L	35-43
12/17	at Seahawks	P	0	0	0	0	0	0	0	0	0	0	0	0	0	0	0	0	3	1	2	0	0	0	0	W	42-7
12/24	at Titans	P	0	0	0	0	0	0	0	0	0	0	0	0	0	0	0	0	1	1	0	0	0	0	0	W	27-23
12/31	49ers	S	3	2	1	0	0	0	0	0	0	0	0	0	0	0	0	0	0	0	0	0	0	0	0	L	13-34
2017 TOTALS			16-2	22	20	2	2.0	21.0	1	11	4	0	0	0	0	0	1	0	0	0	0	0	0	0	0	11-5	

2018 GAME-BY-GAME REGULAR-SEASON STATISTICS (RAMS)

DATE	OPPONENT	P/S	TACKLES						INTERCEPTIONS				FUMBLES			ST			MISC		W/L	SCORE						
			TK	S	A	SK	YDS	TFL	YDS	QBH	NO	YDS	LG	TD	PD	FF	FR	TD	YDS	TK			S	A	FF	FR	S	A
09/10	at Raiders	S	4	3	1	0.0	0.0	3	6	0	0	0	0	0	0	0	0	0	0	0	0	0	0	0	0	0	W	33-13
09/16	Cardinals	S	1	1	0	1.0	7.0	1	7	2	0	0	0	0	0	0	0	0	0	0	0	0	0	0	0	0	W	34-0
09/23	Chargers	S	1	0	1	0.0	0.0	0	0	1	0	0	0	0	0	0	0	0	0	0	0	0	0	0	0	0	W	35-23
09/27	Vikings	S	2	1	1	0.0	0.0	0	0	0	0	0	0	0	0	0	0	0	0	0	0	0	0	0	0	0	W	38-31
10/07	at Seahawks	S	4	2	2	0.0	0.0	0	0	0	0	0	0	0	0	0	0	0	0	0	0	0	0	0	0	0	W	33-31
10/14	at Broncos	S	2	1	1	0.0	0.0	0	0	0	0	0	0	0	0	1	0	0	0	0	0	0	0	0	0	0	W	23-20
10/21	at 49ers	S	3	3	0	1.0	1.0	1	1	1	0	0	0	0	0	1	0	0	0	0	0	0	0	0	0	0	W	39-10
10/28	Packers	S	4	2	2	0.0	0.0	0	0	0	0	0	0	0	0	0	0	0	0	0	0	0	0	0	0	0	W	29-27
11/04	at Saints	S	2	2	0	0.0	0.0	0	0	0	0	0	0	0	0	1	0	0	0	0	0	0	0	0	0	0	L	35-45
11/11	Seahawks	S	3	2	1	0.0	0.0	0	0	0	0	0	0	0	0	0	0	0	0	0	0	0	0	0	0	0	W	36-31
11/19	Chiefs	P	3	2	1	1.0	3.0	1	3	2	1	25	25	1	1	0	1	1	11	0	0	0	0	0	0	0	W	54-51
12/02	at Lions	S	2	2	0	0.0	0.0	0	0	0	0	0	0	0	0	1	0	0	0	0	0	0	0	0	0	0	W	30-16
12/09	at Bears	S	2	2	0	0.0	0.0	0	0	0	0	0	0	0	0	0	0	0	0	0	0	0	0	0	0	0	L	6-15
12/16	Eagles	P	3	0	3	0.0	0.0	0	0	0	0	0	0	0	0	0	0	0	0	0	0	0	0	0	0	0	L	23-30
12/23	at Cardinals	S	0	0	0	0.0	0.0	0	0	0	0	0	0	0	0	0	0	0	0	0	0	0	0	0	0	0	W	31-9
12/30	49ers	S	3	1	2	0.0	0.0	0	0	0	0	0	0	0	0	0	0	0	0	0	0	0	0	0	0	0	W	48-32
2018 TOTALS			16-14	39	24	15	3.0	11.0	6	17	6	1	25	25T	1	1	3	2	1	11	1	1	0	0	0	0	0	13-3

2019 GAME-BY-GAME REGULAR-SEASON STATISTICS (RAMS)

DATE	OPPONENT	P/S	TACKLES						INTERCEPTIONS				FUMBLES			ST			MISC		W/L	SCORE						
			TK	S	A	SK	YDS	TFL	YDS	QBH	NO	YDS	LG	TD	PD	FF	FR	TD	YDS	TK			S	A	FF	FR	S	A
09/08	at Panthers	P	1	1	0	0.0	0.0	0	0	0	0	0	0	0	0	1	1	0	0	0	0	0	0	0	0	0	W	30-27
09/15	Saints	P	1	1	0	0.0	0.0	0	0	0	0	0	0	0	0	0	0	0	0	0	0	0	0	0	0	0	W	27-9
09/22	at Browns	P	3	2	1	0.0	0.0	0	0	0	0	0	0	0	1	0	0	0	0	0	0	0	0	0	0	0	W	20-13
09/29	Buccaneers	P	3	1	2	0.0	0.0	0	0	1	0	0	0	0	0	0	0	0	0	0	0	0	0	0	0	0	L	40-55
10/03	at Seahawks	P	1	0	1	0.0	0.0	0	0	1	0	0	0	0	0	0	0	0	0	0	0	0	0	0	0	0	L	29-30
10/13	49ers	S	6	2	4	0.0	0.0	0	0	0	0	0	0	0	0	0	0	0	0	0	0	0	0	0	0	0	L	7-20
10/20	at Falcons	S	2	0	2	0.0	0.0	0	0	1	0	0	0	0	0	0	0	0	0	0	0	0	0	0	0	0	W	37-10
10/27	Bengals	S	3	2	1	0.0	0.0	0	0	0	0	0	0	0	1	0	0	0	0	0	0	0	0	0	0	0	W	24-10
11/10	at Steelers	P	2	1	1	0.0	0.0	0	0	0	0	0	0	0	0	0	0	0	0	0	0	0	0	0	0	0	L	12-17
11/17	Bears	P	4	3	1	0.0	0.0	1	3	0	0	0	0	0	1	0	0	0	0	0	0	0	0	0	0	0	W	17-7
11/25	Ravens	S	7	3	4	1.5	7.0	1	5	3	0	0	0	0	0	0	0	0	0	0	0	0	0	0	0	0	L	6-45
12/01	at Cardinals	P	4	2	2	0.0	0.0	0	0	0	0	0	0	0	0	0	0	0	0	0	0	0	0	0	0	0	W	34-7
12/08	Seahawks	S	5	4	1	2.0	18.0	2	18	2	0	0	0	0	0	0	0	0	0	0	0	0	0	0	0	0	W	28-12
12/15	at Cowboys	P	3	2	1	0.0	0.0	0	0	1	0	0	0	0	0	0	0	0	0	0	0	0	0	0	0	0	L	21-44
12/21	at 49ers	P	1	1	0	1.0	7.0	1	7	1	0	0	0	0	0	0	0	0	0	0	0	0	0	0	0	0	L	31-34
12/29	Cardinals	P	1	1	0	0.0	0.0	0	0	0	0	0	0	0	1	0	1	0	0	0	0	0	0	0	0	0	W	31-24
2019 TOTALS			16-5	47	26	21	4.5	32.0	5	33	10	0	0	0	0	4	1	2	0	0	1	0	1	0	1	0	0	9-7

2020 GAME-BY-GAME REGULAR-SEASON STATISTICS (RAMS)

DATE	OPPONENT	P/S	TACKLES						INTERCEPTIONS				FUMBLES			ST			MISC		W/L	SCORE						
			TK	S	A	SK	YDS	TFL	YDS	QBH	NO	YDS	LG	TD	PD	FF	FR	TD	YDS	TK			S	A	FF	FR	S	A
09/13	Cowboys	S	4	2	2	0.0	0.0	0	0	0	0	0	0	0	0	0	0	0	0	0	0	0	0	0	0	0	W	20-17
09/20	at Eagles	P	0	0	0	0.0	0.0	0	0	0	0	0	0	0	0	0	0	0	0	0	0	0	0	0	0	0	W	37-19
09/27	at Bills	S	0	0	0	0.0	0.0	0	0	0	0	0	0	0	0	0	0	0	0	0	0	0	0	0	0	0	L	32-35
10/04	Giants	S	4	1	3	0.5	1.0	0	0	1	0	0	0	0	0	0	0	0	0	0	0	0	0	0	0	0	W	17-9
10/11	at Football Team	S	1	1	0	0.0	0.0	0	0	0	0	0	0	0	0	0	0	0	0	0	0	0	0	0	0	0	W	30-10
10/18	at 49ers	S	1	1	0	0.0	0.0	0	0	0	0	0	0	0	0	0	0	0	0	0	0	0	0	0	0	0	L	16-24
10/26	Bears	S	0	0	0	0.0	0.0	0	0	0	0	0	0	0	0	0	0	0	0	0	0	0	0	0	0	0	W	24-10
11/01	at Dolphins	S	3	1	2	0.0	0.0	0	0	0	0	0	0	0	0	0	0	0	0	0	0	0	0	0	0	0	L	17-28
11/15	Seahawks	P	2	1	1	0.0	0.0	0	0	0	0	0	0	0	0	0	0	0	0	0	0	0	0	0	0	0	W	23-16
11/23	at Buccaneers	S	3	3	0	1.0	7.0	1	7	1	0	0	0	0	0	0	0	0	0	0	0	0	0	0	0	0	W	27-24
11/29	49ers	S	1	0	1	0.0	0.0	0	0	1	0	0	0	0	1	0	0	0	0	0	0	0	0	0	0	0	L	20-23
12/06	at Cardinals	S	2	1	1	0.0	0.0	0	0	0	0	0	0	0	0	0	0	0	0	0	0	0	0	0	0	0	W	38-28
12/10	Patriots	S	0	0	0	0.0	0.0	0	0	1	0	0	0	0	0	0	0	0	0	0	0	0	0	0	0	0	W	24-3
12/20	Jets	S	3	1	2	1.0	3.0	0	0	0	0	0	0	0	0	1	0	0	0	0	0	0	0	0	0	0	L	20-23
12/27	at Seahawks	S	1	0	1	0.0	0.0	0	0	1	0	0	0	0	0	0	0	0	0	0	0	0	0	0	0	0	L	9-20
01/03	Cardinals	S	2	2	0	2.0	9.0	2	9	2	0	0	0	0	0	0	0	0	0	0	0	0	0	0	0	0	W	18-7
2020 TOTALS			16-14	27	14	13	4.5	20.0	3	16	7	0	0	0	0	1	1	0	0	0	4	4	0	0	0	0	0	10-6

2021 GAME-BY-GAME REGULAR-SEASON STATISTICS (49ERS)

DATE	OPPONENT	P/S	TACKLES							INTERCEPTIONS				FUMBLES			ST			MISC		W/L	SCORE						
			TK	S	A	SK	YDS	TFL	YDS	QBH	NO	YDS	LG	TD	PD	FF	FR	TD	YDS	TK	S			A	FF	FR	S	A	
09/12	at Lions	P	3	0	3	0.0	0.0	0	0	0	1	0	0	0	0	0	0	0	2	2	0	0	0	0	0	W	41-33		
09/19	at Eagles	P	3	2	1	0.0	0.0	0	0	0	0	0	0	0	0	0	0	0	0	0	0	0	0	0	0	W	17-11		
09/26	Packers	P	1	1	0	0.0	0.0	0	0	0	0	0	0	0	0	0	0	0	0	0	0	0	0	0	0	L	28-30		
10/03	Seahawks	P	3	0	3	0.0	0.0	0	0	0	0	0	0	0	0	0	0	0	0	0	0	0	0	0	0	L	21-28		
10/10	at Cardinals	P	2	1	1	0.0	0.0	0	0	0	0	0	0	0	0	0	0	0	0	0	0	0	0	0	0	L	10-17		
10/24	Colts	P	0	0	0	0.0	0.0	0	0	0	0	0	0	0	0	0	0	0	0	0	0	0	0	0	0	L	18-30		
10/31	at Bears	S	2	2	0	1.0	14.0	1	14	1	0	0	0	0	0	0	0	0	0	0	0	0	0	0	0	W	33-22		
11/07	Cardinals	S	2	1	1	0.0	0.0	0	0	0	0	0	0	0	0	0	0	0	0	0	0	0	0	0	0	L	17-31		
11/15	Rams	S	0	0	0	0.0	0.0	0	0	0	0	0	0	0	0	0	0	0	0	0	0	0	0	0	0	W	31-10		
11/21	at Jaguars	S	1	1	0	0.0	0.0	1	1	1	0	0	0	0	0	0	0	0	0	0	0	0	0	0	0	W	30-10		
11/28	Vikings	S	2	2	0	0.0	0.0	0	0	1	0	0	0	0	1	0	0	0	0	0	0	0	0	0	0	W	34-26		
12/05	at Seahawks	S	3	1	2	0.0	0.0	0	0	0	0	0	0	0	0	0	0	0	0	0	0	0	0	0	0	L	23-30		
12/12	at Bengals	S	3	0	3	0.5	4.5	0	0	2	0	0	0	0	0	1	0	0	0	0	0	0	0	0	0	W	26-23+		
12/19	Falcons	S	3	3	0	1.0	8.0	1	8	2	0	0	0	0	0	0	0	0	0	0	0	0	0	0	0	W	31-13		
12/23	at Titans	S	4	3	1	1.5	10.0	1	8	2	0	0	0	0	0	0	0	0	0	0	0	0	0	0	0	L	17-20		
01/02	Texans	S	3	1	2	0.5	5.0	1	1	1	0	0	0	0	0	0	0	0	0	0	0	0	0	0	0	W	23-7		
01/09	at Rams	S	1	1	0	0.0	0.0	0	0	0	0	0	0	0	0	0	0	0	0	0	0	0	0	0	0	W	27-24+		
2021 TOTALS			17-11	36	19	17	4.5	41.5	5	32	11	0	0	0	0	1	1	0	0	0	0	2	2	0	0	0	0	0	10-7

+ - Overtime

2022 GAME-BY-GAME REGULAR-SEASON STATISTICS (49ERS)

DATE	OPPONENT	P/S	TACKLES							INTERCEPTIONS				FUMBLES			ST			MISC		W/L	SCORE						
			TK	S	A	SK	YDS	TFL	YDS	QBH	NO	YDS	LG	TD	PD	FF	FR	TD	YDS	TK	S			A	FF	FR	S	A	
09/11	at Bears	S	2	2	0	1.0	10.0	1	10	1	0	0	0	0	0	0	0	0	0	0	0	0	0	0	0	L	10-19		
09/18	Seahawks	S	3	2	1	0.0	0.0	0	0	1	0	0	0	0	0	0	0	0	0	0	0	0	0	0	0	W	27-7		
09/25	at Broncos	S	2	0	2	0.0	0.0	0	0	1	0	0	0	0	0	0	0	0	0	0	0	0	0	0	0	L	10-11		
10/03	Rams	S	4	3	1	2.0	16.0	1	10	1	0	0	0	0	1	0	0	0	0	0	0	0	0	0	0	W	24-9		
10/09	at Panthers	S	2	0	2	0.0	0.0	0	0	0	0	0	0	0	0	0	0	0	0	0	0	0	0	0	0	W	37-15		
10/16	at Falcons	S	9	6	3	0.0	0.0	2	1	0	0	0	0	0	0	0	0	0	0	0	0	0	0	0	0	L	14-28		
10/23	Chiefs	S	3	1	2	0.0	0.0	0	0	0	0	0	0	0	0	0	0	0	0	0	0	0	0	0	0	L	23-44		
10/30	at Rams	S	3	2	1	0.0	0.0	0	0	0	0	0	0	0	0	0	0	0	0	0	0	0	0	0	0	W	31-14		
11/13	Chargers																									W	22-16		
11/21	at Cardinals																									W	38-10		
11/27	Saints	S	2	1	1	0.0	0.0	0	0	2	0	0	0	0	0	0	1	0	0	0	0	0	0	0	0	W	13-0		
12/04	Dolphins	S	1	1	0	0.0	0.0	0	0	0	0	0	0	0	0	0	0	0	0	0	0	0	0	0	0	W	33-17		
12/11	Buccaneers	S	1	1	0	0.0	0.0	1	0	1	0	0	0	0	0	0	0	0	0	0	0	0	0	0	0	W	35-7		
12/15	at Seahawks	S	1	1	0	1.0	9.0	1	9	2	0	0	0	0	1	0	0	0	0	0	0	0	0	0	0	W	21-13		
12/24	Commanders	S	1	1	0	0.0	0.0	0	0	1	0	0	0	0	0	0	0	0	0	0	0	0	0	0	0	W	37-20		
01/01	at Raiders	S	0	0	0	0.0	0.0	0	0	0	0	0	0	0	0	0	0	0	0	0	0	0	0	0	0	W	37-34+		
01/08	Cardinals	S	1	0	1	0.5	4.0	0	0	2	0	0	0	0	0	0	0	0	0	0	0	0	0	0	0	W	38-13		
2022 TOTALS			15-15	35	21	14	4.5	39.0	6	30	12	0	0	0	0	1	1	1	0	0	0	0	0	0	0	0	0	0	13-4

+ - Overtime

2023 GAME-BY-GAME REGULAR-SEASON STATISTICS (COLTS)

DATE	OPPONENT	P/S	TACKLES							INTERCEPTIONS				FUMBLES			ST			MISC		W/L	SCORE				
			TK	S	A	SK	YDS	TFL	YDS	QBH	NO	YDS	LG	TD	PD	FF	FR	TD	YDS	TK	S			A	FF	FR	S
09/10	Jaguars	S	2	2	0	0	0	0	1	2	0	0	0	0	0	0	0	0	0	0	0	0	0	0	0	L	21-31
09/17	at Texans	S	2	2	0	1	0	8	0	1	3	2	0	0	0	0	0	0	0	0	0	0	0	0	0	W	31-20
09/24	at Ravens	S	5	4	1	1	0	5	0	2	3	1	0	0	0	0	0	1	0	0	0	0	0	0	0	W	22-19+
10/01	Rams	S	4	2	2	0	0	0	0	0	0	2	0	0	0	0	0	0	0	0	0	0	0	0	0	L	23-29+
10/08	Titans	S	3	2	1	1	0	5	0	0	0	1	0	0	0	0	0	0	0	0	0	0	0	0	0	W	23-16
10/15	at Jaguars	S	3	3	0	1	0	17	0	17	2	0	0	0	0	0	0	0	0	0	0	0	0	0	0	L	20-37
10/22	Browns	S	4	3	1	0	0	0	1	3	1	0	0	0	0	1	0	0	0	0	0	0	0	0	0	L	38-39
10/29	Saints	S	4	3	1	0	0	0	0	0	0	0	0	0	0	0	0	0	0	0	0	0	0	0	0	L	27-38
11/05	at Panthers	S	2	1	1	0	0	0	0	0	0	0	0	0	0	0	0	0	0	0	0	0	0	0	0	W	27-13
11/12	at Patriots	S	3	2	1	0	0	0	0	0	0	0	0	0	0	0	0	0	0	0	0	0	0	0	0	W	10-6
11/26	Buccaneers	S	4	3	1	2	0	12	0	9	2	0	0	0	0	0	1	0	0	0	0	0	0	0	0	W	27-20
12/03	at Titans	S	6	5	1	2	0	5	0	1	5	2	0	0	0	0	0	1	0	0	0	0	0	0	0	W	31-28+
12/10	at Bengals	S	2	1	1	0	0	0	0	0	0	0	0	0	0	0	0	0	0	0	0	0	0	0	0	L	14-34
12/16	Steelers	S	3	2	1	1	5	14	5	11	3	0	0	0	0	0	0	0	0	0	0	0	0	0	0	W	30-13
12/24	at Falcons	S	4	2	2	0	0	1	0	0	0	0	0	0	0	0	0	0	0	0	0	0	0	0	0	L	10-29
12/31	Raiders	S	3	1	2	0	0	0	0	0	1	0	0	0	0	0	0	0	0	0	0	0	0	0	0	W	23-20
01/06	Texans	S	3	1	2	0	0	0	0	0	0	0	0	0	0	0	0	0	0	0	0	0	0	0	0	L	19-23
2023 TOTALS			17-17	57	39	18	9.5	66.5	10	53	17	0	0	0	0	1	3	0	0	0	0	0	0	0	0	9-8	

+ - Overtime

2017 GAME-BY-GAME POSTSEASON STATISTICS (RAMS)

DATE	OPPONENT	P/S	TACKLES							INTERCEPTIONS				FUMBLES			ST			MISC		W/L	SCORE				
			TK	S	A	SK	YDS	TFL	YDS	QBH	NO	YDS	LG	TD	PD	FF	FR	TD	YDS	TK	S			A	FF	FR	S
01/06	Falcons	P	1	1	0	0	0	0	0	0	0	0	0	0	0	0	0	0	0	0	0	0	0	0	0	L	13-26
2017 TOTALS			1-0	1	1	0	0	0	0	0	0	0	0	0	0	0	0	0	0	0	0	0	0	0	0	0-1	

2018 GAME-BY-GAME POSTSEASON STATISTICS (RAMS)

DATE	OPPONENT	P/S	TACKLES							INTERCEPTIONS				FUMBLES			ST			MISC		W/L	SCORE				
			TK	S	A	SK	YDS	TFL	YDS	QBH	NO	YDS	LG	TD	PD	FF	FR	TD	YDS	TK	S			A	FF	FR	S
01/12	Cowboys	P	2	2	0	0	0	0	1	2	0	0	0	0	0	1	0	0	0	0	0	0	0	0	0	W	30-22
01/20	at Saints	S	3	2	1	0	0	0	0	0	0	0	0	0	0	1	0	0	0	0	0	0	0	0	0	W	26-23+
02/03	Patriots	S	3	3	0	0	0	0	0	0	0	0	0	0	0	0	0	0	0	1	1	0	0	0	0	L	3-13
2018 TOTALS			3-2	8	7	1	0	0	0	1	2	0	0	0	0	1	1	0	0	0	1	1	0	0	0	2-1	

+ - Overtime

2020 GAME-BY-GAME POSTSEASON STATISTICS (RAMS)

DATE	OPPONENT	P/S	TACKLES							INTERCEPTIONS				FUMBLES			ST			MISC		W/L	SCORE					
			TK	S	A	SK	YDS	TFL	YDS	QBH	NO	YDS	LG	TD	PD	FF	FR	TD	YDS	TK	S			A	FF	FR	S	A
01/09	at Seahawks	P	0	0	0	0	0	0	0	0	0	0	0	0	0	0	0	0	0	0	0	0	1	0	1	0	W	30-20
01/16	at Packers	P	1	1	0	0	0	0	0	0	0	0	0	0	0	0	0	0	0	0	0	0	0	0	0	0	L	18-32
2020 TOTALS			2-0	1	1	0	0	0	0	0	0	0	0	0	0	0	0	0	0	0	0	1	0	1	0	0	1-1	

2021 GAME-BY-GAME POSTSEASON STATISTICS (49ERS)

DATE	OPPONENT	P/S	TACKLES							INTERCEPTIONS				FUMBLES			ST			MISC		W/L	SCORE					
			TK	S	A	SK	YDS	TFL	YDS	QBH	NO	YDS	LG	TD	PD	FF	FR	TD	YDS	TK	S			A	FF	FR	S	A
01/16	at Cowboys	S	2	1	1	0	5	0	0	1	0	0	0	0	0	0	0	0	0	0	0	0	0	0	0	0	W	23-17
01/22	at Packers	S	3	3	0	1	0	6	0	1	6	1	0	0	0	0	0	0	0	0	0	0	0	0	0	0	W	13-10
01/30	at Rams	S	3	1	2	0	5	3	5	0	0	2	0	0	0	0	0	0	0	0	0	0	0	0	0	0	L	17-20
2021 TOTALS			3-3	8	5	3	2	10	14.5	1	6	4	0	0	0	0	0	0	0	0	0	0	0	0	0	0	2-1	

2022 GAME-BY-GAME POSTSEASON STATISTICS (49ERS)

DATE	OPPONENT	P/S	TACKLES							INTERCEPTIONS				FUMBLES			ST			MISC		W/L	SCORE					
			TK	S	A	SK	YDS	TFL	YDS	QBH	NO	YDS	LG	TD	PD	FF	FR	TD	YDS	TK	S			A	FF	FR	S	A
01/14	Seahawks	S	0	0	0	0	0	0	0	0	0	0	0	0	0	0	0	0	0	0	0	0	0	0	0	W	41-23	
01/22	Cowboys	S	2	1	1	1	0	0	0	0	2	0	0	0	0	0	0	0	0	0	0	0	0	0	0	0	W	19-12
01/29	at Eagles	S	3	2	1	0	0	0	0	0	0	0	0	0	0	0	0	0	0	0	0	0	0	0	0	L	7-31	
2022 TOTALS			3-3	5	3	2	1	0	0	0	2	0	0	0	0	0	0	0	0	0	0	0	0	0	0	2-1		

SAM EHLINGER

QUARTERBACK

(EL-10-purr)

4



6-2 225 LBS

NFL EXP: 4

(4TH YEAR WITH THE COLTS)

BORN: 9/30/98



**COLLEGE:
TEXAS**

4TH-AND-SHORT

- In his first three seasons, he competed in eight games (three starts) and completed 84-of-101 passes for 573 yards and three touchdowns with three interceptions. He also added 20 carries for 96 yards.
- Set the Texas record for most game-winning drives [seven].
- One of just three players in Division I history to throw for 11,000 yards and rush for 1,500 yards.
- Attended Westlake [Texas] High School, where Drew Brees and Nick Foles attended, and holds the school records for total yards (9,886) and passing yards (7,491).

DOWN THE STRETCH

Do you have any pets: A dog named, Chief.

Who is your favorite artist: George Strait

What are your hobbies off the field: Golf and outdoor activities



Selected by the Colts in the sixth round [218th overall] of the 2021 NFL Draft.

 **@sehlinger3**

 **@sehlinger**

TEXAS FOREVER

Most kids in Austin, Texas dream of playing quarterback for the Texas Longhorns someday. Ehlinger fulfilled that dream – and set records while doing it. After being a three-year starter at Westlake (Texas) High School and finishing as the school's all-time passing yards and passing touchdown leader, he had the opportunity to continue his football career in his hometown of Austin at Texas. He made an immediate impact on the program, starting six games as a true freshman and becoming the first Longhorn to lead the team in passing and rushing since Colt McCoy in 2008. Ehlinger finished his historic collegiate career having the fourth-most wins (27) as a Texas quarterback, serving as only the seventh two-time team captain in history. He concluded his career being selected as the Jason Witten Collegiate Man of the Year. A true Friday Night Lights story.



NFL HIGHLIGHTS

- In three seasons with the Colts (2021-23), he has appeared in eight games (three starts) and has completed 64-of-101 passes for 573 yards and three touchdowns with three interceptions for a passer rating of 76.1. He also added 20 carries for 96 yards.
- In 2023, he appeared in one game.
- Competed in four games (three starts) in 2022 and completed 64-of-101 passes for 573 yards with three touchdowns and three interceptions for a passer rating of 76.1. He also added 17 carries for 87 yards. In Week 8 vs. WAS, he made his first career start and registered the third-best passer rating (100.1) by a Colts quarterback in his first career start. His 73.9 percent completion percentage is the second-best mark by a Colts quarterback in their first career start. In Week 17 at NYG, he completed 9-of-14 passes for 60 yards and recorded his first career passing touchdown. In Week 18 vs. HOU, he completed 23-of-35 passes for 209 yards and two touchdowns with two interceptions. He also added five carries for 21 yards. He registered at least one passing touchdown in two consecutive games. Ehlinger set single-game career highs in passing yards and passing touchdowns.
- In 2021, he saw action in three games and recorded three rushes for nine yards.

COLLEGE HIGHLIGHTS

- Appeared in 46 games (43 starts) at Texas (2017-20) and completed 923-of-1,476 passes for 11,436 yards and 94 touchdowns with 27 interceptions. He also added 554 carries for 1,907 yards and 33 touchdowns. He was voted a two-time team captain (2019, 2020), becoming only the seventh player in team history to do so. Led Texas to 27 wins as the starting quarterback, which is the fourth-most in school history. Ranks fourth in Big 12 history in total touchdowns. Ehlinger was also a three-time Academic First Team All-Big 12 selection (2018-20).
- As a senior team captain, he earned Second Team All-Big 12 honors after he started all 10 games and completed 194-of-322 passes for 2,566 yards and 26 touchdowns with five interceptions. Also contributed 377 yards on 113 carries with eight touchdowns. Named the Co-Big 12 Football Scholar-Athlete of the Year. Selected the 2020 Jason Witten Collegiate Man of the Year. His 208 total points scored ranked sixth in the country. His 26 passing touchdowns were the seventh-most in single-season school history. He did not throw an interception in his last 139 passing attempts of his career.
- In 2019, he started all 13 games as a team captain and completed 296-of-454 passes for 3,663 yards and a single-season career-high 32 touchdowns with 10 interceptions. He added 163 carries for 663 yards and seven touchdowns. Ehlinger tallied the second-most total yards (4,326) in single-season school history. Named a semifinalist for the Maxwell Award and Davey O'Brien Award. He became the first Texas quarterback to throw at least three touchdown passes in four-straight games since 2008 (Colt McCoy). Selected as the 2019 Big 12 Preseason Offensive Player of the Year.
- As a sophomore, he started all 14 games and completed 275-of-425 passes for 3,292 yards and 25 touchdowns as well as five interceptions. Contributed to the ground game with 482 rushing yards on 164 carries and a single-season career-high 16 touchdowns. Recorded the most rushing touchdowns by a quarterback in Texas single-season history. He became the only player in Texas history to pass for at least 25 touchdowns and rush for at least 15 in the same season. His 3,292 passing yards were the fifth-most in single-season school history. Became only the fourth quarterback in school history to start the season with six straight 200-yard passing games.
- In 2017, he saw action in nine games (six starts) and completed 158-of-275 passes for 1,915 yards and 11 touchdowns with seven interceptions as well as 114 carries for 385 yards and two touchdowns. Led the team in both passing yards and rushing yards, becoming the first Longhorn to do so since Colt McCoy in 2008. He became only the eighth Texas true freshman starting quarterback to win at least one game.

PERSONAL

- Attended Westlake High School in Austin, Texas and finished as the school's all-time leader in total yards (9,886) and passing yards (7,491).
- Was high school teammates with fellow 2021 Colts draft pick Kylan Granson.
- Selected as the 2015 Texas State Player of the Year.
- As a junior, he led Westlake to the state championship game and earned Offensive Player of the Year accolades after he tallied 4,041 passing yards and 1,325 rushing yards.
- As a sophomore, he earned District Newcomer honors after tallying 2,543 passing yards and 42 total touchdowns.
- Rated the No. 4 dual-threat quarterback recruit in the country.
- Participated in the 2021 Senior Bowl.
- Participated in the NFL's My Cause My Cleats initiative and represented TXAF (2023).
- His brother, Jake, played linebacker at Texas.
- Last name is pronounced EL-in-gurr.
- Married to his wife, Cami Jo.
- A native of Austin, Texas.

SAM EHLINGER'S - NFL REGULAR SEASON STATISTICS

DATE	TEAM	GP	GS	ATT.	CMP.	PCT.	YDS	AVG.	TD	INT.	LG	SK	LST	RATE
2021	Colts	3	0	0	0	0.0	0	0.0	0	0	0	0	0	0.0
2022	Colts	4	3	101	64	63.4	573	5.7	3	3	47	14	87	76.1
2023	Colts	1	0	0	0	0.0	0	0.0	0	0	0	0	0	0.0
TOTALS		8	3	101	64	63.4	573	5.7	3	3	47	14	87	76.1

SAM EHLINGER'S - NFL REGULAR SEASON STATISTICS

DATE	TEAM	NO.	YDS.	AVG.	LG	TD
2021	Colts	3	9	3.0	9	0
2022	Colts	17	87	5.1	19	0
2023	Colts	0	0	0.0	0	0
TOTALS		20	96	4.8	19	0

SAM EHLINGER'S - NFL REGULAR SEASON STATISTICS

DATE	TEAM	GP	GS	PASSING											RUSHING				
				ATT.	CMP.	PCT.	YDS	AVG.	TD	INT.	LG	SK	LST	RATE	NO.	YDS.	AVG.	LG	TD
2021	Colts	3	0	0	0	0.0	0	0.0	0	0	0	0	0	0.0	3	9	3.0	9	0
2022	Colts	4	3	101	64	63.4	573	5.7	3	3	47	14	87	76.1	17	87	5.1	19	0
2023	Colts	1	0	0	0	0.0	0	0.0	0	0	0	0	0	0.0	0	0	0.0	0	0
TOTALS		8	3	101	64	63.4	573	5.7	3	3	47	14	87	76.1	20	96	4.8	19	0

SINGLE-GAME HIGHS: QUARTERBACK

Pass Attempts 35 vs. Houston Texans, Jan 08, 2023 29 at New England Patriots, Nov 06, 2022 23 vs. Washington Commanders, Oct 30, 2022	Completion Percentage 73.9 vs. Washington Commanders, Oct 30, 2022 65.7 vs. Houston Texans, Jan 08, 2023 51.7 at New England Patriots, Nov 06, 2022
Pass Completions 23 vs. Houston Texans, Jan 08, 2023 17 vs. Washington Commanders, Oct 30, 2022 15 at New England Patriots, Nov 06, 2022	Passer Rating 100.1 vs. Washington Commanders, Oct 30, 2022 77.0 vs. Houston Texans, Jan 08, 2023 45.6 at New England Patriots, Nov 06, 2022
Yards Passing 209 vs. Houston Texans, Jan 08, 2023 201 vs. Washington Commanders, Oct 30, 2022 103 at New England Patriots, Nov 06, 2022	Rush Attempts 6 vs. Washington Commanders, Oct 30, 2022 5 vs. Houston Texans, Jan 08, 2023 ...1 more at 5.
TD Passes 2 vs. Houston Texans, Jan 08, 2023 1 at New York Giants, Jan 01, 2023	Rushing Yards 39 at New England Patriots, Nov 06, 2022 21 vs. Houston Texans, Jan 08, 2023 15 vs. Washington Commanders, Oct 30, 2022
Long Passes 47 vs. Washington Commanders, Oct 30, 2022 39 vs. Houston Texans, Jan 08, 2023 38 vs. Washington Commanders, Oct 30, 2022	Longest Runs 19 at New England Patriots, Nov 06, 2022 12 at New York Giants, Jan 01, 2023 9 at New England Patriots, Nov 06, 2022 ...1 more at 9.

2021 GAME-BY-GAME REGULAR-SEASON STATISTICS (COLTS)

DATE	OPPONENT	P/S	PASSING													RUSHING				W/L	SCORE		
			ATT	CMP	YDS	PCT	Y/A	Y/C	TD	INT	LG	SK/YD	RATE	ATT	YDS	LG	TD						
09/12	Seahawks																					L	16-28
09/19	Rams																					L	24-27
09/26	at Titans																					L	16-25
10/03	at Dolphins																					W	27-17
10/11	at Ravens																					L	25-31+
10/17	Texans																					W	31-3
10/24	at 49ers																					W	30-18
10/31	Titans																					L	31-34+
11/04	Jets	P	0	0	0	0.0	0.0	0.0	0	0	0	0/0	0.0		1	1	1	0			W	45-30	
11/14	Jaguars																					W	23-17
11/21	at Bills	P	0	0	0	0.0	0.0	0.0	0.0	0	0	0/0	0.0		1	9	9	0			W	41-15	
11/28	Buccaneers																					L	31-38
12/05	at Texans	P	0	0	0	0.0	0.0	0.0	0.0	0	0	0/0	0.0		1	-1	-1	0			W	31-0	
12/18	Patriots																					W	27-17
12/25	at Cardinals																					W	22-16
01/02	Raiders																					L	20-23
01/09	at Jaguars																					L	11-26
2021 TOTALS		3-0	0	0	0	0.0	0.0	0.0	0	0	0	0/0	0.0		3	9	9	0			9-8		

+ - Overtime

2022 GAME-BY-GAME REGULAR-SEASON STATISTICS (COLTS)

DATE	OPPONENT	P/S	PASSING													RUSHING				W/L/T	SCORE		
			ATT	CMP	YDS	PCT	Y/A	Y/C	TD	INT	LG	SK/YD	RATE	ATT	YDS	LG	TD						
09/11	at Texans																					T	20-20
09/18	at Jaguars																					L	0-24
09/25	Chiefs																					W	20-17
10/02	Titans																					L	17-24
10/06	at Broncos																					W	12-9+
10/16	Jaguars																					W	34-27
10/23	at Titans																					L	10-19
10/30	Commanders	S	23	17	201	73.9	8.7	11.8	0	0	47	2/12	100.1		6	15	7	0			L	16-17	
11/06	at Patriots	S	29	15	103	51.7	3.6	6.9	0	1	23	9/60	45.6		5	39	19	0			L	3-26	
11/13	at Raiders																					W	25-20
11/20	Eagles																					L	16-17
11/28	Steelers																					L	17-24
12/04	at Cowboys																					L	19-54
12/17	at Vikings																					L	36-39+
12/26	Chargers																					L	3-20
01/01	at Giants	P	14	9	60	64.3	4.3	6.7	1	0	15	1/8	97.3		1	12	12	0			L	10-38	
01/08	Texans	S	35	23	209	65.7	6.0	9.1	2	2	39	2/7	77.0		5	21	8	0			L	31-32	
2022 TOTALS		4-3	101	64	573	63.4	5.7	9.0	3	3	47	14/87	76.1		17	87	19	0			4-12-1		

+ - Overtime

2023 GAME-BY-GAME REGULAR-SEASON STATISTICS (COLTS)

DATE	OPPONENT	P/S	PASSING											RUSHING				W/L	SCORE					
			ATT	CMP	YDS	PCT	Y/A	Y/C	TD	INT	LG	SK/YD	RATE	ATT	YDS	LG	TD							
09/10	Jaguars																					L	21-31	
09/17	at Texans																						W	31-20
09/24	at Ravens																						W	22-19+
10/01	Rams																						L	23-29+
10/08	Titans																						W	23-16
10/15	at Jaguars																						L	20-37
10/22	Browns																						L	38-39
10/29	Saints																						L	27-38
11/05	at Panthers																						W	27-13
11/12	at Patriots																						W	10-6
11/26	Buccaneers																						W	27-20
12/03	at Titans																						W	31-28+
12/10	at Bengals	P	0	0	0	0.0	0.0	0	0	0	0	0/0	0.0	0	0	0	0	0	0	0	0		L	14-34
12/16	Steelers																						W	30-13
12/24	at Falcons																						L	10-29
12/31	Raiders																						W	23-20
01/06	Texans																						L	19-23
2023 TOTALS		1-0	0	0	0	0.0	0.0	0	0	0	0	0/0	0.0	0	0	0	0	0	0	0	0	9-8		

+ - Overtime

ETHAN FERNEA

WIDE RECEIVER

(FIR-knee-uh)

3

6-0 195 LBS

NFL EXP: 1

(3RD YEAR WITH THE COLTS)

BORN: 3/2/98



**COLLEGE:
UCLA**

4TH-AND-SHORT

- In his first two seasons (2022-23), he competed in four games, but did not record any statistics.
- He appeared in 50 games (three starts) at UCLA (2016-21) and registered 10 carries for 83 yards and one touchdown as well as eight receptions for 155 yards and two touchdowns.
- Majored in political science and enrolled in the transformative coaching and leadership graduate program.

DOWN THE STRETCH

What is on your bucket list: Win a Super Bowl.

Pregame ritual: Listen to the sound track of the 2006 NCAA Football video game.

Nickname: Fern

Who is your mentor: My parents

Who is your favorite artist: Jason Isbell

What are your pet peeves: Chewing gum really loud and talking on the phone on speaker in public.

What are your hobbies off the field: Golf



Originally signed by the Colts as an undrafted free agent on May 13, 2022.



@EFernea

@ethan_fernea

CARRYING ON A LEGACY

As a senior at UCLA, Fernea was selected by the coaching staff to don the No. 39 jersey in honor of former walk-on receiver, Nick Pasquale, who died in 2013 at the age of 20 in a car accident. The Bruins wanted to honor Pasquale for his off-the-field standout qualities by awarding the honorary number to a chosen player who embodies the strong character of a good teammate. Fernea was the first player to wear it since 2013, carrying on the former Bruin's legacy.



NFL HIGHLIGHTS

- In 2023, he saw action in three games, but didn't tally any statistics.
- In 2022, he saw action in one game, but did not record any statistics.

COLLEGE HIGHLIGHTS

- He appeared in 50 games (three starts) at UCLA (2016-21) and registered 10 carries for 83 yards (8.3 avg.) and one touchdown as well as eight receptions for 155 yards and two touchdowns. Fernea also tallied 12 tackles (nine solo).
- In 2021, he saw action in 11 games at running back and on special teams. Fernea registered 10 carries for 83 yards (8.3 avg.) and one touchdown. He also collected four solo tackles on special teams.
- As a senior, he appeared in six games (one start). He saw action as a running back, wide receiver and on special teams and tallied two carries for one yard and two receptions for 46 yards and one touchdown. Also credited with a special teams tackle. Garnered Pac-12 Academic Honor Roll accolades.
- In 2019, he saw action in 12 games (two starts) and recorded four receptions for 90 yards and one touchdown. He also added three special teams tackles. Fernea was presented a scholarship prior to the opening game of the season.
- As a junior in 2018, he appeared in 12 games and tallied two receptions for 19 yards and also registered four special teams tackles.
- In 2017, he appeared in eight games primarily on special teams and did not record any statistics.

PERSONAL

- Attended Dripping Springs (Texas) High School.
- Named First Team All-District on offense and defense.
- Also lettered in baseball and track and was named First Team All-District in baseball.
- Selected as a 2015 Central Texas Top 50 athlete by the *Austin American Statesman*.
- Majored in political science and enrolled in the transformative coaching and leadership graduate program.
- His last name is pronounced FIR-knee-uh.
- A native of Dripping Springs, Texas.

ADDITIONAL TRANSACTIONS

- Signed by the Colts to a reserve/future contract on January 8, 2024.
- Signed to the Indianapolis active roster from the practice squad on December 30, 2023.
- Signed to the Colts active roster from the practice squad on December 23, 2023.
- Signed to the Indianapolis active roster from the practice squad on December 15, 2023.
- Signed to the Colts practice squad on December 1, 2023.
- Waived by Indianapolis on August 10, 2023.
- Signed by the Colts to a reserve/future contract on January 27, 2023.
- Signed to the Colts practice squad on October 24, 2022.
- Signed to the Colts active roster from the practice squad on October 22, 2022.
- Signed to the Colts practice squad on August 31, 2022.
- Waived by the Colts on August 30, 2022.
- Signed by the Colts as an undrafted free agent on May 13, 2022.

ETHAN FERNEA

WIDE RECEIVER

(FER-nee-uh)



ETHAN FERNEA'S - NFL REGULAR SEASON STATISTICS

DATE	TEAM	GP	GS	RECEIVING					RUSHING				
				NO.	YDS.	AVG.	LG	TD	NO.	YDS.	AVG.	LG	TD
2022	Colts	1	0	0	0	0.0	0	0	0	0	0.0	0	0
2023	Colts	3	0	0	0	0.0	0	0	0	0	0.0	0	0
TOTALS		4	0	0	0	0.0	0	0	0	0	0.0	0	0

ETHAN FERNEA'S - NFL REGULAR SEASON STATISTICS

DATE	TEAM	KICKOFF RETURNS					PUNT RETURNS					
		RET.	YDS.	AVG.	LG	TD	NO.	FC	YDS.	AVG.	LG	TD
2022	Colts	0	0	0.0	0	0	0	0	0	0.0	0	0
2023	Colts	0	0	0.0	0	0	0	0	0	0.0	0	0
TOTALS		0	0	0.0	0	0	0	0	0	0.0	0	0

2022 GAME-BY-GAME REGULAR-SEASON STATISTICS (COLTS)

DATE	OPPONENT	P/S	RECEIVING					RUSHING					W/L/T	SCORE
			NO.	YDS.	AVG.	LG	TD	NO.	YDS.	AVG.	LG	TD		
09/11	at Texans												T	20-20
09/18	at Jaguars												L	0-24
09/25	Chiefs												W	20-17
10/02	Titans												L	17-24
10/06	at Broncos												W	12-9+
10/16	Jaguars												W	34-27
10/23	at Titans	P	0	0	0.0	0	0	0	0	0.0	0	0	L	10-19
10/30	Commanders												L	16-17
11/06	at Patriots												L	3-26
11/13	at Raiders												W	25-20
11/20	Eagles												L	16-17
11/28	Steelers												L	17-24
12/04	at Cowboys												L	19-54
12/17	at Vikings												L	36-39+
12/26	Chargers												L	3-20
01/01	at Giants												L	10-38
01/08	Texans												L	31-32
2022 TOTALS		1-0	0	0	0.0	0	0	0	0	0.0	0	0	0	4-12-1

+ - Overtime

2023 GAME-BY-GAME REGULAR-SEASON STATISTICS (COLTS)

DATE	OPPONENT	P/S	RECEIVING					RUSHING					W/L	SCORE
			NO.	YDS.	AVG.	LG	TD	NO.	YDS.	AVG.	LG	TD		
09/10	Jaguars												L	21-31
09/17	at Texans												W	31-20
09/24	at Ravens												W	22-19+
10/01	Rams												L	23-29+
10/08	Titans												W	23-16
10/15	at Jaguars												L	20-37
10/22	Browns												L	38-39
10/29	Saints												L	27-38
11/05	at Panthers												W	27-13
11/12	at Patriots												W	10-6
11/26	Buccaneers												W	27-20
12/03	at Titans												W	31-28+
12/10	at Bengals												L	14-34
12/16	Steelers												W	30-13
12/24	at Falcons												L	10-29
12/31	Raiders												W	23-20
01/06	Texans												L	19-23
2023 TOTALS		0-0	0	0	0.0	0	0	0	0	0.0	0	0	0	9-8

+ - Overtime

JOE FLACCO
QUARTERBACK

15

6-6 230 LBS

NFL EXP: 17
(1ST YEAR WITH THE COLTS)
BORN: 1/16/85



COLLEGE:
DELAWARE

4TH-AND-SHORT

- 2023 NFL Comeback Player of the Year.
- In his first 16 seasons, he played in 188 games (185 starts) in his time with the Browns (2023), Jets (2020-22), Eagles (2021), Broncos (2019) and Ravens (2008-2018) and completed 4,004-of-6,503 passes for 43,936 yards with 245 touchdowns and 155 interceptions for an 84.2 passer rating. He also registered 864 rushing yards and 16 touchdowns.
- He started 16 postseason contests and completed 287-of-493 passes for 3,530 yards with 26 touchdowns and 12 interceptions for an 87.9 passer rating. Flacco has also tallied 100 rushing yards and one touchdown.
- Super Bowl XLVII Champion and MVP (2012).
- Inducted in the University of Delaware Athletics Hall of Fame in 2016.



Originally signed by the Colts as an unrestricted free agent on March 22, 2024.

 **@JoeFlacco**

 **@JoeFlacco**




GIVING BACK

Despite moving on to the National Football League and becoming one of its biggest stars during his run in Baltimore, Flacco has stayed true to his roots and the path that got him there. In 2018, he made a significant donation to the University of Delaware's athletic department. While the exact amount was not disclosed, it was indicated that it was the largest donation from a Delaware football alum in the NFL. Flacco's donation directly supported the Blue Hen's "Building Our Home" initiative, and the university has named the weight room in the Whitney Athletic Center the "Joe and Dana Flacco and Family Strength & Conditioning Center."

SUPER BOWL XLVII MVP

The 2012 season saw Flacco lead his team to a 10-6 record in the regular season and a 34-31 win over the San Francisco 49ers in Super Bowl XLVII. He completed 22-of-33 passes for 287 yards and three touchdowns for a passer rating of 124.2 in the big game, which earned him Super Bowl MVP honors. Throughout the postseason, Flacco completed 73-of-126 passes for 1,140 yards and 11 touchdowns for a passer rating of 117.2. He became one of two NFL quarterbacks to throw for 11 touchdowns and no interceptions in a single postseason, joining Joe Montana who did so in 1989. Flacco's 1,140 passing yards are the fourth-most in a single postseason in NFL history.



2023 NFL COMEBACK PLAYER OF THE YEAR

After spending the first 11 weeks of the 2023 season not on an NFL roster, Flacco found himself on the Cleveland Browns practice squad after Browns quarterback Deshaun Watson was ruled out for the remainder of the season. In five regular season games, Flacco completed 123-of-204 passes for 1,616 yards and 13 touchdowns with eight interceptions for a 90.2 passer rating. He closed out the regular season with four consecutive wins — throwing for at least 300 yards and two touchdowns in each of those games down the final stretch. Flacco led the Browns to a 4-1 record as a starter and became the first player in NFL history to record at least 250 passing yards and two touchdown passes in each of his first five games with a team. He also became the first Browns player to throw for 300 yards in four consecutive games, ultimately earning him the honors of NFL Comeback Player of the Year.



UNIVERSITY OF DELAWARE ATHLETICS HALL OF FAME

One of the most decorated athletes in University of Delaware history, Flacco was inducted in Delaware's Athletic Hall of Fame in 2016. He enjoyed a record-breaking two-years at quarterback for the Blue Hens and has since found continued success in the NFL. A native of Audubon, N.J., Flacco earned All-America honors in 2007 when he led Delaware to an 11-4 record and a berth in the NCAA FCS title game after passing for 23 touchdowns and a school-record 4,263 yards for head coach K.C. Keeler. He set an incredible 20 school records, including completions in a game (40) and season (331), consecutive passes thrown without an interception (174), passing yards in a season (4,263), 300-yard passing games (11) and career completion percentage (.634). Flacco also ranks No. 2 all-time at Delaware with 7,046 career passing yards. He was selected in the first round (18th overall) by Baltimore in the 2008 NFL Draft — the highest pick ever for a Delaware player — and was named the 2008 Diet Pepsi Rookie of the Year.



NFL HIGHLIGHTS

- He has played in 188 career games (185 starts) in his time with the Browns (2023), Jets (2020-22), Eagles (2021), Broncos (2019) and Ravens (2008-2018) and he has completed 4,004-of-6,503 passes for 43,936 yards with 245 touchdowns and 155 interceptions for an 84.2 passer rating. Flacco has also registered 864 rushing yards and 16 touchdowns. He has started 16 postseason contests and has completed 287-of-493 passes for 3,530 yards with 26 touchdowns and 12 interceptions for an 87.9 passer rating. Flacco has also tallied 100 rushing yards and one touchdown.
- Earned NFL Comeback Player of the Year in 2023 after he started all five games he saw action in and completed 123-of-204 passes for 1,616 yards and 13 touchdowns with eight interceptions for a 90.2 passer rating. He went 4-1 as a starter and became the only Browns player to throw for 300 yards in four consecutive games. Started one postseason contest and completed 34-of-46 passes for 307 yards and one touchdown with two interceptions.
- In 2022, he appeared in five games (four starts) and completed 110-of-191 passes for 1,051 yards and five touchdowns with three interceptions. On the ground, he tallied three carries for six yards.
- Saw action in two games (one start) in 2021 and completed 27-of-42 passes for 338 yards and three touchdowns. Contributed with two carries for three yards.
- In 2020, he appeared in five games (four starts) and completed 74-of-134 passes for 864 yards and six touchdowns with three interceptions. Added six carries for 22 yards.
- Started all eight games in 2019 he competed in and completed 171-of-262 passes for 1,822 yards and six touchdowns with five interceptions. On the ground, he added 20 yards on 12 carries.
- In 2018, he started all nine games he saw action in and completed 232-of-379 passes for 2,465 yards and 12 touchdowns with six interceptions. He also tallied 19 carries for 45 yards.
- Started all 16 games in 2017 and completed 352-of-549 passes for 3,141 yards and 18 touchdowns with 13 interceptions. Also added 25 carries for 54 yards and one touchdown.
- In 2016, he started all 16 games and completed 436-of-672 passes for a single-season career-high 4,317 yards and 20 touchdowns with 15 interceptions. He contributed 21 carries for 58 yards and two touchdowns.
- Started all 10 games in 2015 he saw action in and completed 266-of-413 passes for 2,791 yards and 14 touchdowns with 12 interceptions. On the ground, he recorded 13 carries for 23 yards and three touchdowns.
- In 2015, he started all 16 games and completed 344-of-554 passes for 3,986 yards and a single-season career-high 27 touchdowns with 12 interceptions for a 91.0 passer rating. He added 70 rushing yards and two touchdowns on 39 carries. Flacco was named AFC Offensive Player of the Week in Week 6 at TB

NFL HIGHLIGHTS CONT...

- after he completed 21-of-28 passes for 306 yards and five touchdowns for a 149.7 passer rating. He also started two postseason contests and completed 46-of-74 passes for 551 yards and six touchdowns with two interceptions for a 100.7 passer rating.
- Started all 16 games in 2013 and completed 362-of-614 passes for 3,912 yards and 19 touchdowns with 22 interceptions. Also contributed 27 carries for 131 yards and one touchdown.
- In 2012, he started all 16 games and completed 317-of-531 passes for 3,817 yards and 22 touchdowns with 10 interceptions. He added 32 carries for 22 yards and three touchdowns. Flacco was named AFC Offensive Player of the Week in Week 1 vs. CIN after he completed 21-of-29 passes for 299 yards and two touchdowns for a 128.4 passer rating. He also started four postseason contests and completed 73-of-126 passes for 1,140 yards and 11 touchdowns with no interceptions for a 117.2 passer rating. He helped lead the Ravens to a Super Bowl championship and was named Super Bowl XLVII MVP.
- Started all 16 games in 2011 and completed 312-of-542 passes for 3,610 yards and 20 touchdowns with 12 interceptions. On the ground, he registered 88 yards and one touchdown on 39 carries. He also started two postseason contests and completed 36-of-63 passes for 482 yards and four touchdowns with one interception.
- In 2010 he started all 16 games and completed 306-of-489 passes for 3,622 yards and 25 touchdowns with 10 interceptions for a 93.6 passer rating. He also compiled 43 carries for 84 yards and one touchdown. He also started two postseason contests and completed 41-of-64 passes for 390 yards and three touchdowns with one interception.
- Started all 16 games in 2009 and completed 315-of-499 passes for 3,613 yards and 21 touchdowns with 12 interceptions. Also added 56 yards on 35 carries. In the postseason, he started two contests and completed 24-of-45 passes for 223 yards with three interceptions.
- As a rookie in 2008, he started all 16 games and completed 257-of-428 passes for 2,971 yards and 14 touchdowns with 12 interceptions. He also added 52 carries for 180 yards and two touchdowns as well as one reception for 43 yards. Flacco was named AFC Offensive Player of the Week in Week 9 at CLE after he completed 17-of-29 passes for 248 yards and two touchdowns for a 109.6 passer rating. He also started three postseason contests and completed 33-of-75 passes for 437 yards and one touchdown with three interceptions.



COLLEGE HIGHLIGHTS

- Started all 26 games at Delaware (2006-07) after he transferred from Pittsburgh and completed 595-of-938 passes for 7,046 yards and 41 touchdowns with 15 interceptions. He also tallied 76 rushing yards and nine touchdowns. He set over 20 Delaware career records, including completions, attempts, 300-yard passing games (11), consecutive passes without an interception (212), passing yards per game (271.0 avg.) and total offense per game (273.9 avg.).
- In 2007, he was named ECAC All-East Player of the Year and CAA Co-Offensive Player of the Year after he set single-season school records for (331), attempts (521), yards (4,263), passing yards per game (284.2), 200-yard passing games (13) and 300-yard passing games (seven). He also added 23 touchdowns with five interceptions.
- In his first season at Delaware, he completed 264-of-417 passes for 2,783 yards and 18 touchdowns with 10 interceptions. He also added 83 carries for 54 yards and five touchdowns.
- Didn't play the 2005 season due to NCAA transfer rules.
- In 2004 with Pittsburgh, he saw action in three games and completed 1-of-4 passes for 11 yards.
- Redshirted the 2003 season.

PERSONAL

- Attended Audubon (N.J.) High School and finished his career with 5,137 yards.
- He was a two-time First Team All-South Jersey selection and a two-time All-Colonial Conference nominee.
- Named The Courier Post Scholar Athlete of the Year.
- Served as a spokesperson for the Baltimore Humane Society to help save the lives of pets.
- Supports the Cystic Fibrosis Foundation. His niece, Chelsea, was born with cystic fibrosis.
- In 2017, he participated in a police ride along in Baltimore to meet with local youth to discuss topics surrounding social justice.
- Also played basketball and baseball. Led the baseball team to a state title.
- A native of Audubon, N.J.

ADDITIONAL TRANSACTIONS

- Signed to the Cleveland Browns active roster from the practice squad on December 14, 2023.
- Signed to the Browns practice squad on December 11, 2023.
- Signed to the Cleveland active roster from the practice squad on December 9, 2023.
- Signed to the Browns practice squad on December 4, 2023.
- Signed to the Cleveland active roster from the practice squad on December 2, 2023.
- Signed to the Browns practice squad on November 20, 2023.
- Re-signed by the New York Jets as a free agent on March 16, 2022.
- Acquired by the Jets in a trade with the Philadelphia Eagles on October 25, 2021.
- Signed by the Eagles as an unrestricted free agent on March 23, 2021.
- Signed by the Jets as a free agent on May 27, 2020.
- Released by the Denver Broncos on March 19, 2020.
- Acquired by the Broncos in a trade with the Baltimore Ravens on March 13, 2019.
- Selected by Baltimore in the first round (18th overall) of the 2008 NFL Draft.

JOE FLACCO'S - NFL REGULAR SEASON STATISTICS

DATE	TEAM	GP	GS	ATT.	CMP.	PCT.	YDS	AVG.	TD	INT.	LG	SK	LST	RATE
2008	Ravens	16	16	428	257	60.0	2,971	6.9	14	12	70t	32	276	80.3
2009	Ravens	16	16	499	315	63.1	3,613	7.2	21	12	72t	36	218	88.9
2010	Ravens	16	16	489	306	62.6	3,622	7.4	25	10	67	40	294	93.6
2011	Ravens	16	16	542	312	57.6	3,610	6.7	20	12	74t	31	203	80.9
2012	Ravens	16	16	531	317	59.7	3,817	7.2	22	10	61t	35	227	87.7
2013	Ravens	16	16	614	362	59.0	3,912	6.4	19	22	74	48	324	73.1
2014	Ravens	16	16	554	344	62.1	3,986	7.2	27	12	80t	19	167	91.0
2015	Ravens	10	10	413	266	64.4	2,791	6.8	14	12	50t	16	124	83.1
2016	Ravens	16	16	672	436	64.9	4,317	6.4	20	15	95t	33	243	83.5
2017	Ravens	16	16	549	352	64.1	3,141	5.7	18	13	66	27	205	80.4
2018	Ravens	9	9	379	232	61.2	2,465	6.5	12	6	71	16	79	84.2
2019	Broncos	8	8	262	171	65.3	1,822	7.0	6	5	70t	26	194	85.1
2020	Jets	5	4	134	74	55.2	864	6.4	6	3	52	7	69	80.6
2021	Eagles	0	0	0	0	0.0	0	0.0	0	0	0	0	0	0.0
Went from Philadelphia to N.Y. Jets .														
2021	Jets	2	1	42	27	64.3	338	8.0	3	0	62t	2	13	113.0
2021	TOTAL	2	1	42	27	64.3	338	8.0	3	0	62t	2	13	113.0
2022	Jets	5	4	191	110	57.6	1,051	5.5	5	3	66t	10	66	75.2
2023	Jets	0	0	0	0	0.0	0	0.0	0	0	0	0	0	0.0
Went from N.Y. Jets to Cleveland .														
2023	Browns	5	5	204	123	60.3	1,616	7.9	13	8	75t	8	57	90.2
2023	TOTAL	5	5	204	123	60.3	1,616	7.9	13	8	75t	8	57	90.2
TOTALS		188	185	6,503	4,004	61.6	43,936	6.8	245	155	95T	386	2,759	84.2

JOE FLACCO'S - NFL POSTSEASON STATISTICS

DATE	TEAM	GP	GS	ATT.	CMP.	PCT.	YDS	AVG.	TD	INT.	LG	SK	LST	RATE
2008	Ravens	3	3	75	33	44.0	437	5.8	1	3	48t	3	16	50.8
2009	Ravens	2	2	45	24	53.3	223	5.0	0	3	27	1	6	39.4
2010	Ravens	2	2	64	41	64.1	390	6.1	3	1	28	9	51	90.0
2011	Ravens	2	2	63	36	57.1	482	7.7	4	1	42	8	60	96.1
2012	Ravens	4	4	126	73	57.9	1,140	9.0	11	0	70t	6	38	117.2
2014	Ravens	2	2	74	46	62.2	551	7.4	6	2	40	1	13	100.7
2018	Ravens	0	0	0	0	0.0	0	0.0	0	0	0	0	0	0.0
2023	Browns	1	1	46	34	73.9	307	6.7	1	2	47	4	39	80.6
TOTALS		16	16	493	287	58.2	3,530	7.2	26	12	70T	32	223	87.9



JOE FLACCO'S - NFL REGULAR SEASON STATISTICS

DATE	TEAM	NO.	YDS.	AVG.	LG	TD
2008	Ravens	52	180	3.5	38t	2
2009	Ravens	35	56	1.6	10	0
2010	Ravens	43	84	2.0	14	1
2011	Ravens	39	88	2.3	33	1
2012	Ravens	32	22	0.7	16	3
2013	Ravens	27	131	4.9	22	1
2014	Ravens	39	70	1.8	15	2
2015	Ravens	13	23	1.8	16	3
2016	Ravens	21	58	2.8	16	2
2017	Ravens	25	54	2.2	25	1
2018	Ravens	19	45	2.4	13	0
2019	Broncos	12	20	1.7	9	0
2020	Jets	6	22	3.7	9	0
2021	Eagles	0	0	0.0	0	0
Went from Philadelphia to N.Y. Jets .						
2021	Jets	2	3	1.5	2	0
2021	TOTAL	2	3	1.5	2	0
2022	Jets	3	6	2.0	7	0
2023	Jets	0	0	0.0	0	0
Went from N.Y. Jets to Cleveland .						
2023	Browns	9	2	0.2	3	0
2023	TOTAL	9	2	0.2	3	0
TOTALS		377	864	2.3	38T	16

JOE FLACCO'S - NFL POSTSEASON STATISTICS

DATE	TEAM	NO.	YDS.	AVG.	LG	TD
2008	Ravens	12	5	0.4	5t	1
2009	Ravens	7	7	1.0	7	0
2010	Ravens	9	25	2.8	13	0
2011	Ravens	6	26	4.3	14	0
2012	Ravens	8	16	2.0	14	0
2014	Ravens	8	8	1.0	9	0
2018	Ravens	0	0	0.0	0	0
2023	Browns	3	13	4.3	8	0
TOTALS		53	100	1.9	14	1

JOE FLACCO'S - NFL REGULAR SEASON STATISTICS

DATE	TEAM	GP	GS	PASSING										RUSHING					
				ATT.	CMP.	PCT.	YDS	AVG.	TD	INT.	LG	SK	LST	RATE	NO.	YDS.	AVG.	LG	TD
2008	Ravens	16	16	428	257	60.0	2,971	6.9	14	12	70t	32	276	80.3	52	180	3.5	38t	2
2009	Ravens	16	16	499	315	63.1	3,613	7.2	21	12	72t	36	218	88.9	35	56	1.6	10	0
2010	Ravens	16	16	489	306	62.6	3,622	7.4	25	10	67	40	294	93.6	43	84	2.0	14	1
2011	Ravens	16	16	542	312	57.6	3,610	6.7	20	12	74t	31	203	80.9	39	88	2.3	33	1
2012	Ravens	16	16	531	317	59.7	3,817	7.2	22	10	61t	35	227	87.7	32	22	0.7	16	3
2013	Ravens	16	16	614	362	59.0	3,912	6.4	19	22	74	48	324	73.1	27	131	4.9	22	1
2014	Ravens	16	16	554	344	62.1	3,986	7.2	27	12	80t	19	167	91.0	39	70	1.8	15	2
2015	Ravens	10	10	413	266	64.4	2,791	6.8	14	12	50t	16	124	83.1	13	23	1.8	16	3
2016	Ravens	16	16	672	436	64.9	4,317	6.4	20	15	95t	33	243	83.5	21	58	2.8	16	2
2017	Ravens	16	16	549	352	64.1	3,141	5.7	18	13	66	27	205	80.4	25	54	2.2	25	1
2018	Ravens	9	9	379	232	61.2	2,465	6.5	12	6	71	16	79	84.2	19	45	2.4	13	0
2019	Broncos	8	8	262	171	65.3	1,822	7.0	6	5	70t	26	194	85.1	12	20	1.7	9	0
2020	Jets	5	4	134	74	55.2	864	6.4	6	3	52	7	69	80.6	6	22	3.7	9	0
2021	Eagles	0	0	0	0	0.0	0	0.0	0	0	0	0	0	0.0	0	0	0.0	0	0
Went from Philadelphia to N.Y. Jets.																			
2021	Jets	2	1	42	27	64.3	338	8.0	3	0	62t	2	13	113.0	2	3	1.5	2	0
2021	TOTAL	2	1	42	27	64.3	338	8.0	3	0	62t	2	13	113.0	2	3	1.5	2	0
2022	Jets	5	4	191	110	57.6	1,051	5.5	5	3	66t	10	66	75.2	3	6	2.0	7	0
2023	Jets	0	0	0	0	0.0	0	0.0	0	0	0	0	0	0.0	0	0	0.0	0	0
Went from N.Y. Jets to Cleveland.																			
2023	Browns	5	5	204	123	60.3	1,616	7.9	13	8	75t	8	57	90.2	9	2	0.2	3	0
2023	TOTAL	5	5	204	123	60.3	1,616	7.9	13	8	75t	8	57	90.2	9	2	0.2	3	0
TOTALS		188	185	6,503	4,004	61.6	43,936	6.8	245	155	95T	386	2,759	84.2	377	864	2.3	38T	16

JOE FLACCO'S - NFL POSTSEASON STATISTICS

DATE	TEAM	GP	GS	PASSING										RUSHING					
				ATT.	CMP.	PCT.	YDS	AVG.	TD	INT.	LG	SK	LST	RATE	NO.	YDS.	AVG.	LG	TD
2008	Ravens	3	3	75	33	44.0	437	5.8	1	3	48t	3	16	50.8	12	5	0.4	5t	1
2009	Ravens	2	2	45	24	53.3	223	5.0	0	3	27	1	6	39.4	7	7	1.0	7	0
2010	Ravens	2	2	64	41	64.1	390	6.1	3	1	28	9	51	90.0	9	25	2.8	13	0
2011	Ravens	2	2	63	36	57.1	482	7.7	4	1	42	8	60	96.1	6	26	4.3	14	0
2012	Ravens	4	4	126	73	57.9	1,140	9.0	11	0	70t	6	38	117.2	8	16	2.0	14	0
2014	Ravens	2	2	74	46	62.2	551	7.4	6	2	40	1	13	100.7	8	8	1.0	9	0
2018	Ravens	0	0	0	0	0.0	0	0.0	0	0	0	0	0	0.0	0	0	0.0	0	0
2023	Browns	1	1	46	34	73.9	307	6.7	1	2	47	4	39	80.6	3	13	4.3	8	0
TOTALS		16	16	493	287	58.2	3,530	7.2	26	12	70T	32	223	87.9	53	100	1.9	14	1

SINGLE-GAME HIGHS: QUARTERBACK

Pass Attempts	62 vs. Cincinnati Bengals, Sep 07, 2014 ...1 more at 62.	Passer Rating	149.7 at Tampa Bay Buccaneers, Oct 12, 2014 137.4 vs. Carolina Panthers, Sep 28, 2014 135.6 vs. Chicago Bears, Dec 20, 2009
Pass Completions	37 vs. Baltimore Ravens, Sep 11, 2022 ...1 more at 37.	Rush Attempts	8 at St. Louis Rams, Sep 25, 2011 7 at Miami Dolphins, Dec 07, 2014 6 vs. Houston Texans, Nov 27, 2017 ...3 more at 6.
Yards Passing	389 at St. Louis Rams, Sep 25, 2011 385 at Minnesota Vikings, Oct 18, 2009 384 at Oakland Raiders, Sep 20, 2015	Rushing Yards	57 at New York Giants, Nov 16, 2008 42 vs. Houston Texans, Nov 27, 2017 37 vs. Cincinnati Bengals, Sep 07, 2008
TD Passes	5 at Tampa Bay Buccaneers, Oct 12, 2014 4 at Cleveland Browns, Sep 18, 2022 ...2 more at 4.	Rushing Average	3.4 at St. Louis Rams, Sep 25, 2011 2.3 at Miami Dolphins, Dec 07, 2014
Long Passes	95t vs. Pittsburgh Steelers, Nov 06, 2016 80t vs. Cincinnati Bengals, Sep 07, 2014 75t at Houston Texans, Dec 24, 2023	Longest Runs	38t vs. Cincinnati Bengals, Sep 07, 2008 33 vs. Cleveland Browns, Dec 24, 2011 30 at New York Giants, Nov 16, 2008
Completion Percentage	80.0 vs. Denver Broncos, Nov 01, 2009 78.9 at Cincinnati Bengals, Jan 01, 2012 78.6 at Green Bay Packers, Nov 19, 2017	Rushing TDs	2 vs. Cleveland Browns, Oct 11, 2015 1 at Cleveland Browns, Dec 17, 2017 ...13 more at 1.

SINGLE-GAME HIGHS - POSTSEASON: QUARTERBACK

Pass Attempts	46 at Houston Texans, Jan 13, 2024 45 at New England Patriots, Jan 10, 2015 36 at New England Patriots, Jan 20, 2013 ...1 more at 36.	Passer Rating	125.6 vs. Indianapolis Colts, Jan 06, 2013 124.2 at San Francisco 49ers, Feb 03, 2013 116.2 at Denver Broncos, Jan 12, 2013
Pass Completions	34 at Houston Texans, Jan 13, 2024 28 at New England Patriots, Jan 10, 2015 25 at Kansas City Chiefs, Jan 09, 2011	Rush Attempts	8 at Pittsburgh Steelers, Jan 03, 2015 7 at Kansas City Chiefs, Jan 09, 2011 6 at New England Patriots, Jan 10, 2010
Yards Passing	331 at Denver Broncos, Jan 12, 2013 307 at Houston Texans, Jan 13, 2024 306 at New England Patriots, Jan 22, 2012	Rushing Yards	27 at New England Patriots, Jan 22, 2012 26 at Kansas City Chiefs, Jan 09, 2011 13 at Houston Texans, Jan 13, 2024
TD Passes	4 at New England Patriots, Jan 10, 2015 3 at San Francisco 49ers, Feb 03, 2013 ...2 more at 3.	Rushing Average	3.7 at Kansas City Chiefs, Jan 09, 2011 1.0 at Pittsburgh Steelers, Jan 03, 2015 14 at New England Patriots, Jan 20, 2013
Long Passes	70t at Denver Broncos, Jan 12, 2013 59t at Denver Broncos, Jan 12, 2013 56t at San Francisco 49ers, Feb 03, 2013	Longest Runs	...1 more at 14.
Completion Percentage	73.9 at Houston Texans, Jan 13, 2024 73.5 at Kansas City Chiefs, Jan 09, 2011 66.7 at San Francisco 49ers, Feb 03, 2013	Rushing TDs	1 at Miami Dolphins, Jan 04, 2009

300-YARD PASSING GAMES (39): REGULAR SEASON

DATE	TEAM	NO.	YDS.	AVG.	LG	TD
09/13/09	CHIEFS	26	307	11.8	31t	3
09/27/09	BROWNS	25	342	13.7	72t	1
10/18/09	at Vikings	28	385	13.8	63	2
11/21/10	at Panthers	24	301	12.5	56t	1
09/25/11	at Rams	27	389	14.4	74t	3
10/16/11	TEXANS	20	305	15.3	56	0
10/30/11	CARDINALS	31	336	10.8	37	0
11/06/11	at Steelers	28	300	10.7	29	1
09/23/12	PATRIOTS	28	382	13.6	41	3
09/27/12	BROWNS	28	356	12.7	39	1
11/11/12	RAIDERS	21	341	16.2	47t	3
11/25/12	at Chargers	30	355	11.8	54	1
12/23/12	GIANTS	25	309	12.4	43	2
09/05/13	at Broncos	34	362	10.6	34	2
09/29/13	at Bills	25	347	13.9	74	2
10/13/13	PACKERS	20	342	17.1	63	2
09/07/14	BENGALS	35	345	9.9	80t	1
09/28/14	PANTHERS	22	327	14.9	61t	3
10/12/14	at Buccaneers	21	306	14.6	56t	5
11/02/14	at Steelers	30	303	10.1	35t	2
12/28/14	BROWNS	22	312	14.2	53	2
09/20/15	at Raiders	32	384	12.0	38	2
09/27/15	BENGALS	32	362	11.3	50t	2
10/18/15	at 49ers	33	343	10.4	34t	2
11/01/15	CHARGERS	25	319	12.8	46	1
11/15/15	JAGUARS	34	316	9.3	29	3
09/18/16	at Browns	25	302	12.1	31	2
10/16/16	at Giants	26	307	11.8	70	0
12/04/16	DOLPHINS	36	381	10.6	53t	4
12/12/16	at Patriots	37	324	8.8	47	2
09/13/18	at Bengals	32	376	11.8	45	2
09/30/18	at Steelers	28	363	13.0	71	2
09/29/19	JAGUARS	22	303	13.8	39	3
09/11/22	RAVENS	37	309	8.4	24	1
09/18/22	at Browns	26	307	11.8	66t	4
12/10/23	JAGUARS	26	311	12.0	41t	3
12/17/23	BEARS	28	374	13.4	57	2
12/24/23	at Texans	27	368	13.6	75t	3
12/28/23	JETS	19	309	16.3	50t	3

300-YARD PASSING GAMES (3): POSTSEASON

DATE	TEAM	NO.	YDS.	AVG.	LG	TD
01/22/12	at Patriots	22	306	13.9	42	2
01/12/13	at Broncos	18	331	18.4	70t	3
01/13/24	at Texans	34	307	9.0	47	1

2008 GAME-BY-GAME REGULAR-SEASON STATISTICS (RAVENS)

DATE	OPPONENT	P/S	PASSING											RUSHING				W/L	SCORE
			ATT	CMP	YDS	PCT	Y/A	Y/C	TD	INT	LG	SK/YD	RATE	ATT	YDS	LG	TD		
09/07	Bengals	S	29	15	129	51.7	4.4	8.6	0	0	15	0/0	63.7	4	37	38t	1	W	17-10
09/21	Browns	S	19	13	129	68.4	6.8	9.9	0	2	19	1/7	47.8	6	-2	2	0	W	28-10
09/29	at Steelers	S	31	16	192	51.6	6.2	12.0	1	0	35	5/52	81.7	2	-1	0	0	L	20-23+
10/05	Titans	S	27	18	153	66.7	5.7	8.5	0	2	22	0/0	50.4	2	4	2	0	L	10-13
10/12	at Colts	S	38	28	241	73.7	6.3	8.6	0	3	54	4/32	57.0	3	12	11	0	L	3-31
10/19	at Dolphins	S	23	17	232	73.9	10.1	13.6	1	0	40	2/14	120.2	3	2	2	0	W	27-13
10/26	Raiders	S	24	12	140	50.0	5.8	11.7	1	0	70t	0/0	81.9	4	23	13	1	W	29-10
11/02	at Browns	S	29	17	248	58.6	8.6	14.6	2	0	47t	2/12	109.6	4	2	2	0	W	37-27
11/09	at Texans	S	23	15	185	65.2	8.0	12.3	2	0	43t	3/28	118.9	1	8	8	0	W	41-13
11/16	at Giants	S	33	20	164	60.6	5.0	8.2	1	2	16	1/10	58.1	6	57	30	0	L	10-30
11/23	Eagles	S	26	12	183	46.2	7.0	15.3	2	0	53t	3/45	95.5	5	3	5	0	W	36-7
11/30	at Bengals	S	29	19	280	65.5	9.7	14.7	2	0	70t	2/8	119.9	3	15	11	0	W	34-3
12/07	Redskins	S	21	10	134	47.6	6.4	13.4	1	1	30	0/0	64.4	4	11	9	0	W	24-10
12/14	Steelers	S	28	11	115	39.3	4.1	10.5	0	2	24	2/25	22.2	1	5	5	0	L	9-13
12/20	at Cowboys	S	25	17	149	68.0	6.0	8.8	1	0	23	5/26	96.9	4	4	14	0	W	33-24
12/28	Jaguars	S	23	17	297	73.9	12.9	17.5	0	0	48	2/17	115.8	0	0	0	0	W	27-7
2008 TOTALS		16-16	428	257	2,971	60.0	6.9	11.6	14	12	70T	32/276	80.3	52	180	38T	2	11-5	

+ - Overtime

2009 GAME-BY-GAME REGULAR-SEASON STATISTICS (RAVENS)

DATE	OPPONENT	P/S	PASSING											RUSHING				W/L	SCORE
			ATT	CMP	YDS	PCT	Y/A	Y/C	TD	INT	LG	SK/YD	RATE	ATT	YDS	LG	TD		
09/13	Chiefs	S	43	26	307	60.5	7.1	11.8	3	1	31t	1/4	95.8	5	18	6	0	W	38-24
09/20	at Chargers	S	26	17	190	65.4	7.3	11.2	2	1	27t	1/9	96.6	5	3	3	0	W	31-26
09/27	Browns	S	35	25	342	71.4	9.8	13.7	1	0	72t	1/9	111.8	2	5	3	0	W	34-3
10/04	at Patriots	S	47	27	264	57.4	5.6	9.8	2	1	22	2/17	78.7	1	2	2	0	L	21-27
10/11	Bengals	S	31	22	186	71.0	6.0	8.5	1	2	48t	2/11	70.1	1	9	9	0	L	14-17
10/18	at Vikings	S	43	28	385	65.1	9.0	13.8	2	0	63	3/18	109.2	0	0	0	0	L	31-33
11/01	Broncos	S	25	20	175	80.0	7.0	8.8	1	0	21	2/8	109.2	5	5	2	0	W	30-7
11/08	at Bengals	S	32	18	195	56.3	6.1	10.8	0	2	35	4/35	48.3	2	3	2	0	L	7-17
11/16	at Browns	S	18	13	155	72.2	8.6	11.9	0	0	41	2/9	98.1	1	-6	-6	0	W	16-0
11/22	Colts	S	35	23	256	65.7	7.3	11.1	0	1	45	0/0	75.4	2	-2	0	0	L	15-17
11/29	Steelers	S	35	23	289	65.7	8.3	12.6	1	0	54	5/28	100.8	1	-2	-2	0	W	20-17+
12/07	at Packers	S	36	15	137	41.7	3.8	9.1	1	3	23	3/18	27.2	3	16	10	0	L	14-27
12/13	Lions	S	20	13	230	65.0	11.5	17.7	1	0	62t	0/0	120.8	1	2	2	0	W	48-3
12/20	Bears	S	29	21	234	72.4	8.1	11.1	4	0	32t	2/22	135.6	2	5	3	0	W	31-7
12/27	at Steelers	S	25	13	166	52.0	6.6	12.8	2	1	30t	4/18	83.1	0	0	0	0	L	20-23
01/03	at Raiders	S	19	11	102	57.9	5.4	9.3	0	0	23	4/12	72.7	4	-2	1	0	W	21-13
2009 TOTALS		16-16	499	315	3,613	63.1	7.2	11.5	21	12	72T	36/218	88.9	35	56	10	0	9-7	

+ - Overtime

2010 GAME-BY-GAME REGULAR-SEASON STATISTICS (RAVENS)

DATE	OPPONENT	P/S	PASSING											RUSHING				W/L	SCORE
			ATT	CMP	YDS	PCT	Y/A	Y/C	TD	INT	LG	SK/YD	RATE	ATT	YDS	LG	TD		
09/13	at Jets	S	38	20	248	52.6	6.5	12.4	0	1	38	2/15	62.2	4	2	1	0	W	10-9
09/19	at Bengals	S	39	17	154	43.6	3.9	9.1	1	4	31t	1/4	23.8	3	9	8	0	L	10-15
09/26	Browns	S	31	22	262	71.0	8.5	11.9	3	0	34	0/0	128.7	4	-4	-1	0	W	24-17
10/03	at Steelers	S	37	24	256	64.9	6.9	10.7	1	1	40	1/6	82.7	2	1	2	0	W	17-14
10/10	Broncos	S	25	14	196	56.0	7.8	14.0	0	0	58	1/14	81.4	5	20	9	1	W	31-17
10/17	at Patriots	S	35	27	285	77.1	8.1	10.6	2	0	25t	3/7	119.3	2	5	5	0	L	20-23+
10/24	Bills	S	31	16	250	51.6	8.1	15.6	3	0	36	2/21	111.0	2	-1	0	0	W	37-34+
11/07	Dolphins	S	27	20	266	74.1	9.9	13.3	2	0	34	4/23	129.6	4	7	7	0	W	26-10
11/11	at Falcons	S	34	22	215	64.7	6.3	9.8	3	1	24	2/11	99.5	3	13	13	0	L	21-26
11/21	at Panthers	S	33	24	301	72.7	9.1	12.5	1	0	56t	3/23	110.8	1	0	0	0	W	37-13
11/28	Buccaneers	S	35	25	289	71.4	8.3	11.6	2	1	65t	4/32	103.2	3	-2	0	0	W	17-10
12/05	Steelers	S	33	17	266	51.5	8.1	15.6	1	0	67	4/40	88.7	3	15	14	0	L	10-13
12/13	at Texans	S	33	22	235	66.7	7.1	10.7	2	0	26t	5/45	107.5	0	0	0	0	W	34-28+
12/19	Saints	S	20	10	172	50.0	8.6	17.2	2	0	42	3/24	112.9	1	2	2	0	W	30-24
12/26	at Browns	S	19	12	102	63.2	5.4	8.5	2	1	22t	1/5	90.2	3	16	13	0	W	20-10
01/02	Bengals	S	19	14	125	73.7	6.6	8.9	0	1	37	4/24	69.0	3	1	3	0	W	13-7
2010 TOTALS	16-16		489	306	3,622	62.6	7.4	11.8	25	10	67	40/294	93.6	43	84	14	1	12-4	

+ - Overtime

2011 GAME-BY-GAME REGULAR-SEASON STATISTICS (RAVENS)

DATE	OPPONENT	P/S	PASSING											RUSHING				W/L	SCORE
			ATT	CMP	YDS	PCT	Y/A	Y/C	TD	INT	LG	SK/YD	RATE	ATT	YDS	LG	TD		
09/11	Steelers	S	29	17	224	58.6	7.7	13.2	3	0	29	1/9	117.6	0	0	0	0	W	35-7
09/18	at Titans	S	32	15	197	46.9	6.2	13.1	1	2	32	3/13	51.2	0	0	0	0	L	13-26
09/25	at Rams	S	48	27	389	56.3	8.1	14.4	3	0	74t	2/4	103.6	8	27	9	0	W	37-7
10/02	Jets	S	31	10	163	32.3	5.3	16.3	0	1	52	2/8	37.4	3	-3	-1	0	W	34-17
10/16	Texans	S	33	20	305	60.6	9.2	15.3	0	1	56	2/16	78.5	3	-1	1t	1	W	29-14
10/24	at Jaguars	S	38	21	137	55.3	3.6	6.5	1	1	20	3/25	61.0	0	0	0	0	L	7-12
10/30	Cardinals	S	51	31	336	60.8	6.6	10.8	0	1	37	3/38	72.0	4	15	10	0	W	30-27
11/06	at Steelers	S	47	28	300	59.6	6.4	10.7	1	0	29	3/11	85.4	0	0	0	0	W	23-20
11/13	at Seahawks	S	52	29	255	55.8	4.9	8.8	1	1	19	1/8	67.4	2	8	6	0	L	17-22
11/20	Bengals	S	27	17	270	63.0	10.0	15.9	2	1	49	1/2	105.5	3	-2	0	0	W	31-24
11/24	49ers	S	23	15	161	65.2	7.0	10.7	1	0	22	0/0	100.1	6	2	6	0	W	16-6
12/04	at Browns	S	23	10	158	43.5	6.9	15.8	0	0	32	1/0	66.9	4	-1	2	0	W	24-10
12/11	Colts	S	31	23	227	74.2	7.3	9.9	2	1	26	2/15	102.5	0	0	0	0	W	24-10
12/18	at Chargers	S	34	23	226	67.6	6.6	9.8	2	2	36t	5/40	81.3	1	12	12	0	L	14-34
12/24	Browns	S	24	11	132	45.8	5.5	12.0	2	1	42t	1/10	73.6	4	30	33	0	W	20-14
01/01	at Bengals	S	19	15	130	78.9	6.8	8.7	1	0	39	1/4	112.7	1	1	1	0	W	24-16
2011 TOTALS	16-16		542	312	3,610	57.6	6.7	11.6	20	12	74t	31/203	80.9	39	88	33	1	12-4	

2012 GAME-BY-GAME REGULAR-SEASON STATISTICS (RAVENS)

DATE	OPPONENT	P/S	PASSING											RUSHING				W/L	SCORE
			ATT	CMP	YDS	PCT	Y/A	Y/C	TD	INT	LG	SK/YD	RATE	ATT	YDS	LG	TD		
09/10	Bengals	S	29	21	299	72.4	10.3	14.2	2	0	52	3/21	128.4	2	-1	0	0	W	44-13
09/16	at Eagles	S	42	22	232	52.4	5.5	10.5	1	1	40	2/18	66.8	0	0	0	0	L	23-24
09/23	Patriots	S	39	28	382	71.8	9.8	13.6	3	1	41	0/0	117.7	2	3	5	0	W	31-30
09/27	Browns	S	46	28	356	60.9	7.7	12.7	1	1	39	4/19	83.2	2	4	3	1	W	23-16
10/07	at Chiefs	S	27	13	187	48.1	6.9	14.4	0	1	43	4/22	55.6	3	14	16	0	W	9-6
10/14	Cowboys	S	26	17	234	65.4	9.0	13.8	1	0	43	1/4	106.9	2	2	3	0	W	31-29
10/21	at Texans	S	43	21	147	48.8	3.4	7.0	1	2	15t	4/26	45.4	2	7	5	0	L	13-43
11/04	at Browns	S	24	15	153	62.5	6.4	10.2	1	0	27	1/8	94.6	2	1	2	0	W	25-15
11/11	Raiders	S	33	21	341	63.6	10.3	16.2	3	1	47t	0/0	115.8	1	1	1t	1	W	55-20
11/18	at Steelers	S	32	20	164	62.5	5.1	8.2	0	0	31	2/11	75.5	1	-1	-1	0	W	13-10
11/25	at Chargers	S	51	30	355	58.8	7.0	11.8	1	0	54	5/39	86.6	4	-4	0	0	W	16-13+
12/02	Steelers	S	34	16	188	47.1	5.5	11.8	1	1	31	3/11	61.9	1	-1	-1	0	L	20-23
12/09	at Redskins	S	21	16	182	76.2	8.7	11.4	3	1	31t	2/9	121.4	5	9	5	0	L	28-31+
12/16	Broncos	S	40	20	254	50.0	6.4	12.7	2	1	61t	3/32	76.5	2	-2	-1	0	L	17-34
12/23	Giants	S	36	25	309	69.4	8.6	12.4	2	0	43	0/0	114.2	3	-10	1t	1	W	33-14
12/30	at Bengals	S	8	4	34	50.0	4.3	8.5	0	0	24	1/7	61.5	0	0	0	0	L	17-23
2012 TOTALS	16-16		531	317	3,817	59.7	7.2	12.0	22	10	61t	35/227	87.7	32	22	16	3	10-6	

+ - Overtime

2013 GAME-BY-GAME REGULAR-SEASON STATISTICS (RAVENS)

DATE	OPPONENT	P/S	PASSING											RUSHING				W/L	SCORE
			ATT	CMP	YDS	PCT	Y/A	Y/C	TD	INT	LG	SK/YD	RATE	ATT	YDS	LG	TD		
09/05	at Broncos	S	62	34	362	54.8	5.8	10.6	2	2	34	4/27	69.4	0	0	0	0	L	27-49
09/15	Browns	S	33	22	211	66.7	6.4	9.6	1	0	27	2/14	94.4	4	6	9	0	W	14-6
09/22	Texans	S	24	16	171	66.7	7.1	10.7	0	0	48	2/10	87.2	0	0	0	0	W	30-9
09/29	at Bills	S	50	25	347	50.0	6.9	13.9	2	5	74	4/26	46.4	0	0	0	0	L	20-23
10/06	at Dolphins	S	32	19	269	59.4	8.4	14.2	0	1	43	2/18	73.6	2	13	14	0	W	26-23
10/13	Packers	S	34	20	342	58.8	10.1	17.1	2	0	63	5/29	112.6	1	6	6	0	L	17-19
10/20	at Steelers	S	34	24	215	70.6	6.3	9.0	1	0	41	1/10	97.1	2	14	12	0	L	16-19
11/03	at Browns	S	41	24	250	58.5	6.1	10.4	2	1	46	5/27	82.3	3	25	15	0	L	18-24
11/10	Bengals	S	36	20	140	55.6	3.9	7.0	2	2	18	5/36	60.0	1	4	4	0	W	20-17+
11/17	at Bears	S	31	17	162	54.8	5.2	9.5	1	2	17	3/19	53.4	4	20	11	0	L	20-23+
11/24	Jets	S	26	17	273	65.4	10.5	16.1	1	1	66t	4/28	97.1	0	0	0	0	W	19-3
11/28	Steelers	S	35	24	251	68.6	7.2	10.5	1	0	54	2/14	98.6	4	7	9	0	W	22-20
12/08	Vikings	S	50	28	245	56.0	4.9	8.8	3	3	35	2/17	64.2	1	22	22	0	W	29-26
12/16	at Lions	S	38	20	222	52.6	5.8	11.1	0	0	27	1/7	70.3	2	13	7	0	W	18-16
12/22	Patriots	S	38	22	260	57.9	6.8	11.8	0	2	42	4/25	56.9	2	0	1t	1	L	7-41
12/29	at Bengals	S	50	30	192	60.0	3.8	6.4	1	3	14	2/17	49.8	1	1	1	0	L	17-34
2013 TOTALS		16-16	614	362	3,912	59.0	6.4	10.8	19	22	74	48/324	73.1	27	131	22	1	8-8	

+ - Overtime

2014 GAME-BY-GAME REGULAR-SEASON STATISTICS (RAVENS)

DATE	OPPONENT	P/S	PASSING											RUSHING				W/L	SCORE
			ATT	CMP	YDS	PCT	Y/A	Y/C	TD	INT	LG	SK/YD	RATE	ATT	YDS	LG	TD		
09/07	Bengals	S	62	35	345	56.5	5.6	9.9	1	1	80t	3/16	71.0	3	7	3	0	L	16-23
09/11	Steelers	S	29	21	166	72.4	5.7	7.9	2	0	24	0/0	109.3	5	3	3	0	W	26-6
09/21	at Browns	S	31	19	217	61.3	7.0	11.4	1	1	33	0/0	79.6	4	6	7	0	W	23-21
09/28	Panthers	S	31	22	327	71.0	10.5	14.9	3	0	61t	0/0	137.4	1	3	3	0	W	38-10
10/05	at Colts	S	38	22	235	57.9	6.2	10.7	0	1	30	4/38	65.1	0	0	0	0	L	13-20
10/12	at Buccaneers	S	28	21	306	75.0	10.9	14.6	5	0	56t	0/0	149.7	0	0	0	0	W	48-17
10/19	Falcons	S	25	16	258	64.0	10.3	16.1	2	2	49	1/10	91.8	1	4	4	0	W	29-7
10/26	at Bengals	S	34	17	195	50.0	5.7	11.5	0	2	29	1/8	43.1	2	12	13	0	L	24-27
11/02	at Steelers	S	45	30	303	66.7	6.7	10.1	2	1	35t	4/34	91.3	1	2	2	0	L	23-43
11/09	Titans	S	27	16	169	59.3	6.3	10.6	1	0	32t	1/8	89.9	3	-2	0	0	W	21-7
11/24	at Saints	S	24	18	243	75.0	10.1	13.5	1	0	40	1/9	120.7	2	2	3	0	W	34-27
11/30	Chargers	S	31	19	225	61.3	7.3	11.8	2	0	31	0/0	104.9	2	3	2	1	L	33-34
12/07	at Dolphins	S	33	25	269	75.8	8.2	10.8	2	1	29	1/5	106.8	7	16	15	1	W	28-13
12/14	Jaguars	S	30	20	221	66.7	7.4	11.1	1	0	29	0/0	99.4	4	8	10	0	W	20-12
12/21	at Texans	S	50	21	195	42.0	3.9	9.3	2	3	20t	2/17	41.7	1	5	5	0	L	13-25
12/28	Browns	S	36	22	312	61.1	8.7	14.2	2	0	53	1/22	107.6	3	1	3	0	W	20-10
2014 TOTALS		16-16	554	344	3,986	62.1	7.2	11.6	27	12	80T	19/167	91.0	39	70	15	2	10-6	

2015 GAME-BY-GAME REGULAR-SEASON STATISTICS (RAVENS)

DATE	OPPONENT	P/S	PASSING											RUSHING				W/L	SCORE
			ATT	CMP	YDS	PCT	Y/A	Y/C	TD	INT	LG	SK/YD	RATE	ATT	YDS	LG	TD		
09/13	at Broncos	S	32	18	117	56.3	3.7	6.5	0	2	22	2/17	38.2	0	0	0	0	L	13-19
09/20	at Raiders	S	45	32	394	71.1	8.5	12.0	2	1	38	0/0	102.5	2	2	2	0	L	33-37
09/27	Bengals	S	49	32	362	65.3	7.4	11.3	2	1	50t	0/0	92.4	0	0	0	0	L	24-28
10/01	at Steelers	S	33	20	189	60.6	5.7	9.5	1	1	20	5/21	73.9	3	0	0	0	W	23-20+
10/11	Browns	S	35	19	210	54.3	6.0	11.1	1	0	48	1/14	81.8	2	2	1t	2	L	30-33+
10/18	at 49ers	S	53	33	343	62.3	6.5	10.4	2	2	34t	0/0	77.8	0	0	0	0	L	20-25
10/26	at Cardinals	S	40	26	252	65.0	6.3	9.7	1	1	31	3/31	80.4	0	0	0	0	L	18-26
11/01	Chargers	S	37	25	319	67.6	8.6	12.8	1	0	46	3/26	103.3	4	2	2	1	W	29-26
11/15	Jaguars	S	45	34	316	75.6	7.0	9.3	3	2	29	1/8	98.0	2	17	16	0	L	20-22
11/22	Rams	S	44	27	299	61.4	6.8	11.1	1	2	46	1/7	70.2	0	0	0	0	W	16-13
2015 TOTALS		10-10	413	266	2,791	64.4	6.8	10.5	14	12	50T	16/124	83.1	13	23	16	3	3-7	

+ - Overtime

2016 GAME-BY-GAME REGULAR-SEASON STATISTICS (RAVENS)

DATE	OPPONENT	P/S	PASSING											RUSHING				W/L	SCORE
			ATT	CMP	YDS	PCT	Y/A	Y/C	TD	INT	LG	SK/YD	RATE	ATT	YDS	LG	TD		
09/11	Bills	S	33	22	258	66.7	7.8	11.7	1	0	66t	4/33	100.3	4	-3	0	0	W	13-7
09/18	at Browns	S	45	25	302	55.6	6.7	12.1	2	2	31	0/0	72.6	1	1	1	0	W	25-20
09/25	at Jaguars	S	40	29	214	72.5	5.4	7.4	0	2	23	2/15	64.0	3	12	7t	1	W	19-17
10/02	Raiders	S	52	32	298	61.5	5.7	9.3	1	0	52t	2/16	83.7	1	1	1t	1	L	27-28
10/09	Redskins	S	46	30	210	65.2	4.6	7.0	1	0	15	3/22	82.7	1	6	6	0	L	10-16
10/16	at Giants	S	48	26	307	54.2	6.4	11.8	0	0	70	2/14	73.9	1	0	0	0	L	23-27
10/23	at Jets	S	44	25	248	56.8	5.6	9.9	0	2	53	2/14	54.0	1	1	1	0	L	16-24
11/06	Steelers	S	30	18	241	60.0	8.0	13.4	1	1	95t	3/26	82.8	3	12	14	0	W	21-14
11/10	Browns	S	41	30	296	73.2	7.2	9.9	3	2	27t	2/19	97.2	1	3	3	0	W	28-7
11/20	at Cowboys	S	35	23	269	65.7	7.7	11.7	1	0	27	1/2	98.4	1	6	6	0	L	17-27
11/27	Bengals	S	36	25	234	69.4	6.5	9.4	1	1	31	2/15	84.7	2	19	16	0	W	19-14
12/04	Dolphins	S	47	36	381	76.6	8.1	10.6	4	1	53t	0/0	119.2	0	0	0	0	W	38-6
12/12	at Patriots	S	52	37	324	71.2	6.2	8.8	2	1	47	2/18	92.1	1	1	1	0	L	23-30
12/18	Eagles	S	30	16	206	53.3	6.9	12.9	2	1	54	3/17	83.5	1	-1	-1	0	W	27-26
12/25	at Steelers	S	44	30	262	68.2	6.0	8.7	1	1	44	2/16	81.8	0	0	0	0	L	27-31
01/01	at Bengals	S	49	32	267	65.3	5.4	8.3	0	1	39	3/16	70.7	0	0	0	0	L	10-27
2016 TOTALS		16-16	672	436	4,317	64.9	6.4	9.9	20	15	95T	33/243	83.5	21	58	16	2	8-8	

2017 GAME-BY-GAME REGULAR-SEASON STATISTICS (RAVENS)

DATE	OPPONENT	P/S	PASSING											RUSHING				W/L	SCORE
			ATT	CMP	YDS	PCT	Y/A	Y/C	TD	INT	LG	SK/YD	RATE	ATT	YDS	LG	TD		
09/10	at Bengals	S	17	9	121	52.9	7.1	13.4	1	1	48t	1/10	71.0	0	0	0	0	W	20-0
09/17	Browns	S	34	25	217	73.5	6.4	8.7	2	1	23	2/16	97.3	1	-1	-1	0	W	24-10
09/24	at Jaguars	S	18	8	28	44.4	1.6	3.5	0	2	8	2/12	12.0	0	0	0	0	L	7-44
10/01	Steelers	S	49	31	235	63.3	4.8	7.6	1	2	16t	4/29	64.6	0	0	0	0	L	9-26
10/08	at Raiders	S	26	19	222	73.1	8.5	11.7	0	0	54	0/0	98.6	3	-4	-1	0	W	30-17
10/15	Bears	S	41	24	180	58.5	4.4	7.5	0	2	17	3/14	48.8	1	2	2	0	L	24-27+
10/22	at Vikings	S	39	27	186	69.2	4.8	6.9	1	0	23	5/42	88.2	1	0	0	0	L	16-24
10/26	Dolphins	S	15	10	101	66.7	6.7	10.1	1	0	34t	0/0	107.9	1	9	9	0	W	40-0
11/05	at Titans	S	52	34	261	65.4	5.0	7.7	2	2	19	2/9	74.3	1	7	7	0	L	20-23
11/19	at Packers	S	28	22	183	78.6	6.5	8.3	1	1	33	3/22	90.9	2	-1	0	0	W	23-0
11/27	Texans	S	32	20	141	62.5	4.4	7.1	0	0	24	1/8	72.5	6	42	25	0	W	23-16
12/03	Lions	S	36	23	269	63.9	7.5	11.7	2	0	66	0/0	105.0	1	-1	-1	0	W	44-20
12/10	at Steelers	S	35	20	269	57.1	7.7	13.5	2	1	40	1/8	88.9	0	0	0	0	L	38-39
12/17	at Browns	S	42	26	288	61.9	6.9	11.1	1	0	33t	1/9	90.2	4	3	3	1	W	27-10
12/23	Colts	S	38	29	237	76.3	6.2	8.2	2	0	23	1/17	109.2	4	-2	1	0	W	23-16
12/31	Bengals	S	47	25	203	53.2	4.3	8.1	2	1	16	1/9	69.7	0	0	0	0	L	27-31
2017 TOTALS		16-16	549	352	3,141	64.1	5.7	8.9	18	13	66	27/205	80.4	25	54	25	1	9-7	

+ - Overtime

2018 GAME-BY-GAME REGULAR-SEASON STATISTICS (RAVENS)

DATE	OPPONENT	P/S	PASSING											RUSHING				W/L	SCORE
			ATT	CMP	YDS	PCT	Y/A	Y/C	TD	INT	LG	SK/YD	RATE	ATT	YDS	LG	TD		
09/09	Bills	S	34	25	236	73.5	6.9	9.4	3	0	29	1/0	121.7	2	3	3	0	W	47-3
09/13	at Bengals	S	55	32	376	58.2	6.8	11.8	2	2	45	4/17	76.0	3	8	3	0	L	23-34
09/23	Broncos	S	40	25	277	62.5	6.9	11.1	1	0	44	2/12	91.4	4	2	5	0	W	27-14
09/30	at Steelers	S	42	28	363	66.7	8.6	13.0	2	0	71	2/8	109.5	2	-3	-1	0	W	26-14
10/07	at Browns	S	56	29	298	51.8	5.3	10.3	0	1	28	2/4	60.0	2	13	11	0	L	9-12+
10/14	at Titans	S	37	25	238	67.6	6.4	9.5	1	1	27	0/0	82.9	3	4	3	0	W	21-0
10/21	Saints	S	39	23	279	59.0	7.2	12.1	2	0	56	1/10	98.1	1	4	4	0	L	23-24
10/28	at Panthers	S	39	22	192	56.4	4.9	8.7	1	2	19	2/14	56.8	2	14	13	0	L	21-36
11/04	Steelers	S	37	23	206	62.2	5.6	9.0	0	0	30	2/14	77.1	0	0	0	0	L	16-23
11/18	Bengals																	W	24-21
11/25	Raiders																	W	34-17
12/02	at Falcons																	W	26-16
12/09	at Chiefs																	L	24-27+
12/16	Buccaneers																	W	20-12
12/22	at Chargers																	W	22-10
12/30	Browns																	W	26-24
2018 TOTALS		9-9	379	232	2,465	61.2	6.5	10.6	12	6	71	16/79	84.2	19	45	13	0	10-6	

+ - Overtime

2019 GAME-BY-GAME REGULAR-SEASON STATISTICS (BRONCOS)

DATE	OPPONENT	P/S	PASSING											RUSHING				W/L	SCORE
			ATT	CMP	YDS	PCT	Y/A	Y/C	TD	INT	LG	SK/YD	RATE	ATT	YDS	LG	TD		
09/09	at Raiders	S	31	21	268	67.7	8.6	12.8	1	0	53	3/19	105.3	1	1	1	0	L	16-24
09/15	Bears	S	50	35	292	70.0	5.8	8.3	1	1	24	2/10	83.1	0	0	0	0	L	14-16
09/22	at Packers	S	29	20	213	69.0	7.3	10.7	0	1	52	6/52	75.8	2	5	3	0	L	16-27
09/29	Jaguars	S	38	22	303	57.9	8.0	13.8	3	1	39	0/0	98.9	1	-1	-1	0	L	24-26
10/06	at Chargers	S	20	14	182	70.0	9.1	13.0	1	1	70t	3/23	94.2	3	7	6	0	W	20-13
10/13	Titans	S	28	18	177	64.3	6.3	9.8	0	1	41	1/10	67.1	4	-1	1	0	W	16-0
10/17	Chiefs	S	34	21	213	61.8	6.3	10.1	0	0	41	8/72	79.7	0	0	0	0	L	6-30
10/27	at Colts	S	32	20	174	62.5	5.4	8.7	0	0	33	3/8	76.8	1	9	9	0	L	13-15
11/03	Browns																	W	24-19
11/17	at Vikings																	L	23-27
11/24	at Bills																	L	3-20
12/01	Chargers																	W	23-20
12/08	at Texans																	W	38-24
12/15	at Chiefs																	L	3-23
12/22	Lions																	W	27-17
12/29	Raiders																	W	16-15
2019 TOTALS			8-8	262	171	1,822	65.3	7.0	10.7	6	5	70T	26/194	85.1	12	20	9	0	7-9

2020 GAME-BY-GAME REGULAR-SEASON STATISTICS (JETS)

DATE	OPPONENT	P/S	PASSING											RUSHING				W/L	SCORE	
			ATT	CMP	YDS	PCT	Y/A	Y/C	TD	INT	LG	SK/YD	RATE	ATT	YDS	LG	TD			
09/13	at Bills																		L	17-27
09/20	49ers																		L	13-31
09/27	at Colts																		L	7-36
10/01	Broncos	P	2	2	16	100.0	8.0	8.0	0	0	11	0/0	100.0	0	0	0	0	L	28-37	
10/11	Cardinals	S	33	18	195	54.5	5.9	10.8	1	0	52	2/17	82.3	4	20	9	0	L	10-30	
10/18	at Dolphins	S	44	21	186	47.7	4.2	8.9	0	1	22	3/38	50.0	1	0	0	0	L	0-24	
10/25	Bills																	L	10-18	
11/01	at Chiefs																	L	9-35	
11/09	Patriots	S	25	18	262	72.0	10.5	14.6	3	1	50t	1/5	128.7	0	0	0	0	L	27-30	
11/22	at Chargers	S	30	15	205	50.0	6.8	13.7	2	1	49t	1/9	80.6	1	2	2	0	L	28-34	
11/29	Dolphins																	L	3-20	
12/06	Raiders																	L	28-31	
12/13	at Seahawks																	L	3-40	
12/20	at Rams																	W	23-20	
12/27	Browns																	W	23-16	
01/03	at Patriots																	L	14-28	
2020 TOTALS			5-4	134	74	864	55.2	6.4	11.7	6	3	52	7/69	80.6	6	22	9	0	2-14	

2021 GAME-BY-GAME REGULAR-SEASON STATISTICS (EAGLES/JETS)

DATE	OPPONENT	P/S	PASSING											RUSHING				W/L	SCORE	
			ATT	CMP	YDS	PCT	Y/A	Y/C	TD	INT	LG	SK/YD	RATE	ATT	YDS	LG	TD			
09/12	at Falcons																		W	32-6
09/19	49ers																		L	11-17
09/27	at Cowboys																		L	21-41
10/03	Chiefs																		L	30-42
10/10	at Panthers																		W	21-18
10/14	Buccaneers																		L	22-28
10/24	at Raiders																		L	22-33
10/31	at Lions																		W	44-6
11/04	at Colts																		L	30-45
11/14	Bills	P	3	3	47	100.0	15.7	15.7	1	0	25	0/0	158.3	0	0	0	0	L	17-45	
11/21	Dolphins	S	39	24	291	61.5	7.5	12.1	2	0	62t	2/13	101.5	2	3	2	0	L	17-24	
11/28	at Texans																		W	21-14
12/05	Eagles																		L	18-33
12/12	Saints																		L	9-30
12/19	at Dolphins																		L	24-31
12/26	Jaguars																		W	26-21
01/02	Buccaneers																		L	24-28
01/09	at Bills																		L	10-27
2021 TOTALS			2-1	42	27	338	64.3	8.0	12.5	3	0	62T	2/13	113.0	2	3	2	0	5-13	

2022 GAME-BY-GAME REGULAR-SEASON STATISTICS (JETS)

DATE	OPPONENT	P/S	PASSING											RUSHING				W/L	SCORE
			ATT	CMP	YDS	PCT	Y/A	Y/C	TD	INT	LG	SK/YD	RATE	ATT	YDS	LG	TD		
09/11	at Ravens	S	59	37	309	62.7	5.2	8.4	1	1	24	3/12	74.8	1	0	0	0	L	9-24
09/18	at Browns	S	44	26	307	59.1	7.0	11.8	4	0	66t	2/15	110.7	2	6	7	0	W	31-30
09/25	Bengals	S	52	28	285	53.8	5.5	10.2	0	2	23	4/33	53.8	0	0	0	0	L	12-27
10/02	at Steelers		DID NOT PLAY (NON-INJURY)															W	24-20
10/09	Dolphins		DID NOT PLAY (NON-INJURY)															W	40-17
10/16	at Packers		DID NOT PLAY (NON-INJURY)															W	27-10
10/23	at Broncos		DID NOT PLAY (NON-INJURY)															W	16-9
10/30	Patriots		ON INACTIVE LIST															L	17-22
11/06	Bills		ON INACTIVE LIST															W	20-17
11/20	at Patriots		ON INACTIVE LIST															L	3-10
11/27	Bears		DID NOT PLAY (NON-INJURY)															W	31-10
12/04	at Vikings		DID NOT PLAY (NON-INJURY)															L	22-27
12/11	at Bills	P	3	1	1	33.3	0.3	1.0	0	0	1	1/6	42.4	0	0	0	0	L	12-20
12/18	Lions		DID NOT PLAY (NON-INJURY)															L	17-20
12/22	Jaguars		DID NOT PLAY (NON-INJURY)															L	3-19
01/01	at Seahawks		DID NOT PLAY (NON-INJURY)															L	6-23
01/08	at Dolphins	S	33	18	149	54.5	4.5	8.3	0	0	36	0/0	66.4	0	0	0	0	L	6-11
2022 TOTALS			5-4	191	110	1,051	57.6	5.5	9.6	5	3	66T	10/66	75.2	3	6	7	0	7-10

2023 GAME-BY-GAME REGULAR-SEASON STATISTICS (JETS/BROWNS)

DATE	OPPONENT	P/S	PASSING											RUSHING				W/L	SCORE
			ATT	CMP	YDS	PCT	Y/A	Y/C	TD	INT	LG	SK/YD	RATE	ATT	YDS	LG	TD		
09/17	at Cowboys		NOT ON ROSTER															L	10-30
09/24	Patriots		NOT ON ROSTER															L	10-15
10/01	Chiefs		NOT ON ROSTER															L	20-23
10/08	at Broncos		NOT ON ROSTER															W	31-21
10/15	Eagles		NOT ON ROSTER															W	20-14
10/29	at Giants		NOT ON ROSTER															W	13-10+
11/06	Chargers		NOT ON ROSTER															L	6-27
11/12	at Raiders		NOT ON ROSTER															L	12-16
11/19	at Bills		NOT ON ROSTER															L	6-32
11/26	at Broncos		Went from Jets to Browns.															L	12-29
12/03	at Rams	S	44	23	254	52.3	5.8	11.0	2	1	42	2/14	75.4	0	0	0	0	L	19-36
12/10	Jaguars	S	45	26	311	57.8	6.9	12.0	3	1	41t	1/4	92.0	4	-1	2	0	W	31-27
12/17	Bears	S	44	28	374	63.6	8.5	13.4	2	3	57	4/31	77.3	1	-1	-1	0	W	20-17
12/24	at Texans	S	42	27	368	64.3	8.8	13.6	3	2	75t	0/0	96.1	2	1	2	0	W	36-22
12/28	Jets	S	29	19	309	65.5	10.7	16.3	3	1	50t	1/8	121.2	2	3	3	0	W	37-20
01/07	at Bengals		DID NOT PLAY (NON-INJURY)															L	14-31
2023 TOTALS			5-5	204	123	1,616	60.3	7.9	13.1	13	8	75T	8/57	90.2	9	2	3	0	7-9

+ - Overtime

2008 GAME-BY-GAME POSTSEASON STATISTICS (RAVENS)

DATE	OPPONENT	P/S	PASSING											RUSHING				W/L	SCORE
			ATT	CMP	YDS	PCT	Y/A	Y/C	TD	INT	LG	SK/YD	RATE	ATT	YDS	LG	TD		
01/04	at Dolphins	S	23	9	135	39.1	5.9	15.0	0	0	31	0/0	59.1	5	8	5t	1	W	27-9
01/10	at Titans	S	22	11	161	50.0	7.3	14.6	1	0	48t	0/0	89.4	5	5	3	0	W	13-10
01/18	at Steelers	S	30	13	141	43.3	4.7	10.8	0	3	22	3/16	18.2	2	-8	0	0	L	14-23
2008 TOTALS			3-3	75	33	437	44.0	5.8	13.2	1	3	48T	3/16	50.8	12	5	5T	1	2-1

2009 GAME-BY-GAME POSTSEASON STATISTICS (RAVENS)

DATE	OPPONENT	P/S	PASSING											RUSHING				W/L	SCORE
			ATT	CMP	YDS	PCT	Y/A	Y/C	TD	INT	LG	SK/YD	RATE	ATT	YDS	LG	TD		
01/10	at Patriots	S	10	4	34	40.0	3.4	8.5	0	1	17	0/0	10.0	6	5	7	0	W	33-14
01/16	at Colts	S	35	20	189	57.1	5.4	9.5	0	2	27	1/6	48.4	1	2	2	0	L	3-20
2009 TOTALS			2-2	45	24	223	53.3	5.0	9.3	0	3	27	1/6	39.4	7	7	7	0	1-1

2010 GAME-BY-GAME POSTSEASON STATISTICS (RAVENS)

DATE	OPPONENT	P/S	PASSING											RUSHING				W/L	SCORE
			ATT	CMP	YDS	PCT	Y/A	Y/C	TD	INT	LG	SK/YD	RATE	ATT	YDS	LG	TD		
01/09	at Chiefs	S	34	25	265	73.5	7.8	10.6	2	0	28	4/17	115.4	7	26	13	0	W	30-7
01/15	at Steelers	S	30	16	125	53.3	4.2	7.8	1	1	21	5/34	61.1	2	-1	0	0	L	24-31
2010 TOTALS			2-2	64	41	390	64.1	6.1	9.5	3	1	28	9/51	90.0	9	25	13	0	1-1

2011 GAME-BY-GAME POSTSEASON STATISTICS (RAVENS)

DATE	OPPONENT	P/S	PASSING											RUSHING				W/L	SCORE
			ATT	CMP	YDS	PCT	Y/A	Y/C	TD	INT	LG	SK/YD	RATE	ATT	YDS	LG	TD		
01/15	Texans	S	27	14	176	51.9	6.5	12.6	2	0	30	5/36	97.1	2	-1	0	0	W	20-13
01/22	at Patriots	S	36	22	306	61.1	8.5	13.9	2	1	42	3/24	95.4	4	27	14	0	L	20-23
2011 TOTALS		2-2	63	36	482	57.1	7.7	13.4	4	1	42	8/60	96.1	6	26	14	0	1-1	

2012 GAME-BY-GAME POSTSEASON STATISTICS (RAVENS)

DATE	OPPONENT	P/S	PASSING											RUSHING				W/L	SCORE
			ATT	CMP	YDS	PCT	Y/A	Y/C	TD	INT	LG	SK/YD	RATE	ATT	YDS	LG	TD		
01/06	Colts	S	23	12	282	52.2	12.3	23.5	2	0	50	1/13	125.6	3	-3	-1	0	W	24-9
01/12	at Broncos	S	34	18	331	52.9	9.7	18.4	3	0	70t	1/7	116.2	2	7	7	0	W	38-35+
01/20	at Patriots	S	36	21	240	58.3	6.7	11.4	3	0	26	2/5	106.2	3	12	14	0	W	28-13
02/03	at 49ers	S	33	22	287	66.7	8.7	13.0	3	0	56t	2/13	124.2	0	0	0	0	W	34-31
2012 TOTALS		4-4	126	73	1,140	57.9	9.0	15.6	11	0	70T	6/38	117.2	8	16	14	0	4-0	

+ - Overtime

2014 GAME-BY-GAME POSTSEASON STATISTICS (RAVENS)

DATE	OPPONENT	P/S	PASSING											RUSHING				W/L	SCORE
			ATT	CMP	YDS	PCT	Y/A	Y/C	TD	INT	LG	SK/YD	RATE	ATT	YDS	LG	TD		
01/03	at Steelers	S	29	18	259	62.1	8.9	14.4	2	0	40	1/13	114.0	8	8	9	0	W	30-17
01/10	at Patriots	S	45	28	292	62.2	6.5	10.4	4	2	35	0/0	92.1	0	0	0	0	L	31-35
2014 TOTALS		2-2	74	46	551	62.2	7.4	12.0	6	2	40	1/13	100.7	8	8	9	0	1-1	

2018 GAME-BY-GAME POSTSEASON STATISTICS (RAVENS)

DATE	OPPONENT	P/S	PASSING											RUSHING				W/L	SCORE	
			ATT	CMP	YDS	PCT	Y/A	Y/C	TD	INT	LG	SK/YD	RATE	ATT	YDS	LG	TD			
01/06	Chargers		DID NOT PLAY (NON-INJURY)															L	17-23	
2018 TOTALS		0-0	0	0	0	0.0	0.0	0.0	0	0	0	0/0	0.0	0	0	0	0	0	0-1	

2023 GAME-BY-GAME POSTSEASON STATISTICS (BROWNS)

DATE	OPPONENT	P/S	PASSING											RUSHING				W/L	SCORE
			ATT	CMP	YDS	PCT	Y/A	Y/C	TD	INT	LG	SK/YD	RATE	ATT	YDS	LG	TD		
01/13	at Texans	S	46	34	307	73.9	6.7	9.0	1	2	47	4/39	80.6	3	13	8	0	L	14-45
2023 TOTALS		1-1	46	34	307	73.9	6.7	9.0	1	2	47	4/39	80.6	3	13	8	0	0-1	

DALLIS FLOWERS

CORNERBACK

(DALL-iss)

21

6-1 196 LBS

NFL EXP: 3

(3RD YEAR WITH THE COLTS)

BORN: 6/4/97



**COLLEGE:
PITTSBURG
STATE**

4TH-AND-SHORT

- In his first two seasons, he appeared in 17 games (five starts) and recorded 23 tackles (17 solo), 1.0 tackle for loss, three passes defended, one forced fumble, one fumble recovery and six special teams stops. He also returned three punts for 13 yards and 24 kickoffs for 734 yards (30.6 avg.).
- Named to the 2022 PFWA All-Rookie Team as a kick returner after leading the NFL in kickoff return average (31.1).
- In Week 12 of 2022 vs. PIT, he recorded an 89-yard kickoff return. It was the longest non-scoring return by a Colts player since 2003.
- Set the Colts single-season highest kickoff return average (31.1) by a rookie in 2022.

DOWN THE STRETCH

What is on your bucket list: Make the playoffs.

Pets: A Merle Franchie named Chief.

Pregame ritual: Catch punts, jog around the field, do a couple DB drills and a couple one hand grabs while listening to music.

Nickname: Dallo

Who is your mentor: God

Who is your favorite artist: Future

What are your pet peeves: When someone asks the same question repeatedly.

What are your hobbies off the field: Sleeping



Signed by the Colts as an undrafted free agent on May 13, 2022.

 @21degrees21

 @_dallo21

NFL HIGHLIGHTS

- He has played in 17 games (five starts) in two seasons (2022-23) with the Colts and has totaled 23 tackles (17 solo), 1.0 tackle for loss, three passes defended, one forced fumble and one fumble recovery. He also has six special teams tackles as well as 24 kickoff returns for 734 yards and three punt returns for 13 yards.
- He started four games in 2023 and tallied 15 tackles (11 solo), 1.0 tackle for loss and three passes defended. In Week 4 vs. LAR, he registered four tackles (three solo), 1.0 tackle for loss and two passes defended. He was placed on the Injured Reserve list on Oct. 3.
- In 2022, he appeared in 13 games (one start) and recorded eight tackles (six solo), one forced fumble, one fumble recovery and six special teams stops. He also earned PFWA All-Rookie Team honors as a kick returner after he returned 23 kickoffs for 715 yards (31.1 avg.) and three punts for 13 yards. He led the league in kickoff return average. In Week 12 vs. PIT, he returned an 89-yard kickoff to begin the second half. It marked the longest kickoff return by a Colts player since Isaiah Rodgers Sr. in Week 5 of 2020 (101) and was the longest kickoff return by a rookie that season. It was also the longest non-scoring kickoff return by an Indianapolis player since Brad Pyatt in Week 5 of 2003 (90). Flowers (118) and Isaiah Rodgers Sr. (107) recorded over 100 kickoff return yards. They were the first duo on the same team to each tally at least 100 kickoff return yards since Eric Decker and Cassius Vaughn for the Denver Broncos in Week 17 of 2010. In Week 13 at DAL, he returned six kickoffs for 150 yards which is tied for the fourth most kickoffs returned and sixth most kickoff return yards by a rookie in franchise history. In Week 15 at MIN, he recorded five kickoff returns for 175 yards (35.0 avg.). His 175 return yards are the second most by a single player in an NFL game that season. In Week 17 at NYG, he returned three kickoffs for 100 yards (33.3 avg.).

COLLEGE HIGHLIGHTS

- He saw action in 11 games (nine starts) in one season (2021) at Pittsburg State and tallied 21 tackles (16 solo), 1.5 tackles for loss, 10 passes defended and four interceptions. He also returned 17 kicks for 573 yards and two touchdowns. Before Pittsburg State, he attended Grand View (2018-20) and was a two-time NAIA All-America selection. Flowers also attended Robert Morris (Ill.) and Tiffin prior to Grand View.
- In 2021, he earned First Team All-MIAA honors at Pittsburg State.
- Prior to Pittsburg State, he was a two-time NAIA All-America selection as a kick returner and cornerback at Grand View (2019-20). He was also a member of the basketball team at Grand View. At Robert Morris, Flowers was a member of the football and basketball teams.

PERSONAL

- Attended Oak Park-River Forest High School in Oak Park, Ill.
- Was an All-Conference and All-Area honoree at Oak Park-River Forest.
- In 2023, Oak Park-River Forest High School honored Flowers ('15) by retiring his No. 21 jersey, marking just the second time in the school's 150-year history a football player's number was immortalized.
- Received an invitation to the 2022 East-West Shrine Bowl.
- Received his master's degree in health, human performance and recreation.
- A native of Chicago, Ill.

DALLIS FLOWERS' - NFL REGULAR SEASON STATISTICS

DATE	TEAM	GP	GS	TACKLES						INTERCEPTIONS						FUMBLES						ST				MISC	
				TK	S	A	TFL	YDS	SK	YDS	QBH	NO	YDS	LG	TD	PD	FF	FR	TD	YDS	TK	S	A	FF	FR	S	A
2022	Colts	13	1	8	6	2	0	0	0.0	0.0	0	0	0	0	0	0	0	0	6	4	2	1	1	0	0		
2023	Colts	4	4	15	11	4	1	1	0.0	0.0	0	0	0	0	0	3	0	0	0	0	0	0	0	0			
TOTALS		17	5	23	17	6	1	1	0.0	0.0	0	0	0	0	0	3	0	0	0	0	6	4	2	1	1	0	0

DALLIS FLOWERS' - NFL REGULAR SEASON STATISTICS

DATE	TEAM	GP	GS	RUSHING				RECEIVING						
				NO.	YDS.	AVG.	LG	TD	NO.	YDS.	AVG.	LG	TD	
2022	Colts	13	1	0	0	0.0	0	0	0	0	0	0	0	0
2023	Colts	4	4	0	0	0.0	0	0	0	0	0	0	0	
TOTALS		17	5	0	0	0.0	0	0	0	0	0	0	0	

DALLIS FLOWERS' - NFL REGULAR SEASON STATISTICS

DATE	TEAM	RET.	KICKOFF RETURNS				PUNT RETURNS					
			YDS.	AVG.	LG	TD	NO.	FC	YDS.	AVG.	LG	TD
2022	Colts	23	715	31.1	89	0	3	8	13	4.3	9	0
2023	Colts	1	19	19.0	19	0	0	0	0	0.0	0	0
TOTALS		24	734	30.6	89	0	3	8	13	4.3	9	0

SINGLE-GAME HIGHS: DEFENSIVE

- Total Tackles** 5 at Baltimore Ravens, Sep 24, 2023
...1 more at 5.
- Solo Tackles** 4 at Baltimore Ravens, Sep 24, 2023
3 vs. Los Angeles Rams, Oct 01, 2023
...2 more at 3.
- Passes Defended** 2 vs. Los Angeles Rams, Oct 01, 2023
1 at Houston Texans, Sep 17, 2023
- Tackles For Loss** 1 vs. Los Angeles Rams, Oct 01, 2023
- Special Teams Tackles** 2 vs. Washington Commanders, Oct 30, 2022
1 at Tennessee Titans, Oct 23, 2022
...1 more at 1.
- Special Teams Fumble Recoveries** 1 at Minnesota Vikings, Dec 17, 2022

2022 GAME-BY-GAME REGULAR-SEASON STATISTICS (COLTS)

DATE	OPPONENT	P/S	TACKLES						INTERCEPTIONS						FUMBLES						ST				SCORE			
			TK	S	A	SK	YDS	TFL	YDS	QBH	NO	YDS	LG	TD	PD	FF	FR	TD	YDS	TK	S	A	FF	FR		S	A	W/L/T
09/11	at Texans																										T	20-20
09/18	at Jaguars																										L	0-24
09/25	Chiefs																										W	20-17
10/02	Titans																										L	17-24
10/06	at Broncos	P	0	0	0	0	0	0	0	0	0	0	0	0	0	0	0	0	1	1	0	1	0	0	0	0	W	12-9+
10/16	Jaguars	P	0	0	0	0	0	0	0	0	0	0	0	0	0	0	0	0	0	0	0	0	0	0	0	0	W	34-27
10/23	at Titans	P	0	0	0	0	0	0	0	0	0	0	0	0	0	0	0	0	1	1	0	0	0	0	0	0	L	10-19
10/30	Commanders	P	0	0	0	0	0	0	0	0	0	0	0	0	0	0	0	0	2	2	0	0	0	0	0	0	L	16-17
11/06	at Patriots	P	0	0	0	0	0	0	0	0	0	0	0	0	0	0	0	0	1	0	1	0	0	0	0	0	L	3-26
11/13	at Raiders	P	0	0	0	0	0	0	0	0	0	0	0	0	0	0	0	0	0	0	0	0	0	0	0	0	W	25-20
11/20	Eagles	P	0	0	0	0	0	0	0	0	0	0	0	0	0	0	0	0	0	0	0	0	0	0	0	0	L	16-17
11/28	Steelers	P	0	0	0	0	0	0	0	0	0	0	0	0	0	0	0	0	0	0	0	0	0	0	0	0	L	17-24
12/04	at Cowboys	P	0	0	0	0	0	0	0	0	0	0	0	0	0	0	0	0	1	0	1	0	0	0	0	0	L	19-54
12/17	at Vikings	P	2	2	0	0	0	0	0	0	0	0	0	0	0	0	0	0	0	0	0	1	0	0	0	0	L	36-39+
12/26	Chargers	P	1	0	1	0	0	0	0	0	0	0	0	0	0	0	0	0	0	0	0	0	0	0	0	0	L	3-20
01/01	at Giants	P	3	3	0	0	0	0	0	0	0	0	0	0	0	0	0	0	0	0	0	0	0	0	0	0	L	10-38
01/08	Texans	S	2	1	1	0	0	0	0	0	0	0	0	0	0	0	0	0	0	0	0	0	0	0	0	0	L	31-32
2022 TOTALS		13-1	8	6	2	0	0	0	0	0	0	0	0	0	0	0	0	0	6	4	2	1	1	0	0	4-12-1		

+ - Overtime

2023 GAME-BY-GAME REGULAR-SEASON STATISTICS (COLTS)

DATE	OPPONENT	P/S	TACKLES							INTERCEPTIONS				FUMBLES			ST				MISC		W/L	SCORE			
			TK	S	A	SK	YDS	TFL	YDS	QBH	NO	YDS	LG	TD	PD	FF	FR	TD	YDS	TK	S	A			FF	FR	S
09/10	Jaguars	S	5	3	2	0.0	0.0	0	0	0	0	0	0	0	0	0	0	0	0	0	0	0	0	0	0	L	21-31
09/17	at Texans	S	1	1	0	0.0	0.0	0	0	0	0	0	1	0	0	0	0	0	0	0	0	0	0	0	0	W	31-20
09/24	at Ravens	S	5	4	1	0.0	0.0	0	0	0	0	0	0	0	0	0	0	0	0	0	0	0	0	0	0	W	22-19+
10/01	Rams	S	4	3	1	0.0	0.0	1	1	0	0	0	0	2	0	0	0	0	0	0	0	0	0	0	0	L	23-29+
10/08	Titans																								W	23-16	
10/15	at Jaguars																								L	20-37	
10/22	Browns																								L	38-39	
10/29	Saints																								L	27-38	
11/05	at Panthers																								W	27-13	
11/12	at Patriots																								W	10-6	
11/26	Buccaneers																								W	27-20	
12/03	at Titans																								W	31-28+	
12/10	at Bengals																								L	14-34	
12/16	Steelers																								W	30-13	
12/24	at Falcons																								L	10-29	
12/31	Raiders																								W	23-20	
01/06	Texans																								L	19-23	
2023 TOTALS		4-4	15	11	4	0.0	0.0	1	1	0	0	0	0	3	0	0	0	0	0	0	0	0	0	0	0	9-8	

+ - Overtime

2022 GAME-BY-GAME REGULAR-SEASON STATISTICS (COLTS)

DATE	OPPONENT	P/S	KICKOFF RETURNS					PUNT RETURNS					W/L	SCORE												
			RET	YDS	AVG	LG	TD	NO	FC	YDS	AVG	LG			TD											
09/11	at Texans																								T	20-20
09/18	at Jaguars																								L	0-24
09/25	Chiefs																								W	20-17
10/02	Titans																								L	17-24
10/06	at Broncos	P	0	0	0.0	0	0	1	0	9	9.0	9	0	W	12-9+											
10/16	Jaguars	P	0	0	0.0	0	0	0	0	0	0.0	0	0	W	34-27											
10/23	at Titans	P	0	0	0.0	0	0	0	0	0	0.0	0	0	L	10-19											
10/30	Commanders	P	0	0	0.0	0	0	0	0	0	0.0	0	0	L	16-17											
11/06	at Patriots	P	0	0	0.0	0	0	0	0	0	0.0	0	0	L	3-26											
11/13	at Raiders	P	0	0	0.0	0	0	0	0	0	0.0	0	0	W	25-20											
11/20	Eagles	P	0	0	0.0	0	0	0	0	0	0.0	0	0	L	16-17											
11/28	Steelers	P	2	118	59.0	89	0	0	1	0	0.0	0	0	L	17-24											
12/04	at Cowboys	P	6	150	25.0	27	0	1	2	4	4.0	4	0	L	19-54											
12/17	at Vikings	P	5	175	35.0	49	0	1	3	0	0.0	0	0	L	36-39+											
12/26	Chargers	P	3	84	28.0	31	0	0	2	0	0.0	0	0	L	3-20											
01/01	at Giants	P	3	100	33.3	36	0	0	0	0	0.0	0	0	L	10-38											
01/08	Texans	S	4	88	22.0	25	0	0	0	0	0.0	0	0	L	31-32											
2022 TOTALS		13-1	23	715	31.1	89	0	3	8	13	4.3	9	0	4-12												

+ - Overtime

ZAIRE FRANKLIN

LINEBACKER

(Zi-ahr)

44

6-0 235 LBS

NFL EXP: 7

(7TH YEAR WITH THE COLTS)

BORN: 7/2/96

S COLLEGE:
SYRACUSE

4TH-AND-SHORT

- In his first six seasons, he tallied 409 tackles (240 solo), 16.0 tackles for loss, 4.5 sacks, 15 passes defended, one interception, five forced fumbles, one fumble recovery, 31 special teams stops and one blocked punt in 98 games (48 starts).
- 4x team captain (2020-23).
- Passed himself (166 in 2022) for the most tackles (179 in 2023) by a Colts player in a single season in franchise history according to STATSPASS.
- Started his own nonprofit, Shelice's Angels, that supports teens and young adults with resources as well as experiences that allow them to see further than the communities they reside in.

DOWN THE STRETCH

Bucket list item: Travel

Who do you try to mold your game after: Bobby Wagner. I had a chance to watch him train and just the way he plays the game is elite. He's a guy I try to model myself after.

Motto you live by: Excellence is not an instance, it's a habit.

Favorite meal: Cheesesteaks

Favorite snack: I love Hot Cheetos.

Favorite TV show: "Game of Thrones"

Favorite movie: "Do the Right Thing"

Favorite artist: Meek Mill

Biggest obstacle you've had to overcome: Loss of family.

Proudest achievement outside of football: Getting my degree in finance at Syracuse.

If you could have dinner with three people, who would you invite: Jay-Z, Kevin Hart and Barack Obama.



Selected by the Colts in the seventh round (235th overall) of the 2018 NFL Draft.

X @ZiggySmalls_

IG @ZAIRE_

WALTER PAYTON MAN OF THE YEAR NOMINEE

Franklin was selected as the Colts' 2023 Walter Payton Man of the Year nominee. Through his hands-on work within his hometown of Philadelphia, Franklin has inspired and impacted the youth of the city. Most notably, his foundation, Shelice's Angels, created in honor of his late mother and grandmother, works to offer young women opportunities and resources to aid them in building self-esteem and become equipped to one day pursue a professional career. The organization hosted its fourth Annual Business Academy in June 2024, a two-day event for 30 hand-selected students from middle schools across the city of Philadelphia to learn the ins and outs of business from industry leaders and participate in a strategic business simulation. Franklin's community work is nothing new of late however, as in 2018 and 2019, he collaborated with the Colts, Philly's Finest and French Toast, a school uniform outfitter, to donate a uniform to every child in kindergarten through fifth grade (over 300 students) at Kenderton School, located in North Philadelphia.




WON'T LOOK BACK

Franklin's mother, Shelice, dropped out of college as a junior to raise him and made a promise to herself that Zaire would be the first one in the family to earn a college degree. For years, she suffered from a recurring brain tumor on the occipital nerve at the base of her brain and eventually died from heart failure in February of 2013. Roughly two months later, his grandmother and other primary caretaker, Juanita Highsmith-Bailey, died from sepsis-induced kidney failure. Despite the adversity, Franklin persevered and was able to land a scholarship and excel both on the football field and in the classroom. In 2017, he fulfilled his mother's promise and graduated from Syracuse University with a degree in finance – even doing so a semester early.



FOLLOW THE LEADER

Franklin's legacy at Syracuse University transcends the game of football, as he is one of the best leaders the school has ever produced. He became the first sophomore football player to be named a captain at Syracuse since the 1940s and was the first player to be a three-time Orange captain since 1896. He served as the president of his fraternity, Omega Psi Phi, and organized community-driven initiatives for the group that included donating 100-plus new backpacks filled with school supplies to children in need. In 2016, Franklin helped organize and lead a campus-wide discussion, 'Real Men Real Talk: Locker Room Talk Edition,' to open up dialogue on the role men can play in preventing sexual violence and how athletes can contribute positively to society. "Anything to give back to the less fortunate and helping kids in Philly or Indy is something I want to do."



SHELICE'S ANGELS

Indianapolis' seventh-round pick in the 2018 draft Zaire Franklin is not only a productive member on the field, being named a captain for four consecutive seasons (2020-23), but also carries his impact off the field. Organized in 2019 and named after his mother, Shelice's Angels aims to help the youth see the many opportunities available to them outside of their current environments. From food drives to uniform drives, Franklin has provided to his community in more ways than one. Two of his career-focused excursions included taking a group of young girls to HB Sports & Entertainment where they received a tour and had the opportunity to meet influential females in the sports world including Brittanie Boyd (Then Senior Vice President, Marketing, Philadelphia 76ers) and Natasha Moody (Then Senior Vice President, Business Operations, Prudential Center). He also took a group of middle school girls with an interest in coding to the Google headquarters in New York City where they participated in a Q&A session led by a panel of female Google team members and learned about opportunities that could be available to them. Most recently, Franklin and Shelice's Angels partnered with the Colts to host a Financial Literacy Summit in which 30 kids between the ages of 12-16 were taught the basic fundamentals of budgeting, investing and borrowing. At the end of the initiative, each student received a newly created savings account and \$250 from Franklin to start their financial journey.



NFL HIGHLIGHTS

- Has played in 98 games (48 starts) and has totaled 409 tackles (240 solo), 16.0 tackles for loss, 4.5 sacks, 15 passes defended, one interception, five forced fumbles, one fumble recovery and 31 special teams stops. He also has blocked one punt. Has appeared in three postseason games (two starts) and has one special teams stop.
- Started all 16 games he played in during the 2023 season and recorded a single-season franchise record 179 tackles (107 solo), 3.0 tackles for loss, 1.5 sacks, six passes defended and two forced fumbles. In Week 1 vs. JAX, he totaled a team-high 18 tackles (10 solo), one pass defended and one forced fumble that was returned for a touchdown. He set single-game career highs in tackles (18) and solo tackles (10). In Week 2 at HOU, he led the team with 13 tackles (eight solo) and 1.0 tackle for loss. He passed Shaquille Leonard (28 in 2018) for the most tackles by a Colts player in the first two weeks of the season. In Week 3 at BAL, he paced the team with 15 tackles (11 solo), 1.0 tackle for loss and 1.0 sack. He passed Pat Angerer (42 in 2011) for the most tackles (45) by a Colts player in the first three weeks of a season. He also became the third Colt to ever record at least 13 tackles in three consecutive games, joining Leonard (2018) and Mike Peterson (2000). In Week 4 vs. LAR, he tallied 12 tackles (seven solo) and 0.5 sack. He passed Leonard (54 in 2018) for the most tackles in the first four weeks of a season by a Colts player. In Week 5 vs. TEN, he collected a team-leading 12 tackles (seven solo) and one pass defended. In Week 7 vs. CLE, he totaled 11 tackles (nine solo) to mark his sixth 10-plus tackle game this season. In Week 8 vs. NO, he compiled a team-leading 14 tackles (six solo) and one pass defended. Week 8 marked Franklin's NFL-leading seventh 10-plus tackle game. In Week 10 at NE, he totaled 15 tackles (12 solo) and one forced fumble. This marked his third game on the year with at least 15 tackles, which tied for the most across the league in 2023 with Bobby Wagner. In Week 14 at CIN, he totaled 14 tackles (six solo) and 1.0 tackle for loss. In Week 17 vs. LV, he tallied 10 tackles (seven solo) and one pass defended. Franklin passed Mike Peterson (21) for the third-most 10-plus-tackle games in team history. He surpassed his own record (10 in 2022) for the most 10-plus-tackle games in single-season team history. Franklin also surpassed his own record (166 in 2022) for the most tackles in single-season franchise history since at least 1994.
- In 2022, he started all 17 games and tallied 166 tackles (102 solo), the second-most tackles in a single season in franchise history, 12.0 tackles for loss, 3.0 sacks, six passes defended and three forced fumbles. In Week 3 vs. KC, he compiled a then single-game career-high 12 tackles (eight solo), 1.0 tackle for loss and one pass defended. In Week 4 vs. TEN, he recorded a then single-game career high 15 tackles (eight solo) and became the first Colts player to tally three consecutive games with at least 10 tackles since Shaquille Leonard

NFL HIGHLIGHTS CONT...

- from Weeks 14-17 of the 2020 season. In Week 6 vs. JAX, he recorded 11 tackles (seven solo) and 1.0 tackle for loss. In Week 10 at LV, he accumulated 10 tackles (seven solo) and 1.0 tackle for loss. In Week 11 vs. PHI, he accumulated a team-high 12 tackles (seven solo), half a sack and one forced fumble. In Week 12 vs. PIT, he accumulated a team-high 11 tackles (five solo). In Week 13 at DAL, he accumulated a team-high 10 tackles (six solo), 1.0 tackle for loss and one pass defended. In Week 15 at MIN, he tallied 10 tackles (six solo) and one pass defended. He registered his ninth double-digit tackle game this season. In Week 16 vs. LAC he tied for the team high in tackles (nine) and also contributed five solo tackles, 1.0 tackle for loss and 1.0 sack. In Week 17 at NYG, he tallied 10 tackles (seven solo) and two passes defended. In Week 18 vs. HOU, he tallied seven tackles (five solo), 2.0 tackles for loss, 1.0 sack and one forced fumble. He passed Shaquille Leonard (163 in 2018) for the most tackles by a Colts player in a single season in franchise history according to Stats Pass.
- Competed in all 17 games (11 starts) in 2021 and compiled 29 tackles (14 solo), 1.0 tackle for loss, two passes defended, one interception, one fumble recovery, 12 special teams stops and one blocked punt. In Week 10 vs. JAX, he registered a blocked punt that was then returned for a touchdown by E.J. Speed. In Week 11 at BUF, he recorded his first-career interception.
- In 2020, he saw action in all 16 games (two starts) and tallied 10 tackles (seven solo) and nine special teams stops. Saw action in one postseason contest and had one special teams stop.
- Appeared in all 16 games in 2019 and had six special teams stops.
- In 2018, he played in all 16 games (two starts) and totaled 25 tackles (10 solo), one pass defended and four special teams stops. Started two postseason games.

COLLEGE HIGHLIGHTS

- Played in all 48 games during his four seasons (2014-17) at Syracuse and started the final 39 games of his career beginning with the last three games of his freshman season.
- Became the second three-time captain in the history of Syracuse football (Robert Adams, 1894-96) and the first in the modern era.
- Earned All-ACC honors twice (2016-17).
- Tallied 311 tackles, the most for a Syracuse defender since Kelvin Smith notched 325 from 2003-06.
- Finished his career tied for ninth in program history with 31.5 tackles for loss.
- In addition, recorded 8.5 sacks, 10 passes defended, two interceptions and five forced fumbles.

COLLEGE HIGHLIGHTS CONT...

- In 2016, teamed with Parris Bennett to become the first set of Orange teammates with more than 100 tackles in the same season since 2003.
- Started all 12 games at middle linebacker in 2017 and ranked second on the team with 85 tackles (41 solo), including 5.5 tackles for loss and 1.5 sacks.
- For the second consecutive season, started all 12 games at middle linebacker in 2016 and was named one of the team captains. Finished second on the team with 101 tackles (56 solo) and tied for the team lead with 10.0 tackles for loss.
- Started all 12 games at middle linebacker in 2015 and was voted the fourth sophomore captain in team history and the first since Angelo Accocella in 1945. Led the team with 81 tackles (59 solo) and was second on the team in tackles for loss (11.0).
- As a freshman in 2014, played in 12 games (three starts) and finished sixth on the team with 44 tackles (31 solo). Also tallied 5.0 tackles for loss, 2.0 sacks, two passes defended and one forced fumble.

PERSONAL

- Attended La Salle College (Pa.) High School and was selected to the 2013 PIAA AAAA All-State Team and to the AAAA All-Catholic League first-team.
- Played in the 2014 Big 33 Football Classic.
- Dual majored in finance and marketing management at Syracuse.
- Participated in the NFL's My Cause My Cleats initiative and represented the National Breast Cancer Foundation (2023), Shelice's Angels (2021-22) and Uplifting Athletes (2018-20).
- In 2023, he participated in Colts community initiatives like Uniform Blitz and Beyond the Sidelines.
- In 2020, he volunteered in many Colts community initiatives, including three mobile pantry distributions, attending a Marion County Juvenile Detention Center activation event and participating at the Colts' Election Day tent outside of Lucas Oil Stadium, which included passing out stickers, masks and shirts.
- Has volunteered at numerous events with the Colts, including the Colts Youth Football Camp, Uniform Blitz and the Colts Simon Cancer Center visit.
- First name is pronounced Zl-air.
- A native of Philadelphia, Pa.

ZAIRE FRANKLIN'S - NFL REGULAR SEASON STATISTICS

DATE	TEAM	GP	GS	TACKLES							INTERCEPTIONS				FUMBLES				ST			MISC				
				TK	S	A	TFL	YDS	SK	YDS	QBH	NO	YDS	LG	TD	PD	FF	FR	TD	YDS	TK	S	A	FF	FR	S
2018	Colts	16	2	25	10	15	0	0	0.0	0.0	0	0	0	0	1	0	0	0	0	4	4	0	0	0	0	0
2019	Colts	16	0	0	0	0	0	0	0.0	0.0	0	0	0	0	0	0	0	0	0	6	4	2	0	0	0	0
2020	Colts	16	2	10	7	3	0	0	0.0	0.0	0	0	0	0	0	0	0	0	0	9	7	2	0	0	0	0
2021	Colts	17	11	29	14	15	1	2	0.0	0.0	0	1	8	8	2	0	0	0	0	11	7	4	0	1	0	0
2022	Colts	17	17	166	102	64	12	24	3.0	17.5	6	0	0	0	6	3	0	0	0	1	0	1	0	0	0	0
2023	Colts	16	16	179	107	72	3	17	1.5	7.5	3	0	0	0	6	2	0	0	0	0	0	0	0	0	0	0
TOTALS		98	48	409	240	169	16	43	4.5	25.0	9	1	8	8	0	15	5	0	0	31	22	9	0	1	0	0

ZAIRE FRANKLIN'S - NFL POSTSEASON STATISTICS

DATE	TEAM	GP	GS	TACKLES							INTERCEPTIONS				FUMBLES				ST			MISC				
				TK	S	A	TFL	YDS	SK	YDS	QBH	NO	YDS	LG	TD	PD	FF	FR	TD	YDS	TK	S	A	FF	FR	S
2018	Colts	2	2	0	0	0	0	0	0.0	0.0	0	0	0	0	0	0	0	0	0	0	0	0	0	0	0	0
2020	Colts	1	0	0	0	0	0	0	0.0	0.0	0	0	0	0	0	0	0	0	0	1	0	1	0	0	0	0
TOTALS		3	2	0	0	0	0	0	0.0	0.0	0	0	0	0	0	0	0	0	0	1	0	1	0	0	0	0

SINGLE-GAME HIGHS: DEFENSIVE

<p>Total Tackles 17 vs. Jacksonville Jaguars, Sep 10, 2023 15 at New England Patriots, Nov 12, 2023 ...2 more at 15.</p> <p>Solo Tackles 12 at New England Patriots, Nov 12, 2023 11 at Baltimore Ravens, Sep 24, 2023 10 vs. Jacksonville Jaguars, Sep 10, 2023</p> <p>Sacks 1.0 at Baltimore Ravens, Sep 24, 2023 ...2 more at 1.0.</p> <p>Passes Defensed 2 at New York Giants, Jan 01, 2023 1 vs. Las Vegas Raiders, Dec 31, 2023 ...12 more at 1.</p> <p>Forced Fumbles 1 at New England Patriots, Nov 12, 2023 ...4 more at 1.</p>	<p>Tackles For Loss 2 vs. Houston Texans, Jan 08, 2023 ...1 more at 2.</p> <p>Interceptions 1 at Buffalo Bills, Nov 21, 2021</p> <p>Interception Return Yards 8 at Buffalo Bills, Nov 21, 2021</p> <p>Special Teams Tackles 2 at Arizona Cardinals, Dec 25, 2021 ...3 more at 2.</p> <p>Special Teams Fumble Recoveries 1 at Jacksonville Jaguars, Jan 09, 2022</p>	
-------------------------------------------------------------------------------------------------------------------------------------------------------------------------------------------------------------------------------------------------------------------------------------------------------------------------------------------------------------------------------------------------------------------------------------------------------------------------------------------------------------------------------------------------------------------------------------------------------------	----------------------------------------------------------------------------------------------------------------------------------------------------------------------------------------------------------------------------------------------------------------------------------------------------------------------------------------------------------------------------------------------------------------	--

SINGLE-GAME HIGHS - POSTSEASON: DEFENSIVE

Special Teams Tackles 1 at Buffalo Bills, Jan 09, 2021

2018 GAME-BY-GAME REGULAR-SEASON STATISTICS (COLTS)

DATE	OPPONENT	P/S	TACKLES							INTERCEPTIONS				FUMBLES			ST				MISC		W/L	SCORE			
			TK	S	A	SK	YDS	TFL	YDS	QBH	NO	YDS	LG	TD	PD	FF	FR	TD	YDS	TK	S	A			FF	FR	S
09/09	Bengals	P	0	0	0	0.0	0.0	0	0	0	0	0	0	0	0	0	0	0	1	1	0	0	0	0	0	L	23-34
09/16	at Redskins	P	0	0	0	0.0	0.0	0	0	0	0	0	0	0	0	0	0	0	1	1	0	0	0	0	0	W	21-9
09/23	at Eagles	S	2	0	2	0.0	0.0	0	0	0	0	0	0	0	0	0	0	0	1	1	0	0	0	0	0	L	16-20
09/30	Texans	P	0	0	0	0.0	0.0	0	0	0	0	0	0	0	0	0	0	0	0	0	0	0	0	0	0	L	34-37+
10/04	at Patriots	S	11	1	10	0.0	0.0	0	0	0	0	0	0	0	0	0	0	0	0	0	0	0	0	0	0	L	24-38
10/14	at Jets	P	1	1	0	0.0	0.0	0	0	0	0	0	0	0	0	0	0	0	0	0	0	0	0	0	0	L	34-42
10/21	Bills	P	0	0	0	0.0	0.0	0	0	0	0	0	0	0	0	0	0	0	0	0	0	0	0	0	0	W	37-5
10/28	at Raiders	P	2	2	0	0.0	0.0	0	0	0	0	0	0	0	1	0	0	0	0	0	0	0	0	0	0	W	42-28
11/11	Jaguars	P	0	0	0	0.0	0.0	0	0	0	0	0	0	0	0	0	0	0	0	0	0	0	0	0	0	W	29-26
11/18	Titans	P	0	0	0	0.0	0.0	0	0	0	0	0	0	0	0	0	0	0	0	0	0	0	0	0	0	W	38-10
11/25	Dolphins	P	0	0	0	0.0	0.0	0	0	0	0	0	0	0	0	0	0	0	0	0	0	0	0	0	0	W	27-24
12/02	at Jaguars	P	0	0	0	0.0	0.0	0	0	0	0	0	0	0	0	0	0	0	0	0	0	0	0	0	0	L	0-6
12/09	at Texans	P	0	0	0	0.0	0.0	0	0	0	0	0	0	0	0	0	0	0	1	1	0	0	0	0	0	W	24-21
12/16	Cowboys	P	0	0	0	0.0	0.0	0	0	0	0	0	0	0	0	0	0	0	0	0	0	0	0	0	0	W	23-0
12/23	Giants	P	6	5	1	0.0	0.0	0	0	0	0	0	0	0	0	0	0	0	0	0	0	0	0	0	0	W	28-27
12/30	at Titans	P	3	1	2	0.0	0.0	0	0	0	0	0	0	0	0	0	0	0	0	0	0	0	0	0	0	W	33-17
2018 TOTALS		16-2	25	10	15	0.0	0.0	0	0	0	0	0	0	0	1	0	0	0	4	4	0	0	0	0	0	10-6	

+ - Overtime

2019 GAME-BY-GAME REGULAR-SEASON STATISTICS (COLTS)

DATE	OPPONENT	P/S	TACKLES							INTERCEPTIONS				FUMBLES			ST				MISC		W/L	SCORE			
			TK	S	A	SK	YDS	TFL	YDS	QBH	NO	YDS	LG	TD	PD	FF	FR	TD	YDS	TK	S	A			FF	FR	S
09/08	at Chargers	P	0	0	0	0.0	0.0	0	0	0	0	0	0	0	0	0	0	0	0	0	0	0	0	0	0	L	24-30+
09/15	at Titans	P	0	0	0	0.0	0.0	0	0	0	0	0	0	0	0	0	0	0	0	0	0	0	0	0	0	W	19-17
09/22	Falcons	P	0	0	0	0.0	0.0	0	0	0	0	0	0	0	0	0	0	0	0	0	0	0	0	0	0	W	27-24
09/29	Raiders	P	0	0	0	0.0	0.0	0	0	0	0	0	0	0	0	0	0	0	1	1	0	0	0	0	0	L	24-31
10/06	at Chiefs	P	0	0	0	0.0	0.0	0	0	0	0	0	0	0	0	0	0	0	1	1	0	0	0	0	0	W	19-13
10/20	Texans	P	0	0	0	0.0	0.0	0	0	0	0	0	0	0	0	0	0	0	0	0	0	0	0	0	0	W	30-23
10/27	Broncos	P	0	0	0	0.0	0.0	0	0	0	0	0	0	0	0	0	0	0	0	0	0	0	0	0	0	W	15-13
11/03	at Steelers	P	0	0	0	0.0	0.0	0	0	0	0	0	0	0	0	0	0	0	0	0	0	0	0	0	0	L	24-26
11/10	Dolphins	P	0	0	0	0.0	0.0	0	0	0	0	0	0	0	0	0	0	0	0	0	0	0	0	0	0	L	12-16
11/17	Jaguars	P	0	0	0	0.0	0.0	0	0	0	0	0	0	0	0	0	0	0	1	1	0	0	0	0	0	W	33-13
11/21	at Texans	P	0	0	0	0.0	0.0	0	0	0	0	0	0	0	0	0	0	0	0	0	0	0	0	0	0	L	17-20
12/01	Titans	P	0	0	0	0.0	0.0	0	0	0	0	0	0	0	0	0	0	0	0	0	0	0	0	0	0	L	17-31
12/08	at Buccaneers	P	0	0	0	0.0	0.0	0	0	0	0	0	0	0	0	0	0	0	0	0	0	0	0	0	0	L	35-38
12/16	at Saints	P	0	0	0	0.0	0.0	0	0	0	0	0	0	0	0	0	0	0	0	0	0	0	0	0	0	L	7-34
12/22	Panthers	P	0	0	0	0.0	0.0	0	0	0	0	0	0	0	0	0	0	0	1	1	0	0	0	0	0	W	38-6
12/29	at Jaguars	P	0	0	0	0.0	0.0	0	0	0	0	0	0	0	0	0	0	0	2	2	0	0	0	0	0	L	20-38
2019 TOTALS		16-0	0	0	0	0.0	0.0	0	0	0	0	0	0	0	0	0	0	0	6	4	2	0	0	0	0	7-9	

+ - Overtime

2020 GAME-BY-GAME REGULAR-SEASON STATISTICS (COLTS)

DATE	OPPONENT	P/S	TACKLES							INTERCEPTIONS				FUMBLES			ST			MISC		W/L	SCORE				
			TK	S	A	SK	YDS	TFL	YDS	QBH	NO	YDS	LG	TD	PD	FF	FR	TD	YDS	TK	S			A	FF	FR	S
09/13	at Jaguars	P	0	0	0	0.0	0.0	0	0	0	0	0	0	0	0	0	0	0	1	1	0	0	0	0	0	L	20-27
09/20	Vikings	P	0	0	0	0.0	0.0	0	0	0	0	0	0	0	0	0	0	0	1	1	0	0	0	0	0	W	28-11
09/27	Jets	P	1	1	0	0.0	0.0	0	0	0	0	0	0	0	0	0	0	0	0	0	0	0	0	0	0	W	36-7
10/04	at Bears	P	0	0	0	0.0	0.0	0	0	0	0	0	0	0	0	0	0	0	0	0	0	0	0	0	0	W	19-11
10/11	at Browns	P	7	4	3	0.0	0.0	0	0	0	0	0	0	0	0	0	0	0	0	0	0	0	0	0	0	L	23-32
10/18	Bengals	P	0	0	0	0.0	0.0	0	0	0	0	0	0	0	0	0	0	0	0	0	0	0	0	0	0	W	31-27
11/01	at Lions	P	0	0	0	0.0	0.0	0	0	0	0	0	0	0	0	0	0	0	0	0	0	0	0	0	0	W	41-21
11/08	Ravens	P	0	0	0	0.0	0.0	0	0	0	0	0	0	0	0	0	0	0	1	1	0	0	0	0	0	L	10-24
11/12	at Titans	P	0	0	0	0.0	0.0	0	0	0	0	0	0	0	0	0	0	0	0	0	0	0	0	0	0	W	34-17
11/22	Packers	P	0	0	0	0.0	0.0	0	0	0	0	0	0	0	0	0	0	0	1	0	1	0	0	0	0	W	34-31+
11/29	Titans	S	2	2	0	0.0	0.0	0	0	0	0	0	0	0	0	0	0	0	1	1	0	0	0	0	0	L	26-45
12/06	at Texans	S	0	0	0	0.0	0.0	0	0	0	0	0	0	0	0	0	0	0	2	2	0	0	0	0	0	W	26-20
12/13	at Raiders	P	0	0	0	0.0	0.0	0	0	0	0	0	0	0	0	0	0	0	0	0	0	0	0	0	0	W	44-27
12/20	Texans	P	0	0	0	0.0	0.0	0	0	0	0	0	0	0	0	0	0	0	1	1	0	0	0	0	0	W	27-20
12/27	at Steelers	P	0	0	0	0.0	0.0	0	0	0	0	0	0	0	0	0	0	0	0	0	0	0	0	0	0	L	24-28
01/03	Jaguars	P	0	0	0	0.0	0.0	0	0	0	0	0	0	0	0	0	0	0	1	0	1	0	0	0	0	W	28-14
2020 TOTALS		16-2	10	7	3	0.0	0.0	0	0	0	0	0	0	0	0	0	0	0	9	7	2	0	0	0	0	0	11-5

+ - Overtime

2021 GAME-BY-GAME REGULAR-SEASON STATISTICS (COLTS)

DATE	OPPONENT	P/S	TACKLES							INTERCEPTIONS				FUMBLES			ST			MISC		W/L/T	SCORE				
			TK	S	A	SK	YDS	TFL	YDS	QBH	NO	YDS	LG	TD	PD	FF	FR	TD	YDS	TK	S			A	FF	FR	S
09/12	Seahawks	S	1	1	0	0.0	0.0	0	0	0	0	0	0	0	0	0	0	0	0	0	0	0	0	0	0	L	16-28
09/19	Rams	P	0	0	0	0.0	0.0	0	0	0	0	0	0	0	0	0	0	0	0	0	0	0	0	0	0	L	24-27
09/26	at Titans	P	2	2	0	0.0	0.0	0	0	0	0	0	0	0	0	0	0	0	0	0	0	0	0	0	0	L	16-25
10/03	at Dolphins	S	2	0	2	0.0	0.0	0	0	0	0	0	0	0	0	0	0	0	1	1	0	0	0	0	0	W	27-17
10/11	at Ravens	P	0	0	0	0.0	0.0	0	0	0	0	0	0	0	0	0	0	0	1	0	1	0	0	0	0	L	25-31+
10/17	Texans	S	2	1	1	0.0	0.0	0	0	0	0	0	0	0	0	0	0	0	0	0	0	0	0	0	0	W	31-3
10/24	at 49ers	S	3	0	3	0.0	0.0	0	0	0	0	0	0	0	0	0	0	0	2	1	1	0	0	0	0	W	30-18
10/31	Titans	P	2	1	1	0.0	0.0	0	0	0	0	0	0	0	0	0	0	0	1	1	0	0	0	0	0	L	31-34+
11/04	Jets	S	0	0	0	0.0	0.0	0	0	0	0	0	0	1	0	0	0	0	0	0	0	0	0	0	0	W	45-30
11/14	Jaguars	S	1	1	0	0.0	0.0	0	0	0	0	0	0	0	0	0	0	0	0	0	0	0	0	0	0	W	23-17
11/21	at Bills	S	2	2	0	0.0	0.0	0	0	0	1	8	8	0	1	0	0	0	1	0	1	0	0	0	0	W	41-15
11/28	Buccaneers	S	2	2	0	0.0	0.0	0	0	0	0	0	0	0	0	0	0	0	1	1	0	0	0	0	0	L	31-38
12/05	at Texans	P	2	0	2	0.0	0.0	0	0	0	0	0	0	0	0	0	0	0	1	0	1	0	0	0	0	W	31-0
12/18	Patriots	S	2	0	2	0.0	0.0	0	0	0	0	0	0	0	0	0	0	0	0	0	0	0	0	0	0	W	27-17
12/25	at Cardinals	S	1	1	0	0.0	0.0	0	0	0	0	0	0	0	0	0	0	0	2	2	0	0	0	0	0	W	22-16
01/02	Raiders	P	4	2	2	0.0	0.0	1	2	0	0	0	0	0	0	0	0	0	1	1	0	0	0	0	0	L	20-23
01/09	at Jaguars	S	3	1	2	0.0	0.0	0	0	0	0	0	0	0	0	0	0	0	0	0	0	0	1	0	0	L	11-26
2021 TOTALS		17-11	29	14	15	0.0	0.0	1	2	0	1	8	8	0	2	0	0	0	11	7	4	0	1	0	0	9-8	

+ - Overtime

2022 GAME-BY-GAME REGULAR-SEASON STATISTICS (COLTS)

DATE	OPPONENT	P/S	TACKLES					INTERCEPTIONS					FUMBLES			ST			MISC		W/L	SCORE					
			TK	S	A	SK	YDS	TFL	YDS	QBH	NO	YDS	LG	TD	PD	FF	FR	TD	YDS	TK			S	A	FF	FR	S
09/11	at Texans	S	8	6	2	0.0	0.0	0	0	0	0	0	0	0	0	0	0	0	0	0	0	0	0	0	0	T	20-20
09/18	at Jaguars	S	10	8	2	0.0	0.0	1	1	0	0	0	0	0	0	0	0	0	0	0	0	0	0	0	0	L	0-24
09/25	Chiefs	S	12	8	4	0.0	0.0	1	3	1	0	0	0	0	1	0	0	0	0	0	0	0	0	0	0	W	20-17
10/02	Titans	S	15	8	7	0.0	0.0	0	0	1	0	0	0	0	0	0	0	0	0	0	0	0	0	0	0	L	17-24
10/06	at Broncos	S	9	4	5	0.0	0.0	0	0	0	0	0	0	0	1	0	0	0	0	0	0	0	0	0	0	W	12-9+
10/16	Jaguars	S	11	7	4	0.0	0.0	1	0	0	0	0	0	0	0	0	0	0	0	1	0	1	0	0	0	W	34-27
10/23	at Titans	S	7	4	3	0.0	0.0	1	0	0	0	0	0	0	0	0	0	0	0	0	0	0	0	0	0	L	10-19
10/30	Commanders	S	8	6	2	0.0	0.0	1	3	0	0	0	0	0	1	0	0	0	0	0	0	0	0	0	0	L	16-17
11/06	at Patriots	S	6	5	1	0.5	2.5	2	4	1	0	0	0	0	0	0	0	0	0	0	0	0	0	0	0	L	3-26
11/13	at Raiders	S	10	7	3	0.0	0.0	1	1	0	0	0	0	0	0	0	0	0	0	0	0	0	0	0	0	W	25-20
11/20	Eagles	S	13	5	8	0.5	3.0	0	0	1	0	0	0	0	0	1	0	0	0	0	0	0	0	0	0	L	16-17
11/28	Steelers	S	11	5	6	0.0	0.0	0	0	0	0	0	0	0	0	0	0	0	0	0	0	0	0	0	0	L	17-24
12/04	at Cowboys	S	10	6	4	0.0	0.0	1	0	0	0	0	0	0	1	0	0	0	0	0	0	0	0	0	0	L	19-54
12/17	at Vikings	S	10	6	4	0.0	0.0	0	0	0	0	0	0	0	1	0	0	0	0	0	0	0	0	0	0	L	36-39+
12/26	Chargers	S	9	5	4	1.0	2.0	1	2	1	0	0	0	0	0	0	0	0	0	0	0	0	0	0	0	L	3-20
01/01	at Giants	S	10	7	3	0.0	0.0	0	0	0	0	0	0	0	2	0	0	0	0	0	0	0	0	0	0	L	10-38
01/08	Texans	S	7	5	2	1.0	10.0	2	10	1	0	0	0	0	0	1	0	0	0	0	0	0	0	0	0	L	31-32
2022 TOTALS			17-17	166	102	64	3.0	17.5	12	24	6	0	0	0	6	3	0	0	0	1	0	1	0	0	0	4-12-1	

+ - Overtime

2023 GAME-BY-GAME REGULAR-SEASON STATISTICS (COLTS)

DATE	OPPONENT	P/S	TACKLES					INTERCEPTIONS					FUMBLES			ST			MISC		W/L	SCORE					
			TK	S	A	SK	YDS	TFL	YDS	QBH	NO	YDS	LG	TD	PD	FF	FR	TD	YDS	TK			S	A	FF	FR	S
09/10	Jaguars	S	17	10	7	0.0	0.0	0	0	0	0	0	0	0	1	1	0	0	0	0	0	0	0	0	0	L	21-31
09/17	at Texans	S	13	8	5	0.0	0.0	1	9	0	0	0	0	0	0	0	0	0	0	0	0	0	0	0	0	W	31-20
09/24	at Ravens	S	15	11	4	1.0	4.0	1	4	1	0	0	0	0	0	0	0	0	0	0	0	0	0	0	0	W	22-19+
10/01	Rams	S	12	7	5	0.5	3.5	0	0	1	0	0	0	0	0	0	0	0	0	0	0	0	0	0	0	L	23-29+
10/08	Titans	S	12	7	5	0.0	0.0	0	0	0	0	0	0	0	1	0	0	0	0	0	0	0	0	0	0	W	23-16
10/15	at Jaguars	S	8	6	2	0.0	0.0	0	0	0	0	0	0	0	0	0	0	0	0	0	0	0	0	0	0	L	20-37
10/22	Browns	S	11	9	2	0.0	0.0	0	0	1	0	0	0	0	0	0	0	0	0	0	0	0	0	0	0	L	38-39
10/29	Saints	S	14	6	8	0.0	0.0	0	0	0	0	0	0	0	1	0	0	0	0	0	0	0	0	0	0	L	27-38
11/05	at Panthers																									W	27-13
11/12	at Patriots	S	15	12	3	0.0	0.0	0	0	0	0	0	0	0	1	0	0	0	0	0	0	0	0	0	0	W	10-6
11/26	Buccaneers	S	7	3	4	0.0	0.0	0	0	0	0	0	0	0	0	0	0	0	0	0	0	0	0	0	0	W	27-20
12/03	at Titans	S	6	1	5	0.0	0.0	0	0	0	0	0	0	0	0	0	0	0	0	0	0	0	0	0	0	W	31-28+
12/10	at Bengals	S	14	6	8	0.0	0.0	1	4	0	0	0	0	0	0	0	0	0	0	0	0	0	0	0	0	L	14-34
12/16	Steelers	S	5	2	3	0.0	0.0	0	0	0	0	0	0	0	1	0	0	0	0	0	0	0	0	0	0	W	30-13
12/24	at Falcons	S	11	9	2	0.0	0.0	0	0	0	0	0	0	0	1	0	0	0	0	0	0	0	0	0	0	L	10-29
12/31	Raiders	S	10	7	3	0.0	0.0	0	0	0	0	0	0	0	1	0	0	0	0	0	0	0	0	0	0	W	23-20
01/06	Texans	S	9	3	6	0.0	0.0	0	0	0	0	0	0	0	0	0	0	0	0	0	0	0	0	0	0	L	19-23
2023 TOTALS			16-16	179	107	72	1.5	7.5	3	17	3	0	0	0	6	2	0	0	0	0	0	0	0	0	0	9-8	

+ - Overtime

2018 GAME-BY-GAME POSTSEASON STATISTICS (COLTS)

DATE	OPPONENT	P/S	TACKLES					INTERCEPTIONS					FUMBLES			ST			MISC		W/L	SCORE					
			TK	S	A	SK	YDS	TFL	YDS	QBH	NO	YDS	LG	TD	PD	FF	FR	TD	YDS	TK			S	A	FF	FR	S
01/05	at Texans	S	0	0	0	0.0	0.0	0	0	0	0	0	0	0	0	0	0	0	0	0	0	0	0	0	0	W	21-7
01/12	at Chiefs	S	0	0	0	0.0	0.0	0	0	0	0	0	0	0	0	0	0	0	0	0	0	0	0	0	0	L	13-31
2018 TOTALS			2-2	0	0	0.0	0.0	0	0	0	0	0	0	0	0	0	0	0	0	0	0	0	0	0	0	1-1	

2020 GAME-BY-GAME POSTSEASON STATISTICS (COLTS)

DATE	OPPONENT	P/S	TACKLES					INTERCEPTIONS					FUMBLES			ST			MISC		W/L	SCORE					
			TK	S	A	SK	YDS	TFL	YDS	QBH	NO	YDS	LG	TD	PD	FF	FR	TD	YDS	TK			S	A	FF	FR	S
01/09	at Bills	P	0	0	0	0.0	0.0	0	0	0	0	0	0	0	0	0	0	0	0	0	0	0	0	0	0	L	24-27
2020 TOTALS			1-0	0	0	0.0	0.0	0	0	0	0	0	0	0	0	0	0	0	0	0	0	0	0	0	0	0-1	

BLAKE FREELAND
TACKLE

73



6-7 302 LBS
NFL EXP: 2
(2ND YEAR WITH THE COLTS)
BORN: 5/3/01



COLLEGE:
BYU

4TH-AND-SHORT

- In his first season, he played in 16 games (nine starts).
- Played in 44 career games (41 starts) at BYU (2019-22) with starts at left tackle (26) and right tackle (15).
- Third Team Associated Press All-America (2022).
- 6x All-State honoree in track and field, while being the state champion in the shot put and javelin.
- Has three family members who played at BYU, including his dad, James (football); mom, Debbie (basketball); and sister, Sierra (track and field).

DOWN THE STRETCH

What is on your bucket list: Stay in a bungalow on a tropical island.

What is your favorite vacation spot: Lake Powell

Do you have any pets: A Black Lab named Stormy

What is the best advice you've been given: Control what you can control.

Who is your mentor: My dad

Who is your favorite artist: J. Cole

What is your favorite childhood food: Chicken alfredo

Who was your favorite athlete growing up: Kobe Bryant

What are your pet peeves: Slow drivers

Do you have any hidden talents: I can juggle.

What is one thing you can't live without: Candles

What are your hobbies off the field: Pickleball, bowling and boating

Selected by the Colts in the fourth round (106th overall) of the 2023 NFL Draft.

X @freelandblake

@freeland.71

BYU FAMILY

For the Freelands, playing a sport at BYU is a family affair. James and Debbie, who met at BYU, were both student athletes during their time in Provo. James, his father, played linebacker from 1994-95, while his mother, Debbie, was an honorable mention All-American BYU women's basketball player, where she played from 1991-95. She is the eighth-highest scorer in BYU women's basketball history. His sister, Sierra, threw for the track and field team from 2017-22.

INITIALLY A QUARTERBACK

While Freeland was selected as a tackle with the No. 106 pick in the 2023 NFL Draft, he began his prep career as a quarterback. When he sprung to 6-8 as a senior in high school, Freeland and his coaches agreed he could use his height elsewhere and transitioned to tight end and defensive line. When he got to BYU, he made the transition to offensive line.



NFL HIGHLIGHTS

- In 2023, he played in 16 games (nine starts) with starts at right tackle (seven) and left tackle (two). Made his NFL debut in Week 1 vs. JAX. In Week 4 vs. LAR, he made his first career start at left tackle. In Week 5 vs. TEN, he started at left tackle for a line that paved the way for Zack Moss to rush for 165 yards and two touchdowns.

COLLEGE HIGHLIGHTS

- Played in 44 career games (41 starts) at BYU (2019-22) with starts at left tackle (26) and right tackle (15). Garnered numerous honors, including Third Team Associated Press All-American (2022), Phil Steele All-Independent First Team (2021, 2022), College Football Network Independent Offensive Lineman of the Year & All-Independent First Team (2022) and Pro Football Network All-Independent First Team Offense (2021).
- In 2022, he was one of only three BYU players to play in and start all 13 games.
- At left tackle, he was one of six players to start all 13 games in 2021. The offense allowed just 15.0 sacks on the season.
- In 2020, he started eight games and helped the BYU offense rank No. 8 in the nation for the fewest sacks allowed (12.0 sacks in 12 games) and only allowed two

COLLEGE HIGHLIGHTS CONT...

- pressures on 293 pass-blocking regular season snaps. The offense also ranked No. 4 in scoring (43.5) and No. 7 in total offense (522.2).
- As a true freshman in 2019, he started the final seven games of the season at right tackle. The offensive line unit was ranked No. 12 by Pro Football Focus.

PERSONAL

- Attended Herriman High School and played under Dustin Pearce. Named a three-time team captain.
- Was a Principal's Honor Roll student.
- Earned the UHSAA Spirit of Sport Award.
- Helped Herriman win the 2015 state championship.
- Named a two-time All-Region selection.
- Six-time All-State honoree in track and field, while being the state champion in the shot put and javelin. Holds the 6A javelin state record.
- Was a two-time basketball team captain and was named a 2018 All-State selection.
- In 2023, he volunteered to help combat local hunger by participating at Gleaners Food Bank and for the Horseshoe Helpings event around Thanksgiving.
- Participated in the NFL's My Cause My Cleats initiative and represented Kicking the Stigma (2023).
- His father, James, played linebacker for BYU (1994-95).
- Mother, Debbie Dimond, was an honorable mention All-American BYU women's basketball player, where she played from 1991-95. She is the eighth-highest scorer in BYU women's basketball history.
- His sister, Sierra, was a thrower with BYU women's track and field (2017-22).
- Majored in communications at BYU.
- A native of Herriman, Utah.

BLAKE FREELAND'S - NFL REGULAR SEASON STATISTICS

DATE	TEAM	GP	GS
2023	Colts	16	9
TOTALS		16	9

2023 GAME-BY-GAME REGULAR-SEASON STATISTICS (COLTS)

DATE	OPPONENT	P/S	W/L	SCORE
09/10	Jaguars	P	L	21-31
09/17	at Texans	P	W	31-20
09/24	at Ravens		W	22-19+
10/01	Rams	S	L	23-29+
10/08	Titans	S	W	23-16
10/15	at Jaguars	S	L	20-37
10/22	Browns	S	L	38-39
10/29	Saints	S	L	27-38
11/05	at Panthers	S	W	27-13
11/12	at Patriots	P	W	10-6
11/26	Buccaneers	P	W	27-20
12/03	at Titans	P	W	31-28+
12/10	at Bengals	S	L	14-34
12/16	Steelers	S	W	30-13
12/24	at Falcons	S	L	10-29
12/31	Raiders	P	W	23-20
01/06	Texans	P	L	19-23
2023 TOTALS		16-9	9-8	

DID NOT PLAY (NON-INJURY)

+ - Overtime



6-4 307 LBS

NFL EXP: 3
(3RD YEAR WITH THE COLTS)
BORN: 11/30/96



COLLEGE:
WESTERN
MICHIGAN

4TH-AND-SHORT

- In his first two seasons (2022-23), he played in 17 games (three starts).
- Attended a team-high of Colts Community events back-to-back years with 12 and 15 initiatives, respectively.
- All-MAC Academic honors (2018).

DOWN THE STRETCH

Bucket list item: Build my own house.

Pregame ritual: Lay on the ground.

Do you have a nickname: Frenchy

Who is your mentor: My father and mother

What is your favorite food: Cheeseburger

Favorite artist: Chris Stapleton

What is your favorite vacation spot: Mackinac Island

What are your pet peeves: Messy living spaces

What is one thing you can't live without: My family

Do you have any hidden talents: I love singing.

Who was your favorite athlete growing up: Muhammad Ali

What are your hobbies off the field: Outdoor activities

Signed by the Colts as an undrafted free agent on May 13, 2022.

NFL HIGHLIGHTS

- Has appeared in 17 games (three starts) in two seasons (2022-23) with the Colts.
- He competed in all 17 games (three starts) in 2023. Made his NFL debut in Week 1 vs. JAX. In Week 2 at HOU, he was part of an offensive line that did not allow a sack. In Week 3 at BAL, he made his first career start at center for a line that paved the way for Zack Moss to rush for a career-high 122 yards. In Week 10 at NE, he came in off the bench and played with an offensive line that did not allow a sack.
- In 2022, he was active for three games, but did not see game action.

COLLEGE HIGHLIGHTS

- Saw action in 39 games (23 starts) at Western Michigan (2015-21) along the offensive and defensive lines. He earned starts at left tackle (13), center (six) and nose guard (four). French also compiled 22 tackles (13 solo) and 1.5 tackles for loss.
- In 2021, he started all 13 games at left tackle.
- Started all six games at center in 2020 and helped Western Michigan rank in the top-10 in the nation in points per game (41.7). He was named CoSIDA Academic All-District accolades.
- Did not see game action in 2019 after suffering a foot injury.
- In 2018, he appeared in 13 games (four starts) and tallied 22 tackles (13 solo) and 1.5 tackles for loss. Earned Academic All-MAC honors.
- Appeared in three games in 2017 and didn't register any statistics.
- In 2016, he saw action in four games and didn't record any statistics.
- Did not see game action in the 2015 season.

PERSONAL

- Attended St. Joseph (Mich.) High School and was named First Team All-State in 2014.
- Ranked the No. 10 prospect in Michigan by *Rivals*.
- In 2023, he volunteered at a team-high 15 community initiatives events such as Gleaner's Food Bank, building a playground, Uniform Blitz, Colts Unified Flag Classic, Riley Children's Hospital holiday events, along with many others.
- Participated in the NFL's My Cause My Cleats initiative and represented Operational Gratitude (2023).
- Majored in interdisciplinary health services.
- A native of Benton Harbor, Mich.

WESLEY FRENCH'S - NFL REGULAR SEASON STATISTICS

DATE	TEAM	GP	GS
2022	Colts	0	0
2023	Colts	17	3
TOTALS		17	3

2022 GAME-BY-GAME REGULAR-SEASON STATISTICS (COLTS)

DATE	OPPONENT	P/S		W/L/T	SCORE
09/11	at Texans		INACTIVE	T	20-20
09/18	at Jaguars		INACTIVE	L	0-24
09/25	Chiefs		DID NOT PLAY (NON-INJURY)	W	20-17
10/02	Titans		INACTIVE	L	17-24
10/06	at Broncos		INACTIVE	W	12-9+
10/16	Jaguars		INACTIVE	W	34-27
10/23	at Titans		INACTIVE	L	10-19
10/30	Commanders		INACTIVE	L	16-17
11/06	at Patriots		INACTIVE	L	3-26
11/13	at Raiders		INACTIVE	W	25-20
11/20	Eagles		DID NOT PLAY (NON-INJURY)	L	16-17
11/28	Steelers		INACTIVE	L	17-24
12/04	at Cowboys		DID NOT PLAY (NON-INJURY)	L	19-54
12/17	at Vikings		INACTIVE	L	36-39+
12/26	Chargers		INACTIVE	L	3-20
01/01	at Giants		INACTIVE	L	10-38
01/08	Texans		INACTIVE	L	31-32
2022 TOTALS		0-0		4-12-1	

+- Overtime

2023 GAME-BY-GAME REGULAR-SEASON STATISTICS (COLTS)

DATE	OPPONENT	P/S		W/L	SCORE
09/10	Jaguars	P		L	21-31
09/17	at Texans	P		W	31-20
09/24	at Ravens	S		W	22-19+
10/01	Rams	S		L	23-29+
10/08	Titans	P		W	23-16
10/15	at Jaguars	P		L	20-37
10/22	Browns	P		L	38-39
10/29	Saints	P		L	27-38
11/05	at Panthers	P		W	27-13
11/12	at Patriots	P		W	10-6
11/26	Buccaneers	S		W	27-20
12/03	at Titans	P		W	31-28+
12/10	at Bengals	P		L	14-34
12/16	Steelers	P		W	30-13
12/24	at Falcons	P		L	10-29
12/31	Raiders	P		W	23-20
01/06	Texans	P		L	19-23
2023 TOTALS		17-3		9-8	

+- Overtime

WILL FRIES

GUARD
(FRYS)

75

6-6 305 LBS

NFL EXP: 4
(4TH YEAR WITH THE COLTS)
BORN: 4/4/98



COLLEGE:
PENN STATE

4TH-AND-SHORT

- In his first three seasons, he appeared in 35 games (26 starts).
- Penn State's Big Ten Sportsmanship Award winner (2020).
- Second Team All-Big Ten (2020).
- All-Big Ten honorable mention from the coaches and media (2019).

DOWN THE STRETCH

What is on your bucket list: I want to go shark fishing.

Do you have a pregame ritual: I take a lap around the field.

What is the best advice you've been given: How you do one thing is how you do everything.

Who is your mentor: My dad

Who is your favorite artist: Blake Shelton

What is your favorite TV show: "The Sopranos"

What is your favorite movie: "Interstellar"

What are your pet peeves: Loud chewing

What is one thing you can't live without: Floss picks

Who was your favorite athlete growing up: Nick Mangold

What are your hobbies off the field: Fishing and barbecue



Selected by the Colts in the seventh round (248th overall) of the 2021 NFL Draft.

@willfries55

@willfries55

NFL HIGHLIGHTS

- In three seasons with the Colts (2021-23), he has seen action in 35 games (26 starts).
- In 2023, he started all 17 games at right guard. In Week 2 at HOU, he started at right guard and was part of an offensive line that didn't allow a sack. In Week 3 at BAL, he started at right guard for a line that paved the way for Zack Moss to rush for 122 yards. In Week 5 vs. TEN, he started at right guard for a line that led the way for Zack Moss to rush for 165 yards and two touchdowns. In Week 10 at NE, he started at right guard and was part of an offensive line that didn't allow a sack. In Week 18 vs. HOU, he started at right guard for a line that paved the way for the offense to rush for 227 yards, including Jonathan Taylor rushing for a single-game single-season high 188 yards.
- Appeared in 16 games (nine starts) in 2022. In Week 4 vs. TEN, he recorded his first career start at right guard. In Week 10 at LV, he was part of an offensive line that paved the way for the Colts to rush for 207 yards.
- In 2021, he appeared in two games on offense.

COLLEGE HIGHLIGHTS

- Played in 48 games (42 starts) at Penn State (2016-20). He started 26 games at right tackle, nine at left tackle, six at right guard and one at left guard. Selected as Penn State's Big Ten Sportsmanship Award winner in 2020.
- As a redshirt senior, he earned Second Team All-Big Ten honors after he started all nine games on the offensive line. Started the first three games at right tackle before starting the final six at right guard. He was named to Phil Steele's Second Team All-Big Ten list after he helped pave the way for a Penn State offense that ranked second in the Big Ten in total offense (430.3).
- In 2019, he garnered Honorable Mention All-Big Ten accolades by the coaches and media after he started all 13 games at right tackle. In the Cotton Bowl, he was part of an offensive line that set a school bowl-game program record in points scored (53) and registered the second-most total yards (529) in school bowl-game history. He also was one of 11 players on the roster to earn their degree before the Cotton Bowl.
- As a redshirt sophomore, he saw action in 13 games (11 starts). He made seven starts at right tackle and four at left tackle. Against Michigan State's No. 1 rush defense, he helped the Penn State offense register 205 yards on the ground.
- In 2017, he competed in 13 games (nine starts) as a redshirt freshman. He recorded starts at left tackle (five), right tackle (three) and left guard (one). He was named Honorable Mention All-Freshman Team by Big Ten Network.
- Redshirted the 2016 season.

PERSONAL

- Attended Cranford (N.J.) High School and played on both the offensive line and defensive line.
- As a senior, he was a team captain at right guard and defensive lineman and helped lead the team to an undefeated season and a state championship.
- Rated a four-star prospect by *Rivals*.
- Also lettered on the track and field team in the shot put and lettered one year in basketball.
- Invited to the 2021 East-West Shrine Bowl and the NFLPA Collegiate Bowl, but both events were canceled due to the COVID-19 pandemic.
- Participated in the NFL's My Cause My Cleats initiative and represented Tunnels to Towers (2023) and Headstrong (2021).
- In 2023, he took part inna playground build as a Colts community initiative event.
- Majored in economics.
- A native of Cranford, N.J.

WILL FRIES' - NFL REGULAR SEASON STATISTICS

DATE	TEAM	GP	GS
2021	Colts	2	0
2022	Colts	16	9
2023	Colts	17	17
TOTALS		35	26

2021 GAME-BY-GAME REGULAR-SEASON STATISTICS (COLTS)

DATE	OPPONENT	P/S		W/L	SCORE
09/12	Seahawks		INACTIVE	L	16-28
09/19	Rams		INACTIVE	L	24-27
09/26	at Titans		INACTIVE	L	16-25
10/03	at Dolphins		DID NOT PLAY (NON-INJURY)	W	27-17
10/11	at Ravens		DID NOT PLAY (NON-INJURY)	L	25-31+
10/17	Texans		DID NOT PLAY (NON-INJURY)	W	31-3
10/24	at 49ers		INACTIVE	W	30-18
10/31	Titans		INACTIVE	L	31-34+
11/04	Jets		INACTIVE	W	45-30
11/14	Jaguars		INACTIVE	W	23-17
11/21	at Bills		INACTIVE	W	41-15
11/28	Buccaneers		INACTIVE	L	31-38
12/05	at Texans	P		W	31-0
12/18	Patriots		DID NOT PLAY (NON-INJURY)	W	27-17
12/25	at Cardinals	P		W	22-16
01/02	Raiders		INACTIVE	L	20-23
01/09	at Jaguars		INACTIVE	L	11-26
2021 TOTALS		2-0		9-8	

+ - Overtime

2022 GAME-BY-GAME REGULAR-SEASON STATISTICS (COLTS)

DATE	OPPONENT	P/S		W/L/T	SCORE
09/11	at Texans	P		T	20-20
09/18	at Jaguars		DID NOT PLAY (NON-INJURY)	L	0-24
09/25	Chiefs	P		W	20-17
10/02	Titans	S		L	17-24
10/06	at Broncos	P		W	12-9+
10/16	Jaguars	P		W	34-27
10/23	at Titans	P		L	10-19
10/30	Commanders	P		L	16-17
11/06	at Patriots	P		L	3-26
11/13	at Raiders	S		W	25-20
11/20	Eagles	S		L	16-17
11/28	Steelers	S		L	17-24
12/04	at Cowboys	S		L	19-54
12/17	at Vikings	S		L	36-39+
12/26	Chargers	S		L	3-20
01/01	at Giants	S		L	10-38
01/08	Texans	S		L	31-32
2022 TOTALS		16-9		4-12-1	

+ - Overtime

2023 GAME-BY-GAME REGULAR-SEASON STATISTICS (COLTS)

DATE	OPPONENT	P/S	W/L	SCORE
09/10	Jaguars	S	L	21-31
09/17	at Texans	S	W	31-20
09/24	at Ravens	S	W	22-19+
10/01	Rams	S	L	23-29+
10/08	Titans	S	W	23-16
10/15	at Jaguars	S	L	20-37
10/22	Browns	S	L	38-39
10/29	Saints	S	L	27-38
11/05	at Panthers	S	W	27-13
11/12	at Patriots	S	W	10-6
11/26	Buccaneers	S	W	27-20
12/03	at Titans	S	W	31-28+
12/10	at Bengals	S	L	14-34
12/16	Steelers	S	W	30-13
12/24	at Falcons	S	L	10-29
12/31	Raiders	S	W	23-20
01/06	Texans	S	L	19-23
2023 TOTALS		17-17	9-8	

+ - Overtime

MATT GAY

KICKER

7

6-0 232 LBS

NFL EXP: 6

(3RD YEAR WITH THE COLTS)

BORN: 1/11/98



**COLLEGE:
UTAH**

4TH-AND-SHORT

- In his first five seasons, he played in 74 games in his time with the Colts (2020, 2023), Rams (2020-22) and Buccaneers (2019) and converted 134-of-156 field goals (85.9 percent) and 173-of-181 extra points for 575 points.
- Pro Bowl selection (2021)
- His 85.9 field goal percentage from 2019-23 ranks 14th in NFL history.
- Participated in the U.S. Soccer National Team Residency.

DOWN THE STRETCH

What is on your bucket list: Hole-in-one, shoot par and bowl a 300.

Do you have any pets: A dog named Rizzo.

Do you have a nickname: Tweety

Pregame ritual: Just being calm and easing the mind, go on the field and get mental work before the game.

What is your favorite vacation spot: Mexico and Las Vegas.

What is the best advice you've been given: Your life is your responsibility.

Who is your mentor: My dad and father-in-law

Who is your favorite artist: Luke Combs

What is your favorite childhood food: Steak

Who was your favorite athlete growing up: Cristiano Ronaldo

What are your pet peeves: Driving with headphones on

What is one thing you can't live without: Family

What are your hobbies off the field: Golf



Signed by the Colts as an unrestricted free agent on March 17, 2023.

@MGtweetymonster

@MGtweetymonster

FROM THE PITCH

Gay began his student athlete experience as a forward on the Utah Valley University soccer team. After two years, he would transfer to Utah and tryout as a kicker on the football team during training camp in 2017. In his first year handling the kicking duties in 2017 for the Utes, Gay won the Lou Groza and Vlade Awards, given to the best and most accurate placekicker in college football. He would go on to have one of the best careers in Utah history, setting a school record with 21 consecutively made field goals and going 26-of-31 (83.9 pct) while making all 45 extra point attempts as a senior.



NFL HIGHLIGHTS

- He has played in 74 career games in his time with the Colts (2020, 2023), Los Angeles Rams (2020-22) and Tampa Bay Buccaneers (2019) and has converted 134-of-156 field goals (85.9 percent) and 173-of-181 extra points (95.6 percent) for 575 points. Gay has also registered 226 touchbacks on 302 kickoffs. His 85.9 field goal percentage ranks 14th in NFL history. In the postseason, Gay has appeared in six games and has converted 12-of-14 field goals (85.7 percent) and 15-of-15 extra points (100 percent) for 51 points.
- He played in all 17 games in 2023 and converted 33-of-41 field goals (80.5 percent) and 35-of-36 extra points (97.2 percent) for 134 points. In Week 3 at BAL, he converted 5-of-5 field goals and one extra point for 16 total points, setting career highs in both field goals made and total points scored. He tallied four 50-plus-yard field goals and became the first kicker in NFL history to accomplish that feat in a single game. Per NFL Research, he became the fifth kicker ever with a game-tying 50-plus-yard field goal in the final two minutes of regulation and a game-winning 50-plus-yard field goal in OT. In Week 5 vs. TEN, he made 3-of-3 field goals and two extra points for a total of 11 points. In Week 9 at CAR, he converted 2-of-2 field goals and 3-of-3 extra points for nine points including a 57-yard field goal which is the second longest in franchise history. In Week 10 at NE, he converted 1-of-2 field goals and one extra point for four total points. He converted a 51-yard field goal in the fourth quarter and tied Adam Vinatieri (seven in 2016) for the second-most 50-plus yard field goals made in single-season franchise history. In Week 13 at TEN, he converted all four of his field goal attempts and also added an extra point for 13 points.
- In 2022, he appeared in all 17 games and converted 28-of-30 field goals (93.3 percent) and 31-of-32 PATs (96.9 percent) for a total of 115 points.

NFL HIGHLIGHTS CONT...

- He was selected to the Pro Bowl in 2021 after he appeared in all 17 games and converted 32-of-34 field goals (94.1 percent) and 48-of-49 PATs (98.0 percent) for 144 points. He finished third in the NFL in points scored and sixth in field goals made. He also competed in four postseason contests and converted 8-of-10 field goals (80.0 percent) and 11-of-11 PATs (100 percent). Gay hit a game-winning 30-yard field goal to help the team advance to the NFC Championship. He was a member of Los Angeles' Super Bowl LVI winning team.
- In 2020, he saw action in seven games with the Rams and converted 14-of-16 field goals (87.5 percent) and 16-of-16 PATs (100 percent) for 58 points. Also spent time on Indianapolis' practice squad. He appeared in two postseason contests and converted 4-of-4 field goals (100 percent) and 4-of-4 PATs (100 percent) for 16 points.
- He competed in all 16 games in 2019 and converted 27-of-35 field goals (77.1 percent) and 43-of-48 PATs (89.6 percent) for a total of 124 points.

COLLEGE HIGHLIGHTS

- Played two seasons at Utah (2017-18) and connected on 56-of-65 field goals (86.2 percent), while also converting 85-of-85 PATs.
- In 2018, he earned First Team All-Pac-12 and Third Team All-America honors after he converted 26-of-31 field goals (83.9 percent) and 45-of-45 PATs. He was a semifinalist for the Lou Groza award. Gay set a school record with 21 consecutive field goals made and ranked third in the country in made field goals. His total points scored (123) led the Pac-12.
- In his first season at Utah, he earned the Lou Groza Award and the Vlade Award, given annually to the nation's most accurate kicker, after he converted 30-of-34 field goals (88.2 percent) and made all 40 extra points he attempted for a combined 130 points scored. He was also named a First Team All-America selection and a First Team All-Pac-12 selection. His 30 field goals made led the nation, while his 88.2 field goal percentage ranked fifth in the country and led the Pac-12. He also set single-season school records in points scored, field goals made and field goals attempted.
- Prior to Utah, he played two seasons of soccer at Utah Valley where he played in 33 games (eight starts) and tallied eight goals and five assists.

PERSONAL

- Attended Orem (Utah) High School where he played one season of football and earned All-Region honors.
- Also played soccer and was a three-time All-State player.
- Participated in the U.S. Soccer National Team Residency.
- Participated in the NFL's My Cause My Cleats initiative and represented K'9's for Warriors (2023).
- He is the youngest of eight children.
- Majored in sociology.
- A native of Orem, Utah.

ADDITIONAL TRANSACTIONS

- Re-signed by the Los Angeles Rams as a restricted free agent on April 14, 2022.
- Signed to the Los Angeles Rams active roster from the Indianapolis practice squad on November 17, 2020.
- Signed to the Colts practice squad on November 7, 2020.
- Released from the Indianapolis practice squad on November 6, 2020.
- Signed to the Colts practice squad on September 15, 2020.
- Waived by the Tampa Bay Buccaneers on September 4, 2020.
- Selected by the Buccaneers in the fifth round (145th overall) of the 2019 NFL Draft.

MATT GAY'S - NFL REGULAR SEASON STATISTICS

DATE	TEAM	GP	FGM	FGA	PCT.	LG	XP	XPA	PCT.	BLK	PTS
2019	Buccaneers	16	27	35	77.1	58	43	48	89.6	1	124
2020	Colts	0	0	0	0.0	0	0	0	0.0	0	0
Went from Indianapolis to L.A. Rams.											
2020	Rams	7	14	16	87.5	51	16	16	100.0	0	58
2020	TOTAL	7	14	16	87.5	51	16	16	100.0	0	58
2021	Rams	17	32	34	94.1	55	48	49	98.0	0	144
2022	Rams	17	28	30	93.3	58	31	32	96.9	0	115
2023	Colts	17	33	41	80.5	57	35	36	97.2	1	134
TOTALS		74	134	156	85.9	58	173	181	95.6	2	575

MATT GAY'S - NFL POSTSEASON STATISTICS

DATE	TEAM	GP	FGM	FGA	PCT.	LG	XP	XPA	PCT.	BLK	PTS
2020	Rams	2	4	4	100.0	40	4	4	100.0	0	16
2021	Rams	4	8	10	80.0	46	11	11	100.0	0	35
TOTALS		6	12	14	85.7	46	15	15	100.0	0	51

MATT GAY'S - NFL REGULAR SEASON STATISTICS

DATE	TEAM	1-19	PCT.	20-29	PCT.	30-39	PCT.	40-49	PCT.	50+	PCT.
2019	Buccaneers	0-0	0.0	6-6	100.0	5-7	71.4	11-14	78.6	5-8	62.5
2020	Colts	0-0	0.0	0-0	0.0	0-0	0.0	0-0	0.0	0-0	0.0
Went from Indianapolis to L.A. Rams.											
2020	Rams	0-0	0.0	2-2	100.0	5-6	83.3	6-7	85.7	1-1	100.0
2020	TOTAL	0-0	0.0	2-2	100.0	5-6	83.3	6-7	85.7	1-1	100.0
2021	Rams	0-0	0.0	6-6	100.0	15-15	100.0	7-8	87.5	4-5	80.0
2022	Rams	0-0	0.0	9-9	100.0	8-8	100.0	4-4	100.0	7-9	77.8
2023	Colts	0-0	0.0	9-9	100.0	9-10	90.0	7-9	77.8	8-13	61.5
TOTALS		0-0	0.0	32-32	100.0	42-46	91.3	35-42	83.3	25-36	69.4

MATT GAY'S - NFL POSTSEASON STATISTICS

DATE	TEAM	1-19	PCT.	20-29	PCT.	30-39	PCT.	40-49	PCT.	50+	PCT.
2020	Rams	0-0	0.0	0-0	0.0	3-3	100.0	1-1	100.0	0-0	0.0
2021	Rams	0-0	0.0	1-1	100.0	3-3	100.0	4-5	80.0	0-1	0.0
TOTALS		0-0	0.0	1-1	100.0	6-6	100.0	5-6	83.3	0-1	0.0

SINGLE-GAME HIGHS: KICKER

Field Goals Made	5 at Baltimore Ravens, Sep 24, 2023 4 at Tennessee Titans, Dec 03, 2023 ...1 more at 4.	Points	16 at Baltimore Ravens, Sep 24, 2023 15 vs. Denver Broncos, Dec 25, 2022 13 at Tennessee Titans, Dec 03, 2023 ...3 more at 13.
Field Goal Attempts	5 vs. Pittsburgh Steelers, Dec 16, 2023 ...2 more at 5.	Special Teams Tackles	1 at Jacksonville Jaguars, Oct 15, 2023 ...3 more at 1.
Longest Field Goals Made	58 at New Orleans Saints, Nov 20, 2022 ...1 more at 58.	Kickoff Average	66.0 at Tampa Bay Buccaneers, Nov 23, 2020 65.9 at Houston Texans, Oct 31, 2021 65.8 vs. Carolina Panthers, Oct 16, 2022
Longest Field Goal Attempts	61 vs. Las Vegas Raiders, Dec 08, 2022 60 vs. Cleveland Browns, Oct 22, 2023 58 vs. Tampa Bay Buccaneers, Nov 26, 2023 ...2 more at 58.	Extra Point Attempt Percentage	100.0 vs. Cleveland Browns, Oct 22, 2023 ...7 more at 100.0.
PATs Made	7 at Los Angeles Rams, Sep 29, 2019 6 vs. Denver Broncos, Dec 25, 2022 5 vs. Cleveland Browns, Oct 22, 2023 ...5 more at 5.	Field Goal Percentage	100.0 at Tennessee Titans, Dec 03, 2023 ...1 more at 100.0.
PAT Attempts	7 at Los Angeles Rams, Sep 29, 2019 6 vs. Denver Broncos, Dec 25, 2022 5 vs. Cleveland Browns, Oct 22, 2023 ...6 more at 5.	Touchbacks	9 vs. Denver Broncos, Dec 25, 2022 7 at Arizona Cardinals, Dec 13, 2021 6 vs. Las Vegas Raiders, Dec 31, 2022 ...5 more at 6.

SINGLE-GAME HIGHS - POSTSEASON: KICKER

Field Goals Made	3 at Tampa Bay Buccaneers, Jan 23, 2022 ...1 more at 3.	PAT Attempts	4 vs. Arizona Cardinals, Jan 17, 2022 3 at Tampa Bay Buccaneers, Jan 23, 2022 ...1 more at 3.
Field Goal Attempts	4 at Tampa Bay Buccaneers, Jan 23, 2022 3 vs. San Francisco 49ers, Jan 30, 2022 ...1 more at 3.	Points	12 at Tampa Bay Buccaneers, Jan 23, 2022 ...1 more at 12.
Longest Field Goals Made	46 vs. Arizona Cardinals, Jan 17, 2022 41 at Cincinnati Bengals, Feb 13, 2022 40 vs. San Francisco 49ers, Jan 30, 2022 ...2 more at 40.	Kickoff Average	65.3 vs. Arizona Cardinals, Jan 17, 2022 65.0 at Cincinnati Bengals, Feb 13, 2022 ...1 more at 65.0.
Longest Field Goal Attempts	54 vs. San Francisco 49ers, Jan 30, 2022 47 at Tampa Bay Buccaneers, Jan 23, 2022 46 vs. Arizona Cardinals, Jan 17, 2022	Field Goal Percentage	75.0 at Tampa Bay Buccaneers, Jan 23, 2022
PATs Made	4 vs. Arizona Cardinals, Jan 17, 2022 3 at Tampa Bay Buccaneers, Jan 23, 2022 ...1 more at 3.	Touchbacks	6 vs. Arizona Cardinals, Jan 17, 2022 5 at Cincinnati Bengals, Feb 13, 2022 4 at Seattle Seahawks, Jan 09, 2021

2019 GAME-BY-GAME REGULAR-SEASON STATISTICS (BUCCANEERS)

DATE	OPPONENT	P	FIELD GOALS				EXTRA POINTS				PTS	W/L	SCORE	
			FGM	FGA	PCT	LG	XP	XPA	PCT	BLK				
09/08	49ers	P	1	1	100.0	31	2	2	100.0	0	5	L	17-31	
09/12	at Panthers	P	2	3	66.7	40	2	2	100.0	0	8	W	20-14	
09/22	Giants	P	4	5	80.0	52	1	3	33.3	1	13	L	31-32	
09/29	at Rams	P	2	2	100.0	58	7	7	100.0	0	13	W	55-40	
10/06	at Saints	P	1	1	100.0	42	3	3	100.0	0	6	L	24-31	
10/13	Panthers	P	1	1	100.0	54	1	1	100.0	0	4	L	26-37	
10/27	at Titans	P	3	3	100.0	48	0	0	0.0	0	9	L	23-27	
11/03	at Seahawks	P	2	3	66.7	45	4	4	100.0	0	10	L	34-40+	
11/10	Cardinals	P	3	3	100.0	45	3	3	100.0	0	12	W	30-27	
11/17	Saints	P	1	1	100.0	55	2	2	100.0	0	5	L	17-34	
11/24	at Falcons	P	1	1	100.0	32	2	5	40.0	1	5	W	35-22	
12/01	at Jaguars	P	2	2	100.0	37	2	2	100.0	0	8	W	28-11	
12/08	Colts	P	1	1	100.0	44	5	5	100.0	0	8	W	38-35	
12/15	at Lions	P	1	2	50.0	46	5	5	100.0	0	8	W	38-17	
12/21	Texans	P	2	3	66.7	50	2	2	100.0	0	8	L	20-23	
12/29	Falcons	P	0	3	0.0	0	2	2	100.0	0	2	L	22-28+	
2019 TOTALS			16	27	35	77.1	58	43	48	89.6	2	124	7-9	

+ - Overtime

2020 GAME-BY-GAME REGULAR-SEASON STATISTICS (COLTS/RAMS)

DATE	OPPONENT	FIELD GOALS				EXTRA POINTS				PTS	W/L	SCORE	
		FGM	FGA	PCT	LG	XP	XPA	PCT	BLK				
09/20	Vikings										W	28-11	
09/27	Jets										W	36-7	
10/04	at Bears										W	19-11	
10/11	at Browns										L	23-32	
10/18	Bengals										W	31-27	
11/01	at Lions										W	41-21	
11/08	Ravens										L	10-24	
11/12	at Titans										W	34-17	
Went from Colts to Rams .													
11/23	at Buccaneers	P	2	3	66.7	40	3	100.0	0	9	W	27-24	
11/29	49ers	P	2	2	100.0	48	2	100.0	0	8	L	20-23	
12/06	at Cardinals	P	1	2	50.0	39	5	100.0	0	8	W	38-28	
12/10	Patriots	P	1	1	100.0	35	3	100.0	0	6	W	24-3	
12/20	Jets	P	2	2	100.0	45	2	100.0	0	8	L	20-23	
12/27	at Seahawks	P	3	3	100.0	51	0	0.0	0	9	L	9-20	
01/03	Cardinals	P	3	3	100.0	34	1	100.0	0	10	W	18-7	
2020 TOTALS			7	14	16	87.5	51	16	16	100.0	0	58	10-5

2021 GAME-BY-GAME REGULAR-SEASON STATISTICS (RAMS)

DATE	OPPONENT	FIELD GOALS				EXTRA POINTS				PTS	W/L	SCORE	
		FGM	FGA	PCT	LG	XP	XPA	PCT	BLK				
09/12	Bears	P	2	2	100.0	53	4	100.0	0	10	W	34-14	
09/19	at Colts	P	2	2	100.0	38	3	100.0	0	9	W	27-24	
09/26	Buccaneers	P	2	2	100.0	48	4	100.0	0	10	W	34-24	
10/03	Cardinals	P	2	3	66.7	42	2	100.0	0	8	L	20-37	
10/07	at Seahawks	P	2	2	100.0	47	2	3	66.7	0	8	W	26-17
10/17	at Giants	P	1	1	100.0	32	5	100.0	0	8	W	38-11	
10/24	Lions	P	2	2	100.0	47	2	2	100.0	0	8	W	28-19
10/31	at Texans	P	1	1	100.0	27	5	5	100.0	0	8	W	38-22
11/07	Titans	P	3	3	100.0	54	1	1	100.0	0	10	L	16-28
11/15	at 49ers	P	1	1	100.0	37	1	1	100.0	0	4	L	10-31
11/28	at Packers	P	2	2	100.0	39	2	2	100.0	0	8	L	28-36
12/05	Jaguars	P	3	3	100.0	44	4	4	100.0	0	13	W	37-7
12/13	at Cardinals	P	3	3	100.0	55	3	3	100.0	0	12	W	30-23
12/21	Seahawks	P	2	2	100.0	55	2	2	100.0	0	8	W	20-10
12/26	at Vikings	P	3	3	100.0	32	3	3	100.0	0	12	W	30-23
01/02	at Ravens	P	0	1	0.0	0	2	2	100.0	0	2	W	20-19
01/09	49ers	P	1	1	100.0	43	3	3	100.0	0	6	L	24-27+
2021 TOTALS			17	32	34	94.1	55	48	49	98.0	0	144	12-5

+ - Overtime

2022 GAME-BY-GAME REGULAR-SEASON STATISTICS (RAMS)

DATE	OPPONENT	P	FIELD GOALS				EXTRA POINTS				PTS	W/L	SCORE
			FGM	FGA	PCT	LG	XP	XPA	PCT	BLK			
09/08	Bills	P	1	1	100.0	57	1	1	100.0	0	4	L	10-31
09/18	Falcons	P	1	1	100.0	20	4	4	100.0	0	7	W	31-27
09/25	at Cardinals	P	2	2	100.0	40	2	2	100.0	0	8	W	20-12
10/03	at 49ers	P	3	3	100.0	39	0	0	0.0	0	9	L	9-24
10/09	Cowboys	P	1	2	50.0	29	1	1	100.0	0	4	L	10-22
10/16	Panthers	P	1	1	100.0	21	3	3	100.0	0	6	W	24-10
10/30	49ers	P	0	0	0.0	0	2	2	100.0	0	2	L	14-31
11/06	at Buccaneers	P	2	2	100.0	35	1	1	100.0	0	7	L	13-16
11/13	Cardinals	P	1	1	100.0	36	2	2	100.0	0	5	L	17-27
11/20	at Saints	P	2	2	100.0	58	2	2	100.0	0	8	L	20-27
11/27	at Chiefs	P	1	1	100.0	47	1	1	100.0	0	4	L	10-26
12/04	Seahawks	P	3	3	100.0	54	2	2	100.0	0	11	L	23-27
12/08	Raiders	P	1	2	50.0	55	2	2	100.0	0	5	W	17-16
12/19	at Packers	P	2	2	100.0	55	0	1	0.0	0	6	L	12-24
12/25	Broncos	P	3	3	100.0	55	6	6	100.0	0	15	W	51-14
01/01	at Chargers	P	1	1	100.0	23	1	1	100.0	0	4	L	10-31
01/08	at Seahawks	P	3	3	100.0	45	1	1	100.0	0	10	L	16-19+
2022 TOTALS			17	28	30	93.3	58	31	32	96.9	0	115	5-12

+ - Overtime

2023 GAME-BY-GAME REGULAR-SEASON STATISTICS (COLTS)

DATE	OPPONENT	P	FIELD GOALS				EXTRA POINTS				PTS	W/L	SCORE
			FGM	FGA	PCT	LG	XP	XPA	PCT	BLK			
09/10	Jaguars	P	0	0	0.0	0	3	3	100.0	0	3	L	21-31
09/17	at Texans	P	1	1	100.0	42	4	4	100.0	0	7	W	31-20
09/24	at Ravens	P	5	5	100.0	54	1	1	100.0	0	16	W	22-19+
10/01	Rams	P	0	1	0.0	0	1	1	100.0	0	1	L	23-29+
10/08	Titans	P	3	3	100.0	43	2	2	100.0	0	11	W	23-16
10/15	at Jaguars	P	2	2	100.0	56	2	2	100.0	0	8	L	20-37
10/22	Browns	P	1	2	50.0	27	5	5	100.0	0	8	L	38-39
10/29	Saints	P	2	2	100.0	42	3	3	100.0	0	9	L	27-38
11/05	at Panthers	P	2	2	100.0	57	3	3	100.0	0	9	W	27-13
11/12	at Patriots	P	1	2	50.0	51	1	1	100.0	0	4	W	10-6
11/26	Buccaneers	P	2	3	66.7	46	3	3	100.0	0	9	W	27-20
12/03	at Titans	P	4	4	100.0	46	1	1	100.0	0	13	W	31-28+
12/10	at Bengals	P	0	1	0.0	0	0	1	0.0	0	0	L	14-34
12/16	Steelers	P	3	5	60.0	42	3	3	100.0	0	12	W	30-13
12/24	at Falcons	P	1	1	100.0	33	1	1	100.0	0	4	L	10-29
12/31	Raiders	P	3	3	100.0	45	2	2	100.0	0	11	W	23-20
01/06	Texans	P	3	4	75.0	52	0	0	0.0	0	9	L	19-23
2023 TOTALS			17	33	41	80.5	57	35	36	97.2	0	134	9-8

+ - Overtime

2020 GAME-BY-GAME POSTSEASON STATISTICS (RAMS)

DATE	OPPONENT	P	FIELD GOALS				EXTRA POINTS				PTS	W/L	SCORE
			FGM	FGA	PCT	LG	XP	XPA	PCT	BLK			
01/09	at Seahawks	P	3	3	100.0	40	3	3	100.0	0	12	W	30-20
01/16	at Packers	P	1	1	100.0	37	1	1	100.0	0	4	L	18-32
2020 TOTALS			2	4	4	100.0	40	4	4	100.0	0	16	1-1

2021 GAME-BY-GAME POSTSEASON STATISTICS (RAMS)

DATE	OPPONENT	P	FIELD GOALS				EXTRA POINTS				PTS	W/L	SCORE
			FGM	FGA	PCT	LG	XP	XPA	PCT	BLK			
01/17	Cardinals	P	2	2	100.0	46	4	4	100.0	0	10	W	34-11
01/23	at Buccaneers	P	3	4	75.0	40	3	3	100.0	0	12	W	30-27
01/30	49ers	P	2	3	66.7	40	2	2	100.0	0	8	W	20-17
02/13	at Bengals	P	1	1	100.0	41	2	2	100.0	0	5	W	23-20
2021 TOTALS			4	8	10	80.0	46	11	11	100.0	0	35	4-0

TYLER GOODSON

RUNNING BACK

31

5-9 197 LBS

NFL EXP: 2

(2ND YEAR WITH THE COLTS)

BORN: 11/10/00



**COLLEGE:
IOWA**

4TH-AND-SHORT

- In his first two seasons with the Colts (2023) and Packers (2022-23), he saw action in six games (one start) and compiled 13 carries for 87 yards and six receptions for 54 yards.
- First-Team All-Big Ten (2020).
- Finished his career ranked 11th in rushing yards in the University of Iowa record books.



Originally signed to the Colts practice squad on September 12, 2023.



X @tgood1110

@tgood_15

NFL HIGHLIGHTS

- In his first two seasons with the Colts (2023) and Packers (2022-23), he has seen action in six games (one start) and compiled 13 carries for 87 yards and six receptions for 54 yards.
- Appeared in six games (one start) in 2023 and totaled 13 carries for 87 yards as well as six receptions for 34 yards.
- Spent the entire 2022 season on the Packers practice squad and was elevated for their Week 17 game against MIN. He did not see game action.

COLLEGE HIGHLIGHTS

- Appeared in 34 games (24 starts) at Iowa (2019-21) and totaled 533 carries for 2,551 yards and 18 touchdowns as well as 70 receptions for 565 yards and one touchdown. Finished his career ranked 11th in rushing yards in Iowa history.
- As a junior, he earned Third Team All-Big Ten honors after he started all 13 games he saw action in and recorded 256 carries for a single-season career-high 1,151 yards and six touchdowns. Also added 31 receptions for 247 yards and one touchdown.
- In 2020, he earned First Team All-Big Ten accolades after he competed in eight games (seven starts) and registered 143 carries for a team-high 762 yards and seven touchdowns as well as 15 receptions for 152 yards. He ranked third in the Big Ten in rushing yards and tied for fourth in rushing touchdowns.
- As a true freshman, he saw action in all 13 games (four starts) and accumulated 134 carries for a team-high 638 yards and five touchdowns along with 24 receptions for 166 yards.

PERSONAL

- Attended North Gwinnett High School in Suwanee, Ga.
- As a senior, he earned All-State, All-Region and All-County accolades after he tallied 159 carries for 1,180 yards and 25 touchdowns. He was named the Georgia Player of the Year.
- During his junior season, he registered 178 carries for 1,437 yards and 25 touchdowns. He broke the single-game school record for rushing yards twice (245, 295).
- Also lettered in baseball, basketball and track.
- Participated in the NFL's My Cause My Cleats initiative and represented the Boys and Girls Club (2023).
- A native of Suwanee, Ga.

ADDITIONAL TRANSACTIONS

- Signed to the Indianapolis active roster from the practice squad on December 19, 2023.
- Signed to the Colts active roster from the practice squad on December 9, 2023.
- Signed to the Indianapolis Colts active roster from the practice squad on December 2, 2023.
- Waived by the Green Bay Packers on September 6, 2023.
- Signed by the Packers to a reserve/future contract on January 2, 2023.
- Signed to the Green Bay practice squad on January 2, 2023.
- Signed to the Packers active roster from the practice squad on December 31, 2022.
- Signed to the Green Bay practice squad on August 31, 2022.
- Waived by the Packers on August 30, 2022.
- Signed by Green Bay as an undrafted free agent on May 2, 2022.

TYLER GOODSON'S - NFL REGULAR SEASON STATISTICS

DATE	TEAM	RUSHING								RECEIVING			
		GP	GS	NO.	YDS.	AVG.	LG	TD	NO.	YDS.	AVG.	LG	TD
2022	Packers	0	0	0	0	0.0	0	0	0	0	0.0	0	0
2023	Packers	0	0	0	0	0.0	0	0	0	0	0.0	0	0
Went from Green Bay to Indianapolis .													
2023	Colts	6	1	13	87	6.7	31	0	6	34	5.7	15	0
2023	TOTAL	6	1	13	87	6.7	31	0	6	34	5.7	15	0
TOTALS		6	1	13	87	6.7	31	0	6	34	5.7	15	0

TYLER GOODSON'S - NFL REGULAR SEASON STATISTICS

DATE	TEAM	KICKOFF RETURNS					PUNT RETURNS					
		RET.	YDS.	AVG.	LG	TD	NO.	FC	YDS.	AVG.	LG	TD
2022	Packers	0	0	0.0	0	0	0	0	0	0.0	0	0
2023	Packers	0	0	0.0	0	0	0	0	0	0.0	0	0
Went from Green Bay to Indianapolis .												
2023	Colts	0	0	0.0	0	0	0	0	0	0.0	0	0
2023	TOTAL	0	0	0.0	0	0	0	0	0	0.0	0	0
TOTALS		0	0	0.0	0	0	0	0	0	0.0	0	0

SINGLE-GAME HIGHS: RUSHING/RECEIVING

Rush Attempts	11 vs. Pittsburgh Steelers, Dec 16, 2023 1 vs. Las Vegas Raiders, Dec 31, 2023 ...1 more at 1.	Receptions	2 vs. Pittsburgh Steelers, Dec 16, 2023 ...1 more at 2.
Rushing Yards	69 vs. Pittsburgh Steelers, Dec 16, 2023 15 at Atlanta Falcons, Dec 24, 2023 3 vs. Las Vegas Raiders, Dec 31, 2023	Receiving Yards	15 at Atlanta Falcons, Dec 24, 2023 11 at Tennessee Titans, Dec 03, 2023 10 vs. Pittsburgh Steelers, Dec 16, 2023
Rushing Average	6.3 vs. Pittsburgh Steelers, Dec 16, 2023	Longest Receptions	15 at Atlanta Falcons, Dec 24, 2023 7 vs. Pittsburgh Steelers, Dec 16, 2023 ...1 more at 7.
Longest Runs	31 vs. Pittsburgh Steelers, Dec 16, 2023 15 at Atlanta Falcons, Dec 24, 2023 10 vs. Pittsburgh Steelers, Dec 16, 2023	All-Purpose Yards	79 vs. Pittsburgh Steelers, Dec 16, 2023 30 at Atlanta Falcons, Dec 24, 2023 11 at Tennessee Titans, Dec 03, 2023

2022 GAME-BY-GAME REGULAR-SEASON STATISTICS (PACKERS)

DATE	OPPONENT	P/S	RUSHING					RECEIVING					W/L	SCORE
			NO.	YDS.	AVG.	LG	TD	NO.	YDS.	AVG.	LG	TD		
09/11	at Vikings												L	7-23
09/18	Bears												W	27-10
09/25	at Buccaneers												W	14-12
10/02	Patriots												W	27-24+
10/09	Giants												L	22-27
10/16	Jets												L	10-27
10/23	at Commanders												L	21-23
10/30	at Bills												L	17-27
11/06	at Lions												L	9-15
11/13	Cowboys												W	31-28+
11/17	Titans												L	17-27
11/27	at Eagles												L	33-40
12/04	at Bears												W	28-19
12/19	Rams												W	24-12
12/25	at Dolphins												W	26-20
01/01	Vikings												W	41-17
01/08	Lions												L	16-20
2022 TOTALS		0-0	0	0	0.0	0	0	0	0	0.0	0	0	0	8-9

+ - Overtime

2023 GAME-BY-GAME REGULAR-SEASON STATISTICS (PACKERS/COLTS)

DATE	OPPONENT	P/S	RUSHING					RECEIVING					W/L	SCORE
			NO.	YDS.	AVG.	LG	TD	NO.	YDS.	AVG.	LG	TD		
09/10	at Bears												W	38-20
							NOT ON ROSTER							
							Went from Packers to Colts .							
09/17	at Texans						PRACTICE SQUAD					W	31-20	
09/24	at Ravens						PRACTICE SQUAD					W	22-19+	
10/01	Rams						PRACTICE SQUAD					L	23-29+	
10/08	Titans						PRACTICE SQUAD					W	23-16	
10/15	at Jaguars						PRACTICE SQUAD					L	20-37	
10/22	Browns						PRACTICE SQUAD					L	38-39	
10/29	Saints						PRACTICE SQUAD					L	27-38	
11/05	at Panthers						PRACTICE SQUAD					W	27-13	
11/12	at Patriots						PRACTICE SQUAD					W	10-6	
11/26	Buccaneers						PRACTICE SQUAD					W	27-20	
12/03	at Titans	P	0	0	0.0	0	0	2	11	5.5	7	0	W	31-28+
12/10	at Bengals	P	0	0	0.0	0	0	1	-2	-2.0	-2	0	L	14-34
12/16	Steelers	P	11	69	6.3	31	0	2	10	5.0	7	0	W	30-13
12/24	at Falcons	S	1	15	15.0	15	0	1	15	15.0	15	0	L	10-29
12/31	Raiders	P	1	3	3.0	3	0	0	0	0.0	0	0	W	23-20
01/06	Texans	P	0	0	0.0	0	0	0	0	0.0	0	0	L	19-23
2023 TOTALS		6-1	13	87	6.7	31	0	6	34	5.7	15	0	10-7	

+ - Overtime

KYLEN GRANSON

TIGHT END

83

6-3 242 LBS

NFL EXP: 4

(4TH YEAR WITH THE COLTS)

BORN: 3/27/98



**COLLEGE:
SMU**

4TH-AND-SHORT

- In his first three seasons, he saw action in 45 games (11 starts) and recorded 72 receptions for 776 yards and one touchdown.
- Holds the SMU school record for the most career receiving touchdowns (14) by a tight end and finished his career at SMU second in receptions (78) and receiving yards (1,257) by a tight end.
- First Team All-AAC honors (2020).
- He created his own foundation, KG's Kids, to help spread his love of reading to kids.
- Held the last name of Skonning until his senior season of college, when he took the last name of his stepdad, David Granson.

DOWN THE STRETCH

What is on your bucket list: Skydiving, drive a monster truck

Do you have any nicknames: KG, Granny

Do you have any hidden talents: I can do moderately accurate impersonations.

What is one thing you can't live without: Food

Who was your favorite athlete growing up: Walter Payton, Brian Urlacher

What are your hobbies off the field: Reading, video games and napping



Selected by the Colts in the fourth round (127th overall) of the 2021 NFL Draft.

@theKCG18

@k_granson18

KG'S KIDS

When Granson was little, he loved playing video games so his mom cut him a deal. For every minute he spent reading a book, he could earn an equal amount of time to play video games. It was supposed to be a form of discipline, but it led to Granson to start enjoying reading instead of dreading it. It developed into a passion of his, and he created his own 501 (c) (3) to help spread his love of reading to kids. KG's Kids works to expose students to the importance of reading by providing opportunities and supplies to help support student's reading careers. The foundation has donated books to classrooms, helped teachers build racially inclusive classroom libraries and delivered backpacks to students with materials inside that keep students engaged with reading over the summer.



NFL HIGHLIGHTS

- In three seasons with the Colts (2021-23), he has appeared in 45 games (11 starts) and has recorded 72 receptions for 776 yards and one touchdown. He also has recorded two carries for two yards.
- He competed in 15 games (seven starts) in 2023 and tallied 30 receptions for 368 yards and one touchdown as well as one carry for two yards. In Week 2 at HOU, he collected three receptions for 16 yards and his first career touchdown. In Week 6 at JAX, he tallied three receptions for a career-high 67 yards, including a career-long 45-yard reception. In Week 16 at ATL, he recorded a single-game career-high five receptions for 62 yards.
- In 2022, he saw action in 13 games (four starts) and compiled 31 receptions for 302 yards. He also returned one kickoff for 15 yards. Made his first career start in Week 2 at JAX. In Week 4 vs. TEN, he compiled a single-game career-high 62 receiving yards on four receptions.
- Played in all 17 games in 2021 and tallied 11 receptions for 106 yards.

COLLEGE HIGHLIGHTS

- Appeared in 41 total games (30 starts) at SMU (2019-20) and Rice (2016-17) and recorded 129 receptions for 1,879 yards and 16 touchdowns. Holds the SMU school record for the most career receiving touchdowns (14) by a tight end. Finished his career at SMU second in receptions (78) and receiving yards (1,257) by a tight end.
- In 2020, he earned First Team All-AAC honors and was named to Dave Campbell's All-Texas College Second Team after he started all 10 games and recorded 35

COLLEGE HIGHLIGHTS CONT...

- receptions for 536 yards and a team-high five touchdowns. His yards per reception (15.31) ranked 10th in the AAC. At Temple, he registered six receptions for a single-game career-high 149 yards and one touchdown.
- As a junior at SMU, he was named Second Team All-AAC after he started all 13 games and tallied 43 receptions for 721 yards and nine touchdowns (a single-season career-high by an SMU tight end). Also added two carries for 11 yards. Selected to Dave Campbell's All Texas College Offense. His nine receiving touchdowns were the 10th-most in a single season in school history. Tallied four consecutive games with a touchdown reception.
- Sat out the 2018 season due to NCAA transfer rules.
- In 2017 at Rice, he appeared in 10 games (five starts) and recorded 18 receptions for 241 yards as well as six carries for 51 yards.
- As a true freshman, he competed in eight games (two starts) and accumulated 33 receptions for a team-high 381 yards and two touchdowns. Also contributed 41 yards on four carries. His 33 receptions ranked second on the team.

PERSONAL

- Attended Westlake High School in Austin, Texas and tallied 48 receptions for 739 yards and 11 touchdowns during his career.
- Was high school teammates with fellow 2021 Colts draft pick Sam Ehlinger.
- As a senior, he earned Second eTam All-District honors after he recorded 39 receptions for 630 yards and 10 touchdowns while also rushing for 100 yards after missing the first seven games of the season.
- Qualified for regionals in the 4x200 relay in track.
- Garnered Academic All-State Honorable Mention honors.
- Participated in the NFL's My Cause My Cleats initiative and represented KG's Kids (2021-23).
- Was a member of FCA and the National Honor Society.
- Held the last name of Skonning until his senior season of college, when he took the last name of his stepdad, David Granson.
- Grew up in Austin, Texas.

KYLEN GRANSON'S - NFL REGULAR SEASON STATISTICS

DATE	TEAM	GP	GS	RECEIVING					RUSHING				
				NO.	YDS.	AVG.	LG	TD	NO.	YDS.	AVG.	LG	TD
2021	Colts	17	0	11	106	9.6	27	0	0	0	0.0	0	0
2022	Colts	13	4	31	302	9.7	32	0	1	0	0.0	0	0
2023	Colts	15	7	30	368	12.3	46	1	1	2	2.0	2	0
TOTALS		45	11	72	776	10.8	46	1	2	2	1.0	2	0

KYLEN GRANSON'S - NFL REGULAR SEASON STATISTICS

DATE	TEAM	KICKOFF RETURNS					PUNT RETURNS					
		RET.	YDS.	AVG.	LG	TD	NO.	FC	YDS.	AVG.	LG	TD
2021	Colts	0	0	0.0	0	0	0	0	0	0.0	0	0
2022	Colts	1	15	15.0	15	0	0	0	0	0.0	0	0
2023	Colts	0	0	0.0	0	0	0	0	0	0.0	0	0
TOTALS		1	15	15.0	15	0	0	0	0	0.0	0	0

SINGLE-GAME HIGHS: RUSHING/RECEIVING

Rush Attempts	1 at Tennessee Titans, Dec 03, 2023 ...1 more at 1.	All-Purpose Yards	74 at Tennessee Titans, Dec 03, 2023 67 at Jacksonville Jaguars, Oct 15, 2023 62 at Atlanta Falcons, Dec 24, 2023 ...1 more at 62.
Rushing Yards	2 at Tennessee Titans, Dec 03, 2023	Kickoff Returns	1 at Jacksonville Jaguars, Sep 18, 2022
Longest Runs	2 at Tennessee Titans, Dec 03, 2023	Kickoff Return Yards	15 at Jacksonville Jaguars, Sep 18, 2022
Receptions	5 at Atlanta Falcons, Dec 24, 2023 4 vs. Jacksonville Jaguars, Sep 10, 2023 ...4 more at 4.	Longest Kickoff Return	15 at Jacksonville Jaguars, Sep 18, 2022
Receiving Yards	72 at Tennessee Titans, Dec 03, 2023 67 at Jacksonville Jaguars, Oct 15, 2023 62 at Atlanta Falcons, Dec 24, 2023 ...1 more at 62.	Special Teams Tackles	1 vs. Houston Texans, Jan 06, 2024 ...4 more at 1.
Receiving Average	24.0 at Tennessee Titans, Dec 03, 2023 22.3 at Jacksonville Jaguars, Oct 15, 2023 15.5 vs. Tennessee Titans, Oct 02, 2022	Most TDs	1 at Houston Texans, Sep 17, 2023
Longest Receptions	46 at Tennessee Titans, Dec 03, 2023 45 at Jacksonville Jaguars, Oct 15, 2023 32 at Las Vegas Raiders, Nov 13, 2022	Miscellaneous Tackles	1 at New England Patriots, Nov 12, 2023 ...3 more at 1.
Receiving TDs	1 at Houston Texans, Sep 17, 2023		

2021 GAME-BY-GAME REGULAR-SEASON STATISTICS (COLTS)

DATE	OPPONENT	P/S	RECEIVING					RUSHING					W/L	SCORE
			NO.	YDS.	AVG.	LG	TD	NO.	YDS.	AVG.	LG	TD		
09/12	Seahawks	P	0	0	0.0	0	0	0	0	0.0	0	0	L	16-28
09/19	Rams	P	0	0	0.0	0	0	0	0	0.0	0	0	L	24-27
09/26	at Titans	P	0	0	0.0	0	0	0	0	0.0	0	0	L	16-25
10/03	at Dolphins	P	1	3	3.0	3	0	0	0	0.0	0	0	W	27-17
10/11	at Ravens	P	2	19	9.5	15	0	0	0	0.0	0	0	L	25-31+
10/17	Texans	P	0	0	0.0	0	0	0	0	0.0	0	0	W	31-3
10/24	at 49ers	P	0	0	0.0	0	0	0	0	0.0	0	0	W	30-18
10/31	Titans	P	1	0	0.0	0	0	0	0	0.0	0	0	L	31-34+
11/04	Jets	P	1	27	27.0	27	0	0	0	0.0	0	0	W	45-30
11/14	Jaguars	P	1	15	15.0	15	0	0	0	0.0	0	0	W	23-17
11/21	at Bills	P	1	8	8.0	8	0	0	0	0.0	0	0	W	41-15
11/28	Buccaneers	P	2	22	11.0	15	0	0	0	0.0	0	0	L	31-38
12/05	at Texans	P	1	6	6.0	6	0	0	0	0.0	0	0	W	31-0
12/18	Patriots	P	0	0	0.0	0	0	0	0	0.0	0	0	W	27-17
12/25	at Cardinals	P	1	6	6.0	6	0	0	0	0.0	0	0	W	22-16
01/02	Raiders	P	0	0	0.0	0	0	0	0	0.0	0	0	L	20-23
01/09	at Jaguars	P	0	0	0.0	0	0	0	0	0.0	0	0	L	11-26
2021 TOTALS		17-0	11	106	9.6	27	0	0	0	0.0	0	0	9-8	

+ - Overtime

2022 GAME-BY-GAME REGULAR-SEASON STATISTICS (COLTS)

DATE	OPPONENT	P/S	RECEIVING					RUSHING					TD	W/L/T	SCORE
			NO.	YDS.	AVG.	LG	TD	NO.	YDS.	AVG.	LG	TD			
09/11	at Texans	P	3	22	7.3	12	0	0	0	0.0	0	0	0	T	20-20
09/18	at Jaguars	S	2	14	7.0	8	0	0	0	0.0	0	0	0	L	0-24
09/25	Chiefs	S	2	7	3.5	5	0	0	0	0.0	0	0	0	W	20-17
10/02	Titans	P	4	62	15.5	20	0	0	0	0.0	0	0	0	L	17-24
10/06	at Broncos	P	1	16	16.0	16	0	0	0	0.0	0	0	0	W	12-9+
10/16	Jaguars	S	4	38	9.5	17	0	0	0	0.0	0	0	0	W	34-27
10/23	at Titans	P	1	6	6.0	6	0	0	0	0.0	0	0	0	L	10-19
10/30	Commanders	P	3	11	3.7	15	0	0	0	0.0	0	0	0	L	16-17
11/06	at Patriots	P	0	0	0.0	0	0	1	0	0.0	0	0	0	L	3-26
11/13	at Raiders	P	4	57	14.3	32	0	0	0	0.0	0	0	0	W	25-20
11/20	Eagles	P	1	16	16.0	16	0	0	0	0.0	0	0	0	L	16-17
11/28	Steelers													L	17-24
12/04	at Cowboys	S	4	19	4.8	9	0	0	0	0.0	0	0	0	L	19-54
12/17	at Vikings	P	2	34	17.0	21	0	0	0	0.0	0	0	0	L	36-39+
12/26	Chargers													L	3-20
01/01	at Giants													L	10-38
01/08	Texans													L	31-32
2022 TOTALS		13-4	31	302	9.7	32	0	1	0	0.0	0	0	0	4-12-1	

+ - Overtime

2023 GAME-BY-GAME REGULAR-SEASON STATISTICS (COLTS)

DATE	OPPONENT	P/S	RECEIVING					RUSHING					TD	W/L	SCORE
			NO.	YDS.	AVG.	LG	TD	NO.	YDS.	AVG.	LG	TD			
09/10	Jaguars	P	4	39	9.8	14	0	0	0	0.0	0	0	0	L	21-31
09/17	at Texans	S	3	16	5.3	11	1	0	0	0.0	0	0	0	W	31-20
09/24	at Ravens	P	2	9	4.5	7	0	0	0	0.0	0	0	0	W	22-19+
10/01	Rams	P	2	24	12.0	17	0	0	0	0.0	0	0	0	L	23-29+
10/08	Titans	P	2	15	7.5	9	0	0	0	0.0	0	0	0	W	23-16
10/15	at Jaguars	S	3	67	22.3	45	0	0	0	0.0	0	0	0	L	20-37
10/22	Browns													L	38-39
10/29	Saints													L	27-38
11/05	at Panthers	P	0	0	0.0	0	0	0	0	0.0	0	0	0	W	27-13
11/12	at Patriots	S	1	5	5.0	5	0	0	0	0.0	0	0	0	W	10-6
11/26	Buccaneers	P	0	0	0.0	0	0	0	0	0.0	0	0	0	W	27-20
12/03	at Titans	S	3	72	24.0	46	0	1	2	2.0	2	0	0	W	31-28+
12/10	at Bengals	S	2	17	8.5	9	0	0	0	0.0	0	0	0	L	14-34
12/16	Steelers	P	1	6	6.0	6	0	0	0	0.0	0	0	0	W	30-13
12/24	at Falcons	S	5	62	12.4	16	0	0	0	0.0	0	0	0	L	10-29
12/31	Raiders	P	1	13	13.0	13	0	0	0	0.0	0	0	0	W	23-20
01/06	Texans	S	1	23	23.0	23	0	0	0	0.0	0	0	0	L	19-23
2023 TOTALS		15-7	30	368	12.3	46	1	1	2	2.0	2	0	0	9-8	

+ - Overtime

ARLINGTON HAMBRIGHT
GUARD

64



6-5 300 LBS

NFL EXP: 3

(3RD YEAR WITH THE COLTS)

BORN: 1/30/96



**COLLEGE:
COLORADO**

4TH-AND-SHORT

- In his first four seasons with the Colts (2022-23) and Bears (2020-21), he appeared in 11 games (one start).
- Spent his collegiate career at Colorado (2019), Oklahoma State (2017-18) and Garden City Community College (2015-16).
- Won the 2016 NJCAA National Championship.

Originally signed to the Colts practice squad on September 1, 2022.



 [@p.o.ps13](https://www.instagram.com/p.o.ps13)

NFL HIGHLIGHTS

- Has appeared in 11 games (one start) in his time with the Colts (2022-23) and Chicago Bears (2020-21).
- In 2023, he played in two games.
- Spent most of the 2022 season on the Colts practice squad.
- In 2021, he spent the majority of the season on Chicago's practice squad.
- As a rookie, he saw action in nine games (one start) and helped lead the way for David Montgomery to rush for over 1,000 yards.

COLLEGE HIGHLIGHTS

- Started all 16 games he appeared in at Colorado (2019) and Oklahoma State (2017-18). Also attended Garden City Community College from 2015-16.
- In 2019, he started 11 games and was named Pac-12 Offensive Lineman of the Week against Stanford.
- As a redshirt senior, he started five games at Oklahoma State. In those five games, the Cowboys averaged 43.3 points per game, 537.8 yards per game of total offense including 220.7 rushing yards per game.
- Redshirted the 2017 season.
- In 2016, he played for Garden City Community College and helped the team to an 11-0 record and led them to the NJCAA National Championship. The team averaged 194.8 rushing yards per game.
- As a freshman at Garden City CC, he was a part of an offense that averaged 321.2 yards per game. He also saw action on the defensive line.

PERSONAL

- Attended Belleville (Mich.) High School.
- Was rated at the No. 34 JUCO prospect by *Rivals*.
- As a senior, he played both offensive and defensive line in high school.
- Also competed in basketball.
- Participated in the NFL's My Cause My Cleats initiative and represented the American Cancer Society (2023).
- Graduated from Oklahoma State and pursued a graduate's degree from Colorado.
- A native of Ypsilanti, Mich.

ADDITIONAL TRANSACTIONS

- Signed by the Colts to a reserve/future contract on January 8, 2024.
- Signed to the Colts practice squad on September 20, 2022.
- Released from the Indianapolis practice squad on September 13, 2022
- Signed to the Colts practice squad on September 1, 2022.
- Waived by the New England Patriots on August 30, 2022.
- Signed by the Patriots to a reserve/future contract on January 18, 2022.
- Signed to the Chicago Bears practice squad on October 25, 2021.
- Signed to the Bears active roster from the practice squad on October 24, 2021.
- Signed to the Chicago practice squad on September 1, 2022.
- Waived by the Bears on August 31, 2022
- Selected by Chicago in the seventh round (226th overall) in the 2020 NFL Draft.

ARLINGTON HAMBRIGHT'S - NFL REGULAR SEASON STATISTICS

DATE	TEAM	GP	GS
2020	Bears	9	1
2021	Bears	0	0
2022	Patriots	0	0
Went from New England to Indianapolis .			
2022	Colts	0	0
2022	TOTAL	0	0
2023	Colts	2	0
TOTALS		11	1

ARLINGTON HAMBRIGHT'S - NFL POSTSEASON STATISTICS

DATE	TEAM	GP	GS
2020	Bears	1	0
TOTALS		1	0

2020 GAME-BY-GAME REGULAR-SEASON STATISTICS (BEARS)

DATE	OPPONENT	P/S		W/L	SCORE
09/13	at Lions		INACTIVE	W	27-23
09/20	Giants		INACTIVE	W	17-13
09/27	at Falcons		INACTIVE	W	30-26
10/04	Colts		INACTIVE	L	11-19
10/08	Buccaneers		INACTIVE	W	20-19
10/18	at Panthers		INACTIVE	W	23-16
10/26	at Rams		INACTIVE	L	10-24
11/01	Saints	P		L	23-26+
11/08	at Titans	S		L	17-24
11/16	Vikings	P		L	13-19
11/29	at Packers	P		L	25-41
12/06	Lions	P		L	30-34
12/13	Texans	P		W	36-7
12/20	at Vikings	P		W	33-27
12/27	at Jaguars	P		W	41-17
01/03	Packers	P		L	16-35
2020 TOTALS		9-1		8-8	

+ - Overtime

2021 GAME-BY-GAME REGULAR-SEASON STATISTICS (BEARS)

DATE	OPPONENT	P/S		W/L	SCORE
09/12	at Rams		PRACTICE SQUAD	L	14-34
09/19	Bengals		PRACTICE SQUAD	W	20-17
09/26	at Browns		PRACTICE SQUAD	L	6-26
10/03	Lions		PRACTICE SQUAD	W	24-14
10/10	at Raiders		PRACTICE SQUAD	W	20-9
10/17	Packers		PRACTICE SQUAD	L	14-24
10/24	at Buccaneers		PRACTICE SQUAD	L	3-38
10/31	49ers		PRACTICE SQUAD	L	22-33
11/08	at Steelers		PRACTICE SQUAD	L	27-29
11/21	Ravens		PRACTICE SQUAD	L	13-16
11/25	at Lions		PRACTICE SQUAD	W	16-14
12/05	Cardinals		PRACTICE SQUAD	L	22-33
12/12	at Packers		PRACTICE SQUAD	L	30-45
12/20	Vikings		PRACTICE SQUAD	L	9-17
12/26	at Seahawks		PRACTICE SQUAD	W	25-24
01/02	Giants		PRACTICE SQUAD	W	29-3
01/09	at Vikings		PRACTICE SQUAD	L	17-31
2021 TOTALS		0-0		6-11	

2022 GAME-BY-GAME REGULAR-SEASON STATISTICS (PATRIOTS/COLTS)

DATE	OPONENT	P/S		W/L	SCORE
09/11	at Dolphins		DID NOT PLAY	L	7-20
			Went from Patriots to Colts .		
09/18	at Jaguars		NOT ON ROSTER	L	0-24
09/25	Chiefs		PRACTICE SQUAD	W	20-17
10/02	Titans		PRACTICE SQUAD	L	17-24
10/06	at Broncos		PRACTICE SQUAD	W	12-9+
10/16	Jaguars		PRACTICE SQUAD	W	34-27
10/23	at Titans		PRACTICE SQUAD	L	10-19
10/30	Commanders		PRACTICE SQUAD	L	16-17
11/06	at Patriots		PRACTICE SQUAD	L	3-26
11/13	at Raiders		PRACTICE SQUAD	W	25-20
11/20	Eagles		PRACTICE SQUAD	L	16-17
11/28	Steelers		PRACTICE SQUAD	L	17-24
12/04	at Cowboys		PRACTICE SQUAD	L	19-54
12/17	at Vikings		PRACTICE SQUAD	L	36-39+
12/26	Chargers		PRACTICE SQUAD	L	3-20
01/01	at Giants		PRACTICE SQUAD	L	10-38
01/08	Texans		PRACTICE SQUAD	L	31-32
2022 TOTALS		0-0		4-13	

+ - Overtime

2023 GAME-BY-GAME REGULAR-SEASON STATISTICS (COLTS)

DATE	OPONENT	P/S		W/L	SCORE
09/10	Jaguars		PRACTICE SQUAD	L	21-31
09/17	at Texans		INACTIVE	W	31-20
09/24	at Ravens		INACTIVE	W	22-19+
10/01	Rams		DID NOT PLAY (NON-INJURY)	L	23-29+
10/08	Titans		DID NOT PLAY (NON-INJURY)	W	23-16
10/15	at Jaguars		DID NOT PLAY (NON-INJURY)	L	20-37
10/22	Browns		DID NOT PLAY (NON-INJURY)	L	38-39
10/29	Saints		DID NOT PLAY (NON-INJURY)	L	27-38
11/05	at Panthers	P		W	27-13
11/12	at Patriots		INACTIVE	W	10-6
11/26	Buccaneers		INACTIVE	W	27-20
12/03	at Titans		ON INACTIVE LIST	W	31-28+
12/10	at Bengals	P		L	14-34
12/16	Steelers		PRACTICE SQUAD	W	30-13
12/24	at Falcons		PRACTICE SQUAD	L	10-29
12/31	Raiders		PRACTICE SQUAD	W	23-20
01/06	Texans		PRACTICE SQUAD	L	19-23
2023 TOTALS		2-0		9-8	

+ - Overtime

2020 GAME-BY-GAME POSTSEASON STATISTICS (BEARS)

DATE	OPONENT	P/S		W/L	SCORE
01/10	at Saints	P		L	9-21
2020 TOTALS		1-0		0-1	

RONNIE HARRISON JR.

SAFETY

48

6-3 214 LBS

NFL EXP: 7

(2ND YEAR WITH THE COLTS)

BORN: 4/18/97



COLLEGE:
ALABAMA

4TH-AND-SHORT

- In his first six seasons, he played in 74 games (48 starts) with the Colts (2023), Browns (2020-22) and Jaguars (2018-19) and has compiled 238 tackles (156 solo), 10.0 tackles for loss, 6.5 sacks, 25 passes defended, seven interceptions (two returned for a touchdown), two fumble recoveries and five special teams stops.
- Made his debut start at linebacker in Week 14 at CIN and recorded a 36-yard pick-six, the second of his career.
- First Team All-SEC (2017).
- He won the 2015 and 2017 College Football Playoff National Championship with Alabama.



Signed by the Colts as a free agent on August 14, 2023.



 @Rharr_15

 @ronniegolive

NFL HIGHLIGHTS

- He has played in 74 career games (48 starts) in six seasons with the Colts (2023), Browns (2020-22) and Jaguars (2018-19) and compiled 238 tackles (156 solo), 10.0 tackles for loss, 6.5 sacks, 25 passes defended, seven interceptions (two returned for touchdowns), two fumble recoveries and five special teams stops. Has also appeared in two postseason contests (one start) and has tallied seven tackles (five solo) and 1.0 tackle for loss.
- He played in seven games (three starts) in 2023 and totaled 19 tackles (11 solo), 1.0 tackle for loss, 1.0 sack, two passes defended and two interceptions (one returned for a touchdown) as well as one special teams tackle. In Week 12 vs. TB, he registered one pass defended and one interception. In Week 14 at CIN, he registered four tackles (three solo), one pass defended and one interception returned for a touchdown. Harrison Jr. picked off Jake Browning late in the second quarter on a pass that was intended for Tanner Hudson and returned it 36 yards for a touchdown. It marked his second career pick-six. In Week 18 vs. HOU, he collected five tackles (three solo), 1.0 tackle for loss and 1.0 sack.
- Saw action in 16 games (five starts) in 2022 and totaled 23 tackles (16 solo), 0.5 sacks and one pass defended. He also had one special teams tackle.
- In 2021, he appeared in 12 games (11 starts) and collected 58 tackles (40 solo), 4.0 tackles for loss, 1.0 sack, three passes defended and one interception.
- Competed in 11 games (seven starts) in 2020 and tallied 37 tackles (23 solo), 1.0 sack, seven passes defended, one interception returned for a touchdown and one fumble recovery. He also had one special teams tackle. He also competed in two postseason contests (one start) and totaled seven tackles (five solo) and 1.0 tackle for loss.
- In 2019, he started 14 games and totaled 70 tackles (43 solo), 2.0 tackles for loss, 2.0 sacks, nine passes defended, two interceptions and one fumble recovery. He also had one special teams tackle.
- Played in 14 games (eight starts) in 2018 and collected 31 tackles (23 solo), 3.0 tackles for loss, 1.0 sack, three passes defended and one interception. He also had one special teams tackle.

COLLEGE HIGHLIGHTS

- Appeared in all 44 games (30 starts) during his three seasons (2015-17) at Alabama. His career totals include 177 tackles (110 solo), 7.0 tackles for loss, 3.5 sacks, 24 passes defended, seven interceptions, one forced fumble and two fumble recoveries.
- In 2017 he started all 15 games and totaled 74 tackles (43 solo), 4.5 tackles for loss, 2.5 sacks, seven passes defended and three interceptions.
- Named First Team All-SEC by the Associated Press and was a second-team selection by the conference's coaches in 2017.
- During his sophomore season in 2016, he started all 15 games and recorded 86 tackles (56 solo), 1.5 tackles for loss, nine passes defended, two interceptions and two fumble recoveries.
- As a freshman he appeared in all 15 games (one start) and tallied 17 tackles (11 solo), 1.0 tackle for loss, 1.0 sack, eight passes defended, two interceptions and one forced fumble.

PERSONAL

- Attended Florida State University High School.
- A consensus four-star prospect at safety.
- Was a PrepStar All-Southwest Regional player his senior season.
- Totaled 39 tackles with five passes defended and two fumble recoveries as a senior in 2014.
- As a quarterback, he threw for 2,076 yards and 13 touchdowns and rushed for 1,015 yards and 16 touchdowns his senior season.
- As a junior in 2013, he threw for 1,782 yards and 10 touchdowns while rushing for 916 yards and 18 touchdowns.
- Participated in the NFL's My Cause My Cleats initiative and represented the Boys and Girls Club of Indianapolis (2023).
- A native of Tallahassee, Fla.

ADDITIONAL TRANSACTIONS

- Re-signed by the Colts on March 14, 2024.
- Signed to the Colts active roster from the practice squad on November 21, 2023.
- Signed to the Indianapolis practice squad on August 30, 2023.
- Released by the Colts on August 29, 2023.
- Signed by Indianapolis as an unrestricted free agent on August 14, 2023.
- Re-signed by the Cleveland Browns as an unrestricted free agent on April 12, 2022.
- Acquired by the Browns in a trade with the Jacksonville Jaguars on September 3, 2020.
- Selected by the Jaguars in the third round (93rd overall) of the 2018 NFL Draft.

RONNIE HARRISON JR.'S - NFL REGULAR SEASON STATISTICS

DATE	TEAM	GP	GS	TACKLES								INTERCEPTIONS					FUMBLES				ST			MISC			
				TK	S	A	TFL	YDS	SK	YDS	QBH	NO	YDS	LG	TD	PD	FF	FR	TD	YDS	TK	S	A	FF	FR	S	A
2018	Jaguars	14	8	31	23	8	3	11	1.0	9.0	1	1	14	14	0	3	0	0	0	0	1	1	0	0	0	0	0
2019	Jaguars	14	14	70	43	27	2	7	2.0	6.0	1	2	66	35	0	9	0	1	0	0	1	1	0	0	0	0	
2020	Browns	11	7	37	23	14	0	0	1.0	0.0	1	1	47	47	1	7	0	1	0	0	1	1	0	0	0	0	
2021	Browns	12	11	58	39	19	4	10	1.0	8.0	1	1	0	0	0	3	0	0	0	0	0	0	0	0	0	0	
2022	Browns	16	5	23	16	7	0	0	0.5	4.0	1	0	0	0	0	1	0	0	0	0	1	0	1	0	0	0	
2023	Colts	7	3	19	11	8	1	10	1.0	10.0	1	2	45	36	1	2	0	0	0	0	1	0	1	0	0	0	
TOTALS		74	48	238	155	83	10	38	6.5	37.0	6	7	172	47T	2	25	0	2	0	0	5	3	2	0	0	0	

RONNIE HARRISON JR.'S - NFL POSTSEASON STATISTICS

DATE	TEAM	GP	GS	TACKLES								INTERCEPTIONS					FUMBLES				ST			MISC		
				TK	S	A	TFL	YDS	SK	YDS	QBH	NO	YDS	LG	TD	PD	FF	FR	TD	YDS	TK	S	A	FF	FR	S
2020	Browns	2	1	7	5	2	1	1	0.0	0.0	1	0	0	0	0	0	0	0	0	0	0	0	0	0	0	0
TOTALS		2	1	7	5	2	1	1	0.0	0.0	1	0	0	0	0	0	0	0	0	0	0	0	0	0	0	0

SINGLE-GAME HIGHS: DEFENSIVE

- Total Tackles** 14 at Baltimore Ravens, Nov 28, 2021
10 vs. Las Vegas Raiders, Nov 01, 2020
...1 more at 10.
- Solo Tackles** 11 at Baltimore Ravens, Nov 28, 2021
7 vs. New England Patriots, Sep 16, 2018
6 vs. Houston Texans, Nov 15, 2020
...2 more at 6.
- Sacks** 1.0 vs. Houston Texans, Jan 06, 2024
...5 more at 1.0.
- Passes Defensed** 2 vs. Indianapolis Colts, Oct 11, 2020
...2 more at 2.
- Fumble Recoveries** 1 at Cincinnati Bengals, Oct 25, 2020
...1 more at 1.
- Tackles For Loss** 1 vs. Houston Texans, Jan 06, 2024
...9 more at 1.
- Interceptions** 1 at Cincinnati Bengals, Dec 10, 2023
...6 more at 1.
- Interception Return Yards** 47 vs. Indianapolis Colts, Oct 11, 2020
35 at Cincinnati Bengals, Oct 20, 2019
31 at Denver Broncos, Sep 29, 2019
- Special Teams Tackles** 1 vs. Cincinnati Bengals, Sep 17, 2020
...2 more at 1.

SINGLE-GAME HIGHS - POSTSEASON: DEFENSIVE

- Total Tackles** 4 at Pittsburgh Steelers, Jan 10, 2021
3 at Kansas City Chiefs, Jan 17, 2021
- Solo Tackles** 3 at Kansas City Chiefs, Jan 17, 2021
2 at Pittsburgh Steelers, Jan 10, 2021
- Tackles For Loss** 1 at Kansas City Chiefs, Jan 17, 2021

2018 GAME-BY-GAME REGULAR-SEASON STATISTICS (JAGUARS)

DATE	OPPONENT	P/S	TACKLES								INTERCEPTIONS					FUMBLES				ST			W/L	SCORE				
			TK	S	A	SK	YDS	TFL	YDS	QBH	NO	YDS	LG	TD	PD	FF	FR	TD	YDS	TK	S	A			FF	FR	S	A
09/09	at Giants	S	2	1	1	0.0	0.0	0	0	0	0	0	0	0	0	0	0	0	0	0	1	1	0	0	0	0	W	20-15
09/16	Patriots	S	7	7	0	0.0	0.0	0	0	0	0	0	0	0	0	0	0	0	0	0	0	0	0	0	0	0	W	31-20
09/23	Titans	S	0	0	0	0.0	0.0	0	0	0	0	0	0	0	0	0	0	0	0	0	0	0	0	0	0	L	6-9	
09/30	Jets	P	0	0	0	0.0	0.0	0	0	0	0	0	0	0	0	0	0	0	0	0	0	0	0	0	0	W	31-12	
10/07	at Chiefs	P	2	0	2	0.0	0.0	0	0	0	0	0	0	0	0	0	0	0	0	0	0	0	0	0	0	L	14-30	
10/14	at Cowboys	P	3	1	2	0.0	0.0	1	1	0	0	0	0	0	0	0	0	0	0	0	0	0	0	0	0	L	7-40	
10/21	Texans	S	6	4	2	0.0	0.0	1	1	0	0	0	0	0	0	0	0	0	0	0	0	0	0	0	0	L	7-20	
10/28	Eagles	S	3	3	0	0.0	0.0	0	0	0	0	0	0	0	0	0	0	0	0	0	0	0	0	0	0	L	18-24	
11/11	at Colts	P	0	0	0	0.0	0.0	0	0	0	0	0	0	0	1	0	0	0	0	0	0	0	0	0	0	L	26-29	
11/18	Steelers	P	0	0	0	0.0	0.0	0	0	0	0	0	0	0	0	0	0	0	0	0	0	0	0	0	0	L	16-20	
11/25	at Bills	P	0	0	0	0.0	0.0	0	0	0	0	0	0	0	1	0	0	0	0	0	0	0	0	0	0	L	21-24	
12/02	Colts	S	3	2	1	1.0	9.0	1	9	1	0	0	0	0	0	0	0	0	0	0	0	0	0	0	0	W	6-0	
12/06	at Titans	S	5	5	0	0.0	0.0	0	0	0	1	14	14	0	1	0	0	0	0	0	0	0	0	0	0	L	9-30	
12/16	Redskins	S	0	0	0	0.0	0.0	0	0	0	0	0	0	0	0	0	0	0	0	0	0	0	0	0	0	L	13-16	
12/23	at Dolphins																									W	17-7	
12/30	at Texans																									L	3-20	
2018 TOTALS		14-8	31	23	8	1.0	9.0	3	11	1	1	14	14	0	3	0	0	0	0	1	1	0	0	0	0	0	5-11	

2019 GAME-BY-GAME REGULAR-SEASON STATISTICS (JAGUARS)

DATE	OPPONENT	P/S	TACKLES							INTERCEPTIONS				FUMBLES			ST			MISC		W/L	SCORE				
			TK	S	A	SK	YDS	TFL	YDS	QBH	NO	YDS	LG	TD	PD	FF	FR	TD	YDS	TK	S			A	FF	FR	S
09/08	Chiefs	S	5	5	0	0	0	0	1	1	0	0	0	0	0	0	0	0	1	1	0	0	0	0	L	26-40	
09/15	at Texans	S	8	4	4	1.0	0	0	0	0	0	0	0	0	0	0	0	0	0	0	0	0	0	0	L	12-13	
09/19	Titans	S	10	4	6	0.0	0	0	0	0	0	0	0	0	1	0	0	0	0	0	0	0	0	0	W	20-7	
09/29	at Broncos	S	5	3	2	0.0	0	0	0	0	1	31	31	0	1	0	0	0	0	0	0	0	0	0	W	26-24	
10/06	at Panthers	S	6	4	2	0.0	0	0	0	0	0	0	0	0	0	0	0	0	0	0	0	0	0	0	L	27-34	
10/13	Saints	S	4	2	2	0.0	0	0	0	0	0	0	0	0	0	0	0	0	0	0	0	0	0	0	L	6-13	
10/20	at Bengals	S	3	2	1	0.0	0	0	0	0	1	35	35	0	2	1	1	0	0	0	0	0	0	0	W	27-17	
10/27	Jets	S	5	2	3	1.0	6.0	1	6	1	0	0	0	0	0	0	0	0	0	0	0	0	0	0	W	29-15	
11/03	Texans	S	1	1	0	0.0	0	0	0	0	0	0	0	0	1	0	0	0	0	0	0	0	0	0	L	3-26	
11/17	at Colts	S	6	4	2	0.0	0	0	0	0	0	0	0	0	0	0	0	0	0	0	0	0	0	0	L	13-33	
11/24	at Titans	S	1	1	0	0.0	0	0	0	0	0	0	0	0	0	0	0	0	0	0	0	0	0	0	L	20-42	
12/01	Buccaneers																								L	11-28	
12/08	Chargers																								L	10-45	
12/15	at Raiders	S	7	6	1	0.0	0	0	0	0	0	0	0	0	1	0	0	0	0	0	0	0	0	0	W	20-16	
12/22	at Falcons	S	5	2	3	0.0	0	0	0	0	0	0	0	0	1	0	0	0	0	0	0	0	0	0	L	12-24	
12/29	Colts	S	4	3	1	0.0	0	0	0	0	0	0	0	0	2	0	0	0	0	0	0	0	0	0	W	38-20	
2019 TOTALS		14-14	70	43	27	2.0	6.0	2	7	1	2	66	35	0	9	0	1	0	0	0	1	1	0	0	0	0	6-10

2020 GAME-BY-GAME REGULAR-SEASON STATISTICS (BROWNS)

DATE	OPPONENT	P/S	TACKLES							INTERCEPTIONS				FUMBLES			ST			MISC		W/L	SCORE				
			TK	S	A	SK	YDS	TFL	YDS	QBH	NO	YDS	LG	TD	PD	FF	FR	TD	YDS	TK	S			A	FF	FR	S
09/13	at Ravens	P	0	0	0	0.0	0	0	0	0	0	0	0	0	0	0	0	0	0	0	0	0	0	0	0	L	6-38
09/17	Bengals	P	1	1	0	0.0	0	0	0	0	0	0	0	0	0	0	0	0	0	1	1	0	0	0	0	W	35-30
09/27	Football Team	P	1	1	0	0.0	0	0	0	0	0	0	0	0	0	0	0	0	0	0	0	0	0	0	0	W	34-20
10/04	at Cowboys	P	0	0	0	0.0	0	0	0	0	0	0	0	0	1	0	0	0	0	0	0	0	0	0	0	W	49-38
10/11	Colts	S	2	1	1	0.0	0	0	0	0	1	47	47	1	2	0	0	0	0	0	0	0	0	0	0	W	32-23
10/18	at Steelers																								L	7-38	
10/25	at Bengals	S	9	6	3	1.0	0	0	0	0	0	0	0	0	1	0	1	0	0	0	0	0	0	0	0	W	37-34
11/01	Raiders	S	10	2	8	0.0	0	0	0	0	0	0	0	0	1	0	0	0	0	0	0	0	0	0	0	L	6-16
11/15	Texans	S	6	6	0	0.0	0	0	0	1	0	0	0	0	1	0	0	0	0	0	0	0	0	0	0	W	10-7
11/22	Eagles	S	1	0	1	0.0	0	0	0	0	0	0	0	0	0	0	0	0	0	0	0	0	0	0	0	W	22-17
11/29	at Jaguars	S	1	1	0	0.0	0	0	0	0	0	0	0	0	0	0	0	0	0	0	0	0	0	0	0	W	27-25
12/06	at Titans																									W	41-35
12/14	Ravens																									L	42-47
12/20	at Giants																									W	20-6
12/27	at Jets																									L	16-23
01/03	Steelers	S	6	5	1	0.0	0	0	0	0	0	0	0	0	1	0	0	0	0	0	0	0	0	0	0	W	24-22
2020 TOTALS		11-7	37	23	14	1.0	0.0	0	0	1	1	47	47T	1	7	0	1	0	0	0	1	1	0	0	0	0	11-5

2021 GAME-BY-GAME REGULAR-SEASON STATISTICS (BROWNS)

DATE	OPPONENT	P/S	TACKLES							INTERCEPTIONS				FUMBLES			ST			MISC		W/L	SCORE				
			TK	S	A	SK	YDS	TFL	YDS	QBH	NO	YDS	LG	TD	PD	FF	FR	TD	YDS	TK	S			A	FF	FR	S
09/12	at Chiefs	S	2	1	1	0.0	0	0	0	0	0	0	0	0	0	0	0	0	0	0	0	0	0	0	0	L	29-33
09/19	Texans	S	7	5	2	0.0	0	1	1	0	0	0	0	0	0	0	0	0	0	0	0	0	0	0	0	W	31-21
09/26	Bears	S	3	2	1	1.0	8.0	1	8	1	0	0	0	0	1	0	0	0	0	0	0	0	0	0	0	W	26-6
10/03	at Vikings	S	1	1	0	0.0	0	0	0	0	0	0	0	0	0	0	0	0	0	0	0	0	0	0	0	W	14-7
10/10	at Chargers	S	2	0	2	0.0	0	0	0	0	0	0	0	0	1	0	0	0	0	0	0	0	0	0	0	L	42-47
10/17	Cardinals	S	4	3	1	0.0	0	0	0	0	0	0	0	0	0	0	0	0	0	0	0	0	0	0	0	L	14-37
10/21	Broncos	S	5	3	2	0.0	0	0	0	0	0	0	0	0	0	0	0	0	0	0	0	0	0	0	0	W	17-14
10/31	Steelers	S	6	5	1	0.0	0	0	0	0	0	0	0	0	0	0	0	0	0	0	0	0	0	0	0	L	10-15
11/07	at Bengals	S	2	0	2	0.0	0	0	0	0	0	0	0	0	0	0	0	0	0	0	0	0	0	0	0	W	41-16
11/14	at Patriots	S	6	4	2	0.0	0	1	1	0	0	0	0	0	0	0	0	0	0	0	0	0	0	0	0	L	7-45
11/21	Lions	P	6	4	2	0.0	0	1	0	0	0	0	0	0	0	0	0	0	0	0	0	0	0	0	0	W	13-10
11/28	at Ravens	S	14	11	3	0.0	0	0	0	0	1	0	0	0	1	0	0	0	0	0	0	0	0	0	0	L	10-16
12/12	Ravens																									W	24-22
12/20	Raiders																									L	14-16
12/25	at Packers																									L	22-24
01/03	at Steelers																									L	14-26
01/09	Bengals																									W	21-16
2021 TOTALS		12-11	58	39	19	1.0	8.0	4	10	1	1	0	0	0	3	0	0	0	0	0	0	0	0	0	0	0	8-9

2022 GAME-BY-GAME REGULAR-SEASON STATISTICS (BROWNS)

DATE	OPPONENT	P/S	TACKLES							INTERCEPTIONS					FUMBLES			ST			MISC		W/L	SCORE				
			TK	S	A	SK	YDS	TFL	YDS	QBH	NO	YDS	LG	TD	PD	FF	FR	TD	YDS	TK	S	A			FF	FR	S	A
09/11	at Panthers	S	2	1	1	0.5	4.0	0	0	1	0	0	0	0	0	0	0	0	0	0	0	0	0	0	0	0	W	26-24
09/18	Jets	S	1	0	1	0.0	0.0	0	0	0	0	0	0	0	0	0	0	0	0	0	0	0	0	0	0	L	30-31	
09/22	Steelers		DID NOT PLAY (NON-INJURY)																				W	29-17				
10/02	at Falcons	P	2	2	0	0.0	0.0	0	0	0	0	0	0	0	0	0	0	0	0	0	0	0	0	0	0	L	20-23	
10/09	Chargers	S	2	2	0	0.0	0.0	0	0	0	0	0	0	0	0	0	0	0	0	0	0	0	0	0	0	L	29-30	
10/16	Patriots	P	0	0	0	0.0	0.0	0	0	0	0	0	0	0	0	0	0	0	0	0	0	0	0	0	0	L	15-38	
10/23	at Ravens	S	2	2	0	0.0	0.0	0	0	0	0	0	0	0	0	0	0	0	0	0	0	0	0	0	0	L	20-23	
10/31	Bengals	P	0	0	0	0.0	0.0	0	0	0	0	0	0	0	0	0	0	0	0	0	0	0	0	0	0	W	32-13	
11/13	at Dolphins	S	2	2	0	0.0	0.0	0	0	0	0	0	0	0	0	0	0	0	0	0	0	0	0	0	0	L	17-39	
11/20	at Bills	P	1	1	0	0.0	0.0	0	0	0	0	0	0	0	0	0	0	0	0	0	0	0	0	0	0	L	23-31	
11/27	Buccaneers	P	1	1	0	0.0	0.0	0	0	0	0	0	0	0	0	0	0	0	0	0	0	0	0	0	0	W	23-17+	
12/04	at Texans	P	1	0	1	0.0	0.0	0	0	0	0	0	0	0	0	0	0	0	0	0	0	0	0	0	0	W	27-14	
12/11	at Bengals	P	2	1	1	0.0	0.0	0	0	0	0	0	0	0	0	0	0	0	0	0	0	0	0	0	0	L	10-23	
12/17	Ravens	P	5	3	2	0.0	0.0	0	0	0	0	0	0	0	1	0	0	0	0	0	0	0	0	0	0	W	13-3	
12/24	Saints	P	1	1	0	0.0	0.0	0	0	0	0	0	0	0	0	0	0	0	0	0	0	0	0	0	0	L	10-17	
01/01	at Commanders	P	0	0	0	0.0	0.0	0	0	0	0	0	0	0	0	0	0	0	0	0	0	0	0	0	0	W	24-10	
01/08	at Steelers	P	1	0	1	0.0	0.0	0	0	0	0	0	0	0	0	0	0	0	0	0	0	0	0	0	0	L	14-28	
2022 TOTALS			16-5	23	16	7	0.5	4.0	0	0	1	0	0	0	0	1	0	0	0	0	0	1	0	1	0	0	7-10	

+ - Overtime

2023 GAME-BY-GAME REGULAR-SEASON STATISTICS (COLTS)

DATE	OPPONENT	P/S	TACKLES							INTERCEPTIONS					FUMBLES			ST			MISC		W/L	SCORE				
			TK	S	A	SK	YDS	TFL	YDS	QBH	NO	YDS	LG	TD	PD	FF	FR	TD	YDS	TK	S	A			FF	FR	S	A
09/10	Jaguars		PRACTICE SQUAD																				L	21-31				
09/17	at Texans		PRACTICE SQUAD																				W	31-20				
09/24	at Ravens		PRACTICE SQUAD																				W	22-19+				
10/01	Rams		PRACTICE SQUAD																				L	23-29+				
10/08	Titans		PRACTICE SQUAD																				W	23-16				
10/15	at Jaguars		PRACTICE SQUAD																				L	20-37				
10/22	Browns		PRACTICE SQUAD																				L	38-39				
10/29	Saints		PRACTICE SQUAD																				L	27-38				
11/05	at Panthers		PRACTICE SQUAD																				W	27-13				
11/12	at Patriots		PRACTICE SQUAD																				W	10-6				
11/26	Buccaneers	P	0	0	0	0.0	0.0	0	0	0	1	9	9	0	1	0	0	0	0	0	0	0	0	0	0	0	W	27-20
12/03	at Titans	P	2	0	2	0.0	0.0	0	0	0	0	0	0	0	0	0	0	0	0	0	0	0	0	0	0	0	W	31-28+
12/10	at Bengals	S	4	3	1	0.0	0.0	0	0	0	1	36	36	1	1	0	0	0	0	0	0	0	0	0	0	0	L	14-34
12/16	Steelers	P	0	0	0	0.0	0.0	0	0	0	0	0	0	0	0	0	0	0	0	0	0	0	0	0	0	0	W	30-13
12/24	at Falcons	P	3	2	1	0.0	0.0	0	0	0	0	0	0	0	0	0	0	0	0	0	0	0	0	0	0	0	L	10-29
12/31	Raiders	S	5	3	2	0.0	0.0	0	0	0	0	0	0	0	0	0	0	0	0	0	0	0	0	0	0	0	W	23-20
01/06	Texans	S	5	3	2	1.0	10.0	1	10	1	0	0	0	0	0	0	0	0	0	0	0	0	0	0	0	0	L	19-23
2023 TOTALS			7-3	19	11	8	1.0	10.0	1	10	1	2	45	36T	1	2	0	0	0	0	0	0	1	0	1	0	0	9-8

+ - Overtime

2020 GAME-BY-GAME POSTSEASON STATISTICS (BROWNS)

DATE	OPPONENT	P/S	TACKLES							INTERCEPTIONS					FUMBLES			ST			MISC		W/L	SCORE				
			TK	S	A	SK	YDS	TFL	YDS	QBH	NO	YDS	LG	TD	PD	FF	FR	TD	YDS	TK	S	A			FF	FR	S	A
01/10	at Steelers	P	4	2	2	0.0	0.0	0	0	0	0	0	0	0	0	0	0	0	0	0	0	0	0	0	0	0	W	48-37
01/17	at Chiefs	S	3	3	0	0.0	0.0	1	1	1	0	0	0	0	0	0	0	0	0	0	0	0	0	0	0	0	L	17-22
2020 TOTALS			2-1	7	5	2	0.0	0.0	1	1	1	0	0	0	0	0	0	0	0	0	0	0	0	0	0	0	1-1	

EVAN HULL
RUNNING BACK

26

5-11 209 LBS
NFL EXP: 2
(2ND YEAR WITH THE COLTS)
BORN: 10/26/00



COLLEGE:
NORTHWESTERN

4TH-AND-SHORT

- In his first season, he played in one game and totaled one carry for one yard and one reception for six yards.
- Played in 37 career games (23 starts) at Northwestern (2019-22) and compiled 488 carries for 2,417 yards (5.0 avg.) and 18 touchdowns. Also registered 94 receptions for 851 yards and four touchdowns.
- 2x Honorable Mention All-Big Ten (2021-22).
- Led FBS running backs in receptions and was second amongst all Big Ten receivers with 483 yards after the catch in 2022.



Selected by the Colts in the fifth round (176th overall) of the 2023 NFL Draft.



 [@hull7hull](https://twitter.com/hull7hull)

 [@incredible.hull](https://www.instagram.com/incredible.hull)

NFL HIGHLIGHTS

- In 2023, he appeared in one game and recorded one carry for one yard and one reception for six yards. He was placed on the Injured Reserve list on Sept. 12.

COLLEGE HIGHLIGHTS

- Played in 37 career games (23 starts) at Northwestern (2019-22) and compiled 488 carries for 2,417 yards (5.0 avg.) and 18 touchdowns. Also registered 94 receptions for 851 yards and four touchdowns. Garnered All-Big Ten Honorable Mention recognition in each of his last two seasons.
- In 2022, he earned All-Big Ten Honorable Mention recognition after he started all 12 games and finished with 221 carries for 913 yards and five touchdowns. Also tallied 55 receptions for 546 yards and two touchdowns. Led FBS running backs in receptions and was second amongst all Big Ten receivers with 483 yards after the catch. Became only the 16th player since 2000 to average over 75 rushing yards and 45 receiving yards a game over an entire season. Had five 100-yard rushing games. Against Purdue, he finished with 22 carries for 105 yards and one touchdown. Compiled 30 carries for 122 yards and one touchdown vs. No. 2 Ohio State. Added one reception for four yards. Had 14 receptions for 213 yards and one touchdown against Duke. Also compiled 17 carries for 65 yards and one touchdown.
- Appeared in 12 games (11 starts) in 2021 and registered 196 carries for 1,009 yards and seven touchdowns. In the passing game, he contributed 33 receptions for 264 yards and two touchdowns. Earned All-Big Ten Honorable Mention recognition. Ranked sixth in the Big Ten in rushing yards and eighth in rushing touchdowns. Led the team in all-purpose yards (1,276) and averaged over 100 all-purpose yards per game. Finished with four 100-yard rushing games, including 216 rushing yards and two touchdowns against Ohio. Against Indiana State, he tallied 22 carries for 126 yards and two touchdowns.
- In 2020, he saw action in nine games and tallied 25 carries for 209 yards and two touchdowns. Added six receptions for 41 yards. Compiled 13 carries for 149 yards and one touchdown vs. Illinois.
- As a true freshman in 2019, he played in four games and compiled 46 carries for 286 yards and four touchdowns. Earned a redshirt. Against Massachusetts, finished with 24 carries for 220 yards and four touchdowns.

PERSONAL

- Attended Maple Grove High School, where he was a three-star prospect and the No. 6 player in the state of Minnesota according to *247Sports*.
- Set Maple Grove career rushing record with 4,140 total yards.
- Selected as a team captain as a senior and registered 1,915 rushing yards and 19 touchdowns.
- Named to the *Star Tribune* All-Metro Team, an All-Conference selection and an Associated Press all-state honoree as a senior.
- As a junior, ran for 2,177 yards and 19 touchdowns.
- In 2017, he scored 10 touchdowns and averaged 226 yards in Maple Grove's four state-tournament games.
- Two-time Minnesota Associated Press First Team All-State selection.
- Participated in the Minnesota Vikings All-Star Game.
- Also was a four-time letterwinner in wrestling.
- A native of Maple Grove, Minn.

EVAN HULL'S - NFL REGULAR SEASON STATISTICS

DATE	TEAM	RUSHING								RECEIVING				
		GP	GS	NO.	YDS.	AVG.	LG	TD	NO.	YDS.	AVG.	LG	TD	
2023	Colts	1	0	1	1	1.0	1	0	1	6	6.0	6	0	
TOTALS		1	0	1	1	1.0	1	0	1	6	6.0	6	0	

EVAN HULL'S - NFL REGULAR SEASON STATISTICS

DATE	TEAM	KICKOFF RETURNS					PUNT RETURNS					
		RET.	YDS.	AVG.	LG	TD	NO.	FC	YDS.	AVG.	LG	TD
2023	Colts	0	0	0.0	0	0	0	0	0	0.0	0	0
TOTALS		0	0	0.0	0	0	0	0	0	0.0	0	0

SINGLE-GAME HIGHS: RUSHING/RECEIVING

Longest Runs 1 vs. Jacksonville Jaguars, Sep 10, 2023
Receptions 1 vs. Jacksonville Jaguars, Sep 10, 2023

Longest Receptions 6 vs. Jacksonville Jaguars, Sep 10, 2023

2023 GAME-BY-GAME REGULAR-SEASON STATISTICS (COLTS)

DATE	OPPONENT	P/S	RUSHING					RECEIVING					W/L	SCORE
			NO.	YDS.	AVG.	LG	TD	NO.	YDS.	AVG.	LG	TD		
09/10	Jaguars	P	1	1	1.0	1	0	1	6	6.0	6	0	L	21-31
09/17	at Texans												W	31-20
09/24	at Ravens												W	22-19+
10/01	Rams												L	23-29+
10/08	Titans												W	23-16
10/15	at Jaguars												L	20-37
10/22	Browns												L	38-39
10/29	Saints												L	27-38
11/05	at Panthers												W	27-13
11/12	at Patriots												W	10-6
11/26	Buccaneers												W	27-20
12/03	at Titans												W	31-28+
12/10	at Bengals												L	14-34
12/16	Steelers												W	30-13
12/24	at Falcons												L	10-29
12/31	Raiders												W	23-20
01/06	Texans												L	19-23
2023 TOTALS		1-0	1	1	1.0	1	0	1	6	6.0	6	0	9-8	

+ - Overtime

ERIC JOHNSON II
DEFENSIVE TACKLE

93



6-4 299 LBS
NFL EXP: 3
(3RD YEAR WITH THE COLTS)
BORN: 7/16/98



COLLEGE:
MISSOURI STATE

4TH-AND-SHORT

- In his first two seasons (2022-23), he appeared in 28 games and compiled 18 tackles (seven solo), 1.0 tackle for loss, 1.0 sack and one fumble recovery.
- 2x Second Team All-Missouri Valley Football Conference (2020, 2021).
- His father, Eric Johnson, was an All-MVFC defensive lineman at Illinois State in 1996 and participated in training camp with the New York Jets in 1997. He played professionally in the CFL, XFL and indoor football league for 10 seasons.

Selected by the Colts in the fifth round (159th overall) of the 2022 NFL Draft.



FOLLOWING DAD'S LEAD

Eric Johnson II's father gave him the blueprint for a successful football career. Eric Johnson was an All-MVFC defensive lineman at Illinois State in 1996 and participated in training camp with the New York Jets in 1997. He played professionally in the CFL, XFL and Indoor Football League for 10 seasons. Johnson II earned All-Conference honors as a junior in high school, but saw his production soar after his dad decided to join the coaching staff and coach him and the defensive line. Johnson II took all of his dad's advice and finished with 17.0 sacks en route to an opportunity at Missouri State and then becoming the first defensive player selected in the NFL Draft in school history.

NFL HIGHLIGHTS

- In two seasons (2022-23) with the Colts, he has played in 28 games and has totaled 18 tackles (seven solo), 1.0 tackle for loss, 1.0 sack and one fumble recovery.
- He appeared in 14 games in 2023 and recorded 15 tackles (six solo), 1.0 tackle for loss and 1.0 sack. In Week 9 at CAR, he totaled one solo tackle and his first career half sack.
- In 2022, he appeared in 14 games and compiled three tackles (one solo) and one fumble recovery.

COLLEGE HIGHLIGHTS

- Appeared in 55 games (47 starts) at Missouri State (2016-21) and compiled 131 tackles (56 solo), 19.5 tackles for loss, 6.5 sacks, two passes defended, two forced fumbles, three fumble recoveries, two blocked field goals and two blocked extra points. Played in a school-record 55 consecutive games as a five-year starter.
- In 2021, he earned Second Team All-MVFC honors after he started all 12 games and compiled 43 tackles (19 solo), 6.5 tackles for loss, 1.5 sacks, two passes defended, one forced fumble, one fumble recovery and two blocked extra points.
- Started 10 games in 2020 and registered 27 tackles (15 solo), 6.0 tackles for loss, 1.5 sacks, one fumble recovery and one blocked field goal. Earned Second Team All-MVFC honors.
- In 2019, he played in all 11 games (seven starts) and finished with 18 tackles (three solo).
- Saw action in all 11 games (nine starts) in 2018 and registered 25 tackles (13 solo), 4.0 tackles for loss, 2.5 sacks, one forced fumble, one fumble recovery and one blocked field goal.
- In 2017, he played in all 11 games (nine starts) and tallied 18 tackles (six solo), 3.0 tackles for loss and 1.0 sack.
- Redshirted the 2016 season.

PERSONAL

- Attended Plainfield South (Ill.) High School.
- Compiled 29.0 tackles for loss and 17.0 sacks for the Cougars en route to earning his second straight All-Conference recognition in 2015.
- Successful wrestler, who finished second at the 2015 IHSA Class 3A state tournament and carried the top ranking in his weight class into his senior year.
- Also lettered in track.
- Participated in the NFLPA Collegiate Bowl and Senior Bowl.
- In 2023, he volunteered to build a playground and around the holidays for Horseshoe Helpings and Shop with a Colt as community initiatives.
- Participated in the NFL's My Cause My Cleats initiative and represented The CJ Morgan Foundation (2023).
- His father, Eric Johnson, was an All-MVFC defensive lineman at Illinois State in 1996 and participated in training camp with the New York Jets in 1997. He played professionally in the CFL, XFL and Indoor Football League for 10 seasons.
- His younger brother, Marcellus played offensive line at Eastern Michigan (2018-22).
- Born in Normal, Ill. and raised in Plainfield, Ill.

ERIC JOHNSON II'S - NFL REGULAR SEASON STATISTICS

DATE	TEAM	GP	TACKLES								INTERCEPTIONS					FUMBLES					ST				MISC		
			GS	TK	S	A	TFL	YDS	SK	YDS	QBH	NO	YDS	LG	TD	PD	FF	FR	TD	YDS	TK	S	A	FF	FR	S	A
2022	Colts	14	0	3	1	2	0	0	0.0	0.0	0	0	0	0	0	0	0	1	0	0	0	0	0	0	0	0	0
2023	Colts	14	0	15	6	9	1	1	1.0	5.0	3	0	0	0	0	0	0	0	0	0	0	0	0	0	0	0	
TOTALS		28	0	18	7	11	1	1	1.0	5.0	3	0	0	0	0	0	0	1	0	0	0	0	0	0	0	0	

SINGLE-GAME HIGHS: DEFENSIVE

Total Tackles 2 vs. Las Vegas Raiders, Dec 31, 2023
...3 more at 2.

Sacks 0.5 at Tennessee Titans, Dec 03, 2023
Tackles For Loss 1 at Jacksonville Jaguars, Oct 15, 2023

Solo Tackles 2 at New England Patriots, Nov 12, 2023
1 vs. Las Vegas Raiders, Dec 31, 2023
...4 more at 1.

2022 GAME-BY-GAME REGULAR-SEASON STATISTICS (COLTS)

DATE	OPPONENT	P/S	TACKLES								INTERCEPTIONS					FUMBLES					ST				MISC			W/L	SCORE
			TK	S	A	SK	YDS	TFL	YDS	QBH	NO	YDS	LG	TD	PD	FF	FR	TD	YDS	TK	S	A	FF	FR	S	A			
09/11	at Texans	P	0	0	0	0.0	0.0	0	0	0	0	0	0	0	0	0	0	0	0	0	0	0	0	0	0	0	T	20-20	
09/18	at Jaguars	P	0	0	0	0.0	0.0	0	0	0	0	0	0	0	0	0	0	0	0	0	0	0	0	0	0	L	0-24		
09/25	Chiefs	P	0	0	0	0.0	0.0	0	0	0	0	0	0	0	0	0	0	0	0	0	0	0	0	0	0	W	20-17		
10/02	Titans	P	0	0	0	0.0	0.0	0	0	0	0	0	0	0	0	0	0	0	0	0	0	0	0	0	0	L	17-24		
10/06	at Broncos	P	0	0	0	0.0	0.0	0	0	0	0	0	0	0	0	0	0	0	0	0	0	0	0	0	0	W	12-9+		
10/16	Jaguars																									W	34-27		
10/23	at Titans																									L	10-19		
10/30	Commanders	P	0	0	0	0.0	0.0	0	0	0	0	0	0	0	0	0	0	0	0	0	0	0	0	0	0	L	16-17		
11/06	at Patriots	P	0	0	0	0.0	0.0	0	0	0	0	0	0	0	0	0	0	0	0	0	0	0	0	0	0	L	3-26		
11/13	at Raiders	P	1	0	1	0.0	0.0	0	0	0	0	0	0	0	0	0	0	0	0	0	0	0	0	0	0	W	25-20		
11/20	Eagles	P	0	0	0	0.0	0.0	0	0	0	0	0	0	0	1	0	0	0	0	0	0	0	0	0	0	L	16-17		
11/28	Steelers	P	2	1	1	0.0	0.0	0	0	0	0	0	0	0	0	0	0	0	0	0	0	0	0	0	0	L	17-24		
12/04	at Cowboys	P	0	0	0	0.0	0.0	0	0	0	0	0	0	0	0	0	0	0	0	0	0	0	0	0	0	L	19-54		
12/17	at Vikings	P	0	0	0	0.0	0.0	0	0	0	0	0	0	0	0	0	0	0	0	0	0	0	0	0	0	L	36-39+		
12/26	Chargers	P	0	0	0	0.0	0.0	0	0	0	0	0	0	0	0	0	0	0	0	0	0	0	0	0	0	L	3-20		
01/01	at Giants																									L	10-38		
01/08	Texans	P	0	0	0	0.0	0.0	0	0	0	0	0	0	0	0	0	0	0	0	0	0	0	0	0	0	L	31-32		
2022 TOTALS		14-0	3	1	2	0.0	0.0	0	0	0	0	0	0	0	0	1	0	0	0	0	0	0	0	0	0	0	4-12-1		

+- Overtime

2023 GAME-BY-GAME REGULAR-SEASON STATISTICS (COLTS)

DATE	OPPONENT	P/S	TACKLES								INTERCEPTIONS					FUMBLES					ST				MISC			W/L	SCORE
			TK	S	A	SK	YDS	TFL	YDS	QBH	NO	YDS	LG	TD	PD	FF	FR	TD	YDS	TK	S	A	FF	FR	S	A			
09/10	Jaguars	P	2	1	1	0.0	0.0	0	0	0	0	0	0	0	0	0	0	0	0	0	0	0	0	0	0	L	21-31		
09/17	at Texans	P	1	0	1	0.0	0.0	0	0	1	0	0	0	0	0	0	0	0	0	0	0	0	0	0	0	W	31-20		
09/24	at Ravens	P	0	0	0	0.0	0.0	0	0	0	0	0	0	0	0	0	0	0	0	0	0	0	0	0	0	W	22-19+		
10/01	Rams	P	1	1	0	0.0	0.0	0	0	0	0	0	0	0	0	0	0	0	0	0	0	0	0	0	0	L	23-29+		
10/08	Titans	P	1	0	1	0.0	0.0	0	0	0	0	0	0	0	0	0	0	0	0	0	0	0	0	0	0	W	23-16		
10/15	at Jaguars	P	1	1	0	0.0	0.0	1	1	0	0	0	0	0	0	0	0	0	0	0	0	0	0	0	0	L	20-37		
10/22	Browns	P	1	0	1	0.0	0.0	0	0	0	0	0	0	0	0	0	0	0	0	0	0	0	0	0	0	L	38-39		
10/29	Saints																									L	27-38		
11/05	at Panthers	P	1	0	1	0.5	5.0	0	0	1	0	0	0	0	0	0	0	0	0	0	0	0	0	0	0	W	27-13		
11/12	at Patriots	P	2	2	0	0.0	0.0	0	0	0	0	0	0	0	0	0	0	0	0	0	0	0	0	0	0	W	10-6		
11/26	Buccaneers	P	1	0	1	0.0	0.0	0	0	0	0	0	0	0	0	0	0	0	0	0	0	0	0	0	0	W	27-20		
12/03	at Titans	P	1	0	1	0.5	0.0	0	0	1	0	0	0	0	0	0	0	0	0	0	0	0	0	0	0	W	31-28+		
12/10	at Bengals																									L	14-34		
12/16	Steelers	P	1	0	1	0.0	0.0	0	0	0	0	0	0	0	0	0	0	0	0	0	0	0	0	0	0	W	30-13		
12/24	at Falcons																									L	10-29		
12/31	Raiders	P	2	1	1	0.0	0.0	0	0	0	0	0	0	0	0	0	0	0	0	0	0	0	0	0	0	W	23-20		
01/06	Texans	P	0	0	0	0.0	0.0	0	0	0	0	0	0	0	0	0	0	0	0	0	0	0	0	0	0	L	19-23		
2023 TOTALS		14-0	15	6	9	1.0	5.0	1	1	3	0	0	0	0	0	0	0	0	0	0	0	0	0	0	0	9-8			

+- Overtime

JAYLON JONES
CORNERBACK

40

6-2 203 LBS

NFL EXP: 2
(2ND YEAR WITH THE COLTS)
BORN: 4/3/02

ATM COLLEGE:
TEXAS A&M

4TH-AND-SHORT

- In his first season, he played in all 17 games (10 starts) and totaled 43 tackles (32 solo), 1.0 tackle for loss and five passes defended as well as one special teams stop.
- Started all 32 games he saw action in at Texas A&M (2020-22) and totaled 98 tackles (72 solo), 2.0 tackles for loss, 17 passes defended, three interceptions and one fumble recovery.
- 2x Aggie Team Defense Attitude Award winner (2021, 2022).
- His father, Virgil, served in the Navy and his mother, Alisha, is a Navy veteran as well.



Selected by the Colts in the seventh round (221st overall) of the 2023 NFL Draft.



 @OriginalJaylon

 @jaylonjonez

MILITARY FAMILY

Jones comes from a military family and credits his parents' military background for being disciplined in every aspect of his life. His father, Virgil, is a retired Navy chief petty officer first class and his mother, Alisha, is a Navy veteran and a business analyst with the U.S. Army Installation Command at Fort Sam Houston in San Antonio. The military lifestyle allowed Jones to spend parts of his childhood in Miami and Japan before settling in Texas. In May of 2022, Jones hosted a football camp for kids aged seven through 14 at Fort Hood to give back to military kids.

NFL HIGHLIGHTS

- In 2023, he appeared in all 17 games (10 starts) and tallied 43 tackles (32 solo), 1.0 tackle for loss, five passes defended and one special teams stop. In Week 5 vs. TEN, he made his first career start and collected two tackles (one solo). In Week 9 at CAR, he totaled five solo tackles and one pass defended. In Week 13 at TEN, he registered a career-high seven tackles (six solo) and one pass defended.

COLLEGE HIGHLIGHTS

- Started all 32 games he saw action in at Texas A&M (2020-22) and totaled 98 tackles (72 solo), 2.0 tackles for loss, 17 passes defended, three interceptions and one fumble recovery. Two-time Aggie Team Defense Attitude Award winner (2021-22).
- In 2022, he started all 10 games he appeared in and tallied 33 tackles (27 solo), two passes defended and one fumble recovery. Named the team's Aggie Team Defense Attitude Award winner. Against Alabama, he compiled three solo tackles and one fumble recovery. In the season opener against Miami (FL), he registered a season-high nine tackles (eight solo) and one pass defended.
- As a sophomore in 2021, he started all 12 games and recorded 35 tackles (23 solo), 1.0 tackle for loss, eight passes defended and a team-high two interceptions. Selected as the team's Aggie Team Defense Attitude Award winner. Registered two passes defended and an interception in a win against No. 12 Auburn. In a win against No. 1 Alabama, he tallied five tackles (two solo).
- In 2020, he started all 10 games he saw action in and accumulated 30 tackles (22 solo), 1.0 tackle for loss, seven passes defended and one interception. Led the team in passes defended. In his first start, he finished with six tackles in a win against Vanderbilt. In a win against South Carolina, he tallied two passes defended.

PERSONAL

- Attended Steele High School and was coached by David Saenz.
- Named an Under Armour All-America choice.
- Rated the No. 2 recruit in Texas and was the No. 1 safety in the nation in the 2020 class.
- As a senior, he played both ways and was a Second Team All-State honoree after he finished with 34 tackles, four interceptions and two forced fumbles while also adding 30 receptions for 549 yards and five touchdowns.
- Earned First Team All-District honors as a junior after he tallied 36 tackles, seven passes defended and one forced fumble.
- Also lettered in track and was part of a 4x200 relay team that made it to the state championships in 2019.
- In 2023, he volunteered at Gleaner's Food Bank as part of a Colts community initiative.
- Participated in the NFL's My Cause My Cleats initiative and represented Mental Health & Wealth (2023).
- His father, Virgil, served in the Navy and his mother, Alisha, is a Navy veteran as well.
- A native of Cibolo, Texas.

JAYLON JONES' - NFL REGULAR SEASON STATISTICS

DATE	TEAM	GP	GS	TK	TACKLES					INTERCEPTIONS					FUMBLES					ST				MISC							
					S	A	TFL	YDS	SK	YDS	QBH	NO	YDS	LG	TD	PD	FF	FR	TD	YDS	TK	S	A	FF	FR	S	A				
2023	Colts	17	10	43	32	11	1	0	0.0	0.0	0	0	0	0	0	0	0	0	0	0	0	0	0	0	1	1	0	0	0	0	0
TOTALS		17	10	43	32	11	1	0	0.0	0.0	0	0	0	0	0	0	0	0	0	0	0	0	0	0	1	1	0	0	0	0	

SINGLE-GAME HIGHS: DEFENSIVE

Total Tackles 6 at Tennessee Titans, Dec 03, 2023
 5 at Cincinnati Bengals, Dec 10, 2023
 ...3 more at 5.

Solo Tackles 5 at Tennessee Titans, Dec 03, 2023
 ...1 more at 5.

Passes Defensed 1 vs. Las Vegas Raiders, Dec 31, 2023
 ...4 more at 1.

Tackles For Loss 1 at Cincinnati Bengals, Dec 10, 2023

2023 GAME-BY-GAME REGULAR-SEASON STATISTICS (COLTS)

DATE	OPPONENT	P/S	TACKLES					INTERCEPTIONS					FUMBLES					ST				MISC		SCORE							
			TK	S	A	SK	YDS	TFL	YDS	QBH	NO	YDS	LG	TD	PD	FF	FR	TD	YDS	TK	S	A	FF		FR	S	A	W/L			
09/10	Jaguars	P	0	0	0	0	0	0	0	0	0	0	0	0	0	0	0	0	0	0	0	0	0	0	0	L	21-31				
09/17	at Texans	P	0	0	0	0	0	0	0	0	0	0	0	0	0	0	0	0	0	0	0	0	0	0	0	W	31-20				
09/24	at Ravens	P	0	0	0	0	0	0	0	0	0	0	0	0	0	0	0	0	1	1	0	0	0	0	0	W	22-19+				
10/01	Rams	P	0	0	0	0	0	0	0	0	0	0	0	0	0	0	0	0	0	0	0	0	0	0	0	L	23-29+				
10/08	Titans	S	2	1	1	0	0	0	0	0	0	0	0	0	0	0	0	0	0	0	0	0	0	0	0	W	23-16				
10/15	at Jaguars	P	1	1	0	0	0	0	0	0	0	0	0	0	0	0	0	0	0	0	0	0	0	0	0	L	20-37				
10/22	Browns	P	1	0	1	0	0	0	0	0	0	0	0	0	0	0	0	0	0	0	0	0	0	0	0	L	38-39				
10/29	Saints	S	2	1	1	0	0	0	0	0	0	0	0	1	0	0	0	0	0	0	0	0	0	0	0	L	27-38				
11/05	at Panthers	S	5	5	0	0	0	0	0	0	0	0	0	1	0	0	0	0	0	0	0	0	0	0	0	W	27-13				
11/12	at Patriots	S	5	4	1	0	0	0	0	0	0	0	0	0	0	0	0	0	0	0	0	0	0	0	0	W	10-6				
11/26	Buccaneers	S	5	4	1	0	0	0	0	0	0	0	0	0	0	0	0	0	0	0	0	0	0	0	0	W	27-20				
12/03	at Titans	S	6	5	1	0	0	0	0	0	0	0	1	0	0	0	0	0	0	0	0	0	0	0	0	W	31-28+				
12/10	at Bengals	S	5	4	1	0	0	1	0	0	0	0	0	0	0	0	0	0	0	0	0	0	0	0	0	L	14-34				
12/16	Steelers	S	4	3	1	0	0	0	0	0	0	0	0	0	0	0	0	0	0	0	0	0	0	0	0	W	30-13				
12/24	at Falcons	S	1	0	1	0	0	0	0	0	0	0	0	1	0	0	0	0	0	0	0	0	0	0	0	L	10-29				
12/31	Raiders	S	3	3	0	0	0	0	0	0	0	0	0	1	0	0	0	0	0	0	0	0	0	0	0	W	23-20				
01/06	Texans	P	3	1	2	0	0	0	0	0	0	0	0	0	0	0	0	0	0	0	0	0	0	0	0	L	19-23				
2023 TOTALS		17-10	43	32	11	0.0	0.0	1	0	0	0	0	0	0	0	0	0	0	0	0	0	0	0	0	0	0	0	0	0	0	9-8

+ - Overtime

RYAN KELLY
CENTER

78



6-4 307 LBS
NFL EXP: 9
(9TH YEAR WITH THE COLTS)
BORN: 5/30/93



COLLEGE:
ALABAMA

4TH-AND-SHORT

- In his first eight seasons, he started all 111 games he has competed in.
- 4x Pro Bowl Selection (2019, 2020, 2021, 2023).
- All-Pro Selection (2020, Second Team).

DOWN THE STRETCH

Favorite team and/or athlete outside of football: Cincinnati Reds and Nashville Predators

Favorite song: George Strait - "Clear Blue Sky"

Hobbies outside of football: Golfing, fishing and hunting

If you could have lunch with someone, living or dead, who would it be: Johnny Cash

What's on your bucket list: I always wanted to go to Ireland. One of my uncles actually went over there and met some of our distant cousins through Ancestry.com. And then, honestly, I eventually just want to have a farm with a pond and do whatever I want.

What was your "welcome to the NFL" moment: My rookie year, preseason, I was blocking the Eagles front seven. I was trying to block Fletcher Cox and all these big name dudes, and I was kind of holding my own. Then you kind of learn how more relaxed preseason is than the actual season, but that was a cool moment for me playing against a lot of guys that I've been watching since I was a kid.

Who was your mentor: Bob Odum was my offensive line coach in high school. He ultimately made me move from guard to center, so I have a lot to thank him for. He taught me how to lift weights, how to play with strength and how to play bigger than what you actually are.

What is the best piece of advice you have received: 'What you do speaks so loudly that I can't hear what you say.' And that's from Nick Saban. He uses that all the time.



Selected by the Colts in the first round (18th overall) of the 2016 NFL Draft.

X @RYAN_KELLY70

@RYANKELLY70



PRO BOWLER RYAN KELLY

Kelly was named to the Pro Bowl in 2019, 2020, 2021 and 2023. He joined guard Quenton Nelson in all four all-star games and they became the first Indianapolis offensive linemen to be represented in three consecutive Pro Bowls since 1987-89 (Ray Donaldson and Chris Hinton).



In 2016, Kelly became the first center selected by Indianapolis in the first round of any NFL Draft. He was 1-of-11 rookies in the NFL to start all 16 games and was 1-of-2 rookie centers to start every contest. Kelly joined Steve McKinney (1998, LG), Tarik Glenn (1997, RG), Adam Meadows (1997, LT) and Ron Solt (1984, RG) as the only Colts offensive linemen to start all 16 games as a rookie. Quenton Nelson joined the group during the 2018 season. Kelly is also the only Colts center to start all 16 games as a rookie in team history.



THREE-TIME NATIONAL CHAMPION

2015

With Alabama from 2011-15, Kelly was part of three Crimson Tide national championships. Kelly won BCS Championships as a redshirt freshman in 2011 and again the following season where he competed in 10 games. Kelly and Alabama were College Football Playoff National Champions in 2015 concluding his career with the Crimson Tide.

CONCERNS OF POLICE SURVIVORS

Ryan was raised in a police family. His father, Dave, served on the force for nearly 30 years. "I grew up in that community, met a lot of great people in that community and also have seen the struggle," Ryan said. "It's the toughest job that you could have right now." This first-hand experience inspired Ryan to get involved with the Concerns of Police Survivors organization. He has promoted the group through the NFL's My Cause My Cleats initiative in five of his seasons (2017-21) and was a guest speaker at the Indiana chapter's 2018 banquet. "Any time they can get good exposure in the media, I think that helps them out a lot. For those men and women who have laid their lives on the line, I just want to give back for them."

FOOTBALL IN THE FAMILY

Ryan's brother, Mike, attended the Naval Academy and competed as a linebacker on the football team. Following the 2016 season, he became a commissioned Second Lieutenant in the United States Marine Corps.





NFL HIGHLIGHTS

- In eight seasons with the Colts, has started all 111 games he has played in at center. Has started three postseason contests.
- In 2023, he earned Pro Bowl honors after he started 14 games at center. In Week 2 at HOU, he started at center for an offensive line that did not allow a sack. In Week 5 vs. TEN, he started at center for a line that paved the way for Zack Moss to rush for 165 yards and two touchdowns. In Week 10 at NE, he started at center for an offensive line that didn't allow a sack. In Week 18 vs. HOU, he started at center for a line that paved the way for the offense to rush for 227 yards, including Jonathan Taylor rushing for a single-game season-high 188 yards.
- He started all 17 games at center in 2022 and helped Jonathan Taylor rush for 161 yards in Week 1 at HOU. In Week 6 vs. JAX, he was part of an offensive line that did not allow a sack in 58 pass attempts, which marks the most pass attempts in franchise history without allowing a sack. In Week 10 at LV, he was part of an offensive line that paved the way for the Colts to rush for 207 yards.
- In 2021, he garnered Pro Bowl honors after he started 14 games and helped pave the way for seven of Jonathan Taylor's 100-yard rushing games. He helped block for Taylor, who led the NFL in rushing yards and rushing touchdowns
- Earned Associated Press Second Team All-Pro and PFWA All-AFC Team honors after he started 15 games in 2020 and helped the offensive line allow zero sacks in four different games. He was selected to his second consecutive Pro Bowl. In Week 6 vs. CIN, he helped block for Philip Rivers, who threw for a season-best 371 yards. In Week 14 at LV, he helped the offense allow zero sacks and the offense rush for 212 yards. In Week 17 vs. JAX, he helped pave the way for Jonathan Taylor who rushed for a franchise-record 253 yards. Started one postseason game and helped the offensive line not allow a sack.
- Started all 16 games in 2019 and was named to his first career Pro Bowl after he helped Marlon Mack become the first Colts' 1,000-yard single-season rusher since 2016. In Week 1 at LAC, he helped Mack rush for a career-high 174 yards. In Week 11 vs. JAX, he helped the Colts rush for 264 yards, which is the 12th-highest total in team history and the most for the Colts since 11/21/04 against Chicago (275).
- Started 12 games in 2018 and was part of an offensive line that ranked first in the NFL in fewest sacks allowed. He helped protect Andrew Luck during a 464-yard, four touchdown performance in Week 4. In Weeks 7 and 8, he started both games and helped the Colts rush for over 200 yards in back-to-back games, which was the first time in the same season since 1985. Was part of an offensive line that didn't allow a sack in five straight games, which tied the New York Giants (2010) and Tennessee Titans (2008) for the third-longest streak since 1982. Started two postseason games and helped

NFL HIGHLIGHTS CONT...

- the Colts rush for a postseason franchise-record 200 yards during AFC Wild Card weekend.
- In 2017, started all seven games he competed in at center and was inactive for another nine contests. Blocked for a Colts offense that averaged 284.6 yards per game as Jacoby Brissett threw for 3,098 yards and 13 touchdowns. Placed on Injured Reserve on December 18, 2017.
- Started all 16 games at center in his rookie season and blocked for a Colts offense that ranked tied for fifth in the NFL in passing yards per game (262.6), seventh in points scored (397) and 10th in yards per game (364.4). Opened rushing lanes for running back Frank Gore who logged the team's first 1,000-yard rushing season since 2007.
- Was 1-of-11 rookies in the NFL to start all 16 games, 1-of-5 rookie offensive linemen to start all 16 and 1-of-2 rookie centers to start all 16.
- Joined Steve McKinney (1998, LG), Tarik Glenn (1997, RG), Adam Meadows (1997, LT) and Ron Solt (1984, RG) as the only Colts offensive linemen to start all 16 games as a rookie. He is also the only Colts center to start all 16 games as a rookie.

COLLEGE HIGHLIGHTS

- Played in 46 games (36 starts) at Alabama where he was a three-year starter at center and helped lead the Crimson Tide to the 2015 National Championship.
- Did not allow a sack during his final two seasons while missing just 15 assignments on 1,818 snaps during that span.
- Was named the Rimington Trophy Award winner, given annually to the nation's top center, following his senior season.
- As a senior team captain, started all 15 games for the National Champion Crimson Tide.
- Was a consensus First Team All-America selection earning First-Team honors from Walter Camp, *USA Today*, *Sporting News*, FWAAs and the AFCA.
- Named Second Team Associated Press All-America and was named to the All-SEC first-team by conference coaches and the AP.
- Received the Jacobs Blocking Trophy, which is given to the conference's top lineman.
- Named SEC Scholar Athlete of the Year.
- Was named a semifinalist for the Outland Trophy, which is given to the nation's top interior lineman and a semifinalist for the Campbell Award.
- Started 12 games as a junior including the SEC Championship and College Football Playoff games on an offensive line that allowed just 16.0 sacks on the year ranking second in the conference and 14th nationally.
- Started nine games in 2013 and was part of an offensive line that ranked 23rd nationally and fourth in the SEC for fewest sacks allowed per game (1.31). Blocked for 205.6 rushing yards per game (25th-most nationally) and 454.1 total yards per game (33rd-most nationally) that ranked



COLLEGE HIGHLIGHTS CONT...

- as the second-most in a single season in Crimson Tide history.
- Saw action in 10 games coming off the bench as a redshirt freshman.
- Named to the SEC All-Freshman team.
- Redshirted as a true freshman in 2011.

PERSONAL

- Attended Lakota West High School in West Chester, Ohio where he was named an Under Armour All-America choice and was rated the No. 2 center by *Scout.com*, the No. 4 center by ESPN and the No. 6 center by *Rivals.com*.
- As a senior, was named a Third Team Division 1 All-Ohio selection.
- Was an First Team All-Conference and All-City choice as a junior in 2009.
- In 2023, he attended Beyond the Sidelines in support of Kicking the Stigma as a Colts community initiative.
- Visited Kokomo, Ind. following tornadoes that hit the area in 2016, met with locals and helped load donated food working with the Red Cross.
- Distributed backpacks full of books to foster children as part of the Colts Books for Youth event.
- Sang carols and distributed gifts to patients at Riley Hospital during the holidays.
- Earned his bachelor's degree in business management and his master's degree in marketing from Alabama.
- Participated in the NFL's My Cause My Cleats initiative and represented C.O.P.S. – Concerns of Police Survivors (2018-21) and Count the Kicks (2022-23).
- In 2020, he volunteered at a Colts' mobile pantry distribution as part of the No One Runs on Empty program.
- Participated in Caroling for Riley Hospital for Children in 2019.
- Married to his wife, Emma and has twin boys, Ford and Duke.
- A native of West Chester, Ohio.

RYAN KELLY'S - NFL REGULAR SEASON STATISTICS

DATE	TEAM	GP	GS
2016	Colts	16	16
2017	Colts	7	7
2018	Colts	12	12
2019	Colts	16	16
2020	Colts	15	15
2021	Colts	14	14
2022	Colts	17	17
2023	Colts	14	14
TOTALS		111	111



RYAN KELLY'S - NFL POSTSEASON STATISTICS

DATE	TEAM	GP	GS
2018	Colts	2	2
2020	Colts	1	1
TOTALS		3	3

2016 GAME-BY-GAME REGULAR-SEASON STATISTICS (COLTS)

DATE	OPPONENT	P/S	W/L	SCORE
09/11	Lions	S	L	35-39
09/18	at Broncos	S	L	20-34
09/25	Chargers	S	W	26-22
10/02	at Jaguars	S	L	27-30
10/09	Bears	S	W	29-23
10/16	at Texans	S	L	23-26+
10/23	at Titans	S	W	34-26
10/30	Chiefs	S	L	14-30
11/06	at Packers	S	W	31-26
11/20	Titans	S	W	24-17
11/24	Steelers	S	L	7-28
12/05	at Jets	S	W	41-10
12/11	Texans	S	L	17-22
12/18	at Vikings	S	W	34-6
12/24	at Raiders	S	L	25-33
01/01	Jaguars	S	W	24-20
2016 TOTALS		16-16	8-8	

+ - Overtime

2017 GAME-BY-GAME REGULAR-SEASON STATISTICS (COLTS)

DATE	OPPONENT	P/S	W/L	SCORE
09/10	at Rams		L	9-46
09/17	Cardinals		L	13-16+
09/24	Browns		W	31-28
10/01	at Seahawks		L	18-46
10/08	49ers	S	W	26-23+
10/16	at Titans	S	L	22-36
10/22	Jaguars	S	L	0-27
10/29	at Bengals	S	L	23-24
11/05	at Texans	S	W	20-14
11/12	Steelers	S	L	17-20
11/26	Titans	S	L	16-20
12/03	at Jaguars		L	10-30
12/10	at Bills		L	7-13+
12/14	Broncos		L	13-25
12/23	at Ravens		L	16-23
12/31	Texans		W	22-13
2017 TOTALS		7-7	4-12	

+ - Overtime



2018 GAME-BY-GAME REGULAR-SEASON STATISTICS (COLTS)

DATE	OPPONENT	P/S	W/L	SCORE
09/09	Bengals	S	L	23-34
09/16	at Redskins	S	W	21-9
09/23	at Eagles	S	L	16-20
09/30	Texans	S	L	34-37+
10/04	at Patriots	S	L	24-38
10/14	at Jets	S	L	34-42
10/21	Bills	S	W	37-5
10/28	at Raiders	S	W	42-28
11/11	Jaguars	S	W	29-26
11/18	Titans	S	W	38-10
11/25	Dolphins		W	27-24
12/02	at Jaguars		L	0-6
12/09	at Texans		W	24-21
12/16	Cowboys	S	W	23-0
12/23	Giants	S	W	28-27
12/30	at Titans		W	33-17
		INACTIVE		
		INACTIVE		
		INACTIVE		
		INACTIVE		
2018 TOTALS	12-12		10-6	

+ - Overtime

2019 GAME-BY-GAME REGULAR-SEASON STATISTICS (COLTS)

DATE	OPPONENT	P/S	W/L	SCORE
09/08	at Chargers	S	L	24-30+
09/15	at Titans	S	W	19-17
09/22	Falcons	S	W	27-24
09/29	Raiders	S	L	24-31
10/06	at Chiefs	S	W	19-13
10/20	Texans	S	W	30-23
10/27	Broncos	S	W	15-13
11/03	at Steelers	S	L	24-26
11/10	Dolphins	S	L	12-16
11/17	Jaguars	S	W	33-13
11/21	at Texans	S	L	17-20
12/01	Titans	S	L	17-31
12/08	at Buccaneers	S	L	35-38
12/16	at Saints	S	L	7-34
12/22	Panthers	S	W	38-6
12/29	at Jaguars	S	L	20-38
2019 TOTALS	16-16		7-9	

+ - Overtime

2020 GAME-BY-GAME REGULAR-SEASON STATISTICS (COLTS)

DATE	OPPONENT	P/S	W/L	SCORE
09/13	at Jaguars	S	L	20-27
09/20	Vikings	S	W	28-11
09/27	Jets	S	W	36-7
10/04	at Bears	S	W	19-11
10/11	at Browns	S	L	23-32
10/18	Bengals	S	W	31-27
11/01	at Lions	S	W	41-21
11/08	Ravens	S	L	10-24
11/12	at Titans	S	W	34-17
11/22	Packers	S	W	34-31+
11/29	Titans		L	26-45
12/06	at Texans	S	W	26-20
12/13	at Raiders	S	W	44-27
12/20	Texans	S	W	27-20
12/27	at Steelers	S	L	24-28
01/03	Jaguars	S	W	28-14
		INACTIVE		
2020 TOTALS	15-15		11-5	

+ - Overtime



2021 GAME-BY-GAME REGULAR-SEASON STATISTICS (COLTS)

DATE	OPPONENT	P/S	W/L	SCORE
09/12	Seahawks	S	L	16-28
09/19	Rams	S	L	24-27
09/26	at Titans	S	L	16-25
10/03	at Dolphins	S	W	27-17
10/11	at Ravens	S	L	25-31+
10/17	Texans	S	W	31-3
10/24	at 49ers	S	W	30-18
10/31	Titans	S	L	31-34+
11/04	Jets	S	W	45-30
11/14	Jaguars	S	W	23-17
11/21	at Bills	S	W	41-15
11/28	Buccaneers	S	L	31-38
12/05	at Texans		W	31-0
12/18	Patriots		W	27-17
12/25	at Cardinals		W	22-16
01/02	Raiders	S	L	20-23
01/09	at Jaguars	S	L	11-26
2021 TOTALS	14-14		9-8	

RESERVE/COVID-19
INACTIVE
ON INACTIVE LIST

+ - Overtime

2022 GAME-BY-GAME REGULAR-SEASON STATISTICS (COLTS)

DATE	OPPONENT	P/S	W/L/T	SCORE
09/11	at Texans	S	T	20-20
09/18	at Jaguars	S	L	0-24
09/25	Chiefs	S	W	20-17
10/02	Titans	S	L	17-24
10/06	at Broncos	S	W	12-9+
10/16	Jaguars	S	W	34-27
10/23	at Titans	S	L	10-19
10/30	Commanders	S	L	16-17
11/06	at Patriots	S	L	3-26
11/13	at Raiders	S	W	25-20
11/20	Eagles	S	L	16-17
11/28	Steelers	S	L	17-24
12/04	at Cowboys	S	L	19-54
12/17	at Vikings	S	L	36-39+
12/26	Chargers	S	L	3-20
01/01	at Giants	S	L	10-38
01/08	Texans	S	L	31-32
2022 TOTALS	17-17		4-12-1	

+ - Overtime

2023 GAME-BY-GAME REGULAR-SEASON STATISTICS (COLTS)

DATE	OPPONENT	P/S	W/L	SCORE
09/10	Jaguars	S	L	21-31
09/17	at Texans	S	W	31-20
09/24	at Ravens		W	22-19+
10/01	Rams		L	23-29+
10/08	Titans		W	23-16
10/15	at Jaguars	S	L	20-37
10/22	Browns	S	L	38-39
10/29	Saints	S	L	27-38
11/05	at Panthers	S	W	27-13
11/12	at Patriots	S	W	10-6
11/26	Buccaneers		W	27-20
12/03	at Titans	S	W	31-28+
12/10	at Bengals	S	L	14-34
12/16	Steelers	S	W	30-13
12/24	at Falcons	S	L	10-29
12/31	Raiders	S	W	23-20
01/06	Texans	S	L	19-23
2023 TOTALS	14-14		9-8	

+ - Overtime



2018 GAME-BY-GAME POSTSEASON STATISTICS (COLTS)

DATE	OPPONENT	P/S	W/L	SCORE
01/05	at Texans	S	W	21-7
01/12	at Chiefs	S	L	13-31
2018 TOTALS		2-2	1-1	

2020 GAME-BY-GAME POSTSEASON STATISTICS (COLTS)

DATE	OPPONENT	P/S	W/L	SCORE
01/09	at Bills	S	L	24-27
2020 TOTALS		1-1	0-1	

LEWIS KIDD
GUARD

66



Signed by the Colts as a free agent on September 14, 2023.

6-6 311 LBS
NFL EXP: 2
(2ND YEAR WITH THE COLTS)
BORN: 9/15/97



COLLEGE:
MONTANA STATE

4TH-AND-SHORT

- In his first two seasons with the Colts (2023) and Saints (2022), he played in 13 games (one start).
- First Team All-America and First Team All-Big Sky Conference (2021).
- Second Team All-Big Sky Conference (2019).



 [@Lewis_Kidd90](#)

 [@lewiskidd76](#)

A MOTHER'S SUPPORT

Nothing was going to stop Kidd's mother, Sue Anne, from seeing her son play at Montana State, not even cancer. Sue Anne was diagnosed with breast cancer in 2017. She would receive chemotherapy treatment during the week and then jump on a flight from Minneapolis to Bozeman, Mont. to catch the game on Saturdays. Sue Anne is now in remission.

NFL HIGHLIGHTS

- In 2023, he spent the majority of the season on the Colts' practice squad.
- Appeared in 13 games (one start) in 2022. Made his first career start in Week 10 at PIT.

COLLEGE HIGHLIGHTS

- Appeared in 54 games (48 starts) at Montana State (2016-21) at guard and tackle. He finished his career with 48 consecutive starts, which is the third-most in school history. He helped block for 32 individual 100-yard games during his career.
- In 2021, he earned First Team All-America and First Team All-Big Sky accolades after he moved from guard to tackle and started 15 games. He was part of an offensive line that helped pave the way for 11 100-yard rushing games.
- The 2020 season was cancelled due to the pandemic.
- As a redshirt junior, he earned Second Team All-Big Sky accolades after he started all 15 games at guard. He was part of an offense that led the Big Sky in rushing yards and allowed the fewest sacks.
- In 2018, he started all 13 games at right guard, but also played at right tackle.
- As a redshirt freshman, he saw action in 11 games (five starts). He started the last five games at guard.
- Redshirted the 2016 season.

PERSONAL

- Attended Totino-Grace High School in Fridley, Minn.
- As a senior, he earned Second Team All-State accolades and was named the team's most valuable lineman.
- Named a two-time honor roll selection.
- Also competed in basketball and track.
- Played in the NFLPA Collegiate bowl.
- In 2023, he volunteered for Colts community initiatives around the holidays like Horseshoe Helpings, Shop with a Colt and Hands of Hope.
- Participated in the NFL's My Cause My Cleats initiative and represented Kicking the Stigma (2023).
- A native of Minneapolis, Minn.

ADDITIONAL TRANSACTIONS

- Signed by the Colts to a reserve/future contract on January 9, 2024.
- Released from the Colts practice squad on December 19, 2024.
- Signed to the Indianapolis practice squad on Sept. 14, 2023.
- Waived by the New Orleans Saints on August 29, 2023.
- Signed by the Saints as an undrafted free agent on May 16, 2022.

LEWIS KIDD'S - NFL REGULAR SEASON STATISTICS

DATE	TEAM	GP	GS
2022	Saints	13	1
2023	Colts	0	0
TOTALS		13	1

2022 GAME-BY-GAME REGULAR-SEASON STATISTICS (SAINTS)

DATE	OPPONENT	P/S		W/L	SCORE
09/11	at Falcons	P		W	27-26
09/18	Buccaneers	P		L	10-20
09/25	at Panthers	P		L	14-22
10/02	Vikings	P		L	25-28
10/09	Seahawks	P		W	39-32
10/16	Bengals	P		L	26-30
10/20	at Cardinals	P		L	34-42
10/30	Raiders	P		W	24-0
11/07	Ravens	P		L	13-27
11/13	at Steelers	S		L	10-20
11/20	Rams	P		W	27-20
11/27	at 49ers		ON INACTIVE LIST	L	0-13
12/05	at Buccaneers		ON INACTIVE LIST	L	16-17
12/18	Falcons		INACTIVE	W	21-18
12/24	at Browns		INACTIVE	W	17-10
01/01	at Eagles	P		W	20-10
01/08	Panthers	P		L	7-10
2022 TOTALS		13-1		7-10	

2023 GAME-BY-GAME REGULAR-SEASON STATISTICS (COLTS)

DATE	OPPONENT	P/S		W/L	SCORE
09/17	at Texans		PRACTICE SQUAD	W	31-20
09/24	at Ravens		PRACTICE SQUAD	W	22-19+
10/01	Rams		PRACTICE SQUAD	L	23-29+
10/08	Titans		PRACTICE SQUAD	W	23-16
10/15	at Jaguars		PRACTICE SQUAD	L	20-37
10/22	Browns		PRACTICE SQUAD	L	38-39
10/29	Saints		PRACTICE SQUAD	L	27-38
11/05	at Panthers		PRACTICE SQUAD	W	27-13
11/12	at Patriots		PRACTICE SQUAD	W	10-6
11/26	Buccaneers		PRACTICE SQUAD	W	27-20
12/03	at Titans		PRACTICE SQUAD	W	31-28+
12/10	at Bengals		PRACTICE SQUAD	L	14-34
12/16	Steelers		PRACTICE SQUAD	W	30-13
12/24	at Falcons		NOT ON ROSTER	L	10-29
12/31	Raiders		NOT ON ROSTER	W	23-20
01/06	Texans		NOT ON ROSTER	L	19-23
2023 TOTALS		0-0		9-7	

+ - Overtime

CHRIS LAMMONS

CORNERBACK
(LJH-mawns)

35

5-10 190 LBS

NFL EXP: 5

(2ND YEAR WITH THE COLTS)

BORN: 1/31/96



COLLEGE:
SOUTH CAROLINA

4TH-AND-SHORT

- In his first seven seasons with the Colts (2023), Chiefs (2019-22), Dolphins (2019), Saints (2018) and Falcons (2018), he appeared in 46 games (one start) and totaled 22 tackles (11 solo), four passes defended, one interception, one forced fumble and one fumble recovery. Also tallied eight special teams stops.
- Won Super Bowl LIV with Kansas City.



Originally signed by the Colts as a free agent on July 27, 2023.



X @Lammons_1

IG @c111_joe

NFL HIGHLIGHTS

- Has played in 46 career games (one start) with the Colts (2023), Chiefs (2019-22), Dolphins (2019), Saints (2018) and Falcons (2018) and he has totaled 22 tackles (11 solo), four passes defended, one interception, one forced fumble, one fumble recovery and 10 special teams stops.
- In 2023, he played in four games (one start) and collected four tackles (two solo) and one pass defended as well as two special teams tackles.
- Saw action in 16 games with Kansas City in 2022 and tallied three tackles (two solo) and one forced fumble. Also added four special teams tackles. Competed in one postseason contest and collected one special teams tackle. Also spent time on Cincinnati's practice squad.
- In 2021, he appeared in 12 games and recorded three tackles, one fumble recovery and three special teams stops.
- Competed in two games in 2020 but did not record any statistics. He also appeared in two postseason games and compiled one special teams tackle. Also spent time on the team's practice squad.
- Saw action in 12 games in 2019 for Miami and registered 12 tackles (seven solo), three passes defended and one interception. He also had one special teams stop. Spent time on Kansas City's practice squad and won Super Bowl LIV.
- In 2018, he spent time on the New Orleans and Atlanta practice squads.

COLLEGE HIGHLIGHTS

- Played in 44 games (37 starts) at South Carolina (2014-17) and totaled 177 tackles (136 solo), 9.0 tackles for loss, 1.0 sack, 21 passes defended, four interceptions, three forced fumbles and two fumble recoveries.
- As a senior, he started all 13 games and registered 79 tackles (62 solo), 3.0 tackles for loss, seven passes defended, one forced fumble and one fumble recovery. He was recognized with the Unselfish Teammate Award for the defense.
- In 2016, he started all 13 games and tallied 53 tackles (36 solo), 4.0 tackles for loss, 1.0 sack, nine passes defended, three interceptions, two forced fumbles and one fumble recovery. Named to the SEC Fall Academic Honor Roll.
- As a sophomore, he played in eight games (four starts) and recorded 24 tackles (18 solo), 1.5 tackles for loss five passes defended and one interception. Named to the 2015 SEC Fall Academic Honor Roll.
- In 2014, he appeared in 10 games (seven starts) and accumulated 21 tackles (20 solo) and half a tackle for loss.

PERSONAL

- Attended Plantation (Fla.) High School.
- Competed in the U.S. Army All-American Bowl after his senior season.
- As a senior, he totaled 30 tackles with two interceptions and eight passes defended. Also played quarterback and threw for 1,500 yards and 15 touchdowns and also rushed for 900 yards and seven touchdowns.
- In 2023, he participated in the Bring Change to Mind school assembly in support of Kicking the Stigma and mental health awareness.
- Participated in the NFL's My Cause My Cleats initiative and represented Lammons Loyalty Foundation (2023).
- Majored in sociology.
- A native of Lauderhill, Fla.

ADDITIONAL TRANSACTIONS

- Signed to the Colts active roster from the practice squad on December 22, 2023.
- Signed to the Colts practice squad on November 6, 2023.
- Signed to the Indianapolis active roster from the practice squad on November 4, 2023.
- Signed to the Colts practice squad on October 30, 2023.
- Signed to the Colts active roster from the practice squad on October 28, 2023.
- Signed to the Indianapolis practice squad on September 25, 2023.
- Signed by the Colts as a free agent on July 27, 2023.
- Claimed by the Cincinnati Bengals off waivers (Kansas City) on January 24, 2023.
- Waived by the Kansas City Chiefs on January 23, 2023.
- Re-signed by Kansas City as a free agent on June 16, 2023.
- Signed to the Chiefs active roster from the practice squad on February 6, 2021.
- Signed to the Kansas City practice squad on January 25, 2021.
- Signed to the Chiefs active roster from the practice squad on January 23, 2021.
- Signed to the Kansas City practice squad on January 18, 2021.
- Signed to the Chiefs active roster from the practice squad on January 16, 2021.
- Signed to the Kansas City practice squad on December 14, 2020.
- Signed to the Chiefs active roster from the practice squad on December 12, 2020.
- Signed to the Kansas City practice squad on December 7, 2020.
- Signed to the Chiefs active roster from the practice squad on December 5, 2020.
- Signed to the Kansas City practice squad on September 6, 2020.
- Waived by the Chiefs on September 5, 2020.
- Signed by Kansas City as a free agent February 4, 2020.

ADDITIONAL TRANSACTIONS CONT...

- Signed to the Chiefs practice squad on December 11, 2019.
- Waived by the Miami Dolphins on December 7, 2019.
- Signed by the Dolphins to a reserve/future contract on January 1, 2019.
- Signed to the Miami practice squad on November 28, 2018.
- Released from the New Orleans Saints practice squad on October 20, 2018.
- Signed to the Saints practice squad on October 2, 2018.
- Released by the Atlanta Falcons on September 1, 2018.
- Signed by the Falcons as an undrafted free agent on May 1, 2018.

CHRIS LAMMONS' - NFL REGULAR SEASON STATISTICS

DATE	TEAM	GP	GS	TACKLES							INTERCEPTIONS					FUMBLES				ST			MISC				
				TK	S	A	TFL	YDS	SK	YDS	QBH	NO	YDS	LG	TD	PD	FF	FR	TD	YDS	TK	S	A	FF	FR	S	A
2018	Saints	0	0	0	0	0	0	0	0	0.0	0.0	0	0	0	0	0	0	0	0	0	0	0	0	0	0	0	
Went from New Orleans to Miami .																											
2018	Dolphins	0	0	0	0	0	0	0	0	0.0	0.0	0	0	0	0	0	0	0	0	0	0	0	0	0	0	0	0
2018	TOTAL	0	0	0	0	0	0	0	0	0.0	0.0	0	0	0	0	0	0	0	0	0	0	0	0	0	0	0	0
2019	Dolphins	12	0	12	7	5	0	0	0.0	0.0	0	1	0	0	0	3	0	0	0	0	0	0	1	1	0	0	0
Went from Miami to Kansas City .																											
2019	Chiefs	0	0	0	0	0	0	0	0.0	0.0	0	0	0	0	0	0	0	0	0	0	0	0	0	0	0	0	0
2019	TOTAL	12	0	12	7	5	0	0	0.0	0.0	0	1	0	0	0	3	0	0	0	0	0	0	1	1	0	0	0
2020	Chiefs	2	0	0	0	0	0	0	0.0	0.0	0	0	0	0	0	0	0	0	0	0	0	0	0	0	0	0	0
2021	Chiefs	12	0	3	0	3	0	0	0.0	0.0	0	0	0	0	0	0	0	0	0	0	0	0	3	3	0	0	1
2022	Chiefs	16	0	3	2	1	0	0	0.0	0.0	0	0	0	0	0	0	0	0	0	0	0	0	4	1	3	1	0
2023	Colts	4	1	4	2	2	0	0	0.0	0.0	0	0	0	0	0	1	0	0	0	0	0	0	2	2	0	0	0
TOTALS		46	1	22	11	11	0	0	0.0	0.0	0	1	0	0	0	4	0	0	0	0	0	0	10	7	3	1	1

CHRIS LAMMONS' - NFL POSTSEASON STATISTICS

DATE	TEAM	GP	GS	TACKLES							INTERCEPTIONS					FUMBLES				ST			MISC				
				TK	S	A	TFL	YDS	SK	YDS	QBH	NO	YDS	LG	TD	PD	FF	FR	TD	YDS	TK	S	A	FF	FR	S	A
2019	Chiefs	0	0	0	0	0	0	0	0.0	0.0	0	0	0	0	0	0	0	0	0	0	0	0	0	0	0	0	0
2020	Chiefs	2	0	0	0	0	0	0	0.0	0.0	0	0	0	0	0	0	0	0	0	0	0	0	1	1	0	0	0
2021	Chiefs	0	0	0	0	0	0	0	0.0	0.0	0	0	0	0	0	0	0	0	0	0	0	0	0	0	0	0	0
2022	Chiefs	1	0	0	0	0	0	0	0.0	0.0	0	0	0	0	0	0	0	0	0	0	0	0	1	0	1	0	0
TOTALS		3	0	0	0	0	0	0	0.0	0.0	0	0	0	0	0	0	0	0	0	0	0	0	2	1	1	0	0

SINGLE-GAME HIGHS: DEFENSIVE

Total Tackles 4 vs. Las Vegas Raiders, Dec 31, 2023
3 at Las Vegas Raiders, Nov 14, 2021

...2 more at 3.
Solo Tackles 2 vs. Las Vegas Raiders, Dec 31, 2023
...1 more at 2.

Passes Defensed 1 vs. Philadelphia Eagles, Dec 01, 2019
...2 more at 1.

Interceptions 1 vs. Philadelphia Eagles, Dec 01, 2019

Special Teams Tackles 2 vs. Cleveland Browns, Sep 12, 2021
1 at Carolina Panthers, Nov 05, 2023

...7 more at 1.
Special Teams Fumble Recoveries 1 vs. Green Bay Packers, Nov 07, 2021

SINGLE-GAME HIGHS - POSTSEASON: DEFENSIVE

Special Teams Tackles

1 vs. Buffalo Bills, Jan 24, 2021

2018 GAME-BY-GAME REGULAR-SEASON STATISTICS (SAINTS/DOLPHINS)

DATE	OPPONENT	P/S	TACKLES							INTERCEPTIONS				FUMBLES			ST			MISC		W/L	SCORE				
			TK	S	A	SK	YDS	TFL	YDS	QBH	NO	YDS	LG	TD	PD	FF	FR	TD	YDS	TK	S			A	FF	FR	S
09/09	Buccaneers																									L	40-48
09/16	Browns																									W	21-18
09/23	at Falcons																									W	43-37+
09/30	at Giants																									W	33-18
10/08	Redskins																									W	43-19
10/21	at Ravens																									W	24-23
10/28	at Vikings																									W	30-20
11/04	Rams																									W	45-35
11/11	at Bengals																									W	51-14
11/18	Eagles																									W	48-7
11/22	Falcons																									W	31-17
12/02	Bills																									W	21-17
12/09	Patriots																									W	34-33
12/16	at Vikings																									L	17-41
12/23	Jaguars																									L	7-17
12/30	at Bills																									L	17-42
2018 TOTALS			0	0	0	0	0	0	0	0	0	0	0	0	0	0	0	0	0	0	0	0	0	0	0	0	12-4

+ - Overtime

Went from **Saints** to **Dolphins**.

2019 GAME-BY-GAME REGULAR-SEASON STATISTICS (DOLPHINS/CHIEFS)

DATE	OPPONENT	P/S	TACKLES							INTERCEPTIONS				FUMBLES			ST			MISC		W/L	SCORE				
			TK	S	A	SK	YDS	TFL	YDS	QBH	NO	YDS	LG	TD	PD	FF	FR	TD	YDS	TK	S			A	FF	FR	S
09/08	Ravens	P	0	0	0	0	0	0	0	0	0	0	0	1	0	0	0	0	0	0	0	0	0	0	0	L	10-59
09/15	Patriots	P	1	1	0	0	0	0	0	0	0	0	0	0	0	0	0	0	0	0	0	0	0	0	0	L	0-43
09/22	at Cowboys	P	3	1	2	0	0	0	0	0	0	0	0	1	0	0	0	0	0	0	0	0	0	0	0	L	6-31
09/29	Chargers	P	0	0	0	0	0	0	0	0	0	0	0	0	0	0	0	0	0	0	0	0	0	0	0	L	10-30
10/13	Redskins	P	1	0	1	0	0	0	0	0	0	0	0	0	0	0	0	0	0	0	0	0	0	0	0	L	16-17
10/20	at Bills	P	1	1	0	0	0	0	0	0	0	0	0	0	0	0	0	0	1	1	0	0	0	0	0	L	21-31
10/28	at Steelers	P	2	1	1	0	0	0	0	0	0	0	0	0	0	0	0	0	0	0	0	0	0	0	0	L	14-27
11/03	Jets	P	3	2	1	0	0	0	0	0	0	0	0	0	0	0	0	0	0	0	0	0	0	0	0	W	26-18
11/10	at Colts	P	1	1	0	0	0	0	0	0	0	0	0	0	0	0	0	0	0	0	0	0	0	0	0	W	16-12
11/17	Bills	P	0	0	0	0	0	0	0	0	0	0	0	0	0	0	0	0	0	0	0	0	0	0	0	L	20-37
11/24	at Browns	P	0	0	0	0	0	0	0	0	0	0	0	0	0	0	0	0	0	0	0	0	0	0	0	L	24-41
12/01	Eagles	P	0	0	0	0	0	0	0	1	0	0	0	1	0	0	0	0	0	0	0	0	0	0	0	W	37-31
12/08	at Jets																									L	21-22
12/15	Broncos																									W	23-3
12/22	at Bears																									W	26-3
12/29	Chargers																									W	31-21
2019 TOTALS		12-0	12	7	5	0	0	0	0	0	1	0	0	0	3	0	0	0	0	1	1	0	0	0	0	6-10	

Went from **Dolphins** to **Chiefs**.

2020 GAME-BY-GAME REGULAR-SEASON STATISTICS (CHIEFS)

DATE	OPPONENT	P/S	TACKLES							INTERCEPTIONS				FUMBLES			ST			MISC		W/L	SCORE					
			TK	S	A	SK	YDS	TFL	YDS	QBH	NO	YDS	LG	TD	PD	FF	FR	TD	YDS	TK	S			A	FF	FR	S	A
09/10	Texans																									W	34-20	
09/20	at Chargers																									W	23-20+	
09/28	at Ravens																									W	34-20	
10/05	Patriots																									W	26-10	
10/11	Raiders																									L	32-40	
10/19	at Bills																									W	26-17	
10/25	at Broncos																									W	43-16	
11/01	Jets																									W	35-9	
11/08	Panthers																									W	33-31	
11/22	at Raiders																									W	35-31	
11/29	at Buccaneers																									W	27-24	
12/06	Broncos	P	0	0	0	0	0	0	0	0	0	0	0	0	0	0	0	0	0	0	0	0	0	0	0	W	22-16	
12/13	at Dolphins	P	0	0	0	0	0	0	0	0	0	0	0	0	0	0	0	0	0	0	0	0	0	0	0	W	33-27	
12/20	at Saints																									W	32-29	
12/27	Falcons																									W	17-14	
01/03	Chargers																									L	21-38	
2020 TOTALS		2-0	0	0	0	0	0	0	0	0	0	0	0	0	0	0	0	0	0	0	0	0	0	0	0	0	14-2	

+ - Overtime

2021 GAME-BY-GAME REGULAR-SEASON STATISTICS (CHIEFS)

DATE	OPPONENT	P/S	TACKLES							INTERCEPTIONS				FUMBLES			ST			MISC		W/L/T	SCORE						
			TK	S	A	SK	YDS	TFL	YDS	QBH	NO	YDS	LG	TD	PD	FF	FR	TD	YDS	TK	S			A	FF	FR	S	A	
09/12	Browns	P	0	0	0	0	0	0	0	0	0	0	0	0	0	0	0	0	2	2	0	0	0	0	0	0	W	33-29	
09/19	at Ravens	P	0	0	0	0	0	0	0	0	0	0	0	0	0	0	0	0	0	0	0	0	0	0	0	0	L	35-36	
09/26	Chargers	P	0	0	0	0	0	0	0	0	0	0	0	0	0	0	0	0	0	0	0	0	0	0	0	0	L	24-30	
10/03	at Eagles	P	0	0	0	0	0	0	0	0	0	0	0	0	0	0	0	0	0	0	0	0	0	0	0	0	W	42-30	
10/10	Bills	P	0	0	0	0	0	0	0	0	0	0	0	0	0	0	0	0	0	0	0	0	0	0	0	0	L	20-38	
10/17	at Football Team	P	0	0	0	0	0	0	0	0	0	0	0	0	0	0	0	0	0	0	0	0	0	0	0	0	W	31-13	
10/24	at Titans	P	0	0	0	0	0	0	0	0	0	0	0	0	0	0	0	0	0	0	0	0	0	0	0	0	L	3-27	
11/01	Giants	P	0	0	0	0	0	0	0	0	0	0	0	0	0	0	0	0	0	0	0	0	0	0	0	0	W	20-17	
11/07	Packers	P	0	0	0	0	0	0	0	0	0	0	0	0	0	0	0	0	0	0	0	0	0	0	1	0	0	W	13-7
11/14	at Raiders	P	3	0	3	0	0	0	0	0	0	0	0	0	0	0	0	0	0	0	0	0	0	0	0	0	0	W	41-14
11/21	Cowboys	P	0	0	0	0	0	0	0	0	0	0	0	0	0	0	0	0	1	1	0	0	0	0	0	0	0	W	19-9
12/05	Broncos	P	0	0	0	0	0	0	0	0	0	0	0	0	0	0	0	0	0	0	0	0	0	0	0	0	W	22-9	
12/12	Raiders																										W	48-9	
12/16	at Chargers																										W	34-28+	
12/26	Steelers																										W	36-10	
01/02	at Bengals																										L	31-34	
01/08	at Broncos																										W	28-24	
2021 TOTALS		12-0	3	0	3	0	0	0	0	0	0	0	0	0	0	0	0	0	3	3	0	0	1	0	0	0	12-5		

+ - Overtime

2022 GAME-BY-GAME REGULAR-SEASON STATISTICS (CHIEFS)

DATE	OPPONENT	P/S	TACKLES					INTERCEPTIONS					FUMBLES			ST			MISC		W/L	SCORE							
			TK	S	A	SK	YDS	TFL	YDS	QBH	NO	YDS	LG	TD	PD	FF	FR	TD	YDS	TK			S	A	FF	FR	S	A	
09/11	at Cardinals	P	1	1	0	0	0.0	0.0	0	0	0	0	0	0	0	0	0	0	0	0	0	0	0	0	0	0	W	44-21	
09/15	Chargers	P	0	0	0	0	0.0	0.0	0	0	0	0	0	0	0	0	0	0	0	0	0	0	0	0	0	0	W	27-24	
09/25	at Colts	P	0	0	0	0	0.0	0.0	0	0	0	0	0	0	0	0	0	0	0	0	0	0	0	0	0	0	L	17-20	
10/02	at Buccaneers	P	0	0	0	0	0.0	0.0	0	0	0	0	0	0	0	0	0	0	0	0	0	1	0	1	0	0	0	W	41-31
10/10	Raiders	P	0	0	0	0	0.0	0.0	0	0	0	0	0	0	0	0	0	0	0	0	0	1	1	0	0	0	0	W	30-29
10/16	Bills	P	0	0	0	0	0.0	0.0	0	0	0	0	0	0	0	0	0	0	0	0	0	0	0	0	0	0	0	L	20-24
10/23	at 49ers	P	2	1	1	0	0.0	0.0	0	0	0	0	0	0	0	0	0	0	0	0	0	0	0	0	0	0	0	W	44-23
11/06	Titans	P	0	0	0	0	0.0	0.0	0	0	0	0	0	0	0	0	0	0	0	0	0	1	0	1	0	0	0	W	20-17+
11/13	Jaguars	P	0	0	0	0	0.0	0.0	0	0	0	0	0	0	0	0	0	0	0	0	0	0	0	0	0	0	0	W	27-17
11/20	at Chargers																										W	30-27	
11/27	Rams	P	0	0	0	0	0.0	0.0	0	0	0	0	0	0	0	0	0	0	0	0	0	0	0	0	0	0	0	W	26-10
12/04	at Bengals	P	0	0	0	0	0.0	0.0	0	0	0	0	0	0	0	0	0	0	0	0	0	0	0	0	0	0	0	L	24-27
12/11	at Broncos	P	0	0	0	0	0.0	0.0	0	0	0	0	0	0	0	0	0	0	0	0	0	0	0	0	0	0	0	W	34-28
12/18	at Texans	P	0	0	0	0	0.0	0.0	0	0	0	0	0	0	0	0	0	0	0	0	0	1	0	1	0	0	0	W	30-24+
12/24	Seahawks	P	0	0	0	0	0.0	0.0	0	0	0	0	0	0	0	0	0	0	0	0	0	0	0	0	0	0	0	W	24-10
01/01	Broncos	P	0	0	0	0	0.0	0.0	0	0	0	0	0	0	0	0	0	0	0	0	0	0	0	0	0	0	0	W	27-24
01/07	at Raiders	P	0	0	0	0	0.0	0.0	0	0	0	0	0	0	0	0	0	0	0	0	0	0	0	0	0	0	0	W	31-13
2022 TOTALS		16-0	3	2	1	0	0.0	0.0	0	0	0	0	0	0	0	0	0	0	0	0	4	1	3	1	0	0	0	14-3	

+ - Overtime

2023 GAME-BY-GAME REGULAR-SEASON STATISTICS (COLTS)

DATE	OPPONENT	P/S	TACKLES					INTERCEPTIONS					FUMBLES			ST			MISC		W/L	SCORE							
			TK	S	A	SK	YDS	TFL	YDS	QBH	NO	YDS	LG	TD	PD	FF	FR	TD	YDS	TK			S	A	FF	FR	S	A	
09/10	Jaguars																										L	21-31	
09/17	at Texans																										W	31-20	
09/24	at Ravens																										W	22-19+	
10/01	Rams																										L	23-29+	
10/08	Titans																										W	23-16	
10/15	at Jaguars																										L	20-37	
10/22	Browns																										L	38-39	
10/29	Saints	P	0	0	0	0	0.0	0.0	0	0	0	0	0	0	0	0	0	0	0	0	0	1	1	0	0	0	0	L	27-38
11/05	at Panthers	P	0	0	0	0	0.0	0.0	0	0	0	0	0	0	0	0	0	0	0	0	0	1	1	0	0	0	0	W	27-13
11/12	at Patriots																										W	10-6	
11/26	Buccaneers																										W	27-20	
12/03	at Titans																										W	31-28+	
12/10	at Bengals																										L	14-34	
12/16	Steelers																										W	30-13	
12/24	at Falcons	P	0	0	0	0	0.0	0.0	0	0	0	0	0	0	0	0	0	0	0	0	0	0	0	0	0	0	0	L	10-29
12/31	Raiders	S	4	2	2	0	0.0	0.0	0	0	0	0	0	0	0	0	0	0	0	0	0	0	0	0	0	0	0	W	23-20
01/06	Texans																										L	19-23	
2023 TOTALS		4-1	4	2	2	0	0.0	0.0	0	0	0	0	0	0	0	0	0	0	0	0	2	2	0	0	0	0	0	9-8	

+ - Overtime

2019 GAME-BY-GAME POSTSEASON STATISTICS (CHIEFS)

DATE	OPPONENT	P/S	TACKLES					INTERCEPTIONS					FUMBLES			ST			MISC		W/L	SCORE						
			TK	S	A	SK	YDS	TFL	YDS	QBH	NO	YDS	LG	TD	PD	FF	FR	TD	YDS	TK			S	A	FF	FR	S	A
01/12	Texans																										W	51-31
01/19	Titans																										W	35-24
02/02	49ers																										W	31-20
2019 TOTALS			0	0	0	0	0.0	0.0	0	0	0	0	0	0	0	0	0	0	0	0	0	0	0	0	0	0	0	3-0

2020 GAME-BY-GAME POSTSEASON STATISTICS (CHIEFS)

DATE	OPPONENT	P/S	TACKLES					INTERCEPTIONS					FUMBLES			ST			MISC		W/L	SCORE							
			TK	S	A	SK	YDS	TFL	YDS	QBH	NO	YDS	LG	TD	PD	FF	FR	TD	YDS	TK			S	A	FF	FR	S	A	
01/17	Browns	P	0	0	0	0	0.0	0.0	0	0	0	0	0	0	0	0	0	0	0	0	0	0	0	0	0	0	0	W	22-17
01/24	Bills	P	0	0	0	0	0.0	0.0	0	0	0	0	0	0	0	0	0	0	0	0	0	1	1	0	0	0	0	W	38-24
02/07	at Buccaneers																										L	9-31	
2020 TOTALS		2-0	0	0	0	0	0.0	0.0	0	0	0	0	0	0	0	0	0	0	0	0	1	1	0	0	0	0	0	2-1	



2021 GAME-BY-GAME POSTSEASON STATISTICS (CHIEFS)

DATE	OPPONENT	P/S	TACKLES							INTERCEPTIONS				FUMBLES			ST			MISC		W/L	SCORE					
			TK	S	A	SK	YDS	TFL	YDS	QBH	NO	YDS	LG	TD	PD	FF	FR	TD	YDS	TK	S			A	FF	FR	S	A
01/16	Steelers																									W	42-21	
01/23	Bills																									W	42-36+	
01/30	Bengals																									L	24-27+	
2021 TOTALS			0	0	0	0	0	0	0	0	0	0	0	0	0	0	0	0	0	0	0	0	0	0	0	0	2-1	

+ - Overtime

2022 GAME-BY-GAME POSTSEASON STATISTICS (CHIEFS)

DATE	OPPONENT	P/S	TACKLES							INTERCEPTIONS				FUMBLES			ST			MISC		W/L	SCORE					
			TK	S	A	SK	YDS	TFL	YDS	QBH	NO	YDS	LG	TD	PD	FF	FR	TD	YDS	TK	S			A	FF	FR	S	A
01/21	Jaguars	P	0	0	0	0	0	0	0	0	0	0	0	0	0	0	0	0	0	0	0	0	0	0	0	0	W	27-20
2022 TOTALS			1	0	0	0	0	0	0	0	0	0	0	0	0	0	0	0	0	0	0	0	0	0	0	1-0		

ISAIAH LAND
DEFENSIVE END

55



6-4 225 LBS
NFL EXP: 2
(2ND YEAR WITH THE COLTS)
BORN: 2/5/00



COLLEGE:
FLORIDA A&M


4TH-AND-SHORT

- In his first season, he played in seven games and totaled six tackles (two solo) and 1.0 sack.
- At Florida A&M, he appeared in 30 games at Florida A&M (2018-22) and compiled 89 tackles (62 solo), 42.5 tackles for loss, 29.0 sacks, eight passes defended, one interception, four forced fumbles and two fumble recoveries.
- First Team All-America (2021).
- Buck Buchanan Award winner and SWAC Defensive Player of the Year (2021).

Claimed by the Colts off of
waivers from the Dallas Cowboys
on August 30, 2023.



 @IsaiahLand716

 31.zay

NFL HIGHLIGHTS

- He played in seven games in 2023 and collected six tackles (two solo) and 1.0 sack. In Week 12 vs. TB, he tallied two tackles (one solo) and his first career sack.

COLLEGE HIGHLIGHTS

- Appeared in 30 games at Florida A&M (2018-22) and collected 89 tackles (62 solo), 42.5 tackles for loss, 29.0 sacks, eight passes defended, one interception, four forced fumbles and two fumble recoveries.
- As a redshirt senior, he played in eight games and tallied 23 tackles (20 solo), 12.0 tackles for loss, 8.0 sacks, two passes defended, one forced fumble and one fumble recovery.
- In 2021, he was named the Buck Buchanan Award winner, SWAC Defensive Player of the Year and was a First Team All-America selection after he played in all 12 games and registered 43 tackles (32 solo), 25.5 tackles for loss, 19.0 sacks, three passes defended, three forced fumbles and one fumble recovery. He led the nation in tackles for loss and sacks. In a win against South Carolina State, he compiled a single-game school record 5.0 sacks.
- His 2020 season was canceled due to COVID-19.
- In 2019, he played in nine games and compiled 23 tackles (10 solo), 5.0 tackles for loss, 2.0 sacks, three passes defended and one interception.
- Redshirted the 2018 season after he appeared in one game.

PERSONAL

- Attended Grayson High School in Loganville, Ga.
- As a senior in 2017, he played in seven games and totaled 22 tackles and 7.0 sacks.
- Participated in the NFL's My Cause My Cleats initiative and represented the American Cancer Society (2023).
- Majored in interdisciplinary studies at Florida A&M.
- A native of Buffalo, N.Y.

ADDITIONAL TRANSACTIONS

- Waived by Dallas on August 29, 2023.
- Signed by the Cowboys as an undrafted free agent on May 12, 2023.

ISAIAH LAND'S - NFL REGULAR SEASON STATISTICS

DATE	TEAM	GP	GS	TACKLES							INTERCEPTIONS				FUMBLES			ST			MISC					
				TK	S	A	TFL	YDS	SK	YDS	QBH	NO	YDS	LG	TD	PD	FF	FR	TD	YDS	TK	S	A	FF	FR	S
2023	Colts	7	0	6	2	4	0	0	1.0	0.0	1	0	0	0	0	0	0	0	0	0	0	0	0	0	0	0
TOTALS		7	0	6	2	4	0	0	1.0	0.0	1	0	0	0	0	0	0	0	0	0	0	0	0	0	0	0

SINGLE-GAME HIGHS: DEFENSIVE

Total Tackles 2 at Atlanta Falcons, Dec 24, 2023
...1 more at 2.

Sacks 1.0 vs. Tampa Bay Buccaneers, Nov 26, 2023

Solo Tackles 1 vs. Tampa Bay Buccaneers, Nov 26, 2023
...1 more at 1.

2023 GAME-BY-GAME REGULAR-SEASON STATISTICS (COLTS)

DATE	OPPONENT	P/S	TACKLES							INTERCEPTIONS				FUMBLES			ST			MISC		W/L	SCORE				
			TK	S	A	SK	YDS	TFL	YDS	QBH	NO	YDS	LG	TD	PD	FF	FR	TD	YDS	TK	S			A	FF	FR	S
09/10	Jaguars																									L	21-31
09/17	at Texans																									W	31-20
09/24	at Ravens																									W	22-19+
10/01	Rams																								L	23-29+	
10/08	Titans	P	1	0	1	0.0	0.0	0	0	0	0	0	0	0	0	0	0	0	0	0	0	0	0	0	0	W	23-16
10/15	at Jaguars																								L	20-37	
10/22	Browns																								L	38-39	
10/29	Saints																								L	27-38	
11/05	at Panthers	P	1	1	0	0.0	0.0	0	0	0	0	0	0	0	0	0	0	0	0	0	0	0	0	0	0	W	27-13
11/12	at Patriots	P	0	0	0	0.0	0.0	0	0	0	0	0	0	0	0	0	0	0	0	0	0	0	0	0	0	W	10-6
11/26	Buccaneers	P	2	1	1	1.0	0.0	0	0	0	1	0	0	0	0	0	0	0	0	0	0	0	0	0	0	W	27-20
12/03	at Titans																								W	31-28+	
12/10	at Bengals																								L	14-34	
12/16	Steelers																								W	30-13	
12/24	at Falcons	P	2	0	2	0.0	0.0	0	0	0	0	0	0	0	0	0	0	0	0	0	0	0	0	0	0	L	10-29
12/31	Raiders	P	0	0	0	0.0	0.0	0	0	0	0	0	0	0	0	0	0	0	0	0	0	0	0	0	0	W	23-20
01/06	Texans	P	0	0	0	0.0	0.0	0	0	0	0	0	0	0	0	0	0	0	0	0	0	0	0	0	0	L	19-23
2023 TOTALS		7-0	6	2	4	1.0	0.0	0	0	0	1	0	0	0	0	0	0	0	0	0	0	0	0	0	0	9-8	

+ - Overtime

TITUS LEO
DEFENSIVE END

91

6-3 245 LBS

NFL EXP: 2

(2ND YEAR WITH THE COLTS)

BORN: 8/26/99



**COLLEGE:
WAGNER**

4TH-AND-SHORT

- Spent his 2023 rookie season on the Injured Reserve list.
- Saw action in 38 games (33 starts) at Wagner (2018-22) and totaled 234 tackles (140 solo), 40.0 tackles for loss, 13.0 sacks, four passes defended, one interception, six forced fumbles, two fumble recoveries and three blocked extra points.
- FCS First Team All-America (2021).
- 2x NEC Defensive Player of the Year (2020, 2021).
- 3x First Team All-NEC selection (2020, 2021, 2022).
- Led Wagner in tackles, tackles for loss and sacks in each of his last three years (2020-22).

DOWN THE STRETCH

Do you have any pets: A dog named Mario.

What is the best advice you've been given: Be where your feet are.

Who is your favorite artist: Juice Wrld & Lil Baby

What is your favorite childhood food: Baked mac and cheese

Who was your favorite athlete growing up: Kobe Bryant

What is one thing you can't live without: Music

What are your hobbies off the field: Flight simulator

Selected by the Colts in the sixth round (211th overall) of the 2023 NFL Draft.

X @LeoTitus10

@titus_royal

NFL HIGHLIGHTS

- Spent the 2023 season on the Injured Reserve list.

COLLEGE HIGHLIGHTS

- Saw action in 38 games (33 starts) at Wagner (2018-22) and totaled 234 tackles (140 solo), 40.0 tackles for loss, 13.0 sacks, four passes defended, one interception, six forced fumbles, two fumble recoveries and three blocked extra points. Was a two-time NEC Defensive Player of the Year (2020-21) and a three-time First Team All-NEC selection (2020-22). Led team in tackles, tackles for loss and sacks in each of his last three years (2020-22).
- In 2022, he garnered First Team All-NEC honors after he started all 11 games and compiled 65 tackles (39 solo), 14.0 tackles for loss, 3.0 sacks, one pass defended, two forced fumbles, one fumble recovery and two blocked extra points. Named a team captain. Led team in tackles, tackles for loss and sacks.
- Started all 11 games in 2021 and registered 71 tackles (48 solo), single-season career highs in tackles for loss (18.5) and sacks (7.0) as well as one pass defended and one blocked extra point. Named NEC Defensive Player of the Year for the second consecutive season. Earned FCS First Team All-America accolades. Garnered First Team All-NEC honors. Named a finalist for the STATS FCS Buck Buchanan Award, which is given annually to the nation's top defensive player. Led team in tackles, tackles for loss and sacks.
- The 2020 season was pushed to the spring of 2021 and he started all two games and recorded 15 tackles (11 solo), 4.0 tackles for loss, 2.0 sacks and two forced fumbles. Selected as the NEC Defensive Player of the Year. Garnered First Team All-NEC honors and led the team in tackles, tackles for loss and sacks.
- As a sophomore in 2019, he appeared in 11 games (nine starts) and accumulated 68 tackles (35 solo), 2.5 tackles for loss, one pass defended, one forced fumble and one fumble recovery. Recorded at least five tackles in 10 out of the 11 games he saw action in.
- In 2018, he saw action in three games and tallied 15 tackles (seven solo), 1.0 tackle for loss, 1.0 sack, one pass defended, one interception (returned for a touchdown) and one forced fumble. In a win over Saint Francis, he earned NEC Rookie of the Week honors.

PERSONAL

- Attended Sheepshead Bay High School and played linebacker, safety and wide receiver.
- He is just the fourth player from Wagner to be selected in the NFL Draft.
- Wagner was his only Division I offer.
- In 2023, he participated in Colts community initiatives like the Bring Change to Mind school assembly and the Back 9 event.
- A native of Sheepshead Bay, N.Y.

TITUS LEO'S - NFL REGULAR SEASON STATISTICS

DATE	TEAM	GP	GS	TACKLES							INTERCEPTIONS					FUMBLES				ST			MISC			
				TK	S	A	TFL	YDS	SK	YDS	QBH	NO	YDS	LG	TD	PD	FF	FR	TD	YDS	TK	S	A	FF	FR	S
2023	Colts	0	0	0	0	0	0	0	0	0.0	0	0	0	0	0	0	0	0	0	0	0	0	0	0	0	0
TOTALS		0	0	0	0	0	0	0	0.0	0.0	0	0	0	0	0	0	0	0	0	0	0	0	0	0	0	

2023 GAME-BY-GAME REGULAR-SEASON STATISTICS (COLTS)

DATE	OPPONENT	P/S	TACKLES							INTERCEPTIONS					FUMBLES				ST			MISC			W/L	SCORE		
			TK	S	A	SK	YDS	TFL	YDS	QBH	NO	YDS	LG	TD	PD	FF	FR	TD	YDS	TK	S	A	FF	FR			S	A
09/10	Jaguars																									L	21-31	
09/17	at Texans																									W	31-20	
09/24	at Ravens																									W	22-19+	
10/01	Rams																									L	23-29+	
10/08	Titans																									W	23-16	
10/15	at Jaguars																									L	20-37	
10/22	Browns																									L	38-39	
10/29	Saints																									L	27-38	
11/05	at Panthers																									W	27-13	
11/12	at Patriots																									W	10-6	
11/26	Buccaneers																									W	27-20	
12/03	at Titans																									W	31-28+	
12/10	at Bengals																									L	14-34	
12/16	Steelers																									W	30-13	
12/24	at Falcons																									L	10-29	
12/31	Raiders																									W	23-20	
01/06	Texans																									L	19-23	
2023 TOTALS			0	0	0	0	0	0	0	0	0	0	0	0	0	0	0	0	0	0	0	0	0	0	0	0	0	9-8

+ - Overtime

TYQUAN LEWIS

DEFENSIVE END

(TIE-KWON)

94

6-3 267 LBS

NFL EXP: 7

(7TH YEAR WITH THE COLTS)

BORN: 1/30/95



**COLLEGE:
OHIO STATE**

4TH-AND-SHORT

- In his first six seasons, he compiled 95 tackles (67 solo), 26.0 tackles for loss, 13.5 sacks, 10 passes defended, one interception and one forced fumble in 65 games (15 starts).
- In Week 8 of 2020 at DET, he tallied 2.0 tackles for loss and 2.0 sacks, which both tied single-game career highs.
- Finished his career at Ohio State with 23.5 sacks, which ranked sixth all-time in school history.
- Named the 2016 Smith-Brown Defensive Lineman of the Year (best defensive lineman in the Big Ten).

DOWN THE STRETCH

Pregame ritual: I like to put on some nice calm music. I listen to the The Weeknd a lot.

What's on your bucket list: As a kid, I always wanted to swim with a killer whale.

Pets: I have a Rottweiler named Apollo.

Hidden talents: I can dunk really well.

Who is your inspiration: My great grandmother and my mom.

Favorite movie: "Cinderella Man"

Three people you would invite to dinner: Will Smith, my great grandmother and my grandpa.

Strangest thing you have ever eaten: Calamari

Selected by the Colts in the second round (64th overall) of the 2018 NFL Draft.

X @PRIMETIME_LEWIS

📷 @PRIMETIME_LEWIS

A FAMILY MAN

Lewis was the male leader in his household growing up. His father wasn't around and Lewis took on the responsibility of being a role model to his three younger brothers. He would always go to their games when he could and offer advice to them. When he left home to go to Ohio State, his family adapted and still managed to stay close. He decided to host his draft party back home in Pinetops, N.C. with friends and family. After he got the call from the Colts, he even made sure to FaceTime his brother to make sure he was included in the family photo celebrating the occasion.



NFL HIGHLIGHTS

- In six seasons with the Colts (2018-23), he has appeared in 65 games (15 starts) and has compiled 95 tackles (67 solo), 26.0 tackles for loss, 13.5 sacks, 10 passes defended, one interception and one forced fumble. Has competed in one postseason game and has tallied three solo tackles.
- In 2023, he competed in all 17 games and tallied 25 tackles (18 solo), 9.0 tackles for loss, 4.0 sacks and three passes defended. In Week 6 at JAX, he totaled two tackles (one solo), 1.0 tackle for loss and 1.0 sack. In Week 10 at NE, he tallied two tackles, 1.0 tackle for loss and 1.0 sack. In Week 12 vs. TB, he collected two tackles, 1.0 sack and one pass defended. In Week 17 vs. LV, he tallied two tackles (one solo), 1.0 tackle for loss and 1.0 sack.
- He appeared in seven games (four starts) in 2022 and compiled 14 tackles (eight solo), 2.0 tackles for loss, 1.0 sack, two passes defended and one forced fumble. Placed on the Injured Reserve list on October 31, 2022.
- In 2021, he competed in eight games (two starts) and registered 14 tackles (10 solo), 3.0 tackles for loss, 2.5 sacks, two passes defended and one interception. In Week 5 at BAL, he compiled five tackles (two solo) and 1.5 sacks. In Week 8 vs. TEN, he compiled one solo tackle, 1.0 tackle for loss, 1.0 sack, one pass defended and one interception. Placed on the Injured Reserve list on November 1, 2021.
- Appeared in all 16 games (four starts) in 2020 and tallied 24 tackles (19 solo), 8.0 tackles for loss, 4.0 sacks and two passes defended. In Week 2 vs. MIN, he accumulated two tackles (one solo), 1.0 tackle for loss and 1.0 sack. In Week 6 vs. CIN, he recorded

NFL HIGHLIGHTS CONT...

- five tackles (two solo), 1.0 tackle for loss and half a sack. In Week 8 at DET, he tallied three solo tackles, 2.0 tackles for loss, 2.0 sacks and one pass defended. He tied his career-highs in tackles for loss and sacks. In Week 12 vs. TEN, he recorded five solo tackles, 1.0 tackle for loss and one pass defended. He tied his career-high in tackles and set a new career-high in solo tackles. Competed in one postseason game and tallied three solo tackles.
- In 2019, appeared in nine games and registered five tackles (three solo) and 1.0 tackle for loss.
- In 2018, he played in eight games (six starts) and tallied 13 tackles (nine solo), 3.0 tackles for loss, 2.0 sacks and one pass defended. In Week 15 vs. DAL, he had four tackles (three solo), 2.0 tackles for loss and 2.0 sacks.

COLLEGE HIGHLIGHTS

- Played in 53 games (36 starts) in four seasons (2014-17) as a defensive lineman at Ohio State.
- Helped the Buckeyes win six different championships: the 2014 College Football Playoff (CFP) National Championship, a 2014 Sugar Bowl title, a 2015 Fiesta Bowl title, a 2017 Cotton Bowl title and Big Ten championships in 2014 and 2017.
- The two-time team captain finished his career with 112 tackles (63 solo), 36.5 tackles for loss, 23.5 sacks, five passes defended and five forced fumbles.
- In 2016, was named the Smith-Brown Defensive Lineman of the Year, awarded to the best defensive lineman in the Big Ten.
- His 23.5 sacks rank sixth all-time in Ohio State history.
- As a senior team captain in 2017, played in all 14 games (10 starts) for the Buckeyes. Tallied 20 tackles (12 solo), 9.5 tackles for loss, 7.0 sacks, two passes defended and two forced fumbles. Garnered First Team All-Big Ten honors from the coaches and media for the second consecutive season.
- In 2016, was named a team captain and started all 13 games for the second consecutive season. Registered 29 tackles (17 solo), 10.5 tackles for loss, 8.0 sacks, two passes defended and three forced fumbles.
- Started all 13 games on the defensive line for Ohio State in 2015. Totaled career-highs in tackles (54) and tackles for loss (14.0) and added 8.0 sacks and one pass defended. Received All-Big Ten honorable mention accolades from the coaches and media.
- Appeared in 13 games in 2014, including the CFP national semifinal vs. Alabama and CFP National Championship game against Oregon, and recorded nine tackles (three solo), 2.5 tackles for loss and half a sack.

PERSONAL

- Attended Tarboro (N.C.) High School, where he helped the Vikings win three consecutive North Carolina Class 2A state championships under coach Jeff Craddock.
- Finished his senior season with 13.0 sacks and was named to The Associated Press All-State team.
- Rated as a four-star defensive end prospect (*Rivals*, *Scout* and *247Sports*).
- Participated in the NFL's My Cause My Cleats initiative and represented the Alzheimer's Association (2018-23).
- In 2023, he volunteered around Thanksgiving for the Horseshoe Helpings Colts community event.
- In 2020, he volunteered at a Colts' mobile pantry distribution as part of the No One Runs on Empty program.
- Graduated from Ohio State in December of 2016 with a degree in sociology.
- First name is pronounced TIE-kwon.
- Native of Tarboro, N.C.

TYQUAN LEWIS' - NFL REGULAR SEASON STATISTICS

DATE	TEAM	GP	GS	TK	TACKLES					INTERCEPTIONS					FUMBLES			ST			MISC							
					S	A	TFL	YDS	SK	YDS	QBH	NO	YDS	LG	TD	PD	FF	FR	TD	YDS	TK	S	A	FF	FR	S	A	
2018	Colts	8	6	13	9	4	3	18	2.0	16.0	8	0	0	0	0	1	0	0	0	0	0	0	0	0	0	0	0	0
2019	Colts	9	0	5	3	2	1	2	0.0	0.0	1	0	0	0	0	0	0	0	0	0	0	0	0	0	0	0	0	0
2020	Colts	16	3	24	19	5	8	21	4.0	20.0	6	0	0	0	0	2	0	0	0	0	0	0	0	0	0	0	0	0
2021	Colts	8	2	14	10	4	3	11	2.5	3.5	6	1	8	8	0	2	0	0	0	0	0	0	0	0	0	0	0	0
2022	Colts	7	4	14	8	6	2	11	1.0	8.0	4	0	0	0	0	2	1	0	0	0	0	0	0	0	0	0	0	0
2023	Colts	17	0	25	18	7	9	35	4.0	28.5	13	0	0	0	0	3	0	0	0	0	0	0	0	0	0	0	0	0
TOTALS		65	15	95	67	28	26	98	13.5	76.0	38	1	8	8	0	10	1	0	0	0	0	0	0	0	0	0	0	0

TYQUAN LEWIS' - NFL POSTSEASON STATISTICS

DATE	TEAM	GP	GS	TK	TACKLES					INTERCEPTIONS					FUMBLES			ST			MISC							
					S	A	TFL	YDS	SK	YDS	QBH	NO	YDS	LG	TD	PD	FF	FR	TD	YDS	TK	S	A	FF	FR	S	A	
2018	Colts	0	0	0	0	0	0	0	0.0	0.0	0	0	0	0	0	0	0	0	0	0	0	0	0	0	0	0	0	0
2020	Colts	1	0	3	3	0	0	0	0.0	0.0	1	0	0	0	0	0	0	0	0	0	0	0	0	0	0	0	0	0
TOTALS		1	0	3	3	0	0	0	0.0	0.0	1	0	0	0	0	0	0	0	0	0	0	0	0	0	0	0	0	0

SINGLE-GAME HIGHS: DEFENSIVE

- | | | | |
|------------------------|-----------------------------------------------------------------------------------------------------|----------------------------------|--------------------------------------------------------|
| Total Tackles | 5 at Baltimore Ravens, Oct 11, 2021
...2 more at 5. | Forced Fumbles | 1 vs. Jacksonville Jaguars, Oct 16, 2022 |
| Solo Tackles | 5 vs. Tennessee Titans, Nov 29, 2020
3 vs. Jacksonville Jaguars, Oct 16, 2022
...4 more at 3. | Tackles For Loss | 2 at Tennessee Titans, Nov 12, 2020
...2 more at 2. |
| Sacks | 2.0 at Detroit Lions, Nov 01, 2020
...1 more at 2.0. | Interceptions | 1 vs. Tennessee Titans, Oct 31, 2021 |
| Passes Defensed | 1 vs. Tampa Bay Buccaneers, Nov 26, 2023
...9 more at 1. | Interception Return Yards | 8 vs. Tennessee Titans, Oct 31, 2021 |

SINGLE-GAME HIGHS - POSTSEASON: DEFENSIVE

- | | | | |
|----------------------|----------------------------------|---------------------|----------------------------------|
| Total Tackles | 3 at Buffalo Bills, Jan 09, 2021 | Solo Tackles | 3 at Buffalo Bills, Jan 09, 2021 |
|----------------------|----------------------------------|---------------------|----------------------------------|

2018 GAME-BY-GAME REGULAR-SEASON STATISTICS (COLTS)

DATE	OPPONENT	P/S	TACKLES						INTERCEPTIONS				FUMBLES			ST			MISC		W/L	SCORE						
			TK	S	A	SK	YDS	TFL	YDS	QBH	NO	YDS	LG	TD	PD	FF	FR	TD	YDS	TK			S	A	FF	FR	S	A
09/09	Bengals																								L	23-34		
09/16	at Redskins																								W	21-9		
09/23	at Eagles																								L	16-20		
09/30	Texans																								L	34-37+		
10/04	at Patriots																								L	24-38		
10/14	at Jets																								L	34-42		
10/21	Bills																								W	37-5		
10/28	at Raiders																								W	42-28		
11/11	Jaguars	S	3	2	1	0.0	0.0	0	0	1	0	0	0	0	1	0	0	0	0	0	0	0	0	0	0	W	29-26	
11/18	Titans	S	3	2	1	0.0	0.0	1	2	0	0	0	0	0	0	0	0	0	0	0	0	0	0	0	0	W	38-10	
11/25	Dolphins	S	0	0	0	0.0	0.0	0	0	2	0	0	0	0	0	0	0	0	0	0	0	0	0	0	0	W	27-24	
12/02	at Jaguars	S	0	0	0	0.0	0.0	0	0	2	0	0	0	0	0	0	0	0	0	0	0	0	0	0	0	L	0-6	
12/09	at Texans	P	1	0	1	0.0	0.0	0	0	0	0	0	0	0	0	0	0	0	0	0	0	0	0	0	0	W	24-21	
12/16	Cowboys	P	4	3	1	2.0	16.0	2	16	2	0	0	0	0	0	0	0	0	0	0	0	0	0	0	0	W	23-0	
12/23	Giants	S	2	2	0	0.0	0.0	0	0	1	0	0	0	0	0	0	0	0	0	0	0	0	0	0	0	W	28-27	
12/30	at Titans	S	0	0	0	0.0	0.0	0	0	0	0	0	0	0	0	0	0	0	0	0	0	0	0	0	0	W	33-17	
2018 TOTALS		8-6	13	9	4	2.0	16.0	3	18	8	0	0	0	0	1	0	0	0	0	0	0	0	0	0	0	0	0	10-6

+ - Overtime

2019 GAME-BY-GAME REGULAR-SEASON STATISTICS (COLTS)

DATE	OPPONENT	P/S	TACKLES						INTERCEPTIONS				FUMBLES			ST			MISC		W/L	SCORE						
			TK	S	A	SK	YDS	TFL	YDS	QBH	NO	YDS	LG	TD	PD	FF	FR	TD	YDS	TK			S	A	FF	FR	S	A
09/08	at Chargers																									L	24-30+	
09/15	at Titans	P	1	0	1	0.0	0.0	0	0	0	0	0	0	0	0	0	0	0	0	0	0	0	0	0	0	0	W	19-17
09/22	Falcons	P	0	0	0	0.0	0.0	0	0	0	0	0	0	0	0	0	0	0	0	0	0	0	0	0	0	0	W	27-24
09/29	Raiders																									L	24-31	
10/06	at Chiefs																									W	19-13	
10/20	Texans																								W	30-23		
10/27	Broncos																								W	15-13		
11/03	at Steelers																									L	24-26	
11/10	Dolphins																									L	12-16	
11/17	Jaguars	P	0	0	0	0.0	0.0	0	0	0	0	0	0	0	0	0	0	0	0	0	0	0	0	0	0	0	W	33-13
11/21	at Texans	P	0	0	0	0.0	0.0	0	0	0	0	0	0	0	0	0	0	0	0	0	0	0	0	0	0	L	17-20	
12/01	Titans	P	0	0	0	0.0	0.0	0	0	0	0	0	0	0	0	0	0	0	0	0	0	0	0	0	0	L	17-31	
12/08	at Buccaneers	P	2	1	1	0.0	0.0	0	0	0	0	0	0	0	0	0	0	0	0	0	0	0	0	0	0	L	35-38	
12/16	at Saints	P	1	1	0	0.0	0.0	1	2	0	0	0	0	0	0	0	0	0	0	0	0	0	0	0	0	L	7-34	
12/22	Panthers	P	1	1	0	0.0	0.0	0	0	0	0	0	0	0	0	0	0	0	0	0	0	0	0	0	0	W	38-6	
12/29	at Jaguars	P	0	0	0	0.0	0.0	0	0	1	0	0	0	0	0	0	0	0	0	0	0	0	0	0	0	L	20-38	
2019 TOTALS		9-0	5	3	2	0.0	0.0	1	2	1	0	0	0	0	0	0	0	0	0	0	0	0	0	0	0	0	0	7-9

+ - Overtime

2020 GAME-BY-GAME REGULAR-SEASON STATISTICS (COLTS)

DATE	OPPONENT	P/S	TACKLES						INTERCEPTIONS				FUMBLES			ST			MISC		W/L	SCORE						
			TK	S	A	SK	YDS	TFL	YDS	QBH	NO	YDS	LG	TD	PD	FF	FR	TD	YDS	TK			S	A	FF	FR	S	A
09/13	at Jaguars	P	0	0	0	0.0	0.0	0	0	0	0	0	0	0	0	0	0	0	0	0	0	0	0	0	0	L	20-27	
09/20	Vikings	P	2	1	1	1.0	5.0	1	5	1	0	0	0	0	0	0	0	0	0	0	0	0	0	0	0	W	28-11	
09/27	Jets	P	0	0	0	0.0	0.0	0	0	0	0	0	0	0	0	0	0	0	0	0	0	0	0	0	0	W	36-7	
10/04	at Bears	P	0	0	0	0.0	0.0	0	0	0	0	0	0	0	0	0	0	0	0	0	0	0	0	0	0	W	19-11	
10/11	at Browns	P	0	0	0	0.0	0.0	0	0	0	0	0	0	0	0	0	0	0	0	0	0	0	0	0	0	L	23-32	
10/18	Bengals	P	5	2	3	0.5	2.5	1	1	1	0	0	0	0	0	0	0	0	0	0	0	0	0	0	0	W	31-27	
11/01	at Lions	P	3	3	0	2.0	10.0	2	10	2	0	0	0	0	1	0	0	0	0	0	0	0	0	0	0	W	41-21	
11/08	Ravens	P	0	0	0	0.0	0.0	0	0	0	0	0	0	0	0	0	0	0	0	0	0	0	0	0	0	L	10-24	
11/12	at Titans	P	3	3	0	0.0	0.0	2	2	0	0	0	0	0	0	0	0	0	0	0	0	0	0	0	0	W	34-17	
11/22	Packers	S	3	3	0	0.0	0.0	0	0	0	0	0	0	0	0	0	0	0	0	0	0	0	0	0	0	W	34-31+	
11/29	Titans	S	5	5	0	0.0	0.0	1	0	0	0	0	0	0	1	0	0	0	0	0	0	0	0	0	0	L	26-45	
12/06	at Texans	P	0	0	0	0.0	0.0	0	0	1	0	0	0	0	0	0	0	0	0	0	0	0	0	0	0	W	26-20	
12/13	at Raiders	P	1	1	0	0.0	0.0	1	3	0	0	0	0	0	0	0	0	0	0	0	0	0	0	0	0	W	44-27	
12/20	Texans	S	1	0	1	0.5	2.5	0	0	1	0	0	0	0	0	0	0	0	0	0	0	0	0	0	0	W	27-20	
12/27	at Steelers	P	1	1	0	0.0	0.0	0	0	0	0	0	0	0	0	0	0	0	0	0	0	0	0	0	0	L	24-28	
01/03	Jaguars	P	0	0	0	0.0	0.0	0	0	0	0	0	0	0	0	0	0	0	0	0	0	0	0	0	0	W	28-14	
2020 TOTALS		16-3	24	19	5	4.0	20.0	8	21	6	0	0	0	0	2	0	0	0	0	0	0	0	0	0	0	0	0	11-5

+ - Overtime

2021 GAME-BY-GAME REGULAR-SEASON STATISTICS (COLTS)

DATE	OPPONENT	P/S	TACKLES						INTERCEPTIONS				FUMBLES			ST			MISC		W/L	SCORE						
			TK	S	A	SK	YDS	TFL	YDS	QBH	NO	YDS	LG	TD	PD	FF	FR	TD	YDS	TK			S	A	FF	FR	S	A
09/12	Seahawks	P	1	1	0	0.0	0.0	0	0	0	1	0	0	0	0	0	0	0	0	0	0	0	0	0	0	L	16-28	
09/19	Rams	P	0	0	0	0.0	0.0	0	0	0	0	0	0	0	0	1	0	0	0	0	0	0	0	0	0	L	24-27	
09/26	at Titans	P	2	1	1	0.0	0.0	0	0	0	0	0	0	0	0	0	0	0	0	0	0	0	0	0	0	L	16-25	
10/03	at Dolphins	S	2	2	0	0.0	0.0	1	7	0	0	0	0	0	0	0	0	0	0	0	0	0	0	0	0	W	27-17	
10/11	at Ravens	S	5	2	3	1.5	2.5	0	0	2	0	0	0	0	0	0	0	0	0	0	0	0	0	0	0	L	25-31+	
10/17	Texans	P	2	2	0	0.0	0.0	0	0	0	0	0	0	0	0	0	0	0	0	0	0	0	0	0	0	W	31-3	
10/24	at 49ers	P	1	1	0	0.0	0.0	1	3	1	0	0	0	0	0	0	0	0	0	0	0	0	0	0	0	W	30-18	
10/31	Titans																									L	31-34+	
11/04	Jets																									W	45-30	
11/14	Jaguars																									W	23-17	
11/21	at Bills																									W	41-15	
11/28	Buccaneers																									L	31-38	
12/05	at Texans																									W	31-0	
12/18	Patriots																									W	27-17	
12/25	at Cardinals																									W	22-16	
01/02	Raiders																									L	20-23	
01/09	at Jaguars																									L	11-26	
2021 TOTALS			7-2	13	9	4	1.5	2.5	2	10	4	0	0	0	0	1	0	0	0	0	0	0	0	0	0	0	0	9-8

+ - Overtime

2022 GAME-BY-GAME REGULAR-SEASON STATISTICS (COLTS)

DATE	OPPONENT	P/S	TACKLES						INTERCEPTIONS				FUMBLES			ST			MISC		W/L	SCORE					
			TK	S	A	SK	YDS	TFL	YDS	QBH	NO	YDS	LG	TD	PD	FF	FR	TD	YDS	TK			S	A	FF	FR	S
09/11	at Texans	P	1	1	0	0.0	0.0	0	0	0	0	0	0	0	1	0	0	0	0	0	0	0	0	0	0	T	20-20
09/18	at Jaguars	P	2	1	1	0.0	0.0	0	0	1	0	0	0	0	0	0	0	0	0	0	0	0	0	0	0	L	0-24
09/25	Chiefs	P	0	0	0	0.0	0.0	0	0	0	0	0	0	0	0	0	0	0	0	0	0	0	0	0	0	W	20-17
10/02	Titans	S	3	1	2	0.0	0.0	0	0	0	0	0	0	0	0	0	0	0	0	0	0	0	0	0	0	L	17-24
10/06	at Broncos																									W	12-9+
10/16	Jaguars	S	4	3	1	1.0	8.0	1	8	1	0	0	0	0	0	1	0	0	0	0	0	0	0	0	0	W	34-27
10/23	at Titans	S	3	2	1	0.0	0.0	1	3	0	0	0	0	0	0	0	0	0	0	0	0	0	0	0	0	L	10-19
10/30	Commanders																									L	16-17
11/06	at Patriots																									L	3-26
11/13	at Raiders																									W	25-20
11/20	Eagles																									L	16-17
11/28	Steelers																									L	17-24
12/04	at Cowboys																									L	19-54
12/17	at Vikings																									L	36-39+
12/26	Chargers																									L	3-20
01/01	at Giants																									L	10-38
01/08	Texans																									L	31-32
2022 TOTALS			6-3	13	8	5	1.0	8.0	2	11	2	0	0	0	0	1	1	0	0	0	0	0	0	0	0	0	4-12-1

+ - Overtime

2023 GAME-BY-GAME REGULAR-SEASON STATISTICS (COLTS)

DATE	OPPONENT	P/S	TACKLES							INTERCEPTIONS				FUMBLES			ST				MISC		W/L	SCORE				
			TK	S	A	SK	YDS	TFL	YDS	QBH	NO	YDS	LG	TD	PD	FF	FR	TD	YDS	TK	S	A			FF	FR	S	A
09/10	Jaguars	P	0	0	0	0.0	0.0	0	0	0	0	0	0	0	0	0	0	0	0	0	0	0	0	0	0	0	L	21-31
09/17	at Texans	P	2	2	0	0.0	0.0	0	0	0	0	0	0	0	0	0	0	0	0	0	0	0	0	0	0	0	W	31-20
09/24	at Ravens	P	1	1	0	0.0	0.0	0	0	0	0	0	0	0	0	0	0	0	0	0	0	0	0	0	0	0	W	22-19+
10/01	Rams	P	1	1	0	0.0	0.0	1	0	0	0	0	0	0	0	0	0	0	0	0	0	0	0	0	0	0	L	23-29+
10/08	Titans	P	0	0	0	0.0	0.0	0	0	0	3	0	0	0	0	1	0	0	0	0	0	0	0	0	0	0	W	23-16
10/15	at Jaguars	P	2	1	1	1.0	6.0	1	6	1	0	0	0	0	0	0	0	0	0	0	0	0	0	0	0	0	L	20-37
10/22	Browns	P	3	1	2	0.0	0.0	1	0	1	0	0	0	0	0	0	0	0	0	0	0	0	0	0	0	0	L	38-39
10/29	Saints	P	1	1	0	0.0	0.0	0	0	0	0	0	0	0	0	0	0	0	0	0	0	0	0	0	0	0	L	27-38
11/05	at Panthers	P	2	2	0	0.0	0.0	0	0	0	0	0	0	0	0	1	0	0	0	0	0	0	0	0	0	0	W	27-13
11/12	at Patriots	P	2	2	0	1.0	7.0	1	7	2	0	0	0	0	0	0	0	0	0	0	0	0	0	0	0	0	W	10-6
11/26	Buccaneers	P	2	0	2	1.0	6.5	0	0	2	0	0	0	0	0	1	0	0	0	0	0	0	0	0	0	0	W	27-20
12/03	at Titans	P	3	2	1	0.0	0.0	1	1	0	0	0	0	0	0	0	0	0	0	0	0	0	0	0	0	0	W	31-28+
12/10	at Bengals	P	1	1	0	0.0	0.0	1	8	1	0	0	0	0	0	0	0	0	0	0	0	0	0	0	0	0	L	14-34
12/16	Steelers	P	2	2	0	0.0	0.0	1	1	1	0	0	0	0	0	0	0	0	0	0	0	0	0	0	0	0	W	30-13
12/24	at Falcons	P	1	1	0	0.0	0.0	1	3	0	0	0	0	0	0	0	0	0	0	0	0	0	0	0	0	0	L	10-29
12/31	Raiders	P	2	1	1	1.0	9.0	1	9	1	0	0	0	0	0	0	0	0	0	0	0	0	0	0	0	0	W	23-20
01/06	Texans	P	0	0	0	0.0	0.0	0	0	1	0	0	0	0	0	0	0	0	0	0	0	0	0	0	0	0	L	19-23
2023 TOTALS		17-0	25	18	7	4.0	28.5	9	35	13	0	0	0	0	3	0	0	0	0	0	0	0	0	0	0	0	9-8	

+ - Overtime

2018 GAME-BY-GAME POSTSEASON STATISTICS (COLTS)

DATE	OPPONENT	P/S	TACKLES							INTERCEPTIONS				FUMBLES			ST				MISC		W/L	SCORE				
			TK	S	A	SK	YDS	TFL	YDS	QBH	NO	YDS	LG	TD	PD	FF	FR	TD	YDS	TK	S	A			FF	FR	S	A
01/05	at Texans																										W	21-7
01/12	at Chiefs																										L	13-31
2018 TOTALS			0	0	0	0.0	0.0	0	0	0	0	0	0	0	0	0	0	0	0	0	0	0	0	0	0	0	1-1	

2020 GAME-BY-GAME POSTSEASON STATISTICS (COLTS)

DATE	OPPONENT	P/S	TACKLES							INTERCEPTIONS				FUMBLES			ST				MISC		W/L	SCORE				
			TK	S	A	SK	YDS	TFL	YDS	QBH	NO	YDS	LG	TD	PD	FF	FR	TD	YDS	TK	S	A			FF	FR	S	A
01/09	at Bills	P	3	3	0	0.0	0.0	0	0	1	0	0	0	0	0	0	0	0	0	0	0	0	0	0	0	0	L	24-27
2020 TOTALS		1-0	3	3	0	0.0	0.0	0	0	1	0	0	0	0	0	0	0	0	0	0	0	0	0	0	0	0	0-1	

WILL MALLORY

TIGHT END

86

6-4 239 LBS

NFL EXP: 2

(2ND YEAR WITH THE COLTS)

BORN: 6/22/99



**COLLEGE:
MIAMI (FL.)**

4TH-AND-SHORT

- In his first season, he played in 12 games (two starts) and totaled 18 receptions for 207 yards.
- Played in 58 games (40 starts) at Miami (2018-22) and totaled 115 receptions for 1,544 yards and 14 touchdowns.
- Second Team All-ACC (2022).
- His grandpa, Bill, served as the head football coach at Miami of Ohio (1969-73), Colorado (1974-78), Northern Illinois (1980-83) and Indiana (1984-96).
- His father, Mike, played linebacker at Michigan and worked as an assistant coach at both the college and NFL level.



Selected by the Colts in the fifth round (162nd overall) of the 2023 NFL Draft.



X @willmallory_25

@will_mallory_85

A COACH'S SON

Will's father, Mike, played collegiately and followed that up with a 37-year coaching career (1986-present). From 1986-2007, he coached collegiately with a focus on linebackers. From 2008 to 2022, he served in the NFL as an assistant special teams coach for the New Orleans Saints (2008-12), special teams coordinator (2013-16) and assistant special teams coach (2017-20) for the Jacksonville Jaguars and assistant special teams coach for the Denver Broncos (2022). Most recently, he returned to his alma mater of Michigan as a special teams analyst (2023-present).

NFL HIGHLIGHTS

- In 2023, he appeared in 12 games (two starts) and tallied 18 receptions for 207 yards. In Week 2 at HOU, he made his NFL debut and totaled two receptions for 49 yards. In Week 12 vs. TB, he made his first career start and totaled two receptions for 29 yards. In Week 14 at CIN, he recorded a single-game career-high five receptions for 46 yards. In Week 16 at ATL, he hauled in four receptions for 47 yards.

COLLEGE HIGHLIGHTS

- Played in 58 games (40 starts) at Miami (2018-22) and totaled 115 receptions for 1,544 yards and 14 touchdowns.
- In 2022, he was a team captain and named a Second Team All-ACC selection after he started all 12 games he appeared in and tallied 43 receptions for a team-high 538 yards and three touchdowns. Named a Second Team All-ACC selection. Selected as a team captain. Led the team in receiving. In his last collegiate game against Pittsburgh, he hauled in a single-game season-high nine receptions for 103 yards and one touchdown. Against North Carolina, he tallied eight receptions for 115 yards.
- Started 12 games in 2021 and recorded 30 receptions for 347 yards and four touchdowns. Ranked third on the team in receiving touchdowns. Against Florida State, he registered single-game season highs in receptions (five) and receiving yards (72) and also added one touchdown. In a win at Pittsburgh, he accumulated three receptions for 66 yards and one touchdown.
- In 2020, he saw action in 11 games (seven starts) and registered 22 receptions for 329 yards and four touchdowns. In a win versus Pittsburgh, he recorded two receptions for 51 yards and two touchdowns.
- Saw action in 13 games (eight starts) in 2019 and compiled 16 receptions for 293 yards and two touchdowns.
- As a true freshman in 2018, he appeared in 10 games (one start) and tallied five receptions for 37 yards and one touchdown.

PERSONAL

- Attended Providence High School in Jacksonville, Fla.
- Named a four-star prospect by ESPN, *247Sports* and *Rivals*.
- Selected to the 2017 *Florida Times-Union* Super 11 High School Football Team.
- In 2017, he participated in The Opening.
- As a junior, he earned All-Conference honors after he tallied 46 receptions for 900 yards and 12 touchdowns.
- Also lettered in basketball and track and finished fourth in the 2018 state championships in the 100 meters and 110-meter hurdles.
- In 2023, he participated in a playground build and Flags of Valor, as well as other community initiatives around the holidays such as Horseshoe Helpings and caroling at Riley Children's Hospital.
- Participated in the NFL's My Cause My Cleats initiative and represented the Breast Cancer Foundation (2023).
- His grandpa, Bill, served as the head football coach at Miami of Ohio (1969-73), Colorado (1974-78), Northern Illinois (1980-83) and Indiana (1984-96).
- His father, Mike, played linebacker at Michigan and worked as an assistant coach at both the college and NFL level. He's worked with the New Orleans Saints (2008-2012), Jacksonville Jaguars (2013-20), Denver Broncos (2022) and then returned to his alma mater of Michigan (2023).
- His uncle, Doug, has over 30 years of coaching experience within the collegiate and NFL worlds. Currently, he is the Defensive Backs coach for the Baltimore Ravens, after having coached for Western Kentucky (1990-93), Maryland (1997-2000), Oklahoma State (2001-04), LSU (2005-08), New Mexico (2009-10), Indiana (2011-13, 1994-96, 1988), Atlanta Falcons (2015-20) and Michigan (2021-23).
- His uncle, Curt, has been the head coach at Indiana State since 2017.
- A native of Jacksonville, Fla.

WILL MALLORY'S - NFL REGULAR SEASON STATISTICS

DATE	TEAM	RECEIVING							RUSHING				
		GP	GS	NO.	YDS.	AVG.	LG	TD	NO.	YDS.	AVG.	LG	TD
2023	Colts	12	2	18	207	11.5	43	0	0	0	0.0	0	0
TOTALS		12	2	18	207	11.5	43	0	0	0	0.0	0	0

WILL MALLORY'S - NFL REGULAR SEASON STATISTICS

DATE	TEAM	KICKOFF RETURNS					PUNT RETURNS					
		RET.	YDS.	AVG.	LG	TD	NO.	FC	YDS.	AVG.	LG	TD
2023	Colts	0	0	0.0	0	0	0	0	0	0.0	0	0
TOTALS		0	0	0.0	0	0	0	0	0	0.0	0	0

SINGLE-GAME HIGHS: RECEIVING

- Receptions** 5 at Cincinnati Bengals, Dec 10, 2023
4 at Atlanta Falcons, Dec 24, 2023
2 at Tennessee Titans, Dec 03, 2023
...2 more at 2.
- Receiving Yards** 49 at Houston Texans, Sep 17, 2023
47 at Atlanta Falcons, Dec 24, 2023
46 at Cincinnati Bengals, Dec 10, 2023
- Receiving Average** 11.8 at Atlanta Falcons, Dec 24, 2023
9.2 at Cincinnati Bengals, Dec 10, 2023
- Longest Receptions** 43 at Houston Texans, Sep 17, 2023
19 vs. Las Vegas Raiders, Dec 31, 2023
18 at Atlanta Falcons, Dec 24, 2023
- All-Purpose Yards** 49 at Houston Texans, Sep 17, 2023
47 at Atlanta Falcons, Dec 24, 2023
46 at Cincinnati Bengals, Dec 10, 2023

2023 GAME-BY-GAME REGULAR-SEASON STATISTICS (COLTS)

DATE	OPPONENT	P/S	RECEIVING					RUSHING					W/L	SCORE
			NO.	YDS.	AVG.	LG	TD	NO.	YDS.	AVG.	LG	TD		
09/10	Jaguars												L	21-31
09/17	at Texans	P	2	49	24.5	43	0	0	0	0.0	0	0	W	31-20
09/24	at Ravens												W	22-19+
10/01	Rams												L	23-29+
10/08	Titans												W	23-16
10/15	at Jaguars	P	0	0	0.0	0	0	0	0.0	0	0	0	L	20-37
10/22	Browns	P	0	0	0.0	0	0	0	0.0	0	0	0	L	38-39
10/29	Saints	P	1	6	6.0	6	0	0	0.0	0	0	0	L	27-38
11/05	at Panthers												W	27-13
11/12	at Patriots	P	1	7	7.0	7	0	0	0.0	0	0	0	W	10-6
11/26	Buccaneers	S	2	29	14.5	17	0	0	0.0	0	0	0	W	27-20
12/03	at Titans	P	2	4	2.0	3	0	0	0.0	0	0	0	W	31-28+
12/10	at Bengals	P	5	46	9.2	16	0	0	0.0	0	0	0	L	14-34
12/16	Steelers	P	0	0	0.0	0	0	0	0.0	0	0	0	W	30-13
12/24	at Falcons	S	4	47	11.8	18	0	0	0.0	0	0	0	L	10-29
12/31	Raiders	P	1	19	19.0	19	0	0	0.0	0	0	0	W	23-20
01/06	Texans	P	0	0	0.0	0	0	0	0.0	0	0	0	L	19-23
2023 TOTALS		12-2	18	207	11.5	43	0	0	0	0.0	0	0	9-8	

+ - Overtime

CAMERON MCGRONE

LINEBACKER

59

6-1 236 LBS

NFL EXP: 2

(3RD YEAR WITH THE COLTS)

BORN: 6/22/00

M COLLEGE:
MICHIGAN

4TH-AND-SHORT

- In his first two seasons with the Colts (2022-23) and Patriots (2021-22), he played in 13 games and totaled three tackles (two solo) and two special team stops.
- Saw action in 19 games (15 starts) at Michigan (2018-20) and recorded 92 tackles (52 solo), 11.5 tackles for loss, 4.5 sacks, one pass defended and one forced fumble.
- All-Big Ten Honorable Mention (2019).
- Attended Lawrence Central High School in Indianapolis.

DOWN THE STRETCH

What is on your bucket list: Travel to Vietnam, my grandmothers homeland.

What is your favorite vacation spot: South Africa

Do you have any nicknames: Killa Cam

Do you have any pets: I have a Cane Corso named Remington.

What is the best advice you've been given: If you don't think you're the best, nobody will. I carry that on the field everyday.

Who is your mentor: My high school linebackers coach, Will Patterson. He is currently Lawrence Central head coach.

Who is your favorite artist: Jordan Ward

What is your favorite food: Hot Pot

What are your pet peeves: Loud chewing, sniffing when congested

What is one thing you can't live without: Nespresso machine

What are your hobbies off the field: Playing Call of Duty.




Signed to the Colts active roster from the Patriots practice squad on December 20, 2022.

X @McGrone_Strong

@mcgrone.strong

A SPECIAL BOND

McGrone and his younger brother, Aaron Redd, share an incredibly unique bond. When Redd was four years old, he was diagnosed with Autism and struggled with large crowds and loud noises. While McGrone was finding his way as a star athlete, it was difficult for his family to watch him compete due to Redd's condition. Rather than make it about himself, McGrone made it his goal to lead his brother to new heights. At every opportunity he could, McGrone put him and his brother in situations that would help familiarize Redd with positions he would be in while attending McGrone's athletic competitions. Whether it was the gun going off at a track meet, the whistle at a wrestling match or the fireworks at a football game, McGrone helped Redd understand and adapt to his surroundings. By the time McGrone was a senior star at Lawrence Central High School in Indianapolis, Redd was a regular at his brother's games.



NFL HIGHLIGHTS

- In three seasons with the Colts (2022-23) and Patriots (2021-22), he has competed in 13 games and has totaled three tackles (two solo) as well as two special teams stops.
- Saw action in 12 games in 2023 and recorded three tackles (two solo) and one special teams stop.
- In 2022, he saw action in one game and recorded one special team stop. He spent part of the 2022 season on New England's practice squad.
- In 2021, he spent the season on the Reserve/Non-Football Injury list.

COLLEGE HIGHLIGHTS

- Saw action in 19 games (15 starts) at Michigan (2018-20) and recorded 92 tackles (52 solo), 11.5 tackles for loss, 4.5 sacks, one pass defended and one forced fumble.
- As a junior, he started five games and compiled 26 tackles (14 solo), 2.0 tackles for loss and half a sack.
- In 2019, he was named All-Big Ten Honorable Mention after he appeared in all 13 games and registered 66 tackles (38 solo), 9.5 tackles for loss, 4.0 sacks, one pass defended and one forced fumble.
- As a freshman, he played in one game on special teams.

PERSONAL

- Attended Lawrence Central High School in Indianapolis.
- As a senior, he recorded 84 tackles, 14.0 tackles for loss and 4.0 sacks.
- Named a two-time all-conference selection and All-Marion County team honoree.
- Co-recipient of the 2017 *IndyStar* Top Linebacker Award.
- Selected as the No. 1 player from the state of Indiana by *247Sports*.
- In 2023, he volunteered for a playground build as part of a Colts community initiative event.
- Participated in the NFL's My Cause My Cleats initiative and represented Autism Speaks (2023).
- Majored in general studies.
- A native of Indianapolis, Ind.

ADDITIONAL TRANSACTIONS

- Signed to the New England practice squad on December 13, 2022.
- Signed to the Patriots active roster from the practice squad on December 12, 2022.
- Signed to the New England practice squad on August 31, 2022.
- Waived by the Patriots on August 30, 2022.
- Selected by New England in the fifth round (177th overall) of the 2021 NFL Draft.

CAMERON MCGRONE'S - NFL REGULAR SEASON STATISTICS

DATE	TEAM	GP	GS	TK	S	TACKLES				INTERCEPTIONS				FUMBLES			ST			MISC							
						A	TFL	YDS	SK	YDS	QBH	NO	YDS	LG	TD	PD	FF	FR	TD	YDS	TK	S	A	FF	FR	S	A
2021	Patriots	0	0	0	0	0	0	0.0	0.0	0	0	0	0	0	0	0	0	0	0	0	0	0	0	0	0		
2022	Patriots	0	0	0	0	0	0	0.0	0.0	0	0	0	0	0	0	0	0	0	0	0	0	0	0	0	0		
Went from New England to Indianapolis .																											
2022	Colts	1	0	0	0	0	0	0.0	0.0	0	0	0	0	0	0	0	0	0	1	1	0	0	0	0	0	0	
2022	TOTAL	1	0	0	0	0	0	0.0	0.0	0	0	0	0	0	0	0	0	0	1	1	0	0	0	0	0	0	
2023	Colts	12	0	3	2	1	0	0.0	0.0	0	0	0	0	0	0	0	0	0	1	0	1	0	0	0	0	0	
TOTALS		13	0	3	2	1	0	0.0	0.0	0	0	0	0	0	0	0	0	0	2	1	1	0	0	0	0	0	

2023 GAME-BY-GAME REGULAR-SEASON STATISTICS (COLTS)

DATE	OPPONENT	P/S	TACKLES						INTERCEPTIONS				FUMBLES			ST			MISC		W/L	SCORE					
			TK	S	A	SK	YDS	TFL	YDS	QBH	NO	YDS	LG	TD	PD	FF	FR	TD	YDS	TK			S	A	FF	FR	S
09/10	Jaguars	P	0	0	0	0.0	0.0	0	0	0	0	0	0	0	0	0	0	0	0	0	0	0	0	0	0	L	21-31
09/17	at Texans	P	0	0	0	0.0	0.0	0	0	0	0	0	0	0	0	0	0	0	0	0	0	0	0	0	0	W	31-20
09/24	at Ravens	P	0	0	0	0.0	0.0	0	0	0	0	0	0	0	0	0	0	0	0	0	0	0	0	0	0	W	22-19+
10/01	Rams																								L	23-29+	
10/08	Titans	P	0	0	0	0.0	0.0	0	0	0	0	0	0	0	0	0	0	0	0	0	0	0	0	0	0	W	23-16
10/15	at Jaguars	P	0	0	0	0.0	0.0	0	0	0	0	0	0	0	0	0	0	0	0	0	0	0	0	0	0	L	20-37
10/22	Browns	P	0	0	0	0.0	0.0	0	0	0	0	0	0	0	0	0	0	0	0	0	0	0	0	0	0	L	38-39
10/29	Saints	P	0	0	0	0.0	0.0	0	0	0	0	0	0	0	0	0	0	0	0	0	0	0	0	0	0	L	27-38
11/05	at Panthers	P	0	0	0	0.0	0.0	0	0	0	0	0	0	0	0	0	0	0	0	0	0	0	0	0	0	W	27-13
11/12	at Patriots																								W	10-6	
11/26	Buccaneers																								W	27-20	
12/03	at Titans																								W	31-28+	
12/10	at Bengals	P	1	1	0	0.0	0.0	0	0	0	0	0	0	0	0	0	0	0	0	0	0	0	0	0	0	L	14-34
12/16	Steelers	P	2	1	1	0.0	0.0	0	0	0	0	0	0	0	0	0	0	0	0	0	0	0	0	0	0	W	30-13
12/24	at Falcons	P	0	0	0	0.0	0.0	0	0	0	0	0	0	0	0	0	0	0	0	0	0	0	0	0	0	L	10-29
12/31	Raiders																								W	23-20	
01/06	Texans	P	0	0	0	0.0	0.0	0	0	0	0	0	0	0	0	0	0	0	0	0	0	0	0	0	0	L	19-23
2023 TOTALS		12-0	3	2	1	0.0	0.0	0	0	0	0	0	0	0	0	0	0	0	0	0	0	0	0	0	0	9-8	

+ - Overtime

2021 GAME-BY-GAME POSTSEASON STATISTICS (PATRIOTS)

DATE	OPPONENT	P/S	TACKLES						INTERCEPTIONS				FUMBLES			ST			MISC		W/L	SCORE					
			TK	S	A	SK	YDS	TFL	YDS	QBH	NO	YDS	LG	TD	PD	FF	FR	TD	YDS	TK			S	A	FF	FR	S
01/15	at Bills																									L	17-47
2021 TOTALS			0	0	0	0.0	0.0	0	0	0	0	0	0	0	0	0	0	0	0	0	0	0	0	0	0	0-1	

D.J. MONTGOMERY

WIDE RECEIVER

2



Signed by the Colts as a free agent on August 19, 2023.

6-1 201 LBS
NFL EXP: 3
(3RD YEAR WITH THE COLTS)
BORN: 11/17/96



COLLEGE:
AUSTIN PEAY

4TH-AND-SHORT

- In his first five seasons with the Colts (2022-23), Jets (2020-21) and Browns (2019-20), he has played in 10 games and totaled six receptions for 92 yards and one touchdown.
- At Austin Peay, he became only the fourth player in school history to have at least 10 receiving touchdowns in a single season.
- His cousin, Cleo Lemon, was an undrafted free agent quarterback who spent time in the NFL from 2001-09.



X @djmontgomery__

IG @djmontgomery__

NFL HIGHLIGHTS

- He has played in 10 career games with the Colts (2022-23), Jets (2020-21) and Browns (2019-20) and has totaled six receptions for 92 yards and one touchdown.
- He played in seven games in 2023 and totaled three receptions for 56 yards and one touchdown. In Week 15 vs. PIT, he accumulated two receptions for a single-game career-high 48 receiving yards and one touchdown. He scored his first career touchdown at the end of the first half on a 14-yard catch and run.
- In 2022, spent time on the practice squads of Indianapolis and Houston in 2022.
- In 2021, he appeared in three games and compiled three receptions for 36 yards as well as one special teams stop.
- He spent the 2020 season primarily on the Jets practice squad.
- In 2019, he spent the entire season on Cleveland's Injured Reserve list.

COLLEGE HIGHLIGHTS

- Saw action in 23 games (21 starts) at Austin Peay (2017-18) and tallied 61 receptions for 1,025 yards and 13 touchdowns as well as eight carries for 31 yards. Prior to Austin Peay, he attended Holmes Community College.
- In 2018, he started all 11 games and recorded 42 receptions for 797 yards and 10 touchdowns. He also contributed four carries for four yards. Montgomery became only the fourth player in school history to have at least 10 receiving touchdowns in a single season.
- As a junior, he appeared in 12 games (10 starts) and registered 19 receptions for 228 yards and three touchdowns as well as four carries for 27 yards.
- In 2017 at Holmes Community College, he accumulated a team-high 36 receptions for 991 yards and 10 touchdowns.
- As a freshman, he tallied 11 receptions for 291 yards and two touchdowns.

PERSONAL

- Attended Madison (Miss.) Central High School.
- As a senior, he compiled 12 receptions for 280 yards and three touchdowns.
- Also competed in basketball.
- Participated in the NFL's My Cause My Cleats initiative and represented the Boys and Girls Club (2023).
- His cousin, Cleo Lemon, was an undrafted free agent quarterback who spent time in the NFL from 2001-09.
- A native of Durant, Miss.

ADDITIONAL TRANSACTIONS

- Signed to the Indianapolis active roster from the practice squad on December 14, 2023.
- Signed to the Colts practice squad on December 11, 2023.
- Signed to the Colts active roster from the practice squad on December 9, 2023.
- Signed to the Indianapolis practice squad on December 4, 2023.
- Signed to the Indianapolis active roster from the practice squad on December 2, 2023.
- Signed to the Colts practice squad on November 27, 2023.
- Signed to the Colts active roster from the practice squad on November 25, 2023.
- Signed to the Indianapolis practice squad on August 30, 2023.
- Waived by Indianapolis on August 29, 2023.
- Signed by the Colts as a free agent on August 19, 2023.
- Released from the Houston Texans practice squad on January 16, 2023.
- Signed to the Texans practice squad on December 14, 2022.
- Waived by the Colts on August 22, 2022.
- Signed by the Colts on August 3, 2022.
- Waived by the New York Jets on July 26, 2022.
- Signed by the Jets as a free agent on May 23, 2022.
- Waived by the New York Jets on May 9, 2022.
- Signed by the Jets to a reserve/future contract on January 10, 2022.
- Signed to the New York Jets practice squad on January 3, 2022.
- Signed to the Jets active roster from the practice squad on January 1, 2022.
- Signed to the New York Jets practice squad on December 27, 2021.
- Signed to the Jets active roster from the practice squad on December 25, 2021.
- Signed to the New York Jets practice squad on December 13, 2021.
- Signed to the Jets active roster from the practice squad on December 11, 2021.
- Signed to the New York Jets practice squad on September 1, 2021.
- Waived by the Jets on August 31, 2021.
- Signed by the New York Jets to a reserve/future contract on January 5, 2021.
- Signed to the Jets practice squad on December 2, 2020.
- Released from the New York Jets practice squad on November 3, 2020.
- Signed to the Jets practice squad on September 6, 2020.
- Waived by the New York Jets on September 5, 2020.
- Claimed by the Jets off waivers from the Cleveland Browns on August 30, 2020.
- Waived by Cleveland on August 29, 2020.
- Signed by the Browns as an undrafted free agent on May 3, 2019.

D.J. MONTGOMERY'S - NFL REGULAR SEASON STATISTICS

DATE	TEAM	RECEIVING							RUSHING				
		GP	GS	NO.	YDS.	AVG.	LG	TD	NO.	YDS.	AVG.	LG	TD
2019	Browns	0	0	0	0	0.0	0	0	0	0	0.0	0	0
2020	Jets	0	0	0	0	0.0	0	0	0	0	0.0	0	0
Went from N.Y. Jets to Cleveland .													
2020	Browns	0	0	0	0	0.0	0	0	0	0	0.0	0	0
2020	TOTAL	0	0	0	0	0.0	0	0	0	0	0.0	0	0
2021	Jets	3	0	3	36	12.0	14	0	0	0	0.0	0	0
2022	Colts	0	0	0	0	0.0	0	0	0	0	0.0	0	0
2023	Colts	7	0	3	56	18.7	34	1	0	0	0.0	0	0
TOTALS		10	0	6	92	15.3	34	1	0	0	0.0	0	0

D.J. MONTGOMERY'S - NFL REGULAR SEASON STATISTICS

DATE	TEAM	KICKOFF RETURNS					PUNT RETURNS					
		RET.	YDS.	AVG.	LG	TD	NO.	FC	YDS.	AVG.	LG	TD
2019	Browns	0	0	0.0	0	0	0	0	0	0.0	0	0
2020	Jets	0	0	0.0	0	0	0	0	0	0.0	0	0
Went from N.Y. Jets to Cleveland .												
2020	Browns	0	0	0.0	0	0	0	0	0	0.0	0	0
2020	TOTAL	0	0	0.0	0	0	0	0	0	0.0	0	0
2021	Jets	0	0	0.0	0	0	0	0	0	0.0	0	0
2022	Colts	0	0	0.0	0	0	0	0	0	0.0	0	0
2023	Colts	0	0	0.0	0	0	0	0	0	0.0	0	0
TOTALS		0	0	0.0	0	0	0	0	0	0.0	0	0

SINGLE-GAME HIGHS: RECEIVING

Receptions	3 vs. New Orleans Saints, Dec 12, 2021 2 vs. Pittsburgh Steelers, Dec 16, 2023 1 at Atlanta Falcons, Dec 24, 2023	Receiving TDs	1 vs. Pittsburgh Steelers, Dec 16, 2023
Receiving Yards	48 vs. Pittsburgh Steelers, Dec 16, 2023 36 vs. New Orleans Saints, Dec 12, 2021 8 at Atlanta Falcons, Dec 24, 2023	All-Purpose Yards	48 vs. Pittsburgh Steelers, Dec 16, 2023 36 vs. New Orleans Saints, Dec 12, 2021 8 at Atlanta Falcons, Dec 24, 2023
Receiving Average	12.0 vs. New Orleans Saints, Dec 12, 2021	Special Teams Tackles	1 vs. Jacksonville Jaguars, Dec 26, 2021
Longest Receptions	34 vs. Pittsburgh Steelers, Dec 16, 2023 14t vs. Pittsburgh Steelers, Dec 16, 2023 ...2 more at 14.	Most TDs	1 vs. Pittsburgh Steelers, Dec 16, 2023

2019 GAME-BY-GAME REGULAR-SEASON STATISTICS (BROWNS)

DATE	OPPONENT	P/S	RECEIVING					RUSHING					W/L	SCORE
			NO.	YDS.	AVG.	LG	TD	NO.	YDS.	AVG.	LG	TD		
09/08	Titans												L	13-43
09/16	at Jets												W	23-3
09/22	Rams												L	13-20
09/29	at Ravens												W	40-25
10/07	at 49ers												L	3-31
10/13	Seahawks												L	28-32
10/27	at Patriots												L	13-27
11/03	at Broncos												L	19-24
11/10	Bills												W	19-16
11/14	Steelers												W	21-7
11/24	Dolphins												W	41-24
12/01	at Steelers												L	13-20
12/08	Bengals												W	27-19
12/15	at Cardinals												L	24-38
12/22	Ravens												L	15-31
12/29	at Bengals												L	23-33
2019 TOTALS		0-0	0	0	0.0	0	0	0	0	0.0	0	0	0	6-10

2020 GAME-BY-GAME REGULAR-SEASON STATISTICS (JETS/BROWNS)

DATE	OPPONENT	P/S	RECEIVING				RUSHING				W/L	SCORE		
			NO.	YDS.	AVG.	LG	TD	NO.	YDS.	AVG.			LG	TD
09/13	at Bills											L	17-27	
09/17	Bengals											W	35-30	
09/27	at Colts											L	7-36	
10/01	Broncos											L	28-37	
10/11	Cardinals											L	10-30	
10/18	at Dolphins											L	0-24	
10/25	Bills											L	10-18	
11/01	at Chiefs											L	9-35	
11/09	Patriots											L	27-30	
11/22	at Chargers											L	28-34	
11/29	Dolphins											L	3-20	
12/06	Raiders											L	28-31	
12/13	at Seahawks											L	3-40	
12/20	at Rams											W	23-20	
12/27	Browns											W	23-16	
01/03	at Patriots											L	14-28	
2020 TOTALS		0-0	0	0	0.0	0	0	0	0	0.0	0	0	3-13	

2021 GAME-BY-GAME REGULAR-SEASON STATISTICS (JETS)

DATE	OPPONENT	P/S	RECEIVING				RUSHING				W/L	SCORE		
			NO.	YDS.	AVG.	LG	TD	NO.	YDS.	AVG.			LG	TD
09/12	at Panthers											L	14-19	
09/19	Patriots											L	6-25	
09/26	at Broncos											L	0-26	
10/03	Titans											W	27-24+	
10/10	at Falcons											L	20-27	
10/24	at Patriots											L	13-54	
10/31	Bengals											W	34-31	
11/04	at Colts											L	30-45	
11/14	Bills											L	17-45	
11/21	Dolphins											L	17-24	
11/28	at Texans											W	21-14	
12/05	Eagles											L	18-33	
12/12	Saints											L	9-30	
12/19	at Dolphins											L	24-31	
12/26	Jaguars	P	0	0	0.0	0	0	0	0	0.0	0	0	W	26-21
01/02	Buccaneers											L	24-28	
01/09	at Bills											L	10-27	
2021 TOTALS		1-0	0	0	0.0	0	0	0	0	0.0	0	0	4-13	

+ - Overtime

2022 GAME-BY-GAME REGULAR-SEASON STATISTICS (COLTS)

DATE	OPPONENT	P/S	RECEIVING				RUSHING				W/L/T	SCORE	
			NO.	YDS.	AVG.	LG	TD	NO.	YDS.	AVG.			LG
09/11	at Texans											T	20-20
09/18	at Jaguars											L	0-24
09/25	Chiefs											W	20-17
10/02	Titans											L	17-24
10/06	at Broncos											W	12-9+
10/16	Jaguars											W	34-27
10/23	at Titans											L	10-19
10/30	Commanders											L	16-17
11/06	at Patriots											L	3-26
11/13	at Raiders											W	25-20
11/20	Eagles											L	16-17
11/28	Steelers											L	17-24
12/04	at Cowboys											L	19-54
12/17	at Vikings											L	36-39+
12/26	Chargers											L	3-20
01/01	at Giants											L	10-38
01/08	Texans											L	31-32
2022 TOTALS		0-0	0	0	0.0	0	0	0	0.0	0	0	0	4-12-1

+ - Overtime

2023 GAME-BY-GAME REGULAR-SEASON STATISTICS (COLTS)

DATE	OPPONENT	P/S	RECEIVING				RUSHING				W/L	SCORE		
			NO.	YDS.	AVG.	LG	TD	NO.	YDS.	AVG.			LG	TD
09/10	Jaguars											L	21-31	
09/17	at Texans											W	31-20	
09/24	at Ravens											W	22-19+	
10/01	Rams											L	23-29+	
10/08	Titans											W	23-16	
10/15	at Jaguars											L	20-37	
10/22	Browns											L	38-39	
10/29	Saints											L	27-38	
11/05	at Panthers											W	27-13	
11/12	at Patriots											W	10-6	
11/26	Buccaneers											W	27-20	
12/03	at Titans											W	31-28+	
12/10	at Bengals											L	14-34	
12/16	Steelers	P	2	48	24.0	34	1	0	0	0.0	0	0	W	30-13
12/24	at Falcons	P	1	8	8.0	8	0	0	0	0.0	0	0	L	10-29
12/31	Raiders	P	0	0	0.0	0	0	0	0	0.0	0	0	W	23-20
01/06	Texans	P	0	0	0.0	0	0	0	0	0.0	0	0	L	19-23
2023 TOTALS		4-0	3	56	18.7	34	1	0	0	0.0	0	0	9-8	

+ - Overtime

KENNY MOORE II
CORNERBACK

23

5-9 190 LBS

NFL EXP: 8
(8TH YEAR WITH THE COLTS)
BORN: 8/23/95



COLLEGE:
VALDOSTA STATE

4TH-AND-SHORT

- Pro Bowl Selection (2021).
- In his first seven seasons, he tallied 508 tackles (407 solo), 31.0 tackles for loss, 9.5 sacks, 55 passes defended, 17 interceptions (three returned for touchdowns), four forced fumbles and one fumble recovery in 103 games (90 starts).
- Named AFC Defensive Player of the Week in Week 9 of 2023 at CAR after returning two interceptions for touchdowns and in Week 14 of 2020 at LV after posting a one-handed interception in the end zone.
- Only player in Colts history to have two pick-sixes in a single game.
- 2021 Colts Walter Payton Man of the Year Nominee.

DOWN THE STRETCH

What is something interesting about you that most people may not know: I have a twin sister.

What's one thing you couldn't live without: God

What was your "welcome to the NFL" moment: The first day I was in New England, Tom Brady spoke to me. He knew my name, he introduced himself, so it felt pretty cool coming from Tom Brady. You don't really think you're anyone as a rookie.

Hobbies outside of football: Photography and doing spontaneous things, whether that's going downtown and taking pictures or just hanging out. I like to get to know people. I enjoy doing digital art and illustrations.

Unique jobs growing up: I worked at the pool store in Valdosta every summer in college. I worked in the chlorine room and I was basically like a little chemist, I like to say. I tested people's chlorine water to see the pH and stuff like that.

Claimed by the Colts off waivers from New England on September 3, 2017.

@KENNYKENNYMOE3

@KENNYMOORE_II



MOORE II LIFE THAN FOOTBALL

As humble of an athlete as they come, Moore II wants to impact as many lives as he can and benefit the world around him. "I just care about people in general and the best way for me to show that is to go out and do it. I'm passionate about community work and helping people. I want to do more than just play football and get a check." A man of his word, Moore II has hosted community events in his hometown of Valdosta, Ga., to help bring the community together. "I feel like my hometown has gone through a lot, so I want to have a community festival at my college to bring everyone together for a day of fun. I want to do that annually and I think we can all have a good time."



THE MOORE YOU CAN DO

While Moore II is making strides in the football world, his talent and creativity transcends the field. Moore II is a self-taught photographer and designer who enjoys capturing the world around him from his own perspective. "I really love landscapes because it's not man-made. But I do love architecture because you do see what man can create. It goes hand in hand. I like to point something out and try to get my own angle on it because everybody has different types of perception." The landscape picture (above) and illustration (to the right) are both Moore II's original creations. Moore II wore No. 42 as a rookie in 2017.



DEFENSIVE PLAYER OF THE WEEK

In 2023, Moore II earned his second-career AFC Defensive Player of the Week honor. In Week 9 at CAR, he totaled eight tackles (seven solo), two passes defended and two interceptions returned for touchdowns. He is the first player in franchise history to record two interception returns for a touchdown in a single game and became the ninth NFL player to accomplish that feat since at least 2000. His 115 interception return yards are the most by a Colts player in a single game since at least 1960.



2021 WALTER PAYTON MAN OF THE YEAR

Moore II was named the team's nominee for the Walter Payton NFL Man of the Year Award. As one of the most prestigious honors in the NFL, the award recognizes one player from each of the 32 teams in the league for not only their performance on the field, but the amazing community service efforts they lead or lend a hand to off the field as well. As the Colts nominee, Moore II wore a special helmet decal during the season as recognition for his accomplishments. "Kenny is just so authentic," said former Head Coach Frank Reich. "Whenever I think about Kenny, I just think, whatever he's going to do, he's going to make an impact, he's going to make a difference because of the amount that he cares and how hard he will work and the length that he will go to, to help somebody else."



HELPING IN A TIME OF NEED

During Moore II's rookie year, he was driving home from a community event when the car in front of him ran over a dog that was running into the street. Moore II got out of his car and helped the dog and its owner. He promptly invited the dog and its owner, Max, into the car to go to the closest vet hospital. The dog had suffered a broken pelvis, but the first vet they visited wasn't able to assist and gave them the address to one that could perform surgery. Moore ended up taking them to the other vet to have the surgery done and thankfully, the dog was going to make it. Max and Moore still keep in contact to this day and Max has even made it out to a Colts game on Moore II's behalf. Moore II attended Max's wedding on June 4, 2021.



DEFENSIVE PLAYER OF THE WEEK

In 2020, Moore II earned AFC Defensive Player of the Week for Week 14 at LV after he compiled five solo tackles, one forced fumble, one pass defended and a one-handed interception. His interception in the second quarter came in the end zone and stalled a Raiders' red zone drive, while his forced fumble occurred in the fourth quarter. His two turnovers resulted in scoring drives for Indianapolis. He became the fourth Colts player to earn the honor in the 2020 season.



NFL HIGHLIGHTS

- Has appeared in 103 games (90 starts) in seven seasons with the Colts (2017-23) and has totaled 508 tackles (407 solo), 31.0 tackles for loss, 9.5 sacks, 55 passes defended, 17 interceptions (three returned for a touchdown), four forced fumbles and one fumble recovery. He has also added eight special teams stops. Has started three postseason contests and tallied 24 tackles (17 solo), 3.0 tackles for loss, 3.0 sacks, three passes defended and one interception.
- He started 16 games in 2023 and tallied 93 tackles (68 solo), 8.0 tackles for loss, 1.5 sacks, six passes defended and three interceptions (two returned for touchdowns). In Week 2 at HOU, he tallied six solo tackles and 1.0 tackle for loss. In Week 4 vs. LAR, he recorded eight tackles (five solo), one interception and two passes defended. In Week 5 vs. TEN, he totaled nine tackles (seven solo). In Week 6 at JAX, he totaled six tackles (five solo) and 3.0 tackles for loss. In Week 7 vs. CLE, he compiled 10 tackles (seven solo), 3.0 tackles for loss and 1.5 sacks. In Week 9 at CAR, he compiled eight tackles (seven solo), two passes defended and two interceptions returned for touchdowns. He is the first player in franchise history to record two interception returns for a touchdown in a single game and is the ninth NFL player to accomplish that feat since at least 2000. His 115 interception return yards are the most by a Colts player in a single game since at least 1960 and his 66-yard interception return for a touchdown in the fourth quarter was the longest pick-six by a Colts player since Shaquille Leonard in Week 14 of 2019 (80).
- In 2022, he started 12 games and compiled 65 tackles (50 solo), 4.0 tackles for loss, 1.0 sack and four passes defended. In Week 5 at DEN, he tallied five solo tackles, 1.0 tackle for loss and one pass defended. In Week 7 at TEN, he registered four tackles (three solo), 1.0 tackle for loss and 1.0 sack. In Week 8 vs. WAS, he tallied a team-high nine tackles (six solo) and 1.0 tackle for loss. In Week 10 at

NFL HIGHLIGHTS CONT...

- LV, he tallied seven tackles (six solo), 1.0 tackle for loss and one pass defended. In Week 12 vs. PIT, he tied his single-game career high in tackles (10) while also adding seven solo tackles and one pass defended.
- Started all 17 games in 2021 and was named to his first career Pro Bowl after he tallied 101 tackles (81 solo), 6.0 tackles for loss, 1.0 sack, 13 passes defended, four interceptions, one forced fumble and one special teams stop. He was one of two NFL defensive backs to register 100 tackles and at least 10 passes defended in 2021. In Week 3 at TEN, he compiled seven solo tackles, 1.0 tackle for loss, two passes defended and one interception. In Week 8 vs. TEN, he tallied nine tackles (seven solo), two passes defended and one interception. In Week 10 vs. JAX, he accumulated five tackles (four solo) and three passes defended. His three passes defended tied his single-game career-high. In Week 13 at HOU, he compiled four tackles (three solo), two passes defended, one interception and one forced fumble.
- In 2020, he appeared in all 16 games (14 starts) and recorded 79 tackles (67 solo), 4.0 tackles for loss, 2.0 sacks, 13 passes defended, four interceptions (one returned for a touchdown) and one forced fumble. In Week 2 vs. MIN, he tallied five tackles (four solo), two passes defended and one interception. In Week 3 vs. NYJ, he recorded two solo tackles, 1.0 tackle for loss and 1.0 sack. In Week 8 at DET, he contributed three solo tackles, his first-career pick-six and two passes defended. In Week 11 vs. GB, he tied his career-high in tackles (10) and set a new career-high in solo tackles (10). In Week 13 at HOU, he accumulated eight tackles (six solo), three passes defended and one interception. His three passes defended tied his single-game career-high. In Week 14 at LV, he accumulated five solo tackles, one pass defended, a one-handed interception and his third-career forced fumble. It was his second consecutive game with an interception and he set his single-season career-high in interceptions (four). In Week 17 vs. JAX, he registered eight tackles (five solo), 1.0 tackle for loss and 1.0 sack. Started one postseason contest and tallied five tackles (four solo).
- Started 11 games in 2019 and had 61 tackles (50 solo), 4.0 tackles for loss, 2.5 sacks, three passes defended, two interceptions and one fumble recovery. In Week 9 at PIT, he recorded a season-high eight tackles (seven solo), one pass defended and one interception. In Week 11 vs. JAX, he had a team-high eight solo tackles, 1.0 tackle for loss, 1.0 sack and one pass defended. In Week 12 at HOU, he led the team in tackles (eight) and added one pass defended and one interception.
- In 15 starts in 2018, he had 76 tackles (63 solo), 4.0 tackles for loss, 1.5 sacks, three interceptions, 11 passes defended and one forced fumble along with one special teams stop. In Week 10 vs. JAX, he had



NFL HIGHLIGHTS CONT...

- six solo tackles, 1.0 tackle for loss, two passes defended and had a forced fumble late in the fourth quarter to seal the win. In Week 11 vs. TEN, he led the team in tackles with 10 (nine solo), 1.0 tackle for loss and had a sack. Started two postseason games and had 19 tackles (13 solo), 3.0 tackles for loss, 3.0 sacks, one interception and three passes defended. With 3.0 sacks in the postseason, Moore set a team record for most sacks in a single postseason. Moore also tied Larry Tripplett for the third-most postseason sacks in team history. During the AFC Divisional Round, Moore totaled 13 tackles (eight solo), 2.0 tackles for loss, 2.0 sacks and one pass defended. On his second sack of the day, he tied Dwight Freeney (1/6/07 and 1/3/09) and Robert Mathis (1/3/09) as the only Colts to register 2.0 sacks in a playoff game.
- Appeared in all 16 games (five starts) as a rookie in 2017, finishing with 33 tackles (28 solo), 1.0 tackle for loss, one interception, five passes defended and one forced fumble. Notched his first career interception in Week 15 vs. DEN on *Thursday Night Football*. Compiled eight solo tackles, 1.0 tackle for loss, one pass defended and one forced fumble in Week 16 at BAL.

COLLEGE HIGHLIGHTS

- Played in 46 games during his four-year career (2013-16) at Valdosta State and registered 171 tackles (117 solo), 8.5 tackles for loss, 2.0 sacks, 11 interceptions for 236 yards and two touchdowns, 30 passes defended and one forced fumble.
- As a senior in 2016, played in 11 games and totaled 65 tackles (45 solo), 6.5 tackles for loss, 1.0 sack, 13 passes defended and a career-high five interceptions.
- In 2015, appeared in 12 games and tallied 51 tackles (34 solo), 1.5 tackles for loss, 1.0 sack, nine passes defended and three interceptions (two returned for touchdowns).
- As a sophomore in 2014, played in 13 games and racked up 37 tackles (26 solo), seven passes defended, two interceptions and one forced fumble.
- In 2013, saw action in 10 games and recorded 18 tackles (12 solo), half a tackle for loss, one pass defended and one interception.

PERSONAL

- Attended Lowndes High School in Valdosta, Ga. where he tallied 18 tackles, 1.0 tackle for loss and two interceptions for a team that went 9-2 and advanced to the GHSA AAAAAA Playoffs.
- One of seven siblings and has a twin sister.
- For the last four years, he has hosted a "Day of 1ove" Community Festival and a free youth football camp in Valdosta. His mantra is 1ove which means inclusion for all and coming together in love.
- Named the team's 2021 nominee for the Walter Payton Man of the Year Award.
- In 2019, he pledged \$12,500 to Reach Georgia, which is a needs-based scholarship and mentoring program that serves 134 school systems around the state.
- Participated in the NFL's My Cause My Cleats initiative and represented the Boy Scouts of America (2023), the VOICES Corp (2022), Mighty Mason Fund - Riley Children's Foundation (2021), A Kid Again - Indiana Chapter (2020), A Kid Again (2019), Shoes That Fit (2018) and the Special Olympics (2017).
- In 2020, he volunteered in many Colts community initiatives, including four mobile pantry distributions, attending a Marion County Juvenile Detention Center activation event and participating at the Colts' Election Day tent outside of Lucas Oil Stadium, which included passing out stickers, masks and shirts.
- Has participated in events at Second Helpings, Wheeler Mission and the Marion County Juvenile Detention Center.
- Partakes in the Colts Community Ticket Block and provides game tickets to various charitable organizations, including A Kid Again, Indy Police Athletic League and Dream Alive.
- A native of Valdosta, Ga.

ADDITIONAL TRANSACTIONS

- Waived by the New England Patriots on September 2, 2017.
- Signed by the Patriots as an undrafted free agent on May 5, 2017.



KENNY MOORE II'S - NFL REGULAR SEASON STATISTICS

DATE	TEAM	GP	GS	TACKLES										INTERCEPTIONS					FUMBLES			ST			MISC			
				TK	S	A	TFL	YDS	SK	YDS	QBH	NO	YDS	LG	TD	PD	FF	FR	TD	YDS	TK	S	A	FF	FR	S	A	
2017	Colts	16	5	33	28	5	1	3	0.0	0.0	0	0	1	25	25	0	5	1	0	0	0	5	4	1	0	0	0	0
2018	Colts	15	15	76	63	13	4	10	1.5	13.0	2	3	52	32	0	11	1	0	0	0	1	0	1	0	0	0	0	
2019	Colts	11	11	61	50	11	4	16	2.5	15.0	4	2	36	35	0	3	0	1	0	1	0	0	0	0	0	0	0	
2020	Colts	16	14	79	67	12	4	20	2.0	11.0	3	4	45	29t	1	13	1	0	0	0	1	1	0	0	0	0	0	
2021	Colts	17	17	101	81	20	6	11	1.0	1.0	1	4	78	32	0	13	1	0	0	0	1	1	0	0	0	0	0	
2022	Colts	12	12	65	50	15	4	19	1.0	7.0	1	0	0	0	0	4	0	0	0	0	0	0	0	0	0	0	0	
2023	Colts	16	16	93	68	25	8	29	1.5	13.0	2	3	115	66t	2	6	0	0	0	0	0	0	0	0	0	0	0	
TOTALS		103	90	508	407	101	31	108	9.5	60.0	13	17	351	66T	3	55	4	1	0	1	8	6	2	0	0	0	0	

KENNY MOORE II'S - NFL POSTSEASON STATISTICS

DATE	TEAM	GP	GS	TACKLES										INTERCEPTIONS					FUMBLES			ST			MISC		
				TK	S	A	TFL	YDS	SK	YDS	QBH	NO	YDS	LG	TD	PD	FF	FR	TD	YDS	TK	S	A	FF	FR	S	A
2018	Colts	2	2	19	13	6	3	22	3.0	22.0	4	1	10	10	0	3	0	0	0	0	0	0	0	0	0	0	0
2020	Colts	1	1	5	4	1	0	0	0.0	0.0	0	0	0	0	0	0	0	0	0	0	0	0	0	0	0	0	
TOTALS		3	3	24	17	7	3	22	3.0	22.0	4	1	10	10	0	3	0	0	0	0	0	0	0	0	0	0	0

SINGLE-GAME HIGHS: DEFENSIVE

Total Tackles	10 vs. Cleveland Browns, Oct 22, 2023 ...4 more at 10.	Tackles For Loss	3 vs. Cleveland Browns, Oct 22, 2023 ...1 more at 3.
Solo Tackles	10 vs. Green Bay Packers, Nov 22, 2020 9 vs. Houston Texans, Oct 17, 2021 ...1 more at 9.	Interceptions	2 at Carolina Panthers, Nov 05, 2023 1 vs. Los Angeles Rams, Oct 01, 2023 ...14 more at 1.
Sacks	1.5 vs. Cleveland Browns, Oct 22, 2023 1.0 at Tennessee Titans, Oct 23, 2022 ...6 more at 1.0.	Interception Return Yards	115 at Carolina Panthers, Nov 05, 2023 35 at Pittsburgh Steelers, Nov 03, 2019 32 vs. Tennessee Titans, Oct 31, 2021 ...2 more at 32.
Passes Defensed	3 vs. Jacksonville Jaguars, Nov 14, 2021 ...2 more at 3.	Special Teams Tackles	1 vs. Houston Texans, Oct 17, 2021 ...7 more at 1.
Forced Fumbles	1 at Houston Texans, Dec 05, 2021 ...3 more at 1.	Longest Opp Fumble Return	1 vs. Miami Dolphins, Nov 10, 2019
Fumble Recoveries	1 vs. Miami Dolphins, Nov 10, 2019		

SINGLE-GAME HIGHS - POSTSEASON: DEFENSIVE

Total Tackles	13 at Kansas City Chiefs, Jan 12, 2019 6 at Houston Texans, Jan 05, 2019 5 at Buffalo Bills, Jan 09, 2021	Tackles For Loss	2 at Kansas City Chiefs, Jan 12, 2019 1 at Houston Texans, Jan 05, 2019
Solo Tackles	8 at Kansas City Chiefs, Jan 12, 2019 5 at Houston Texans, Jan 05, 2019 4 at Buffalo Bills, Jan 09, 2021	Interceptions	1 at Houston Texans, Jan 05, 2019
Sacks	2.0 at Kansas City Chiefs, Jan 12, 2019 1.0 at Houston Texans, Jan 05, 2019	Interception Return Yards	10 at Houston Texans, Jan 05, 2019
Passes Defensed	2 at Houston Texans, Jan 05, 2019 1 at Kansas City Chiefs, Jan 12, 2019		

2017 GAME-BY-GAME REGULAR-SEASON STATISTICS (COLTS)

DATE	OPPONENT	P/S	TACKLES							INTERCEPTIONS				FUMBLES			ST			MISC		W/L	SCORE						
			TK	S	A	SK	YDS	TFL	YDS	QBH	NO	YDS	LG	TD	PD	FF	FR	TD	YDS	TK	S			A	FF	FR	S	A	
09/10	at Rams	P	0	0	0	0.0	0.0	0	0	0	0	0	0	0	0	0	0	0	1	1	0	0	0	0	L	9-46			
09/17	Cardinals	P	0	0	0	0.0	0.0	0	0	0	0	0	0	0	0	0	0	0	1	1	0	0	0	0	L	13-16+			
09/24	Browns	P	0	0	0	0.0	0.0	0	0	0	0	0	0	0	0	0	0	0	0	0	0	0	0	0	W	31-28			
10/01	at Seahawks	P	0	0	0	0.0	0.0	0	0	0	0	0	0	0	0	0	0	0	0	0	0	0	0	0	L	18-46			
10/08	49ers	P	0	0	0	0.0	0.0	0	0	0	0	0	0	0	0	0	0	0	1	1	0	0	0	0	W	26-23+			
10/16	at Titans	P	0	0	0	0.0	0.0	0	0	0	0	0	0	0	0	0	0	0	1	0	1	0	0	0	L	22-36			
10/22	Jaguars	P	1	1	0	0.0	0.0	0	0	0	0	0	0	0	0	0	0	0	0	0	0	0	0	0	L	0-27			
10/29	at Bengals	P	0	0	0	0.0	0.0	0	0	0	0	0	0	0	0	0	0	0	0	0	0	0	0	0	L	23-24			
11/05	at Texans	P	0	0	0	0.0	0.0	0	0	0	0	0	0	0	0	0	0	0	0	0	0	0	0	0	W	20-14			
11/12	Steelers	P	0	0	0	0.0	0.0	0	0	0	0	0	0	0	0	0	0	0	0	0	0	0	0	0	L	17-20			
11/26	Titans	P	3	3	0	0.0	0.0	0	0	0	0	0	0	0	0	0	0	0	1	1	0	0	0	0	L	16-20			
12/03	at Jaguars	S	5	4	1	0.0	0.0	0	0	0	0	0	0	0	0	0	0	0	0	0	0	0	0	0	L	10-30			
12/10	at Bills	S	6	6	0	0.0	0.0	0	0	0	0	0	0	0	1	0	0	0	0	0	0	0	0	0	L	7-13+			
12/14	Broncos	S	6	3	3	0.0	0.0	0	0	0	1	25	25	0	2	0	0	0	0	0	0	0	0	0	L	13-25			
12/23	at Ravens	S	8	8	0	0.0	0.0	1	3	0	0	0	0	0	1	1	0	0	0	0	0	0	0	0	L	16-23			
12/31	Texans	S	4	3	1	0.0	0.0	0	0	0	0	0	0	0	1	0	0	0	0	0	0	0	0	0	W	22-13			
2017 TOTALS			16-5	33	28	5	0.0	0.0	1	3	0	1	25	25	0	5	1	0	0	0	5	4	1	0	0	0	0	0	4-12

+ - Overtime

2018 GAME-BY-GAME REGULAR-SEASON STATISTICS (COLTS)

DATE	OPPONENT	P/S	TACKLES							INTERCEPTIONS				FUMBLES			ST			MISC		W/L	SCORE						
			TK	S	A	SK	YDS	TFL	YDS	QBH	NO	YDS	LG	TD	PD	FF	FR	TD	YDS	TK	S			A	FF	FR	S	A	
09/09	Bengals	S	2	2	0	0.0	0.0	0	0	0	0	1	32	32	0	1	0	0	0	1	0	1	0	0	0	L	23-34		
09/16	at Redskins	S	9	7	2	0.0	0.0	1	0	0	0	0	0	0	0	0	0	0	0	0	0	0	0	0	0	W	21-9		
09/23	at Eagles	S	3	2	1	0.0	0.0	0	0	0	0	0	0	0	0	0	0	0	0	0	0	0	0	0	0	L	16-20		
09/30	Texans	S	3	3	0	0.0	0.0	0	0	0	0	0	0	0	0	0	0	0	0	0	0	0	0	0	0	L	34-37+		
10/04	at Patriots																								L	24-38			
10/14	at Jets	S	5	5	0	0.0	0.0	0	0	0	0	0	0	0	0	0	0	0	0	0	0	0	0	0	L	34-42			
10/21	Bills	S	7	5	2	0.0	0.0	0	0	0	1	4	4	0	2	0	0	0	0	0	0	0	0	0	0	W	37-5		
10/28	at Raiders	S	3	2	1	0.0	0.0	0	0	0	0	0	0	0	1	0	0	0	0	0	0	0	0	0	0	W	42-28		
11/11	Jaguars	S	6	6	0	0.0	0.0	1	1	0	0	0	0	0	3	1	0	0	0	0	0	0	0	0	0	W	29-26		
11/18	Titans	S	10	9	1	0.5	4.0	1	0	1	0	0	0	0	0	0	0	0	0	0	0	0	0	0	0	W	38-10		
11/25	Dolphins	S	2	1	1	0.0	0.0	0	0	0	0	0	0	0	1	0	0	0	0	0	0	0	0	0	0	W	27-24		
12/02	at Jaguars	S	6	4	2	0.0	0.0	0	0	0	0	0	0	0	1	0	0	0	0	0	0	0	0	0	L	0-6			
12/09	at Texans	S	7	6	1	1.0	9.0	1	9	1	0	0	0	0	0	0	0	0	0	0	0	0	0	0	0	W	24-21		
12/16	Cowboys	S	4	4	0	0.0	0.0	0	0	0	0	0	0	0	0	0	0	0	0	0	0	0	0	0	0	W	23-0		
12/23	Giants	S	5	4	1	0.0	0.0	0	0	0	0	0	0	0	0	0	0	0	0	0	0	0	0	0	0	W	28-27		
12/30	at Titans	S	4	3	1	0.0	0.0	0	0	0	1	16	16	0	2	0	0	0	0	0	0	0	0	0	0	W	33-17		
2018 TOTALS			15-15	76	63	13	1.5	13.0	4	10	2	3	52	32	0	11	1	0	0	0	1	0	1	0	0	0	0	0	10-6

+ - Overtime

2019 GAME-BY-GAME REGULAR-SEASON STATISTICS (COLTS)

DATE	OPPONENT	P/S	TACKLES							INTERCEPTIONS				FUMBLES			ST			MISC		W/L	SCORE						
			TK	S	A	SK	YDS	TFL	YDS	QBH	NO	YDS	LG	TD	PD	FF	FR	TD	YDS	TK	S			A	FF	FR	S	A	
09/08	at Chargers	S	4	3	1	0.0	0.0	0	0	0	0	0	0	0	0	0	0	0	0	0	0	0	0	0	0	L	24-30+		
09/15	at Titans	S	3	2	1	0.0	0.0	0	0	0	0	0	0	0	0	0	0	0	0	0	0	0	0	0	0	W	19-17		
09/22	Falcons	S	7	7	0	0.0	0.0	0	0	0	0	0	0	0	0	0	0	0	0	0	0	0	0	0	0	W	27-24		
09/29	Raiders	S	4	3	1	0.0	0.0	0	0	0	0	0	0	0	0	0	0	0	0	0	0	0	0	0	0	L	24-31		
10/06	at Chiefs	S	4	3	1	1.0	5.0	1	5	1	0	0	0	0	0	0	0	0	0	0	0	0	0	0	0	W	19-13		
10/20	Texans																								W	30-23			
10/27	Broncos	S	6	4	2	0.0	0.0	0	0	0	0	0	0	0	0	0	0	0	0	0	0	0	0	0	0	W	15-13		
11/03	at Steelers	S	8	7	1	0.0	0.0	0	0	0	1	35	35	0	1	0	0	0	0	0	0	0	0	0	0	L	24-26		
11/10	Dolphins	S	5	5	0	0.0	0.0	1	2	0	0	0	0	0	0	1	0	0	1	0	0	0	0	0	0	L	12-16		
11/17	Jaguars	S	8	8	0	1.0	9.0	1	9	1	0	0	0	0	1	0	0	0	0	0	0	0	0	0	0	W	33-13		
11/21	at Texans	S	8	5	3	0.0	0.0	0	0	1	1	1	1	0	1	0	0	0	0	0	0	0	0	0	0	L	17-20		
12/01	Titans	S	4	3	1	0.5	1.0	1	0	1	0	0	0	0	0	0	0	0	0	0	0	0	0	0	0	L	17-31		
12/08	at Buccaneers																								L	35-38			
12/16	at Saints																								L	7-34			
12/22	Panthers																								W	38-6			
12/29	at Jaguars																								L	20-38			
2019 TOTALS			11-11	61	50	11	2.5	15.0	4	16	4	2	36	35	0	3	0	1	0	1	0	0	0	0	0	0	0	0	7-9

+ - Overtime

KENNY MOORE II

CORNERBACK

23

2020 GAME-BY-GAME REGULAR-SEASON STATISTICS (COLTS)

DATE	OPPONENT	P/S	TACKLES							INTERCEPTIONS				FUMBLES			ST			MISC		W/L	SCORE				
			TK	S	A	SK	YDS	TFL	YDS	QBH	NO	YDS	LG	TD	PD	FF	FR	TD	YDS	TK	S			A	FF	FR	S
09/13	at Jaguars	P	2	2	0	0	0	0	0	0	0	0	0	1	0	0	0	0	0	0	0	0	0	0	0	L	20-27
09/20	Vikings	S	5	4	1	0	0	0	0	0	1	16	16	0	2	0	0	0	0	0	0	0	0	0	0	W	28-11
09/27	Jets	S	2	2	0	1	0	11	1	0	0	0	0	0	0	0	0	0	0	0	0	0	0	0	W	36-7	
10/04	at Bears	S	5	5	0	0	0	0	0	0	0	0	0	0	0	0	0	0	0	0	0	0	0	0	W	19-11	
10/11	at Browns	S	4	2	2	0	0	0	0	0	0	0	0	0	0	0	0	0	0	0	0	0	0	0	L	23-32	
10/18	Bengals	S	8	7	1	0	0	0	1	6	0	0	0	0	0	2	0	0	0	0	0	0	0	0	W	31-27	
11/01	at Lions	S	3	3	0	0	0	0	0	1	1	29	29	1	2	0	0	0	0	0	0	0	0	0	W	41-21	
11/08	Ravens	S	3	3	0	0	0	0	0	0	0	0	0	0	0	0	0	0	0	0	0	0	0	0	L	10-24	
11/12	at Titans	P	0	0	0	0	0	0	0	0	0	0	0	0	0	0	0	0	1	1	0	0	0	0	W	34-17	
11/22	Packers	S	10	10	0	0	0	0	0	0	0	0	0	0	0	0	0	0	0	0	0	0	0	0	W	34-31+	
11/29	Titans	S	3	3	0	0	0	0	0	0	0	0	0	0	0	0	0	0	0	0	0	0	0	0	L	26-45	
12/06	at Texans	S	8	6	2	0	0	0	0	0	1	0	0	0	3	0	0	0	0	0	0	0	0	0	W	26-20	
12/13	at Raiders	S	5	5	0	0	0	0	0	0	1	0	0	0	1	1	0	0	0	0	0	0	0	0	W	44-27	
12/20	Texans	S	7	6	1	0	0	0	1	2	0	0	0	0	0	0	0	0	0	0	0	0	0	0	W	27-20	
12/27	at Steelers	S	6	4	2	0	0	0	0	0	0	0	0	0	1	0	0	0	0	0	0	0	0	0	L	24-28	
01/03	Jaguars	S	8	5	3	1	0	0	1	1	1	0	0	0	0	1	0	0	0	0	0	0	0	0	W	28-14	
2020 TOTALS		16-14	79	67	12	2.0	11.0	4	20	3	4	45	29T	1	13	1	0	0	0	1	1	0	0	0	0	11-5	

+ - Overtime

2021 GAME-BY-GAME REGULAR-SEASON STATISTICS (COLTS)

DATE	OPPONENT	P/S	TACKLES							INTERCEPTIONS				FUMBLES			ST			MISC		W/L	SCORE			
			TK	S	A	SK	YDS	TFL	YDS	QBH	NO	YDS	LG	TD	PD	FF	FR	TD	YDS	TK	S			A	FF	FR
09/12	Seahawks	S	3	3	0	1	0	1	1	0	0	0	0	0	0	0	0	0	0	0	0	0	0	0	L	16-28
09/19	Rams	S	8	7	1	0	0	0	0	0	0	0	0	0	0	0	0	0	0	0	0	0	0	0	L	24-27
09/26	at Titans	S	7	7	0	0	0	1	1	0	1	32	32	0	2	0	0	0	0	0	0	0	0	0	L	16-25
10/03	at Dolphins	S	3	1	2	0	0	0	0	0	0	0	0	0	0	0	0	0	0	0	0	0	0	0	W	27-17
10/11	at Ravens	S	7	5	2	0	0	1	1	0	0	0	0	0	0	0	0	0	0	0	0	0	0	0	L	25-31+
10/17	Texans	S	9	9	0	0	0	1	4	0	0	0	0	0	0	0	0	0	1	1	0	0	0	0	W	31-3
10/24	at 49ers	S	7	5	2	0	0	0	0	0	0	0	0	0	0	0	0	0	0	0	0	0	0	0	W	30-18
10/31	Titans	S	9	7	2	0	0	0	0	0	1	32	32	0	2	0	0	0	0	0	0	0	0	0	L	31-34+
11/04	Jets	S	9	8	1	0	0	0	0	0	0	0	0	1	0	0	0	0	0	0	0	0	0	0	W	45-30
11/14	Jaguars	S	5	4	1	0	0	0	0	0	0	0	0	0	3	0	0	0	0	0	0	0	0	0	W	23-17
11/21	at Bills	S	3	1	2	0	0	0	0	0	1	14	14	0	1	0	0	0	0	0	0	0	0	0	W	41-15
11/28	Buccaneers	S	2	1	1	0	0	0	0	0	0	0	0	0	0	0	0	0	0	0	0	0	0	0	L	31-38
12/05	at Texans	S	4	3	1	0	0	0	0	0	1	0	0	0	2	1	0	0	0	0	0	0	0	0	W	31-0
12/18	Patriots	S	6	5	1	0	0	0	1	3	0	0	0	0	2	0	0	0	0	0	0	0	0	0	W	27-17
12/25	at Cardinals	S	4	3	1	0	0	0	0	0	0	0	0	0	0	0	0	0	0	0	0	0	0	0	W	22-16
01/02	Raiders	S	5	4	1	0	0	0	0	0	0	0	0	0	0	0	0	0	0	0	0	0	0	0	L	20-23
01/09	at Jaguars	S	10	8	2	0	0	1	1	0	0	0	0	0	0	0	0	0	0	0	0	0	0	0	L	11-26
2021 TOTALS		17-17	101	81	20	1.0	1.0	6	11	1	4	78	32	0	13	1	0	0	0	1	1	0	0	0	0	9-8

+ - Overtime

2022 GAME-BY-GAME REGULAR-SEASON STATISTICS (COLTS)

DATE	OPPONENT	P/S	TACKLES							INTERCEPTIONS				FUMBLES			ST			MISC		W/L	SCORE				
			TK	S	A	SK	YDS	TFL	YDS	QBH	NO	YDS	LG	TD	PD	FF	FR	TD	YDS	TK	S			A	FF	FR	S
09/11	at Texans	S	7	6	1	0.0	0.0	0	0	0	0	0	0	0	0	0	0	0	0	0	0	0	0	0	0	T	20-20
09/18	at Jaguars	S	5	4	1	0.0	0.0	0	0	0	0	0	0	0	0	0	0	0	0	0	0	0	0	0	0	L	0-24
09/25	Chiefs	S	2	2	0	0.0	0.0	0	0	0	0	0	0	1	0	0	0	0	0	0	0	0	0	0	0	W	20-17
10/02	Titans	S	5	3	2	0.0	0.0	0	0	0	0	0	0	0	0	0	0	0	0	0	0	0	0	0	0	L	17-24
10/06	at Broncos	S	6	6	0	0.0	0.0	1	2	0	0	0	0	1	0	0	0	0	0	0	0	0	0	0	0	W	12-9+
10/16	Jaguars	S	2	1	1	0.0	0.0	0	0	0	0	0	0	0	0	0	0	0	0	0	0	0	0	0	0	W	34-27
10/23	at Titans	S	4	3	1	1.0	7.0	1	7	1	0	0	0	0	0	0	0	0	0	0	0	0	0	0	0	L	10-19
10/30	Commanders	S	9	6	3	0.0	0.0	1	7	0	0	0	0	0	0	0	0	0	0	0	0	0	0	0	0	L	16-17
11/06	at Patriots	S	4	2	2	0.0	0.0	0	0	0	0	0	0	0	0	0	0	0	0	0	0	0	0	0	0	L	3-26
11/13	at Raiders	S	7	6	1	0.0	0.0	1	3	0	0	0	0	1	0	0	0	0	0	0	0	0	0	0	0	W	25-20
11/20	Eagles	S	4	4	0	0.0	0.0	0	0	0	0	0	0	0	0	0	0	0	0	0	0	0	0	0	0	L	16-17
11/28	Steelers	S	10	7	3	0.0	0.0	0	0	0	0	0	0	1	0	0	0	0	0	0	0	0	0	0	0	L	17-24
12/04	at Cowboys																									L	19-54
12/17	at Vikings																									L	36-39+
12/26	Chargers																									L	3-20
01/01	at Giants																									L	10-38
01/08	Texans																									L	31-32
2022 TOTALS			12-12	65	50	15	1.0	7.0	4	19	1	0	0	0	0	4	0	0	0	0	0	0	0	0	0	0	4-12-1

+ - Overtime

2023 GAME-BY-GAME REGULAR-SEASON STATISTICS (COLTS)

DATE	OPPONENT	P/S	TACKLES							INTERCEPTIONS				FUMBLES			ST			MISC		W/L	SCORE				
			TK	S	A	SK	YDS	TFL	YDS	QBH	NO	YDS	LG	TD	PD	FF	FR	TD	YDS	TK	S			A	FF	FR	S
09/10	Jaguars	S	3	3	0	0.0	0.0	0	0	0	0	0	0	0	0	0	0	0	0	0	0	0	0	0	0	L	21-31
09/17	at Texans	S	6	5	1	0.0	0.0	1	5	0	0	0	0	0	0	0	0	0	0	0	0	0	0	0	0	W	31-20
09/24	at Ravens	S	4	2	2	0.0	0.0	0	0	0	0	0	0	1	0	0	0	0	0	0	0	0	0	0	0	W	22-19+
10/01	Rams	S	8	5	3	0.0	0.0	0	0	0	1	0	0	0	2	0	0	0	0	0	0	0	0	0	0	L	23-29+
10/08	Titans	S	9	7	2	0.0	0.0	0	0	0	0	0	0	0	0	0	0	0	0	0	0	0	0	0	0	W	23-16
10/15	at Jaguars	S	6	5	1	0.0	0.0	3	7	0	0	0	0	0	0	0	0	0	0	0	0	0	0	0	0	L	20-37
10/22	Browns	S	10	7	3	1.5	13.0	3	16	2	0	0	0	0	0	0	0	0	0	0	0	0	0	0	0	L	38-39
10/29	Saints	S	7	5	2	0.0	0.0	0	0	0	0	0	0	0	0	0	0	0	0	0	0	0	0	0	0	L	27-38
11/05	at Panthers	S	8	7	1	0.0	0.0	0	0	0	2	115	66	2	2	0	0	0	0	0	0	0	0	0	0	W	27-13
11/12	at Patriots	S	6	5	1	0.0	0.0	0	0	0	0	0	0	0	0	0	0	0	0	0	0	0	0	0	0	W	10-6
11/26	Buccaneers	S	4	2	2	0.0	0.0	0	0	0	0	0	0	0	0	0	0	0	0	0	0	0	0	0	0	W	27-20
12/03	at Titans	S	7	6	1	0.0	0.0	0	0	0	0	0	0	0	0	0	0	0	0	0	0	0	0	0	0	W	31-28+
12/10	at Bengals	S	3	3	0	0.0	0.0	1	1	0	0	0	0	1	0	0	0	0	0	0	0	0	0	0	0	L	14-34
12/16	Steelers	S	4	1	3	0.0	0.0	0	0	0	0	0	0	0	0	0	0	0	0	0	0	0	0	0	0	W	30-13
12/24	at Falcons	S	6	3	3	0.0	0.0	0	0	0	0	0	0	0	0	0	0	0	0	0	0	0	0	0	0	L	10-29
12/31	Raiders																									W	23-20
01/06	Texans	S	2	2	0	0.0	0.0	0	0	0	0	0	0	0	0	0	0	0	0	0	0	0	0	0	0	L	19-23
2023 TOTALS			16-16	93	68	25	1.5	13.0	8	29	2	3	115	66T	2	6	0	0	0	0	0	0	0	0	0	0	9-8

+ - Overtime

2018 GAME-BY-GAME POSTSEASON STATISTICS (COLTS)

DATE	OPPONENT	P/S	TACKLES							INTERCEPTIONS				FUMBLES			ST			MISC		W/L	SCORE					
			TK	S	A	SK	YDS	TFL	YDS	QBH	NO	YDS	LG	TD	PD	FF	FR	TD	YDS	TK	S			A	FF	FR	S	A
01/05	at Texans	S	6	5	1	1.0	9.0	1	9	2	1	10	10	0	2	0	0	0	0	0	0	0	0	0	0	0	W	21-7
01/12	at Chiefs	S	13	8	5	2.0	13.0	2	13	2	0	0	0	0	1	0	0	0	0	0	0	0	0	0	0	0	L	13-31
2018 TOTALS			2-2	19	13	6	3.0	22.0	3	22	4	1	10	10	0	3	0	0	0	0	0	0	0	0	0	0	1-1	

2020 GAME-BY-GAME POSTSEASON STATISTICS (COLTS)

DATE	OPPONENT	P/S	TACKLES							INTERCEPTIONS				FUMBLES			ST			MISC		W/L	SCORE				
			TK	S	A	SK	YDS	TFL	YDS	QBH	NO	YDS	LG	TD	PD	FF	FR	TD	YDS	TK	S			A	FF	FR	S
01/09	at Bills	S	5	4	1	0.0	0.0	0	0	0	0	0	0	0	0	0	0	0	0	0	0	0	0	0	0	L	24-27
2020 TOTALS			1-1	5	4	1	0.0	0.0	0	0	0	0	0	0	0	0	0	0	0	0	0	0	0	0	0	0	0-1

JORDAN MURRAY
TIGHT END

84

6-5 240 LBS
NFL EXP: 1
(2ND YEAR WITH THE COLTS)
BORN: 4/20/00

H COLLEGE:
HAWAII

4TH-AND-SHORT

- Spent the majority of the 2023 season on the Colts practice squad.
- Saw action in 54 total games with Hawaii (2022) and Missouri State (2018-21) and totaled 109 receptions for 1,266 yards and 11 touchdowns.
- All-MVFC Honorable Mention (2018).
- MVFC Commissioner's Academic Excellence Award as well as MVFC Honor Roll.

Originally signed to the Colts practice squad on September 12, 2023.



X @Jcmurray_9

NFL HIGHLIGHTS

- Spent the majority of the 2023 season on the Colts practice squad.

COLLEGE HIGHLIGHTS

- Saw action in 54 total games with Hawaii (2022) and Missouri State (2018-21) and totaled 109 receptions for 1,266 yards and 11 touchdowns.
- In his lone season at Hawaii, he appeared in all 13 games (five starts) and tallied 10 receptions for 70 yards.
- In 2021, he competed in 12 games and registered 26 receptions for 351 yards and two touchdowns. Earned the MVFC Commissioner's Academic Excellence Award as well as MVFC Honor Roll accolades.
- As a junior, he saw action in eight games and compiled 16 receptions for 187 yards.
- In 2019, he appeared in 10 games (one start) and recorded 24 receptions for 280 yards and a single-season career-high five touchdowns.
- As a true freshman, he earned All-MVFC Honorable Mention accolades after he competed in 11 games and accumulated 33 receptions for 378 yards and four touchdowns.

PERSONAL

- Attended Lee's Summit (Mo.) North High School.
- Competed at both tight end and defensive end in high school.
- Named a two-time all-conference selection.
- Also lettered in basketball.
- Majored in communications.
- A native of Kansas City, Mo.

ADDITIONAL TRANSACTIONS

- Signed by the Colts to a reserve/future contract on January 8, 2024.
- Signed to the Indianapolis practice squad on September 12, 2023.
- Waived by the Houston Texans on August 29, 2023.
- Signed by the Texans as an undrafted free agent on May 17, 2023.

JORDAN MURRAY'S - NFL REGULAR SEASON STATISTICS

DATE	TEAM	RECEIVING								RUSHING			
		GP	GS	NO.	YDS.	AVG.	LG	TD	NO.	YDS.	AVG.	LG	TD
2023	Colts	0	0	0	0	0.0	0	0	0	0	0.0	0	0
TOTALS		0	0	0	0	0.0	0	0	0	0	0.0	0	0

JORDAN MURRAY'S - NFL REGULAR SEASON STATISTICS

DATE	TEAM	KICKOFF RETURNS					PUNT RETURNS					
		RET.	YDS.	AVG.	LG	TD	NO.	FC	YDS.	AVG.	LG	TD
2023	Colts	0	0	0.0	0	0	0	0	0	0.0	0	0
TOTALS		0	0	0.0	0	0	0	0	0	0.0	0	0

2023 GAME-BY-GAME REGULAR-SEASON STATISTICS (COLTS)

DATE	OPPONENT	P/S	RECEIVING					RUSHING					W/L	SCORE
			NO.	YDS.	AVG.	LG	TD	NO.	YDS.	AVG.	LG	TD		
09/10	Jaguars												L	21-31
09/17	at Texans												W	31-20
09/24	at Ravens												W	22-19+
10/01	Rams												L	23-29+
10/08	Titans												W	23-16
10/15	at Jaguars												L	20-37
10/22	Browns												L	38-39
10/29	Saints												L	27-38
11/05	at Panthers												W	27-13
11/12	at Patriots												W	10-6
11/26	Buccaneers												W	27-20
12/03	at Titans												W	31-28+
12/10	at Bengals												L	14-34
12/16	Steelers												W	30-13
12/24	at Falcons												L	10-29
12/31	Raiders												W	23-20
01/06	Texans												L	19-23
2023 TOTALS		0-0	0	0	0.0	0	0	0	0	0.0	0	0	0	9-8

+ - Overtime

QUENTON NELSON

GUARD

56

🏆 '18 '19 '20 '21 '22 '23
AP AP AP AP
1ST TEAM 1ST TEAM 1ST TEAM 2ND TEAM
'18 '19 '20 '21



6-5 330 LBS
NFL EXP: 7
(7TH YEAR WITH THE COLTS)
BORN: 3/19/96



COLLEGE:
NOTRE DAME

4TH-AND-SHORT

- 4x All-Pro selection (2018-20, First Team; 2021, Second Team). First player in franchise history to earn First Team All-Pro honors in his first three seasons, and only the fifth NFL player since the 1970 merger.
- 6x Pro Bowl selection. He is the first player in franchise history to earn Pro Bowl honors in his first six seasons.
- In his first six seasons, he started all 95 games he's appeared in.
- Has volunteered at the Colts Youth Football Camp, Uniform Blitz, annual Playground Build, a visit to Simon Cancer Center and Caroling at Riley Hospital for Children.

DOWN THE STRETCH

Favorite football memory: Playing in the LSU game. That was our last game at Notre Dame and we capped it off by winning. It was a great game.

Who is someone you look up to: My father and my brother.

What did you want to be growing up: I think I wanted to be a basketball player at first. Then, as I got older, I realized football was my true calling.

Favorite TV show: "Game of Thrones"

Hobbies outside of football: Fishing

Bucket list: I want to go see Europe.

Mentors: My position coach at Notre Dame, Coach Hiestand, Nick Martin and Ronnie Stanley.

When did you face adversity: I would say my freshman year in college dealing with the academics at Notre Dame and with going to another level of football. It was a hard transition, but one that was awesome for me.

Selected by the Colts in the first round (sixth overall) of the 2018 NFL Draft.

X @BIGQ56

IG @QUENTON_NELSON

QUENTON NELSON

GUARD

56



3X FIRST TEAM ALL-PRO

Nelson was named Associated Press First Team All-Pro for the third consecutive season in 2020. Nelson became the first player in franchise history to be selected Associated Press First Team All-Pro in his first three seasons. He also became the first offensive lineman and the fifth player since the 1970 NFL/AFL merger to be named Associated Press First Team All-Pro in his first three seasons, joining Barry Sanders, Keith Jackson, Lawrence Taylor and Earl Campbell. Nelson is the first Colts player to earn Associated Press First Team All-Pro honors in three consecutive seasons since Peyton Manning (2003-05). He has the most total All-Pro selections and the most First Team All-Pro selections by a guard in franchise history.



FIRST TIME SINCE 1965

Nelson and Shaquille Leonard were both named AP First Team All-Pro in 2018. Nelson and Leonard joined Pro Football Hall of Famers Dick Butkus and Gale Sayers (Chicago, 1965) as the second pair of rookie teammates to be selected First Team All-Pro since the Associated Press started selecting All-Pro teams in 1940. Nelson started all 16 games at left guard and played all 1,136 of the Colts' offensive snaps in 2018. He was part of an offensive line that allowed the fewest sacks in the NFL (18.0) and had the lowest sacks allowed per pass attempt rate (2.7 percent). Nelson assisted with an offense that ranked in the top-10 in points per game (27.1, fifth), yards per game (386.2, seventh) and passing yards per game (278.8, sixth). From Weeks 5-12, quarterback Andrew Luck attempted 239 passes without being sacked, which was the third-longest streak in NFL history. Nelson also helped pave the way for running back Marlon Mack to register four 100-yard rushing games in 2018.



6X PRO BOWLER

Nelson has been selected to six consecutive Pro Bowls (2018-23) to start his career, becoming the first Colt to do so. He is also just the 15th player since the AFL-NFL merger in 1970 to accomplish such a feat. Among active players, Nelson has the second-longest streak of Pro Bowls to begin an NFL career, following behind Miami Dolphins wide receiver Tyreek Hill (eight years).



BORN FOR THE BIG STAGE

Nelson has always been big. He was born at 10 pounds and 10 ounces and continued growing from there. He was so big that when he played Pop Warner football, he played with kids two years older than him and was forced to lose 20 pounds before each season. Nelson was referenced by his Notre Dame teammates as a refrigerator.



NFL HIGHLIGHTS

- Has started all 95 games he has played in during his six seasons with the Colts. Has started three postseason contests.
- In 2023, he started all 17 games at left guard. In Week 2 at HOU, he started at left guard and was part of an offensive line that did not allow a sack. In Week 3 at BAL, he started at left guard for a line that paved the way for Moss to rush for 122 yards. In Week 5 vs. TEN, he started at left guard for a line that led the way for Zack Moss to rush for 165 yards and two touchdowns. In Week 10 at NE, he started at left guard for a line that didn't allow a sack. In Week 18 vs. HOU, he started at left guard for a line that paved the way for the offense to rush for 227 yards, including Jonathan Taylor rushing for a single-game single-season high 188 yards.
- Was named to the Pro Bowl after he started all 17 games in 2022 and helped Jonathan Taylor rush for 161 yards in Week 1 at HOU. In Week 6 vs. JAX, he was part of an offensive line that did not allow a sack in 58 pass attempts, which marked the most pass attempts in franchise history without allowing a sack. In Week 10

X @BIGQ56

IG @QUENTON_NELSON



NFL HIGHLIGHTS CONT...

- at LV he was part of an offensive line that paved the way for the Colts to rush for 207 yards.
- In 2021, he was named a Second Team Associated Press All-Pro and to his fourth consecutive Pro Bowl after he started 13 games and helped Jonathan Taylor rush for 100 yards in seven games. He helped block for Taylor, who led the NFL in rushing yards and rushing touchdowns.
- Earned Associated Press First Team All-Pro and PFWA All-NFL Team honors after he started all 16 games in 2020 and helped the offensive line allow zero sacks in four different games. He was selected to his third consecutive Pro Bowl. In Week 6 vs. CIN, he helped block for Philip Rivers, who threw for a season-best 371 yards. In Week 14 at LV, he helped the offense allow zero sacks and the offense rush for 212 yards. In Week 17 vs. JAX, he helped pave the way for Jonathan Taylor who rushed for a franchise-record 253 yards. Started one postseason game and helped the offensive line allow no sacks.
- Started all 16 games at left guard in 2019 and helped Marlon Mack become the first Colts' 1,000-yard single-season rusher since 2016. In Week 1, he helped Mack rush for a career-high 174 yards. In Week 11 vs. JAX, he helped the Colts rush for 264 yards, which was the most for the Colts since 11/21/04 against CHI (275).
- In 2019, was named First Team All-Pro by both the Associated Press and *Sporting News* for the second consecutive season. Nelson became the first player in franchise history to be selected Associated Press First Team All-Pro in his first two seasons. He also became the first offensive lineman and the seventh player since the 1970 NFL/AFL merger to be named Associated Press First Team All-Pro in his first two seasons, joining Devin Hester, Barry Sanders, Keith Jackson, Eric Dickerson, Lawrence Taylor and Earl Campbell.
- He was also selected to the Pro Bowl for the second consecutive season. Nelson became just the fifth player in team history to earn Pro Bowl honors in his first two seasons, joining Andrew Luck, Edgerrin James, Marshall Faulk and Alan Ameche. He also became the first offensive lineman in the NFL to do it in his first two seasons since Zack Martin and was the first Colts player to be selected to back-to-back Pro Bowls since T.Y. Hilton following the 2016 and 2017 seasons.
- Named to the 2019 PFWA All-NFL and All-AFC teams.
- Started all 16 games in 2018 at left guard. Was part of an offensive line that ranked first in the NFL for the fewest sacks allowed. He was one of five rookies to start Week 1 vs. CIN for the Colts. Also helped protect Andrew Luck during a 464-yard, four touchdown performance in Week 4 vs. HOU. In Weeks 7 and 8, he started both games and helped the Colts rush for over 200 yards in back-to-back games, which was the first time in the same season since 1985. Was part of an offensive line that didn't allow a sack in five straight games, which tied the New York Giants (2010) and Tennessee Titans (2008) for the third-longest streak

NFL HIGHLIGHTS CONT...

- since 1982. He was named to his first Pro Bowl and was the first rookie Colts offensive lineman to make the Pro Bowl since 1983 when Chris Hinton did it. Started two postseason games and helped the Colts rush for a postseason franchise-record 200 yards during the AFC Wild Card weekend.
- Nelson was named AP First-Team All-Pro. Nelson and Darius Leonard joined Alan Ameche (1955), Milt Davis (1957) and Edgerrin James (1999) as the only Colts rookies to be selected AP First Team All-Pro. Leonard and Nelson became the first rookie tandem to be named AP First Team All-Pro since Dick Butkus and Gale Sayers (Chicago) did it in 1965.
- Nelson was named to the *Sporting News* All-Pro Team as well as the PFWA All-NFL, All-AFC and All-Rookie Teams.

COLLEGE HIGHLIGHTS

- Started 36-of-37 career games at Notre Dame at left guard.
- As a senior in 2017, named a unanimous All-America selection.
- Earned Second Team All-America honors from The Associated Press and *Sports Illustrated* in 2016.
- Surrendered just 3.0 sacks, none in the last two years, and four quarterback hits, two in the last two years, in 2,474 career snaps.
- As a team captain in 2017, started all 13 games at left guard and helped win the program's first Citrus Bowl appearance by defeating LSU, 21-17.
- Became the 34th unanimous All-American in Notre Dame history, the first Irish offensive lineman to earn such an honor since tackle Aaron Taylor in 1993 and Notre Dame's sixth-ever unanimous All-American offensive lineman.
- Named First Team All-America by the Football Writers Association of America, *The Sporting News*, The Walter Camp Football Foundation, The Associated Press and the American Football Coaches Association (AFCA).
- Was one of three finalists for the Outland Trophy, an award given to the nation's top interior lineman.
- Named Notre Dame's 2017 Monogram Club Most Valuable Player after spearheading an offensive line that won the Joe Moore Award as college football's most outstanding offensive line.
- Surrendered zero sacks, one quarterback hit and three quarterback hurries in 883 offensive snaps.
- Started all 12 games at left guard in 2016 and was named Notre Dame Offensive Lineman of the Year.
- Was part of an offensive line that paved the way for 417.6 total yards per game.
- Started 11-of-12 games at left guard in 2015 on an offensive line which was a finalist for the inaugural Joe Moore Award.
- Assisted the Irish to a 10-3 record and an appearance in the Fiesta Bowl vs. Ohio State.
- Part of an offensive line that helped the Irish average

QUENTON NELSON

GUARD

56



COLLEGE HIGHLIGHTS CONT...

- 5.63 rushing yards per carry (eighth-best in the FBS) – a modern (post WWII) school record.
- The Irish ranked 27th nationally in total offense, averaging 466.4 yards per game, its third-best mark since setting a school record in 1970 by averaging 510.5 yards per game.
- Spent his 2014 freshman season on the scout team and did not see the field.

PERSONAL

- Attended Red Bank Catholic (N.J.) High School and garnered Second Team All-America honors from *USA Today* and *MaxPreps* in 2013. Also named an Honorable Mention All-America selection by *Parade Prep*.
- Named to *USA Today* American Family Insurance All-USA New Jersey team for 2013.
- Selected to MSG Varsity all-New Jersey squad.
- Played in the U.S. Army All-American Bowl in San Antonio.
- In 2013, his team finished 9-1 and averaged 279.0 rushing yards and 43.5 points per game.
- Registered 61 tackles and 3.0 sacks on defense.
- Named to *MaxPreps* Junior All-America 2012 second team.
- Helped Red Bank earn a New Jersey state title in 2012 after registering 42 tackles and 7.0 sacks en route to earning Second-Team All-State honors from the *Newark Star-Ledger*.
- Also assisted with an offense that averaged 38 points and 341.0 yards per game on offense in 2012.
- Participated in the NFL's My Cause My Cleats initiative and represented Weish4Ever (2023), the American Cancer Society (2022), The V Foundation (2021) and The Andrew Weishar Foundation (2018-19).
- In 2020, he participated in many Colts community initiatives, including three mobile pantry distributions and attending a Marion County Juvenile Detention Center activation event.
- Volunteered at numerous community events with the Colts in 2019, including the Colts Youth Football Camp, Uniform Blitz, annual Playground Build, Team Smile, a visit to Simon Cancer Center and Caroling at Riley Hospital for Children.
- A native of Red Bank, N.J.

QUENTON NELSON'S - NFL REGULAR SEASON STATISTICS

DATE	TEAM	GP	GS
2018	Colts	16	16
2019	Colts	16	16
2020	Colts	16	16
2021	Colts	13	13
2022	Colts	17	17
2023	Colts	17	17
TOTALS		95	95



QUENTON NELSON'S - NFL POSTSEASON STATISTICS

DATE	TEAM	GP	GS
2018	Colts	2	2
2020	Colts	1	1
TOTALS		3	3

2018 GAME-BY-GAME REGULAR-SEASON STATISTICS (COLTS)

DATE	OPPONENT	P/S	W/L	SCORE
09/09	Bengals	S	L	23-34
09/16	at Redskins	S	W	21-9
09/23	at Eagles	S	L	16-20
09/30	Texans	S	L	34-37+
10/04	at Patriots	S	L	24-38
10/14	at Jets	S	L	34-42
10/21	Bills	S	W	37-5
10/28	at Raiders	S	W	42-28
11/11	Jaguars	S	W	29-26
11/18	Titans	S	W	38-10
11/25	Dolphins	S	W	27-24
12/02	at Jaguars	S	L	0-6
12/09	at Texans	S	W	24-21
12/16	Cowboys	S	W	23-0
12/23	Giants	S	W	28-27
12/30	at Titans	S	W	33-17
2018 TOTALS		16-16	10-6	

+ - Overtime

2019 GAME-BY-GAME REGULAR-SEASON STATISTICS (COLTS)

DATE	OPPONENT	P/S	W/L	SCORE
09/08	at Chargers	S	L	24-30+
09/15	at Titans	S	W	19-17
09/22	Falcons	S	W	27-24
09/29	Raiders	S	L	24-31
10/06	at Chiefs	S	W	19-13
10/20	Texans	S	W	30-23
10/27	Broncos	S	W	15-13
11/03	at Steelers	S	L	24-26
11/10	Dolphins	S	L	12-16
11/17	Jaguars	S	W	33-13
11/21	at Texans	S	L	17-20
12/01	Titans	S	L	17-31
12/08	at Buccaneers	S	L	35-38
12/16	at Saints	S	L	7-34
12/22	Panthers	S	W	38-6
12/29	at Jaguars	S	L	20-38
2019 TOTALS		16-16	7-9	

+ - Overtime



2020 GAME-BY-GAME REGULAR-SEASON STATISTICS (COLTS)

DATE	OPPONENT	P/S	W/L	SCORE
09/13	at Jaguars	S	L	20-27
09/20	Vikings	S	W	28-11
09/27	Jets	S	W	36-7
10/04	at Bears	S	W	19-11
10/11	at Browns	S	L	23-32
10/18	Bengals	S	W	31-27
11/01	at Lions	S	W	41-21
11/08	Ravens	S	L	10-24
11/12	at Titans	S	W	34-17
11/22	Packers	S	W	34-31+
11/29	Titans	S	L	26-45
12/06	at Texans	S	W	26-20
12/13	at Raiders	S	W	44-27
12/20	Texans	S	W	27-20
12/27	at Steelers	S	L	24-28
01/03	Jaguars	S	W	28-14
2020 TOTALS		16-16	11-5	

+ - Overtime

2021 GAME-BY-GAME REGULAR-SEASON STATISTICS (COLTS)

DATE	OPPONENT	P/S	W/L	SCORE
09/12	Seahawks	S	L	16-28
09/19	Rams	S	L	24-27
09/26	at Titans	S	L	16-25
10/03	at Dolphins		W	27-17
10/11	at Ravens		L	25-31+
10/17	Texans		W	31-3
10/24	at 49ers	S	W	30-18
10/31	Titans	S	L	31-34+
11/04	Jets	S	W	45-30
11/14	Jaguars	S	W	23-17
11/21	at Bills	S	W	41-15
11/28	Buccaneers	S	L	31-38
12/05	at Texans	S	W	31-0
12/18	Patriots	S	W	27-17
12/25	at Cardinals		W	22-16
01/02	Raiders	S	L	20-23
01/09	at Jaguars	S	L	11-26
2021 TOTALS		13-13	9-8	

+ - Overtime

2022 GAME-BY-GAME REGULAR-SEASON STATISTICS (COLTS)

DATE	OPPONENT	P/S	W/L/T	SCORE
09/11	at Texans	S	T	20-20
09/18	at Jaguars	S	L	0-24
09/25	Chiefs	S	W	20-17
10/02	Titans	S	L	17-24
10/06	at Broncos	S	W	12-9+
10/16	Jaguars	S	W	34-27
10/23	at Titans	S	L	10-19
10/30	Commanders	S	L	16-17
11/06	at Patriots	S	L	3-26
11/13	at Raiders	S	W	25-20
11/20	Eagles	S	L	16-17
11/28	Steelers	S	L	17-24
12/04	at Cowboys	S	L	19-54
12/17	at Vikings	S	L	36-39+
12/26	Chargers	S	L	3-20
01/01	at Giants	S	L	10-38
01/08	Texans	S	L	31-32
2022 TOTALS		17-17	4-12-1	

+ - Overtime



2023 GAME-BY-GAME REGULAR-SEASON STATISTICS (COLTS)

DATE	OPPONENT	P/S	W/L	SCORE
09/10	Jaguars	S	L	21-31
09/17	at Texans	S	W	31-20
09/24	at Ravens	S	W	22-19+
10/01	Rams	S	L	23-29+
10/08	Titans	S	W	23-16
10/15	at Jaguars	S	L	20-37
10/22	Browns	S	L	38-39
10/29	Saints	S	L	27-38
11/05	at Panthers	S	W	27-13
11/12	at Patriots	S	W	10-6
11/26	Buccaneers	S	W	27-20
12/03	at Titans	S	W	31-28+
12/10	at Bengals	S	L	14-34
12/16	Steelers	S	W	30-13
12/24	at Falcons	S	L	10-29
12/31	Raiders	S	W	23-20
01/06	Texans	S	L	19-23
2023 TOTALS		17-17	9-8	

+ - Overtime

2018 GAME-BY-GAME POSTSEASON STATISTICS (COLTS)

DATE	OPPONENT	P/S	W/L	SCORE
01/05	at Texans	S	W	21-7
01/12	at Chiefs	S	L	13-31
2018 TOTALS		2-2	1-1	

2020 GAME-BY-GAME POSTSEASON STATISTICS (COLTS)

DATE	OPPONENT	P/S	W/L	SCORE
01/09	at Bills	S	L	24-27
2020 TOTALS		1-1	0-1	

DAYO ODEYINGBO

DEFENSIVE END

(DIE-oh oh-DANG-boh)

54

6-6 286 LBS

NFL EXP: 4

(4TH YEAR WITH THE COLTS)

BORN: 9/24/99



**COLLEGE:
VANDERBILT**

4TH-AND-SHORT

- In his first three seasons, he registered 75 tackles (45 solo), 14.0 tackles for loss, 13.5 sacks, two passes defended, three forced fumbles and two fumble recoveries in 44 games (five starts).
- His 31.0 tackles for loss rank fifth in Vanderbilt history.
- Was a senior team captain and earned Second Team All-SEC accolades.
- His older brother, Dare, also played football at Vanderbilt and spent time with the Bengals and Buccaneers as a rookie in 2019.



Selected by the Colts in the second round (54th overall) of the 2021 NFL Draft.



 [@dodeyingbo](https://twitter.com/dodeyingbo)

 [@dodeyingbo](https://www.instagram.com/dodeyingbo)

BROTHERS, THEN TEAMMATES

Dayo's older brother, Dare, was a mentor for Dayo growing up. They attended different high schools in Irving, Texas with Dare attending Cistercian Prep and Dayo attending Carrollton Ranchview, so they never competed on the same football team. Dare went on to play at Vanderbilt in 2015 seeing action in eight games as a true freshman. When Dayo was deciding where he wanted to play collegiately in 2016, his brother didn't want to persuade him one way or another. Dayo still ended up choosing Vanderbilt and the brothers became teammates for the first time in their careers. They starred together on the defensive line, and they both earned opportunities in the NFL.



FAMILY. FOOTBALL. FOOD.

Growing up, Odeyingbo and his brother were only allowed to watch certain channels on TV during the week – Food Network, Animal Planet and Discovery Channel. Odeyingbo enjoyed the Food Network, and naturally as a competitor, loved the shows with food competitions. He enjoyed cooking as a child, often assisting his mom in the kitchen at home. While at Vanderbilt, Odeyingbo decided to move off campus just so he was able to have a kitchen to cook in and would cook for his teammates from time to time.

NFL HIGHLIGHTS CONT...

- Has appeared in 44 games (five starts) in three seasons with the Colts (2021-23) and has tallied 75 tackles (45 solo), 14.0 tackles for loss, 13.5 sacks, two passes defended, three forced fumbles and two fumble recoveries.
- He saw action in all 17 games (one start) in 2023 and compiled 38 tackles (22 solo), 9.0 tackles for loss, 8.0 sacks, two passes defended, two forced fumbles and two fumble recoveries. In Week 4 vs. LAR, he tallied seven tackles (five solo), 1.0 tackle for loss, 1.5 sacks one pass defended and one forced fumble. In Week 7 vs. CLE, he collected two tackles (one solo), half a sack and 1.0 tackle for loss. In Week 8 vs. NO, he recorded one tackle, 1.0 tackle for loss and one fumble recovery. In Week 9 at CAR, he totaled one solo tackle, 1.0 tackle for loss and 1.0 sack. In Week 10 at NE, he registered four solo tackles, 3.0 tackles for loss and 3.0 sacks. He set a single-game career-high in sacks and is the second player to record at least 3.0 sacks in an international game (Josh Allen in Week 4 of 2023), is the first Colts player to tally 3.0 sacks in the first half since Dwight

NFL HIGHLIGHTS CONT...

- Freene in Week 3 of 2005 vs. Cleveland and is the first Colts player to have 3.0 sacks in a game since DeForest Buckner in Week 15 of 2020 vs. Houston. In Week 12 vs. TB, he tallied one tackle, half a sack and one fumble recovery. In Week 15 vs. PIT, he tallied four tackles (two solo), 1.0 tackle for loss and 1.5 sacks.
- In 2022, he competed in all 17 games (four starts) and recorded 31 tackles (18 solo), 5.0 tackles for loss and 5.5 sacks. In Week 4 vs. TEN, he tallied two tackles (one solo), 1.0 tackle for loss and his first full sack. In Week 11 vs. PHI, he made his first career start. In Week 15 at MIN, he registered five tackles (four solo), 1.0 tackle for loss and a single-game career-high 2.0 sacks.
- Appeared in 10 games in 2021 and tallied six tackles (five solo), half a sack and one forced fumble. In Week 10 vs. JAX, he recorded one tackle and his first-career sack-fumble to help seal the win.

COLLEGE HIGHLIGHTS

- Appeared in 44 games (29 starts) at Vanderbilt (2017-20) and recorded 125 tackles (62 solo), 31.0 tackles for loss, 12.0 sacks, three passes defended, one interception, one forced fumble and two fumble recoveries. His 31.0 tackles for loss rank fifth in Vanderbilt history.
- As a senior team captain, he garnered Second Team All-SEC honors after he started all eight games he appeared in and accumulated 32 tackles (15 solo), a team-high 8.0 tackles for loss and a team-high 5.5 sacks.
- In 2019, he appeared in 12 games (11 starts) and registered 45 tackles (20 solo), a team-high 12.0 tackles for loss and 1.5 sacks. Tallied at least four tackles in six of his last eight games. Against East Tennessee State, he recorded seven tackles (three solo), 3.5 tackles for loss and 1.5 sacks.
- As a sophomore, he saw action in 12 games (10 starts) and accumulated 28 tackles (17 solo), 6.5 tackles for loss, 2.5 sacks, two passes defended, one forced fumble and two fumble recoveries (one returned for a touchdown). Ranked second in tackles for loss among Commodores. Had a team-high two fumble recoveries and returned one for a touchdown. Against Mississippi, he recorded four solo tackles, 2.0 tackles for loss, 2.0 sacks and one pass defended.
- In 2017, he competed in 12 games and tallied 20 tackles (10 solo), 4.5 tackles for loss, 2.5 sacks, one pass defended and one interception. He was one of six Vanderbilt true freshmen to see game action. Recorded multiple tackles in eight games. Against Alabama A&M, he recorded two tackles, half a tackle for loss and his first-career interception.

2021 GAME-BY-GAME REGULAR-SEASON STATISTICS (COLTS)

DATE	OPPONENT	P/S	TACKLES							INTERCEPTIONS				FUMBLES			ST			MISC		W/L	SCORE				
			TK	S	A	SK	YDS	TFL	YDS	QBH	NO	YDS	LG	TD	PD	FF	FR	TD	YDS	TK	S			A	FF	FR	S
09/12	Seahawks																									L	16-28
09/19	Rams																									L	24-27
09/26	at Titans																									L	16-25
10/03	at Dolphins																									W	27-17
10/11	at Ravens																									L	25-31+
10/17	Texans																									W	31-3
10/24	at 49ers																									W	30-18
10/31	Titans	P	0	0	0	0	0	0	0	0	0	0	0	0	0	0	0	0	0	0	0	0	0	0	0	L	31-34+
11/04	Jets	P	1	1	0	0	0	0	0	0	0	0	0	0	0	0	0	0	0	0	0	0	0	0	0	W	45-30
11/14	Jaguars	P	1	0	1	0	5	0	0	0	0	0	0	0	1	0	0	0	0	0	0	0	0	0	0	W	23-17
11/21	at Bills	P	2	2	0	0	0	0	0	0	0	0	0	0	0	0	0	0	0	0	0	0	0	0	0	W	41-15
11/28	Buccaneers	P	0	0	0	0	0	0	0	0	0	0	0	0	0	0	0	0	0	0	0	0	0	0	0	L	31-38
12/05	at Texans	P	0	0	0	0	0	0	0	0	0	0	0	0	0	0	0	0	0	0	0	0	0	0	0	W	31-0
12/18	Patriots	P	0	0	0	0	0	0	0	0	0	0	0	0	0	0	0	0	0	0	0	0	0	0	0	W	27-17
12/25	at Cardinals	P	1	1	0	0	0	0	0	0	0	0	0	0	0	0	0	0	0	0	0	0	0	0	0	W	22-16
01/02	Raiders	P	1	1	0	0	0	0	0	0	0	0	0	0	0	0	0	0	0	0	0	0	0	0	0	L	20-23
01/09	at Jaguars	P	0	0	0	0	0	0	0	1	0	0	0	0	0	0	0	0	0	0	0	0	0	0	0	L	11-26
2021 TOTALS		10-0	6	5	1	0	5	0	0	0	0	0	0	0	1	0	0	0	0	0	0	0	0	0	0	9-8	

+ - Overtime

2022 GAME-BY-GAME REGULAR-SEASON STATISTICS (COLTS)

DATE	OPPONENT	P/S	TACKLES							INTERCEPTIONS				FUMBLES			ST			MISC		W/L	SCORE				
			TK	S	A	SK	YDS	TFL	YDS	QBH	NO	YDS	LG	TD	PD	FF	FR	TD	YDS	TK	S			A	FF	FR	S
09/11	at Texans	P	0	0	0	0	0	0	0	0	0	0	0	0	0	0	0	0	0	0	0	0	0	0	0	T	20-20
09/18	at Jaguars	P	0	0	0	0	0	0	0	0	0	0	0	0	0	0	0	0	0	0	0	0	0	0	0	L	0-24
09/25	Chiefs	P	2	2	0	0	0	0	1	3	0	0	0	0	0	0	0	0	0	0	0	0	0	0	0	W	20-17
10/02	Titans	P	2	1	1	1	0	12	0	12	1	0	0	0	0	0	0	0	0	0	0	0	0	0	0	L	17-24
10/06	at Broncos	P	4	1	3	0	5	3	5	0	0	2	0	0	0	0	0	0	0	0	0	0	0	0	0	W	12-9+
10/16	Jaguars	P	1	1	0	0	0	0	0	0	0	0	0	0	0	0	0	0	0	0	0	0	0	0	0	W	34-27
10/23	at Titans	P	0	0	0	0	0	0	0	1	0	0	0	0	0	0	0	0	0	0	0	0	0	0	0	L	10-19
10/30	Commanders	P	1	0	1	0	0	0	0	0	0	0	0	0	0	0	0	0	0	0	0	0	0	0	0	L	16-17
11/06	at Patriots	P	0	0	0	0	0	0	0	0	0	0	0	0	0	0	0	0	0	0	0	0	0	0	0	L	3-26
11/13	at Raiders	P	0	0	0	0	0	0	0	2	0	0	0	0	0	0	0	0	0	0	0	0	0	0	0	W	25-20
11/20	Eagles	S	3	2	1	0	0	0	0	1	0	0	0	0	0	0	0	0	0	0	0	0	0	0	0	L	16-17
11/28	Steelers	S	4	2	2	0	0	0	0	0	0	0	0	0	0	0	0	0	0	0	0	0	0	0	0	L	17-24
12/04	at Cowboys	P	2	0	2	0	0	0	0	0	0	0	0	0	0	0	0	0	0	0	0	0	0	0	0	L	19-54
12/17	at Vikings	P	5	4	1	2	0	8	0	1	8	2	0	0	0	0	0	0	0	0	0	0	0	0	0	L	36-39+
12/26	Chargers	P	3	2	1	1	5	13	0	1	11	2	0	0	0	0	0	0	0	0	0	0	0	0	0	L	3-20
01/01	at Giants	S	1	1	0	0	0	0	0	0	0	0	0	0	0	0	0	0	0	0	0	0	0	0	0	L	10-38
01/08	Texans	S	3	2	1	0	0	0	0	1	7	0	0	0	0	0	0	0	0	0	0	0	0	0	0	L	31-32
2022 TOTALS		17-4	31	18	13	5	0	36.5	5	41	11	0	0	0	0	0	0	0	0	0	0	0	0	0	0	0	4-12-1

+ - Overtime

2023 GAME-BY-GAME REGULAR-SEASON STATISTICS (COLTS)

DATE	OPPONENT	P/S	TACKLES							INTERCEPTIONS				FUMBLES			ST			MISC		W/L	SCORE					
			TK	S	A	SK	YDS	TFL	YDS	QBH	NO	YDS	LG	TD	PD	FF	FR	TD	YDS	TK	S			A	FF	FR	S	A
09/10	Jaguars	P	0	0	0	0.0	0.0	0	0	0	0	0	0	0	0	0	0	0	0	0	0	0	0	0	0	0	L	21-31
09/17	at Texans	P	1	0	1	0.0	0.0	0	0	0	0	0	0	0	0	0	0	0	0	0	0	0	0	0	0	0	W	31-20
09/24	at Ravens	P	2	1	1	0.0	0.0	0	0	0	0	0	0	0	0	0	0	0	0	0	0	0	0	0	0	0	W	22-19+
10/01	Rams	P	7	5	2	1.5	12.5	1	9	4	0	0	0	0	1	1	0	0	0	0	0	0	0	0	0	0	L	23-29+
10/08	Titans	S	3	1	2	0.0	0.0	0	0	0	0	0	0	0	0	0	0	0	0	0	0	0	0	0	0	0	W	23-16
10/15	at Jaguars	P	1	1	0	0.0	0.0	0	0	0	0	0	0	0	0	0	0	0	0	0	0	0	0	0	0	0	L	20-37
10/22	Browns	P	2	1	1	0.5	4.0	1	3	2	0	0	0	0	0	0	0	0	0	0	0	0	0	0	0	0	L	38-39
10/29	Saints	P	1	1	0	0.0	0.0	1	2	0	0	0	0	0	0	0	1	0	0	0	0	0	0	0	0	0	L	27-38
11/05	at Panthers	P	1	1	0	1.0	7.0	1	7	2	0	0	0	0	0	0	0	0	0	0	0	0	0	0	0	0	W	27-13
11/12	at Patriots	P	4	4	0	3.0	15.0	3	15	3	0	0	0	0	0	0	0	0	0	0	0	0	0	0	0	0	W	10-6
11/26	Buccaneers	P	1	0	1	0.5	3.0	0	0	1	0	0	0	0	0	0	1	0	0	0	0	0	0	0	0	0	W	27-20
12/03	at Titans	P	7	4	3	0.0	0.0	0	0	1	0	0	0	0	0	0	0	0	0	0	0	0	0	0	0	0	W	31-28+
12/10	at Bengals	P	0	0	0	0.0	0.0	0	0	1	0	0	0	0	0	0	0	0	0	0	0	0	0	0	0	0	L	14-34
12/16	Steelers	P	4	2	2	1.5	11.5	1	8	2	0	0	0	0	0	0	0	0	0	0	0	0	0	0	0	0	W	30-13
12/24	at Falcons	P	2	0	2	0.0	0.0	0	0	1	0	0	0	0	0	0	0	0	0	0	0	0	0	0	0	0	L	10-29
12/31	Raiders	P	2	1	1	0.0	0.0	1	3	0	0	0	0	0	0	0	0	0	0	0	0	0	0	0	0	0	W	23-20
01/06	Texans	P	0	0	0	0.0	0.0	0	0	0	0	0	0	0	0	0	0	0	0	0	0	0	0	0	0	0	L	19-23
2023 TOTALS		17-1	38	22	16	8.0	53.0	9	47	17	0	0	0	0	2	2	2	0	0	0	0	0	0	0	0	0	9-8	

+ - Overtime

DREW OGLETREE

TIGHT END

85

6-5 260 LBS

NFL EXP: 3

(3RD YEAR WITH THE COLTS)

BORN: 7/28/98



**COLLEGE:
YOUNGSTOWN STATE**

4TH-AND-SHORT

- In his first two seasons, he played in 12 games (nine starts) and totaled nine receptions for 147 yards and two touchdowns.
- Played in 17 games (12 starts) in two seasons at Youngstown State (2020-21) and compiled 40 receptions for 391 yards.
- Appeared in 27 games (10 starts) at Findlay (2016-19) and totaled 54 receptions for 785 yards and 10 touchdowns.
- All-Great Midwest Athletic Conference Honorable Mention (2018).



Selected by the Colts in the sixth round (192nd overall) of the 2022 NFL Draft.

X @DrewOgletree

@callmetree81

A PATH LESS TRAVELED

Becoming a standout football player is hard enough, but imagine being a father at the same time. Ogletree was 16 years old when he had his son, Andrew Jr., who was actually born during one of Ogletree's games. Ogletree was warming up when he heard that his girlfriend was giving birth two months before the due date so he went to the hospital, saw Andrew Jr. be born, and returned for the second half of his football game. As Ogletree earned a half-scholarship to Findlay and worked his way to Youngstown State, he had Andrew Jr. watching his every move and being his biggest supporter.



NFL HIGHLIGHTS

- He played in 12 games (nine starts) in 2023 and totaled nine receptions for 147 yards and two touchdowns. In Week 4 vs. LAR, he led the team in receptions (three), receiving yards (48) and tied for the team-high in receiving touchdowns (one). In Week 8 vs. NO, he hauled in a 33-yard touchdown reception.
- In 2022, he spent the entire season on the Injured Reserve list.

COLLEGE HIGHLIGHTS

- Played in 17 games (12 starts) in two seasons (2020-21) at Youngstown State and compiled 40 receptions for 391 yards. Before transferring to Youngstown State, he appeared in 27 games (10 starts) at Findlay (2016-19) and totaled 54 receptions for 785 yards and 10 touchdowns.
- In 2021, he started all 10 games and had team highs in receptions (28) and receiving yards (282). Earned Missouri Valley Football Conference Honor Roll accolades.
- Saw action in seven games (two starts) in 2020 and registered 12 receptions for 109 yards. He tied for the team high in receptions and ranked third in receiving yards.
- Did not see game action in the 2019 season.
- In 2018, he earned All-Great Midwest Athletic Conference Honorable Mention accolades after he started all 10 games he appeared in and finished with 28 receptions for 428 yards and five touchdowns.
- As a sophomore, he appeared in 11 games and compiled 23 receptions for 328 yards and five touchdowns. Finished with single-game career highs in receptions (six) and receiving yards (81) in first round playoff win vs No. 2 Shepherd.
- In 2016, he saw action in six games and caught three passes for 29 yards.

PERSONAL

- Attended Northridge (Ohio) High School.
- Named First Team All-Ohio in both football and basketball.
- Was the Ohio High School Basketball Coaches Association Division 3 Player of the Year.
- Participated in the NFL's My Cause My Cleats initiative and represented Just a Pair of Shoes (2023).
- Has a son, Andrew Jr.
- A native of Dayton, Ohio.

DREW OGLETREE'S - NFL REGULAR SEASON STATISTICS

DATE	TEAM	GP	GS	NO.	RECEIVING			LG	TD	NO.	RUSHING			LG	TD
					YDS.	AVG.					YDS.	AVG.			
2022	Colts	0	0	0	0	0.0	0	0	0	0	0.0	0	0	0	
2023	Colts	12	9	9	147	16.3	33t	2	0	0	0.0	0	0	0	
TOTALS		12	9	9	147	16.3	33T	2	0	0	0.0	0	0	0	

SINGLE-GAME HIGHS: RECEIVING

Receptions 3 vs. Los Angeles Rams, Oct 01, 2023
 2 vs. Tennessee Titans, Oct 08, 2023
 1 at Carolina Panthers, Nov 05, 2023
 ...3 more at 1.

Receiving Yards 48 vs. Los Angeles Rams, Oct 01, 2023
 33 vs. New Orleans Saints, Oct 29, 2023
 20 vs. Jacksonville Jaguars, Sep 10, 2023

Receiving Average 16.0 vs. Los Angeles Rams, Oct 01, 2023

Longest Receptions 33t vs. New Orleans Saints, Oct 29, 2023
 22 vs. Los Angeles Rams, Oct 01, 2023
 21 vs. Los Angeles Rams, Oct 01, 2023

Receiving TDs 1 vs. New Orleans Saints, Oct 29, 2023
 ...1 more at 1.

All-Purpose Yards 48 vs. Los Angeles Rams, Oct 01, 2023
 33 vs. New Orleans Saints, Oct 29, 2023
 20 vs. Jacksonville Jaguars, Sep 10, 2023

Special Teams Tackles 2 vs. New Orleans Saints, Oct 29, 2023
 ...1 more at 2.

Most TDs 1 vs. New Orleans Saints, Oct 29, 2023
 ...1 more at 1.

2022 GAME-BY-GAME REGULAR-SEASON STATISTICS (COLTS)

DATE	OPPONENT	P/S	RECEIVING				RUSHING				TD	W/L/T	SCORE	
			NO.	YDS.	AVG.	LG	NO.	YDS.	AVG.	LG				
09/11	at Texans											T	20-20	
09/18	at Jaguars											L	0-24	
09/25	Chiefs											W	20-17	
10/02	Titans											L	17-24	
10/06	at Broncos											W	12-9+	
10/16	Jaguars											W	34-27	
10/23	at Titans											L	10-19	
10/30	Commanders											L	16-17	
11/06	at Patriots											L	3-26	
11/13	at Raiders											W	25-20	
11/20	Eagles											L	16-17	
11/28	Steelers											L	17-24	
12/04	at Cowboys											L	19-54	
12/17	at Vikings											L	36-39+	
12/26	Chargers											L	3-20	
01/01	at Giants											L	10-38	
01/08	Texans											L	31-32	
2022 TOTALS		0-0	0	0	0.0	0	0	0	0	0.0	0	0	4-12-1	

+ - Overtime

2023 GAME-BY-GAME REGULAR-SEASON STATISTICS (COLTS)

DATE	OPPONENT	P/S	RECEIVING				RUSHING				TD	W/L	SCORE	
			NO.	YDS.	AVG.	LG	NO.	YDS.	AVG.	LG				
09/10	Jaguars	S	1	20	20.0	20	0	0	0	0.0	0	0	L	21-31
09/17	at Texans						INACTIVE						W	31-20
09/24	at Ravens	P	1	11	11.0	11	0	0	0	0.0	0	0	W	22-19+
10/01	Rams	S	3	48	16.0	22	1	0	0	0.0	0	0	L	23-29+
10/08	Titans	S	2	16	8.0	13	0	0	0	0.0	0	0	W	23-16
10/15	at Jaguars	P	0	0	0.0	0	0	0	0	0.0	0	0	L	20-37
10/22	Browns	S	0	0	0.0	0	0	0	0	0.0	0	0	L	38-39
10/29	Saints	S	1	33	33.0	33t	1	0	0	0.0	0	0	L	27-38
11/05	at Panthers	S	1	19	19.0	19	0	0	0	0.0	0	0	W	27-13
11/12	at Patriots						INACTIVE						W	10-6
11/26	Buccaneers						INACTIVE						W	27-20
12/03	at Titans	P	0	0	0.0	0	0	0	0	0.0	0	0	W	31-28+
12/10	at Bengals	S	0	0	0.0	0	0	0	0	0.0	0	0	L	14-34
12/16	Steelers	S	0	0	0.0	0	0	0	0	0.0	0	0	W	30-13
12/24	at Falcons	S	0	0	0.0	0	0	0	0	0.0	0	0	L	10-29
12/31	Raiders						COMMISSIONER EXEMPT LIST						W	23-20
01/06	Texans						COMMISSIONER EXEMPT LIST						L	19-23
2023 TOTALS		12-9	9	147	16.3	33T	2	0	0	0.0	0	0	9-8	

+ - Overtime

SEGUN OLUBI

LINEBACKER

(SHEY-goo uh-LOO-bee)

50

6-0 225 LBS

NFL EXP: 2

(3RD YEAR WITH THE COLTS)

BORN: 11/1/99



**COLLEGE:
SAN DIEGO STATE**

4TH-AND-SHORT

- In his first two seasons with the Colts (2022-23), he appeared in 17 games (two starts) and totaled 17 tackles (13 solo), one pass defended, one interception and one fumble recovery as well as 10 special teams tackles.
- Appeared 21 games (seven starts) at San Diego State (2020-21) and recorded 68 tackles (34 solo), 4.0 tackles for loss, 2.0 sacks, two passes defended, one interception returned for a touchdown and two forced fumbles.
- Also played collegiately at Harding University (2019), Saddlebrook College (2018) and College of Idaho (2017).

DOWN THE STRETCH

What is on your bucket list: Visit every state

Do you have a nickname: Goon

What is the best advice you've been given: You control your own reality.

Who is your mentor: David Thornton

Who is your favorite artist: Michael Jackson

What is your favorite childhood food: Rice and dodo

What is your favorite vacation spot: Southern California

Do you have any hidden talents: I speak a little French.

What is one thing you can't live without: God

What are your hobbies off the field: Pilates, hair, yoga, breathing, cars and gaming!



Originally signed to the Colts practice squad on September 1, 2022.

@segun_olubi

NFL HIGHLIGHTS

- Has appeared in 17 games (two starts) in two seasons (2022-23) with the Colts and has recorded 17 tackles (13 solo), one pass defended, one interception and one fumble recovery as well as 10 special teams stops.
- He competed in 15 games (two starts) in 2023 and totaled 17 tackles (13 solo), one pass defended, one interception and one fumble recovery as well as nine special teams stops. In Week 9 at CAR, he made his first career start and collected a career-high five tackles (four solo), one pass defended and his first career interception. In Week 13 at TEN, he recorded one fumble recovery and two special teams tackles. In Week 18 vs. HOU, he totaled a single-game career-high six solo tackles and two special teams tackles.
- In 2022, he appeared in two games and tallied one special teams tackle.

COLLEGE HIGHLIGHTS

- Appeared in 21 games (seven starts) at San Diego State (2020-21) and recorded 68 tackles (34 solo), 4.0 tackles for loss, 2.0 sacks, two passes defended, one interception returned for a touchdown and two forced fumbles. He also competed at Harding University (2019), Saddlebrook College (2018) and College of Idaho (2017).
- In 2021, he was named a team captain and saw action in 14 games (seven starts) and tallied 53 tackles (29 solo), 3.5 tackles for loss, 2.0 sacks, one pass defended and two forced fumbles. Named to the Mountain West All-Academic team.
- As a senior, he competed in seven games and compiled 15 tackles (five solo), one pass defended and one interception returned for a touchdown. Selected to the Mountain West All-Academic team.
- In 2019 at Harding University, he appeared in all 12 games and tallied 23 tackles (12 solo), 6.5 tackles for loss, 5.5 sacks, one forced fumble and one fumble recovery.
- At Saddlebrook College in 2018, he tallied a team-high 54 tackles, 5.5 tackles for loss, 2.0 sacks, two passes defended and one interception.
- In 2017 at the College of Idaho, he registered 85 tackles (48 solo), 1.5 tackles for loss, half a sack, 10 passes defended, one forced fumble and a blocked kick.

PERSONAL

- Attended Centennial High School in Corona, Calif.
- As a senior, he recorded 38 tackles, one pass defended and one interception and was an all-league selection.
- Also competed in track and field.
- Majored in economics.
- First name is pronounced SHEY-goo
- Last name is pronounced uh-Loo-bee
- Grew up in Corona, Calif.

ADDITIONAL TRANSACTIONS

- Signed by Indianapolis to a reserve/future contract on January 9, 2023.
- Signed to the Colts practice squad on January 2, 2023.
- Signed to the Indianapolis active roster from the practice squad on December 31, 2022.
- Signed to the Colts practice squad on December 27, 2022.
- Signed to the Indianapolis active roster from the practice squad on December 26, 2022.
- Signed to the Colts practice squad on September 1, 2022.
- Waived by the San Francisco 49ers on August 30, 2022.
- Signed by the 49ers as an undrafted free agent on May 13, 2022.

SEGUN OLUBI'S - NFL REGULAR SEASON STATISTICS

DATE	TEAM	GP	GS	TACKLES							INTERCEPTIONS							FUMBLES					ST			MISC									
				TK	S	A	TFL	YDS	SK	YDS	QBH	NO	YDS	LG	TD	PD	FF	FR	TD	YDS	TK	S	A	FF	FR	S	A								
2022	49ers	0	0	0	0	0	0	0	0	0.0	0.0	0	0	0	0	0	0	0	0	0	0	0	0	0	0	0	0	0	0	0	0	0	0	0	0
Went from San Francisco to Indianapolis .																																			
2022	Colts	2	0	0	0	0	0	0	0	0.0	0.0	0	0	0	0	0	0	0	0	0	0	0	0	0	0	0	0	0	0	0	0	0	0	0	
2022	TOTAL	2	0	0	0	0	0	0	0	0.0	0.0	0	0	0	0	0	0	0	0	0	0	0	0	0	0	0	0	0	0	0	0	0	0	0	
2023	Colts	15	2	17	13	4	0	0	0.0	0.0	0	0	1	0	0	0	1	0	0	0	0	0	0	0	0	0	0	0	0	0	0	0	0	0	0
TOTALS		17	2	17	13	4	0	0	0.0	0.0	0	1	0	0	0	1	0	0	0	0	0	0	0	0	0	0	0	0	0	0	0	0	0	0	0

SINGLE-GAME HIGHS: DEFENSIVE

- Total Tackles** 6 vs. Houston Texans, Jan 06, 2024
5 at Carolina Panthers, Nov 05, 2023
3 vs. Los Angeles Rams, Oct 01, 2023
- Solo Tackles** 6 vs. Houston Texans, Jan 06, 2024
4 at Carolina Panthers, Nov 05, 2023
2 vs. Las Vegas Raiders, Dec 31, 2023
- Passes Defensed** 1 at Carolina Panthers, Nov 05, 2023
- Fumble Recoveries** 1 at Tennessee Titans, Dec 03, 2023
- Interceptions** 1 at Carolina Panthers, Nov 05, 2023
- Special Teams Tackles** 2 vs. Houston Texans, Jan 06, 2024
...1 more at 2.

2022 GAME-BY-GAME REGULAR-SEASON STATISTICS (49ERS/COLTS)

DATE	OPPONENT	P/S	TACKLES							INTERCEPTIONS							FUMBLES					ST			MISC			W/L	SCORE								
			TK	S	A	SK	YDS	TFL	YDS	QBH	NO	YDS	LG	TD	PD	FF	FR	TD	YDS	TK	S	A	FF	FR	S	A											
09/11	at Bears																																			L	10-19
DID NOT PLAY																																					
Went from 49ers to Colts .																																					
09/18	at Jaguars																																		L	0-24	
09/25	Chiefs																																		W	20-17	
10/02	Titans																																		L	17-24	
10/06	at Broncos																																		W	12-9+	
10/16	Jaguars																																		W	34-27	
10/23	at Titans																																		L	10-19	
10/30	Commanders																																		L	16-17	
11/06	at Patriots																																		L	3-26	
11/13	at Raiders																																		W	25-20	
11/20	Eagles																																		L	16-17	
11/28	Steelers																																		L	17-24	
12/04	at Cowboys																																		L	19-54	
12/17	at Vikings																																		L	36-39+	
12/26	Chargers	P	0	0	0	0	0	0	0	0	0	0	0	0	0	0	0	0	0	0	0	0	0	0	0	0	0	0	0	0	0	0	0	L	3-20		
01/01	at Giants	P	0	0	0	0	0	0	0	0	0	0	0	0	0	0	0	0	0	0	0	0	0	0	0	0	0	0	0	0	0	0	0	0	L	10-38	
01/08	Texans																																		L	31-32	
2022 TOTALS		2-0	0	0	0	0	0	0	0	0	0	0	0	0	0	0	0	0	0	0	0	0	0	0	0	0	0	0	0	0	0	0	0	4-13			

+ - Overtime

SEGUN OLUBI

LINEBACKER

(SHEY-900 ub-LOO-8cc)



2023 GAME-BY-GAME REGULAR-SEASON STATISTICS (COLTS)

DATE	OPPONENT	P/S	TACKLES						INTERCEPTIONS					FUMBLES			ST				MISC		W/L	SCORE									
			TK	S	A	SK	YDS	TFL	YDS	QBH	NO	YDS	LG	TD	PD	FF	FR	TD	YDS	TK	S	A			FF	FR	S	A					
09/10	Jaguars	P	0	0	0	0.0	0.0	0	0	0	0	0	0	0	0	0	0	0	0	0	0	0	0	0	0	0	L	21-31					
09/17	at Texans	P	0	0	0	0.0	0.0	0	0	0	0	0	0	0	0	0	0	0	0	0	0	0	0	0	0	0	W	31-20					
09/24	at Ravens	P	0	0	0	0.0	0.0	0	0	0	0	0	0	0	0	0	0	0	0	0	0	0	0	0	0	0	W	22-19+					
10/01	Rams	P	3	1	2	0.0	0.0	0	0	0	0	0	0	0	0	0	0	0	0	0	0	0	0	0	0	0	L	23-29+					
10/08	Titans	P	0	0	0	0.0	0.0	0	0	0	0	0	0	0	0	0	0	0	0	0	0	0	0	0	0	0	W	23-16					
10/15	at Jaguars	P	0	0	0	0.0	0.0	0	0	0	0	0	0	0	0	0	0	0	0	0	0	0	0	0	0	0	L	20-37					
10/22	Browns	P	0	0	0	0.0	0.0	0	0	0	0	0	0	0	0	0	0	0	0	0	0	0	0	0	0	0	L	38-39					
10/29	Saints	P	1	0	1	0.0	0.0	0	0	0	0	0	0	0	0	0	0	0	0	0	0	0	0	0	0	0	L	27-38					
11/05	at Panthers	S	5	4	1	0.0	0.0	0	0	0	0	1	0	0	0	1	0	0	0	0	0	0	0	0	0	0	W	27-13					
11/12	at Patriots	P	0	0	0	0.0	0.0	0	0	0	0	0	0	0	0	0	0	0	0	0	0	0	0	0	0	0	W	10-6					
11/26	Buccaneers	P	0	0	0	0.0	0.0	0	0	0	0	0	0	0	0	0	0	0	0	0	0	0	0	0	0	0	W	27-20					
12/03	at Titans	P	0	0	0	0.0	0.0	0	0	0	0	0	0	0	0	0	1	0	0	0	0	0	0	0	0	0	W	31-28+					
12/10	at Bengals	P	0	0	0	0.0	0.0	0	0	0	0	0	0	0	0	0	0	0	0	0	0	0	0	0	0	0	L	14-34					
12/16	Steelers																										W	30-13					
12/24	at Falcons																										L	10-29					
12/31	Raiders	P	2	2	0	0.0	0.0	0	0	0	0	0	0	0	0	0	0	0	0	0	0	0	0	0	0	0	W	23-20					
01/06	Texans	S	6	6	0	0.0	0.0	0	0	0	0	0	0	0	0	0	0	0	0	0	0	0	0	0	0	0	L	19-23					
2023 TOTALS		15-2	17	13	4	0.0	0.0	0	0	0	1	0	0	0	1	0	1	0	1	0	0	6	9	7	2	0	0	0	0	0	0	0	9-8

+ - Overtime

KWITY PAYE
DEFENSIVE END
(KWIT-tee PAY)

51

6-3 265 LBS

NFL EXP: 4
(4TH YEAR WITH THE COLTS)
BORN: 11/19/98

M COLLEGE:
MICHIGAN

4TH-AND-SHORT

- In his first three seasons, he started 43 games and compiled 129 tackles (79 solo), 21.0 tackles for loss, 18.5 sacks, one pass defended, three forced fumbles and five fumble recoveries.
- In 2020, he was selected a team captain and earned Second Team All-Big Ten honors from the media.
- 2016 Rhode Island Gatorade Player of the Year.
- His mother moved their family from the Republic of Guinea to Rhode Island when he was six months old.

DOWN THE STRETCH

What is on your bucket list: I want to go skydiving.

What is the best advice you've been given: If your name is on it, make sure it's the best representation of you.

Who is your mentor: My mom

Who is your favorite artist: J. Cole

What is your favorite vacation spot: South Africa

What is your favorite TV show: "Dexter"

What is your favorite movie: "Friday Night Lights"

What are your pet peeves: Loud chewing, lying, selfishness

What is one thing you can't live without: My phone

Who was your favorite athlete growing up: LeBron James

What are your hobbies off the field: Watch TV shows



Selected by the Colts in the first round (21st overall) of the 2021 NFL Draft.

 @OfficialKwity

 @kwitypaye

AN IMPROBABLE JOURNEY

Paye's family has gone through a lot for him to have the opportunity to play in the NFL. Paye's mother, Agnes, grew up in Liberia, but when she was 12 years old, a civil war broke out and the area became very unsafe. Her father had his house burned down, and she wasn't able to even check on him because of the war going on. Agnes moved the family when Paye was six months old from the Republic of Guinea to the Lockwood projects in Providence, R.I. Paye started playing football and decided to attend Bishop Hendricken, where former NFL player Will Blackmon played high school football. The only issue was that it was a private school that didn't come cheap, and Agnes would have to work two or even three jobs to cover the expenses. Paye had to convince his mom to let him attend because he felt that if he went there, received good grades and starred on the field, he would have a good chance to land a scholarship to play football collegiately. Paye made it all worth it, earning Rhode Island's Gatorade Player of the Year award in 2016, as well as being named Rhode Island's Defensive Player of the Year by *USA Today*. He was a part of four state championship teams en route to earning scholarship offers from many Division I programs, before selecting Michigan. At Michigan, he registered 100 tackles (56 solo), 23.5 tackles for loss and 11.5 sacks, setting him up to be a first-round draft pick. In an interview right after he was drafted, Paye was able to express his gratitude to his mother for helping him get where he is, saying, "She's done working. She's retired."



TUFF (THE UNIFORM FUNDING FOUNDATION)

While in college, one of Paye's teammates, Adam Shibley, had an idea to help under-served youth sports teams. He created the non-profit, TUFF (The Uniform Funding Foundation), that raises money to supply uniforms to youth sports teams that may not have the resources. Paye served as a board member, specifically the multicultural and player relations director throughout college. On draft night, Paye decided to release a 1-of-1 NFT (non-fungible token) that people could bid on with all proceeds going to TUFF. He also signed four pairs of limited-edition Jordan cleats that were up for auction benefiting TUFF.

ALWAYS CARRYING MOTIVATION

Paye is a goal-driven man, and always wants to make sure he is staying focused on the prize. He has achieved the goal of making it to the NFL, but he is far from done. Paye has had the same wallet since sixth grade with a notecard that keeps him motivated. Some of the quotes on it are: "Nothing worth having comes easy," "Nothing will get in the way of me achieving my dreams," "Work hard and take care of my family," "God gives his toughest battles to his strongest soldiers" and "Remember when you wanted what you currently have." He also carries another notecard that includes different things he is thankful for, including his mom, his brothers, his coaches, his teammates, his athletic ability, his education, his close friends, the things he has and then his life. Paye says, "Those keep me grounded, keep me humble and remind me where I came from."



NFL HIGHLIGHTS

- Has started 43 games in three seasons with the Colts (2021-23) and has tallied 129 tackles (79 solo), 21.0 tackles for loss, 18.5 sacks, one pass defended, three forced fumbles and five fumble recoveries.
- He started 16 games in 2023 and compiled 52 tackles (31 solo), 8.0 tackles for loss, 8.5 sacks, two forced fumbles and two fumble recoveries. In Week 1 vs. JAX, he registered four tackles (three solo), 2.0 tackles for loss and 1.0 sack. In Week 2 at HOU, he totaled five tackles (three solo), 1.0 tackle for loss, 1.0 sack and one fumble recovery. In Week 3 at BAL, he tallied three solo tackles, 1.0 tackle for loss, 1.0 sack and one fumble recovery. In Week 10 at NE, he registered three tackles (two solo) and 1.0 sack. In Week 13 at TEN, he recorded six tackles (four solo), 2.0 sacks and two forced fumbles.
- In 2022, he started 12 games and recorded 45 tackles (32 solo), 10.0 tackles for loss, 6.0 sacks and one forced fumble. In Week 1 at HOU, he registered 2.0 sacks for his first multi-sack game. In Week 9 at NE, he registered eight tackles (seven solo) and added 1.0 tackle for loss and 1.0 sack. In Week 13 at DAL, he registered a single game career-high nine tackles (six solo), 1.0 tackle for loss and 1.0 sack.
- Started 15 games in 2021 and registered 32 tackles (16 solo), 3.0 tackles for loss, 4.0 sacks, one pass defended, one forced fumble and two fumble recoveries. In Week 10 vs. JAX, he tallied one solo tackle, 1.0 tackle for loss and his first-career sack. In Week 11 at BUF, he tallied one solo tackle and one strip-sack. In Week 12 vs. TB, he recorded two solo tackles, 1.0 tackle for loss and 1.0 sack. He registered at least one sack in three consecutive games to become the first Colts rookie to accomplish that feat since Shaquille Leonard from Weeks 2-4 of 2018. In Week 17 vs. LV, he tallied three tackles and 1.0 sack.

COLLEGE HIGHLIGHTS

- Appeared in 38 games (20 starts) at Michigan (2017-20) and totaled 100 tackles (56 solo), 23.5 tackles for loss, 11.5 sacks, one pass defended, one forced fumble and one fumble recovery.
- As a senior team captain, he was selected Second Team All-Big Ten by the media after he started all four games he appeared in and registered 16 tackles (12 solo), a team-high 4.0 tackles for loss and 2.0 sacks. He also was named a Senior CLASS Award finalist and earned Academic All-Big Ten honors. Paye was selected as the team's Defensive Lineman of the Week against Minnesota after he started the game and recorded four solo tackles, 3.0 tackles for loss and 2.0 sacks.
- In 2019, he earned Second Team All-Big Ten accolades from the coaches after he started all 12 games and accumulated a single-season career-high 50 tackles (26 solo), a team-high 12.5 tackles for loss, 6.5 sacks and one fumble recovery. He was selected as the co-recipient of the Richard Katcher Award (Michigan's best defensive lineman or outside linebacker) along with Aidan

COLLEGE HIGHLIGHTS CONT...

- Hutchinson. Paye earned Academic All-Big Ten accolades. Named the team's Defensive Player of the Week against Rutgers after he started the game and tallied six tackles (four solo), 3.5 tackles for loss and 1.5 sacks.
- As a sophomore, he saw action in 13 games (four starts) and registered 29 tackles (18 solo), 5.5 tackles for loss, 2.0 sacks, one pass defended and one forced fumble. He was named the team's Defensive Lineman of the Week for his performances at Northwestern, vs. Maryland and vs. Indiana. Started against Northwestern and accumulated four solo tackles, 2.0 tackles for loss and 2.0 sacks. Paye garnered Academic All-Big Ten honors.
 - In 2017, he appeared in nine games and tallied five tackles, 1.5 tackles for loss and 1.0 sack. Registered three tackles, 1.0 tackle for loss and his first-career sack at Penn State.

PERSONAL

- Attended Bishop Hendricken High School in Warwick, R.I. and was rated the No.1 player coming out of the state by ESPN.
- As a senior, he was named the 2016 Rhode Island Gatorade Player of the Year after he led the team to their seventh-consecutive state title and tallied 65 tackles, 12.0 tackles for loss and 4.5 sacks. He also registered 651 rushing yards and 13 touchdowns at running back.
- In 2016, he was named the *USA Today* Rhode Island Defensive Player of the Year.
- As a senior, he earned Under Armour All-America accolades.
- As a junior, he recorded 54 tackles and 3.5 sacks.
- Also competed in track and was a state champion in the long jump and part of the state champion 4x100 relay team.
- In June 2024, Bishop Hendricken High School honored Paye ('17) by retiring his No. 1 jersey.
- Participated in the NFL's My Cause My Cleats initiative and represented She's The First (2023) and TUFF (The Uniform Funding Foundation) (2021, 2022).
- Born in the Republic of Guinea and moved to Rhode Island when he was six months old.
- His brother, Komotay Koffie, was a defensive back at Northern Colorado and New Mexico State (2017-19).
- Majored in Afro-American and African studies.
- First name is pronounced QWIT-tee.
- Last name is pronounced PAY.
- Grew up in Providence, R.I.

KWITY PAYE'S - NFL REGULAR SEASON STATISTICS

DATE	TEAM	GP	GS	TACKLES								INTERCEPTIONS					FUMBLES				ST			MISC				
				TK	S	A	TFL	YDS	SK	YDS	QBH	NO	YDS	LG	TD	PD	FF	FR	TD	YDS	TK	S	A	FF	FR	S	A	
2021	Colts	15	15	32	16	16	3	11	4.0	23.0	10	0	0	0	0	1	1	2	0	0	0	0	0	0	0	0	0	0
2022	Colts	12	12	45	32	13	10	39	6.0	35.0	10	0	0	0	0	0	1	0	0	0	0	0	0	0	0	0	0	
2023	Colts	16	16	52	31	21	8	24	8.5	40.0	9	0	0	0	0	2	2	0	0	0	0	0	0	0	0	0		
TOTALS		43	43	129	79	50	21	74	18.5	98.0	29	0	0	0	0	1	3	5	0	0	0	0	0	0	0	0	0	

SINGLE-GAME HIGHS: DEFENSIVE

- Total Tackles** 9 at Dallas Cowboys, Dec 04, 2022
8 at New England Patriots, Nov 06, 2022
7 at Houston Texans, Sep 11, 2022
- Solo Tackles** 7 at New England Patriots, Nov 06, 2022
6 at Dallas Cowboys, Dec 04, 2022
...1 more at 6.
- Sacks** 2.0 at Tennessee Titans, Dec 03, 2023
...1 more at 2.0.
- Passes Defensed** 1 vs. New York Jets, Nov 04, 2021
- Forced Fumbles** 2 at Tennessee Titans, Dec 03, 2023
1 at Buffalo Bills, Nov 21, 2021
- Fumble Recoveries** 1 at Baltimore Ravens, Sep 24, 2023
...4 more at 1.
- Tackles For Loss** 2 vs. Jacksonville Jaguars, Sep 10, 2023
...2 more at 2.

2021 GAME-BY-GAME REGULAR-SEASON STATISTICS (COLTS)

DATE	OPPONENT	P/S	TACKLES								INTERCEPTIONS					FUMBLES				ST			MISC		SCORE			
			TK	S	A	SK	YDS	TFL	YDS	QBH	NO	YDS	LG	TD	PD	FF	FR	TD	YDS	TK	S	A	FF	FR		S	A	W/L
09/12	Seahawks	S	3	2	1	0.0	0.0	1	3	0	0	0	0	0	0	1	1	0	0	0	0	0	0	0	0	0	L	16-28
09/19	Rams	S	5	4	1	0.0	0.0	0	0	0	0	0	0	0	0	0	0	0	0	0	0	0	0	0	0	0	L	24-27
09/26	at Titans	S	0	0	0	0.0	0.0	0	0	0	0	0	0	0	0	0	0	0	0	0	0	0	0	0	0	0	L	16-25
10/03	at Dolphins																									W	27-17	
10/11	at Ravens																									L	25-31+	
10/17	Texans	S	1	1	0	0.0	0.0	0	0	0	0	0	0	0	0	0	0	0	0	0	0	0	0	0	0	0	W	31-3
10/24	at 49ers	S	4	1	3	0.0	0.0	0	0	0	0	0	0	0	0	1	1	0	0	0	0	0	0	0	0	0	W	30-18
10/31	Titans	S	1	0	1	0.0	0.0	0	0	0	0	0	0	0	0	0	0	0	0	0	0	0	0	0	0	0	L	31-34+
11/04	Jets	S	2	1	1	0.0	0.0	0	0	2	0	0	0	0	1	0	0	0	0	0	0	0	0	0	0	0	W	45-30
11/14	Jaguars	S	1	1	0	1.0	6.0	1	6	3	0	0	0	0	0	0	0	0	0	0	0	0	0	0	0	0	W	23-17
11/21	at Bills	S	1	1	0	1.0	8.0	0	0	0	0	0	0	0	0	1	0	0	0	0	0	0	0	0	0	0	W	41-15
11/28	Buccaneers	S	2	2	0	1.0	2.0	1	2	1	0	0	0	0	0	0	0	0	0	0	0	0	0	0	0	0	L	31-38
12/05	at Texans	S	2	1	1	0.0	0.0	0	0	1	0	0	0	0	0	0	0	0	0	0	0	0	0	0	0	0	W	31-0
12/18	Patriots	S	1	0	1	0.0	0.0	0	0	1	0	0	0	0	0	0	0	0	0	0	0	0	0	0	0	0	W	27-17
12/25	at Cardinals	S	1	1	0	0.0	0.0	0	0	0	0	0	0	0	0	0	0	0	0	0	0	0	0	0	0	0	W	22-16
01/02	Raiders	S	3	0	3	1.0	7.0	0	0	2	0	0	0	0	0	0	0	0	0	0	0	0	0	0	0	0	L	20-23
01/09	at Jaguars	S	5	1	4	0.0	0.0	0	0	0	0	0	0	0	0	0	0	0	0	0	0	0	0	0	0	0	L	11-26
2021 TOTALS		15-15	32	16	16	4.0	23.0	3	11	10	0	0	0	0	1	1	2	0	0	0	0	0	0	0	0	0	9-8	

+ - Overtime

2022 GAME-BY-GAME REGULAR-SEASON STATISTICS (COLTS)

DATE	OPPONENT	P/S	TACKLES							INTERCEPTIONS				FUMBLES			ST			MISC		W/L	SCORE				
			TK	S	A	SK	YDS	TFL	YDS	QBH	NO	YDS	LG	TD	PD	FF	FR	TD	YDS	TK	S			A	FF	FR	S
09/11	at Texans	S	7	6	1	2.0	11.0	2	11	2	0	0	0	0	0	0	0	0	0	0	0	0	0	0	0	T	20-20
09/18	at Jaguars	S	3	2	1	0.0	0.0	1	1	0	0	0	0	0	0	0	0	0	0	0	0	0	0	0	L	0-24	
09/25	Chiefs	S	3	3	0	0.0	0.0	1	1	0	0	0	0	0	0	0	0	0	0	0	0	0	0	0	W	20-17	
10/02	Titans	S	3	1	2	1.0	9.0	1	9	2	0	0	0	0	0	0	0	0	0	0	0	0	0	0	L	17-24	
10/06	at Broncos	S	0	0	0	0.0	0.0	0	0	1	0	0	0	0	0	0	0	0	0	0	0	0	0	0	W	12-9+	
10/16	Jaguars										INACTIVE													W	34-27		
10/23	at Titans										INACTIVE													L	10-19		
10/30	Commanders										INACTIVE													L	16-17		
11/06	at Patriots	S	8	7	1	1.0	6.0	1	6	1	0	0	0	0	0	0	0	0	0	0	0	0	0	0	L	3-26	
11/13	at Raiders	S	0	0	0	0.0	0.0	0	0	0	0	0	0	0	0	0	0	0	0	0	0	0	0	0	W	25-20	
11/20	Eagles										INACTIVE													L	16-17		
11/28	Steelers										INACTIVE													L	17-24		
12/04	at Cowboys	S	9	6	3	1.0	5.0	1	5	1	0	0	0	0	0	0	0	0	0	0	0	0	0	0	L	19-54	
12/17	at Vikings	S	6	5	1	1.0	4.0	2	5	2	0	0	0	0	0	0	0	0	0	0	0	0	0	0	L	36-39+	
12/26	Chargers	S	3	1	2	0.0	0.0	1	1	1	0	0	0	0	0	0	1	0	0	0	0	0	0	0	L	3-20	
01/01	at Giants	S	2	1	1	0.0	0.0	0	0	0	0	0	0	0	0	0	0	0	0	0	0	0	0	0	L	10-38	
01/08	Texas	S	1	0	1	0.0	0.0	0	0	0	0	0	0	0	0	0	0	0	0	0	0	0	0	0	L	31-32	
2022 TOTALS	12-12		45	32	13	6.0	35.0	10	39	10	0	0	0	0	0	0	1	1	0	0	0	0	0	0	0	4-12-1	

+ - Overtime

2023 GAME-BY-GAME REGULAR-SEASON STATISTICS (COLTS)

DATE	OPPONENT	P/S	TACKLES							INTERCEPTIONS				FUMBLES			ST			MISC		W/L	SCORE				
			TK	S	A	SK	YDS	TFL	YDS	QBH	NO	YDS	LG	TD	PD	FF	FR	TD	YDS	TK	S			A	FF	FR	S
09/10	Jaguars	S	4	3	1	1.0	3.0	2	4	1	0	0	0	0	0	0	0	0	0	0	0	0	0	0	0	L	21-31
09/17	at Texans	S	5	3	2	1.0	6.0	1	6	1	0	0	0	0	0	0	1	1	0	0	0	0	0	0	0	W	31-20
09/24	at Ravens	S	3	3	0	1.0	10.0	1	10	1	0	0	0	0	0	0	1	1	0	0	0	0	0	0	0	W	22-19+
10/01	Rams	S	0	0	0	0.0	0.0	0	0	1	0	0	0	0	0	0	0	0	0	0	0	0	0	0	0	L	23-29+
10/08	Titans										INACTIVE													W	23-16		
10/15	at Jaguars	S	2	0	2	0.0	0.0	0	0	0	0	0	0	0	0	0	0	0	0	0	0	0	0	0	0	L	20-37
10/22	Browns	S	5	4	1	0.0	0.0	0	0	0	0	0	0	0	0	0	0	0	0	0	0	0	0	0	0	L	38-39
10/29	Saints	S	6	4	2	0.0	0.0	1	0	0	0	0	0	0	0	0	0	0	0	0	0	0	0	0	0	L	27-38
11/05	at Panthers	S	3	0	3	0.5	5.0	0	0	1	0	0	0	0	0	0	0	0	0	0	0	0	0	0	0	W	27-13
11/12	at Patriots	S	3	2	1	1.0	0.0	0	0	1	0	0	0	0	0	0	0	0	0	0	0	0	0	0	0	W	10-6
11/26	Buccaneers	S	2	1	1	1.0	1.0	1	1	1	0	0	0	0	0	0	0	0	0	0	0	0	0	0	0	W	27-20
12/03	at Titans	S	6	4	2	2.0	15.0	0	0	0	0	0	0	0	0	2	0	0	0	0	0	0	0	0	0	W	31-28+
12/10	at Bengals	S	2	1	1	0.0	0.0	1	0	1	0	0	0	0	0	0	0	0	0	0	0	0	0	0	0	L	14-34
12/16	Steelers	S	4	2	2	0.0	0.0	1	3	0	0	0	0	0	0	0	0	0	0	0	0	0	0	0	0	W	30-13
12/24	at Falcons	S	2	2	0	1.0	0.0	0	0	1	0	0	0	0	0	0	0	0	0	0	0	0	0	0	0	L	10-29
12/31	Raiders	S	3	1	2	0.0	0.0	0	0	0	0	0	0	0	0	0	0	0	0	0	0	0	0	0	0	W	23-20
01/06	Texas	S	2	1	1	0.0	0.0	0	0	0	0	0	0	0	0	0	0	0	0	0	0	0	0	0	0	L	19-23
2023 TOTALS	16-16		52	31	21	8.5	40.0	8	24	9	0	0	0	0	0	2	2	0	0	0	0	0	0	0	0	9-8	

+ - Overtime

ALEC PIERCE

WIDE RECEIVER

14

6-3 211 LBS

NFL EXP: 3

(3RD YEAR WITH THE COLTS)

BORN: 5/2/00



**COLLEGE:
CINCINNATI**

4TH-AND-SHORT

- In his first two seasons, he appeared in 33 games (28 starts) and recorded 73 receptions for 1,107 yards and four touchdowns.
- Finished ninth in Cincinnati history in career receiving yards.
- Second Team All-AAC (2021).

DOWN THE STRETCH

What is on your bucket list: See all seven continents.

Do you have any pets: I have a dog at home, her name is Misty.

What is the best advice you've been given: Good things come to those that work.

Who was your favorite athlete growing up: Usain Bolt

Do you have any hidden talents: I'm very good at math.

What is your favorite food: Buffalo chicken wings

What are your hobbies off the field: I enjoy golfing, watching TV and playing video games.

Selected by the Colts in the second round (53rd overall) of the 2022 NFL Draft.

@alecpierce

@alecpierce

FAMILY OF ATHLETES

Growing up in Glen Ellyn, Ill., the Pierces were known around town for being a family full of athletes. It's not everyday that one household has five Division I athletes under the same roof. His parents were both student-athletes at Northwestern, where the couple met. Greg played football, while Stephanie was a standout volleyball player. The couple had three kids, Justin, Alec and Caden. Justin led the way by playing basketball at William & Mary before he played his last season at North Carolina. He played professional basketball overseas in Europe. Caden plays basketball at Princeton. He was named the Ivy League Player of the Year in 2024 and helped the team reach the Sweet 16 in 2023.

NFL HIGHLIGHTS

- He has played in 33 games (28 starts) in two seasons with the Colts (2022-23) and has recorded 73 receptions for 1,107 yards and four touchdowns.
- He played in all 17 games (16 starts) in 2023 and totaled 32 receptions for 514 yards and two touchdowns. In Week 3 at BAL, he caught three passes for 43 yards. In Week 7 vs. CLE, he caught three passes for 53 yards. In Week 8 vs. NO, he hauled in three receptions for 41 yards. In Week 13 at TEN, he registered three receptions for a single-game career-high 100 yards and one touchdown. In Week 17 vs. LV, he hauled in a 58-yard touchdown on a third-and-one in the second quarter, which marked his longest career reception.
- In 2022, he appeared in 16 games (12 starts) and tallied 41 receptions for 593 yards and two touchdowns. In Week 13 at DAL, he led the team in receiving with four receptions for 86 yards and one touchdown. In Week 18 vs. HOU, he compiled three receptions for 42 yards. He finished the season with 593 yards, which is the most by a Colts rookie since T.Y. Hilton in 2012 (861). Pierce finished sixth in the NFL among rookies in receiving yards (593).

COLLEGE HIGHLIGHTS

- Appeared in 45 games (30 starts) at Cincinnati (2018-21) and compiled 106 receptions for 1,851 yards (17.5 avg.) and 13 touchdowns. He finished ninth in Cincinnati history in career receiving yards.
- As a team captain in 2021, he earned Second Team All-AAC honors after he played in all 14 games (13 starts) and led the team in receiving with 52 receptions for 884 yards (17.0 avg.) and eight touchdowns. Became Cincinnati's first CoSIDA Academic All-America First Team honoree since 1997. Also was a CoSIDA Academic All-District honoree. Registered three 100-yard receiving games against East Carolina (136), Tulsa (113) and Notre Dame (144).
- As a junior, he appeared in six games (four starts) and tallied 17 receptions for 315 yards (18.5 avg.) and three touchdowns. He missed four games due to injury. He led the team in yards per reception. Compiled five receptions for 146 yards and one touchdown in Cincinnati's win

COLLEGE HIGHLIGHTS CONT...

- over No. 20 Tulsa in the AAC Championship game. His receiving yardage total was a single-game career-high.
- In 2019, he played in all 14 games (13 starts) and registered 37 receptions for 652 yards (17.6 avg.) and two touchdowns. He led the team in receiving yards and receiving average. Named to the AAC All-Academic Team.
- As a true freshman, he saw action in 11 games. Appearing mostly on special teams, he finished with six tackles and briefly practiced at linebacker in preparation for the Military Bowl against Virginia Tech.

PERSONAL

- Attended Glenbard West (Ill.) High School, where he helped the team to a West Suburban Silver Conference Championship as a two-way player.
- Named a three-star prospect and the No. 24 player in the state of Illinois by *247Sports*.
- In 2017, he was an Illinois High School Football Coaches Association (IHSFCA) Class 8A selection, earned a spot on the DuPage County All-Area Team and the Suburban Life All-Area team, MVP of the West Suburban Silver and a First Team All-League selection after he recorded 25 receptions for 372 yards and five touchdowns in addition to 3.0 sacks and four interceptions. He also returned punts.
- In 2016, he was part of the team's state semifinal squad. Also earned Illinois High School Football Coaches Association First Team All-State Class 8A honors, DuPage County football All-Area team accolades and All-West Suburban Silver honors after averaging nearly 30 yards on 28 catches and recording seven touchdowns.
- Also played volleyball, basketball and ran track.
- Graduated with a degree in mechanical engineering in 3.5 years.
- His father, Greg, played football at Northwestern and his mother, Stephanie, played volleyball at Northwestern. His brother, Justin, played basketball at William & Mary and North Carolina. His younger brother, Caden, plays basketball at Princeton.

ALEC PIERCE'S - NFL REGULAR SEASON STATISTICS

DATE	TEAM	GP	GS	RECEIVING					RUSHING				
				NO.	YDS.	AVG.	LG	TD	NO.	YDS.	AVG.	LG	TD
2022	Colts	16	12	41	593	14.5	47	2	0	0	0.0	0	0
2023	Colts	17	16	32	514	16.1	58t	2	0	0	0.0	0	0
TOTALS		33	28	73	1,107	15.2	58T	4	0	0	0.0	0	0

ALEC PIERCE'S - NFL REGULAR SEASON STATISTICS

DATE	TEAM	KICKOFF RETURNS					PUNT RETURNS					
		RET.	YDS.	AVG.	LG	TD	NO.	FC	YDS.	AVG.	LG	TD
2022	Colts	0	0	0.0	0	0	0	0	0	0.0	0	0
2023	Colts	0	0	0.0	0	0	0	0	0	0.0	0	0
TOTALS		0	0	0.0	0	0	0	0	0	0.0	0	0

SINGLE-GAME HIGHS: RECEIVING

- Receptions** 8 at Denver Broncos, Oct 06, 2022
4 vs. Tampa Bay Buccaneers, Nov 26, 2023
...2 more at 4.
- Receiving Yards** 100 at Tennessee Titans, Dec 03, 2023
86 at Dallas Cowboys, Dec 04, 2022
81 at Denver Broncos, Oct 06, 2022
- Receiving Average** 33.3 at Tennessee Titans, Dec 03, 2023
21.7 vs. Washington Commanders, Oct 30, 2022
21.5 at Dallas Cowboys, Dec 04, 2022
- Longest Receptions** 58t vs. Las Vegas Raiders, Dec 31, 2023
55 at Tennessee Titans, Dec 03, 2023
47 vs. Washington Commanders, Oct 30, 2022
- Receiving TDs** 1 vs. Las Vegas Raiders, Dec 31, 2023
...3 more at 1.
- All-Purpose Yards** 100 at Tennessee Titans, Dec 03, 2023
86 at Dallas Cowboys, Dec 04, 2022
81 at Denver Broncos, Oct 06, 2022
- Most TDs** 1 vs. Las Vegas Raiders, Dec 31, 2023
...3 more at 1.
- Miscellaneous Tackles** 1 at Atlanta Falcons, Dec 24, 2023
...1 more at 1.

100-YARD RECEIVING GAMES (1): REGULAR SEASON

DATE	TEAM	NO.	YDS.	AVG.	LG	TD
12/03/23	at Titans	3	100	33.3	55	1

2022 GAME-BY-GAME REGULAR-SEASON STATISTICS (COLTS)

DATE	OPPONENT	P/S	RECEIVING					RUSHING					TD	W/L/T	SCORE
			NO.	YDS.	AVG.	LG	TD	NO.	YDS.	AVG.	LG	TD			
09/11	at Texans	S	0	0	0.0	0	0	0	0	0.0	0	0	T	20-20	
09/18	at Jaguars												L	0-24	
09/25	Chiefs	P	3	61	20.3	30	0	0	0	0.0	0	0	W	20-17	
10/02	Titans	S	4	80	20.0	44	0	0	0	0.0	0	0	L	17-24	
10/06	at Broncos	S	8	81	10.1	17	0	0	0	0.0	0	0	W	12-9+	
10/16	Jaguars	S	3	49	16.3	32t	1	0	0	0.0	0	0	W	34-27	
10/23	at Titans	S	3	37	12.3	20	0	0	0	0.0	0	0	L	10-19	
10/30	Commanders	S	3	65	21.7	47	0	0	0	0.0	0	0	L	16-17	
11/06	at Patriots	S	1	23	23.0	23	0	0	0	0.0	0	0	L	3-26	
11/13	at Raiders	P	0	0	0.0	0	0	0	0	0.0	0	0	W	25-20	
11/20	Eagles	P	3	28	9.3	17	0	0	0	0.0	0	0	L	16-17	
11/28	Steelers	S	0	0	0.0	0	0	0	0	0.0	0	0	L	17-24	
12/04	at Cowboys	S	4	86	21.5	45	1	0	0	0.0	0	0	L	19-54	
12/17	at Vikings	S	0	0	0.0	0	0	0	0	0.0	0	0	L	36-39+	
12/26	Chargers	S	3	26	8.7	15	0	0	0	0.0	0	0	L	3-20	
01/01	at Giants	P	3	15	5.0	10	0	0	0	0.0	0	0	L	10-38	
01/08	Texans	S	3	42	14.0	18	0	0	0	0.0	0	0	L	31-32	
2022 TOTALS		16-12	41	593	14.5	47	2	0	0	0.0	0	0	0	4-12-1	

+ - Overtime

2023 GAME-BY-GAME REGULAR-SEASON STATISTICS (COLTS)

DATE	OPPONENT	P/S	RECEIVING					RUSHING					W/L	SCORE
			NO.	YDS.	AVG.	LG	TD	NO.	YDS.	AVG.	LG	TD		
09/10	Jaguars	S	1	5	5.0	5	0	0	0	0.0	0	0	L	21-31
09/17	at Texans	S	2	28	14.0	20	0	0	0	0.0	0	0	W	31-20
09/24	at Ravens	S	3	43	14.3	23	0	0	0	0.0	0	0	W	22-19+
10/01	Rams	S	1	38	38.0	38	0	0	0	0.0	0	0	L	23-29+
10/08	Titans	S	1	10	10.0	10	0	0	0	0.0	0	0	W	23-16
10/15	at Jaguars	S	3	25	8.3	14	0	0	0	0.0	0	0	L	20-37
10/22	Browns	S	3	53	17.7	32	0	0	0	0.0	0	0	L	38-39
10/29	Saints	S	3	41	13.7	19	0	0	0	0.0	0	0	L	27-38
11/05	at Panthers	S	0	0	0.0	0	0	0	0	0.0	0	0	W	27-13
11/12	at Patriots	S	1	21	21.0	21	0	0	0	0.0	0	0	W	10-6
11/26	Buccaneers	S	4	27	6.8	9	0	0	0	0.0	0	0	W	27-20
12/03	at Titans	S	3	100	33.3	55	1	0	0	0.0	0	0	W	31-28+
12/10	at Bengals	S	2	22	11.0	12	0	0	0	0.0	0	0	L	14-34
12/16	Steelers	S	1	13	13.0	13	0	0	0	0.0	0	0	W	30-13
12/24	at Falcons	S	3	30	10.0	16	0	0	0	0.0	0	0	L	10-29
12/31	Raiders	S	1	58	58.0	58t	1	0	0	0.0	0	0	W	23-20
01/06	Texans	P	0	0	0.0	0	0	0	0	0.0	0	0	L	19-23
2023 TOTALS		17-16	32	514	16.1	58T	2	0	0	0.0	0	0	9-8	

+ - Overtime

DANNY PINTER
CENTER

63

6-4 301 LBS
NFL EXP: 4
(4TH YEAR WITH THE COLTS)
BORN: 6/19/96



Selected by the Colts in the fifth round (149th overall) of the 2020 NFL Draft.



COLLEGE:
BALL STATE

4TH-AND-SHORT

- In his first four seasons, he appeared in 46 games (seven starts).
- In Week 9 of 2021, he caught a two-yard touchdown pass.
- In Week 12 of 2020 vs. TEN, he made his first career start at center.
- First Team All-MAC honors at right tackle (2019).
- Started his collegiate career at tight end before moving to tackle.

DOWN THE STRETCH

What is on your bucket list: Catch a marlin, visit every national park

Do you have any pets: I have one dog who is a lab/pit mix.

What is the best advice you've been given: You become what you think about.

Who is your mentor: My parents

Who is your favorite artist: Eric Church

What is your favorite food: Steak

What is your favorite vacation spot: Eagle River, Wisconsin

What is your favorite TV show: "River Monsters"

What is your favorite movie: "The Revenant"

What are your pet peeves: People who don't give full effort.

What is one thing you can't live without: A fishing rod

Who was your favorite athlete growing up: Brian Urlacher

What are your hobbies off the field: Fishing and hiking

 @dannypinter75

 @dannypinter75

INDIANA THROUGH AND THROUGH

Pinter has spent his entire life in the great state of Indiana. He grew up in South Bend and attended John Adams High School before accepting his only Division I scholarship offer from Ball State in Muncie, Ind. After a successful career at Ball State and earning First Team All-MAC honors in 2019, Pinter became the first player from South Bend drafted since Charles Swann in 1992. He enjoys playing professionally in the only state he knows. "I mean this state means a lot to me. I've lived here my whole life, I have played football here my whole life. So, to have the opportunity to stay here and stay around a bunch of people who helped me get to his point is – really, I can't put it into words. I mean I am so excited."

MR. VERSATILE

Pinter came into his freshman year at Ball State expecting to play tight end all four years. In high school, he tallied 46 receptions for 792 yards at tight end. After redshirting his freshman year in Muncie, he spent two seasons at tight end and totaled nine receptions for 56 yards and one touchdown. His coach came to him to see if he was willing to make the switch to tackle, and Pinter was all for it. He started all 24 games combined the next two seasons at right tackle while earning First Team All-MAC honors and Ball State's John Magnabosco award, which is given to the most outstanding player, in 2019. He is happy with the switch and knows it helped him get to the NFL. "I mean I love offensive line. It fits me well and it definitely helped me get to this point."

NFL HIGHLIGHTS

- In three seasons with Indianapolis (2020-23), he has seen action in 46 games (seven starts) on offense and special teams.
- Spent the 2023 season on the Injured Reserve list.
- In 2022, he appeared in 17 games (three starts) at right guard and center. He was part of an offensive line that helped Jonathan Taylor rush for 161 yards in Week 1 at HOU.
- Saw action in 16 games (three starts) in 2021. In Week 9 vs. NYJ, he caught a two-yard touchdown pass in the third quarter and became the first Colts offensive lineman to catch a touchdown pass since Anthony Castonzo in Week 11 of 2014. In Week 13 at HOU, he started at center and helped the offense rush for 238 yards. In Week 15 vs. NE, he contributed to the offense rushing for 226 yards. In Week 16 at ARI, he started at center and helped Jonathan Taylor rush for over 100 yards.
- In 2020, he appeared in 13 games (one start) on offense and special teams. He made his first career start at center in Week 12 vs. TEN. He saw action in one postseason contest.

COLLEGE HIGHLIGHTS

- Appeared in 43 games (35 starts) at Ball State (2015-19) while at both right tackle and tight end and was an All-MAC Academic selection four times (2016-19).
- As a senior, he was named a First Team All-MAC

COLLEGE HIGHLIGHTS CONT...

- selection after he started 12 games at right tackle and was one of two offensive linemen to start every game. Helped the offense rush for more than 200 yards in seven games, including a season-best 374 yards in a win over Toledo. He also earned Ball State's John Magnabosco Award, which is given to the most outstanding player, and the Ball State Dave McLain Leadership Award. He scored a five-yard touchdown on a lateral against Central Michigan.
- In 2018, he switched to offensive tackle and started all 12 games and was the only offensive lineman to start every game at the same position. Against Central Connecticut, he helped the offense rush for a season-high 316 yards. He helped block for a rushing attack that rushed 51 times in a win against Central Michigan.
- As a redshirt sophomore, he saw action in seven games (six starts) at tight end and recorded six receptions for 46 yards and one touchdown. Received the Ball State Ray Louthen Award, which is given to the most improved player. He suffered a season-ending injury against Central Michigan.
- In 2016, he appeared in 12 games (five starts) and tallied three receptions for 10 yards. Earned his first collegiate start at Indiana.
- Redshirted the 2015 season.

PERSONAL

- Attended John Adams High School in South Bend, Ind. and helped lead the team to an 18-14 record in his career, including the school's winningest season in more than 50 years his sophomore year.
- He was selected a team captain as a senior and was named an Indiana Football Coaches Association All-State selection after he totaled 27 receptions for 492 yards and two touchdowns as well as 66 tackles, 22.0 tackles for loss, 8.0 sacks and three blocked kicks. He also earned the team's MVP award.
- For his career, he totaled 46 receptions for 792 yards as well as 138 tackles, 40.0 tackles for loss and 12.0 sacks.
- Tallied four blocked kicks during his high school career.
- Lettered in basketball as well and helped the team to back-to-back sectional championships.
- As a junior, he earned the basketball team's Most Improved Player.
- Participated in the NFL's My Cause My Cleats initiative and represented the National Fallen Firefighters Foundation (2021-22) and the National Wildlife Federation (2020).
- In 2020, he volunteered in many Colts community initiatives, including four mobile pantry distributions, attending a Marion County Juvenile Detention Center activation event and meeting virtually with patients from Riley Hospital for Children.
- Majored in business administration.
- A native of South Bend, Ind.

ADDITIONAL TRANSACTIONS

- Re-signed by the Colts on March 20, 2024.

DANNY PINTER'S - NFL REGULAR SEASON STATISTICS

DATE	TEAM	GP	GS
2020	Colts	13	1
2021	Colts	16	3
2022	Colts	17	3
2023	Colts	0	0
TOTALS		46	7

DANNY PINTER'S - NFL POSTSEASON STATISTICS

DATE	TEAM	GP	GS
2020	Colts	1	0
TOTALS		1	0

2020 GAME-BY-GAME REGULAR-SEASON STATISTICS (COLTS)

DATE	OPPONENT	P/S	W/L	SCORE
09/13	at Jaguars	P	L	20-27
09/20	Vikings	P	W	28-11
09/27	Jets	P	W	36-7
10/04	at Bears	P	W	19-11
10/11	at Browns		L	23-32
10/18	Bengals		W	31-27
11/01	at Lions		W	41-21
11/08	Ravens	P	L	10-24
11/12	at Titans	P	W	34-17
11/22	Packers	P	W	34-31+
11/29	Titans	S	L	26-45
12/06	at Texans	P	W	26-20
12/13	at Raiders	P	W	44-27
12/20	Texans	P	W	27-20
12/27	at Steelers	P	L	24-28
01/03	Jaguars	P	W	28-14
2020 TOTALS	13-1		11-5	

+ - Overtime

2021 GAME-BY-GAME REGULAR-SEASON STATISTICS (COLTS)

DATE	OPPONENT	P/S	W/L	SCORE
09/12	Seahawks		L	16-28
09/19	Rams	P	L	24-27
09/26	at Titans	P	L	16-25
10/03	at Dolphins	P	W	27-17
10/11	at Ravens	P	L	25-31+
10/17	Texans	P	W	31-3
10/24	at 49ers	P	W	30-18
10/31	Titans	P	L	31-34+
11/04	Jets	P	W	45-30
11/14	Jaguars	P	W	23-17
11/21	at Bills	P	W	41-15
11/28	Buccaneers	P	L	31-38
12/05	at Texans	S	W	31-0
12/18	Patriots	S	W	27-17
12/25	at Cardinals	S	W	22-16
01/02	Raiders	P	L	20-23
01/09	at Jaguars	P	L	11-26
2021 TOTALS	16-3		9-8	

+ - Overtime

2022 GAME-BY-GAME REGULAR-SEASON STATISTICS (COLTS)

DATE	OPPONENT	P/S	W/L/T	SCORE
09/11	at Texans	S	T	20-20
09/18	at Jaguars	S	L	0-24
09/25	Chiefs	S	W	20-17
10/02	Titans	P	L	17-24
10/06	at Broncos	P	W	12-9+
10/16	Jaguars	P	W	34-27
10/23	at Titans	P	L	10-19
10/30	Commanders	P	L	16-17
11/06	at Patriots	P	L	3-26
11/13	at Raiders	P	W	25-20
11/20	Eagles	P	L	16-17
11/28	Steelers	P	L	17-24
12/04	at Cowboys	P	L	19-54
12/17	at Vikings	P	L	36-39+
12/26	Chargers	P	L	3-20
01/01	at Giants	P	L	10-38
01/08	Texans	P	L	31-32
2022 TOTALS		17-3	4-12-1	

+ - Overtime

2023 GAME-BY-GAME REGULAR-SEASON STATISTICS (COLTS)

DATE	OPPONENT	P/S	W/L	SCORE
09/10	Jaguars		L	21-31
09/17	at Texans		W	31-20
09/24	at Ravens		W	22-19+
10/01	Rams		L	23-29+
10/08	Titans		W	23-16
10/15	at Jaguars		L	20-37
10/22	Browns		L	38-39
10/29	Saints		L	27-38
11/05	at Panthers		W	27-13
11/12	at Patriots		W	10-6
11/26	Buccaneers		W	27-20
12/03	at Titans		W	31-28+
12/10	at Bengals		L	14-34
12/16	Steelers		W	30-13
12/24	at Falcons		L	10-29
12/31	Raiders		W	23-20
01/06	Texans		L	19-23
2023 TOTALS		0-0	9-8	

+ - Overtime

2020 GAME-BY-GAME POSTSEASON STATISTICS (COLTS)

DATE	OPPONENT	P/S	W/L	SCORE
01/09	at Bills	P	L	24-27
2020 TOTALS		1-0	0-1	

MICHAEL PITTMAN JR.

WIDE RECEIVER

11

6-4 223 LBS

NFL EXP: 5

(5TH YEAR WITH THE COLTS)

BORN: 10/5/97



COLLEGE:
USC

4TH-AND-SHORT

- In his first four seasons, he tallied 336 receptions for 3,662 yards and 15 touchdowns in 62 games (56 starts).
- Is one of four players in franchise history (Marvin Harrison, Reggie Wayne and Dallas Clark) to total 100 receptions and 1,000 receiving yards in a single season.
- In the 2020 AFC Wild Card matchup at Buffalo, he had 90 receiving yards, which were the second-most receiving yards by a Colts player in a playoff game in franchise history.
- His father, Michael, played 11 seasons in the NFL with the Cardinals (1998-2001), Buccaneers (2002-07) and Broncos (2008). He won Super Bowl XXXVII with the Buccaneers.

DOWN THE STRETCH

Do you have any nicknames: Pitt

What is the best advice you've been given:
Never be disadvantaged by giving your best effort.

Who is your mentor: My father and coaches

What is your favorite food: Spaghetti

What is your favorite vacation spot: Costa Rica

What is your favorite TV show: "Game of Thrones"

Do you have any hidden talents: Fishing

Who was your favorite athlete growing up:
Kobe Bryant

Who was your favorite athlete growing up:
Fishing and traveling



Selected by the Colts in the second round (34th overall) of the 2020 NFL Draft.

@MikePitt_Jr

@michael_pittman_jr

MICHAEL PITTMAN JR.

WIDE RECEIVER

PITTMAN FARMS

A native of Los Angeles, the farm life was something unfamiliar to Pittman Jr. But in deciding with his family to make Indiana their home for the future, buying a farm became more than just an idea or a hobby, but a new lifestyle. Fully embracing Indiana, Pittman Farms includes everything from horses, cows, chickens, goats and dogs to even an alpaca, emu and beehives. The farm life has become a grounding experience for Pittman Jr., being a constant for him amidst the grind of the season. Despite the extra work added from the upkeep of the animals and property, he credits the early rising and steady chore schedule in helping him perform on the field by creating a humbled, in-touch mindset.



A FAMILY BUSINESS

Pittman Jr. had a front-row seat to what it takes to make it to the NFL. His father, Michael Pittman Sr., played in the NFL for the Cardinals, Buccaneers and Broncos for a combined 11 seasons and accumulated 5,627 rushing yards and 3,512 receiving yards. He also won Super Bowl XXXVIII with the Bucs. Pittman Jr. leaned on his dad for advice throughout his journey to the NFL. "It's just awesome to have him because he's pretty much coached me up my whole life about the NFL, dealing with coaches, locker-room life and basically teaching me to be a football player throughout my whole life," Pittman Jr. said. His dad also always knew he would be a wide receiver. "He predicted that I was going to be a receiver because when I was in high school I played linebacker, I played safety and I played running back. So not until my junior year of high school is when I really started playing wideout. Then my freshman year when I was struggling, he told me that one day that I was going to be one of the top wideouts and I ended up being a finalist for the Biletnikoff."



NFL HIGHLIGHTS CONT...

- In four seasons with Indianapolis (2020-23), he has appeared in 62 games (56 starts) and has tallied 336 receptions for 3,662 yards and 15 touchdowns as well as 11 carries for 100 yards. Has started one postseason contest and had five receptions for 90 yards.
- He played in 16 games (15 starts) in 2023 and compiled 109 receptions for 1,152 yards and four touchdowns. In Week 3 at BAL, he collected nine receptions for 77 yards. He recorded eight receptions in three consecutive games for the first time in his career and is the first Colt to accomplish that feat since Reggie Wayne (Week 16-17 of 2011 and Week 1 of 2012). In Week 6 at JAX, he tallied nine receptions for 109 yards. In Week 7 vs. CLE, he recorded two receptions for 83 yards and a career-long 75-yard touchdown reception. He passed Nyheim Hines (52) for the seventh-longest streak with at least one reception in franchise history. In Week 8 vs. NO, he had a team-high eight receptions for 40 yards and one touchdown. In Week 9 at CAR, he caught eight passes for 64 yards. Pittman Jr. recorded his sixth game of the season with at least eight receptions. In Week 10 at NE, he paced the team with eight receptions for 84 yards. In Week 12 vs. TB, he paced the team with a season-high 10 receptions for 107 yards. It marked his eighth game this season with at least eight receptions, which passes Marvin Harrison (seven in 2001) for the second-most such games in single-season history. Pittman Jr. has recorded eight or more receptions in four consecutive games, which is the third-longest streak in franchise history. His 79 receiving yards in the first half are the third-most he has had in the opening half of a game and it marks the fourth time he has eclipsed 75 yards in the first half. In Week 13 at TEN, he led the team in receptions (11) and receiving yards (105). He also scored the game-ender in overtime on a four-yard reception. Pittman Jr. passed Marvin Harrison (311) for the most receptions by a Colts player in their first four seasons. He joined Harrison as the only two players in franchise history to have at least 10 receptions and 100 receiving yards in consecutive games. In Week 14 at CIN, he tallied team highs in receptions (eight) and receiving yards (95). He also scored the team's two-point conversion in the second quarter. Pittman Jr. tied Marvin Harrison for the longest streak of games with at least eight receptions in franchise history (six). In Week 15 vs. PIT, he registered team highs in receptions (four) and receiving yards (78). He eclipsed 1,000 receiving yards in a season for the second time in his career and became the fourth player in franchise history to have multiple 1,000-yard receiving seasons, joining Marvin Harrison (eight), Reggie Wayne (eight) and T.Y. Hilton (five). In Week 17 vs. LV, he accumulated a team-high five receptions for 46 yards. Pittman Jr. eclipsed 100 receptions for the season and established a new single-season career-high. Pittman Jr. became the fourth player in franchise history to catch 100 passes in a season, joining Dallas Clark, Marvin Harrison and Reggie Wayne. He is the first Colts

X @MikePitt_Jr

IG @michael_pittman_jr

MICHAEL PITTMAN JR.

WIDE RECEIVER

NFL HIGHLIGHTS CONT...

- player to tally 100 receptions in a season since Wayne in 2012 (106).
- In 2022, he started 16 games and recorded 99 receptions for 925 yards and four touchdowns as well as three carries for 30 yards. In Week 1 against HOU, he became the first Colts player to hit at least 100 receiving yards in Week 1 since Reggie Wayne (135) in 2012. In Week 6 vs. JAX, he led the team in receiving with a single-game career-high 13 receptions for 134 yards. It marked his fifth career 100-yard receiving game. In a Colts player's first 35 games, he ranks second all-time in 100-yard receiving games, trailing only T.Y. Hilton (11). He tallied the most receptions by a Colts player in a single game since Reggie Wayne in Week 5 of 2012 vs. GB (13). In Week 11 vs. PHI, he led the team in receiving with six receptions for 75 yards. In Week 12 vs. PIT, he recorded seven receptions for 61 yards and one touchdown. In Week 17 at NYG, he recorded a team-high six receptions for 41 yards and one touchdown.
 - Started all 17 games in 2021 and compiled 88 receptions for 1,082 yards and six touchdowns. He also added five carries for 44 yards. Pittman Jr. became just the 10th player in team history to register 1,000 receiving yards in a single season. In Week 2 vs. the LAR, he recorded then-single-game career highs in receptions (eight) and receiving yards (123). His 123 receiving yards were the most by an Indianapolis wide receiver since T.Y. Hilton (138) against the NYG in Week 16 of 2018. In Week 5 at BAL, he compiled six receptions for 89 yards and one touchdown. He registered four consecutive games with at least six receptions. In Week 7 at SF, he led the team in receiving with four receptions for 105 yards and one touchdown. He had the most receiving yards by a Colt through the first seven games of a season since Hilton in 2017. In Week 8 vs. TEN, he tallied then-single-game career highs in receptions (10) and receiving touchdowns (two) while accumulating 86 yards. He became the first Indianapolis wide receiver with two receiving touchdowns in the first quarter since Brandon Stokley on Thanksgiving in 2004 at DET (per NFL Research). In Week 17 vs. LV, he led the team in receiving with six receptions for 47 yards. He reached 1,000 receiving yards for the season. It marked his first career 1,000-yard receiving season. Pittman Jr. joined Hilton as the only players in team history to register 1,000 receiving yards in their second season. It marked the first time Indianapolis has had a 1,000-yard rusher (Jonathan Taylor) and 1,000-yard receiver in the same season since 2016 (Frank Gore, T.Y. Hilton).
 - In 2020, he competed in 13 games (eight starts) and tallied 40 receptions for 503 yards and one touchdown as well as three carries for 26 yards. In Week 9 vs. Baltimore, he registered four receptions for a game-high 56 yards. In Week 10 at Tennessee, he recorded then-career-highs in receptions (seven) and receiving yards (101). He became the first Colts' rookie to have 100 receiving yards in a single game since Donte Moncrief in 2014.

NFL HIGHLIGHTS CONT...

In Week 11 vs. Green Bay, he led the team in receiving for the second consecutive week with three receptions for 66 yards and his first-career touchdown. He recorded at least 55 receiving yards in three consecutive games and became only the fifth Colts rookie to log 55-plus receiving yards in three consecutive games (Edgerrin James, Marvin Harrison, Andre Rison and Bill Brooks, who did it twice). Started one postseason contest and had five receptions for 90 yards. His 90 yards were the second-most receiving yards by a Colts player in a playoff game in franchise history.

COLLEGE HIGHLIGHTS

- Appeared in 48 games (30 starts) at USC (2016-19) and tallied 171 receptions for 2,519 yards (14.7 avg.) and 19 touchdowns. He had nine 100-yard receiving games in his career and his 171 career receptions rank 12th in school history.
- In 2019, he was a team captain and started all 13 games and totaled 101 receptions for 1,275 yards (12.6 avg.) and 11 touchdowns. He ranked near the top of the nation per game in receptions (fifth), receiving yards (15th) and receiving touchdowns (19th). Among Pac-12 receivers, he ranked in the top three in receptions (first), receiving yards (third) and receiving touchdowns (second). He made the 2019 Associated Press Second Team All-America, Football Coaches Second Team All-America, Walter Camp Second Team All-America and Phil Steele Second Team All-America. He was awarded the 2019 Pop Warner College Football Award, which is given to a senior who made an impact on the field, classroom and community. Was a finalist for the Biletnikoff Award and for the Witten Award. Named the team's MVP and also won USC's Community Service Award and Lifters Award. Against Utah, he tallied 10 receptions for a career-high 232 yards and one touchdown. It was the fifth-most receiving yards in a game by a Trojan in school history.
- As a junior, he earned All-Pac-12 Honorable Mention honors after he recorded 41 receptions for 758 yards (18.5 avg.) and six touchdowns. Also was named to the Phil Steele Second Team All-Pac-12. His yards per reception ranked first in the Pac-12 and ranked 19th nationally and he earned USC's Offensive Perimeter Player of the Year Award.
- In 2017, he saw action in 11 games (six starts) and accumulated 23 receptions for 404 yards (17.6 avg.) and two touchdowns. He also added six tackles, one blocked punt and two punt returns for 89 yards and one touchdown. Named a First Team All-Pac-12 selection as a special teams player and was selected as USC's Co-Special Teams Player of the Year. Against UCLA, he returned a punt for a 72-yard touchdown and went on to win Pac-12 Special Teams Player of the Week.

X @MikePitt_Jr

IG @michael_pittman_jr

COLLEGE HIGHLIGHTS CONT...

- As a true freshman, he appeared in 13 games on offense and special teams and totaled six receptions for 82 yards (13.7). He also tallied two punt returns for 63 yards (31.5 avg.) and four kickoff returns for 31 yards (7.8 avg.). On special teams, he added seven tackles, one forced fumble and a blocked punt.

PERSONAL

- Attended Oaks Christian High School in Westlake Village, Calif.
- Named 2015 Parade First Team All-America and *USA Today's* All-California Offensive Player of the Year.
- As a senior, he played both wide receiver and safety and totaled 81 receptions for 1,990 yards and 24 touchdowns as well as 31 tackles and an interception. Also added 17 kickoff returns for 477 yards and one touchdown.
- As a junior, he was named a Cal-Hi Sports Second Team All-State Junior choice, *Los Angeles Daily News* First Team All-Area selection and All-Marmonte League Co-Receiver of the Year after recording 47 receptions for 914 yards and 12 touchdowns.
- His father, Michael, played 11 seasons in the NFL with the Cardinals (1998-2001), Buccaneers (2002-07) and Broncos (2008). He won Super Bowl XXXVII with the Buccaneers.
- His brother, Mycah, is a wide receiver at Florida State. Mycah previously played at the University of Oregon (2019-21). The duo played each other on Nov. 2, 2019 when USC hosted Oregon. Michael (eight receptions for 37 yards) and Mycah (three receptions for 36 yards) each registered a receiving touchdown as the Ducks won, 56-24.
- He was also recruited as a safety and linebacker.
- Participated in the NFL's My Cause My Cleats initiative and represented the National Stuttering Association (2020, 2023).
- In 2020, he met with kids virtually from Riley Hospital for Children.
- Majored in sociology at USC.
- Him and his wife, Kianna, have a daughter, Mila, and son, Michael Pittman III.
- A native of Woodland Hills, Calif.

MICHAEL PITTMAN JR.

WIDE RECEIVER



MICHAEL PITTMAN JR.'S - NFL REGULAR SEASON STATISTICS

DATE	TEAM	RECEIVING							RUSHING				
		GP	GS	NO.	YDS.	AVG.	LG	TD	NO.	YDS.	AVG.	LG	TD
2020	Colts	13	8	40	503	12.6	45t	1	3	26	8.7	21	0
2021	Colts	17	17	88	1,082	12.3	57	6	5	44	8.8	25	0
2022	Colts	16	16	99	925	9.3	28	4	3	30	10.0	19	0
2023	Colts	16	15	109	1,152	10.6	75t	4	0	0	0.0	0	0
TOTALS		62	56	336	3,662	10.9	75T	15	11	100	9.1	25	0

MICHAEL PITTMAN JR.'S - NFL POSTSEASON STATISTICS

DATE	TEAM	RECEIVING							RUSHING				
		GP	GS	NO.	YDS.	AVG.	LG	TD	NO.	YDS.	AVG.	LG	TD
2020	Colts	1	1	5	90	18.0	32	0	1	11	11.0	11	0
TOTALS		1	1	5	90	18.0	32	0	1	11	11.0	11	0

MICHAEL PITTMAN JR.'S - NFL REGULAR SEASON STATISTICS

DATE	TEAM	KICKOFF RETURNS					PUNT RETURNS					
		RET.	YDS.	AVG.	LG	TD	NO.	FC	YDS.	AVG.	LG	TD
2020	Colts	0	0	0.0	0	0	0	0	0	0.0	0	0
2021	Colts	0	0	0.0	0	0	0	0	0	0.0	0	0
2022	Colts	0	0	0.0	0	0	0	0	0	0.0	0	0
2023	Colts	0	5	0.0	5	0	0	0	0	0.0	0	0
TOTALS		0	5	0.0	5	0	0	0	0	0.0	0	0

MICHAEL PITTMAN JR.'S - NFL POSTSEASON STATISTICS

DATE	TEAM	KICKOFF RETURNS					PUNT RETURNS					
		RET.	YDS.	AVG.	LG	TD	NO.	FC	YDS.	AVG.	LG	TD
2020	Colts	0	0	0.0	0	0	0	0	0	0.0	0	0
TOTALS		0	0	0.0	0	0	0	0	0	0.0	0	0

SINGLE-GAME HIGHS: RUSHING/RECEIVING

Rush Attempts 2 at Minnesota Vikings, Dec 17, 2022
...1 more at 2.

Rushing Yards 33 at Houston Texans, Dec 05, 2021
30 at Minnesota Vikings, Dec 17, 2022
21 at Tennessee Titans, Nov 12, 2020
25 at Houston Texans, Dec 05, 2021

Longest Runs 21 at Tennessee Titans, Nov 12, 2020
19 at Minnesota Vikings, Dec 17, 2022

Receptions 13 vs. Jacksonville Jaguars, Oct 16, 2022
11 at Tennessee Titans, Dec 03, 2023
10 vs. Tampa Bay Buccaneers, Nov 26, 2023
...2 more at 10.

Receiving Yards 134 vs. Jacksonville Jaguars, Oct 16, 2022
123 vs. Los Angeles Rams, Sep 19, 2021
121 at Houston Texans, Sep 11, 2022

Receiving Average 26.3 at San Francisco 49ers, Oct 24, 2021
22.0 vs. Green Bay Packers, Nov 22, 2020
19.5 vs. Pittsburgh Steelers, Dec 16, 2023

Longest Receptions 75t vs. Cleveland Browns, Oct 22, 2023
57 at San Francisco 49ers, Oct 24, 2021
45t vs. Green Bay Packers, Nov 22, 2020

Receiving TDs 2 vs. Tennessee Titans, Oct 31, 2021
1 at Tennessee Titans, Dec 03, 2023
...12 more at 1.

All-Purpose Yards 134 vs. Jacksonville Jaguars, Oct 16, 2022
123 vs. Los Angeles Rams, Sep 19, 2021
122 at Tennessee Titans, Nov 12, 2020

Kickoff Return Yards 5 vs. Houston Texans, Jan 06, 2024

Most TDs 2 vs. Tennessee Titans, Oct 31, 2021
1 at Tennessee Titans, Dec 03, 2023
...12 more at 1.

Miscellaneous Tackles 1 vs. Jacksonville Jaguars, Sep 10, 2023
...6 more at 1.

MICHAEL PITTMAN JR.

WIDE RECEIVER



SINGLE-GAME HIGHS - POSTSEASON: RUSHING/RECEIVING

Rush Attempts 1 at Buffalo Bills, Jan 09, 2021
Rushing Yards 11 at Buffalo Bills, Jan 09, 2021
Longest Runs 11 at Buffalo Bills, Jan 09, 2021
Receptions 5 at Buffalo Bills, Jan 09, 2021

Receiving Yards 90 at Buffalo Bills, Jan 09, 2021
Receiving Average 18.0 at Buffalo Bills, Jan 09, 2021
Longest Receptions 32 at Buffalo Bills, Jan 09, 2021
 31 at Buffalo Bills, Jan 09, 2021
 22 at Buffalo Bills, Jan 09, 2021
All-Purpose Yards 101 at Buffalo Bills, Jan 09, 2021

100-YARD RECEIVING GAMES (8): REGULAR SEASON

DATE	TEAM	NO.	YDS.	AVG.	LG	TD
11/12/20	at Titans	7	101	14.4	40	0
09/19/21	RAMS	8	123	15.4	42	0
10/24/21	at 49ers	4	105	26.3	57	1
09/11/22	at Texans	9	121	13.4	28	1
10/16/22	JAGUARS	13	134	10.3	20	0
10/15/23	at Jaguars	9	109	12.1	40	0
11/26/23	BUCCANEERS	10	107	10.7	24	0
12/03/23	at Titans	11	105	9.5	14	1

2020 GAME-BY-GAME REGULAR-SEASON STATISTICS (COLTS)

DATE	OPPONENT	P/S	RECEIVING					RUSHING					W/L	SCORE
			NO.	YDS.	AVG.	LG	TD	NO.	YDS.	AVG.	LG	TD		
09/13	at Jaguars	P	2	10	5.0	5	0	0	0.0	0	0	0	L	20-27
09/20	Vikings	P	4	37	9.3	16	0	0	0.0	0	0	0	W	28-11
09/27	Jets	S	3	26	8.7	13	0	0	0.0	0	0	0	W	36-7
10/04	at Bears												W	19-11
10/11	at Browns												L	23-32
10/18	Bengals												W	31-27
11/01	at Lions	P	1	6	6.0	6	0	0	0.0	0	0	0	W	41-21
11/08	Ravens	S	4	56	14.0	18	0	0	0.0	0	0	0	L	10-24
11/12	at Titans	S	7	101	14.4	40	0	1	21	21.0	21	0	W	34-17
11/22	Packers	S	3	66	22.0	45t	1	0	0.0	0	0	0	W	34-31+
11/29	Titans	S	2	28	14.0	14	0	0	0.0	0	0	0	L	26-45
12/06	at Texans	P	5	46	9.2	13	0	0	0.0	0	0	0	W	26-20
12/13	at Raiders	P	2	42	21.0	23	0	1	3	3.0	3	0	W	44-27
12/20	Texans	S	2	19	9.5	13	0	0	0.0	0	0	0	W	27-20
12/27	at Steelers	S	3	38	12.7	26	0	0	0.0	0	0	0	L	24-28
01/03	Jaguars	S	2	28	14.0	15	0	1	2	2.0	2	0	W	28-14
2020 TOTALS	13-8		40	503	12.6	45T	1	3	26	8.7	21	0	11-5	

+ - Overtime

2021 GAME-BY-GAME REGULAR-SEASON STATISTICS (COLTS)

DATE	OPPONENT	P/S	RECEIVING					RUSHING					W/L	SCORE
			NO.	YDS.	AVG.	LG	TD	NO.	YDS.	AVG.	LG	TD		
09/12	Seahawks	S	3	29	9.7	14	0	0	0.0	0	0	0	L	16-28
09/19	Rams	S	8	123	15.4	42	0	0	0.0	0	0	0	L	24-27
09/26	at Titans	S	6	68	11.3	18	0	1	5	5.0	5	0	L	16-25
10/03	at Dolphins	S	6	59	9.8	20	0	0	0.0	0	0	0	W	27-17
10/11	at Ravens	S	6	89	14.8	42t	1	0	0.0	0	0	0	L	25-31+
10/17	Texans	S	2	35	17.5	18	0	1	3	3.0	3	0	W	31-3
10/24	at 49ers	S	4	105	26.3	57	1	0	0.0	0	0	0	W	30-18
10/31	Titans	S	10	86	8.6	38	2	0	0.0	0	0	0	L	31-34+
11/04	Jets	S	5	64	12.8	19	1	0	0.0	0	0	0	W	45-30
11/14	Jaguars	S	5	71	14.2	27	0	0	0.0	0	0	0	W	23-17
11/21	at Bills	S	2	23	11.5	18	0	0	0.0	0	0	0	W	41-15
11/28	Buccaneers	S	4	53	13.3	23	0	0	0.0	0	0	0	L	31-38
12/05	at Texans	S	6	77	12.8	17	0	2	33	16.5	25	0	W	31-0
12/18	Patriots	S	1	7	7.0	7	0	0	0.0	0	0	0	W	27-17
12/25	at Cardinals	S	8	82	10.3	20	0	1	3	3.0	3	0	W	22-16
01/02	Raiders	S	6	47	7.8	12	0	0	0.0	0	0	0	L	20-23
01/09	at Jaguars	S	6	64	10.7	21	1	0	0.0	0	0	0	L	11-26
2021 TOTALS	17-17		88	1,082	12.3	57	6	5	44	8.8	25	0	9-8	

+ - Overtime

MICHAEL PITTMAN JR.

WIDE RECEIVER



2022 GAME-BY-GAME REGULAR-SEASON STATISTICS (COLTS)

DATE	OPPONENT	P/S	RECEIVING				RUSHING				TD	W/L/T	SCORE	
			NO.	YDS.	AVG.	LG	NO.	YDS.	AVG.	LG				
09/11	at Texans	S	9	121	13.4	28	1	0	0	0.0	0	0	T	20-20
09/18	at Jaguars						INACTIVE						L	0-24
09/25	Chiefs	S	8	72	9.0	26	0	0	0	0.0	0	0	W	20-17
10/02	Titans	S	3	31	10.3	14	0	0	0	0.0	0	0	L	17-24
10/06	at Broncos	S	5	59	11.8	19	0	0	0	0.0	0	0	W	12-9+
10/16	Jaguars	S	13	134	10.3	20	0	0	0	0.0	0	0	W	34-27
10/23	at Titans	S	6	58	9.7	14	0	0	0	0.0	0	0	L	10-19
10/30	Commanders	S	7	53	7.6	16	0	0	0	0.0	0	0	L	16-17
11/06	at Patriots	S	3	22	7.3	10	0	0	0	0.0	0	0	L	3-26
11/13	at Raiders	S	7	53	7.6	18	0	0	0	0.0	0	0	W	25-20
11/20	Eagles	S	6	75	12.5	24	0	0	0	0.0	0	0	L	16-17
11/28	Steelers	S	7	61	8.7	28	1	0	0	0.0	0	0	L	17-24
12/04	at Cowboys	S	2	16	8.0	11	0	0	0	0.0	0	0	L	19-54
12/17	at Vikings	S	10	60	6.0	15	0	2	30	15.0	19	0	L	36-39+
12/26	Chargers	S	4	39	9.8	19	0	0	0	0.0	0	0	L	3-20
01/01	at Giants	S	6	41	6.8	15	1	0	0	0.0	0	0	L	10-38
01/08	Texans	S	3	30	10.0	23	1	1	0	0.0	0	0	L	31-32
2022 TOTALS	16-16		99	925	9.3	28	4	3	30	10.0	19	0	4-12-1	

+ - Overtime

2023 GAME-BY-GAME REGULAR-SEASON STATISTICS (COLTS)

DATE	OPPONENT	P/S	RECEIVING				RUSHING				TD	W/L	SCORE	
			NO.	YDS.	AVG.	LG	NO.	YDS.	AVG.	LG				
09/10	Jaguars	S	8	97	12.1	39t	1	0	0	0.0	0	0	L	21-31
09/17	at Texans	S	8	56	7.0	12	0	0	0	0.0	0	0	W	31-20
09/24	at Ravens	S	9	77	8.6	34	0	0	0	0.0	0	0	W	22-19+
10/01	Rams	S	1	15	15.0	15	0	0	0	0.0	0	0	L	23-29+
10/08	Titans	S	5	52	10.4	27	0	0	0	0.0	0	0	W	23-16
10/15	at Jaguars	S	9	109	12.1	40	0	0	0	0.0	0	0	L	20-37
10/22	Browns	S	2	83	41.5	75t	1	0	0	0.0	0	0	L	38-39
10/29	Saints	S	8	40	5.0	10t	1	0	0	0.0	0	0	L	27-38
11/05	at Panthers	S	8	64	8.0	16	0	0	0	0.0	0	0	W	27-13
11/12	at Patriots	S	8	84	10.5	14	0	0	0	0.0	0	0	W	10-6
11/26	Buccaneers	S	10	107	10.7	24	0	0	0	0.0	0	0	W	27-20
12/03	at Titans	S	11	105	9.5	14	1	0	0	0.0	0	0	W	31-28+
12/10	at Bengals	P	8	95	11.9	31	0	0	0	0.0	0	0	L	14-34
12/16	Steelers	S	4	78	19.5	42	0	0	0	0.0	0	0	W	30-13
12/24	at Falcons						INACTIVE						L	10-29
12/31	Raiders	S	5	46	9.2	20	0	0	0	0.0	0	0	W	23-20
01/06	Texans	S	5	44	8.8	18	0	0	0	0.0	0	0	L	19-23
2023 TOTALS	16-15		109	1,152	10.6	75T	4	0	0	0.0	0	0	9-8	

+ - Overtime

2020 GAME-BY-GAME POSTSEASON STATISTICS (COLTS)

DATE	OPPONENT	P/S	RECEIVING				RUSHING				TD	W/L	SCORE	
			NO.	YDS.	AVG.	LG	NO.	YDS.	AVG.	LG				
01/09	at Bills	S	5	90	18.0	32	0	1	11	11.0	11	0	L	24-27
2020 TOTALS	1-1		5	90	18.0	32	0	1	11	11.0	11	0	0-1	

BERNHARD RAIMANN

TACKLE
(BERR-nard RY-man)

79

6-6 303 LBS

NFL EXP: 3

(3RD YEAR WITH THE COLTS)

BORN: 9/23/97



COLLEGE:
CENTRAL MICHIGAN

4TH-AND-SHORT

- In his first two seasons, he appeared in 31 games (26 starts) at left tackle.
- First Team All-MAC (2021).
- Made the transition from tight end to left tackle after the 2019 season.
- First encountered football as a 14-year-old with the American football club Vienna Vikings in Austria.

DOWN THE STRETCH

What is on your bucket list: I want to sky dive.

Pets: A rabbit and a dog.

What is the best advice you've been given: To always live in the moment.

Who is your favorite artist: I don't really have one specific artist. I like a bunch of different genres.

What is your favorite TV show: "The Walking Dead"

What is your favorite food: Gulasch mit Semmelknödel

What are your hobbies off the field: I enjoy playing other sports like soccer, beach volleyball and skiing. I fish, I love hanging out with family, my wife and friends.



Selected by the Colts in the third round (77th overall) of the 2022 NFL Draft.

@BernhardRaimann

@bernhard_raimann

TAKING A DIFFERENT ROUTE

Raimann didn't know the game of American football existed until he was 13 years old. He was fascinated by the game and decided he wanted to pursue it. Raimann tried out for the Vienna Vikings as a 14-year-old, which is similar to a local club team. He trained with the team, which has a program similar to what European soccer clubs do with different levels for different age groups. He played wide receiver and learned the game. As a junior in high school, Raimann was a foreign exchange student and spent the year in Delton, Mich. He played tight end and defensive end that season before returning to Austria. Raimann gained enough recognition to receive interest from Central Michigan. After completing a six-month military service obligation in Austria, he returned to Michigan to continue his football career and the rest is history.

**NFL HIGHLIGHTS**

- He has played in 31 games (26 starts) in two seasons with the Colts (2022-23).
- In 2023, he started 15 games at left tackle. In Week 2 at HOU, he started at left tackle and was part of an offensive line that did not allow a sack. In Week 3 at BAL, he started at left tackle for a line that paved the way for Zack Moss to rush for a career-high 122 yards. In Week 10 at NE, he started at left tackle for a line that didn't allow a sack. In Week 18 vs. HOU, he started at right tackle for a line that paved the way for the offense to rush for 227 yards, including Jonathan Taylor rushing for a single-game single-season high 188 yards.
- He appeared in 16 games (11 starts) in 2022 at left tackle. He made his first career start in Week 5 at DEN. In Week 10 at LV, he was part of an offensive line that paved the way for the Colts to rush for 207 yards.

COLLEGE HIGHLIGHTS

- Appeared in 44 games (29 starts) at Central Michigan (2018-21) and made 18 starts at left tackle and 11 starts at tight end.
- In 2021, he was named a First Team All-MAC choice after he started all 12 games at left tackle and helped the Central Michigan offense average 32.21 points per game and 179.2 rushing yards per game. Named the MAC Medal of Excellence award winner, which is presented annually to one male and one female student-

COLLEGE HIGHLIGHTS CONT...

- athlete from each of the MAC schools. The student had to compete in a varsity sport, have at least a 3.5 grade-point average and show athletics excellence, leadership and service.
- Started all six games at left tackle in 2020 and helped pave the way for an offense that averaged 218.2 rushing yards per game. Named to Phil Steele's All-MAC Fourth Team and garnered Academic All-MAC accolades.
- In 2019, he saw action in 14 games (seven starts) at tight end and compiled 10 receptions for 76 yards. Named an Academic All-MAC selection. In a win against Toledo, he tallied a single-season career-high 21-yard reception.
- Competed in 12 games (four starts) in 2018 and registered 10 receptions for 88 yards. Recorded single-game career highs in receptions (three) and receiving yards (26) against Kansas.

PERSONAL

- Played one season of football at Delton Kellogg (Mich.) High School as a foreign exchange student his junior year before returning to Austria.
- Competed at wide receiver in high school and helped his team reach the postseason for the first time since 2001.
- Also lettered in wrestling and track at Delton Kellogg.
- Received offers from Eastern Michigan and Central Michigan after one season of high school football.
- Competed in the 2022 Senior Bowl.
- His host father, Rollie Ferris, played offensive line at Central Michigan (1995-97). Rollie's son, Tyden, will be entering his redshirt senior season in 2022 as a starting guard for the Chippewas.
- After his high school graduation, he had to complete a six-month military service obligation in Austria and officially grayshirted the 2017 season.
- First encountered football as a 14-year-old with the American football club Vienna Vikings in Austria. Began career as a wide receiver, participated on the U19 national team and won the Austrian Bowl in his last year.
- Participated in the NFL's My Cause My Cleats initiative and represented Kicking the Stigma (2023).
- Graduated with a double major in actuarial science and statistics.
- Has gained nearly 90 pounds since he arrived in the U.S.
- First name is pronounced BERR-nard.
- Last name is pronounced RY-man.
- A native of Vienna, Austria.

BERNHARD RAIMANN'S - NFL REGULAR SEASON STATISTICS

DATE	TEAM	GP	GS
2022	Colts	16	11
2023	Colts	15	15
TOTALS		31	26

2022 GAME-BY-GAME REGULAR-SEASON STATISTICS (COLTS)

DATE	OPPONENT	P/S	W/L/T	SCORE
09/11	at Texans	P	T	20-20
09/18	at Jaguars	P	L	0-24
09/25	Chiefs		W	20-17
10/02	Titans	P	L	17-24
10/06	at Broncos	S	W	12-9+
10/16	Jaguars	S	W	34-27
10/23	at Titans	P	L	10-19
10/30	Commanders	P	L	16-17
11/06	at Patriots	S	L	3-26
11/13	at Raiders	S	W	25-20
11/20	Eagles	S	L	16-17
11/28	Steelers	S	L	17-24
12/04	at Cowboys	S	L	19-54
12/17	at Vikings	S	L	36-39+
12/26	Chargers	S	L	3-20
01/01	at Giants	S	L	10-38
01/08	Texans	S	L	31-32
2022 TOTALS		16-11	4-12-1	

+- Overtime

2023 GAME-BY-GAME REGULAR-SEASON STATISTICS (COLTS)

DATE	OPPONENT	P/S	W/L	SCORE
09/10	Jaguars	S	L	21-31
09/17	at Texans	S	W	31-20
09/24	at Ravens	S	W	22-19+
10/01	Rams		L	23-29+
10/08	Titans		W	23-16
10/15	at Jaguars	S	L	20-37
10/22	Browns	S	L	38-39
10/29	Saints	S	L	27-38
11/05	at Panthers	S	W	27-13
11/12	at Patriots	S	W	10-6
11/26	Buccaneers	S	W	27-20
12/03	at Titans	S	W	31-28+
12/10	at Bengals	S	L	14-34
12/16	Steelers	S	W	30-13
12/24	at Falcons	S	L	10-29
12/31	Raiders	S	W	23-20
01/06	Texans	S	L	19-23
2023 TOTALS		15-15	9-8	

+- Overtime

LUKE RHODES
LONG SNAPPER

46

AP AP
'21 '21 '20



6-2 238 LBS
NFL EXP: 8
(9TH YEAR WITH THE COLTS)
BORN: 12/2/92

Tribe COLLEGE:
WILLIAM & MARY

4TH-AND-SHORT

- 2x Associated Press All-Pro selection (2021, First Team; 2020, Second Team).
- Pro Bowl selection (2021).
- In his first eight seasons, he recorded 14 special teams stops in 118 games.
- Started his NFL career as a linebacker before switching to long snapper after the 2016 season.

DOWN THE STRETCH

Favorite team outside of football: Pittsburgh Penguins

Favorite musician and/or song: Eminem or Chainsmokers

Hobbies outside of football: Skiing

What is something interesting about you that most people may not know: I was adopted.

Favorite vacation spot: Bethany Beach, Del.

Favorite movie: "The Day After Tomorrow"

What's the one thing you couldn't live without: Family

Do you have any pets: I have a Pit Bull named Harper.

Pregame ritual: I wouldn't say a ritual, but more of just relaxing, listening to music and joking around. Try to stay calm and not get too tight.

Who is your inspiration: I would say my dad. He played college football as a guard at Navy and was in the military for a long time and he got sick and fought through it and is still living today so he is definitely most of my inspiration.

Originally signed to the Colts practice squad on October 5, 2016.

X @L_RHODES50

@L_RHODES50



SECOND TEAM ALL-PRO

In 2020 and 2021, Rhodes earned Associated Press All-Pro accolades (2020, Second Team; 2021, First Team) after he handled long snapping duties. In 2020, Rhodes and safety George Odum became the first Indianapolis special teams players to earn All-Pro recognition since 2014 when kicker Adam Vinatieri and punter Pat McAfee were each named First Team All-Pro. Wide receiver Ashton Dulin joined Rhodes in 2021 as All-Pro selections.



CONVERTING TO LONG SNAPPER

In 2016, Rhodes competed as a linebacker, mainly on special teams. The following season, the Colts moved Rhodes to long snapper. Transitioning to a new position can be challenging and he was certainly welcomed to the position during the team's first preseason game where Indianapolis was punting out of its own end zone. Rhodes successfully made the adjustment and assisted kicker Adam Vinatieri and punter Rigoberto Sanchez to impactful campaigns in 2017. He snapped for Vinatieri to convert 29-of-34 field goals (85.3) and 22-of-24 extra points for 109 points on the season. Sanchez totaled 84 punts for 3,764 yards, a 44.8 average, a 42.6 net average and 28 kicks pinned inside the 20-yard line. He was named to the 2017 PFWA All-Rookie team, set franchise rookie records for total punts and punt yards and set the NFL record for net punting average by a rookie punter.



FAMILY INSPIRATION

Rhodes has been inspired by his father, Doug Rhodes, who battled brain cancer. "They gave my dad six weeks to live, and we're over a decade now. Pretty powerful." Rhodes helped raise awareness for the disease by participating in the My Cause My Cleats during both the 2017 and 2018 seasons. He wore green and orange cleats to support the National Brain Tumor Society.



NFL HIGHLIGHTS

- In eight seasons with the Colts, has competed in 118 career games as both a linebacker and long snapper and has recorded 14 special teams tackles. Has appeared in three postseason contests.
- He saw action in all 17 games in 2023 and totaled three special teams stops.
- In 2022, he saw action in 17 games and compiled three special teams stops.
- Selected as an Associated Press First Team All-Pro and was named to the Pro Bowl after he saw action in 16 games on special teams in 2021.
- In 2020, he earned Associated Press Second Team All-Pro honors after he played in all 16 games on special teams and had three tackles. Competed in one postseason contest.
- Appeared in all 16 games in 2019 and had one special teams tackle.
- In 2018, he appeared on special teams in all 16 games and had four special teams stops. Appeared in two postseason games on special teams. He snapped for Adam Vinatieri in Week 8 at Oakland when Vinatieri broke the record for most points scored in NFL history.
- Made the switch from linebacker to long snapper in 2017 and competed in all 16 games.
- Played in four games in 2016 at linebacker.

COLLEGE HIGHLIGHTS

- Started 45-of-47 games played at William & Mary, finishing with 341 tackles (172 solo), 20.0 tackles for loss, 5.5 sacks, 19 passes defended, one interception, six forced fumbles and two fumble recoveries.
- Was a three-time First Team All-Colonial Athletic Association selection, while earning Virginia Sports Information Directors All-State honors all three seasons.
- Started all 12 games he played in as a senior in 2015, totaling 78 tackles (44 solo), 5.5 tackles for loss, four passes defended, two forced fumbles and one fumble recovery.
- Selected as the only Football Championship Series player named to the Butkus Award Watch list and was invited to participate in the NFLPA Collegiate Bowl.
- As a junior in 2014, started all 12 games played, compiling 93 tackles (55 solo), 7.5 tackles for loss, a career-high 4.0 sacks, five passes defended, one forced fumble and one fumble recovery.
- Earned the team's John A. Stewart Winter Warrior Award for his work on the field and in the offseason training program.
- Started all 12 games played as a sophomore in 2013, registering a career-high 98 tackles (42 solo), 3.0 tackles for loss, 1.5 sacks, seven passes defended, two forced fumbles and one interception.
- Appeared in 11 games (nine starts) as a redshirt freshman in 2012, posting 72 tackles (31 solo), 4.0 tackles for loss, three passes defended and one forced fumble.



COLLEGE HIGHLIGHTS CONT...

- Named to the Jerry Rice Award Watch List, awarded to the most outstanding freshman player in the FCS.
- Selected as the William & Mary Quarterback Club Rookie of the Year.

PERSONAL

- Attended Hollidaysburg (Pa.) Area High School where he was a four-year letterman and graduated holding school records for touchdowns and points scored.
- Was selected to the Pennsylvania Sports Writers Class 3A Second Team All-State in 2009 and 2010.
- Earned All-Keystone Conference honors as a linebacker in 2010 and was an All-Mountain Athletic Conference selection as a junior and sophomore.
- Was a four-year letterman on the basketball team.
- Participated in the NFL's My Cause My Cleats initiative and represented Damar (2022), Children of Fallen Patriots (2021), the Children's Bureau (2019) and the National Brain Tumor Society (2017-18).
- Spent time at a local high school and veteran's hospital as part of the team's Salute to Service initiative in 2016.
- Fitted students for new shoes and hats as part of the team's 2016 Cold Feet Warm Shoes event.
- Visited Riley Hospital during the holidays in 2016 and sang carols and distributed gifts to patients.
- Was a member of Sigma Mu Sigma and majored in kinesiology with a minor in public health.
- Married to his wife, Hannah, and they have two sons.
- A native of Hollidaysburg, Pa.

ADDITIONAL TRANSACTIONS

- Signed to the Colts active roster from the practice squad on December 7, 2016.
- Signed to the Indianapolis practice squad on October 5, 2016.
- Waived by the Tampa Bay Buccaneers on September 3, 2016.
- Signed by the Buccaneers as an undrafted free agent on May 2, 2016.

LUKE RHODES' - NFL REGULAR SEASON STATISTICS

DATE	TEAM	GP	GS	TACKLES							INTERCEPTIONS				FUMBLES				ST		MISC						
				TK	S	A	TFL	YDS	SK	YDS	QBH	NO	YDS	LG	TD	PD	FF	FR	TD	YDS	TK	S	A	FF	FR	S	A
2016	Colts	4	0	0	0	0	0	0	0	0	0	0	0	0	0	0	0	0	0	0	0	0	0	0	0	0	0
2017	Colts	16	0	0	0	0	0	0	0	0	0	0	0	0	0	0	0	0	0	0	0	0	0	0	0	0	0
2018	Colts	16	0	0	0	0	0	0	0	0	0	0	0	0	0	0	0	0	0	0	0	0	0	0	0	0	0
2019	Colts	16	0	0	0	0	0	0	0	0	0	0	0	0	0	0	0	0	0	0	1	1	0	0	0	0	0
2020	Colts	16	0	0	0	0	0	0	0	0	0	0	0	0	0	0	0	0	0	0	3	3	0	0	0	0	0
2021	Colts	16	0	0	0	0	0	0	0	0	0	0	0	0	0	0	0	0	0	0	0	0	0	0	0	0	0
2022	Colts	17	0	0	0	0	0	0	0	0	0	0	0	0	0	0	0	0	0	0	3	2	1	0	0	0	0
2023	Colts	17	0	0	0	0	0	0	0	0	0	0	0	0	0	0	0	0	0	0	3	1	2	0	0	0	0
TOTALS		118	0	0	0	0	0	0	0	0	0	0	0	0	0	0	0	0	0	0	14	11	3	0	0	0	0

LUKE RHODES' - NFL POSTSEASON STATISTICS

DATE	TEAM	GP	GS	TACKLES							INTERCEPTIONS				FUMBLES				ST		MISC						
				TK	S	A	TFL	YDS	SK	YDS	QBH	NO	YDS	LG	TD	PD	FF	FR	TD	YDS	TK	S	A	FF	FR	S	A
2018	Colts	2	0	0	0	0	0	0	0	0	0	0	0	0	0	0	0	0	0	0	0	0	0	0	0	0	0
2020	Colts	1	0	0	0	0	0	0	0	0	0	0	0	0	0	0	0	0	0	0	0	0	0	0	0	0	0
TOTALS		3	0	0	0	0	0	0	0	0	0	0	0	0	0	0	0	0	0	0	0	0	0	0	0	0	0



SINGLE-GAME HIGHS: DEFENSIVE

Special Teams Tackles

2 vs. Los Angeles Rams, Oct 01, 2023
1 at Carolina Panthers, Nov 05, 2023
...11 more at 1.

2016 GAME-BY-GAME REGULAR-SEASON STATISTICS (COLTS)

DATE	OPPONENT		W/L	SCORE
09/11	Lions	NOT ON ROSTER	L	35-39
09/18	at Broncos	NOT ON ROSTER	L	20-34
09/25	Chargers	NOT ON ROSTER	W	26-22
10/09	Bears	PRACTICE SQUAD	W	29-23
10/16	at Texans	PRACTICE SQUAD	L	23-26+
10/23	at Titans	PRACTICE SQUAD	W	34-26
10/30	Chiefs	PRACTICE SQUAD	L	14-30
11/06	at Packers	PRACTICE SQUAD	W	31-26
11/20	Titans	PRACTICE SQUAD	W	24-17
11/24	Steelers	PRACTICE SQUAD	L	7-28
12/05	at Jets	PRACTICE SQUAD	W	41-10
12/11	Texans	P	L	17-22
12/18	at Vikings	P	W	34-6
12/24	at Raiders	P	L	25-33
01/01	Jaguars	P	W	24-20
2016 TOTALS	4		8-7	

+ - Overtime

2017 GAME-BY-GAME REGULAR-SEASON STATISTICS (COLTS)

DATE	OPPONENT		W/L	SCORE
09/10	at Rams	P	L	9-46
09/17	Cardinals	P	L	13-16+
09/24	Browns	P	W	31-28
10/01	at Seahawks	P	L	18-46
10/08	49ers	P	W	26-23+
10/16	at Titans	P	L	22-36
10/22	Jaguars	P	L	0-27
10/29	at Bengals	P	L	23-24
11/05	at Texans	P	W	20-14
11/12	Steelers	P	L	17-20
11/26	Titans	P	L	16-20
12/03	at Jaguars	P	L	10-30
12/10	at Bills	P	L	7-13+
12/14	Broncos	P	L	13-25
12/23	at Ravens	P	L	16-23
12/31	Texans	P	W	22-13
2017 TOTALS	16		4-12	

+ - Overtime



2018 GAME-BY-GAME REGULAR-SEASON STATISTICS (COLTS)

DATE	OPPONENT		W/L	SCORE
09/09	Bengals	P	L	23-34
09/16	at Redskins	P	W	21-9
09/23	at Eagles	P	L	16-20
09/30	Texans	P	L	34-37+
10/04	at Patriots	P	L	24-38
10/14	at Jets	P	L	34-42
10/21	Bills	P	W	37-5
10/28	at Raiders	P	W	42-28
11/11	Jaguars	P	W	29-26
11/18	Titans	P	W	38-10
11/25	Dolphins	P	W	27-24
12/02	at Jaguars	P	L	0-6
12/09	at Texans	P	W	24-21
12/16	Cowboys	P	W	23-0
12/23	Giants	P	W	28-27
12/30	at Titans	P	W	33-17
2018 TOTALS	16		10-6	

+ - Overtime

2019 GAME-BY-GAME REGULAR-SEASON STATISTICS (COLTS)

DATE	OPPONENT		W/L	SCORE
09/08	at Chargers	P	L	24-30+
09/15	at Titans	P	W	19-17
09/22	Falcons	P	W	27-24
09/29	Raiders	P	L	24-31
10/06	at Chiefs	P	W	19-13
10/20	Texans	P	W	30-23
10/27	Broncos	P	W	15-13
11/03	at Steelers	P	L	24-26
11/10	Dolphins	P	L	12-16
11/17	Jaguars	P	W	33-13
11/21	at Texans	P	L	17-20
12/01	Titans	P	L	17-31
12/08	at Buccaneers	P	L	35-38
12/16	at Saints	P	L	7-34
12/22	Panthers	P	W	38-6
12/29	at Jaguars	P	L	20-38
2019 TOTALS	16		7-9	

+ - Overtime

2020 GAME-BY-GAME REGULAR-SEASON STATISTICS (COLTS)

DATE	OPPONENT		W/L	SCORE
09/13	at Jaguars	P	L	20-27
09/20	Vikings	P	W	28-11
09/27	Jets	P	W	36-7
10/04	at Bears	P	W	19-11
10/11	at Browns	P	L	23-32
10/18	Bengals	P	W	31-27
11/01	at Lions	P	W	41-21
11/08	Ravens	P	L	10-24
11/12	at Titans	P	W	34-17
11/22	Packers	P	W	34-31+
11/29	Titans	P	L	26-45
12/06	at Texans	P	W	26-20
12/13	at Raiders	P	W	44-27
12/20	Texans	P	W	27-20
12/27	at Steelers	P	L	24-28
01/03	Jaguars	P	W	28-14
2020 TOTALS	16		11-5	

+ - Overtime



2021 GAME-BY-GAME REGULAR-SEASON STATISTICS (COLTS)

DATE	OPPONENT		W/L	SCORE
09/12	Seahawks	P	L	16-28
09/19	Rams	P	L	24-27
09/26	at Titans	P	L	16-25
10/03	at Dolphins	P	W	27-17
10/11	at Ravens	P	L	25-31+
10/17	Texans	P	W	31-3
10/24	at 49ers	P	W	30-18
10/31	Titans	P	L	31-34+
11/04	Jets	P	W	45-30
11/14	Jaguars	P	W	23-17
11/21	at Bills	P	W	41-15
11/28	Buccaneers	P	L	31-38
12/05	at Texans	P	W	31-0
12/18	Patriots	P	W	27-17
12/25	at Cardinals	P	W	22-16
01/02	Raiders	RESERVE/COVID-19	L	20-23
01/09	at Jaguars	P	L	11-26
2021 TOTALS	16		9-8	

+ - Overtime

2022 GAME-BY-GAME REGULAR-SEASON STATISTICS (COLTS)

DATE	OPPONENT		W/L/T	SCORE
09/11	at Texans	P	T	20-20
09/18	at Jaguars	P	L	0-24
09/25	Chiefs	P	W	20-17
10/02	Titans	P	L	17-24
10/06	at Broncos	P	W	12-9+
10/16	Jaguars	P	W	34-27
10/23	at Titans	P	L	10-19
10/30	Commanders	P	L	16-17
11/06	at Patriots	P	L	3-26
11/13	at Raiders	P	W	25-20
11/20	Eagles	P	L	16-17
11/28	Steelers	P	L	17-24
12/04	at Cowboys	P	L	19-54
12/17	at Vikings	P	L	36-39+
12/26	Chargers	P	L	3-20
01/01	at Giants	P	L	10-38
01/08	Texans	P	L	31-32
2022 TOTALS	17		4-12-1	

+ - Overtime

2023 GAME-BY-GAME REGULAR-SEASON STATISTICS (COLTS)

DATE	OPPONENT		W/L	SCORE
09/10	Jaguars	P	L	21-31
09/17	at Texans	P	W	31-20
09/24	at Ravens	P	W	22-19+
10/01	Rams	P	L	23-29+
10/08	Titans	P	W	23-16
10/15	at Jaguars	P	L	20-37
10/22	Browns	P	L	38-39
10/29	Saints	P	L	27-38
11/05	at Panthers	P	W	27-13
11/12	at Patriots	P	W	10-6
11/26	Buccaneers	P	W	27-20
12/03	at Titans	P	W	31-28+
12/10	at Bengals	P	L	14-34
12/16	Steelers	P	W	30-13
12/24	at Falcons	P	L	10-29
12/31	Raiders	P	W	23-20
01/06	Texans	P	L	19-23
2023 TOTALS	17		9-8	

+ - Overtime



2018 GAME-BY-GAME POSTSEASON STATISTICS (COLTS)

DATE	OPPONENT		W/L	SCORE
01/05	at Texans	P	W	21-7
01/12	at Chiefs	P	L	13-31
2018 TOTALS	2		1-1	

2020 GAME-BY-GAME POSTSEASON STATISTICS (COLTS)

DATE	OPPONENT		W/L	SCORE
01/09	at Bills	P	L	24-27
2020 TOTALS	1		0-1	

2016 GAME-BY-GAME REGULAR-SEASON STATISTICS (COLTS)

DATE	OPPONENT	P/S	TACKLES					INTERCEPTIONS				FUMBLES			ST			MISC		W/L	SCORE						
			TK	S	A	SK	YDS	TFL	YDS	QBH	NO	YDS	LG	TD	PD	FF	FR	TD	YDS			TK	S	A	FF	FR	S
09/11	Lions								NOT ON ROSTER														L	35-39			
09/18	at Broncos								NOT ON ROSTER														L	20-34			
09/25	Chargers								NOT ON ROSTER														W	26-22			
10/09	Bears								PRACTICE SQUAD														W	29-23			
10/16	at Texans								PRACTICE SQUAD														L	23-26+			
10/23	at Titans								PRACTICE SQUAD														W	34-26			
10/30	Chiefs								PRACTICE SQUAD														L	14-30			
11/06	at Packers								PRACTICE SQUAD														W	31-26			
11/20	Titans								PRACTICE SQUAD														W	24-17			
11/24	Steelers								PRACTICE SQUAD														L	7-28			
12/05	at Jets								PRACTICE SQUAD														W	41-10			
12/11	Texans	P	0	0	0	0	0	0	0	0	0	0	0	0	0	0	0	0	0	0	0	0	0	0	0	L	17-22
12/18	at Vikings	P	0	0	0	0	0	0	0	0	0	0	0	0	0	0	0	0	0	0	0	0	0	0	0	W	34-6
12/24	at Raiders	P	0	0	0	0	0	0	0	0	0	0	0	0	0	0	0	0	0	0	0	0	0	0	0	L	25-33
01/01	Jaguars	P	0	0	0	0	0	0	0	0	0	0	0	0	0	0	0	0	0	0	0	0	0	0	0	W	24-20
2016 TOTALS	4-0		0	0	0	0	0	0	0	0	0	0	0	0	0	0	0	0	0	0	0	0	0	0	0	8-7	

+ - Overtime

2017 GAME-BY-GAME REGULAR-SEASON STATISTICS (COLTS)

DATE	OPPONENT	P/S	TACKLES					INTERCEPTIONS				FUMBLES			ST			MISC		W/L	SCORE						
			TK	S	A	SK	YDS	TFL	YDS	QBH	NO	YDS	LG	TD	PD	FF	FR	TD	YDS			TK	S	A	FF	FR	S
09/10	at Rams	P	0	0	0	0	0	0	0	0	0	0	0	0	0	0	0	0	0	0	0	0	0	0	0	L	9-46
09/17	Cardinals	P	0	0	0	0	0	0	0	0	0	0	0	0	0	0	0	0	0	0	0	0	0	0	0	L	13-16+
09/24	Browns	P	0	0	0	0	0	0	0	0	0	0	0	0	0	0	0	0	0	0	0	0	0	0	0	W	31-28
10/01	at Seahawks	P	0	0	0	0	0	0	0	0	0	0	0	0	0	0	0	0	0	0	0	0	0	0	0	L	18-46
10/08	49ers	P	0	0	0	0	0	0	0	0	0	0	0	0	0	0	0	0	0	0	0	0	0	0	0	W	26-23+
10/16	at Titans	P	0	0	0	0	0	0	0	0	0	0	0	0	0	0	0	0	0	0	0	0	0	0	0	L	22-36
10/22	Jaguars	P	0	0	0	0	0	0	0	0	0	0	0	0	0	0	0	0	0	0	0	0	0	0	0	L	0-27
10/29	at Bengals	P	0	0	0	0	0	0	0	0	0	0	0	0	0	0	0	0	0	0	0	0	0	0	0	L	23-24
11/05	at Texans	P	0	0	0	0	0	0	0	0	0	0	0	0	0	0	0	0	0	0	0	0	0	0	0	W	20-14
11/12	Steelers	P	0	0	0	0	0	0	0	0	0	0	0	0	0	0	0	0	0	0	0	0	0	0	0	L	17-20
11/26	Titans	P	0	0	0	0	0	0	0	0	0	0	0	0	0	0	0	0	0	0	0	0	0	0	0	L	16-20
12/03	at Jaguars	P	0	0	0	0	0	0	0	0	0	0	0	0	0	0	0	0	0	0	0	0	0	0	0	L	10-30
12/10	at Bills	P	0	0	0	0	0	0	0	0	0	0	0	0	0	0	0	0	0	0	0	0	0	0	0	L	7-13+
12/14	Broncos	P	0	0	0	0	0	0	0	0	0	0	0	0	0	0	0	0	0	0	0	0	0	0	0	L	13-25
12/23	at Ravens	P	0	0	0	0	0	0	0	0	0	0	0	0	0	0	0	0	0	0	0	0	0	0	0	L	16-23
12/31	Texans	P	0	0	0	0	0	0	0	0	0	0	0	0	0	0	0	0	0	0	0	0	0	0	0	W	22-13
2017 TOTALS	16-0		0	0	0	0	0	0	0	0	0	0	0	0	0	0	0	0	0	0	0	0	0	0	0	4-12	

+ - Overtime



2018 GAME-BY-GAME REGULAR-SEASON STATISTICS (COLTS)

DATE	OPPONENT	P/S	TACKLES							INTERCEPTIONS				FUMBLES			ST			MISC		W/L	SCORE						
			TK	S	A	SK	YDS	TFL	YDS	QBH	NO	YDS	LG	TD	PD	FF	FR	TD	YDS	TK	S			A	FF	FR	S	A	
09/09	at Bengals	P	0	0	0	0	0	0	0	0	0	0	0	0	0	0	0	0	0	0	0	0	0	0	0	L	23-34		
09/16	at Redskins	P	0	0	0	0	0	0	0	0	0	0	0	0	0	0	0	0	0	0	0	0	0	0	0	W	21-9		
09/23	at Eagles	P	0	0	0	0	0	0	0	0	0	0	0	0	0	0	0	0	0	0	0	0	0	0	0	L	16-20		
09/30	Texans	P	0	0	0	0	0	0	0	0	0	0	0	0	0	0	0	0	1	1	0	0	0	0	0	L	34-37+		
10/04	at Patriots	P	0	0	0	0	0	0	0	0	0	0	0	0	0	0	0	0	0	0	0	0	0	0	0	L	24-38		
10/14	at Jets	P	0	0	0	0	0	0	0	0	0	0	0	0	0	0	0	0	0	0	0	0	0	0	0	L	34-42		
10/21	Bills	P	0	0	0	0	0	0	0	0	0	0	0	0	0	0	0	0	0	0	0	0	0	0	0	W	37-5		
10/28	at Raiders	P	0	0	0	0	0	0	0	0	0	0	0	0	0	0	0	0	1	1	0	0	0	0	0	W	42-28		
11/11	Jaguars	P	0	0	0	0	0	0	0	0	0	0	0	0	0	0	0	0	0	0	0	0	0	0	0	W	29-26		
11/18	Titans	P	0	0	0	0	0	0	0	0	0	0	0	0	0	0	0	0	0	0	0	0	0	0	0	W	38-10		
11/25	Dolphins	P	0	0	0	0	0	0	0	0	0	0	0	0	0	0	0	0	1	1	0	0	0	0	0	W	27-24		
12/02	at Jaguars	P	0	0	0	0	0	0	0	0	0	0	0	0	0	0	0	0	0	0	0	0	0	0	0	L	0-6		
12/09	at Texans	P	0	0	0	0	0	0	0	0	0	0	0	0	0	0	0	0	1	1	0	0	0	0	0	W	24-21		
12/16	Cowboys	P	0	0	0	0	0	0	0	0	0	0	0	0	0	0	0	0	0	0	0	0	0	0	0	W	23-0		
12/23	Giants	P	0	0	0	0	0	0	0	0	0	0	0	0	0	0	0	0	0	0	0	0	0	0	0	W	28-27		
12/30	at Titans	P	0	0	0	0	0	0	0	0	0	0	0	0	0	0	0	0	0	0	0	0	0	0	0	W	33-17		
2018 TOTALS		16-0	0	0	0	0	0	0	0	0	0	0	0	0	0	0	0	0	4	4	0	0	0	0	0	0	0	0	10-6

+ - Overtime

2019 GAME-BY-GAME REGULAR-SEASON STATISTICS (COLTS)

DATE	OPPONENT	P/S	TACKLES							INTERCEPTIONS				FUMBLES			ST			MISC		W/L	SCORE					
			TK	S	A	SK	YDS	TFL	YDS	QBH	NO	YDS	LG	TD	PD	FF	FR	TD	YDS	TK	S			A	FF	FR	S	A
09/08	at Chargers	P	0	0	0	0	0	0	0	0	0	0	0	0	0	0	0	0	0	0	0	0	0	0	0	L	24-30+	
09/15	at Titans	P	0	0	0	0	0	0	0	0	0	0	0	0	0	0	0	0	0	0	0	0	0	0	0	W	19-17	
09/22	Falcons	P	0	0	0	0	0	0	0	0	0	0	0	0	0	0	0	0	0	0	0	0	0	0	0	W	27-24	
09/29	Raiders	P	0	0	0	0	0	0	0	0	0	0	0	0	0	0	0	0	0	0	0	0	0	0	0	L	24-31	
10/06	at Chiefs	P	0	0	0	0	0	0	0	0	0	0	0	0	0	0	0	0	0	0	0	0	0	0	0	W	19-13	
10/20	Texans	P	0	0	0	0	0	0	0	0	0	0	0	0	0	0	0	0	0	0	0	0	0	0	0	W	30-23	
10/27	Broncos	P	0	0	0	0	0	0	0	0	0	0	0	0	0	0	0	0	1	1	0	0	0	0	0	W	15-13	
11/03	at Steelers	P	0	0	0	0	0	0	0	0	0	0	0	0	0	0	0	0	0	0	0	0	0	0	0	L	24-26	
11/10	Dolphins	P	0	0	0	0	0	0	0	0	0	0	0	0	0	0	0	0	0	0	0	0	0	0	0	L	12-16	
11/17	Jaguars	P	0	0	0	0	0	0	0	0	0	0	0	0	0	0	0	0	0	0	0	0	0	0	0	W	33-13	
11/21	at Texans	P	0	0	0	0	0	0	0	0	0	0	0	0	0	0	0	0	0	0	0	0	0	0	0	L	17-20	
12/01	Titans	P	0	0	0	0	0	0	0	0	0	0	0	0	0	0	0	0	0	0	0	0	0	0	0	L	17-31	
12/08	at Buccaneers	P	0	0	0	0	0	0	0	0	0	0	0	0	0	0	0	0	0	0	0	0	0	0	0	L	35-38	
12/16	at Saints	P	0	0	0	0	0	0	0	0	0	0	0	0	0	0	0	0	0	0	0	0	0	0	0	L	7-34	
12/22	Panthers	P	0	0	0	0	0	0	0	0	0	0	0	0	0	0	0	0	0	0	0	0	0	0	0	W	38-6	
12/29	at Jaguars	P	0	0	0	0	0	0	0	0	0	0	0	0	0	0	0	0	0	0	0	0	0	0	0	L	20-38	
2019 TOTALS		16-0	0	0	0	0	0	0	0	0	0	0	0	0	0	0	0	0	1	1	0	0	0	0	0	0	0	7-9

+ - Overtime

2020 GAME-BY-GAME REGULAR-SEASON STATISTICS (COLTS)

DATE	OPPONENT	P/S	TACKLES							INTERCEPTIONS				FUMBLES			ST			MISC		W/L	SCORE					
			TK	S	A	SK	YDS	TFL	YDS	QBH	NO	YDS	LG	TD	PD	FF	FR	TD	YDS	TK	S			A	FF	FR	S	A
09/13	at Jaguars	P	0	0	0	0	0	0	0	0	0	0	0	0	0	0	0	0	0	0	0	0	0	0	0	L	20-27	
09/20	Vikings	P	0	0	0	0	0	0	0	0	0	0	0	0	0	0	0	0	0	0	0	0	0	0	0	W	28-11	
09/27	Jets	P	0	0	0	0	0	0	0	0	0	0	0	0	0	0	0	0	0	0	0	0	0	0	0	W	36-7	
10/04	at Bears	P	0	0	0	0	0	0	0	0	0	0	0	0	0	0	0	0	0	0	0	0	0	0	0	W	19-11	
10/11	at Browns	P	0	0	0	0	0	0	0	0	0	0	0	0	0	0	0	0	0	0	0	0	0	0	0	L	23-32	
10/18	Bengals	P	0	0	0	0	0	0	0	0	0	0	0	0	0	0	0	0	1	1	0	0	0	0	0	W	31-27	
11/01	at Lions	P	0	0	0	0	0	0	0	0	0	0	0	0	0	0	0	0	0	0	0	0	0	0	0	W	41-21	
11/08	Ravens	P	0	0	0	0	0	0	0	0	0	0	0	0	0	0	0	0	1	1	0	0	0	0	0	L	10-24	
11/12	at Titans	P	0	0	0	0	0	0	0	0	0	0	0	0	0	0	0	0	0	0	0	0	0	0	0	W	34-17	
11/22	Packers	P	0	0	0	0	0	0	0	0	0	0	0	0	0	0	0	0	0	0	0	0	0	0	0	W	34-31+	
11/29	Titans	P	0	0	0	0	0	0	0	0	0	0	0	0	0	0	0	0	1	1	0	0	0	0	0	L	26-45	
12/06	at Texans	P	0	0	0	0	0	0	0	0	0	0	0	0	0	0	0	0	0	0	0	0	0	0	0	W	26-20	
12/13	at Raiders	P	0	0	0	0	0	0	0	0	0	0	0	0	0	0	0	0	0	0	0	0	0	0	0	W	44-27	
12/20	Texans	P	0	0	0	0	0	0	0	0	0	0	0	0	0	0	0	0	0	0	0	0	0	0	0	W	27-20	
12/27	at Steelers	P	0	0	0	0	0	0	0	0	0	0	0	0	0	0	0	0	0	0	0	0	0	0	0	L	24-28	
01/03	Jaguars	P	0	0	0	0	0	0	0	0	0	0	0	0	0	0	0	0	0	0	0	0	0	0	0	W	28-14	
2020 TOTALS		16-0	0	0	0	0	0	0	0	0	0	0	0	0	0	0	0	0	3	3	0	0	0	0	0	0	0	11-5

+ - Overtime



2021 GAME-BY-GAME REGULAR-SEASON STATISTICS (COLTS)

DATE	OPPONENT	P/S	TACKLES							INTERCEPTIONS				FUMBLES			ST				MISC		W/L	SCORE			
			TK	S	A	SK	YDS	TFL	YDS	QBH	NO	YDS	LG	TD	PD	FF	FR	TD	YDS	TK	S	A			FF	FR	S
09/12	Seahawks	P	0	0	0	0.0	0.0	0	0	0	0	0	0	0	0	0	0	0	0	0	0	0	0	0	0	L	16-28
09/19	Rams	P	0	0	0	0.0	0.0	0	0	0	0	0	0	0	0	0	0	0	0	0	0	0	0	0	0	L	24-27
09/26	at Titans	P	0	0	0	0.0	0.0	0	0	0	0	0	0	0	0	0	0	0	0	0	0	0	0	0	0	L	16-25
10/03	at Dolphins	P	0	0	0	0.0	0.0	0	0	0	0	0	0	0	0	0	0	0	0	0	0	0	0	0	0	W	27-17
10/11	at Ravens	P	0	0	0	0.0	0.0	0	0	0	0	0	0	0	0	0	0	0	0	0	0	0	0	0	0	L	25-31+
10/17	Texans	P	0	0	0	0.0	0.0	0	0	0	0	0	0	0	0	0	0	0	0	0	0	0	0	0	0	W	31-3
10/24	at 49ers	P	0	0	0	0.0	0.0	0	0	0	0	0	0	0	0	0	0	0	0	0	0	0	0	0	0	W	30-18
10/31	Titans	P	0	0	0	0.0	0.0	0	0	0	0	0	0	0	0	0	0	0	0	0	0	0	0	0	0	L	31-34+
11/04	Jets	P	0	0	0	0.0	0.0	0	0	0	0	0	0	0	0	0	0	0	0	0	0	0	0	0	0	W	45-30
11/14	Jaguars	P	0	0	0	0.0	0.0	0	0	0	0	0	0	0	0	0	0	0	0	0	0	0	0	0	0	W	23-17
11/21	at Bills	P	0	0	0	0.0	0.0	0	0	0	0	0	0	0	0	0	0	0	0	0	0	0	0	0	0	W	41-15
11/28	Buccaneers	P	0	0	0	0.0	0.0	0	0	0	0	0	0	0	0	0	0	0	0	0	0	0	0	0	0	L	31-38
12/05	at Texans	P	0	0	0	0.0	0.0	0	0	0	0	0	0	0	0	0	0	0	0	0	0	0	0	0	0	W	31-0
12/18	Patriots	P	0	0	0	0.0	0.0	0	0	0	0	0	0	0	0	0	0	0	0	0	0	0	0	0	0	W	27-17
12/25	at Cardinals	P	0	0	0	0.0	0.0	0	0	0	0	0	0	0	0	0	0	0	0	0	0	0	0	0	0	W	22-16
01/02	Raiders																									L	20-23
01/09	at Jaguars	P	0	0	0	0.0	0.0	0	0	0	0	0	0	0	0	0	0	0	0	0	0	0	0	0	0	L	11-26
2021 TOTALS			16-0	0	0	0.0	0.0	0	0	0	0	0	0	0	0	0	0	0	0	0	0	0	0	0	0	0	9-8

+ - Overtime

2022 GAME-BY-GAME REGULAR-SEASON STATISTICS (COLTS)

DATE	OPPONENT	P/S	TACKLES							INTERCEPTIONS				FUMBLES			ST				MISC		W/L	SCORE			
			TK	S	A	SK	YDS	TFL	YDS	QBH	NO	YDS	LG	TD	PD	FF	FR	TD	YDS	TK	S	A			FF	FR	S
09/11	at Texans	P	0	0	0	0.0	0.0	0	0	0	0	0	0	0	0	0	0	0	0	0	0	0	0	0	0	T	20-20
09/18	at Jaguars	P	0	0	0	0.0	0.0	0	0	0	0	0	0	0	0	0	0	0	0	0	0	0	0	0	0	L	0-24
09/25	Chiefs	P	0	0	0	0.0	0.0	0	0	0	0	0	0	0	0	0	0	0	1	0	1	0	0	0	0	W	20-17
10/02	Titans	P	0	0	0	0.0	0.0	0	0	0	0	0	0	0	0	0	0	0	0	0	0	0	0	0	0	L	17-24
10/06	at Broncos	P	0	0	0	0.0	0.0	0	0	0	0	0	0	0	0	0	0	0	0	0	0	0	0	0	0	W	12-9+
10/16	Jaguars	P	0	0	0	0.0	0.0	0	0	0	0	0	0	0	0	0	0	0	0	0	0	0	0	0	0	W	34-27
10/23	at Titans	P	0	0	0	0.0	0.0	0	0	0	0	0	0	0	0	0	0	0	0	0	0	0	0	0	0	L	10-19
10/30	Commanders	P	0	0	0	0.0	0.0	0	0	0	0	0	0	0	0	0	0	0	0	0	0	0	0	0	0	L	16-17
11/06	at Patriots	P	0	0	0	0.0	0.0	0	0	0	0	0	0	0	0	0	0	0	1	1	0	0	0	0	0	L	3-26
11/13	at Raiders	P	0	0	0	0.0	0.0	0	0	0	0	0	0	0	0	0	0	0	1	1	0	0	0	0	0	W	25-20
11/20	Eagles	P	0	0	0	0.0	0.0	0	0	0	0	0	0	0	0	0	0	0	0	0	0	0	0	0	0	L	16-17
11/28	Steelers	P	0	0	0	0.0	0.0	0	0	0	0	0	0	0	0	0	0	0	0	0	0	0	0	0	0	L	17-24
12/04	at Cowboys	P	0	0	0	0.0	0.0	0	0	0	0	0	0	0	0	0	0	0	0	0	0	0	0	0	0	L	19-54
12/17	at Vikings	P	0	0	0	0.0	0.0	0	0	0	0	0	0	0	0	0	0	0	0	0	0	0	0	0	0	L	36-39+
12/26	Chargers	P	0	0	0	0.0	0.0	0	0	0	0	0	0	0	0	0	0	0	0	0	0	0	0	0	0	L	3-20
01/01	at Giants	P	0	0	0	0.0	0.0	0	0	0	0	0	0	0	0	0	0	0	0	0	0	0	0	0	0	L	10-38
01/08	Texans	P	0	0	0	0.0	0.0	0	0	0	0	0	0	0	0	0	0	0	0	0	0	0	0	0	0	L	31-32
2022 TOTALS			17-0	0	0	0.0	0.0	0	0	0	0	0	0	0	0	0	0	0	3	2	1	0	0	0	0	4-12-1	

+ - Overtime



2023 GAME-BY-GAME REGULAR-SEASON STATISTICS (COLTS)

DATE	OPPONENT	P/S	TACKLES							INTERCEPTIONS					FUMBLES				ST				MISC		W/L	SCORE	
			TK	S	A	SK	YDS	TFL	YDS	QBH	NO	YDS	LG	TD	PD	FF	FR	TD	YDS	TK	S	A	FF	FR			S
09/10	Jaguars	P	0	0	0	0.0	0.0	0	0	0	0	0	0	0	0	0	0	0	0	0	0	0	0	0	0	L	21-31
09/17	at Texans	P	0	0	0	0.0	0.0	0	0	0	0	0	0	0	0	0	0	0	0	0	0	0	0	0	0	W	31-20
09/24	at Ravens	P	0	0	0	0.0	0.0	0	0	0	0	0	0	0	0	0	0	0	0	0	0	0	0	0	0	W	22-19+
10/01	Rams	P	0	0	0	0.0	0.0	0	0	0	0	0	0	0	0	0	0	0	0	0	0	0	0	0	0	L	23-29+
10/08	Titans	P	0	0	0	0.0	0.0	0	0	0	0	0	0	0	0	0	0	0	0	0	0	0	0	0	0	W	23-16
10/15	at Jaguars	P	0	0	0	0.0	0.0	0	0	0	0	0	0	0	0	0	0	0	0	0	0	0	0	0	0	L	20-37
10/22	Browns	P	0	0	0	0.0	0.0	0	0	0	0	0	0	0	0	0	0	0	0	0	0	0	0	0	0	L	38-39
10/29	Saints	P	0	0	0	0.0	0.0	0	0	0	0	0	0	0	0	0	0	0	0	0	0	0	0	0	0	L	27-38
11/05	at Panthers	P	0	0	0	0.0	0.0	0	0	0	0	0	0	0	0	0	0	0	0	0	0	0	0	0	0	W	27-13
11/12	at Patriots	P	0	0	0	0.0	0.0	0	0	0	0	0	0	0	0	0	0	0	0	0	0	0	0	0	0	W	10-6
11/26	Buccaneers	P	0	0	0	0.0	0.0	0	0	0	0	0	0	0	0	0	0	0	0	0	0	0	0	0	0	W	27-20
12/03	at Titans	P	0	0	0	0.0	0.0	0	0	0	0	0	0	0	0	0	0	0	0	0	0	0	0	0	0	W	31-28+
12/10	at Bengals	P	0	0	0	0.0	0.0	0	0	0	0	0	0	0	0	0	0	0	0	0	0	0	0	0	0	L	14-34
12/16	Steelers	P	0	0	0	0.0	0.0	0	0	0	0	0	0	0	0	0	0	0	0	0	0	0	0	0	0	W	30-13
12/24	at Falcons	P	0	0	0	0.0	0.0	0	0	0	0	0	0	0	0	0	0	0	0	0	0	0	0	0	0	L	10-29
12/31	Raiders	P	0	0	0	0.0	0.0	0	0	0	0	0	0	0	0	0	0	0	0	0	0	0	0	0	0	W	23-20
01/06	Texans	P	0	0	0	0.0	0.0	0	0	0	0	0	0	0	0	0	0	0	0	0	0	0	0	0	0	L	19-23
2023 TOTALS		17-0	0	0	0	0.0	0.0	0	0	0	0	0	0	0	0	0	0	0	0	0	0	0	0	0	0	0	9-8

+ - Overtime

2018 GAME-BY-GAME POSTSEASON STATISTICS (COLTS)

DATE	OPPONENT	P/S	TACKLES							INTERCEPTIONS					FUMBLES				ST				MISC		W/L	SCORE		
			TK	S	A	SK	YDS	TFL	YDS	QBH	NO	YDS	LG	TD	PD	FF	FR	TD	YDS	TK	S	A	FF	FR			S	A
01/05	at Texans	P	0	0	0	0.0	0.0	0	0	0	0	0	0	0	0	0	0	0	0	0	0	0	0	0	0	W	21-7	
01/12	at Chiefs	P	0	0	0	0.0	0.0	0	0	0	0	0	0	0	0	0	0	0	0	0	0	0	0	0	0	0	L	13-31
2018 TOTALS		2-0	0	0	0	0.0	0.0	0	0	0	0	0	0	0	0	0	0	0	0	0	0	0	0	0	0	0	1-1	

2020 GAME-BY-GAME POSTSEASON STATISTICS (COLTS)

DATE	OPPONENT	P/S	TACKLES							INTERCEPTIONS					FUMBLES				ST				MISC		W/L	SCORE		
			TK	S	A	SK	YDS	TFL	YDS	QBH	NO	YDS	LG	TD	PD	FF	FR	TD	YDS	TK	S	A	FF	FR			S	A
01/09	at Bills	P	0	0	0	0.0	0.0	0	0	0	0	0	0	0	0	0	0	0	0	0	0	0	0	0	0	0	L	24-27
2020 TOTALS		1-0	0	0	0	0.0	0.0	0	0	0	0	0	0	0	0	0	0	0	0	0	0	0	0	0	0	0	0-1	

ANTHONY RICHARDSON

QUARTERBACK

5

6-4 244 LBS

NFL EXP: 2

(2ND YEAR WITH THE COLTS)

BORN: 5/22/02



**COLLEGE:
FLORIDA**

4TH-AND-SHORT

- In his rookie season, he started four games and completed 50-of-84 passes for 577 yards and three touchdowns with one interception for a 87.3 passer rating. He also totaled 25 carries for 136 yards and four touchdowns.
- Appeared in 24 career games (13 starts) at Florida and completed 215-of-393 passes for 3,105 yards and 24 touchdowns with 15 interceptions. Also contributed 161 carries for 1,116 yards and 12 touchdowns.
- In a game against LSU, he recorded the third-longest rushing touchdown by a Gator since at 1996 (81 yards).
- Ranked as the No.1 quarterback in the Relative Athletic Score system, which dates back to 1987.
- Was on the Netflix show, "QB1: Beyond The Lights," during his senior season.



Selected by the Colts in the first round (fourth overall) of the 2023 NFL Draft.



@GVOaant

@anthonyrichardson

NETFLIX STAR

Before he had the spotlight on the national college football scene in 2022, Richardson was a prominent quarterback in the class of 2020. Ranked the No. 6 dual-threat quarterback in the class, he was selected to be one of the focal points, with fellow 2023 first-round selection Bryce Young, on Netflix's documentary series, "OB1 Beyond the Lights," which followed prominent high school quarterbacks and their path to big-time college football. While the fourth season was ultimately canceled before it was aired, it did give Richardson and his family an archive of his life before being thrust into football fame.



BIG BROTHER

Despite being selected by the Colts with the No. 4 overall pick in the 2023 NFL Draft, it was his younger brother, Corey, who stole the show. At just 13 years old, Corey shocked viewers with his deep, booming voice that sounded like it belonged to an adult rather than a teenager. After unveiling his voice, he stole the show yet again by checking himself out on camera. What seemed to have gone unnoticed, however, was Corey's admiration for his older brother and matching draft-night outfits. An NFL social media post of Corey reading a letter to Anthony went viral on draft night and had Anthony in tears shortly after getting drafted.



LENDING A HAND

After a dinner for prospective 2023 draftees hosted by the NFL, one member of the group stayed back to help clean up. Richardson, who thought the room was left in unacceptable condition, stayed back to help clean up until the room was back where it needed to be despite being told he did not have to stay back. The story did not make headlines until General Manager Chris Ballard shared it at the Indiana Sports Corporation luncheon.

NFL HIGHLIGHTS

- He started four games in 2023 and completed 50-of-84 passes for 577 yards and three touchdowns with one interception. He also had 25 carries for 136 yards and four touchdowns. In Week 1 vs. JAX, he completed 24-of-37 passes for 223 yards and one touchdown with one interception as well as 10 carries for 40 yards and one touchdown. He became the youngest quarterback to start a game in franchise history. He is the first rookie quarterback in franchise history to register a rushing touchdown and passing touchdown in a season opener. He also became the fifth NFL rookie quarterback to accomplish the feat dating back to 1970, joining Deshone Kizer (2017), Cam Newton (2011), Chris Weinke (2001) and Archie Manning (1971). Richardson passed Andrew Luck (23 in 2012) for the most completions by a rookie Colts quarterback in his first career start. He joined Mike Pagel (Week 1 in 1982) as the only other Colts rookie quarterback to rush for a touchdown in a season opener. With his 64.9 completion percentage, Richardson passed Jack Trudeau (59.1 percent in 1986) for the best completion percentage by a Colts rookie quarterback in his first career start. Richardson tied Andrew Luck (2012), Peyton Manning (1998), Jeff George (1990) and Bert Jones (1973) for the most passing touchdowns as a rookie in a season-opening start. In Week 2 at HOU, he completed 6-of-10 passes for 56 yards as well as three carries for 35 yards and two touchdowns. He passed George Shaw (54 in 1955) for the most rushing yards by a Colts rookie quarterback in his first two games. Richardson became the first Colts rookie quarterback to rush for a touchdown in each of his first two games. He is the first Colts quarterback to rush for two touchdowns in a single game since Jacoby Brissett in Week 12 of 2020. Richardson compiled two rushing touchdowns in the first quarter and became the first Colts player to log two rushing scores in the opening quarter of play since Edgerrin James in Week 11 of 1999, according to FOX. He is the third quarterback in NFL history with three-plus rushing touchdowns in his first two career games, joining Daunte Culpepper (1999-2000) and Jack Thompson (1979), according to NFL Research. Richardson became the youngest quarterback in NFL history to rush for two touchdowns in a single game surpassing Lamar Jackson (21 years, 357 days), according to NFL Research. In Week 4 vs. LAR he completed 11-of-25 passes for 200 yards with no interceptions for a 98.8 passer rating as well as 10 carries for 56 yards and one touchdown. He passed George Shaw (52 in 1955) for the third-most rushing yards by a rookie Colts quarterback in a single game. Richardson is the first rookie quarterback in NFL history to record four rushing touchdowns in his first three games and is the first quarterback in franchise history to tally one rushing touchdown in three consecutive games. He is the youngest player in the Super Bowl era with multiple passing touchdowns and a rushing touchdown in a single game, according to NFL Research.

ANTHONY RICHARDSON

QUARTERBACK



COLLEGE HIGHLIGHTS

- Appeared in 24 career games (13 starts) at Florida (2020-22) and completed 215-of-393 passes for 3,105 yards and 24 touchdowns with 15 interceptions. Also contributed 161 carries for 1,116 yards and 12 touchdowns.
- In 2022, he started all 12 games he saw action in and completed 176-of-327 passes for 2,549 yards and 17 touchdowns with nine interceptions. Also added 103 carries for 654 yards and nine touchdowns. He finished second on the team in rushing touchdowns and third in rushing yards. Against Vanderbilt, he completed 25-of-42 passes for 400 yards and three touchdowns with one interception. Added 25 rushing yards on four carries. At No. 11 Tennessee, he completed 24-of-44 passes for a single-game career-high 453 yards and two touchdowns with one interception. On the ground, he tallied 17 carries for 62 yards and two touchdowns. His 515 total yards were the third-most by a Florida player in a single game. In an opening week win versus No. 7 Utah, he was selected as the SEC Offensive Player of the Week and the Davey O'Brien Award Quarterback of the Week after he completed 17-of-24 passes for 168 yards as well as 11 carries for 106 yards and a single-game career-high three touchdowns.
- Saw action in eight games (one start) in 2021 and completed 38-of-64 passes for 529 yards and six touchdowns with five interceptions. He also recorded 51 carries for 401 yards and three touchdowns. Earned All-Freshman Team accolades. Against LSU, completed 10-of-19 passes for 167 yards and three touchdowns with two interceptions. Added seven carries for 37 yards and one touchdown. To begin the season, he registered a rush of at least 70 yards in consecutive games against Florida Atlantic (73) and South Florida (80).
- In 2020, he appeared in four games and completed 1-of-2 passes for 27 yards and one touchdown with one interception. Also contributed 61 yards on seven carries. Against No. 8 Oklahoma in the Cotton Bowl, threw a 27-yard touchdown. Also tallied three carries for 42 yards.
- Redshirted as a true freshman.

PERSONAL

- Competed at Eastside High School in Gainesville, Fla. and totaled 4,633 passing yards and 37 touchdowns as well as 1,633 rushing yards and 41 touchdowns.
- As a senior, he passed for 1,398 yards and eight touchdowns with just one interception. Also contributed seven rushing touchdowns.
- He recorded 1,567 passing yards and 17 touchdowns and also added 924 rushing yards and 16 touchdowns during his junior season.
- As a sophomore, he compiled 10 passing touchdowns and 13 rushing touchdowns.
- Took classes at the Professional Academies Magnet at Lofton High School and studied fire, EMS and public safety. The school didn't have athletic programs so he was allowed to compete in sports at Eastside.
- Ranked the No. 1 quarterback recruit in Florida.
- Lettered in basketball as well and averaged 10.5 points and 7.5 rebounds per game during his junior season.
- Was on the Netflix show, "QB1: Beyond The Lights," during his senior season.
- Ranked as the No.1 quarterback in the Relative Athletic Score system, which dates back to 1987.
- Visited with patients at Riley Children's Health during the 2023 holiday season.
- Engaged to his fiancée, Jada, and they have a son.
- A native of Gainesville, Fla.

ANTHONY RICHARDSON'S - NFL REGULAR SEASON STATISTICS

DATE	TEAM	GP	GS	ATT.	CMP.	PCT.	YDS	AVG.	TD	INT.	LG	SK	LST	RATE
2023	Colts	4	4	84	50	59.5	577	6.9	3	1	39t	7	29	87.3
TOTALS		4	4	84	50	59.5	577	6.9	3	1	39T	7	29	87.3

ANTHONY RICHARDSON

QUARTERBACK



ANTHONY RICHARDSON'S - NFL REGULAR SEASON STATISTICS

DATE	TEAM	NO.	YDS.	AVG.	LG	TD
2023	Colts	25	136	5.4	23	4
TOTALS		25	136	5.4	23	4

ANTHONY RICHARDSON'S - NFL REGULAR SEASON STATISTICS

DATE	TEAM	GP	GS	PASSING										RUSHING					
				ATT.	CMP.	PCT.	YDS	AVG.	TD	INT.	LG	SK	LST	RATE	NO.	YDS.	AVG.	LG	TD
2023	Colts	4	4	84	50	59.5	577	6.9	3	1	39t	7	29	87.3	25	136	5.4	23	4
TOTALS		4	4	84	50	59.5	577	6.9	3	1	39T	7	29	87.3	25	136	5.4	23	4

SINGLE-GAME HIGHS: QUARTERBACK

Pass Attempts	37 vs. Jacksonville Jaguars, Sep 10, 2023 25 vs. Los Angeles Rams, Oct 01, 2023 12 vs. Tennessee Titans, Oct 08, 2023	Passer Rating	98.8 vs. Los Angeles Rams, Oct 01, 2023 79.0 vs. Jacksonville Jaguars, Sep 10, 2023
Pass Completions	24 vs. Jacksonville Jaguars, Sep 10, 2023 11 vs. Los Angeles Rams, Oct 01, 2023 9 vs. Tennessee Titans, Oct 08, 2023	Rush Attempts	10 vs. Los Angeles Rams, Oct 01, 2023 ...1 more at 10.
Yards Passing	223 vs. Jacksonville Jaguars, Sep 10, 2023 200 vs. Los Angeles Rams, Oct 01, 2023 98 vs. Tennessee Titans, Oct 08, 2023	Rushing Yards	56 vs. Los Angeles Rams, Oct 01, 2023 40 vs. Jacksonville Jaguars, Sep 10, 2023 35 at Houston Texans, Sep 17, 2023
TD Passes	2 vs. Los Angeles Rams, Oct 01, 2023 1 vs. Jacksonville Jaguars, Sep 10, 2023	Rushing Average	5.6 vs. Los Angeles Rams, Oct 01, 2023 4.0 vs. Jacksonville Jaguars, Sep 10, 2023
Long Passes	39t vs. Jacksonville Jaguars, Sep 10, 2023 38 vs. Tennessee Titans, Oct 08, 2023 ...1 more at 38.	Longest Runs	23 vs. Los Angeles Rams, Oct 01, 2023 18t at Houston Texans, Sep 17, 2023 15t at Houston Texans, Sep 17, 2023
Completion Percentage	64.9 vs. Jacksonville Jaguars, Sep 10, 2023 44.0 vs. Los Angeles Rams, Oct 01, 2023	Rushing TDs	2 at Houston Texans, Sep 17, 2023 1 vs. Los Angeles Rams, Oct 01, 2023 ...1 more at 1.

2023 GAME-BY-GAME REGULAR-SEASON STATISTICS (COLTS)

DATE	OPPONENT	P/S	PASSING										RUSHING				W/L	SCORE	
			ATT	CMP	YDS	PCT	Y/A	Y/C	TD	INT	LG	SK/YD	RATE	ATT	YDS	LG			TD
09/10	Jaguars	S	37	24	223	64.9	6.0	9.3	1	1	39t	4/8	79.0	10	40	12	1	L	21-31
09/17	at Texans	S	10	6	56	60.0	5.6	9.3	0	0	15	0/0	75.4	3	35	18t	2	W	31-20
09/24	at Ravens																	W	22-19+
10/01	Rams	S	25	11	200	44.0	8.0	18.2	2	0	38	2/4	98.8	10	56	23	1	L	23-29+
10/08	Titans	S	12	9	98	75.0	8.2	10.9	0	0	38	1/17	98.6	2	5	4	0	W	23-16
10/15	at Jaguars																	L	20-37
10/22	Browns																	L	38-39
10/29	Saints																	L	27-38
11/05	at Panthers																	W	27-13
11/12	at Patriots																	W	10-6
11/26	Buccaneers																	W	27-20
12/03	at Titans																	W	31-28+
12/10	at Bengals																	L	14-34
12/16	Steelers																	W	30-13
12/24	at Falcons																	L	10-29
12/31	Raiders																	W	23-20
01/06	Texans																	L	19-23
2023 TOTALS		4-4	84	50	577	59.5	6.9	11.5	3	1	39T	7/29	87.3	25	136	23	4	9-8	

+ - Overtime

RIGOBERTO SANCHEZ

PUNTER
(REE-go-BEAR-toe)

8

6-0 195 LBS

NFL EXP: 8

(8TH YEAR WITH THE COLTS)

BORN: 9/8/94



**COLLEGE:
HAWAII**

4TH-AND-SHORT

- In his first seven seasons, he totaled 369 punts for 16,860 yards (45.7 avg./41.6 net avg.) with 137 pinned inside the 20-yard line. Also contributed 244 kickoff touchbacks.
- Recipient of the Colts' 2020 Ed Block Courage Award.
- Owns franchise rookie records in total punts (84) and punt yards (3,764).
- Set the franchise record for longest punt (79 yards) in 2021.

DOWN THE STRETCH

Who was your childhood sports idol:

Ronaldinho, for sure. Just the way he danced with the ball and scored his free kicks. I'd love to meet him some day.

Hobbies outside of football: Playing pool, fishing and playing/watching soccer.

What is the weirdest food you've ever tried:

Musubi. It is super popular in Hawaii – kind of what hot dogs and corn dogs are to the mainland. It's a little block that's half rice and half sausage. I tried it, but it was a one-time thing for me.

If you could have lunch with three people, living or dead, who would they be: Ronaldinho, Adam Vinatieri and Lionel Messi

Pregame ritual: I say a prayer of thanks.

What is your proudest moment outside of football:

Graduating from the University of Hawaii in the spring of 2018. I had to take online classes to get it done.

What is your most memorable game played:

Playing in the Buffalo snow as a rookie and having a punt stick at the one-yard line.

Signed by the Colts as an undrafted free agent on May 4, 2017.

@RIGOJ1088

@RJSANCHEZ

2020 ED BLOCK COURAGE AWARD WINNER

The Wednesday before Thanksgiving in 2020, Sanchez had a normal practice, but something didn't feel right. He usually is one to play through any aches and pains, but he mentioned it to a special teams coach who pointed him to the medical staff. They recommended doing MRIs, and then something completely unexpected was found. Sanchez was informed he had a cancerous tumor, and that it needed to be removed. Even though he was shocked by this unexpected turn, he still went on to play the game against the Titans the following Sunday because he didn't want to let his teammates down. He had surgery the following Tuesday to remove the tumor, and days after that the doctors informed him that it hadn't spread and he was cancer free. He missed two games, but was able to return and finish the season with the team. Sanchez was voted as the Colts' Ed Block Courage Award winner for the way he attacked the entire process. "I've always admired the people around the league who have made the list and I'm blessed to be one of the 32 recipients," Sanchez said. "I'm thankful for everyone who categorized me for this distinguished award. Just know, to always keep going and be the change."



SURPASSING ELAM

At Hawaii, Sanchez served as the team's punter, placekicker and kickoff specialist. In the 2016 season, he went a perfect 13-of-13 on his field goal attempts (100.0 percent), breaking the school's single-season mark set by Jason Elam in 1989 (90.9 percent). Sanchez's career mark of 87.5 percent on field goals topped Elam's former record of 79.0 percent and Sanchez's career 44.8 punting average leapfrogged Elam's former record of 43.5 yards per punt. Before starting an NFL career that spanned 15 seasons and included three Associated Press First Team All-Pro



honors and two Super Bowl championships, Elam scored the third-most points in NCAA history (397) and tied for the second-most field goals made (79). In the NFL, Elam notched a then-record 63-yard field goal and owns nearly every career kicking record in Denver Broncos history.

FORK IN THE ROAD

While soccer was Sanchez's first love, he obliged to a friend's request to give football a try. After converting a 30-yard field goal attempt on his first ever kick in practice as a high school sophomore, Sanchez propelled a football career that left him with a major decision to make prior to entering college. With opportunities to play either soccer or football at the junior college level. Sanchez passed on pursuing his first love and pursued a football career that has since seen him excel at the NCAA FBS and NFL levels. As a high school student, Sanchez set numerous goals to push him and drive him to excellence, both in the classroom and in athletics. When Sanchez, a captain at Hamilton (Calif.) High School, was progressing as a promising soccer player, he set a goal to represent the U.S. in the 2018 FIFA World Cup in Russia. He specifically targeted the 2018 FIFA World Cup in Russia because he felt it would give him enough time to develop and make an impression to the United States Men's National Team, but his soccer dreams shifted to football ambitions by the end of his high school career.



HISPANIC HERITAGE

Sanchez grew up in his household speaking Spanish with his mom and dad and is still fluent in the language today. He still tries to speak it today, and communicates in Spanish with his wife here and there. He tries to keep up with it because he wants to teach it to his kids. Both of his parents are from Mexico and when they were around the age of 15, they came to the United States. His mom is from Guanajuato and his dad is from Michoacán. Being one of a few players with a hispanic heritage, he says it motivates him and he is proud to represent them. At the Colts Hispanic Heritage Month Youth Football Camp in 2018, he was excited to engage with the kids. "I was talking to them in English and then started talking to them in Spanish and asked who spoke Spanish. They all raised their hands and it was a pretty cool thing to watch. They were all excited to talk with me in Spanish."



RIGOBERTO SANCHEZ

PUNTER
(REE-go-BEAR-toe)

8

FROM BUTTE TO THE BIG LEAGUES

Sanchez is not the only Chico, Calif., native to go through Butte College en route to launching a professional sports career. Sanchez attended Hamilton (Calif.) High School and his graduation class was only 73 students. The only other professional athlete to ever come out of Hamilton is Kyle Lohse, who split 16 Major League Baseball seasons with Minnesota, Cincinnati, Philadelphia, St. Louis, Milwaukee and Texas. Like Sanchez, Lohse went from Hamilton to Butte College, a junior college that participates in the California Community College Athletic Association. Roughly 12 miles from Hamilton lays Pleasant Valley High School, which produced Jets quarterback Aaron Rodgers. Rodgers also attended Butte College to keep his professional sports ambitions alive. Following their tenures at Butte, Sanchez transferred to the University of Hawaii, Rodgers transferred to the University of California and Lohse entered the MLB.



NFL HIGHLIGHTS

- In seven seasons with the Colts, he has competed in 96 games and has totaled 369 punts for 16,860 yards (45.7 avg./41.6 net avg.) with 137 kicks inside the 20-yard line. Also contributed with 244 kickoff touchbacks. Has seen action in three postseason contests and recorded 13 punts for 559 yards (43.0 avg./41.0 net avg.) with six pinned inside the 20-yard line. He owns the franchise record for the longest punt (79 yards) along with team rookie records for total punts (84) and punt yards (3,764).
- In 2023, he appeared in all 17 games and tallied 68 punts for 3,281 yards (48.3 avg./42.3 net avg.) with 21 pinned inside the 20-yard line. He did not record a touchback for the first time in his career and was the only punter in the NFL this season (minimum 45 punts) to not land a ball in the end zone. In Week 7 vs. CLE, he tallied five punts for 260 yards (52.0 avg./47.6 net avg.) with one pinned inside the 20-yard line. He passed Chris Gardocki and David Lee (nine) for the fourth-most games with a 50.0+ punting average in franchise history. In Week 9 at CAR, he tallied five punts for 241 yards (48.2 avg./41.8 net avg.) with three pinned inside the 20-yard line. In Week 10 at NE, he recorded five punts for 224 yards (44.8 avg./44.8 net avg.) with four pinned inside the 20-yard line. His four punts downed inside the 20-yard line are the most by a Colts player since he did it in Week 7 of 2017 vs. Jacksonville.
- Spent the entire 2022 season on the Injured Reserve list.
- In 2021, he appeared in all 17 games and tallied 59 punts for 2,627 yards (44.5 avg./39.7 net avg.) with 24 downed inside the 20-yard line. In Week 4 at MIA, he was named AFC Special Teams Player of the Week

2X AFC SPECIAL TEAMS PLAYER OF THE WEEK

In 2021, Sanchez has earned AFC Special Teams Player of the Week twice for his performances in Week 4 at Miami and Week 7 at San Francisco. In Week 7, he registered a 79-yard punt, which is the longest punt in franchise history. Sanchez became the first Indianapolis player to earn multiple AFC Special Teams Player of the Week honors in the same season since Adam Vinatieri in 2013 (Weeks 11 and 17).



NFL HIGHLIGHTS CONT...

- after he tallied four punts for 200 yards (50.0 avg./46.8 net avg.) with two punts pinned inside the 20-yard line and tied Chris Gardocki and David Lee (nine) for the fourth-most games with a 50.0-plus punting average in franchise history. In Week 7 at SF, he earned AFC Special Teams Player of the Week honors after he tallied six punts for 273 yards (45.5 avg./38.7 net avg.) with two punts pinned inside the 20-yard line. He registered a 79-yard punt in the second quarter, which is the longest punt in franchise history.
- Saw action in 14 games in 2020 and recorded 42 punts for 1,940 yards (46.2 avg./40.0 net avg.) with 18 punts pinned inside the 20-yard line. In Week 2 vs. MIN, he pinned a 39-yard punt at the two-yard line that led to an Indianapolis safety. In Week 3 vs. NYJ, he had four punts for 175 yards (43.8 avg.) with three kicks pinned inside of the 10-yard line. In Week 5 at CLE, he had one punt for 54 yards with one downed inside the 20-yard line. With one punt inside the 20-yard line, he passed Chris Gardocki (80) for the fourth-most punts inside the 20-yard line in franchise history. In Week 8 at DET, he had four punts for 184 yards (46.0 avg.) with three downed inside the 20-yard line. In Week 11 vs. GB, he recorded two punts for 71 yards with two downed inside the 20-yard line. Competed in one postseason contest and recorded two punts for 73 yards (36.5 avg.) with two pinned inside the 20-yard line.
- In 2019, appeared in all 16 games and had 59 punts for 2,619 yards (44.4 avg./41.2 net avg.) and 22 pinned inside the 20. Also added 60 kickoff touchbacks.
- Appearing in all 16 games in 2018, he had 57 punts for 2,629 yards (46.1 avg./42.7 net avg.) and 24 punts downed inside the 20-yard line. Also totaled 59 kickoff touchbacks. He ranked third in the NFL (first in the AFC) in net punting average, ninth in punting average and fifth in kickoff touchbacks. In two postseason contests, he

X @RIGOJI088

IG @RJSANCHEZ

NFL HIGHLIGHTS CONT...

- punted 11 times for 486 yards (44.2 avg./41.8 net avg.) and downed four punts inside the 20-yard line. He also had four kickoff touchbacks.
- In his 2017 rookie season, he competed in all 16 games and totaled 84 punts for 3,764 yards (44.8 avg./42.6 net avg.) with 28 kicks pinned inside the 20-yard line. Also contributed with 46 kickoff touchbacks. He set the NFL record for net punting average (42.6) by a rookie punter. His total ranked fourth in the NFL in 2017. Was named to the 2017 PFWA All-Rookie team.

COLLEGE HIGHLIGHTS

- Played in 26 games in two seasons (2015-16) at Hawaii. Over his career with the Warriors, served as the team's punter, kicker and kickoff specialist.
- Converted 21-of-24 field goal attempts (87.5 percent) with a long of 55 yards. Compiled 144 punts for 6,457 yards (44.8 avg.) with 49 punts inside the 20-yard line and 45 punts of 50-plus yards. Recorded 39 touchbacks on 93 kickoffs.
- Set Hawaii's career punting average record (44.8).
- Played in 26 games in two seasons (2015-16) at Hawaii. Over his career with the Warriors, served as the team's punter, kicker and kickoff specialist.
- Converted 21-of-24 field goal attempts (87.5 percent) with a long of 55 yards. Compiled 144 punts for 6,457 yards (44.8 avg.) with 49 punts inside the 20-yard line and 45 punts of 50-plus yards. Recorded 39 touchbacks on 93 kickoffs.
- Set Hawaii's career punting average record (44.8).
- Received All-Mountain West Honorable Mention recognition twice (2015 and 2016) and participated in the NFLPA Collegiate Bowl.
- In 2016, appeared in all 14 games and was a perfect 13-for-13 on field goals, breaking Jason Elam's single-season field goal percentage record. Selected to the team's leadership council and received the Coach Dick Tomey Special Teams MVP Award at the annual Na Koa football banquet.
- Named Mountain West Special Teams Player of the Week on Oct. 10, following his six-punt, two-field goal performance at San Jose State.
- Saw action in 12 games in 2015 and was one of only five athletes nationally who handled all four kicking duties for their program. Earned Hawaii's Special Teams Player of the Year award.
- In 2015, punted 74 times for 3,335 yards, the second-most season punt yards and fifth-most punts on record at Hawaii. Averaged 45.1 yards per punt, the fourth-best single-season average in school history. His punting average also ranked third in the Mountain West and 13th nationally.
- Tied the fifth-longest punt in Warriors history with a 73-yarder against Air Force, highlighting a 52.0 yards per punt performance which earned him Ray Guy Punter of the Week honors nationally.

COLLEGE HIGHLIGHTS CONT...

- Prior to Hawaii, played two seasons at Butte College in California. Was named a First Team All-California Region I selection and set a school record for career field goals (22) and the longest converted field goal (54 yards).
- Was second in the California Community College Athletic Association (CCCCAA) in scoring in 2013 with 109 points, putting up school records of 76-for-77 on extra points and 11 field goals.
- Made 43-of-44 PATs with 11 field goals in 2012.

PERSONAL

- Attended Hamilton High School in Hamilton City, Calif.
- Combined for 10 made field goals between his junior and senior campaigns, with 50-of-59 PATs. Made a long field goal of 57 yards.
- Named to the *MaxPreps* California Division IV First Team All-State as a 2012 senior and earned First Team All-Northern Section honors.
- Also lettered twice in soccer and earned All-League honors.
- Was a merit roll student.
- Helped with a Colts Hispanic Heritage Month Youth Football Camp in 2018 and 2019.
- Hosted his first annual Rigo Sanchez Football Camp at his alma mater, Hamilton High School, in the summer of 2019. The free football camp was provided to more than 200 kids.
- Participated in the NFL's My Cause My Cleats initiative and represented the American Cancer Society (2021-23), the National Alliance of Mental Illness (2020), the Lupus Foundation of America (2019) and the Lung Cancer Foundation of America (2017-18)
- In 2020, he participated in a Colts' mobile pantry distribution as part of the No One Runs on Empty program.
- Participated in the Colts Horseshoe Helpings event in 2019.
- Named the 2020 recipient of the Colts' Ed Block Courage Award.
- Studied sociology at Hawaii.
- Married to his wife, Cynthia, and they have a daughter, Bali.
- A native of Chico, Calif.

RIGOBERTO SANCHEZ

PUNTER
(REE-go-BEAR-toe)

8

RIGOBERTO SANCHEZ'S - NFL REGULAR SEASON STATISTICS

DATE	TEAM	GP	NO.	YDS.	AVG.	OPP. RET.	YDS.	NET YDS.	AVG.	TB	IN20	LG	BK
2017	Colts	16	84	3,764	44.8	19	80	3,624	42.6	3	28	61	1
2018	Colts	16	57	2,629	46.1	21	93	2,436	42.7	5	24	63	0
2019	Colts	16	59	2,619	44.4	28	166	2,433	41.2	1	22	60	0
2020	Colts	14	42	1,940	46.2	23	141	1,719	40.0	4	18	60	1
2021	Colts	17	59	2,627	44.5	28	267	2,340	39.7	1	24	79	0
2022	Colts	0	0	0	0.0	0	0	0	0.0	0	0	0	0
2023	Colts	17	68	3,281	48.3	38	360	2,921	42.3	0	21	69	1
TOTALS		96	369	16,860	45.7	157	1,107	15,473	41.6	14	137	79	3

RIGOBERTO SANCHEZ'S - NFL POSTSEASON STATISTICS

DATE	TEAM	GP	NO.	YDS.	AVG.	OPP. RET.	YDS.	NET YDS.	AVG.	TB	IN20	LG	BK
2018	Colts	2	11	486	44.2	5	6	460	41.8	1	4	57	0
2020	Colts	1	2	73	36.5	0	0	73	36.5	0	2	37	0
TOTALS		3	13	559	43.0	5	6	533	41.0	1	6	57	0

SINGLE-GAME HIGHS: PUNTER

Punts	7 at Baltimore Ravens, Sep 24, 2023 ...6 more at 7.	Net Punting Avg	48.7 vs. Las Vegas Raiders, Dec 31, 2023 48.3 at Tennessee Titans, Oct 16, 2017 47.8 vs. San Francisco 49ers, Oct 08, 2017 ...1 more at 47.8.
Gross Punting Yards	328 vs. Pittsburgh Steelers, Nov 12, 2017 325 at Baltimore Ravens, Sep 24, 2023 320 vs. Cleveland Browns, Sep 24, 2017	Longest Punts	79 at San Francisco 49ers, Oct 24, 2021 69 at New England Patriots, Nov 12, 2023 63 vs. Houston Texans, Jan 06, 2024 ...2 more at 63.
Gross Punting Avg	54.0 vs. Houston Texans, Jan 06, 2024 53.3 at Tennessee Titans, Oct 16, 2017 52.0 vs. Cleveland Browns, Oct 22, 2023	Inside the 20	4 at New England Patriots, Nov 12, 2023 ...2 more at 4.
Net Punting Yards	321 vs. Pittsburgh Steelers, Nov 12, 2017 314 vs. Jacksonville Jaguars, Oct 22, 2017 300 vs. Cleveland Browns, Sep 24, 2017	Special Teams Tackles	2 vs. Las Vegas Raiders, Jan 02, 2022 1 at San Francisco 49ers, Oct 24, 2021 ...3 more at 1.

SINGLE-GAME HIGHS - POSTSEASON: PUNTER

Punts	7 at Kansas City Chiefs, Jan 12, 2019 4 at Houston Texans, Jan 05, 2019 2 at Buffalo Bills, Jan 09, 2021	Net Punting Avg	44.6 at Kansas City Chiefs, Jan 12, 2019 37.0 at Houston Texans, Jan 05, 2019
Gross Punting Yards	338 at Kansas City Chiefs, Jan 12, 2019 148 at Houston Texans, Jan 05, 2019 73 at Buffalo Bills, Jan 09, 2021	Longest Punts	57 at Kansas City Chiefs, Jan 12, 2019 44 at Houston Texans, Jan 05, 2019 37 at Buffalo Bills, Jan 09, 2021
Gross Punting Avg	48.3 at Kansas City Chiefs, Jan 12, 2019 37.0 at Houston Texans, Jan 05, 2019	Inside the 20	2 at Buffalo Bills, Jan 09, 2021 ...2 more at 2.
Net Punting Yards	312 at Kansas City Chiefs, Jan 12, 2019 148 at Houston Texans, Jan 05, 2019 73 at Buffalo Bills, Jan 09, 2021		

RIGOBERTO SANCHEZ

PUNTER
(REE-go-BEAR-toe)



2017 GAME-BY-GAME REGULAR-SEASON STATISTICS (COLTS)

DATE	OPPONENT		NO.	YDS.	AVG.	OPP. RET.	YDS.	NET YDS.	AVG	TB	IN20	LG	BK	W/L	SCORE
09/10	at Rams	P	6	302	50.3	3	15	287	47.8	0	2	53	0	L	9-46
09/17	Cardinals	P	7	303	43.3	1	6	297	42.4	0	3	53	0	L	13-16+
09/24	Browns	P	7	320	45.7	1	0	300	42.9	1	2	51	0	W	31-28
10/01	at Seahawks	P	6	250	41.7	0	0	250	41.7	0	2	61	0	L	18-46
10/08	49ers	P	4	191	47.8	1	0	191	47.8	0	4	56	0	W	26-23+
10/16	at Titans	P	3	160	53.3	2	15	145	48.3	0	0	58	0	L	22-36
10/22	Jaguars	P	7	314	44.9	0	0	314	44.9	0	4	58	0	L	0-27
10/29	at Bengals	P	4	183	45.8	3	29	154	38.8	0	0	51	1	L	23-24
11/05	at Texans	P	6	249	41.5	2	4	245	40.8	0	1	50	0	W	20-14
11/12	Steelers	P	7	328	46.9	1	7	321	45.9	0	2	59	0	L	17-20
11/26	Titans	P	5	235	47.0	2	7	228	45.6	0	1	54	0	L	16-20
12/03	at Jaguars	P	4	187	46.8	0	0	167	41.8	1	0	56	0	L	10-30
12/10	at Bills	P	7	269	38.4	0	0	249	35.6	1	2	47	0	L	7-13+
12/14	Broncos	P	4	164	41.0	1	0	164	41.0	0	2	47	0	L	13-25
12/23	at Ravens	P	2	74	37.0	1	0	74	37.0	0	0	38	0	L	16-23
12/31	Texans	P	5	235	47.0	1	-3	238	47.6	0	3	50	0	W	22-13
2017 TOTALS			16	84	3,764	44.8	19	80	3,624	42.6	3	28	61	1	4-12

+ - Overtime

2018 GAME-BY-GAME REGULAR-SEASON STATISTICS (COLTS)

DATE	OPPONENT		NO.	YDS.	AVG.	OPP. RET.	YDS.	NET YDS.	AVG	TB	IN20	LG	BK	W/L	SCORE
09/09	Bengals	P	2	95	47.5	1	-1	96	48.0	0	0	49	0	L	23-34
09/16	at Redskins	P	5	235	47.0	1	6	209	41.8	1	1	59	0	W	21-9
09/23	at Eagles	P	5	222	44.4	4	4	218	43.6	0	2	53	0	L	16-20
09/30	Texans	P	5	220	44.0	2	20	200	40.0	0	2	57	0	L	34-37+
10/04	at Patriots	P	3	142	47.3	2	20	122	40.7	0	1	51	0	L	24-38
10/14	at Jets	P	2	93	46.5	1	6	87	43.5	0	0	48	0	L	34-42
10/21	Bills	P	4	188	47.0	0	0	188	47.0	0	2	61	0	W	37-5
10/28	at Raiders	P	1	46	46.0	1	-1	47	47.0	0	0	46	0	W	42-28
11/11	Jaguars	P	3	138	46.0	1	1	137	45.7	0	1	52	0	W	29-26
11/18	Titans	P	3	142	47.3	0	0	142	47.3	0	3	53	0	W	38-10
11/25	Dolphins	P	3	103	34.3	1	0	103	34.3	0	1	49	0	W	27-24
12/02	at Jaguars	P	6	298	49.7	1	8	250	41.7	2	3	57	0	L	0-6
12/09	at Texans	P	6	278	46.3	2	18	220	36.7	2	2	55	0	W	24-21
12/16	Cowboys	P	1	52	52.0	1	2	50	50.0	0	1	52	0	W	23-0
12/23	Giants	P	4	186	46.5	1	0	186	46.5	0	3	63	0	W	28-27
12/30	at Titans	P	4	191	47.8	2	10	181	45.3	0	2	57	0	W	33-17
2018 TOTALS			16	57	2,629	46.1	21	93	2,436	42.7	5	24	63	0	10-6

+ - Overtime

2019 GAME-BY-GAME REGULAR-SEASON STATISTICS (COLTS)

DATE	OPPONENT		NO.	YDS.	AVG.	OPP. RET.	YDS.	NET YDS.	AVG	TB	IN20	LG	BK	W/L	SCORE
09/08	at Chargers	P	3	108	36.0	1	0	108	36.0	0	0	49	0	L	24-30+
09/15	at Titans	P	5	248	49.6	2	26	202	40.4	1	1	60	0	W	19-17
09/22	Falcons	P	1	53	53.0	1	10	43	43.0	0	0	53	0	W	27-24
09/29	Raiders	P	4	186	46.5	2	4	182	45.5	0	2	55	0	L	24-31
10/06	at Chiefs	P	3	123	41.0	2	1	122	40.7	0	1	49	0	W	19-13
10/20	Texans	P	4	174	43.5	1	3	171	42.8	0	2	48	0	W	30-23
10/27	Broncos	P	5	232	46.4	3	22	210	42.0	0	2	58	0	W	15-13
11/03	at Steelers	P	3	135	45.0	1	0	135	45.0	0	1	48	0	L	24-26
11/10	Dolphins	P	4	172	43.0	2	16	156	39.0	0	1	54	0	L	12-16
11/17	Jaguars	P	3	129	43.0	1	0	129	43.0	0	0	44	0	W	33-13
11/21	at Texans	P	5	239	47.8	2	23	216	43.2	0	3	52	0	L	17-20
12/01	Titans	P	3	148	49.3	2	8	140	46.7	0	1	51	0	L	17-31
12/08	at Buccaneers	P	4	177	44.3	2	3	174	43.5	0	2	51	0	L	35-38
12/16	at Saints	P	6	222	37.0	3	29	193	32.2	0	2	50	0	L	7-34
12/22	Panthers	P	3	140	46.7	2	16	124	41.3	0	1	53	0	W	38-6
12/29	at Jaguars	P	3	133	44.3	1	5	128	42.7	0	3	54	0	L	20-38
2019 TOTALS			16	59	2,619	44.4	28	166	2,433	41.2	1	22	60	0	7-9

+ - Overtime

RIGOBERTO SANCHEZ

PUNTER
(REE-go-BEAR-toe)



2020 GAME-BY-GAME REGULAR-SEASON STATISTICS (COLTS)

DATE	OPPONENT		NO.	YDS.	AVG.	OPP. RET.	YDS.	NET YDS.	AVG	TB	IN20	LG	BK	W/L	SCORE
09/13	at Jaguars	P	0	0	0.0	0	0	0	0.0	0	0	0	0	L	20-27
09/20	Vikings	P	2	87	43.5	0	0	87	43.5	0	1	48	0	W	28-11
09/27	Jets	P	4	175	43.8	0	0	175	43.8	0	3	50	0	W	36-7
10/04	at Bears	P	5	252	50.4	3	18	214	42.8	1	2	60	0	W	19-11
10/11	at Browns	P	1	54	54.0	1	5	49	49.0	0	1	54	0	L	23-32
10/18	Bengals	P	3	137	45.7	2	12	125	41.7	0	1	51	0	W	31-27
11/01	at Lions	P	4	184	46.0	1	2	182	36.4	0	3	51	1	W	41-21
11/08	Ravens	P	4	204	51.0	2	13	151	37.8	2	0	59	0	L	10-24
11/12	at Titans	P	1	46	46.0	1	2	44	44.0	0	1	46	0	W	34-17
11/22	Packers	P	2	71	35.5	0	0	71	35.5	0	2	38	0	W	34-31+
11/29	Titans	P	5	254	50.8	4	52	202	40.4	0	1	58	0	L	26-45
12/06	at Texans						INACTIVE							W	26-20
12/13	at Raiders						INACTIVE							W	44-27
12/20	Texans	P	2	91	45.5	0	0	91	45.5	0	1	47	0	W	27-20
12/27	at Steelers	P	5	212	42.4	3	21	191	38.2	0	1	51	0	L	24-28
01/03	Jaguars	P	4	173	43.3	2	16	137	34.3	1	1	53	0	W	28-14
2020 TOTALS			14	42	1,940	46.2	19	141	1,719	40.0	4	18	60	1	11-5

+ - Overtime

2021 GAME-BY-GAME REGULAR-SEASON STATISTICS (COLTS)

DATE	OPPONENT		NO.	YDS.	AVG.	OPP. RET.	YDS.	NET YDS.	AVG	TB	IN20	LG	BK	W/L	SCORE
09/12	Seahawks	P	4	187	46.8	2	15	172	43.0	0	1	52	0	L	16-28
09/19	Rams	P	2	85	42.5	1	0	85	42.5	0	1	45	0	L	24-27
09/26	at Titans	P	4	197	49.3	3	44	153	38.3	0	1	56	0	L	16-25
10/03	at Dolphins	P	4	200	50.0	3	13	187	46.8	0	2	57	0	W	27-17
10/11	at Ravens	P	2	90	45.0	1	0	90	45.0	0	1	52	0	L	25-31+
10/17	Texans	P	5	217	43.4	1	3	214	42.8	0	2	50	0	W	31-3
10/24	at 49ers	P	6	273	45.5	3	21	232	38.7	1	2	79	0	W	30-18
10/31	Titans	P	4	182	45.5	2	21	161	40.3	0	2	63	0	L	31-34+
11/04	Jets	P	2	85	42.5	0	0	85	42.5	0	1	47	0	W	45-30
11/14	Jaguars	P	7	319	45.6	4	30	289	41.3	0	1	55	0	W	23-17
11/21	at Bills	P	1	31	31.0	0	0	31	31.0	0	1	31	0	W	41-15
11/28	Buccaneers	P	3	134	44.7	2	3	131	43.7	0	2	47	0	L	31-38
12/05	at Texans	P	3	124	41.3	1	4	120	40.0	0	3	43	0	W	31-0
12/18	Patriots	P	2	87	43.5	1	1	86	43.0	0	1	46	0	W	27-17
12/25	at Cardinals	P	3	115	38.3	1	48	67	22.3	0	2	44	0	W	22-16
01/02	Raiders	P	5	223	44.6	3	64	159	31.8	0	1	55	0	L	20-23
01/09	at Jaguars	P	2	78	39.0	0	0	78	39.0	0	0	45	0	L	11-26
2021 TOTALS			17	59	2,627	44.5	28	267	2,340	39.7	1	24	79	0	9-8

+ - Overtime

RIGOBERTO SANCHEZ

PUNTER
(REE-go-BEAR-toe)



2022 GAME-BY-GAME REGULAR-SEASON STATISTICS (COLTS)

DATE	OPPONENT	NO.	YDS.	AVG.	OPP. RET.	YDS.	NET YDS.	AVG	TB	IN20	LG	BK	W/L/T	SCORE
09/11	at Texans												T	20-20
09/18	at Jaguars												L	0-24
09/25	Chiefs												W	20-17
10/02	Titans												L	17-24
10/06	at Broncos												W	12-9+
10/16	Jaguars												W	34-27
10/23	at Titans												L	10-19
10/30	Commanders												L	16-17
11/06	at Patriots												L	3-26
11/13	at Raiders												W	25-20
11/20	Eagles												L	16-17
11/28	Steelers												L	17-24
12/04	at Cowboys												L	19-54
12/17	at Vikings												L	36-39+
12/26	Chargers												L	3-20
01/01	at Giants												L	10-38
01/08	Texans												L	31-32
2022 TOTALS		0	0	0	0.0	0	0	0.0	0	0	0	0	0	4-12-1

+ - Overtime

2023 GAME-BY-GAME REGULAR-SEASON STATISTICS (COLTS)

DATE	OPPONENT	NO.	YDS.	AVG.	OPP. RET.	YDS.	NET YDS.	AVG	TB	IN20	LG	BK	W/L	SCORE	
09/10	Jaguars	P	5	208	41.6	2	58	150	30.0	0	0	46	0	L	21-31
09/17	at Texans	P	5	220	44.0	2	20	200	40.0	0	2	51	0	W	31-20
09/24	at Ravens	P	7	325	46.4	4	45	280	40.0	0	3	54	0	W	22-19+
10/01	Rams	P	4	193	48.3	4	15	178	44.5	0	1	54	0	L	23-29+
10/08	Titans	P	1	50	50.0	1	12	38	38.0	0	1	50	0	W	23-16
10/15	at Jaguars	P	3	143	47.7	1	6	137	45.7	0	1	52	0	L	20-37
10/22	Browns	P	5	260	52.0	3	22	238	47.6	0	1	57	0	L	38-39
10/29	Saints	P	5	258	51.6	4	46	212	42.4	0	0	57	0	L	27-38
11/05	at Panthers	P	5	241	48.2	3	32	209	41.8	0	3	61	0	W	27-13
11/12	at Patriots	P	5	224	44.8	0	0	224	44.8	0	4	69	0	W	10-6
11/26	Buccaneers	P	2	94	47.0	0	0	94	47.0	0	0	53	0	W	27-20
12/03	at Titans	P	5	256	51.2	4	36	220	44.0	0	0	57	0	W	31-28+
12/10	at Bengals	P	4	194	48.5	3	12	182	45.5	0	2	55	0	L	14-34
12/16	Steelers	P	1	57	57.0	0	0	57	28.5	0	1	57	1	W	30-13
12/24	at Falcons	P	4	193	48.3	3	11	182	45.5	0	2	55	0	L	10-29
12/31	Raiders	P	3	149	49.7	1	3	146	48.7	0	0	51	0	W	23-20
01/06	Texans	P	4	216	54.0	3	42	174	43.5	0	0	63	0	L	19-23
2023 TOTALS		17	68	3,281	48.3	38	360	2,921	42.3	0	21	69	1	9-8	

+ - Overtime

2018 GAME-BY-GAME POSTSEASON STATISTICS (COLTS)

DATE	OPPONENT	NO.	YDS.	AVG.	OPP. RET.	YDS.	NET YDS.	AVG	TB	IN20	LG	BK	W/L	SCORE	
01/05	at Texans	P	4	148	37.0	0	0	148	37.0	0	2	44	0	W	21-7
01/12	at Chiefs	P	7	338	48.3	5	6	312	44.6	1	2	57	0	L	13-31
2018 TOTALS		2	11	486	44.2	5	6	460	41.8	1	4	57	0	1-1	

2020 GAME-BY-GAME POSTSEASON STATISTICS (COLTS)

DATE	OPPONENT	NO.	YDS.	AVG.	OPP. RET.	YDS.	NET YDS.	AVG	TB	IN20	LG	BK	W/L	SCORE	
01/09	at Bills	P	2	73	36.5	0	0	73	36.5	0	2	37	0	L	24-27
2020 TOTALS		1	2	73	36.5	0	0	73	36.5	0	2	37	0	0-1	

DANIEL SCOTT
SAFETY

31

6-1 208 LBS

NFL EXP: 2

(2ND YEAR WITH THE COLTS)

BORN: 10/26/98

Cal COLLEGE:
CALIFORNIA

4TH-AND-SHORT

- Spent the 2023 season on the Injured Reserve list.
- Competed in 49 games (28 starts) at California (2017-22) and totaled 207 tackles (137 solo), 70 tackles for loss, 1.0 sack, 14 passes defended, seven interceptions (one returned for a touchdown), three forced fumbles and one fumble recovery.
- Led California in interceptions in back-to-back seasons (2021-22).

DOWN THE STRETCH

What is on your bucket list: Travel to Greece

Pets: English Bulldog

Pregame ritual: Before I warm up I say a prayer.

Nickname: T-Serm

Who is your favorite artist: Gunna

What are your pet peeves: I don't like being rushed.

What are your hobbies off the field: Bowling, paintballing and gaming.



Selected by the Colts in the fifth round (158th overall) of the 2023 NFL Draft.

X @theDScott7

IG @d.scott32

NFL HIGHLIGHTS

- Spent the 2023 season on the Injured Reserve list.

COLLEGE HIGHLIGHTS

- Competed in 49 games (28 starts) at California (2017-22) and totaled 207 tackles (137 solo), 7.0 tackles for loss, 1.0 sack, 14 passes defended, seven interceptions (one returned for a touchdown), three forced fumbles and one fumble recovery. Led the team in interceptions in back-to-back seasons (2021-22).
- As a team captain in 2022, he started all 12 games he saw action in and tallied a single-season career-high 85 tackles (57 solo), 2.5 tackles for loss, seven passes defended, a team-high three interceptions and two forced fumbles. Earned Honorable Mention All-Pac-12 accolades. Garnered Third Team All-Pac-12 accolades from Phil Steele and Pro Football Focus. Led the team in interceptions.
- In 2021, he started all 12 games he appeared in and recorded 82 tackles (60 solo), 4.5 tackles for loss, 1.0 sack, five passes defended, a team-high three interceptions and one forced fumble. Earned First Team All-Pac-12 accolades from Pro Football Focus. Led the team in interceptions and tackles per game (6.8).
- Appeared in four games (three starts) in 2020 and accumulated 20 tackles (10 solo) and one pass defended. In the season-opener at UCLA, he registered 11 tackles (six solo) and one pass defended.
- In 2019, he played in 11 games (one start) and tallied 16 tackles (seven solo), one pass defended and one interception. Selected as the J. Scott Duncan Award, which is given to Cal's most valuable special teams player. Earned Cal's Special Team Player of the Week honor against Stanford.
- As a redshirt freshman, he appeared in 10 games and compiled four tackles (three solo) and one fumble recovery.
- Redshirted the 2017 season.

PERSONAL

- Attended St. Francis High School in La Canada Flintridge, Calif.
- He was a three-year letterman on both sides of the ball.
- Finished his career with 73 receptions for 1,255 yards and 14 touchdowns on offense while also adding 119 tackles, 6.0 tackles for loss, 12 passes defended, seven interceptions and one fumble recovery. Also contributed 14 punt returns for 142 yards and one touchdown.
- As a team captain senior, he was named the *Pasadena Star-News* Area and Angelus League Defensive Player of the Year as well as a first team all-conference selection.
- In 2016, he tallied 70 tackles, 4.0 tackles for loss, five interceptions as well as 41 receptions for 688 yards and 10 touchdown receptions.
- Also played basketball and baseball.
- Majored in sociology and earned a graduate certificate in business administration.
- A native of Pasadena, Calif.

DANIEL SCOTT'S - NFL REGULAR SEASON STATISTICS

DATE	TEAM	GP	GS	TACKLES								INTERCEPTIONS				FUMBLES				ST			MISC				
				TK	S	A	TFL	YDS	SK	YDS	QBH	NO	YDS	LG	TD	PD	FF	FR	TD	YDS	TK	S	A	FF	FR	S	A
2023	Colts	0	0	0	0	0	0	0	0	0	0.0	0.0	0	0	0	0	0	0	0	0	0	0	0	0	0	0	0
TOTALS		0	0	0	0	0	0	0	0	0.0	0.0	0	0	0	0	0	0	0	0	0	0	0	0	0	0	0	0

2023 GAME-BY-GAME REGULAR-SEASON STATISTICS (COLTS)

DATE	OPPONENT	P/S	TACKLES							INTERCEPTIONS				FUMBLES			ST			MISC		W/L	SCORE				
			TK	S	A	SK	YDS	TFL	YDS	QBH	NO	YDS	LG	TD	PD	FF	FR	TD	YDS	TK	S			A	FF	FR	S
09/10	Jaguars																									L	21-31
09/17	at Texans																									W	31-20
09/24	at Ravens																									W	22-19+
10/01	Rams																								L	23-29+	
10/08	Titans																								W	23-16	
10/15	at Jaguars																								L	20-37	
10/22	Browns																								L	38-39	
10/29	Saints																								L	27-38	
11/05	at Panthers																								W	27-13	
11/12	at Patriots																								W	10-6	
11/26	Buccaneers																								W	27-20	
12/03	at Titans																								W	31-28+	
12/10	at Bengals																								L	14-34	
12/16	Steelers																								W	30-13	
12/24	at Falcons																								L	10-29	
12/31	Raiders																								W	23-20	
01/06	Texans																								L	19-23	
2023 TOTALS			0	0	0	0	0	0	0	0	0	0	0	0	0	0	0	0	0	0	0	0	0	0	0	9-8	

+ - Overtime

ZAVIER SCOTT
RUNNING BACK

34

6-1 219 LBS
NFL EXP: 1
(2ND YEAR WITH THE COLTS)
BORN: 7/17/99

MAINE COLLEGE:
MAINE

4TH-AND-SHORT

- Spent time in 2023 on the Colts practice squad.
- Appeared in 24 games (17 starts) at Maine (2020-22) as a wide receiver and totaled 60 receptions for 649 yards and two touchdowns as well as 75 carries for 494 yards and six touchdowns. Also contributed six kickoff returns for 129 yards (21.5 avg.).
- Third Team All-CAA (2022).



Originally signed by the Colts as an undrafted free agent on May 5, 2023.



 @zavierslight

 @zavierslight

GOING INTERNATIONAL

When Scott was 16 years old, he and his family relocated to Bavaria, Germany from Fort Hood, Texas due to his father, Nate, being in the U.S. Army. The move was not overly enticing as one can imagine for a high schooler, especially when Scott had his sights set on pursuing a route to college football. However, he ultimately continued his football career at the University of Connecticut and Maine, and now credits his international journey for teaching him patience, and the opportunity to experience different countries with people of varied backgrounds within the game.

NFL HIGHLIGHTS

- Spent time in 2023 on the Colts practice squad.

COLLEGE HIGHLIGHTS

- Appeared in 24 games (17 starts) at Maine (2020-22) and totaled 60 receptions for 649 yards and two touchdowns as well as 75 carries for 494 yards and six touchdowns. Also contributed six kickoff returns for 129 yards (21.5 avg.).
- In 2022, he earned Third Team All-CAA accolades after he started all 11 games and recorded single-season career-highs in receptions (42) and receiving yards (434) while also adding one touchdown. Contributed 39 carries for 371 yards and four touchdowns as well as three kickoff returns for 93 yards (31.0). He led the conference in rushing yards per attempt (9.3). He was named the team's most valuable player.
- As a junior, he appeared in all 11 games (six starts) and tallied 11 receptions for 114 yards and one touchdown. On the ground, he compiled 35 carries for 119 yards and two touchdowns. Added three kickoff returns for 36 yards (12.0).
- In 2020, he appeared in two games and registered seven receptions for 101 yards.
- Prior to Maine, he spent three seasons (2017-19) at UConn and saw action in 14 games (two starts) and compiled 33 receptions for 228 yards and one touchdown. Also added 34 carries for 210 yards.

PERSONAL

- Attended Vilseck High School in Germany.
- Ran a 4.38 40-yard dash at a workout for Europe's top prospects.
- Participated in the NFL's My Cause My Cleats initiative and represented the Tim Tebow Foundation (2023).
- His father serves in the US Army.
- A native of Fort Hood, Texas.

ADDITIONAL TRANSACTIONS

- Signed by the Colts to a reserve/future contract on January 8, 2024.
- Signed to the Indianapolis practice squad on October 17, 2023.
- Waived by the Colts on August 14, 2023.
- Signed by Indianapolis as an undrafted free agent on May 5, 2023.

ZAVIER SCOTT'S - NFL REGULAR SEASON STATISTICS

DATE	TEAM	GP	GS	NO.	RUSHING				NO.	RECEIVING		
					YDS.	AVG.	LG	TD		YDS.	AVG.	LG
2023	Colts	0	0	0	0	0.0	0	0	0	0.0	0	0
TOTALS		0	0	0	0	0.0	0	0	0	0.0	0	0

ZAVIER SCOTT'S - NFL REGULAR SEASON STATISTICS

DATE	TEAM	KICKOFF RETURNS					PUNT RETURNS					
		RET.	YDS.	AVG.	LG	TD	NO.	FC	YDS.	AVG.	LG	TD
2023	Colts	0	0	0.0	0	0	0	0	0	0.0	0	0
TOTALS		0	0	0.0	0	0	0	0	0	0.0	0	0

2023 GAME-BY-GAME REGULAR-SEASON STATISTICS (COLTS)

DATE	OPPONENT	P/S	RUSHING					RECEIVING					W/L	SCORE
			NO.	YDS.	AVG.	LG	TD	NO.	YDS.	AVG.	LG	TD		
09/10	Jaguars												L	21-31
09/17	at Texans												W	31-20
09/24	at Ravens												W	22-19+
10/01	Rams												L	23-29+
10/08	Titans												W	23-16
10/15	at Jaguars												L	20-37
10/22	Browns												L	38-39
10/29	Saints												L	27-38
11/05	at Panthers												W	27-13
11/12	at Patriots												W	10-6
11/26	Buccaneers												W	27-20
12/03	at Titans												W	31-28+
12/10	at Bengals												L	14-34
12/16	Steelers												W	30-13
12/24	at Falcons												L	10-29
12/31	Raiders												W	23-20
01/06	Texans												L	19-23
2023 TOTALS		0-0	0	0	0.0	0	0	0	0	0.0	0	0	0	9-8

+ - Overtime

TREY SERMON
RUNNING BACK

27

6-0 215 LBS

NFL EXP: 4

(2ND YEAR WITH THE COLTS)

BORN: 1/30/99



COLLEGE:
OHIO STATE

4TH-AND-SHORT

- In his first three seasons with the Colts (2023), Eagles (2022) and 49ers (2021), he played in 25 games (two starts) and compiled 78 carries for 346 yards and one touchdown. Sermon also caught six passes for 39 yards and recorded two special teams tackles.
- Big Ten Championship MVP (2020).
- All-Big 12 Honorable Mention (2018).
- All-Big 12 Honorable Mention Freshman of the Year (2017).



Originally signed to the Colts practice squad on September 19, 2023.



 **@trejera**

 **@tserm_**

NFL HIGHLIGHTS

- Has played in 25 career games (two starts) in his time with the Colts (2023), Eagles (2022) and 49ers (2021) and has compiled 78 carries for 346 yards and one touchdown. Has also caught six passes for 39 yards and has recorded two special teams tackles. He has appeared in one postseason contest and has tallied one special teams tackle.
- He played in 14 games in 2023 and recorded 35 carries for 160 yards and three receptions for 13 yards. In Week 15 vs. PIT, he led the team and had single-game season-highs in carries (17) and rushing yards (88).
- In 2022, he saw action in two games and recorded two carries for 19 yards.
- Appeared in nine games (two starts) in 2021 and tallied 41 carries for 167 yards and one touchdown as well as three receptions for 26 yards. Also added two special teams tackles. He competed in one postseason contest.

COLLEGE HIGHLIGHTS

- Appeared in 46 games (15 starts) at Ohio State (2020) and Oklahoma (2017-19) and totaled 455 carries for 2,946 yards and 26 touchdowns. Also contributed 48 receptions for 486 yards and three touchdowns.
- In 2020 at Ohio State, he saw action in eight games and tallied 116 carries for 870 yards and four touchdowns as well as 12 receptions for 95 yards. He was named the Big Ten Championship MVP after a win over Northwestern.
- As a junior, he competed in nine games and compiled 54 carries for 385 yards and four touchdowns. Also added eight receptions for 71 yards and one touchdown.
- In 2018, he earned All-Big 12 Honorable Mention accolades after he appeared in all 14 games (12 starts) and registered a single-season career-high 947 rushing yards on 164 carries with 13 touchdowns as well as 12 receptions for 181 yards.
- As a true freshman, he competed in all 14 games (three starts) and recorded 121 carries for 744 yards and five touchdowns. Also tallied 16 receptions for 139 yards and two touchdowns. He earned All-Big 12 Honorable Mention Offensive Freshman of the Year accolades from the league's coaches.

PERSONAL

- Attended Sprayberry High School in Marietta, Ga.
- As a senior, he totaled 166 carries for 1,227 yards and 16 touchdowns.
- Rated a four-star recruit by 247Sports, Rivals and ESPN.
- Majored in human relations at Oklahoma.
- A native of Marietta, Ga.

ADDITIONAL TRANSACTIONS

- Re-signed by the Colts on March 14, 2024.
- Signed to the Indianapolis active roster from the practice squad on September 23, 2023.
- Signed to the Colts practice squad on September 19, 2023.
- Waived by the Philadelphia Eagles on September 15, 2023.
- Acquired by the Eagles off waivers (San Francisco) on August 31, 2022.
- Selected by the 49ers in the third round (88th overall) of the 2021 NFL Draft.

TREY SERMON'S - NFL REGULAR SEASON STATISTICS

DATE	TEAM	RUSHING							RECEIVING				
		GP	GS	NO.	YDS.	AVG.	LG	TD	NO.	YDS.	AVG.	LG	TD
2021	49ers	9	2	41	167	4.1	16	1	3	26	8.7	23	0
2022	Eagles	2	0	2	19	9.5	14	0	0	0	0.0	0	0
2023	Eagles	0	0	0	0	0.0	0	0	0	0	0.0	0	0
Went from Philadelphia to Indianapolis .													
2023	Colts	14	0	35	160	4.6	27	0	3	13	4.3	7	0
2023	TOTAL	14	0	35	160	4.6	27	0	3	13	4.3	7	0
TOTALS		25	2	78	346	4.4	27	1	6	39	6.5	23	0

TREY SERMON'S - NFL POSTSEASON STATISTICS

DATE	TEAM	RUSHING							RECEIVING				
		GP	GS	NO.	YDS.	AVG.	LG	TD	NO.	YDS.	AVG.	LG	TD
2021	49ers	1	0	0	0	0.0	0	0	0	0	0.0	0	0
2022	Eagles	0	0	0	0	0.0	0	0	0	0	0.0	0	0
TOTALS		1	0	0	0	0.0	0	0	0	0	0.0	0	0

TREY SERMON'S - NFL REGULAR SEASON STATISTICS

DATE	TEAM	KICKOFF RETURNS					PUNT RETURNS					
		RET.	YDS.	AVG.	LG	TD	NO.	FC	YDS.	AVG.	LG	TD
2021	49ers	0	0	0.0	0	0	0	0	0	0.0	0	0
2022	Eagles	0	0	0.0	0	0	0	0	0	0.0	0	0
2023	Eagles	0	0	0.0	0	0	0	0	0	0.0	0	0
Went from Philadelphia to Indianapolis .												
2023	Colts	0	0	0.0	0	0	0	0	0	0.0	0	0
2023	TOTAL	0	0	0.0	0	0	0	0	0	0.0	0	0
TOTALS		0	0	0.0	0	0	0	0	0	0.0	0	0

TREY SERMON'S - NFL POSTSEASON STATISTICS

DATE	TEAM	KICKOFF RETURNS					PUNT RETURNS					
		RET.	YDS.	AVG.	LG	TD	NO.	FC	YDS.	AVG.	LG	TD
2021	49ers	0	0	0.0	0	0	0	0	0	0.0	0	0
2022	Eagles	0	0	0.0	0	0	0	0	0	0.0	0	0
TOTALS		0	0	0.0	0	0	0	0	0	0.0	0	0

SINGLE-GAME HIGHS: RUSHING/RECEIVING

Rush Attempts 19 vs. Seattle Seahawks, Oct 03, 2021
17 vs. Pittsburgh Steelers, Dec 16, 2023
10 at Jacksonville Jaguars, Nov 21, 2021
...1 more at 10.

Rushing Yards 89 vs. Seattle Seahawks, Oct 03, 2021
88 vs. Pittsburgh Steelers, Dec 16, 2023
32 vs. Las Vegas Raiders, Dec 31, 2023
...1 more at 32.

Rushing Average 5.2 vs. Pittsburgh Steelers, Dec 16, 2023
4.7 vs. Seattle Seahawks, Oct 03, 2021
3.2 at Jacksonville Jaguars, Nov 21, 2021

Longest Runs 27 vs. Las Vegas Raiders, Dec 31, 2023
19 vs. Pittsburgh Steelers, Dec 16, 2023
16 vs. Green Bay Packers, Sep 26, 2021

Rushing TDs 1 vs. Green Bay Packers, Sep 26, 2021

Receptions 2 vs. Las Vegas Raiders, Dec 31, 2023
...1 more at 2.

Receiving Yards 23 at Jacksonville Jaguars, Nov 21, 2021
9 vs. Las Vegas Raiders, Dec 31, 2023
4 at Baltimore Ravens, Sep 24, 2023

Longest Receptions 23 at Jacksonville Jaguars, Nov 21, 2021
7 vs. Las Vegas Raiders, Dec 31, 2023
4 at Baltimore Ravens, Sep 24, 2023

All-Purpose Yards 89 vs. Seattle Seahawks, Oct 03, 2021
88 vs. Pittsburgh Steelers, Dec 16, 2023
55 at Jacksonville Jaguars, Nov 21, 2021

Special Teams Tackles 2 vs. Los Angeles Rams, Nov 15, 2021

Most TDs 1 vs. Green Bay Packers, Sep 26, 2021

SINGLE-GAME HIGHS - POSTSEASON: RUSHING/RECEIVING

Special Teams Tackles

1 at Los Angeles Rams, Jan 30, 2022

2021 GAME-BY-GAME REGULAR-SEASON STATISTICS (49ERS)

DATE	OPPONENT	P/S	RUSHING					RECEIVING					W/L	SCORE
			NO.	YDS.	AVG.	LG	TD	NO.	YDS.	AVG.	LG	TD		
09/12	at Lions												W	41-33
09/19	at Eagles	P	1	8	8.0	8	0	0	0.0	0	0	0	W	17-11
09/26	Packers	S	10	31	3.1	16	1	2	3	1.5	3	0	L	28-30
10/03	Seahawks	S	19	89	4.7	15	0	0	0.0	0	0	0	L	21-28
10/10	at Cardinals	P	1	7	7.0	7	0	0	0.0	0	0	0	L	10-17
10/24	Colts	P	0	0	0.0	0	0	0	0.0	0	0	0	L	18-30
10/31	at Bears	P	0	0	0.0	0	0	0	0.0	0	0	0	W	33-22
11/07	Cardinals												L	17-31
11/15	Rams	P	0	0	0.0	0	0	0	0.0	0	0	0	W	31-10
11/21	at Jaguars	P	10	32	3.2	12	0	1	23	23.0	23	0	W	30-10
11/28	Vikings	P	0	0	0.0	0	0	0	0.0	0	0	0	W	34-26
12/05	at Seahawks												L	23-30
12/12	at Bengals												W	26-23+
12/19	Falcons												W	31-13
12/23	at Titans												L	17-20
01/02	Texans												W	23-7
01/09	at Rams												W	27-24+
2021 TOTALS		9-2	41	167	4.1	16	1	3	26	8.7	23	0	10-7	

+ - Overtime

2022 GAME-BY-GAME REGULAR-SEASON STATISTICS (EAGLES)

DATE	OPPONENT	P/S	RUSHING					RECEIVING					W/L	SCORE
			NO.	YDS.	AVG.	LG	TD	NO.	YDS.	AVG.	LG	TD		
09/11	at Lions												W	38-35
09/19	Vikings												W	24-7
09/25	at Commanders												W	24-8
10/02	Jaguars	P	2	19	9.5	14	0	0	0.0	0	0	0	W	29-21
10/09	at Cardinals	P	0	0	0.0	0	0	0	0.0	0	0	0	W	20-17
10/16	Cowboys												W	26-17
10/30	Steelers												W	35-13
11/03	at Texans												W	29-17
11/14	Commanders												L	21-32
11/20	at Colts												W	17-16
11/27	Packers												W	40-33
12/04	Titans												W	35-10
12/11	at Giants												W	48-22
12/18	at Bears												W	25-20
12/24	at Cowboys												L	34-40
01/01	Saints												L	10-20
01/08	Giants												W	22-16
2022 TOTALS		2-0	2	19	9.5	14	0	0	0	0.0	0	0	0	14-3

2023 GAME-BY-GAME REGULAR-SEASON STATISTICS (EAGLES/COLTS)

DATE	OPPONENT	P/S	RUSHING				RECEIVING				W/L	SCORE		
			NO.	YDS.	AVG.	LG	TD	NO.	YDS.	AVG.			LG	TD
09/14	Vikings											W	34-28	
DID NOT PLAY														
Went from Eagles to Colts .														
09/24	at Ravens	P	5	17	3.4	5	0	1	4	4.0	4	0	W	22-19+
10/01	Rams	P	3	7	2.3	4	0	0	0	0.0	0	0	L	23-29+
10/08	Titans	P	0	0	0.0	0	0	0	0	0.0	0	0	W	23-16
10/15	at Jaguars	P	0	0	0.0	0	0	0	0	0.0	0	0	L	20-37
10/22	Browns	P	0	0	0.0	0	0	0	0	0.0	0	0	L	38-39
10/29	Saints	P	0	0	0.0	0	0	0	0	0.0	0	0	L	27-38
11/05	at Panthers	P	0	0	0.0	0	0	0	0	0.0	0	0	W	27-13
11/12	at Patriots	P	0	0	0.0	0	0	0	0	0.0	0	0	W	10-6
11/26	Buccaneers	P	0	0	0.0	0	0	0	0	0.0	0	0	W	27-20
12/03	at Titans	P	0	0	0.0	0	0	0	0	0.0	0	0	W	31-28+
12/10	at Bengals	P	3	13	4.3	8	0	0	0	0.0	0	0	L	14-34
12/16	Steelers	P	17	88	5.2	19	0	0	0	0.0	0	0	W	30-13
12/24	at Falcons	P	2	3	1.5	4	0	0	0	0.0	0	0	L	10-29
12/31	Raiders	P	5	32	6.4	27	0	2	9	4.5	7	0	W	23-20
01/06	Texans											L	19-23	
2023 TOTALS			14-0	35	160	4.6	27	0	3	13	4.3	7	0	9-7

+ - Overtime

2021 GAME-BY-GAME POSTSEASON STATISTICS (49ERS)

DATE	OPPONENT	P/S	RUSHING				RECEIVING				W/L	SCORE		
			NO.	YDS.	AVG.	LG	TD	NO.	YDS.	AVG.			LG	TD
01/16	at Cowboys											W	23-17	
01/22	at Packers											W	13-10	
01/30	at Rams	P	0	0	0.0	0	0	0	0	0.0	0	0	L	17-20
2021 TOTALS			1-0	0	0	0.0	0	0	0	0.0	0	0	2-1	

2022 GAME-BY-GAME POSTSEASON STATISTICS (EAGLES)

DATE	OPPONENT	P/S	RUSHING				RECEIVING				W/L	SCORE	
			NO.	YDS.	AVG.	LG	TD	NO.	YDS.	AVG.			LG
01/21	Giants											W	38-7
01/29	49ers											W	31-7
02/12	Chiefs											L	35-38
2022 TOTALS			0-0	0	0	0.0	0	0	0	0	0.0	0	2-1

JOSH SILLS
GUARD

65

6-6 325 LBS

NFL EXP: 3
(2ND YEAR WITH THE COLTS)
BORN: 1/26/98



COLLEGE:
OKLAHOMA STATE

4TH-AND-SHORT

- In his first two seasons with the Colts (2023) and Eagles (2022), he saw action in 18 games.
- Saw action in 52 games (47 starts) at Oklahoma State (2020-21) and West Virginia (2016-19).
- First Team All-Big 12 (2020, 2021).
- Second Team All-Big 12 (2018).



Acquired by the Colts off of waivers (Philadelphia) on August 30, 2023.



NFL HIGHLIGHTS

- Has played in 18 games in two seasons with the Colts (2023) and Philadelphia Eagles (2022).
- In 2023, he appeared in all 17 games.
- Saw action in one game for Philadelphia in 2022. Spent the entire season on the team's active roster.

COLLEGE HIGHLIGHTS

- Saw action in 52 games (47 starts) at Oklahoma State (2020-21) and West Virginia (2016-19).
- As a team captain in 2021, he earned First Team All-Big 12 honors after he saw action in 14 games (12 starts). He was on the watch list for the Outland Trophy.
- In his first season at Oklahoma State, he garnered First Team All-Big 12 accolades after he started all 11 games, with starts at left guard (six), left tackle (one) and right tackle (four).
- In 2019 at West Virginia, he started the first two games of the season before missing the remainder of the year.
- As a redshirt sophomore, he earned Second Team All-Big 12 honors after he appeared in 13 games (12 starts) at guard. He helped the offense rank second in the Big 12 in total offensive yards per game (512.3 avg.) and in points per game (40.3 avg.).
- In 2017, he saw action in 13 games (10 starts) with five starts coming at right guard and five starts at left guard. He was part of an offensive line that only allowed 4.1 tackles for loss per game, which ranked first in the Big 12.
- Redshirted the 2016 season.

PERSONAL

- Attended Meadowbrook High School in Byesville, Ohio.
- Selected to compete in the North-South All-Star Game in 2016.
- In 2015, he earned first-team all-division honors.
- Also handled kicking and punting duties and averaged 41.9 yards per punt.
- Set the school records for extra points in a single season (27) and career (69).
- Majored in agribusiness management.
- A native of Sarahsville, Ohio.

ADDITIONAL TRANSACTIONS

- Waived by the Philadelphia Eagles on August 29, 2023.
- Signed by the Eagles as an undrafted free agent on May 6, 2022.

JOSH SILLS' - NFL REGULAR SEASON STATISTICS

DATE	TEAM	GP	GS
2022	Eagles	1	0
2023	Colts	17	0
TOTALS		18	0

JOSH SILLS' - NFL POSTSEASON STATISTICS

DATE	TEAM	GP	GS
2022	Eagles	0	0
TOTALS		0	0

2022 GAME-BY-GAME REGULAR-SEASON STATISTICS (EAGLES)

DATE	OPPONENT	P/S		W/L	SCORE
09/11	at Lions		INACTIVE	W	38-35
09/19	Vikings		INACTIVE	W	24-7
09/25	at Commanders		INACTIVE	W	24-8
10/02	Jaguars		INACTIVE	W	29-21
10/09	at Cardinals	P		W	20-17
10/16	Cowboys		INACTIVE	W	26-17
10/30	Steelers		INACTIVE	W	35-13
11/03	at Texans		INACTIVE	W	29-17
11/14	Commanders		INACTIVE	L	21-32
11/20	at Colts		INACTIVE	W	17-16
11/27	Packers		INACTIVE	W	40-33
12/04	Titans		INACTIVE	W	35-10
12/11	at Giants		INACTIVE	W	48-22
12/18	at Bears		INACTIVE	W	25-20
12/24	at Cowboys		INACTIVE	L	34-40
01/01	Saints		DID NOT PLAY (NON-INJURY)	L	10-20
01/08	Giants		DID NOT PLAY (NON-INJURY)	W	22-16
2022 TOTALS		1-0		14-3	

2023 GAME-BY-GAME REGULAR-SEASON STATISTICS (COLTS)

DATE	OPPONENT	P/S		W/L	SCORE
09/10	Jaguars	P		L	21-31
09/17	at Texans	P		W	31-20
09/24	at Ravens	P		W	22-19+
10/01	Rams	P		L	23-29+
10/08	Titans	P		W	23-16
10/15	at Jaguars	P		L	20-37
10/22	Browns	P		L	38-39
10/29	Saints	P		L	27-38
11/05	at Panthers	P		W	27-13
11/12	at Patriots	P		W	10-6
11/26	Buccaneers	P		W	27-20
12/03	at Titans	P		W	31-28+
12/10	at Bengals	P		L	14-34
12/16	Steelers	P		W	30-13
12/24	at Falcons	P		L	10-29
12/31	Raiders	P		W	23-20
01/06	Texans	P		L	19-23
2023 TOTALS		17-0		9-8	

+ - Overtime

2022 GAME-BY-GAME POSTSEASON STATISTICS (EAGLES)

DATE	OPPONENT	P/S		W/L	SCORE
01/21	Giants		INACTIVE	W	38-7
01/29	49ers		INACTIVE	W	31-7
2022 TOTALS		0-0		2-0	

BRADEN SMITH

TACKLE

(BRAY-dca)

72

6-6 312 LBS

NFL EXP: 7

(7TH YEAR WITH THE COLTS)

BORN: 3/25/96



COLLEGE:
AUBURN

4TH-AND-SHORT

- In his first six seasons, he competed in 82 games (80 starts).
- PFWA All-Rookie Team (2018).

DOWN THE STRETCH

Pregame ritual: It kind of varies. I have a few nuances and superstitions but it changes week to week. There are usually small things.

What's on your bucket list: I want to be able to see most of the world. I don't want to be constricted to one area. The first place I would want to go is Greece.

Pets: I have two dogs named Rocket and Groot. They are named after "Guardians of the Galaxy" characters. Groot is a German Shepherd and Rocket is a Cavalier King Charles Spaniard.

Who is your inspiration: My parents. My dad is one of my driving factors. He has always pushed me. He has guided me in the right direction and I would do anything for him.

Who are some of your mentors: Some of the guys in college took me under their wing. It was Alex Kozan and Shon Coleman. They brought me in and helped me a lot.

Do you have a nickname: I have had a lot. Gigantor, Hulk and Terminator.

Favorite TV show: "Stranger Things"

What are your pet peeves: People coughing on me and people that eat loud.

Hobbies off the field: I like to garden and fish.



Selected by the Colts in the second round (37th overall) of the 2018 NFL Draft.

A GARDENER AT HEART

Growing up in Olathe, Kan., Smith found a hobby that has developed into a passion. "I am a really good gardener. That is one of the things that I like to pride myself on." Smith said he started helping his mom with a little planter in their backyard in the fourth grade and his interest grew from there. Even while playing at Auburn, Smith was able to continue gardening. "I had two areas in college – one was on campus and the other was about 30 minutes away – where I could have a little bit more space to do some stuff. I just did it to volunteer." He says it helps him relax and clear his head. "It is something that I like doing in my free time and kind of is a safe haven for me. It helps me get away from the chaos of everything."

**NFL HIGHLIGHTS**

- Has appeared in 82 games (80 starts) in five seasons with the Colts. Has started three postseason contests.
- In 2023, he started 10 games at right tackle. In Week 2 at HOU, he started and was part of an offensive line that did not allow a sack. In Week 3 at BAL, he started at right tackle for a line that paved the way for Zack Moss to rush for 122 yards. In Week 5 vs. TEN, he started at right tackle for a line that led the way for Zack Moss to rush for 165 yards and two touchdowns. In Week 10 vs. NE, he started at right tackle on an offensive line that didn't allow a sack. In Week 18 vs. HOU, he started at left tackle for a line that paved the way for the offense to rush for 227 yards, including Jonathan Taylor rushing for a single-game single-season high 188 yards.
- He started 16 games in 2022 and was part of an offensive line that helped Jonathan Taylor rush for 161 yards in Week 1 at HOU. In Week 6 vs. JAX, he was part of an offensive line that did not allow a sack in 58 pass attempts, which marks the most pass attempts in franchise history without allowing a sack. In Week 10 at LV, he was part of an offensive line that paved the way for the Colts to rush for 207 yards.
- In 2021, he started 11 games at right tackle and helped pave the way for six of Jonathan Taylor's 100-yard rushing games. He blocked for Taylor, who led the NFL in rushing yards and rushing touchdowns.
- Started 14 games in 2020 and helped the offensive line allow zero sacks in four different games. He also blocked for Taylor, who reached 1,000 rushing yards on the season. In Week 6 vs. CIN, he helped block for Philip Rivers, who threw for a season-best 371 yards. In Week 14 at LV, he helped the offense allow zero sacks and the offense rush for 212 yards. In Week 17 vs. JAX, he helped pave the way for Taylor who rushed for a franchise-record 253 yards. Started one postseason contest and helped the offensive line not allow a sack.
- Started all 16 games in 2019 and helped Marlon Mack

A NIGHT TO REMEMBER

Most draft picks have draft parties or go to the city where the draft is hosted. Smith had different plans. "I was at Texas A&M watching my fiancée play some softball." Smith's now wife, Courtney Shea, was playing catcher for Auburn on the night when he got drafted. Smith was watching from the stands and Shea's mom made sure to bring an iPad to check in on the draft. If she didn't know that he got drafted by the loud applause from the Auburn fan section, Shea's parents had it covered. "They brought a little poster board in case something happened so they could relay the message." Smith says it was an easy decision to support Shea on draft night. "I was definitely going to go to it. I mean, my fiancée wanted to be here with me when it happened. I mean, happy wife, happy life."

**NFL HIGHLIGHTS CONT...**

- became the first Colts 1,000-yard single-season rusher since 2016. In Week 1, he helped Mack rush for a career-high 174 yards. In Week 11 vs. JAX, he helped the Colts rush for 264 yards, which is the 12th highest total in team history and the most for the Colts since 11/21/04 against Chicago (275).
- Appeared in 15 games (13 starts) in 2018. Was part of an offensive line that ranked first in the NFL for the fewest sacks allowed. He was one of five Colts rookies to start in Week 1. In Weeks 7 and 8, helped the Colts rush for over 200 yards in back-to-back games, which was the first time since 1985. Was part of an offensive line that didn't allow a sack in five straight games, which tied the New York Giants (2010) and Tennessee Titans (2008) for the third-longest streak since 1982. Started two postseason games and helped the Colts rush for a postseason franchise-record 200 yards during AFC Wild Card weekend.
- Named to the PFWA All-Rookie Team.

COLLEGE HIGHLIGHTS

- Played in 53 games (41 starts) in four seasons (2014-17) as an offensive lineman at Auburn.
- Started in 41 consecutive games, beginning with the final game of his freshman year in 2014, to finish out his career.
- Earned All-America honors in both 2016 and 2017.
- Won the SEC Jacobs Blocking Trophy, given to the conference's best blocker in 2017.
- Named a team captain and started all 14 games at right guard for the Tigers in 2017.
- Earned First Team All-America honors from The Associated Press, *CBS Sports* and *SB Nation*.
- Selected to First Team All-SEC.
- Started all 13 games at right guard for Auburn in 2016.

COLLEGE HIGHLIGHTS CONT...

- Selected to the All-America second-team by *CBS Sports*.
- Garnered First Team All-SEC honors from the media and Second Team recognition from the conference coaches.
- Started all 13 games on the offensive line, primarily at right guard in 2015.
- Named a Second Team All-SEC choice by The Associated Press.
- Appeared in all 13 games (one start) in 2014 and saw action on both the offensive line and as a tight end in jumbo sets.
- Named to the All-SEC Freshman Team.
- His first career start came in the Outback Bowl vs. Wisconsin.

PERSONAL

- Attended Olathe (Kan.) South High School, where he was a two-way player on the football team.
- Finished with 82 pancake blocks on offense and 59 tackles on defense in his senior season.
- Was a two-year Buck Buchanan Award finalist, an award given to the best lineman in the Kansas City metro area.
- Participated in track and field and was a Kansas state shot put and discus champion.
- Rated as the No. 1 guard by *Scout.com* and No. 3 offensive lineman by *Rivals.com*.
- Participated in the NFL's My Cause My Cleats initiative and represented IndyHumane (2021-22), the National Breast Cancer Foundation (2020) and American Breast Cancer Foundation (2019).
- Volunteered at multiple community events with the Colts, including the Team Smile event, Horseshoe Helpings and Shop with a Colt.
- Married to his wife, Courtney, and they have a son, Wyatt.
- His father, David Smith, played football and ran track at Kansas and his sister, Megan, was a thrower at TCU.

BRADEN SMITH'S - NFL REGULAR SEASON STATISTICS

DATE	TEAM	GP	GS
2018	Colts	15	13
2019	Colts	16	16
2020	Colts	14	14
2021	Colts	11	11
2022	Colts	16	16
2023	Colts	10	10
TOTALS		82	80

BRADEN SMITH'S - NFL POSTSEASON STATISTICS

DATE	TEAM	GP	GS
2018	Colts	2	2
2020	Colts	1	1
TOTALS		3	3

2018 GAME-BY-GAME REGULAR-SEASON STATISTICS (COLTS)

DATE	OPPONENT	P/S	W/L	SCORE
09/09	Bengals	S	L	23-34
09/16	at Redskins		W	21-9
09/23	at Eagles	P	L	16-20
09/30	Texans	P	L	34-37+
10/04	at Patriots	S	L	24-38
10/14	at Jets	S	L	34-42
10/21	Bills	S	W	37-5
10/28	at Raiders	S	W	42-28
11/11	Jaguars	S	W	29-26
11/18	Titans	S	W	38-10
11/25	Dolphins	S	W	27-24
12/02	at Jaguars	S	L	0-6
12/09	at Texans	S	W	24-21
12/16	Cowboys	S	W	23-0
12/23	Giants	S	W	28-27
12/30	at Titans	S	W	33-17
2018 TOTALS	15-13		10-6	

DID NOT PLAY (NON-INJURY)

+ - Overtime

2019 GAME-BY-GAME REGULAR-SEASON STATISTICS (COLTS)

DATE	OPPONENT	P/S	W/L	SCORE
09/08	at Chargers	S	L	24-30+
09/15	at Titans	S	W	19-17
09/22	Falcons	S	W	27-24
09/29	Raiders	S	L	24-31
10/06	at Chiefs	S	W	19-13
10/20	Texans	S	W	30-23
10/27	Broncos	S	W	15-13
11/03	at Steelers	S	L	24-26
11/10	Dolphins	S	L	12-16
11/17	Jaguars	S	W	33-13
11/21	at Texans	S	L	17-20
12/01	Titans	S	L	17-31
12/08	at Buccaneers	S	L	35-38
12/16	at Saints	S	L	7-34
12/22	Panthers	S	W	38-6
12/29	at Jaguars	S	L	20-38
2019 TOTALS	16-16		7-9	

+ - Overtime

2020 GAME-BY-GAME REGULAR-SEASON STATISTICS (COLTS)

DATE	OPPONENT	P/S		W/L	SCORE
09/13	at Jaguars	S		L	20-27
09/20	Vikings	S		W	28-11
09/27	Jets	S		W	36-7
10/04	at Bears	S		W	19-11
10/11	at Browns	S		L	23-32
10/18	Bengals	S		W	31-27
11/01	at Lions	S		W	41-21
11/08	Ravens	S		L	10-24
11/12	at Titans	S		W	34-17
11/22	Packers		INACTIVE	W	34-31+
11/29	Titans	S		L	26-45
12/06	at Texans	S		W	26-20
12/13	at Raiders	S		W	44-27
12/20	Texans	S		W	27-20
12/27	at Steelers		RESERVE/COVID-19	L	24-28
01/03	Jaguars	S		W	28-14
2020 TOTALS		14-14		11-5	

+- Overtime

2021 GAME-BY-GAME REGULAR-SEASON STATISTICS (COLTS)

DATE	OPPONENT	P/S		W/L	SCORE
09/12	Seahawks	S		L	16-28
09/19	Rams		INACTIVE	L	24-27
09/26	at Titans		INACTIVE	L	16-25
10/03	at Dolphins		INACTIVE	W	27-17
10/11	at Ravens		INACTIVE	L	25-31+
10/17	Texans		INACTIVE	W	31-3
10/24	at 49ers		INACTIVE	W	30-18
10/31	Titans	S		L	31-34+
11/04	Jets	S		W	45-30
11/14	Jaguars	S		W	23-17
11/21	at Bills	S		W	41-15
11/28	Buccaneers	S		L	31-38
12/05	at Texans	S		W	31-0
12/18	Patriots	S		W	27-17
12/25	at Cardinals	S		W	22-16
01/02	Raiders	S		L	20-23
01/09	at Jaguars	S		L	11-26
2021 TOTALS		11-11		9-8	

+- Overtime

2022 GAME-BY-GAME REGULAR-SEASON STATISTICS (COLTS)

DATE	OPPONENT	P/S		W/L/T	SCORE
09/11	at Texans	S		T	20-20
09/18	at Jaguars	S		L	0-24
09/25	Chiefs	S		W	20-17
10/02	Titans	S		L	17-24
10/06	at Broncos	S		W	12-9+
10/16	Jaguars	S		W	34-27
10/23	at Titans	S		L	10-19
10/30	Commanders	S		L	16-17
11/06	at Patriots	S		L	3-26
11/13	at Raiders	S		W	25-20
11/20	Eagles	S		L	16-17
11/28	Steelers	S		L	17-24
12/04	at Cowboys		INACTIVE	L	19-54
12/17	at Vikings	S		L	36-39+
12/26	Chargers	S		L	3-20
01/01	at Giants	S		L	10-38
01/08	Texans	S		L	31-32
2022 TOTALS		16-16		4-12-1	

+- Overtime



2023 GAME-BY-GAME REGULAR-SEASON STATISTICS (COLTS)

DATE	OPPONENT	P/S		W/L	SCORE
09/10	Jaguars	S		L	21-31
09/17	at Texans	S		W	31-20
09/24	at Ravens	S		W	22-19+
10/01	Rams	S		L	23-29+
10/08	Titans	S		W	23-16
10/15	at Jaguars		INACTIVE	L	20-37
10/22	Browns		INACTIVE	L	38-39
10/29	Saints		INACTIVE	L	27-38
11/05	at Panthers		INACTIVE	W	27-13
11/12	at Patriots	S		W	10-6
11/26	Buccaneers	S		W	27-20
12/03	at Titans	S		W	31-28+
12/10	at Bengals		INACTIVE	L	14-34
12/16	Steelers		INACTIVE	W	30-13
12/24	at Falcons		INACTIVE	L	10-29
12/31	Raiders	S		W	23-20
01/06	Texans	S		L	19-23
2023 TOTALS		10-10		9-8	

+ - Overtime

2018 GAME-BY-GAME POSTSEASON STATISTICS (COLTS)

DATE	OPPONENT	P/S		W/L	SCORE
01/05	at Texans	S		W	21-7
01/12	at Chiefs	S		L	13-31
2018 TOTALS		2-2		1-1	

2020 GAME-BY-GAME POSTSEASON STATISTICS (COLTS)

DATE	OPPONENT	P/S		W/L	SCORE
01/09	at Bills	S		L	24-27
2020 TOTALS		1-1		0-1	

AMEER SPEED
CORNERBACK

37



6-3 215 LBS

NFL EXP: 2

(2ND YEAR WITH THE COLTS)

BORN: 10/11/99



COLLEGE:
MICHIGAN STATE

4TH-AND-SHORT

- As a rookie with the Colts (2023) and Patriots (2023), he appeared in 13 games and compiled three solo tackles, 1.0 tackle for loss and six special teams stops.
- He started 11-of-12 games at Michigan State in 2022 and totaled 62 tackles (36 solo), 1.0 tackle for loss and five passes defended. Prior to Michigan State, he played in 48 games (three starts) at Georgia (2017-21) and compiled 25 tackles (18 solo) and one pass defended.
- Was a member of the Georgia Bulldogs 2021 National Championship team.

Claimed by the Colts off waivers
(New England) on October 20,
2023.



 **@og.speed**

NFL HIGHLIGHTS

- He played in 13 games in 2023 and recorded three solo tackles, 1.0 tackle for loss and six special teams tackles.

COLLEGE HIGHLIGHTS

- Appeared in 60 games (14 starts) in his time at Michigan State (2022) and Georgia (2017-21) and totaled 87 tackles (54 solo), 1.0 tackle for loss and six passes defended.
- In 2022 at Michigan State, he played in all 12 games (11 starts) and recorded 62 tackles (36 solo), 1.0 tackle for loss and five passes defended.
- Saw action in 13 games (three starts) as a redshirt senior at Georgia in 2021 and tallied 13 tackles (seven solo).
- In 2020, he played in nine games and collected one solo tackle.
- He appeared in 13 games in 2019 and tallied five solo tackles.
- In 2018, he saw action in two games and registered one tackle.
- As a freshman in 2017, he played in 11 games and recorded five solo tackles and one pass defended.

PERSONAL

- Attended Sandalwood (Fla.) High School.
- Rated a four-star prospect by ESPN.com and *PrepStar Magazine*.
- Earned a bachelor's degree in sociology from Georgia in 2021.
- A native of Jacksonville, Fla.

ADDITIONAL TRANSACTIONS

- Waived by the New England Patriots on October 19, 2023.
- Selected by the Patriots in the sixth round (214th overall) of the 2023 NFL Draft.

AMEER SPEED'S - NFL REGULAR SEASON STATISTICS

DATE	TEAM	GP	GS	TACKLES								INTERCEPTIONS				FUMBLES				ST		MISC					
				TK	S	A	TFL	YDS	SK	YDS	QBH	NO	YDS	LG	TD	PD	FF	FR	TD	YDS	TK	S	A	FF	FR	S	A
2023	Patriots	5	0	2	2	0	0	0	0.0	0.0	0	0	0	0	0	0	0	0	0	1	1	0	0	0	0	0	
Went from New England to Indianapolis .																											
2023	Colts	8	0	1	1	0	1	23	0.0	0.0	0	0	0	0	0	0	0	0	0	5	4	1	0	0	0	0	
2023	TOTAL	13	0	3	3	0	1	23	0.0	0.0	0	0	0	0	0	0	0	0	6	5	1	0	0	0	0	0	
TOTALS		13	0	3	3	0	1	23	0.0	0.0	0	0	0	0	0	0	0	0	6	5	1	0	0	0	0	0	

SINGLE-GAME HIGHS: DEFENSIVE

Special Teams Tackles

- 2 at Atlanta Falcons, Dec 24, 2023
- 1 vs. Pittsburgh Steelers, Dec 16, 2023
- ...3 more at 1.

2023 GAME-BY-GAME REGULAR-SEASON STATISTICS (PATRIOTS/COLTS)

DATE	OPPONENT	P/S	TACKLES							INTERCEPTIONS					FUMBLES			ST				MISC		W/L	SCORE		
			TK	S	A	SK	YDS	TFL	YDS	QBH	NO	YDS	LG	TD	PD	FF	FR	TD	YDS	TK	S	A	FF			FR	S
09/10	Eagles	P	0	0	0	0.0	0.0	0	0	0	0	0	0	0	0	0	0	0	0	0	0	0	0	0	0	L	20-25
09/17	Dolphins		INACTIVE																							L	17-24
09/24	at Jets	P	0	0	0	0.0	0.0	0	0	0	0	0	0	0	0	0	0	0	0	0	0	0	0	0	0	W	15-10
10/01	at Cowboys	P	0	0	0	0.0	0.0	0	0	0	0	0	0	0	0	0	0	0	0	0	0	0	0	0	L	3-38	
10/08	Saints	P	2	2	0	0.0	0.0	0	0	0	0	0	0	0	0	0	0	0	0	0	0	0	0	0	L	0-34	
10/15	at Raiders	P	0	0	0	0.0	0.0	0	0	0	0	0	0	0	0	0	0	0	0	0	0	0	0	0	L	17-21	
Went from Patriots to Colts .																											
10/22	Browns		INACTIVE																							L	38-39
10/29	Saints		INACTIVE																							L	27-38
11/05	at Panthers		INACTIVE																							W	27-13
11/12	at Patriots	P	0	0	0	0.0	0.0	0	0	0	0	0	0	0	0	0	0	0	0	0	0	0	0	0	W	10-6	
11/26	Buccaneers	P	0	0	0	0.0	0.0	0	0	0	0	0	0	0	0	0	0	0	0	0	0	0	0	0	W	27-20	
12/03	at Titans	P	0	0	0	0.0	0.0	0	0	0	0	0	0	0	0	0	0	0	0	0	0	0	0	0	W	31-28+	
12/10	at Bengals	P	0	0	0	0.0	0.0	0	0	0	0	0	0	0	0	0	0	0	0	0	0	0	0	0	L	14-34	
12/16	Steelers	P	0	0	0	0.0	0.0	0	0	0	0	0	0	0	0	0	0	0	0	0	0	0	0	0	W	30-13	
12/24	at Falcons	P	0	0	0	0.0	0.0	0	0	0	0	0	0	0	0	0	0	0	0	0	0	0	0	0	L	10-29	
12/31	Raiders	P	0	0	0	0.0	0.0	0	0	0	0	0	0	0	0	0	0	0	0	0	0	0	0	0	W	23-20	
01/06	Texans	P	1	1	0	0.0	0.0	1	23	0	0	0	0	0	0	0	0	0	0	0	0	0	0	0	L	19-23	
2023 TOTALS		13-0	3	3	0	0.0	0.0	1	23	0	0	0	0	0	0	0	0	0	0	0	0	0	0	0	7-10		

+ - Overtime

E.J. SPEED
LINEBACKER

45

6-4 227 LBS
NFL EXP: 6
(6TH YEAR WITH THE COLTS)
BORN: 6/1/95



COLLEGE:
TARLETON STATE

4TH-AND-SHORT

- In his first five seasons, he registered 179 tackles (125 solo), 20.0 tackles for loss, 2.0 sacks, seven passes defended, six forced fumbles, 33 special teams stops, one blocked punt and two touchdowns off of blocked punts in 77 games (17 starts).
- 2x AFC Special Teams Player of the Week.
- Played quarterback in high school before switching to wide receiver in college and then finally linebacker.
- Highest drafted player in Tarleton State history.

DOWN THE STRETCH

What is on your bucket list: I want to go skydiving and snorkeling. I also want to start a shoe collection.

Do you have any nicknames: General, General-5, 5 and Speed.

Pregame ritual: I eat pasta before each game. I pray and I also like to call family members before the game. I usually listen to Kodak and Kevin Gates.

What is your favorite movie: "Get Rich or Die Trying"

Who is your mentor: My father is great at mentoring. Also, I really listen to anyone who has been through the situation I'm going through that is older. I tend to listen a lot to those people.

What is one of your pet peeves: I don't like people who talk a lot with no action.

What are your hidden talents: Cooking

What are your hobbies outside of football: I am kind of a foodie. I like to restaurant hop.

What is one thing you can't live without: Prayer

Who was your favorite athlete growing up: Devin Hester



Selected by the Colts in the fifth round (164th overall) of the 2019 NFL Draft.

 @EJ_SPEED

 @district.5_

STAYING CLOSE TO HOME

Like any high school football prospect, Speed had a tough decision to make. He was recruited by FBS schools, including Oklahoma State, Colorado and Colorado State. However, life for him changed his senior year. "My brother got diagnosed with cancer in December of my senior year in high school. So I decided to stay close to him with the chances that he would get over cancer and come and play with me at a closer school, about 45 minutes away from my house." Unfortunately, Speed's brother, Paul, passed in April of 2019. But Speed doesn't regret choosing a Division II school and thinks he was as prepared as any Division I athlete coming into the NFL. "I wouldn't say it was tough because we had a great strength and conditioning coach. We always lifted like DI athletes and trained like DI athletes."



MAKING THE SWITCH

Speed has switched positions multiple times throughout his career. During his high school career at North Crowley (Texas) High School, he played quarterback and was named First Team All-District his senior year. When he arrived at Tarleton, he was converted to wide receiver and redshirted. Then his sophomore year, he received a medical redshirt and finally ended up making the switch to linebacker in 2015. He credits his successful change in positions to his defensive coordinator at Tarleton State. "My defensive career started to blossom when Coach (Marcus) Patton got there," Speed said. "He did a great job of teaching me the game – run fits, pass drops and tendencies."

NFL HIGHLIGHTS

- In five seasons with the Colts, he has appeared in 77 games (17 starts) and has totaled 179 tackles (125 solo), 20.0 tackles for loss, 2.0 sacks, seven passes defended, six forced fumbles, 33 special teams stops, one blocked punt and two touchdowns off of blocked punts. Has competed in one postseason contest and tallied one special teams stop.
- He appeared in 16 games (11 starts) in 2023 and tallied 100 tackles (76 solo), 12.0 tackles for loss, 1.0 sack, four passes defended and three forced fumbles. He also had two special teams tackles. In Week 2 at HOU, he and tallied six solo tackles, 2.0 tackles for loss and 1.0

SPECIAL TEAMS PLAYER OF THE WEEK

Speed earned AFC Special Teams Player of the Week for Week 10 of 2020 at Tennessee after he blocked a Titans' punt late in the third quarter that cornerback T.J. Carrie recovered and returned for a touchdown. Speed became the first Indianapolis player to earn AFC Special Teams Player of the Week recognition since running back Nyheim Hines earned the distinction in Week 16 of the 2019 season.



SPECIAL TEAMS PLAYER OF THE WEEK

Speed earned AFC Special Teams Player of the Week in Week 10 of 2021 vs. Jacksonville after he recovered a blocked punt and returned it 12 yards for a touchdown and also registered one special teams tackle. It marked the second time in his career that Speed has garnered Player of the Week honors and became the second Indianapolis player to win AFC Special Teams Player of the Week honors in 2021, joining punter Rigoberto Sanchez.



NFL HIGHLIGHTS CONT...

- sack. In Week 9 at CAR, he collected three solo tackles and one forced fumble. In Week 13 at TEN, he compiled a team-high eight tackles (six solo) and single-game career-high 3.0 tackles for loss. In Week 15 vs. PIT, he compiled team highs in tackles (10) and solo tackles (nine) and also added one forced fumble. In Week 16 at ATL, tallied single-game career highs in tackles (13), solo tackles (10) and passes defended (two). He also added 1.0 tackle for loss. In Week 17 vs. LV, he led the team in tackles (12) and solo stops (eight) for the third-straight week. In Week 18 vs. HOU, he led the team in tackles (13) and solo stops (10) for the fourth-straight week. He also compiled a team-high 2.0 tackles for loss. He closed out the season with four consecutive 10-tackle games.
- In 2022, he competed in all 17 games (five starts) and compiled 55 tackles (32 solo), 7.0 tackles for loss, 1.0 sack, two passes defended and three forced fumbles. In Week 18 vs. HOU, he tied for the team

NFL HIGHLIGHTS CONT...

- high in tackles (eight), while also adding four solo tackles, one pass defended and one forced fumble. He recorded a forced fumble in the second quarter that was recovered by safety Julian Blackmon and returned 34 yards. It marked his second forced fumble in 2022, which sets a new single-season career high.
- Appeared in all 17 games (one start) in 2021 and recorded 18 tackles (14 solo), one pass defended, one forced fumble, 12 special teams stops and two blocked punts returned for touchdowns. In Week 2 vs. LAR, he forced a fumble that was recovered in the end zone by Ashton Dulin. In Week 5 at BAL, he registered a single-game career-high three special teams stops. In Week 10 vs. JAX, he was named AFC Special Teams Player of the Week after he recovered a blocked punt and ran the ball in the end zone for a 12-yard touchdown. In Week 15 vs. NE, he recovered a blocked punt in the end zone for a touchdown. In Week 16 at ARI, he made his first-career start and led the team in tackles (nine) and solo tackles (eight) while adding one pass defended.
 - In 2020, he played in 15 games and totaled nine special teams stops and one blocked punt. In Week 10 at TEN, he earned AFC Special Teams Player of the Week after he blocked a punt that was then recovered for a touchdown. It marked the Colts' first blocked punt since 2017 and the team's first touchdown off a blocked punt since Week 13 of 2010. Appeared in one postseason game and tallied one special teams tackle.
 - Appeared in 12 games in 2019 and totaled six tackles (three solo), 1.0 tackle for loss and one special teams stop.

COLLEGE HIGHLIGHTS

- Played in 35 games and totaled 231 tackles (118 solo), 36.0 tackles for loss, 11.5 sacks, 10 passes defended, three interceptions, eight forced fumbles, four fumble recoveries and three blocked kicks. He became the highest drafted player in Tarleton State history.
- In 2018, he earned Second Team All-LSC honors after he appeared in 12 games and recorded 106 tackles (55 solo), 12.5 tackles for loss, 5.0 sacks, five passes defended, one interception and two forced fumbles. He totaled 17 tackles (nine solo), half a tackle for loss and one interception at Minnesota State. Also finished with 15 tackles (11 solo), 2.0 tackles for loss, 1.0 sack and one forced fumble against Texas A&M-Commerce.
- Played in five games in 2017 after dealing with injuries and finished with 41 tackles (24 solo), 8.5 tackles for loss, half a sack, two passes defended, one interception, one forced fumble, two fumble recoveries and one blocked kick. He had a season-high 12 tackles against Delta State.
- In 2016, he was a Second Team All-LSC choice after appearing in 11 games and totaling 68 tackles (35 solo), 13.0 tackles for loss, 6.0 sacks, three passes defended, one interception, five forced fumbles, two fumble recoveries and two blocked kicks. His five forced

COLLEGE HIGHLIGHTS CONT...

- fumbles led the nation and he forced a career-high three forced fumbles at Eastern New Mexico.
- Played in seven games in 2015 and accumulated 16 tackles (four solo) and 2.0 tackles for loss.
 - He received a medical redshirt in 2014 and missed the entire season. He converted from wide receiver to linebacker in the spring.
 - Redshirted as a true freshman and converted to wide receiver after playing quarterback in high school.

PERSONAL

- Attended North Crowley High School in Fort Worth, Texas.
- Ranked a two-star prospect by *Rivals*.
- Named a Top-30 prospect in *Dave Campbell's Texas Football* magazine.
- As a senior, he was named First Team All-District after he passed for over 3,000 yards and rushed for 350 yards and one touchdown.
- Volunteered at numerous community events with the Colts in 2019, including the Colts Youth Football Camp, the Team Smile event, Lids for Kids and the Pros vs. GI Joes event.
- Participated in the NFL's My Cause My Cleats initiative and represented the Leukemia & Lymphoma Society (2020-22) and the Lymphoma Research Foundation (2019, 2023).
- In 2020, he participated in a Colts' mobile pantry distribution and attended a Marion County Juvenile Detention Center activation event.
- Majored in kinesiology.
- A native of Fort Worth, Texas.

E.J. SPEED'S - NFL REGULAR SEASON STATISTICS

DATE	TEAM	GP	GS	TACKLES								INTERCEPTIONS				FUMBLES				ST		MISC				
				TK	S	A	TFL	YDS	SK	YDS	QBH	NO	YDS	LG	TD	PD	FF	FR	TD	YDS	TK	S	A	FF	FR	S
2019	Colts	12	0	6	3	3	1	1	0.0	0.0	0	0	0	0	0	0	0	0	0	1	1	0	0	0	0	0
2020	Colts	15	0	0	0	0	0	0	0	0.0	0.0	0	0	0	0	0	0	0	9	7	2	0	0	0	0	
2021	Colts	17	1	18	14	4	0	0	0.0	0.0	0	0	0	0	1	1	0	0	13	9	4	0	0	0	0	
2022	Colts	17	5	55	32	23	7	9	1.0	7.0	1	0	0	0	2	2	0	0	8	5	3	0	0	0	0	
2023	Colts	16	11	100	76	24	12	32	1.0	9.0	2	0	0	0	4	3	0	0	2	2	0	0	0	0	0	
TOTALS		77	17	179	125	54	20	42	2.0	16.0	3	0	0	0	7	6	0	0	33	24	9	0	0	0	0	

E.J. SPEED'S - NFL POSTSEASON STATISTICS

DATE	TEAM	GP	GS	TACKLES								INTERCEPTIONS				FUMBLES				ST		MISC			
				TK	S	A	TFL	YDS	SK	YDS	QBH	NO	YDS	LG	TD	PD	FF	FR	TD	YDS	TK	S	A	FF	FR
2020	Colts	1	0	0	0	0	0	0	0.0	0.0	0	0	0	0	0	0	0	0	1	1	0	0	0	0	0
TOTALS		1	0	0	0	0	0	0	0.0	0.0	0	0	0	0	0	0	0	0	1	1	0	0	0	0	0

SINGLE-GAME HIGHS: DEFENSIVE

- Total Tackles** 13 vs. Houston Texans, Jan 06, 2024
12 vs. Las Vegas Raiders, Dec 31, 2023
...1 more at 12.
- Solo Tackles** 10 vs. Houston Texans, Jan 06, 2024
...1 more at 10.
- Sacks** 1.0 at Houston Texans, Sep 17, 2023
...1 more at 1.0.
- Passes Defensed** 2 at Atlanta Falcons, Dec 24, 2023
1 vs. Tennessee Titans, Oct 08, 2023
...4 more at 1.
- Forced Fumbles** 1 vs. Pittsburgh Steelers, Dec 16, 2023
...5 more at 1.
- Tackles For Loss** 3 at Tennessee Titans, Dec 03, 2023
2 vs. Houston Texans, Jan 06, 2024
...2 more at 2.
- Special Teams Tackles** 3 at San Francisco 49ers, Oct 24, 2021
...1 more at 3.

SINGLE-GAME HIGHS - POSTSEASON: DEFENSIVE

- Special Teams Tackles** 1 at Buffalo Bills, Jan 09, 2021

2019 GAME-BY-GAME REGULAR-SEASON STATISTICS (COLTS)

DATE	OPPONENT	P/S	TACKLES								INTERCEPTIONS				FUMBLES				ST		MISC		W/L	SCORE					
			TK	S	A	SK	YDS	TFL	YDS	QBH	NO	YDS	LG	TD	PD	FF	FR	TD	YDS	TK	S	A			FF	FR	S	A	
09/08	at Chargers		INACTIVE																								L	24-30+	
09/15	at Titans	P	0	0	0	0	0	0	0	0	0	0	0	0	0	0	0	0	0	0	0	0	0	0	0	0	0	W	19-17
09/22	Falcons	P	0	0	0	0	0	0	0	0	0	0	0	0	0	0	0	0	0	0	0	0	0	0	0	0	W	27-24	
09/29	Raiders	P	6	3	3	0	0	0	1	1	0	0	0	0	0	0	0	0	0	0	0	0	0	0	0	0	L	24-31	
10/06	at Chiefs	P	0	0	0	0	0	0	0	0	0	0	0	0	0	0	0	0	0	0	0	0	0	0	0	0	W	19-13	
10/20	Texans	P	0	0	0	0	0	0	0	0	0	0	0	0	0	0	0	0	0	0	0	0	0	0	0	0	W	30-23	
10/27	Broncos	P	0	0	0	0	0	0	0	0	0	0	0	0	0	0	0	0	1	1	0	0	0	0	0	0	W	15-13	
11/03	at Steelers	P	0	0	0	0	0	0	0	0	0	0	0	0	0	0	0	0	0	0	0	0	0	0	0	0	L	24-26	
11/10	Dolphins		INACTIVE																								L	12-16	
11/17	Jaguars	P	0	0	0	0	0	0	0	0	0	0	0	0	0	0	0	0	0	0	0	0	0	0	0	0	W	33-13	
11/21	at Texans	P	0	0	0	0	0	0	0	0	0	0	0	0	0	0	0	0	0	0	0	0	0	0	0	0	L	17-20	
12/01	Titans	P	0	0	0	0	0	0	0	0	0	0	0	0	0	0	0	0	0	0	0	0	0	0	0	0	L	17-31	
12/08	at Buccaneers		INACTIVE																								L	35-38	
12/16	at Saints		INACTIVE																								L	7-34	
12/22	Panthers	P	0	0	0	0	0	0	0	0	0	0	0	0	0	0	0	0	0	0	0	0	0	0	0	0	W	38-6	
12/29	at Jaguars	P	0	0	0	0	0	0	0	0	0	0	0	0	0	0	0	0	0	0	0	0	0	0	0	0	L	20-38	
2019 TOTALS		12-0	6	3	3	0	0	0	1	1	0	0	0	0	0	0	0	0	1	1	0	0	0	0	0	7-9			

+ - Overtime

2020 GAME-BY-GAME REGULAR-SEASON STATISTICS (COLTS)

DATE	OPPONENT	P/S	TACKLES							INTERCEPTIONS				FUMBLES			ST			MISC		W/L	SCORE					
			TK	S	A	SK	YDS	TFL	YDS	QBH	NO	YDS	LG	TD	PD	FF	FR	TD	YDS	TK	S			A	FF	FR	S	A
09/13	at Jaguars	P	0	0	0	0.0	0.0	0	0	0	0	0	0	0	0	0	0	0	0	0	0	0	0	0	0	0	L	20-27
09/20	Vikings		INACTIVE																							W	28-11	
09/27	Jets	P	0	0	0	0.0	0.0	0	0	0	0	0	0	0	0	0	0	0	1	1	0	0	0	0	0	0	W	36-7
10/04	at Bears	P	0	0	0	0.0	0.0	0	0	0	0	0	0	0	0	0	0	0	1	1	0	0	0	0	0	0	W	19-11
10/11	at Browns	P	0	0	0	0.0	0.0	0	0	0	0	0	0	0	0	0	0	0	2	1	1	0	0	0	0	0	L	23-32
10/18	Bengals	P	0	0	0	0.0	0.0	0	0	0	0	0	0	0	0	0	0	0	0	0	0	0	0	0	0	0	W	31-27
11/01	at Lions	P	0	0	0	0.0	0.0	0	0	0	0	0	0	0	0	0	0	0	0	0	0	0	0	0	0	0	W	41-21
11/08	Ravens	P	0	0	0	0.0	0.0	0	0	0	0	0	0	0	0	0	0	0	0	0	0	0	0	0	0	0	L	10-24
11/12	at Titans	P	0	0	0	0.0	0.0	0	0	0	0	0	0	0	0	0	0	0	0	0	0	0	0	0	0	0	W	34-17
11/22	Packers	P	0	0	0	0.0	0.0	0	0	0	0	0	0	0	0	0	0	0	1	1	0	0	0	0	0	0	W	34-31+
11/29	Titans	P	0	0	0	0.0	0.0	0	0	0	0	0	0	0	0	0	0	0	0	0	0	0	0	0	0	0	L	26-45
12/06	at Texans	P	0	0	0	0.0	0.0	0	0	0	0	0	0	0	0	0	0	0	0	0	0	0	0	0	0	0	W	26-20
12/13	at Raiders	P	0	0	0	0.0	0.0	0	0	0	0	0	0	0	0	0	0	0	0	0	0	0	0	0	0	0	W	44-27
12/20	Texans	P	0	0	0	0.0	0.0	0	0	0	0	0	0	0	0	0	0	0	1	1	0	0	0	0	0	0	W	27-20
12/27	at Steelers	P	0	0	0	0.0	0.0	0	0	0	0	0	0	0	0	0	0	0	2	1	1	0	0	0	0	0	L	24-28
01/03	Jaguars	P	0	0	0	0.0	0.0	0	0	0	0	0	0	0	0	0	0	0	1	1	0	0	0	0	0	0	W	28-14
2020 TOTALS		15-0	0	0	0	0.0	0.0	0	0	0	0	0	0	0	0	0	0	0	9	7	2	0	0	0	0	0	11-5	

+ - Overtime

2021 GAME-BY-GAME REGULAR-SEASON STATISTICS (COLTS)

DATE	OPPONENT	P/S	TACKLES							INTERCEPTIONS				FUMBLES			ST			MISC		W/L	SCORE					
			TK	S	A	SK	YDS	TFL	YDS	QBH	NO	YDS	LG	TD	PD	FF	FR	TD	YDS	TK	S			A	FF	FR	S	A
09/12	Seahawks	P	0	0	0	0.0	0.0	0	0	0	0	0	0	0	0	0	0	0	0	0	0	0	0	0	0	0	L	16-28
09/19	Rams	P	1	1	0	0.0	0.0	0	0	0	0	0	0	0	0	1	0	0	0	0	0	0	0	0	0	0	L	24-27
09/26	at Titans	P	0	0	0	0.0	0.0	0	0	0	0	0	0	0	0	0	0	0	1	1	0	0	0	0	0	0	L	16-25
10/03	at Dolphins	P	0	0	0	0.0	0.0	0	0	0	0	0	0	0	0	0	0	0	0	0	0	0	0	0	0	0	W	27-17
10/11	at Ravens	P	0	0	0	0.0	0.0	0	0	0	0	0	0	0	0	0	0	0	3	2	1	0	0	0	0	0	L	25-31+
10/17	Texans	P	1	1	0	0.0	0.0	0	0	0	0	0	0	0	0	0	0	0	1	1	0	0	0	0	0	0	W	31-3
10/24	at 49ers	P	0	0	0	0.0	0.0	0	0	0	0	0	0	0	0	0	0	0	3	2	1	0	0	0	0	0	W	30-18
10/31	Titans	P	3	2	1	0.0	0.0	0	0	0	0	0	0	0	0	0	0	0	0	0	0	0	0	0	0	0	L	31-34+
11/04	Jets	P	0	0	0	0.0	0.0	0	0	0	0	0	0	0	0	0	0	0	1	1	0	0	0	0	0	0	W	45-30
11/14	Jaguars	P	0	0	0	0.0	0.0	0	0	0	0	0	0	0	0	0	0	0	1	1	0	0	0	0	0	0	W	23-17
11/21	at Bills	P	2	1	1	0.0	0.0	0	0	0	0	0	0	0	0	0	0	0	0	0	0	0	0	0	0	0	W	41-15
11/28	Buccaneers	P	0	0	0	0.0	0.0	0	0	0	0	0	0	0	0	0	0	0	0	0	0	0	0	0	0	0	L	31-38
12/05	at Texans	P	1	1	0	0.0	0.0	0	0	0	0	0	0	0	0	0	0	0	1	0	1	0	0	0	0	0	W	31-0
12/18	Patriots	P	1	0	1	0.0	0.0	0	0	0	0	0	0	0	0	0	0	0	1	1	0	0	0	0	0	0	W	27-17
12/25	at Cardinals	S	9	8	1	0.0	0.0	0	0	0	0	0	0	0	1	0	0	0	0	0	0	0	0	0	0	0	W	22-16
01/02	Raiders	P	0	0	0	0.0	0.0	0	0	0	0	0	0	0	0	0	0	0	1	0	1	0	0	0	0	0	L	20-23
01/09	at Jaguars	P	0	0	0	0.0	0.0	0	0	0	0	0	0	0	0	0	0	0	0	0	0	0	0	0	0	0	L	11-26
2021 TOTALS		17-1	18	14	4	0.0	0.0	0	0	0	0	0	0	0	1	1	0	0	0	0	0	0	0	0	0	9-8		

+ - Overtime

2022 GAME-BY-GAME REGULAR-SEASON STATISTICS (COLTS)

DATE	OPPONENT	P/S	TACKLES							INTERCEPTIONS				FUMBLES			ST			MISC		W/L	SCORE				
			TK	S	A	SK	YDS	TFL	YDS	QBH	NO	YDS	LG	TD	PD	FF	FR	TD	YDS	TK	S			A	FF	FR	S
09/11	at Texans	S	7	3	4	1.0	7.0	0	0	1	0	0	0	0	0	1	0	0	0	0	0	0	0	0	0	T	20-20
09/18	at Jaguars	S	5	5	0	0.0	0.0	2	3	0	0	0	0	0	0	0	0	0	0	0	0	0	0	0	L	0-24	
09/25	Chiefs	P	1	0	1	0.0	0.0	0	0	0	0	0	0	0	1	0	0	0	0	1	1	0	0	0	W	20-17	
10/02	Titans	S	3	1	2	0.0	0.0	0	0	0	0	0	0	0	0	0	0	0	0	0	0	0	0	0	L	17-24	
10/06	at Broncos	S	1	0	1	0.0	0.0	0	0	0	0	0	0	0	0	0	0	0	0	0	0	0	0	0	W	12-9+	
10/16	Jaguars	P	4	2	2	0.0	0.0	1	2	0	0	0	0	0	0	0	0	0	0	2	0	2	0	0	W	34-27	
10/23	at Titans	P	4	4	0	0.0	0.0	1	1	0	0	0	0	0	0	0	0	0	0	0	0	0	0	0	L	10-19	
10/30	Commanders	P	3	2	1	0.0	0.0	1	1	0	0	0	0	0	0	0	0	0	0	0	0	0	0	0	L	16-17	
11/06	at Patriots	P	0	0	0	0.0	0.0	0	0	0	0	0	0	0	0	0	0	0	1	1	0	0	0	0	L	3-26	
11/13	at Raiders	P	3	2	1	0.0	0.0	0	0	0	0	0	0	0	0	0	0	0	0	0	0	0	0	0	W	25-20	
11/20	Eagles	P	1	1	0	0.0	0.0	0	0	0	0	0	0	0	0	0	0	0	0	0	0	0	0	0	L	16-17	
11/28	Steelers	P	6	2	4	0.0	0.0	1	0	0	0	0	0	0	0	0	0	0	1	1	0	0	0	0	L	17-24	
12/04	at Cowboys	P	2	1	1	0.0	0.0	0	0	0	0	0	0	0	0	0	0	0	1	1	0	0	0	0	L	19-54	
12/17	at Vikings	S	1	1	0	0.0	0.0	0	0	0	0	0	0	0	0	0	0	0	2	1	1	0	0	0	L	36-39+	
12/26	Chargers	P	5	3	2	0.0	0.0	0	0	0	0	0	0	0	0	0	0	0	0	0	0	0	0	0	L	3-20	
01/01	at Giants	P	1	1	0	0.0	0.0	1	2	0	0	0	0	0	0	0	0	0	0	0	0	0	0	0	L	10-38	
01/08	Texans	P	8	4	4	0.0	0.0	0	0	0	0	0	0	0	1	1	0	0	0	0	0	0	0	0	L	31-32	
2022 TOTALS			17-5	55	32	23	1.0	7.0	7	9	1	0	0	0	0	2	2	0	0	0	0	0	0	0	0	4-12-1	

+ - Overtime

2023 GAME-BY-GAME REGULAR-SEASON STATISTICS (COLTS)

DATE	OPPONENT	P/S	TACKLES							INTERCEPTIONS				FUMBLES			ST			MISC		W/L	SCORE			
			TK	S	A	SK	YDS	TFL	YDS	QBH	NO	YDS	LG	TD	PD	FF	FR	TD	YDS	TK	S			A	FF	FR
09/10	Jaguars	P	5	3	2	0.0	0.0	1	0	0	0	0	0	0	0	1	0	0	0	0	0	0	0	0	L	21-31
09/17	at Texans	S	6	6	0	1.0	9.0	2	10	1	0	0	0	0	0	0	0	0	0	0	0	0	0	0	W	31-20
09/24	at Ravens	S	4	4	0	0.0	0.0	1	2	0	0	0	0	0	0	0	0	0	0	0	0	0	0	0	W	22-19+
10/01	Rams	P	4	2	2	0.0	0.0	0	0	1	0	0	0	0	1	0	0	0	0	0	0	0	0	0	L	23-29+
10/08	Titans	S	6	2	4	0.0	0.0	0	0	0	0	0	0	0	1	0	0	0	1	1	0	0	0	0	W	23-16
10/15	at Jaguars	S	2	2	0	0.0	0.0	1	0	0	0	0	0	0	0	0	0	0	0	0	0	0	0	0	L	20-37
10/22	Browns	S	4	1	3	0.0	0.0	1	4	0	0	0	0	0	0	0	0	0	1	1	0	0	0	0	L	38-39
10/29	Saints	P	2	2	0	0.0	0.0	0	0	0	0	0	0	0	0	0	0	0	0	0	0	0	0	0	L	27-38
11/05	at Panthers	P	3	3	0	0.0	0.0	0	0	0	0	0	0	0	0	1	0	0	0	0	0	0	0	0	W	27-13
11/12	at Patriots	P	3	3	0	0.0	0.0	0	0	0	0	0	0	0	0	0	0	0	0	0	0	0	0	0	W	10-6
11/26	Buccaneers	S	6	5	1	0.0	0.0	0	0	0	0	0	0	0	0	0	0	0	0	0	0	0	0	0	W	27-20
12/03	at Titans	S	8	6	2	0.0	0.0	3	10	0	0	0	0	0	0	0	0	0	0	0	0	0	0	0	W	31-28+
12/10	at Bengals																								L	14-34
12/16	Steelers	S	10	9	1	0.0	0.0	0	0	0	0	0	0	0	0	1	0	0	0	0	0	0	0	0	W	30-13
12/24	at Falcons	S	12	10	2	0.0	0.0	1	3	0	0	0	0	0	2	0	0	0	0	0	0	0	0	0	L	10-29
12/31	Raiders	S	12	8	4	0.0	0.0	0	0	0	0	0	0	0	0	0	0	0	0	0	0	0	0	0	W	23-20
01/06	Texans	S	13	10	3	0.0	0.0	2	3	0	0	0	0	0	0	0	0	0	0	0	0	0	0	0	L	19-23
2023 TOTALS			16-11	100	76	24	1.0	9.0	12	32	2	0	0	0	0	4	3	0	0	0	0	0	0	0	0	9-8

+ - Overtime

2020 GAME-BY-GAME POSTSEASON STATISTICS (COLTS)

DATE	OPPONENT	P/S	TACKLES							INTERCEPTIONS				FUMBLES			ST			MISC		W/L	SCORE			
			TK	S	A	SK	YDS	TFL	YDS	QBH	NO	YDS	LG	TD	PD	FF	FR	TD	YDS	TK	S			A	FF	FR
01/09	at Bills	P	0	0	0	0.0	0.0	0	0	0	0	0	0	0	0	0	0	0	0	1	1	0	0	0	L	24-27
2020 TOTALS			1-0	0	0	0.0	0.0	0	0	0	0	0	0	0	0	0	0	0	0	1	1	0	0	0	0	0-1

GROVER STEWART

DEFENSIVE TACKLE

90

6-4 314 LBS

NFL EXP: 8

(8TH YEAR WITH THE COLTS)

BORN: 10/20/93



COLLEGE:
ALBANY STATE

4TH-AND-SHORT

- In his first seven seasons, he accumulated 280 tackles (164 solo), 30.0 tackles for loss, 9.0 sacks, seven passes defended, one forced fumble, one fumble recovery and two field goal blocks in 107 games (75 starts).
- In 2022, he recorded career highs in total tackles (70), tackles for loss (9.0) and sacks (4.0).
- 4x First Team SIAC All-Conference.

DOWN THE STRETCH

Favorite team and/or athlete outside of football: LeBron James

Hobbies outside of football: Fishing, riding four wheelers and working on cars

What is something interesting about you that most people may not know: In high school, I ran the 100 meters in track.

Favorite food: Wings and hamburgers

Favorite vacation spot: Pensacola, Fla.

If you could have lunch with three people, living or dead, who would they be: My grandma, my granddad and my son

What is your pregame ritual: I always look at my son's picture, because I know he's going to be my No. 1 fan and that pushes me.

What is your main motivation as a player: My son is my biggest motivation. I always know I didn't have much, so I want him to have it. That's pushing me.

What was your first job or your most unique job growing up: I was a country guy so working in fields. I worked in a watermelon patch. In college my first real job was at a pecan mill pushing barrels.

Did you have an important coach or mentor growing up: My high school coach Dondrial Pinkins. He was the one that pushed me and made me open my eyes and realize everything.



Selected by the Colts in the fourth round (144th overall) of the 2017 NFL Draft.

GROVER THE MECHANIC

When Stewart's not pushing around offensive linemen on the football field, he loves to be tinkering under the hood of an old car. "I love working on cars," Stewart said. "I used to always watch my dad work on cars, and I said, 'I need to figure out how to work on those just in case I have problems.'" But Stewart has taken his mechanical interest beyond just the ability to make a needed repair. These days he's looking to take old or damaged vehicles, fix them up and sell them for a profit. He worked on a Ford F-250 Lariat during the 2018 offseason.

THREE-POINT STANCE SPRINTER

Believe it or not, Stewart dabbled in some sprinting in high school. He was a thrower on the track & field team but had surprising quickness for a big man. After sizing up the competition at one meet, Stewart decided he could take the field. "I was just checking out the guys and I was like, 'Yeah, I know I'm faster than them,'" he said. His coach gave him the go-ahead to give it a shot. "Everybody was looking at me on the start line. I didn't know how to use the blocks, so I got in a three-point stance. I want to say I was in first after the first 50 (meters), but towards the end they were passing by me. But I still came in third place."

A KID FROM CAMILLA

Stewart is a self-proclaimed "country boy" from the small town of Camilla, Ga. (population around 5,000). He's proud of his unlikely journey from a tiny community to the NFL and wants to help those that come after him. "It means a lot to me, because I'm opening doors to younger guys and the guys from back home," Stewart said. "They see me and I tell them, 'It doesn't matter where you're from. It's all about the hard work you put in and the decisions you make.' I want to say the biggest thing I did was make better decisions. Coming from there, I just tell the guys, 'Just keep your head up, stay focused on the goal.' I stayed focused and look what happened."



Camilla, Ga.

NFL HIGHLIGHTS

- In seven seasons with the Colts, he has competed in 107 games (75 starts) and has totaled 280 tackles (164 solo), 30.0 tackles for loss, 9.0 sacks, seven passes defended, one forced fumble, one fumble recovery and two field goal blocks. Has appeared in three postseason games (one start) and has recorded four tackles (three solo).
- In 2023, he started all 11 games he played in and tallied 41 tackles (23 solo), 5.0 tackles for loss and half a sack. In Week 14 at CIN, he totaled five tackles (four solo). In Week 16 at ATL, he compiled four tackles (two solo) and 2.0 tackles for loss.
- He started all 17 games in 2022 and registered 70 tackles (44 solo), 9.0 tackles for loss, 4.0 sacks, three passes defended and one fumble recovery. He recorded single-season career highs in tackles, solo tackles, tackles for loss and sacks. In Week 5 at DEN, Stewart blocked a field goal in the third quarter. It marked Indianapolis' first blocked field goal since Denico Autry did it in Week 15 of 2018 vs. Dallas. In Week 7 at TEN, he tallied single-game career highs in tackles (12) and solo tackles (six). Since at least 1994, his 12 tackles rank first by a Colts defensive tackle in a single game. In Week 10 at LV, he tallied four tackles (three solo), 2.0 tackles for loss and 1.0 sack. In Week 13 at DAL, he compiled five tackles (two solo) and blocked an extra point. It marked the first blocked extra point by the Colts since Denico Autry in Week 10 of 2018.
- In 2021, he started all 17 games and recorded 46 tackles (23 solo), 2.0 tackles for loss, 1.0 sack, one pass defended and one forced fumble. In Week 4 at MIA, he compiled three tackles (two solo), 1.0 sack and one forced fumble. He registered a strip-sack in the fourth

NFL HIGHLIGHTS CONT...

- quarter that was recovered by Darius Leonard. In Week 6 vs. HOU, he tallied a single-game career-high seven tackles (two solo).
- Started all 16 games for the first time in 2020 and tallied 53 tackles (40 solo), 6.0 tackles for loss, half a sack and one pass defended. Among NFL defensive tackles, he had the most solo tackles and tied for ninth in total tackles. In Week 10 at TEN, he recorded five tackles (three solo) and 1.0 tackle for loss. Started one postseason contest and registered two solo tackles.
- In 2019, played in all 16 games (13 starts) and recorded 30 tackles (14 solo), 5.0 tackles for loss, 3.0 sacks and one pass defended. In Week 2 at TEN, he recorded four tackles (one solo), 1.0 tackle for loss and his first career sack. In Week 16 vs. CAR, he tallied two solo tackles, 1.0 tackle for loss and 1.0 sack.
- Appeared in 15 games (one start) in 2018 and had 17 tackles (eight solo) and 2.0 tackles for loss. Made his first career start in Week 6 at the NYJ. Played in two postseason contests and had two tackles (one solo) and half a sack.
- Competed in 15 games during his 2017 rookie season and totaled 23 tackles (12 solo) and 1.0 tackle for loss.

COLLEGE HIGHLIGHTS

- Played in 39 games (19 starts) and totaled 141 tackles (90 solo), 35.5 tackles for loss, 27.0 sacks, five passes defended and two forced fumbles.
- Was a four-time First Team SIAC All-Conference honoree.
- Participated in the 2017 NFLPA Collegiate Bowl.
- Named the Most Valuable Player for football and the ASU Athlete of the Year at the 2016 Albany State sports banquet.
- Also was a member of the Albany State men's track and field team for three years, competing in the shot put and discus. Won the 2014 SIAC Championship as a member of the program.
- Started all nine games in 2016 and tallied 37 tackles (26 solo), 12.0 tackles for loss, 7.5 sacks, two passes defended and one forced fumble.
- Named the Most Valuable Player for football and the ASU Athlete of the Year at the Albany State sports banquet.
- Earned First Team SIAC All-Conference honors in 2016.
- Started all 10 games in 2015 and totaled 29 tackles (19 solo), 15.0 tackles for loss, 7.0 sacks and one pass defended.
- Earned First Team SIAC All-Conference honors in 2015.
- Saw action in all 10 games in 2014 and registered 39 tackles (24 solo) and 7.5 sacks.
- Earned First Team SIAC All-Conference honors in 2014.
- In 2013, participated in all 10 games and compiled 36 tackles (21 solo), 8.5 tackles for loss, 5.0 sacks, two passes defended and one forced fumble.
- Earned First Team SIAC All-Conference honors in 2013.

PERSONAL

- Attended Mitchell County High School in Camilla, Ga. where he played football and participated in track.
- Earned his bachelor's degree in criminal justice from Albany State in December of 2016.
- Participated in the NFL's My Cause My Cleats initiative and represented The Bloom Project (2022, 2023) 100 Black Men of Indianapolis (2020), the Center for the African American Male at Albany State University (2019), MADD – Mothers Against Drunk Driving (2018) and Autism Speaks (2017).
- In 2020, he participated in four Colts' mobile pantry distributions as part of the No One Runs on Empty program.
- A native of Camilla, Ga.

GROVER STEWART'S - NFL REGULAR SEASON STATISTICS

DATE	TEAM	GP	GS	TK	S	TACKLES						QBH	INTERCEPTIONS					FUMBLES					ST			MISC											
						A	TFL	YDS	SK	YDS	NO		YDS	LG	TD	PD	FF	FR	TD	YDS	TK	S	A	FF	FR	S	A										
2017	Colts	15	0	23	12	11	1	6	0.0	0.0	0	0	0	0	0	0	0	0	0	0	0	0	0	0	0	0	0	0	0	0	0	0	0	0	0	0	
2018	Colts	15	1	17	8	9	2	5	0.0	0.0	0	0	0	0	0	0	0	0	0	0	0	0	0	0	0	0	0	0	0	0	0	0	0	0	0	0	0
2019	Colts	16	13	30	14	16	5	32	3.0	29.0	5	0	0	0	1	0	0	0	0	0	0	0	0	0	0	0	0	0	0	0	0	0	0	0	0	0	0
2020	Colts	16	16	53	40	13	6	6	0.5	3.5	5	0	0	0	1	0	0	0	0	0	0	0	0	0	0	0	0	0	0	0	0	0	0	0	0	0	0
2021	Colts	17	17	46	23	23	2	5	1.0	17.0	5	0	0	0	2	1	0	0	0	0	0	0	0	0	0	0	0	0	0	0	0	0	0	0	0	0	0
2022	Colts	17	17	70	44	26	9	29	4.0	11.0	7	0	0	0	3	0	1	0	0	0	0	0	0	0	0	0	0	0	0	0	0	0	0	0	0	0	0
2023	Colts	11	11	41	23	18	5	4	0.5	2.0	8	0	0	0	0	0	0	0	0	0	0	0	0	0	0	0	0	0	0	0	0	0	0	0	0	0	0
TOTALS		107	75	280	164	116	30	87	9.0	62.5	30	0	0	0	7	1	1	0	0	0	0	0	0	0	0	0	0	0	0	0	0	0	0	0	0	0	0

GROVER STEWART'S - NFL POSTSEASON STATISTICS

DATE	TEAM	GP	GS	TK	S	TACKLES						QBH	INTERCEPTIONS					FUMBLES					ST			MISC												
						A	TFL	YDS	SK	YDS	NO		YDS	LG	TD	PD	FF	FR	TD	YDS	TK	S	A	FF	FR	S	A											
2018	Colts	2	0	2	1	1	0	0	0.5	0.0	1	0	0	0	0	0	0	0	0	0	0	0	0	0	0	0	0	0	0	0	0	0	0	0	0	0	0	
2020	Colts	1	1	2	2	0	0	0	0.0	0.0	0	0	0	0	0	0	0	0	0	0	0	0	0	0	0	0	0	0	0	0	0	0	0	0	0	0	0	0
TOTALS		3	1	4	3	1	0	0	0.5	0.0	1	0	0	0	0	0	0	0	0	0	0	0	0	0	0	0	0	0	0	0	0	0	0	0	0	0	0	

SINGLE-GAME HIGHS: DEFENSIVE

Total Tackles	12 at Tennessee Titans, Oct 23, 2022 8 vs. Washington Commanders, Oct 30, 2022 7 vs. Houston Texans, Oct 17, 2021	Passes Defensed	1 at Minnesota Vikings, Dec 17, 2022 ...6 more at 1.
Solo Tackles	7 at Tennessee Titans, Oct 23, 2022 6 vs. Washington Commanders, Oct 30, 2022 5 at Houston Texans, Sep 11, 2022	Forced Fumbles	1 at Miami Dolphins, Oct 03, 2021
Sacks	1.0 at Minnesota Vikings, Dec 17, 2022 ...7 more at 1.0.	Tackles For Loss	2 at Atlanta Falcons, Dec 24, 2023 ...4 more at 2.

SINGLE-GAME HIGHS - POSTSEASON: DEFENSIVE

Total Tackles	2 at Buffalo Bills, Jan 09, 2021 1 at Kansas City Chiefs, Jan 12, 2019 ...1 more at 1.	Sacks	0.5 at Houston Texans, Jan 05, 2019
Solo Tackles	2 at Buffalo Bills, Jan 09, 2021 1 at Kansas City Chiefs, Jan 12, 2019		

2017 GAME-BY-GAME REGULAR-SEASON STATISTICS (COLTS)

DATE	OPPONENT	P/S	TACKLES							INTERCEPTIONS				FUMBLES			ST			MISC		W/L	SCORE				
			TK	S	A	SK	YDS	TFL	YDS	QBH	NO	YDS	LG	TD	PD	FF	FR	TD	YDS	TK	S			A	FF	FR	S
09/10	at Rams		INACTIVE																				L	9-46			
09/17	Cardinals	P	0	0	0	0.0	0.0	0	0	0	0	0	0	0	0	0	0	0	0	0	0	0	0	0	0	L	13-16+
09/24	Browns	P	0	0	0	0.0	0.0	0	0	0	0	0	0	0	0	0	0	0	0	0	0	0	0	0	0	W	31-28
10/01	at Seahawks	P	1	0	1	0.0	0.0	0	0	0	0	0	0	0	0	0	0	0	0	0	0	0	0	0	0	L	18-46
10/08	49ers	P	0	0	0	0.0	0.0	0	0	0	0	0	0	0	0	0	0	0	0	0	0	0	0	0	0	W	26-23+
10/16	at Titans	P	1	1	0	0.0	0.0	0	0	0	0	0	0	0	0	0	0	0	0	0	0	0	0	0	0	L	22-36
10/22	Jaguars	P	4	2	2	0.0	0.0	1	6	0	0	0	0	0	0	0	0	0	0	0	0	0	0	0	0	L	0-27
10/29	at Bengals	P	0	0	0	0.0	0.0	0	0	0	0	0	0	0	0	0	0	0	0	0	0	0	0	0	0	L	23-24
11/05	at Texans	P	2	1	1	0.0	0.0	0	0	0	0	0	0	0	0	0	0	0	0	0	0	0	0	0	0	W	20-14
11/12	Steelers	P	1	0	1	0.0	0.0	0	0	0	0	0	0	0	0	0	0	0	0	0	0	0	0	0	0	L	17-20
11/26	Titans	P	2	1	1	0.0	0.0	0	0	0	0	0	0	0	0	0	0	0	0	0	0	0	0	0	0	L	16-20
12/03	at Jaguars	P	0	0	0	0.0	0.0	0	0	0	0	0	0	0	0	0	0	0	0	0	0	0	0	0	0	L	10-30
12/10	at Bills	P	4	4	0	0.0	0.0	0	0	0	0	0	0	0	0	0	0	0	0	0	0	0	0	0	0	L	7-13+
12/14	Broncos	P	4	1	3	0.0	0.0	0	0	0	0	0	0	0	0	0	0	0	0	0	0	0	0	0	0	L	13-25
12/23	at Ravens	P	1	1	0	0.0	0.0	0	0	0	0	0	0	0	0	0	0	0	0	0	0	0	0	0	0	L	16-23
12/31	Texans	P	3	1	2	0.0	0.0	0	0	0	0	0	0	0	0	0	0	0	0	0	0	0	0	0	0	W	22-13
2017 TOTALS		15-0	23	12	11	0.0	0.0	1	6	0	0	0	0	0	0	0	0	0	0	0	0	0	0	0	0	4-12	

+ - Overtime

2018 GAME-BY-GAME REGULAR-SEASON STATISTICS (COLTS)

DATE	OPPONENT	P/S	TACKLES							INTERCEPTIONS				FUMBLES			ST			MISC		W/L	SCORE				
			TK	S	A	SK	YDS	TFL	YDS	QBH	NO	YDS	LG	TD	PD	FF	FR	TD	YDS	TK	S			A	FF	FR	S
09/09	Bengals	P	0	0	0	0.0	0.0	0	0	0	0	0	0	0	0	0	0	0	0	0	0	0	0	0	0	L	23-34
09/16	at Redskins	P	0	0	0	0.0	0.0	0	0	0	0	0	0	0	0	0	0	0	0	0	0	0	0	0	0	W	21-9
09/23	at Eagles	P	1	1	0	0.0	0.0	0	0	0	0	0	0	0	0	0	0	0	0	0	0	0	0	0	0	L	16-20
09/30	Texans		INACTIVE																				L	34-37+			
10/04	at Patriots	P	3	0	3	0.0	0.0	0	0	0	0	0	0	0	0	0	0	0	0	0	0	0	0	0	0	L	24-38
10/14	at Jets	S	4	2	2	0.0	0.0	0	0	0	0	0	0	0	0	0	0	0	0	0	0	0	0	0	0	L	34-42
10/21	Bills	P	0	0	0	0.0	0.0	0	0	0	0	0	0	0	0	0	0	0	0	0	0	0	0	0	0	W	37-5
10/28	at Raiders	P	1	1	0	0.0	0.0	0	0	0	0	0	0	0	0	0	0	0	0	0	0	0	0	0	0	W	42-28
11/11	Jaguars	P	4	3	1	0.0	0.0	1	2	0	0	0	0	0	0	0	0	0	0	0	0	0	0	0	0	W	29-26
11/18	Titans	P	0	0	0	0.0	0.0	0	0	0	0	0	0	0	0	0	0	0	0	0	0	0	0	0	0	W	38-10
11/25	Dolphins	P	0	0	0	0.0	0.0	0	0	0	0	0	0	0	0	0	0	0	0	0	0	0	0	0	0	W	27-24
12/02	at Jaguars	P	1	0	1	0.0	0.0	0	0	0	0	0	0	0	0	0	0	0	0	0	0	0	0	0	0	L	0-6
12/09	at Texans	P	0	0	0	0.0	0.0	0	0	0	0	0	0	0	0	0	0	0	0	0	0	0	0	0	0	W	24-21
12/16	Cowboys	P	1	0	1	0.0	0.0	0	0	0	0	0	0	0	0	0	0	0	0	0	0	0	0	0	0	W	23-0
12/23	Giants	P	1	0	1	0.0	0.0	0	0	0	0	0	0	0	0	0	0	0	0	0	0	0	0	0	0	W	28-27
12/30	at Titans	P	1	1	0	0.0	0.0	1	3	0	0	0	0	0	0	0	0	0	0	0	0	0	0	0	0	W	33-17
2018 TOTALS		15-1	17	8	9	0.0	0.0	2	5	0	0	0	0	0	0	0	0	0	0	0	0	0	0	0	10-6		

+ - Overtime

2021 GAME-BY-GAME REGULAR-SEASON STATISTICS (COLTS)

DATE	OPPONENT	P/S	TACKLES							INTERCEPTIONS					FUMBLES			ST			MISC		W/L	SCORE			
			TK	S	A	SK	YDS	TFL	YDS	QBH	NO	YDS	LG	TD	PD	FF	FR	TD	YDS	TK	S	A			FF	FR	S
09/12	Seahawks	S	4	3	1	0.0	0.0	0	0	0	1	0	0	0	0	0	0	0	0	0	0	0	0	0	0	L	16-28
09/19	Rams	S	3	1	2	0.0	0.0	0	0	0	0	0	0	0	0	0	0	0	0	0	0	0	0	0	0	L	24-27
09/26	at Titans	S	4	1	3	0.0	0.0	0	0	0	0	0	0	0	0	0	0	0	0	0	0	0	0	0	0	L	16-25
10/03	at Dolphins	S	3	2	1	1.0	17.0	0	0	2	0	0	0	0	0	1	0	0	0	0	0	0	0	0	0	W	27-17
10/11	at Ravens	S	2	1	1	0.0	0.0	1	2	0	0	0	0	0	0	0	0	0	0	0	0	0	0	0	0	L	25-31+
10/17	Texans	S	7	3	4	0.0	0.0	0	0	0	0	0	0	0	0	0	0	0	0	0	0	0	0	0	0	W	31-3
10/24	at 49ers	S	2	1	1	0.0	0.0	0	0	0	0	0	0	0	0	0	0	0	0	0	0	0	0	0	0	W	30-18
10/31	Titans	S	5	4	1	0.0	0.0	1	3	0	0	0	0	0	0	0	0	0	0	0	0	0	0	0	0	L	31-34+
11/04	Jets	S	1	0	1	0.0	0.0	0	0	1	0	0	0	0	0	0	0	0	0	0	0	0	0	0	0	W	45-30
11/14	Jaguars	S	1	0	1	0.0	0.0	0	0	0	0	0	0	0	0	0	0	0	0	0	0	0	0	0	0	W	23-17
11/21	at Bills	S	5	3	2	0.0	0.0	0	0	0	0	0	0	0	1	0	0	0	0	0	0	0	0	0	0	W	41-15
11/28	Buccaneers	S	1	0	1	0.0	0.0	0	0	0	0	0	0	0	0	0	0	0	0	0	0	0	0	0	0	L	31-38
12/05	at Texans	S	0	0	0	0.0	0.0	0	0	1	0	0	0	0	0	0	0	0	0	0	0	0	0	0	0	W	31-0
12/18	Patriots	S	2	1	1	0.0	0.0	0	0	0	0	0	0	0	0	0	0	0	0	0	0	0	0	0	0	W	27-17
12/25	at Cardinals	S	2	0	2	0.0	0.0	0	0	0	0	0	0	0	0	0	0	0	0	0	0	0	0	0	0	W	22-16
01/02	Raiders	S	1	1	0	0.0	0.0	0	0	0	0	0	0	0	0	0	0	0	0	0	0	0	0	0	0	L	20-23
01/09	at Jaguars	S	3	2	1	0.0	0.0	0	0	0	0	0	0	0	1	0	0	0	0	0	0	0	0	0	0	L	11-26
2021 TOTALS		17-17	46	23	23	1.0	17.0	2	5	0	0	0	0	2	1	0	0	0	0	0	0	0	0	0	0	9-8	

+ - Overtime

2022 GAME-BY-GAME REGULAR-SEASON STATISTICS (COLTS)

DATE	OPPONENT	P/S	TACKLES							INTERCEPTIONS					FUMBLES			ST			MISC		W/L	SCORE			
			TK	S	A	SK	YDS	TFL	YDS	QBH	NO	YDS	LG	TD	PD	FF	FR	TD	YDS	TK	S	A			FF	FR	S
09/11	at Texans	S	5	5	0	0.0	0.0	2	5	1	0	0	0	0	0	0	0	0	0	0	0	0	0	0	0	T	20-20
09/18	at Jaguars	S	5	3	2	0.0	0.0	0	0	0	0	0	0	0	0	0	0	0	0	0	0	0	0	0	0	L	0-24
09/25	Chiefs	S	2	1	1	0.0	0.0	0	0	0	0	0	0	0	0	0	0	0	0	0	0	0	0	0	0	W	20-17
10/02	Titans	S	3	2	1	1.0	0.0	0	0	1	0	0	0	0	0	0	0	0	0	0	0	0	0	0	0	L	17-24
10/06	at Broncos	S	3	2	1	0.0	0.0	0	0	0	0	0	0	0	1	0	0	0	0	0	0	0	0	0	0	W	12-9+
10/16	Jaguars	S	5	4	1	1.0	0.0	1	2	1	0	0	0	0	0	0	0	0	0	0	0	0	0	0	0	W	34-27
10/23	at Titans	S	12	7	5	0.0	0.0	0	0	0	0	0	0	0	0	0	0	0	0	0	0	0	0	0	0	L	10-19
10/30	Commanders	S	8	6	2	0.0	0.0	1	4	0	0	0	0	0	1	0	0	0	0	0	0	0	0	0	0	L	16-17
11/06	at Patriots	S	5	4	1	0.0	0.0	2	5	0	0	0	0	0	0	0	0	0	0	0	0	0	0	0	0	L	3-26
11/13	at Raiders	S	4	3	1	1.0	9.0	2	11	1	0	0	0	0	0	0	0	0	0	0	0	0	0	0	0	W	25-20
11/20	Eagles	S	1	1	0	0.0	0.0	0	0	0	0	0	0	0	0	1	0	0	0	0	0	0	0	0	0	L	16-17
11/28	Steelers	S	1	1	0	0.0	0.0	0	0	0	0	0	0	0	0	0	0	0	0	0	0	0	0	0	0	L	17-24
12/04	at Cowboys	S	5	2	3	0.0	0.0	0	0	0	0	0	0	0	0	0	0	0	0	0	0	0	0	0	0	L	19-54
12/17	at Vikings	S	3	1	2	1.0	2.0	1	2	2	0	0	0	0	1	0	0	0	0	0	0	0	0	0	0	L	36-39+
12/26	Chargers	S	5	0	5	0.0	0.0	0	0	0	0	0	0	0	0	0	0	0	0	0	0	0	0	0	0	L	3-20
01/01	at Giants	S	2	1	1	0.0	0.0	0	0	0	0	0	0	0	0	0	0	0	0	0	0	0	0	0	0	L	10-38
01/08	Texans	S	1	1	0	0.0	0.0	0	0	1	0	0	0	0	0	0	0	0	0	0	0	0	0	0	0	L	31-32
2022 TOTALS		17-17	70	44	26	4.0	11.0	9	29	7	0	0	0	0	3	0	1	0	0	0	0	0	0	0	0	4-12-1	

+ - Overtime

2023 GAME-BY-GAME REGULAR-SEASON STATISTICS (COLTS)

DATE	OPPONENT	P/S	TACKLES							INTERCEPTIONS				FUMBLES			ST				MISC		W/L	SCORE				
			TK	S	A	SK	YDS	TFL	YDS	QBH	NO	YDS	LG	TD	PD	FF	FR	TD	YDS	TK	S	A			FF	FR	S	A
09/10	Jaguars	S	5	4	1	0.0	0.0	1	2	1	0	0	0	0	0	0	0	0	0	0	0	0	0	0	0	0	L	21-31
09/17	at Texans	S	5	2	3	0.0	0.0	0	0	1	0	0	0	0	0	0	0	0	0	0	0	0	0	0	0	W	31-20	
09/24	at Ravens	S	5	3	2	0.0	0.0	0	0	1	0	0	0	0	0	0	0	0	0	0	0	0	0	0	0	W	22-19+	
10/01	Rams	S	2	2	0	0.0	0.0	1	0	0	0	0	0	0	0	0	0	0	0	0	0	0	0	0	0	L	23-29+	
10/08	Titans	S	1	1	0	0.0	0.0	0	0	1	0	0	0	0	0	0	0	0	0	0	0	0	0	0	0	W	23-16	
10/15	at Jaguars	S	2	1	1	0.0	0.0	0	0	1	0	0	0	0	0	0	0	0	0	0	0	0	0	0	0	L	20-37	
10/22	Browns										RESERVE/LEAGUE SUSP.														L	38-39		
10/29	Saints										RESERVE/LEAGUE SUSP.														L	27-38		
11/05	at Panthers										RESERVE/LEAGUE SUSP.														W	27-13		
11/12	at Patriots										RESERVE/LEAGUE SUSP.														W	10-6		
11/26	Buccaneers										RESERVE/LEAGUE SUSP.														W	27-20		
12/03	at Titans										RESERVE/LEAGUE SUSP.														W	31-28+		
12/10	at Bengals	S	5	4	1	0.0	0.0	0	0	0	0	0	0	0	0	0	0	0	0	0	0	0	0	0	0	L	14-34	
12/16	Steelers	S	4	1	3	0.5	2.0	0	0	1	0	0	0	0	0	0	0	0	0	0	0	0	0	0	0	0	W	30-13
12/24	at Falcons	S	5	3	2	0.0	0.0	2	2	1	0	0	0	0	0	0	0	0	0	0	0	0	0	0	0	0	L	10-29
12/31	Raiders	S	2	2	0	0.0	0.0	1	0	1	0	0	0	0	0	0	0	0	0	0	0	0	0	0	0	0	W	23-20
01/06	Texans	S	5	0	5	0.0	0.0	0	0	0	0	0	0	0	0	0	0	0	0	0	0	0	0	0	0	0	L	19-23
2023 TOTALS		11-11	41	23	18	0.5	2.0	5	4	8	0	0	0	0	0	0	0	0	0	0	0	0	0	0	0	0	9-8	

+ - Overtime

2018 GAME-BY-GAME POSTSEASON STATISTICS (COLTS)

DATE	OPPONENT	P/S	TACKLES							INTERCEPTIONS				FUMBLES			ST				MISC		W/L	SCORE				
			TK	S	A	SK	YDS	TFL	YDS	QBH	NO	YDS	LG	TD	PD	FF	FR	TD	YDS	TK	S	A			FF	FR	S	A
01/05	at Texans	P	1	0	1	0.5	0.0	0	0	1	0	0	0	0	0	0	0	0	0	0	0	0	0	0	0	0	W	21-7
01/12	at Chiefs	P	1	1	0	0.0	0.0	0	0	0	0	0	0	0	0	0	0	0	0	0	0	0	0	0	0	0	L	13-31
2018 TOTALS		2-0	2	1	1	0.5	0.0	0	0	1	0	0	0	0	0	0	0	0	0	0	0	0	0	0	0	0	1-1	

2020 GAME-BY-GAME POSTSEASON STATISTICS (COLTS)

DATE	OPPONENT	P/S	TACKLES							INTERCEPTIONS				FUMBLES			ST				MISC		W/L	SCORE				
			TK	S	A	SK	YDS	TFL	YDS	QBH	NO	YDS	LG	TD	PD	FF	FR	TD	YDS	TK	S	A			FF	FR	S	A
01/09	at Bills	S	2	2	0	0.0	0.0	0	0	0	0	0	0	0	0	0	0	0	0	0	0	0	0	0	0	0	L	24-27
2020 TOTALS		1-1	2	2	0	0.0	0.0	0	0	0	0	0	0	0	0	0	0	0	0	0	0	0	0	0	0	0	0-1	

GRANT STUARD

LINEBACKER
(STOO-urd)

41

5-11 230 LBS

NFL EXP: 4

(3RD YEAR WITH THE COLTS)

BORN: 10/15/98



COLLEGE:
HOUSTON

4TH-AND-SHORT

- In his first three seasons, he played in 49 games for the Colts (2022-23) and Buccaneers (2021) and compiled six tackles (three solo), one forced fumble and 27 special teams stops, as well as one blocked punt returned for a touchdown.
- "Mr. Irrelevant" of the 2021 NFL Draft.
- First Team All-AAC (2020).
- Led the American Athletic Conference in tackles a game (8.7) in 2020.



Acquired by the Colts in a trade with the Tampa Bay Buccaneers on August 30, 2022.



 @grantstuard

NFL HIGHLIGHTS

- In three seasons with the Colts (2022-23) and Tampa Bay Buccaneers (2021), he has seen action in 49 games and has compiled six tackles (three solo), one forced fumble and 27 special teams stops as well as returned a blocked punt for a touchdown. He also appeared in two postseason contests and tallied three special teams tackles.
- In 2023, he saw action in all 17 games and recorded two solo tackles and five special teams stops. In Week 13 at TEN, he returned a blocked punt 18 yards for his first career touchdown.
- He appeared in 15 games on special teams in 2022 and recorded 11 tackles.
- In 2021, he played in all 17 games for the Buccaneers and compiled four tackles (one solo), one forced fumble and 11 special teams stops. He also appeared in two postseason contests and tallied three special teams tackles.

COLLEGE HIGHLIGHTS

- Appeared in 39 games (21 starts) at Houston (2017-20) and recorded 190 tackles (115 solo), 17.0 tackles for loss, 2.0 sacks, four passes defended and one fumble recovery.
- In 2020, he was named First Team American Athletic All-Conference after he started all seven games and compiled a team-high 61 tackles (35 solo), 5.0 tackles for loss, 1.0 sack and one fumble recovery. He was a team captain and led the American Athletic Conference with 8.7 tackles a game and finished fifth in the AAC with 5.0 solo tackles per game.
- As a junior, he started 12 games and led the team with 97 tackles (62 solo), 9.5 tackles for loss, 1.0 sack and four passes defended. He was selected Second Team American Athletic All-Conference. Finished third in the AAC in total tackles.
- In 2018, he appeared in 13 games (one start) and tallied 30 tackles (18 solo), 2.5 tackles for loss and had a team-high 11 special teams stops. He also saw time as a running back during the season and rushed five times for 35 yards.
- As a freshman, he saw action in seven games and compiled two tackles.

PERSONAL

- Attended Oak Ridge High School in Conroe, Texas.
- Finished his career with 154 tackles and 7.5 sacks.
- As a senior, he compiled 68 tackles, 1.5 sacks, two interceptions and two fumble recoveries. Also had 43 rushing attempts for 233 yards and three touchdowns.
- Named to the First Team 12-6A All-District teams in both 2015 and 2016.
- Competed in tack and field as well.
- Qualified for the 2015 AAU Junior Olympic Championships as a member of The Wings Track Club.
- He was the final selection in the 2021 NFL Draft and earned the nickname, "Mr. Irrelevant."
- Participated in the NFL's My Cause My Cleats initiative and represented the Stuardship Foundation (2023).
- A native of Conroe, Texas.

ADDITIONAL TRANSACTIONS

- Selected by the Buccaneers in the seventh round (259th overall) of the 2021 NFL Draft.

GRANT STUARD'S - NFL REGULAR SEASON STATISTICS

DATE	TEAM	GP	GS	TACKLES								INTERCEPTIONS					FUMBLES					ST					MISC				
				TK	S	A	TFL	YDS	SK	YDS	QBH	NO	YDS	LG	TD	PD	FF	FR	TD	YDS	TK	S	A	FF	FR	S	A				
2021	Buccaneers	17	0	4	1	3	0	0	0.0	0.0	0	0	0	0	0	0	0	0	0	11	7	4	1	0	0	0					
2022	Colts	15	0	0	0	0	0	0	0.0	0.0	0	0	0	0	0	0	0	0	0	11	9	2	0	0	0						
2023	Colts	17	0	2	2	0	0	0	0.0	0.0	1	0	0	0	0	0	0	0	0	5	4	1	0	0	0						
TOTALS		49	0	6	3	3	0	0	0.0	0.0	1	0	0	0	0	0	0	0	27	20	7	1	0	0	0						

GRANT STUARD'S - NFL POSTSEASON STATISTICS

DATE	TEAM	GP	GS	TACKLES								INTERCEPTIONS					FUMBLES					ST					MISC				
				TK	S	A	TFL	YDS	SK	YDS	QBH	NO	YDS	LG	TD	PD	FF	FR	TD	YDS	TK	S	A	FF	FR	S	A				
2021	Buccaneers	2	0	0	0	0	0	0	0.0	0.0	0	0	0	0	0	0	0	0	0	3	2	1	0	0	0						
TOTALS		2	0	0	0	0	0	0	0.0	0.0	0	0	0	0	0	0	0	0	0	3	2	1	0	0	0						

SINGLE-GAME HIGHS: DEFENSIVE

Total Tackles 2 vs. Tennessee Titans, Oct 08, 2023
...1 more at 2.

Special Teams Tackles

3 at Minnesota Vikings, Dec 17, 2022

Solo Tackles 2 vs. Tennessee Titans, Oct 08, 2023
1 vs. Chicago Bears, Oct 24, 2021

Special Teams Forced Fumbles

...2 more at 3.
1 at Atlanta Falcons, Dec 05, 2021

SINGLE-GAME HIGHS - POSTSEASON: DEFENSIVE

Special Teams Tackles

2 vs. Philadelphia Eagles, Jan 16, 2022
1 vs. Los Angeles Rams, Jan 23, 2022

2021 GAME-BY-GAME REGULAR-SEASON STATISTICS (BUCCANEERS)

DATE	OPPONENT	P/S	TACKLES								INTERCEPTIONS					FUMBLES					ST					MISC	SCORE	
			TK	S	A	SK	YDS	TFL	YDS	QBH	NO	YDS	LG	TD	PD	FF	FR	TD	YDS	TK	S	A	FF	FR	S			A
09/09	Cowboys	P	0	0	0	0	0	0	0	0	0	0	0	0	0	0	0	0	0	1	1	0	0	0	0	0	W	31-29
09/19	Falcons	P	0	0	0	0	0	0	0	0	0	0	0	0	0	0	0	0	0	0	0	0	0	0	0	0	W	48-25
09/26	at Rams	P	0	0	0	0	0	0	0	0	0	0	0	0	0	0	0	0	0	0	0	0	0	0	0	L	24-34	
10/03	at Patriots	P	0	0	0	0	0	0	0	0	0	0	0	0	0	0	0	0	0	1	1	0	0	0	0	W	19-17	
10/10	Dolphins	P	0	0	0	0	0	0	0	0	0	0	0	0	0	0	0	0	0	0	0	0	0	0	0	W	45-17	
10/14	at Eagles	P	0	0	0	0	0	0	0	0	0	0	0	0	0	0	0	0	0	0	0	0	0	0	0	W	28-22	
10/24	Bears	P	2	1	1	0	0	0	0	0	0	0	0	0	0	0	0	0	0	0	0	0	0	0	0	W	38-3	
10/31	at Saints	P	0	0	0	0	0	0	0	0	0	0	0	0	0	0	0	0	0	0	0	0	0	0	0	L	27-36	
11/14	at Football Team	P	0	0	0	0	0	0	0	0	0	0	0	0	0	0	0	0	0	1	1	0	0	0	0	0	L	19-29
11/22	Giants	P	0	0	0	0	0	0	0	0	0	0	0	0	0	0	0	0	0	0	0	0	0	0	0	W	30-10	
11/28	at Colts	P	0	0	0	0	0	0	0	0	0	0	0	0	0	0	0	0	0	1	0	1	0	0	0	W	38-31	
12/05	at Falcons	P	0	0	0	0	0	0	0	0	0	0	0	0	0	0	0	0	0	1	1	0	1	0	0	W	30-17	
12/12	Bills	P	0	0	0	0	0	0	0	0	0	0	0	0	0	0	0	0	0	3	1	2	0	0	0	W	33-27+	
12/19	Saints	P	0	0	0	0	0	0	0	0	0	0	0	0	0	0	0	0	0	0	0	0	0	0	0	L	0-9	
12/26	at Panthers	P	1	0	1	0	0	0	0	0	0	0	0	0	0	0	0	0	0	3	2	1	0	0	0	W	32-6	
01/02	at Jets	P	0	0	0	0	0	0	0	0	0	0	0	0	0	0	0	0	0	0	0	0	0	0	0	W	28-24	
01/09	Panthers	P	1	0	1	0	0	0	0	0	0	0	0	0	0	0	0	0	0	0	0	0	0	0	0	W	41-17	
2021 TOTALS		17-0	4	1	3	0	0	0	0	0	0	0	0	0	0	0	0	0	0	11	7	4	1	0	0	0	13-4	

+ - Overtime

2022 GAME-BY-GAME REGULAR-SEASON STATISTICS (COLTS)

DATE	OPPONENT	P/S	TACKLES					INTERCEPTIONS					FUMBLES			ST			MISC		W/L	SCORE					
			TK	S	A	SK	YDS	TFL	YDS	QBH	NO	YDS	LG	TD	PD	FF	FR	TD	YDS	TK			S	A	FF	FR	S
09/11	at Texans	P	0	0	0	0.0	0.0	0	0	0	0	0	0	0	0	0	0	0	0	0	0	0	0	0	0	T	20-20
09/18	at Jaguars	P	0	0	0	0.0	0.0	0	0	0	0	0	0	0	0	0	0	0	1	0	1	0	0	0	0	L	0-24
09/25	Chiefs	P	0	0	0	0.0	0.0	0	0	0	0	0	0	0	0	0	0	0	1	1	0	0	0	0	0	W	20-17
10/02	Titans	P	0	0	0	0.0	0.0	0	0	0	0	0	0	0	0	0	0	0	0	0	0	0	0	0	0	L	17-24
10/06	at Broncos	P	0	0	0	0.0	0.0	0	0	0	0	0	0	0	0	0	0	0	1	1	0	0	0	0	0	W	12-9+
10/16	Jaguars	P	0	0	0	0.0	0.0	0	0	0	0	0	0	0	0	0	0	0	2	1	1	0	0	0	0	W	34-27
10/23	at Titans	P	0	0	0	0.0	0.0	0	0	0	0	0	0	0	0	0	0	0	0	0	0	0	0	0	0	L	10-19
10/30	Commanders																									L	16-17
11/06	at Patriots																									L	3-26
11/13	at Raiders	P	0	0	0	0.0	0.0	0	0	0	0	0	0	0	0	0	0	0	0	0	0	0	0	0	0	W	25-20
11/20	Eagles	P	0	0	0	0.0	0.0	0	0	0	0	0	0	0	0	0	0	0	0	0	0	0	0	0	0	L	16-17
11/28	Steelers	P	0	0	0	0.0	0.0	0	0	0	0	0	0	0	0	0	0	0	0	0	0	0	0	0	0	L	17-24
12/04	at Cowboys	P	0	0	0	0.0	0.0	0	0	0	0	0	0	0	0	0	0	0	1	1	0	0	0	0	0	L	19-54
12/17	at Vikings	P	0	0	0	0.0	0.0	0	0	0	0	0	0	0	0	0	0	0	3	3	0	0	0	0	0	L	36-39+
12/26	Chargers	P	0	0	0	0.0	0.0	0	0	0	0	0	0	0	0	0	0	0	1	1	0	0	0	0	0	L	3-20
01/01	at Giants	P	0	0	0	0.0	0.0	0	0	0	0	0	0	0	0	0	0	0	0	0	0	0	0	0	0	L	10-38
01/08	Texans	P	0	0	0	0.0	0.0	0	0	0	0	0	0	0	0	0	0	0	1	1	0	0	0	0	0	L	31-32
2022 TOTALS		15-0	0	0	0	0.0	0.0	0	0	0	0	0	0	0	0	0	0	0	11	9	2	0	0	0	0	0	4-12-1

+ - Overtime

2023 GAME-BY-GAME REGULAR-SEASON STATISTICS (COLTS)

DATE	OPPONENT	P/S	TACKLES					INTERCEPTIONS					FUMBLES			ST			MISC		W/L	SCORE					
			TK	S	A	SK	YDS	TFL	YDS	QBH	NO	YDS	LG	TD	PD	FF	FR	TD	YDS	TK			S	A	FF	FR	S
09/10	Jaguars	P	0	0	0	0.0	0.0	0	0	0	0	0	0	0	0	0	0	0	1	1	0	0	0	0	0	L	21-31
09/17	at Texans	P	0	0	0	0.0	0.0	0	0	0	0	0	0	0	0	0	0	0	0	0	0	0	0	0	0	W	31-20
09/24	at Ravens	P	0	0	0	0.0	0.0	0	0	0	0	0	0	0	0	0	0	0	1	1	0	0	0	0	0	W	22-19+
10/01	Rams	P	0	0	0	0.0	0.0	0	0	0	0	0	0	0	0	0	0	0	1	0	1	0	0	0	0	L	23-29+
10/08	Titans	P	2	2	0	0.0	0.0	0	0	1	0	0	0	0	0	0	0	0	0	0	0	0	0	0	0	W	23-16
10/15	at Jaguars	P	0	0	0	0.0	0.0	0	0	0	0	0	0	0	0	0	0	0	0	0	0	0	0	0	0	L	20-37
10/22	Browns	P	0	0	0	0.0	0.0	0	0	0	0	0	0	0	0	0	0	0	0	0	0	0	0	0	0	L	38-39
10/29	Saints	P	0	0	0	0.0	0.0	0	0	0	0	0	0	0	0	0	0	0	1	1	0	0	0	0	0	L	27-38
11/05	at Panthers	P	0	0	0	0.0	0.0	0	0	0	0	0	0	0	0	0	0	0	0	0	0	0	0	0	0	W	27-13
11/12	at Patriots	P	0	0	0	0.0	0.0	0	0	0	0	0	0	0	0	0	0	0	0	0	0	0	0	0	0	W	10-6
11/26	Buccaneers	P	0	0	0	0.0	0.0	0	0	0	0	0	0	0	0	0	0	0	0	0	0	0	0	0	0	W	27-20
12/03	at Titans	P	0	0	0	0.0	0.0	0	0	0	0	0	0	0	0	0	0	0	0	0	0	0	0	0	0	W	31-28+
12/10	at Bengals	P	0	0	0	0.0	0.0	0	0	0	0	0	0	0	0	0	0	0	1	1	0	0	0	0	0	L	14-34
12/16	Steelers	P	0	0	0	0.0	0.0	0	0	0	0	0	0	0	0	0	0	0	0	0	0	0	0	0	0	W	30-13
12/24	at Falcons	P	0	0	0	0.0	0.0	0	0	0	0	0	0	0	0	0	0	0	0	0	0	0	0	0	0	L	10-29
12/31	Raiders	P	0	0	0	0.0	0.0	0	0	0	0	0	0	0	0	0	0	0	0	0	0	0	0	0	0	W	23-20
01/06	Texans	P	0	0	0	0.0	0.0	0	0	0	0	0	0	0	0	0	0	0	0	0	0	0	0	0	0	L	19-23
2023 TOTALS		17-0	2	2	0	0.0	0.0	0	0	1	0	0	0	0	0	0	0	0	5	4	1	0	0	0	0	9-8	

+ - Overtime

2021 GAME-BY-GAME POSTSEASON STATISTICS (BUCCANEERS)

DATE	OPPONENT	P/S	TACKLES					INTERCEPTIONS					FUMBLES			ST			MISC		W/L	SCORE					
			TK	S	A	SK	YDS	TFL	YDS	QBH	NO	YDS	LG	TD	PD	FF	FR	TD	YDS	TK			S	A	FF	FR	S
01/16	Eagles	P	0	0	0	0.0	0.0	0	0	0	0	0	0	0	0	0	0	0	2	1	1	0	0	0	0	W	31-15
01/23	Rams	P	0	0	0	0.0	0.0	0	0	0	0	0	0	0	0	0	0	0	1	1	0	0	0	0	0	L	27-30
2021 TOTALS		2-0	0	0	0	0.0	0.0	0	0	0	0	0	0	0	0	0	0	0	3	2	1	0	0	0	0	1-1	

JONATHAN TAYLOR

RUNNING BACK

28



Selected by the Colts in the second round (41st overall) of the 2020 NFL Draft.

5-10 226 LBS

**NFL EXP: 5
(5TH YEAR WITH THE COLTS)
BORN: 1/19/99**



**COLLEGE:
WISCONSIN**

4TH-AND-SHORT

- Associated Press First Team All-Pro selection (2021).
- Pro Bowl selection (2021).
- In his first four seasons, he recorded 925 carries for 4,582 yards and 40 touchdowns in 53 games (48 starts). He also had 123 receptions for 955 yards and four touchdowns.
- In 2021, he set the single-season franchise records for rushing yards (1,811) and rushing touchdowns (18).
- In Week 11 of 2021 at BUF, he set the single-game franchise record for total touchdowns (five) and points scored (30).
- Set the single-game franchise record for most rushing yards (253) in Week 17 of 2020 vs. JAX.
- Only the seventh player in FBS history to rush for 6,000 yards and is the only player to rush for 1,900 yards in three straight seasons.

DOWN THE STRETCH

What's on your bucket list: I want to visit Mount Rushmore.

Who is your mentor: The greats that came before me.

What is your favorite vacation spot: Universal Studios

What are your pet peeves: People who don't use their turn signals


Who was your favorite athlete growing up: Arian Foster

@JayT23

@jayt23

AFC OFFENSIVE PLAYER OF THE WEEK

Taylor was named the AFC Offensive Player of the Week for Week 10 of 2022. In the Colts' 25-20 road win against the Las Vegas Raiders, Taylor registered 22 carries for 147 yards (6.7 avg.) and one touchdown. He also compiled two receptions for 16 yards. In the third quarter, Taylor recorded a 66-yard rushing touchdown, which was the longest play by Indianapolis in 2022 and was his longest run since Week 15 of last season. It marked his fourth career rushing touchdown of at least 60 yards, which tied Lenny Moore for the most in franchise history.



AFC OFFENSIVE PLAYER OF THE MONTH

Taylor earned AFC Player of the Month in October 2021 after he compiled 79 carries for 478 yards (6.1 avg.) and six touchdowns. He also tallied 13 receptions for 195 yards and one touchdown. From Weeks 4-8, Taylor led the NFL in scrimmage yards and rushing average, while ranking in the top-two in overall touchdowns (tied-first), rushing yards (second) and rushing touchdowns (tied-second). He was the only player in the league to register at least 100 scrimmage yards in all five games. Taylor recorded at least one rushing touchdown in each game and eclipsed 100 rushing yards three times (tied for most in the league in October). He became the first Indianapolis player to earn AFC Offensive Player of the Month honors since Andrew Luck in November 2018 and the first running back since Edgerrin James in October 2005.



AFC OFFENSIVE PLAYER OF THE WEEK

Taylor was named the AFC Offensive Player of the Week for Week 11 of 2021. In the Colts' 41-15 win against the Buffalo Bills, Taylor compiled a career-high 32 carries for 185 yards (5.8 avg.) and a career-high four touchdowns. He also registered three receptions for 19 yards and one touchdown. Taylor set the single-game franchise record for total touchdowns and total points (30). His five total touchdowns are tied for the fourth-most by a single player in NFL history. Taylor is the only player in NFL history to record 175-plus rushing yards, four rushing touchdowns and one receiving touchdown in a single game. It marked his fourth-career game with at least 150 rushing yards and multiple touchdowns, which is the most in team history.



2X AFC OFFENSIVE PLAYER OF THE MONTH

Taylor earned AFC Player of the Month for the second consecutive month in November 2021. He totaled 88 carries for 556 yards (6.3 avg.) and eight touchdowns. He also registered 15 receptions for 71 yards and one touchdown. From Weeks 9-12, Taylor led the NFL in scrimmage yards, total touchdowns, rushing yards, rushing touchdowns and 100-yard games (three). He was the only player in the NFL to tally at least one rushing touchdown in each game. Taylor was named AFC Offensive Player of the Week for Week 11 after compiling a career-high 32 carries for 185 yards (5.8 avg.) and a career-high four touchdowns against the Buffalo Bills. He also registered three receptions for 19 yards and one touchdown. Taylor set the single-game franchise record for total touchdowns and total points (30).



RECORD-SETTING DAY

In Week 17 of 2020 vs. Jacksonville, Taylor tallied 30 carries for a single-game franchise-high 253 yards and two touchdowns. He broke the previous single-game franchise-record of 219 yards previously held by Edgerrin James. Taylor became only the second player in franchise history to hit the 200-yard mark in a single game. He tied DeMarco Murray (253) for the second-most rushing yards by a rookie in a single game in NFL history and tied Murray for the ninth-most by any player in a single game. Taylor also passed Alan Ameche (194) for the most rushing yards by a rookie in a single game in team history.



OFFENSIVE ROOKIE OF THE MONTH

Taylor earned AFC Offensive Rookie of the Month in December of 2020 after he totaled 97 carries for 651 yards (6.7 avg.) and seven touchdowns from Weeks 13-17. He also caught 10 passes for 72 yards and one touchdown. Taylor had one 250-yard rushing performance, a 150-yard rushing game and three games with multiple touchdowns over the final five weeks of the regular season. In Week 17 vs. Jacksonville, he tallied 30 carries for a franchise-record 253 yards and two touchdowns.



HISTORICAL COLLEGE CAREER


In just three years with the Badgers, Taylor made his mark on both the university as well as the NCAA. He tallied 926 carries for 6,174 yards and 50 touchdowns, while also adding 42 receptions for 407 yards and five touchdowns. His career rushing yards rank No. 6 all-time among FBS players and is No. 2 all-time among the Big Ten. Taylor became only the seventh player in FBS history to rush for 6,000 yards and was the first ever to do so in just three seasons, and is the only player in FBS history to rush for at least 1,900 yards in three consecutive seasons.

JONATHAN TAYLOR RB

AT WISCONSIN...

- NO. 6 ALL-TIME AMONG FBS PLAYERS IN RUSHING (6,174 YARDS) AND NO. 2 ALL-TIME AMONG BIG TEN PLAYERS
- TWO-TIME DOAK WALKER AWARD WINNER (2018, 2019)
- TWO-TIME UNANIMOUS FIRST-TEAM ALL-AMERICAN (2018, 2019)
- THIRD PLAYER IN FBS HISTORY WITH MULTIPLE 2,000-YARD RUSHING SEASONS

- ONLY PLAYER IN FBS HISTORY TO RUSH FOR AT LEAST 1,900 YARDS IN THREE CONSECUTIVE SEASONS
- BROKE FBS RECORD FOR MOST RUSHING YARDS BY A PLAYER IN ANY THREE-YEAR SPAN
- AVERAGE OF 6.67 YARDS PER CARRY RANKS NO. 2 IN SCHOOL HISTORY
- RUSHED FOR AT LEAST 100 YARDS IN 32 GAMES, THIRD-MOST IN FBS HISTORY
- HAD 12 GAMES OF 200-PLUS YARDS
- SCORED 50 RUSHING TOUCHDOWNS AND 55 TDs IN TOTAL
- FIRST PLAYER IN SCHOOL HISTORY TO RECORD THREE GAMES OF 200-PLUS RUSHING YARDS AGAINST A SINGLE OPPONENT



TOPPING THE COMPETITION

Before being selected in the 2020 NFL Draft, Taylor knew he wanted to invest in his future. He went over different opportunities with his marketing team and agent, and decided to invest in a brand he knew really well. Taylor enjoyed pizza at Toppers down the road from his residence during his three years at Wisconsin and decided that he wanted a piece of the pie. He now has a lifetime partnership with the brand and has co-ownership of four Madison, Wisconsin franchise locations.

MAKING A TOUGH CALL

After breaking the New Jersey high school single-season rushing record and being a standout in track and field, Taylor had the tough decision to make on his next step. He had interest from many schools, including Wisconsin, Rutgers, Yale, Harvard and Army. He originally committed to Rutgers to stay closer to home, before decommitting and deciding on Wisconsin. However, the chance to go to an Ivy League school like Harvard or Yale was not lost on him. He even visited Yale three times in the process. "I enjoyed myself every time I went up there. That was tough. It was a tough decision to decide between Ivy League and the University of Wisconsin."



NFL HIGHLIGHTS

- In four seasons with the Colts, he has appeared in 53 games (48 starts) and has accumulated 925 carries for 4,582 yards and 40 touchdowns. Also has added 123 receptions for 955 yards and four touchdowns.
- He played in 10 games (seven starts) in 2023 and recorded 169 carries for 741 yards and seven touchdowns as well as 19 receptions for 153 yards and one touchdown. In Week 7 vs. CLE, he led the team in rushing with 18 carries for 75 yards and one touchdown. He also contributed three receptions for 45 yards. He passed Joseph Addai (4,756) for the third-most yards from scrimmage by a Colts player in their first four seasons. In Week 8 vs. NO, he tallied 12 carries for 95 yards as well as one reception for two yards. In Week 10 at NE, he led the team in rushing with a single-game season-high 23 carries for 69 yards and one touchdown as well as one reception for six yards. He passed Joseph Addai (34) for the second-most rushing touchdowns by a Colts player in their first four seasons. In Week 12 vs. TB, he compiled 15 carries for 91 yards and two touchdowns. In Week 17 vs. LV, he led the team in rushing with 21 carries for a single-game season-high 96 yards and one touchdown. He passed Edgerrin James (252) and Lenny Moore (252) for the fifth-most points by a Colts player in their first four seasons. In Week 18 vs. HOU, he finished with single-game season highs in carries (30) and rushing yards (188) while also adding one touchdown. His 188

NFL HIGHLIGHTS CONT...

rushing yards are the second-highest mark in a single game for his career, trailing only his franchise-record 253 yards against Jacksonville in Week 17 of 2021. It also ranks as the seventh-most in a single game in team history. Taylor passed Joseph Addai (4,453) for the seventh-most rushing yards in team history. He tied Eric Dickerson (seven) for the most 150-yard rushing games in franchise history.

- In 2022, he started 11 games and tallied 192 rushes for 861 yards and four touchdowns. He also added 28 receptions for 143 yards. In Week 1 at HOU, he eclipsed 3,000 career rushing yards. Taylor is the second-fastest player in team history (33 games) to reach that plateau (Edgerrin James did it in 30 games and just the 11th player to do so in Colts history. In Week 7 at TEN, he rushed 10 times for 58 yards and also tallied a single-game career-high seven receptions for 27 yards. In Week 10 at LV, he led the team in rushing with 22 carries for 147 yards and one touchdown. Taylor passed Marshall Faulk (33) and tied Lenny Moore (34) for the second-most total touchdowns by a Colts player in their first three seasons. Taylor passed Eric Dickerson (13) for the second-most games with 100-plus rushing yards and at least one touchdown in franchise history. He passed Curtis Dickey (3,490) for the 10th-most rushing yards in team history. Taylor recorded a 66-yard touchdown rush in the third quarter, which was the longest play by the Colts in 2022 and was his longest rush since Week 15 of 2021 vs. New England. According to ESPN Stats & Info, it marked Taylor's fourth career rushing touchdown of at least 60 yards, which ties Lenny Moore for the most in franchise history. In Week 11 vs. PHI, he led the team in rushing with 22 carries for 84 yards and one touchdown. He passed Lenny Moore (204) for the fifth-most points by a Colts player in their first three seasons and Moore (34) for the second-most touchdowns by a Colts player in their first three seasons. In Week 12 vs. PIT, he led the team in rushing with 20 carries for 86 yards and one touchdown. He passed Eric Dickerson (32) for the eighth-most rushing touchdowns in team history. In Week 13 at DAL, he led the team in rushing with 21 carries for 82 yards as well as three receptions for 21 yards.
- Started all 17 games in 2021 and was named a unanimous Associated Press First Team All-Pro and was selected to the Pro Bowl after he tallied 332 carries for 1,811 yards and 18 touchdowns as well as 40 receptions for 360 yards and two touchdowns. Taylor led the NFL in scrimmage yards (2,171), rushing yards, rushing touchdowns, 100-yard rushing games (10) and first down runs (107). He finished tied for first in total touchdowns (20). Taylor ranked second in the league in total points (120) by non-kickers. He set franchise single-season records for rushing yards, rushing touchdowns and fewest carries to reach 1,000 rushing yards (173). In Week 4 at MIA, he led the team in rushing with 16 carries for 103 yards and one touchdown. In Week 5 at BAL, he led the team in

NFL HIGHLIGHTS CONT...

rushing with 15 carries for 53 yards and one touchdown. He also led the team in receiving with three receptions for a single-game career-high 116 yards and one touchdown. He tallied his first 100-yard receiving game and became the first Colt to register a 100-yard rushing game the previous week and follow it up with a 100-yard receiving game since Joseph Addai in Weeks 8 and 9 of 2007. He passed Joseph Addai (1,488) for the third-most rushing yards by a Colts player in their first 20 career games. In Week 6 vs. HOU, he recorded then single-game season highs in rushing yards (145) and rushing touchdowns (two) on 14 carries. He reached 2,000 career scrimmage yards and 1,500 career rushing yards and became just the sixth player in team history to reach each of those plateaus in their first two seasons. Taylor registered an 83-yard carry in the third quarter. It was the longest rush by a Colts player ever and the longest carry by an NFL player this season. In Week 7 at SF, he led the team in rushing with 18 carries for 107 yards and one touchdown. In Week 9 vs. NYJ, he led the team in rushing with 19 carries for 172 yards and two touchdowns. He also added two receptions for 28 yards. He eclipsed 2,000 career scrimmage yards. Taylor is just the fourth player in team history to reach that plateau in their first two seasons. In Week 10 vs. JAX, Taylor led the team in rushing with 21 carries for 116 yards and one touchdown. He eclipsed 2,000 career rushing yards. Taylor became just the fourth player in team history to reach that plateau in their first two seasons. In Week 11 at BUF, he led the team in rushing with a career-high 32 carries for 185 yards and a career-high four rushing touchdowns. He also added three receptions for 19 yards and one receiving touchdown. He scored five total touchdowns (four rushing, one receiving) and accumulated 30 total points, which is the most in single-game franchise history. His five total touchdowns are tied for the fourth-most by a single player in NFL history. He tied Eric Dickerson and Joseph Addai (four) for the most rushing touchdowns in a single game in team history. Taylor is the only player in NFL history to record 175-plus rushing yards, four rushing touchdowns and one receiving touchdown in a single game. He tallied a rushing touchdown and 100 yards from scrimmage in eight consecutive games and became just the third player ever to do so (LaDainian Tomlinson in 2006 and Lydell Mitchell from 1975-76). Taylor set the franchise record for fewest carries to reach 1,000 rushing yards in a single season (173). He became the fourth player since 2000 and the first since Adrian Peterson (2007-08) to record at least 1,000 rushing yards and 10 rushing touchdowns in each of their first two seasons (per NFL Research). He passed Joseph Addai (2,153) for the third-most scrimmage yards (2,842) by a Colts player in their first two seasons. In Week 12 vs. TB, he led the team in rushing with 16 carries for 83 yards and one touchdown. Taylor passed Marshall

NFL HIGHLIGHTS CONT...

Faulk (2,360) for the second-most rushing yards by a Colts player in their first two seasons. He passed Joseph Addai (15 in 2007), Eric Dickerson (15 in 1988), Marvin Harrison (15 in 2001 and 2004), Lydell Mitchell (15 in 1975) and Lenny Moore (15 in 1961) for the fourth-most total touchdowns in single-season team history. In Week 13 at HOU, he tallied 32 carries for 143 yards and two touchdowns. He passed Edgerrin James (26) for the most rushing touchdowns by a Colts player in their first two seasons. In Week 15 vs. NE, he led the team in rushing with 29 carries for 170 yards and one touchdown. He registered a 67-yard rushing touchdown to ice the game in the fourth quarter. According to Next Gen Stats, he hit 22.13 miles per hour on the rush, which is the fastest speed by a ball carrier this season. He passed Lenny Moore (16 in 1964) for the most rushing touchdowns in single-season team history. It marks Taylor's 11th consecutive game with a rushing touchdown, which ties Lenny Moore (BAL, 1963-64), Emmitt Smith (DAL, 1994-95), Emmitt Smith (DAL, 1995) and Priest Holmes (KC, 2002) for the fourth-longest streak in NFL history. He also tied Lenny Moore (11) for the franchise record. Taylor tied Clinton Portis (31) for the second-most touchdowns by an NFL player before turning 23 years old. He passed Edgerrin James (18 in 2000) for the second-most total touchdowns in single-season team history. It also marked Taylor's 11th consecutive game with a touchdown and he joined Lenny Moore (18) as the only players in team history to accomplish that feat. In Week 17 vs. LV, he recorded 20 carries for 108 yards and one touchdown. He passed Edgerrin James (1,709 in 2000) for the most rushing yards in single-season team history. Taylor tied Lenny Moore (20 in 1964) for the most total touchdowns in single-season franchise history. He also passed Clinton Portis (31) for the second-most touchdowns by an NFL player before turning 23 years old. He became just the fourth player in team history to register 2,000 scrimmage yards in a single season. He passed Eric Dickerson (2,036 in 1988) for the fourth-most scrimmage yards in single-season team history. Per NFL Research, Taylor (age 22) became the youngest player in NFL history with 2,000-plus scrimmage yards & 20-plus touchdowns in a single season (Eric Dickerson was the previous youngest at age 23 in 1983). He tied Edgerrin James (1999) for the most 100-yard games (10) in single-season Colts history. Taylor tied Earl Campbell (1979), Terrell Davis (1998), Larry Johnson (2005) and LaDainian Tomlinson (2006) for the fourth-most games (nine) with 100-plus rushing yards and at least one rushing touchdown in a single-season in NFL history.

- In 2020, he earned PFWA All-Rookie Team honors after he saw action in 15 games (13 starts) and recorded 232 carries for 1,169 yards and 11 touchdowns as well as 36 receptions for 299 yards and one touchdown. His 1,169 rushing yards ranked third in the NFL and were the most by a Colts running back since Edgerrin James in 2005 (1,506). In Week 1 at Jacksonville, he tallied nine

NFL HIGHLIGHTS CONT...

carries for 22 yards and six receptions for 67 yards. He became only the second Colts running back in team history to record more than 60 receiving yards in Week 1 (Ahmad Bradshaw, 2014). In Week 2 vs. MIN, he made his first career start and tallied 26 carries for 101 yards and one touchdown. He became the first Colts rookie to rush for at least 100 yards in a single game since Vick Ballard at Houston on 12/16/12 (105). He finished with 18 carries in the first half. It was the most by a running back in the NFL since Derrick Henry (21) on 12/16/18. It is also tied for the fourth-most carries by a Colts running back in team history in the first half (Edgerrin James had 19 three different times). In Week 3 vs. NYJ, he led the team in rushing with 13 rushes for 59 yards and one touchdown. It was his second consecutive game with a rushing touchdown and marked the first time a Colts rookie had rushing touchdowns in consecutive games since Javarris James did it in Weeks 13 and 14 of the 2010 season. In Week 13 at HOU, he led the team in rushing with 13 carries for 91 yards and also added three receptions for 44 yards and his first-career receiving touchdown. In Week 14 at LV, he led the team in rushing with 20 carries for 150 yards and two touchdowns and also added two receptions for 15 yards. With his first 120 scrimmage yards, he became only the fourth Colts player to reach 1,000 scrimmage yards in their first 12 games, joining Edgerrin James, Marshall Faulk and Joseph Addai. He was one of five rookies in 2020 to have multiple 100-yard rushing games (James Robinson, Clyde Edwards-Helaire, J.K. Dobbins and Antonio Gibson) and is the first Colts rookie to have multiple 100-yard rushing games since Joseph Addai (2006). He became the first Colts rookie to have multiple rushing touchdowns in the same game since Andrew Luck in 2012 and he is the first Colts rookie running back since Javarris James in 2010. In Week 15 vs. HOU, he led the team in rushing with 16 carries for 83 yards and one touchdown and also added four receptions for 12 yards. It was his fourth consecutive game with 80 rushing yards, becoming only the third NFL player this season to do so, joining Dalvin Cook and Nick Chubb. He was the first Indianapolis player to accomplish the feat since Joseph Addai (2007) and the first NFL rookie to do it since Saquon Barkley (2018). In Week 16 at PIT, he led the team in rushing with 18 carries for 74 yards and two touchdowns. In Week 17 vs. JAX, he led the team in rushing with a season-high 30 carries for a single-game franchise-high 253 yards and two touchdowns. He broke the previous single-game franchise-record of 219 yards previously held by Edgerrin James. Taylor became only the second player in franchise history to hit the 200-yard mark in a single game (Edgerrin James did it twice). He tied DeMarco Murray (253) for the second-most rushing yards by a rookie in a single game in NFL history and tied Murray for the ninth-most by any player in a single game. He also passed Alan Ameche (194) for the most rushing

NFL HIGHLIGHTS CONT...

yards by a rookie in a single game in team history. He passed Joseph Addai (1,406) for the third-most yards from scrimmage by a rookie in franchise history. Taylor reached 1,000 rushing yards for the season becoming just the fifth rookie in franchise history to reach that plateau. He was the first rookie to hit 1,000-plus yards since Joseph Addai in 2006. Taylor passed Dominic Rhodes (1,104) for the third-most rushing yards by a rookie in franchise history. His 30 carries were the most for a Colts running back since Frank Gore (36) in Week 14 of 2017. In the first quarter, Taylor posted over 100 rushing yards. He was the first player to reach 100 rushing yards in the first quarter since Saquon Barkley did it in Week 16 of 2019. He was just the fifth rookie to do so since at least 1991, joining Leonard Fournette, Edgerrin James, Robert Edwards and Jerome Bettis. He was also the third Colts player in team history to accomplish the feat, since at least 1991. He accumulated 137 rushing yards in the first half, which is the most by a player in team history, since at least 1991. Taylor passed Dominic Rhodes and Alan Ameche (nine) and tied Marshall Faulk and Curtis Dickey (11) for the second-most rushing touchdowns in franchise history by a rookie. He also tied Alan Ameche, Curtis Dickey and Edgerrin James for the most games with a rushing touchdown by a rookie (eight). Taylor became only the third rookie running back in team history to have at least 10 rushing touchdowns and 1,000 rushing yards, joining Marshall Faulk and Edgerrin James. He was the first player with 11 rushing touchdowns in a single season since Joseph Addai in 2007. It was Taylor's fourth consecutive game with a rushing touchdown, becoming only the third Colts rookie to accomplish the feat and the first since James Mungro in 2002. Taylor finished the regular season with a 5.04 rushing average, which is the third-best average for a rookie running back in team history. Started one postseason contest and led the team in rushing with 21 carries for 78 yards and one touchdown. It was his fifth consecutive game with a rushing touchdown totaling the most consecutive games with a rushing touchdown by a Colts player since Marlon Mack in 2018 (regular season and postseason combined). He became the first Colts rookie to have a rushing touchdown in his playoff debut since Joseph Addai in the 2006 Wild Card.

COLLEGE HIGHLIGHTS

- Appeared in 41 games (40 starts) at Wisconsin (2017-19) and totaled 926 carries for 6,174 yards and 50 touchdowns. Also added 42 receptions for 407 yards and five touchdowns. Named the Doak Walker Award winner, a unanimous All-America choice, First Team All-Big Ten and Big Ten Running Back of the Year in both 2018 and 2019. He became the seventh player in FBS history to rush for 6,000 yards and the first ever to do so in just three seasons. His 6,174 career rushing yards ranked No. 6 all-time among FBS players and No. 2 all-time among the Big Ten. He became the third player in



COLLEGE HIGHLIGHTS CONT...

- FBS history with multiple 2,000-yard rushing seasons and the only player in FBS history to rush for at least 1,900 yards in three consecutive seasons. Rushed for at least 100 yards in 32 games. Tallied 12 games of 200-plus yards.
- In 2019, as a team captain he was named the Doak Walker Award winner, a unanimous All-America choice, First Team All-Big Ten and Big Ten Running Back of the Year after starting 14 games and totaling 2,003 yards on 320 carries with 21 touchdowns. Also added 26 receptions for 252 yards and five touchdowns. He led the nation with 26 total touchdowns. He was a four-time Big Ten Offensive Player of the Week and accumulated four 200-yard rushing performances, including three straight in November in wins over Iowa, Nebraska and Purdue.
 - As a sophomore, he was named the Doak Walker Award winner, a unanimous All-America choice, First Team All-Big Ten and Big Ten Running Back of the Year after he started 13 games and recorded 307 carries for a nation-high 2,194 yards and 16 touchdowns as well as eight receptions for 60 yards. He led the nation in rushing yards per game (168.8) and topped the 100-yard mark in 12-of-13 games, including seven games of 150-plus and five games of 200-plus. Was selected as a two-time Big Ten Offensive Player of the Week and named the New Era Pin Stripe Bowl MVP after rushing for 205 yards and one touchdown in a win over Miami.
 - In 2017, he was named Big Ten Freshman of the Year, First Team All-Big Ten and Second Team All-America after he saw action in 14 games (13 starts) and accumulated 299 carries for 1,977 yards and 13 touchdowns. He also contributed eight receptions for 95 yards. He hit the 100-yard rushing mark in 10 games with five games of 150-plus rushing yards and three 200-rushing yard performances. He was selected as a two-time Big Ten Offensive Player of the Week and an eight-time Big Ten Freshman of the Week.

PERSONAL

- Attended Salem (N.J.) High School and finished his career with 4,642 rushing yards and 51 total touchdowns.
- As a senior, he was named first team all-state and *South Jersey Times* Offensive Player of the Year after he set a New Jersey single-season record with 2,510 rushing yards and also added 35 touchdowns.
- As a junior, he earned first team all-conference honors after he rushed for 1,383 yards and 15 touchdowns.
- He earned second team all-conference honors as a sophomore after rushing for 500 yards and five touchdowns.
- Selected as a two-time team MVP and team captain.
- Won back-to-back New Jersey Meet of Champions titles in 100 meters as a junior and senior.
- Selected as the *South Jersey Times* Boys Track Athlete of the Year as a junior and senior.
- His father, Jonathan, played basketball at San Francisco State (1982-86).

PERSONAL CONT...

- Volunteered with a community food drive, as a peer tutor and helped with a project to rebuild a classroom for students in India.
- Participated in the NFL's My Cause My Cleats initiative and represented "100 Black Men of Indianapolis" (2023), Boys 2 Men (2021) and No Kid Hungry (2020).
- In 2020, he met with kids virtually from Riley Hospital for Children.
- Currently a co-owner of four Toppers Pizza locations.
- Majored in philosophy at Wisconsin.
- Married to his wife, Ayanna.
- A native of Salem, N.J.

MOST RUSHING YARDS BY A COLT IN A SINGLE SEASON

JONATHAN TAYLOR	1,811 (2021)
EDGERRIN JAMES	1,709 (2000)
ERIC DICKERSON	1,659 (1988)

MOST RUSHING YARDS IN THE NFL, SINCE 2020

DERRICK HENRY	5,165
JOSH JACOBS	4,251
JONATHAN TAYLOR	4,164
DALVIN COOK	4,049
NICK CHUBB	4,021

MOST RUSHING TOUCHDOWNS IN THE NFL, SINCE 2020

DERRICK HENRY	44
JOSH JACOBS	38
JONATHAN TAYLOR	35
JALEN HURTS	35
NICK CHUBB	32

JONATHAN TAYLOR'S - NFL REGULAR SEASON STATISTICS

DATE	TEAM	RUSHING							RECEIVING				
		GP	GS	NO.	YDS.	AVG.	LG	TD	NO.	YDS.	AVG.	LG	TD
2020	Colts	15	13	232	1,169	5.0	62t	11	36	299	8.3	39t	1
2021	Colts	17	17	332	1,811	5.5	83	18	40	360	9.0	76t	2
2022	Colts	11	11	192	861	4.5	66t	4	28	143	5.1	19	0
2023	Colts	10	7	169	741	4.4	49t	7	19	153	8.1	40	1
TOTALS		53	48	925	4,582	5.0	83	40	123	955	7.8	76T	4

JONATHAN TAYLOR'S - NFL POSTSEASON STATISTICS

DATE	TEAM	RUSHING							RECEIVING				
		GP	GS	NO.	YDS.	AVG.	LG	TD	NO.	YDS.	AVG.	LG	TD
2020	Colts	1	1	21	78	3.7	20	1	2	6	3.0	6	0
TOTALS		1	1	21	78	3.7	20	1	2	6	3.0	6	0

JONATHAN TAYLOR'S - NFL REGULAR SEASON STATISTICS

DATE	TEAM	KICKOFF RETURNS					PUNT RETURNS					
		RET.	YDS.	AVG.	LG	TD	NO.	FC	YDS.	AVG.	LG	TD
2020	Colts	0	0	0.0	0	0	0	0	0	0.0	0	0
2021	Colts	0	0	0.0	0	0	0	0	0	0.0	0	0
2022	Colts	0	0	0.0	0	0	0	0	0	0.0	0	0
2023	Colts	0	0	0.0	0	0	0	0	0	0.0	0	0
TOTALS		0	0	0.0	0	0	0	0	0	0.0	0	0

JONATHAN TAYLOR'S - NFL POSTSEASON STATISTICS

DATE	TEAM	KICKOFF RETURNS					PUNT RETURNS					
		RET.	YDS.	AVG.	LG	TD	NO.	FC	YDS.	AVG.	LG	TD
2020	Colts	0	0	0.0	0	0	0	0	0	0.0	0	0
TOTALS		0	0	0.0	0	0	0	0	0	0.0	0	0

SINGLE-GAME HIGHS: RUSHING/RECEIVING

Rush Attempts	32 at Houston Texans, Dec 05, 2021 ...1 more at 32.	Receiving Average	38.7 at Baltimore Ravens, Oct 11, 2021 17.3 vs. Tennessee Titans, Oct 31, 2021 15.0 vs. Cleveland Browns, Oct 22, 2023
Rushing Yards	253 vs. Jacksonville Jaguars, Jan 03, 2021 188 vs. Houston Texans, Jan 06, 2024 185 at Buffalo Bills, Nov 21, 2021	Longest Receptions	76t at Baltimore Ravens, Oct 11, 2021 40 at Jacksonville Jaguars, Oct 15, 2023 39t at Houston Texans, Dec 06, 2020
Rushing Average	10.4 vs. Houston Texans, Oct 17, 2021 9.1 vs. New York Jets, Nov 04, 2021 8.4 vs. Jacksonville Jaguars, Jan 03, 2021	Receiving TDs	1 at Carolina Panthers, Nov 05, 2023 ...3 more at 1.
Longest Runs	83 vs. Houston Texans, Oct 17, 2021 78t vs. New York Jets, Nov 04, 2021 67t vs. New England Patriots, Dec 18, 2021	All-Purpose Yards	254 vs. Jacksonville Jaguars, Jan 03, 2021 204 at Buffalo Bills, Nov 21, 2021 200 vs. New York Jets, Nov 04, 2021
Rushing TDs	4 at Buffalo Bills, Nov 21, 2021 2 vs. Tampa Bay Buccaneers, Nov 26, 2023 ...6 more at 2.	Most TDs	5 at Buffalo Bills, Nov 21, 2021 2 vs. Tampa Bay Buccaneers, Nov 26, 2023 ...7 more at 2.
Receptions	7 at Tennessee Titans, Oct 23, 2022 6 vs. Jacksonville Jaguars, Nov 14, 2021 ...2 more at 6.	Miscellaneous Tackles	1 at Pittsburgh Steelers, Dec 27, 2020
Receiving Yards	116 at Baltimore Ravens, Oct 11, 2021 67 at Jacksonville Jaguars, Sep 13, 2020 60 vs. Seattle Seahawks, Sep 12, 2021		



SINGLE-GAME HIGHS - POSTSEASON: RUSHING/RECEIVING

Rush Attempts 21 at Buffalo Bills, Jan 09, 2021
Rushing Yards 78 at Buffalo Bills, Jan 09, 2021
Rushing Average 3.7 at Buffalo Bills, Jan 09, 2021
Longest Runs 20 at Buffalo Bills, Jan 09, 2021
 12 at Buffalo Bills, Jan 09, 2021
 10 at Buffalo Bills, Jan 09, 2021
Rushing TDs 1 at Buffalo Bills, Jan 09, 2021

Receptions 2 at Buffalo Bills, Jan 09, 2021
Receiving Yards 6 at Buffalo Bills, Jan 09, 2021
Longest Receptions 6 at Buffalo Bills, Jan 09, 2021
All-Purpose Yards 84 at Buffalo Bills, Jan 09, 2021
Most TDs 1 at Buffalo Bills, Jan 09, 2021

100-YARD RECEIVING GAMES (1): REGULAR SEASON

DATE	TEAM	NO.	YDS.	AVG.	LG	TD
10/11/21	at Ravens	3	116	38.7	76t	1

100-YARD RUSHING GAMES (16): REGULAR SEASON

DATE	TEAM	ATT.	YDS.	AVG.	LG	TD
09/20/20	VIKINGS	26	101	3.9	13	1
12/13/20	at Raiders	20	150	7.5	62t	2
01/03/21	JAGUARS	30	253	8.4	56	2
10/03/21	at Dolphins	16	103	6.4	38	1
10/17/21	TEXANS	14	145	10.4	83	2
10/24/21	at 49ers	18	107	5.9	33	1
11/04/21	JETS	19	172	9.1	78t	2
11/14/21	JAGUARS	21	116	5.5	34	1
11/21/21	at Bills	32	185	5.8	40	4
12/05/21	at Texans	32	143	4.5	16	2
12/18/21	PATRIOTS	29	170	5.9	67t	1
12/25/21	at Cardinals	27	108	4.0	43	0
01/02/22	RAIDERS	20	108	5.4	24	1
09/11/22	at Texans	31	161	5.2	17	1
11/13/22	at Raiders	22	147	6.7	66t	1
01/06/24	TEXANS	30	188	6.3	49t	1

2020 GAME-BY-GAME REGULAR-SEASON STATISTICS (COLTS)

DATE	OPPONENT	P/S	RUSHING					RECEIVING				TD	W/L	SCORE
			NO.	YDS.	AVG.	LG	TD	NO.	YDS.	AVG.	LG			
09/13	at Jaguars	P	9	22	2.4	9	0	6	67	11.2	35	0	L	20-27
09/20	Vikings	S	26	101	3.9	13	1	2	9	4.5	5	0	W	28-11
09/27	Jets	S	13	59	4.5	16	1	1	3	3.0	3	0	W	36-7
10/04	at Bears	S	17	68	4.0	16	0	1	11	11.0	11	0	W	19-11
10/11	at Browns	S	12	57	4.8	10	1	2	17	8.5	13	0	L	23-32
10/18	Bengals	S	12	60	5.0	21	0	4	55	13.8	22	0	W	31-27
11/01	at Lions	S	11	22	2.0	6	0	2	9	4.5	5	0	W	41-21
11/08	Ravens	S	6	27	4.5	11	1	2	7	3.5	5	0	L	10-24
11/12	at Titans	S	7	12	1.7	4	0	2	25	12.5	14	0	W	34-17
11/22	Packers	P	22	90	4.1	18	0	4	24	6.0	9	0	W	34-31+
11/29	Titans												L	26-45
12/06	at Texans	S	13	91	7.0	24	0	3	44	14.7	39t	1	W	26-20
12/13	at Raiders	S	20	150	7.5	62t	2	2	15	7.5	20	0	W	44-27
12/20	Texans	S	16	83	5.2	14	1	4	12	3.0	7	0	W	27-20
12/27	at Steelers	S	18	74	4.1	18	2	0	0	0.0	0	0	L	24-28
01/03	Jaguars	S	30	253	8.4	56	2	1	1	1.0	1	0	W	28-14
2020 TOTALS	15-13		232	1,169	5.0	62T	11	36	299	8.3	39T	1	11-5	

+ - Overtime



2021 GAME-BY-GAME REGULAR-SEASON STATISTICS (COLTS)

DATE	OPPONENT	P/S	RUSHING					RECEIVING					W/L	SCORE
			NO.	YDS.	AVG.	LG	TD	NO.	YDS.	AVG.	LG	TD		
09/12	Seahawks	S	17	56	3.3	12	0	6	60	10.0	15	0	L	16-28
09/19	Rams	S	15	51	3.4	13	0	1	2	2.0	2	0	L	24-27
09/26	at Titans	S	10	64	6.4	23	0	1	8	8.0	8	0	L	16-25
10/03	at Dolphins	S	16	103	6.4	38	1	3	11	3.7	7	0	W	27-17
10/11	at Ravens	S	15	53	3.5	19	1	3	116	38.7	76t	1	L	25-31+
10/17	Texans	S	14	145	10.4	83	2	1	13	13.0	13	0	W	31-3
10/24	at 49ers	S	18	107	5.9	33	1	3	3	1.0	5	0	W	30-18
10/31	Titans	S	16	70	4.4	12	1	3	52	17.3	37	0	L	31-34+
11/04	Jets	S	19	172	9.1	78t	2	2	28	14.0	20	0	W	45-30
11/14	Jaguars	S	21	116	5.5	34	1	6	10	1.7	6	0	W	23-17
11/21	at Bills	S	32	185	5.8	40	4	3	19	6.3	23t	1	W	41-15
11/28	Buccaneers	S	16	83	5.2	15	1	4	14	3.5	8	0	L	31-38
12/05	at Texans	S	32	143	4.5	16	2	0	0	0.0	0	0	W	31-0
12/18	Patriots	S	29	170	5.9	67t	1	0	0	0.0	0	0	W	27-17
12/25	at Cardinals	S	27	108	4.0	43	0	0	0	0.0	0	0	W	22-16
01/02	Raiders	S	20	108	5.4	24	1	1	6	6.0	6	0	L	20-23
01/09	at Jaguars	S	15	77	5.1	23	0	3	18	6.0	11	0	L	11-26
2021 TOTALS		17-17	332	1,811	5.5	83	18	40	360	9.0	76T	2	9-8	

+ - Overtime

2022 GAME-BY-GAME REGULAR-SEASON STATISTICS (COLTS)

DATE	OPPONENT	P/S	RUSHING					RECEIVING					W/L/T	SCORE
			NO.	YDS.	AVG.	LG	TD	NO.	YDS.	AVG.	LG	TD		
09/11	at Texans	S	31	161	5.2	17	1	4	14	3.5	5	0	T	20-20
09/18	at Jaguars	S	9	54	6.0	21	0	1	9	9.0	9	0	L	0-24
09/25	Chiefs	S	21	71	3.4	13	0	3	20	6.7	9	0	W	20-17
10/02	Titans	S	20	42	2.1	11	0	1	1	1.0	1	0	L	17-24
10/06	at Broncos												W	12-9+
10/16	Jaguars												W	34-27
10/23	at Titans	S	10	58	5.8	14	0	7	27	3.9	9	0	L	10-19
10/30	Commanders	S	16	76	4.8	27	0	0	0	0.0	0	0	L	16-17
11/06	at Patriots												L	3-26
11/13	at Raiders	S	22	147	6.7	66t	1	2	16	8.0	12	0	W	25-20
11/20	Eagles	S	22	84	3.8	28	1	3	10	3.3	9	0	L	16-17
11/28	Steelers	S	20	86	4.3	13	1	3	12	4.0	9	0	L	17-24
12/04	at Cowboys	S	21	82	3.9	19	0	3	21	7.0	19	0	L	19-54
12/17	at Vikings	S	0	0	0.0	0	0	1	13	13.0	13	0	L	36-39+
12/26	Chargers												L	3-20
01/01	at Giants												L	10-38
01/08	Texans												L	31-32
2022 TOTALS		11-11	192	861	4.5	66T	4	28	143	5.1	19	0	4-12-1	

+ - Overtime



2023 GAME-BY-GAME REGULAR-SEASON STATISTICS (COLTS)

DATE	OPPONENT	P/S	RUSHING				RECEIVING				W/L	SCORE		
			NO.	YDS.	AVG.	LG	TD	NO.	YDS.	AVG.			LG	TD
09/10	Jaguars											L	21-31	
09/17	at Texans											W	31-20	
09/24	at Ravens											W	22-19+	
10/01	Rams											L	23-29+	
10/08	Titans	P	6	18	3.0	5	0	1	16	16.0	16	0	W	23-16
10/15	at Jaguars	P	8	19	2.4	5	0	5	46	9.2	40	0	L	20-37
10/22	Browns	S	18	75	4.2	24	1	3	45	15.0	20	0	L	38-39
10/29	Saints	S	12	95	7.9	42	0	1	2	2.0	2	0	L	27-38
11/05	at Panthers	S	18	47	2.6	13	0	5	22	4.4	10t	1	W	27-13
11/12	at Patriots	S	23	69	3.0	10	1	1	6	6.0	6	0	W	10-6
11/26	Buccaneers	S	15	91	6.1	17	2	0	0	0.0	0	0	W	27-20
12/03	at Titans											W	31-28+	
12/10	at Bengals											L	14-34	
12/16	Steelers											W	30-13	
12/24	at Falcons	P	18	43	2.4	13	1	0	0	0.0	0	0	L	10-29
12/31	Raiders	S	21	96	4.6	15	1	1	8	8.0	8	0	W	23-20
01/06	Texans	S	30	188	6.3	49t	1	2	8	4.0	6	0	L	19-23
2023 TOTALS		10-7	169	741	4.4	49T	7	19	153	8.1	40	1	9-8	

+ - Overtime

2020 GAME-BY-GAME POSTSEASON STATISTICS (COLTS)

DATE	OPPONENT	P/S	RUSHING				RECEIVING				W/L	SCORE		
			NO.	YDS.	AVG.	LG	TD	NO.	YDS.	AVG.			LG	TD
01/09	at Bills	S	21	78	3.7	20	1	2	6	3.0	6	0	L	24-27
2020 TOTALS		1-1	21	78	3.7	20	1	2	6	3.0	6	0	0-1	

RODNEY THOMAS II
SAFETY

25

6-1 196 LBS
NFL EXP: 3
(3RD YEAR WITH THE COLTS)
BORN: 6/26/98



COLLEGE:
YALE

4TH-AND-SHORT

- In his first two seasons, he appeared in all 34 games (25 starts) and recorded 84 tackles (63 solo), 10 passes defended, six interceptions and two special teams tackles.
- First Yale player selected in the NFL Draft since 2018.
- First Team All-Ivy League and All-New England team (2021).



Selected by the Colts in the seventh round (239th overall) of the 2022 NFL Draft.



 [@Rodney_Thomas26](https://twitter.com/Rodney_Thomas26)

 [@rodney_thomas26](https://www.instagram.com/rodney_thomas26)

A LATE BLOOMER

Thomas II was one of the smaller players on the football team, let alone the school as a freshman in high school. He was 5-3 and 130 pounds as a freshman before gaining nearly 35 pounds and eight inches of height during his high school career. Thomas II started gaining attention of colleges as a senior, and decided on Yale because they had a good football program, but he also wanted a school that had a great academic program. Even though he was playing Division I football, he wasn't done growing. Thomas II sprouted up to 6-2, 200 pounds, as a senior at Yale and played multiple positions, including defensive back and linebacker. He compares his growth spurt to NBA player Anthony Davis, who gained nearly 10 inches of height during his high school career before starring at Kentucky.

NFL HIGHLIGHTS

- In two seasons with the Colts (2022-23), he has played in 34 games (25 starts) and has totaled 84 tackles (63 solo), 10 passes defended and six interceptions. He also has two special teams tackles.
- In 2023, he played in all 17 games (15 starts) and tallied 34 tackles (30 solo), four passes defended and two interceptions. In Week 7 vs. CLE, he totaled two tackles (one solo), two passes defended and one interception. In Week 10 at NE, he tallied two solo tackles, one pass defended and one interception.
- He appeared in all 17 games (10 starts) in 2022 and recorded 50 tackles (33 solo), six passes defended, a team-high four interceptions and two special teams tackles. Made his first career start in Week 4 vs. TEN. In Week 5 at DEN, he recorded five tackles (two solo), two passes defended and his first career interception. He became the first Colts rookie to tally an interception since Julian Blackmon in Week 6 of 2020 vs. Cincinnati. In Week 16 vs. LAC, he tallied six tackles (five solo), two passes defended and one interception. He became the first Colts rookie to tally two consecutive games with an interception since Malik Hooker (2017). In Week 18 vs. HOU, he compiled two solo tackles, one pass defended and one interception. He finished with the most interceptions by a Colts rookie since Jason David in 2004 (four).

COLLEGE HIGHLIGHTS

- Appeared in 33 games at linebacker and defensive back in four seasons at Yale (2017-21) and compiled 134 tackles (95 solo), 8.0 tackles for loss, 1.0 sack, 21 passes defended and six interceptions.
- In 2021, he earned First Team All-Ivy League honors after he started 10 games (nine at defensive back and one at linebacker) and recorded 50 tackles (35 solo), 1.0 tackle for loss, 11 passes defended and two interceptions. Also garnered All-New England team honors and finished third in the Ivy League in passes defended and second on the team in total tackles.
- The 2020 season was cancelled due to COVID-19.
- In 2019, he garnered All-Ivy League Honorable Mention recognition after he started nine games at linebacker and tallied 39 tackles (26 solo), 7.0 tackles for loss, 1.0 sack, five passes defended, two interceptions and one forced fumble.
- Appeared in nine games at defensive back in 2018 and recorded 44 tackles (34 solo), five passes defended, two interceptions and one fumble recovery (returned for a touchdown).
- In 2017, he saw action in five games in a backup role at defensive back and registered one tackle.

PERSONAL

- Attended Central Catholic High School in Pittsburgh.
- Named First-Team All-Conference as a defensive back.
- Selected to Western Pennsylvania Football Gold All-Academic Team in 2017.
- Was a member of the 2016 district champion and state runner-up team as well as the 2015 state championship team.
- Also competed in basketball and track and was captain of the track team.
- A native of Pittsburgh, Pa.

RODNEY THOMAS II'S - NFL REGULAR SEASON STATISTICS

DATE	TEAM	GP	GS	TACKLES							QBH	INTERCEPTIONS					FUMBLES					ST			MISC			
				TK	S	A	TFL	YDS	SK	YDS		NO	YDS	LG	TD	PD	FF	FR	TD	YDS	TK	S	A	FF		FR	S	A
2022	Colts	17	10	50	33	17	0	0	0.0	0.0	0	4	51	35	0	6	0	0	0	0	2	1	1	0	0	0	0	0
2023	Colts	17	15	34	30	4	0	0	0.0	0.0	0	2	75	70	0	4	0	0	0	0	0	0	0	0	0	0	0	0
TOTALS		34	25	84	63	21	0	0	0.0	0.0	0	6	126	70	0	10	0	0	0	0	2	1	1	0	0	0	0	0

SINGLE-GAME HIGHS: DEFENSIVE

<p>Total Tackles 7 at New York Giants, Jan 01, 2023 ...1 more at 7.</p> <p>Solo Tackles 6 at New York Giants, Jan 01, 2023 5 vs. Los Angeles Chargers, Dec 26, 2022 4 at Carolina Panthers, Nov 05, 2023 ...4 more at 4.</p> <p>Passes Defensed 2 vs. Cleveland Browns, Oct 22, 2023 ...2 more at 2.</p>	<p>Interceptions 1 at New England Patriots, Nov 12, 2023 ...5 more at 1.</p> <p>Interception Return Yards 35 at Denver Broncos, Oct 06, 2022 11 vs. Houston Texans, Jan 08, 2023 5 at New England Patriots, Nov 12, 2023 ...1 more at 5.</p> <p>Special Teams Tackles 1 vs. Tennessee Titans, Oct 02, 2022</p>
---------------------------------------------------------------------------------------------------------------------------------------------------------------------------------------------------------------------------------------------------------------------------------------------------------------------------------------------------	-----------------------------------------------------------------------------------------------------------------------------------------------------------------------------------------------------------------------------------------------------------------------------------------------------------------------------------------------------

2022 GAME-BY-GAME REGULAR-SEASON STATISTICS (COLTS)

DATE	OPPONENT	P/S	TACKLES							INTERCEPTIONS				FUMBLES			ST			MISC		W/L	SCORE					
			TK	S	A	SK	YDS	TFL	YDS	QBH	NO	YDS	LG	TD	PD	FF	FR	TD	YDS	TK	S			A	FF	FR	S	A
09/11	at Texans	P	0	0	0	0	0	0	0	0	0	0	0	0	0	0	0	0	0	0	0	0	0	0	0	T	20-20	
09/18	at Jaguars	P	0	0	0	0	0	0	0	0	0	0	0	0	0	0	0	0	0	0	0	0	0	0	0	L	0-24	
09/25	Chiefs	P	2	2	0	0	0	0	0	0	0	0	0	0	0	0	0	0	0	0	0	0	0	0	0	W	20-17	
10/02	Titans	S	2	2	0	0	0	0	0	0	0	0	0	0	0	0	0	0	1	1	0	0	0	0	0	L	17-24	
10/06	at Broncos	S	5	2	3	0	0	0	0	0	1	35	35	0	2	0	0	0	0	0	0	0	0	0	0	W	12-9+	
10/16	Jaguars	S	7	4	3	0	0	0	0	0	0	0	0	0	0	0	0	0	0	0	0	0	0	0	0	W	34-27	
10/23	at Titans	S	1	1	0	0	0	0	0	0	0	0	0	0	0	0	0	0	0	0	0	0	0	0	0	L	10-19	
10/30	Commanders	S	2	1	1	0	0	0	0	0	0	0	0	0	0	0	0	0	0	0	0	0	0	0	0	L	16-17	
11/06	at Patriots	S	4	4	0	0	0	0	0	0	0	0	0	0	0	0	0	0	0	0	0	0	0	0	0	L	3-26	
11/13	at Raiders	P	2	0	2	0	0	0	0	0	0	0	0	0	0	0	0	0	1	0	1	0	0	0	0	W	25-20	
11/20	Eagles	P	1	1	0	0	0	0	0	0	0	0	0	0	0	0	0	0	0	0	0	0	0	0	0	L	16-17	
11/28	Steelers	P	2	1	1	0	0	0	0	0	0	0	0	0	0	0	0	0	0	0	0	0	0	0	0	L	17-24	
12/04	at Cowboys	S	3	1	2	0	0	0	0	0	0	0	0	0	0	0	0	0	0	0	0	0	0	0	0	L	19-54	
12/17	at Vikings	P	4	1	3	0	0	0	0	0	1	0	0	0	1	0	0	0	0	0	0	0	0	0	0	L	36-39+	
12/26	Chargers	S	6	5	1	0	0	0	0	0	1	5	5	0	2	0	0	0	0	0	0	0	0	0	0	L	3-20	
01/01	at Giants	S	7	6	1	0	0	0	0	0	0	0	0	0	0	0	0	0	0	0	0	0	0	0	0	L	10-38	
01/08	Texans	S	2	2	0	0	0	0	0	0	1	11	11	0	1	0	0	0	0	0	0	0	0	0	0	L	31-32	
2022 TOTALS			17-10	50	33	17	0.0	0.0	0	0	0	4	51	35	0	6	0	0	0	0	2	1	1	0	0	0	0	4-12-1

+ - Overtime

2023 GAME-BY-GAME REGULAR-SEASON STATISTICS (COLTS)

DATE	OPPONENT	P/S	TACKLES							INTERCEPTIONS				FUMBLES			ST			MISC		W/L	SCORE					
			TK	S	A	SK	YDS	TFL	YDS	QBH	NO	YDS	LG	TD	PD	FF	FR	TD	YDS	TK	S			A	FF	FR	S	A
09/10	Jaguars	S	3	3	0	0	0	0	0	0	0	0	0	0	0	0	0	0	0	0	0	0	0	0	0	L	21-31	
09/17	at Texans	S	4	4	0	0	0	0	0	0	0	0	0	0	0	0	0	0	0	0	0	0	0	0	0	W	31-20	
09/24	at Ravens	S	5	4	1	0	0	0	0	0	0	0	0	0	0	0	0	0	0	0	0	0	0	0	0	W	22-19+	
10/01	Rams	S	3	2	1	0	0	0	0	0	0	0	0	0	1	0	0	0	0	0	0	0	0	0	0	L	23-29+	
10/08	Titans	S	2	1	1	0	0	0	0	0	0	0	0	0	0	0	0	0	0	0	0	0	0	0	0	W	23-16	
10/15	at Jaguars	S	0	0	0	0	0	0	0	0	0	0	0	0	0	0	0	0	0	0	0	0	0	0	0	L	20-37	
10/22	Browns	S	2	1	1	0	0	0	0	0	1	0	0	0	2	0	0	0	0	0	0	0	0	0	0	L	38-39	
10/29	Saints	S	3	3	0	0	0	0	0	0	0	70	70	0	0	0	0	0	0	0	0	0	0	0	0	L	27-38	
11/05	at Panthers	S	4	4	0	0	0	0	0	0	0	0	0	0	0	0	0	0	0	0	0	0	0	0	0	W	27-13	
11/12	at Patriots	S	2	2	0	0	0	0	0	0	1	5	5	0	1	0	0	0	0	0	0	0	0	0	0	W	10-6	
11/26	Buccaneers	S	1	1	0	0	0	0	0	0	0	0	0	0	0	0	0	0	0	0	0	0	0	0	0	W	27-20	
12/03	at Titans	S	0	0	0	0	0	0	0	0	0	0	0	0	0	0	0	0	0	0	0	0	0	0	0	W	31-28+	
12/10	at Bengals	S	1	1	0	0	0	0	0	0	0	0	0	0	0	0	0	0	0	0	0	0	0	0	0	L	14-34	
12/16	Steelers	S	2	2	0	0	0	0	0	0	0	0	0	0	0	0	0	0	0	0	0	0	0	0	0	W	30-13	
12/24	at Falcons	S	2	2	0	0	0	0	0	0	0	0	0	0	0	0	0	0	0	0	0	0	0	0	0	L	10-29	
12/31	Raiders	P	0	0	0	0	0	0	0	0	0	0	0	0	0	0	0	0	0	0	0	0	0	0	0	W	23-20	
01/06	Texans	P	0	0	0	0	0	0	0	0	0	0	0	0	0	0	0	0	0	0	0	0	0	0	0	L	19-23	
2023 TOTALS			17-15	34	30	4	0.0	0.0	0	0	0	2	75	70	0	4	0	0	0	0	0	0	0	0	0	0	0	9-8

+ - Overtime

ERIC TOMLINSON
TIGHT END

49

6-6 265 LBS

NFL EXP: 8
(2ND YEAR WITH THE COLTS)
BORN: 6/22/92



COLLEGE:
UTEP

4TH-AND-SHORT

- In his first eight seasons, he played in 85 games (53 starts) in his time with the Colts (2023), Ravens (2020-21, 2023), Texans (2015-16, 2023), Broncos (2022), Giants (2019-20), Raiders (2019), Jets (2016-18) and Eagles (2015) and compiled 27 receptions for 280 yards (10.4 avg.) and three touchdowns. Tomlinson also tallied 13 special teams tackles.
- In 2022 with Denver, he recorded nine receptions for 79 yards (8.8 avg.) and two touchdowns.
- 2x Honorable Mention All-USA (2013, 2014).



Originally signed to the Colts practice squad on January 2, 2024.



NFL HIGHLIGHTS

- He has played in 85 career games (53 starts) in his time with the Colts (2023), Ravens (2020-21, 2023), Texans (2015-16, 2023), Broncos (2022), Giants (2019-20), Raiders (2019), Jets (2016-18) and Eagles (2015) and has compiled 27 receptions for 280 yards and three touchdowns. Tomlinson has also tallied 13 special teams tackles. He has played in two postseason contests (one start).
- Spent time on the Colts, Texans and Ravens practice squads in 2023.
- Played in all 17 games (12 starts) in 2022 and totaled nine receptions for 79 yards and two touchdowns.
- In 2021, he saw action in all 17 games (seven starts) and recorded one reception for seven yards.
- He appeared in seven games (two starts) in 2020 but did not record any statistics.
- In 2019, he competed in eight games (three starts) and hauled in one catch for one yard.
- Played in 15 games (12 starts) in 2018 and tallied eight receptions for 72 yards.
- In 2017, he saw action in 14 games (12 starts) and totaled eight receptions for 121 yards and one touchdown.
- He appeared in seven games (five starts) in 2016 with the Jets. Spent the offseason and training camp with Philadelphia.
- In 2015, he spent the 2015 season on the Texans practice squad.

COLLEGE HIGHLIGHTS

- Appeared in 45 games (31 starts) over five seasons (2010-14) at UTEP and totaled 59 receptions for 547 yards and four touchdowns. He also had four kickoff returns for six yards.
- Started 11 games as a senior in 2014 and recorded 19 receptions for 134 yards and one touchdown.
- In 2013 as a junior, he started all 12 games tallied 30 receptions for 304 yards and one touchdown as well as two kickoff returns for 39 yards.
- As a sophomore in 2012, he played in 10 games (three starts) and registered four receptions for 26 yards.
- Earned Conference USA All-Freshman honors after seeing action in all 12 games (five starts) as a freshman in 2011 and recorded six catches for 83 yards and two touchdowns as well as two kickoff returns for 27 yards.
- Redshirted in 2010.

PERSONAL

- Attended Klein (Texas) High School
- Top-100 area player by the Houston Chronicle.
- Also was a three-year starter on Klein's basketball team.
- Born in Oklahoma City, Okla.

ADDITIONAL TRANSACTIONS

- Signed by the Colts to a reserve/future contract on January 8, 2024.
- Signed to the Indianapolis Colts practice squad on January 2, 2024.
- Released from the Baltimore Ravens practice squad on November 14, 2023.
- Signed to the Baltimore practice squad on October 3, 2023.
- Waived by the Houston Texans on August 29, 2023.
- Signed by the Texans as a free agent on July 24, 2023.
- Waived by Houston on May 18, 2023.
- Signed by the Texans as a free agent on May 3, 2023.
- Signed by the Denver Broncos as a free agent on August 31, 2022.
- Waived by Denver on August 30, 2022.
- Signed with the Broncos as an unrestricted free agent on March 16, 2022.
- Signed to the Baltimore active roster from the practice squad on November 11, 2021.
- Signed to the Ravens active roster from the practice squad on November 6, 2021.
- Signed to the Baltimore practice squad on November 2, 2021.
- Waived by the Ravens on November 1, 2021.
- Signed to the Baltimore active roster on September 1, 2021.
- Waived by the Ravens on August 31, 2021.
- Re-signed with the Ravens on February 10, 2021.
- Signed to the Baltimore active roster from the practice squad on December 22, 2020.
- Signed to the Ravens active roster from the practice squad on December 19, 2020.
- Signed to the Baltimore active roster from the practice squad as a COVID replacement on December 14, 2020.
- Signed to the Ravens active roster from the practice squad as a COVID replacement on December 8, 2020.
- Signed to the Baltimore active roster from the practice squad as a COVID replacement on December 2, 2020.
- Signed to the Ravens practice squad on November 23, 2020.
- Waived by the New York Giants on November 13, 2020.
- Signed to the Giants active roster from the practice squad on October 6, 2020.
- Signed to the New York Giants practice squad on October 3, 2020.
- Waived by the Giants on October 2, 2020.
- Signed to the New York Giants as a free agent on September 6, 2020.
- Waived by the Giants on September 5, 2020.
- Signed by the New York Giants as an unrestricted free agent on March 30, 2020.
- Signed by the Oakland Raiders as a free agent on December 11, 2019.
- Waived by the New England Patriots on October 29, 2019.
- Signed by the Patriots as a free agent on October 15, 2019.

ADDITIONAL TRANSACTIONS CONT...

- Waived by the Giants on September 24, 2019.
- Claimed by the New York Giants off waivers (New York Jets) on September 1, 2019.
- Waived by the New York Jets on August 31, 2019.
- Re-signed by the Jets on March 19, 2019.
- Re-signed by the New York Jets on March 14, 2018.
- Signed to the Jets active roster from the Houston Texans practice squad on November 5, 2016.
- Signed to the Texans practice squad on September 4, 2016.
- Waived by Houston on September 3, 2016.
- Signed by the Texans on January 11, 2016.
- Signed to the Houston practice squad on September 8, 2015.
- Waived by the Philadelphia Eagles on September 5, 2015.
- Signed by the Eagles as an undrafted free agent on May 2, 2015.

ERIC TOMLINSON'S - NFL REGULAR SEASON STATISTICS

DATE	TEAM	GP	GS	RECEIVING				RUSHING						
				NO.	YDS.	AVG.	LG	TD	NO.	YDS.	AVG.	LG	TD	
2016	Jets	7	5	0	0	0.0	0	0	0	0	0	0.0	0	0
2017	Jets	14	12	8	121	15.1	34	1	0	0	0.0	0	0	0
2018	Jets	15	12	8	72	9.0	24	0	0	0	0.0	0	0	0
2019	Jets	0	0	0	0	0.0	0	0	0	0	0.0	0	0	0
				Went from N.Y. Jets to N.Y. Giants .										
2019	Giants	3	0	0	0	0.0	0	0	0	0	0.0	0	0	0
				Went from N.Y. Giants to New England .										
2019	Patriots	2	2	1	1	1.0	1	0	0	0	0.0	0	0	0
				Went from New England to Oakland .										
2019	Raiders	3	1	0	0	0.0	0	0	0	0	0.0	0	0	0
2019	TOTAL	8	3	1	1	1.0	1	0	0	0	0.0	0	0	0
2020	Giants	1	0	0	0	0.0	0	0	0	0	0.0	0	0	0
				Went from N.Y. Giants to Baltimore .										
2020	Ravens	6	2	0	0	0.0	0	0	0	0	0.0	0	0	0
2020	TOTAL	7	2	0	0	0.0	0	0	0	0	0.0	0	0	0
2021	Ravens	17	6	1	7	7.0	7	0	0	0	0.0	0	0	0
2022	Broncos	17	12	9	79	8.8	18	2	0	0	0.0	0	0	0
2023	Ravens	0	0	0	0	0.0	0	0	0	0	0.0	0	0	0
TOTALS		85	52	27	280	10.4	34	3	0	0	0.0	0	0	0

ERIC TOMLINSON'S - NFL POSTSEASON STATISTICS

DATE	TEAM	GP	GS	RECEIVING				RUSHING						
				NO.	YDS.	AVG.	LG	TD	NO.	YDS.	AVG.	LG	TD	
2020	Ravens	2	1	0	0	0.0	0	0	0	0	0.0	0	0	0
TOTALS		2	1	0	0	0.0	0	0	0	0	0.0	0	0	0

ERIC TOMLINSON'S - NFL REGULAR SEASON STATISTICS

DATE	TEAM	KICKOFF RETURNS					PUNT RETURNS					
		RET.	YDS.	AVG.	LG	TD	NO.	FC	YDS.	AVG.	LG	TD
2016	Jets	0	0	0.0	0	0	0	0	0	0.0	0	0
2017	Jets	0	0	0.0	0	0	0	0	0	0.0	0	0
2018	Jets	1	10	10.0	10	0	0	0	0	0.0	0	0
2019	Jets	0	0	0.0	0	0	0	0	0	0.0	0	0
Went from N.Y. Jets to N.Y. Giants .												
2019	Giants	0	0	0.0	0	0	0	0	0	0.0	0	0
Went from N.Y. Giants to New England .												
2019	Patriots	0	0	0.0	0	0	0	0	0	0.0	0	0
Went from New England to Oakland .												
2019	Raiders	0	0	0.0	0	0	0	0	0	0.0	0	0
2019	TOTAL	0	0	0.0	0	0	0	0	0	0.0	0	0
2020	Giants	0	0	0.0	0	0	0	0	0	0.0	0	0
Went from N.Y. Giants to Baltimore .												
2020	Ravens	0	0	0.0	0	0	0	0	0	0.0	0	0
2020	TOTAL	0	0	0.0	0	0	0	0	0	0.0	0	0
2021	Ravens	0	0	0.0	0	0	0	0	0	0.0	0	0
2022	Broncos	0	0	0.0	0	0	0	0	0	0.0	0	0
2023	Ravens	0	0	0.0	0	0	0	0	0	0.0	0	0
TOTALS		1	10	10.0	10	0	0	0	0	0.0	0	0

ERIC TOMLINSON'S - NFL POSTSEASON STATISTICS

DATE	TEAM	KICKOFF RETURNS					PUNT RETURNS					
		RET.	YDS.	AVG.	LG	TD	NO.	FC	YDS.	AVG.	LG	TD
2020	Ravens	0	0	0.0	0	0	0	0	0	0.0	0	0
TOTALS		0	0	0.0	0	0	0	0	0	0.0	0	0

SINGLE-GAME HIGHS: RUSHING/RECEIVING

Receptions	3 vs. Arizona Cardinals, Dec 18, 2022 2 vs. Kansas City Chiefs, Dec 11, 2022 ...4 more at 2.	Kickoff Returns	1 vs. Buffalo Bills, Nov 11, 2018
Receiving Yards	34 at Cleveland Browns, Oct 08, 2017 28 vs. Arizona Cardinals, Dec 18, 2022 26 at Miami Dolphins, Oct 22, 2017	Kickoff Return Yards	10 vs. Buffalo Bills, Nov 11, 2018
Receiving Average	9.3 vs. Arizona Cardinals, Dec 18, 2022	Longest Kickoff Return	10 vs. Buffalo Bills, Nov 11, 2018
Longest Receptions	34 at Cleveland Browns, Oct 08, 2017 26 at Miami Dolphins, Oct 22, 2017 25 at Buffalo Bills, Sep 10, 2017	Special Teams Tackles	2 at Chicago Bears, Oct 28, 2018 1 vs. Pittsburgh Steelers, Jan 09, 2022 ...10 more at 1.
Receiving TDs	1 vs. Los Angeles Chargers, Jan 08, 2023 ...2 more at 1.	Most TDs	1 vs. Los Angeles Chargers, Jan 08, 2023 ...2 more at 1.
All-Purpose Yards	34 at Cleveland Browns, Oct 08, 2017 28 vs. Arizona Cardinals, Dec 18, 2022 26 at Miami Dolphins, Oct 22, 2017	Miscellaneous Tackles	1 vs. Minnesota Vikings, Oct 21, 2018 ...2 more at 1.

2016 GAME-BY-GAME REGULAR-SEASON STATISTICS (JETS)

DATE	OPPONENT	P/S	RECEIVING				RUSHING				W/L	SCORE	
			NO.	YDS.	AVG.	LG	TD	NO.	YDS.	AVG.			LG
09/11	Bengals											L	22-23
09/15	at Bills											W	37-31
09/25	at Chiefs											L	3-24
10/02	Seahawks											L	17-27
10/09	at Steelers											L	13-31
10/17	at Cardinals											L	3-28
10/23	Ravens											W	24-16
10/30	at Browns											W	31-28
11/06	at Dolphins											L	23-27
11/13	Rams	S	0	0	0.0	0	0	0	0.0	0	0	L	6-9
11/27	Patriots	P	0	0	0.0	0	0	0	0.0	0	0	L	17-22
12/05	Colts	S	0	0	0.0	0	0	0	0.0	0	0	L	10-41
12/11	at 49ers	S	0	0	0.0	0	0	0	0.0	0	0	W	23-17+
12/17	Dolphins	P	0	0	0.0	0	0	0	0.0	0	0	L	13-34
12/24	at Patriots	S	0	0	0.0	0	0	0	0.0	0	0	L	3-41
01/01	Bills	S	0	0	0.0	0	0	0	0.0	0	0	W	30-10
2016 TOTALS	7-5		0	0	0.0	0	0	0	0.0	0	0	5-11	

+ - Overtime

2017 GAME-BY-GAME REGULAR-SEASON STATISTICS (JETS)

DATE	OPPONENT	P/S	RECEIVING				RUSHING				W/L	SCORE		
			NO.	YDS.	AVG.	LG	TD	NO.	YDS.	AVG.			LG	TD
09/10	at Bills	S	2	25	12.5	25	0	0	0	0.0	0	0	L	12-21
09/17	at Raiders											L	20-45	
09/24	Dolphins											W	20-6	
10/01	Jaguars	S	0	0	0.0	0	0	0	0.0	0	0	W	23-20+	
10/08	at Browns	S	1	34	34.0	34	0	0	0.0	0	0	W	17-14	
10/15	Patriots	S	0	0	0.0	0	0	0	0.0	0	0	L	17-24	
10/22	at Dolphins	P	1	26	26.0	26	0	0	0.0	0	0	L	28-31	
10/29	Falcons	S	1	20	20.0	20t	1	0	0.0	0	0	L	20-25	
11/02	Bills	S	1	6	6.0	6	0	0	0.0	0	0	W	34-21	
11/12	at Buccaneers	S	0	0	0.0	0	0	0	0.0	0	0	L	10-15	
11/26	Panthers	S	0	0	0.0	0	0	0	0.0	0	0	L	27-35	
12/03	Chiefs	S	0	0	0.0	0	0	0	0.0	0	0	W	38-31	
12/10	at Broncos	P	0	0	0.0	0	0	0	0.0	0	0	L	0-23	
12/17	at Saints	S	0	0	0.0	0	0	0	0.0	0	0	L	19-31	
12/24	Chargers	S	0	0	0.0	0	0	0	0.0	0	0	L	7-14	
12/31	at Patriots	S	2	10	5.0	6	0	0	0.0	0	0	L	6-26	
2017 TOTALS	14-12		8	121	15.1	34	1	0	0	0.0	0	5-11		

+ - Overtime

2018 GAME-BY-GAME REGULAR-SEASON STATISTICS (JETS)

DATE	OPPONENT	P/S	RECEIVING				RUSHING				W/L	SCORE		
			NO.	YDS.	AVG.	LG	TD	NO.	YDS.	AVG.			LG	TD
09/10	at Lions	S	1	7	7.0	7	0	0	0	0.0	0	0	W	48-17
09/16	Dolphins	S	1	24	24.0	24	0	0	0	0.0	0	0	L	12-20
09/20	at Browns	S	1	14	14.0	14	0	0	0	0.0	0	0	L	17-21
09/30	at Jaguars	S	0	0	0.0	0	0	0	0.0	0	0	L	12-31	
10/07	Broncos	S	2	15	7.5	12	0	0	0.0	0	0	W	34-16	
10/14	Colts	P	0	0	0.0	0	0	0	0.0	0	0	W	42-34	
10/21	Vikings	S	1	-5	-5.0	-5	0	0	0	0.0	0	0	L	17-37
10/28	at Bears	P	0	0	0.0	0	0	0	0.0	0	0	L	10-24	
11/04	at Dolphins	S	1	6	6.0	6	0	0	0.0	0	0	L	6-13	
11/11	Bills	S	0	0	0.0	0	0	0	0.0	0	0	L	10-41	
11/25	Patriots	S	0	0	0.0	0	0	0	0.0	0	0	L	13-27	
12/02	at Titans	P	0	0	0.0	0	0	0	0.0	0	0	L	22-26	
12/09	at Bills	S	0	0	0.0	0	0	0	0.0	0	0	W	27-23	
12/15	Texans	S	1	11	11.0	11	0	0	0.0	0	0	L	22-29	
12/23	Packers	S	0	0	0.0	0	0	0	0.0	0	0	L	38-44+	
12/30	at Patriots											L	3-38	
2018 TOTALS	15-12		8	72	9.0	24	0	0	0	0.0	0	4-12		

+ - Overtime

2019 GAME-BY-GAME REGULAR-SEASON STATISTICS (GIANTS/PATRIOTS/RAIDERS)

DATE	OPPONENT	P/S	RECEIVING					RUSHING					W/L	SCORE
			NO.	YDS.	AVG.	LG	TD	NO.	YDS.	AVG.	LG	TD		
09/08	at Cowboys	P	0	0	0.0	0	0	0	0	0.0	0	0	L	17-35
09/15	Bills	P	0	0	0.0	0	0	0	0	0.0	0	0	L	14-28
09/22	at Buccaneers	P	0	0	0.0	0	0	0	0	0.0	0	0	W	32-31
09/29	Redskins												W	24-3
DID NOT PLAY														
Went from Giants to Patriots .														
10/21	at Jets	S	1	1	1.0	1	0	0	0	0.0	0	0	W	33-0
10/27	Browns	S	0	0	0.0	0	0	0	0	0.0	0	0	W	27-13
11/03	at Ravens												L	20-37
DID NOT PLAY														
Went from Patriots to Raiders .														
12/15	Jaguars	S	0	0	0.0	0	0	0	0	0.0	0	0	L	16-20
12/22	at Chargers	P	0	0	0.0	0	0	0	0	0.0	0	0	W	24-17
12/29	at Broncos	P	0	0	0.0	0	0	0	0	0.0	0	0	L	15-16
2019 TOTALS	8-3		1	1	1.0	1	0	0	0	0.0	0	0	5-5	

2020 GAME-BY-GAME REGULAR-SEASON STATISTICS (GIANTS/RAVENS)

DATE	OPPONENT	P/S	RECEIVING					RUSHING					W/L	SCORE
			NO.	YDS.	AVG.	LG	TD	NO.	YDS.	AVG.	LG	TD		
09/14	Steelers	P	0	0	0.0	0	0	0	0	0.0	0	0	L	16-26
09/20	at Bears												L	13-17
09/27	49ers												L	9-36
10/04	at Rams												L	9-17
10/11	at Cowboys												L	34-37
10/18	Football Team												W	20-19
10/22	at Eagles												L	21-22
11/02	Buccaneers												L	23-25
11/08	at Football Team												W	23-20
11/15	Eagles												W	27-17
DID NOT PLAY														
Went from Giants to Ravens .														
12/02	at Steelers	S	0	0	0.0	0	0	0	0	0.0	0	0	L	14-19
12/08	Cowboys	P	0	0	0.0	0	0	0	0	0.0	0	0	W	34-17
12/14	at Browns	P	0	0	0.0	0	0	0	0	0.0	0	0	W	47-42
12/20	Jaguars	P	0	0	0.0	0	0	0	0	0.0	0	0	W	40-14
12/27	Giants	S	0	0	0.0	0	0	0	0	0.0	0	0	W	27-13
01/03	at Bengals	P	0	0	0.0	0	0	0	0	0.0	0	0	W	38-3
2020 TOTALS	7-2		0	0	0.0	0	0	0	0	0.0	0	0	8-8	

2021 GAME-BY-GAME REGULAR-SEASON STATISTICS (RAVENS)

DATE	OPPONENT	P/S	RECEIVING					RUSHING					W/L	SCORE
			NO.	YDS.	AVG.	LG	TD	NO.	YDS.	AVG.	LG	TD		
09/13	at Raiders	P	0	0	0.0	0	0	0	0	0.0	0	0	L	27-33+
09/19	Chiefs	P	0	0	0.0	0	0	0	0	0.0	0	0	W	36-35
09/26	at Lions	P	0	0	0.0	0	0	0	0	0.0	0	0	W	19-17
10/03	at Broncos	P	0	0	0.0	0	0	0	0	0.0	0	0	W	23-7
10/11	Colts	P	0	0	0.0	0	0	0	0	0.0	0	0	W	31-25+
10/17	Chargers	S	0	0	0.0	0	0	0	0	0.0	0	0	W	34-6
10/24	Bengals	S	0	0	0.0	0	0	0	0	0.0	0	0	L	17-41
11/07	Vikings	S	1	7	7.0	7	0	0	0	0.0	0	0	W	34-31+
11/11	at Dolphins	S	0	0	0.0	0	0	0	0	0.0	0	0	L	10-22
11/21	at Bears	P	0	0	0.0	0	0	0	0	0.0	0	0	W	16-13
11/28	Browns	P	0	0	0.0	0	0	0	0	0.0	0	0	W	16-10
12/05	at Steelers	P	0	0	0.0	0	0	0	0	0.0	0	0	L	19-20
12/12	at Browns	P	0	0	0.0	0	0	0	0	0.0	0	0	L	22-24
12/19	Packers	S	0	0	0.0	0	0	0	0	0.0	0	0	L	30-31
12/26	at Bengals	P	0	0	0.0	0	0	0	0	0.0	0	0	L	21-41
01/02	Rams	P	0	0	0.0	0	0	0	0	0.0	0	0	L	19-20
01/09	Steelers	S	0	0	0.0	0	0	0	0	0.0	0	0	L	13-16+
2021 TOTALS	17-6		1	7	7.0	7	0	0	0	0.0	0	0	8-9	

+ - Overtime

2022 GAME-BY-GAME REGULAR-SEASON STATISTICS (BRONCOS)

DATE	OPPONENT	P/S	RECEIVING					RUSHING					W/L	SCORE
			NO.	YDS.	AVG.	LG	TD	NO.	YDS.	AVG.	LG	TD		
09/12	at Seahawks	S	0	0	0.0	0	0	0	0	0.0	0	0	L	16-17
09/18	Texans	P	0	0	0.0	0	0	0	0	0.0	0	0	W	16-9
09/25	49ers	S	0	0	0.0	0	0	0	0	0.0	0	0	W	11-10
10/02	at Raiders	S	0	0	0.0	0	0	0	0	0.0	0	0	L	23-32
10/06	Colts	S	0	0	0.0	0	0	0	0	0.0	0	0	L	9-12+
10/17	at Chargers	S	1	16	16.0	16	0	0	0	0.0	0	0	L	16-19+
10/23	Jets	S	2	21	10.5	13	0	0	0	0.0	0	0	L	9-16
10/30	at Jaguars	S	0	0	0.0	0	0	0	0	0.0	0	0	W	21-17
11/13	at Titans	P	0	0	0.0	0	0	0	0	0.0	0	0	L	10-17
11/20	Raiders	S	0	0	0.0	0	0	0	0	0.0	0	0	L	16-22+
11/27	at Panthers	P	0	0	0.0	0	0	0	0	0.0	0	0	L	10-23
12/04	at Ravens	S	0	0	0.0	0	0	0	0	0.0	0	0	L	9-10
12/11	Chiefs	S	2	11	5.5	7	0	0	0	0.0	0	0	L	28-34
12/18	Cardinals	P	3	28	9.3	18	1	0	0	0.0	0	0	W	24-15
12/25	at Rams	S	0	0	0.0	0	0	0	0	0.0	0	0	L	14-51
01/01	at Chiefs	P	0	0	0.0	0	0	0	0	0.0	0	0	L	24-27
01/08	Chargers	S	1	3	3.0	3t	1	0	0	0.0	0	0	W	31-28
2022 TOTALS		17-12	9	79	8.8	18	2	0	0	0.0	0	0	5-12	

+ - Overtime

2023 GAME-BY-GAME REGULAR-SEASON STATISTICS (RAVENS)

DATE	OPPONENT	P/S	RECEIVING					RUSHING					W/L	SCORE
			NO.	YDS.	AVG.	LG	TD	NO.	YDS.	AVG.	LG	TD		
09/10	Texans												W	25-9
09/17	at Bengals												W	27-24
09/24	Colts												L	19-22+
10/01	at Browns												W	28-3
10/08	at Steelers												L	10-17
10/15	at Titans												W	24-16
10/22	Lions												W	38-6
10/29	at Cardinals												W	31-24
11/05	Seahawks												W	37-3
11/12	Browns												L	31-33
2023 TOTALS		0-0	0	0	0.0	0	0	0	0	0.0	0	0	7-3	

+ - Overtime

2020 GAME-BY-GAME POSTSEASON STATISTICS (RAVENS)

DATE	OPPONENT	P/S	RECEIVING					RUSHING					W/L	SCORE
			NO.	YDS.	AVG.	LG	TD	NO.	YDS.	AVG.	LG	TD		
01/10	at Titans	S	0	0	0.0	0	0	0	0	0.0	0	0	W	20-13
01/16	at Bills	P	0	0	0.0	0	0	0	0	0.0	0	0	L	3-17
2020 TOTALS		2-1	0	0	0.0	0	0	0	0	0.0	0	0	1-1	

MICHAEL TUTSIE

SAFETY
(TUHT-7cc)

38

5-11 189_{LBS}

NFL EXP: 1

(2ND YEAR WITH THE COLTS)

BORN: 5/16/96



COLLEGE:
NORTH DAKOTA STATE

4TH-AND-SHORT

- Appeared in 68 games (56 starts) at North Dakota State (2017-22) and compiled 338 tackles (184 solo), half a sack, 22 passes defended, 11 interceptions, two forced fumbles, two fumble recoveries and one blocked kick. He ended his career with 56 consecutive starts.
- First Team All-Missouri Valley Football Conference (Fall 2021).
- Second Team All-Missouri Valley Football Conference (Spring 2021).
- His father, Steve, was an assistant football coach at Marian University in Indianapolis.

DOWN THE STRETCH

What is on your bucket list: Take a trip out of the country.

Pregame ritual: Honor my teammate from high school who passed away with a prayer every game.

Nickname: Tut

Who is your mentor: David Braun

Who is your favorite artist: J. Cole

What are your hobbies off the field: Hiking and being outdoors



Originally signed by the Colts as an undrafted free agent on June 15, 2023.

X @mtutsie_9

IG @michaeltutsie

NFL HIGHLIGHTS

- Spent the 2023 offseason program and training camp with the Colts.

COLLEGE HIGHLIGHTS

- Appeared in 68 games (56 starts) at North Dakota State (2017-22) and compiled 338 tackles (184 solo), half a sack, 22 passes defended, 11 interceptions, two forced fumbles, two fumble recoveries and one blocked kick. He ended his career with 56 consecutive starts.
- A member of four NCAA Division I FCS national championships and four Missouri Valley Football Conference titles in his six years with North Dakota State.
- In 2022, he was named a First Team All-America selection by HERO Sports after he started all 15 games and recorded 85 tackles (48 solo), 3.0 tackles for loss, seven passes defended, one interception and one fumble recovery.
- In the fall of 2021, Tutsie earned First Team All-Missouri Valley Football Conference accolades after he started all 15 games and totaled 81 tackles (54 solo), 2.0 tackles for loss, half a sack, four passes defended, one interception, one forced fumble and one fumble recovery.
- During the 2021 spring season, he earned Second Team All Missouri Valley Football Conference honors after he started all 10 games and accumulated 50 tackles (26 solo) and 2.0 tackles for loss.
- As a redshirt sophomore, he started all 16 games and compiled a single-season career-high 105 tackles (46 solo), 3.5 tackles for loss, nine passes defended, a conference-high seven interceptions and one forced fumble.
- In 2018, he saw action in 12 games and registered 17 tackles (10 solo), two passes defended, two interceptions and one blocked kick.
- Redshirted in 2017.

PERSONAL

- Attended Warren Central (Ind.) High School and was a First Team all-county and all-state selection in 2016.
- A two-time all-conference honoree.
- His father, Steve, was an assistant football coach at Marian University in Indianapolis.
- Earned a bachelor's degree in physical education from NDSU in 2022.
- Has a daughter, Sarai.
- A native of Indianapolis, Ind.

ADDITIONAL TRANSACTIONS

- Signed by the Colts to a reserve/future contract on January 9, 2024.
- Waived by Indianapolis on August 17, 2024.
- Signed by the Colts as an undrafted free agent on June 15, 2023.

2023 GAME-BY-GAME REGULAR-SEASON STATISTICS (COLTS)

DATE	OPPONENT	P/S	TACKLES							INTERCEPTIONS				FUMBLES			ST			MISC		W/L	SCORE				
			TK	S	A	SK	YDS	TFL	YDS	QBH	NO	YDS	LG	TD	PD	FF	FR	TD	YDS	TK	S			A	FF	FR	S
09/10	Jaguars																									L	21-31
09/17	at Texans																									W	31-20
09/24	at Ravens																									W	22-19+
10/01	Rams																								L	23-29+	
10/08	Titans																								W	23-16	
10/15	at Jaguars																								L	20-37	
10/22	Browns																								L	38-39	
10/29	Saints																								L	27-38	
11/05	at Panthers																								W	27-13	
11/12	at Patriots																								W	10-6	
11/26	Buccaneers																								W	27-20	
12/03	at Titans																								W	31-28+	
12/10	at Bengals																								L	14-34	
12/16	Steelers																								W	30-13	
12/24	at Falcons																								L	10-29	
12/31	Raiders																								W	23-20	
01/06	Texans																								L	19-23	
2023 TOTALS			0	0	0	0	0	0	0	0	0	0	0	0	0	0	0	0	0	0	0	0	0	0	0	9-8	

+ - Overtime

JUWANN WINFREE

WIDE RECEIVER

(job: WAHN)

9



6-1 210 LBS
NFL EXP: 4
(2ND YEAR WITH THE COLTS)
BORN: 9/4/96



COLLEGE:
COLORADO

4TH-AND-SHORT

- In his first five seasons, he played in 23 games (one start) in his time with the Colts (2023), Packers (2020-22) and Broncos (2019) and compiled nine receptions for 75 yards.
- Appeared in 38 total games (seven starts) at Colorado (2016-18), Coffeyville Community College (2015) and Maryland (2014) and totaled 115 receptions for 1,843 yards and 13 touchdowns.
- His dad, Carl, played basketball professionally in Israel after competing at Sacred Heart University.



Originally signed by the Colts as a free agent on May 9, 2023.

 @onlyone_JW

 @kingfree9

NFL HIGHLIGHTS

- Has competed in 23 career games (one start) in his time with the Colts (2023), Green Bay Packers (2020-22) and Denver Broncos (2019) and has compiled nine receptions for 75 yards. He has also appeared in one postseason contest.
- He appeared in eight games (one start) in 2023, but did not record any statistics.
- In 2022, he appeared in three games with Green Bay and recorded one reception for 17 yards. Spent the majority of the season on the practice squad.
- Competed in seven games in 2021 and tallied eight receptions for 58 yards. He saw action in one postseason contest.
- Appeared in two games during the 2021 season, but did not register any statistics. Spent the majority of the season on Green Bay's practice squad.
- He saw action in three games in 2019, but did not record any statistics.

COLLEGE HIGHLIGHTS

- Appeared in 38 total games (seven starts) at Colorado (2016-18), Coffeyville Community College (2015) and Maryland (2014) and totaled 115 receptions for 1,643 yards and 13 touchdowns.
- As a senior, he saw action in eight games (six starts) and tallied 28 receptions for 324 yards and two touchdowns.
- In 2017, he competed in all 12 games (one start) and accumulated 21 receptions for 325 yards and two touchdowns. Against No. 15 USC, he recorded five receptions for 163 yards and two touchdowns. He recorded a 79-yard touchdown reception, which was the team's longest offensive play of the season.
- Redshirted the 2016 season at Colorado.
- In 2015 at Coffeyville Community College, he earned Honorable Mention All-Kansas Jayhawk Community College Conference accolades after he compiled 55 receptions for 837 yards and seven touchdowns.
- As a true freshman at Maryland, he appeared in eight games and tallied 11 receptions for 158 yards and two touchdowns. In a win at No. 14 Michigan State, he recorded a season-high four receptions for 80 yards and one touchdown.

PERSONAL

- Attended Dwight Morrow High School in Englewood, N.J.
- As a senior, he earned First Team All-County honors after he recorded 33 receptions for 733 yards and eight touchdowns. Also added 42 tackles and two interceptions on defense.
- Also competed in track and basketball.
- His dad, Carl, played basketball professionally in Israel after competing at Sacred Heart University.
- First name is pronounced juh-WANN.
- A native of Englewood, N.J.

ADDITIONAL TRANSACTIONS

- Signed to the Indianapolis active roster from the practice squad on January 2, 2024.
- Signed to the Colts practice squad on December 19, 2023.
- Waived by the Indianapolis on December 9, 2023.
- Signed by the Colts as a free agent on October 17, 2023.
- Released from the Indianapolis practice squad on October 10, 2023.
- Signed to the Colts practice squad on September 25, 2023.
- Signed to the Indianapolis active roster from the practice squad on September 23, 2023.
- Signed to the Colts practice squad on September 18, 2023.
- Signed to the Indianapolis active roster from the practice squad on September 16, 2023.
- Signed to the Colts practice squad on September 11, 2023.
- Signed to the Indianapolis active roster from the practice squad on September 9, 2023.
- Signed to the Colts practice squad on August 30, 2023.
- Waived by Indianapolis on August 29, 2023.
- Released from the Green Bay Packers practice squad on January 16, 2023.
- Signed to the Colts active roster on October 17, 2023.
- Released from the Indianapolis practice squad on October 10, 2023.
- Signed to the Colts practice squad on September 25, 2023.
- Signed to the Indianapolis active roster from the practice squad on September 23, 2023.
- Signed to the Colts practice squad on September 18, 2023.
- Signed to the Indianapolis active roster from the practice squad on September 16, 2023.
- Signed to the Colts practice squad on September 11, 2023.
- Signed to the Indianapolis active roster from the practice squad on September 9, 2023.
- Signed to the Colts practice squad on August 30, 2023.
- Waived by the Colts on August 29, 2023.
- Signed to the Packers practice squad on October 17, 2022.
- Signed to the Green Bay active roster from the practice squad on October 15, 2022.
- Signed to the Packers practice squad on September 26, 2022.
- Signed to the Green Bay active roster from the practice squad on September 24, 2022.
- Signed to the Packers practice squad on September 12, 2022.
- Signed to the Green Bay active roster from the practice squad on September 10, 2022.
- Signed to the Packers practice squad on September 1, 2022.
- Waived by Green Bay on August 30, 2022.
- Signed to the Packers active roster from the practice squad on December 14, 2021.

ADDITIONAL TRANSACTIONS CONT...

- Signed to the Green Bay practice squad on November 22, 2021.
- Signed to the Packers active roster from the practice squad on November 20, 2021.
- Signed to the Green Bay practice squad on October 29, 2021.
- Signed to the Packers active roster from the practice squad on October 28, 2021.
- Signed to the Green Bay practice squad on October 18, 2021.
- Signed to the Packers active roster from the practice squad on October 16, 2021.
- Signed to the Green Bay practice squad on September 1, 2021.
- Waived by the Packers on August 31, 2021.
- Signed by Green Bay to a reserve/future contract on January 26, 2021.
- Signed to the Packers practice squad on December 14, 2020.
- Signed to the Green Bay active roster from the practice squad on December 12, 2020.
- Signed to the Packers practice squad on November 16, 2020.
- Signed to the Green Bay active roster from the practice squad on November 14, 2020.
- Signed to the Packers practice squad on October 1, 2020.
- Waived by the Denver Broncos on September 5, 2020.
- Selected by the Broncos in the sixth round (187th overall) of the 2019 NFL Draft.

JUWANN WINFREE'S - NFL REGULAR SEASON STATISTICS

DATE	TEAM	GP	GS	RECEIVING					RUSHING				
				NO.	YDS.	AVG.	LG	TD	NO.	YDS.	AVG.	LG	TD
2019	Broncos	3	0	0	0	0.0	0	0	0	0	0.0	0	0
2020	Packers	2	0	0	0	0.0	0	0	0	0	0.0	0	0
2021	Packers	7	0	8	58	7.3	12	0	0	0	0.0	0	0
2022	Packers	3	0	1	17	17.0	17	0	0	0	0.0	0	0
2023	Colts	8	1	0	0	0.0	0	0	0	0	0.0	0	0
TOTALS		23	1	9	75	8.3	17	0	0	0	0.0	0	0

JUWANN WINFREE'S - NFL POSTSEASON STATISTICS

DATE	TEAM	GP	GS	RECEIVING					RUSHING				
				NO.	YDS.	AVG.	LG	TD	NO.	YDS.	AVG.	LG	TD
2020	Packers	0	0	0	0	0.0	0	0	0	0	0.0	0	0
2021	Packers	1	0	0	0	0.0	0	0	0	0	0.0	0	0
TOTALS		1	0	0	0	0.0	0	0	0	0	0.0	0	0

JUWANN WINFREE'S - NFL REGULAR SEASON STATISTICS

DATE	TEAM	KICKOFF RETURNS					PUNT RETURNS					
		RET.	YDS.	AVG.	LG	TD	NO.	FC	YDS.	AVG.	LG	TD
2019	Broncos	0	0	0.0	0	0	0	0	0	0.0	0	0
2020	Packers	0	0	0.0	0	0	0	0	0	0.0	0	0
2021	Packers	0	0	0.0	0	0	0	0	0	0.0	0	0
2022	Packers	0	0	0.0	0	0	0	0	0	0.0	0	0
2023	Colts	0	0	0.0	0	0	0	0	0	0.0	0	0
TOTALS		0	0	0.0	0	0	0	0	0	0.0	0	0

JUWANN WINFREE'S - NFL POSTSEASON STATISTICS

DATE	TEAM	KICKOFF RETURNS					PUNT RETURNS					
		RET.	YDS.	AVG.	LG	TD	NO.	FC	YDS.	AVG.	LG	TD
2020	Packers	0	0	0.0	0	0	0	0	0	0.0	0	0
2021	Packers	0	0	0.0	0	0	0	0	0	0.0	0	0
TOTALS		0	0	0.0	0	0	0	0	0	0.0	0	0

SINGLE-GAME HIGHS: RECEIVING

Receptions	4 at Arizona Cardinals, Oct 28, 2021 3 at Detroit Lions, Jan 09, 2022 1 at Minnesota Vikings, Sep 11, 2022 ...1 more at 1.	Longest Receptions	17 at Minnesota Vikings, Sep 11, 2022 12 at Detroit Lions, Jan 09, 2022 ...2 more at 12.
Receiving Yards	30 at Arizona Cardinals, Oct 28, 2021 17 at Minnesota Vikings, Sep 11, 2022 16 at Detroit Lions, Jan 09, 2022	All-Purpose Yards	30 at Arizona Cardinals, Oct 28, 2021 17 at Minnesota Vikings, Sep 11, 2022 16 at Detroit Lions, Jan 09, 2022
Receiving Average	7.5 at Arizona Cardinals, Oct 28, 2021 5.3 at Detroit Lions, Jan 09, 2022		

2019 GAME-BY-GAME REGULAR-SEASON STATISTICS (BRONCOS)

DATE	OPPONENT	P/S	RECEIVING					RUSHING					W/L	SCORE
			NO.	YDS.	AVG.	LG	TD	NO.	YDS.	AVG.	LG	TD		
09/09	at Raiders												L	16-24
09/15	Bears												L	14-16
09/22	at Packers	P	0	0	0.0	0	0	0	0.0	0	0	0	L	16-27
09/29	Jaguars												L	24-26
10/06	at Chargers												W	20-13
10/13	Titans												W	16-0
10/17	Chiefs												L	6-30
10/27	at Colts	P	0	0	0.0	0	0	0	0.0	0	0	0	L	13-15
11/03	Browns	P	0	0	0.0	0	0	0	0.0	0	0	0	W	24-19
11/17	at Vikings												L	23-27
11/24	at Bills												L	3-20
12/01	Chargers												W	23-20
12/08	at Texans												W	38-24
12/15	at Chiefs												L	3-23
12/22	Lions												W	27-17
12/29	Raiders												W	16-15
2019 TOTALS		3-0	0	0	0.0	0	0	0	0.0	0	0	0	7-9	

2020 GAME-BY-GAME REGULAR-SEASON STATISTICS (PACKERS)

DATE	OPPONENT	P/S	RECEIVING				RUSHING				W/L	SCORE		
			NO.	YDS.	AVG.	LG	TD	NO.	YDS.	AVG.			LG	TD
09/13	at Vikings											W	43-34	
09/20	Lions											W	42-21	
09/27	at Saints											W	37-30	
10/05	Falcons											W	30-16	
10/18	at Buccaneers											L	10-38	
10/25	at Texans											W	35-20	
11/01	Vikings											L	22-28	
11/05	at 49ers											W	34-17	
11/15	Jaguars	P	0	0	0.0	0	0	0	0	0.0	0	0	W	24-20
11/22	at Colts											L	31-34+	
11/29	Bears											W	41-25	
12/06	Eagles											W	30-16	
12/13	at Lions	P	0	0	0.0	0	0	0	0	0.0	0	0	W	31-24
12/19	Panthers											W	24-16	
12/27	Titans											W	40-14	
01/03	at Bears											W	35-16	
2020 TOTALS		2-0	0	0	0.0	0	0	0	0	0.0	0	0	13-3	

+ - Overtime

2021 GAME-BY-GAME REGULAR-SEASON STATISTICS (PACKERS)

DATE	OPPONENT	P/S	RECEIVING				RUSHING				W/L	SCORE		
			NO.	YDS.	AVG.	LG	TD	NO.	YDS.	AVG.			LG	TD
09/12	at Saints											L	3-38	
09/20	Lions											W	35-17	
09/26	at 49ers											W	30-28	
10/03	Steelers											W	27-17	
10/10	at Bengals											W	25-22+	
10/17	at Bears	P	0	0	0.0	0	0	0	0	0.0	0	0	W	24-14
10/24	Football Team											W	24-10	
10/28	at Cardinals	P	4	30	7.5	12	0	0	0	0.0	0	0	W	24-21
11/07	at Chiefs											L	7-13	
11/14	Seahawks											W	17-0	
11/21	at Vikings	P	0	0	0.0	0	0	0	0	0.0	0	0	L	31-34
11/28	Rams											W	36-28	
12/12	Bears											W	45-30	
12/19	at Ravens	P	0	0	0.0	0	0	0	0	0.0	0	0	W	31-30
12/25	Browns	P	0	0	0.0	0	0	0	0	0.0	0	0	W	24-22
01/02	Vikings	P	1	12	12.0	12	0	0	0	0.0	0	0	W	37-10
01/09	at Lions	P	3	16	5.3	12	0	0	0	0.0	0	0	L	30-37
2021 TOTALS		7-0	8	58	7.3	12	0	0	0	0.0	0	0	13-4	

+ - Overtime

2022 GAME-BY-GAME REGULAR-SEASON STATISTICS (PACKERS)

DATE	OPPONENT	P/S	RECEIVING					RUSHING					W/L	SCORE
			NO.	YDS.	AVG.	LG	TD	NO.	YDS.	AVG.	LG	TD		
09/11	at Vikings												L	7-23
09/18	Bears												W	27-10
09/25	at Buccaneers												W	14-12
10/02	Patriots												W	27-24+
10/09	Giants												L	22-27
10/16	Jets												L	10-27
10/23	at Commanders												L	21-23
10/30	at Bills												L	17-27
11/06	at Lions												L	9-15
11/13	Cowboys												W	31-28+
11/17	Titans												L	17-27
11/27	at Eagles												L	33-40
12/04	at Bears												W	28-19
12/19	Rams												W	24-12
12/25	at Dolphins												W	26-20
01/01	Vikings												W	41-17
01/08	Lions												L	16-20
2022 TOTALS		0-0	0	0	0.0	0	0	0	0	0.0	0	0	0	8-9

+ - Overtime

2023 GAME-BY-GAME REGULAR-SEASON STATISTICS (COLTS)

DATE	OPPONENT	P/S	RECEIVING					RUSHING					W/L	SCORE
			NO.	YDS.	AVG.	LG	TD	NO.	YDS.	AVG.	LG	TD		
09/10	Jaguars	P	0	0	0.0	0	0	0	0	0.0	0	0	L	21-31
09/17	at Texans	P	0	0	0.0	0	0	0	0	0.0	0	0	W	31-20
09/24	at Ravens	P	0	0	0.0	0	0	0	0	0.0	0	0	W	22-19+
10/01	Rams												L	23-29+
10/08	Titans												W	23-16
10/15	at Jaguars												L	20-37
10/22	Browns	P	0	0	0.0	0	0	0	0	0.0	0	0	L	38-39
10/29	Saints	P	0	0	0.0	0	0	0	0	0.0	0	0	L	27-38
11/05	at Panthers	S	0	0	0.0	0	0	0	0	0.0	0	0	W	27-13
11/12	at Patriots	P	0	0	0.0	0	0	0	0	0.0	0	0	W	10-6
11/26	Buccaneers												W	27-20
12/03	at Titans												W	31-28+
12/10	at Bengals												L	14-34
12/16	Steelers												W	30-13
12/24	at Falcons												L	10-29
12/31	Raiders												W	23-20
01/06	Texans	P	0	0	0.0	0	0	0	0	0.0	0	0	L	19-23
2023 TOTALS		8-1	0	0	0.0	0	0	0	0	0.0	0	0	9-8	

+ - Overtime

2020 GAME-BY-GAME POSTSEASON STATISTICS (PACKERS)

DATE	OPPONENT	P/S	RECEIVING					RUSHING					W/L	SCORE
			NO.	YDS.	AVG.	LG	TD	NO.	YDS.	AVG.	LG	TD		
01/16	Rams												W	32-18
01/24	Buccaneers												L	26-31
2020 TOTALS		0-0	0	0	0.0	0	0	0	0	0.0	0	0	1-1	

2021 GAME-BY-GAME POSTSEASON STATISTICS (PACKERS)

DATE	OPPONENT	P/S	RECEIVING					RUSHING					W/L	SCORE
			NO.	YDS.	AVG.	LG	TD	NO.	YDS.	AVG.	LG	TD		
01/22	49ers	P	0	0	0.0	0	0	0	0	0.0	0	0	L	10-13
2021 TOTALS		1-0	0	0	0.0	0	0	0	0	0.0	0	0	0-1	

JAKE WITT
TACKLE

76

6-7 302 LBS
NFL EXP: 2
(2ND YEAR WITH THE COLTS)
BORN: 2/7/00



COLLEGE:
NORTHERN MICHIGAN

4TH-AND-SHORT

- Spent the 2023 season on the Injured Reserve list.
- Started all 22 career games over his two seasons (2021-22) at Northern Michigan. Joined the football team in spring 2020, but the season was cancelled due to the COVID-19 pandemic.
- Second Team All-GLIAC (2022).
- Registered starts at left tackle (11), tight end (nine) and right tackle (two).
- Invited to the 2023 College Gridiron Showcase.
- Previously played one season (2018) of basketball at Michigan Tech.

DOWN THE STRETCH

What is on your bucket list: Visit all 50 states.

What is your favorite vacation spot: Florida

Pets: Two dogs and one rabbit

What is the best advice you've been given: The best skill you can have is to be a great listener.

Who is your mentor: My dad

Who is your favorite artist: Greta Van Fleet

What is your favorite childhood food: Cheeseburger

Who was your favorite athlete growing up: Kobe Bryant

Do you have any hidden talents: I play the drum set and I build computers.

What is one thing you can't live without: Family and friends

What are your hobbies off the field: Hiking, boating, camping, kayaking and gaming



Selected by the Colts in the seventh round (236th overall) of the 2023 NFL Draft.

 @jake_witt33

 @jakewwitt

NFL HIGHLIGHTS

- Spent the 2023 season on the Injured Reserve list.

COLLEGE HIGHLIGHTS

- Started all 22 career games over his two seasons (2021-22) at Northern Michigan. Joined the football team in spring 2020, but the season was cancelled due to the COVID-19 pandemic. Previously played one season(2018)of basketball at Michigan Tech. Registered starts at left tackle (11), tight end (nine) and right tackle (two).
- In 2022, he started 11 games at left tackle. Earned Second Team All-GLIAC honors.
- Combined for 11 starts at tight end (nine) and right tackle (two) in 2021.
- In 2020, joined the Northern Michigan football team in the spring, but the season was cancelled due to the COVID-19 pandemic.
- Didn't participate in sports at Northern Michigan in 2019.
- In 2018, he played basketball at Michigan Tech and averaged 6.4 points per game as a freshman.

PERSONAL

- Attended Ewen Trout Creek High School and graduated as the class valedictorian.
- Was a four-year starter on the school's basketball team and was named Upper Peninsula Mr. Basketball as a senior after averaging 27 points and 18 rebounds per game. He finished his basketball career with over 1,000 points and 1,000 rebounds.
- Joined the football team his junior year, which was the first time he had ever played organized football. Was a wide receiver at Ewen Trout Creek, who played in an eight-man football league.
- Also lettered in track (sprints, relays and throws) and set personal bests in the 100 meters (12.88), 200 meters (25.47), shot put (45'11"), discus (162'0") and long jump (15'7.25").
- Graduated with his degree in applied exercise science and health and also received his certification as a personal trainer.

JAKE WITT'S - NFL REGULAR SEASON STATISTICS

DATE	TEAM	GP	GS
2023	Colts	0	0
TOTALS		0	0

2023 GAME-BY-GAME REGULAR-SEASON STATISTICS (COLTS)

DATE	OPPONENT	P/S		W/L	SCORE
09/10	Jaguars		INJURED RESERVE	L	21-31
09/17	at Texans		INJURED RESERVE	W	31-20
09/24	at Ravens		INJURED RESERVE	W	22-19+
10/01	Rams		INJURED RESERVE	L	23-29+
10/08	Titans		INJURED RESERVE	W	23-16
10/15	at Jaguars		INJURED RESERVE	L	20-37
10/22	Browns		INJURED RESERVE	L	38-39
10/29	Saints		INJURED RESERVE	L	27-38
11/05	at Panthers		INJURED RESERVE	W	27-13
11/12	at Patriots		INJURED RESERVE	W	10-6
11/26	Buccaneers		INJURED RESERVE	W	27-20
12/03	at Titans		INJURED RESERVE	W	31-28+
12/10	at Bengals		INJURED RESERVE	L	14-34
12/16	Steelers		INJURED RESERVE	W	30-13
12/24	at Falcons		INJURED RESERVE	L	10-29
12/31	Raiders		INJURED RESERVE	W	23-20
01/06	Texans		INJURED RESERVE	L	19-23
2023 TOTALS		0-0		9-8	

+ - Overtime

JELANI WOODS

TIGHT END
(jib-LAW-nee)

80

6-7 253 LBS

NFL EXP: 3

(3RD YEAR WITH THE COLTS)

BORN: 10/9/98



COLLEGE:
VIRGINIA

4TH-AND-SHORT

- In his first two seasons, he appeared in 15 games (two starts) and recorded 25 receptions for 312 yards and three touchdowns.
- Caught two touchdowns in Week 3 of 2022 vs. Kansas City, and became the first Colts rookie tight end to register two receiving touchdowns in a single game since 1963.
- In 2021, he led all ACC tight ends in receiving yards (598) and touchdown receptions (eight).
- Transitioned to tight end from quarterback after redshirting the 2017 season.

DOWN THE STRETCH

What is on your bucket list: I really want to go skydiving.

What is the best advice you've been given: You either be humble or be humbled.

Do you have any nicknames: My grandmother calls me Yeti because my hands and feet were always big.

Who is your favorite artist: Future

What is your favorite TV show: "Martin"

Do you have any hidden talents: I can play the drums.

Selected by the Colts in the third round (73rd overall) of the 2022 NFL Draft.

X @jelani_thegreat

IG @jelaniwoods

HIS BROTHER, JAVARIC

Growing up in Ellenwood, Ga., Jelani learned to help others while accomplishing his own goals. Jelani was a standout football and basketball player in high school, all the while helping out at home with his brother. Jelani's brother, Javaric – who everyone calls Jay – has a moderate intellectual disability. Jay is 10 years older than Jelani, but Jelani has assisted him his entire life. Jelani really stepped up in high school when he took the lead helping Jay in the morning so his parents wouldn't be late. That included waking him up, getting him dressed, preparing breakfast and taking him to an adult day center. His parents never asked him to do those things, but it was something he wanted to do to help out.

MAKING A TOUGH CHOICE, AND THEN ADJUSTING

Woods competed at Cedar Grove (Ga.) High School in both football and basketball and even earned All-State Honorable Mention honors in both sports. He was a four-year varsity quarterback and led the team to their first-ever state championship as a senior. He had Division I offers in both sports, but decided to choose football and attend Oklahoma State. He signed as a quarterback, but redshirted the 2017 season and transitioned to tight end during the year to see more playing time moving forward. After tallying 31 receptions for 361 yards and four touchdowns at Oklahoma State, he transferred to Virginia and earned First Team All-ACC accolades after he topped those numbers in every receiving category in just one season.

NFL HIGHLIGHTS

- He has played in 15 games (two starts) and collected 25 receptions for 312 yards (12.5 avg.) and three touchdowns.
- Spent the 2023 season on the Injured Reserve list.
- Appeared in 15 games (two starts) in 2022 and compiled 25 receptions for 312 yards and three touchdowns. In Week 3 vs. KC, he caught two touchdowns and became the first Colts rookie tight end to register two receiving touchdowns in a single game since John Mackey in 1963. In Week 12 vs. PIT, he tallied single-game career highs in receptions (eight) and receiving yards (98). He recorded the second-most receptions in a single game by an Indianapolis rookie tight end (Charles Arbuckle – nine in Week 13 of 1992) Woods registered the most receiving yards by a Colts rookie tight end since Dallas Clark in Week 11 of 2003 (100). In Week 16 vs. LAC, he paced the team in receiving with 43 yards on three receptions.

COLLEGE HIGHLIGHTS

- After transferring from Oklahoma State, he competed in 11 games (10 starts) at Virginia (2021) and registered 44 receptions for 598 yards and eight touchdowns.
- Appeared in 34 games (28 starts) at Oklahoma State (2017-20) and compiled 31 receptions for 361 yards and four touchdowns.
- In 2021, he earned First Team All-ACC honors after he

COLLEGE HIGHLIGHTS CONT...

- saw action in 11 games (10 starts) at Virginia and tallied 44 receptions for 598 yards and eight touchdowns. Led all ACC tight ends in receiving yards and touchdown receptions, while also ranking fourth in the country in touchdown receptions among tight ends.
- Appeared in 10 games (nine starts) in 2020 and accumulated eight receptions for 129 yards and one touchdown. Named an All-Big 12 Honorable Mention selection and was also chosen to the Academic Second Team All-Big 12. In a win vs. Iowa State, he tallied single-season career highs in receptions (three), receiving yards (54) and touchdowns (one).
- In 2019, he earned All-Big 12 Honorable Mention accolades after he saw action in all 13 games (12 starts) and recorded 16 receptions for 112 yards and one touchdown. Helped pave the way for running back Chuba Hubbard, who led the FBS in rushing yards and was named Big 12 Offensive Player of the Year.
- As a redshirt freshman, he appeared in 11 games (seven starts) and compiled seven receptions for 120 yards and two touchdowns. Named an All-Big 12 Honorable Mention selection.
- Redshirted the 2017 season and transitioned from quarterback to tight end.

PERSONAL

- Attended Cedar Grove (Ga.) High School and played quarterback.
- As a senior, he led Cedar Grove to its first state championship and a 13-2 overall record after he threw for 2,316 yards and 26 touchdowns. They defeated current Houston Texans quarterback Davis Mills and Greater Atlanta Christian in the title game.
- In 2016, he was named an All-State Honorable Mention selection and was a First Team All-Region selection.
- In 2015, he threw for 1,992 yards and 20 touchdowns with only six interceptions.
- Competed in the 2022 East-West Shrine Bowl.
- Received Division I offers in basketball before choosing football.
- Ranked as the No. 20 dual-threat quarterback prospect by *Rivals*.
- Majored in management at Oklahoma State.
- First name is pronounced juh-LAW-nee.
- A native of Ellenwood, Ga.

JELANI WOODS' - NFL REGULAR SEASON STATISTICS

DATE	TEAM	GP	GS	RECEIVING					RUSHING				
				NO.	YDS.	AVG.	LG	TD	NO.	YDS.	AVG.	LG	TD
2022	Colts	15	2	25	312	12.5	36	3	0	0	0.0	0	0
2023	Colts	0	0	0	0	0.0	0	0	0	0	0.0	0	0
TOTALS		15	2	25	312	12.5	36	3	0	0	0.0	0	0

JELANI WOODS' - NFL REGULAR SEASON STATISTICS

DATE	TEAM	KICKOFF RETURNS					PUNT RETURNS					
		RET.	YDS.	AVG.	LG	TD	NO.	FC	YDS.	AVG.	LG	TD
2022	Colts	0	0	0.0	0	0	0	0	0	0.0	0	0
2023	Colts	0	0	0.0	0	0	0	0	0	0.0	0	0
TOTALS		0	0	0.0	0	0	0	0	0	0.0	0	0

SINGLE-GAME HIGHS: RECEIVING

Receptions	8 vs. Pittsburgh Steelers, Nov 28, 2022 3 at New York Giants, Jan 01, 2023 ...1 more at 3.	Receiving TDs	2 vs. Kansas City Chiefs, Sep 25, 2022 1 vs. Jacksonville Jaguars, Oct 16, 2022
Receiving Yards	98 vs. Pittsburgh Steelers, Nov 28, 2022 43 vs. Los Angeles Chargers, Dec 26, 2022 36 at Minnesota Vikings, Dec 17, 2022	All-Purpose Yards	98 vs. Pittsburgh Steelers, Nov 28, 2022 43 vs. Los Angeles Chargers, Dec 26, 2022 36 at Minnesota Vikings, Dec 17, 2022
Receiving Average	14.3 vs. Los Angeles Chargers, Dec 26, 2022 12.3 vs. Pittsburgh Steelers, Nov 28, 2022 6.3 at New York Giants, Jan 01, 2023	Most TDs	2 vs. Kansas City Chiefs, Sep 25, 2022 1 vs. Jacksonville Jaguars, Oct 16, 2022
Longest Receptions	36 at Minnesota Vikings, Dec 17, 2022 33 vs. Tennessee Titans, Oct 02, 2022 28 vs. Pittsburgh Steelers, Nov 28, 2022	Miscellaneous Tackles	1 vs. Los Angeles Chargers, Dec 26, 2022

2022 GAME-BY-GAME REGULAR-SEASON STATISTICS (COLTS)

DATE	OPPONENT	P/S	RECEIVING					RUSHING					TD	W/L/T	SCORE
			NO.	YDS.	AVG.	LG	TD	NO.	YDS.	AVG.	LG	TD			
09/11	at Texans	P	0	0	0.0	0	0	0	0	0.0	0	0	0	T	20-20
09/18	at Jaguars	P	0	0	0.0	0	0	0	0	0.0	0	0	0	L	0-24
09/25	Chiefs	P	2	13	6.5	12t	2	0	0	0.0	0	0	0	W	20-17
10/02	Titans	P	1	33	33.0	33	0	0	0	0.0	0	0	0	L	17-24
10/06	at Broncos	P	0	0	0.0	0	0	0	0	0.0	0	0	0	W	12-9+
10/16	Jaguars	P	2	27	13.5	17	1	0	0	0.0	0	0	0	W	34-27
10/23	at Titans	P	1	4	4.0	4	0	0	0	0.0	0	0	0	L	10-19
10/30	Commanders	P	0	0	0.0	0	0	0	0	0.0	0	0	0	L	16-17
11/06	at Patriots	P	1	2	2.0	2	0	0	0	0.0	0	0	0	L	3-26
11/13	at Raiders													W	25-20
11/20	Eagles													L	16-17
11/28	Steelers	P	8	98	12.3	28	0	0	0	0.0	0	0	0	L	17-24
12/04	at Cowboys	P	2	28	14.0	27	0	0	0	0.0	0	0	0	L	19-54
12/17	at Vikings	P	1	36	36.0	36	0	0	0	0.0	0	0	0	L	36-39+
12/26	Chargers	S	3	43	14.3	17	0	0	0	0.0	0	0	0	L	3-20
01/01	at Giants	S	3	19	6.3	11	0	0	0	0.0	0	0	0	L	10-38
01/08	Texans	P	1	9	9.0	9	0	0	0	0.0	0	0	0	L	31-32
2022 TOTALS		15-2	25	312	12.5	36	3	0	0	0.0	0	0	0	4-12-1	

+ - Overtime

2023 GAME-BY-GAME REGULAR-SEASON STATISTICS (COLTS)

DATE	OPPONENT	P/S	RECEIVING				RUSHING				W/L	SCORE	
			NO.	YDS.	AVG.	LG	TD	NO.	YDS.	AVG.			LG
09/10	Jaguars											L	21-31
09/17	at Texans											W	31-20
09/24	at Ravens											W	22-19+
10/01	Rams											L	23-29+
10/08	Titans											W	23-16
10/15	at Jaguars											L	20-37
10/22	Browns											L	38-39
10/29	Saints											L	27-38
11/05	at Panthers											W	27-13
11/12	at Patriots											W	10-6
11/26	Buccaneers											W	27-20
12/03	at Titans											W	31-28+
12/10	at Bengals											L	14-34
12/16	Steelers											W	30-13
12/24	at Falcons											L	10-29
12/31	Raiders											W	23-20
01/06	Texans											L	19-23
2023 TOTALS		0-0	0	0	0.0	0	0	0	0	0.0	0	0	9-8

+ - Overtime

2024 NFL DRAFT PICKS

LAIATU LATU

DEFENSIVE END

(lic AW too LAW too)

97

6-5 265 LBS
NFL EXP: ROOKIE
BORN: 12/31/00



COLLEGE:
UCLA

4TH-AND-SHORT

- Appeared in 37 career games (12 starts) at UCLA (2022-23) and Washington (2019-21) and totaled 101 tackles (82 solo), 35.5 tackles for loss, 24.0 sacks, five forced fumbles, one fumble recovery, six passes defended and two interceptions.
- Recipient of the Lombardi Award, Ted Hendricks Award, Polynesian Award and was a finalist for the Bednarik Award and Lott Impact Trophy in 2023.
- Designated as a medical retiree after suffering a neck injury at Washington, preventing him from playing the 2020-21 seasons, but was cleared and finished his career at UCLA (2022-23).



Selected by the Colts in the first round (15th overall) of the 2024 NFL Draft.



 @laiatu_latu

 @laiatulatu

HE'S BACK

There was a time when many thought Latu's football career was over, but he was never one of them. After enduring a neck injury in 2020 while playing at Washington, the program made the decision for him to medically retire after undergoing surgery. Yet, his sheer passion for the game never wavered as he completed physical therapy rehab on his own with the continuous support and encouragement from his mother, Kerry. From sending him videos of rehab on Instagram to securing a visit with Dr. Robert Watkins, she was there every step of the way. Despite wanting to continue football, Latu began playing club rugby at Washington, receiving an offer to play professionally overseas with the Seattle Seawolves, but declined to return to football. After getting medical clearance, he transferred to UCLA for two seasons to finish his collegiate campaign.

**COLLEGE HIGHLIGHTS**

- Appeared in 37 career games (12 starts) at UCLA (2022-23) and Washington (2019-21) and totaled 101 tackles (62 solo), 35.5 tackles for loss, 24.0 sacks, five forced fumbles, one fumble recovery, six passes defended and two interceptions.
- In 2023, he started all 12 games and collected 49 tackles (28 solo), 21.5 tackles for loss, 13.0 sacks, two forced fumbles, four passes defended and two interceptions. Led the nation in tackles for loss per game (1.8) and ranked fourth nationally in sacks per game (1.08). He won the Lombardi Award, Ted Hendricks Award, Polynesian Award and was a finalist for the Bednarik Award and Lott Impact Trophy. Against USC, he recorded seven tackles (five solo), 2.0 tackles for loss and 2.0 sacks.
- Played in 13 games in 2022 and recorded 36 tackles (23 solo), 12.5 tackles for loss, 10.5 sacks, three forced fumbles, one fumble recovery and one pass defended. Totaled four tackles (three solo), 3.5 tackles for loss, 3.0 sacks and one forced fumble at Colorado.
- Did not see game action during the 2020 and 2021 seasons at Washington.
- In 2019, he appeared in 12 games and totaled 16 tackles (11 solo), 1.5 tackles for loss, half a sack and one pass defended.

PERSONAL

- Played outside linebacker and tight end at Jesuit (Calif.) High School.
- Played in the Polynesian Bowl.
- Ranked the No. 112 overall prospect and No. 6 weakside defensive end in the nation by *247Sports*.
- ESPN Top 300 recruit.
- In 2018 as a senior, he compiled 94 tackles and 29.5 tackles for loss and added 272 receiving yards on 13 receptions.
- Named to the 2018 *USA Today* All-California first team.
- As a junior in 2017, he notched 65 tackles, 17.0 tackles for loss and 12.0 sacks.
- 2017 Delta League co-All Purpose Player of the Year.
- 2017 *Sacramento Bee* First Team All-Metro.
- Studied sociology.
- First name is pronounced lie-AW-too
- Last name is pronounced LAW-too
- A native of Sacramento, Calif.

ADONAI MITCHELL

WIDE RECEIVER

(ADD-00-1)

10

6-2 205 LBS

NFL EXP: ROOKIE

BORN: 10/8/02



**COLLEGE:
TEXAS**

4TH-AND-SHORT

- Appeared in 35 career games (28 starts) at Texas (2023) and Georgia (2020-22) and compiled 93 receptions for 1,405 yards and 18 touchdowns. Won the College Football Playoff in 2021 and 2022, and also participated in 2023.
- Second Team All-Big 12, Big 12 Newcomer of the Year by the Associated Press and Offensive Newcomer of the Year as voted on by the Big 12 coaches in 2023.
- Tallied a Big 12 Conference-high 11 touchdowns in 2023, tied for the fifth-most in single-season in program history.
- 2x National Champion at Georgia (2021, 2022).
- Scored a touchdown in every College Football Playoff game he played in (five).



Selected by the Colts in the second round (52nd overall) of the 2024 NFL Draft.



 [@MoCityMitch](#)

 [@mocitymitch](#)

HIS REASON WHY

2021 was a memorable year for Mitchell, both on and off the field. Not only did he earn a National Championship ring his freshman year at Georgia, but he also welcomed his daughter, Icylinn, into the world. She's become his motivation and reason to play, helping him clinch back-to-back national titles for the Bulldogs. The distance from Icylinn, who was back home in Texas, to Georgia, led Mitchell to transfer to Texas in 2023. A tradition created from the very beginning, he receives a video from his daughter before every game, in addition to wearing a silver necklace with her photo in it at all times.



COLLEGE HIGHLIGHTS

- Appeared in 35 career games (28 starts) at Texas (2023) and Georgia (2020-22) and compiled 93 receptions for 1,405 yards and 18 touchdowns. Won the College Football Playoff in 2021 and 2022, and also participated in 2023.
- Earned Second Team All-Big 12 honors after he played in 14 games (13 starts) in 2023 and compiled 55 receptions for 845 yards (15.4 avg.) and 11 touchdowns as well as two carries for one yard. Named the Big 12 Newcomer of the Year by the Associated Press. Selected as the Offensive Newcomer of the Year as voted on by the Big 12 coaches. His 11 touchdowns tied for the fifth-most in single-season program history and led the Big 12 Conference.
- In 2022 at Georgia, he saw action in six games (three starts) and tallied nine receptions for 134 yards (14.9 avg.) and three touchdowns. Totaled one reception for 22 yards and one touchdown in the College Football Playoff National Championship against No. 2 TCU. Tallied three receptions for 43 yards and one touchdown in the College Football Playoff Semifinal against No. Ohio State.
- Played in 15 games (12 starts) in 2021 and compiled 29 receptions for 426 yards (14.7 avg.) and four touchdowns. Played the most offensive snaps (53 percent) of any Georgia wide receiver. Tallied two receptions for 50 yards in the College Football Playoff National Championship Game against Alabama, including a go-ahead 40-yard touchdown reception in the fourth quarter.

PERSONAL

- Competed at Cane Ridge High School in Antioch, Tenn. and compiled 49 receptions for 795 yards and 11 touchdowns as a senior in 2019.
- Ranked as the No. 10 prospect in Tennessee.
- Named the 2019 Tennessee Region 5-6A Athlete of the Year.
- Caught 25 passes for 378 yards and three touchdowns in addition to 170 rushing yards and five touchdowns as a junior at Ridge Point High School in Texas.
- 2018 UIL Class 6A District 20 All-District Team Second Team on offense.
- Recipient of the John A. Addison, Jr. Family Football Scholarship at Georgia.
- Studied housing management and policy at Georgia.
- Studied physical culture and sports at Texas.
- Has one daughter, Icylinn.
- Son of Darcy and Norman Mitchell.
- First name is pronounced Add-an-I.
- A native of Missouri City, Texas.

MATT GONCALVES

TACKLE
(Gum-ZALL-vez)

71

6-6 317 LBS
NFL EXP: ROOKIE
BORN: 1/26/01

Pitt COLLEGE:
PITTSBURGH

4TH-AND-SHORT

- Played in 38 career games (24 starts) at Pittsburgh (2019-23) with 13 starts at right tackle and 11 starts at left tackle.
- Preseason All-ACC before enduring a season-ending injury after the first three games (2023).
- Third Team All-ACC and All-ACC Academic Football Team (2022).
- Freshman All-America (2020).



Selected by the Colts in the third round (79th overall) of the 2024 NFL Draft.



 @MattGoncalves77

 @matthewgoncalves76

COLLEGE HIGHLIGHTS

- Appeared in 38 career games (24 starts) at Pittsburgh (2019-23) with 13 starts at right tackle and 11 starts at left tackle.
- As a team captain in 2023, he started the first three contests of the season at left tackle before suffering a season-ending injury. Named a Preseason All-ACC selection.
- Started all 13 games he saw action in during the 2022 season with starts at right tackle (eight) and left tackle (five). Garnered Third Team All-ACC accolades and was selected to the All-ACC Academic Football Team. He helped the offense produce a 1,000-yard rusher and a 1,000-yard receiver.
- In 2021, he saw action in 13 games (five starts at right tackle). Helped Pittsburgh win in each of his five starts (New Hampshire, North Carolina, Virginia, Syracuse and Wake Forest in the ACC Championship Game). Blocked for a Pittsburgh offense that averaged a single-season school record 41.4 points per game and 486.6 yards per game. The Panthers ranked third nationally in scoring and eighth in total offense.
- Appeared in nine games in 2020 and started the last three contests at left tackle. Named a Freshman All-America selection by the Football Writers Association of America.
- Redshirted the 2019 season.

PERSONAL

- Attended Eastport-South Manor High School in Manorville, N.Y.
- Played offensive tackle, tight end and defensive end during his high school career.
- Ranked the No. 4 overall prospect in New York by Rivals and No. 5 by *247Sports*.
- As a senior, he garnered all-state and all-county accolades.
- Also lettered in basketball.

TANOR BORTOLINI

GUARD
(TANN er bort oh LEE nee)

60

6-4 303 LBS
NFL EXP: ROOKIE
BORN: 6/17/02



COLLEGE:
WISCONSIN

4TH-AND-SHORT

- Played in 35 games (28 starts) at Wisconsin with 13 starts at center, eight at left guard, three at right guard, three at right tackle and one at tight end.
- 2x All-Big Ten Honorable Mention (2022-23).
- 3x Academic All-Big Ten Team member (2021-23).



Selected by the Colts in the fourth round (117th overall) of the 2024 NFL Draft.



 @TanorBortolini

 @tanor_bortolini

FRESH CUT

Bortolini can easily be spotted on the field, but it's not because of his 6-4, 303-pound frame. He sports an iconic mullet that flows out of his helmet, one of which he's had for years. The cut came during his freshman year at Wisconsin when he voluntarily participated in 'freshmen haircuts,' a tradition of older teammates giving freshmen a new look. Bortolini had his head fully shaved and to his surprise, noticed a more-than-expected receding hairline. He decided he wanted to take on a unique look while he still could, embraced a mullet and has maintained it ever since.



SMALL TOWN KID

Bortolini was a small-town kid with big-time football dreams. A native of Kewaunee, Wis., he grew up in the town with a population of only 2,800 people, leaving less than 80 students to form his high school graduating class. Bortolini aspired to play football on Saturdays at the collegiate level and made that a reality when he stayed within the state borders to play at Wisconsin. He is now just the third player to make it to the league from Kewaunee, following in the footsteps of tight ends Colin Cochart (2011) and Jack Novak (1975-77), Cochart is now his mentor.



COLLEGE HIGHLIGHTS

- Appeared in 35 games (28 starts) at Wisconsin with 13 starts at center, eight at left guard, three at right guard, three at right tackle and one at tight end. Named a three-time Academic All-Big Ten Team member (2021-23).
- In 2023, he garnered All-Big Ten Honorable Mention accolades after he started all 12 games at center. He was a part of a Badger offense that led the Big Ten in third down conversion percentage (44.2 percent).
- Earned All-Big Ten Honorable Mention recognition in 2022 after he played in 11 games (10 starts) with seven starts at left guard and three at right guard.
- In 2021, he saw action in 10 games (five starts) with three starts at right tackle, one start at left guard and one at tight end.
- Saw action in two games (one start) with a start at center and redshirted the 2020 season.

PERSONAL

- Attended Kewaunee (Wis.) High School and was a four-year starter on the offensive line.
- Started at left tackle on varsity as a freshman and added defensive tackle duties as a sophomore.
- As a senior, he was named first-team all-state on offense and earned honorable mention honors on defense by the Wisconsin Football Coaches Association.
- Selected as the Conference Defensive Player of the Year in 2019.
- Two-time Packerland Conference Offensive Lineman of the Year and Defensive Lineman of the Year.
- As a junior in 2018, he posted 69 tackles, 13.0 tackles for loss, 6.0 sacks, two forced fumbles and one fumble return for a 20-yard touchdown.
- Also competed in basketball and track and field.
- Studied real estate and urban economics.
- Participated in the 2024 Senior Bowl.
- First name is pronounced TANN-er
- Last name is bort-oh-LEE-nee.
- A native of Kewaunee, Wis.

ANTHONY GOULD

WIDE RECEIVER

6

5-8 174 LBS
NFL EXP: ROOKIE
BORN: 4/6/01



COLLEGE:
OREGON STATE

4TH-AND-SHORT

- Played in 43 career games (20 starts) at Oregon State (2019-23) and totaled 84 receptions for 1,360 yards and six touchdowns. He also added 11 carries for 83 yards and one touchdown. On special teams, he compiled 26 punt returns for 427 yards (16.4 avg.) and one kickoff return for 22 yards.
- All-Pac-12 Honorable Mention (2023).
- First Team All-Pac-12 (as a return specialist) (2022).
- First Team All-America (selection as a punt returner) (2022).

DOWN THE STRETCH

What is on your bucket list: Travel the world

Nicknames: Ant, AG

Who is your mentor: My mom

Who is your favorite artist: Baby Money

What are your pet peeves: Picky eaters

Do you have any hidden talents: I'm an above average cook.

What are your hobbies off the field: Golf and playing video games

Selected by the Colts in the fifth round (142nd overall) of the 2024 NFL Draft.

X @antgould_

MILITARY DISCIPLINE

Gould's strict work ethic and disciplined mindset is a direct reflection of his military upbringing. His mother, Stacy Johnson, served as a master sergeant in the Army for 20 years, including deployments to Iraq and Cuba when Gould was young. As a single mom in the military, she instilled high standards of toughness in him and his older sister, resulting in a 'don't quit' mentality, which led him to overcome adversity both on and off the field. It was his mother who convinced him to honor his commitment to Oregon State after two years and put the work in for more playing time opposed to transferring.



PERSONAL

- Attended West Salem High School in Salem, Ore.
- Named a two-time First Team All-Conference selection (2017-18)
- Rated a three-star recruit by 247Sports.
- As a senior, he accumulated 1,009 receiving yards and 16 receiving touchdowns.
- Registered 35 receptions for 709 yards and 18 touchdowns as a junior.
- Finished second in the 2018 6A state championship in the 100 meters.
- Graduated with a degree in business administration.
- A native of Leavenworth, Kan.

COLLEGE HIGHLIGHTS

- Appeared in 43 career games (20 starts) at Oregon State (2019-23) and totaled 84 receptions for 1,360 yards and six touchdowns. He also added 11 carries for 83 yards and one touchdown. On special teams, he compiled 26 punt returns for 427 yards (16.4 avg.) and one kickoff return for 22 yards.
- In 2023, he earned All-Pac-12 Honorable Mention recognition after he saw action in 12 games (10 starts) and registered single-season career highs in receptions (44) and receiving yards (718) while also adding two touchdowns. Also returned seven punts for 113 yards (16.1 avg.). Against California, he tallied seven receptions for a season-high 117 receiving yards.
- Appeared in 10 games (seven starts) in 2022 and tallied 27 receptions for 457 yards and a single-season career-high three touchdowns. Added 14 punt returns for 260 yards (18.3 avg.) and two touchdowns as well as one kickoff return for 22 yards. Named a First Team All-America selection by The Sporting News as a punt returner and a First Team All-Pac-12 honoree by the conference as a return specialist. In a win against Montana State, he accumulated five receptions for 77 yards and two touchdowns as well as three punt returns for 104 yards (34.7 avg.) and one touchdown.
- Led the nation in punt return average (18.3 avg.) in 2022.
- In 2021, he saw action in 13 games (three starts) and accumulated 13 receptions for 185 yards and one touchdown. He also added five carries for 50 yards and one touchdown. On special teams, he compiled four punt returns for 41 yards (10.3 avg.). In a win vs. Hawaii, he compiled seven receptions for 119 yards and one touchdown.
- Competed in four games in 2020 and recorded one punt return for 13 yards.

JAYLON CARLIES
LINEBACKER

57

6-3 227 LBS
NFL EXP: ROOKIE
BORN: 9/13/01



COLLEGE:
MISSOURI

4TH-AND-SHORT

- Played in 48 career games (40 starts) at Missouri (2020-23) and totaled 221 tackles (159 solo), 11.5 tackles for loss, 3.0 sacks, 17 passes defended, nine interceptions, three forced fumbles and one fumble recovery.
- Entered his collegiate career as a cornerback before moving to safety for the next three years.
- SEC Fall Academic Honor Roll (2022).
- Set the West Orange High School single-game receiving yards record (241) as a senior.



Selected by the Colts in the fifth round (151st overall) of the 2024 NFL Draft.



 @TheBoy_JC

 @jcarlies

POSITION SWITCH

Carlies' name seems to be everywhere in the backfield, and that's because it has been. He's transitioned to different positions three times in the last five years thanks to his versatility. Carlies began his collegiate career as a cornerback for Missouri and then moved to the starting safety role for his next three years. Now entering the league, the Colts drafted him with visions of shutting down the middle of the field as a linebacker, anchored by his combination of speed, coverage ability and sound tackling.



PERSONAL

- Competed at West Orange High School in Orlando, Fla.
- Was considered a three-star prospect.
- Set the West Orange High School single-game receiving yards record as a senior.
- Also participated in track and competed in the 4x100m relay team.
- His last name is pronounced KARR-lyze.

COLLEGE HIGHLIGHTS

- Appeared in 48 career games (40 starts) at Missouri (2020-23) and totaled 221 tackles (159 solo), 11.5 tackles for loss, 3.0 sacks, 17 passes defended, nine interceptions, three forced fumbles and one fumble recovery.
- In 2023, he started all 12 games he played in and compiled 64 tackles (38 solo), 4.5 tackles for loss, 2.0 sacks, six passes defended, two interceptions, one forced fumble and one fumble recovery.
- Started all 13 games in 2022 and finished with 81 tackles (60 solo), 4.0 tackles for loss, 1.0 sack, seven passes defended, three interceptions and one forced fumble. Named to the SEC Fall Academic Honor Roll.
- In 2021, he appeared in all 13 games (12 starts) and registered 68 tackles (55 solo), 3.0 tackles for loss, four passes defended, four interceptions and one forced fumble.
- Saw action in 10 games (three starts) and tallied eight tackles (six solo).

JAYLIN SIMPSON
CORNERBACK

30

5-11 179 LBS
NFL EXP: ROOKIE
BORN: 3/17/00

AU COLLEGE:
AUBURN

4TH-AND-SHORT

- Appeared in 47 career games (23 starts) at Auburn (2019-23) and totaled 116 tackles (89 solo), 4.0 tackles for loss, 21 passes defended and seven interceptions (one returned for a touchdown).
- Second Team All-SEC honors (2023).
- Was the 2019 state high jump champion and also lettered in basketball and baseball.



Selected by the Colts in the fifth round (164th overall) of the 2024 NFL Draft.



 @jaylinsimp

 @simpeto

SLIME TIME

Some players have superstitions they anchor their success in, and for Simpson, it was his lime green college mouthguard. Correlating the loud-color accessory with his ball-hawking abilities, he embraced "Slime Time" on the field. The panic arose when his helmet was stolen by a student during Auburn's victory celebration over Texas A&M in 2022 and Simpson thought this was the end of his lucky charm. With the help of social media, Simpson's cry for help was fulfilled and his helmet, along with his mouthguard, were returned prior to the next game.



OFF THE FIELD RHYTHM

Simpson is known for his talents on the field, but it's the one off the field that has maintained a long-standing intimidation factor, so much so that he hasn't used it in years. Beyond battling receivers for the ball, he's also a battle rapper. His interest in the hobby has never faded, but he hasn't partaken in it in years due to a lack of willing challengers. The last time he faced off was in 2020 when a then-Auburn teammate approached him in the training room for a battle, leaving Simpson to never be put to the test since.

COLLEGE HIGHLIGHTS

- Appeared in 47 career games (23 starts) at Auburn (2019-23) and totaled 116 tackles (89 solo), 4.0 tackles for loss, 21 passes defended and seven interceptions (one returned for a touchdown).
- Garnered Second Team All-SEC honors in 2023 after he saw action in 12 games (11 starts) and finished with 39 tackles (29 solo), 1.5 tackles for loss, seven passes defended, four interceptions (one returned for a touchdown) and one fumble recovery. Tallied three solo tackles, one pass defended, one interception (returned for a touchdown) and one fumble recovery in the season opener vs. UMass.
- In 2022, he played in 12 games (six starts) and tallied 37 tackles (29 solo), seven passes defended and two interceptions. Registered three solo tackles, four passes defended and one interception vs. Western Kentucky. Had five tackles (three solo), one pass defended and one interception at Mississippi State.
- Appeared in 11 games (five starts) in 2021 and compiled 27 tackles (22 solo), 1.0 tackle for loss, five passes defended and one interception. Tallied one solo tackle, one pass defended and one interception vs. Ole Miss. Finished with four tackles (three solo) and one pass defended at LSU.

COLLEGE HIGHLIGHTS CONT...

- In 2020, he saw action in eight games (one start) and recorded 14 tackles (10 solo), 1.0 tackle for loss and three passes defended. Registered four tackles (two solo) at Mississippi State.
- As a freshman, he played in four games and finished with two tackles and half a tackle for loss.

PERSONAL

- Competed at Frederica Academy, a small prep school on Saint Simons Island, Ga., and played for coach Brandon Derrick.
- Was a four-year varsity starter.
- Registered 48 tackles, four interceptions and two forced fumbles as a senior while helping the team to the 2018 GISA state championship (the second in school history). He also added 1,433 passing yards, 441 rushing yards and 22 touchdowns (15 passing, seven rushing).
- Was GISA all-state and all-region 2-3A.
- Considered a consensus four-star recruit.
- Garnered PrepStar All-America honors.
- Was the 2019 state high jump champion and also lettered in basketball and baseball.
- Studied business at Auburn.

MICAH ABRAHAM
CORNERBACK

33

5-10 185 LBS
NFL EXP: ROOKIE
BORN: 12/11/00



COLLEGE:
MARSHALL

4TH-AND-SHORT

- Played in 62 career games (46 starts) at Marshall (2019-23) and totaled 150 tackles (97 solo), 2.5 tackles for loss, half a sack, 55 passes defensed, 12 interceptions (one returned for a touchdown), one forced fumble, one fumble recovery and one field goal block.
- 2x First Team All-Sun Belt Conference (2022-23).
- Second Team All-Conference USA (2021).
- His father, Donnie, was selected by the Tampa Bay Buccaneers in the third round of the 1996 NFL Draft and went on to play nine years in the league.



Selected by the Colts in the sixth round (201st overall) of the 2024 NFL Draft.



 @icemanIII_

 @micah_abraham6

IN THE GENES

Playing football at an elite level for Abraham wasn't just by accident, it runs in his bloodline. Abraham's father, Donnie, was drafted at cornerback in the third round of the 1996 NFL Draft by the Tampa Bay Buccaneers where he went on to play six seasons (1996-2001) before joining the New York Jets for three years (2002-04). He led the league in interceptions (seven) in 1999 and was named to the Pro Bowl in 2000. The family genetics don't end there though. His cousin is two-time Pro Bowler Tim Jennings, who played 10 seasons in the NFL after originally being selected by the Colts in the second round of the 2006 NFL Draft. Jennings also played with the Bears for five seasons (2010-14), where Colts General Manager Chris Ballard worked in the scouting department.

PERSONAL

- Attended East Lake High School in Tarpon Springs, Fla.
- Played defensive back and wide receiver in high school.
- Finished his high school career with 55 passes defended.
- Rated a three-star prospect by *247Sports*.
- His father, Donnie, played nine seasons in the NFL at cornerback with the New York Jets (2002-04) and Tampa Bay Buccaneers (1996-2001).
- A native of Tampa, Fla.

COLLEGE HIGHLIGHTS

- Appeared in 62 career games (46 starts) at Marshall (2019-23) and totaled 150 tackles (97 solo), 2.5 tackles for loss, half a sack, 55 passes defended, 12 interceptions (one returned for a touchdown), one forced fumble, one fumble recovery and one field goal block.
- In 2023, he was named a First Team All-Sun Belt Conference selection after he started all 13 games he saw action in and recorded 36 tackles (22 solo), 19 passes defended, four interceptions and one blocked field goal. Ranked first in the SBC in passes defended and interceptions.
- Appeared in 13 games (12 starts) in 2022 and registered 36 tackles (22 solo), 1.5 tackles for loss, half a sack, 16 passes defended, six interceptions and one fumble recovery. Earned First Team All-Sun Belt Conference accolades. He tied for the lead in the conference in interceptions (six) and ranked tied for third in FBS. In a win at Notre Dame, he recorded three tackles (one solo), half a tackle for loss, half a sack, one pass defended and one interception.
- In 2021, he earned Second Team All-Conference USA accolades after he started all 13 games he saw action in and compiled 33 tackles (26 solo), half a tackle for loss, 15 passes defended and one interception.
- Saw action in 10 games (one start) in 2020 and tallied nine tackles (six solo), one pass defended and one forced fumble.
- In 2019, he appeared in 13 games (seven starts) and accumulated 36 tackles (21 solo), half a tackle for loss, four passes defended and one interception returned for a touchdown. Named to the Conference USA All-Freshman Team. In the Gasparilla Bowl, he tallied three tackles (two solo) and a 75-yard interception returned for a touchdown, which is the longest in that bowl's history.
- As a redshirt freshman, he appeared in 11 games (seven starts) and compiled seven receptions for 120 yards and two touchdowns. Named an All-Big 12 Honorable Mention selection.

JONAH LAULU

DEFENSIVE TACKLE

(lah-OO-too)

74

6-5 292 LBS
NFL EXP: ROOKIE
BORN: 6/30/00



COLLEGE:
OKLAHOMA

4TH-AND-SHORT

- Appeared in 66 career games (24 starts) at Oklahoma (2022-23) and Hawaii (2018-21) and totaled 102 tackles (52 solo), 27.5 tackles for loss, 10.5 sacks, three passes defended, one interception, one forced fumble and one fumble recovery.
- Academic All-Big 12 honoree (2023).
- All-Mountain West Honorable Mention (2021).

DOWN THE STRETCH

What is on your bucket list: Go to space or experience zero gravity.

Pets: My two cats, Chips and Queso.

Pregame ritual: Listen to "Ghetto Angels" by Nocap, and my quad stretch.

Who is your favorite artist: Drake

Who is your mentor: Nobody in particular, all the guys in the d-line room.

What are your pet peeves: When people chew with their mouths open or when people drive crazy and then act like they didn't do anything when you are at a red light.

Do you have any hidden talents: I'm really good at Guitar Hero.

What are your hobbies off the field: Hanging out with friends, watching movies or playing video games with my guys. Also, pickleball and snowboarding.

Selected by the Colts in the seventh round (234th overall) of the 2024 NFL Draft.

X @Jonah_laulu

IG @jonah_laulu

HITTING THE SLOPES

It's not often you see a football player snowboarding, but for LauLu, it's an interest he picked up in high school when he joined a neighbor to try out the mountains in his hometown of Las Vegas, Nev. His love for the hobby was heightened as several of his family members live in Utah, which is known for its winter sports scene offerings. He began traveling out there every offseason to hit the slopes.



COLLEGE HIGHLIGHTS

- Appeared in 66 career games (24 starts) at Oklahoma (2022-23) and Hawaii (2018-21) and totaled 102 tackles (52 solo), 27.5 tackles for loss, 10.5 sacks, three passes defended, one interception, one forced fumble and one fumble recovery.
- In 2023, he competed in all 13 games (three starts) and totaled 11 tackles (four solo), 3.0 tackles for loss and 1.0 sack. Selected as an Academic All-Big 12 honoree. Collected a season-high three tackles (one solo) and 0.5 sack against SMU. Tallied one solo tackle and 1.0 sack against UCF.
- Saw action in all 13 games (three starts) in 2022 and compiled 20 tackles (six solo), 5.5 tackles for loss, 1.5 sacks, one pass defended and one interception. Compiled two tackles (one solo), 1.5 tackles for loss and 1.0 sack at Nebraska. Against Oklahoma State, he recorded five tackles (two solo), 2.0 tackles for loss, half a sack, one pass defended and one interception.
- In 2021 at Hawaii, he played in 12 games (11 starts) and totaled 34 tackles (21 solo), 8.0 tackles for loss, 4.0 sacks, one pass defended and one fumble recovery. Garnered All-Mountain West honorable mention accolades. Opened the season with six tackles (five solo), 2.0 tackles for loss and 2.0 sacks at UCLA. Against San Jose State, he compiled five tackles (three solo), 1.5 tackles for loss and 1.0 sack. Registered five tackles (one solo) and half a tackle for loss vs. San Diego State.
- Competed in nine games (seven starts) in 2020 and registered 26 tackles (14 solo), 5.0 tackles for loss, 1.5 sacks and one pass defended. Led Hawaii's defensive linemen in tackles for loss. Compiled one solo tackle, 1.0 tackle for loss and 1.0 sack vs. New Mexico. At San Diego State, he logged four tackles (three solo), 2.5 tackles for loss, half a sack and one pass defended.
- In 2019, he saw action in all 15 games and totaled 11 tackles (seven solo), 6.0 tackles for loss, 2.5 sacks and one forced fumble. At Nevada, he compiled three tackles (one solo), 2.0 tackles for loss, half a sack and one forced fumble.

PERSONAL

- Attended Centennial High School in Las Vegas, Nev.
- Played offense and defense in high school.
- As a senior, he earned all-conference honors.
- Recorded 10 receptions for 182 yards and one touchdown as a senior.
- Also competed in basketball and track.
- Graduated with a degree in arts and sciences planned program.
- Last name is pronounced lah-OO-loo.
- A native of Las Vegas, Nev.

2024 COLLEGE FREE AGENTS



6-2 196 LBS
COLLEGE: KANSAS
NFL EXP: ROOKIE
BORN: 12/3/99

CAREER TRANSACTIONS

- Signed by the Colts as an undrafted free agent on May 9, 2024.

COLLEGE HIGHLIGHTS

- Played in 51 career games (30 starts) at Kansas (2021-23) and North Texas (2018-20) and completed 414-of-699 passes for 5,969 yards with 55 touchdowns and 26 interceptions. He also compiled 251 carries for 1,344 yards (5.4 avg.) and 14 touchdowns.
- In 2023, he saw action in 12 games (10 starts) and completed 124-of-199 passes for 2,130 yards with 18 touchdowns and seven interceptions. He also registered 47 carries for 280 yards (6.0 avg.) and three touchdowns.
- Appeared in 12 games (four starts) in 2022 and completed 87-of-136 passes for 1,280 yards and 14 touchdowns with four interceptions. He added 38 carries for 222 yards and four touchdowns.
- In 2021, he saw action in 11 games (nine starts) and completed 102-of-182 passes for 1,252 yards and six touchdowns with six interceptions. On the ground, he tallied 400 yards and two touchdowns on 92 carries.
- As a redshirt sophomore at North Texas, he appeared in eight games (seven starts) and completed 79-of-145 passes for 1,131 yards and 14 touchdowns

with five interceptions. He also recorded 56 carries for 346 yards and five touchdowns. In a win against Middle Tennessee, he was named the Conference USA Offensive Player of the Week after he accounted for 350 total yards and five total touchdowns (two passing, three rushing).

- In 2019, he competed in seven games and completed 22-of-35 passes for 176 yards and three touchdowns with three interceptions. Added 13 carries for 80 yards.
- As a freshman, he appeared in one game and compiled four carries for 14 yards. He redshirted the 2018 season.

PERSONAL

- Attended Lake Ridge High School in Mansfield, Texas.
- Rated a three-star prospect by 247Sports.
- As a senior, he passed for 1,682 yards and 20 touchdowns while also adding 694 yards and three touchdowns on the ground.
- Threw for 2,956 yards and 29 touchdowns as a junior. Also recorded 530 rushing yards and seven touchdowns.
- A native of Mansfield, Texas.



5-10 188 LBS
COLLEGE: CHATTANOOGA
NFL EXP: ROOKIE
BORN: 2/15/00

CAREER TRANSACTIONS

- Signed by the Colts as an undrafted free agent on June 6, 2024.

COLLEGE HIGHLIGHTS

- Appeared in 43 career games (27 starts) at Chattanooga (2023) and Marist (2018-22) and registered 218 tackles (111 solo), 7.0 tackles for loss, half a sack, 30 passes defended, eight interceptions (one returned for a touchdown) and one fumble recovery. He also totaled 11 kickoff returns for 176 yards (16.0 avg.) and 20 punt returns for 191 yards (9.6 avg.) and one touchdown.
- In 2023, he played in 11 games (five starts) and compiled 49 tackles (36 solo), 2.0 tackles for loss, 10 passes defended and one interception.
- In 2022, he earned First Team All-PFL (defensive back) and Second Team All-PFL (return specialist) after he started all 11 games at safety and collected 73 tackles (33 solo), 2.0 tackles for loss, two passes defended and two interceptions (one returned for a touchdown), along with recording 10 kick returns for 166 yards (16.6 avg.) and 19 punt returns for 185 yards (9.7 avg.) and one touchdown.

- In 2021, he was named a Third Team All-America selection and Second Team All-PFL after he started all 10 games at safety and tallied 59 tackles (28 solo), 2.0 tackles for loss, half a sack, 10 passes defended and five interceptions. He also returned one kick for 10 yards (10.0 avg.) and one punt return for six yards.
- The 2020 season was cancelled due to the COVID-19 pandemic.
- In 2019, he appeared in all 11 games (one start) at safety and recorded 37 tackles (14 solo), one tackle for loss, four passes defended and one fumble recovery.
- In 2018, he did not see any game action.

PERSONAL

- Competed at Franklin (N.J.) High School where he earned First Team All-Conference and Third Team All-Area as a senior.
- As a junior, he was named Third Team all-conference.
- Earned a bachelor's degree in communications at Marist.
- A native of Somerset, N.J.



6-2 234 LBS
COLLEGE: NC STATE
NFL EXP: ROOKIE
BORN: 12/10/99

CAREER TRANSACTIONS

- Signed by the Colts as an undrafted free agent on May 9, 2024.

COLLEGE HIGHLIGHTS

- Appeared in 54 games (15 starts) at North Carolina State (2018-23) at running back and tight end and compiled 41 carries for 240 yards and one touchdown as well as 55 receptions for 712 yards and 11 touchdowns. He also returned two kickoffs for 15 yards (7.5 avg.).
- In 2023, he played in 12 games (eight starts) and totaled two carries for 67 yards and one touchdown as well as 15 receptions for 190 yards and three touchdowns. He also returned two kickoffs for 15 yards (7.5 avg.).
- Appeared in five games in 2022 and tallied eight receptions for 111 yards and two touchdowns.
- In 2021, he played in all 12 games and registered three carries for 48 yards in addition to 17 receptions for 246 yards and three touchdowns.
- Saw action in 11 games in 2020 and registered one

carry for two yards and also compiled three passes for 11 yards and one touchdown.

- In 2019, he played in 10 games and registered 13 carries for 55 yards as well as seven receptions for 80 yards and one touchdown.
- Appeared in four games in 2018 and tallied 22 carries for 68 yards and also added five receptions for 74 yards and one touchdown.

PERSONAL

- Attended Sanderson High School in Raleigh, N.C. and compiled 3,039 yards and 35 touchdowns on 500 carries along with 48 receptions for 648 yards and five touchdowns.
- As a senior, he tallied 201 carries for 1,247 yards and 16 touchdowns as well as 34 receptions for 397 yards and three touchdowns.
- In 2016, he recorded 167 carries for 1,215 yards and 12 touchdowns.
- Named a two-time All-Conference honoree.
- Graduated with a degree in criminology.
- A native of Raleigh, N.C.

SPENCER SHRADER

KICKER

3



6-2 201 LBS
COLLEGE: NOTRE DAME
NFL EXP: ROOKIE
BORN: 5/19/99

CAREER TRANSACTIONS

- Signed by the Colts as an undrafted free agent on May 9, 2024.

COLLEGE HIGHLIGHTS

- Appeared in 57 career games at Notre Dame (2023) and USF (2019-2022) and converted 43-of-63 field goals (68.3 percent) and 156-of-158 extra points (98.7 percent) for 285 points. He was a three-time AAC All-Academic Team member (2019-2021).
- In 2023, he played in all 13 games and made 15-of-22 field goals (68.2 percent) and 61-of-62 extra points (98.3 percent) for 106 points. He tied the program record for 50-plus-yard field goals in just one season (four).
- As a senior at USF, he was a Lou Groza Award semifinalist after he saw action in all 12 games and converted 9-of-13 field goals (69.2 percent) and all 37 extra points for a team-high 64 points. He converted nine straight field goal attempts, which ranks third all-time in school history.

- In 2021, he appeared in all 12 games and converted 11-of-13 field goals (84.6 percent) and 35-of-35 extra points (100 percent) for 68 total points.
- As a sophomore, he saw action in eight games and converted 4-of-6 field goals (66.7 percent) and 11-of-12 extra points (91.6 percent).
- In 2019, he played in all 12 games and converted 4-of-9 field goal attempts (44.4 percent) and all 12 extra points for a team-high 30 points.

PERSONAL

- Competed at Newsome High School in Lithia, Fla.
- As a senior, he earned First Team all-state accolades as a kicker.
- He was home schooled and after graduating in 2018, he spent several months in Brazil and Canada pursuing a professional career in soccer.
- Also lettered in soccer and tennis.
- His sister, Sophie, plays soccer at the University of Tampa.
- Born in Indianapolis, Ind. He grew up in Lithia, Fla.



6-3 223 LBS
COLLEGE: BYU
NFL EXP: ROOKIE
BORN: 4/11/01

CAREER TRANSACTIONS

- Signed by the Colts as an undrafted free agent on May 9, 2024.

COLLEGE HIGHLIGHTS

- Started 45-of-46 career games at BYU (2023), Pittsburgh (2022) and USC (2019-21) and completed 989-of-1,533 passes for 11,689 yards with 80 touchdowns and 39 interceptions. He also recorded three rushing touchdowns.
- In 2023, he was a team captain and started eight games and completed 153-of-266 passes for 1,716 yards with 12 touchdowns and six interceptions. He also tallied three rushing touchdowns.
- Started all 11 games he saw action in during the 2022 season and completed 184-of-315 passes for 2,397 yards and 10 touchdowns with nine interceptions. He was named a team captain.
- As a junior at USC, he started all nine games he appeared in and completed 193-of-297 passes for 2,153 yards and 11 touchdowns with eight interceptions.
- In 2020, he earned First Team All-Pac-12 honors after he started all six games he saw action in and completed 177-of-264 passes for 1,921 yards and 17 touchdowns with seven interceptions. Named a team captain.

- Earned Freshman All-America honors and was named the Pac-12 Offensive Freshman of the Year after he appeared in 12 games (11 starts) and completed 282-of-391 passes for 3,502 yards and 30 touchdowns with nine interceptions. He set single-season career highs in completions, attempts, yards and passing touchdowns. Set the single-season conference record and ranked third in the nation in completion percentage (71.9 percent). Also earned All-Pac-12 honorable mention accolades and was the Pac-12 Newcomer of the Year.

PERSONAL

- Attended Desert Mountain High School in Scottsdale, Ariz.
- Over his last two seasons in high school, he passed for more than 5,500 yards and 50 touchdowns.
- As a junior, he earned *USA Today* All-Arizona Honorable Mention accolades.
- Ranked the No. 13 overall prospect in Arizona by *247Sports*.
- His quarterbacks coach at Desert Mountain was Pro Football Hall of Famer Kurt Warner.
- Graduated from USC with a bachelor's degree in communications.
- His name is pronounced KEE-den SLOH-vis.
- A native of Scottsdale, Ariz.



6-2 215 LBS
COLLEGE: ITHACA
NFL EXP: ROOKIE
BORN: 2/3/01

CAREER TRANSACTIONS

- Signed by the Colts as an undrafted free agent on June 6, 2024.

COLLEGE HIGHLIGHTS

- Appeared in 34 career games (15 starts) at Ithaca (2021-23) and compiled 119 tackles (64 solo), 7.0 tackles for loss, 30 passes defended, one forced fumble, one fumble recovery and four blocks.
- In 2023, he earned Second Team AFCA All-America, First Team Liberty League honors and was a Harris Award Finalist after he started all 12 games and posted 51 total tackles (28 solo), 10 passes defended, six interceptions, one forced fumble, one fumble recovery and two blocked kicks.
- In 2022, he started all 13 games and was named to

the Liberty League First Team Defense after he recorded 54 tackles (28 solo), 5.0 tackles for loss, eight passes defended, one interception and one blocked kick.

- In 2021, he saw action in nine games and tallied 14 tackles (nine solo), six passes defended, four interceptions (one returned for a touchdown) and one blocked punt.
- Played basketball for one season at Finger Lakes Community College (2019-2000).

PERSONAL

- Competed at Waterloo (N.Y.) High School.
- Earned a bachelor's degree in sports media.
- A native of Waterloo, N.Y.



6-6 307 LBS
COLLEGE: MARSHALL
NFL EXP: ROOKIE
BORN: 3/18/00

CAREER TRANSACTIONS

- Signed by the Colts as an undrafted free agent on May 9, 2024.

COLLEGE HIGHLIGHTS

- Appeared in 51 career games (30 starts) at Marshall (2018-23) with starts at right guard (22), right tackle (five) and left tackle (three).
- In 2023, he earned All-Sun Belt Conference honorable mention accolades after he started all 13 games he saw action in with starts at right guard (10) and right tackle (three).
- Started all 13 games he appeared in during the 2022 season with 11 starts at right guard and two at right tackle. He was part of an offensive line that helped pave the way for running back Khalan Laborn to rank 10th in the nation in rushing yards (1,513).
- In 2021, he competed in 11 games (two starts) with one start at left tackle and one at right guard. Helped

block for running back Rasheen Ali, who recorded 1,401 yards and 23 touchdowns and earned First Team All-Conference USA accolades. Ali's 23 rushing touchdowns also ranked tied for the most in FBS.

- Saw action in 10 games (two starts at left tackle) in 2020. Made his first career start vs. Rice.
- In 2019, he appeared in two games.
- Competed in two games and redshirted the 2018 season.

PERSONAL

- Attended Bourbon County High School in Paris, Ky.
- Played tackle and defensive end in high school.
- As a senior, he earned All-State Honorable Mention accolades.
- Only other college offer was from Louisville.
- Married to his wife, Shannon Blass.
- A native of Paris, Ky.

XAVIER WHITE

WIDE RECEIVER

7



5-10 190 LBS
COLLEGE: TEXAS TECH
NFL EXP: ROOKIE
BORN: 12/5/99

CAREER TRANSACTIONS

- Signed by the Colts as an undrafted free agent on May 9, 2024.

COLLEGE HIGHLIGHTS

- Saw action in 51 career games (nine starts) at Texas Tech (2019-23) and compiled 133 receptions for 1,524 yards (11.5 avg.) and six touchdowns. He also registered 136 carries for 754 yards (5.5 avg.) and five touchdowns. In the return game, White totaled 19 kickoff returns for 407 yards (21.4 avg.) and five punt returns for 46 yards (9.2 avg.).
- In 2023, he earned Honorable Mention All-Big 12 honors by the coaches after he played in all 13 games (four starts) and caught 39 passes for a team-leading 556 yards (14.3 avg.) and one touchdown. White also contributed four kickoff returns for 74 yards (18.5 avg.) and three punt returns for 31 yards (10.3 avg.).
- Saw action in 13 games (four starts) in 2022 and tallied 45 receptions for 572 yards and three touchdowns in addition to one carry for five yards. He also added two punt returns for 15 yards (7.5 avg.) and 14 kickoff returns for 316 yards (24.3 avg.).
- In 2021, he played in all 13 games (one start) and compiled 18 receptions for 133 yards and one

touchdown as well as 68 carries for 310 yards and three touchdowns.

- Competed in eight games in 2020 and registered 21 receptions for 104 yards as well as 62 carries for 436 yards and two touchdowns. He also returned one kickoff for 17 yards.
- In 2019, he played in four games and collected 10 receptions for 159 yards and one touchdown.
- In one season (2018) at Dodge Community College, he appeared in seven games and totaled five receptions for 66 yards. He also returned six kickoffs for 125 yards (20.8 avg.).

PERSONAL

- Competed at Monterey High School in Lubbock, Texas.
- As a senior, he compiled 60 receptions for 1,009 yards.
- Two-time first team all-district honoree.
- Played in the ASCO All-Star Game.
- Earned a bachelor's degree in university studies.
- Married to his wife, Jaiden Eaton.
- A native of Lubbock, Texas.



6-3 226 LBS
COLLEGE: KANSAS
NFL EXP: ROOKIE
BORN: 3/13/01

CAREER TRANSACTIONS

- Signed by the Colts as an undrafted free agent on May 9, 2024.

COLLEGE HIGHLIGHTS

- Competed in 49 career games (24 starts) at Kansas (2022-23) and Ohio State (2019-21) and compiled 126 tackles (85 solo), 11.0 tackles for loss, 6.0 sacks, 10 passes defended, three interceptions (one returned for a touchdown) and one forced fumble.
- In 2023, he competed in all 12 games (11 starts) and recorded 41 tackles (29 solo), 5.0 tackles for loss, 1.5 sacks, four passes defended and one interception.
- Saw action in all 13 games (12 starts) in 2022 and totaled 60 tackles (42 solo), 5.5 tackles for loss, 4.5 sacks, four passes defended, one interception and one forced fumble.
- In 2021, he competed in 12 games (one start) at Ohio State and tallied 15 tackles (six solo), half a tackle

for loss, two passes defended and one interception returned for a touchdown.

- Saw action in three games in 2020 and tallied five solo tackles.
- In 2019, he appeared in nine games and compiled five tackles (three solo).

PERSONAL

- Competed at Wayne High School in Fort Wayne, Ind.
- As a senior, he tallied 35 receptions for 700 yards and 12 touchdowns.
- Compiled 27 tackles, 1.5 sacks and three interceptions in addition to over 600 total yards and six touchdowns on offense as a junior.
- Also competed in basketball and track and field.
- A native of Fort Wayne, Ind.

MICHAEL PITTMAN JR.
WIDE RECEIVER





2023 TOTAL STATS

2023

RECORD: 9-8 COACH: SHANE STEICHEN

THIRD – AFC SOUTH DIVISION

HOME: 4-5 ROAD: 5-3

DIV: 3-3 CONF: 7-5 NCONF: 2-3

*Sellout ^Roof/Window Open #Roof Open/Window Closed @Roof Closed/Window Open

PRESEASON (2-1)			
DATE	RESULTS	OPPONENT	ATTENDANCE
8/12	L 19-23	@ Buffalo	70,326
8/19	W 24-17	CHICAGO	*65,924
8/24	W 27-13	at Philadelphia	69,879

DATE	RESULTS	OPPONENT	ATTENDANCE
9/10	L 21-31	JACKSONVILLE	*65,749
9/17	W 31-20	@ Houston	71,159
9/24	W 22-19 OT	@ Baltimore	70,038
10/01	L 23-29 OT	L.A. RAMS	*65,337
10/08	W 23-16	TENNESSEE	*65,287
10/15	L 20-37	@ Jacksonville	64,851
10/22	L 38-39	CLEVELAND	*65,552
10/29	L 27-38	NEW ORLEANS	*65,427
11/05	W 27-13	@ Carolina	72,301
11/12	W 10-6	@ New England	50,144
11/26	W 27-20	TAMPA BAY	*64,407
12/03	W 31-28 OT	@ Tennessee	65,262
12/10	L 14-34	at Cincinnati	65,981
12/16	L 10-39	PITTSBURGH	*64,171
12/24	L 10-29	@ Atlanta	69,221
12/31	W 23-20	LAS VEGAS	*65,538
1/6	L 19-23	HOUSTON	*65,925

TEAM STATISTICS		COLTS	OPP
TOTAL FIRST DOWNS		324	346
Rushing		113	123
Passing		178	192
Penalty		33	31
3rd Down: M/A/Pct.		82/232/35.3	89/240/37.1
4th Down: M/A/Pct.		16/32/50.0	17/26/65.4
TOTAL NET YARDS		5947	5947
Avg. Per Game		336.8	349.8
Total Plays		1094	1137
Avg. Per Play		5.2	5.2
NET YARDS RUSHING		2059	2105
Avg. Per Game		121.1	123.8
Total Rushes		479	518
NET YARDS PASSING		3866	3842
Avg. Per Game		215.6	226.0
Sacked/Yards Lost		41/216	51/315
Gross Yards		3882	4157
Attempts/Completions		574/355	568/370
Completion Pct.		61.8	63.1
Had Intercepted		10	15
PUNTS/AVERAGE		69/47.6	73/45.7
NET PUNTING YARDS		42.3	40.4
PENALTIES/YARDS		95/685	100/843
FUMBLES/BALL LOST		21/12	23/9
TOUCHDOWNS		42	44
Rushing		19	22
Passing		18	21
Returns		5	1
TIME OF POSSESSION		28:53	31:07

SCORE BY PERIODS	1	2	3	4	OT	TOTAL
COLTS	86	128	78	95	9	396
OPPONENTS	98	118	83	107	9	415

SCORING	TDR	TDP	TDR	PAT	FG	2P	5P	TP
Gay	0	0	0	35/36	33/41	0	0	134
Taylor	7	1	0	0/0	0/0	0	0	48
Moss	5	2	0	0/0	0/0	1	0	44
Pittman Jr.	0	4	0	0/0	0/0	2	0	28
Richardson	4	0	0	0/0	0/0	0	0	24
Alie-Cox	0	3	0	0/0	0/0	1	0	20
Minshew II	3	0	0	0/0	0/0	0	0	18
Downs	0	2	0	0/0	0/0	0	0	12
Moore II	0	0	2	0/0	0/0	0	0	12
Ogletree	0	2	0	0/0	0/0	0	0	12
Pierce	0	2	0	0/0	0/0	0	0	12
Buckner	0	0	1	0/0	0/0	0	0	6
Granson	0	1	0	0/0	0/0	0	0	6
Harrison Jr.	0	0	1	0/0	0/0	0	0	6
Montgomery O	1	0	0	0/0	0/0	0	0	6
Stuard	0	0	1	0/0	0/0	0	0	6
A. Speed	0	0	0	0/0	0/0	0	1	2
A. Speed	0	0	0	0/0	0/0	0	1	2
COLTS	19	18	5	35/36	33/41	1	1	396
OPPONENTS	22	21	1	39/42	36/41	1	1	415

2-Point: Conversions: Team 4/5, Opponents 0/1

FGS	1-19	20-29	30-39	40-49	50+	Tot.
Gay	0/0	9/9	9/10	7/9	8/13	33/41
COLTS	0/0	9/9	9/10	7/9	8/13	33/41
OPPONENTS	0/0	9/9	8/9	10/12	9/11	36/41

Gay:	()	(42)	(31, 54, 53, 53)	(47)
	(43, 35, 28)	(28, 56)	(60, 27)	(20,
	(42, 26, 57)	(57, 51)	(46, 58, 36),	
	(23, 46, 23, 28)	(38)	(56, 29, 31, 43,	
	(42, 33)	(38, 33, 45)	(38, 52, 37, 35)	

OPP:	(45)	(29, 36, 51)	(50, 61)	(40, 54, 46,
	51, 48)	(27, 53, 34)	(48, 49, 51)	(44,
	54, 54, 58)	(27)	(35, 49)	(37, 35, 24,
	(21, 24)	(24, 46)	(32, 35)	(1)
	(23, 47,	41, 35, 25)	(40, 33)	(51)

RUSHING	NO.	YDS.	AVG.	LG	TD
Moss	183	794	4.3	56t	5
Taylor	169	741	4.4	49t	7
Sermon	35	160	4.6	27	0
Sermon	35	160	4.6	27	0
Richardson	25	136	5.4	23	4
Minshew II	34	100	2.9	23	3
Goodson	13	87	6.7	31	0
Jackson	13	14	1.1	7	0
McKenzie	3	14	4.7	7	0
Funk	2	10	5.0	7	0
Granson	1	2	2.0	2	0
Hull	1	1	1.0	1	0
COLTS	479	2059	4.3	56t	19
OPPONENTS	518	2105	4.1	69t	22

RECEIVING	NO.	YDS.	AVG.	LG	TD
Pittman Jr.	109	1152	10.6	75t	4
Downs	68	771	11.3	58t	2
Pierce	32	514	16.1	58t	2
Granson	30	368	12.3	46	1
Moss	27	192	7.1	26	2
Taylor	19	153	8.1	40	1
Mallory	18	207	11.5	43	0
Alie-Cox	13	161	12.4	35t	3
McKenzie	11	82	7.5	30	0
Ogletree	9	147	16.3	33t	2

Goodson	6	34	5.7	15	0
Jackson	5	14	2.8	8	0
Montgomery	3	56	18.7	34	1
Sermon	3	13	4.3	7	0
Sermon	3	13	4.3	7	0
Funk	1	12	12.0	12	0
Hull	1	6	6.0	6	0
COLTS	355	3882	10.9	75t	18
OPPONENTS	370	4157	11.2	75t	21

INTERCEPTIONS	NO.	YDS.	AVG.	LG	TD
Blackmon	4	39	9.8	25	0
Moore II	3	115	38.3	66t	2
Harrison	2	45	22.5	36t	1
Thomas II	2	5	2.5	5	0
Brown	1	34	34.0	34	0
Cross	1	18	18.0	18	0
Brents	1	0	0.0	0	0
Olubi	1	0	0.0	0	0
COLTS	15	256	17.1	66t	3
OPPONENTS	10	101	10.1	27	0

PUNTING	NO.	YDS.	AVG.	TB	IN20	LG	BLK.
Sanchez	68	3281	48.3	0	21	69	1
COLTS	69	3281	47.6	0	21	69	1
OPPONENTS	73	3335	45.7	6	29	79	1

PUNT RETURNS	NO.	FC	YDS.	AVG.	LG	TD
McKenzie	23	16	204	8.9	32	0
Downs	6	6	63	10.5	14	0
COLTS	29	22	267	9.2	32	0
OPPONENTS	38	13	360	9.5	48	0

KICKOFF RETURNS	NO.	YDS.	AVG.	LG	TD
McKenzie	6	152	25.3	42	0
Downs	2	24	12.0	17	0
Flowers	1	19	19.0	19	0
Pittman Jr.	0	5	---	5	0
COLTS	9	200	22.2	42	0
OPPONENTS	15	391	26.1	53	0

USUAL STARTERS PRO BOWLERS IN BOLDFACE

OFFENSE	DEFENSE
WR Michael Pittman Jr.	DE Kwity Paye
LT Bernhard Raimann	DT DeForest Buckner
LG Quenton Nelson	NT Grover Stewart
C Ryan Kelly	DE Samson Ebukam
RG Will Fries	CB Jaylon Jenkins
RT Braden Smith	MLB Zaire Franklin
TE Mo Alie-Cox	WLB E.J. Speed
WR Josh Downs	CB Kenny Moore II
WR Alec Pierce	FS Rodney Thomas II
QB Gardner Minshew II	SS Julian Blackmon
RB Jonathan Taylor	CB JuJu Brents

PASSING	ATT.	COMP.	YDS.	PCT.	AVG./ATT.	TD	TD%	INT.	INT.%	LG	SACKED	RATING
Minshew II	490	305	3305	62.2	6.74	15	3.1	9	1.8	75t	34/187	84.6
Richardson	84	50	577	59.5	6.87	3	3.6	1	1.2	39t	7/29	87.3
COLTS	574	355	3882	61.8	6.76	18	3.1	10	1.7	75t	41/216	85.0
OPPONENTS	568	370	4157	65.1	7.32	21	3.7	15	2.6	75t	51/315	88.2



2023 DEFENSIVE STATS

2023 REGULAR SEASON INDIANAPOLIS COLTS DEFENSIVE STATS (THROUGH WEEK 18)

POS.	PLAYER	TKL.	AST.	COMB	SACKS	SACKS/YDS.	TFL	QBH	INT./YDS.	PD	FF	FR
MLB	Z. Franklin	107	72	179	1.5	1.5/7.5	3	3	0/0	6	2	0
WLB	E. Speed	76	24	100	1.0	1.0/9.0	12	2	0/0	4	3	0
CB	K. Moore II	68	25	93	1.5	1.5/13.0	8	2	3/115	6	0	0
SS	J. Blackmon	65	23	88	0.0	0.0/0.0	5	1	4/39	8	0	2
DT	D. Buckner	45	36	81	8.0	8.0/48.0	11	21	0/0	7	2	1
WLB	S. Leonard	34	31	65	0.0	0.0/0.0	2	0	0/0	0	0	0
DE	S. Ebukam	39	18	57	9.5	9.5/66.5	10	17	0/0	1	3	0
DE	K. Paye	31	21	52	8.5	8.5/40.0	8	9	0/0	0	2	2
CB	J. Jones	32	11	43	0.0	0.0/0.0	1	0	0/0	5	0	0
CB	J. Brents	30	12	42	0.0	0.0/0.0	0	0	1/0	6	1	1
NT	G. Stewart	23	18	41	0.5	0.5/2.0	5	8	0/0	0	0	0
DE	D. Oddeyingbo	22	16	38	8.0	8.0/53.0	9	17	0/0	2	2	2
FS	R. Thomas II	30	4	34	0.0	0.0/0.0	0	0	2/5	4	0	0
CB	D. Baker Jr.	27	7	34	0.0	0.0/0.0	0	0	0/0	7	0	0
FS	N. Cross	16	14	30	0.0	0.0/0.0	1	0	1/18	2	0	0
DE	T. Lewis	18	7	25	4.0	4.0/28.5	9	13	0/0	3	0	0
NT	T. Bryan	12	10	22	2.0	2.0/9.0	4	1	0/0	0	1	0
SS	R. Harrison Jr.	11	8	19	1.0	1.0/10.0	1	1	2/45	2	0	0
LB	S. Olubi	13	4	17	0.0	0.0/0.0	0	0	1/0	1	0	1
CB/KR/PR	D. Flowers	11	4	15	0.0	0.0/0.0	1	0	0/0	3	0	0
NT	E. Johnson II	6	9	15	1.0	1.0/5.0	1	3	0/0	0	0	0
NCB	T. Brown	5	2	7	0.0	0.0/0.0	0	0	1/34	1	1	0
DE	J. Martin	5	2	7	2.0	2.0/11.0	1	3	0/0	0	0	0
DE	I. Land	2	4	6	1.0	1.0/0.0	0	1	0/0	0	0	0
DT	A. Adebawore	3	1	4	1.5	1.5/12.5	1	4	0/0	0	0	0
NCB	C. Lammons	2	2	4	0.0	0.0/0.0	0	0	0/0	1	0	0
SAM	C. McGrone	2	1	3	0.0	0.0/0.0	0	0	0/0	0	0	0
SAM	G. Stuard	2	0	2	0.0	0.0/0.0	0	1	0/0	0	0	0
	M. Agim	0	2	2	0.0	0.0/0.0	0	1	0/0	0	0	0
CB	A. Speed	1	0	1	0.0	0.0/0.0	1	0	0/0	0	0	0
COLTS TOTALS		738	388	1,126	51.0	51.0/315.0	94	108	15/256	69	17	9
OPP. TOTALS		674	438	1,112	40.0	40.0/215.0	64	81	10/101	79	13	6

TKL=Tackle, Ast=Assist, Comb=Combined, TR=Tackle for a Loss, QBH=Quarterback Hits, Int=Interception, PD=Pass Defense, FF=Forced Fumble, FR=Fumble Recovery

2023 COLTS SPECIAL TEAMS

POS.	PLAYER	THIS	ASST	TOTAL	FF	BL
FS	Denbow, Trevor	9	3	12	0	0
FS	Cross, Nick	8	1	9	0	1
LB	Olubi, Segun	7	2	9	0	0
TE	Ogletree, Drew	3	3	6	0	0
CB	Speed, Ameer	4	1	5	0	0
SAM	Stuard, Grant	4	1	5	0	0
TE	Granson, Kylan	3	1	4	0	0
NCB	Brown, Tony	3	0	3	0	0
LS	Rhodes, Luke	1	2	3	0	0
NCB	Lammons, Chris	2	0	2	0	0
WLB	Speed, E.J.	2	0	2	0	0
TE	Alie-Cox, Mo	0	2	2	0	0
DT	Adebawore, Adetomiwa	1	0	1	0	0
CB	Baker Jr., Darrell	1	0	1	0	0
PK	Gay, Matt	1	0	1	0	0
CB	Jones, Jaylon	1	0	1	0	0
CB	Brents, JuJu	0	1	1	0	0
SS	Harrison Jr., Ronnie	0	1	1	0	0
SAM	McGrone, Cameron	0	1	1	0	0
TOTALS		50	19	69	0	1

DEFENSIVE STATS BY RANK

SACKS		INTERCEPTIONS		TACKLES FOR LOSS		PASSES DEFENSED		QUARTERBACK HITS	
PLAYER	NO.	PLAYER	NO.	PLAYER	NO.	PLAYER	NO.	PLAYER	NO.
S. Ebukam	9.5	J. Blackmon	4	E. Speed	12	J. Blackmon	8	D. Buckner	21
K. Paye	8.5	K. Moore II	3	D. Buckner	11	D. Baker Jr.	7	S. Ebukam	17
D. Buckner	8.0	R. Harrison Jr.	2	S. Ebukam	10	D. Buckner	7	D. Oddeyingbo	17
D. Oddeyingbo	8.0	R. Thomas II	2	T. Lewis	9	J. Brents	6	T. Lewis	13
T. Lewis	4.0	J. Brents	1	D. Oddeyingbo	9	Z. Franklin	6	K. Paye	9
T. Bryan	2.0	T. Brown	1	K. Moore II	8	K. Moore II	6	G. Stewart	8
J. Martin	2.0	N. Cross	1	K. Paye	8	J. Jones	5	A. Adebawore	4
A. Adebawore	1.5	S. Olubi	1	J. Blackmon	5	E. Speed	4	Z. Franklin	3
Z. Franklin	1.5			G. Stewart	5	R. Thomas II	4	E. Johnson II	3
K. Moore II	1.5			T. Bryan	4	D. Flowers	3	J. Martin	3
R. Harrison Jr.	1.0			Z. Franklin	3	T. Lewis	3	K. Moore II	2
E. Johnson II	1.0			S. Leonard	2	N. Cross	2	E. Speed	2
I. Land	1.0			A. Adebawore	1	R. Harrison Jr.	2	M. Agim	1
E. Speed	1.0			N. Cross	1	D. Oddeyingbo	2	J. Blackmon	1
G. Stewart	0.5			D. Flowers	1	T. Bryan	1	T. Bryan	1
				R. Harrison Jr.	1	R. Harrison Jr.	1	R. Harrison Jr.	1
				E. Johnson II	1	C. Lammons	1	I. Land	1
				J. Jones	1	S. Olubi	1	G. Stuard	1
				J. Martin	1				
				A. Speed	1				



2023 GAME SUMMARIES



Jacksonville Jaguars 7
Indianapolis Colts 0

WEEK 1

Jacksonville Jaguars 31, Indianapolis Colts 21
65,749 U Lucas Oil Stadium U Sep 10, 2023



21

..... 7 7 3 14 — 31
..... 0 7 14 0 — 21

SCORING DRIVES

TEAM	QTR	TIME	SCORING PLAY	JAX	IND
Jaguars	1	05:18	C.Ridley 9 yd. pass from T.Lawrence (B.McManus kick) (9-61, 5:07)	7	0
Colts	2	14:57	A.Richardson 2 yd. run (M.Gay kick) (11-75, 5:21)	7	7
Jaguars	2	04:56	Z.Jones 18 yd. pass from T.Lawrence (B.McManus kick) (7-57, 3:55)	14	7
Colts	3	11:25	M.Pittman 39 yd. pass from A.Richardson (M.Gay kick) (6-63, 2:35)	14	14
Jaguars	3	09:31	B.McManus 45 yd. Field Goal (8-48, 2:54)	17	14
Colts	3	02:27	D.Buckner 26 yd. fumble return (M.Gay kick)	17	21
Jaguars	4	05:14	T.Bigsby 1 yd. run (B.McManus kick) (10-46, 5:32)	24	21
Jaguars	4	04:08	T.Etienne 26 yd. run (B.McManus kick) (3-44, 0:52)	31	21

JACKSONVILLE JAGUARS

PASSING	ATT	CP	YDS	SK/YD	TD	LG	INT	RTG
Trevor Lawrence	32	24	241	2/4	2	29	1	103.8
TOTAL	32	24	241	2/4	2	29	1	103.8

RUSHING	ATT	YDS	AVG	LG	TD
Travis Etienne Jr.	18	77	4.3	26	1
Trevor Lawrence	7	21	3.0	11	0
Tank Bigsby	7	13	1.9	4	1
Jamal Agnew	2	-2	-1.0	0	0
D'Ernest Johnson	1	-4	-4.0	-4	0
TOTAL	35	105	3.0	26	2

RECEIVING	NO	YDS	AVG	LG	TD
Calvin Ridley	8	101	12.6	29	1
Zay Jones	5	55	11.0	18	1
Evan Engram	5	49	9.8	26	0
Travis Etienne Jr.	5	27	5.4	10	0
Christian Kirk	1	9	9.0	9	0
TOTAL	24	241	10.0	29	2

TOP DEFENSE	TOT	SOLO	AST	SCK	YDS	INT
Foyesade Oluokun	13	8	5	0.0	0.0	0
Andre Cisco	10	7	3	0.0	0.0	0
Josh Hines-Allen	10	7	3	3.0	3.0	0

FIELD GOALS	FGM/FGA	PERCENT	RESULTS
Brandon McManus	1-1	100.0	45G
TOTAL	1-1	100.0	

INDIANAPOLIS COLTS

PASSING	ATT	CP	YDS	SK/YD	TD	LG	INT	RTG
Anthony Richardson	37	24	223	4/8	1	39	1	79.0
Gardner Minshew II	2	0	0	0/0	0	0	0	39.6
TOTAL	39	24	223	4/8	1	39	1	75.1

RUSHING	ATT	YDS	AVG	LG	TD
Anthony Richardson	10	40	4.0	12	1
Deon Jackson	13	14	1.1	7	0
Jake Jack	2	10	5.0	7	0
Evan Hull	1	1	1.0	1	0
TOTAL	26	65	2.5	12	1

RECEIVING	NO	YDS	AVG	LG	TD
Michael Pittman Jr.	8	97	12.1	39	1
Deon Jackson	5	14	2.8	8	0
Kylen Granson	4	39	9.8	14	0
Josh Downs	3	30	10.0	22	0
Drew Ogletree	1	20	20.0	20	0
Jake Funk	1	12	12.0	12	0
Evan Hull	1	6	6.0	6	0
Alec Pierce	1	5	5.0	5	0
TOTAL	24	223	9.3	39	1

TOP DEFENSE	TOT	SOLO	AST	SCK	YDS	INT
Zaire Franklin	17	10	7	0.0	0.0	0
Shaquille Leonard	8	3	5	0.0	0.0	0
DeForest Buckner	7	4	3	1.0	1.0	0

FIELD GOALS	FGM/FGA	PERCENT	RESULTS
	No Field Goals		

The Colts fell to the Jacksonville Jaguars, 31-21, in the 2023 season opener in front of 65,749 fans at Lucas Oil Stadium. Jacksonville took a 7-0 lead in the first quarter on Calvin Ridley's nine-yard touchdown catch. Indianapolis then responded with Anthony Richardson's two-yard touchdown run to tie the game. The Jaguars added their second score on a Zay Jones 18-yard touchdown in the second quarter to take a 14-7 halftime advantage. On the Colts opening drive of the second half, Richardson threw his first NFL touchdown to Michael Pittman Jr. on a 39-yard catch at run. Following a Jacksonville field goal, defensive tackle DeForest Buckner sacked Trevor Lawrence while forcing a fumble and ultimately, he recovered the ball for a 26-yard touchdown to give Indianapolis a 21-17 advantage. The Jaguars responded with a one-yard touchdown run at the 5:14 mark in the fourth quarter and a Travis Etienne 26-yard rushing touchdown following a Richardson interception put the game away. In his first NFL start, Richardson completed 24-of-37 passes for 223 yards, one touchdown and one interception for a 79.0 passer rating. Pittman led the team in receiving with eight catches for 97 yards. Defensively, Zaire Franklin compiled 18 tackles, the fourth most in a single game in Colts history while Buckner totaled seven stops, 1.0 sack, one forced fumble, and one fumble recovery for a touchdown.

TEAM STATISTICS

	JAGUARS	COLTS
First Downs	20	18
3rd-Down Eff. (Made/Att/Pct)	3/12/25%	2/12/17%
4th-Down Eff. (Made/Att/Pct)	1/3/33%	1/5/20%
Total Net Yards	342	280
Total Plays	69	69
Yards Per Play	5.0	4.1
Rushes/Net Yards	35/105	26/65
Net Passing	237	215
Pass Attempts/Completions	32/24	39/24
Had Intercepted	1	1
Sacked/Yards Lost	2/4	4/8
Punts/Average	5/44.6	5/41.6
Penalties/Yards	4/45	4/35
Fumbles/Lost	3/1	2/2
Possession Time	33:37	26:23



2023 GAME SUMMARIES



31

WEEK 2

Indianapolis Colts 31, Houston Texans 20

71,159 U NRG Stadium U Sep 17, 2023



20

Indianapolis Colts	14	14	3	0	—	31
Houston Texans	7	3	0	10	—	20

SCORING DRIVES

TEAM	QTR	TIME	SCORING PLAY	IND	HOU
Colts	1	10:44	A.Richardson 18 yd. run (M.Gay kick) (10-75, 4:16)	7	0
Colts	1	09:13	A.Richardson 15 yd. run (M.Gay kick) (1-15, 0:05)	14	0
Texans	1	03:14	N.Collins 8 yd. pass from C.Stroud (K.Fairbairn kick) (13-68, 5:59)	14	7
Colts	2	09:43	Z.Moss 11 yd. run (M.Gay kick) (8-76, 3:02)	21	7
Texans	2	04:25	K.Fairbairn 29 yd. Field Goal (9-84, 5:18)	21	10
Colts	2	00:10	K.Granson 4 yd. pass from G.Minshew (M.Gay kick) (14-75, 4:15)	28	10
Colts	3	05:50	M.Gay 42 yd. Field Goal (9-56, 3:18)	31	10
Texans	4	13:24	K.Fairbairn 36 yd. Field Goal (13-57, 7:26)	31	13
Texans	4	09:48	N.Dell 23 yd. pass from C.Stroud (K.Fairbairn kick) (5-67, 1:41)	31	20

INDIANAPOLIS COLTS

PASSING	ATT	CP	YDS	SK/YD	TD	LG	INT	RTG
Gardner Minshew II	23	19	171	0/0	1	43	0	112.1
Anthony Richardson	10	6	56	0/0	0	15	0	75.4
TOTAL	33	25	227	0/0	1	43	0	104.0

RUSHING	ATT	YDS	AVG	LG	TD
Zack Moss	18	88	4.9	11t	1
Anthony Richardson	3	35	11.7	18t	2
Gardner Minshew II	2	3	1.5	2	0
TOTAL	23	126	5.5	18T	3

RECEIVING	NO	YDS	AVG	LG	TD
Michael Pittman Jr.	8	56	7.0	12	0
Josh Downs	4	37	9.3	12	0
Zack Moss	4	19	4.8	7	0
Kylen Granson	3	16	5.3	11	1
Will Mallory	2	49	24.5	43	0
Alec Pierce	2	28	14.0	20	0
Mo Alie-Cox	1	15	15.0	15	0
Isiah McKenzie	1	7	7.0	7	0
TOTAL	25	227	9.1	43	1

TOP DEFENSE	TOT	SOLO	AST	SCK	YDS	INT
Zaire Franklin	13	8	5	0.0	0.0	0
Julian Blackmon	10	7	3	0.0	0.0	0
E.J. Speed	6	6	0	1.0	9.0	0

FIELD GOALS	FGM/FGA	PERCENT	RESULTS
Matt Gay	1-1	100.0	42G
TOTAL	1-1	100.0	

HOUSTON TEXANS

PASSING	ATT	CP	YDS	SK/YD	TD	LG	INT	RTG
C.J. Stroud	47	30	384	6/47	2	32	0	103.5
TOTAL	47	30	384	6/47	2	32	0	103.5

RUSHING	ATT	YDS	AVG	LG	TD
Dameon Pierce	15	31	2.1	10	0
Devin Singletary	4	14	3.5	5	0
Dare Ogunbowale	2	4	2.0	2	0
Andrew Beck	2	2	1.0	2	0
C.J. Stroud	3	1	0.3	2	0
TOTAL	26	52	2.0	10	0

RECEIVING	NO	YDS	AVG	LG	TD
Nico Collins	7	146	20.9	32	1
Tank Dell	7	72	10.3	29t	1
Robert Woods	6	74	12.3	25	0
Dalton Schultz	4	34	8.5	14	0
Brevin Jordan	2	27	13.5	16	0
Dameon Pierce	2	4	2.0	9	0
John Metchile III	1	17	17.0	17	0
Devin Singletary	1	10	10.0	10	0
TOTAL	30	384	12.8	32	2

TOP DEFENSE	TOT	SOLO	AST	SCK	YDS	INT
M.J. Stewart	10	6	4	0.0	0.0	0
Denzel Perryman	7	5	2	0.0	0.0	0
Henry To'o To'o	7	4	3	0.0	0.0	0

FIELD GOALS	FGM/FGA	PERCENT	RESULTS
Ka'imi Fairbairn	2-3	66.7	29G, 36G, 51WL
TOTAL	2-3	66.0	

The Colts earned their first win of the season with a 31-20 victory against the Houston Texans at NRG Stadium. Indianapolis took a 14-0 lead on back-to-back rushing touchdowns from quarterback Anthony Richardson (18 yards and 15 yards) prior to his departure from the game with a concussion. Houston found the end zone at the end of the first quarter before Zack Moss logged an 11-yard rushing touchdown at the 9:43 mark of the second quarter. The Texans notched a field goal on their next drive, however Minshew increased Indy's lead at halftime to 28-10 following a four-yard touchdown reception to Kylen Granson. Matt Gay tallied his first field goal in a Colts uniform for the only scoring in the third quarter. Houston then added a touchdown and a field goal in the final stanza, but their comeback fell short. Richardson started under center and completed 6-of-10 passes for 56 yards and two rushing touchdowns. Minshew finished the game having completed 19-of-23 passes for 171 yards and one touchdown for a 112.1 passer rating. Michael Pittman Jr. led the team in receiving with eight catches for 56 yards while Moss led the team in rushing with 18 carries for 88 yards and one score. Defensively, the Colts finished with 6.0 sacks from six different players while Zaire Franklin led the team in tackles for the second consecutive week with 13.

TEAM STATISTICS

	COLTS	TEXANS
First Downs	19	24
3rd-Down Eff. (Made/Att/Pct)	6/12/50%	9/19/47%
4th-Down Eff. (Made/Att/Pct)	0/0/0%	2/2/100%
Total Net Yards	353	389
Total Plays	56	79
Yards Per Play	6.3	4.9
Rushes/Net Yards	23/126	26/52
Net Passing	227	337
Pass Attempts/Completions	33/25	47/30
Had Intercepted	0	0
Sacked/Yards Lost	0/0	6/47
Punts/Average	5/44.0	3/42.3
Penalties/Yards	8/42	3/20
Fumbles/Lost	1/0	3/1
Possession Time	25:02	34:58



2023 GAME SUMMARIES



22

WEEK 3

Indianapolis Colts 22, Baltimore Ravens 19 (OT)
70,038 U M&T Bank Stadium U Sep 24, 2023



19

Indianapolis Colts	0	10	3	6	3	—	22
Baltimore Ravens	7	0	7	5	0	—	19

SCORING DRIVES

TEAM	QTR	TIME	SCORING PLAY	IND	BAL
Ravens	1	06:35	L.Jackson 8 yd. run (J.Tucker kick) (12-80, 6:31)	0	7
Colts	2	06:07	Z.Moss 17 yd. pass from G.Minshew (M.Gay kick) (9-73, 4:29)	7	7
Colts	2	03:26	M.Gay 31 yd. Field Goal (7-7, 2:32)	10	7
Colts	3	08:33	M.Gay 54 yd. Field Goal (6-19, 2:21)	13	7
Ravens	3	01:13	L.Jackson 10 yd. run (J.Tucker kick) (10-81, 5:16)	13	14
Colts	4	11:22	M.Gay 53 yd. Field Goal (8-40, 3:51)	16	14
Ravens	4	07:33	J.Tucker 50 yd. Field Goal (6-43, 3:49)	16	17
Ravens	4	02:03	M.Gay 53 yd. Field Goal (6-28, 0:44)	16	19
Colts	4	00:57	M.Gay 53 yd. Field Goal (6-28, 0:44)	19	19
Colts	OT	01:09	M.Gay 53 yd. Field Goal (5-18, 2:12)	22	19

INDIANAPOLIS COLTS

PASSING	ATT	CP	YDS	SK/YD	TD	LG	INT	RTG
Gardner Minshew II	44	27	227	5/39	1	34	0	82.3
TOTAL	44	27	227	5/39	1	34	0	82.3

RUSHING	ATT	YDS	AVG	LG	TD
Zack Moss	30	122	4.1	24	0
Trey Sermon	5	17	3.4	5	0
TOTAL	35	139	4.0	24	0

RECEIVING	NO	YDS	AVG	LG	TD
Michael Pittman Jr.	9	77	8.6	34	0
Alec Pierce	8	57	7.1	12	0
Alec Pierce	3	43	14.3	23	0
Zack Moss	2	23	11.5	17	1
Kylen Granson	2	9	4.5	7	0
Draw Oglethorpe	1	11	11.0	11	0
Trey Sermon	1	4	4.0	4	0
Isaiah McKenzie	1	2	3.0	3	0
TOTAL	27	227	8.4	34	1

TOP DEFENSE	TOT	SOLO	AST	SCK	YDS	INT
Zaire Franklin	15	11	4	1.0	4.0	0
Julian Blackmon	12	6	6	0.0	0.0	0
Shaquille Leonard	6	2	4	0.0	0.0	0

FIELD GOALS	FGM/FGA	PERCENT	RESULTS
Matt Gay	5-5	100.0	31G, 54G, 53G, 53G, 53G
TOTAL	5-5	100.0	

BALTIMORE RAVENS

PASSING	ATT	CP	YDS	SK/YD	TD	LG	INT	RTG
Lamar Jackson	31	22	202	4/24	0	24	0	88.4
TOTAL	31	22	202	4/24	0	24	0	88.4

RUSHING	ATT	YDS	AVG	LG	TD
Lamar Jackson	14	101	7.2	16	2
Gus Edwards	11	51	4.6	14	0
Melvin Gordon III	10	32	3.2	15	0
Zay Flowers	1	2	2.0	2	0
Kenyan Drake	1	0	0.0	0	0
TOTAL	37	186	5.0	16	2

RECEIVING	NO	YDS	AVG	LG	TD
Zay Flowers	8	48	6.0	8	0
Nelson Agholor	4	39	9.8	18	0
Mark Andrews	4	35	8.8	20	0
Kenyan Drake	2	31	15.5	24	0
Melvin Gordon III	2	23	11.5	12	0
Isaiah Likely	1	20	20.0	20	0
Rashod Bateman	1	6	6.0	6	0
TOTAL	22	202	9.2	24	0

TOP DEFENSE	TOT	SOLO	AST	SCK	YDS	INT
Patrick Queen	12	7	5	0.0	0.0	0
Roquan Smith	12	4	8	0.5	1.0	0
Brandon Stephens	11	8	3	0.0	0.0	0

FIELD GOALS	FGM/FGA	PERCENT	RESULTS
Justin Tucker	1-2	50.0	50G, 61SH
TOTAL	1-2	50.0	

TEAM STATISTICS

	COLTS	RAVENS
First Downs	19	20
3rd-Down Eff. (Made/Att/Pct)	8/22/36%	6/16/38%
4th-Down Eff. (Made/Att/Pct)	0/1/0%	0/1/0%
Total Net Yards	327	364
Total Plays	84	72
Yards Per Play	3.9	5.1
Rushes/Net Yards	35/139	37/186
Net Passing	188	178
Pass Attempts/Completions	44/27	31/22
Had Intercepted	0	0
Sacked/Yards Lost	5/39	4/24
Punts/Average	7/46.4	7/47.0
Penalties/Yards	6/31	1/5
Fumbles/Lost	1/0	4/2
Possession Time	36:33	32:18

The Colts won an overtime thriller and improved to 2-1 after defeating the Baltimore Ravens, 22-19, at M&T Bank Stadium. Indianapolis kicker Matt Gay became the first player in NFL history to make four field goals of 50-plus yards (54, 53, 53, 53) in the same game, including the overtime winner from 53 yards. The Ravens took a 7-0 lead in the first quarter on Lamar Jackson's eight-yard touchdown run. The Colts responded with Zack Moss's 17-yard touchdown reception from Gardner Minshew followed by a 31-yard field goal from Gay to give Indy a 10-7 halftime advantage. Gay tallied a 54-yard field goal in the third quarter before the Ravens regained the lead on Jackson's 10-yard touchdown run. Both teams traded field goals before Minshew took at safety at the 2:03 mark of the fourth quarter. After the Indy defense made a stop, the Colts drove 28 yards to set up Gay's 53-yard game-tying field goal. On the team's third possession of the extra period, Minshew and Moss moved the ball 18 yards to set up Gay's overtime winner. Minshew completed 27-of-44 passes for 227 yards and one touchdown for an 82.3 passer rating. Moss led the team in rushing with 30 carries for 122 yards and one receiving touchdown while Michael Pittman Jr. paced all receivers with nine catches for 77 yards. Defensively, Zaire Franklin led the team with 15 tackles (11 solo), 1.0 sack, and 1.0 tackle for loss. Defensive end Kwity Paye finished with three tackles, 1.0 sack, 1.0 tackle for loss and one fumble recovery.



2023 GAME SUMMARIES



29

WEEK 4

Los Angeles Rams 29, Indianapolis Colts 23 (OT)
65,337 U Lucas Oil Stadium U Oct 1, 2023



23

Los Angeles Rams	14	6	3	0	6	—	29
Indianapolis Colts	0	0	8	15	0	—	23

SCORING DRIVES

TEAM	QTR	TIME	SCORING PLAY	LAR	IND
Rams	1	11:35	K.Williams 3 yd. run (B.Maher kick) (9-75, 3:25) (8-75, 4:11) (8-75, 4:11)	7	0
Rams	1	03:40	K.Williams 3 yd. run (B.Maher kick) (10-94, 4:38)	14	0
Rams	2	12:52	B.Maher 40 yd. Field Goal (7-38, 4:40)	17	0
Rams	2	05:48	B.Maher 54 yd. Field Goal (10-50, 5:29)	20	0
Rams	3	07:17	B.Maher 51 yd. Field Goal (9-38, 5:25)	23	0
Colts	3	05:26	M.Alie-Cox 35 yd. pass from A.Richardson (A.Richardson-Z.Moss pass) (4-75, 1:51)	23	8
Colts	4	11:45	A.Richardson 1 yd. run (M.Gay kick) (6-62, 2:31)	23	15
Colts	4	01:56	A.Ogletree 5 yd. pass from A.Richardson (A.Richardson-M.Pittman pass) (13-83, 5:33)	23	23
Rams	OT	05:49	P.Nacua 22 yd. pass from M.Stafford	29	23

LOS ANGELES RAMS

PASSING	ATT	CP	YDS	SK/YD	TD	LG	INT	RTG
Matthew Stafford	40	27	319	2/16	1	33	1	89.5
TOTAL	40	27	319	2/16	1	33	1	89.5

RUSHING	ATT	YDS	AVG	LG	TD
Kyren Williams	25	103	4.1	20	2
Ronnie Rivers	9	47	5.2	9	0
Matthew Stafford	2	14	7.0	8	0
TOTAL	36	164	4.6	20	2

RECEIVING	NO	YDS	AVG	LG	TD
Puka Nacua	9	163	18.1	32	1
Tyler Higbee	5	64	12.8	33	0
Tutu Atwell	5	24	4.8	11	0
Kyren Williams	3	24	8.0	13	0
Van Jefferson	2	29	14.5	16	0
Ronnie Rivers	2	10	5.0	10	0
Brycen Hopkins	1	5	5.0	5	0
TOTAL	27	319	11.8	33	1

TOP DEFENSE	TOT	SOLO	AST	SCK	YDS	INT
Ernest Jones IV	10	4	6	1.0	3.0	0
Bobby Brown III	6	2	4	0.0	0.0	0
Christian Rozeboom	5	5	0	0.0	0.0	0

FIELD GOALS	FGM/FGA	PERCENT	RESULTS
Brett Maher	3-5	60.0	40G, 54G, 46WL, 51G, 48WL
TOTAL	3-5	60.0	

INDIANAPOLIS COLTS

PASSING	ATT	CP	YDS	SK/YD	TD	LG	INT	RTG
Anthony Richardson	25	11	200	2/4	2	38	0	98.8
TOTAL	25	11	200	2/4	2	38	0	98.8

RUSHING	ATT	YDS	AVG	LG	TD
Zack Moss	18	70	3.9	20	0
Anthony Richardson	10	56	5.6	23	1
Trey Sermon	3	7	2.3	4	0
TOTAL	31	133	4.3	23	1

RECEIVING	NO	YDS	AVG	LG	TD
Drew Ogletree	3	48	16.0	22	1
Josh Downs	2	34	17.0	30	0
Kylen Granson	2	24	12.0	17	0
Alec Pierce	1	38	38.0	38	0
Mo Alie-Cox	1	35	35.0	35t	1
Michael Pittman Jr.	1	15	15.0	15	0
Isaiiah McKenzie	1	6	6.0	6	0
TOTAL	11	200	18.2	38	2

TOP DEFENSE	TOT	SOLO	AST	SCK	YDS	INT
Zaire Franklin	12	7	5	0.5	3.5	0
JuJu Brents	9	8	1	0.0	0.0	0
Julian Blackmon	9	7	2	0.0	0.0	0

FIELD GOALS	FGM/FGA	PERCENT	RESULTS
Matt Gay	0-1	0.0	47WR
TOTAL	0-1	0.0	

TEAM STATISTICS

	RAMS	COLTS
First Downs	27	19
3rd-Down Eff. (Made/Att/Pct)	6/15/40%	3/10/30%
4th-Down Eff. (Made/Att/Pct)	1/1/100%	1/2/50%
Total Net Yards	467	329
Total Plays	78	58
Yards Per Play	6.0	5.7
Rushes/Net Yards	36/164	31/133
Net Passing	303	196
Pass Attempts/Completions	40/27	25/11
Had Intercepted	1	0
Sacked/Yards Lost	2/16	2/4
Punts/Average	3/41.0	4/49.3
Penalties/Yards	8/65	8/80
Fumbles/Lost	1/0	2/1
Possession Time	38:46	24:25

The Colts fell to the Los Angeles Rams in overtime, 29-23, in a Week 4 meeting at Lucas Oil Stadium. The Rams took a 20-0 lead at halftime following two Kyren Williams rushing touchdowns and two Brett Maher field goals. Maher split the uprights again from 51 yards on Los Angeles's first possession of the third quarter giving the Rams a 23-0 advantage. Indianapolis responded with three touchdowns in their next four possessions. Mo Alie-Cox put the Colts on the board with a 35-yard touchdown reception. Anthony Richardson posted a one-yard rushing touchdown followed by a five-yard touchdown from Drew Ogletree with 1:56 remaining in the fourth quarter. Richardson threw for two-point conversions on two of the three touchdowns. Los Angeles won the toss in overtime and drove 75 yards in eight plays as Matthew Stafford found Puka Nacua for the game-winning 22-yard touchdown reception. Richardson completed 11-of-25 passes for 200 yards and two touchdowns for a 98.8 passer rating. Zack Moss led the team in rushing with 18 carries for 70 yards and Drew Ogletree led Indy with three receptions for 48 yards and one touchdown. Defensively, Zaire Franklin tallied his fourth consecutive game with 10-plus tackles (12) in addition to half of a sack.



2023 GAME SUMMARIES



16

WEEK 5

Tennessee Titans 16, Indianapolis Colts 23
65,287 U Lucas Oil Stadium U Oct 8, 2023



23

Tennessee Titans	3	3	10	0	—	16
Indianapolis Colts	7	3	7	6	—	23

SCORING DRIVES

TEAM	QTR	TIME	SCORING PLAY	TEN	IND
Titans	1	03:13	N.Folk 27 yd. Field Goal (16-75, 8:31)	3	0
Colts	1	00:41	Z.Moss 56 yd. run (M.Gay kick) (5-75, 2:32)	3	7
Colts	2	09:32	M.Gay 43 yd. Field Goal (10-40, 5:06)	3	10
Titans	2	04:39	N.Folk 53 yd. Field Goal (10-48, 4:53)	6	10
Titans	3	12:49	T.Spears 19 yd. run (N.Folk kick) (4-75, 2:12)	13	10
Colts	3	08:00	Z.Moss 3 yd. run (M.Gay kick) (9-75, 4:48)	13	17
Titans	3	02:02	N.Folk 34 yd. Field Goal (11-59, 5:59)	16	17
Colts	4	13:22	M.Gay 35 yd. Field Goal (7-58, 3:40)	16	20
Colts	4	01:00	M.Gay 28 yd. Field Goal (14-84, 7:03)	16	23

TENNESSEE TITANS

PASSING	ATT	CP	YDS	SK/YD	TD	LG	INT	RTG
Ryan Tannehill	34	23	264	1/5	0	36	1	78.6
Derrick Henry	1	0	0	0/0	0	0	0	39.6
TOTAL	35	23	264	1/5	0	36	1	76.4

RUSHING	ATT	YDS	AVG	LG	TD
Derrick Henry	13	43	3.3	8	0
Tyjae Spears	7	34	4.9	19t	1
Ryan Tannehill	2	12	6.0	13	0
TOTAL	22	89	4.0	19T	1

RECEIVING	NO	YDS	AVG	LG	TD
DeAndre Hopkins	8	140	17.5	36	0
Ching Okonkwo	5	33	6.6	11	0
Tyjae Spears	4	35	8.8	14	0
Derrick Henry	3	19	6.3	13	0
Trevon Wesco	1	21	21.0	21	0
Nick Westbrook-Ikhine	1	9	9.0	9	0
Josh Whyte	1	7	7.0	7	0
TOTAL	23	264	11.5	36	0

TOP DEFENSE	TOT	SOLO	AST	SCK	YDS	INT
Azeez Al-Shaair	15	7	8	0.0	0.0	0
Jack Gibbens	10	7	3	0.0	0.0	0
Kevin Byard	9	3	6	0.0	0.0	0

FIELD GOALS	FGM/FGA	PERCENT	RESULTS
Nick Folk	3-3	100.0	27G, 53G, 34G
TOTAL	3-3	100.0	

INDIANAPOLIS COLTS

PASSING	ATT	CP	YDS	SK/YD	TD	LG	INT	RTG
Gardner Minshew II	14	11	155	0/0	0	27	0	112.8
Anthony Richardson	12	9	98	1/17	0	38	0	98.6
TOTAL	26	20	253	1/17	0	38	0	106.7

RUSHING	ATT	YDS	AVG	LG	TD
Zack Moss	23	165	7.2	56t	2
Jonathan Taylor	6	18	3.0	5	0
Anthony Richardson	2	5	2.5	4	0
Isaiah McKenzie	1	4	4.0	4	0
Gardner Minshew II	2	1	0.5	2	0
TOTAL	34	193	5.7	56T	2

RECEIVING	NO	YDS	AVG	LG	TD
Josh Downs	6	97	16.2	39	0
Michael Pittman Jr.	5	52	10.4	27	0
Zack Moss	2	30	15.0	26	0
Drew Ogletree	2	16	8.0	13	0
Kylen Granson	2	15	7.5	9	0
Mo Alie-Cox	1	17	17.0	17	0
Jonathan Taylor	1	16	16.0	16	0
Alec Pierce	1	10	10.0	10	0
TOTAL	20	253	12.7	38	0

TOP DEFENSE	TOT	SOLO	AST	SCK	YDS	INT
Zaire Franklin	12	7	5	0.0	0.0	0
Kenny Moore II	9	7	2	0.0	0.0	0
E.J. Speed	6	2	4	0.0	0.0	0

FIELD GOALS	FGM/FGA	PERCENT	RESULTS
Matt Gay	3-3	100.0	43G, 35G, 28G
TOTAL	3-3	100.0	

TEAM STATISTICS

	TITANS	COLTS
First Downs	19	21
3rd-Down Eff. (Made/Att/Pct)	5/12/42%	8/13/62%
4th-Down Eff. (Made/Att/Pct)	1/2/50%	0/1/0%
Total Net Yards	348	429
Total Plays	58	61
Yards Per Play	6.0	7.0
Rushes/Net Yards	22/89	34/193
Net Passing	259	236
Pass Attempts/Completions	35/23	26/20
Had Intercepted	1	0
Sacked/Yards Lost	1/5	1/17
Punts/Average	1/43.0	1/50.0
Penalties/Yards	4/58	8/55
Fumbles/Lost	0/0	1/0
Possession Time	28:57	31:03

The Colts improved to 3-2 on the season following a 23-16 victory against the Tennessee Titans at Lucas Oil Stadium. It marks Indy's first win against Tennessee since Week 10 of 2020 and the team's first home win against the Titans since Week 11 of 2018. Following a Titans first quarter field goal, the Colts hit paydirt with Zack Moss's career-long 56-yard touchdown run. Both teams traded field goals in the second quarter as Indianapolis took a 10-6 lead at halftime. The Titans recorded their first touchdown of the game on their first possession of the second half when Tyjae Spears ran for a 19-yard score. Indianapolis responded with Moss's second touchdown of the game on the ensuing drive to regain a 17-13 advantage. Nick Folk hit a 34-yard field goal to bring Tennessee within one point however Matt Gay split the uprights on 35 and 28-yard field goals in the fourth quarter to seal the victory. Moss established a single-game career-high with 165 rushing yards and two touchdowns while rookie Josh Downs led Colts receivers with six catches for 97 yards. Defensively, Zaire Franklin finished with 12 tackles and one pass defended while Julian Blackmon totaled five tackles and one interception.



2023 GAME SUMMARIES



20

WEEK 6

Indianapolis Colts 20, Jacksonville Jaguars 37
64,851 EverBank Stadium Oct 15, 2023



37

Indianapolis Colts	3	3	0	14	—	20
Jacksonville Jaguars	0	21	10	6	—	37

SCORING DRIVES

TEAM	QTR	TIME	SCORING PLAY	IND	JAX
Colts	1	06:27	M.Gay 28 yd. Field Goal (16-65, 8:33)	3	0
Jaguars	2	14:17	T.Etienne 2 yd. run (B.McManus kick) (13-75, 7:10)	3	7
Jaguars	2	14:01	T.Etienne 22 yd. run (B.McManus kick) (1-22, 0:09)	3	14
Jaguars	2	01:40	C.Kirk 29 yd. pass from T.Lawrence (B.McManus kick) (9-65, 2:59)	3	21
Colts	2	00:06	M.Gay 56 yd. Field Goal (9-37, 1:34)	3	21
Jaguars	3	10:44	B.McManus 48 yd. Field Goal (4-9, 1:47)	6	24
Jaguars	3	03:51	B.Strange 10 yd. pass from T.Lawrence (B.McManus kick) (9-69, 4:42)	6	31
Colts	4	14:14	J.Downs 2 yd. pass from G.Minshew (M.Gay kick) (12-75, 4:37)	13	31
Colts	4	07:14	Z.Moss 3 yd. run (M.Gay kick) (4-72, 1:28)	20	31
Jaguars	4	04:50	B.McManus 49 yd. Field Goal (4-6, 2:24)	20	34
Jaguars	4	03:00	B.McManus 51 yd. Field Goal (4-14, 0:19)	20	37

INDIANAPOLIS COLTS

PASSING	ATT	CP	YDS	SK/YD	TD	LG	INT	RTG
Gardner Minshew II	55	33	329	3/19	1	45	3	60.3
TOTAL	55	33	329	3/19	1	45	3	60.3

RUSHING	ATT	YDS	AVG	LG	TD
Zack Moss	7	21	3.0	9	1
Jonathan Taylor	8	19	2.4	5	0
Gardner Minshew II	2	4	2.0	2	0
TOTAL	17	44	2.6	9	1

RECEIVING	NO	YDS	AVG	LG	TD
Michael Pittman Jr.	9	109	12.1	40	0
Zack Moss	6	38	6.3	16	0
Jonathan Taylor	5	46	9.2	40	0
Josh Downs	5	21	4.2	9	1
Kylen Granson	3	67	22.3	45	0
Alec Pierce	3	25	8.3	14	0
Isaiah McKenzie	2	23	11.5	12	0
TOTAL	33	329	10.0	45	1

TOP DEFENSE	TOT	SOLO	AST	SCK	YDS	INT
Zaire Franklin	8	6	2	0.0	0.0	0
JuJu Brents	7	5	2	0.0	0.0	1
Shaquille Leonard	7	5	2	0.0	0.0	0

FIELD GOALS	FGM/FGA	PERCENT	RESULTS
Matt Gay	2-2	100.0	28G, 56G
TOTAL	2-2	100.0	

JACKSONVILLE JAGUARS

PASSING	ATT	CP	YDS	SK/YD	TD	LG	INT	RTG
Trevor Lawrence	30	20	181	3/33	2	29t	1	91.1
TOTAL	30	20	181	3/33	2	29t	1	91.1

RUSHING	ATT	YDS	AVG	LG	TD
Travis Etienne Jr.	18	55	3.1	22t	2
D'Ernest Johnson	1	19	19.0	19	0
Trevor Lawrence	3	15	5.0	8	0
Tank Bigsby	3	2	0.7	3	0
C.J. Beathard	3	-2	-0.7	0	0
Calvin Ridley	1	-4	-4.0	-4	0
TOTAL	29	85	2.9	22t	2

RECEIVING	NO	YDS	AVG	LG	TD
Evan Engram	7	41	5.9	19	0
Calvin Ridley	4	30	7.5	10	0
Christian Kirk	3	49	16.3	29t	1
Travis Etienne Jr.	3	28	9.3	13	0
Brenton Strange	2	27	13.5	17	1
Tank Bigsby	1	6	6.0	6	0
TOTAL	20	181	9.1	29t	2

TOP DEFENSE	TOT	SOLO	AST	SCK	YDS	INT
Foyesade Oluokun	15	10	5	0.0	0.0	0
Devin Lloyd	9	7	2	0.0	0.0	0
Rayshawn Jenkins	8	3	5	0.0	0.0	1

FIELD GOALS	FGM/FGA	PERCENT	RESULTS
Brandon McManus	3-3	100.0	48G, 49G, 51G
TOTAL	3-3	100.0	

The Colts were defeated by the Jacksonville Jaguars, 37-20, at EverBank Stadium falling to 3-3 on the year. Indy took a 3-0 lead in the first quarter prior to Jacksonville scoring three consecutive touchdowns, two of which included scoring runs from Travis Etienne. Matt Gay connected on his second field goal of the game with six seconds remaining in the second quarter to cut the Jaguars lead to 21-6. Jacksonville added a field goal and a touchdown in the third quarter to take a 25-point lead. The Colts responded with a Josh Downs two-yard touchdown followed by a three-yard Zack Moss scoring run, but Indianapolis could not make up the difference. Gardner Minshew completed 33-of-55 passes for 329 yards, one touchdown, and four interceptions for a 60.3 passer rating. Michael Pittman Jr. led the team in receiving with nine catches for 109 yards while Moss led the team with 21 rushing yards. Defensively, Zaire Franklin led the team with eight tackles while rookie cornerback JuJu Brents totaled seven tackles and his first career interception.

TEAM STATISTICS

	COLTS	JAGUARS
First Downs	18	17
3rd-Down Eff. (Made/Att/Pct)	6/17/35%	4/14/29%
4th-Down Eff. (Made/Att/Pct)	3/6/50%	1/1/100%
Total Net Yards	354	233
Total Plays	75	62
Yards Per Play	4.7	3.8
Rushes/Net Yards	17/44	29/85
Net Passing	310	148
Pass Attempts/Completions	55/33	30/20
Had Intercepted	3	1
Sacked/Yards Lost	3/19	3/33
Punts/Average	3/47.7	4/50.8
Penalties/Yards	6/46	5/25
Fumbles/Lost	1/1	0/0
Possession Time	31:19	28:41



2023 GAME SUMMARIES



39

Cleveland Browns
Indianapolis Colts

WEEK 7

Cleveland Browns 39, Indianapolis Colts 38
65,552 Lucas Oil Stadium Oct 22, 2023



38

7 20 3 9 — 39
14 7 7 10 — 38

SCORING DRIVES

TEAM	QTR	TIME	SCORING PLAY	CLE	IND
Browns	1	14:03	J.Ford 69 yd. run (D.Hopkins kick) (3-77, 0:57)	7	0
Colts	1	11:38	J.Downes 59 yd. pass from G.Minshew (M.Gay kick) (6-75, 2:25)	7	6
Colts	1	04:28	G.Minshew 17 yd. run (M.Gay kick) (6-57, 2:25)	7	14
Browns	2	14:22	K.Hunt 2 yd. run (D.Hopkins kick) (5-36, 2:01)	14	14
Browns	2	08:38	D.Hopkins 44 yd. Field Goal (4-0, 1:31)	17	14
Colts	2	03:51	G.Minshew 4 yd. run (M.Gay kick) (8-75, 4:47)	17	21
Browns	2	01:42	T.Fields fumble recovery in end zone (D.Hopkins kick)	24	21
Browns	2	00:00	D.Hopkins 54 yd. Field Goal (7-34, 1:17)	27	21
Browns	3	09:23	D.Hopkins 54 yd. Field Goal (4-6, 0:53)	30	21
Colts	3	05:11	J.Taylor 5 yd. run (M.Gay kick) (8-75, 4:12)	30	28
Colts	4	14:09	M.Gay 27 yd. Field Goal (7-41, 3:09)	30	31
Browns	4	06:33	D.Hopkins 58 yd. Field Goal (6-17, 2:29)	33	31
Colts	4	05:38	M.Pittman 75 yd. pass from G.Minshew (M.Gay kick) (2-75, 0:55)	33	38
Browns	4	00:15	K.Hunt 1 yd. run (run failed) (12-80, 2:20)	39	38

CLEVELAND BROWNS

PASSING	ATT	CP	YDS	SK/YD	TD	LG	INT	RTG
P.J. Walker	32	15	178	2/17	0	30	1	51.3
Deshawn Watson	5	1	5	0/0	0	5	1	0.0
TOTAL	37	16	183	2/17	0	30	2	36.2

RUSHING	ATT	YDS	AVG	LG	TD
Jerome Ford	11	74	6.7	69t	1
Kareem Hunt	10	31	3.1	11	2
Pierre Strong Jr.	8	25	3.1	13	0
Marquise Goodwin	1	17	17.0	17	0
P.J. Walker	3	3	1.0	4	0
TOTAL	33	150	4.5	69T	3

RECEIVING	NO	YDS	AVG	LG	TD
David Njoku	5	54	10.8	26	0
Elijah Moore	4	59	14.8	30	0
Amari Cooper	2	22	11.0	13	0
Donovan Peoples-Jones	2	22	11.0	17	0
Jerome Ford	2	20	10.0	12	0
Marquise Goodwin	1	6	6.0	6	0
TOTAL	16	183	11.4	30	0

TOP DEFENSE	TOT	SOLO	AST	SCK	YDS	INT
Grant Delipit	10	7	3	0.0	0.0	0
Myles Garrett	9	7	2	2.0	12.0	0
Anthony Walker Jr.	8	2	6	0.0	0.0	0

FIELD GOALS	FGM/FGA	PERCENT	RESULTS
Dustin Hopkins	4-4	100.0	44G, 54G, 54G, 58G
TOTAL	4-4	100.0	

INDIANAPOLIS COLTS

PASSING	ATT	CP	YDS	SK/YD	TD	LG	INT	RTG
Gardner Minshew II	23	15	305	4/17	2	75t	1	119.4
TOTAL	23	15	305	4/17	2	75T	1	119.4

RUSHING	ATT	YDS	AVG	LG	TD
Jonathan Taylor	18	75	4.2	24	1
Zack Moss	18	57	3.2	21	0
Gardner Minshew II	3	29	9.7	17t	2
Isaiah McKenzie	1	7	7.0	7	0
TOTAL	40	168	4.2	24	3

RECEIVING	NO	YDS	AVG	LG	TD
Josh Downs	5	125	25.0	59t	1
Alec Pierce	3	53	17.7	32	0
Jonathan Taylor	3	45	15.0	20	0
Michael Pittman Jr.	2	83	41.5	75t	1
Zack Moss	1	5	5.0	5	0
Mo Alie-Cox	1	-6	-6.0	-6	0
TOTAL	15	305	20.3	75T	2

TOP DEFENSE	TOT	SOLO	AST	SCK	YDS	INT
Zaire Franklin	11	9	2	0.0	0.0	0
Kenny Moore II	10	7	3	1.5	13.0	0
Snaquille Leonard	7	3	4	0.0	0.0	0

FIELD GOALS	FGM/FGA	PERCENT	RESULTS
Matt Gay	1-2	50.0	60B, 27G
TOTAL	1-2	50.0	

Indianapolis fell to 3-4 after being defeated by the Cleveland Browns, 39-38, at Lucas Oil Stadium. Following a Browns touchdown on their opening offensive possession, the Colts responded with a Josh Downs 59-yard touchdown reception. Gardner Minshew tacked on his first of two rushing touchdowns with 4:28 remaining in the opening stanza to give Indy a 14-7 advantage. Cleveland outscored the Colts in the second quarter, 20-7, on a Kareem Hunt two-yard touchdown run, a sack-fumble recovery in the end zone, and two Dustin Hopkins field goals. Hopkins notched his second of three 50-plus yard field goals in the third quarter before Jonathan Taylor notched his first rushing touchdown of the season on a five-yard carry for Indy. Both teams traded field goals before Michael Pittman Jr. gave the Colts a 38-33 lead with a 75-yard touchdown catch. On Cleveland's last drive of the game, the Browns moved the ball 80 yards in 12 plays and scored on Kareem Hunt's 4th- and 1-rushing attempt from the one-yard line to clinch the victory. Minshew completed 15-of-23 passes for 305 yards, two touchdowns, and one interception for a 119.4 passer rating. Taylor led the Indianapolis in rushing with 75 yards and one score while Downs contributed with five receptions for 125 yards and one touchdown. Defensively, Zaire Franklin led the team with 11 tackles while Julian Blackmon posted five stops and one interception.

TEAM STATISTICS

BROWNS

COLTS

First Downs	18	20
3rd-Down Eff. (Made/Att/Pct)	4/16/25%	7/15/47%
4th-Down Eff. (Made/Att/Pct)	1/2/50%	0/0/0%
Total Net Yards	316	456
Total Plays	72	67
Yards Per Play	4.4	6.8
Rushes/Net Yards	33/150	40/168
Net Passing	166	288
Pass Attempts/Completions	37/16	23/15
Had Intercepted	2	1
Sacked/Yards Lost	2/17	4/17
Punts/Average	5/54.4	5/52.0
Penalties/Yards	4/20	8/67
Fumbles/Lost	1/0	4/3
Possession Time	27:29	32:31



2023 GAME SUMMARIES



38

WEEK 8

New Orleans Saints 38, Indianapolis Colts 27
65,427 Lucas Oil Stadium Oct 29, 2023



27

New Orleans Saints	7	14	7	10	—	38
Indianapolis Colts	7	13	0	7	—	27

SCORING DRIVES

TEAM	QTR	TIME	SCORING PLAY	NO	IND
Colts	1	06:56	M.Pittman 10 yd. pass from G.Minshew (M.Gay kick) (7-81, 4:19)	0	7
Saints	1	03:44	A.Kamara 18 yd. pass from D.Carr (B.Grupe kick) (7-75, 3:12)	7	7
Colts	2	14:49	M.Gay 20 yd. Field Goal (9-73, 3:55)	7	10
Colts	2	11:39	Z.Moss 1 yd. run (M.Gay kick) (6-30, 2:36)	7	17
Saints	2	07:28	T.Hill 20 yd. run (B.Grupe kick) (8-75, 4:11)	14	17
Saints	2	05:42	R.Shaheed 58 yd. pass from D.Carr (B.Grupe kick) (2-63, 0:42)	21	17
Colts	2	00:21	M.Gay 42 yd. Field Goal (13-51, 5:21)	21	20
Saints	3	00:07	A.Kamara 16 yd. run (B.Grupe kick) (7-71, 3:37)	28	20
Saints	4	10:49	T.Hill 1 yd. run (B.Grupe kick) (8-76, 3:53)	35	20
Colts	4	08:19	A.Ogletree 33 yd. pass from G.Minshew (M.Gay kick) (6-75, 2:30)	35	27
Saints	4	00:24	B.Grupe 27 yd. Field Goal (9-58, 3:24)	38	27

NEW ORLEANS SAINTS

PASSING	ATT	CP	YDS	SK/YD	TD	LG	INT	RTG
Derek Carr	27	19	310	1/4	2	58t	0	133.3
Taysom Hill	2	1	44	0/0	0	44	0	95.8
TOTAL	29	20	354	1/4	2	58t	0	133.4

RUSHING	ATT	YDS	AVG	LG	TD
Taysom Hill	9	63	7.0	20t	2
Alvin Kamara	17	59	3.5	16t	1
Jamaal Williams	6	30	5.0	10	0
Kendre Miller	3	10	3.3	7	0
Derek Carr	1	-1	-1.0	-1	0
TOTAL	36	161	4.5	20T	3

RECEIVING	NO	YDS	AVG	LG	TD
Chris Olave	5	46	9.2	15	0
Michael Thomas	4	68	17.0	31	0
Alvin Kamara	4	51	12.8	25	1
Rashid Shaheed	3	153	51.0	58t	1
Taysom Hill	1	14	14.0	14	0
Kendre Miller	1	9	9.0	9	0
Jamaal Williams	1	8	8.0	8	0
Juwon Johnson	1	5	5.0	5	0
TOTAL	20	354	17.7	58T	2

TOP DEFENSE	TOT	SOLO	AST	SCK	YDS	INT
Demario Davis	13	6	7	0.0	0.0	0
Marshon Lattimore	9	9	0	0.0	0.0	0
Jordan Howden	8	4	4	0.0	0.0	0

FIELD GOALS	FGM/FGA	PERCENT	RESULTS
Blake Grupe	1-1	100.0	27G
TOTAL	1-1	100.0	

INDIANAPOLIS COLTS

PASSING	ATT	CP	YDS	SK/YD	TD	LG	INT	RTG
Gardner Minshew II	41	23	213	2/6	2	33t	1	76.6
TOTAL	41	23	213	2/6	2	33T	1	76.6

RUSHING	ATT	YDS	AVG	LG	TD
Jonathan Taylor	12	95	7.9	42	0
Zack Moss	11	66	6.0	41	1
Gardner Minshew II	1	3	3.0	3	0
TOTAL	24	164	6.8	42	1

RECEIVING	NO	YDS	AVG	LG	TD
Michael Pittman Jr.	8	40	5.0	10t	1
Josh Downs	7	72	10.3	17	0
Alec Pierce	3	41	13.7	19	0
Drew Ogletree	1	33	33.0	33t	1
Mo Alie-Cox	1	11	11.0	11	0
Zack Moss	1	8	8.0	8	0
Will Mallory	1	6	6.0	6	0
Jonathan Taylor	1	2	2.0	2	0
TOTAL	23	213	9.3	33T	2

TOP DEFENSE	TOT	SOLO	AST	SCK	YDS	INT
Zaire Franklin	14	6	8	0.0	0.0	0
Shaquille Leonard	11	6	5	0.0	0.0	0
Kenny Moore II	7	5	2	0.0	0.0	0

FIELD GOALS	FGM/FGA	PERCENT	RESULTS
Matt Gay	2-2	100.0	20G, 42G
TOTAL	2-2	100.0	

The Colts fell to 3-5 after being defeated by the New Orleans Saints, 38-27, at Lucas Oil Stadium. Indianapolis tallied 20-plus points in eight consecutive games to start a season for the first time since 2014. Michael Pittman Jr. gave the Colts 7-0 lead in the first quarter with a 10-yard touchdown reception. The Saints then answered with an Alvin Kamara 18-yard touchdown reception. The Colts opened the second quarter with 10 consecutive points on a Matt Gay field goal and a Zack Moss one-yard touchdown run. The Saints answered with back-to-back touchdowns before Gay split the uprights on a 42-yard field goal with 21 seconds remaining in the first half. New Orleans posted the only scoring in the third quarter with Kamara's 16-yard run. Taysom Hill added his first touchdown of the game at the 10:49 mark in the fourth quarter to give the Saints a 35-20 advantage. Indianapolis couldn't make up the difference after adding a Drew Ogletree 33-yard touchdown as the Saints kicked a field goal to solidify the 38-27 final. Minshew completed 23-of-41 passes for 213 yards, two touchdowns, and one interception for a 76.6 passer rating. Jonathan Taylor led the team in rushing (95 yards) while rookie Josh Downs paced all Colts receivers with 72 yards on seven catches. Defensively, Zaire Franklin led the unit with 14 tackles while DeForest Buckner posted three tackles, 1.0 tackle for loss, 1.0 sack, and one forced fumble.

TEAM STATISTICS

	SAINTS	COLTS
First Downs	24	19
3rd-Down Eff. (Made/Att/Pct)	6/12/50%	7/16/44%
4th-Down Eff. (Made/Att/Pct)	0/0/0%	1/1/100%
Total Net Yards	511	371
Total Plays	66	67
Yards Per Play	7.7	5.5
Rushes/Net Yards	36/161	24/164
Net Passing	350	207
Pass Attempts/Completions	29/20	41/23
Had Intercepted	0	1
Sacked/Yards Lost	1/4	2/6
Punts/Average	4/39.5	5/51.6
Penalties/Yards	8/73	6/30
Fumbles/Lost	1/1	0/0
Possession Time	30:09	29:51



2023 GAME SUMMARIES



27

WEEK 9

Indianapolis Colts 27, Carolina Panthers 13
72,301 🐎 Bank of America Stadium 🐎 Nov 5, 2023



13

Indianapolis Colts	0	20	0	7	—	27
Carolina Panthers	0	3	7	3	—	13

SCORING DRIVES

TEAM	QTR	TIME	SCORING PLAY	IND	CAR
Colts	2	13:52	M.Gay 26 yd. Field Goal (15-75, 7:19)	3	0
Colts	2	07:43	J.Taylor 10 yd. pass from G.Minshew (M.Gay kick) (9-64, 4:29)	10	0
Panthers	2	03:34	E.Pineiro 35 yd. Field Goal (9-39, 4:09)	10	3
Colts	2	00:53	M.Gay 57 yd. Field Goal (11-36, 2:41)	13	3
Colts	2	00:20	K.Moore 49 yd. interception return (M.Gay kick)	20	3
Panthers	3	04:34	D.Chark 5 yd. pass from B.Young (E.Pineiro kick) (15-77, 7:55)	20	10
Colts	4	13:40	K.Moore 66 yd. interception return (M.Gay kick)	27	10
Panthers	4	08:09	E.Pineiro 49 yd. Field Goal (14-44, 5:31)	27	13

INDIANAPOLIS COLTS

PASSING	ATT	CP	YDS	SK/YD	TD	LG	INT	RTG
Gardner Minshew II	26	17	127	1/7	1	19	0	89.7
TOTAL	26	17	127	1/7	1	19	0	89.7

RUSHING	ATT	YDS	AVG	LG	TD
Jonathan Taylor	18	47	2.6	13	0
Zack Moss	7	26	3.7	8	0
Gardner Minshew II	5	5	1.0	7	0
TOTAL	30	78	2.6	13	0

RECEIVING	NO	YDS	AVG	LG	TD
Michael Pittman Jr.	8	64	8.0	16	0
Jonathan Taylor	5	22	4.4	10t	1
Isaiah McKenzie	2	12	6.0	11	0
Drew Ogletree	1	19	19.0	19	0
Josh Downs	1	10	10.0	10	0
TOTAL	17	127	7.5	19	1

TOP DEFENSE	TOT	SOLO	AST	SCK	YDS	INT
Shaquille Leonard	10	7	3	0.0	0.0	0
Kenny Moore II	8	7	1	0.0	0.0	2
Julian Blackmon	6	5	1	0.0	0.0	0

FIELD GOALS	FGM/FGA	PERCENT	RESULTS
Matt Gay	2-2	100.0	26G, 57G
TOTAL	2-2	100.0	

CAROLINA PANTHERS

PASSING	ATT	CP	YDS	SK/YD	TD	LG	INT	RTG
Bryce Young	39	24	173	4/36	1	48	3	48.3
TOTAL	39	24	173	4/36	1	48	3	48.3

RUSHING	ATT	YDS	AVG	LG	TD
Chuba Hubbard	16	58	3.6	20	0
Bryce Young	5	41	8.2	13	0
Miles Sanders	6	39	6.5	11	0
Raheem Blackshear	1	0	0.0	0	0
TOTAL	28	138	4.9	20	0

RECEIVING	NO	YDS	AVG	LG	TD
Adam Thielen	5	29	5.8	7	0
Stephen Sullivan	4	28	7.0	9	0
Chuba Hubbard	4	9	2.3	4	0
Miles Sanders	3	22	7.3	11	0
Hayden Hurst	2	54	27.0	48	0
Tommy Tremble	2	12	6.0	11	0
DJ Chark Jr.	2	9	4.5	5t	1
Raheem Blackshear	1	5	5.0	5	0
Jonathan Mingo	1	5	5.0	5	0
TOTAL	24	173	7.2	48	1

TOP DEFENSE	TOT	SOLO	AST	SCK	YDS	INT
Frankie Luva	11	8	3	0.0	0.0	0
Alex Cook	7	3	4	0.0	0.0	0
Donte Jackson	5	4	1	0.0	0.0	0

FIELD GOALS	FGM/FGA	PERCENT	RESULTS
Eddy Piñeiro	2-2	100.0	35G, 49G
TOTAL	2-2	100.0	

TEAM STATISTICS

COLTS PANTHERS

First Downs	17	17
3rd-Down Eff. (Made/Att/Pct)	4/13/31%	7/16/44%
4th-Down Eff. (Made/Att/Pct)	0/0/0%	2/3/67%
Total Net Yards	198	275
Total Plays	57	71
Yards Per Play	3.5	3.9
Rushes/Net Yards	30/78	28/138
Net Passing	120	137
Pass Attempts/Completions	26/17	39/24
Held Intercepted	0	3
Sacked/Yards Lost	1/7	4/36
Punts/Average	5/48.2	4/43.5
Penalties/Yards	5/25	10/81
Fumbles/Lost	1/1	1/0
Possession Time	28:51	31:09

The Colts improved to 4-5 following a 27-13 victory against the Carolina Panthers at Bank of America Stadium. Indianapolis took a 10-0 lead in the second quarter on a Matt Gay 26-yard field goal and a 10-yard receiving touchdown from Jonathan Taylor. Carolina notched a field goal at the 3:34 mark in the second quarter before Gay logged the second-longest field goal in franchise history on a 57-yard kick. With 20 seconds remaining in the half, Kenny Moore II returned an interception 49 yards for a touchdown to give the Colts a 20-3 halftime advantage. The Panthers opened the scoring in the third quarter with a DJ Chark five-yard touchdown reception. Following an Indianapolis punt on their next possession, Moore II intercepted his second pass of the game and returned it 66 yards for a touchdown, becoming the first player in franchise history to record two interception returns for touchdowns in a single game. Carolina added one field goal at the end of the fourth quarter, but they weren't able to make up the difference as the Indy sealed the win. Gardner Minshew completed 17-of-26 passes for 127 yards and one touchdown for an 89.7 passer rating. Taylor led the team in rushing with 47 yards and Michael Pittman Jr. led the team in receiving with 64 yards on eight receptions. Defensively, Shaquille Leonard led the team with 10 tackles (seven solo).



2023 GAME SUMMARIES



10

WEEK 10

Indianapolis Colts 10, New England Patriots 6
50,144 🍷 Deutsche Bank Park 🍷 Nov 12, 2023



6

Indianapolis Colts	7	0	0	3	—	10
New England Patriots	3	0	0	3	—	6

SCORING DRIVES

TEAM	QTR	TIME	SCORING PLAY	IND	NE
Patriots	1	08:11	C.Ryland 37 yd. Field Goal (13-61, 6:49)	0	3
Colts	1	00:58	J.Taylor 1 yd. run (M.Gay kick) (14-75, 7:13)	7	3
Patriots	4	12:44	C.Ryland 24 yd. Field Goal (15-89, 8:04)	7	6
Colts	4	08:54	M.Gay 51 yd. Field Goal (7-20, 3:50)	10	6

INDIANAPOLIS COLTS

PASSING	ATT	CP	YDS	SK/YD	TD	LG	INT	RTG
Gardner Minshew II	28	19	194	0/0	0	30	1	69.6
TOTAL	28	18	194	0/0	0	30	1	69.6

RUSHING	ATT	YDS	AVG	LG	TD
Jonathan Taylor	23	69	3.0	10	1
Zack Moss	1	2	2.0	2	0
Gardner Minshew II	2	-1	-0.5	0	0
TOTAL	26	70	2.7	10	1

RECEIVING	NO	YDS	AVG	LG	TD
Michael Pittman Jr.	8	84	10.5	14	0
Isaiah McKenzie	4	31	7.8	30	0
Josh Downs	2	40	20.0	28	0
Alec Pierce	1	21	21.0	21	0
Will Mallory	1	7	7.0	7	0
Jonathan Taylor	1	6	6.0	6	0
Kylen Granson	1	5	5.0	5	0
TOTAL	18	194	10.8	30	0

TOP DEFENSE	TOT	SOLO	AST	SCK	YDS	INT
Zaire Franklin	15	12	3	0.0	0.0	0
Shaquille Leonard	9	2	7	0.0	0.0	0
DeForest Buckner	8	4	4	0.0	0.0	0

FIELD GOALS	FGM/FGA	PERCENT	RESULTS
Matt Gay	1-2	50.0	57SH, 51G
TOTAL	1-2	50.0	

NEW ENGLAND PATRIOTS

PASSING	ATT	CP	YDS	SK/YD	TD	LG	INT	RTG
Mac Jones	20	15	170	5/22	0	30	1	79.2
Bailey Zappe	7	3	25	0/0	0	11	1	13.1
TOTAL	27	18	195	5/22	0	30	2	56.9

RUSHING	ATT	YDS	AVG	LG	TD
Rhamondre Stevenson	20	88	4.4	10	0
Ezekiel Elliott	13	54	4.2	9	0
Mac Jones	3	25	8.3	15	0
TOTAL	36	167	4.6	15	0

RECEIVING	NO	YDS	AVG	LG	TD
Demario Douglas	6	84	14.0	30	0
Hunter Henry	3	21	7.0	11	0
Rhamondre Stevenson	3	14	4.7	7	0
Ezekiel Elliott	2	34	17.0	19	0
Mike Gesicki	2	22	11.0	11	0
Kayshon Boutte	1	11	11.0	11	0
JuJu Smith-Schuster	1	9	9.0	9	0
TOTAL	18	195	10.8	30	0

TOP DEFENSE	TOT	SOLO	AST	SCK	YDS	INT
Davon Godchaux	8	4	4	0.0	0.0	0
Anfernee Jennings	7	4	3	0.0	0.0	0
Jahlani Tavai	7	4	3	0.0	0.0	0

FIELD GOALS	FGM/FGA	PERCENT	RESULTS
Chad Ryland	2-3	66.7	37G, 35WR, 24G
TOTAL	2-3	66.0	

The Colts improved to 5-5 entering the bye week after defeating the New England Patriots, 10-6, in Frankfurt, Germany. Both teams opened the game scoring on their first possessions. The Patriots notched a field goal, which was then followed by Jonathan Taylor's one-yard touchdown run with 58 seconds remaining in the opening quarter to give the Colts a 7-3 lead. Indy's defense forced four consecutive punts before the end of half. Both teams were held scoreless in the third quarter before New England converted a 24-yard field goal to cut the Colts lead to 7-6. Isaiah McKenzie took the ensuing kickoff 42 yards to set up a Matt Gay 51-yard field goal, regaining a four-point advantage. With the Patriots driving at the end of the fourth quarter, safety Julian Blackmon intercepted New England quarterback Mac Jones at the Colts five-yard line. The Patriots were able to get the ball back once more, but Rodney Thomas II's interception with 36 seconds left sealed the win. Indy quarterback Gardner Minshew II completed 18-of-28 passes for 194 yards and one interception for a 69.9 passer rating. Taylor led the team in rushing with 69 yards while Michael Pittman Jr. led the team in receiving with eight catches for 84 yards. Defensively, linebacker Zaire Franklin paced the Colts with 15 tackles and one forced fumble.

TEAM STATISTICS

	COLTS	PATRIOTS
First Downs	14	21
3rd-Down Eff. (Made/Att/Pct)	5/13/38%	6/14/43%
4th-Down Eff. (Made/Att/Pct)	2/2/100%	1/1/100%
Total Net Yards	264	340
Total Plays	54	68
Yards Per Play	4.9	5.0
Rushes/Net Yards	26/70	36/167
Net Passing	194	173
Pass Attempts/Completions	28/18	27/18
Had Intercepted	1	2
Sacked/Yards Lost	0/0	5/22
Punts/Average	5/44.8	4/62.5
Penalties/Yards	4/34	5/34
Fumbles/Lost	0/0	1/0
Possession Time	25:35	34:25



2023 GAME SUMMARIES



20

WEEK 12

Tampa Bay Buccaneers 20, Indianapolis Colts 27
64,407 Lucas Oil Stadium Nov 26, 2023



27

Tampa Bay Buccaneers	3	7	0	10	—	20
Indianapolis Colts	10	7	3	7	—	27

SCORING DRIVES

TEAM	QTR	TIME	SCORING PLAY	TB	IND
Buccaneers	1	07:28	C.McLaughlin 21 yd. Field Goal (15-72, 7:32)	3	0
Colts	1	03:01	M.Gay 46 yd. Field Goal (10-47, 4:27)	3	3
Colts	1	00:11	J.Taylor 4 yd. run (M.Gay kick) (4-41, 1:38)	3	10
Colts	2	09:38	G.Minshew 2 yd. run (M.Gay kick) (10-62, 4:15)	3	17
Buccaneers	2	05:09	M.Evans 1 yd. pass from B.Mayfield (C.McLaughlin kick) (3-16, 1:25)	10	17
Colts	3	10:01	M.Gay 36 yd. Field Goal (11-57, 4:59)	10	20
Buccaneers	4	12:50	M.Evans 23 yd. pass from B.Mayfield (C.McLaughlin kick) (9-60, 3:56)	17	20
Colts	4	07:30	J.Taylor 1 yd. run (M.Gay kick) (9-75, 5:20)	17	27
Buccaneers	4	04:10	C.McLaughlin 24 yd. Field Goal (9-69, 3:20)	20	27

TAMPA BAY BUCCANEERS

PASSING	ATT	CP	YDS	SK/YD	TD	LG	INT	RTG
Baker Mayfield	30	20	199	6/26	2	24	1	93.6
Kyle Trask	1	0	0	0/0	0	0	0	39.6
TOTAL	31	20	199	6/26	2	24	1	90.7

RUSHING	ATT	YDS	AVG	LG	TD
Rachaad White	15	100	6.7	38	0
Baker Mayfield	3	14	4.7	14	0
Chase Edmonds	1	11	11.0	11	0
TOTAL	19	125	6.6	38	0

RECEIVING	NO	YDS	AVG	LG	TD
Mike Evans	6	70	11.7	23t	2
Cade Otton	4	45	11.3	24	0
Trey Palmer	4	17	4.3	7	0
Chris Godwin	3	45	15.0	21	0
Rachaad White	2	10	5.0	6	0
Payne Durham	1	12	12.0	12	0
TOTAL	20	199	10.0	24	2

TOP DEFENSE	TOT	SOLO	AST	SCK	YDS	INT
Carton Davis III	10	8	2	0.0	0.0	1
Antoine Winfield Jr.	10	8	2	0.0	0.0	0
Zyon McCollum	9	6	3	0.0	0.0	0

FIELD GOALS	FGM/FGA	PERCENT	RESULTS
Chase McLaughlin	2-2	100.0	21G, 24G
TOTAL	2-2	100.0	

The Colts improved to 6-5 following a 27-20 win against the Tampa Bay Buccaneers at Lucas Oil Stadium. The teams traded field goals before Ronnie Harrison Jr. intercepted Baker Mayfield in his first game playing linebacker. Four plays later, Jonathan Taylor scored on a four-yard run to give Indianapolis a 10-3 lead. Gardner Minshew II gave the Colts a 17-3 lead with his two-yard touchdown run at the 9:36 mark in the second quarter. The Buccaneers capitalized on a Minshew interception and converted the turnover into a touchdown to cut Indy's lead to 17-10 at the half. Colts kicker Matt Gay converted his second field goal in the third quarter before Mike Evans registered his second touchdown for Tampa Bay at the start of the fourth quarter bringing the Indianapolis lead back to three points. On their ensuing drive, the Colts recorded a nine-play, 85-yard drive capped by Taylor's second touchdown of the game. The Buccaneers added a field goal with 4:10 remaining in the game and on Tampa's last offensive possession, Indianapolis defensive end Samson Ebukam sacked Mayfield and forced a fumble which was recovered by teammate Davo Odeyingbo, sealing the victory. Minshew completed 24-of-41 passes for 251 yards and one interception for a 66.2 passer rating. Taylor led the team in rushing with 91 yards and two scores while Michael Pittman Jr. logged 10 catches for 107 yards. Defensively, Zaire Franklin led the team in tackles with seven while Ebukam notched four tackles, 2.0 sacks, 1.0 tackle for loss and one forced fumble.

INDIANAPOLIS COLTS

PASSING	ATT	CP	YDS	SK/YD	TD	LG	INT	RTG
Gardner Minshew II	41	24	251	2/12	0	30	1	66.2
TOTAL	41	24	251	2/12	0	30	1	66.2

RUSHING	ATT	YDS	AVG	LG	TD
Jonathan Taylor	15	91	6.1	17	2
Zack Moss	8	55	6.9	16	0
Gardner Minshew II	3	6	2.0	5	1
Isaiah McKenzie	1	3	3.0	3	0
TOTAL	27	155	5.7	17	3

RECEIVING	NO	YDS	AVG	LG	TD
Michael Pittman Jr.	10	107	10.7	24	0
Josh Downs	5	43	8.6	13	0
Alec Pierce	4	27	6.8	9	0
Will Mallory	2	29	14.5	17	0
Zack Moss	2	15	7.5	9	0
Mo Alie-Cox	1	30	30.0	30	0
TOTAL	24	251	10.5	30	0

TOP DEFENSE	TOT	SOLO	AST	SCK	YDS	INT
Zaire Franklin	7	3	4	0.0	0.0	0
DeForest Buckner	6	5	1	0.0	0.0	0
E.J. Speed	6	5	1	0.0	0.0	0

FIELD GOALS	FGM/FGA	PERCENT	RESULTS
Matt Gay	2-3	66.7	46G, 58LU, 36G
TOTAL	2-3	66.0	

TEAM STATISTICS

	BUCCANEERS	COLTS
First Downs	17	26
3rd-Down Eff. (Made/Att/Pct)	5/13/38%	2/11/18%
4th-Down Eff. (Made/Att/Pct)	1/1/100%	3/4/75%
Total Net Yards	298	394
Total Plays	56	70
Yards Per Play	5.3	5.6
Rushes/Net Yards	19/125	27/155
Net Passing	173	239
Pass Attempts/Completions	31/20	41/24
Had Intercepted	1	1
Sacked/Yards Lost	6/26	2/12
Punts/Average	4/52.0	2/47.0
Penalties/Yards	4/24	5/40
Fumbles/Lost	2/1	1/0
Possession Time	28:39	31:21



2023 GAME SUMMARIES



31

WEEK 13

Indianapolis Colts 31, Tennessee Titans 28 (OT)
65,262 U Nissan Stadium U Dec 3, 2023



28

Indianapolis Colts	7	6	9	3	6	—	31
Tennessee Titans	10	7	2	6	3	—	28

SCORING DRIVES

TEAM	QTR	TIME	SCORING PLAY	IND	TEN
Titans	1	13:20	D.Henry 22 yd. run (N.Folk kick) (4-64, 1:40) (5-75, 1:48) (5-75, 1:48)	0	7
Colts	1	12:05	A.Pierce 36 yd. pass from G.Minshew (M.Gay kick) (3-56, 1:15)	7	7
Titans	1	00:13	N.Folk 24 yd. Field Goal (10-46, 3:51)	7	10
Titans	2	10:22	D.Henry 5 yd. run (N.Folk kick) (8-77, 4:19)	7	17
Colts	2	07:39	M.Gay 23 yd. Field Goal (8-70, 2:43)	10	17
Colts	2	03:04	M.Gay 46 yd. Field Goal (6-16, 0:39)	13	17
Colts	3	04:57	M.Gay 23 yd. Field Goal (19-70, 10:03)	16	17
Colts	3	00:19	G.Stuard 18 yd. return of blocked punt	22	17
Colts	4	11:34	M.Gay 28 yd. Field Goal (4-3, 2:08)	25	17
Titans	4	05:26	D.Hopkins 3 yd. pass from W.Lewis (kick failed, w/)(11-75, 6:08)	25	23
Titans	OT	04:19	N.Folk 46 yd. Field Goal (10-48, 5:41)	25	26
Colts	OT	02:31	M.Pittman 4 yd. pass from G.Minshew	31	26

INDIANAPOLIS COLTS

PASSING	ATT	CP	YDS	SK/YD	TD	LG	INT	RTG
Gardner Minshew II	42	26	312	3/12	2	55	0	100.5
TOTAL	42	26	312	3/12	2	55	0	100.5

RUSHING	ATT	YDS	AVG	LG	TD
Zack Moss	19	51	2.7	5	0
Gardner Minshew II	3	2	0.7	4	0
Kylen Granson	1	2	2.0	2	0
TOTAL	23	55	2.4	5	0

RECEIVING	NO	YDS	AVG	LG	TD
Michael Pittman Jr.	11	105	9.5	14	1
Alec Pierce	3	100	33.3	55	1
Kylen Granson	3	72	24.0	46	0
Josh Downs	3	14	4.7	9	0
Tyler Goodson	2	11	5.5	7	0
Zack Moss	2	6	3.0	5	0
Will Mallory	2	4	2.0	3	0
TOTAL	26	312	12.0	55	2

TOP DEFENSE	TOT	SOLO	AST	SCK	YDS	INT
E.J. Speed	8	6	2	0.0	0.0	0
Julian Blackmon	7	6	1	0.0	0.0	0
Kenny Moore II	7	6	1	0.0	0.0	0

FIELD GOALS	FGM/FGA	PERCENT	RESULTS
Matt Gay	4-4	100.0	23G, 46G, 23G, 28G
TOTAL	4-4	100.0	

TENNESSEE TITANS

PASSING	ATT	CP	YDS	SK/YD	TD	LG	INT	RTG
Will Lewis	33	16	224	6/20	1	39	0	80.9
TOTAL	33	16	224	6/20	1	39	0	80.9

RUSHING	ATT	YDS	AVG	LG	TD
Derrick Henry	21	102	4.9	22t	2
Tyjae Spears	16	75	4.7	19	0
Will Lewis	2	5	2.5	6	0
DeAndre Hopkins	1	4	4.0	4	0
Chig Okonkwo	1	2	2.0	2	0
Ryan Stonehouse	1	-11	-11.0	-11	0
TOTAL	42	177	4.2	22T	2

RECEIVING	NO	YDS	AVG	LG	TD
DeAndre Hopkins	5	75	15.0	27	1
Tyjae Spears	4	13	3.3	7	0
Chig Okonkwo	3	62	20.7	39	0
Nick Westbrook-Ikhine	1	28	28.0	28	0
Derrick Henry	1	18	18.0	18	0
Josh Whyle	1	16	16.0	16	0
Chris Moore	1	12	12.0	12	0
TOTAL	16	224	14.0	39	1

TOP DEFENSE	TOT	SOLO	AST	SCK	YDS	INT
Jack Gibbens	13	9	4	0.0	0.0	0
Azeez Al-Shaair	12	8	4	1.0	0.0	0
Harold Landry III	8	4	4	0.5	4.5	0

FIELD GOALS	FGM/FGA	PERCENT	RESULTS
Nick Folk	2-2	100.0	24G, 46G
TOTAL	2-2	100.0	

The Colts improved to 7-5 following a 31-28 overtime victory against the Titans at Nissan Stadium. The win marked the fourth straight win for Indianapolis, its longest streak dating back to 2018. The teams traded touchdowns on their opening offensive possessions. Alec Pierce hauled in a 36-yard touchdown to tie the game at 7-7. Tennessee logged a 24-yard field goal followed by a Derrick Henry five-yard touchdown run on their ensuing drive to take a 17-7 advantage. Matt Gay responded with two of his four field goals in the game to cut the Titans halftime lead to 17-13. Gay opened the third quarter with another field goal before Nick Cross blocked a Tennessee punt which was recovered by Grant Stuard for an 18-yard touchdown. The Titans returned a two-point conversion attempt for a score to keep the Indianapolis lead to three. After Gay's 28-yard field goal at the start of the fourth quarter, Tennessee tied the game with a touchdown, but missed the extra point which led to overtime. The Titans won the toss and kicked a field goal, but the Colts responded with Michael Pittman Jr.'s game-winning touchdown from four yards. Pittman and Pierce became the first Colts receivers to each record 100-plus yards in a game since 2014. Gardner Minshew II completed 26-of-42 passes for 312 yards and two touchdowns for a 100.5 passer rating. The Colts defense posted 6.0 sacks as Samson Ebukam and Kivity Paye each logged 2.0.

TEAM STATISTICS

	COLTS	TITANS
First Downs	19	25
3rd-Down Eff. (Made/Att/Pct)	3/14/21%	6/17/35%
4th-Down Eff. (Made/Att/Pct)	1/1/100%	0/1/0%
Total Net Yards	355	381
Total Plays	68	81
Yards Per Play	5.2	4.7
Rushes/Net Yards	23/55	42/177
Net Passing	300	204
Pass Attempts/Completions	42/26	33/16
Had Intercepted	0	0
Sacked/Yards Lost	3/12	6/20
Punts/Average	5/51.2	7/42.7
Penalties/Yards	4/29	9/74
Fumbles/Lost	3/2	4/2
Possession Time	29:03	38:26



2023 GAME SUMMARIES



14

WEEK 14

Indianapolis Colts 14, Cincinnati Bengals 34
65,981 U Paycor Stadium U Dec 10, 2023



34

Indianapolis Colts	0	14	0	0	—	14
Cincinnati Bengals	7	7	14	6	—	34

SCORING DRIVES

TEAM	QTR	TIME	SCORING PLAY	IND	CIN
Bengals	1	06:31	C.Brown 54 yd. pass from J.Browning (E.McPherson kick) (4-92, 2:11)	0	7
Bengals	2	10:18	J.Mixon 1 yd. run (E.McPherson kick) (11-72, 5:57)	0	14
Colts	2	01:56	M.Alie-Cox 2 yd. pass from G.Minshew (kick failed, wj) (17-79, 8:22)	6	14
Colts	2	01:31	R.Harrison 36 yd. interception return (G.Minshew-M.Pittman pass)	14	14
Bengals	3	11:38	T.Hudson 11 yd. pass from J.Browning (E.McPherson kick) (6-75, 3:22)	14	21
Bengals	3	02:59	J.Browning 1 yd. run (E.McPherson kick) (11-71, 6:33)	14	28
Bengals	4	11:14	E.McPherson 32 yd. Field Goal (4-2, 2:18)	14	31
Bengals	4	01:55	E.McPherson 35 yd. Field Goal (6-18, 3:16)	14	34

INDIANAPOLIS COLTS

PASSING	ATT	CP	YDS	SK/YD	TD	LG	INT	RTG
Gardner Minshew II	39	26	240	3/14	1	31	1	81.1
TOTAL	39	26	240	3/14	1	31	1	81.1

RUSHING	ATT	YDS	AVG	LG	TD
Zack Moss	13	28	2.2	12	0
Trey Sermon	3	13	4.3	8	0
Gardner Minshew II	2	5	2.5	6	0
TOTAL	18	46	2.6	12	0

RECEIVING	NO	YDS	AVG	LG	TD
Michael Pittman Jr.	8	95	11.9	31	0
Will Mallory	5	46	9.2	16	0
Zack Moss	4	28	7.0	15	0
Josh Downs	3	32	10.7	12	0
Alec Pierce	2	22	11.0	12	0
Kylen Granson	2	17	8.5	9	0
Mo Alie-Cox	1	2	2.0	2t	1
Tyler Goodson	1	-2	-2.0	-2	0
TOTAL	26	240	9.2	31	1

TOP DEFENSE	TOT	SOLO	AST	SCK	YDS	INT
Zaire Franklin	14	6	8	0.0	0.0	0
DeForest Buckner	8	3	5	0.0	0.0	0
Darrell Baker Jr.	7	6	1	0.0	0.0	0

FIELD GOALS	FGM/FGA	PERCENT	RESULTS
Matt Gay	0-1	0.0	38LU
TOTAL	0-1	0.0	

CINCINNATI BENGALS

PASSING	ATT	CP	YDS	SK/YD	TD	LG	INT	RTG
Jake Browning	24	18	275	0/0	2	54t	1	122.7
AJ McCarron	1	1	-1	0/0	0	-1	0	79.2
TOTAL	25	19	274	0/0	2	54T	1	121.1

RUSHING	ATT	YDS	AVG	LG	TD
Joe Mixon	21	79	3.8	18	1
Chase Brown	8	25	3.1	10	0
Jake Browning	3	7	2.3	4	1
TOTAL	32	111	3.5	18	2

RECEIVING	NO	YDS	AVG	LG	TD
Chase Brown	3	80	26.7	54t	1
Joe Mixon	3	46	15.3	45	0
Ja'Marr Chase	3	29	9.7	14	0
Tee Higgins	2	72	36.0	46	0
Tyler Boyd	2	23	11.5	17	0
Tanner Hudson	2	21	10.5	11t	1
Drew Sample	2	4	2.0	3	0
Mitchell Wilcox	1	0	0.0	0	0
Trayveon Williams	1	-1	-1.0	-1	0
TOTAL	19	274	14.4	54T	2

TOP DEFENSE	TOT	SOLO	AST	SCK	YDS	INT
Germaine Pratt	10	4	6	0.5	0.0	0
Logan Wilson	10	4	6	0.0	0.0	0
Dax Hill	6	3	3	0.0	0.0	0

FIELD GOALS	FGM/FGA	PERCENT	RESULTS
Evan McPherson	2-2	100.0	32G, 35G
TOTAL	2-2	100.0	

The Colts were handed a 34-14 defeat at the hands of the Cincinnati Bengals, dropping Indy to 7-6 on the season. Indianapolis was not able to overcome self-inflicted errors, which included two missed kicks, two turnovers, and untimely penalties. Cincinnati took a 14-0 lead in the first half on back-to-back touchdown drives. The Colts responded with a two-yard Mo Alie-Cox touchdown with 1:56 remaining in the second quarter and scored 25 seconds later when linebacker Ronnie Harrison Jr. recorded an interception returned for a touchdown. The Bengals opened the third quarter with touchdown drives on consecutive possessions and posted two Evan McPherson field goals in the fourth quarter to seal the win. Gardner Minshew II completed 26-of-39 passes for 240 yards, one touchdown, and one interception for an 81.1 passer rating. Michael Pittman Jr. led the offense in receiving with eight catches for 95 yards. Defensively, Zaire Franklin posted 14 tackles (six solo) while Harrison Jr. contributed with four tackles and one interception returned for a score.

TEAM STATISTICS COLTS BENGALS

First Downs	19	19
3rd-Down Eff. (Made/Att/Pct)	3/11/27%	3/11/27%
4th-Down Eff. (Made/Att/Pct)	1/2/50%	1/1/100%
Total Net Yards	272	385
Total Plays	60	57
Yards Per Play	4.5	6.8
Rushes/Net Yards	18/46	32/111
Net Passing	226	274
Pass Attempts/Completions	39/26	25/19
Had Intercepted	1	1
Sacked/Yards Lost	3/14	0/0
Punts/Average	4/48.5	4/36.8
Penalties/Yards	9/66	5/40
Fumbles/Lost	1/1	0/0
Possession Time	28:08	31:52



2023 GAME SUMMARIES



13

Pittsburgh Steelers
Indianapolis Colts

WEEK 15
Pittsburgh Steelers 13, Indianapolis Colts 30
64,171 Lucas Oil Stadium Dec 16, 2023



30

6 7 0 0 — 13
0 14 10 6 — 30

SCORING DRIVES

TEAM	QTR	TIME	SCORING PLAY	PIT	IND
Steelers	1	01:12	M.Trubisky 1 yd. run (kick failed, hru) (12-54, 6:18)		6 0
Steelers	2	14:07	D.Johnson 4 yd. pass from M.Trubisky (C.Boswell kick) (2-1, 0:46)	13	0
Colts	2	11:21	Z.Moss 16 yd. pass from G.Minshew (M.Gay kick) (7-75, 2:46)	13	7
Colts	2	00:22	D.Montgomery 14 yd. pass from G.Minshew (M.Gay kick) (3-74, 0:22)	13	14
Colts	3	13:16	M.Allie-Cox 18 yd. pass from G.Minshew (M.Gay kick) (1-18, 0:06)	13	21
Colts	3	09:02	M.Gay 29 yd. Field Goal (5-40, 2:10)	13	24
Colts	4	09:17	M.Gay 31 yd. Field Goal (15-70, 0:57)	13	27
Colts	4	00:48	M.Gay 42 yd. Field Goal (4-1, 0:54)	13	30

PITTSBURGH STEELERS

PASSING	ATT	CP	YDS	SK/YD	TD	LG	INT	RTG
Mitch Trubisky	23	16	169	3/19	1	25	2	68.9
Mason Rudolph	3	2	3	1/11	0	6	0	70.1
TOTAL	26	18	172	4/30	1	25	2	68.1

RUSHING	ATT	YDS	AVG	LG	TD
Jaylen Warren	10	40	4.0	11	0
Najee Harris	12	33	2.8	15	0
Mitch Trubisky	2	1	0.5	1t	1
TOTAL	24	74	3.1	15	1

RECEIVING	NO	YDS	AVG	LG	TD
Jaylen Warren	5	28	5.6	11	0
Diontae Johnson	4	62	15.5	25	1
George Pickens	3	47	15.7	17	0
Allen Robinson II	3	19	6.3	8	0
Pat Freiermuth	3	16	5.3	6	0
TOTAL	18	172	9.6	25	1

TOP DEFENSE	TOT	SOLO	AST	SCK	YDS	INT
Elandon Roberts	9	8	1	0.0	0.0	0
Trenton Thompson	6	5	1	0.0	0.0	0
Damontae Kazee	5	4	1	0.0	0.0	0

FIELD GOALS	FGM/FGA	PERCENT	RESULTS
	No Field Goals		

Indianapolis improved to 8-6 on the season and defeated the Pittsburgh Steelers for the first time since 2008 with a 30-13 victory at Lucas Oil Stadium. Pittsburgh opened the scoring with a Mitch Trubisky one-yard rushing touchdown (missed PAT) and following a blocked punt, scored two plays later with a Diontae Johnson four-yard touchdown reception. The Colts then proceeded to score 30 unanswered points. Gardner Minshew II threw three touchdown passes to Zack Moss and D.J. Montgomery to claim a 14-13 halftime advantage. The Steelers fumbled on their opening offensive possession of the second half, which was recovered by Indy safety Julian Blackmon. Minshew II threw his third touchdown of the game on the next play to Mo Allie-Cox to gain a 21-13 lead. Indianapolis kicker Matt Gay rounded out the scoring with three field goals of 29, 31, and 42 yards to seal the win. Minshew II completed 18-of-26 passes for 215 yards, three touchdowns, and no interceptions for a 123.4 passer rating. Running back Trey Sermon led the team in rushing with 17 carries for 88 yards and Michael Pittman Jr. paced the Colts in receiving with four catches for 78 yards. Defensively, the Colts recorded three takeaways and notched 4.0 sacks. Linebacker E.J. Speed led the team with 10 tackles and added one forced fumble, while Blackmon posted two tackles, one interception, and one fumble recovery.

INDIANAPOLIS COLTS

PASSING	ATT	CP	YDS	SK/YD	TD	LG	INT	RTG
Gardner Minshew II	28	18	215	3/13	3	42	0	123.4
TOTAL	28	18	215	3/13	3	42	0	123.4

RUSHING	ATT	YDS	AVG	LG	TD
Trey Sermon	17	88	5.2	19	0
Tyler Goodson	11	69	6.3	31	0
Zack Moss	4	13	3.3	5	0
Gardner Minshew II	2	0	0.0	1	0
TOTAL	34	170	5.0	31	0

RECEIVING	NO	YDS	AVG	LG	TD
Michael Pittman Jr.	4	78	19.5	42	0
Zack Moss	3	20	6.7	16t	1
Josh Downs	3	19	6.3	8	0
D.J. Montgomery	2	48	24.0	34	1
Mo Allie-Cox	2	21	10.5	18t	1
Tyler Goodson	2	10	5.0	7	0
Alec Pierce	1	13	13.0	13	0
Kylen Granson	1	6	6.0	6	0
TOTAL	18	215	11.9	42	3

TOP DEFENSE	TOT	SOLO	AST	SCK	YDS	INT
E.J. Speed	10	9	1	0.0	0.0	0
Zaire Franklin	5	2	3	0.0	0.0	0
DeForest Buckner	4	3	1	0.5	2.0	0

FIELD GOALS	FGM/FGA	PERCENT	RESULTS
Matt Gay	3-5	60.0	56WL, 29G, 31G, 43RU, 42G
TOTAL	3-5	60.0	

TEAM STATISTICS

	STEELERS	COLTS
First Downs	13	19
3rd-Down Eff. (Made/Att/Pct)	4/12/33%	6/15/40%
4th-Down Eff. (Made/Att/Pct)	2/3/67%	1/2/50%
Total Net Yards	216	372
Total Plays	54	65
Yards Per Play	4.0	5.7
Rushes/Net Yards	24/74	34/170
Net Passing	142	202
Pass Attempts/Completions	26/18	28/18
Had Intercepted	2	0
Sacked/Yards Lost	4/30	3/13
Punts/Average	4/40.0	2/28.5
Penalties/Yards	8/101	2/10
Fumbles/Lost	1/1	0/0
Possession Time	26:40	33:20



2023 GAME SUMMARIES



10

WEEK 16

Indianapolis Colts 10, Atlanta Falcons 29

69,221 🍷 Mercedes-Benz Stadium 🍷 Dec 24, 2023



29

Indianapolis Colts	7	0	3	0	—	10
Atlanta Falcons	7	6	7	9	—	29

SCORING DRIVES

TEAM	QTR	TIME	SCORING PLAY	IND	ATL
Colts	1	09:24	J.Taylor 1 yd. run (M.Gay kick) (13-75, 5:36)	7	0
Falcons	1	07:42	K.Pitts 24 yd. pass from T.Heinicke (Y.Koo kick) (5-75, 1:42)	7	7
Falcons	2	03:23	Y.Koo 23 yd. Field Goal (14-82, 6:13)	7	10
Falcons	2	00:05	Y.Koo 47 yd. Field Goal (8-46, 1:41)	7	13
Falcons	3	11:13	T.Allgeier 31 yd. run (Y.Koo kick) (8-75, 3:47)	7	20
Colts	3	04:23	M.Gay 33 yd. Field Goal (12-60, 6:50)	10	20
Falcons	4	14:06	Y.Koo 41 yd. Field Goal (12-52, 5:17)	10	23
Falcons	4	05:46	Y.Koo 35 yd. Field Goal (6-33, 2:11)	10	26
Falcons	4	01:57	Y.Koo 25 yd. Field Goal (6-11, 2:52)	10	29

INDIANAPOLIS COLTS

PASSING	ATT	CP	YDS	SK/YD	TD	LG	INT	RTG
Gardner Minshew II	37	20	201	6/31	0	18	1	58.5
TOTAL	37	20	201	6/31	0	18	1	58.5

RUSHING	ATT	YDS	AVG	LG	TD
Jonathan Taylor	18	43	2.4	13	1
Gardner Minshew II	4	31	7.8	23	0
Tyler Goodson	1	15	15.0	15	0
Trey Sermon	2	3	1.5	4	0
TOTAL	25	92	3.7	23	1

RECEIVING	NO	YDS	AVG	LG	TD
Josh Downs	6	39	6.5	14	0
Kylen Granson	5	62	12.4	16	0
Will Mallory	4	47	11.8	18	0
Alec Pierce	3	30	10.0	16	0
Tyler Goodson	1	15	15.0	15	0
D.J. Montgomery	1	8	8.0	8	0
TOTAL	20	201	10.1	18	0

TOP DEFENSE	TOT	SOLO	AST	SCK	YDS	INT
E.J. Speed	12	10	2	0.0	0.0	0
Zaire Franklin	11	9	2	0.0	0.0	0
Judu Brents	7	4	3	0.0	0.0	0

FIELD GOALS	FGM/FGA	PERCENT	RESULTS
Matt Gay	1-1	100.0	33G
TOTAL	1-1	100.0	

ATLANTA FALCONS

PASSING	ATT	CP	YDS	SK/YD	TD	LG	INT	RTG
Taylor Heinicke	33	23	229	1/0	1	24t	0	99.2
TOTAL	33	23	229	1/0	1	24t	0	99.2

RUSHING	ATT	YDS	AVG	LG	TD
Bijan Robinson	12	72	6.0	32	0
Tyler Allgeier	9	69	7.7	31t	1
Cordarrelle Patterson	7	26	3.7	11	0
Taylor Heinicke	2	10	5.0	10	0
TOTAL	30	177	5.9	32	1

RECEIVING	NO	YDS	AVG	LG	TD
Bijan Robinson	7	50	7.1	14	0
Jonnu Smith	4	32	8.0	15	0
Kyle Pitts	3	49	16.3	24t	1
Drake London	3	39	13.0	19	0
Cordarrelle Patterson	2	7	3.5	11	0
Tyler Allgeier	1	19	19.0	19	0
Scotty Miller	1	15	15.0	15	0
Van Jefferson	1	13	13.0	13	0
KhaDarel Hodge	1	5	5.0	5	0
TOTAL	23	229	10.0	24t	1

TOP DEFENSE	TOT	SOLO	AST	SCK	YDS	INT
Kaden Elliss	10	5	5	1.0	8.0	0
Nate Landman	9	7	2	0.0	0.0	0
DeMarco Hellams	7	5	2	0.0	0.0	0

FIELD GOALS	FGM/FGA	PERCENT	RESULTS
Younghoe Koo	5-5	100.0	23G, 47G, 41G, 35G, 25G
TOTAL	5-5	100.0	

The Colts fell to 8-7 on the season after being defeated by the Atlanta Falcons, 29-10, at Mercedes-Benz Stadium. The teams traded touchdowns on their opening offensive possessions. Colts running back Jonathan Taylor capped a 13-play drive with a one-yard touchdown. The Falcons then responded with a tight end Kyle Pitts 24-yard touchdown reception. Indianapolis's offense struggled to move the ball in the second quarter and were forced to three punts while Atlanta notched two field goals to take a 13-7 halftime lead. The Falcons opened the second half with a 31-yard rushing touchdown on their first drive. The Colts responded with a Matt Gay 44-yard field goal, however Atlanta converted three consecutive field goals to seal the 19-point victory. Gardner Minshew II completed 20-of-37 passes for 201 yards and one interception for a 58.5 passer rating. Taylor led the team with 43 rushing yards while tight end Kylen Granson paced the team with five catches for 62 yards. Defensively, linebackers E.J. Speed (13) and Zaire Franklin (12) paced the team in tackles.

TEAM STATISTICS

	COLTS	FALCONS
First Downs	20	23
3rd-Down Eff. (Made/Att/Pct)	5/14/36%	5/13/38%
4th-Down Eff. (Made/Att/Pct)	1/3/33%	1/1/100%
Total Net Yards	262	406
Total Plays	68	64
Yards Per Play	3.9	6.3
Rushes/Net Yards	25/92	30/177
Net Passing	170	229
Pass Attempts/Completions	37/20	33/23
Held Intercepted	1	0
Sacked/Yards Lost	8/31	1/0
Punts/Average	4/48.3	3/44.7
Penalties/Yards	4/29	4/35
Fumbles/Lost	1/0	1/0
Possession Time	30:36	29:24



2023 GAME SUMMARIES



20

WEEK 17

Las Vegas Raiders 20, Indianapolis Colts 23
65,538 Lucas Oil Stadium Dec 31, 2023



23

Las Vegas Raiders	3	0	7	10	—	20
Indianapolis Colts	7	7	3	6	—	23

SCORING DRIVES

TEAM	QTR	TIME	SCORING PLAY	LV	IND
Colts	1	12:11	J.Taylor 5 yd. run (M.Gay kick) (6-75, 2:49)	0	7
Raiders	1	05:57	D.Carlson 40 yd. Field Goal (12-54, 6:14)	3	0
Colts	2	03:53	A.Pierce 58 yd. pass from G.Minshew (M.Gay kick) (6-90, 3:12)	3	14
Raiders	3	06:31	D.Adams 4 yd. pass from A.O'Connell (D.Carlson kick) (15-75, 8:29)	10	14
Colts	3	01:17	M.Gay 38 yd. Field Goal (12-56, 5:14)	10	17
Colts	4	07:34	M.Gay 33 yd. Field Goal (9-61, 5:40)	10	20
Raiders	4	04:35	D.Carlson 33 yd. Field Goal (11-60, 2:59)	13	20
Colts	4	03:11	M.Gay 45 yd. Field Goal (7-48, 1:24)	13	23
Raiders	4	00:43	D.Adams 1 yd. pass from A.O'Connell (D.Carlson kick) (9-75, 2:28)	20	23

LAS VEGAS RAIDERS

PASSING	ATT	CP	YDS	SK/YD	TD	LG	INT	RTG
Aidan O'Connell	47	30	299	2/13	2	24	0	96.0
TOTAL	47	30	299	2/13	2	24	0	96.0

RUSHING	ATT	YDS	AVG	LG	TD
Zamir White	20	71	3.6	9	0
Brandon Bolden	2	6	3.0	4	0
Ameer Abdullah	1	4	4.0	4	0
Aidan O'Connell	2	3	1.5	3	0
TOTAL	25	84	3.4	9	0

RECEIVING	NO	YDS	AVG	LG	TD
Davante Adams	13	126	9.7	24	2
Jakobi Meyers	6	56	9.3	14	0
Zamir White	5	35	7.0	14	0
Austin Hopper	3	28	9.3	13	0
Tre Tucker	2	36	18.0	20	0
Ameer Abdullah	1	18	18.0	18	0
TOTAL	30	299	10.0	24	2

TOP DEFENSE	TOT	SOLO	AST	SCK	YDS	INT
Nate Hobbs	8	4	4	0.0	0.0	0
John Jenkins	7	5	2	0.0	0.0	0
Robert Spillane	6	5	1	0.0	0.0	0

FIELD GOALS	FGM/FGA	PERCENT	RESULTS
Daniel Carlson	2-2	100.0	40G, 33G
TOTAL	2-2	100.0	

INDIANAPOLIS COLTS

PASSING	ATT	CP	YDS	SK/YD	TD	LG	INT	RTG
Gardner Minshew II	23	15	224	1/9	1	58t	0	111.5
TOTAL	23	15	224	1/9	1	58T	0	111.5

RUSHING	ATT	YDS	AVG	LG	TD
Jonathan Taylor	21	96	4.6	15	1
Trey Sermon	5	32	6.4	27	0
Gardner Minshew II	2	3	1.5	4	0
Tyler Goodson	1	3	3.0	3	0
TOTAL	29	134	4.6	27	1

RECEIVING	NO	YDS	AVG	LG	TD
Michael Pittman Jr.	5	46	9.2	20	0
Josh Downs	2	53	26.5	50	0
Mo Alie-Cox	2	18	9.0	14	0
Trey Sermon	2	9	4.5	7	0
Alec Pierce	1	58	58.0	58t	1
Will Mallory	1	19	19.0	19	0
Kylen Granson	1	13	13.0	13	0
Jonathan Taylor	1	8	8.0	8	0
TOTAL	15	224	14.9	58T	1

TOP DEFENSE	TOT	SOLO	AST	SCK	YDS	INT
E.J. Speed	12	8	4	0.0	0.0	0
Zaire Franklin	10	7	3	0.0	0.0	0
Nick Cross	9	3	6	0.0	0.0	0

FIELD GOALS	FGM/FGA	PERCENT	RESULTS
Matt Gay	3-3	100.0	38G, 33G, 45G
TOTAL	3-3	100.0	

Indianapolis improved to 9-7 on the season following a 23-20 victory over the Las Vegas Raiders at Lucas Oil Stadium. The Colts took the opening kickoff 75 yards on six plays as the drive was capped with a Jonathan Taylor five-yard touchdown run. The Raiders responded with a field goal on their opening possession to cut the Indianapolis lead to 7-3. Colts wide receiver Alec Pierce accounted for the only scoring in the second quarter with a 58-yard touchdown reception to give Indy a 14-3 halftime lead. Las Vegas opened the second half with a 15-play scoring drive culminating in a Davante Adams four-yard touchdown reception to cut Indy's lead to 14-10. Colts kicker Matt Gay then notched back-to-back field goals, extending the team's lead to 10. The teams traded field goals with under five minutes remaining in the fourth quarter before Vegas found the end zone on a Davante Adams one-yard touchdown catch. Indianapolis recovered the ensuing onside kick to clinch the victory. Gardner Minshew II completed 15-of-23 passes for 224 yards and one touchdown for a 111.5 passer rating. Taylor led the team in rushing with 96 yards on 21 carries and Michael Pittman Jr. hauled in five receptions for 46 yards. Defensively, linebacker E.J. Speed led the team in tackles for the third-straight week with 12 while defensive tackle Deforest Buckner recorded four stops, 1.0 sack, 1.0 tackle for loss and three quarterback hits.

TEAM STATISTICS

	RAIDERS	COLTS
First Downs	26	16
3rd-Down Eff. (Made/Att/Pct)	5/15/33%	6/13/46%
4th-Down Eff. (Made/Att/Pct)	2/2/100%	1/1/100%
Total Net Yards	370	349
Total Plays	74	53
Yards Per Play	5.0	6.6
Rushes/Net Yards	25/84	29/134
Net Passing	286	215
Pass Attempts/Completions	47/30	23/15
Held Intercepted	0	0
Sacked/Yards Lost	2/13	1/8
Punts/Average	5/37.4	3/49.7
Penalties/Yards	7/54	5/52
Fumbles/Lost	0/0	1/0
Possession Time	33:44	28:16



2023 GAME SUMMARIES



23

WEEK 18
Houston Texans 23, Indianapolis Colts 19
65,925 Lucas Oil Stadium Jan 6, 2024



19

Houston Texans	7	7	3	6	—	23
Indianapolis Colts	3	3	8	5	—	19

SCORING DRIVES

TEAM	QTR	TIME	SCORING PLAY	HOU	IND
Colts	1	09:15	M.Gay 38 yd. Field Goal (11-56, 5:45)	0	3
Texans	1	09:06	N.Collins 75 yd. pass from C.Stroud (K.Fairbairn kick)(1-75, 0:09)	7	3
Texans	2	01:57	A.Beck 1 yd. pass from C.Stroud (K.Fairbairn kick) (8-57, 4:26)	14	3
Colts	2	00:35	M.Gay 52 yd. Field Goal (6-41, 1:22)	14	6
Colts	3	03:56	J.Taylor 49 yd. run (G.Minshew-M.Allie-Cox pass) (4-87, 1:50)	14	14
Texans	3	03:39	K.Fairbairn 51 yd. Field Goal (5-20, 1:58)	17	14
Colts	4	13:33	M.Gay 35 yd. Field Goal (10-59, 5:06)	17	17
Texans	4	06:20	D.Singley 3 yd. run (kick failed, w/)(12-73, 7:13)	23	17
Colts	4	00:01	C.Johnston OB in end zone, forced by A.Speed, for a Safety	23	19

HOUSTON TEXANS

PASSING	ATT	CP	YDS	SK/YD	TD	LG	INT	RTG
C.J. Stroud	26	20	264	2/18	2	75t	0	134.1
TOTAL	26	20	264	2/18	2	75T	0	134.1

RUSHING	ATT	YDS	AVG	LG	TD
Devin Singletary	24	63	2.6	7	1
C.J. Stroud	3	20	6.7	12	0
Cameron Johnston	1	-23	-23.0	-23	0
TOTAL	28	60	2.1	12	1

RECEIVING	NO	YDS	AVG	LG	TD
Nico Collins	9	195	21.7	75t	1
Dalton Schultz	5	42	8.4	17	0
Andrew Beck	2	9	4.5	8	1
Xavier Hutchinson	1	6	6.0	6	0
John Metchie III	1	5	5.0	5	0
Eric Saubert	1	5	5.0	5	0
Devin Singletary	1	2	2.0	2	0
TOTAL	20	264	13.2	75T	2

TOP DEFENSE	TOT	SOLO	AST	SCK	YDS	INT
Blake Cashman	13	4	9	0.0	0.0	0
Christian Harris	12	7	5	1.0	8.0	0
Jalen Pitre	7	4	3	0.0	0.0	0

FIELD GOALS	FGM/FGA	PERCENT	RESULTS
Ka'imi Fairbairn	1-1	100.0	51G
TOTAL	1-1	100.0	

INDIANAPOLIS COLTS

PASSING	ATT	CP	YDS	SK/YD	TD	LG	INT	RTG
Gardner Minshew II	24	13	141	1/8	0	28	0	71.7
TOTAL	24	13	141	1/8	0	28	0	71.7

RUSHING	ATT	YDS	AVG	LG	TD
Jonathan Taylor	30	188	6.3	49t	1
Zack Moss	6	30	5.0	11	0
Gardner Minshew II	1	9	9.0	9	0
TOTAL	37	227	6.1	49T	1

RECEIVING	NO	YDS	AVG	LG	TD
Michael Pittman Jr.	5	44	8.8	18	0
Josh Downs	3	48	16.0	28	0
Mo Allie-Cox	2	18	9.0	12	0
Jonathan Taylor	2	8	4.0	6	0
Kylen Granson	1	23	23.0	23	0
TOTAL	13	141	10.8	28	0

TOP DEFENSE	TOT	SOLO	AST	SCK	YDS	INT
E.J. Speed	13	10	3	0.0	0.0	0
Zaire Franklin	9	3	6	0.0	0.0	0
Segun Olubi	6	6	0	0.0	0.0	0

FIELD GOALS	FGM/FGA	PERCENT	RESULTS
Matt Gay	3-4	75.0	38G, 52G, 57RU, 35G
TOTAL	3-4	75.0	

The Colts were eliminated from playoff contention following a 23-19 defeat by the Houston Texans at Lucas Oil Stadium. Houston scored two first half touchdowns, both passes from C.J. Stroud, to take a 14-6 halftime lead. Indianapolis found the end zone for the first time in the third quarter on Jonathan Taylor's 49-yard touchdown run and tied the score with a two-point conversion to Mo Allie-Cox. Both teams traded field goals to knot the score at 17 before Stroud engineered a 12-play 73-yard drive resulting in a Devin Singletary three-yard touchdown. With a missed extra point, Indianapolis had an opportunity to take the lead, but a fourth-and-one passing attempt fell incomplete to clinch Houston's win. Gardner Minshew II completed 13-of-24 passes for 141 yards for a 71.7 passer rating. Taylor paced the team with 188 yards on 30 carries while Michael Pittman Jr. caught five passes for 44 yards. Defensively, E.J. Speed led the team with 13 tackles and 2.0 tackles for loss.

TEAM STATISTICS

	TEXANS	COLTS
First Downs	16	21
3rd-Down Eff. (Made/Att/Pct)	5/13/38%	1/11/9%
4th-Down Eff. (Made/Att/Pct)	0/1/0%	0/1/0%
Total Net Yards	306	360
Total Plays	56	62
Yards Per Play	5.5	5.8
Rushes/Net Yards	28/60	37/227
Net Passing	246	133
Pass Attempts/Completions	26/20	24/13
Had Intercepted	0	0
Sacked/Yards Lost	2/18	1/8
Punts/Average	6/49.7	4/54.0
Penalties/Yards	11/69	3/14
Fumbles/Lost	0/0	1/1
Possession Time	28:18	30:42



PLAYER PARTICIPATION

PLAYERS	JAX	AT HOU	AT BAL	LAR	TEN	AT JAX	CLE	NO	AT CAR	AT NE	TB	AT TEN	AT CIN	PIT	AT ATL	LV	HOU	GP	DNP	IN	
	9/10	9/17	9/24	10/1	10/8	10/15	10/22	10/29	11/5	11/12	11/26	12/3	12/10	12/16	12/24	12/31	1/6				
Adetomiwa Adebawore	N	N	N	P	N	N	P	P	P	P	P	P	P	N	P	N	N	10	0	7	
McKelvin Agim	PS	PS	PS	PS	PS	PS	PS	PS	PS	PS	PS	PS	PS	PS	PS	PS	PS	1	0	0	
Mo Alike-Cox	P	TE	TE	TE	P	P	P	P	P	TE	P	P	P	TE	P	TE	TE	17	7	0	
Jack Anderson	NOT	PSIR	PSIR	PSI	PSI	PSI	PS	N	N	N	N	N	X	N	N	N	N	1	0	1	
Liam Anderson	PS	PS	PS	PS	PS	PS	PS	PS	PS	PS	PS	PS	PS	PS	PS	P	PS	1	0	0	
Genard Avery	IR	IR	IR	IR	IR	IR	IR	IR	IR	IR	IR	IR	IR	IR	IR	IR	IR	0	0	0	
Darrell Baker Jr.	CB	P	N	N	P	P	P	P	CB	CB	CB	CB	CB	P	N	P	P	14	6	0	
Henry Black	PS	PS	PS	PS	PS	PS	PS	NOT	NOT	NOT	NOT	NOT	NOT	PS	NOT	N	N	0	0	2	
Julian Blackmon	SS	SS	SS	SS	SS	SS	SS	SS	SS	SS	SS	SS	SS	SS	SS	SS	IR	15	15	0	
Ike Boettger	NOT	PS	P	P	PS	N	N	N	PS	PS	PS	PS	PS	PS	PS	PS	PS	2	0	0	
Juju Brents	N	N	P	CB	CB	CB	CB	N	N	N	N	N	N	CB	CB	CB	CB	9	8	8	
Tony Brown	P	P	P	P	P	N	P	CB	P	P	P	P	P	N	R/Team SUS	R/Team SUS	R/Team SUS	12	1	0	
Taven Bryan	P	P	P	DT	P	P	NT	NT	NT	NT	NT	NT	P	P	P	P	P	17	7	0	
DeForest Buckner	DT	DT	DT	P	DT	DT	DT	DT	DT	DT	DT	DT	DT	DT	DT	DT	DT	17	16	0	
Tyrie Cleveland	^	^	^	^	^	^	PS	PS	PS	PS	PS	PS	PS	PS	PS	PS	PS	0	0	0	
Nick Cross	P	P	P	P	P	P	P	P	P	P	P	P	P	P	P	FS	FS	17	2	0	
Marcel Dabo	PS	PS	PS	PS	PS	PS	PS	PS	PS	PS	PS	PS	PS	PS	PS	PS	PS	0	0	0	
Trevor Denbow	P	P	P	P	P	P	P	P	P	P	P	P	P	P	P	P	P	17	0	0	
Josh Downs	WR	P	WR	P	WR	WR	WR	WR	P	P	WR	P	P	P	P	WR	WR	17	9	0	
Ashton Dulin	IR	IR	IR	IR	IR	IR	IR	IR	IR	IR	IR	IR	IR	IR	IR	IR	IR	0	0	0	
Samson Ebukam	DE	DE	DE	DE	DE	DE	DE	DE	DE	DE	DE	DE	DE	DE	DE	DE	DE	17	17	0	
Sam Ehlinger	I-QB3	I-QB3	X	I-QB3	I-QB3	X	X	X	X	X	X	X	X	X	X	X	X	1	0	12	
Ethan Fernea	NOT	NOT	NOT	NOT	NOT	NOT	NOT	NOT	NOT	NOT	NOT	PS	PS	P	P	P	PS	3	0	0	
Dallis Flowers	CB	CB	CB	CB	IR	IR	IR	IR	IR	IR	IR	IR	IR	IR	IR	IR	IR	4	4	0	
Zaire Franklin	MLB	MLB	MLB	MLB	MLB	MLB	MLB	N	MLB	MLB	N	MLB	MLB	MLB	MLB	MLB	MLB	16	16	1	
Blake Freeland	P	P	X	LT	LT	RT	RT	RT	P	P	P	P	RT	RT	RT	P	P	16	9	1	
Wesley French	P	P	C	C	P	P	P	P	P	P	C	P	P	P	P	P	P	17	3	0	
Will Fries	RG	RG	RG	RG	RG	RG	RG	RG	RG	RG	RG	RG	RG	RG	RG	RG	RG	17	17	0	
Jake Funk	P	P	P	P	^	^	^	^	^	^	^	^	^	^	^	^	^	4	0	0	
Matt Gay	P	P	P	P	P	P	P	P	P	P	P	P	P	P	P	P	P	17	0	0	
Tyler Goodson	^	PS	PS	PS	PS	PS	PS	PS	PS	PS	PS	PS	P	P	RB	P	P	6	1	0	
Kylen Granson	P	TE	P	P	P	TE	N	N	P	TE	P	TE	TE	P	TE	P	TE	15	7	0	
Darren Hall	PS	PS	PS	NOT	PS	PS	PS	PS	PS	PS	PS	PS	PS	PS	PS	PS	PS	0	0	0	
Arlington Hambricht	PS	N	N	X	X	X	X	X	P	N	N	N	P	PS	PS	PS	PS	2	0	5	
KJ Hamler	^	^	^	^	PS	PS	PS	PS	PS	PS	PS	PSI	PSI	PSI	PSI	PSI	PSI	0	0	0	
Ronnie Harrison Jr.	PS	PS	PS	PS	PS	PS	PS	PS	PS	PS	P	WLB	P	P	SS	SS	7	3	0		
Lucas Havrisik	NOT	NOT	NOT	NOT	NOT	NOT	PS	NOT	NOT	NOT	NOT	NOT	NOT	NOT	NOT	NOT	NOT	0	0	0	
Evan Hull	P	IR	IR	IR	IR	IR	IR	IR	IR	IR	IR	IR	IR	IR	IR	IR	IR	1	0	0	
Deon Jackson	RB	P	NOT	^	^	^	^	^	^	^	^	^	^	^	^	^	^	2	1	0	
Michael Jacobson	NOT	NOT	NOT	NOT	NOT	NOT	NOT	PS	NOT	NOT	NOT	NOT	NOT	NOT	NOT	NOT	NOT	0	0	0	
Eric Johnson II	P	P	P	P	P	P	P	N	P	P	P	P	N	P	N	P	P	14	0	3	
Jaylon Jones	P	P	P	P	CB	P	P	CB	CB	CB	CB	CB	CB	CB	CB	CB	CB	P	17	10	0
Ryan Kelly	C	C	N	N	C	C	C	C	C	C	C	C	C	C	C	C	C	14	4	0	
Lewis Kidd	^	PS	PS	PS	PS	PS	PS	PS	PS	PS	PS	PS	PS	PS	PS	NOT	NOT	0	0	0	
Chris Lammons	R/SUS	R/SUS	R/SUS	PS	PS	PS	PS	P	P	PS	PS	PS	PS	PS	P	NCB	N	4	1	0	
Isiah Land	N	N	N	N	N	N	N	N	N	P	P	N	N	N	N	P	P	7	0	0	
Shaquille Leonard	WLB	WLB	N	WLB	N	WLB	WLB	WLB	WLB	WLB	NOT	NOT	NOT	NOT	NOT	NOT	NOT	9	9	1	
Titus Leo	IR	IR	IR	IR	IR	IR	IR	IR	IR	IR	IR	IR	IR	IR	IR	IR	IR	0	0	0	
Tyquan Lewis	P	P	P	P	P	P	P	P	P	P	P	P	P	P	P	P	P	17	0	0	
Will Mallory	N	P	N	N	N	P	P	N	P	TE	P	P	P	TE	P	P	12	2	5		
Jake Martin	P	P	P	P	P	P	P	P	P	P	P	P	P	P	P	P	P	17	0	0	
Cameron McGrone	P	P	P	N	P	P	P	P	N	N	N	P	P	P	N	P	P	12	0	0	
Isiah McKenzie	P	P	P	P	P	P	P	P	P	P	WR	WR	N	R/Team SUS	R/Team SUS	R/Team SUS	13	2	0		
Racey McMath	PS	PS	PS	PS	PS	PS	NOT	NOT	NOT	NOT	NOT	NOT	NOT	NOT	NOT	NOT	^	0	0	0	
Jaydon Mickens	NOT	NOT	NOT	NOT	NOT	NOT	NOT	NOT	NOT	NOT	NOT	NOT	NOT	PS	PS	PS	PS	0	0	0	
Anthony Miller	^	^	^	^	^	PS	^	^	^	^	^	^	^	^	^	^	^	0	0	0	
Gardner Minshew II	P	P	QB	P	P	QB	QB	QB	QB	QB	QB	QB	QB	QB	QB	QB	QB	17	13	0	
Kellen Mond	^	^	^	^	^	PS	PS	PS	PS	PS	PS	PS	PS	PS	PS	PS	PS	0	0	0	
D.J. Montgomery	PS	PS	PS	PS	PS	PS	PS	PS	PS	PS	P	P	P	P	P	P	P	7	0	0	
Kenny Moore II	NCB	CB	CB	NCB	NCB	NCB	CB	NCB	NCB	NCB	NCB	NCB	NCB	NCB	NCB	N	CB	16	16	1	
Zack Moss	N	RB	RB	RB	RB	P	P	P	P	P	P	RB	RB	RB	N	N	P	14	8	3	
Al-Quadin Muhammad	PS	PS	PS	PS	PS	PS	PS	PS	PS	PS	PS	PS	R/SUS	R/SUS	R/SUS	R/SUS	R/SUS	0	0	0	
Jordan Murray	NOT	PS	PS	PS	PS	PS	PS	PS	PS	PS	PS	PS	PS	PS	PS	PS	PS	0	0	0	
Donavan Milton	NOT	NOT	NOT	NOT	NOT	NOT	NOT	NOT	NOT	NOT	NOT	NOT	NOT	NOT	NOT	NOT	NOT	0	0	0	
Quenton Nelson	LG	LG	LG	LG	LG	LG	LG	LG	LG	LG	LG	LG	LG	LG	LG	LG	LG	17	17	0	
Dayo Odeyingbo	P	P	P	DE	P	P	P	P	P	P	P	P	P	P	P	P	P	17	1	0	
Draw Odeytree	TE	N	P	TE	P	TE	TE	TE	TE	TE	N	N	P	TE	TE	C/EL	C/EL	12	9	0	
Segun Oluibi	P	P	P	P	P	P	P	MLB	P	P	P	P	N	N	P	P	LB	15	2	0	
Kwity Paye	DE	DE	DE	DE	N	DE	DE	DE	DE	DE	DE	DE	DE	DE	DE	DE	DE	16	16	0	
Alec Pierce	WR	WR	WR	WR	WR	WR	WR	WR	WR	WR	WR	WR	WR	WR	WR	WR	WR	17	16	0	
Danny Pinter	IR	IR	IR	IR	IR	IR	IR	IR	IR	IR	IR	IR	IR	IR	IR	IR	IR	0	0	0	
Michael Pittman Jr.	WR	WR	WR	WR	WR	WR	WR	WR	WR	WR	WR	WR	P	WR	N	WR	WR	16	15	1	
Bernhard Raimann	LT	LT	LT	N	N	LT	LT	LT	LT	LT	LT	LT	LT	LT	LT	LT	LT	15	15	0	
Luke Rhodes	P	P	P	P	P	P	P	P	P	P	P	P	P	P	P	P	P	17	0	0	
Anthony Richardson	QB	QB	N	QB	QB	N	IR	IR	IR	IR	IR	IR	IR	IR	IR	IR	IR	4	4	0	
Amari Rodgers	PS	PS	PS	P	P	P	NOT	NOT	NOT	NOT	NOT	NOT	NOT	NOT	NOT	NOT	NOT	3	0	0	



PLAYER PARTICIPATION

Rigoberto Sanchez	P	P	P	P	P	P	P	P	P	P	P	P	P	P	P	P	P	P	17	0	0	0	
Daniel Scott	IR	IR	IR	IR	IR	IR	IR	IR	IR	IR	IR	IR	IR	IR	IR	IR	IR	IR	0	0	0	0	
Zavier Scott	NOT	NOT	NOT	NOT	NOT	NOT	PS	PS	PS	PS	PS	PS	PS	PS	PS	PS	PS	PS	0	0	0	0	
Trey Sermon	^	^	P	P	P	P	P	P	P	P	P	P	P	P	P	P	P	P	N	14	0	0	1
Dakoda Shepley	^	^	PS	PS	PS	PS	^	^	^	^	^	^	^	^	^	^	^	^	^	0	0	0	0
Josh Sillis	P	P	P	P	P	P	P	P	P	P	P	P	P	P	P	P	P	P	P	17	0	0	0
Braden Smith	RT	RT	RT	RT	RT	N	N	N	N	RT	RT	RT	N	N	N	RT	RT	RT	10	10	0	7	
Ameer Speed	^	^	^	^	^	^	N	N	N	P	P	P	P	P	P	P	P	P	P	8	0	0	3
E.J. Speed	P	SAM	SAM	P	SAM	SAM	SAM	P	P	P	WLB	WLB	N	WLB	WLB	WLB	WLB	WLB	16	11	0	1	
Grover Stewart	NT	NT	NT	NT	NT	NT	R/SUS	R/SUS	R/SUS	R/SUS	R/SUS	R/SUS	NT	NT	NT	NT	NT	NT	11	11	0	0	
Grant Stuard	P	P	P	P	P	P	P	P	P	P	P	P	P	P	P	P	P	P	P	17	0	0	0
Isaac Taylor-Stuart	PS	PS	PSI	PSI	PSI	PSI	PSI	PSI	PSI	PSI	PSI	PSI	PSI	PSI	PSI	PSI	PSI	PSI	0	0	0	0	
Jonathan Taylor	R/PUP	R/PUP	R/PUP	R/PUP	P	P	RB	RB	RB	RB	RB	RB	N	N	N	P	RB	RB	10	7	0	3	
Rodney Thomas II	FS	FS	FS	FS	FS	FS	FS	FS	FS	FS	FS	FS	FS	FS	FS	FS	FS	P	P	17	15	0	0
Jared Veldheer	^	^	^	^	^	^	^	^	^	^	^	^	^	PS	PS	X	PS	PS	0	0	1	0	
Brandon Wilson	^	^	^	^	^	^	^	^	^	^	PS	PS	PS	NOT	NOT	NOT	NOT	NOT	0	0	0	0	
Juwann Winfree	P	P	P	PS	PS	NOT	P	P	WR	P	N	N	NOT	NOT	PS	PS	P	8	1	0	2		
Jake Witt	IR	IR	IR	IR	IR	IR	IR	IR	IR	IR	IR	IR	IR	IR	IR	IR	IR	IR	0	0	0	0	
Jelani Woods	IR	IR	IR	IR	IR	IR	IR	IR	IR	IR	IR	IR	IR	IR	IR	IR	IR	IR	0	0	0	0	

LEGEND:

CAPS=Starter, P=Player was a substitution, I-QB3=Inactive - QB3, N=On Inactive List, X=Did Not Play (Non-injury), NOT=Not on Roster, IR=Injured Reserve, PS=Practice Squad, I=Inactive, NOTT=Not on any Team, R/Team SUS=Reserve/Team Susp., R/PUP=Reserved/PUP, C/EL=Commissioner Exempt List, R/SUS=Reserve/League Susp., PSI=Practice Squad Injured, PSIR=Practice Squad/Injured Reserve, ^=With Other Team



2023 GAME-BY-GAME STARTERS - OFFENSE

2023 REGULAR SEASON										
OFFENSE										
DATE	OPPONENT	LT	LG	C	RG	RT	TE	WR	QB	RB
9/10	Jacksonville	Bernhard Raimann	Quenton Nelson	Ryan Kelly	Will Fries	Braden Smith	Drew Ogletree	Josh Downs/ Alec Pierce/ Michael Pittman Jr.	Anthony Richardson	Deon Jackson
9/17	at Houston	Bernhard Raimann	Quenton Nelson	Ryan Kelly	Will Fries	Braden Smith	Kylen Granson/ Mo Alie-Cox	Alec Pierce/ Michael Pittman Jr.	Anthony Richardson	Zack Moss
9/24	at Baltimore	Bernhard Raimann	Quenton Nelson	Wesley French	Will Fries	Braden Smith	Mo Alie-Cox	Josh Downs/ Alec Pierce/ Michael Pittman Jr.	Gardner Minshew II	Zack Moss
10/1	L.A. Rams	Blake Freeland	Quenton Nelson	Wesley French	Will Fries	Braden Smith	Mo Alie-Cox/ Drew Ogletree	Alec Pierce/ Michael Pittman Jr.	Anthony Richardson	Zack Moss
10/8	Tennessee	Blake Freeland	Quenton Nelson	Ryan Kelly	Will Fries	Braden Smith	Drew Ogletree	Josh Downs/ Alec Pierce/ Michael Pittman Jr.	Anthony Richardson	Zack Moss
10/15	at Jacksonville	Bernhard Raimann	Quenton Nelson	Ryan Kelly	Will Fries	Blake Freeland	Kylen Granson	Josh Downs/ Alec Pierce/ Michael Pittman Jr.	Gardner Minshew II	Zack Moss
10/22	Cleveland	Bernhard Raimann	Quenton Nelson	Ryan Kelly	Will Fries	Blake Freeland	Drew Ogletree	Josh Downs/ Alec Pierce/ Michael Pittman Jr.	Gardner Minshew II	Jonathan Taylor
10/29	New Orleans	Bernhard Raimann	Quenton Nelson	Ryan Kelly	Will Fries	Blake Freeland	Drew Ogletree	Josh Downs/ Alec Pierce/ Michael Pittman Jr.	Gardner Minshew II	Jonathan Taylor
11/5	at Carolina	Bernhard Raimann	Quenton Nelson	Ryan Kelly	Will Fries	Blake Freeland	Drew Ogletree	Juwann Winfree/ Alec Pierce/ Michael Pittman Jr.	Gardner Minshew II	Jonathan Taylor
11/12	at New England	Bernhard Raimann	Quenton Nelson	Ryan Kelly	Will Fries	Braden Smith	Kylen Granson/ Mo Alie-Cox	Alec Pierce/ Michael Pittman Jr.	Gardner Minshew II	Jonathan Taylor
11/26	Tampa Bay	Bernhard Raimann	Quenton Nelson	Wesley French	Will Fries	Braden Smith	Will Mallory	Josh Downs/ Alec Pierce/ Michael Pittman Jr.	Gardner Minshew II	Jonathan Taylor
12/3	at Tennessee	Bernhard Raimann	Quenton Nelson	Ryan Kelly	Will Fries	Braden Smith	Kylen Granson	Isaiah McKenzie/ Alec Pierce/ Michael Pittman Jr.	Gardner Minshew II	Zack Moss
12/10	at Cincinnati	Bernhard Raimann	Quenton Nelson	Ryan Kelly	Will Fries	Blake Freeland	Kylen Granson/ Drew Ogletree	Isaiah McKenzie/ Alec Pierce	Gardner Minshew II	Zack Moss
12/16	Pittsburgh	Bernhard Raimann	Quenton Nelson	Ryan Kelly	Will Fries	Blake Freeland	Mo Alie-Cox/ Drew Ogletree	Alec Pierce/ Michael Pittman Jr.	Gardner Minshew II	Zack Moss
12/24	at Atlanta	Bernhard Raimann	Quenton Nelson	Ryan Kelly	Will Fries	Blake Freeland	Kylen Granson/ Will Mallory/ Drew Ogletree	Alec Pierce	Gardner Minshew II	Tyler Goodson
12/31	Las Vegas	Bernhard Raimann	Quenton Nelson	Ryan Kelly	Will Fries	Braden Smith	Mo Alie-Cox	Josh Downs/ Alec Pierce/ Michael Pittman Jr.	Gardner Minshew II	Jonathan Taylor
1/6	Houston	Bernhard Raimann	Quenton Nelson	Ryan Kelly	Will Fries	Braden Smith	Kylen Granson/ Mo Alie-Cox	Josh Downs/ Michael Pittman Jr.	Gardner Minshew II	Jonathan Taylor



2023 GAME-BY-GAME STARTERS - DEFENSE

2023 REGULAR SEASON											
DEFENSE											
DATE	OPPONENT	DE	DT	NT	DE	WLB	MLB	SAM	CB	FS	SS
9/10	Jacksonville	Kwity Paye	DeForest Buckner	Grover Stewart	Samson Ebukam	Shaquille Leonard	Zaire Franklin	--	Dallis Flowers/ Kenny Moore II/ Darrell Baker Jr.	Rodney Thomas II	Julian Blackmon
9/17	at Houston	Kwity Paye	DeForest Buckner	Grover Stewart	Samson Ebukam	Shaquille Leonard	Zaire Franklin	E.J. Speed	Dallis Flowers/ Kenny Moore II	Rodney Thomas II	Julian Blackmon
9/24	at Baltimore	Kwity Paye	DeForest Buckner	Grover Stewart	Samson Ebukam	Shaquille Leonard	Zaire Franklin	E.J. Speed	Dallis Flowers/ Kenny Moore II	Rodney Thomas II	Julian Blackmon
10/1	L.A. Rams	Kwity Paye	Taven Bryan	Grover Stewart	Samson Ebukam	Shaquille Leonard	Zaire Franklin	--	JuJu Brents/ Dallis Flowers/ Kenny Moore II	Rodney Thomas II	Julian Blackmon
10/8	Tennessee	Dayo Odeyngbo	DeForest Buckner	Grover Stewart	Samson Ebukam	E.J. Speed	Zaire Franklin	--	JuJu Brents/ Jaylon Jones/ Kenny Moore II	Rodney Thomas II	Julian Blackmon
10/15	at Jacksonville	Kwity Paye	DeForest Buckner	Grover Stewart	Samson Ebukam	Shaquille Leonard	Zaire Franklin	E.J. Speed	JuJu Brents/ Kenny Moore II	Rodney Thomas II	Julian Blackmon
10/22	Cleveland	Kwity Paye	DeForest Buckner	Taven Bryan	Samson Ebukam	Shaquille Leonard	Zaire Franklin	E.J. Speed	JuJu Brents/ Kenny Moore II	Rodney Thomas II	Julian Blackmon
10/29	New Orleans	Kwity Paye	DeForest Buckner	Taven Bryan	Samson Ebukam	Shaquille Leonard	Zaire Franklin	--	Tony Brown/ Jaylon Jones/ Kenny Moore II	Rodney Thomas II	Julian Blackmon
11/5	at Carolina	Kwity Paye	DeForest Buckner	Taven Bryan	Samson Ebukam	Shaquille Leonard	Segun Olubi	--	Jaylon Jones/ Kenny Moore II/ Darrell Baker Jr.	Rodney Thomas II	Julian Blackmon
11/12	at New England	Kwity Paye	DeForest Buckner	Taven Bryan	Samson Ebukam	Shaquille Leonard	Zaire Franklin	--	Jaylon Jones/ Kenny Moore II/ Darrell Baker Jr.	Rodney Thomas II	Julian Blackmon
11/26	Tampa Bay	Kwity Paye	DeForest Buckner	Taven Bryan	Samson Ebukam	E.J. Speed	Zaire Franklin	--	Jaylon Jones/ Kenny Moore II/ Darrell Baker Jr.	Rodney Thomas II	Julian Blackmon
12/3	at Tennessee	Kwity Paye	DeForest Buckner	Taven Bryan	Samson Ebukam	E.J. Speed	Zaire Franklin	--	Jaylon Jones/ Kenny Moore II/ Darrell Baker Jr.	Rodney Thomas II	Julian Blackmon
12/10	at Cincinnati	Kwity Paye	DeForest Buckner	Grover Stewart	Samson Ebukam	Ronnie Harrison Jr.	Zaire Franklin	--	Jaylon Jones/ Kenny Moore II/ Darrell Baker Jr.	Rodney Thomas II	Julian Blackmon
12/16	Pittsburgh	Kwity Paye	DeForest Buckner	Grover Stewart	Samson Ebukam	E.J. Speed	Zaire Franklin	--	JuJu Brents/ Jaylon Jones/ Kenny Moore II	Rodney Thomas II	Julian Blackmon
12/24	at Atlanta	Kwity Paye	DeForest Buckner	Grover Stewart	Samson Ebukam	E.J. Speed	Zaire Franklin	--	JuJu Brents/ Jaylon Jones/ Kenny Moore II	Rodney Thomas II	Julian Blackmon
12/31	Las Vegas	Kwity Paye	DeForest Buckner	Grover Stewart	Samson Ebukam	E.J. Speed	Zaire Franklin	--	JuJu Brents/ Jaylon Jones/ Chris Lammons	Nick Cross	Ronnie Harrison Jr.
1/6	Houston	Kwity Paye	DeForest Buckner	Grover Stewart	Samson Ebukam	E.J. Speed	Zaire Franklin	Segun Olubi	JuJu Brents/ Kenny Moore II	Nick Cross	Ronnie Harrison Jr.



TEAM OFFENSE GAME-BY-GAME STATS

2023 REGULAR SEASON COLTS GAME-BY-GAME OFFENSE

	09/10	09/17	09/24	10/01	10/08	10/15	10/22	10/29	11/05	11/12	11/26	12/03	12/10	12/16	12/24	12/31	01/06	Totals
	JAX	HOU	@ BAL	LAR	TEN	@ JAX	CLE	NO	@ CAR	@ NE	TB	TEN	@ CIN	PIT	@ ATL	LV	HOU	
FIRST DOWNS																		
Total	18	19	19	19	21	18	20	19	17	14	26	19	19	19	20	16	21	324
Rushing	4	6	10	6	7	4	8	6	5	4	12	5	4	9	4	8	11	113
Passing	12	13	9	10	12	14	11	10	7	8	13	10	14	8	14	7	6	178
Penalty	2	0	0	3	2	0	1	3	5	2	1	4	1	2	2	1	4	33
THIRD DOWNS																		
Attempts	12	12	22	10	13	17	15	16	13	13	11	14	11	15	14	13	11	232
Converted	2	6	8	3	8	6	7	7	4	5	2	3	3	6	5	6	1	82
Percentage	16.7%	50.0%	36.4%	30.0%	61.5%	35.3%	46.7%	43.8%	30.8%	38.5%	18.2%	21.4%	27.3%	40.0%	35.7%	46.2%	9.1%	35.3%
FOURTH DOWNS																		
Attempts	5	0	1	2	1	6	0	1	0	2	4	1	2	2	3	1	1	32
Converted	1	0	0	1	0	3	0	1	0	2	3	1	1	1	1	1	0	16
Percentage	20.0%	0	0.0%	50.0%	0.0%	50.0%	0	100.0%	0	100.0%	75.0%	100.0%	50.0%	50.0%	33.3%	100.0%	0.0%	50.0%
TOT. OFFENSE																		
Net Yards	280	353	327	329	429	354	456	371	198	264	394	355	272	372	262	349	360	5,725
Plays	69	56	84	58	61	75	67	67	57	54	70	68	60	65	68	53	62	1,094
Avg./Play	4.1	6.3	3.9	5.7	7.0	4.7	6.8	5.5	3.5	4.9	5.6	5.2	4.5	5.7	3.9	6.6	5.8	5.2
RUSHING																		
Net Yards	65	126	139	133	193	44	168	164	78	70	155	55	46	170	92	134	227	2,059
Rush. Att.	26	23	35	31	34	17	40	24	30	26	27	23	18	34	25	29	37	479
Avg./Att.	2.5	5.5	4.0	4.3	5.7	2.6	4.2	6.8	2.6	2.7	5.7	2.4	2.6	5.0	3.7	4.6	6.1	4.3
PASSING																		
Net Yards	215	227	188	196	236	310	288	207	120	194	239	300	226	202	170	215	133	3,666
Attempts	39	33	44	25	26	55	23	41	26	28	41	42	39	28	37	23	24	574
Completions	24	25	27	11	20	33	15	23	17	18	24	26	26	18	20	15	13	355
Intercepted	1	0	0	0	0	3	1	1	0	1	1	0	1	0	1	0	0	10
Gross Yards	223	227	227	200	253	329	305	213	127	194	251	312	240	215	201	224	141	3,882
Sacked	4.0	4.0	5.0	2.0	1.0	3.0	4.0	2.0	1.0	0.0	2.0	3.0	3.0	3.0	6.0	1.0	1.0	41.0
Yards Lost	8	0	39	4	17	19	17	6	7	0	12	12	14	13	31	9	8	216
ADVANCES																		
Rushes	26	23	35	31	34	17	40	24	30	26	27	23	18	34	25	29	37	479
Completions	24	25	27	11	20	33	15	23	17	18	24	26	26	18	20	15	13	355
Totals	50	48	62	42	54	50	55	47	47	44	51	49	44	52	45	44	50	834
Total Drives	14	10	16	11	8	13	16	12	9	10	11	13	10	11	11	10	12	197
PENALTIES																		
Number	4	8	6	8	8	6	8	6	5	4	5	4	9	2	4	5	3	95
Yards	35	42	31	80	55	46	67	30	25	34	40	29	66	10	29	52	14	685
FUMBLES																		
Number	2	1	1	2	1	1	4	0	1	0	1	3	1	0	1	1	1	21
Lost	2	0	0	1	0	1	3	0	1	0	0	2	1	0	0	0	1	12
PUNTING																		
Yards	208	220	325	193	50	143	260	258	241	224	94	256	194	57	193	149	216	3,281
Punts	5	5	7	4	1	3	5	5	5	5	2	5	4	2	4	3	4	69
Net Avg.	30.0	40.0	40.0	44.5	38.0	45.7	47.6	42.4	41.8	44.8	47.0	44.0	45.5	28.5	45.5	48.7	43.5	42.3
Gross Avg.	41.6	44.0	46.4	48.3	50.0	47.7	52.0	51.6	48.2	44.8	47.0	51.2	48.5	28.5	48.3	49.7	54.0	47.6
SCORING																		
Points	21	31	22	23	23	20	38	27	27	10	27	31	14	30	10	23	19	396
Q1	0	14	0	0	7	3	14	7	0	7	10	7	0	0	7	7	3	86
Q2	7	14	10	0	3	3	7	13	20	0	7	6	14	14	0	7	3	128
Q3	14	3	3	8	7	0	7	0	0	0	3	9	0	10	3	3	8	78
Q4	0	0	6	15	6	14	10	7	7	3	7	3	0	6	0	6	5	95
OT	0	0	3	0	0	0	0	0	0	0	0	6	0	0	0	0	0	9
TD Rushing	1	3	0	1	2	1	3	1	0	1	3	0	0	0	1	1	1	19
TD Passing	1	1	1	2	0	1	2	2	1	0	0	2	1	3	0	1	0	18
TD KO Returns	0	0	0	0	0	0	0	0	0	0	0	0	0	0	0	0	0	0
TD Punt Returns	0	0	0	0	0	0	0	0	0	0	0	0	0	0	0	0	0	0
TD Sp. Teams	0	0	0	0	0	0	0	0	0	0	0	1	0	0	0	0	0	1
TD Def. Returns	1	0	0	0	0	0	0	0	2	0	0	0	1	0	0	0	0	4
FG Attempts	0	1	5	1	3	2	2	2	2	2	3	4	1	5	1	3	4	41
FG Made	0	1	5	0	3	2	1	2	2	1	2	4	0	3	1	3	3	33
Safety	0	0	0	0	0	0	0	0	0	0	0	0	0	0	0	0	1	1
2-Pt Attempts	0	0	0	2	0	0	0	0	0	0	1	1	0	0	0	0	1	5
2-Pt Made	0	0	0	2	0	0	0	0	0	0	0	1	0	0	0	0	1	4
Time of Possession	26:23	25:02	36:33	24:25	31:03	31:19	32:31	29:51	28:51	25:35	31:21	29:03	28:08	33:20	30:36	26:16	30:42	500:59



TEAM DEFENSE GAME-BY-GAME STATS

2023 REGULAR SEASON COLTS GAME-BY-GAME DEFENSE

	09/10	09/17	09/24	10/01	10/08	10/15	10/22	10/29	11/05	11/12	11/26	12/03	12/10	12/16	12/24	12/31	01/06	
	@ JAX	@ HOU	@ BAL	LAR	TEN	@ JAX	CLE	NO	@ CAR	@ NE	TB	@ TEN	@ CIN	PIT	@ ATL	LV	HOU	Totals
FIRST DOWNS																		
Total	20	24	20	27	19	17	18	24	17	21	17	25	19	13	23	26	16	346
Rushing	9	3	12	8	4	7	6	10	10	11	6	12	5	3	8	4	5	123
Passing	10	18	7	16	14	6	9	12	7	9	9	12	11	9	14	19	10	192
Penalty	1	3	1	3	1	4	3	2	0	1	2	1	3	1	1	3	1	31
THIRD DOWNS																		
Attempts	12	19	16	15	12	14	16	12	16	14	13	17	11	12	13	15	13	240
Converted	3	9	6	6	5	4	4	6	7	6	5	6	3	4	5	5	5	89
Percentage	25.0%	47.4%	37.5%	40.0%	41.7%	28.6%	25.0%	50.0%	43.8%	42.9%	38.5%	35.3%	27.3%	33.3%	38.5%	33.3%	38.5%	37.1%
FOURTH DOWNS																		
Attempts	3	2	1	1	2	1	2	0	3	1	1	1	1	3	1	2	1	26
Converted	1	2	0	1	1	1	1	0	2	1	1	0	1	2	1	2	0	17
Percentage	33.3%	100.0%	0.0%	100.0%	50.0%	100.0%	50.0%	0	66.7%	100.0%	100.0%	0.0%	100.0%	66.7%	100.0%	100.0%	0.0%	65.4%
TOT. OFFENSE																		
Net Yards	342	389	364	467	348	233	316	511	275	340	298	381	385	216	406	370	306	5,947
Plays	69	79	72	78	58	62	72	66	71	68	56	81	57	54	64	74	56	1,137
Avg./Play	5.0	4.9	5.1	6.0	6.0	3.8	4.4	7.7	3.9	5.0	5.3	4.7	6.8	4.0	6.3	5.0	5.5	5.2
RUSHING																		
Net Yards	105	52	186	164	89	85	150	161	138	167	125	177	111	74	177	84	60	2,105
Rush. Att.	35	26	37	36	22	29	33	36	28	36	19	42	32	24	30	25	28	518
Avg./Att.	3.0	2.0	5.0	4.6	4.0	2.9	4.5	4.5	4.9	4.6	6.6	4.2	3.5	3.1	5.9	3.4	2.1	4.1
PASSING																		
Net Yards	237	337	178	303	259	148	166	350	137	173	173	204	274	142	229	286	246	3,842
Attempts	32	47	31	40	35	30	37	29	39	27	31	33	25	26	33	47	26	568
Completions	24	30	22	27	23	20	16	20	24	18	20	16	19	18	23	30	20	370
Intercepted	1	0	0	1	1	1	2	0	3	2	1	0	1	2	0	0	0	15
Gross Yards	241	384	202	319	264	181	183	354	173	195	199	224	274	172	229	299	264	4,157
Sacked	2.0	6.0	4.0	2.0	6.0	3.0	2.0	1.0	4.0	5.0	6.0	6.0	0.0	4.0	1.0	2.0	2.0	51.0
Yards Lost	4	47	24	16	5	33	17	4	36	22	26	20	0	30	0	13	18	315
ADVANCES																		
Rushes	35	26	37	36	22	29	33	36	28	36	19	42	32	24	30	25	28	518
Completions	24	30	22	27	23	20	16	20	24	18	20	16	19	18	23	30	20	370
Totals	59	56	59	63	45	49	49	56	52	54	39	58	51	42	53	55	48	888
Total Drives	15	11	15	12	8	14	16	12	12	10	10	15	11	12	10	9	11	203
PENALTIES																		
Number	4	3	1	8	4	5	4	8	10	5	4	9	5	8	4	7	11	100
Yards	45	20	5	85	58	25	20	73	81	34	24	74	40	101	35	54	69	843
FUMBLES																		
Number	3	3	4	1	0	0	1	1	1	1	2	4	0	1	1	0	0	23
Lost	1	1	2	0	0	0	0	1	0	0	1	2	0	1	0	0	0	9
PUNTING																		
Yards	223	127	329	123	43	203	272	158	174	250	208	299	147	160	134	187	298	3,335
Punts	5	3	7	3	1	4	5	4	4	4	7	4	4	3	5	6	6	73
Net Avg.	40.6	35.7	40.1	36.7	38.0	47.5	46.8	37.8	40.8	49.8	38.8	36.3	36.8	30.5	44.7	37.4	45.5	40.4
Gross Avg.	44.6	42.3	47.0	41.0	43.0	50.8	54.4	39.5	43.5	62.5	52.0	42.7	36.8	40.0	44.7	37.4	49.7	45.7
SCORING																		
Points	31	20	19	29	16	37	39	38	13	6	20	28	34	13	29	20	23	415
Q1	7	7	7	14	3	0	7	7	0	3	3	10	7	6	7	3	7	98
Q2	7	3	0	6	3	21	20	14	3	0	7	7	7	7	6	0	7	118
Q3	3	0	7	3	10	10	3	7	7	0	0	2	14	0	7	7	3	83
Q4	14	10	5	0	0	6	9	10	3	3	10	6	6	0	9	10	6	107
OT	0	0	0	6	0	0	0	0	0	0	0	3	0	0	0	0	0	9
TD Rushing	2	0	2	2	1	2	3	3	0	0	0	2	2	1	1	0	1	22
TD Passing	2	2	0	1	0	2	0	2	1	0	2	1	2	1	1	2	2	21
TD KO Returns	0	0	0	0	0	0	0	0	0	0	0	0	0	0	0	0	0	0
TD Punt Returns	0	0	0	0	0	0	0	0	0	0	0	0	0	0	0	0	0	0
TD Sp. Teams	0	0	0	0	0	0	0	0	0	0	0	0	0	0	0	0	0	0
TD Def. Returns	0	0	0	0	0	0	1	0	0	0	0	0	0	0	0	0	0	1
FG Attempts	1	3	2	5	3	3	4	1	2	3	2	2	2	0	5	2	1	41
FG Made	1	2	1	3	3	3	4	1	2	2	2	2	2	0	5	2	1	36
Safety	0	0	1	0	0	0	0	0	0	0	0	0	0	0	0	0	0	1
2-Pt Attempts	0	0	0	0	0	0	1	0	0	0	0	0	0	0	0	0	0	1
2-Pt Made	0	0	0	0	0	0	0	0	0	0	0	0	0	0	0	0	0	0
Time of Possession	33:37	34:58	32:18	39:46	28:57	28:41	27:29	30:09	31:09	34:25	28:39	38:26	31:52	26:40	29:24	33:44	29:18	539:32



INDIVIDUAL PASSING GAME-BY-GAME

PASSING:		GARDNER MINSHEW II												
DATE	OPP.	ATT	CMP	YDS	CMP%	Y/A	Y/C	TD	TD%	INT	INT%	LG	SK/YD	RATE
09/10	Jacksonville	2	0	0	0.0%	0.0	0.0	0	0.0%	0	0.0%	0	0/0	39.6
09/17	at Houston	23	19	171	82.6%	7.4	9.0	1	4.3%	0	0.0%	43	0/0	112.1
09/24	at Baltimore	44	27	227	61.4%	5.2	8.4	1	2.3%	0	0.0%	34	5/39	82.3
10/01	L.A. Rams	0	0	0	0.0%	0.0	0.0	0	0.0%	0	0.0%	0	0/0	0.0
10/08	Tennessee	14	11	155	78.6%	11.1	14.1	0	0.0%	0	0.0%	27	0/0	112.8
10/15	at Jacksonville	55	33	329	60.0%	6.0	10.0	1	1.8%	3	5.5%	45	3/19	60.3
10/22	Cleveland	23	15	305	65.2%	13.3	20.3	2	8.7%	1	4.3%	75t	4/17	119.4
10/29	New Orleans	41	23	213	56.1%	5.2	9.3	2	4.9%	1	2.4%	33t	2/6	76.6
11/05	at Carolina	26	17	127	65.4%	4.9	7.5	1	3.8%	0	0.0%	19	1/7	89.7
11/12	at New England	28	18	194	64.3%	6.9	10.8	0	0.0%	1	3.6%	30	0/0	69.6
11/26	Tampa Bay	41	24	251	58.5%	6.1	10.5	0	0.0%	1	2.4%	30	2/12	66.2
12/03	at Tennessee	42	26	312	61.9%	7.4	12.0	2	4.8%	0	0.0%	55	3/12	100.5
12/10	at Cincinnati	39	26	240	66.7%	6.2	9.2	1	2.6%	1	2.6%	31	3/14	81.1
12/16	Pittsburgh	28	18	215	64.3%	7.7	11.9	3	10.7%	0	0.0%	42	3/13	123.4
12/24	at Atlanta	37	20	201	54.1%	5.4	10.1	0	0.0%	1	2.7%	18	6/31	58.5
12/31	Las Vegas	23	15	224	65.2%	9.7	14.9	1	4.3%	0	0.0%	58t	1/9	111.5
01/06	Houston	24	13	141	54.2%	5.9	10.8	0	0.0%	0	0.0%	28	1/8	71.7
TOTALS		490	305	3,305	62.2%	6.7	10.8	15	3.1%	9	1.8%	75T	34/187	84.6

PASSING:		ANTHONY RICHARDSON												
DATE	OPP.	ATT	CMP	YDS	CMP%	Y/A	Y/C	TD	TD%	INT	INT%	LG	SK/YD	RATE
09/10	Jacksonville	37	24	223	64.9%	6.0	9.3	1	2.7%	1	2.7%	39t	4/8	79.0
09/17	at Houston	10	6	56	60.0%	5.6	9.3	0	0.0%	0	0.0%	15	0/0	75.4
09/24	at Baltimore	INACTIVE												
10/01	L.A. Rams	25	11	200	44.0%	8.0	18.2	2	8.0%	0	0.0%	38	2/4	98.8
10/08	Tennessee	12	9	98	75.0%	8.2	10.9	0	0.0%	0	0.0%	38	1/17	98.6
10/15	at Jacksonville	INACTIVE												
10/22	Cleveland	INJURED RESERVE												
10/29	New Orleans	INJURED RESERVE												
11/05	at Carolina	INJURED RESERVE												
11/12	at New England	INJURED RESERVE												
11/26	Tampa Bay	INJURED RESERVE												
12/03	at Tennessee	INJURED RESERVE												
12/10	at Cincinnati	INJURED RESERVE												
12/16	Pittsburgh	INJURED RESERVE												
12/24	at Atlanta	INJURED RESERVE												
12/31	Las Vegas	INJURED RESERVE												
01/06	Houston	INJURED RESERVE												
TOTALS		84	50	577	59.5%	6.9	11.5	3	3.6%	1	1.2%	39T	7/29	87.3

PASSING:		SAM EHLINGER												
DATE	OPP.	ATT	CMP	YDS	CMP%	Y/A	Y/C	TD	TD%	INT	INT%	LG	SK/YD	RATE
09/10	Jacksonville	INACTIVE - QB3												
09/17	at Houston	INACTIVE - QB3												
09/24	at Baltimore	DID NOT PLAY (NON-INJURY)												
10/01	L.A. Rams	INACTIVE - QB3												
10/08	Tennessee	INACTIVE - QB3												
10/15	at Jacksonville	DID NOT PLAY (NON-INJURY)												
10/22	Cleveland	DID NOT PLAY (NON-INJURY)												
10/29	New Orleans	DID NOT PLAY (NON-INJURY)												
11/05	at Carolina	DID NOT PLAY (NON-INJURY)												
11/12	at New England	DID NOT PLAY (NON-INJURY)												
11/26	Tampa Bay	DID NOT PLAY (NON-INJURY)												
12/03	at Tennessee	DID NOT PLAY (NON-INJURY)												
12/10	at Cincinnati	0	0	0	0.0%	0.0	0.0	0	0.0%	0	0.0%	0	0/0	0.0
12/16	Pittsburgh	DID NOT PLAY (NON-INJURY)												
12/24	at Atlanta	DID NOT PLAY (NON-INJURY)												
12/31	Las Vegas	DID NOT PLAY (NON-INJURY)												
01/06	Houston	DID NOT PLAY (NON-INJURY)												
TOTALS		0	0	0	0.0%	0.0	0.0	0	0.0%	0	0.0%	--	0/0	0.0



INDIVIDUAL PASSING GAME-BY-GAME

PASSING:		KELLEN MOND												
DATE	OPP.	ATT	CMP	YDS	CMP%	Y/A	Y/C	TD	TD%	INT	INT%	LG	SK/YD	RATE
09/10	Jacksonville													
09/17	at Houston													
09/24	at Baltimore													
10/01	L.A. Rams													
10/08	Tennessee													
10/15	at Jacksonville													
10/22	Cleveland													
10/29	New Orleans													
11/05	at Carolina													
11/12	at New England													
11/26	Tampa Bay													
12/03	at Tennessee													
12/10	at Cincinnati													
12/16	Pittsburgh													
12/24	at Atlanta													
12/31	Las Vegas													
01/06	Houston													
TOTALS		0	0	0	0.0%	0.0	0.0	0	0.0%	0	0.0%	--	0/0	0.0



INDIVIDUAL RUSHING GAME-BY-GAME

RUSHING:		ZACK MOSS					JONATHAN TAYLOR					TREY SERMON				
DATE	OPP.	NO.	YDS	AVG	LG	TD	NO.	YDS	AVG	LG	TD	NO.	YDS	AVG	LG	TD
09/10	Jacksonville															
	at Houston	18	88	4.9	11t	1										
09/24	at Baltimore	30	122	4.1	24	0										
10/01	L.A. Rams	18	70	3.9	20	0						5	17	3.4	5	0
10/08	Tennessee	23	165	7.2	56t	2						0	0	0.0	--	0
10/15	at Jacksonville	7	21	3.0	9	1	8	19	2.4	5	0	0	0	0.0	--	0
10/22	Cleveland	18	57	3.2	21	0	18	75	4.2	24	1	0	0	0.0	--	0
10/29	New Orleans	11	66	6.0	41	1	12	95	7.9	42	0	0	0	0.0	--	0
11/05	at Carolina	7	26	3.7	8	0	18	47	2.6	13	0	0	0	0.0	--	0
11/12	at New England	1	2	2.0	2	0	23	69	3.0	10	1	0	0	0.0	--	0
11/26	Tampa Bay	8	55	6.9	16	0	15	91	6.1	17	2	0	0	0.0	--	0
12/03	at Tennessee	19	51	2.7	5	0						0	0	0.0	--	0
12/10	at Cincinnati	13	28	2.2	12	0						3	13	4.3	8	0
12/16	Pittsburgh	4	13	3.3	5	0						17	88	5.2	19	0
12/24	at Atlanta						18	43	2.4	13	1	2	3	1.5	4	0
12/31	Las Vegas						21	96	4.6	15	1	5	32	6.4	27	0
01/06	Houston	6	30	5.0	11	0	30	188	6.3	49t	1					
TOTALS		183	794	4.3	56T	5	169	741	4.4	49T	7	35	160	4.6	27	0

RUSHING:		ANTHONY RICHARDSON					GARDNER MINSHEW II					TYLER GOODSON				
DATE	OPP.	NO.	YDS	AVG	LG	TD	NO.	YDS	AVG	LG	TD	NO.	YDS	AVG	LG	TD
09/10	Jacksonville	10	40	4.0	12	1	0	0	0.0	--	0					
09/17	at Houston	3	35	11.7	18t	2	2	3	1.5	2	0					
09/24	at Baltimore						0	0	0.0	--	0					
10/01	L.A. Rams	10	56	5.6	23	1	0	0	0.0	--	0					
10/08	Tennessee	2	5	2.5	4	0	2	1	0.5	2	0					
10/15	at Jacksonville						2	4	2.0	2	0					
10/22	Cleveland						3	29	9.7	17t	2					
10/29	New Orleans						1	3	3.0	3	0					
11/05	at Carolina						5	5	1.0	7	0					
11/12	at New England						2	-1	-0.5	--	0					
11/26	Tampa Bay						3	6	2.0	5	1					
12/03	at Tennessee						3	2	0.7	4	0	0	0	0.0	--	0
12/10	at Cincinnati						2	5	2.5	6	0	0	0	0.0	--	0
12/16	Pittsburgh						2	0	0.0	1	0	11	69	6.3	31	0
12/24	at Atlanta						4	31	7.8	23	0	1	15	15.0	15	0
12/31	Las Vegas						2	3	1.5	4	0	1	3	3.0	3	0
01/06	Houston						1	9	9.0	9	0	0	0	0.0	--	0
TOTALS		25	136	5.4	23	4	34	100	2.9	23	3	13	87	6.7	31	0

RUSHING:		DEON JACKSON					ISAIAH MCKENZIE					JAKE FUNK				
DATE	OPP.	NO.	YDS	AVG	LG	TD	NO.	YDS	AVG	LG	TD	NO.	YDS	AVG	LG	TD
09/10	Jacksonville	13	14	1.1	7	0	0	0	0.0	--	0	2	10	5.0	7	0
09/17	at Houston	0	0	0.0	--	0	0	0	0.0	--	0	0	0	0.0	--	0
09/24	at Baltimore						0	0	0.0	--	0	0	0	0.0	--	0
10/01	L.A. Rams						0	0	0.0	--	0	0	0	0.0	--	0
10/08	Tennessee						1	4	4.0	4	0					
10/15	at Jacksonville						0	0	0.0	--	0					
10/22	Cleveland						1	7	7.0	7	0					
10/29	New Orleans						0	0	0.0	--	0					
11/05	at Carolina						0	0	0.0	--	0					
11/12	at New England						0	0	0.0	--	0					
11/26	Tampa Bay						1	3	3.0	3	0					
12/03	at Tennessee						0	0	0.0	--	0					
12/10	at Cincinnati						0	0	0.0	--	0					
12/16	Pittsburgh															
12/24	at Atlanta															
12/31	Las Vegas															
01/06	Houston															
TOTALS		13	14	1.1	7	0	3	14	4.7	7	0	2	10	5.0	7	0

RUSHING:		KYLEN GRANSON					EVAN HULL				
DATE	OPP.	NO.	YDS	AVG	LG	TD	NO.	YDS	AVG	LG	TD
09/10	Jacksonville	0	0	0.0	--	0	1	1	1.0	1	0
09/17	at Houston	0	0	0.0	--	0					
09/24	at Baltimore	0	0	0.0	--	0					
10/01	L.A. Rams	0	0	0.0	--	0					
10/08	Tennessee	0	0	0.0	--	0					
10/15	at Jacksonville	0	0	0.0	--	0					
10/22	Cleveland										
10/29	New Orleans										
11/05	at Carolina	0	0	0.0	--	0					
11/12	at New England	0	0	0.0	--	0					
11/26	Tampa Bay	0	0	0.0	--	0					
12/03	at Tennessee	1	2	2.0	2	0					
12/10	at Cincinnati	0	0	0.0	--	0					
12/16	Pittsburgh	0	0	0.0	--	0					
12/24	at Atlanta	0	0	0.0	--	0					
12/31	Las Vegas	0	0	0.0	--	0					
01/06	Houston	0	0	0.0	--	0					
TOTALS		1	2	2.0	2	0	1	1	1.0	1	0



INDIVIDUAL RECEIVING GAME-BY-GAME

RECEIVING:		MICHAEL PITTMAN JR.					JOSH DOWNS					ALEC PIERCE				
DATE	OPP.	NO.	YDS	AVG	LG	TD	NO.	YDS	AVG	LG	TD	NO.	YDS	AVG	LG	TD
09/10	Jacksonville	8	97	12.1	39t	1	3	30	10.0	22	0	1	5	5.0	5	0
09/17	at Houston	8	56	7.0	12	0	4	37	9.3	12	0	2	28	14.0	20	0
09/24	at Baltimore	9	77	8.6	34	0	8	57	7.1	12	0	3	43	14.3	23	0
10/01	L.A. Rams	1	15	15.0	15	0	2	34	17.0	30	0	1	38	38.0	38	0
10/08	Tennessee	5	52	10.4	27	0	6	97	16.2	38	0	1	10	10.0	10	0
10/15	at Jacksonville	9	109	12.1	40	0	5	21	4.2	9	1	3	25	8.3	14	0
10/22	Cleveland	2	83	41.5	75t	1	5	125	25.0	59t	1	3	53	17.7	32	0
10/29	New Orleans	8	40	5.0	10t	1	7	72	10.3	17	0	3	41	13.7	19	0
11/05	at Carolina	8	64	8.0	16	0	1	10	10.0	10	0	0	0	0.0	--	0
11/12	at New England	8	84	10.5	14	0	2	40	20.0	28	0	1	21	21.0	21	0
11/26	Tampa Bay	10	107	10.7	24	0	5	43	8.6	13	0	4	27	6.8	9	0
12/03	at Tennessee	11	105	9.5	14	1	3	14	4.7	9	0	3	100	33.3	55	1
12/10	at Cincinnati	8	95	11.9	31	0	3	32	10.7	12	0	2	22	11.0	12	0
12/16	Pittsburgh	4	78	19.5	42	0	3	19	6.3	8	0	1	13	13.0	13	0
12/24	at Atlanta	INACTIVE					6	39	6.5	14	0	3	30	10.0	16	0
12/31	Las Vegas	5	46	9.2	20	0	2	53	26.5	50	0	1	58	58.0	58t	1
01/06	Houston	5	44	8.8	18	0	3	48	16.0	28	0	0	0	0.0	--	0
TOTALS		109	1,152	10.6	75T	4	68	771	11.3	59T	2	32	514	16.1	58T	2

RECEIVING:		KYLEN GRANSON					WILL MALLORY					ZACK MOSS				
DATE	OPP.	NO.	YDS	AVG	LG	TD	NO.	YDS	AVG	LG	TD	NO.	YDS	AVG	LG	TD
09/10	Jacksonville	4	39	9.8	14	0	INACTIVE					INACTIVE				
09/17	at Houston	3	16	5.3	11	1	2	49	24.5	43	0	4	19	4.8	7	0
09/24	at Baltimore	2	9	4.5	7	0	INACTIVE					2	23	11.5	17t	1
10/01	L.A. Rams	2	24	12.0	17	0	INACTIVE					0	0	0.0	--	0
10/08	Tennessee	2	15	7.5	9	0	INACTIVE					2	30	15.0	26	0
10/15	at Jacksonville	3	67	22.3	45	0	0	0	0.0	--	0	6	38	6.3	16	0
10/22	Cleveland	INACTIVE					0	0	0.0	--	0	1	5	5.0	5	0
10/29	New Orleans	INACTIVE					1	6	6.0	6	0	1	8	8.0	8	0
11/05	at Carolina	0	0	0.0	--	0	INACTIVE					0	0	0.0	--	0
11/12	at New England	1	5	5.0	5	0	1	7	7.0	7	0	0	0	0.0	--	0
11/26	Tampa Bay	0	0	0.0	--	0	2	29	14.5	17	0	2	15	7.5	9	0
12/03	at Tennessee	3	72	24.0	46	0	2	4	2.0	3	0	2	6	3.0	5	0
12/10	at Cincinnati	2	17	8.5	9	0	5	46	9.2	16	0	4	28	7.0	15	0
12/16	Pittsburgh	1	6	6.0	6	0	0	0	0.0	--	0	3	20	6.7	16t	1
12/24	at Atlanta	5	62	12.4	16	0	4	47	11.8	18	0	INACTIVE				
12/31	Las Vegas	1	13	13.0	13	0	1	19	19.0	19	0	INACTIVE				
01/06	Houston	1	23	23.0	23	0	0	0	0.0	--	0	0	0	0.0	--	0
TOTALS		30	368	12.3	46	1	18	207	11.5	43	0	27	192	7.1	26	2

RECEIVING:		MO ALIE-COX					JONATHAN TAYLOR					DREW OGLETREE				
DATE	OPP.	NO.	YDS	AVG	LG	TD	NO.	YDS	AVG	LG	TD	NO.	YDS	AVG	LG	TD
09/10	Jacksonville	0	0	0.0	--	0	RESERVED/PUP					1	20	20.0	20	0
09/17	at Houston	1	15	15.0	15	0	RESERVED/PUP					INACTIVE				
09/24	at Baltimore	0	0	0.0	--	0	RESERVED/PUP					1	11	11.0	11	0
10/01	L.A. Rams	1	35	35.0	35t	1	RESERVED/PUP					3	48	16.0	22	1
10/08	Tennessee	1	17	17.0	17	0	1	16	16.0	16	0	2	16	8.0	13	0
10/15	at Jacksonville	0	0	0.0	--	0	5	46	9.2	40	0	0	0	0.0	--	0
10/22	Cleveland	1	-6	-6.0	-6	0	3	45	15.0	20	0	0	0	0.0	--	0
10/29	New Orleans	1	11	11.0	11	0	1	2	2.0	2	0	1	33	33.0	33t	1
11/05	at Carolina	0	0	0.0	--	0	5	22	4.4	10t	1	1	19	19.0	19	0
11/12	at New England	0	0	0.0	--	0	1	6	6.0	6	0	INACTIVE				
11/26	Tampa Bay	1	30	30.0	30	0	0	0	0.0	--	0	INACTIVE				
12/03	at Tennessee	0	0	0.0	--	0	INACTIVE					0	0	0.0	--	0
12/10	at Cincinnati	1	2	2.0	2t	1	INACTIVE					0	0	0.0	--	0
12/16	Pittsburgh	2	21	10.5	18t	1	INACTIVE					0	0	0.0	--	0
12/24	at Atlanta	0	0	0.0	--	0	0	0	0.0	--	0	0	0	0.0	--	0
12/31	Las Vegas	2	18	9.0	14	0	1	8	8.0	8	0	COMMISSIONER EXEMPT LIST				
01/06	Houston	2	18	9.0	12	0	2	8	4.0	6	0	COMMISSIONER EXEMPT LIST				
TOTALS		13	161	12.4	35T	3	19	153	8.1	40	1	9	147	16.3	33T	2



INDIVIDUAL RECEIVING GAME-BY-GAME

RECEIVING:		ISAIAH MCKENZIE					D.J. MONTGOMERY					TYLER GOODSON				
DATE	OPP.	NO.	YDS	AVG	LG	TD	NO.	YDS	AVG	LG	TD	NO.	YDS	AVG	LG	TD
09/10	Jacksonville	0	0	0.0	--	0	PRACTICE SQUAD					NOT ON ROSTER				
09/17	at Houston	1	7	7.0	7	0	PRACTICE SQUAD					PRACTICE SQUAD				
09/24	at Baltimore	1	3	3.0	3	0	PRACTICE SQUAD					PRACTICE SQUAD				
10/01	L.A. Rams	1	6	6.0	6	0	PRACTICE SQUAD					PRACTICE SQUAD				
10/08	Tennessee	0	0	0.0	--	0	PRACTICE SQUAD					PRACTICE SQUAD				
10/15	at Jacksonville	2	23	11.5	12	0	PRACTICE SQUAD					PRACTICE SQUAD				
10/22	Cleveland	0	0	0.0	--	0	PRACTICE SQUAD					PRACTICE SQUAD				
10/29	New Orleans	0	0	0.0	--	0	PRACTICE SQUAD					PRACTICE SQUAD				
11/05	at Carolina	2	12	6.0	11	0	PRACTICE SQUAD					PRACTICE SQUAD				
11/12	at New England	4	31	7.8	30	0	PRACTICE SQUAD					PRACTICE SQUAD				
11/26	Tampa Bay	0	0	0.0	--	0	PRACTICE SQUAD					PRACTICE SQUAD				
12/03	at Tennessee	0	0	0.0	--	0	PRACTICE SQUAD					2	11	5.5	7	0
12/10	at Cincinnati	0	0	0.0	--	0	PRACTICE SQUAD					1	-2	-2.0	-2	0
12/16	Pittsburgh	INACTIVE					2	48	24.0	34	1	2	10	5.0	7	0
12/24	at Atlanta	RESERVE/TEAM SUSP.					1	8	8.0	8	0	1	15	15.0	15	0
12/31	Las Vegas	RESERVE/TEAM SUSP.					0	0	0.0	--	0	0	0	0.0	--	0
01/06	Houston	RESERVE/TEAM SUSP.					0	0	0.0	--	0	0	0	0.0	--	0
TOTALS		11	82	7.5	30	0	3	56	18.7	34	1	6	34	5.7	15	0

RECEIVING:		DEON JACKSON					TREVY SERMON					JAKE FUNK				
DATE	OPP.	NO.	YDS	AVG	LG	TD	NO.	YDS	AVG	LG	TD	NO.	YDS	AVG	LG	TD
09/10	Jacksonville	5	14	2.8	8	0						1	12	12.0	12	0
09/17	at Houston	0	0	0.0	--	0	Eagles					0	0	0.0	--	0
09/24	at Baltimore	NOT ON ANY TEAM					1	4	4.0	4	0	0	0	0.0	--	0
10/01	L.A. Rams	Browns					0	0	0.0	--	0	0	0	0.0	--	0
10/08	Tennessee	Browns					0	0	0.0	--	0	NOT ON ROSTER				
10/15	at Jacksonville	Browns					0	0	0.0	--	0	Dolphins				
10/22	Cleveland	Browns					0	0	0.0	--	0	Dolphins				
10/29	New Orleans	Giants					0	0	0.0	--	0	Dolphins				
11/05	at Carolina	Giants					0	0	0.0	--	0	Dolphins				
11/12	at New England	Giants					0	0	0.0	--	0	Dolphins				
11/26	Tampa Bay	Giants					0	0	0.0	--	0	Ravens				
12/03	at Tennessee	NOT ON ROSTER					0	0	0.0	--	0	Ravens				
12/10	at Cincinnati	Giants					0	0	0.0	--	0	Ravens				
12/16	Pittsburgh	Giants					0	0	0.0	--	0	Ravens				
12/24	at Atlanta	Giants					0	0	0.0	--	0	Ravens				
12/31	Las Vegas	Giants					2	9	4.5	7	0	Ravens				
01/06	Houston	Giants					INACTIVE					Ravens				
TOTALS		5	14	2.8	8	0	3	13	4.3	7	0	1	12	12.0	12	0

RECEIVING:		EVAN HULL				
DATE	OPP.	NO.	YDS	AVG	LG	TD
09/10	Jacksonville	1	6	6.0	6	0
09/17	at Houston	INJURED RESERVE				
09/24	at Baltimore	INJURED RESERVE				
10/01	L.A. Rams	INJURED RESERVE				
10/08	Tennessee	INJURED RESERVE				
10/15	at Jacksonville	INJURED RESERVE				
10/22	Cleveland	INJURED RESERVE				
10/29	New Orleans	INJURED RESERVE				
11/05	at Carolina	INJURED RESERVE				
11/12	at New England	INJURED RESERVE				
11/26	Tampa Bay	INJURED RESERVE				
12/03	at Tennessee	INJURED RESERVE				
12/10	at Cincinnati	INJURED RESERVE				
12/16	Pittsburgh	INJURED RESERVE				
12/24	at Atlanta	INJURED RESERVE				
12/31	Las Vegas	INJURED RESERVE				
01/06	Houston	INJURED RESERVE				
TOTALS		1	6	6.0	6	0



INDIVIDUAL DEFENSIVE GAME-BY-GAME

DATE	OPP.	AMEER SPEED										E.J. SPEED										GROVER STEWART																		
		S	A	TK	TFL	Y	SK	SKY	INT	FR	FF	PR	PD	S	A	TK	TFL	Y	SK	SKY	INT	FR	FF	PR	PD	S	A	TK	TFL	Y	SK	SKY	INT	FR	FF	PR	PD			
09/10	Jacksonville						<i>Patriots</i>										3	2	5	1	0	0.0	0.0	0	0	1	0	0	4	1	5	1	2	0.0	0.0	0	0	0	1	0
09/17	at Houston						<i>Patriots</i>										6	0	6	2	10	1.0	0.0	0	0	0	1	0	2	3	5	0	0	0.0	0.0	0	0	0	1	0
09/24	at Baltimore						<i>Patriots</i>										4	0	4	1	2	0.0	0.0	0	0	0	0	0	3	2	5	0	0	0.0	0.0	0	0	0	1	0
10/01	L.A. Rams						<i>Patriots</i>										2	2	4	0	0	0.0	0.0	0	0	0	1	1	2	0	2	1	0	0.0	0.0	0	0	0	0	0
10/08	Tennessee						<i>Patriots</i>										2	4	6	0	0	0.0	0.0	0	0	0	1	1	1	0	1	0	0	0.0	0.0	0	0	0	1	0
10/15	at Jacksonville						<i>Patriots</i>										2	0	2	1	0	0.0	0.0	0	0	0	0	0	1	1	2	0	0	0.0	0.0	0	0	0	1	0
10/22	Cleveland						<i>INACTIVE</i>										1	3	4	1	4	0.0	0.0	0	0	0	0	0	<i>RESERVE/LEAGUE SUSP.</i>											
10/29	New Orleans						<i>INACTIVE</i>										2	0	2	0	0	0.0	0.0	0	0	0	0	0	<i>RESERVE/LEAGUE SUSP.</i>											
11/05	at Carolina						<i>INACTIVE</i>										3	0	3	0	0	0.0	0.0	0	0	1	0	0	<i>RESERVE/LEAGUE SUSP.</i>											
11/12	at New England	0	0	0	0	0	0.0	0.0	0	0	0	0	0	3	0	3	0	0	0.0	0.0	0	0	0	0	0	<i>RESERVE/LEAGUE SUSP.</i>														
11/26	Tampa Bay	0	0	0	0	0	0.0	0.0	0	0	0	0	0	5	1	6	0	0	0.0	0.0	0	0	0	0	0	<i>RESERVE/LEAGUE SUSP.</i>														
12/03	at Tennessee	0	0	0	0	0	0.0	0.0	0	0	0	0	0	6	2	8	3	10	0.0	0.0	0	0	0	0	0	<i>RESERVE/LEAGUE SUSP.</i>														
12/10	at Cincinnati	0	0	0	0	0	0.0	0.0	0	0	0	0	0	<i>INACTIVE</i>										4	1	5	0	0	0.0	0.0	0	0	0	0	0					
12/16	Pittsburgh	0	0	0	0	0	0.0	0.0	0	0	0	0	0	9	1	10	0	0	0.0	0.0	0	0	1	0	0	1	3	4	0	0	0.5	2.0	0	0	0	1	0			
12/24	at Atlanta	0	0	0	0	0	0.0	0.0	0	0	0	0	0	10	2	12	1	3	0.0	0.0	0	0	0	0	2	3	2	5	2	2	0.0	0.0	0	0	0	1	0			
12/31	Las Vegas	0	0	0	0	0	0.0	0.0	0	0	0	0	0	8	4	12	0	0	0.0	0.0	0	0	0	0	0	2	0	2	1	0	0.0	0.0	0	0	0	1	0			
01/06	Houston	1	0	1	1	23	0.0	0.0	0	0	0	0	0	10	3	13	2	3	0.0	0.0	0	0	0	0	0	0	5	5	0	0	0.0	0.0	0	0	0	0	0			
TOTALS		1	0	1	1	23	0.0	0.0	0	0	0	0	76	24	100	12	32	1.0	0.0	0	0	3	2	4	23	18	41	5	4	0.5	2.0	0	0	0	8	0				

DATE	OPP.	GRANT STUARD										RODNEY THOMAS II																				
		S	A	TK	TFL	TFL Y	SK	SKY	INT	FR	FF	PR	PD	S	A	TK	TFL	TFL Y	SK	SKY	INT	FR	FF	PR	PD							
09/10	Jacksonville	0	0	0	0	0	0.0	0.0	0	0	0	0	0	3	0	3	0	0	0.0	0.0	0	0	0	0	0							
09/17	at Houston	0	0	0	0	0	0.0	0.0	0	0	0	0	0	4	0	4	0	0	0.0	0.0	0	0	0	0	0							
09/24	at Baltimore	0	0	0	0	0	0.0	0.0	0	0	0	0	0	4	1	5	0	0	0.0	0.0	0	0	0	0	0							
10/01	L.A. Rams	0	0	0	0	0	0.0	0.0	0	0	0	0	0	2	1	3	0	0	0.0	0.0	0	0	0	0	1							
10/08	Tennessee	2	0	2	0	0	0.0	0.0	0	0	0	1	0	1	1	2	0	0	0.0	0.0	0	0	0	0	0							
10/15	at Jacksonville	0	0	0	0	0	0.0	0.0	0	0	0	0	0	0	0	0	0	0	0.0	0.0	0	0	0	0	0							
10/22	Cleveland	0	0	0	0	0	0.0	0.0	0	0	0	0	0	1	1	2	0	0	0.0	0.0	1	0	0	0	2							
10/29	New Orleans	0	0	0	0	0	0.0	0.0	0	0	0	0	0	3	0	3	0	0	0.0	0.0	0	0	0	0	0							
11/05	at Carolina	0	0	0	0	0	0.0	0.0	0	0	0	0	0	4	0	4	0	0	0.0	0.0	0	0	0	0	0							
11/12	at New England	0	0	0	0	0	0.0	0.0	0	0	0	0	0	2	0	2	0	0	0.0	0.0	1	0	0	0	1							
11/26	Tampa Bay	0	0	0	0	0	0.0	0.0	0	0	0	0	0	1	0	1	0	0	0.0	0.0	0	0	0	0	0							
12/03	at Tennessee	0	0	0	0	0	0.0	0.0	0	0	0	0	0	0	0	0	0	0	0.0	0.0	0	0	0	0	0							
12/10	at Cincinnati	0	0	0	0	0	0.0	0.0	0	0	0	0	0	1	0	1	0	0	0.0	0.0	0	0	0	0	0							
12/16	Pittsburgh	0	0	0	0	0	0.0	0.0	0	0	0	0	0	2	0	2	0	0	0.0	0.0	0	0	0	0	0							
12/24	at Atlanta	0	0	0	0	0	0.0	0.0	0	0	0	0	0	2	0	2	0	0	0.0	0.0	0	0	0	0	0							
12/31	Las Vegas	0	0	0	0	0	0.0	0.0	0	0	0	0	0	0	0	0	0	0	0.0	0.0	0	0	0	0	0							
01/06	Houston	0	0	0	0	0	0.0	0.0	0	0	0	0	0	0	0	0	0	0	0.0	0.0	0	0	0	0	0							
TOTALS		2	0	2	0	0	0.0	0.0	0	0	0	0	1	0	0	0	0	30	4	34	0	0	0	0	4	0	0.0	0.0	2	0	0	4



2023 REGULAR SEASON STANDINGS

FINAL 2023 REGULAR SEASON STATISTICS

AMERICAN FOOTBALL CONFERENCE

AFC EAST	W	L	T	PCT	PF	PA
z - Buffalo	11	6	0	.647	451	311
x - Miami	11	6	0	.647	496	391
N.Y. Jets	7	10	0	.412	268	355
New England	4	13	0	.235	236	366

AFC NORTH	W	L	T	PCT	PF	PA
* - Baltimore	13	4	0	.765	483	280
x - Cleveland	11	6	0	.647	396	362
x - Pittsburgh	10	7	0	.588	304	324
Cincinnati	9	8	0	.529	366	384

AFC SOUTH	W	L	T	PCT	PF	PA
z - Houston	10	7	0	.588	377	353
Jacksonville	9	8	0	.529	377	371
Indianapolis	9	8	0	.529	396	415
Tennessee	6	11	0	.353	305	367

AFC WEST	W	L	T	PCT	PF	PA
z - Kansas City	11	6	0	.647	371	294
Las Vegas	8	9	0	.471	332	331
Denver	8	9	0	.471	357	413
L.A. Chargers	5	12	0	.294	346	398

NATIONAL FOOTBALL CONFERENCE

NFC EAST	W	L	T	PCT	PF	PA
z - Dallas	12	5	0	.706	509	315
x - Philadelphia	11	6	0	.647	433	428
N.Y. Giants	6	11	0	.353	266	407
Washington	4	13	0	.235	329	518

NFC NORTH	W	L	T	PCT	PF	PA
z - Detroit	12	5	0	.706	461	395
x - Green Bay	9	8	0	.529	383	350
Minnesota	7	10	0	.412	344	362
Chicago	7	10	0	.412	360	379

NFC SOUTH	W	L	T	PCT	PF	PA
z - Tampa Bay	9	8	0	.529	348	325
New Orleans	9	8	0	.529	402	327
Atlanta	7	10	0	.412	321	373
Carolina	2	15	0	.118	236	416

NFC WEST	W	L	T	PCT	PF	PA
* - San Francisco	12	5	0	.706	491	298
x - L.A. Rams	10	7	0	.588	404	377
Seattle	9	8	0	.529	364	402
Arizona	4	13	0	.235	330	455

x - Clinched Wild Card

z - Clinched Division

* - Clinched Division and Homefield Advantage



JONATHAN TAYLOR
RUNNING BACK





INDIANAPOLIS COLTS HISTORY

The roots of the franchise go back to December 28, 1946, when the bankrupt Miami Seahawks of the All-America Football Conference were purchased and relocated to Baltimore by a group headed by Bob Rodenberg. As the result of a contest in Baltimore, won by Charles Evans of Middle River, Md., the team was renamed the "Colts."

On September 7, 1947, wearing green and silver uniforms, the Colts, under Head Coach Cecil Isbell, won their initial AAFC game, 16-7, over the Brooklyn Dodgers. The team concluded its inaugural season before a record Baltimore crowd of 51,583 by losing to the New York Yankees, 21-7. The Colts finished with a 2-11-1 record, good for a fourth-place finish in the Eastern Division.

The Colts completed the 1948 season with a 7-8 record, tying the Buffalo Bills for the division title.

The Colts compiled a 1-11 mark in 1949.

The AAFC and NFL merged in 1950, and the Colts joined the NFL.

After posting a 1-11 record for the second consecutive year, the franchise was dissolved by the league on January 18, 1951, because of its failing financial condition.

After two seasons without professional football, NFL Commissioner Bert Bell challenged the franchise in December of 1952 to sell 15,000 season tickets within six weeks in order to re-enter the NFL. That 15,000-ticket quota was reached in four weeks and three days.

On January 23, 1953, under the principal ownership of Carroll Rosenbloom, the NFL's Dallas Texans franchise was moved to Baltimore where, keeping the "Colts" nickname, the Texans team colors of blue and white were inherited.

Before their first NFL season, the "new" Baltimore Colts engineered one of the biggest trades in sports history. In a deal with Cleveland involving 15 players, Baltimore received 10 Browns in exchange for five Colts. Among the players traded to Baltimore were Don Shula, Bert Rechichar, Carl Taseff and Art Spinney. These players helped the Colts open 1953 with a 13-9 upset of Chicago in a game where Rechichar booted a then-NFL record 56-yard field goal.

In 1954, the Colts hired Weeb Ewbank as head coach. Ewbank guided the Colts for nine seasons (the longest tenure of any Colts head coach) and won two conference and NFL championships.

On November 30, 1958, the Colts clinched their first Western Conference title with a 35-27 win over San Francisco before a record home sellout crowd of 57,557. Four weeks later, Baltimore won its first NFL title, downing the New York Giants, 23-17, in the fabled "sudden-death" overtime contest at Yankee Stadium.

The Colts repeated as champion in 1959, clinching their second conference crown after defeating the Giants, 31-16, in Baltimore for the NFL Championship.

In 1963, Shula replaced Ewbank as the team's third head coach since 1953. During 1963, QB-John Unitas led the Colts offense to eight team records and set a then-NFL seasonal mark of 237 completions.

The Colts won a then-club record 11 consecutive games in 1964, en route to clinching their third conference title. That season, WR-Raymond Berry caught his 506th career pass and RB-Lenny Moore scored 20 touchdowns, then both NFL records.



1963 - John Unitas



1953 - Baltimore Colts



1953 - Don Shula



1954 - Weeb Ewbank

1950s



HISTORY



1964 - Tom Matte

In 1965, Baltimore tied Green Bay for the conference title. With HB-Tom Matte quarterbacking the club because of injuries to Unitas and Gary Cuozzo, the Colts lost a controversial 13-10 "sudden-death" playoff contest to the Packers.

Under Shula, Baltimore made its first Super Bowl appearance in 1968. The club won the Coastal Division with a 13-1 mark, then defeated Minnesota, 24-14, in the Western Conference Championship game and blanked Cleveland, 34-0, for the NFL Championship. The team faced the American Football League Champion New York Jets in Super Bowl III, losing a 16-7 upset.

In May of 1969, the NFL merged with the AFL and Baltimore, Pittsburgh and Cleveland joined the old AFL teams to form the American Football Conference of the NFL.

As members of the AFC Eastern Division, the Colts won their first AFC game, 16-14, over San Diego on September 20, 1970. After clinching the division title, the Colts topped Cincinnati, 17-0, and Oakland, 27-17, to win the AFC Championship. On January 17, 1971, the Colts defeated Dallas in Super Bowl V, 16-13, on K-Jim O'Brien's 32-yard field goal with five seconds remaining in the game.

In July of 1972, the Colts came under new ownership as Robert Irsay acquired the club from Rosenbloom in exchange for the Los Angeles Rams.

In 1974, two Colts set NFL records as RB-Lydeell Mitchell rushed 40 times at the New York Jets and QB-Bert Jones completed 17 consecutive passes versus the Jets. Mitchell led the NFL with 72 receptions. In 1975, Mitchell became the first Colts player with a 1,000-plus yard season, gaining 1,193 yards on 289 rushes.

After a 2-12 record in 1974, Baltimore's fortunes changed with the hiring of Ted Marchibroda as head coach in February of 1975. Marchibroda led the Colts to three consecutive division titles before posting consecutive 5-11 seasons in 1978 and 1979.

Mike McCormack replaced Marchibroda as head coach in January of 1980. The Colts improved to 7-9 in 1980 before recording a 2-14 mark in 1981.

On December 21, 1981, Frank Kush succeeded McCormack as head coach.

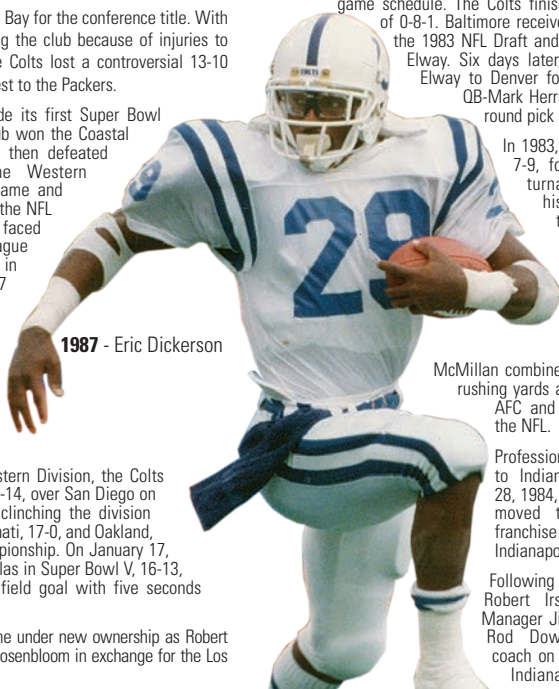
After two weeks of action in 1982, a players' strike resulted in the cancellation of seven games, and the NFL played a nine-game schedule. The Colts finished with a record of 0-8-1. Baltimore received the first pick of the 1983 NFL Draft and selected QB-John Elway. Six days later, the Colts traded Elway to Denver for OT-Chris Hinton, QB-Mark Herrmann and its first-round pick in 1984.

In 1983, the Colts finished 7-9, forging the biggest turnaround in NFL history for a team that had gone winless in the previous season.

Hinton started at right guard in the Pro Bowl. RBs-Curtis Dickey and Randy McMillan combined for nearly 2,000 rushing yards as the club led the AFC and ranked second in the NFL.

Professional football came to Indianapolis on March 28, 1984, when Robert Irsay moved the historic NFL franchise from Baltimore to Indianapolis.

Following the 1984 season, Robert Irsay and General Manager Jim Irsay appointed Rod Dowhower as head coach on January 28, 1985. Indianapolis earned a




1987 - Eric Dickerson

1960s

1970s



1964 - Lenny Moore



1968 - Western Conference Championship Game



1970 - Tom Nowatzke



1972 - Robert Irsay



HISTORY

5-11 mark with a club that rushed for a conference-leading 2,439 yards, fifth-best in the NFL. The team's 5.0 yards per carry rushing average marked the first time in a decade an AFC team achieved that feat.

On December 1, 1986, Ron Meyer succeeded Dowhower as head coach. Meyer led the club to the division title in 1987, before falling in the divisional round at Cleveland, 38-21.

RB-Eric Dickerson, acquired in a blockbuster trade on October 31, 1987, won the NFL rushing title in 1988 with 1,659 yards.

Indianapolis earned a 9-7 record in 1988 and an 8-8 mark in 1989, but lost playoff positions on the last weekend of each season.

The Colts were 7-9 in 1990. Meyer earned a 36-35 regular season record before being succeeded by Rick Venturi on October 1, 1991.

Marchibroda returned as head coach on January 28, 1992. He led the Colts to a 9-7 record in 1992, the second time he guided the team to a then NFL-best eight-game one-season turnaround.

The Colts posted a 4-12 record in 1993 and an 8-8 mark in 1994.

The 1995 Colts earned a 9-7 record and gained playoff wins at San Diego and Kansas City before falling, 20-16, at Pittsburgh in the AFC Championship Game.



1995 - AFC Championship Game

Marchibroda's tenure ended on February 9, 1996. His 73 career victories tied Shula for the most in Colts history. Lindy Infante became head coach on February 15, 1996. The Colts were 9-7 in 1996, reaching the playoffs in consecutive seasons for the first time since 1975-77.

Jim Irsay became Owner and Chief Executive Officer in 1997, and Bill Polian was named president on December 22, 1997, one day after the club finished a 3-13 season.

Jim Mora succeeded Infante as head coach on January 12, 1998. The Colts were 3-13 in 1998. RB-Marshall Faulk's 2,227 scrimmage yards set a club seasonal mark, while QB-Peyton Manning (326-of-575 passes for 3,739 yards and 26 touchdowns) set NFL rookie records in every passing category.



1998 - Peyton Manning

At 13-3 in 1999, the Colts produced a then-NFL record 10-game one-season turnaround. The club won 11 straight games, tying the then-franchise record achieved in 1964 and 1975-76. Manning, RB-Edgerrin James and WR-Marvin Harrison earned Pro Bowl honors, while K-Mike Vanderjagt won the NFL scoring title. The club earned its first playoff game in Indianapolis, but fell to Tennessee, 19-16.

The Colts were 10-6 in 2000, but lost in overtime at Miami, 23-17, in the Wild Card round. The back-to-back 10-plus-victory seasons were a first for the club since 1976-77. Manning (4,413) and James (1,709, 2,303) won the NFL passing, rushing and scrimmage yards titles.

The Colts were 6-10 in 2001, but Manning (4,131) and Harrison (109) had outstanding yardage and reception seasons. Tony Dungy succeeded Mora as head coach on January 22, 2002.

In 2002, Dungy led the Colts to a 10-6 record before losing in the Wild Card round at the New York Jets, 41-0. Manning became the first NFL player with four consecutive 4,000-plus passing yard seasons, while Harrison set a then-NFL seasonal record with 143 receptions and became the only NFL player with 100-plus receptions in four consecutive seasons.

In 2003, the Colts were 12-4, won the AFC South and advanced to the AFC Championship Game, falling at New England, 24-14. K-Mike Vanderjagt set a then NFL record with 41 consecutive field goals made, including all 37 attempts in 2003.

Dungy led the Colts to a 12-4 mark and the AFC South title in

1980s

1990s



1983 - Chris Hinton



1987 - Eric Dickerson & Jim Irsay



1994 - Jim Harbaugh



1994 - Marshall Faulk



HISTORY

2004. Manning set NFL seasonal records with 49 touchdown passes (since broken) and a 121.1 rating, while the club set seasonal-bests with 522 points and 6,475 net yards (since broken). The Colts topped Denver, 49-24, in the Wild Card Playoffs before losing at New England, 20-3.

In 2005, Dungy directed the Colts to a 14-2 record, which set the franchise record for seasonal wins. The club became then only the fourth in NFL history to earn a 13-0 start. The Colts fell in the Divisional Playoffs to Pittsburgh, 21-18. Dungy topped 100 career victories, while the Colts passed 400 wins in franchise history.

In 2006, the Colts were 12-4 and captured the fourth world championship in franchise history with a 29-17 win over Chicago in Super Bowl XLI in Miami Gardens, Fla. The club defeated Chicago after besting three prior playoffs foes, Kansas City (23-8), Baltimore (15-6) and New England (38-34).

In 2007, the Colts were 13-3, won a club-record fifth straight division title and became the first NFL team with five consecutive seasons with 12-plus victories. The club fell in the Divisional Playoffs to San Diego, 28-24.

In 2008, the Colts were 12-4, extending their league mark with six consecutive 12-plus-victory seasons. The club became the first in NFL history to win at least seven consecutive games in five consecutive seasons. Manning won his third AP NFL MVP award. Indianapolis fell in the Wild Card Playoffs in overtime at San Diego, 23-17.

Jim Caldwell succeeded Dungy as head coach on January 12, 2009. Dungy finished as the only coach in Colts history to post 10-plus wins and earn playoff appearances in seven straight seasons. In 2009, the club was 14-2 and became only the third team to start a season 14-0. The club extended its records to seven consecutive seasons with 12-plus victories and six years with a winning streak exceeding seven games. Caldwell tied the rookie mark for seasonal victories by an NFL head coach, and he earned the most consecutive wins to open a season and a career

by a first-year head coach. Manning won an unprecedented fourth AP NFL MVP honor. The club set league marks for most consecutive regular season wins (23, 2008-09) and most regular season decade wins (115, 2000-09). Indianapolis defeated Baltimore, 20-3, and the New York Jets, 30-17, before falling to New Orleans, 31-17, in Super Bowl XLIV in Miami Gardens, Fla.

The Colts were 10-6 in 2010, won the AFC South and tied the NFL mark with a ninth consecutive playoff appearance (Dallas, 1975-83). It was the club's ninth straight season with 10-plus victories. The club fell in the Wild Card Playoffs to the New York Jets, 17-16.

Following a 2-14 campaign in 2011, Vice Chairman Bill Polian, Vice President & General Manager Chris Polian and Head Coach Jim Caldwell were all relieved of their duties. Jim Irsay and the organization hired Ryan Grigson to serve as the team's new general manager and Chuck Pagano as the team's new head coach.

The 2012 Colts faced one of the most unique years in franchise history. The team quickly experienced adversity when their head coach, Chuck Pagano, was diagnosed with a curable form of leukemia four weeks into the season. The Colts rallied around their ailing head coach and the "CHUCKSTRONG" campaign en route to accomplishing one of their main goals – extending the season for Pagano's return. Offensive Coordinator/Interim Head Coach Bruce Arians guided the team to a 9-3 record in Pagano's absence and clinched a playoff berth with the team's 20-13 victory at Kansas City. In the regular season finale, Pagano returned for the first time since his absence and capitalized on the team's goal, defeating the Houston Texans.



2000 - Edgerrin James


2000s



2002 - Marvin Harrison



2006 - Super Bowl XLI Championship Ring



2006 - Tony Dungy



HISTORY

Indianapolis fell short in an AFC Wild Card Playoff meeting at Baltimore, who won the ensuing Super Bowl. Although it was a difficult end to the season, the year was filled with highlights. The Colts finished with an 11-5 regular season record and tied the third-largest one-year turnaround in NFL history. Pagano and Arians earned dual Coach of the Year honors from several media outlets while Grigson was named the Executive of the Year from PFWW/PFWA and *The Sporting News*. Three players represented the Colts in the Pro Bowl, including QB-Andrew Luck, DE-Robert Mathis and WR-Reggie Wayne. In his rookie season, Luck led the Colts to the most wins by a No. 1 overall draft pick in NFL history while setting records for the most passing yards (4,374), attempts (627) and 300-yard passing games (six) by a rookie in NFL history.

Indianapolis concluded the 2013 campaign with an 11-5 regular season record, while earning its first AFC South Division title since 2010. The team also won its first playoff game since 2009 after defeating the Kansas City Chiefs in an AFC Wild Card meeting, 45-44, which was the second-largest comeback in NFL postseason history. The Colts tallied a perfect 6-0 division record and became the first NFL team to finish a season with the least amount of turnovers (14) and penalties (66) since 2002. Three players including Mathis, Luck and LS-Matt Overton were named to the Pro Bowl. Mathis led the NFL and set a career-high with 19.5 sacks, earning the inaugural Deacon Jones Award. He also became the franchise all-time sack leader (111.0) en route to Associated Press First Team



2013 - Robert Mathis

NFL All-Pro honors.

The Colts finished the 2014 campaign with an 11-5 regular season record, while earning their second consecutive AFC South Division title. The team also won two postseason contests and made it back to the AFC Championship game for the first time since 2009. Indianapolis notched its third

consecutive 11-win season in 2014, which made Pagano only the second head coach in NFL history to earn 11 wins in each of his first three seasons with a team. The Colts recorded a perfect 6-0 division record for the second straight year, marking the first time in franchise history they've accomplished the feat in back-to-back seasons. They also claimed their ninth AFC South title since 2002, which is the second-most division titles of any NFL team during that span. Seven Colts players earned Pro Bowl honors in 2014, including S-Mike Adams, CB-Vontae Davis, Hilton, ILB-D'Qwell Jackson, Luck, P-Pat McAfee and Vinatieri.



2014 - Andrew Luck

McAfee and Vinatieri also earned Associated Press First Team NFL All-Pro accolades.

In 2015, the Colts finished with an 8-8 record and a winning record in the AFC South Division for the fourth consecutive year. Following a Week 5 victory against the Houston Texans, Indianapolis set an NFL record for the most consecutive wins against a division opponent with 16. QB-Matt Hasselbeck finished with a 5-3 record as a starter, filling in for an injured Luck. RB-Frank Gore logged the team's highest rushing total dating back to 2007 with 967 yards and Indianapolis' defense finished with five touchdowns, which tied the franchise record for the most in a season (1975 and 1994). The team featured three Pro Bowlers, including Adams, Davis and Hilton who all made their second consecutive appearances. The season was highlighted with a victory against the undefeated and eventual Super Bowl Champion Denver Broncos in a Week 9 contest at Lucas Oil Stadium. Indianapolis' defense limited the Broncos to 35 rushing yards while the Colts offense compiled one of its most impressive offensive performances of the year with 365 net yards.

The Colts finished with an 8-8 record in 2016 and missed the playoffs in back-to-back years for the first time since 1997-98.

2010s



2014 - AFC Championship Game



2015 - T.Y. Hilton



HISTORY

Hilton led the NFL in receiving yards (1,448) and Gore recorded the team's first 1,000-yard rushing season dating back to 2007 (1,025). Gore also posted two 100-yard rushing contests, which were the first for the Colts since 2012. OLB-Erik Walden ranked tied for eighth in the league with a career-high 8.0 sacks. On special teams, Vinatieri set a new NFL record for consecutive field goals made with 44 dating back to the 2015 season and McAfee led the league in punting average (49.3). Mathis concluded his 14-year career for Indianapolis. He finished first in franchise history in sacks (123.0) and sacks in a season (19.5 in 2013) and holds the NFL record for career sack-forced fumbles (47). Hilton and McAfee were both selected to the Pro Bowl. Gore was the recipient of the 2016 Art Rooney Sportsmanship Award. Following the season, the Colts hired Chris Ballard as the team's new general manager.

In 2017, the Colts finished 4-12 and battled injuries throughout the season as 27 players were placed on the team's Injured Reserve List. With Luck missing the season due to injury, the team turned to second-year QB-Jacoby Brissett, who was acquired via trade with the New England Patriots. Brissett threw for 3,098 yards with 13 touchdowns and seven interceptions. Gore finished with 1,206 yards from scrimmage to extend his NFL record to 12 consecutive seasons with at least 1,200-plus scrimmage yards. Gore also became the fifth all-time leading rusher in NFL history. TE-Jack Doyle had a career year with 80 receptions for 690 yards and four touchdowns en route to his first career Pro Bowl. His reception total ranked as the second-most in franchise single-season history among tight ends. Hilton compiled 966 yards and four touchdowns as he was selected to his fourth consecutive Pro Bowl. Defensively, second-year ILB-Antonio Morrison led the team with 108 tackles while OLB-Jabaal Sheard paced the team with 5.5 sacks. On special teams, Vinatieri finished with 109

points. It marked the 20th time he eclipsed 100-plus points in a season which extended his league record. P-Rigoberto Sanchez ranked fourth in net punting average (42.6) and was named to

the PFWA All-Rookie Team. Following the season, the team parted ways with Pagano and hired Frank Reich to serve as the team's new head coach.

In 2018, the Colts became the third team in NFL history to start a season 1-5 and make the playoffs, finishing the year 10-6. Indianapolis defeated the Houston Texans in an AFC Wild Card Playoff contest before falling to the Kansas City Chiefs in an AFC Divisional Playoff matchup the following week. It was the team's first appearance in the playoffs dating back to 2014. Luck started all 16 games after missing the 2017 season and threw for 4,593 yards and 39 touchdowns. He was voted the NFL's Comeback Player of the Year and was named to the Pro Bowl. Hilton logged his fifth career 1,000-yard receiving season and TE-Eric Ebron caught 13 touchdowns which led all tight ends in the league. Ebron was named to his first career Pro Bowl. RB-Marlon Mack led the team in rushing with 908 yards while adding 10 total touchdowns. The Colts offensive line ranked first in the NFL with the fewest sacks allowed. The unit was led by rookie G-Quenton Nelson who was selected to the Pro Bowl and was named a First Team All-Pro. Defensively, rookie LB-Shaquille Leonard led the league in tackles with 163 while contributing 7.0 sacks, 12.0 tackles for loss, four forced fumbles, two fumble recoveries, two interceptions and eight passes defended. He was named a First Team All-Pro and was voted as the NFL's Defensive Rookie of the Year. DT/DE-Denico Autry led the team with 9.0 sacks and CB-Kenny Moore II led the Colts with three interceptions. Vinatieri totaled 113 points and became the NFL's all-time leading point scorer. Reich was named the AFC Coach of the Year by the NFL 101 Committee and Ballard was named the Executive of the Year by the PFWA.

In 2019, the Colts finished with a 7-9 record. For the second consecutive year, Nelson (first team) and Leonard (second team) were selected to the Associated Press NFL All-Pro Team. Nelson, Leonard, Doyle and C-Ryan Kelly were all selected to the Pro Bowl as well. Following Luck's retirement in August, Brissett started 15 games and threw for 2,942 yards and 18 touchdowns for an 88.0 passer rating. Mack contributed with his first 1,000-yard rushing season and Hilton and WR-Zach Pascal each recorded five touchdown receptions. Defensively, LB-Anthony Walker led the team in tackles with 123 while free agent signee DE-Justin Houston paced the team in sacks with 11.0.



2016 - Robert Mathis retires as the team's all-time leader in sacks with 123.0.

2010s



2016 - Frank Gore



2018 - All-Pro guard Quenton Nelson was the No. 6 overall selection by the Colts in the 2018 NFL Draft.



HISTORY



2020 - Colts First Team All-Pros

The Colts finished the 2020 season with an 11-5 record (4-2 in the AFC South) and clinched their second playoff appearance under Head Coach Frank Reich. Indianapolis was one of four teams to finish in the top 10 in overall defense (eighth) and offense (10th). The Colts tied for the most Associated Press All-Pro selections (six) and the most First Team All-Pro choices (four) as DT-DeForest Buckner (First Team), Kelly (Second Team), Leonard (First Team), Nelson (First Team), S-George Odum (First Team) and LS-Luke Rhodes (Second Team) all earned honors. Additionally, Kelly, Leonard and Nelson were each named to the Pro Bowl. Offensively, the Colts ranked in the top-10 in the NFL in points per game (ninth) and the offensive line tied for the second-fewest sacks allowed. QB-Philip Rivers completed 369-of-543 passes for 4,169 yards with 24 touchdowns and 11 interceptions for a 97.0 passer rating. His completion percentage was the second-best mark in single-season franchise history and ranked eighth in the league. Rookie RB-Jonathan Taylor compiled 232 carries for 1,169 yards and 11 touchdowns. He became just the fifth rookie in franchise history to register 1,000 rushing yards. Taylor finished third in the NFL in rushing yards and sixth in scrimmage yards (1,468), while leading all rookies in each category. Hilton caught 56 passes for a team-high 762 yards and five touchdowns. He became the fourth player in franchise history to hit 9,000 career receiving yards (9,360) and the sixth player to reach 9,000 career scrimmage yards (9,415). Defensively, the Colts ranked eighth in the NFL in yards per game, second in rushing yards per game and tied for 10th in points per game. In 2020, Indianapolis tied for fifth in the league with 25 takeaways. Buckner compiled 58 tackles (37 solo), 10.0 tackles for loss, 9.5 sacks, three passes defended, two forced fumbles and one fumble recovery. He established a single-season franchise record for the most sacks (9.5) by a defensive tackle. Leonard compiled 132 tackles (86 solo), 7.0 tackles for loss, 3.0 sacks, seven passes defended, three forced fumbles and two fumble recoveries. Since 2000, he became just the fourth player in team history to register 100 tackles in each of their first three seasons in the league. Since 1987, Leonard is just the 10th player in NFL history to reach 400 career tackles in their first three seasons

and tied for the second-fastest player to do it (41 games). On special teams, Odum led the NFL with 20 special teams tackles. He tied for the fifth-most special teams tackles by a Colts player in a single season since 1994. Rookie K-Rodrigo Blankenship converted 32-of-37 field goals and 43-of-45 extra points for 139 points. He established the franchise rookie record for points scored, field goals made and extra points made. Blankenship finished fifth in the NFL in field goals made and total points.

Indianapolis finished with a 9-8 record in 2021 and missed the playoffs on the final week of the regular season. Taylor led the NFL in scrimmage yards (2,171), rushing yards (1,811), rushing touchdowns (18), 100-yard rushing games (10) and first down runs (107). He finished tied for first in total touchdowns (20) and set franchise single-season records for rushing yards, rushing



2021 - Jonathan Taylor

2020s



2020 - Shaquille Leonard



2023 - Shane Steichen Hired as Head Coach



HISTORY

touchdowns and fewest carries to reach 1,000 rushing yards (173). Taylor became the first Colts player to lead the league in rushing since 2000. Defensively, Leonard contributed with seven takeaways and led the league in forced fumbles (eight). The Colts had five All-Pro players and led the league with seven Pro Bowl selections. Following a 1-4 start to the season, Indianapolis won eight of its next 10 games to improve to 9-6, but finished the year with losses to Las Vegas and Jacksonville.

In 2022, the Colts recorded a 4-12-1 record. Nelson was named to the Pro Bowl after starting all 17 games and becoming the first player in team history to earn Pro Bowl honors in his first five seasons. Indianapolis finished the season ranked fifth in the NFL in opponent negative plays (31) and eighth in opponent three-and-out percentage (22.3). LB-Zaire Franklin set the single-season franchise tackle record (166) and finished the season ranking fourth in the NFL in total tackles and fifth in solo tackles (102). On special teams rookie CB-Dallis Flowers led the league in kickoff return average (31.1) with 23 kickoff returns for 715 yards. Frank Reich was relieved of his duties as head coach on November 7, 2022. The team hired former Colts center Jeff Saturday as the interim head coach for the final nine weeks of the season.

Shane Steichen was hired as the team's head coach in February of 2023. In his first season, he led the Colts to a 9-8 record and narrowly missed a playoff berth. Nelson earned his sixth consecutive Pro Bowl selection. QB-Gardner Minshew II, DT-DeForest Buckner and C-Ryan Kelly also earned Pro Bowl accolades. Indianapolis established a single-season franchise record and ranked fifth in the NFL in sacks (51.0) in addition to ranking 10th offensively in points per game (23.3) and total points scored (396). WR-Michael Pittman Jr. tallied single-season career highs in receptions (109) and receiving yards (1,152) while adding four touchdowns. He ranked fifth in the NFL in receptions and became the fourth Colts player all-time to have at least 100 receptions and 1,000 receiving yards in a season. Defensively, Franklin set single-season career highs in total tackles (179) and solo tackles (107), while setting the single-season franchise record again.

In 68 years of National Football League competition, the Colts have achieved a 579-525-8 record, including four world championships and 21 conference or division titles.

COLTS ALL-TIME ROOF/WINDOW RECORD AT LUCAS OIL STADIUM

- RECORD AT LUCAS OIL STADIUM: 130 GAMES (78-52)**
- ROOF & WINDOW OPEN: 27 GAMES (15-12)**
- ROOF & WINDOW CLOSED: 11 GAMES (10-1)**
- ROOF CLOSED & WINDOW OPEN: 6 GAMES (1-5)**
- ROOF & WINDOW CLOSED: 86 GAMES (52-34)**





HISTORY

In Memoriam



Robert Irsay

March 5, 1923 – January 14, 1997



Harriet P. Irsay

June 9, 1921 – July 11, 2008



HALL OF FAME COLTS

THREE OR MORE SEASONS AS A MEMBER OF THE COLTS



ART DONOVAN
DT 6-3 265 Boston College
Colts: 1953-1961, Inducted: 1968

- First Colts Hall of Fame inductee who also played with Baltimore (1950), the New York Yanks (1951) and the Dallas Texans (1952).
- Was All-Pro from 1954-1957 and played in five Pro Bowls.
- Born on June 5, 1925, in the Bronx, N.Y.
- Jersey No. 70 retired.
- Passed away August 4, 2013.



RAYMOND BERRY
WR 6-2 187 Southern Methodist
Colts: 1955-1967, Inducted: 1973

- Caught 631 passes for 9,275 yards and 68 touchdowns for his career and retired as NFL's all-time receptions leader.
- Was an All-Pro selection, led the NFL in receptions from 1958-1960 and was selected to six Pro Bowls.
- Caught 12 passes for 178 yards in 1958 NFL Championship win over the New York Giants.
- Member of NFL's 75th Anniversary Team.
- Born on February 27, 1933, in Corpus Christi, Texas.
- Jersey No. 82 retired.



GINO MARCHETTI
DE 6-4 245 San Francisco
Colts: 1953-1964, 1966, Inducted: 1972

- Acclaimed as greatest defensive end in pro football history during induction to NFL's 50th Anniversary Team in 1969 and named to 75th Anniversary Team.
- Tabbed All-Pro from 1956-1964.
- Pro Bowl selection from 1954-1964, missing only the 1959 Pro Bowl following an ankle injury from the 1958 NFL Championship win over the New York Giants.
- Retired initially prior to 1965 season, but returned in 1966.
- Born on January 2, 1927, in Smithers, W. Va.
- Jersey No. 89 retired.
- Passed away April 29, 2019.



JIM PARKER
G/T 6-3 272 Ohio State
Colts: 1957-1967, Inducted: 1973

- Member of the Professional and National Football Foundation Hall of Fame.
- Named to modern all-time All-America collegiate team in 1969.
- Was All-Pro and played in the Pro Bowl from 1958-1965 (eight consecutive years).
- Played in 139 consecutive games into 1967 season before retiring.
- Named to NFL's 75th Anniversary Team.
- Born on April 3, 1934, in Macon, Ga.
- Jersey No. 77 retired.
- Passed away July 18, 2005.



HALL OF FAME COLTS



LENNY MOORE

RB/FL 6-1 190 Penn State

Colts: 1956-1967, Inducted: 1975

- Retired ninth all-time with 12,451 all-purpose yards.
- Was club's career leading rusher with 1,069 carries for 5,174 yards and 63 touchdowns rushing.
- Totaled 363 catches for 6,039 yards and 48 touchdowns receiving in 143 career games.
- Had 678 career points on 113 touchdowns.
- Set NFL records with touchdowns in 18 consecutive games and 11 consecutive games with a rushing touchdown.
- Was 1956 Rookie of the Year and 1964 Comeback Player of the Year (20 touchdowns).
- Was All-Pro from 1958-1961, 1964 and selected to seven Pro Bowls.
- Born on November 25, 1933, in Reading, Pa.
- Jersey No. 24 retired.



WEEB EWANK

Head Coach

Colts: 1954-1962, Inducted: 1978

- Led the Colts to World Championships in 1958 and 1959.
- Had 59-52-1 mark in club-record nine seasons as head coach.
- Led New York Jets to Super Bowl III win over Colts to become the only coach to post NFL and AFL Championships.
- Career mark was 130-129-7 in 20 seasons.
- Born on May 6, 1907, in Richmond, Ind.
- Passed away November 17, 1998.



JOHN UNITAS

QB 6-1 196 Louisville

Colts: 1956-1972, Inducted: 1979

- Ended 18-year career as NFL leader for passes attempted (5,186), completed (2,830), yards gained (40,239), most seasons with 3,000-plus yards (three), most games with 300-plus yards (26) and most touchdown passes (290).
- Had 62.9 postseason completion percentage and gained 1,177 yards in championship play.
- Only Colt to serve on 1958, 1959 and 1970 Championship teams.
- NFL records included most consecutive seasons leading NFL in touchdown passes (four) and most consecutive games with a scoring pass (47), one of sport's most remarkable feats.
- In 17 seasons with club, set 22 records.
- Was NFL MVP three times, played in 10 Pro Bowls (a Colts record) and was First Team All-Pro from 1958-1959, 1964, 1965, 1967.
- Member of NFL's 75th Anniversary Team.
- Born on May 7, 1933, in Pittsburgh.
- Jersey No. 19 retired.
- Passed away September 11, 2002.



TED HENDRICKS

LB 6-7 215 Miami (FL)

Colts: 1969-1973, Inducted: 1990

- Retired in 1983 as NFL leader with 215 consecutive games played (70 as Colt).
- Was four-time First Team All-Pro pick who appeared in eight Pro Bowls.
- Was all-conference three times as Colt and eight times for career (1969-1983).
- Member of Colts' Super Bowl V squad.
- Member of NFL's 75th Anniversary Team.
- Had 25 career blocked kicks.
- Born on November 1, 1947, in Guatemala City, Guatemala.



HALL OF FAME COLTS



JOHN MACKEY
TE 6-2 224 Syracuse
Colts: 1963-1971, Inducted: 1992

- Was the second Hall of Fame tight end inductee.
- Caught 331 passes for 5,236 yards and 38 touchdowns for Colts.
- Punishing blocker with speed.
- Was All-Pro from 1966-1968 and selected to five Pro Bowls, the first after his rookie season.
- Had 75-yard touchdown reception in Super Bowl V victory over Dallas.
- Member of NFL's 50th Anniversary Team.
- Born on September 24, 1941, in Queens borough of New York City.
- Passed away July 6, 2011.



ERIC DICKERSON
RB 6-3 220 Southern Methodist
Colts: 1987-1991, Inducted: 1999

- Totaled 1,258 carries for 5,194 yards and 32 touchdowns with Colts.
- Won NFL rushing title in 1988 with 1,659 yards.
- Had three 1,000-plus rushing seasons with Colts.
- Set NFL record with 2,105 rushing yards in 1984.
- Had 64 career 100-plus rushing games.
- Retired with 2,996 career rushes for 13,259 yards and 90 touchdowns in 146 games.
- Rushing yards were second in NFL history upon retirement.
- Was All-Pro 1983-1984, 1986-1988 and played in six Pro Bowls.
- Born on September 2, 1960, in Sealy, Texas.



DON SHULA
Colts: 1953-1956, Head Coach: 1963-1969,
Inducted: 1997

- NFL's winningest head coach (328-156-6, regular season; 347-173-6, overall, 1963-95) and one of the most successful coaches in Colts history (71-23-4 regular season; 73-26-4, overall, 1963-1969).
- Only Colts Hall of Fame inductee to play and be head coach with club.
- Led Colts to winning records throughout tenure and to Super Bowl III.
- Joined Colts from Browns in historic 15-player trade in 1953.
- Born on January 4, 1930, in Grand River, Ohio.
- Passed away May 4, 2020.



MARSHALL FAULK
RB 5-10 211 San Diego State
Colts: 1994-1998, Inducted: 2011

- Totaled 1,389 carries for 5,320 yards and 42 rushing touchdowns and 297 receptions for 2,804 yards and nine touchdowns receiving with the Colts.
- Had four 1,000-plus rushing seasons and one 2,000-plus scrimmage yards season with Colts.
- In his career, carried the ball 2,836 times for 12,279 yards and 100 touchdowns while adding 767 catches for 6,875 yards and 36 receiving touchdowns good for 19,154 scrimmage yards in 176 career games.
- Was a First Team All-Pro from 1999-2001 and played in seven Pro Bowls (was rookie MVP).
- Born on February 26, 1973, in New Orleans.



HALL OF FAME COLTS



BILL POLIAN
Colts: President (1998-2010), Vice Chairman (2011), Inducted: 2015

- Spent 32 seasons in the NFL, including 14 with the Colts.
- Won eight division championships, two conference championships and reached the Super Bowl twice with the Colts.
- With the Colts, earned the team's fourth world championship with a victory against Chicago in Super Bowl XLI.
- Along with his tenure in Buffalo, reached the Super Bowl on five occasions between the Bills and Colts.
- Was named *The Sporting News* Executive of the Year on six occasions, including two with the Colts (1999 and 2009).
- With the Colts, advanced to the postseason 11 times during a 12-year span and posted 10 or more wins in each of those playoff years.
- From 2000-09, the Colts produced 115 regular season wins, which at the time was the most in a decade by any NFL club.
- Born on December 8, 1942, in the Bronx, N.Y.



TONY DUNGY
Colts: Head Coach (2002-08), Inducted: 2016

- Logged a career regular season coaching record of 139-69 (688) and an 85-27 mark (759) in his seven seasons with the Colts. He is the winningest head coach in Colts history.
- Became the first African American head coach to win the Super Bowl after leading the Colts to a 29-17 victory over the Chicago Bears in Super Bowl XLI.
- Became the third individual to win the Super Bowl as a player and head coach.
- Recorded 10 career 10-win seasons, including seven consecutive with the Colts.
- Made 11 career playoff appearances and set an NFL record for consecutive playoff appearances by a head coach with his 10th-straight in 2008.
- Led the Colts to become the first NFL team with six consecutive 12-win seasons (2003-08).
- Became the first head coach in NFL history to defeat all 32 NFL teams.
- Earned six division titles (five AFC South, one NFC Central).
- Assisted the club in earning a previous NFL record for the most regular season wins (115) in a decade by any NFL club (2000-09).
- Born on October 6, 1955, in Jackson, Mich.



MARVIN HARRISON
WR 6-0 185 Syracuse
Colts: 1996-2008, Inducted: 2016

- Finished his career with 1,102 receptions for 14,580 yards and 128 touchdowns.
- Upon retirement, ranked second in the NFL in receptions, fourth in receiving yards and fifth in receiving touchdowns.
- Holds Indianapolis career records in receptions, receiving yards, 100-yard games (59) and receiving touchdowns.
- Is Indianapolis' single season record holder for receptions (143 in 2002), receiving yards (1,722 in 2002) and receiving touchdowns (15 in 2001 and 2004).
- Held a previous NFL record for receptions in a season with 143 in 2002.
- Was an eight-time Pro Bowl and Associated Press All-Pro selection.
- A member of the NFL All-Decade Team (2000-09).
- Compiled eight straight years with 1,000-plus receiving yards.
- A member of the Colts Super Bowl XLI championship team.
- Born on August 25, 1972, in Philadelphia, Pa.



GEORGE YOUNG
Colts: Scout (1968-69), Coach (1970-74)
Inducted: 2020

- Inducted as a member of the Pro Football Hall of Fame's Centennial Class in conjunction with the NFL's celebration of its 100th season.
- Got his start in the league with the Colts in 1968 as a scout for then-head coach Don Shula.
- Was named the offensive line coach for the Colts in 1970 as the team defeated the Dallas Cowboys in Super Bowl V.
- Served as the Colts offensive coordinator in 1973 and was in the position for two seasons.
- Was the director of pro scouting for the Dolphins from 1975-79 and then served as the general manager of the New York Giants for 19 seasons from 1979-1997.
- Was named the NFL's Executive of the Year five times.
- Joined the NFL as its Senior Vice President of Football Operations in 1998.
- Born on September 22, 1930, in Baltimore, Md.
- Passed away December 9, 2001.



HALL OF FAME COLTS



EDGERRIN JAMES

RB 6-0 219 Miami (FL)

Colts: 1999-2005, Inducted: 2020

- Upon retirement, ranked 11th all-time in rushing yards (12,246). Also finished his career with 3,028 attempts, a 4.0 rushing average, 80 rushing touchdowns, 3,364 receiving yards and 11 receiving touchdowns.
- Eclipsed 1,500-plus rushing yards in four seasons and won back-to-back rushing titles his first two seasons in the NFL.
- Holds Colts career records in rushing attempts (2,188), rushing yards (9,226), 100-yard rushing games (49) and rushing touchdowns (64).
- Also set club record for rushing yards in a season (1,709 in 2000) and second-most in a game (219 on 10/15/00 against Seattle).
- Named NFL Offensive Rookie of the Year in 1999 where he totaled 369 rushing attempts for 1,553 yards, 13 touchdowns and 10 100-yard rushing games (all Colts rookie records).
- Four-time Pro Bowl selection (1999-2000, 2004-2005) and three-time Associated Press All-Pro selection.
- Member of the NFL All-Decade Team (2000-2009).
- Named NFL Rookie of the Month twice, AFC Offensive Player of the Month three times and AFC Offensive Player of the Week six times.
- Born on August 3, 1978, in Immokalee, Fla.



PEYTON MANNING

QB 6-5 230 Tennessee

Colts: 1998-2011, Inducted: 2021

- Completed 6,125-of-9,380 passes for 71,940 yards and 539 touchdowns during his 18-year career with the Colts and Broncos, which all ranked in the top five in NFL history upon his retirement.
- Is a two-time Super Bowl Champion (XLI, 50).
- Is the only five-time MVP and his 14 Pro Bowls are tied for the most in league history.
- Was named All-Pro 10 times (seven first-team, three second-team), AFC Offensive Player of the Week 27 times and AFC Offensive Player of the Month eight times.
- Registered the second-most wins by a starting quarterback (200 victories in the regular season and playoffs).
- Finished with 186 regular season wins and helped lead his teams to the playoffs 15 times.
- His 14 career 4,000-yard passing seasons are a league record and he owns 102 total games with 300-plus passing yards.
- Holds Colts seasonal and career records in completions, attempts and touchdowns and also holds the team record in career games started with 208.
- From 2000-09, the Colts produced 115 regular season wins, which at the time was the most in a decade by any NFL club.
- Led the Colts to a franchise-record 14 victories in 2005 and 2009 and helped lead the club to become the first in NFL history to win 11-plus and 12-plus games in seven consecutive seasons.
- Born on March 24, 1976, in New Orleans.
- Jersey No. 18 retired, the first in Indianapolis Colts history.



HALL OF FAME COLTS



DWIGHT FREENEY

DE 6-1 268 Syracuse

Colts: 2002-2012, Inducted: 2024

- Spent 11 seasons with the Indianapolis Colts.
- A three-time Associated Press First Team All-Pro and seven-time Pro Bowl selection.
- Was a member of the Colts Super Bowl XLI championship team following the 2006 season.
- Over 16 NFL seasons (including time with San Diego, Arizona, Atlanta, Detroit and Seattle), played in 218 career games and totaled 341 tackles, 125.5 sacks, 63.0 tackles for loss, 47 forced fumbles, 16 passes defended and four fumble recoveries.
- Finished his career tied for 17th in NFL history in sacks and fifth in forced fumbles.
- As a rookie in 2002, set the Colts rookie sack record with 13.0.
- Born on February 19, 1980, in Hartford, Conn.

HALL OF FAME QUICK HIT

1968 Art Donovan

1972 Gino Marchetti

1973 Raymond Berry

1973 Jim Parker

1975 Lenny Moore

1978 Weeb Ewbank

1979 John Unitas

1990 Ted Hendricks

1992 John Mackey

1997 Don Shula

1999 Eric Dickerson

2011 Marshall Faulk

2015 Bill Polian

2016 Tony Dungy

2016 Marvin Harrison

2020 George Young

2020 Edgerrin James

2021 Peyton Manning

2024 Dwight Freeney



INDIANAPOLIS COLTS RING OF HONOR



ROBERT IRSAY

Owner

Colts: 1972-1997, Inducted: 1996

- First inductee into the Colts Ring of Honor.
- Purchased the Los Angeles Rams in 1972 and traded the franchise to Carroll Rosenbloom for the Baltimore Colts in July of that year.
- Moved the Colts to Indianapolis on March 28, 1984.
- Under Irsay's ownership, the Colts reached the playoffs six times and claimed four division titles.
- Born on March 5, 1923, in Chicago.
- Passed away January 14, 1997.



TED MARCHIBRODA

Head Coach

Colts: 1975-1979, 1992-1995, Inducted: 2000

- First head coach inducted into the Colts Ring of Honor.
- Compiled a 71-67 (.514) record in nine years with the Colts.
- Clinched three AFC Eastern Division titles and four postseason appearances.
- Served as a radio color commentator for the Colts from 1999-2006.
- Born on March 15, 1931, in Franklin, Pa.
- Passed away January 16, 2016.



BILL BROOKS

WR 6-0 188 Boston

Colts: 1986-1992, Inducted: 1998

- First player inducted into the Colts Ring of Honor.
- Caught 411 passes for 5,818 yards and 28 touchdowns during his time with the Colts.
- Was the team's top receiver in five of his seven seasons with the Colts.
- Tallied six straight seasons (1986-1991) with 50-plus receptions.
- Totaled 65 receptions for a career-high 1,131 yards and eight touchdowns his rookie season, which all remain Colts rookie records.
- Recorded an 84-yard touchdown reception, which stands as the second-longest rookie reception in franchise history.
- Currently works in the Colts front office.
- Born on April 6, 1964, in Boston.



CHRIS HINTON

G/T 6-4 300 Northwestern

Colts: 1983-1989, Inducted: 2001

- Second player inducted into the Colts Ring of Honor.
- Started 93-of-94 games during his seven seasons with the Colts.
- Earned six of his seven Pro Bowl selections as a member of the Colts.
- Helped block for four 1,000-yard Colts rushers.
- Born on July 31, 1961, in Chicago.



INDIANAPOLIS COLTS RING OF HONOR



JIM HARBAUGH QB 6-3 215 Michigan

Colts: 1994-1997, Inducted: 2005

- Third player inducted into the Colts Ring of Honor.
- In 53 games (46 starts), completed 746-of-1,230 passes (60.7%) for 8,705 yards, 49 touchdowns and 26 interceptions for an 86.6 passer rating.
- Completed 61-of-119 passes for 688 yards, five touchdowns and three interceptions in four postseason games.
- Achieved single-season career highs in touchdown passes (17), completion percentage (63.7) and passer rating (100.7) in 1995, which earned him Pro Bowl, Comeback Player of the Year and AFC Player of the Year honors.
- Born on December 23, 1963, in Toledo, Ohio.



COLTS NATION Fans

Colts: 1953-Present, Inducted: 2007

- The best and loudest fans in the NFL.



TONY DUNGY

Head Coach

Colts: 2002-2008, Inducted: 2010

- Second head coach inducted into the Colts Ring of Honor.
- Winningest coach in Colts history with an 85-27 (.759) record over his seven seasons with the team.
- Led the Colts to victory in Super Bowl XLII, the team's second Super Bowl win in franchise history.
- Finished with 10-or-more wins and made the playoffs every year with the team.
- Captured five AFC South Division titles.
- Inducted into the Pro Football Hall of Fame in 2016.
- Born on October 6, 1955, in Jackson, Mich.



MARVIN HARRISON

WR 6-0 185 Syracuse

Colts: 1996-2008, Inducted: 2011

- Fourth player inducted into the Colts Ring of Honor.
- Holds franchise career records for receptions (1,102), receiving yards (14,580), receiving touchdowns (128) and 100-yard receiving games (59).
- Also holds single-season club records for receptions (143 in 2002), receiving yards (1,722 in 2002), receiving touchdowns (15 in 2001 and 2004) and 100-yard receiving games (10 in 2002).
- Ranks fifth in NFL history in receptions, fifth in receiving touchdowns and ninth in receiving yards.
- Eight-time Pro Bowl and Associated Press All-Pro selection (1999-2006), two-time NFL receptions leader (2000, 2002) and receiving yards leader (1999, 2002).
- Member of the NFL All-Decade Team (2000-2009).
- Named AFC Offensive Player of the Month three times and AFC Offensive Player of the Week twice.
- Inducted into the Pro Football Hall of Fame in 2016.
- Born on August 25, 1972, in Philadelphia.



INDIANAPOLIS COLTS RING OF HONOR



EDGERRIN JAMES

RB 6-0 219 Miami (FL)

Colts: 1999-2005, Inducted: 2012

- Fifth player inducted into the Colts Ring of Honor.
- Holds franchise career records in rushing attempts (2,188), rushing yards (9,226), 100-yard rushing games (49) and rushing touchdowns (64).
- Also set club record for rushing yards in a season (1,709 in 2000) and second-most in a game (219 on 10/15/00 against Seattle).
- Totaled 369 rushing attempts for 1,553 yards, 13 touchdowns and had 10 100-yard rushing games his rookie season, which all remain Colts rookie records.
- Four-time Pro Bowl selection (1999-2000, 2004-2005).
- Member of the NFL All-Decade Team (2000-2009).
- Named NFL Rookie of the Month twice, AFC Offensive Player of the Month three times and AFC Offensive Player of the Week six times.
- Born on August 3, 1978, in Immokalee, Fla.



ERIC DICKERSON

RB 6-3 220 Southern Methodist

Colts: 1987-1991, Inducted: 2013

- Sixth player inducted into the Colts Ring of Honor.
- Totaled 1,258 rushing attempts for 5,194 yards and 32 touchdowns while adding 138 receptions for 1,082 yards and three touchdowns during his career with the Colts.
- Posted three consecutive 1,000-yard rushing seasons in his first three years with the team.
- In 1988, won the NFL rushing title after recording 1,659 yards to go along with 14 touchdowns. Claimed four NFL rushing titles during his NFL career (1983-86, 1988).
- Set an NFL single-season record with 2,105 rushing yards in 1984.
- Earned three of his six career Pro Bowls (1987-89) and two of his five career All-Pro (1987-88) selections during his time with the Colts.
- Ranks second in Colts history in career 100-yard rushing games (24), fourth in rushing attempts and yards and eighth in rushing touchdowns.
- Is the NFL's ninth leading rusher all-time and was inducted into the Pro Football Hall of Fame in 1999.
- Born on September 2, 1960, in Sealy, Texas.



MARSHALL FAULK

RB 5-10 211 San Diego State

Colts: 1994-1998, Inducted: 2013

- Seventh player inducted into the Colts Ring of Honor.
- During his five years with the Colts, compiled 1,389 carries for 5,320 yards and 42 touchdowns while adding 297 catches for 2,804 yards and nine touchdowns.
- Totaled 8,124 scrimmage yards and 51 total touchdowns with the Colts.
- Posted four 1,000-yard rushing seasons (1994-95, 1997-98) with the Colts, including one season (1998) with 2,000-plus scrimmage yards.
- Earned three of his seven career Pro Bowls (1994-95, 98) and three of his six career (1994-95, 98) All-Pro honors with the Colts.
- Was named the NFL Offensive Rookie of the Year in 1994, was a three-time NFL Offensive Player of the Year and was the NFL MVP in 2000.
- Ranks third in franchise history in career rushing attempts and yards and fourth in rushing touchdowns and 100-yard rushing performances (14).
- Is the first player in NFL history to gain 2,000 yards from scrimmage in four straight seasons (1998-2001) and the second to eclipse the 1,000-yard mark in both rushing and receiving in the same season (1999).
- Inducted into the Pro Football Hall of Fame in 2011.
- Born on February 26, 1973, in New Orleans.



JEFF SATURDAY

C 6-2 295 North Carolina

Colts: 1999-2011, Inducted: 2015

- Eighth player inducted into the Colts Ring of Honor.
- Spent 13 seasons with the Colts and competed in 197 games with 132 wins.
- Named to six career Pro Bowls (five with the Colts), was a two-time First Team All Pro (2005 and 2007) and was a three-time PFWA All-Conference choice (2005-07).
- With the Colts, appeared in the playoffs 11 times, won eight division titles and appeared in two Super Bowls.
- Was part of the Colts' fourth world championship with a victory over Chicago in Super Bowl XLII.
- Was part of a team that produced 115 wins from 2000-09, a then-NFL record for wins by a team in a single decade.
- Started 170 games with Peyton Manning as a quarterback-center duo, which is the most in NFL history. The duo posted a 120-50 record.
- Born on June 18, 1975, in Atlanta.



INDIANAPOLIS COLTS RING OF HONOR



BILL POLIAN

Colts: President (1998-2010), Vice Chairman (2011), Inducted: 2016

- Spent 14 seasons with the Indianapolis Colts.
- Won eight division championships, two conference championships and reached the Super Bowl twice with the Colts.
- With the Colts, earned the team's fourth world championship with a victory against Chicago in Super Bowl XLI.
- Was named *The Sporting News* Executive of the Year on two occasions with the Colts (1999 and 2009).
- Advanced to the postseason 11 times during a 12-year span and posted 10 or more wins in each of those playoff years.
- From 2000-09, the Colts produced 115 regular season wins, which at the time was the most in a decade by any NFL club.
- Inducted into the Pro Football Hall of Fame in 2016.
- Born on December 8, 1942 in the Bronx, N.Y.



PEYTON MANNING

QB 6-5 230 Tennessee

Colts: 1998-2011, Inducted: 2017

- Ninth player inducted into the Colts Ring of Honor.
- Spent 13 seasons with the Indianapolis Colts.
- Guided the Colts to their second Super Bowl victory (Super Bowl XLI) in franchise history while reaching the AFC Championship game again following the 2009 regular season. Was named Super Bowl XLI MVP.
- Became the NFL's first four-time Associated Press Most Valuable Player (2003-04, 2008-09).
- Was selected to play in 11 Pro Bowls as a member of the Colts (1999-2000, 2002-2010), which is tied for the franchise-best.
- Holds club seasonal and career records in completions, attempts and touchdowns and also holds the team record in career games started with 208.
- From 2000-09, the Colts produced 115 regular season wins, which at the time was the most in a decade by any NFL club.
- Led the team to a franchise-record 14 victories in 2005 and 2009 and helped lead the club to become the first in NFL history to win 11-plus and 12-plus games in seven consecutive seasons.
- In his 18-year NFL career (with the Colts and Broncos), ranks in the top five in league history in every major passing statistic, including attempts, completions, yards and touchdowns.
- Was the 2005 Walter Payton NFL Man of the Year Award winner.
- Born on March 24, 1976, in New Orleans.
- Jersey No. 18 retired, the first in Indianapolis Colts history.



During the 2017 season, the Colts unveiled a statue honoring Peyton Manning on the north plaza outside of Lucas Oil Stadium. The statue was created by local sculptor and fireman Ryan Feeney.



INDIANAPOLIS COLTS RING OF HONOR



REGGIE WAYNE

WR 6-0 203 Miami (FL)

Colts: 2001-2014, Inducted: 2018

- Tenth player inducted into the Colts Ring of Honor.
- Spent 14 seasons with the Indianapolis Colts.
- Played in 211 games (197 starts), the most games in franchise history.
- Totaled 1,070 receptions for 14,345 yards and 82 touchdowns.
- Upon retirement ranked in the top 10 in NFL history in receptions and receiving yards.
- Registered 43 100-yard receiving games.
- Was a member of the Colts Super Bowl XLI championship team following the 2006 season.
- Was a six-time Pro Bowl selection and was an Associated Press First Team All-Pro in 2010.
- Born on November 17, 1978, in New Orleans.



DWIGHT FREENEY

DE 6-1 268 Syracuse

Colts: 2002-2012, Inducted: 2019

- Eleventh player inducted into the Colts Ring of Honor.
- Spent 11 seasons with the Indianapolis Colts.
- A three-time Associated Press First Team All-Pro and seven-time Pro Bowl selection.
- Was a member of the Colts Super Bowl XLI championship team following the 2006 season.
- Over 16 NFL seasons (including time with San Diego, Arizona, Atlanta, Detroit and Seattle), played in 218 career games and totaled 341 tackles, 125.5 sacks, 63.0 tackles for loss, 47 forced fumbles, 16 passes defended and four fumble recoveries.
- Finished his career tied for 17th in NFL history in sacks and fifth in forced fumbles.
- As a rookie in 2002, set the Colts rookie sack record with 13.0.
- Born on February 19, 1980, in Hartford, Conn.



ROBERT MATHIS

DE 6-2 245 Alabama A&M

Colts: 2003-2016, Inducted: 2021

- Twelfth player inducted into the Colts Ring of Honor.
- Spent all 13 seasons of his career with the Colts and is the team's all-time leader in sacks with 123.0.
- Was a member of the Colts Super Bowl XLI championship team.
- Named to six consecutive Pro Bowls (2008-2013) and was voted an Associated Press and *Sporting News* First Team All-Pro in 2013.
- In 2013, won the inaugural Deacon Jones Award as the NFL's sack leader with 19.5 (also a Colts single-season record). Became the second member in Colts history to lead the league in sacks.
- Established an NFL record with 47 career sack-forced fumbles.
- Named NFL 101 AFC Defensive Player of the Year in 2013.
- Had five career 10.0-plus sack seasons.
- Compiled a franchise-record 29 multiple-sack contests and three career 3.0-plus sack games.
- Named the team's recipient of the 2011 Ed Block Courage Award.
- Born on February 26, 1981, in Atlanta.



TARIQ GLENN

T 6-5 332 California

Colts: 1997-2006, Inducted: 2022

- Thirteenth player inducted into the Colts Ring of Honor.
- Spent all 10 seasons of his NFL career with the Colts.
- Started all 154 career regular season games and 13 postseason contests he competed in.
- Was a member of the Colts Super Bowl XLI championship team.
- Was a three-time Pro Bowl selection from 2004-06.
- Was a stalwart at left tackle and helped provide time for Peyton Manning and the Colts offense to produce seven seasons with 4,000-plus passing yards while blocking for a 1,000-yard rusher in nine of his 10 seasons.
- Born on May 25, 1976, in Cleveland.



INDIANAPOLIS COLTS RING OF HONOR



DALLAS CLARK

TE 6-3 252 Iowa

Colts: 2003-2011, Inducted: 2024


- Spent nine seasons with the Indianapolis Colts.
- Totaled 427 receptions for 4,887 yards (11.4 avg.) and 46 touchdowns with Indianapolis.
- Among Colts tight ends, he holds franchise career records for receptions and receiving touchdowns, while ranking second in receiving yards.
- Named to the Pro Bowl and was an Associated Press First Team All-Pro in 2009.
- Was a member of the Colts Super Bowl XLI championship team following the 2006 season.
- Born on June 12, 1979, in Livermore, Iowa.



RETIRED COLTS JERSEYS



PEYTON MANNING
1998-2011




JOHN UNITAS
1956-1972



BUDDY YOUNG
1953-1955




LENNY MOORE
1956-1967




ART DONOVAN
1953-1961



JIM PARKER
1957-1967



RAYMOND BERRY
1955-1967



GINO MARCHETTI
1953-1964, 1966





COLTS POSTSEASON GAMES

NFL CHAMPIONSHIP – DEC. 28, 1958 YANKEE STADIUM

BALTIMORE 23, NEW YORK 17 – Attendance 64,185. Quarterback John Unitas took the Colts 80 yards in 13 plays, the last, a one-yard carry by Alan Ameche through the right side of the Giant line at 8:15 of “sudden death” overtime. The regulation game ended 17-17 when Baltimore’s Steve Myhra booted a 20-yard field goal seconds from the gun. It has been called “The Greatest Game Ever Played” and the 64,185 who watched it at Yankee Stadium agree.

	1	2	3	4	OT	F
Baltimore	0	14	0	3	6	23
New York	3	0	7	7	0	17



The Colts and Giants battle in “The Greatest Game Ever Played.”

NFL CHAMPIONSHIP – DEC. 27, 1959 BALTIMORE MEMORIAL STADIUM

BALTIMORE 31, NEW YORK 16 – Attendance 57,545. The Giants led 9-7 after three periods by virtue of three field goals by Pat Summerall, but Baltimore’s defensive backfield took charge in the final quarter, three times making interceptions that resulted in scores. Colts quarterback John Unitas scored one touchdown and passed for two before a home crowd of 57,545 in Memorial Stadium.

	1	2	3	4	F
New York	3	3	3	7	16
Baltimore	7	0	0	24	31

NFL CHAMPIONSHIP – DEC. 27, 1964 CLEVELAND STADIUM

CLEVELAND 27, BALTIMORE 0 – Attendance 79,544. Both teams drew blanks in the first half, but the Browns nailed down the World Championship with a 17-point third quarter. Quarterback Frank Ryan and fullback Jim Brown made the Cleveland attack click, as it rolled up 20 first downs to Baltimore’s 11 and outgained the Colts 339 to 181 yards. Ryan completed 11-of-18 passes for 206 yards and three touchdowns – all to end Gary Collins from distances of 18, 42 and 51 yards, while the brilliant Brown bulled for 114 yards on 27 shots as Cleveland controlled the ball.

	1	2	3	4	F
Baltimore	0	0	0	0	0
Cleveland	0	0	17	10	27

NFL WESTERN DIVISION PLAYOFF – DEC. 26, 1965 LAMBEAU FIELD

GREEN BAY 13, BALTIMORE 10 – Attendance 50,484. A courageous effort by the undermanned Colts was doomed by a pair of Don Chandler field goals – one with 1:58 remaining from 22 yards to tie the score and a second of 25 yards to conclude 13:39 of “sudden death” action. The Colts had jumped ahead 7-0, after 21 seconds of play when Don Shinnick scooped up Bill Anderson’s fumble and trudged 25 yards to the end zone. They protected their edge tenaciously until the finish as Tom Matte went the route at quarterback, rushing for 57 yards and passing for 40. Zeke Bratkowski, subbing for the injured Bart Starr, completed 22-of-39 aeriels for 248 yards. The Packers ran 81 plays to the Colts’ 59 and led in first downs, 23-9.

	1	2	3	4	OT	F
Baltimore	7	3	0	0	0	10
Green Bay	0	0	7	3	3	13

NFL PLAYOFF – DEC. 22, 1968 BALTIMORE MEMORIAL STADIUM

BALTIMORE 24, MINNESOTA 14 – Attendance 60,238. It was a cold, rainy day when the Colts won the Western Conference Championship. The Vikings provided some uncomfortable moments after the Colts obtained a big lead. It was not until late in the first half that the Colts were able to nab a 7-0 lead on Earl Morrall’s pass to Tom Mitchell after Willie Richardson’s diving catch of a 33-yard aerial put the ball at the three. John Mackey’s touchdown reception and Mike Curtis’ 60-yard return of a fumble made it 21-0 after three quarters. Vikings quarterback Joe Kapp fired touchdown passes to Bill Martin and Bill Brown before time expired.

	1	2	3	4	F
Minnesota	0	0	0	14	14
Baltimore	0	7	14	3	24

NFL CHAMPIONSHIP – DEC. 29, 1968 CLEVELAND STADIUM

BALTIMORE 34, CLEVELAND 0 – Attendance 80,628. After a scoreless first period, Baltimore’s Tom Matte scored two of his record-tying three touchdowns in a 17-point Colts second quarter. Meanwhile, the capacity crowd of 80,628 saw the Browns held scoreless for only the second time in the club’s history as the Colts registered their fourth shutout of the season.

	1	2	3	4	F
Baltimore	0	17	7	10	34
Cleveland	0	0	0	0	0

SUPER BOWL III – JAN. 12, 1969 MIAMI ORANGE BOWL

NEW YORK JETS 16, BALTIMORE 7 – Attendance 75,337. Jets quarterback Joe Namath “guaranteed” victory before the game, then led the AFL to its first Super Bowl victory after defeating a Baltimore team that had lost one-of-16 games all season. Namath completed 17-of-28 passes for 206 yards and directed a steady attack that dominated the NFL champions after the Jets defense had intercepted Colts quarterback Earl Morrall three times in the first half. The Jets had 337 total yards, including 121 yards rushing by Matt Snell. John Unitas, who had missed most of the season with a sore elbow, came off the bench and led Baltimore to its only touchdown late in the fourth quarter after New York led, 16-0.



HISTORY

	1	2	3	4	F
New York (AFL)	0	7	6	3	16
Baltimore (NFL)	0	0	0	7	7



Tom Matte

AFC DIVISIONAL – DEC. 26, 1970 BALTIMORE MEMORIAL STADIUM

BALTIMORE 17, CINCINNATI 0 – Attendance 51,127. John Unitas connected with touchdown passes to Roy Jefferson and Ed Hinton and led the Colts into the AFC title game by defeating Cincinnati. The Baltimore defense came through on a cold, windy day and limited Cincinnati to 63 yards rushing and 76 yards passing. Norm Bulaich picked up 116 yards on 25 carries. Jim O'Brien connected with a 44-yard field goal and missed one from the same distance. A 49-yard field goal try by Horst Muhlmann was blocked by Ray May. Mike Curtis made the game's only interception, picking off one of Virgil Carter's fourth quarter passes, to set up an eventual final Colts score.

	1	2	3	4	F
Cincinnati	0	0	0	0	0
Baltimore	7	3	0	7	17

AFC CHAMPIONSHIP – JAN. 3, 1971 BALTIMORE MEMORIAL STADIUM

BALTIMORE 27, OAKLAND 17 – Attendance 56,368. John Unitas' passing and play calling, and the running of rookie Norm Bulaich powered the Colts to the AFC Championship. Bulaich scored twice and Unitas picked up 245 yards on 11 completions, with his key one coming in the fourth quarter on a 68-yard touchdown reception by Ray Perkins out of a formation with four wide receivers. George Blanda threw touchdown passes to Fred Biletnikoff and Warren Wells but was intercepted three times. Ed Hinton caught five passes for 115 yards.

	1	2	3	4	F
Oakland	0	3	7	7	17
Baltimore	3	7	10	7	27

SUPER BOWL V – JAN. 17, 1971 MIAMI ORANGE BOWL

BALTIMORE 16, DALLAS 13 – Attendance 79,204. Colts rookie Jim O'Brien climaxed one of the zaniest professional football games ever played by lofting a 32-yard field goal through the uprights with five seconds left to give Baltimore a 16-13 Super Bowl win. The game totaled 11 turnovers, which prevented a fluid, artistic performance but contributed to the drama of the

contest. Dallas nearly put the game away early in the third period when, leading 13-6, the Cowboys recovered Jim Duncan's fumble on the second half kickoff and zipped to the Colts' two-yard line. Duane Thomas, however, fumbled on the next play. Rick Volk provided Baltimore with the opportunity to tie halfway through the fourth period when he intercepted Craig Morton on the Dallas 33 and returned it to the three-yard line. Tom Nowatzke scored and it was 13-13. Mike Curtis intercepted another Morton pass on the Dallas 41 in the final minute and ran it back to the 28-yard line. The Colts stopped the clock with nine seconds left and O'Brien made history. Morton's desperation pass on the final play of the game was intercepted by Jerry Logan.

	1	2	3	4	F
Baltimore (AFC)	0	6	0	10	16
Dallas (NFC)	3	10	0	0	13



Jim O'Brien splits the uprights with five seconds remaining to seal the Colts first Super Bowl victory.

AFC DIVISIONAL – DEC. 26, 1971 CLEVELAND STADIUM

BALTIMORE 20, CLEVELAND 3 – Attendance 74,082. Don Nottingham, playing for the injured Norm Bulaich, scored two touchdowns and rushed for 92 yards, while Baltimore's strong defense dominated play in a 20-3 victory over the Browns. Jim O'Brien added two field goals for the Colts and Don Cockroft, who had two kicks blocked by Bubba Smith, produced Cleveland's only points. Rick Volk intercepted two of Bill Nelsen's passes and Charlie Stukes picked off a third. John Unitas blended the strong running of Nottingham with passes to his favorite target, tight end Tom Mitchell, who caught five balls for 73 yards.

	1	2	3	4	F
Baltimore	0	14	3	3	20
Cleveland	0	0	3	0	3

AFC CHAMPIONSHIP – JAN. 2, 1972 MIAMI ORANGE BOWL

MIAMI 21, BALTIMORE 0 – Attendance 75,629. The Colts, despite playing without starting running backs Norm Bulaich and Tom Matte, compiled 302 yards to Miami's 286, but were damaged by the Dolphins' big plays – Bob Griese's 75-yard touchdown pass to Paul Warfield in the first period and Dick Anderson's 62-yard interception return for a touchdown in the third quarter. Larry Csonka carried five yards for a fourth quarter touchdown for Miami. John Unitas completed 20-of-36 passes for 224 yards, but the Colts were shutout for the first time since Dec. 5, 1965.



HISTORY

	1	2	3	4	F
Baltimore	0	0	0	0	0
Miami	0	7	7	7	21

AFC DIVISIONAL – DEC. 27, 1975 THREE RIVERS STADIUM

PITTSBURGH 28, BALTIMORE 10 – Attendance 49,053. The Colts kept the game close with the defending Super Bowl champions until the final period, even without the services of starting quarterback Bert Jones. Jones sustained a severe bruise to his throwing arm on the first offensive series and was unable to return until the fourth quarter. Backup Marty Domres generated a second quarter score with a five-yard touchdown toss to Glenn Doughty. The Colts trailed 14-10 after three quarters before Pittsburgh's Terry Bradshaw scored on a two-yard run midway through the final period. Andy Russell iced the victory in the final two minutes when he returned a Jones fumble 93 yards.

	1	2	3	4	F
Baltimore	0	7	3	0	10
Pittsburgh	7	0	7	14	28

AFC DIVISIONAL – DEC. 19, 1976 BALTIMORE MEMORIAL STADIUM

PITTSBURGH 40, BALTIMORE 14 – Attendance 60,020. The Colts were playing "catch-up" ball all afternoon as the Steelers struck early and often. On the third play of the game, Pittsburgh stunned the Colts defense with a 76-yard touchdown bomb from Terry Bradshaw to Frank Lewis. Baltimore countered with a first quarter Bert Jones touchdown pass to Roger Carr covering 17 yards, but it would be the Colts' only score until the final period. A 60-yard kickoff return by Theo Bell and a 50-yard Franco Harris run were key plays in building the Steelers' 26-7 halftime lead. The Pittsburgh offense amassed 526 total yards as Bradshaw threw for 264 and Harris picked up 132 on the ground.

	1	2	3	4	F
Pittsburgh	9	17	0	14	40
Baltimore	7	0	0	7	14

AFC DIVISIONAL – DEC. 24, 1977 BALTIMORE MEMORIAL STADIUM

OAKLAND 37, BALTIMORE 31 – Attendance 60,763. In one of the longest football games ever played, the Colts and Raiders needed six quarters to decide their AFC playoff game. An Errol Mann 22-yard field goal with only 26 seconds left in regulation tied the game at 31. After a scoreless fifth quarter, Oakland ended the game when Ken Stabler hit Dave Casper for a 10-yard score. The lead changed hands nine times throughout the game. The Colts had some outstanding individual efforts in all facets of the game. Ron Lee came off the bench to rush for 46 yards and two touchdowns on 11 carries. Bruce Laird intercepted two passes and returned one 61 yards for a touchdown. Marshall Johnson raced 87 yards on a kickoff for a score.

	1	2	3	4	OT	OT	F
Oakland	7	0	14	10	0	6	37
Baltimore	0	10	7	14	0	0	31

AFC PLAYOFF – JAN. 9, 1988 CLEVELAND STADIUM

CLEVELAND 38, INDIANAPOLIS 21 – Attendance 79,838. In the team's first playoff game as a franchise in Indianapolis, the Colts and Browns traded first half touchdowns before Cleveland seized control with 17 unanswered second half points on the way to a 38-21 win. Cleveland held a slight edge (404-315) in net yards and held running back Eric Dickerson to 50 yards on 15 carries. Bernie Kosar was 20-of-31 for 229 yards and three scores, while Jack Trudeau hit 21-of-33 tosses for 251 yards and two touchdowns.

	1	2	3	4	F
Indianapolis	7	7	0	7	21
Cleveland	7	7	7	17	38

AFC WILD CARD – DEC. 31, 1995 SAN DIEGO JACK MURPHY STADIUM

INDIANAPOLIS 35, SAN DIEGO 20 – Attendance 61,182. The Colts posted their first playoff win since 1971 as Jim Harbaugh tossed two scoring passes and ran for a touchdown, while rookie Zack Crockett set a club playoff rushing mark with 147 yards on 13 carries. The Colts made the sixth lead change of the game stand when Harbaugh hit Sean Dawkins on a 42-yard touchdown pass late in the third quarter. Crockett, who tallied a 33-yard touchdown first half rush, burst for a 66-yard touchdown dash in the final quarter to decide the outcome. The Colts intercepted Stan Humphries four times. Crockett was one-of-12 Colts not born when the team last won a playoff game.

	1	2	3	4	F
Indianapolis	0	14	7	14	35
San Diego	3	7	7	3	20



Zack Crockett rushed for 147 yards against San Diego.

AFC DIVISIONAL – JAN. 7, 1996 ARROWHEAD STADIUM

INDIANAPOLIS 10, KANSAS CITY 7 – Attendance 77,594. The Colts topped the AFC top-seeded Chiefs, 10-7, when Lin Elliott's 42-yard field goal was wide left with 37 seconds remaining. Jim Harbaugh guided the club on a marathon 18-play, 77-yard second quarter march to tie the contest with a five-yard touchdown toss to Floyd Turner. The Colts pirated three Kansas City passes, one by Ashley Ambrose that set up a 30-yard Cary Blanchard third quarter field goal. Fourth quarter interceptions by Quentin Coryatt and Eugene Daniel helped spoil the Chiefs' 8-0 home mark. The game was played in 11 degree weather with a wind chill of -9 degrees. The win tied Ted Marchibroda with Don Shula as the then winningest head coach in club history.

	1	2	3	4	F
Indianapolis	0	7	3	0	10
Kansas City	7	0	0	0	7



HISTORY

AFC CHAMPIONSHIP – JAN. 14, 1996 THREE RIVERS STADIUM

PITTSBURGH 20, INDIANAPOLIS 16 – Attendance 61,062. In one of the most compelling AFC Championship Games, the Colts title bid ended when a Jim Harbaugh desperation end zone pass at the gun eluded the grasp of Aaron Bailey. The game stood 13-9 in Pittsburgh's favor in the final quarter when Harbaugh hit Floyd Turner on a 47-yard touchdown strike with 8:46 to go. Unable to run out the clock, the Colts punted to Pittsburgh with 3:03 remaining. Neil O'Donnell teamed with Ernie Mills on a 37-yard pass to the Colts one-yard line, where Bam Morris eventually scored with 1:34 left. Harbaugh marched the Colts from their 15-yard line to the Steelers 29 with five seconds left before his final pass fell incomplete.

	1	2	3	4	F
Indianapolis	3	3	3	7	16
Pittsburgh	3	7	3	7	20

AFC WILD CARD – DEC. 29, 1996 THREE RIVERS STADIUM

PITTSBURGH 42, INDIANAPOLIS 14 – Attendance 58,078. Pittsburgh rushed for 231 yards and five touchdowns to eliminate the Colts from the playoffs, 42-14. Eugene Daniel's 59-yard interception return for a touchdown and Aaron Bailey's nine-yard touchdown reception from Jim Harbaugh (12-32-134, 1 TD/1 INT) gave the Colts a 14-13 halftime lead. Pittsburgh exploited Indianapolis on the ground, rolling to a 190-yard advantage. The game turned in the third quarter with a 91-yard touchdown drive by Pittsburgh. The Steelers tallied 21 points in the final quarter. It was the first time the Colts made the playoffs in consecutive seasons since 1975-77.

	1	2	3	4	F
Indianapolis	0	14	0	0	14
Pittsburgh	10	3	8	21	42

AFC DIVISIONAL – JAN. 16, 2000 RCA DOME

TENNESSEE 19, INDIANAPOLIS 16 – Attendance 57,097. A 9-6 field goal struggle through 30 minutes turned to Tennessee's advantage early in the third quarter on Eddie George's (26-162, 1 TD) 68-yard touchdown rush. The Titans pushed the count to 19-9 on four Al Del Greco field goals, while the Colts were held in check on offense. Peyton Manning (19-42-227) scored on a 15-yard touchdown rush with 1:51 left, but the Colts could threaten no further. The Colts were out-rushed 197-78, and Manning was under pass rush pressure throughout the game. This was the club's first playoff game as hosts since 1977.

	1	2	3	4	F
Tennessee	0	6	7	6	19
Indianapolis	3	6	0	7	16

AFC WILD CARD – DEC. 30, 2000 PRO PLAYER STADIUM

MIAMI 23, INDIANAPOLIS 17 – Attendance 73,193. Indianapolis surrendered a 14-0 lead in dropping a 23-17 overtime decision at Miami. Mike Vanderjagt hit field goals of 32, 26 and 50 yards, but missed from 49 yards 5:44 into overtime. Peyton Manning was 17-32-194, 1 TD and Edgerin James was 21-107 rushing, but the Colts defense yielded 258 rushing yards. Lamar Smith's (40-209, 2 TDs) 17-yard touchdown rush 11:26 into overtime decided the contest.

	1	2	3	4	OT	F
Indianapolis	3	11	0	3	0	17
Miami	0	0	7	10	6	23

AFC WILD CARD – JAN. 4, 2003 GIANTS STADIUM

NEW YORK JETS 41, INDIANAPOLIS 0 – Attendance 78,524. The Jets bolted to a 24-0 halftime lead and added 17 second half points to post a 41-0 win. Chad Pennington (19-25-222, 3 TDs) threw for three scoring passes, while LaMont Jordan was 20-102, 2 TDs. Peyton Manning was 14-31-137, 2 INTs, while the Colts rushed 14-52. Marvin Harrison was 4-47 receiving.

	1	2	3	4	F
Indianapolis	0	0	0	0	0
New York	7	17	10	7	41

AFC WILD CARD – JAN. 4, 2004 RCA DOME

INDIANAPOLIS 41, DENVER 10 – Attendance 56,586. The Colts scored on their first seven possessions behind Peyton Manning (22-26-377, 5 TDs) to post the franchise's first home playoff win since 1971. Manning set the club playoff record for touchdown passes. He teamed with Marvin Harrison (46T, 23T) and Brandon Stokley (31T, 87T) on scoring plays. The Colts scored 31 first half points to spur the win.

	1	2	3	4	F
Denver	3	0	0	7	10
Indianapolis	14	17	10	0	41



Peyton Manning set the team's single-game playoff record with five touchdown passes against Denver.

AFC DIVISIONAL – JAN. 11, 2004 ARROWHEAD STADIUM

INDIANAPOLIS 38, KANSAS CITY 31 – Attendance 79,159. Indianapolis scored on six-of-eight possessions to defeat Kansas City. Peyton Manning was 22-30-304, 3 TDs, while Edgerin James was 26-125, 2 TDs rushing (11T, 1T). The Colts led the entire contest, amassing 31 of their points in the first three quarters. Indianapolis netted 434 yards of offense and did not punt for the second consecutive playoff game. Marvin Harrison (6-98), Reggie Wayne (6-83, 1 TD; 19T) and Brandon Stokley (4-57, 1 TD; 29T) had big days. Priest Holmes rushed 24 times for 176 yards with two rushing touchdowns for the Chiefs.

	1	2	3	4	F
Indianapolis	14	7	10	7	38
Kansas City	3	7	14	7	31



HISTORY

AFC CHAMPIONSHIP – JAN. 18, 2004 GILLETTE STADIUM

NEW ENGLAND 24, INDIANAPOLIS 14 – Attendance 68,436. New England opened up a 15-0 halftime lead in topping the Colts in the conference title bout. Adam Vinatieri booted field goals of 31, 25, 27, 21 and 34 yards to help provide the difference. Edgerrin James' two-yard touchdown run in the third quarter brought the Colts within eight points. Indianapolis scored on a seven-yard Marcus Pollard reception with 2:27 left, but one final Colts possession failed. New England sacked Peyton Manning four times and intercepted four passes in a contest played in snowy conditions and 32 degree weather.

	1	2	3	4	F
Indianapolis	0	0	7	7	14
New England	7	8	6	3	24

AFC WILD CARD – JAN. 9, 2005 RCA DOME

INDIANAPOLIS 49, DENVER 24 – Attendance 56,609. The Colts took a 35-3 halftime lead in beating Denver, 49-24. Peyton Manning (27-33-458, 4 TDs/1 INT), passed for 361 yards and three scores in the first half, while Reggie Wayne (10-221, 2 TDs; 35t, 43t) set the club's single-game playoff mark for receiving yards. Indianapolis produced 396 of its 530 net yards in the opening half. Manning and Edgerrin James (18-63, 1 TD) had two of the club's three rushing touchdowns. The Colts' 49 points established a club playoff record.

	1	2	3	4	F
Denver	0	3	14	7	24
Indianapolis	14	21	0	14	49

AFC DIVISIONAL – JAN. 16, 2005 GILLETTE STADIUM

NEW ENGLAND 20, INDIANAPOLIS 3 – Attendance 68,756. Controlling the ball for 37:43 of the contest, including 21 of the game's final 30 minutes, New England posted a 20-3 victory over the Colts. The Patriots gained a 6-3 halftime lead as Adam Vinatieri (24, 31) and Mike Vanderjagt (23) had second quarter field goals. Tom Brady (18-27-144, 1 TD) later guided 87- and 94-yard touchdown drives, aided by Corey Dillon (23-144). The Patriots defense forced three turnovers and limited the Colts to 46 rushing yards. Peyton Manning was 27-42-238, 1 INT, but New England amassed 210 rushing yards.

	1	2	3	4	F
Indianapolis	0	3	0	0	3
New England	0	6	7	7	20

AFC DIVISIONAL – JAN. 15, 2006 RCA DOME

PITTSBURGH 21, INDIANAPOLIS 18 – Attendance 57,449. Pittsburgh assumed a 7-0 lead on its first possession and grew the lead to 21-3 entering the fourth quarter, then withstood a late Colts charge to win 21-18. Indianapolis overcame a sluggish start to have a final chance to force overtime as Peyton Manning (22-38-290, 1 TD) marched the Colts back into contention. Manning hit Dallas Clark on a 50-yard touchdown pass early in the final period, then Edgerrin James tallied on a three-yard touchdown rush with 4:24 left to mount the charge. Nick Harper returned a late fumble 35 yards to give the Colts one final chance. The club moved to the Pittsburgh 28-yard line, but Mike Vanderjagt was wide right with a 46-yard field goal with 17 seconds remaining.

	1	2	3	4	F
Pittsburgh	14	0	7	0	21
Indianapolis	0	3	0	15	18

AFC WILD CARD – JAN. 6, 2007 RCA DOME

INDIANAPOLIS 23, KANSAS CITY 8 – Attendance 57,215. Indianapolis scored the initial 16 points and held Kansas City without a first down for the game's opening 42 minutes in posting a 23-8 win. Adam Vinatieri (48, 19, 50) hit three field goals and Joseph Addai (25-122, 1 TD) tallied on a six-yard touchdown burst before Peyton Manning (30-38-268, 1 TD/3 INTs) hit Reggie Wayne on a five-yard touchdown strike early in the fourth quarter. Indianapolis produced 4.0 sacks and three takeaways, while allowing 44 yards on 17 rushes. Indianapolis outgained Kansas City, 435-126, including 188-44 on the ground, marking the fewest net yards and rushing yards allowed in club playoff history.

	1	2	3	4	F
Kansas City	0	0	8	0	8
Indianapolis	6	3	7	7	23

AFC DIVISIONAL – JAN. 13, 2007 M&T BANK STADIUM

INDIANAPOLIS 15, BALTIMORE 6 – Attendance 71,162. Adam Vinatieri's five field goals (23, 42, 51, 38, 35) helped produce a 15-6 win at Baltimore. The Colts scored seven minutes into the game and moved to a 9-3 halftime lead in a contest they never trailed. Vinatieri's final field goal with 23 seconds remaining sealed the win, set a club playoff record and tied the league mark he already shared with six other kickers. Peyton Manning was 15-30-170, 2 INTs. Indianapolis had 100 rushing yards, while the Ravens amassed 83. A resilient Colts defense produced 2.0 sacks and four takeaways.

	1	2	3	4	F
Indianapolis	6	3	3	3	15
Baltimore	0	3	0	3	6

AFC CHAMPIONSHIP – JAN. 21, 2007 RCA DOME

INDIANAPOLIS 38, NEW ENGLAND 34 – Attendance 57,433. Erasing an 18-point deficit with a 32-point second half flurry, the Colts captured the AFC Championship, 38-34, over New England. Peyton Manning (27-47-349, 1 TD/INT) scored on a one-yard touchdown rush, tossed a one-yard touchdown pass and guided the club to 17 fourth quarter points. Indianapolis had 455 net yards, with second half scoring drives of 76, 76, 67, 59 and 80 yards. Joseph Addai's three-yard touchdown rush with 1:00 left was the winning score. Adam Vinatieri hit field goals of 42, 26 and 36 yards, while Jeff Saturday (fumble recovery) and Dan Klecko (one-yard touchdown reception) scored touchdowns. New England bolted to a 21-3 lead before the Colts produced the largest championship game comeback in NFL Super Bowl-era history. Indianapolis knotted the contest at 21-21, 28-28 and 31-31 during the comeback.

	1	2	3	4	F
New England	7	14	7	6	34
Indianapolis	3	3	15	17	38



HISTORY



The Colts produced the largest championship game comeback in NFL Super Bowl era history with a 38-34 win against New England.

SUPER BOWL XLI – FEB. 4, 2007 DOLPHIN STADIUM

INDIANAPOLIS 29, CHICAGO 17 – Attendance 74,512. The Colts earned a fourth World Championship in besting Chicago in Super Bowl XLI, 29-17. The Colts overcame a 14-6 second quarter deficit. Led by Peyton Manning (25-38-247, 1 TD/INT), a rushing attack that produced 191 yards and a defense that surrendered only 11 first downs and 265 net yards while producing five turnovers, the Colts outscored the Bears 23-3 over the game's final 41 minutes. Manning hit Reggie Wayne (2-61, 1 TD; 53t) for the club's first score. Dominic Rhodes tallied a one-yard touchdown rush in the second quarter, and Indianapolis did not relinquish the lead. Adam Vinatieri added field goals of 29, 24 and 20 yards, then Kelvin Hayden's 56-yard touchdown interception return early in the fourth quarter provided the final points. Manning earned Most Valuable Player honors, becoming the first Colts Super Bowl MVP. Addai (10-66) set a then Super Bowl reception mark for a running back.

	1	2	3	4	F
Indianapolis	6	10	6	7	29
Chicago	14	0	3	0	17



The Colts defeated Chicago in Super Bowl XLI for the team's fourth World Championship.

AFC DIVISIONAL – JAN. 13, 2008 RCA DOME

SAN DIEGO 28, INDIANAPOLIS 24 – Attendance 56,950. In a contest featuring six lead changes, San Diego took a 28-24 Divisional Playoff victory over Indianapolis. The Chargers were directed by Philip Rivers (14-19-264, 3 TDs/1 INT) for the first three quarters and by Billy Volek (3-4-48/3-(-1), 1 TD rushing) for the final quarter. Volek's score proved to be the decisive tally. Peyton Manning was 33-48-402, 3 TDs/2 INTs, teaming on scoring plays with Reggie Wayne (7-76, 1 TD; 9t), Anthony Gonzalez (4-79, 1 TD; 55t) and Dallas Clark (6-95, 1 TD; 25t). Indianapolis suffered turnovers at the San Diego 22-, 11- and two-yard lines, and failed to convert a possession inside the 10 in the final three minutes.

	1	2	3	4	F
San Diego	0	7	14	7	28
Indianapolis	7	3	7	7	24

AFC WILD CARD – JAN. 3, 2009 QUALCOMM STADIUM

SAN DIEGO 23, INDIANAPOLIS 17 – Attendance 68,082. San Diego tied the contest on a 26-yard field goal in the final minute of regulation, then scored on an overtime-opening possession to top Indianapolis, 23-17. Darren Sproles produced 328 total yards (23-105, 2 TDs rushing; 9t, 22t/5-45 receiving/4-106 KOR/3-72 PR), and his second rushing touchdown settled the outcome. Peyton Manning was 25-42-310, 1 TD, combining with Dallas Clark (7-33), Anthony Gonzalez (6-97) and Reggie Wayne (4-129, 1 TD; 72t) to help keep the Colts in the hunt. Mike Scifres was 6-52.7, (six inside the 20) for the Chargers. Two first half boots pinned the Colts deep and resulted in short touchdown drives. His final kick to the Colts one in the last three minutes set the stage for the tying score. Manning joined quarterbacks Brett Favre, Dan Marino, John Elway and Joe Montana as the only players with 40,000-plus regular-season and 4,000-plus playoff passing yards.

	1	2	3	4	OT	F
Indianapolis	7	3	7	0	0	17
San Diego	0	14	0	3	6	23

AFC DIVISIONAL – JAN. 16, 2010 LUCAS OIL STADIUM

INDIANAPOLIS 20, BALTIMORE 3 – Attendance 67,535. Breaking a 3-3 tie with 14 points in the final two minutes of the second quarter, Indianapolis produced a 20-3 victory over Baltimore. The Colts and Ravens traded field goals on their first possessions in a game where touchdowns were a premium. Peyton Manning was 30-44-246, 2 TDs/1 INT, teaming with Austin Collie (4-52, 1 TD; 10t) and Reggie Wayne (8-63, 1 TD; 3t) for the scores that gave the Colts a cushion. Collie's score broke the tie, while Wayne's scoring reception came with three seconds left in the first half as the Colts built a 17-3 lead. Matt Stover opened the game with a 44-yard field goal, and his 33-yard boot early in the fourth quarter provided the final points. Indianapolis forced four takeaways in the second half to earn the win. Reggie Wayne became the 11th player with 1,000-plus playoff receiving yards. Indianapolis limited the potent Baltimore rushing attack to 87 yards. The attendance of 67,535 set a franchise record.

	1	2	3	4	F
Baltimore	3	0	0	0	3
Indianapolis	3	14	0	3	20



HISTORY

AFC CHAMPIONSHIP – JAN. 24, 2010 LUCAS OIL STADIUM

INDIANAPOLIS 30, NEW YORK JETS 17 – Attendance 67,650. Erasing an 11-point second quarter deficit by scoring the game's final 24 points, Indianapolis earned a 30-17 victory over the New York Jets in the AFC Championship Game. The Jets bolted to a 17-6 lead, but the Colts cut it to 17-13 just prior to the half. Indianapolis then tallied 17 second half points to produce the victory. Peyton Manning was 26-39-377, 3 TDs, teaming with Pierre Garcon (11-151, 1 TD; 4t) and Austin Collie (7-123, 1 TD; 16t) on the majority of his completions. Dallas Clark (4-35, 1 TD) tallied a 15-yard touchdown reception midway through the fourth quarter to give the club a 10-point lead, and the final of three Matt Stover fields goals (25, 19, 21) with 2:29 to play marked the game's final points. Manning produced his seventh career 300-plus passing playoff game. This marked the fourth time the club had two 100-plus receivers in a playoff game. Jim Caldwell became the fifth rookie head coach to reach the Super Bowl. The attendance of 67,650 set a franchise record. The Colts qualified for their fourth Super Bowl (III, V, XLI, XLIV), with all four of those contests played in Miami.

	1	2	3	4	F
New York	0	17	0	0	17
Indianapolis	0	13	7	10	30

SUPER BOWL XLIV – FEB. 7, 2010 SUN LIFE STADIUM

NEW ORLEANS 31, INDIANAPOLIS 17 – Attendance 74,059. Scoring the first 10 points of the game and with a chance to tie matters in the waning minutes, Indianapolis fell to New Orleans in Super Bowl XLIV, 31-17, at Sun Life Stadium in Miami Gardens, Fla. The Colts bolted to a 10-0 first quarter advantage on 53- and 96-yard scoring drives, the second one ending on a 19-yard touchdown pass from Peyton Manning (31-45-333, 1 TD/INT) to Pierre Garcon (5-66, 1 TD). New Orleans cut the halftime deficit with two second quarter field goals by Garrett Hartley (46, 44, 47), with the 44-yarder coming at the gun. After recovering a second half-opening outside kick, Drew Brees (32-39-288, 2 TDs) hit Pierre Thomas on a 16-yard touchdown pass for a 13-10 Saints lead. Joseph Addai (13-77, 1 TD) tallied on a four-yard touchdown rush as the Colts took a 17-13 lead midway through the third quarter. Hartley's third boot later in the quarter cut the margin to 17-16. Brees hit Jeremy Shockey on a two-yard touchdown pass, and his two-point pass to Lance Moore with 5:42 left in the game gave New Orleans a 24-17 lead. A final Colts chance to square the title contest ended with Tracy Porter's 74-yard interception return for a touchdown with 3:12 left. Manning recorded his eighth career 300-plus passing postseason game. Super Bowl XLIV generated an average of 106.5 million viewers to become the most watched program in United States history. The contest was seen by an estimated 153.4 million viewers.

	1	2	3	4	F
New Orleans	0	6	10	15	31
Indianapolis	10	0	7	0	17

AFC WILD CARD – JAN. 8, 2011 LUCAS OIL STADIUM

NEW YORK JETS 17, INDIANAPOLIS 16 – Attendance 65,332. A low-scoring, seesaw battle was settled at the final gun as Nick Folk booted a 32-yard field goal as the New York Jets topped the Colts, 17-16. Indianapolis earned 7-0, 10-7 and 16-14 leads, with the final one coming with 53 seconds remaining on Adam Vinatieri's 50-yard field goal. Peyton Manning was 18-26-225 passing, finding Pierre Garcon (5-112, 1 TD; 57t) for the first score. LaDainian Tomlinson (16-82, 2 TDs) had two second half one-yard touchdown rushes, tying the contest, then giving New York a 14-10 lead with 9:59 left. Vinatieri hit two other field goals (47, 32) and cut the deficit to 14-13 with 4:37 to go. The Jets rushed 38-169, while the Colts were 27-93.

	1	2	3	4	F
New York	0	0	7	10	17
Indianapolis	0	7	3	6	16

AFC WILD CARD – JAN. 6, 2013 M&T BANK STADIUM

BALTIMORE 24, INDIANAPOLIS 9 – Attendance 71,379. The Colts fell to the Baltimore Ravens by a 24-9 margin in an AFC Wild Card playoff meeting at M&T Bank Stadium. Andrew Luck completed 28-of-54 passes for 288 yards and became the first quarterback selected No. 1 overall to start a postseason game as a rookie. Luck compiled the second-most passing yards by a rookie quarterback in a playoff game and set an NFL record for passing attempts (54) by a rookie in a single postseason game. Reggie Wayne led the team in receiving with nine catches for 114 yards. With nine catches, he improved to second all-time in postseason career receptions (92) and fourth in postseason career receiving yards (1,242). The Colts kept the game close at halftime as two Adam Vinatieri field goals cut Baltimore's lead to 10-6. Big plays held the Ravens momentum in the second half, however, as Dennis Pitta and Anquan Boldin recorded touchdown receptions of 20 and 18 yards, respectively. Boldin led both teams in receiving with 145 yards while Bernard Pierce logged 103 rushing yards. Defensively for the Colts, Robert Mathis notched sack number 4.5 in his postseason career, while contributing with seven tackles.

	1	2	3	4	F
Indianapolis	0	6	3	0	9
Baltimore	0	10	7	7	24

AFC WILD CARD – JAN. 4, 2014 LUCAS OIL STADIUM

INDIANAPOLIS 45, KANSAS CITY 44 – Attendance 63,551. After falling behind by 28 points in the second half of play, the Colts recorded the second-largest comeback in NFL postseason history, completing a 45-44 victory against Kansas City in a Wild Card meeting. The two teams combined for 1,049 net yards, which set a new NFL postseason mark while the 536 net yards from the Colts set a franchise postseason record. Quarterback Andrew Luck threw for 443 yards and four touchdowns in the win. Down 28 points, Luck rallied Indianapolis to three touchdowns in a nine-minute span in the third quarter to bring the team within 10 points of the Chiefs lead. Luck then recovered a fumble for a five-yard touchdown prior to finding wide receiver T.Y. Hilton for the 64-yard game-winning touchdown with 4:21 remaining in the fourth quarter. Luck's passing yardage and touchdown total both rank as the second-highest marks in franchise postseason history. Wide receiver T.Y. Hilton tallied a



HISTORY

career-day with 13 catches for 224 yards and two touchdowns. His 13 catches tied for the second-most in an NFL postseason game and his 224 yards ranked as the third-most in league postseason annals. Running back Donald Brown contributed with a rushing and receiving touchdown and became the first Colts player with a rushing and receiving score in a playoff game in the Super Bowl era. Defensively, Robert Mathis contributed with a sack-forced fumble to go along with three tackles.

	1	2	3	4	F
Kansas City	10	21	10	3	44
Indianapolis	7	3	21	14	45



Quarterback Andrew Luck led the Colts to the second-largest comeback in NFL postseason history with a Wild Card victory against Kansas City.

AFC DIVISIONAL – JAN. 11, 2014 GILLETTE STADIUM

NEW ENGLAND 43, INDIANAPOLIS 22 – Attendance 68,756. Indianapolis' 2013 season came to a close after the Colts fell to the New England Patriots in an AFC Divisional Playoff meeting, 43-22. The Patriots jumped out to an early 14-0 lead after LeGarrette Blount found the end zone on back-to-back drives. Blount led both teams in rushing with 166 yards and four touchdowns. The Colts found the scoreboard in the first quarter when wide receiver LaVon Brazill hauled in his first of two touchdowns from quarterback Andrew Luck. Following Blount's third score of the game in the second quarter, Indianapolis tallied eight unanswered points on two Adam Vinatieri field goals and a safety. The 21-15 deficit was as close as the Colts would get as Patriots running back Stevan Ridley tallied two rushing touchdowns and Blount added his fourth score of the contest in the second half en route to a 21-point victory. Luck completed 20-of-41 passes for 331 yards, two touchdowns and four interceptions for a 53.0 passer rating. Wide receiver T.Y. Hilton led the team in receiving with four catches for 103 yards and Brazill finished with two receptions for 73 yards and two touchdowns.

	1	2	3	4	F
Indianapolis	7	5	10	0	22
New England	14	7	8	14	43

AFC WILD CARD – JAN. 4, 2015 LUCAS OIL STADIUM

INDIANAPOLIS 26, CINCINNATI 10 – Attendance 63,385. The Colts advanced to the AFC Divisional Playoff round with a 26-10 victory over the Cincinnati Bengals at Lucas Oil Stadium. Following a 13-10 halftime advantage, Indianapolis notched 13 unanswered second half points and the defense held the Bengals to five consecutive three-and-outs. The Colts offense totaled their third-highest single-game postseason net yardage total (482 yards) as Andrew Luck completed 31-of-44 passes for 376 yards and one touchdown for a 104.0 passer rating. Luck gave Indianapolis a 20-10 lead when he found Donte Moncrief for a 36-yard touchdown in the third quarter. Adam Vinatieri contributed with 14 points, which is the third-most by a player in a single postseason game in Colts history. His four field goals made were the second-most by a kicker in Colts postseason history and he set the team record for the longest field goal in a postseason game with his 53-yard conversion in the fourth quarter. Daniel Herron tied the team record for receptions by a running back in a postseason contest (10) while T.Y. Hilton recorded his third career postseason game with 100-plus receiving yards (103). Defensively, Jerrell Freeman led the team in tackles while adding 1.5 sacks and one forced fumble.

	1	2	3	4	F
Cincinnati	7	3	0	0	10
Indianapolis	7	6	10	3	26



The Colts offense posted 482 yards in a win against Cincinnati.

AFC DIVISIONAL – JAN. 11, 2015 SPORTS AUTHORITY FIELD AT MILE HIGH

INDIANAPOLIS 24, DENVER 13 – Attendance 76,867. Indianapolis advanced to the AFC Championship Game following a 24-13 victory over the Denver Broncos at Sports Authority Field at Mile High. The win snapped a three-game playoff road losing streak, which dated back to 2006. Denver scored a touchdown on its opening offensive drive of the game, however the Colts defense countered by holding the Broncos to three punts and one fumble on their next four possessions. Indianapolis posted back-to-back touchdown drives in the second quarter en route to a 14-10 halftime lead. Daniel Herron found the end zone on a six-yard rush followed by Andrew Luck's first touchdown pass of the game to Dwayne Allen (three yards). Luck then opened the third quarter with a 15-yard touchdown pass to Hakeem Nicks, giving the Colts a 21-10 advantage. Indianapolis' defense only allowed one second half field goal and limited Denver to 288 net yards in the victory. Luck finished the game having completed



HISTORY

27-of-43 passes for 265 yards, two touchdowns and two interceptions for a 76.2 passer rating. Herron led the team with 23 carries for 63 yards while adding eight receptions for 32 yards. Defensively, Vontae Davis contributed a postseason career-high five passes defended.

	1	2	3	4	F
Indianapolis	0	14	7	3	24
Denver	7	3	0	3	13

AFC CHAMPIONSHIP – JAN. 18, 2015 GILLETTE STADIUM

NEW ENGLAND 45, INDIANAPOLIS 7 – Attendance 68,756. Indianapolis' season came to an end in the AFC Championship Game following a 45-7 defeat against the New England Patriots at Gillette Stadium. The Patriots took a 14-0 lead in the first quarter scoring touchdowns on their second and third possessions of the game. Following a D'Qwell Jackson interception, the Colts drove 73 yards in 10 plays and cut the score to 14-7 after a Zurlon Tipton one-yard touchdown run. That's as close as Indianapolis would get as the defense surrendered four consecutive touchdown drives in the second half, two of which were capped by running back LeGarrette Blount. Blount finished the game with 148 rushing yards and three touchdowns. For the Colts, Andrew Luck completed 12-of-33 passes for 126 yards, no touchdowns and two interceptions. Daniel Herron led the team with 10 rushes for 51 yards (5.1 avg.) with a long rush of 17 yards. He added two receptions for 11 yards. In three postseason contests in 2015, he totaled 20 receptions which ranks as the fourth-most catches by a Colt in a single postseason in franchise history. Following his lone extra point of the game, Adam Vinatieri set a then NFL record with his 30th career postseason game played surpassing Jerry Rice's mark of 29 games.

	1	2	3	4	F
Indianapolis	0	7	0	0	7
New England	14	3	21	7	45

AFC WILD CARD – JAN. 5, 2019 NRG STADIUM

INDIANAPOLIS 21, HOUSTON 7 – Attendance 71,798. The Colts won their Wild Card Playoff meeting against the Houston Texans, 21-7, at NRG Stadium. Indianapolis scored touchdowns on three of its first four possessions of the game to take a 21-0 lead at halftime. Andrew Luck threw touchdown passes to Eric Ebron and Dontrelle Inman while Marlon Mack contributed with a two-yard rushing touchdown. Houston scored the only points of the second half when Keke Coutee found the end zone on a six-yard reception with 10:57 remaining in the fourth quarter. The Texans got the ball back after forcing a Colts punt, but turned the ball over on downs, which clinched the victory for Indianapolis. Luck threw for 222 yards and two touchdowns while Marlon Mack led both teams in rushing with 148 yards and one score on 24 carries. Defensively, Darius Leonard led the team with 13 tackles while Kenny Moore II contributed with one interception and 1.0 sack.

	1	2	3	4	F
Indianapolis	14	7	0	0	21
Houston	0	0	0	7	7

AFC DIVISIONAL – JAN. 12, 2019 ARROWHEAD STADIUM

KANSAS CITY 31, INDIANAPOLIS 13 – Attendance 76,765. The Colts season ended following an AFC Divisional Playoff loss to the Kansas City Chiefs, 31-13, at Arrowhead Stadium. The Chiefs took a 17-0 lead in the second quarter following touchdown runs from Damien Williams and Tyreek Hill and a Harrison Butker 39-yard field goal. Indianapolis got on the board in the second quarter with a blocked punt recovered by Zach Pascal for a touchdown. Chiefs quarterback Patrick Mahomes added a four-yard touchdown run with 1:40 remaining in the second quarter to give Kansas City a 24-7 halftime lead. The teams traded touchdowns in the fourth quarter as Kansas City clinched a 31-13 victory. Andrew Luck threw for 203 yards and one touchdown and T.Y. Hilton caught four passes for 60 yards and one score. Defensively, Darius Leonard led the team with 14 tackles while adding one forced fumble and one fumble recovery.

	1	2	3	4	F
Indianapolis	0	7	0	6	13
Kansas City	14	10	0	7	31

AFC WILD CARD – JAN. 9, 2021 BILLS STADIUM

BUFFALO 27, INDIANAPOLIS 24 – Attendance 6,772. The Colts were defeated by the Bills, 27-24, at Bills Stadium. Indianapolis took a 10-7 lead into the second quarter on a Rodrigo Blankenship field goal and a Jonathan Taylor one-yard score. With the Colts driving again, Buffalo recorded a goal line stand and drove 96 yards on its ensuing possession to take a 14-10 halftime advantage. The Bills notched a field goal on their opening possession of the second half and posted a 35-yard touchdown pass to Stefon Diggs at the start of the fourth quarter to take a 24-10 lead. Indianapolis then answered with a nine-yard touchdown pass to Zach Pascal at the 11:32 mark of the fourth quarter. Following another Buffalo field goal, Colts quarterback Philip Rivers found Jack Doyle for a 27-yard touchdown reception to cut the Bills lead to three. The Indianapolis defense forced a punt and with 2:30 remaining in the contest drove 39 yards on its next possession but failed to score. Rivers completed 27-of-46 passes for 309 yards and two touchdowns for a 93.5 passer rating. Taylor led the team in rushing with 21 carries for 78 yards and a score while Michael Pittman Jr. led with five receptions for 90 yards. Defensively, Shaquille Leonard led the team with 12 tackles while Denico Autry added 1.5 sacks and one forced fumble.

	1	2	3	4	F
Indianapolis	3	7	0	14	24
Buffalo	7	7	3	10	27



Wide receiver Michael Pittman Jr. totaled 90 receiving yards in his playoff debut.



ALL-TIME HONORS

ALL-PRO AND ALL-NFL TEAMS

(**BOLD** designates first-team)

LEGEND:

AP-Associated Press CPFN-College and Pro Football Newsweekly FD-Football Digest FN-Football News
 HOF-Pro Football Hall of Fame NEA-Newspaper Enterprise Association NYN-New York (Daily) News PFW-Pro Football Weekly
 PFWA-Pro Football Writers of Amer. SI-Sports Illustrated SN-Sporting News UPI-United Press International USA-USA Today

1950	
WR-Paul Salata	AP
HB-Billy Stone	AP

1953	
LB-Alex Agase	AP, UPI
OG-Dick Barwegan	AP
C-Brad Ecklund	NYN
DB-Tom Keane	AP, UPI, NYN
OG-Bill Lange	NYN
DB-Bert Rechichar	UPI, NYN, AP
RB-George Taliaferro	AP

1954	
DT-Art Donovan	AP, UPI, NYN, SN
HB-Tom Keane	UPI
DE-Gino Marchetti	AP, UPI
DB-Bert Rechichar	UPI

1955	
RB-Alan Ameche	AP, UPI, SN, NYN, NEA
LB-Joe Campanella	AP
DT-Art Donovan	AP, UPI, NEA, SN, NYN
DT-Tom Finnin	AP
DE-Gino Marchetti	NEA, NYN, AP
DB-Bert Rechichar	NEA, NYN, UPI, AP
QB-George Shaw	AP
C-Dick Szymanski	UPI, NYN, AP

1956	
RB-Alan Ameche	AP, NYN, NEA
DT-Art Donovan	AP, NEA, NYN, UPI
DE-Gino Marchetti	NEA, NYN, AP, UPI
RB-Lenny Moore	NYN

1957	
WR-Raymond Berry	AP
DB-Milt Davis	AP, UPI, NYN
DT-Art Donovan	AP, UPI, NEA, NYN
DE-Gino Marchetti	AP, NEA, UPI, NYN
RB-Lenny Moore	UPI, NEA
TE-Jim Mutscheller	UPI, NEA, NYN
OG-Art Spinney	NYN
QB-John Unitas	NEA, AP, UPI, NYN

1958	
RB-Alan Ameche	AP, UPI, NYN, NEA
WR-Raymond Berry	AP, UPI, NEA, NYN
DT-Art Donovan	NYN, UPI, AP, NEA
DT-Gene Lipscomb	AP, UPI, NEA, NYN
DE-Gino Marchetti	AP, NEA, UPI, NYN
RB-Lenny Moore	AP, UPI, NEA, NYN
DB-Andy Nelson	NYN, AP, UPI, NEA
OT-Jim Parker	AP, UPI, NEA, NYN
LB-Bill Pellington	NEA
OG-Alex Sandusky	UPI
OG-Art Spinney	AP, UPI, NEA
DB-Carl Taseff	AP, UPI
QB-John Unitas	NEA, AP, UPI, NYN

1959	
RB-Alan Ameche	AP, NYN
WR-Raymond Berry	AP, UPI, NEA, NYN
DB-Milt Davis	NEA, UPI, NYN
DT-Gene Lipscomb	AP, UPI, NYN, NEA
DE-Gino Marchetti	AP, NEA, UPI, NYN
RB-Lenny Moore	AP, NEA, NYN, UPI
DB-Andy Nelson	NYN, UPI
OT-Jim Parker	AP, UPI, NEA, NYN
LB-Bill Pellington	NEA
LB-Don Shinnick	UPI
OG-Art Spinney	UPI, NYN, AP, NEA
DB-Carl Taseff	UPI
QB-John Unitas	NEA, AP, UPI, NYN

1960	
WR-Raymond Berry	AP, UPI, NEA, NYN,
DE-Ordell Braase	NYN, UPI
DT-Art Donovan	AP
DT-Gene Lipscomb	NEA, NYN, UPI
DE-Gino Marchetti	AP, NEA, UPI, NYN
RB-Lenny Moore	AP, UPI, NEA, NYN
DB-Andy Nelson	UPI, NEA
C-Buzz Nutter	UPI
OT-Jim Parker	AP, UPI, NEA, NYN
LB-Bill Pellington	NEA, UPI
DB-John Sample	NYN
LB-Don Shinnick	UPI
OG-Art Spinney	NEA, UPI
QB-John Unitas	UPI, NYN, NEA

1961	
WR-Raymond Berry	NEA, UPI
DE-Gino Marchetti	AP, NEA, UPI, NYN
RB-Lenny Moore	AP, UPI, NEA, NYN
OT-Jim Parker	AP, NEA, NYN, UPI
LB-Bill Pellington	NEA

1962	
DB-Bobby Boyd	UPI, NEA
DE-Gino Marchetti	AP, NEA, UPI, FN
DB-Andy Nelson	UPI
OT-Jim Parker	AP, NEA, FN, UPI
LB-Bill Pellington	UPI, NEA
LB-Don Shinnick	UPI

1963	
WR-Raymond Berry	AP, UPI
DB-Bobby Boyd	AP
TE-John Mackey	UPI
DE-Gino Marchetti	NEA, NYN, AP, UPI
OT-Jim Parker	AP, NEA, UPI, NYN
LB-Don Shinnick	AP
C-Dick Szymanski	AP
QB-John Unitas	AP, UPI, NYN, NEA

1964	
WR-Raymond Berry	UPI
DB-Bobby Boyd	AP, UPI, NEA, NYN, FN



HISTORY

1964 (cont)

DE-Ordell Braase UPI
 DB-Jerry Logan UPI
 DE-Gino Marchetti **AP, NEA, UPI, NYN, FN**
 RB-Lenny Moore **AP, UPI, NEA, NYN, FN**
 OT-Jim Parker **AP, UPI, NEA, NYN, FN**
 LB-Bill Pellington NEA, AP, UPI
 OT-George Preas AP, UPI, NEA
 OG-Alex Sandusky AP, UPI, NEA, NYN
 LB-Steve Stonebreaker UPI, NYN
 C-Dick Szymanski AP, UPI
 QB-John Unitas **NEA, AP, UPI, NYN, FN**
 OT-Bob Vogel **NEA, UPI**

1965

WR-Raymond Berry **NEA, AP, NYN**
 DB-Bobby Boyd **AP, UPI, NEA, NYN, FN**
 DE-Ordell Braase **NEA, NYN, UPI**
 LB-Dennis Gaubatz **FN, UPI**
 TE-John Mackey AP, UPI
 WR-Jimmy Orr **AP, NEA, UPI, NYN**
 OT-Jim Parker **AP, UPI, NEA, NYN, FN**
 OG-Alex Sandusky UPI
 LB-Steve Stonebreaker **NYN, UPI, NEA**
 C-Dick Szymanski AP, UPI
 QB-John Unitas **NEA, AP, UPI, NYN**
 OT-Bob Vogel **NEA, NYN, AP, UPI**

1966

WR-Raymond Berry UPI
 DB-Bobby Boyd **UPI, PFWA, AP, NYN**
 DE-Ordell Braase **NEA, AP, UPI**
 TE-John Mackey **AP, UPI, NEA, NYN, PFWA**
 OT-Jim Parker NYN, UPI
 OT-Bob Vogel UPI

1967

DB-Bobby Boyd **FN, UPI**
 DE-Ordell Braase NYN, AP, UPI, NEA, FN
 TE-John Mackey **AP, NEA, NYN, UPI, FN**
 DT-Fred Miller NEA
 WR-Willie Richardson AP, UPI, NEA, NYN, NEA
 C-Dick Szymanski FN
 QB-John Unitas **NEA, AP, UPI, NYN, FN**
 OT-Bob Vogel **NEA**
 DB-Rick Volk FN

1968

DB-Bobby Boyd **AP, UPI, NYN, FN, PFWA**
 LB-Mike Curtis **AP, UPI, NYN, FN, PFWA, PFW, NEA**
 DB-Jerry Logan PFWA
 TE-John Mackey **AP, UPI, NEA, NYN, PFWA, FN, PFW**
 DT-Fred Miller UPI, NYN, PFWA
 QB-Earl Morrall **AP, UPI, NEA, NYN, FN, PFWA**
 OG-Glenn Ressler NYN, FN
 WR-Willie Richardson PFWA
 DT-Billy Ray Smith AP
 DE-Bubba Smith AP, UPI, NYN, PFWA
 OT-Bob Vogel **NYN, UPI, FN, PFWA, AP, NEA**
 DB-Rick Volk **NEA, PFWA, UPI**

1969

C-Bill Curry AP, UPI, PFW
 LB-Mike Curtis NEA, NYN
 P-David Lee **HOF, PFWA, NEA, PFW**
 RB-Tom Matte NEA, PFW
 OT-Bob Vogel UPI, NYN
 DB-Rick Volk NEA



Jim Parker

1970

P-David Lee PFWA
 DE-Bubba Smith **FN, PFWA**

1971

C-Bill Curry NEA, FN, PFWA
 LB-Mike Curtis FN
 LB-Ted Hendricks **AP, NEA, FN, PFWA, PFW**
 DE-Bubba Smith **FN, AP, NEA, PFWA, PFW**
 DB-Rick Volk **NEA, PFWA, AP**

1972

LB-Ted Hendricks AP, NEA

1973

LB-Ted Hendricks NEA

1974

LB-Mike Curtis **FN**

1975

DE-Fred Cook **NYN**
 DE-John Dutton AP, FN, PFWA
 OT-George Kunz **AP, FN, PFW, PFWA**
 RB-Lydell Mitchell **CPFN**
 LB-Stan White **FN**

1976

WR-Roger Carr **NYN, AP, PFWA, NEA**
 DE-John Dutton **AP, NYN, PFWA**
 DT-Joe Ehrmann PFWA
 QB-Bert Jones **AP, PFWA, NEA, FN, NYN**
 OT-George Kunz PFWA, AP, NEA
 K-Toni Linhart **NYN**
 RB-Lydell Mitchell AP, NYN

1977

DT-Mike Barnes **SN, NYN**
 DB-Lyle Blackwood AP
 QB-Bert Jones AP, NEA
 OT-George Kunz AP, NEA
 RB-Lydell Mitchell AP
 LB-Stan White **NYN**

1983

K-Raul Allegre FD, NEA
 P-Rohn Stark **AP, FD, NEA**



HISTORY

1984

LB-Vernon Maxwell CPFN
P-Rohn Stark NEA, CPFN

1985

C-Ray Donaldson AP
OT-Chris Hinton **NYN**, AP, NEA, FD
P-Rohn Stark **NEA**, AP

1986

C-Ray Donaldson AP
OT-Chris Hinton AP
P-Rohn Stark **NEA**, CPFN, AP

1987

K-Dean Biasucci **USA**, AP, NEA, CPFN, FD
LB-Duane Bickett **USA**, AP, NEA
RB-Eric Dickerson **AP, PFWA, NEA, SN, CPFN, USA, FD, PFW**

C-Ray Donaldson **NYN**, AP, NEA, FD
OT-Chris Hinton **SN, FD**, CPFN
LB-Cliff Odom CPFN
OG-Ron Solt **NEA, CPFN, FD**, AP

1988

K-Dean Biasucci **SN, NYN**, AP
LB-Duane Bickett AP
RB-Eric Dickerson **AP, PFWA, NEA, SN, USA, FD, PFW, CPFN**

C-Ray Donaldson **CPFN**, NEA, AP
OT-Chris Hinton NEA, AP

1989

OT-Chris Hinton AP, NEA

1990

LB-Jeff Herrod AP
P-Rohn Stark NEA, AP
PR-Clarence Verdin **PFW**, CPFN, AP

1992

LB-Jeff Herrod AP
P-Rohn Stark **NEA, CPFN, SN, FD**, AP
PR-Clarence Verdin AP
OT-Will Wolford AP

1993

P-Rohn Stark AP

1994

DB-Ray Buchanan AP
RB-Marshall Faulk AP, CPFN, FD

1995

RB-Marshall Faulk AP
QB-Jim Harbaugh FD

1996

K-Cary Blanchard **AP, PFW/PFWA, SN, FD, CPFN**
P-Chris Gardocki **AP, PFW/PFWA, SN, FD**

1998

RB-Marshall Faulk AP, SI, CPFN, FD
P-Chris Gardocki CPFN

1999

TE-Ken Dilger FD
OT-Tarik Glenn **CPFN**
WR-Marvin Harrison **AP, CPFN, FD, PFW/PFWA, SI, SN**
RB-Edgerrin James **AP, CPFN, FD, PFW/PFWA, SN, USA**
QB-Peyton Manning AP, CPFN, FD
ST-Ratcliff Thomas **SI**
K-Mike Vanderjagt **SI**, AP, CPFN, FD

2000

WR-Marvin Harrison **CPFN, FD, PFW/PFWA, SI**, AP
RB-Edgerrin James **FD, SN**, AP, CPFN
QB-Peyton Manning AP

2001

WR-Marvin Harrison **CPFN**, AP

2002

WR-Marvin Harrison **AP, CPFN, FD, PFW/PFWA, SI, SN**

2003

DE-Dwight Freeny **FD**, AP
WR-Marvin Harrison **SI, SN**, AP, FD
QB-Peyton Manning **AP, SN, PFW/PFWA, FD**
C-Jeff Saturday **FD**
K-Mike Vanderjagt **AP, PFW/PFWA, SN, FD**, SI

2004

DE-Dwight Freeny **AP, PFW/PFWA, CPFN, SI, SN, FD**
WR-Marvin Harrison **FD, SN**, AP, CPFN
RB-Edgerrin James **FD, SI, SN**, AP, CPFN
QB-Peyton Manning **AP, SN, PFW/PFWA, FD, SI, CPFN**
C-Jeff Saturday FD

2005

DE-Dwight Freeny **AP, PFW/PFWA, SN**
WR-Marvin Harrison AP
LB-Cato June **PFW/PFWA**, AP
OG-Ryan Lilja **SI**
QB-Peyton Manning **AP, SN, PFW/PFWA**
DB-Bob Sanders AP
C-Jeff Saturday AP

2006

WR-Marvin Harrison **AP, PFW/PFWA, SI, SN, USA**
QB-Peyton Manning **SI, USA**, AP
C-Jeff Saturday **USA**, AP
WR-Reggie Wayne **USA**



Dwight Freeny



HISTORY

2007

DB-Bob Sanders **AP, PFW/PFWA, SI, USA, SN**
 C-Jeff Saturday **AP, PFW/PFWA, SI, USA**
 WR-Reggie Wayne **SI, AP**

2008

TE-Dallas Clark **SI**
 QB-Peyton Manning **AP, PFW/PFWA, SI**

2009

TE-Dallas Clark **SI, AP, PFW PFWA, SN**
 DE-Dwight Freener **AP, PFW/PFWA, SI, SN**
 QB-Peyton Manning **AP, SN, PFW PFWA, SI**
 WR-Reggie Wayne **AP**

2010

WR-Reggie Wayne **AP, PFW/PFWA**

2013

LB-Robert Mathis **AP, SN, PFW/PFWA**

2014

K-Adam Vinatieri **AP, PFW/PFWA, SN**
 P-Pat McAfee **AP, PFW/PFWA**

2016

P-Pat McAfee **SN**

2018

G-Quenton Nelson **AP, SN, PFW/PFWA**
 LB-Shaquille Leonard **AP**

2019

G-Quenton Nelson **AP, SN, PFW/PFWA**
 LB-Shaquille Leonard **AP**

2020

DT-DeForest Buckner **AP, PFW/PFWA**
 LB-Shaquille Leonard **AP, SN**
 G-Quenton Nelson **AP, SN, PFW/PFWA**
 S-George Odum **AP, PFW/PFWA**
 C-Ryan Kelly **AP**
 LS-Luke Rhodes **AP**

2021

LB-Shaquille Leonard **AP**
 LS-Luke Rhodes **AP**
 RB-Jonathan Taylor **AP, PFW/PFWA**
 WR-Ashton Dulin **AP**
 G-Quenton Nelson **AP**



In 2018, LB-Shaquille Leonard and G/C-Quenton Nelson were each selected as Associated Press First Team All-Pro. Leonard and Nelson join Pro Football Hall of Famers Dick Butkus and Gale Sayers (Chicago, 1965) as the second pair of rookie teammates to be selected First Team All-Pro since the Associated Press started selecting All-Pro teams in 1940.



HISTORY

ALL-CONFERENCE SELECTIONS

1956

RB-Alan Ameche	SN
DT-Art Donovan	SN
DT-Gino Marchetti	SN

1957

WR-Raymond Berry	SN
DB-Milt Davis	SN
DT-Art Donovan	SN
DT-Gino Marchetti	SN
RB-Lenny Moore	SN
OT-Jim Parker	SN

1958

WR-Raymond Berry	SN
DT-Gene Lipscomb	SN
DT-Gino Marchetti	SN
RB-Lenny Moore	SN
LB-Andy Nelson	SN
LB-Bill Pellington	SN
OG-Art Spinney	SN
QB-John Unitas	SN

1959

WR-Raymond Berry	SN
DT-Gino Marchetti	SN
RB-Lenny Moore	SN
LB-Andy Nelson	SN
OT-Jim Parker	SN
QB-John Unitas	SN

1960

WR-Raymond Berry	SN
DT-Gene Lipscomb	SN
RB-Lenny Moore	SN
LB-Andy Nelson	SN
OT-Jim Parker	SN
QB-John Unitas	SN

1961

DT-Gino Marchetti	SN
RB-Lenny Moore	SN
LB-Andy Nelson	SN
OT-Jim Parker	SN

1962

DT-Gino Marchetti	SN
OT-Jim Parker	SN

1963

DT-Gino Marchetti	SN
-------------------	----

1964

DT-Gino Marchetti	SN
RB-Lenny Moore	SN
OT-Jim Parker	SN
LB-Bill Pellington	SN
QB-John Unitas	SN

1965

WR-Jimmy Orr	SN
OT-Jim Parker	SN
LB-Steve Stonebreaker	SN
OT-Bob Vogel	SN

1966

P-David Lee	SN
TE-John Mackey	SN
OT-Bob Vogel	SN

1967

DB-Bobby Boyd	SN
TE-John Mackey	SN
WR-Willie Richardson	SN
QB-John Unitas	SN
OT-Bob Vogel	SN

1968

DB-Bobby Boyd	SN
TE-John Mackey	SN
QB-Earl Morrall	SN
OG-Dan Sullivan	SN
OT-Bob Vogel	SN

1969

LB-Mike Curtis	SN
P-David Lee	SN
RB-Tom Matte	SN
OT-Bob Vogel	SN

1970

RB-Norm Bulaich	UPI-2
C-Bill Curry	UPI-HM
LB-Mike Curtis	UPI-2
LB-Ted Hendricks	UPI-HM
WR-Eddie Hinton	UPI-HM
DB-Jerry Logan	AP-1, UPI-1
TE-John Mackey	UPI-HM
DE-Bubba Smith	SN, UPI-1
QB-John Unitas	UPI-2
OT-Bob Vogel	UPI-2
DB-Rick Volk	SN, UPI-HM



Gino Marchetti



HISTORY

1971

C-Bill Curry	AP, UPI, PFW, SN
LB-Mike Curtis	UPI-2
LB-Ted Hendricks	AP-1, UPI-1, SN, PFW
DB-Jerry Logan	SN, UPI-2
LB-Ray May	UPI-HM
DE-Bubba Smith	SN, UPI-1, AP-1, PFW
DB-Charlie Stukes	UPI-HM
OT-Bob Vogel	UPI-2, PFW
DB-Rick Volk	AP-1, PFW, UPI-2
OG-John Williams	UPI-HM

1972

C-Bill Curry	UPI-HM
LB-Ted Hendricks	AP-1, UPI-1

1973

LB-Ted Hendricks	AP-1, UPI-2
------------------	-------------

1974

LB-Mike Curtis	UPI-2
----------------	-------

1975

TE-Raymond Chester	UPI-HM
DE-Fred Cook	NYN
DE-John Dutton	AP-1, UPI-2, SN
DT-Joe Ehrmann	UPI-HM
QB-Bert Jones	UPI-2
OT-George Kunz	AP-1, UPI-1, SN, PFW, NYN
RB-Lydell Mitchell	UPI-2

1976

WR-Roger Carr	AP-1, UPI-2, SN, PFW, NYN
OG-Elmer Collett	UPI-HM
DE-Fred Cook	UPI-2
DE-John Dutton	AP-1, SN, UPI-1, PFW, NYN
DT-Joe Ehrmann	UPI-1, NYN
QB-Bert Jones	AP-1, UPI-1, NYN
OT-George Kunz	AP-1, UPI-1, SN, PFW, NYN
K-Toni Linhart	UPI-1, SN, PFW, NYN
RB-Lydell Mitchell	AP-1, UPI-1, SN, NYN

1977

DT-Mike Barnes	SN, UPI-2
S-Lyle Blackwood	UPI-HM
DE-Fred Cook	UPI-2, SN
DE-John Dutton	UPI-1, PFW
DT-Joe Ehrmann	UPI-HM
OT-George Kunz	UPI-1, SN, PFW
K-Toni Linhart	UPI-2
RB-Lydell Mitchell	UPI-1, SN, PFW
LB-Stan White	UPI-2

1980

DB-Bruce Laird	UPI-HM, PFW, NYN
----------------	------------------

1982

P-Rohn Stark	UPI-2, NYN
--------------	------------

1983

K-Raul Allegre	UPI-2
OT-Chris Hinton	UPI-2, PFW
P-Rohn Stark	UPI-2

1984

P-Rohn Stark	UPI-2
--------------	-------

1985

CB-Eugene Daniel	FN
OT-Chris Hinton	UPI-1
P-Rohn Stark	UPI-1, FN

1986

C-Ray Donaldson	UPI-2
OT-Chris Hinton	PFW, UPI-1, FN
P-Rohn Stark	UPI-1, FN, PFW

1987

K-Dean Biasucci	UPI-1, PFW, FN
LB-Duane Bickett	UPI-1, PFW, FN
RB-Eric Dickerson	UPI-1, PFW, FN
C-Ray Donaldson	UPI-2
OT-Chris Hinton	UPI-2, PFW
OG-Ron Solt	UPI-1, PFW, FN

1988

LB-Duane Bickett	UPI-2
RB-Eric Dickerson	UPI-1, PFW, FN
C-Ray Donaldson	UPI-2, PFW, FN
OT-Chris Hinton	UPI-2

1989

C-Ray Donaldson	UPI-2, FN
OT-Chris Hinton	PFW, UPI-1
P-Rohn Stark	FN
PR-Clarence Verdin	PFW

1990

LB-Jeff Herrod	UPI-2, FN
P-Rohn Stark	UPI-1, PFW
PR-Clarence Verdin	PFW, UPI-1, FN

1992

TE-Kerry Cash	FN
P-Rohn Stark	FN, PFW
PR-Clarence Verdin	PFW, UPI-1, FN

1994

DB-Ray Buchanan	UPI-2
RB-Marshall Faulk	UPI-1, PFW, FN

1995

RB-Marshall Faulk	UPI-2
QB-Jim Harbaugh	UPI-1, PFW, FN

1996

K-Cary Blanchard	UPI-1, FN
P-Chris Gardocki	UPI-1, FN



HISTORY



Marshall Faulk

1998

RB-Marshall Faulk PFW, FN

1999

OT-Tarik Glenn FN
WR-Marvin Harrison FN, PFW/PFWA
RB-Edgerrin James FN, PFW/PFWA
QB-Peyton Manning FN, PFW/PFWA
K-Mike Vanderjagt FN

2000

WR-Marvin Harrison FN, PFW/PFWA
RB-Edgerrin James FN, PFW/PFWA

2001

WR-Marvin Harrison FN, PFW/PFWA

2002

WR-Marvin Harrison PFW/PFWA

2003

DE-Dwight Freeney PFW/PFWA
WR-Marvin Harrison PFW/PFWA
QB-Peyton Manning PFW/PFWA
K-Mike Vanderjagt PFW/PFWA

2004

DE-Dwight Freeney PFW/PFWA
WR-Marvin Harrison PFW/PFWA
QB-Peyton Manning PFW/PFWA

2005

DE-Dwight Freeney PFW/PFWA
WR-Marvin Harrison PFW/PFWA
RB-Edgerrin James PFW/PFWA
LB-Cato June PFW/PFWA
QB-Peyton Manning PFW/PFWA
S-Bob Sanders PFW/PFWA
C-Jeff Saturday PFW/PFWA

2006

WR-Marvin Harrison PFW/PFWA
QB-Peyton Manning PFW/PFWA
C-Jeff Saturday PFW/PFWA

2007

S-Bob Sanders PFW/PFWA
C-Jeff Saturday PFW/PFWA
WR-Reggie Wayne PFW/PFWA

2008

QB-Peyton Manning PFW/PFWA
DE-Robert Mathis PFW/PFWA

2009

TE-Dallas Clark PFW/PFWA
DE-Dwight Freeney PFW/PFWA
QB-Peyton Manning PFW/PFWA

2010

DE-Dwight Freeney PFW/PFWA
DE-Robert Mathis PFW/PFWA
WR-Reggie Wayne PFW/PFWA

2013

LB-Robert Mathis PFW/PFWA

2014

P-Pat McAfee PFW/PFWA
K-Adam Vinatieri PFW/PFWA

2016

WR-T.Y. Hilton PFW/PFWA
P-Pat McAfee PFW/PFWA

2018

LB-Shaquille Leonard PFW/PFWA
G-Quenton Nelson PFW/PFWA

2019

LB-Shaquille Leonard PFW/PFWA
G-Quenton Nelson PFW/PFWA

2020

DT-DeForest Buckner PFW/PFWA
C-Ryan Kelly PFW/PFWA
LB-Shaquille Leonard PFW/PFWA
G-Quenton Nelson PFW/PFWA
S-George Odum PFW/PFWA

2021

RB-Jonathan Taylor PFW/PFWA
G-Quenton Nelson PFW/PFWA
LB-Shaquille Leonard PFW/PFWA



NFL ALL-ROOKIE TEAMS

- 1972 - OT-Tom Drougas (PFW)
1974 - DE-John Dutton (PFWA, UPI, PFW, FD)
DE-Fred Cook (UPI, FD)
1976 - DT-Ken Novak (PFWA)
1979 - DB-Larry Braziel (PFWA)
1980 - WR-Ray Butler (PFWA, UPI, PFW, FD)
1981 - DT-Bubba Green (PFW)
DE-Donnell Thompson (PFWA, UPI, PFW)
1982 - WR-Matt Bouza (FD)
LB-Johnie Cooks (PFWA)
DT-Leo Wisniewski (PFWA, PFW)
P-Rohn Stark (PFWA, PFW, FD)
DB-James Burroughs (FD)
DE-Fletcher Jenkins (PFW)
1983 - OG-Chris Hinton (PFWA, UPI, FD)
LB-Vernon Maxwell (PFWA, UPI, FD)
OT-Jim Mills (UPI)
1984 - OG-Ron Solt (PFWA, UPI, PFW, FD)
DE-Blaise Winter (PFWA, UPI, PFW, FD)
1985 - LB-Duane Bickett (PFWA, UPI, FD)
DB-Anthony Young (UPI)
1986 - WR-Bill Brooks (PFWA, UPI, PFW, FD)
DE-Jon Hand (PFW)
1987 - DB-Freddie Robinson (UPI, PFW, FD)
1988 - LB-O'Brien Alston (PFWA, UPI, PFW, FD)
QB-Chris Chandler (PFWA, UPI, PFW, CPFN, FD)
1989 - WR-Andre Rison (PFWA, UPI, PFW, CPFN, FD)
1990 - QB-Jeff George (PFWA, UPI, PFW, CPFN, FD, FN)
1992 - LB-Quentin Coryatt (PFWA)
DE-Steve Emtman (PFWA, FN)
1993 - DB-Ray Buchanan (FN)
1994 - RB-Marshall Faulk (PFWA, CPFN, FN)
1995 - TE-Ken Dilger (PFWA, FN)
1996 - WR-Marvin Harrison (FN)
1997 - OG-Tarik Glenn (CPFN, PFW/PFWA)
1998 - DL-Larry Chester (PFW/PFWA)
QB-Peyton Manning (CPFN, PFW/PFWA, FN, FD)
OG-Steve McKinney (PFW/PFWA)
WR-Jerome Pathon (CPFN, PFW/PFWA, FN, FD)
K-Mike Vanderjagt (CPFN, PFW/PFWA, FD)
1999 - RB-Edgerrin James (CPFN, FD, FN, PFW/PFWA)
LB-Mike Peterson (FD, FN, PFW/PFWA)
P-Hunter Smith (CPFN, PFW/PFWA)
KR-Terrence Wilkins (FD, FN, PFW/PFWA)
2001 - DB-Idrees Bashir (PFW/PFWA)
2002 - DE-Dwight Freeney (PFW/PFWA)
2003 - TE-Dallas Clark (FD)
DE-Robert Mathis (FD)
OG-Steve Sciuлло (FD)
2004 - OG-Jake Scott (FD)
2007 - DT-Ed Johnson (PFW/PFWA)
OT-Tony Ugoh (PFW/PFWA)
2008 - OG-Mike Pollak (PFW/PFWA)
C-Jamey Richard (PFW/PFWA)
2009 - WR-Austin Collie (PFW/PFWA, SN)
DB-Jacob Lacey (PFW/PFWA, SN)
P-Pat McAfee (PFW/PFWA, SN)
2010 - LB-Pat Angerer (PFW/PFWA, SN)
2012 - TE-Dwayne Allen (PFW/PFWA)
WR/PR-T.Y. Hilton (PFW/PFWA)
2017 - P-Rigoberto Sanchez (PFW/PFWA)
2018 - LB-Shaquille Leonard (PFW/PFWA)
G-Quenton Nelson (PFW/PFWA)
T-Braden Smith (PFW/PFWA)
2020 - K-Rodrigo Blankenship (PFW/PFWA)
LB-Jordan Glasgow (PFW/PFWA)
CB-Isaiah Rodgers Sr. (PFW/PFWA)
RB-Jonathan Taylor (PFW/PFWA)
2021 - DE-Kwity Paye (PFW/PFWA)
2022 - KR-Dallis Flowers (PFW/PFWA)



HISTORY

PRO BOWL COLTS

(Selections by season; *MVP; #Did Not Play)

- 1953 - Dick Barwegan, Art Donovan, Tom Keane, George Taliaferro
- 1954 - Art Donovan (2), Gino Marchetti, Buddy Young
- 1955 - Alan Ameche (2), Art Donovan (3), Gino Marchetti (2), Bert Rechichar, Dick Szymanski
- 1956 - Alan Ameche (2), Art Donovan (4), Gino Marchetti (3), Lenny Moore, Bert Rechichar (2)
- 1957 - Alan Ameche (3), Art Donovan (5), Gino Marchetti (4), Jim Mutscheller, Bert Rechichar (3*), John Unitas
- 1958 - Alan Ameche (4), Raymond Berry, Don Joyce, Gene Lipscomb, Gino Marchetti (5#), Lenny Moore (2), Jim Parker, John Unitas (2)
- 1959 - Raymond Berry (2), Gene Lipscomb (2*), Gino Marchetti (6), Lenny Moore (3), Jim Parker (2), Art Spinney, John Unitas (3*)
- 1960 - Raymond Berry (3#), Gino Marchetti (7), Lenny Moore (4), Andy Nelson, Jim Parker (3), Art Spinney (2), John Unitas (4*)
- 1961 - Raymond Berry (4), Gino Marchetti (8), Lenny Moore (5), Jim Parker (4), John Unitas (5)
- 1962 - Gino Marchetti (9), Lenny Moore (6), Jim Parker (5), Dick Szymanski (2), John Unitas (6)
- 1963 - Raymond Berry (5), John Mackey, Gino Marchetti (10*), Jim Parker (6), John Unitas (7*)
- 1964 - Raymond Berry (6), Bobby Boyd, Gino Marchetti (11), Lenny Moore (7), Jim Parker (7), Dick Szymanski (3), Bob Vogel, John Unitas (8)
- 1965 - Jerry Logan, John Mackey (2), Jimmy Orr, Jim Parker (8), Bob Vogel (2)
- 1966 - Ordell Braase, Lenny Lyles, John Mackey (3), John Unitas (9)
- 1967 - Ordell Braase (2), John Mackey (4), Fred Miller, Willie Richardson, John Unitas (10), Bob Vogel (3), Rick Volk
- 1968 - Bobby Boyd (2), Mike Curtis, John Mackey (5), Tom Matte, Fred Miller (2), Earl Morrall, Willie Richardson (2), Bob Vogel (4#)
- 1969 - Tom Matte (2), Fred Miller (3#), Rick Volk (2)
- 1970 - Mike Curtis (2), Jerry Logan (2), Bubba Smith
- 1971 - Norm Bulaich, Bill Curry, Mike Curtis (3), Ted Hendricks, Jerry Logan (3), Bubba Smith (2), Bob Vogel (5), Rick Volk (3)
- 1972 - Bill Curry (2), Ted Hendricks (2), Bruce Laird
- 1973 - Ted Hendricks (3)
- 1974 - Mike Curtis (4)
- 1975 - John Dutton, George Kunz, Lydell Mitchell
- 1976 - Roger Carr, John Dutton (2), Bert Jones, George Kunz (2), Toni Linhart, Lydell Mitchell (2)
- 1977 - Mike Barnes, John Dutton (3), George Kunz (3), Toni Linhart (2), Lydell Mitchell (3)
- 1979 - Joe Washington
- 1983 - Chris Hinton
- 1985 - Chris Hinton (2), Rohn Stark
- 1986 - Ray Donaldson, Chris Hinton (3), Rohn Stark (2)
- 1987 - Dean Biasucci, Duane Bickett, Eric Dickerson, Ray Donaldson (2), Chris Hinton (4), Ron Solt
- 1988 - Eric Dickerson (2), Ray Donaldson (3), Chris Hinton (5)
- 1989 - Eric Dickerson (3), Ray Donaldson (4), Chris Hinton (6)
- 1990 - Rohn Stark (3), Clarence Verdin
- 1992 - Rohn Stark (4), Clarence Verdin (2)
- 1994 - Marshall Faulk (*)
- 1995 - Marshall Faulk (2), Jim Harbaugh, Will Wolford
- 1996 - Cary Blanchard, Chris Gardocki
- 1998 - Marshall Faulk (3)
- 1999 - Marvin Harrison, Edgerrin James, Peyton Manning
- 2000 - Marvin Harrison (2), Edgerrin James (2), Peyton Manning (2)
- 2001 - Ken Dilger, Marvin Harrison (3)
- 2002 - Marvin Harrison (4), Peyton Manning (3)
- 2003 - Dwight Freeney, Marvin Harrison (5), Peyton Manning (4), Mike Vanderjagt
- 2004 - Dwight Freeney (2), Tarik Glenn, Marvin Harrison (6), Edgerrin James (3), Peyton Manning (5*)
- 2005 - Dwight Freeney (3), Tarik Glenn (2), Marvin Harrison (7), Edgerrin James (4), Cato June, Peyton Manning (6), Bob Sanders, Jeff Saturday
- 2006 - Tarik Glenn (3), Marvin Harrison (8#), Peyton Manning (7), Jeff Saturday (2), Reggie Wayne
- 2007 - Joseph Addai, Antoine Bethea, Peyton Manning (8), Bob Sanders (2), Jeff Saturday (3), Reggie Wayne (2)
- 2008 - Dwight Freeney (4), Peyton Manning (9), Robert Mathis, Reggie Wayne (3)
- 2009 - Antoine Bethea (2#), Dallas Clark (#), Dwight Freeney (5#), Peyton Manning (10#), Robert Mathis (2#), Jeff Saturday (4#), Reggie Wayne (4#)
- 2010 - Dwight Freeney (6#), Peyton Manning (11), Robert Mathis (3), Jeff Saturday (5), Reggie Wayne (5)
- 2011 - Dwight Freeney (7)
- 2012 - Reggie Wayne (6), Robert Mathis (5), Andrew Luck
- 2013 - Robert Mathis (6), Andrew Luck (2), Matt Overton
- 2014 - Mike Adams, Vontae Davis, T.Y. Hilton, D'Qwell Jackson, Andrew Luck (3), Pat McAfee, Adam Vinatieri (3)
- 2015 - Mike Adams (2), Vontae Davis (2), T.Y. Hilton (2)
- 2016 - T.Y. Hilton (3), Pat McAfee (2)
- 2017 - Jack Doyle, T.Y. Hilton (4)
- 2018 - Eric Ebron, Andrew Luck (4), Quenton Nelson
- 2019 - Jack Doyle (2), Ryan Kelly, Shaquille Leonard, Quenton Nelson (2)
- 2020 - Ryan Kelly (2), Shaquille Leonard (2), Quenton Nelson (3)
- 2021 - DeForest Buckner, Ryan Kelly (3), Shaquille Leonard (3), Kenny Moore II, Quenton Nelson (4), Luke Rhodes, Jonathan Taylor
- 2022 - Quenton Nelson (5)
- 2023 - DeForest Buckner (2), Ryan Kelly (4), Gardner Minshew II, Quenton Nelson (6)



HISTORY

NFL MOST VALUABLE PLAYER AWARDS

QB-John Unitas NEA (1957,67), UPI (1959,64,67), SN (1959,64,67), AP (1959,1964,67), FN (1964)
 QB-Peyton Manning AP (2003-04,08-09), PFW/PFWA (2004,08-09)
 RB-Lenny Moore NEA (1964)
 QB-Earl Morrall AP, UPI, NEA, SN (1968)
 QB-Bert Jones AP, NEA, PFWA, NYN (1976)

HOF SUPER BOWL 50 GOLDEN TEAM

K-Adam Vinatieri

HOF NFL 50TH ANNIVERSARY TEAM

First - TE-John Mackey, DE-Gino Marchetti, QB-John Unitas
 Second - WR-Raymond Berry, DT-Art Donovan
 Third - RB-Lenny Moore

HOF NFL 75TH ANNIVERSARY TEAM

WR-Raymond Berry, LB-Ted Hendricks, DE-Gino Marchetti,
 OG-Jim Parker, QB-John Unitas

HOF NFL 1960-84 ALL-STAR TEAM

First-Team - WR-Raymond Berry, DE-Gino Marchetti, OG/T-Jim Parker, QB-John Unitas, HC-Don Shula (tie)
 Second-Team - LB-Ted Hendricks, TE-John Mackey

HOF NFL TEAMS OF THE DECADES

1950s - RB-Alan Ameche, G-Dick Barwegan, WR-Raymond Berry, DT-Art Donovan, DE-Gino Marchetti, RB-Lenny Moore, OG/T- Jim Parker
 1960s - DB-Bobby Boyd, TE-John Mackey, QB-John Unitas
 1970s - LB-Ted Hendricks
 1980s - RB-Eric Dickerson

SUPER BOWL SILVER ANNIVERSARY TEAM

LB-Ted Hendricks

NFL EXECUTIVE OF THE YEAR

Joe Thomas - SN (1975), Bill Polian - FD (1999), PFW/PFWA (1999, 2005, 09), SN (1999,09), Ryan Grigson - SN (2012), PFW/PFWA (2012), Chris Ballard - PFW/PFWA (2018)

NFL COACH OF THE YEAR

Weeb Ewbank AP, UPI (1958)
 Don Shula UPI (1964), SN (1964, 68), AP (1964, 67-tied, 68), NYN (1964, 67, 68)
 Ted Marchbroda AP, PFW, SN, FD, NYN (1975)
 Ron Meyer PFWA (1987)
 Tony Dungy SN, SI (2005)
 Bruce Arians AP (2012)

NFL OFFENSIVE PLAYER OF THE YEAR

QB-Earl Morrall PFW (1968), QB-Bert Jones AP (1976)
 QB-Peyton Manning AP (2004), PFW/PFWA (2004, 08-09)

NFL DEFENSIVE PLAYER OF THE YEAR

DB-Bob Sanders AP, PFW/PFWA (2007)

NFL ROOKIE OF THE YEAR

RB-Alan Ameche SN, UPI (1955)
 RB-Lenny Moore UPI (1956)
 WR-Jimmy Orr UPI (1958)
 RB-Marshall Faulk SN, PFWA, SI, FD, CPFN, NEA (1994)
 RB-Edgerrin James SN, SI (1999)

NFL OFFENSIVE ROOKIE OF THE YEAR

RB-Marshall Faulk - AP, PFW, FD (1994)
 RB-Edgerrin James - AP, CPFN, FD, FN, PFW, USA (1999)

NFL PLAYER OF THE YEAR

QB-Peyton Manning - SN (2003-04), FD (2003-04)

NFL COMEBACK PLAYER OF THE YEAR

K-Jim Martin AP (1963)
 RB-Lenny Moore AP (1964)
 QB-Jim Harbaugh PFW/PFWA (1995)
 QB-Andrew Luck AP, SN, PFW/PFWA (2018)

NFL DEFENSIVE ROOKIE OF THE YEAR

LB-Vernon Maxwell AP, PFW/PFWA (1983)
 LB-Duane Bickett AP (1985)
 LB-Darius Leonard AP, PFW/PFWA (2018)

NATIONAL 100-YARD CLUB NFL OUTSTANDING BLOCKER

OG-Jim Parker - (1964)

NFL LINEBACKER OF THE YEAR

LB-Mike Curtis - FD (1974)

NFL MOST VALUABLE LINEMAN

DE-Gino Marchetti - AP (1958)

NFL KICKER OF THE YEAR

K-Cary Blanchard - PFW (1996)

NFL GOLDEN TOE AWARD

K-Toni Linhart - PFW (1976), K-Mike Vanderjagt - PFW/PFWA (2003)

AFC COACH OF THE YEAR

Ron Meyer UPI, FN (1987)
 Ted Marchbroda PFWA, NYN (1975), CPFN (1992)

AFC MOST VALUABLE PLAYER

QB-Bert Jones - NYN (1975, 76)

AFC PLAYER OF THE YEAR

QB-Bert Jones UPI (1976)
 QB-Jim Harbaugh UPI (1995)
 QB-Peyton Manning FN (1999)

AFC ROOKIE OF THE YEAR

RB-Marshall Faulk - UPI (1994)

KANSAS CITY COMMITTEE OF 101 AWARDS

LB-Mike Curtis AFC Defensive MVP (1970)
 HC-Ted Marchbroda AFC Coach of the Year (1975)
 QB-Bert Jones AFC Offensive MVP (1976)
 HC-Ron Meyer AFC Coach of the Year (1987)
 QB-Jim Harbaugh AFC Offensive Player of the Year (1995)
 HC-Jim Mora AFC Coach of the Year (1999)
 QB-Peyton Manning AFC Offensive Player of the Year (1999, 2003-05, 08-09)
 HC-Tony Dungy AFC Coach of the Year (2005)
 DE-Dwight Freeney AFC Defensive Player of the Year (2005)
 DB-Bob Sanders AFC Defensive Player of the Year (2007)
 HC-Chuck Pagano & Bruce Arians AFC Coach of the Year (2012)
 LB-Robert Mathis AFC Defensive Player of the Year (2013)
 HC-Frank Reich AFC Coach of the Year (2018)
 RB-Jonathan Taylor AFC Offensive Player of the Year (2021)



HISTORY

WASHINGTON DC TOUCHDOWN CLUB

QB-John Unitas NFL MVP (1957, 58-tied, 67)
 HC-Weeb Ewbank NFL Coach of the Year (1958)
 RB-Lenny Moore NFL MVP (1964)
 HC-Don Shula NFL Coach of the Year (1964, 68)
 HC-Ted Marchibroda NFL Coach of the Year (1975)
 QB-Bert Jones AFC Offensive MVP (1976)

BYRON "WHIZZER" WHITE AWARD

QB-Peyton Manning (2004), OT-Tarik Glenn (2006)

PHILADELPHIA MAXWELL CLUB

QB-John Unitas - NFL MVP (1959, 64, 67)
 QB-Peyton Manning - Professional Player of the Year (2003-04)
 HC-Tony Dungy - Outstanding Professional Coach of the Year (2005)
 HC-Chuck Pagano and Bruce Arians - Greasy Neale Award
 Coach of the Year (2012)
 RB-Jonathan Taylor - Professional Player of the Year (2021)

GEORGE HALAS AWARD

QB-Bert Jones (1979), QB-Jim Harbaugh (1997),
 HC-Tony Dungy (2006), HC-Chuck Pagano (2013)

SPORTS ILLUSTRATED NFL PLAYER OF THE YEAR

RB-Marshall Faulk (1998), QB-Peyton Manning (2004, 08-09)

WALTER PAYTON NFL MAN OF THE YEAR AWARD

QB-Peyton Manning (2005)

ART ROONEY SPORTSMANSHIP AWARD

RB-Frank Gore (2016)

SUPER BOWL MOST VALUABLE PLAYER

QB-Peyton Manning (2006-Super Bowl XL1)

DEACON JONES AWARD

LB-Robert Mathis (2013)

NFL ALL-DECADE TEAMS (2000-09)

NFL Tony Dungy (Head Coach), DE-Dwight Freeney,
 WR-Marvin Harrison, RB-Edgerrin James,
 QB-Peyton Manning, K-Adam Vinatieri
 Sporting News * QB-Peyton Manning, C-Jeff Saturday,
 K-Adam Vinatieri
 Sports Illustrated * QB-Peyton Manning, Howard Mudd (Asst.
 Coach), *Bill Polian (General Manager),
 K-Adam Vinatieri

*Denotes Player-of-the-Decade

^Denotes General Manager of the Decade

NFLPA MACKEY AWARDS

P-David Lee 1966, 69 NFL Punting
 QB-Earl Morrall 1968 NFL Passing
 KR-Preston Pearson 1968 NFL Kick Returns
 KR-Jim Duncan 1970 AFC Kick Returns
 KR-Bruce Laird 1972 AFC Kick Returns
 RB-Lydeil Mitchell 1974, 75 (tie), 77 AFC Receiving
 K-Toni Linhart 1976 AFC Kick-Scoring
 DB-Lyle Blackwood 1977 AFC Interceptions
 RB-Joe Washington 1979 AFC Receiving
 P-Rohn Stark 1983, 85, 86, 92 AFC Punting
 DB-Mike Prior 1987 AFC Interceptions
 RB-Eric Dickerson 1987, 88 Rushing; 1988 TDs (tied)
 KR-Clarence Verdin 1989, 90 AFC Punt Returns
 WR-Reggie Langhorne 1993 AFC Receptions
 RB-Marshall Faulk 1995 AFC TDs (tied)
 K-Cary Blanchard 1996 AFC Scoring
 P-Chris Gardocki 1996 NFL Net Punting Average

AFC PLAYERS OF THE WEEK

1984 - QB-Mike Pagel (9/9 at Houston)
 1985 - WR-Wayne Capers (10/27 vs. Green Bay)
 DB-Eugene Daniel (10/27 vs. Green Bay)
 1986 - DB-Leonard Coleman (10/12 vs. New Orleans)
 DT-Harvey Armstrong (12/22 at LA Raiders)
 1987 - QB-Gary Hogeboom (10/4 at Buffalo)
 LB-Duane Bickett (11/1 at NY Jets)
 LB-Cliff Odom (11/15 at Miami)
 RB-Eric Dickerson (12/27 vs. Tampa Bay)
 1988 - RB-Eric Dickerson (10/23 at San Diego)
 LB-Duane Bickett (11/27 vs. New England)
 1989 - DB-Keith Taylor (10/22 at Cincinnati)
 DB-Mike Prior (12/10 vs. Cleveland)
 QB-Jack Trudeau (12/17 vs. Miami)
 1990 - QB-Jack Trudeau (9/30 at Philadelphia)
 1991 - QB-Jeff George (11/10 at NY Jets)
 1992 - LB-Chip Banks (9/6 vs. Cleveland)
 DE-Steve Emtman (10/25 at Miami)
 1993 - LB-Duane Bickett (9/26 vs. Cleveland)
 K-Dean Biasucci (10/31 vs. New England)
 K-Dean Biasucci (12/5 at NY Jets)
 1994 - DB-Ray Buchanan (12/4 at Seattle)
 1995 - RB-Marshall Faulk (10/1 vs. St. Louis Rams)
 QB-Jim Harbaugh (10/8 at Miami)
 K-Cary Blanchard (10/15 vs. San Francisco)
 LB-Tony Bennett (11/26 vs. Miami)
 1996 - PR-Marvin Harrison (9/8 at NY Jets)
 K-Cary Blanchard (9/15 at Dallas)
 K-Cary Blanchard (11/17 vs. NY Jets)
 DB-Jason Belser (12/5 vs. Philadelphia)
 WR-Marvin Harrison (12/15 at Kansas City)
 1997 - QB-Paul Justin (11/16 vs. Green Bay)
 TE-Ken Dilger (12/14 vs. Miami)
 1998 - QB-Peyton Manning (11/15 vs. NY Jets)
 RB-Marshall Faulk (12/13 vs. Cincinnati)
 1999 - QB-Peyton Manning (9/26 at San Diego)
 RB-Edgerrin James (10/31 vs. Dallas)
 RB-Edgerrin James (11/21 at Philadelphia)
 K-Mike Vanderjagt (12/5 at Miami)
 2000 - QB-Peyton Manning (9/25 vs. Jacksonville)
 K-Mike Vanderjagt (10/1 at Buffalo)
 RB-Edgerrin James (10/15 at Seattle)
 RB-Edgerrin James (12/11 vs. Buffalo)
 QB-Peyton Manning (12/24 vs. Minnesota)
 2001 - QB-Peyton Manning (9/23 at Buffalo)
 2002 - DE-Dwight Freeney (11/10 at Philadelphia)
 K-Mike Vanderjagt (11/24 at Denver)
 WR-Marvin Harrison (12/15 at Cleveland)
 2003 - QB-Peyton Manning (9/28 at New Orleans)
 WR-Marvin Harrison (10/6 at Tampa Bay)
 DE-Dwight Freeney (11/2 at Miami)
 K-Mike Vanderjagt (12/7 at Tennessee)
 QB-Peyton Manning (12/14 vs. Atlanta)
 2004 - RB-Edgerrin James (9/19 at Tennessee)
 QB-Peyton Manning (9/26 vs. Green Bay)
 QB-Peyton Manning (11/14 vs. Houston)
 RB-Edgerrin James (11/21 at Chicago)
 QB-Peyton Manning (11/25 at Detroit)
 QB-Peyton Manning (12/26 vs. San Diego)
 2005 - LB-Gary Brackett (9/11 at Baltimore)
 P-Hunter Smith (9/18 vs. Jacksonville)
 DE-Robert Mathis (10/23 at Houston)
 QB-Peyton Manning (11/7 at New England)
 2006 - K-Adam Vinatieri (9/10 at NY Giants)
 QB-Peyton Manning (9/17 vs. Houston)
 PR-Terrence Wilkins (9/24 vs. Jacksonville)
 QB-Peyton Manning (10/22 vs. Washington)
 K-Adam Vinatieri (10/29 at Denver)
 RB-Joseph Addai (11/26 vs. Philadelphia)
 DE-Dwight Freeney (12/18 vs. Cincinnati)
 QB-Peyton Manning (12/31 vs. Miami)



HISTORY

- 2007 - DB-Bob Sanders (9/16 at Tennessee)
DE-Dwight Freeney (10/22 at Jacksonville)
RB-Joseph Addai (10/28 at Carolina)
QB-Peyton Manning (12/2 vs. Jacksonville)
PR-T.J. Rushing (12/16 at Oakland)
ST-Darrell Reid (12/23 vs. Houston)
- 2008 - LB-Gary Brackett (10/5 at Houston)
QB-Peyton Manning (10/12 vs. Baltimore)
K-Adam Vinatieri (11/2 vs. New England)
QB-Peyton Manning (11/16 vs. Houston)
DE-Robert Mathis (11/30 at Cleveland)
QB-Peyton Manning (12/18 at Jacksonville)
- 2009 - TE-Dallas Clark (11/8 vs. Houston)
QB-Peyton Manning (11/15 vs. New England)
- 2010 - DE-Dwight Freeney (11/1 vs. Houston)
K-Adam Vinatieri (11/14 vs. Cincinnati)
QB-Peyton Manning (12/9 at Tennessee)
K-Adam Vinatieri (1/2 vs. Tennessee)
- 2011 - DE-Robert Mathis (12/29 vs. Houston)
- 2012 - WR-Reggie Wayne (10/7 vs. Green Bay)
QB-Andrew Luck (11/4 vs. Miami)
CB-Darius Butler (11/8 at Jacksonville)
WR/PR-T.Y. Hilton (11/25 vs. Buffalo)
CB-Cassius Vaughn (12/9 vs. Tennessee)
CB-Vontae Davis (12/30 vs. Houston)
- 2013 - QB-Andrew Luck (10/20 vs. Denver)
K-Adam Vinatieri (11/14 at Tennessee)
LB-Jerrell Freeman (12/22 at Kansas City)
K-Adam Vinatieri (12/29 vs. Jacksonville)
- 2014 - QB-Andrew Luck (9/21 at Jacksonville)
P-Pat McAfee (10/9 at Houston)
ILB-D'Qwell Jackson (11/30 vs. Washington)
OLB-Jonathan Newsome (12/28 at Tennessee)
- 2015 - P-Pat McAfee (9/27 at Tennessee)
S-Mike Adams (10/8 at Houston)
CB-Darius Butler (11/8 vs. Denver)
OLB-Robert Mathis (12/27 at Miami)
- 2016 - K-Adam Vinatieri (10/9 vs. Chicago)
RB-Jordan Todman (11/6 at Green Bay)
QB-Andrew Luck (12/5 at New York Jets)
OLB-Robert Mathis (1/1 vs. Jacksonville)
- 2017 - K-Adam Vinatieri (10/8 vs. San Francisco)
WR-T.Y. Hilton (11/5 at Houston)
- 2018 - LB-Shaquille Leonard (9/16 at Washington)
S-Mike Mitchell (10/21 vs. Buffalo)
K-Adam Vinatieri (10/28 at Oakland)
QB-Andrew Luck (11/18 vs. Tennessee)
DT/DE-Denico Autry (12/9 at Houston)
LB-Shaquille Leonard (12/30 at Tennessee)
- 2018 - LB-Shaquille Leonard (9/16 at Washington)
- 2019 - QB-Jacoby Brissett (10/20 vs. Houston)
DE-Justin Houston (10/6 at Kansas City)
K-Adam Vinatieri (10/27 vs. Denver)
RB-Nyheim Hines (12/22 vs. Carolina)
- 2020 - CB-Xavier Rhodes (9/27 vs. New York Jets)
LB-E.J. Speed (11/12 at Tennessee)
K-Rodrigo Blankenship (11/22 vs. Green Bay)
CB-Kenny Moore II (12/13 at Las Vegas)
DT-DeForest Buckner (12/20 vs. Houston)
LB-Shaquille Leonard (1/31/21 vs. Jacksonville)
- 2021 - P-Rigoberto Sanchez (10/31 at Miami)
P-Rigoberto Sanchez (10/24/21 at San Francisco)
LB-E.J. Speed (11/14/21 vs. Jacksonville)
RB-Jonathan Taylor (11/21/21 at Buffalo)
LB-Shaquille Leonard (12/18/21 vs. New England)
- 2022 - K-Chase McLaughlin (10/6/22 at Denver)
RB-Jonathan Taylor (11/13/22 at Las Vegas)
- 2023 - K-Matt Gay (9/24/23 at Baltimore)
CB-Kenny Moore II (11/5/23 at Carolina)

NFL OFFENSIVE PLAYER OF THE WEEK (PLAYOFFS)

- 2003 - QB-Peyton Manning (1/4/04 vs. Denver)
- 2004 - WR-Reggie Wayne (1/9/05 vs. Denver)

AFC PLAYERS OF THE MONTH

- 1988 - RB-Eric Dickerson (December)
- 1995 - QB-Jim Harbaugh (October)
- 1996 - K-Cary Blanchard (November)
- 1999 - WR-Marvin Harrison (September)
RB-Edgerrin James (November)
- 2000 - P-Hunter Smith (September)
RB-Edgerrin James (October)
- 2002 - WR-Marvin Harrison (November)
- 2003 - QB-Peyton Manning (September)
K-Mike Vanderjagt (October)
K-Mike Vanderjagt (November)
K-Mike Vanderjagt (December)
- 2004 - QB-Peyton Manning (November)
DE-Dwight Freeney (December/January)
- 2005 - DE-Dwight Freeney (September)
RB-Edgerrin James (October)
P-Hunter Smith (December/January)
- 2006 - QB-Peyton Manning (October)
WR-Marvin Harrison (December)
- 2008 - DE-Dwight Freeney (November)
- 2009 - QB-Peyton Manning (September)
DE-Robert Mathis (November)
- 2010 - DE-Robert Mathis (September)
- 2013 - LB-Robert Mathis (October)
LB-Robert Mathis (December)
- 2014 - P-Pat McAfee (September)
QB-Andrew Luck (November)
- 2015 - K-Adam Vinatieri (November)
- 2016 - K-Adam Vinatieri (October)
- 2018 - QB-Andrew Luck (November)
LB-Shaquille Leonard (December)
- 2020 - DT-DeForest Buckner (December)
- 2021 - RB-Jonathan Taylor (October)
RB-Jonathan Taylor (November)

NFL ROOKIE OF THE MONTH

- 1999 - RB-Edgerrin James (September)
RB-Edgerrin James (November)
- 2001 - RB-Dominic Rhodes (December)
- 2002 - DE-Dwight Freeney (November)
DE-Dwight Freeney (December)
- 2006 - RB-Joseph Addai (November)
- 2018 - LB-Shaquille Leonard (September)
G-Quenton Nelson (October)
- 2020 - RB-Jonathan Taylor (December)



Robert Mathis earned four AFC Player of the Month selections, tied with Peyton Manning for the most in team history.



ALUMNI

The following compilation of Colts alumni includes every player who has ever appeared in a Colts uniform during a regular season National Football League game since 1953. Asterisk (*) denotes players and coaches who were on Colts World Championship teams. The numbers following college listings are jersey numbers. The numbers at the end of the column are seasons played.

COACHES

Adams, Klayton – Boise State.....	2019-21	Fangio, Vic – E. Stroudsburg St.....	1999-01
Ahrens, Dave – Wisconsin.....	1991	FitzGerald, Jeff – Oregon State.....	2012-15
Anderson, Roy – Howard.....	2012-15	Fitzsimmons, Devin – Bucknell.....	2011
Arians, Bruce – Virginia Tech.....	1998-00, 12	Foerster, Chris – Colorado State.....	2002-03
Arnsperger, Bill – Miami (Ohio).....	1964-69	Fox, John – San Diego State.....	2022
Baker, Brian – Maryland.....	2020-21	Franklin, Bobby – Mississippi.....	1973
*Ball, Herman-Davis – Elkins.....	1956-62	*Frazier, Leslie – Alcorn State.....	2005-06
Banks, Quadrian – Texas.....	2016	Frazier, Parks – Murray State.....	2018-22
Batta, Tom – Kent State.....	1994-97	Furness, Steve – Rhode Island.....	1991
Baughan, Maxie – Georgia Tech.....	1975-79	Gannon, Jonathan – Louisville.....	2018-20
Becker, John – Cal State Northridge.....	1985-88	Geis, Wayne – Lock Haven.....	1996-97
Berbenich, Tim – Hamilton.....	2013-17	Gibbs, Alex – Davidson.....	1992
Bettcher, James – U of St. Francis.....	2012	Gilbert, Joe – Hamilton College.....	2012-17
*Bielski, Dick – Maryland.....	1964-72, 77-81	Gillhamer, Mike – Humboldt State.....	2012-15
Blache, Greg – Notre Dame.....	1994-98	Giufre, Frank – Syracuse.....	2012-17
Blackledge, Ron – Bowling Green.....	1992-96	Goodwin, Harold – Michigan.....	2012
Blaziejowski, Mikey – Springfield College.....	2023	Grantham, Todd – Virginia Tech.....	1999-01
Borgonzi, Dave – Amherst.....	2018-21	Groh, Mike – Virginia.....	2020-21
Boutselis, George – North Carolina.....	1975-81	Hamilton, Pep – Howard.....	2013-15
Boyd, Bob – Oklahoma.....	1969-72, 81	Hastings, Joe – Washburn.....	2021-23
Boyer, Brant – Arizona.....	2012-15	Hawkins, Ralph – Maryland.....	1978
Boyles, Tyler – Shawnee State.....	2020-22	Herrmann, Jim – Michigan.....	2016-17
Bradley, Gus – North Dakota State.....	2022-23	Hill, George – Denison.....	1985-88
Brady, Marcus – Cal State Northridge.....	2018-22	Hostler, Jim – Indiana University (Pa.).....	2015-17
Bratkowski, Zeke – Georgia.....	1982-84	*Howell, Richard – Davidson.....	2000-23
Bratton, Brian – Furman.....	2022-23	Hull, Lee – Holy Cross.....	2016
Bresnahan, Chuck – Navy.....	1996-97	*Huey, Gene – Wyoming.....	1992-10
*Bridgers, John – Auburn.....	1957-58	Hufnagel, John – Penn State.....	2001
Briner, Greg – Cal Western.....	1989	Hughes, Tom – Purdue.....	1955
Bruney, Fred – Ohio State.....	1993-96	Hunter, Hal – Pittsburgh.....	1982-84
Bullough, Hank – Michigan State.....	1970-72	Hunter, Hal – Northwestern.....	2013-14
Burnett, Leon – SW Kansas.....	1987-91	*Idzik, John – Maryland.....	1970-72, 80-81
*Caldwell, Jim – Iowa.....	2002-11	Infante, Lindy – Florida.....	1995-97
Callahan, Ray – Kentucky.....	1973	Ingels, TJ – Wisconsin.....	2023
Carson, Bud – North Carolina.....	1982	Jackson, Brent – Louisiana.....	2023
Catavolos, George – Purdue.....	1984-93, 98-01	Jackson, Milt – Tulsa.....	1989-91
*Christensen, Clyde – North Carolina.....	2002-15	Johnson, Bobby – Miami (O).....	2018
Chudzinski, Rob – Miami (FL).....	2014-17	Johnson, Jerrod – Texas A&M.....	2020-21
Cooter, Jim Bob – Tennessee.....	2009-11, 2023	Johnson, Jim – Missouri.....	1994-97
Coyer, Larry – Marshall.....	2009-10	Jones, Rusty – Springfield College.....	2018-23
Croom, Sylvester – Alabama.....	1991	June, Cato – Michigan.....	2022-23
Cumiskey, Frank – Ohio State.....	1954-56	Kennan, Larry – LaVerne.....	1989-90
Cunningham, Gunther – Oregon.....	1982-84	Khayat, Ed – Tulane.....	1977-81
Davis, Charles – UCLA.....	1996-97	Khym, Sam – Michigan.....	2022-23
DeGuglielmo, Dave – Boston.....	2018	Krein, Darren – Miami (FL).....	2016-17
Doll, Don – USC.....	1974	Kuhlmann, Hank – Missouri.....	1994-97
Douglas, Otis – William & Mary.....	1953	Kush, Frank – Michigan State.....	1982-84
Dovell, Whitey – Maryland.....	1975-78	Lal, Sanjay – Washington.....	2017
Dowhower, Rod – San Diego State.....	1985-86	Landry, Noble – Denison.....	2021
Drayton, Maurice – The Citadel.....	2016-17	Lauterbur, Frank – Mount Union.....	1955-56, 74-77
*Dungy, Tony – Minnesota.....	2002-08	Lovat, Tom – Utah.....	1985-88
Eberflus, Matt – Toledo.....	2018-21	Maalouf, Marwan – Baldwin Wallace.....	2012
Emanuel, Gary – Plymouth State.....	2012-17	Mann, Richard – Arizona State.....	1982-84
*Ewbank, Weeb – Miami (Ohio).....	1954-62	Manning, Tom – Mount Union.....	2018, 2023
Fakes, Zane – Ball State.....	2019-23	Manusky, Greg – Colgate.....	2012-15



HISTORY

Marandino, Roger – Kean University	2012-15	Rowen, Keith – Stanford	1985-88
Marchetti, Gino – USF	1963	Rychleski, Ray – Millersville State College	2009-11
Marciano, Tony – Indiana Univ. (Pa.)	1998-01	*Rymkus, Lou – Notre Dame	1970
Marchibroda, Ted – St. Bonaventure	1975-79, 92-95	Sandusky, John – Villanova	1959-72
Marshall, John – Washington	1986-88	Saturday, Jeff – North Carolina	2022
Mason, Brian – Denison	2023	Scarnecchia, Dante – Cal Western	1989-90
Mathis, Robert – Alabama A&M	2017-18	Schnellenberger, Howard – Kentucky	1973-74
Mathews, Billie – Southern	1985-86	Schottenheimer, Brian – Florida	2016-17
Mawae, Kevin – LSU	2021-22	Seely, Brad – South Dakota State	1989-93
*McCafferty, Don – Ohio State	1959-72	Sefcik, George – Notre Dame	1973
McCollum, Payton – Catawba College	2023	Shaw, Bob – Ohio State	1957-58
McCormack, Mike – Kansas	1980-81	Shula, Don – John Carroll	1963-69
McCulley, Pete – Louisiana Tech	1973-76	Sidwell, Steve – Colorado	1985
McKenney, Doug – Springfield College	2018-23	Singleton, Jamal – Air Force	2016-17
McMahon, Tom – Carroll College	2013-17	Sirianni, Nick – Mount Union	2018-20
*Meeks, Ron – Arkansas State	2002-08	Smith, DeAndre – Southwest Missouri State	2023
*Metzelaars, Pete – Wabash	2004-11	Smith, Jerry – Wisconsin	1974-76
Meyer, Ron – Purdue	1986-91	Smith, Richard – Fresno State	2022-23
Michael, Jason – Western Kentucky	2019-20	Sparano Jr., Tony – Albany	2023
Milanovich, Scott – Maryland	2021-22	Spencer, Kevin – Springfield College	1998-01
Miller, Red – Western Illinois	1971-72	Steichen, Shane – UNLV	2023
Milus, Ron – Washington	2022-23	Strausser, Chris – Chico State	2019-22
Mitchell, Mike – Ohio	2022-23	Symank, John – Florida	1979-81
Molesworth, Keith – Monmouth	1953	Szymanski, Dick – Notre Dame	1974
Monachino, Ted – Missouri	2016-17	Taylor, Press – Marshall	2021
Montgomery, Scottie – Duke	2021-22	Teerlinck, Bill – Chadron State	2007-11
Mora, Jim – Occidental	1998-01	*Teerlinck, John – Western Illinois	2002-11
*Moore, Tom – Iowa	1998-10	Terlecky, Shawn – Mercyhurst	2016-17
*Mudd, Howard – Hillsdale (Mich.) Col.	1998-09	Theder, Roger – Western Michigan	1982-84
Muir, Bill – Susquehanna	1989-91	Thomas, Joe – Ohio Northern	1954, 74
*Murphy, Mike – Huron	1998-11	Thomas, Pat – Texas A&M	1994-97
Murphy, Russ – Davidson	1954	Thomas, Ricky – Alabama	2002-11
Mutscheller, Jim – Notre Dame	1963	Tillman, Rusty – Northern Arizona	1998
Myers, Chip – NW Oklahoma	1985-88	Tobin, Vince – Missouri	1994-95
Nicolaou, Nick – Southern Connecticut	1992-94	*Torine, Jon – Springfield College	1998-11
Noll, Chuck – Dayton	1966-68	Turner, Cam – The Citadel	2023
Norvell, Jay – Iowa	1998-01	Turner, Ron – Pacific	2010-11
Ollie, Nate – Ball State	2022-23	Twyner, Gunnard – Western Illinois	2018-19
Overstreet II, David – Missouri	2018-21	Valesente, Bob – Ithaca	1982-83
Pagano, Chuck – Wyoming	2012-17	Ventrone, Bubba – Villanova	2018-22
Pagano, John – Mesa State	1998-01	Venturi, Rick – Northwestern	1982-93
Painter, Dwain – Rutgers	1992-93	Vitt, Joe – Towson State	1979-81
Patullo, Kevin – South Florida	2018-20	Voris, Dick – San Jose State	1973
Peay, Francis – Missouri	1992-93	Walker, David – Syracuse	2011-14
Pellington, Bill – Rutgers	1963	Wasyluk, Nick – Ohio State	1953
Perry, Rod – Colorado	2007-11	Watt, Chris – Notre Dame	2023
Phair, Mike – Arizona State	2018-19	Wayne, Reggie – Miami (FL)	2022-23
Philbin, Joe – Washington & Jefferson	2016-17	Weber, Chuck – West Chester State	1980-81
Podell, Ryan – Ball State	2017-19	Westhoff, Mike – Wichita State	1982-84
Popovich, Jeff – Miami	2017	White, Brad – Wake Forest	2012-17
Powers, Clyde – Oklahoma	1980	Wietecha, Ray – Northwestern	1980-81
Prince, Ron – Appalachian State	2010-11	*Williams, Alan – William & Mary	2002-11, 18-21
*Purnell, Russ – Whittier College	2002-08	Williams, Charlie – Colorado St.	2012-15
Raich, Matt – Westminster College	2020-23	Williams, Greg – North Carolina	2016-17
Rathman, Tom – Nebraska	2018-20	*Winner, Charlie – Washington	1954-65
Reich, Frank – Maryland	2008-11, 18-22	Woods, Carlos – Delaware State	2007-08
Richards, Ray – Nebraska	1953	Young, George – Bucknell	1970, 73
*Reynolds, Diron – Wake Forest	2002-06	Zupancic, Tom – Indiana Central	1984-98
Roberts, Alfredo – Miami (FL)	2012-15	Zwahlen, Ernie – Oregon State	1979
Robertson, Jay – Northwestern	1992-93, 97		
Robinson, Jimmy – Georgia Tech	1994-97		
Ross, Frank – John Carroll	2018-20		
Rowe, James – South Florida	2021		



HISTORY

PLAYERS

Abramowitz, Sid (T) Tulsa.....	69/74	83-87	Bailey, Aaron (WR) Louisville.....	80	94-98
Achica, George (NT) USC.....	82	85	Bailey, Don (C) Miami.....	61	84-85
Adams, Kris (WR) UTEP.....	81	12	Bailey, Elmer (WR) Minnesota.....	87	82
Adams, Matthew (LB) Houston.....	49	18-21	Bailey, Jim (DT) Kansas.....	65/79	70-74
Adams, Mike (S) Delaware.....	29	14-16	Baker Jr., Darrell (CB).....	39	22-23
Addae, Jahleel (S) Central Michigan.....	41	21	Baker, Jason (P) Iowa.....	9	04
*Addai, Joseph (RB) LSU.....	29	06-11	Baker, Ron (G) Oklahoma St.....	60	78-79
Addison, Mario (DE) Troy.....	97	11-12	Baker, Shannon (WR) Florida St.....	84	93-94
Adebawore, Adetomiwa (DT) Northwestern.....	95	23	Baldinger, Brian (T) Duke.....	62	88-91
Adongo, Daniel (OLB) Pretoria (South Africa).....	56	13, 15	Baldinger, Gary (DL) Wake Forest.....	94	90
Afalava, Al (DB) Oregon State.....	23	10	Baldischwiler, Karl (T) Oklahoma.....	72	83, 85-86
Agase, Alex (G) Illinois.....	62	53	Baldwin, Bob (B) Clemson.....	34	66-67
Agee, Mel (DE) Illinois.....	90	91-92	Baldwin, Ervin (DE) Michigan St.....	94	09
Agim, McTelvin (DT) Arkansas.....	98	23	Ball, Lance (RB) Maryland.....	27	08
Ahrens, Dave (LB) Wisconsin.....	57	85-87	Ball, Michael (DB) Southern.....	31	88-93
Aiken, Kamar (WR) Central Florida.....	17	17	*Ball, Sam (T) Kentucky.....	73	66-70
Al-Jabbar, Abdul-Karim (RB) UCLA.....	33	00	Ballage, Pat (S) Notre Dame.....	26/40	86-87
Alberts, Trev (LB) Nebraska.....	51	94-96	Ballard, Quinton (NT) Elon.....	97	83
Alie-Cox, Mo (TE) Virginia Commonwealth.....	81	18-23	Ballard, Vick (RB) Mississippi St.....	33	12-13
Allegre, Raul (K) Texas.....	2	83-85	Banes, Joey (OL) Houston.....	65	90
Allen, Brian (RB) Stanford.....	43	02-03	Banks, Chip (LB) USC.....	51	89-92
Allen, Dwayne (TE) Clemson.....	83	12-16	Banks, Chuck (RB) WV Tech.....	37	87
Allen, Gerald (B) Omaha.....	44	66	Banks, Roy (WR) E. Illinois.....	86	87-88
Alexander, Elijah (LB) Kansas St.....	50	96-98	Banogu, Ben (DE) TCU.....	52	19-22
Alexander, Rufus (LB) Oklahoma.....	59	08	Banta, Bradford (TE) USC.....	83	94-99
Allen, Ryan (P) Louisiana Tech.....	6	20	Barber, Kantray (RB) West Virginia.....	46	98
Alley, Don (F) Adams St.....	29	67	Barber, Michael (LB) Clemson.....	53	98-99
Alston, Mack (TE) UMES.....	83	77-80	Barnes, Ernie (NT) Miss. St.....	95	83
Alston, O'Brien (LB) Maryland.....	97	88-89	Barnes, Lionel (DE) La.-Monroe.....	93	00-01
Ambrose, Ashley (DB) Ms. Val. St.....	33	92-95	Barnes, Mike (DT) Miami (Fla.).....	63	73-81
*Ameche, Alan (B) Wisconsin.....	35	55-60	Barwegan, Dick (G) Purdue.....	61	53-54
Amman Richard (DE) Florida St.....	73	72-73	Basham, Tarell (OLB) Ohio.....	58	17-18
Anderson, Colt (S) Montana.....	32	14-15	Bashir, Idrees (DB) Memphis.....	28	01-04
Anderson, Don (DB) Purdue.....	36	85	Baskett, Hank (WR) New Mexico.....	81	09
Anderson, Henry (DT) Stanford.....	96	15-17	Bates, Trevor (OLB) Maine.....	50	16
Anderson, Jack (C) Texas Tech.....	67	23	Baylor, John (DB) Sou. Miss.....	36	89-93
Anderson, Jamaal (DE) Arkansas.....	90	11	Baylor, Tim (DB) Morgan State.....	47	76-78
Anderson, Kim (DB) Arizona St.....	26	80-84	Beach, Pat (TE) Wash. St.....	81	82-83, 85-91
Anderson, Larry (DB) La. Tech.....	30	82-84	Bell, Joique (RB) Wayne State.....	35	10
Anderson, Liam (LB) Holy Cross.....	47	23	Bell, Kerwin (QB) Florida.....	12	96-97
Anderson, Willie (WR) UCLA.....	84	95	Bell, Mark (DE) Colorado St.....	48/90	83-84
Andrews, John (TE) Indiana.....	36/88	73-74	Bellini, Mark (WR) BYU.....	87	87-88
Andrews, Josh (C) Oregon State.....	63	18-19	Belsler, Jason (DB) Oklahoma.....	29	92-00
Andrus, Shane (K) Murray State.....	8	09	Benhart, Eugene (QB) W. Illinois.....	18	90
Angerer, Pat (LB) Iowa.....	51	10-13	Benjamin, Bill (LB) San Jose St.....	54	87
Arbuckle, Charles (TE) UCLA.....	81	92-95	Bennett, Cornelius (LB) Alabama.....	97	99-00
Archer, Brandon (LB) Kansas St.....	53	07	Bennett, Tony (LB) Mississippi.....	56	94-97
Armour, Phillip (C) N. Texas State.....	54	00	Benson, Mitchell (DL) TCU.....	95	89-90
Armstrong, Harvey (NT) SMU.....	79	86-90	Bentley, Albert (RB) Miami (Fla.).....	20	85-91
Aromashodu, Devin (WR) Auburn.....	80	07	Bentley, Kevin (LB) Northwestern.....	57	11
Asante, Larry (DB) Nebraska.....	25	13	Berra, Tim (WR) Massachusetts.....	84	74
Atkinson, Jess (K) Maryland.....	14	88	Berry, Bertrand (LB) Notre Dame.....	57	97-99
Austin, Billy (DB) New Mexico.....	47	98-00	*Berry, Raymond (E) SMU.....	82	55-67
Austin, Ocie (DB) Utah St.....	37	68-69	Bertuca, Tony (LB) Cal-St. Chico.....	51	74
Austin, Thomas (C) Clemson.....	65	13	*Bethae, Antoine (DB) Howard.....	41	06-13
Autry, Denico (DT) Mississippi State.....	96	18-20	Beutler, Tom (LB) Toledo.....	53	71
Auzenne, Troy (T) California.....	75	96	Biasucci, Dean (K) W. Carolina.....	4/5	84, 86-94
Averno, Sisto (G) Muhlenberg.....	60	53-54	Bickett, Duane (LB) USC.....	50	85-93
Avery, Donnie (WR) Houston.....	11	12	Bielski, Dick (E) Maryland.....	31	62-63
Ayers, Akeem (OLB) UCLA.....	56	16	Bighhead, Jack (E) Pepperdine.....	80	54
Bacon, Waine (DB) Alabama.....	26	04	Bird, Cory (DB) Va. Tech.....	41	01-04
Badgley, Michael (K) Miami.....	6	21	Blackman, Jon (OL) Purdue.....	71	98



HISTORY

Blackmon, Julian (S) Utah	32	20-23	Bryan, Walter (B) Texas Tech	21	55
Blackmon, Robert (DB) Baylor	25	97-98	Bryan, Taven (DT) Florida	96	23
Blackwood, Lyle (S) TSU	44	77-80	Bryant, Matt (K) Baylor	1	04
Blados, Brian (OL) N. Carolina	63	91	Bryant, Steve (WR) Purdue	80	87
Blanchard, Cary (K) Oklahoma St.	14	95-97	Buchanan, Ray (DB) Louisville	34	93-96
Blandin, Ernie (T) Tulane	41	53	Buckner, DeForest (DT) Oregon	99	20-23
Blankenship, Rodrigo (K) Georgia	3	20-22	*Bulaich, Norm (RB) TCU	36	70-72
Bleick, Tom (B) Georgia Tech	25	66	Bullitt, Melvin (DB) Texas A&M	33	07-11
Blevins, Tony (DB) Kansas	26	99-00	Bulluck, Brian (LB) NC State	57	87
Blue, Forrest (C) Auburn	50	75-78	Burke, Randy (WR) Kentucky	84	78-81
Blythe, Austin (C) Iowa	63	16	Burkett, Jack (LB) Auburn	55	61-66
Boddy-Calhoun, Briean (CB) Minnesota ..	28	19	Burleson, Jason (TE) Texas	49	93
Boehm, Evan (C/G) Missouri	67	18	Burns, Vincent (DT) Kentucky	72	05
Boettger, Ike (G) Iowa	68	23	Burris, Jeff (DB) Notre Dame	20	98-01
Boggs, Mark (T) Ball State	60	87	Burroughs, James (CB) Mich. St.	45	82-84
*Boiman, Rocky (LB) Notre Dame	50	06-07	Burroughs, Sammie (LB) Port. St.	53	96-97
Bond, Deyshawn (C) Cincinnati	69	20	Burton, Trey (TE) Florida	80	20
Bonham, Shane (DT) Tennessee	72	99	Burwell, Tyreek (T) Cincinnati	65	17
Bostic, Jon (ILB) Florida	57	17	Butcher, Paul (LB) Wayne St.	53	93-94
Bouza, Matt (WR) California	85/87	82-89	Burton, Darius (CB) Connecticut	20	12-17
Boyd, Bob (DB) Oklahoma	40	60-68	Butler, Ray (WR) USC	80	80-85
Boyer, Mark (TE) USC	84	85-89	Butler, Victor (LB) Oregon State	55	14
*Braase, Ordell (DE) S. Dakota	81	57-68	Butt, Jack (B) Colgate	63	87
Bracelin, Greg (LB) California	52	82-84	Cain, Deon (WR) Clemson	11	19
*Brackett, Gary (LB) Rutgers	58	03-11	Caldwell, David (DB) William & Mary ..	30	11
Bradshaw, Ahmad (RB) Marshall	44	13-15	*Call, Jack (B) Colgate	25	57-58
Brady, Jeff (LB) Kentucky	51	99	Call, Kevin (OT) Colorado St.	71/72	84-93
Brady, Kerry (K) Hawaii	9	88	Campanella, Joe (T) Ohio St.	73	53-57
Bragg, Mike (P) Richmond	4	80	Campbell, Ibraheim (S) Northwestern ..	33/36	20-21
Brandes, John (TE) Cameron	88	87-89	Campbell, John (LB) Minnesota	55	69
Brandon, Michael (DE) Florida	99	93	Campbell, Parris (WR) Ohio State	15/1	19-22
Bratzke, Chad (DE) E. Kentucky	92	99-03	Cannida, James (DT) Nevada-Reno	97	02
Bray, Quan (WR) Auburn	11	15-17	Cannon, Mark (C) Texas-Arlington	58	91
Brayton, Tyler (DE) Colorado	96	11	Carter, Delone (RB) Syracuse	34	11-12
Brazier, Larry (DB) USC	47	79-81	Capers, Wayne (WR) Kansas	87	85-86
Brazill, LaVon (WR) Ohio	15	12-13	Caron, Roger (T) Harvard	67/74	85-86
Brent, K.J. (WR) Wake Forest	15	17	Carr, Roger (WR) Louisiana Tech	81	74-81
Brents, JuJu (CB) Kansas State	29	23	Carrie, T.J. (CB) Ohio	38	20-21
Brethauer, Monte (E) Oregon	80/86/88	53-55	Carter, Chris (LB) Fresno State	53/43	14,16
Brewer, Dewell (RB) Oklahoma	26	94	Carter, Tony (CB) Florida State	25	15
Brien, Doug (K) California	10	87	Carthens, Milt (T) Michigan	68	87
Brissett, Jacoby (QB) N.C. State	7	17-20	Carthon, Maurice (RB) Ark. St.	44	92
*Brock, Raheem (DE) Temple	79	02-09	*Carthon, Ran (RB) Florida	35	04-06
Bronson, Ben (WR) Baylor	18	95	Carver, Melvin (RB) UNLV	30	87
Brooks, Bill (WR) Boston U.	80	86-92	Cash, Kerry (TE) Texas	88	91-94
Brooks, Chris (WR) Nebraska	83	10-11	Castonzo, Anthony (T) Boston College ..	74	11-20
Brooks, Rodrigis (DB) UAB	26	01-02	Chandler, Chris (QB) Washington	17	88-89
Brotzki, Bob (T) Syracuse	74	86-88	Chapman, Josh (DL) Alabama	96	12-14
Broughton, Willie (NT) Miami	68	85-86	*Chapman, Kory (RB) Jacksonville St.	31	05-06
Brown, Andre (RB) N. Carolina St.	35	10	Charleston, Jeff (DE) Idaho State	60	07
Brown, Barry (E) Florida	36	66-67	Chatman, Ricky (LB) LSU	52	87
Brown, Cornelius (DB) Texas-El Paso ..	39	10	Cheatham, Ernie (T) Loyola LA	66	54
Brown, Donald (RB) Connecticut	31	09-13	Cheerlin, Gosder (T) Boston College	78	13-14
Brown, Ed (QB) USF	14	65	Cherry, Stan (LB) Morgan State	59	73
Brown, Gordon (RB) Tulsa	42	87	Chesley, Anthony (CB) Coastal Carolina ..	47	21
Brown, Jalil (DB) Colorado	21/31	13-15	Chester, Larry (DL) Temple	64	98-00
Brown, Jerry (OLB) Illinois	57	12	Chester, Raymond (TE) Morgan St.	87	73-77
*Brown, Ray (DB) Mississippi	17	58-60	Cheyunski, Jim (LB) Syracuse	59	75-76
Brown, Sergio (S) Notre Dame	38	12-14	Choice, Tashard (RB) Georgia Tech	43	13
Brown, Stevie (DB) Michigan	28	11	Chorak, Jason (LB) Washington	93	98
Brown, Timmy (RB) Ball State	2	68	Chorovich, Dick (T) Miami (O)	78	55-56
Brown, Tony (CB) Alabama	38	22-23	Chung, Eugene (OL) Va. Tech.	66	97
Brown, Travis (QB) N. Arizona	5	04	Clancy, Sam (DL) Pittsburgh	76	89-93



HISTORY

*Clark, Dallas (TE/FB) Iowa.....	44.....	03-11	Daniels, Darrell (TE) Washington.....	47.....	17
Clark, Ken (RB) Nebraska.....	32.....	90-92	Darby, Byron (NT) USC.....	72.....	87-88
Clark, Le'Raven (G/T) Texas Tech.....	62.....	16-18, 20	Davenport, Joe Dean (TE) Arkansas.....	49/80.....	01-03
Clark, Rico (DB) Louisville.....	27.....	97-98	Davenport, Julián (T) Bucknell.....	73.....	21
Clarks, Conrad (DB) NE Louisiana.....	35.....	95	Davenport, Najeh (RB) Miami (Fla.).....	49.....	08
Clemens, Bob (B) Pittsburgh.....	48.....	62	*David, Jason (DB) Wash. St.....	42.....	04-06
Cline, Kameron (DE) South Dakota.....	92.....	20-22	Davidson, Cotton (QB) Baylor.....	18/19/2.....	54, 57
Clinkscale, Dextor (S) S.C. State.....	47.....	86	Davis, Akeem (S) Memphis.....	35.....	15
Clancy, Sam (DL) Pittsburgh.....	76.....	89-93	Davis, Buster (LB) Florida St.....	52.....	08
Cloherly, Colin (TE) Brown.....	46.....	09	Davis, Carl (DT) Iowa.....	76.....	19
Cofer, Mike (K) N.C. State.....	3.....	95	Davis, Carey (RB) Illinois.....	44.....	04
Coffman, Chase (TE) Missouri.....	85.....	16	Davis, Khalil (DT) Nebraska.....	74.....	21
Cogdill, Gail (E) Washington St.....	80.....	68	Davis, Lee (DB) Mississippi.....	28.....	87
Cole, Terry (RB) Indiana.....	34.....	68-69	*Davis, Milt (DB) UCLA.....	20.....	57-60
Cole, Trent (LB) Cincinnati.....	58.....	15-16	Davis, Norman (G) Grambling.....	63.....	67
Coleman, Leonard (DB) Vanderbilt.....	31/47.....	85-87	Davis, Preston (CB) Baylor.....	27.....	84-86
Coley, James (TE) Clemson.....	87.....	91	Davis, Sean (S) Maryland.....	29.....	21
Coley, Trevon (DT) Florida Atlantic.....	91.....	19	Davis, Ted (LB) Georgia Tech.....	35.....	64-66
Collett, Elmer (G) SF State.....	66.....	73-77	Davis, Travis (NT) Michigan St.....	95.....	91
Collie, Austin (WR) BYU.....	17.....	09-12	Davis, Vontae (CB) Illinois.....	23.....	12-17
*Collins, Jerome (TE) Notre Dame.....	47.....	06	Davis, Wendell (WR) LSU.....	13.....	95
Collins, Kerry (QB) Penn State.....	5.....	11	Dawkins, Sean (WR) California.....	87.....	93-97
Colquitt, Craig (P) Tennessee.....	5.....	87	Dawson, Clifton (RB) Harvard.....	30.....	07-08
Colteryahn, Lloyd (E) Maryland.....	87.....	54-56	Dawson, Keyunta (DL) Tex. Tech.....	96.....	07-10
Colvin, Jim (T) Houston.....	67/75.....	60-63	Dawson, Lake (WR) Notre Dame.....	87.....	99
Condren, Brannon (DB) Troy.....	42.....	07	Dawson, JaJuan (WR) Tulane.....	11.....	03
Conjar, Larry (B) Notre Dame.....	48.....	69-70	Day, Sheldon (DT) Notre Dame.....	91.....	20
Conley, Steven (LB) Arkansas.....	59.....	98	*DeCarlo, Art (E) Georgia.....	21/23.....	57-60
Conlin, Chris (OL) Penn State.....	66.....	90-91	Dee, Donnie (TE) Tulsa.....	48.....	88-89
Conner, Kavell (LB) Clemson.....	53.....	10-13	Delaney, Jeff (S) Pittsburgh.....	34.....	82-83
Cook, Fred (DE) So. Mississippi.....	72.....	74-80	DelBello, Jack (B) Miami (Fla.).....	12.....	53
*Cooke, Ed (E) Maryland.....	85.....	59	DeMulling, Rick (G) Idaho.....	64.....	01-04
Cooks, Johnie (LB) Miss. St.....	98.....	82-88	Denbow, Trevor (S) SMU.....	43.....	22-23
Cortez, Jose (K) Oregon State.....	6.....	05	Denson, Autry (RB) Notre Dame.....	20.....	02
Coryatt, Quentin (LB) Texas A&M.....	55.....	92-97	Dent, Richard (DE) Tenn. State.....	96.....	96
Cosby, Quan (WR) Texas.....	12.....	11	DeRoo, Brian (WR) Redlands U.....	87.....	79-81
Cota, Chad (DB) Oregon.....	37.....	99-01	Desir, Pierre (CB) Lindenwood.....	35.....	17-19
Coutee, Keke (WR) Texas Tech.....	15.....	21-22	DeVan, Kyle (G) Oregon State.....	66.....	09-10
Coutre, Larry (B) Notre Dame.....	24.....	53	Dickel, Dan (LB) Iowa.....	55.....	74-77
Covington, John (DB) Notre Dame.....	39.....	94	Dickerson, Eric (RB) SMU.....	29.....	87-91
Cowart, Byron (DT) Maryland.....	96.....	22	Dickey, Curtis (RB) Tex. A&M.....	27/33.....	80-85
Cox, Aaron (WR) Arizona State.....	80.....	93	Diehl, John (T) Virginia.....	78.....	61-64
Craddock, Nate (RB) Parsons.....	32.....	63	*Diem, Ryan (OT) N. Illinois.....	71.....	01-11
Cribbs, Joe (RB) Auburn.....	30.....	88	Diles, Zac (LB) Kansas State.....	54.....	11
Cribbs, Josh (RS) Kent State.....	16.....	14	Dilger, Ken (TE) Illinois.....	85.....	95-01
Criswell, Jeff (G) Graceland.....	62.....	87	Diits, Bucky (P) Georgia.....	10.....	79
Crockett, Zack (RB) Florida State.....	32.....	95-98	Dixon, Antonio (DT) Miami (Fla.).....	97.....	12
Cromartie, Antonio (CB) Florida State.....	31.....	16	Dixon, Randy (G) Pittsburgh.....	69.....	87-95
Crosby, Cleveland (DE) Arizona.....	73.....	82	Dixon, Titus (WR) Troy State.....	87.....	89
Crosby, Cliff (DB) Maryland.....	31.....	01-03	Dixon, Zachary (RB) Temple.....	31.....	80-82
Cross, Nick (S) Maryland.....	20.....	22-23	Doering, Chris (WR) Florida.....	15.....	96-97
Crouch, Terry (G) Oklahoma.....	75.....	82	Doering, Jason (DB) Wisconsin.....	34.....	01-03
Culver, Rodney (RB) Notre Dame.....	35.....	92-93	Domann, JoJo (LB) Nebraska.....	57.....	22
Cunningham, Justice (TE) South Carolina.....	86.....	13	Domres, Marty (QB) Columbia.....	14.....	72-75
Cunningham, Pat (OL) Texas A&M.....	72.....	90	Donaldson, Ray (C) Georgia.....	53.....	80-92
Cuzzo, Gary (QB) Virginia.....	15.....	63-66	*Donovan, Art (DT) Boston Col.....	70.....	53-61
*Curry, Bill (C) Georgia Tech.....	50.....	67-72	Dorsett, Phillip (WR) Miami (Fla.).....	15.....	15-16
Curry, Craig (DB) Texas.....	45.....	87	*Dorsey, DeDe (RB) Lindenwood.....	30.....	06
Curry, Shane (DL) Miami.....	91.....	91	*Doss, Mike (DB) Ohio State.....	20.....	03-06
*Curtis, Mike (LB) Duke.....	32.....	65-75	Doughty, Glenn (WR) Michigan.....	35.....	72-79
*Curtis, Tom (DB) Michigan.....	25.....	70-71	Downs, Josh (WR) North Carolina.....	1.....	23
Daniel, Eugene (CB) LSU.....	38.....	84-96	Doyle, Jack (TE) Western Kentucky.....	84.....	13-21
Daniel, Kenny (S) San Jose St.....	23.....	86-87	Drougas, Tom (T) Oregon.....	74.....	72-73



HISTORY

Dulin, Ashton (WR) Malone.....	16	19-23	Foles, Nick (QB) Arizona.....	9	22
*Duncan, James (DB) Md. St.....	35	69-71	Foley, Tim (T) Notre Dame.....	78	81
Dunlap, Len (DB) N. Tex. St.....	46	71	Fontenot, Al (DE) Baylor.....	99	97-98
Dunn, Perry Lee (RB) Mississippi.....	31	69	Footte, Chris (C) USC.....	66	80-81
*Dupre, L.G. (RB) Baylor.....	45	55-59	Footman, Dan (DE) Florida St.....	98	97-98
Durham, Steve (DE) Clemson.....	72	82	Forsett, Justin (RB) California.....	30	08
Dutton, John (DE) Nebraska.....	78	74-78	Foster, Brandon (DB) Texas.....	39	08
Eason, Jacob (QB) Washington.....	9	21	Foster, Eric (DT) Rutgers.....	68	08-11
Ebron, Eric (TE) North Carolina.....	85	18-19	Fountain, Daurice (WR) Northern Iowa.....	10	18, 20
Ebukam, Samson (DE) Eastern Washington.....	52	23	Francisco, Aaron (DB) BYU.....	43	09-10
Echols, Mike (DB) Wisconsin.....	31	04	Franklin, Aubrayo (DL) Tennessee.....	97	13
Ecklund, Brad (C) Oregon.....	50	53	Franklin, Cleveland (RB) Baylor.....	28	80-82
Edds, A.J. (LB) Iowa.....	52	11	Franklin, Willie (WR) Oklahoma.....	30	72
Edmunds, Randy (LB) Ga. Tech.....	52	72	Franklin, Zaire (LB) Syracuse.....	44	18-23
Edwards, Dan (E) Georgia.....	82	53-54	Frazier, Derrick (DB) Texas A&M.....	31	96
Edwards, Lavar (OL) LSU.....	95	16	Freeland, Blake (T) BYU.....	73	23
Eggers, Doug (LB) S. Dakota St.....	67	54-57	Freeman, Jerrrell (ILB) M.H.Baylor.....	50	12-15
Ehlinger, Sam (QB) Texas.....	4	21-23	Freeman, Josh (QB) Kansas State.....	5	15
Ehrmann, Joe (DT) Syracuse.....	76	73-80	*Freemyer, Dwight (DE) Syracuse.....	93	02-12
Eisenhooth, Stan (OL) Towson St.....	67	89	Freitas, Makoa (T) Arizona.....	76	03-04
Ekern, Andy (T) Missouri.....	79	84	French, Wesley (C) Western Michigan.....	62	22-23
Eldrenkamp, Jake (G) Washington.....	60	20	Fries, Will (G/T) Penn State.....	75	21-23
Eldridge, Brody (TE) Oklahoma.....	81	10-11	Fultz, Mike (DT) Nebraska.....	72/92	81
Elias, Keith (RB) Princeton.....	23	98-99	Funcness, Devin (WR) Michigan.....	17	19
Elko, Bill (NT) LSU.....	96	87	Funk, Jake (RB) Maryland.....	37/34	22-23
Embree, Mel (E) Pepperdine.....	85	53	Gagliano, Bob (QB) Utah State.....	11	88
Emtman, Steve (DT) Wash.....	79/90	92-94	Gambol, Chris (T) Iowa.....	74	88
Enke, Fred (QB) Arizona.....	17	53-54	Ganas, Rusty (DT) S. Carolina.....	73	71
Erickson, Craig (QB) Miami (Fla.).....	7	95	*Gandy, Dylan (G) Texas Tech.....	57	05-07
Essee, Trai (G) Northwestern.....	66	12	Garcon, Pierre (WR) Mt. Union.....	85	08-11
Etheredge, Carlos (TE) Miami.....	81	94	*Gardin, Ron (DB) Arizona.....	30	70-71
Evans, Darren (RB) Virginia Tech.....	32	11	Gardner, Ellis (OL) Georgia Tech.....	65	84
Fabiano, Anthony (C) Harvard.....	61	17	*Gardner, Gilbert (LB) Purdue.....	51	04-06
Facyson, Brandon (CB) Virginia Tech.....	31	22	Gardocki, Chris (P) Clemson.....	17	95-98
Farley, Matthias (S) Notre Dame.....	41	16-18	Garrett, Mike (P) Georgia.....	9	81
Faulk, Marshall (RB) San Diego St.....	28	94-98	Garry, Ben (RB) So. Mississippi.....	29	79-80
Faulkner, Jeff (DL) Southern.....	94	90	Gaubatz, Dennis (LB) LSU.....	53	65-69
Favors, Greg (LB) Miss. State.....	51	02	Gay, Matt (K) Utah.....	7	23
Fayson, Jarred (WR) Illinois.....	16	11	Geathers, Clayton (S) Central Florida.....	42/26	15-19
Feagin, Wiley (G) Houston.....	61	61-62	Geathers, Clifton (DE) S. Carolina.....	66	12
Feamster, Tom (T) Florida St.....	79	56	George, Ed (T) Wake Forest.....	73	75
Feasel, Grant (C) Abilene Christian.....	50	83-84	George, Jeff (QB) Illinois.....	11	90-93
*Federkeil, Dan (OT) Calgary.....	76	06-09	George, Jeremiah (ILB).....	59	17
Federspiel, Joe (LB) Kentucky.....	50	81	Giannetti, Frank (DB) Penn State.....	65	91
Felton, Jerome (FB) Furman.....	42	11	Gibson, David (DE) USC.....	26	02
Felts, Bob (B) Florida A&M.....	47	65	Giguere, Sam (WR) Sherbrooke.....	14	09
Ferguson, Joe (QB) Arkansas.....	12	90	Gilbert, Ben (G) Ohio State.....	69	00-01
Ferguson, Josh (RB) Illinois.....	34/39	16-17	Gilburg, Tom (T) Syracuse.....	73	61-65
Fernandes, Ron (DE) E. Michigan.....	73	76-79	Gill, John (DT) Northwestern.....	69	09
Ferneae, Ethan (WR) UCLA.....	84/3	22-23	Gill, Owen (RB) Iowa.....	44	85-86
Fields, Greg (DE) Grambling.....	79	79-80	Gilmore, Stephon (CB) South Carolina.....	5	22
Fields, Jitter (DB) Texas.....	29	87	Ginn, Hubert (RB) Florida A&M.....	27/39	73
Figaro, Cedric (LB) Notre Dame.....	58	91	*Giordano, Matt (DB) California.....	43	05-08
Finn, Jim (RB) Penn.....	36	00-02	Glasgow, Jordan (LB) Michigan.....	59	20-21
Finnin, Tom (DT) Detroit.....	77	53-56	Glasgow, Nesby (DB) Washington.....	25	79-87
Fisher, Eric (T) Central Michigan.....	79	21	Glenn, Cody (LB) Nebraska.....	52	09-10
Fleener, Coby (TE) Stanford.....	80	12-15	*Glenn, Tarik (OT) California.....	78	97-06
*Fletcher, Bryan (TE) UCLA.....	81	05-07	Glick, Gary (B) Colo. A&M.....	47	61
Flowers, Bernie (E) Purdue.....	39	56	Glover-Wright, Tay (CB) Utah State.....	39	15
Flowers, Dallis (CB) Pittsburg State.....	33	22-23	Glowski, Mark (G) West Virginia.....	64	17-21
Flowers, Dick (B) Northwestern.....	18	53	*Goddard, Johnathan (LB) Marshall.....	55/96	05-06
Floyd, Anthony (DB) Louisville.....	39	03-04	Golsteyn, Jerry (DB) N. Illinois.....	12/15	79
Fokou, Moise (ILB) Maryland.....	58	12	Gonzalez, Anthony (WR) Ohio St.....	11	07-11



HISTORY

Gonzalez, Joaquin (OL) Miami (Fla.).....	74	05	Harold, George (B) Allen.....	42	66-67
Good, Denzelle (T) Mars Hill.....	71	15-18	*Harper, Nick (DB) Ft. Valley St.....	25	01-06
Goode, Chris (DB) Alabama.....	37	87-93	Harper, Shawn (T) Indiana.....	75	95
Goode, Najee (LB) West Virginia.....	52	18	Harris, DeMichael (WR) Southern Miss.....	12	20-21
*Goode, Tom (C) Mississippi St.....	54	70	Harris, Joe (LB) Georgia Tech.....	50	82
Goodson, Tyler (RB) Iowa.....	31	23	Harris, Sean (LB) Arizona.....	55	01
Gordon, Lennox (RB) N. Mexico.....	30	00	Harris, Walt (DB) Miss. State.....	21	02-03
Gordy, Josh (CB) Central Michigan.....	27	12-14	Harris, Wendell (DB) LSU.....	26	62-65
Gore, Frank (RB) Miami (Fla.).....	23	15-17	Harrison, Bob (B) Ohio U.....	20	61
Grace, Jermaine (ILB) Miami (Fla.).....	56	17	Harrison, Dwight (DB) Texas A&I.....	28	78-79
Graham, Nick (DB) Tulsa.....	42	08	Harrison, Jonothan (C) Florida.....	72	14-16
*Gramatica, Martin (K) Kansas St.....	10	04-06	*Harrison, Marvin (WR) Syracuse.....	88	96-08
Granson, Kylan (TE) SMU.....	83	21-23	Harrison Jr., Ronnie (LB/S) Alabama.....	48	23
Grant, Alan (DB) Stanford.....	26	90-91	Hart, Jeff (T) Oregon State.....	68	79-83
*Grant, Bob (LB) Wake Forest.....	51	68-70	Hart, Mike (RB) Michigan.....	32	08-10
Grant, Ryan (WR) Tulane.....	11	18	*Hartsock, Ben (TE) Ohio State.....	80	04-06
Grant, Stephen (LB) W. Virginia.....	59	92-97	Harvey, Mark (LB) Marshall.....	54	12-14
Graves, Marsharne (T) Arizona.....	61	87	Hasselbeck, Matt (QB) Boston College.....	8	13-15
Gray, Carlton (DB) UCLA.....	26	97	Hatchett, Derrick (CB) Texas.....	42	80-83
Gray, Cecil (DL) North Carolina.....	75	93-94	Hathaway, Steve (LB) W.Virginia.....	58	84
Gray, Derwin (DB) BYU.....	30	93-97	Hauck, Tim (DB) Montana.....	45	98
Green, Anthony (DT) N. Carolina St.....	91	81	Havili, Stanley (RB) USC.....	39	13
Green, Chaz (T) Florida.....	75	20	*Havrilak, Sam (B) Bucknell.....	17	69-73
Green, E.G. (WR) Florida State.....	84	98-00	*Hawkins, Alex (B) S. Carolina.....	25	59-65, 67-68
Green, Farrod (TE) Mississippi State.....	41	20	Hawthorne, Greg (TE) Baylor.....	83	87
Green, Marshay (CB) Mississippi.....	30	12	*Hayden, Kelvin (DB) Illinois.....	26	05-10
Green, T.J. (S) Clemson.....	32	16-17	Haymond, Alvin (DB) Southern U.....	30	64-67
Greene, Scott (RB) Mich. St.....	43	98-99	Hazel, Matt (WR) Coastal Carolina.....	14	17
Gregory, Ken (E) Whittier.....	88	61	Heard, Kellen (DT) Memphis.....	65	12-12
Griffin, Wade (T) Mississippi.....	69	77-81	Heffern, Shawn (OL) Notre Dame.....	79	87
Griggs, Perry (KR) Troy State.....	28	77	Heimkreiter, Steve (LB) Notre Dame.....	58	80
Grimm, Dan (G) Colorado.....	67	69	Hemphill, Darryl (FS) W. Texas St.....	27	82
Grimsley, Ed (LB) Akron.....	56	87	*Hendricks, Ted (LB) Miami (Fla.).....	83	69-73
Grisson, Geneo (DE) Oklahoma.....	75	18	Henry, Bernard (WR) Arizona St.....	88	82-85
Groce, Cliff (RB) Texas A&M.....	27/33	95-97	Henry, Steve (DB) Emporia State.....	44	81
Gronkowski, Chris (FB) Arizona.....	49	11	Hepburn, Lonnie (CB) Texas So.....	43	71-72
Gross, Lee (C) Auburn.....	52	79	Hermann, John (B) UCLA.....	20	56
Guy, Lawrence (DE) Arizona State.....	67	12-13	Herosian, Brian (S) Connecticut.....	29	73
Guy, Winston (S) Kentucky.....	27	15-16	Herremans, Todd (G) Saginaw Valley St.....	79	15
Guzman, Ramon (LB) Buffalo.....	52	07	Herrera, Amario (LB) Georgia.....	49	15
Haack, Matt (P) Arizona State.....	6	22	Herrmann, Mark (DB) Purdue.....	9	83-84, 90-92
Haddad, Drew (WR) Buffalo.....	84	01-02	Herrod, Jeff (LB) Mississippi.....	54	88-96, 98
Haeg, Joe (T/G) North Dakota State.....	73	16-19	Herron, Daniel (RB) Ohio State.....	36	13-15
*Hagler, Tyjuan (LB) Cincinnati.....	56	05-10	Herzing, Adam (WR) Cal-Poly.....	15	02
Haines, John (DL) Texas.....	90	86	Hester, Jessie (WR) Florida State.....	84	90-93
Hairston, Nate (CB) Temple.....	27	17-18	Hetherington, Chris (RB) Yale.....	44	96-98
Hall, De'von (DB) Utah State.....	45	09	Hewitt, Ryan (TE) Stanford.....	45	18
Hall, Randy (CB) Idaho.....	33	74, 76	Heyward, Craig (RB) Pittsburgh.....	33	98
Hall, Roy (WR) Ohio State.....	83	07-08	Heyward-Bey, Darrius (WR) Maryland.....	81	13
Hall, Steven (DB) Kentucky.....	35	96	Hickman, Dallas (LB) California.....	57	81
Hambright, Arlington (G) Colorado.....	64	23	Hickman, Justin (OLB) UCLA.....	55	12
Hamilton, Joe (QB) Georgia Tech.....	3	04	Hicks, Brandon (DT) Bowling Green.....	72	03
Hamlin, Ken (DB) Arkansas.....	35	10	Hicks, Dwight (S) Michigan.....	29	86
Hamm, Bob (DE) Nev.-Reno.....	95	87	Hilger, Rust (QB) Oklahoma St.....	7/12	90-91
Hampton, Jermaine (DB) N. Ill.....	47	01-02	Hill, Anthony (TE) NC State.....	83	11
Hancock, Kevin (LB) Baylor.....	51	87	*Hill, Jerry (RB) Wyoming.....	45	61, 63-70
Hand, Jon (DE) Alabama.....	78	86-94	Hill, Michael (RB) Missouri Western St.....	23	14
Hanks, Johnathan (DT) Ohio State.....	95	17	Hills, Tony (T) Texas.....	78	12
Harbaugh, Jim (QB) Michigan.....	4/12	94-97	Hilliard, Corey (T) Oklahoma St.....	72	07-08
Harbour, James (WR) Mississippi.....	87	86	*Hilton, Roy (DE) Jackson St.....	85	65-73
Hardeman, Don (RB) Texas A&M Kingsville.....	36	78-79	Hilton, T.Y. (WR) Florida International.....	13	12-21
Hardin, Steve (OL) Oregon.....	66	96	Hines, Jermale (DB) Ohio State.....	26	11
Harness, Jim (B) Mississippi St.....	20/41	56	Hines, Nyheim (RB) N.C. State.....	21	18-22



HISTORY

Hinton, Chris (G/T) Northwestern.....	75	83-89	* Jackson, Marlin (DB) Michigan.....	28	05-09
Hinton, Chuck (DT) N. Carolina Central.....	75	72	Jackson, Victor (DB) Bowie State.....	39	86
*Hinton, Ed (WR) Oklahoma.....	33	69-72	Jackson, Wavery (OL) Va. Tech.....	74	98-02
Hoaglin, Fred (C) Pittsburgh.....	54	73	Jacquet, Nate (WR) San Diego St.....	18	97
Hobert, Billy Joe (QB) Washington.....	14	00	James, Brandon (WR) Florida.....	12	10
Hogan, Krishawn (WR) Marion.....	81	17	James, Charles II (CB) Charleston Southern.....	38	16
Hogeboom, Gary (QB) C. Michigan.....	7	86-88	James, Edgerrin (RB) Miami.....	32	99-05
Holcomb, Kelly (QB) MTSU.....	13	96-00	James, Javarris (RB) Miami.....	42	10
Holden, Will (T) Vanderbilt.....	69	20	James, June (LB) Texas.....	58	87
Hollier, Dwight (LB) N. Carolina.....	56	00	James, Tommy (B) Ohio St.....	42	56
Holloway, Cornell (DB) Pittsburgh.....	25	90-92	Jarvis, Ralph (DL) Temple.....	93	90
Holmberg, Rob (LB) Penn State.....	59	98	Jaworski, Matt (LB) Colgate.....	59	91
Holmes, Darick (RB) Portland State.....	44	99	Jean Francois, Ricky (DL) LSU.....	99	13-14
Holmes, Khaled (C/G) USC.....	62	13-15	Jefferson, Joseph (DB) W. Kentucky.....	29	02-05
Holmes, Mike (DB) Syracuse.....	20	11	Jefferson, Malik (LB) Texas.....	43	21
Holsey, Bernard (DL) Duke.....	79	00	* Jefferson, Roy (WR) Utah.....	87	70
Holt, John (CB) W. Texas State.....	21	86-88	Jenkins, Fletcher (DE) Washington.....	94	82
Hooker, Malik (S) Ohio State.....	29	17-20	* Jennings, Tim (DB) Georgia.....	23/27	06-09
Horn, Dick (B) Stanford.....	18	58	Johnson, Andre (WR) Miami (Fla.).....	81	15
Houchin, Thomas (DE) Kansas St.....	67	04	Johnson, Anthony (RB) Notre Dame.....	23	90-93
Houston, Justin (DE) Georgia.....	99/50	19-20	Johnson, Anthony (DE) LSU.....	97	17
Howard, Marcus (DE) Georgia.....	92	08	Johnson, Antonio (DT) Miss. St.....	99	08-12
Howe, Garry (DT) Colorado.....	72	94	Johnson, Cam (LB) Virginia.....	59	13-14
Howell, Delano (S) Stanford.....	26	12-13	* Johnson, Charlie (T) Okla. St.....	74	06-10
Hoyer, Brian (QB) Michigan State.....	2	19	* Johnson, Cornelius (G) Va. Union.....	60	68-72
Huard, Brock (QB) Washington.....	7	02-03	Johnson, Curtis (DE) Clark Atlanta Univ.....	94	08
Hudson, Nat (G) Georgia.....	63	82	Johnson, Ed (DT) Penn State.....	92/99	07-09
Huff, Ken (G) N. Carolina.....	62	75-82	Johnson, Ellis (DT) Florida.....	62	95-01
Huffman, Darvell (WR) Boston U.....	85	91	Johnson, Greg (DT) Florida State.....	79	77
Hugasian, Harry (B) Stanford.....	31	55	Johnson, Jason (C) Kansas St.....	59/60	97-99
Hughes, Dante (DB) California.....	20	07-08	Johnson, Kelley (WR) Colorado.....	84	87
Hughes, Jerry (DE) TCU.....	92	10-12	Johnson, Marcus (WR) Texas.....	16/83	18-20
Hughes, Montori (DL) Tennessee-Martin.....	94	13-14	Johnson, Marshall (WR) Hou.....	29/80	75-78
Hughes, Robert (RB) Notre Dame.....	29	12-13	Johnson, Terrence (DB) Cal (PA).....	23	11
Hull, Evan (RB) Northwestern.....	26	23	Johnson, Wayne (QB) Georgia.....	18	89
Humber, Ramon (LB) N. Dakota St.....	59	09-10	Johnson II, Eric (DT) Missouri State.....	93	22-23
Hummiston, Mike (LB) Weber St.....	57	82, 84	Jones, Arthur (DT) Syracuse.....	97	14,16
Humm, David (QB) Nebraska.....	10/11	81-82	Jones, Bert (QB) LSU.....	7	73-81
Humphrey, Ronald (RB) Ms. V. St.....	25	94-95	Jones, Brian (LB) Texas.....	56	91
Humphries, Leonard (DB) Penn St.....	23	94	Jones, Bryant (DB) Toledo.....	33	87
Hunley, LaMonte (LB) Arizona.....	56	85-86	Jones, Dominique (TE) Shepherd.....	46	12-13
Hunt, George (K) Tennessee.....	10	73	Jones, Isaac (WR) Purdue.....	15	99-00
Hunt, Joey (C) TCU.....	68	20	Jones, Jaylon (CB) Texas A&M.....	40	23
Hunt, Margus (DE) SMU.....	92	17-19	Jones, Joe (TE) Va. Tech.....	81	87
Hunter, Ivy Joe (RB) Kentucky.....	45	89-90	Jones, Josh (S) North Carolina State.....	36	21
Hunter, James (NT) USC.....	92	82	Jones, Matt (RB) Florida.....	34	17
Hutchins, Von (DB) Mississippi.....	27	04-05	Jones, Mike (TE) Texas A&M.....	49	93
Hutton, Trevor (G) Utah State.....	61	04	Jones, Richard (DB) Texas A&I.....	39	96
Huzvar, John (RB) Pittsburgh.....	30/38	53-54	Jones, Ricky (LB) Tuskegee.....	51	80-83
Hyde, Glenn (T) Pittsburgh.....	65	82	Jordan, Anthony (LB) Vanderbilt.....	91	98
Ijalana, Ben (G) Villanova.....	79	11	Jordan, Steve (K) USC.....	6	87
Iorio, Joe (C) Penn State.....	60	04	Joseph, Vance (DB) Colorado.....	43	96
Inman, Dontrelle (WR) Virginia.....	15/86	18-19	* Joyce, Don (DE) Tulane.....	76/83	54-60
Insley, Trevor (WR) Nev.-Reno.....	83	01	* Joyce, Cato (LB) Michigan.....	59	03-06
Irving, Nate (LB) North Carolina St.....	55	15	Justice, Steve (C/G) Wake Forest.....	53	08
Ismail, Qadry (WR) Syracuse.....	83	02	Justice, Winston (T) USC.....	69	12
Jackson, Andrew (LB) Western Kentucky.....	54	14	Justin, Paul (QB) Arizona State.....	11	95-97
Jackson, D'Qwell (LB) Maryland.....	52	14-16	Justin, Sid (CB) Long Beach St.....	44	82
Jackson, Deon (RB) Duke.....	35	21-23	Kaczmarek, Mike (LB) Southern Ill.....	52	73
Jackson, Edwin (ILB) Georgia Southern.....	53	16	Kafentzis, Mark (S) Hawaii.....	29	83-84
Jackson, Ken (G) Texas.....	74	53-57	Kalinic, Nikola (TE) York.....	48	22
Jackson, Marcus (DL) Purdue.....	76	87			
Jackson, Mark (WR) Purdue.....	84	94			



HISTORY

Kalis, Kyle (G) Michigan	68	17	Leberman, Bob (B) Syracuse	40	54
Kalmanir, Tom (B) Nevada	40	53	*Lee, David (P) Louisiana Tech	49	66-78
Kapinos, Jeremy (P) Penn State	3	10	Lee, Keith (DB) Colorado State	42	85
Kareem, Khalid (DE) Notre Dame	55	22	Lee, Monte (C) Texas	67	65
Karim, Deji (RB) Southern Illinois	36	12	Lee, Ron (RB) West Virginia	34	76-78
Keane, Tom (DB) W. Virginia	21	53-54	Leeuwenburg, Jay (OG) Colorado	58	96-98
Kearse, Tim (WR) San Jose St.	85	87	Lefeged, Joe (DB) Rutgers	35	11-13
*Keiaho, Freddy (LB) San Diego St.	54	06-09	Leiding, Jeff (LB) Texas	92	86-87
Keith, Kenton (RB) New Mexico St.	36	07	Leigeb, Brian (DB) Cen. Michigan	40	02
Kellar, Scott (NT) N. Illinois	94	86-87	Lengel, Matt (TE) Eastern Kentucky	86	19
Kelly, Dennis (T) Purdue	73	22	Leonard, Shaquille (LB) South Carolina State	53	18-23
Kelly, Ryan (C) Alabama	78	16-23	Lesane, Jimmy (B) Virginia	31	54-55
Kennedy, Jimmie (TE) Colorado St.	85	75-77	Lester, Keith (TE) Murray St.	88	87
Kent, Joey (WR) Tennessee	16	00	*Lewis, Harold (B) Houston	43	59
Kerkorian, Gary (QB) Stanford	18	54-56, 58	Lewis, Joe (T) Compton	72	61
Kern, Rex (DB) Ohio State	44	71-73	Lewis, Ryan (CB) Pittsburgh	38	19
Kerr, Zach (NT) Delaware	94	14-16	Lewis, Tyquan (DT/DE) Ohio State	94	18-23
Keur, Josh (TE) Michigan State	83	00	*Liija, Ryan (G) Kansas State	65	04-09
Keyes, BoPete (CB) Tulane	33	21	Lindley, Ryan (QB) San Diego State	3	15
Kiel, Blair (QB) Notre Dame	5	86-87	Lindsay, Phillip (LB) Colorado	30	22
Kight, Danny (K) Augusta State	7	99-00	Linhart, Toni (K) Austria Tech	2	74-79
King, Brandon (DB) Purdue	37	10-11	Linkenbach, Jeff (OT) Cincinnati	72	10-13
King, Deon (LB) Norfolk State	50	16	Linn, Jack (T) West Virginia	67	91
King, Justin (WR) Penn State	21	12	Linne, Aubrey (E) TCU	87	61
King, Mitch (DT) Iowa	75	10	*Lipscomb, Gene (DT) Miller H.S.	76	56-60
King, Shawn (DE) NE Louisiana	96	99	Little, Jack (T) Texas A&M	72	53-54
Kirchiro, Bill (G) Maryland	64	62	Lockett, J.W. (B) Okla. Central	35	63
Kirchner, Mark (T) Baylor	63	84, 86	*Logan, Jerry (DB) W. Texas St.	20	63-72
Kirkland, Mike (QB) Arkansas	15	76-78	Looney, Joe Don (RB) Oklahoma	32	64
Kirouac, Lou (T) Boston College	61	64	Lopienski, Tom (RB) Notre Dame	36	03-04
Kitchings, Desmond (WR) Furman	12	01	Lorick, Tony (RB) Arizona St.	33	64-67
*Klecko, Dan (DT) Temple	61/90/92	06-07	Louis, Lance (G) San Diego St.	60	14-15
Klecko, Joe (NT) Temple	73	88	Lowdermilk, Kirk (C) Ohio State	63	93-96
Knight, Steve (OL) Tennessee	63/73	87-88	Lowery, Dwight (S) San Jose State	33	15
Kofler, Matt (QB) San Diego State	12	85	Lowry, Orlando (LB) Ohio St.	58/59	85-89
Koman, Bill (G) North Carolina	65	56	Lucas, Jordan (S) Penn State	29	21
Kostelnik, Ron (T) Cincinnati	65	69	Luce, Derrel (LB) Baylor	58	75-78
Kovac, Ed (B) Cincinnati	43	60	Luck, Andrew (DB) Stanford	12	12-18
Krahl, Jim (DT) Texas Tech	90	79-80	Lush, Mike (DB) E. Stroudsburg St.	28	86
Krauss, Barry (LB) Alabama	55	79-88	Luther, Ed (QB) San Jose St.	11	86
Krieger-Coble, Henry (TE) Iowa	45	17	Lutus, Scott (LB) Connecticut	56	11
*Krouse, Ray (DE) Maryland	78	58	*Lyles, Lenny (DB) Louisville	26/43	58, 61-69
Kunz, George (T) Notre Dame	75	75-77, 80	Lynch, Corey (DB) Appalachian State	42	13
Labinjo, Mike (LB) Michigan State	92	05	Mack, Marlon (RB) South Florida	25	17-21
*LaCasse, Ryan (DE) Syracuse	99	06	Mackey, Dee (E) E. Texas St.	85	61-62
Lacey, Jacob (DB) Oklahoma St.	27	09-11	*Mackey, John (TE) Syracuse	88	63-71
La Fleur, Greg (TE) LSU	83	86	Macklin, David (DB) Penn State	27	00-03
Laird, Bruce (DB) American Intl	40	72-81	MacLeod, Tom (LB) Minnesota	52	74-78
Lammons, Chris (CB) South Carolina	34	23	Madison, Anthony (DB) Alabama	37	09
Land, Isaiah (DE) Florida A&M	55	23	Maggitt, Curt (LB) Tennessee	92	16
Landry, Greg (QB) Massachusetts	11	79-81	Mahaffey, Ryan (FB) Northern Iowa	47	11
Landry, LaRon (DB) LSU	30	13-14	Mahlum, Eric (G) California	65	94-96
Langas, Bob (E) Wayne	83	54	*Maitland, Jack (RB) Williams	23/40	70
Lange, Bill (G) Dayton	66	53	Majkowski, Don (QB) Virginia	7	93-94
Langford, Kendall (DE) Hampton	90	15-16	Mallard, Josh (DT) Georgia	68	02
Langhorne, Reggie (WR) Elizabeth City St.	85	92-93	Mallory, Will (TE) Miami (Fla.)	86	23
LaPointe, Ron (TE) Penn State	85	80	Mandarich, Tony (T) Michigan St.	79	96-98
Larson, Kurt (LB) Michigan State	59	89-90	*Manning, Peyton (QB) Tenn.	18	98-11
*Larson, Lynn (T) Kansas State	44	71-72	Manoa, Tim (RB) Penn State	44	91
Laskey, Bill (LB) Michigan	51	71-72	Maples, Butch (C) Baylor	53	63
Lattimore, Brian (RB) SE Mo. State	21	91	*Marchetti, Gino (DE) USF	75/89	53-64, 66
Lawton, Luke (RB) McNeese State	45	07	Marsh, Cassius (DE) UCLA	55	20
Leaks, Roosevelt (RB) Texas	48	75-79	Marshall, Greg (DT) Oregon St.	66	78



HISTORY

Martin, Jake (DE) Temple.....	92	23	Mendenhall, Ken (C) Oklahoma.....	57	71-80
Martin, Jim (K) Notre Dame.....	47	63	Meredith, Jamon (T) South Carolina.....	64	14
Martin, Robbie (WR) Cal Poly-SLO.....	31/88	85-86	Merritts, Jim (DL) West Virginia.....	65	87
Martin, Ronald (S) LSU.....	40	17	Metcalfe, Bo (FB) Baylor.....	28	84
Martin, Sammy (WR) LSU.....	86	91	Mewhort, Jack (G) Ohio State.....	75	14-17
Martin, Steve (DT) Missouri.....	90	96-98	Michael, Christine (RB).....	38	18
Mason, Lindsey (T) Kansas.....	79	83	Michaels, Lou (DE, K) Kentucky.....	79	64-69
Mathews, Jason (T) Tex. A&M.....	67/74	94-97	Mickens, Arnold (RB) Butler.....	27	96
Mathews, Ricardo (DT) Cincinnati.....	91	10-13	Middleton, Frank (RB) Florida A&M.....	43	84-85
Mathias, Ric (DB) Wisc.-LaCrosse.....	42	98	Mike-Mayer, Steve (K) Maryland.....	5	79-80
Mathis, Dedic (DB) Houston.....	26	96-97	Mildren, Jack (S) Oklahoma.....	11	72-73
*Mathis, Robert (DE) Alabama A&M.....	98	03-13,15-16	Miller, Brandon (DT) Georgia.....	65	00
Matich, Trevor (OL) BYU.....	64	92-93	Miller, Chuckie (DB) UCLA.....	28	88
Matte, Ron (RB) Ohio St.....	27/41	61-72	Miller, Dan (K) Miami (Fla.).....	1	82
Mattes, Ron (T) Virginia.....	75	92	Miller, Eddie (WR) South Carolina.....	86	92-93
Mattiace, Frank (DL) Holy Cross.....	97	87	*Miller, Fred (DT) LSU.....	76	63-72
*Matuszak, Marv (B) Tulsa.....	64	59-61	Miller, Kyle (TE) Mount Union.....	86	12
Mauck, Carl (LB) So. Illinois.....	65	69	Miller, Prince (DB) Georgia.....	26	11
Maulet, Arthur (CB) Memphis.....	32	18	Milligan, Rolan (S) Toledo.....	42	18-19
*Maxwell, Tom (B) Texas A&M.....	42	69-70	Mills, Jim (T) Hawaii.....	76	83-84
Maxwell, Vernon (LB) Arizona St.....	56	83-84	Milton, Chris (CB) Georgia Tech.....	40/28	16-18
*May, Ray (LB) USC.....	56	70-72	Mingo, Barkevius (OLB) LSU.....	52	17
Mayo, Ron (TE) Morgan State.....	83	74	Minshew II, Gardner (QB) Washington St... ..	10	23
Mbu, Joey (NT) Houston.....	94	17	Mioduszewski, Ed (B) Wm. & Mary.....	26	53
McAfee, Pat (P) West Virginia.....	1	09-16	Miranda, Paul (DB) Central Florida.....	21	99
McCall, Reese (TE) Auburn.....	86	78-82	Mitchell, Lydell (RB) Penn State.....	26	72-77
McCauley, Don (RB) N. Carolina.....	23	71-81	Mitchell, Mike (S) Ohio.....	34	18
McClendon, Jacques (OG) Tenn.....	65/80	10	Mitchell, Pete (TE) Boston College.....	49	03
McClendon, Skip (DL) Arizona St.....	95	92-93	*Mitchell, Tom (TE) Bucknell.....	84	68-73
McCloskey, Mike (HB) Penn State.....	49	87	Moala, Fili (DT) USC.....	95	09-13
McCloughan, Dave (DB) Colorado.....	42	91	Moncrief, Donte (WR) Mississippi.....	10	14-17
McCoy, Tony (NT) Florida.....	61/94	92-99	Montgomery, D.J. (WR) Austin Peay.....	2	23
McDaniel, Emmanuel (DB) E.Carolina.....	39	97-98	Montgomery, Monty (DB) Houston.....	34	97-99
McDonald, Devon (LB) Notre Dame.....	57	93-95	Mooney, Ed (LB) Texas Tech.....	58	72-73
McDonald, Dewey (S) California (Pa.).....	31	14-15	Moore, Alvin (RB) Arizona State.....	23	83-84
McDonald, Quintus (LB) Penn St.....	96	89-91	Moore, Corey (S) Georgia.....	36	18
McDougal, Kevin (RB) Colo. St.....	43	00-01	Moore, Devin (RB) Wyoming.....	45	10
McElroy, Leeland (RB) Texas A&M.....	34	99	Moore, Henry (B) Arkansas.....	27	57
McElroy, Ray (DB) E. Illinois.....	40	95-98	Moore, Jimmy (G) Ohio State.....	65	81
*McFarland, Anthony (DT) LSU.....	92	06-07	Moore, Kenny (WR) Wake Forest.....	80	10
McGill, T.Y. (DT) North Carolina State.....	67/99	15-16	Moore II, Kenny (CB) Valdosta State.....	42/23	17-23
McGlynn, Mike (G/C) Pittsburgh.....	75	12-13	Moore, Larry (OL) Michigan.....	50/72	98-01
McGregor, Keli (TE) Colorado St.....	83	85	*Moore, Lenny (RB) Penn State.....	24	56-67
McGrone, Cameron (LB) Michigan.....	59	22-23	Moore, Melwede (RB) Tulane.....	26/37	12
McGuire, Kaipo (WR) BYU.....	10/11	97-98	Moore, Sio (LB) Connecticut.....	51/55	15-16
McHan, Lamar (QB) Arkansas.....	14/17	61-63	Moore, Skai (LB) South Carolina.....	55	18-19
McKenzie, Isaiah (WR) Georgia.....	6	23	*Moorehead, Aaron (WR) Illinois.....	85	03-07
McKinney, Steve (G) Texas A&M.....	76	98-01	Morgan, DaJuan (DB) N. Car. St.....	34	10
McLaughlin, Chase (K) Illinois.....	5/7	19,22	Morgan, Stanley (WR) Tenn.....	86/88	90
McLemore, Chris (RB) Arizona.....	36	88	*Morrall, Earl (OB) Michigan St.....	15	68-71
McLemore, Thomas (TE) Southern.....	81	95	Morris, Darryl (CB) Texas State.....	35	16
McLeod Jr., Rodney (S) Virginia.....	26	22	*Morris, Rob (LB) Brigham Young.....	94	00-07
McMillan, Chuck (B) John Carroll.....	31	54	Morris, Stephen (QB) Miami (Fla.).....	7	16
McMillan, Randy (RB) Pittsburgh.....	32	81-86	Morrison, Antonio (LB) Florida.....	44	16-17
McNanie, Sean (DL) San Diego St.....	90	90	Morrison, Don (T) Texas-Arl.....	79	78
McNary, Josh (LB) Army.....	57	13-16	Morrison, Steve (LB) Michigan.....	52/92	95-98
McNeill, Mike (TE) Nebraska.....	80	11	Morton, Mike (LB) N. Carolina.....	51	01
McNichols, Jeremy (RB) Boise State.....	34	18	Mosier, John (TE) Kansas.....	88	72
McPhail, Buck (RB) Oklahoma.....	31	53	Moss, Roland (RB, TE) Toledo.....	44	69
McQuaid, Dan (OL) UNLV.....	60	88	Moss, Zack (RB) Utah.....	21	22-23
Meadows, Adam (T) Georgia.....	73	97-03	Moss, Zefross (T) Alabama St.....	73	89-94
Melvin, Rashawn (CB) Northern Illinois.....	30	16-17	Moten, Adrian (LB) Maryland.....	57	11
Memmelaar, Dale (G) Wyoming.....	67	66-67	Mount, Deiontrez (LB) Louisville.....	48	16



HISTORY

Mrosko, Bob (TE) Penn State.....	88	91	Olsen, Seth (G) Iowa.....	73	11-12
Muhammad, Al-Quadin (DE) Miami (Fla.).....	97	18-21	Olubi, Segun (LB) San Diego State.....	50	22-23
Muhammad, Mustafah (DB) Fres. St.....	21/31	99-00	O'Neal, Calvin (LB) Michigan.....	51	78
Muir, Dan (DT) Kent State.....	90	08-11	O'Neal, Robert (DB) Clemson.....	32	93-94
Muamba, Henoc (LB) St. Francis Xavier.....	51	14	*O'Neil, Keith (LB) N. Arizona.....	53	05-06
Mumphord, Lloyd (CB) Texas So.....	42	75-78	Ontko, Bob (LB) Penn State.....	51	87
*Mungro, James (RB) Syracuse.....	23	02-06	Orduna, Joe (RB) Nebraska.....	37	74
Munsey, Nelson (CB) Wyoming.....	31	72-77	Orlovsky, Dan (QB) Connecticut.....	6	11
Murphy, Rob (G) Ohio State.....	61	02	*Orr, Jimmy (E) Georgia.....	28	61-70
Murray, Dan (LB) E. Stroudsburg St.....	52	89	Orvis, Herb (DT) Colorado.....	88	79-81
Murray, Walter (WR) Hawaii.....	86	86-87	O'Steen, Dwayne (DB) San Jose St.....	35	82
Murtha, Greg (T) Minnesota.....	78	82	Ours, Wes (FB) W. Virginia.....	44	01
*Mutscheller, Jim (E) Notre Dame.....	84	54-61	Overton, Matt (LS) W. Washington.....	45	12-16
Myers, Bob (T) Ohio St.....	79	55	Owens, Luke (T) Kent St.....	72	57
*Myhra, Steve (LB, K) N. Dakota.....	65	57-61	Owens, R.C. (E) Coll. Of Idaho.....	27	62-63
Myslinski, Tom (OL) Tennessee.....	67	98	Ozdowski, Mike (DE) Virginia.....	51/71	78-81
Nagle, Browning (QB) Louisville.....	18	94	Padjen, Gary (LB) Arizona St.....	60/90	82-84, 87
Naposki, Eric (LB) Connecticut.....	51	89	Pagel, Mike (QB) Arizona St.....	18	82-85
Neal, Dan (C) Kentucky.....	50	73-74	Painter, Curtis (QB) Purdue.....	7	09-11
Neal, Leon (RB) Washington.....	20	96-97	Palmer, Nathan (WR) N. Illinois.....	10	12
*Nelson, Andy (DB) Memphis St.....	80	57-63	Pankey, Irv (T) Penn State.....	75	91-92
*Nelson, Dennis (T) Illinois State.....	68	70-74	Paris, William (OL) Michigan.....	79	91
Nelson, Jim (LB) Penn State.....	57	03-04	Parker, Anthony (DB) Arizona St.....	43	89
Nelson, Kyle (TE) New Mexico State.....	48	21	*Parker, Jim (T/G) Ohio State.....	77	57-67
Nelson, Quenton (G) Notre Dame.....	56	18-23	Parker, Steve (DE) E. Illinois.....	78	83-84
Nettles, Doug (CB) Vanderbilt.....	30	74-79	Parrish, James (OL) Temple.....	75	93
Nevis, Drake (DT) LSU.....	94	11-12	Parry, David (DT) Stanford.....	54	15-16
*Newsome, Billy (DE) Grambling.....	81	70-72	Pascal, Zach (WR) Old Dominion.....	14	18-21
Newsome, Jonathan (LB) Ball State.....	91	14-15	Patera, Jack (LB) Oregon.....	61	55-57
Newton, Jim (OT) Utah State.....	69	03	Pathon, Jerome (WR) Washington.....	86	98-01
Newton, Mike (DB) Buffalo.....	38	10	Patmon, Dezmon (WR) Washington St.....	85/10	20-22
Ngakoue, Yannick (DE) Maryland.....	91	22	Patrick, Garin (OL) Louisville.....	64/68	95-97
Nichols, Ricky (WR) East Carolina.....	80	85	Patten, Joel (T) Duke.....	65	87-88
*Nichols, Robbie (LB) Tulsa.....	52	70-71	Patterson, Eric (CB) Ball State.....	41	15
Nicks, Hakeem (WR) North Carolina.....	14	14	Paye, Kwity (DE) Michigan.....	51	21-23
Nixon, Xavier (T) Florida.....	71	13-14	Pear, Dave (DT) Washington.....	65	75
Noble, James (WR) S.F. Austin.....	87	87	Pearson, Preston (RB) Illinois.....	26	67-69
Noga, Al (DE) Hawaii.....	99	94	Peguense, Willis (DE) Miami.....	96	92-93
Nottingham, Don (RB) Kent St.....	48	71-73	Peko, Kyle (DT) Oregon State.....	76	19
Novak, Ken (DT) Purdue.....	74	76-77	Peko, Tupe (C/G) Michigan State.....	56	02-04
*Nowatzke, Tom (RB) Indiana.....	34	70-72	*Pellington, Bill (LB) Rutgers.....	36/65	53-64
Nugent, Terry (QB) Colo. State.....	14	87	Pelton, Mike (DL) Auburn.....	99	95
Nunn, Freddie Joe (DE) Miss.....	93	94-96	Pender, David (DB) Purdue.....	34	10
Nussmeier, Doug (QB) Idaho.....	10	98	Pendleton, Jeris (DL) Ashland.....	61	13
*Nutter, Buzz (C) VPI.....	50	54-60, 65	Pepper, Gene (G) Mississippi.....	60	54
Nwokorie, Chukie (DE) Purdue.....	91	99-02	Perkins, Bruce (RB) Arizona State.....	34	91
Nyers, Dick (B) Indiana Central.....	21/80	56-57	*Perkins, Ray (WR) Alabama.....	27	67-71
Oatis, Victor (WR) N.W. Louisiana.....	84	83	Perry, Joe (RB) Compton CC (CA).....	34	61-62
*O'Brien, Jim (K, WR) Cincinnati.....	80	70-72	Perry, Josh (OLB) Ohio State.....	49	17
O'Dell, Stu (LB) Indiana.....	55	78	Perryman, Jim (DB) Milikin.....	43	87
Odenigbo, Ifeadi (LB) Northwestern.....	59	22	Person, Mike (C) Montana State.....	72	17
Odeyingbo, Dayo (DE) Vanderbilt.....	54	21-23	Peter, Christian (DT) Nebraska.....	97	01
Odum, Cliff (LB) Texas-Arlington.....	49/93	82-89	Petersen, Ted (T) Eastern Illinois.....	71	84
Odum, George (S) Central Arkansas.....	30	18-21	Peterson, Gerald (T) Texas.....	76	56
Ogletree, Drew (TE) Youngstown State.....	85	23	Peterson, Mike (LB) Florida.....	52	99-02
Ojinnaka, Quinn (T) Syracuse.....	69	11	Petrowski, Jamie (TE) Indiana St.....	80	08
Okereke, Bobby (LB) Stanford.....	58	19-22	Petties, Neal (E) San Diego St.....	84	64-66
Okine, Earl (DE) Florida.....	95	15	Phillips, Carroll (DE) Illinois.....	59	18
Oldham, Ray (S) Mid. Tenn. St.....	25	73-77	Phillips, Ryan (LB) Idaho.....	56	01
Olds, Bill (RB) Nebraska.....	38	73-75	Phillips, Shawn (LB) Purdue.....	55	14
Olive, Bobby (WR) Ohio State.....	16/18	95-96	Pierce, Alec (WR) Cincinnati.....	14	22-23
Oliver, Hubert (FB) Arizona.....	30	86	Pierson, Pete (T) Washington.....	69	02
Olsen, Hans (DT) BYU.....	67	01	Pinkney, Reggie (DB) E. Carolina.....	37	79-81



HISTORY

Pinter, Danny (G) Ball State.....	63	20-23	Reese, Guy (T) SMU.....	75	64-65
Pipkins, Lenzy (CB) Oklahoma State.....	37	18	*Reid, Darrell (DT) Minnesota.....	95	05-08
Pitcock, Quinn (DT) Ohio State.....	97	07	*Reid, Dexter (DB) N. Carolina.....	36	05-06
Pittman, Charlie (RB) Penn St.....	42	71	Reid, Spencer (LB) BYU.....	56	99
Pittman Jr., Michael (WR) USC.....	11	20-23	Reitz, Joe (G) W. Michigan.....	76	11-16
Plantz, Ron (OL) Notre Dame.....	67	87	Remo, Roger (LB) Syracuse.....	90	87
Plummer, Bruce (DB) Miss. St.....	23	89	Renfro, Dean (B) N. Texas St.....	20	55
Plummer, Chad (WR) Cincinnati.....	16/87	99-00	*Ressler, Glenn (G) Penn State.....	62	65-74
*Plunkett, Sherm (T) Md. St.....	79	58-60	Rhodes, Danny (LB) Arkansas.....	56	74
Pollak, Mike (G) Arizona State.....	78	08-11	*Rhodes, Dominic (RB) Midwest St.....	30/33/38	01-06, 08, 10
Pollard, Marcous (TE) Bradley.....	81	95-04	Rhodes, Luke (LB/LS) William & Mary.....	46	16-23
Poole, Barney (E) Army, Miss.....	83	53	Rhodes, Xavier (CB) Florida State.....	27	20-21
Poole, Tyrone (DB) Fort Valley St.....	38	98-00	Rhyne, Forrest (LB) Villanova.....	47	22
Pope, Kendall (LB) Florida State.....	55	04	Rice, Simeon (DE) Illinois.....	78	07
Porter, Ricky (RB) Slippery Rock, Pa.....	20	83	Richard, Jamey (C) Buffalo.....	61	08-11
Porter, Ron (LB) Idaho.....	55	67-69	Richardson, Anthony (QB) Florida.....	5	23
Porter, Tracy (WR) LSU.....	87	83-84	*Richardson, Jerry (E) Wofford.....	87	59-60
Potts, Roosevelt (RB) NE Louisiana.....	35/42	93-97	Richardson, Mike (DB) Notre Dame.....	37	10
Powell, Carl (DL) Louisville.....	92	97	Richardson, Trent (RB) Alabama.....	34	13-14
Powers, Sheldon (DB) Auburn.....	25	09-12	Richardson, Willie (WR) Jackson St.....	87	63-69, 71
Prater, Shaun (CB) Iowa.....	26	15	Ricketts, Tom (G) Pittsburgh.....	68	92
Pratt, Robert (G) N. Carolina.....	61	74-81	Rideaux, Darrell (DB) USC.....	38	03
*Preas, George (T) VPI.....	60	55-65	Ridder, Tim (T) Notre Dame.....	72	00-01
Price, D'Vonte (RB) Florida International.....	27	22	Ridgeway, Hassan (DT) Texas.....	91	16-18
Price, Sheldon (CB) UCLA.....	40	15	Riley, Butch (LB) Texas A&I.....	54	69
*Pricer, Billy (RB) Oklahoma.....	31	57-60	Riley, Eugene (TE) Ball State.....	87	90
Prior, Mike (DB) Illinois State.....	39	87-92	Rison, Andre (WR) Michigan St.....	85/87	89
*Proehl, Ricky (WR) Wake Forest.....	11	06	Rivers, Philip (QB) N.C. State.....	17	20
Pruitt, James (WR) Cal. St.-Ful.....	49/86	88-89	Roberg, Matt (TE) Idaho.....	85	02
Pryor, Matt (G/T) TCU.....	69	21-22	Robinson, Charles (G) Morgan St.....	66	54
Pugh, David (DT) Virginia Tech.....	95	02-03	Robinson, Freddie (DB) Alabama.....	47	87-88
Purifoy Loucheiz (CB) Florida.....	23	14	Robinson, Gijon (TE) Mo. West St.....	47	08-10
Pyatt, Brad (WR) N. Colorado.....	84	03-04	Robinson, Glenn (DE) Oklahoma St.....	71	75
Pyle, Palmer (G) Michigan St.....	62	60-63	Robinson, Josh (RB) Mississippi St.....	34	15
Quarles, Kelcy (DT) South Carolina.....	73	14	Robinson, Patrick (CB) Florida State.....	25	16
Quinn, Mike (QB) S.F. Austin.....	11	98	Robinson, Roderick (QB) Ark.-PB.....	8	01
Raba, Bob (TE) Maryland.....	85	80	Roby, Courtney (WR) Indiana.....	10	08
Radachowsky, George (DB) Boston Col.....	21	84-85	Rochell, Isaac (DE) Notre Dame.....	91	21
Radecic, Scott (LB) Penn St.....	52/97	90-95	Rodgers, Amari (WR) Clemson.....	3	23
Radosevich, George (C) Pitt.....	52/72	54-56	Rodgers Sr., Isaiah (CB) Massachusetts.....	34	20-22
Raiff, Jim (G) Dayton.....	60	54	Rogers, Chester (WR) Grambling State.....	80	16-19
Raimann, Bernhard (T) Central Michigan.....	79	22-23	Rogers, Da'Rick (WR) Tennessee Tech.....	16	13
Rainey, Chris (RB) Florida.....	25	13	Rogers, Nick (DE) Georgia Tech.....	97	04
Ramsey, LaJuan (DT) Southern Cal.....	99	08	Rogers, Ron (LB) Georgia Tech.....	51	98
Ramsey, Tom (QB) UCLA.....	14	89	Rowe, David (DT) Penn State.....	74	78
Randle, Tate (CB) Texas Tech.....	35	83-86	Royal, Andre (LB) Alabama.....	56	98
Randolph, Thomas (DB) Kansas St.....	27	99	Rucker, Chris (DB) Michigan St.....	36	11
Ransdell, Bill (QB) Kentucky.....	9	88	Rudnick, Tim (DB) Notre Dame.....	43	74
Ratigan, Brian (LB) Notre Dame.....	52	94	*Rushing, T.J. (DB) Stanford.....	20/34	06-09
Readd, Keiwan (DB) Florida.....	31/35	07-08	Ryan, Matt (QB) Boston College.....	2	22
Ray, John (OL) West Virginia.....	68	93	Rypien, Mark (QB) Wash. State.....	16	01
Raymond, Gerry (G) Boston Col.....	63	82	Saar, Brad (LB) Ball State.....	59	87
Rayner, Dave (K) Michigan State.....	16	05	Salisbury, Sean (QB) USC.....	8/13	87
*Reagor, Montae (DT) Texas Tech.....	90	03-06	Sally, Jerome (NT) Missouri.....	76	87
*Rechichar, Bert (DB/K) Tenn.....	44	53-59	Salter, Bryant (DB) Pittsburgh.....	46	76
Redd, Glen (LB) BYU.....	58	86	*Sample, John (DB) Maryland St.....	44/47	58-60
Redding, Cory (DE) Texas.....	90	12-14	Sanchez, Rigoberto (P) Hawaii.....	2/8	17-23
Redmond, Adam (G) Harvard.....	61	17	*Sanders, Bob (DB) Iowa.....	21	04-10
Redmon, Will (S) Mississippi State.....	29	21	Sanders, Glen (LB) Louisiana Tech.....	58	95
Reece, Geoff (C) Washington St.....	50	78	*Sandusky, Alex (G) Clarion.....	68	54-66
Reed, Chris (G) Minnesota State-Mankato.....	62	21	*Sanford, Leo (C) Louisiana Tech.....	55	58
Reed, David (WR) Utah.....	85	13	Sankey, Darnell (LB) Sacramento State.....	48	17
Reed, Mark (QB) Moorhead St, Minn.....	8	83	Santi, Tom (TE) Virginia.....	86	08-09



HISTORY

Sapp, Jerome (DB) Notre Dame.....	38	04-05	Smith, Braden (T) Auburn.....	72	18-23
Satele, Samson (C) Hawaii.....	64	12-13	*Smith, Bubba (DE) Michigan St.....	78	67-71
Satterwhite, Howard (WR/KR) Sam Houston St.....	28	77	Smith, Byron (DE) California.....	91	84-85
*Saturday, Jeff (C) North Carolina.....	63	99-11	Smith, Ed (LB) Vanderbilt.....	52	80-81
Saul, Bill (LB) Penn State.....	50	62-63	Smith, Detron (RB) Texas A&M.....	39/42	02-03
Saunders, Weslye (TE) S. Carolina.....	85	12-14	Smith, D'Joun (CB) Florida Atlantic.....	30	15
Sauter, Cory (QB) Minnesota.....	11/16	02-03	Smith, Holden (WR) California.....	84	82
Schlichter, Art (QB) Ohio State.....	10	82, 84-85	*Smith, Hunter (P) Notre Dame.....	17	99-08
Schmiesing, Joe (DT/DE) N.M. St.....	75	73	Smith, Ollie (WR) Tennessee St.....	80	73-74
*Schobel, Bo (DE) TCU.....	64	06	Smith, Phil (WR) San Diego St.....	86	83-84
Schultz, William (OL) USC.....	74	90-93	Smith, Taj (WR) Syracuse.....	10	10
Scioli, Brad (DE) Penn State.....	99	99-04	Smith, Tevaun (WR) Iowa.....	17	16
Sciuolo, Steve (G) Marshall.....	74	03	Smith, Thomas (DB) N. Carolina.....	21	01
Scott, Chris (DE) Purdue.....	95	84-85	Smith, Tremon (CB) Central Arkansas.....	35	20
Scott, Freddie (WR) Amherst.....	86	74-77	Smith, Zeke (LB) Auburn.....	61	60
Scott, Freddie (WR) Penn State.....	15	98	Smolinski, Mark (B) Wyoming.....	32	61-62
*Scott, Jake (G) Idaho.....	73	04-07	*Snow, Justin (TE) Baylor.....	48	00-11
Sendejo, Andrew (S) Rice.....	42	21	Snyder, Pat (OL) Purdue.....	57	91
Senn, Jordan (LB) Portland State.....	51	08-09	Sokoli, Kristjan (DE) Buffalo.....	46	16
Sermon, Trey (RB) Ohio State.....	27	23	Solt, Ron (G) Maryland.....	66	84-88, 92
Session, Clint (LB) Pittsburgh.....	55	07-10	*Sommer, Mike (RB) George Wash.....	26	59-61
Sharkey, Ed (G) Duke, Nevada.....	64	53	*Sorgi, Jim (QB) Wisconsin.....	12	04-09
*Shaw, George (QB) Oregon.....	14	55-58	Sowell, Bradley (T) Mississippi.....	60	12
Shello, Kendel (DL) Southern.....	97	96-98	Speed, Ameer (CB) Michigan State.....	37	23
Sheard, Jabaal (DE) Pittsburgh.....	93	17-19	Speed, E.J. (LB) Tarleton State.....	45	19-23
Sheppard, Kelvin (LB) LSU.....	52	13	Spence, Sean (ILB) Miami (Fla.).....	55	17
*Sherer, Dave (E) SMU.....	86	59	Speyrer, Cotton (WR) Texas.....	28	72-74
Sherwin, Tim (TE) Boston Col.....	83	81-87	*Spinney, Art (G) Boston College.....	63/81	53-60
Shields, Burrell (B) John Carroll.....	31	55	Stablein, Brian (WR) Ohio St.....	86	94-97
Shields, Lebron (G) Tennessee.....	73	60	Stallworth, Taylor (DT) South Carolina.....	76/95	20-21
Shields, Paul (RB) Arizona.....	39	99-00	Stanback, Harry (DE) N. Carolina.....	93	82
Shinners, John (G) Xavier.....	64	72	*Standeford, John (WR) Ohio St.....	84	06
*Shinnick, Don (LB) UCLA.....	66	57-68	Stargell, Tonny (DB) Tenn. State.....	45	92-93
Shipley, A.Q. (C) Penn State.....	62	12, 14	Stark, Rohn (P) Florida State.....	3	82-94
Shiver, Sanders (LB) Carson-Newman.....	54	76-83	Staysniak, Joe (T) Ohio State.....	79	92-95
Shlapak, Boris (K) Michigan State.....	2	72	Stevens, Howard (RB) Louisville.....	27	75-77
Shoulders, Darin (T) Tulane.....	64	91	Steward, Jason (DT) Fresno St.....	68	04-05
Shula, David (WR) Dartmouth.....	85	81	Stewart, Grover (DT) Albany State.....	90	17-23
Shula, Don (DB) John Carroll.....	25	53-56	Stith, Shyrone (RB) Va. Tech.....	30	01-02
Siani, Mike (WR) Villanova.....	45	78-80	Stock, Mark (WR) VMI.....	10/15	96
Sills, Josh (G) Oklahoma State.....	65	23	*Stokley, Brandon (WR) SW La.....	83	03-06
Silva, Jamie (DB) Boston College.....	40	08-09	Stone, Avatus (B) Syracuse.....	41	58
Simmons, Dave (LB) N. Carolina.....	60/96	82	Stonebreaker, Steve (LB) Detroit.....	31	64-66
Simmons, John (CB) SMU.....	41	87	Stover, Matt (K) Louisiana Tech.....	3	09
Simmons, Stacey (WR) Florida.....	85	90	Strachan, Mike (WR) Charleston.....	17	21-22
Simmons, Tony (WR) Wisconsin.....	14	01	Street, Devin (WR) Pittsburgh.....	81	16
*Simon, Corey (DT) Florida State.....	97	05-06	Streeter, George (DB) Notre Dame.....	46	90
Simon, John (OLB) Ohio State.....	51	17	Strickland, Donald (DB) Colorado.....	30	03-05
Simonini, Ed (LB) Texas A&M.....	56	76-81	Strock, Don (QB) Virginia Tech.....	12	89
Simonson, Dave (T) Minnesota.....	60	74	Strofolino, Mike (LB) Villanova.....	51	65
Simpson, Chad (RB) Morgan St.....	35	08-09	Stuard, Grant (LB) Houston.....	41	22-23
*Simpson, Jack (B) Florida.....	41	58-60	Studebaker, Andy (LB) Wheaton.....	58	13-15
Sims, Ernie (LB) Florida State.....	35	11	*Stukes, Charles (DB) Md. St.....	47	67-72
Sims, Marvin (RB) Clemson.....	39	80-81	Stynchula, Andy (T) Penn State.....	83	66-67
Sims, Thomas (DL) Pittsburgh.....	92	93-94	*Sullivan, Dan (G,T) Boston Col.....	71	62-72
Sims, Tommy (S) Tennessee.....	45	86	Swoope, Craig (DB) Illinois.....	26	87-88
Sinnot, John (T) Brown.....	79	82	Swoope, Erik (TE) Miami (Fla.).....	86	15-16, 18
Siragusa, Tony (NT) Pittsburgh.....	98	90-96	Sword, Sam (LB) Michigan.....	98	00-02
Stauson, Matt (G) Nebraska.....	68	18	*Szymanski, Dick (C/LB) Notre Dame.....	52	55, 57-68
Slutzker, Scott (TE) Iowa.....	84	96-97	Tabor, Tom (DT) Baylor.....	76	82
Small, Torrance (WR) Alcorn State.....	87	98	Taliaferro, George (B) Indiana.....	20	53-54
Smedley, Eric (DB) Indiana.....	40	99	Tamme, Jacob (TE) Kentucky.....	84	08-11
*Smith, Billy Ray (T) Ark.....	74/83	61-62, 64-70	*Taseff, Carl (B) John Carroll.....	23	53-61



HISTORY

Tate, David (DB) Colorado.....	49	94-97	*Ulrich, Matt (G) Northwestern.....	69	05-06
Taylor, David (T) Catawba.....	64	73-79	*Ungas, John (QB) Louisville.....	19	56-72
Taylor, Hosea (DE) Houston.....	90	81, 83	*Utecht, Ben (TE) Minnesota.....	47/86	04-07
Taylor, Jim Bob (QB) Georgia Tech.....	12	83	Utt, Ben (G) Georgia Tech.....	64	82-89
Taylor, Jonathan (RB) Wisconsin.....	28	20-23	Van Divier, Randy (T) Washington.....	79	81
Taylor, Keith (DB) Illinois.....	27	88-91	Van Duyne, Bob (G) Idaho.....	67	74-80
Taylor, Shakial (CB) Kansas.....	47	19	Vance, Eric (DB) Vanderbilt.....	37	02
Teichelman, Lance (DL) Texas A&M.....	99	94	Vander Laan, Jason (TE) Ferris State.....	45	17
Tell III, Marvell (CB) USC.....	39	19-21	Vander Poel, Mark (T) Col.....	72/75	91-92
Tepper, Mike (G) California.....	67	11	Vanderbeek, Matt (LB) Mich. St.....	58	90-92
Teveseu, Martin (NT) UNLV.....	68	12	Vanderjagt, Mike (K) W. Va.....	12/13	98-05
Thomas, Ahmad (LB) Oklahoma.....	54	18	Varga, Tyler (RB) Yale.....	38	15
Thomas, Donald (G) Connecticut.....	66	13	Varty, Mike (LB) Northwestern.....	51	75
Thomas, Jaimie (G) Maryland.....	73	10	Vaughn, Cassius (CB) Mississippi.....	32	12-13
Thomas, Jesse (B) Mich. St.....	40/41	55-57	Vaughn, Chip (DB) Wake Forest.....	49	10
*Thomas, Josh (DE) Syracuse.....	91	04-09	Veldheer, Jared (T) Hillsdale.....	65	20, 23
Thomas, Josh (CB) Buffalo.....	35	15	Venuto, Jay (DB) Wake Forest.....	14	81
Thomas, Kevin (DB) USC.....	21	11	Venzke, Patrick (T) Idaho.....	65	04
Thomas, Mark (DL) N. Car. St.....	75/90	98-01	Verdin, Clarence (WR) SW Lou.....	83	88-93
Thomas, Marquise (LB) Miss.....	94	93	Vessels, Billy (RB) Oklahoma.....	21	56
Thomas, Ratcliff (LB) Maryland.....	51/55	98-00	Vickers, Kipp (OL) Miami.....	71	93-97
Thomas, Spencer (DB) Washburn.....	46	76	*Vinatieri, Adam (K) S. Dakota St.....	4	06-19
Thomas II, Rodney (S) Yale.....	25	22-23	Virkus, Scott (DE) San Fran. CC.....	94	84-85
Thompson, Arland (G) Baylor.....	67	82	*Vogel, Bob (T) Ohio St.....	72	63-72
Thompson, Aundra (WR) E. TX. St.....	21	83	Von der Ahe, Scott (LB) Arizona St.....	51	97
Thompson, Don (DE) Richmond.....	83	62-63	*Volk, Rick (DB) Michigan.....	21	67-75
Thompson, Donnel (LB/FB) Wisc.....	47/5	01-03	Vollers, Kurt (T) Notre Dame.....	60	05
Thompson, Donnell (DE) N.Carolina.....	99	81-91	Vujnovich, Jeremy (T/G) Louisiana College.....	67	16-17
Thompson, Norm (DB) Utah.....	43	77-79	Waechter, Henry (DE) Nebraska.....	71	83-84
Thompson, Ricky (WR) Baylor.....	88	76-77	Walczak, Mark (TE) Arizona.....	83/84	87
Thornton, David (LB) N. Carolina.....	50	02-05	Walden, Erik (LB) Middle Tennessee State.....	93	13-16
Thornton, Hugh (G) Illinois.....	69	13-15	Walker, Anthony (LB) Northwestern.....	50/54	17-20
Thornton, Reggie (WR) Bowl. Green.....	86	91	Walker, Joe (DB) Nebraska.....	20	02
Thorpe, Don (NT) Illinois.....	62/78/96	87-88	Walker, Tony (LB) SE Mo. St.....	92	90-93
Thorpe, Craphonso (WR) Florida St.....	13	07	Wallace, Jackie (S) Arizona.....	20	75-76
*Thurston, Fred (G) Valparaiso.....	64	58	Walls, Raymond (DB) So. Miss.....	42	01
Tipton, Zurlon (RB) Central Michigan.....	37	14-15	Walsh, Steve (QB) Miami.....	4	99
Togiai, Noah (TE) Oregon State.....	86	20	Walters, Troy (WR) Stanford.....	86	02-05
Toler, Greg (DB) St. Paul's College.....	28	13-15	Ward, Jihad (DT) Illinois.....	51	18-19
Tolzien, Scott (QB) Wisconsin.....	16	16-17	Ward, Jim (QB) Gettysburg.....	16	67-69
Tomberlin, Pat (T) Florida St.....	68	89-90	Warren, Lamont (RB) Colorado.....	21	94-98
Toner, Ed (RB) Boston Col.....	28/44	92-94	Washington, Charles (DB) Cameron.....	46	89
Tongue, Marco (CB) Bowie St.....	46	83	Washington, Joe (RB) Oklahoma.....	20	78-80
Torretta, Gino (QB) Miami.....	2	97	Washington, Marcus (LB) Auburn.....	53	00-03
Toth, Zollie (RB) LSU.....	36	53-54	Washington, Ronnie (LB) NE Lou.....	57	89
Toudouze, Michael (T) TCU.....	75	07-11	Watts, Damon (DB) Indiana.....	36	94-97
Townsend, Deshea (DB) Alabama.....	23	10	*Wayne, Reggie (WR) Miami.....	87	01-14
Travis, Ross (TE) Penn State.....	43	17, 19	*Weathers, Clarence (WR) Del. St.....	85	89
Trent, Morgan (DB) Michigan.....	26	11	Webb, J'Marcus (T) West Texas A&M.....	61/73	18, 20
Triplett, Nate (LB) Minnesota.....	54	10-11	Welch, Jim (B) SMU.....	46	60-67
Triplett, Larry (DT) Washington.....	75	02-05	Wells, Mike (DT) Iowa.....	95	01
Troup, Bill (QB) S. Carolina.....	12	74, 76-78	Welsh, Jonathan (DE) Wisconsin.....	99	05
Trudeau, Jack (QB) Illinois.....	10	86-93	Wentz, Carson (QB) North Dakota State.....	2	21
Tryon, Justin (DB) Arizona St.....	20	10-11	Werner, Bjoern (LB) Florida State.....	92	13-15
Tuinei, Van (DL) Arizona.....	96	98	West, Derek (T) Colorado.....	72	95-97
Tullis, Willie (CB) Troy State.....	42	87-88	Westerman, Jamaal (RB) Rutgers.....	97	12
Tupa, Tom (QB) Ohio State.....	7	92	Whalen, Griff (WR) Stanford.....	17	12-15
Turay, Kemoko (DE) Rutgers.....	57	18-21	Wheeler, Philip (LB) Ga. Tech.....	50	08-11
Turbin, Robert (RB) Utah State.....	33	16-18	White, Blair (WR) Michigan St.....	15	10-11
Turner, Bake (E) Texas Tech.....	30	62	White, Bob (B) Stanford.....	25	55
Turner, Floyd (WR) N.W. Lou.....	85/88	94-95	White, Brad (DT) Tennessee.....	92	84-85
Turner, Ricky (QB) Wash. State.....	12	88	White, D.J. (CB) Georgia Tech.....	37	17
Ugoh, Tony (T) Arkansas.....	67	07-09	White, Stan (LB) Ohio State.....	53/54	72-79



HISTORY

White, Will (DB) Florida.....	21	93	Wright, Steve (T) Northern Iowa.....	73	83-84
Whitehurst, Charlie (QB) Clemson.....	6	15	Wright, Terry (DB) Temple.....	27/40	87-88
Whiteside, Keyon (LB) Tenn.....	52	03-04	Ya-Sin, Rock (CB) Temple.....	34/26	19-21
Whittington, Bernard (DE) Indiana.....	95	94-00	Yeboah-Kodie, Phil (LB) Penn St.....	57	96
Widell, Doug (G) Boston College.....	64	96-97	Yohn, Dave (C) Gettysburg.....	51	62
Wiegmann, Casey (OL) Iowa.....	68	96	Young, Anthony (DB) Temple.....	37	85
Wiggins, Jermaine (TE) Georgia.....	85	02	Young, Buddy (B) Illinois.....	22	53-55
Wilcox, J.J. (S) Georgia Southern.....	37	18	Young, Dave (TE) Purdue.....	81/86	83-84
Wilkerson, Daryl (DE) Houston.....	92	81	Young, Dick (B) Chattanooga.....	24/31	55-56
Wilkins, Jordan (RB) Mississippi.....	20/29	18-22	Young, Fredd (LB) New Mex. St.....	56	88-90
*Wilkins, Terrence (WR) Virginia.....	10/80	99-01, 03, 06	Zabel, Steve (LB) Oklahoma.....	58	79
Williams, Brandon (TE) Oregon.....	85	17	Zbikowski, Tom (S) Notre Dame.....	28	12
Williams, Chad (WR) Grambling State.....	11	19	Zgonina, Jeff (DL) Purdue.....	90	98
Williams, Chris (DT) Wagner.....	66/95	21-22			
Williams, Duke (S) Nevada.....	31	16			
Williams, Frankie (CB) Purdue.....	37	16			
Williams, John (RB) Wisconsin.....	40	87			
*Williams, John (G) Minnesota.....	75	68-71			
Williams, Jonathan (RB) Arkansas.....	39/33	18-19			
Williams, Josh (DT) Michigan.....	96	00-05			
Williams, Kendall (CB) Arizona St.....	44	83			
Williams, Kerwynn (RB) Utah State.....	37	13			
Williams, Kevin (WR) USC.....	21	81			
Williams, Newton (RB) Arizona St.....	39	83			
Williams, Oliver (WR) Illinois.....	86	85-86			
Williams, Payton (DB) Fresno St.....	28	00			
Williams, Ricky (RB) Texas Tech.....	35	02-03			
Williams, Sid (LB) Southern.....	64	68			
Williams, Steve (DT) Western Car.....	74	74			
Williams, Teddy (CB) Texas-San Antonio.....	21	12			
Williams, Trey (RB) Texas A&M.....	40	15			
Williams, Vaughn (DB) Stanford.....	40	84			
Williams, Warren (RB) Miami.....	44	93			
Willis, Khari (S) Michigan State.....	37	19-21			
Willy, Drew (QB) Buffalo.....	16	09			
Wilson, Abu (RB) Utah State.....	37	98			
Wilson, Butch (E) Alabama.....	86	63-67			
Wilson, Jamie (OL) Marshall.....	71	99			
Wilson, Quincy (CB) Florida.....	31	17-19			
Wilson, Tavon (S) Illinois.....	31	20			
Wilmot, Trevor (LB) Indiana.....	96	95			
Windauer, Bill (DT) Iowa.....	65	73-74			
Windsor, Rob (DT) Penn State.....	93	20			
Winfree, Juwann (WR) Colorado.....	9	23			
Wingate, Elmer (E) Maryland.....	84/89	53			
Winkler, Jim (T) Texas A&M.....	76/79/84	53			
Winn, Billy (DT) Boise State.....	99	15			
Winter, Blaise (DE) Syracuse.....	96	84			
Wisniewski, Leo (NT) Penn St.....	69	82-84			
Wolford, Will (T) Vanderbilt.....	67	93-95			
Womble, Royce (RB) N. Texas St.....	26	54-57			
Wonsley, George (RB) Miss. St.....	34	84-88			
Wood, Mike (K) S.E. Missouri.....	16	81-82			
Woods, Antwaun (DT) USC.....	96	21			
Woods, Al (NT) LSU.....	99	17-18			
Woods, Jelani (TE) Virginia.....	80	22			
Woods, Mike (LB) Cincinnati.....	59	79-81			
Wooten, Tito (DB) NE Louisiana.....	28	99			
Workman, Vince (RB) Ohio State.....	46	95-96			
Worsley, Victor (LB) North Carolina.....	51	07			
*Wright, George (DT) Houston.....	60/74	70-71			
Wright, Johnnie (RB) S.C.-Col.....	38	82			
Wright, Keith (DL) Missouri.....	97	04			



HISTORY

The following players and coaches were members of the Baltimore Colts teams that played in the All American Football Conference and then in the NFL during the 1947-1950 seasons.

COACHES

Campofreda, Nick – W. Md. 1947	Edmonds, Don – Indiana 1947	Miner, Wayne – Notre Dame 1950
Conkright, Bill – Oklahoma 1949	Hewlett, Andy – Davidson 1947	O'Rourke, Charlie. – Boston College ... 1949
Crow, Clem – Notre Dame 1950	Hunt, Joel – Texas A&M 1947	Pirro, Rocco – Catholic U 1950
Defilippo, Lou – Fordham 1948	Isbell, Cecil – Purdue 1947-49	Stidham, Tom – Haskell 1947-48
Driskill, Walter – Colorado 1949	Michalske, Mike – Penn State 1949	Taylor, John – Ohio State 1947

PLAYERS

Akins, Frank (B) Washington St. 47	Leonard, Bill (E) Notre Dame 54	49
Artoe, Lee (T) Santa Clara, Calif. 44	Lio, Augie (G) Georgetown 37	47
Averno, Sisto (G) Muhlenberg College 31	Livingstone, Bob (B) Notre Dame 86	50
Baumgarten, Bill (E) Minnesota 29	Madar, Elmer (E) Michigan 53	47
Bechtol, Hub (E) Texas 57	Maggioli, Achille (B) Notre Dame 80	50
Beson, Warren (C) Minnesota 32	Marino, Vic (G) Ohio State 34	47
Berezney, Pete (T) Notre Dame 47	Maves, Earl (B) Wisconsin 48	48
Black, John (B) Mississippi State 85	Mayne, Lew (B) Texas 88	48
Blanda, George (QB) Kentucky 64	Mazzanti, Gino (B) Arkansas 28	50
Blandin, Ernie (T) Tulane 41	McCormick, Len (C) Baylor 28	48
Blount, Lamar (E) Mississippi St. 59	Meilus, John (T) Villanova 48	47-49
Brown, Hardy (LB) Tulsa 73	Mertes, Bus (B) Iowa 73	47-48
Buksar, George (B) Purdue, USF 77	Meyer, Gil (E) Wake Forest 55	47
Burk, Adrian (QB) Baylor 68	Mobley, Rudy (B) Hardin-Simmons 81	47
Campbell, Leon (B) Arkansas 78	Murray, Earl (G) Purdue 30	50
Case, Ernie (B) UCLA 67	Mutryn, Chet (B) Xavier 81	50
Castiglia, Jim (B) Georgetown 29	Nelson, Bob (C) Baylor 28	50
Coleman, Herb (C) Notre Dame 22/29	Nemeth, Steve (B) Notre Dame 48	47
Collins, Albin (B) LSU 88	Nolander, Don (C) Minnesota 22	47
Colo, Don (T) Brown 45	North, John (E) Vanderbilt 55	48-50
Cooper, Ken (C) Vanderbilt 33	Nowaskey, Bob (DE) Washington 52	48-50
Corley, Elbert (C) Mississippi State 82	Oristaglio, Bob (E) Penn 57	50
Cowan, Bob (C) Indiana 23	O'Rourke, Chas. (B) Boston Col. 66	48-49
Crisler, Hal (E) San Jose State 56	Owens, Jim (E) Oklahoma 59	50
Cure, Armand (B) Rhode Island 62	Page, Paul (B) SMU 88	49
Davis, Lamar (E) Ga. Tech. 51	Perina, Bob (B) Princeton 84	50
Dellerba, Spiro (B) Ohio State 71/77	Perpich, George (T) Georgetown 48	47
Donovan, Art (DT) Boston Col. 49/70	Pfohl, Bob (B) Purdue 85	48-49
Dudish, Andy (B) Georgia 88	Phillips, Mike (C) W. Maryland 21	47
Faunce, Everett (B) Minnesota 89	Poole, Oliver (E) Mississippi 54	48
Filchcock, Frank (B) Indiana 64	Prewitt, Felto (C) Tulsa 20	49
Fletcher, Arthur (E) Washburn 53	Rich, Herb (B) Vanderbilt 87	50
Fowler, Aubrey (B) Arkansas 80	Ruthstrom, Ralph (B) SMU 84	49
French, Barry (G) Purdue 35	Salata, Paul (E) USC 51	50
Galvin, John (B) Purdue 63	Schweder, John (G) Penn 37/66	50
Gambino, Lucien (B) Maryland 77/89	Schwenk, Bud (B) Wash. U. 40/64	47
Garrett, Bill (G) Miss. St. 30	Sidorik, Alex (T) Miss. St. 44	48-49
Getchell, Gorham (E) Temple 59	Sigurdson, Sig (E) Lutheran 56	47
Gillory, Byron (B) Texas 87	Simmons, Jack (G) Detroit 32	48
Grain, Ed (G) Penn 33/45	Sinkwich, Frank (B) Georgia 76	47
Grossman, Rex (B) Indiana 74	Smith, Joe (E) Texas Tech 56	48
Groves, George (G) Marquette 37	Spaniel, Frank (B) Notre Dame 85	50
Handley, Dick (C) Fresno State 24	Spavital, Jim (B) Okla. A&M 57	50
Hekkers, George (T) Wisconsin 44	Spinney, Art (G) Boston College 53	50
Higgins, Luke (G) Notre Dame 31/32/38	Spruill, Jim (T) Rice 46	48-49
Hillenbrand, Bill (B) Indiana 82	Stewart, Ralph (C) Missouri-N.D. 20	48
Jagade, Harry (B) Indiana 76	Stone, Bill (B) Bradley 82	49-50
Jenkins, Jon (T) Dartmouth 47	Sylvester, John (B) Temple 83	48
Jensen, Bob (E) Iowa State 54	Terrell, Ray (B) Mississippi 83	47
Jones, Ralph (E) Alabama 52	Tillman, Alonzo (C) Oklahoma 22	49
Kasap, Mike (T) Illinois 46	Tittle, Y.A. (QB) LSU 63	48-50
Kelly, Bob (B) Notre Dame 89	Trotchick, Ivan (B) St. Mary's 77	47
King, Ed (G) Boston College 34	Vacanti, Sam (B) Nebraska 67/69	48-49
Kingery, Wayne (B) LSU 80	Vardian, John (B) Ft. Pierce 87	47-48
Kissell, Vito (B) Holy Cross 72	Wedemeyer, Herman (B) St. Mary's 87	49
Klug, Ai (T) Marquette 38/41	Williams, Joel (C) Texas 22	50
Kodba, Joe (C) Purdue 28	Williams, Windell (E) Rice 53	48
Konetsky, Floyd (E) Florida 54	Wright, John (B) Maryland 71	47
Landrigan, Jim (T) Holy Cross-Dartmouth 59	Yokas, Frank (G) Great Lakes NTS 30	47
Leicht, Jake (B) Oregon 81	Zalejski, Ernie (B) Notre Dame 89	50
	Zorich, George (G) Northwestern 33	47



ALL-TIME JERSEY NUMBERS

Based on players with game participation or included on active game-day rosters. De-activated or inactive gameday players are included. Asterisk (*) denotes pre-1953 Colts

- 1 Matt Bryant, Parris Campbell, Josh Downs, Pat McAfee, Dan Miller (5)
- 2 Raul Allegre, Tim Brown, Brian Hoyer, Josh Johnson, Toni Linhart, D.J. Montgomery, Matt Ryan, Rigoberto Sanchez, Boris Shlapak, Gino Torretta, Carson Wentz (11)
- 3 Rodrigo Blankenship, Mike Cofer, Ethan Fernea, Joe Hamilton, Amari Rodgers, Rohn Stark, Matt Stover, Ryan Lindley (8)
- 4 Dean Biasucci, Mike Bragg, Sam Ehlinger, Jim Harbaugh, Adam Vinatieri, Steve Walsh (6)
- 5 Dean Biasucci, Travis Brown, Kerry Collins, Craig Colquitt, Josh Freeman, Stephen Gilmore, Blair Kiel, Chase McLaughlin, Steve Mike-Mayer, Anthony Richardson, Drew Stanton (11)
- 6 Ryan Allen, Michael Badgley, Jose Cortez, Matt Haack, Steve Jordan, Chad Kelly, Isaiah McKenzie, Dan Orlovsky, Charlie Whitehurst (9)
- 7 Jacoby Brissett, Craig Erickson, Matt Gay, Martin Gramatica, Rusty Hilger, Gary Hogeboom, Brock Huard, Danny Kirt, Bert Jones, Don Majkowski, Chase McLaughlin, Stephen Morris, Curtis Painter, Tom Tupa (14)
- 8 Shane Andrus, Chandler Harnish, Matt Hasselbeck, Mark Reed, Roderick Robinson, Sean Salisbury, Rigoberto Sanchez (7)
- 9 Jason Baker, Kerry Brady, Jacob Eason, Nick Foles, Mike Garrett, Mark Herrmann, Brad Kaaya, Bill Ransdell, Juwan Winfree (9)
- 10 Doug Brien, Wendell Davis, Bucky Ditts, Daurice Fountain, Martin Gramatica, David Humm, George Hunt, Kaipo McGuire, Gardner Minshew II, Donte Moncrief, Doug Nussmeier, Nathan Palmer, Dezmon Patmon, Courtney Roby, Art Schlichter, Taj Smith, Mark Stock, Jack Trudeau, Terrence Wilkins (19)
- 11 Donnie Avery, Quan Bray, Deon Cain, JaJuan Dawson, Bob Gagliano, Jeff George, Anthony Gonzalez, Ryan Grant, David Humm, Paul Justin, Greg Landry, Josh Lenz, Ed Luther, Kaipo McGuire, Jack Mildren, Michael Pittman Jr., Ricky Proehl, Mike Quinn, Cory Sauter, Chad Williams (20)

- 12 Kerwin Bell, Quan Cosby, Joe Ferguson, Jerry Golsteyn, Jim Harbaugh, DeMichael Harris, Rusty Hilger, Desmond Kitchens, Matt Kofler, Andrew Luck, Jim Sorgi, Don Strock, Jim Bob Taylor, Bill Troup, Ricky Turner, Mike Vanderjagt (16)
- 13 T.Y. Hilton, Kelly Holcomb, Sean Salisbury, Mike Vanderjagt (4)
- 14 Jess Atkinson, Cary Blanchard, Ed Brown, Marty Domres, Sam Giguere, Matt Hazel, Billy Joe Hobert, Lamar McHan, Hakeem Nicks, Terry Nugent, Zach Pascal, Alec Pierce, Tom Ramsey, George Shaw, Jay Venuto (15)
- 15 K.J. Brent, LaVon Brazill, Parris Campbell, Keke Coutee, Gary Cuzzo, Chris Doering, Phillip Dorsett, Jerry Golsteyn, Adam Herzing, Dontrelle Inman, Isaac Jones, Mike Kirkland, Earl Morrall, Freddie Scott, Tony Simmons, Mark Stock, Craphonso Thorpe, Blair White (18)
- 16 Josh Cribbs, Ashton Dulin, Marcus Johnson, Joey Kent, Bobby Olive, Chad Plummer, Dave Rayner, Da Rick Rodgers, Mark Rypien, Cory Sauter, Scott Tolzien, Jim Ward, Drew Willy, Mike Wood (14)
- 17 Kamar Aiken, Ray Brown, Chris Chandler, Austin Collie, Fred Enke, Devin Funchess, Chris Gardocki, Sam Havrilak, Steve Ishmael, Lamar McHan, Philip Rivers, Hunter Smith, Tevaun Smith, Mike Strachan, Griff Whalen (15)



Eugene Benhart, Ben Bronson, Cotton Davidson, Dick Flowers, Dick Horn, Nate Jaquet, Gary Kerkorian, Peyton Manning, Browning Nagle, Bobby Olive, Mike Pagan **RETIRED FOR PEYTON MANNING (11)**



Cotton Davidson, Jack DelBello, John Unitas **RETIRED FOR JOHN UNITAS (3)**

- 20 Albert Bentley, Jeff Burris, Darius Butler, Nick Cross, Milt Davis, Autry Denson, Mike Doss, Jim Harness, Bob Harrison, John Hermann, Mike Holmes, Dante Hughes, Jerry Logan, Leon Neal, Ricky Porter, *Felto Prewitt, Dean Renfro, T.J. Rushing, *Ralph Stewart, George Taliadro, Justin Tryon, Joe Walker, Jackie Wallace, Joe Washington, Jordan Wilkins (25)

- 21 Jalil Brown, Walter Bryan, Cotton Davidson, Vontae Davis, Art DeCarlo, Shaun Draughn, Walt Harris, Nyheim Hines, John Holt, Tom Keane, Justin King, Brian Lattimore, Paul Miranda, Zack Moss, Mustafah Muhammad, Dick Nyers, *Mike Phillips, George Radachowsky, Bob Sanders, Thomas Smith, Kevin Thomas, Aundra Thompson, Billy Vessels, Rick Volk, Lamont Warren, Will White, Kevin Williams, Teddy Williams (28)



*Herb Coleman, *Elbert Corley, *Don Nolander, *Alonzo Tillman, *Joel Williams, Buddy Young **RETIRED FOR BUDDY YOUNG (6)**

- 23 Kenny Daniel, Vontae Davis, Art DeCarlo, Keith Elias, Frank Gore, Leonard Humphries, Tim Jennings, Anthony Johnson, Terrance Johnson, Jack Maitland, Dedic Mathis, Don McCauley, Alvin Moore, Kenny Moore II, James Munro, Bruce Plummer, Loucheiz Purifoy, Carl Taseff, Al Afalava (19)



Larry Coutre, *Dick Young, Lenny Moore, Dick Young **RETIRED FOR LENNY MOORE (4)**

- 25 Larry Asante, Robert Blackmon, Tom Bleick, Jalil Brown, John Call, Tony Carter, Michael Coe, Tom Curtis, Nesby Glasgow, Nick Harper, Alex Hawkins, Cornell Holloway, Ronald Humphrey, Marlon Mack, Ray Oldham, Jerraud Powers, Chris Rainey, Patrick Robinson, Don Shula, Rodney Thomas II, Bob White (21)

- 26 Kim Anderson, Wayne Bacon, Pat Ballage, Vick Ballard, Tony Blevins, Dewell Brewer, Rodregis Brooks, Clayton Geathers, David Gibson, Alan Grant, Carlton Gray, Wendell Harris, Kelvin Hayden, Jermale Hines, Delano Howell, Evan Hull, Dion Lewis, KeLenny Lyles, Dedic Mathis, Rodney McLeod Jr., Prince Miller, Ed Mioduszewski, Lydell Mitchell, Mewelde Moore, Preston Pearson, Shaun Prater, Mike Sommer, Craig Swoope, Morgan Trent, Royce Womble, Rock Ya-Sin (31)



- 27** Lance Ball, Rico Clark, Preston Davis, Curtis Dickey, Hubert Ginn, Josh Gordy, Cliff Groce, Winston Guy, Nate Hairston, Darryl Hemphill, Von Hutchins, Tim Jennings, Jacob Lacey, Tom Matte, David Macklin, Arnold Mickens, Henry Moore, R.C. Owens, Ray Perkins, D'Vonte Price, Thomas Randolph, Xavier Rhodes, Trey Sermon, Howard Stevens, Keith Taylor, Terry Wright (26)
- 28** Idrees Bashir, Brieann Boddy-Calhoun, Stevie Brown, Lee Davis, Marshall Faulk, Cleveland Franklin, Perry Griggs, Dwight Harrison, Marlin Jackson, *Joe Koda, Jordan Lucas, Mike Lush, *Len McCormick, Bo Metcalf, Chuckie Miller, Chris Milton, *Bob Nelson, Jimmy Orr, Howard Sattenwhite, Cotton Speyrer, Jonathan Taylor, Jordan Todman, Greg Toler, Ed Toner, Payton Williams, Tito Wooten, Tom Zbikowski (27)
- 29** Mike Adams, Joseph Addai, Don Alley, *Bill Baumgartner, Jason Belsler, JuJu Brents, *Jim Castiglia, *Herb Coleman, Sean Davis, Eric Dickerson, Jitter Fields, Ben Garry, Brian Herosian, Dwight Hicks, Malik Hooker, Robert Hughes, Joseph Jefferson, Marshall Johnson, Mark Kafentzis, Will Redmond, Jordan Wilkins (21)
- 30** Larry Anderson, Melvin Carver, David Caldwell, Joe Cribbs, Clifton Dawson, DeDe Dorsey, Justin Forsett, Willie Franklin, *Bill Garrett, Ron Gardin, Lennox Gordon, Derwin Gray, Marshay Green, Alvin Haymond, John Huzvar, LaRon Landry, Phillip Lindsay, Rashaan Melvin, *Earl Murray, Doug Nettles, George Odum, Hubert Oliver, Dominic Rhodes, D'Joun Smith, Shyrone Stith, Donald Strickland, Bake Turner, Abu Wilson, *Frank Yokas (29)
- 31** Michael Ball, *Dick Barwegan, Dick Bielski, Donald Brown, Jalil Brown, Kory Chapman, Leonard Coleman, Antonio Cromartie, Cliff Crosby, Zachary Dixon, Perry Lee Dunn, Mike Echols, Brandon Facyson, Derrick Frazier, Tyler Goodson, *Luke Higgins, Harry Hugasian, Jimmy Lesane, Robbie Martin, Dewey McDonald, Chuck McMillan, Buck McPhail, Mustafah Muhammad, Nelson Munsey, Billy Pricer, Keiwan Ratliff, Burrell Shields, Steve Stonebreaker, Duke Williams, Quincy Wilson, Tavon Wilson, Dick Young (32)
- 32** Colt Anderson, *Sisto Averno, *Warren Beson, Julian Blackmon, Ken Clark, Jalen Collins, Nate Craddock, Zack Crockett, Mike Curtis, Darren Evans, T.J. Green, Mike Hart, *Luke Higgins, Edgerrin James, Joe Don Looney, Arthur Maulet, Randy McMillan, Robert O'Neal, *Jack Simmons, Mark Smolinski, Cassius Vaughn (21)
- 33** Abdul-Karim al-Jabbar, Ashley Ambrose, Vick Ballard, Melvin Bullitt, Ibraheim Campbell, *Ken Cooper, Curtis Dickey, Dallis Flowers, *Ed Grain, Cliff Groce, Randy Hall, Craig Heyward, Eddie Hinton, Bryant Jones, BoPete Keyes, Tony Lorick, Dwight Lowery, Dominic Rhodes, Robert Turbin, Jonathan Williams, *George Zorich (21)
- 34** Bob Baldwin, Ray Buchanan, Delone Carter, Terry Cole, Jeff Delaney, Jason Doering, Josh Ferguson, Jake Funk, Matt Jones, *Ed King, Chris Lammons, Ron Lee, *Vic Marino, Leeland McElroy, Jeremy McNichols, Mike Mitchell, Monty Montgomery, Tom Nowatzke, Bruce Perkins, Joe Perry, Trent Richardson, Josh Robinson, Isaiah Rodgers Sr., T.J. Rushing, George Wonsley, Rock Ya-Sin (26)
- 35** Alan Ameche, Ran Carthon, Conrad Clarks, Rodney Culver, Akeem Davis, Ted Davis, Pierre Desir, Glenn Doughty, Jim Duncan, *Barry French, Ken Hamlin, Steven Hall, Deon Jackson, Joe Lefeged, J.W. Lockett, Darryl Morris, Dwayne O'Steen, Roosevelt Potts, Tate Randle, Keiwan Ratliff, Chad Simpson, Tremon Smith, Josh Thomas, Ricky Williams (24)
- 36** Don Anderson, John Andrews, John Baylor, Henry Black, Barry Brown, Norm Bulaich, Ibraheim Campbell, Jim Finn, Don Hardeman, Daniel Herron, Josh Jones, Deji Karim, Kenton Keith, Tom Lopienski, Chris McLemore, Corey Moore, Bill Pellington, Dexter Reid, Chris Rucker, Zollie Toth, Damon Watts (21)
- 37** Ocie Austin, Chuck Banks, Chad Cota, Jake Funk, Chris Goode, *George Groves, D.J. Killings, Brandon King, *Augie Lio, Anthony Madison, Mewelde Moore, Joe Orduna, Reggie Pinkney, Lenzy Pipkins, Mike Richardson, *John Schweder, Ameer Speed, Zurlon Tipton, Eric Vance, D.J. White, J.J. Wilcox, Frankie Williams, Kerwynn Williams, Khari Willis, Anthony Young (25)
- 38** Sergio Brown, Tony Brown, T.J. Carrie, Eugene Daniel, *Luke Higgins, John Huzvar, Charles James II, *Al Klug, Ryan Lewis, Christine Michael, Mike Newton, Bill Olds, Tyrone Poole, Dominic Rhodes, Gerome Sapp, Tyler Varga, Johnnie Wright (17)
- 39** Darrell Baker Jr., Cornelius Brown, John Covington, Josh Ferguson, Anthony Floyd, Brandon Foster, Hubert Ginn, Tay Glover-Wright, Stanley Havili, Victor Jackson, Richard Jones, Emmanuel McDaniel, Mike Prior, Paul Shields, Marvin Sims, Detron Smith, Marvell Tell III, Jonathan Williams, Newton Williams (19)
- 40** Darius Anderson, Pat Ballage, Bobby Boyd, Jaylon Jones, Tom Kalmanir, Bruce Laird, Bob Leberman, Brian Leigeb, Jack Maitland, Ronald Martin, Ray McElroy, Chris Milton, Sheldon Price, Wilson Schwenk, Jamie Silva, Eric Smedley, Jesse Thomas, John L. Williams, Trey Williams, Vaughn Williams, Terry Wright (21)
- 41** Jahleel Addae, Antoine Bethea, Cory Bird, Matthias Farley, Farrod Green, Jim Harness, *Al Klug, Tom Matte, Eric Patterson, John Simmons, Jack Simpson, Avatus Stone, Grant Stuard, Jesse Thomas (14)
- 42** Gordon Brown, Jerome Cudren, Jason David, Brannon Felton, Clayton Geathers, Nick Graham, George Harold, Derrick Hatchett, Tommy James, Keith Lee, Corey Lynch, Ric Mathias, Tom Maxwell, Dave McCloughan, Rolan Milligan, Kenny Moore II, Lloyd Mumphord, Charlie Pittman, Roosevelt Potts, Andrew Sendejo, Detron Smith, Willie Tullis, Raymond Walls (23)
- 43** Brian Allen, Chris Carter, Tashard Choice, Trevor Denbow, Aaron Francisco, Matt Giordano, Scott Greene, Lonnie Hepburn, Malik Jefferson, Vance Joseph, Ed Kovac, Harold Lewis, Lenny Lyles, Kevin McDougal, Frank Middleton, Anthony Parker, Jim Perryman, Tim Rudnick, Norm Thompson, Ross Travis (20)
- 44** Gerald Allen, *Lee Artoe, Lyle Blackwood, Ahmad Bradshaw, Maurice Carthon, Dallas Clark, Zaire Franklin, Owen Gill, *George Hekkers, Steve Henry, Chris Hetherington, Darick Holmes, Sid Justin, Rex Kern, Tim Manoa, Antonio Morrison, Roland Moss, Wes Ours, Bert Rechichar, John Sample, *Al Sidorik, Ed Toner, Kendall Williams, Warren Williams (24)
- 45** James Burroughs, *Don Colo, Craig Curry, Carey Davis, L.G. Dupre, *Ed Grain, De'von Hall, Tim Hauck, Ryan Hewitt, Jerry Hill, Ivy Joe Hunter, Henry Krieger-Coble, Luke Lawton, Matt Overton, Mike Siani, Tommy Sims, E.J. Speed, Tony Stargell, Jason Vander Laan (19)
- 46** Kantry Barber, Colin Cloherty, Leonard Dunlap, Dominique Jones, *Mike Kasap, Luke Rhodes, Bryant Salter, *Jim Spruill, George Streeter, Spencer Thomas, Marco Tongue, Charles Washington, Jim Welch, Vince Workman (14)



- 47** Liam Anderson, Billy Austin, Tim Baylor, *Peter Berezny, Larry Braziel, Anthony Chesley, Dexter Clinkscale, Leonard Coleman, Jerome Collins, Darrell Daniels, Bob Felts, Gary Glick, Jermaine Hampton, *Jon Jenkins, Ryan Mahaffey, Jim Martin, Freddie Robinson, Gijon Robinson, Forrest Rhyne, John Sample, Weslye Saunders, Charlie Stukes, Shakial Taylor, Ben Utecht, Clive Walford (25)
- 48** Mark Bell, Bob Clemens, Larry Conjar, Donnie Dee, Ronnie Harrison Jr., Nikola Kalinic, Roosevelt Leaks, *John Mellus, Dan Moore, Deiontrez Mount, Kyle Nelson, Don Nottingham, Darnell Sankey, Justin Snow (14)
- 49** Matthew Adams, Jason Burleson, Joe Dean Davenport, Najeh Davenport, *Art Donovan, Chris Gronkowski, Amarlo Herrera, Mike Jones, David Lee, Mike McCloskey, Pete Mitchell, *Steve Nemeth, Cliff Odum, *George Perpich, Josh Perry, James Pruitt, *Al Sidorik, David Tate (18)
- 50** Elijah Alexander, Trevor Bates, Duane Bickett, Forrest Blue, Rocky Boiman, Bill Curry, Brad Ecklund, Grant Feasel, Joe Federspiel, Jerrell Freeman, Joe Harris, Justin Houston, Deon King, Larry Moore, Dan Neal, Buzz Nutter, Segun Olubi, Geoff Reece, Bill Saul, David Thornton, Anthony Walker, Philip Wheeler (22)
- 51** Pat Angerer, Trev Alberts, Brady Banks, Tony Bertuca, Jeff Brady, *Lamar Davis, Greg Favors, Gilbert Gardner, Phillip Glover, Bob Grant, Kevin Hancock, Ricky Jones, Bill Laskey, Sio Moore, Mike Morton, Henoc Muamba, Eric Naposki, Calvin O'Neal, Bob Ontko, Mike Ozdowski, Kwity Paye, Ron Rogers, *Paul Salata, Jordan Senn, John Simon, Mike Strofolino, Ratcliff Thomas, Mike Varty, Scott Von der Ahe, Jihad Ward, Victor Worsley, Dave Yohn (32)
- 52** Ben Banogu, Greg Bracelin, Ricky Chatman, Buster Davis, Samson Ebukam, A.J. Edds, Randy Edmunds, Cody Glenn, Najee Goode, Le Gross, Ramon Guzman, D'Qwell Jackson, *Raiph Jones, Mike Kaczmarek, Tom MacLeod, Barkevious Mingo, Steve Morrison, Dan Murray, Robbie Nichols, *Bob Nowaskey, Mike Peterson, Scott Radecc, George Radosевич, Brian Ratigan, Kelvin Sheppard, Ed Smith, Dick Szmanski, Keyon Whiteside (28)
- 53** Brandon Archer, Michael Barber, Tom Beutler, Sammie Burroughs, Paul Butcher, Chris Carter, Kavell Conner, Ray Donaldson, *Arthur Fletcher, Dennis Gaubatz, Edwin Jackson, Steve Justice, Shaquille Leonard, *Elmer Madar, Butch Maples, Keith O'Neil, *Art Spinney, Marcus Washington, Stan White, *Windell Williams (20)
- 54** Phillip Armour, Bill Benjamin, Zac Diles, Tom Goode, Mario Harvey, Jeff Herrod, Fred Hoaglin, Andrew Jackson, *Bob Jensen, Freddy Keiaho, *Floyd Konetsky, *Bill Leonard, Dayo Odeyingbo, David Parry, *Oliver Poole, Butch Riley, Sanders Shiver, Ahmad Thomas, Donnel Thompson, Nate Triplett, Anthony Walker, Stan White (22)
- 55** Jackie Burkett, Victor Butler, John Campbell, Quentin Coryatt, Dan Dickel, Johnathan Goddard, Sean Harris, Mario Harvey, Justin Hickman, Nate Irving, Khalid Kareem, Barry Krauss, Isaiah Land, Cassius Marsh, *Gil Meyer, Sio Moore, Skai Moore, *John North, Stu O'Dell, Shaun Phillips, Kendyll Pope, Ron Porter, Leo Sanford, Clint Session, Ernie Sims, Sean Spence, Ratcliff Thomas (27)
- 56** Daniel Adongo, Akeem Ayers, Tony Bennett, *Hal Crisler, Jermaine Grace, Ed Grimley, Tyjuan Hagler, Dwight Hollier, LaMonte Hunley, Brian Jones, Scott Lutrus, Vernon Maxwell, Ray May, Quenton Nelson, Tupe Peko, Ryan Phillips, Spencer Reid, Danny Rhodes, Andre Royal, *Sig Sigurdson, Ed Simonini, *Joe Smith, Freddy Young (23)
- 57** Dave Ahrens, *Hub Bechtol, Kevin Bentley, Bertrand Berry, Jon Bostic, Jerry Brown, Brian Bulluck, JoJo Domann, Dylan Gandy, Dallas Hickman, Mike Humiston, Devon McDonald, Josh McNary, Ken Mendenhall, Adrian Moten, Jim Nelson, *Bob Oristaglio, Pat Snyder, Kemoko Turay, Ronnie Washington, Phil Yeboah-Kodie (21)
- 58** Tarell Basham, Gary Brackett, Mark Cannon, Trent Cole, Cedric Figaro, Moise Fokou, Steve Hathaway, Steve Heimkreiter, June James, Jay Leeuwenburg, Orlando Lowry, Derrel Luce, Ed Mooney, Bobby Okereke, Glen Redd, Glen Sanders, Andy Studebaker, Matt Vanderbeek, Steve Zabel (19)
- 59** Rufus Alexander, *Lamar Blount, Stan Cherry, Jim Cheyunski, Jeremiah Gasgow, *Gorham Getchell, Jordan Glasgow, Stephen Grant, Rob Holmberg, Ramon Humber, Matt Jaworski, Cam Johnson, Jason Johnson, Cato June, *Jim Landrigan, Kurt Larson, Orlando Lowry, Cameron McGrone, Ifeadi Odenigbo, *Jim Owens, Carroll Phillips, Brad Saar, Andy Studebaker, Mike Woods (24)
- 60** Sisto Averno, Ron Baker, Mark Boggs, Jeff Charleston, Jake Eldrenkamp, Joe Iorio, Jason Johnson, Lance Louis, Dan McQuaid, Gary Padjen, Gene Pepper, George Preas, Jim Raiff, Dave Simonson, Bradley Sowell, Kurt Vollers, George Wright (17)
- 61** Don Bailey, Dick Barwegen, Josh Chapman, Anthony Fabiano, Wiley Feagin, Marsharne Graves, Trevor Hutton, Cornelius Johnson, Lou Kirouac, Dan Klecko, Tony McCoy, Rob Murphy, Jack Patera, Jeris Pendleton, Robert Pratt, Adam Redmond, Jamey Richard, Zeke Smith, J'Marcus Webb (19)
- 62** George Achica, Alex Agase, Brian Baldinger, Le'Raven Clark, Jeff Criswell, *Armand Cure, Wesley French, Khalid Holmes, Ken Huff, Ellis Johnson, Palmer Pyle, Chris Reed, Glenn Ressler, A.Q. Shipley, Don Thorp (15)
- 63** Josh Andrews, Mike Barnes, Brian Blados, Austin Blythe, Norman Davis, *John Galvin, Nat Hudson, Mark Kirchner, Steve Knight, Kirk Lowdermilk, Danny Pinter, Gerry Raymond, Jeff Saturday, A.Q. Shipley, Art Spinney, *Y.A. Tittle, Isaiah Williams (17)
- 64** *George Blanda, Larry Chester, Dillon Day, Rick DeMulling, *Frank Filchock, Mark Glowinski, Arlington Hambricht, Bill Kirchiro, Trevor Matich, Mark Matuszak, Jamon Meredith, Garin Patrick, Kelcy Quarles, Samson Satele, Bo Schobel, *Wilson Schwenk, Ed Sharkey, John Shimmers, Darin Shoulders, David Taylor, Fred Thurston, Ben Utt, Doug Widell, Sid Williams (24)
- 65** Thomas Austin, Jim Bailey, Joey Banes, Tyreek Burwell, Ellis Gardner, Frank Giannetti, Kellen Heard, Glenn Hyde, Bill Koman, Ron Kostelnik, Ryan Lijja, Eric Mahlum, Carl Mauck, Jack McClendon, Jim Merritts, Brandon Miller, Jimmy Moore, Steve Myhra, Josh Patten, Dave Pear, Bill Pellington, Joel Sills, Kristjan Sokoli, Jared Veldheer, Patrick Venzke, Bill Windhauer (26)
- 66** Ernie Cheatham, Eugene Chung, Elmer Collett, Chris Conlin, Kyle DeVan, Trai Essex, Chris Foote, Clifton Geathers, Steve Hardin, Bill Lange, Greg Marshall, *Charles O'Rourke, Charley Robinson, *John Schweder, Don Shinnick, Ian Silberman, Ron Solt, Donald Thomas, Chris Williams (19)
- 67** Jack Anderson, Evan Boehm, Roger Caron, *Ernie Case, Jim Colvin, Doug Eggers, Stan Eisenhood, Dan Grimm, Lawrence Guy, Thomas Houchin, Lynn Larson, Jack Linn, Monte Lee, Jason Mathews, Andrew McDonald, T.Y. McGill, Dale Memmelara, Tom Myslinski, Hans Olsen, Ron Plantz, Mike Tepper, Arland Thompson, Tony Ugoth, *Sam Vacanti, Bob Van Duyne, Jeremy Vujnovich, Will Wolford (27)
- 68** Ike Boettger, Willie Broughton, *Adrian Burk, Milt Carthens, Eric Foster, Jeff Hart, Joey Hunt, Kyle Kalis, Josh Mallard, Dennis Nelson, Garin Patrick, John Ray, Caraan Reid, Tom Ricketts, Alex Sandusky, Matt Slauson, Jason Stewart, Martin Tevasou, Pat Tomberlin, Casey Wiegmann (20)



HISTORY

69 Sid Abramowitz, Deyszwan Bond, Randy Dixon, Ben Gilbert, John Gill, Wade Griffin, Will Holden, Winston Justice, Jim Newton, Quinn Ojinnaka, Pete Pierson, Matt Pryor, Hugh Thornton, Matt Ulrich, Jared Veldheer, Leo Wisniewski (16)



Art Donovan RETIRED FOR ART DONOVAN (1)

71 Jon Blackman, Kevin Call, *Spiro Dellerba, Ryan Diem, Denzelle Good, Ryan Hayes, Xavier Nixon, Mike Ozdowski, Gery Palmer, Ted Peterson, Glenn Robinson, Dan Sullivan, Kipp Vickers, Henry Waechter, Jamie Wilson, *John Wright (16)

72 Karl Baldischwiler, Shane Bonham, Vincent Burns, Kevin Call, Fred Cook, Pat Cunningham, Byron Darby, Steve Durham, Mike Fultz, Jonothan Harrison, Brandon Hicks, Corey Hilliard, Garry Howe, *Vito Kissell, Joe Lewis, Jeff Linkenbach, Jack Little, Larry Moore, Luke Owens, Mike Person, George Radosevich, Tim Ridder, Braden Smith, Mark Vander Poel, Bob Vogel, Derek West (26)

73 Richard Amman, Sam Ball, *Hardy Brown, Joe Campanella, Cleveland Crosby, Julián Davenport, Ron Fernandes, Blake Freeland, Rusty Ganas, Ed George, Tom Gilburg, Joe Haeg, Dennis Kelly, Joe Klecko, Steve Knight, Adam Meadows, *Bus Mertes, Zefross Moss, Seth Olsen, Kelcy Quarles, Jake Scott, Lebron Shields, Jamie Thomas, J'Marcus Webb, Steve Wright (25)

74 Sid Abramowitz, Rashod Berry, Bob Brotzki, Roger Caron, Anthony Castonzo, Khalil Davis, Tom Drougas, Chris Gambol, Joaquin Gonzalez, *Rex Grossman, Ken Jackson, Waverly Jackson, Charlie Johnson, Jason Mathews, Ken Novak, Dave Rowe, Bill Schultz, Steve Sciuolo, Billy Ray Smith, Steve Williams, George Wright (21)

75 Troy Auzenne, Jim Colvin, Terry Crouch, Will Fries, Cecil Gray, Chaz Green, Geno Grissom, Shawn Harper, Chris Hinton, Chuck Hinton, George Kunz, Gino Marchetti, Ron Mattes, Mike McGlynn, Jack Mewhort, Irv Pankey, James Parrish, Guy Reese, Joe Schmiesing, Mark Thomas, Michael Toudouze, Larry Tripplett, Mark Vander Poel, John Williams (24)

76 Sam Clancy, Carl Davis, Joe Ehrmann, Dan Federkeil, Makoa Freitas, Marcus Jackson, *Harry Jagade, Anthony Johnson, Don Joyce, Gene Lipscomb, Steve McKinney, Fred Miller, Jim Mills, Kyle Peko, Gerald Petersen, Joe Reitz, Jerome Sally, *Frank Sinkwich, *Jim Spavital, Taylor Stallworth, Tom Tabor, Luke Tenuta, Jim Winkler (23)



*George Buksar, *Spiro Dellerba, Tom Finnen, *Lucien Gambino, Jim Parker, *Ivan Trebotich RETIRED FOR JIM PARKER (6)

78 *Ernie Blandin, *Leon Campbell, Gosder Cherilus, Dick Chorovich, John Diehl, John Dutton, Tim Foley, Tarik Glenn, Jon Hand, Tony Hills, Ryan Kelly, Ray Krouse, Greg Murtha, Steve Parker, Mike Pollak, Simeon Rice, Bubba Smith, Don Thorp (18)

79 Justin Anderson, Eli Ankou, Harvey Armstrong, Jim Bailey, Raheem Brock, Andy Ekern, Steve Emtman, Tom Feamster, Greg Fields, Eric Fisher, Shawn Heffern, Todd Herremans, Bernard Holsey, Ben Ijalana, Greg Johnson, Tony Mandarich, Lindsey Mason, Lou Michaels, Bob Myers, Don Morrison, Bubba Paris, Sherman Plunkett, Bernhard Raimann, John Sinnott, Joe Staysniak, Randy Van Divier, Jim Winkler (27)

80 Devin Aromashodu, Aaron Bailey, Jack Bighead, Monte Brethauer, Bill Brooks, Steve Bryant, Trey Burton, Ray Butler, Gail Cogdill, Aaron Cox, Joe Dean Davenport, Coby Fleener, *Aubrey Fowler, Ben Hartscock, Marshall Johnson, *Wayne Kingery, *Achille Maggiori, Mike McNeil, Andy Nelson, Ricky Nichols, Dick Nyers, Jim O'Brien, Jamie Petrowski, Chester Rogers, Ollie Smith, Terrence Wilkins, Jelani Woods (27)

81 Kris Adams, Mo Alie-Cox, Charles Arbuckle, Hank Baskett, Pat Beach, Ordell Braase, Roger Carr, Brody Eldridge, Carlos Etheredge, Bryan Fletcher, Bernie Flowers, Darrius Heyward-Bey, Krishawn Hogan, Andre Johnson, Joe Jones, *Jake Leicht, Thomas McLemore, *Rudy Mobley, *Chet Mutryn, Billy Newsome, Marcus Pollard, Art Spinney, Devin Street, Dave Young (24)



Raymond Berry, Dan Edwards, *Billy Hillenbrand, *Billy Stone RETIRED FOR RAYMOND BERRY (4)

83 Dwayne Allen, Mack Alston, Bradford Banta, *Bob Cowan, Kylen Granson, Roy Hall, Greg Hawthorne, Ted Hendricks, Anthony Hill, Trevor Insley, Qadry Ismail, Marcus Johnson, Don Joyce, Josh Keur, Greg LaFleur, Bob Langas, Ron Mayo, *Gino Mazzanti, Keli McGregor, Barney Poole, Tim Sherwin, Billy Ray Smith, Brandon Stokley, Andy Stynchula, *John Sylvester, *Ray Terrell, Don Thompson, Clarence Verdin, Mark Walczak (29)

84 Flipper Anderson, Shannon Baker, Tim Berra, Mark Boyer, Randy Burke, Jack Doyle, Ethan Fernea, E.G. Green, Drew Haddad, Jessie Hester, Mark Jackson, Kelley Johnson, Tom Mitchell, Jim Mutscheller, Victor Oatis, *Bob Perina, Neal Petties, Brad Pyatt, *Ralph Ruthstrom, Scott Stutzker, Holden Smith, John Standeford, Jacob Tamme, Mark Walczak, Elmer Wingate, Jim Winkler (26)

85 *John Black, Matt Bouza, Chase Coffman, Ed Cooke, Ken Dilger, Eric Ebron, Mel Embree, Pierre Garcon, Roy Hilton, Darvell Huffmann, Tim Kearse, Jimmie Kennedy, Reggie Langhorne, Ron LaPointe, Dee Mackey, Aaron Moorehead, Drew Ogletree, Dezmon Patmon, *Bob Prohl, Bob Raba, David Reed, Andre Rison, Mike Roberg, Weslye Saunders, David Shula, Stacey Simmons, *Frank Spaniel, Floyd Turner, Clarence Weathers, Jermaine Wiggins, Brandon Williams (31)

86 Roy Banks, Deion Branch, Monte Brethauer, Justice Cunningham, Hale Hentges, Dontrelle Inman, Matt Lengel, *Bob Livingstone, Will Mallory, Sammie Martin, Reese McCall, Eddie Miller, Kyle Miller, Stanley Morgan, Walter Murray, Jerome Pathon, James Pruitt, Tom Santi, Freddie Scott, Dave Sherer, Phil Smith, Brian Stablein, Erik Swoope, Reggie Thornton, Noah Toggia, Ben Utecht, Troy Walters, Oliver Williams, Butch Wilson, Dave Young (30)

87 Elmer Bailey, Mark Bellini, Matt Bouza, Wayne Capers, Raymond Chester, James Coley, Lloyd Colterayah, Sean Dawkins, Lake Dawson, Brian DeRo, Titus Dixon, *Byron Gillyou, James Harbour, Roy Jefferson, Aubrey Linne, James Noble, Chad Plummer, Tracy Porter, *Herb Rich, Jerry Richardson, Willie Richardson, Eugene Riley, Andre Rison, Torrance Small, *John Vardian, Reggie Wayne, *Herman Wedemeyer (27)

88 John Andrews, John Brandes, Monte Brethauer, Kerry Cash, *Albin Collins, *Andy Dudish, Ken Gregory, Marvin Harrison, Bernard Henry, Keith Lester, John Mackey, Robbie Martin, *Lew Mayne, Stanley Morgan, John Mosier, Bob Mrosko, Herb Orvis, *Paul Page, Ricky Thompson, Floyd Turner (20)



*Everett Faunce, *Lucien Gambino, *Bob Kelly, Gino Marchetti, Elmer Wingate, *Ernie Zaleski RETIRED FOR GINO MARCHETTI (6)



HISTORY

- 90** Mel Agee, Jamaal Anderson, Mark Bell, Steve Emtman, John Haines, Ezra Johnson, Gary Don Johnson, Dan Klecko, Jim Krahl, Kendall Langford, Steve Martin, Sean McNanie, Daniel Muir, Gary Padjen, Montae Reagor, Cory Redding, Grover Stewart, Hosea Taylor, Mark Thomas, Jeff Zgonina (20)
- 91** Trevon Coley, Shane Curry, Sheldon Day, Anthony Green, Antony Jordan, Ricardo Mathews, Jonathan Newsome, Yannick Ngakoue, Chukie Nwokorie, Roger Remo, Hassan Ridgeway, Isaac Rochell, Byron Smith, Josh Thomas (14)
- 92** Chad Bratzke, Kameron Cline, Mike Fultz, Marcus Howard, Jerry Hughes, Margus Hunt, James Hunter, Ed Johnson, Dan Klecko, Mike Labinjo, Jeff Leiding, Curt Maggitt, Jake Martin, Anthony McFarland, Steve Morrison, Carl Powell, Thomas Sims, Tony Walker, Bjoern Werner, Brad White, Daryl Wilkerson (21)
- 93** Lionel Barnes, Jason Chorak, Dwight Freeney, Ralph Jarvis, Eric Johnson II, Freddie Joe Nunn, Cliff Odom, Jabaal Sheard, Harry Stanback, Erik Walden, Rob Windsor (11)
- 94** Gary Baldinger, Ervin Baldwin, Jeff Faulkner, Nate Hobgood-Chittick, Montori Hughes, Fletcher Jenkins, Curtis Johnson, Scott Kellar, Zach Kerr, Tyquan Lewis, Joey Mbu, Tony McCoy, Rob Morris, Drake Nevis, Marquise Thomas, Scott Virkus (16)
- 95** Adetomiwa Adebawore, Ernie Barnes, Mitchell Benson, Ron'Dell Carter, Travis Davis, Lavar Edwards, Bob Hamm, Johnathan Hankins, Montori Hughes, Skip McClendon, Fili Moala, Earl Okine, David Pugh, Darrell Reid, Chris Scott, Taylor Stallworth, Mike Wells, Bernard Whittington, Chris Williams (19)
- 96** Henry Anderson, Denico Autry, Tyler Brayton, Taven Bryan, Josh Chapman, Steven Conley, Byron Cowart, Keyunta Dawson, Richard Dent, Bill Elko, Johnathan Goddard, Shawn King, Quintus McDonald, Willis Peguese, Dave Simmons, Dan Thorp, Van Tuinei, Josh Williams, Trevor Wilmot, Blaise Winter, Antwaun Woods (21)
- 97** Mario Addison, O'Brien Alston, Quentin Ballard, Cornelius Bennett, James Cannida, Antonio Dixon, Aubrayo Franklin, Art Jones, Frank Mattiace, Al-Quadin Muhammad, Dan Muir, Christian Peter, Quinn Pitcock, Scott Radevic, Nick Rogers, Kendel Shello, Corey Simon, Jamaal Westerman, Keith Wright (19)
- 98** McTelvin Agim, Johnie Cooks, Dan Footman, Robert Mathis, Tony Siragusa, Sam Sword (6)
- 99** Michael Brandon, DeForest Buckner, Al Fontenot, Justin Houston, Ricky Jean Francois, Antonio Johnson, Ed Johnson, Ryan LaCasse, T.Y. McGill, Al Noga, Mike Pelton, LaJuan Ramsey, Brad Sciolli, Lance Teichelman, Donnell Thompson, Jonathan Welsh, Billy Winn, Al Woods (18)



COLTS DRAFT HISTORY

COLTS FIRST ROUND DRAFT CHOICES

1953—Billy Vessels, HB, Oklahoma	1977—Randy Burke, WR, Kentucky	2000—Rob Morris, LB, Brigham Young
1954—Cotton Davidson, QB, Baylor	1978—Reese McCall, TE, Auburn	2001—Reggie Wayne, WR, Miami
1955—George Shaw, QB, Oregon (bonus)	1979—Barry Krauss, LB, Alabama	2002—Dwight Freeney, DE, Syracuse
Alan Ameche, FB, Wisconsin	1980—Curtis Dickey, RB, Texas A&M	2003—Dallas Clark, TE, Iowa
1956—Lenny Moore, HB, Penn State	Derrick Hatchett, CB, Texas	2004—No Selection
1957—Jim Parker, T, Ohio State	1981—Randy McMillan, RB, Pittsburgh	2005—Marlin Jackson, CB, Michigan
1958—Lenny Lyles, HB, Louisville	Donnell Thompson, DE, N. Carolina	2006—Joseph Addai, RB, LSU
1959—Jackie Burkett, C-LB, Auburn	1982—Johnnie Cooks, LB, Mississippi St.	2007—Anthony Gonzalez, WR, Ohio State
1960—Ron Mix, T, Southern Cal	Art Schlichter, QB, Ohio State	2008—No Selection
1961—Tom Matte, HB, Ohio State	1983—John Elway, QB, Stanford	2009—Donald Brown, RB, Connecticut
1962—Wendell Harris, HB, LSU	1984—Leonard Coleman, CB, Vanderbilt	2010—Jerry Hughes, DE, Texas Christian
1963—Bob Vogel, T, Ohio State	Ron Solt, G, Maryland	2011—Anthony Costanzo, T, Boston College
1964—Marv Woodson, HB, Indiana	1985—Duane Bickett, LB, Southern Cal	2012—Andrew Luck, QB, Stanford
1965—Mike Curtis, FB-LB, Duke	1986—Jon Hand, DE, Alabama	2013—Bjoern Werner, OLB, Florida State
1966—Sam Ball, T, Kentucky	1987—Cornelius Bennett, LB, Alabama	2014—No Selection
1967—Bubba Smith, T, Michigan State	1988—No Selection	2015—Phillip Dorsett, WR, Miami
Jim Detwiler, HB, Michigan	1989—Andre Rison, WR, Michigan State	2016—Ryan Kelly, C, Alabama
1968—John Williams, G, Minnesota	1990—Jeff George, QB, Illinois	2017—Malik Hooker, S, Ohio State
1969—Eddie Hinton, FL, Oklahoma	1991—No Selection	2018—Quenton Nelson, G, Notre Dame
1970—Norm Bulaich, RB, TCU	1992—Steve Emtman, DT, Washington	2019—No Selection
1971—Don McCauley, RB, N. Carolina	Quentin Coryatt, LB, Texas A&M	2020—No Selection
Leonard Dunlap, DB, N. Texas St.	1993—Sean Dawkins, WR, California	2021—Kwity Paye, DE, Michigan
1972—Tom Drougas, T, Oregon	1994—Marshall Faulk, RB, San Diego St.	2022—No Selection
1973—Bert Jones, QB, LSU	Trev Alberts, LB, Nebraska	2023—Anthony Richardson, QB, Florida
Joe Ehrmann, DT, Syracuse	1995—Ellis Johnson, DE/T, Florida	2024—Laiatu Latu, DE, UCLA
1974—John Dutton, DE, Nebraska	1996—Marvin Harrison, WR, Syracuse	
Roger Carr, WR, Louisiana Tech	1997—Tarik Glenn, T, California	
1975—Ken Huff, G, North Carolina	1998—Peyton Manning, QB, Tennessee	
1976—Ken Novak, DT, Purdue	1999—Edgerrin James, RB, Miami	

COLTS DRAFT SELECTIONS BY YEAR


1947	1948	1949
SPECIAL - Arnold Tucker, B, West Point; Ernie Case, B, UCLA	1. Bobby Layne, B, Texas	*SECRET - Richard Harris, T, Texas Levi Jackson, B, Yale
REGULAR	2. William Garrett, T, Mississippi State	REGULAR
1. Elmer Madar, E, Michigan	3. Earl Cook, G, SMU	1. George Sims, B, Baylor
2. Hubert Bechtol, E, Texas	4. Dan Sandifer, B, LSU	2. Bob Gage, B, Clemson
3. Tommy Mont, B, Maryland	5. Joe Smith, E, Texas Tech	3. No Choice
4. Weldon Humble, G, Rice	6. Gene Ruzskowski, T, Ohio U.	4. Ralph Kohl, T, Michigan
5. Russ Deal, T, Indiana	7. Jim Batchelor, B, East Texas State	5. Wallace Jones, E, Kentucky
6. Don Malmberg, T, UCLA	8. Rex Olson, B, Brigham Young	6. Frank Pattee, B, Kansas
7. Vic Schwall, B, Northwestern	9. Aubrey Fowler, B, Arkansas	7. Fred Folger, B, Duke
8. Howard Turner, B, North Carolina State	10. Jack Fitch, B, North Carolina	8. Bob Prymski, T, Illinois
9. Franklin Hubbell, E, Tennessee	11. Don Ettinger, T, Kansas	9. Everett Faunce, B, Minnesota
10. Gaston Burgeois, G, Tulane	12. Paul Redfield, T, Colgate	10. Kale Alexander, T, South Carolina
11. James Brieske, C, Michigan	13. Stan Magdziak, B, William & Mary	11. Paul Page, B, SMU
12. Rudy Mobley, B, Hardin Simmons	14. Dick Deranek, B, Indiana	12. James Owens, E, Oklahoma
13. Gerald Doherty, B, Delaware	15. Robert Norman, B, Washington & Lee	13. Warren Beson, C, Minnesota
14. Bill Baumgartner, E, Minnesota	16. Charles Working, B, Washington & Lee	14. David Moon, B, Dartmouth
15. Jim Kekeris, T, Missouri	17. George Sparter, C, North Carolina	15. Jon Jenkins, T, SMU
SUPPLEMENTARY	18. Rollin Prather, E, Kansas State	16. John O'Quinn, E, Wake Forest
16. John North, E, Vanderbilt	19. Norman Mosely, B, Alabama	17. John Clyde Geary, T, Conn. Wesleyan
17. Jim Canady, B, Texas	20. Carmen Ragonese, B, New Hampshire	18. Albert Sanders, T, Miss. Southern
18. Howie Brown, G, Indiana	21. Bob Walker, B, Colorado Mines	19. Guy Sundheim, C, Northwestern
19. John Sims, B, Tulane	22. Ray Borneman, B, Texas	20. Mernie Lazier, B, Illinois
20. Bert Vander Clute, G, Wesleyan	23. Pete Tillman, C, Oklahoma	21. Harry Larche, T, Arkansas State
21. Tony Stalloni, T, Delaware	24. Robert Pfohl, B, Purdue	22. No Choice
22. Jean Lamoure, G, Fresno State	25. Lou Levanti, C, Illinois	23. No Choice
23. Leo Daniels, B, Texas A&M	26. Sam Zatkoff, E, Illinois	24. No Choice
24. M. "Tex" Reilly, B, Colorado	27. Harry Jagade, B, Indiana	25. Joe Grothus, G, Iowa
25. Jim Landrigan, T, Holy Cross	28. Ben Bendrick, B, Wisconsin	26. Byron Gillory, B, Texas
	29. Rex Grossman, B, Indiana	27. Bob Cox, E, North Carolina
	30. Dick Reinking, E, SMU	28. Bob DeMoss, B, Purdue
		29. George Pryor, B, Wake Forest



HISTORY

1950

- Adrian Burk, QB, Baylor
- Leon Campbell, B, Arkansas
- Don Colo, T, Brown
- Earl Murray, G, Purdue
- Jack Halliday, G, SMU
- Herb Rich, B, Vanderbilt
- Art Bok, B, Dayton
- Dick Harris, C, Texas
- Bill Bass, B, Arkansas
- Errol Fry, G, Texas
- Joe Romanosky, T, St. Bonaventure
- Bill Dey, B, Dartmouth
- Ray Stone, E, Texas
- Mitch Smiarowski, C, St. Bonaventure
- Art Spinney, E, Boston College
- Dave Fisher, B, SW Louisiana
- Ralph Murphy, G, Rice
- Charley Schoolmaster, C, Western Mich
- Bill Waddail, B, Auburn
- Sheldon Dunlap, G, Cincinnati
- Tom Phillips, B, Baldwin Wallace
- Chip Armstrong, C, Occidental
- Harry Wettlauter, E, Pennsylvania
- Bill Petroski, T, Holy Cross
- Jim Pepper, G, Syracuse
- Gino Mazzanti, B, Arkansas
- Mitford Johnson, B, Baylor
- John Adcock, T, Auburn
- Bob Graham, B, Pennsylvania
- Tom Blake, G, Cincinnati (NY Bulldogs)
- Monte Brethauer, E, Oregon
- Joe Szombathy, E, Syracuse
- Scott Prescott, C, Minnesota
- Ray Graves, HB, Texas A&M
- Joe Sabol, HB, UCLA
- Jack Alessandrini, G, Notre Dame
- Tom Roche, T, Northwestern



Billy Vessels was the first draft selection of the Baltimore Colts in 1953.

1954 (Pos: 4th)

- Cotton Davidson, QB, Baylor (4)
- Larry Grigg, B, Oklahoma (15)
- James Kincaid, B, South Carolina (28)
- Thomas Allman, B, West Virginia (39)
- Don Ellis, B, Texas A&M (52)
- To Cleveland for C-Tom Cosgrove
- Glenn Turner, B, Georgia Tech (76)
- Dennis McCotter, G, Detroit U (87)
- Robert Adams, G, Shippensburg St.(100)
- Robert Schoonmaker, B, Missouri (111)
- Robert Leberman, B, Syracuse (124)
- Donald Chelf, T, Iowa (135)
- Chuck McMillan, B, John Carroll(148)
- Ordeil Braase, T, S. Dakota State (159)
- Joseph D'Agostino, G, Florida (172)
- Alex Sandusky, C, Clarion St. Tchrs.(183)
- Thomas Adkins, C, Kentucky (196)
- Richard Shinaut, B, Texas Western(207)
- Charles Wenzlau, C, Miami (Oh.)(220)
- Raymond Berry, E, SMU (231)
- Robert Lade, G, Nebraska St. Tchrs. (244)
- Robert Meyer, T, Ohio State (255)
- Leon Hardeman, B, Georgia Tech (268)
- Donald Kerlin, B, Concordia (279)
- Pepper Rodgers, B, Georgia Tech (292)
- Jesus Esparza, T, N. Mexico A&M (303)
- William Sennett, C, Georgia Tech (316)
- Raymond Ecstrom, C, Westminster (327)
- Claude Taliaferro, B, Illinois (340)
- Patrick Abbruzzi, B, Rhode Island (351)

1955 (Pos: 2nd)

- Bonus Pick - George Shaw, QB, Oregon
- Alan Ameche, B, Wisconsin (2)
 - Richard Szymanski, C, Notre Dame (15)
 - L.G. Dupre, B, Baylor (26)
 - Tom Feamster, E, Florida State (39)

- Jack Patera, G, Oregon (43)
(Choice from New York)
- George Preas, G, VPI (50)
- Leo Lewis, B, Lincoln U. (Mo.) (63)
- Frank McDonald, C, Miami (Fla.) (74)
- Dale Meinert, G, Oklahoma A&M (87)
- Walter Bryan, B, Texas Tech (98)
- William Evans, G, Miami (Ohio) (103)
(Choice from New York)
- Jesse Arnette, E, Penn State (111)
- Emil Radik, B, Omaha (122)
- Dick Chorovich, T, Miami (Ohio) (135)
- Pat Abbruzzi, B, Rhode Island (146)
- John Lee, B, Georgia Tech (159)
- Gerald Peterson, T, Texas (170)
- Dick Laswell, T, TCU (183)
- Wesley Clark, T, Miss. Southern(194)
- Charles Shepard, B, N. Texas St. (207)
- James Cobb, T, Abilene Christian (218)
- Charles Cianciola, C, Lawrence Col. (231)
- Nick Manych, C, Mich. St. Normal (242)
- Jerry Welch, B, S. Dakota State (255)
- Dick McNamara, B, Minnesota (266)
- Alex Esquivel, B, Mex. City Col. (279)
- Richard Grann, T, Rhode Island (290)
- Marion Minker, T, Bucknell (303)
- James Locke, T, VPI (314)
- Robert Myers, T, Ohio State (327)
- Bill Waters, T, Austin College (338)

1956 (Pos: 8th)

- Lenny Moore, HB, Penn State (8)
- Dick Donlin, E, Hamline (20)
- Bob Pascal, HB, Duke (32)
- B.C. Inabinet, T, Clemson (42)
- Herb Gray, E, Texas (54)
- Don Schmidt, HB, Texas Tech (66)
- Bill Waters, T, Austin (78)
- Bill Koman, G, North Carolina (90)
- John Lewis, E, Michigan State (102)
- Gene Scott, HB, Centre (114)
- Dennis Shaw, E, North Texas St. (126)
- Steve Myhra, G, North Dakota (138)
- Jack Hill, HB, Utah State (150)
- Ted Schwanger, HB, Tenn. Poly (162)
- John Polzer, LB, Virginia (174)
- Gene Hendrix, HB, Drake (186)
- Bill Danenhauer, E, Emporia (198)
- Earl Looman, G, Stetson (210)
- Bob Fyvie, T, Lafayette (222)
- Bob Hill, FB, Jackson (234)
- Jim Harness, HB, Mississippi State(246)
- Pat Del Vicaro, G, Miss. Southern (258)
- Al Stephenson, T, Idaho State (270)
- Bobby Fox, HB, East Texas State (282)
- Bradley Mills, HB, Kentucky (294)
- Jim Lohr, G, Southeastern Missouri (306)
- Herb Hartwell, HB, Virginia (318)
- John Shearer, QB, Shepherd (330)
- Jim Rusher, E, Kansas State (342)
- Terry Sweeney, HB, M. Tenn. State(353)

ALLOCATION

- Chet Mutryn, B, Buffalo Bills
 Bob Livingstone, B, Buffalo Bills
 Albin Collins, E, Chicago Rockets
 Art Donovan, DT, Buffalo Bills

1953 (Pos: 1st)

- Billy Vessels, HB, Oklahoma
- Bernie Flowers, E, Purdue
- Buck McPhail, FB, Oklahoma
- Tom Catlin, C, Oklahoma
- Jack Little, T, Texas A&M
- Jim Sears, HB, USC
- Bill Athey, G, Baylor
- Jim Prewett, T, Tulsa
- Bob Blair, TE, TCU
- John Cole, HB, Arkansas
- Gene Rossi, HB, Cincinnati
- Kaye Vaughn, G, Tulsa
- Bobby Moorhead, HB, Georgia Tech
- Frank Continenti, G, George Wash.
- Buddy Sutton, HB, Arkansas
- Jim Currin, E, Dayton
- George Rambour, T, Dartmouth
- LeRoy Labat, HB, LSU
- Bill Powell, HB, California
- Pete Russo, T, Indiana
- Frank Kirby, T, Bucknell
- Merlin Gish, C, Kansas
- Mike Houseplan, G, Tulane



HISTORY

1957 (Pos: 7th)

1. Jim Parker, T, Ohio State (7)
2. Don Shinnick, LB, UCLA (19)
3. Luke Owens, T, Kent State (31)
4. Jackie Simpson, HB, Florida (43)
5. Ron Underwood, HB, Arkansas (53)
6. Bill Pricer, FB, Oklahoma (64)
7. Reuben Saage, HB, Baylor (78)
8. Jack Harmon, HB, E. Oregon State (89)
9. Robert White, T, Otterbein (100)
10. Joe Grisham, E, Austin Peay (114)
11. Andy Nelson, QB, Memphis State (125)
12. Don Simonic, T, Tennessee Poly (136)
13. John Call, HB, Colgate (150)
14. Joe Guido, HB, Youngstown (161)
15. Hall Whitley, C, Texas A&I (172)
- 16A. Joe Cannavino, HB, Ohio State (184)
(From Pitt. for RB-Charles Shepard)
- 16B. Ed Prelock, T, Kansas (186)
17. Dan Wisniewski, G, Pittsburgh (197)
18. Jim Villa, HB, Allegheny (208)
19. Charles Froehle, T, St. John's Minn. (222)
20. Walt Livingston, HB, Heidelberg (233)
21. Owen Mulholland, HB, Houston (244)
22. Chet Van Atta, LB, Kansas (258)
23. Connie Baird, E, Hardin-Simmons (269)
24. Harwood Hoefft, E, S. Dakota State (280)
25. Harlon Geach, T, College of Idaho (294)
26. Joe Unitas, T, Louisville (305)
27. Len DeMalon, LB, St. Vincent's (Pa.) (316)
28. Walt Schneider, T, Colorado (330)
29. Bob Rasmussen, G, Minnesota (341)
30. Bob Bailey, E, Thiel (352)

1958 (Pos: 10th)

1. Leonard Lyles, HB, Louisville (10)
2. Bob Stransky, HB, Colorado (23)
3. Joe Nicely, G, West Virginia (34)
4. Les Walters, E, Penn State (47)
- 5A. Raymond Brown, QB-HB, (49)
Mississippi
(From Chi. Card. for DT-Tom Fennin)
- 5B. To New York for RB-Henry Moore (57)
6. Bob Taylor, E, Vanderbilt (68)
- 7A. John Sample, LB, Maryland State (78)
(From Pittsburgh for B-Dick Young)
- 7B. John Diehl, T, Virginia (81)
8. Floyd Peters, G, (92)
San Francisco State
9. Harold Bullard, FB, Lenoir-Rhyne (105)
10. Ray Schamber, HB, South Dakota (116)
11. Bobby Jordan, HB, VMI (129)
12. Tommy Addison, T, South Carolina (140)
13. Jerry Richardson, E, Wofford (153)
14. Ken Hall, HB-FB, Texas A&M (164)
15. Les Carney, HB, Ohio (177)
16. Arch Matsos, G-LB, (188)
Michigan State
17. James Reese, QB, Minnesota (201)
18. Dave Lloyd, C, Georgia (212)
19. Tim Murnen, G, Bowling Green (225)
20. Tom Forrestal, QB, Navy (236)

21. Jim Faulk, HB, Texas Christian (249)
22. Bob McKee, E, Monmouth (260)
23. Phil Parslow, HB, UCLA (273)
24. Bobby Sandlin, HB, Tennessee (284)
25. Jim Roundtree, HB, Florida (297)
26. Bob Grimes, G, Central Michigan (308)
27. George Dintiman, HB, Lock Haven (321)
28. Jim Murphy, T, (332)
East Tennessee State
29. Doug Padgett, E, Duke (345)
30. Gary Lund, G, Utah State (356)

1959 (Pos: 12th)

1. Jackie Burkett, C, LB, Auburn (12)
2. Dave Sherer, E, SMU (24)
3. To Detroit for DE-Ray Krouse (36)
4. Zeke Smith, G-LB, Auburn (48)
5. Hanson Churchwell, G-LB, (60)
Mississippi
6. Palmer Pyle, T, Michigan State (72)
7. Harold Lewis, HB, Houston (84)
8. Tom Coffey, HB, West Texas State (96)
9. Tom Brown, G, Minnesota (108)
10. Don Stewart, E, SMU (120)
11. Tom Stephens, HB, Syracuse (132)
12. Richard Wood, QB, Auburn (144)
13. Rudy Smith, G-T, Mississippi (156)
14. Ferdie Burket, HB, SE Oklahoma (168)
15. Ted Foret, T, Auburn (180)
16. Morris Keller, T, Clemson (192)
17. Leroy Bergan, T, (204)
South Dakota State
18. Opie Bandy, E-LB, Tulsa (216)
19. Milton Crain, C-LB, Mississippi (228)
20. Paul Balonick, C-LB, NC State (240)
21. John Herrnstein, FB, Michigan (252)
22. Lonny Leatherman, T, TCU (264)
23. Bob Davis, HB, Houston (276)
24. Bob Novogratz, G-LB, Army (288)
25. Ed Kieffer, HB, Syracuse (300)
26. Rene Lorio, HB, (312)
Mississippi Southern
27. Thurman Terry, T, (324)
Rice University
28. Fred Long, FB, Iowa (336)
29. Perry McGriff, E, Florida (348)
30. Blair Weese, FB, (360)
West Virginia Tech

1960 (Pos: 10th)

1. Ron Mix, T, USC (10)
- 2A. Don Floyd, T, TCU (23)
- 2B. Marvin Terrell, G, Mississippi (24)
(From New York for QB-George Shaw)
3. Jim Welch, HB, SMU (34)
4. Gerhard Schwedes, HB, (47)
Syracuse
5. Marvin Lasater, HB, TCU (58)
6. Al Bansavage, G, USC (71)
7. Jerry Beabout, T, Purdue (82)
8. Jim Colvin, T, Houston (95)
- 9A. Bob Hall, T, Kent State (103)

- 9B. Don Perkins, HB, New Mexico (106)
(From Philadelphia for B-Jimmy Carr)
- 10A. Ernest Barnes, C, (112)
N. Carolina Col.
- 10B. Bobby Boyd, QB, Oklahoma (119)
(From Wash. for G-Hanson Churchwell)
11. Bob Wehking, C, Florida (130)
12. Bill Bucek, HB, Rice (143)
13. Jim Nemeth, C, South Carolina (154)
14. Dale Johannsen, T, (167)
Augustana Col.
15. Larry Grantham, E, Mississippi (178)
16. George Boynton, HB, (191)
E. Texas State
17. Jim Beaver, T, Florida (202)
18. Dan Sheehan, T, Chattanooga (215)
19. Bill Carpenter, E, Army (226)
20. Bob Hogue, T, Shepherd (239)

1961 (Pos: 7th)

- 1A. Tom Matte, HB, Ohio State
- 1B. To San Francisco for E-Dee Mackey
2. Tom Gilburg, T, Syracuse
3. Jerry Hill, HB, Wyoming
4. Ken Gregory, E, Whittier
- 5A. Ron Osborne, T, Clemson
- 5B. Ed Dyas, FB, Auburn
(From Pittsburgh for DB-Bert Rechichar)
6. Don Kern, HB, VMI
7. Ike Grimsley, HB, Michigan State
8. Paul Terhes, QB, Bucknell
9. Pete Nicklas, T, Baylor
10. Bob Clemens, HB, Pitt
11. Ralph White, T, Bowling Green
12. Dick Reynolds, T, North Carolina State
13. Dallas Garber, FB, Marietta
14. Bob Hunt, T, SMU
15. E.A. Sims, E, New Mexico State
16. Tom Weisner, FB, Wisconsin
17. Steve Jastrzembksi, E, Pittsburgh
18. Wilson Allison, T, Baylor
19. Joe Novsek, T, Tulsa
20. Al Kimbrough, HB, Northwestern



Tom Matte was the Colts first pick in the 1961 draft.



HISTORY

1962 (Pos: 9th)

1. Wendell Harris, HB, Louisiana State
2. Bill Saul, LB, Penn State
3. Dan Sullivan, T, Boston College
4. Jim Dillard, HB, Oklahoma State
- 5A. To Green Bay for QB-Lamar McHan
- 5B. Jerry Croft, G, Bowling Green (Choice from Pittsburgh)
6. To Washington for DB-Gary Gllick
7. Fred Miller, T, Louisiana State
8. Pete Brokaw, HB, Syracuse
- 9A. Roy Walker, FB, Purdue (From Dallas for RB-Don Perkins)
- 9B. Walt Rappold, QB, Duke
10. Fred Moore, T, Memphis State
11. Scott Tyler, HB, Miami, Ohio
12. Bake Turner, HB, Texas Tech
13. Charles Holmes, FB, Maryland State
14. Stinson Jones, HB, VMI
15. Joe Monte, G, Furman
16. Ray Abruzzese, HB, Alabama
17. Bill Knocek, QB, Fresno State
18. Mel Rideout, QB, Richmond
19. Fred Gillett, HB, Los Angeles State
20. Herm McKee, HB, Washington State

1963 (Pos: 5th)

1. Bob Vogel, T, Ohio State
- 2A. John Mackey, E-HB, Syracuse
- 2B. Butch Wilson, FB, Alabama (From Pittsburgh for DB-John Sample)
3. To St. Louis for E-Dick Bielski
- 4A. Jerry Logan, HB, West Texas State
- 4B. Harlow Fullwood, T, Virginia Union (From Chicago for DB-Pete Manning)
5. Bill Ventura, E, Richmond
6. Jerry Cook, HB, Texas
7. Willie Richardson, E, Jackson State
8. Dave Hayes, FB, Penn State
9. Don Trull, QB, Baylor
10. Bill Siekierski, G, Missouri
11. Winston Hill, T, Texas Southern
12. Butch Maples, C, Baylor
13. Paul Watters, T, Miami (Ohio)
14. Neil Petties, E, San Diego State
15. Leon Mavity, HB, Colorado
16. Dick Quast, E, Memphis State
17. Kern Carson, HB, San Diego State
18. Luther Woodruff, T, North Carolina A&T
19. Steve Berzansky, FB, West Virginia
20. D.L. Hurd, E, San Francisco State

1964 (Pos: 8th)

1. Marv Woodson, HB, Indiana
2. Tony Loric, HB, Arizona State
3. To Dallas for RB-J.W. Lockett
4. Ted Davis, LB, Georgia Tech
5. Ed Lothamer, T, Michigan State
6. Jim Mazurek, T, Syracuse
7. Ken Sugarman, T, Whitworth
8. John Williamson, LB, Louisiana Tech
9. Vince Turner, HB, Missouri

10. To Detroit for K-Jim Martin
11. John Paglio, T, Syracuse
12. Ken Graham, HB, Washington State
13. Charlie Parker, T, Southern Mississippi
14. John Case, E, Clemson
15. Larry Kramer, T, Nebraska
16. Roger Lopes, FB, Michigan State
17. Don Green, HB, Susquehanna
18. Alvin Haymond, HB, Southern U
19. Owen Dejanovich, T, ASU (Flagstaff)
20. John Butler, FB, San Diego State

1965 (Pos: 14th)

1. Mike Curtis, FB-LB, Duke
2. Ralph Neely, T, Oklahoma
- 3A. To San Francisco for WR-Raymond Berry
- 3B. Glenn Ressler, G, Penn State (From Pittsburgh for HB-Marv Woodson, LB-Bill Saul)
- 4A. Dave Johnson, HB, San Jose State
- 4B. Martin Schottenheimer, LB, Pitt (From Washington for RB-J.W. Lockett)
5. John McGuire, E, Syracuse
- 6A. Al Atkinson, T, Villanova
- 6B. Bob Felts, HB, Florida A&M (From New York for DB-Andy Nelson, WR-R.C. Owens)
7. John Kolocek, T, Corpus Christi
8. Roosevelt Davis, T, Tennessee A&I
9. Tom Bleick, HB, Georgia Tech
10. George Harold, HB, Allen U
11. Lamar Richardson, E, Fisk U
12. Ted Radosovich, G, Cincinnati
13. Bruce Airheart, HB, North Dakota State
14. Jerry Fishman, LB, Maryland
15. Roy Hilton, E, Jackson State
16. Steve Tensi, QB, Florida State
17. Fred Reichardt, E, Wisconsin
18. Charley King, HB, Purdue
19. Barry Brown, E-LB, Florida
- 20A. George Haffner, QB, McNeese State
- 20B. Raymond Johnson, C, Prairie View (From Washington for K-Jim Martin)



Mike Curtis was the team's first-round choice in 1965.

1966 (Pos: 15th)

1. Sam Ball, T, Kentucky
2. Butch Allison, G, Missouri
3. Rick Kestner, E, Kentucky
- 4A. Rod Sherman, FL, Southern California (From Dallas for G/T-Ralph Neely)
- 4B. Hoyle Granger, FB, Mississippi State
5. Choice to Dallas
6. Stas Maliszewski, LB, Princeton
- 7A. Dave Ellis, T, North Carolina State (From San Francisco for DT-Dan La Rose)
- 7B. Ray Perkins, FL, Alabama
- 8A. Gerald Allen, HB, Omaha (From Minnesota for T-Larry Kramer)
- 8B. Jack White, QB, Penn State
9. Gerald Gross, HB, Auburn
10. Claude Brownlee, DE, Benedict
11. Eric Crabtree, HB, Pittsburgh
12. Jim Carter, G, Tennessee A&I
13. Bob Hadrick, E, Purdue
14. Jim Ward, QB, Gettysburg
15. Lee Garner, LB, Mississippi
16. Rod Stewart, E, Duke
17. Randy Matson, T, Texas A&M
18. Ed Toner, T, Massachusetts
19. Ken Duke, FB, Morgan State
20. Tom Carr, T, Morgan State

1967 (Pos: 20-18-19)

- 1A. Bubba Smith, DE, Michigan State (1) (From N.O. for QB-Gary Cuozzo, OL-Butch Allison & D17-67)
- 1B. Jim Detwiler, HB, Michigan (20)
2. Rick Volk, DB, Michigan (45)
- 3A. Norman Davis, G, Grambling (54) (From N.O. in QB-Gary Cuozzo trade)
- 3B. Leon Ward, LB, Oklahoma State (71)
4. Charles Stukes, DB, (100) Maryland St.
5. Ron Porter, LB, Idaho (126)
- 6A. Terry Southall, QB, Baylor (137) (From Atlanta for T-Lou Kirouac)
- 6B. To Atlanta for G-Dale Mommelaar
7. Bo Rein, FL, Ohio State (179)
- 8A. Lee Anderson, DT, Bishop (202) (From St. L. for LB-Mike Strofolino)
- 8B. Cornelius Johnson, T, Va. Union (204)
9. Ron Kirkland, HB, Nebraska (229)
10. Leigh Gilbert, FB, (258) Northern Illinois
11. Herman Reid, T, St. Augustine's (290)
- 12A. Preston Pearson, DB, Illinois (298) (From Pittsburgh for G-Jim Carter)
- 12B. J.B. Christian, G, (307) Oklahoma State
13. Marc Allen, DT, (335) West Texas State
14. Pat Conley, LB, Purdue (359)
15. Bob Wade, DB, Morgan State (385)
16. Don Alley, FL, Adams State (413)
17. To N.O. in QB-Gary Cuozzo trade



HISTORY

1968 (Pos: 23-24)

1. John Williams, T, Minnesota (23)
2. Bob Grant, LB, Wake Forest (50)
3. Rich O'Hara, E, Northern Arizona(78)
4. James Duncan, DB, Maryland St.(107)
- 5A. Paul Elzey, LB, Toledo (126)
(From N.Y. for DT-Bob Lurtsema)
- 5B. To Cleveland for P-David Lee
6. Choice to Atlanta
7. Anthony Andrews, HB, (188)
Hamp. Inst.
8. Tommy Davis, DT, (216)
Tennessee A&I
9. Terry Cole, FB, Indiana (242)
- 10A. Ocie Austin, DB, Utah State (257)
(From Wash. for RB-Gerald Allen)
- 10B. Ed Tomlin, FB, Hampton Inst. (270)
11. Bill Pickens, G, Houston (296)
12. James Jackson, DT, (324)
Jackson St.
13. Howie Tennebar, G, Kent State (350)
14. Charles Mitchell, TE, (378)
Alabama St.
15. Jeff Beaver, QB, North Carolina (404)
16. Walt Blackledge, FL, (432)
San Jose St.
17. Ray Pederson, G, (458)
St. Coll. of Iowa

1969 (Pos: 25th)

1. Ed Hinton, FL, Oklahoma (25)
- 2A. Ted Hendricks, LB, Miami (33)
- 2B. Tom Maxwell, DB, Texas A&M (51)
3. Dennis Nelson, T, Illinois State (77)
- 4A. Jackie Stewart, FB, Texas Tech (87)
(From Wash. for RB-Gerald Allen)
- 4B. To Atlanta for G-Dan Grimm
- 5A. To Atlanta for G-Dan Grimm
- 5B. King Dunlap, DT, Tennessee A&I (129)
6. Bill Fortier, G, Louisiana State (154)
- 7A. Gary Fleming, LB, Stanford (163)
(From N.O. in QB-Gary Cuozzo trade)
- 7B. Roland Moss, RB, Toledo (181)
8. Sam Havrilak, DB, Bucknell (207)
- 9A. George Wright, DT, (210)
Sam Houston
(From Atlanta for C-Phil Sobocinski)
- 9B. Larry Good, QB, Georgia Tech (232)
10. Marion Griffin, TE, Purdue (259)
11. Ken Delaney, T, Akron (285)
12. Butch Riley, LB, Texas A&I (310)
13. Carl Mauck, LB, (337)
Southern Illinois
14. Dave Bartlett, LB, Colorado (363)
15. George Thompson, DB, (389)
Marquette
16. Jim McMillan, FL, The Citadel (415)
17. Joe Cowan, FL, Johns Hopkins (441)

1970 (Pos: 18th)

1. Norm Bulaich, RB, TCU (18)
2. Jim Bailey, DT, Kansas (44)
- 3A. Jim O'Brien, K-WR, Cincinnati (70)
- 3B. Ara Person, TE, Morgan State (74)
(From Phil. for LB-Ron Porter)
- 4A. Steve Smear, DT, Penn State (95)
(From Wash. for LB-Dennis Gaubatz)
- 4B. To Green Bay for T-Ron Kostelnik
5. Billy Newsome, DE, Grambling (122)
6. Ron Gardin, FL, Arizona (148)
7. Gordon Slade, QB, Davidson (174)
8. Bob Bouley, T, Boston College (199)
9. Barney Harris, CB, Texas A&M (226)
10. Dick Palmer, LB, Kentucky (252)
11. George Edwards, RB, (278)
Fairmont St.
12. Don Burrell, FL, Angelo State (304)
13. Dave Polak, LB, Bowling Green (330)
14. Tom Curtis, S, Michigan (356)
15. Philip Gary, DE, Kentucky State (382)
16. Jack Maitland, RB, Williams (408)
17. Alvin Pearman, RB, Colgate (434)

1971 (Pos: 26th)

- 1A. Don McCauley, RB, (22)
North Carolina
(From Miami for Don Shula)
- 1B. Leonard Dunlap, DB, (26)
N. Texas St.
2. Bill Atessis, DT, Texas (52)
3. Karl Douglas, QB, Texas A&I (78)
4. To Pittsburgh for WR-Roy Jefferson
5. John Andrews, TE, Indiana (130)
6. Ken Frith, DT, (156)
Northeast Louisiana
7. Gordon Bowdell, WR, Mich. St.(182)
8. Willie Bogan, DB, Dartmouth (207)
9. Bill Burnett, RB, Arkansas (234)
10. Rex Kern, QB, Ohio State (260)
11. Dave Jones, LB, Baylor (286)
- 12A. Bob Wuensch, T, Texas (294)
(From Pitt. for RB-Preston Pearson,
DB-Ocie Austin)
- 12B. Bill Triplett, WR, (312)
Michigan State
13. Tom Neville, LB, Yale (338)
14. Mike Mikolayunas, RB, Davidson(364)
15. Mike Hogan, LB, Michigan State(390)
16. Rich Harrington, DB, Houston (416)
17. Don Nottingham, RB, Kent State (441)

1972 (Pos: 22nd)

1. Tom Drougas, T, Oregon (22)
- 2A. Jack Mildren, S, Oklahoma (46)
(From Oak. for DB-Tom Maxwell,
D4 & D7-72)
- 2B. Glenn Doughty, WR, Michigan (47)
(From Wash. for LB-Bob Grant)
- 2C. Lydell Mitchell, RB, Penn State (48)
3. To Oakland for WR-Eldridge Dickey
- 4A. To Oak. for LB-Bill Laskey (104)

- & D2-724B. Eric Allen, WR,
Michigan State
(From S.D. for DT-George Wright)
- 5A. Don Croft, DT, Texas El Paso (115)
(From New England for DB-Ron Gardin)
- 5B. To New Orleans for G-John Shinners
6. Bruce Laird, S, American Intl. (152)
- 7A. John Sykes, RB, Morgan State (169)
(From Wash. for LB-Bob Grant)
- 7B. To Oak. for LB-Bill Laskey & D2-72
- 8A. Al Qualls, LB, Oklahoma (191)
(From S.D. for DT-George Wright)
- 8B. Van Brownson, QB, Nebraska (204)
- 9A. Gary Hambell, DT, Dayton (215)
(From G.B. for DT-Jim DeLisle)
- 9B. To Cleveland for LB-Tom Beutler
10. Dave Schilling, RB, Oregon State (256)
11. Fred DeBernardi, DE, (282)
Tex. El Paso
12. Gary Theiler, TE, Tennessee (308)
13. Herb Washington, WR, Mich. St.(334)
14. John Morris, C, Missouri Valley(359)
15. Robin Parkhouse, LB, Alabama (386)
16. Gary Wichard, QB, C.W. Post (412)
17. Stan White, LB, Ohio State (438)

1973 (Pos: 10th)

- 1A. Bert Jones, QB, Louisiana State (2)
(From N.O. for DE-Billy Newsome
& D4-73)
- 1B. Joe Ehrmann, DT, Syracuse (10)
2. Mike Barnes, DE, Miami (35)
- 3A. Bill Olds, RB, Nebraska (61)
(From Houston for C-Bill Curry)
- 3B. Jamie Retella, LB, Tennessee (62)
- 4A. Gery Palmer, T, Kansas (83)
(From Phil. for RB-Norm Bulaich)
- 4B. Ollie Smith, WR, Tennessee State(85)
(From S.D. for DB-Leonard Dunlap)
- 4C. To New Orleans for D1-73
5. David Taylor, G, Catawba (114)
6. To N.O. for G-John Shinners
7. To Denver for TE-John Mosier
- 8A. Ray Oldham, DB, (189)
Mid. Tennessee
(From San Diego for RB-Tom Matte)
- 8B. Bill Windauer, G, Iowa (191)
9. To Wash. for WR-Cotton
Speyrer & D1-73
10. To N.Y. Jets for DT-Chuck Hinton
11. Dan Neal, C, Kentucky (270)
12. Bernard Thomas, DE, (295)
W. Michigan
13. Tom Pierantozzi, QB, (322)
West Chester
14. Ed Williams, RB, West Virginia(347)
15. Jackie Brown, DB, (374)
South Carolina
16. Marty Januszkiewicz, RB, (399)
Syracuse
17. Guy Falkenhagen, T, (426)
N. Michigan



HISTORY



Bert Jones, the Colts' first pick in the 1973 draft, spent nine seasons with the team (1973-1981).

1974 (Pos: 5th)

- 1A. John Dutton, DE, Nebraska (5)
- 1B. Roger Carr, WR, Louisiana Tech (24)
(From L.A. for OG-John Williams)
- 2A. Fred Cook, DE, Sou. Mississippi (32)
- 2B. Ed Shuttlesworth, RB, Michigan (37)
(From Phil. for RB-Norm Bulaich)
- 3A. Glenn Robinson, LB, (57)
Oklahoma St.
- 3B. Robert Pratt, G, North Carolina (67)
(From Denver for LB-Ray May)
4. Tony Bell, DB, Bowling Green (84)
- 5A. To Detroit for LB-Ed Mooney
- 5B. Doug Nettles, DB, Vanderbilt (129)
(From Minn. for DB-Charlie Stukes)
- 6A. To Miami for RB-Hubert Ginn
- 6B. Danny Rhodes, LB, Arkansas (140)
(From N.E. for DB-Jack Mildren)
- 7A. Noah Jackson, G, Tampa (161)
- 7B. Dan Dickel, LB, Iowa (170)
(From Denver for LB-Bill Laskey)
- 7C. Freddie Scott, WR, Amherst (174)
(From Buffalo for TE-John Mosier)
- 8A. Greg Latta, TE, Morgan State (188)
- 8B. Paul Miles, RB, Bowling Green (198)
(From Denver for LB-Ray May)
9. To Wash. for WR-Cotton Speyrer & D1-73
- 10A. Bob Van Duyn, G, Idaho (240)
- 10B. Glenn Ellis, DT, Elon (257)
(From L.A. for DB-Jerry Logan)
11. Tim Rudnick, DB, Notre Dame (265)
- 12A. Dave Simonson, T, Minnesota (292)
- 12B. Bob Bobrowski, QB, Purdue (307)
(From Wash. for LB-Ed Mooney)
13. Randy Hall, DB, Idaho (317)
14. Ed Collins, WR, Rice (344)
15. Pat Kelly, LB, Richmond (369)
16. Dave Margavage, T, Kentucky (396)
- 17A. Tim Berra, WR, Massachusetts (421)
- 17B. Buzzy Lewis, DB, Florida State (436)
(From Wash. for OG-Cornelius Johnson)

1975 (Pos: 1st)

- 1A. To Atl. for OT-George Kunz & D1-75
- 1B. Ken Huff, G, North Carolina (3)
(From Atl. in OT-George Kunz trade)
2. To G.B. for LB-Tom MacLeod & D8-75
- 3A. Mike Washington, DB, Alabama (53)

- 3B. Dave Pear, DT, Washington (56)
(From Chi. for rights to TE-Greg Latta)
- 4A. Marshall Johnson, RB, Houston (80)
- 4B. Paul Linford, DT, Brigham Young (93)
(From N.Y. Jets for DT-Jim Bailey)
5. Roosevelt Leaks, RB Texas (105)
- 6A. To Atl. in OT-George Kunz trade
- 6B. Don Westbrook, WR, Nebraska (131)
(From N.Y. Giants for DE-Roy Hilton)
- 7A. Kim Jones, RB, Colorado State (157)
- 7B. Steve Joachim, QB, Temple (160)
(From Chi. for rights to TE-Greg Latta)
- 7C. Derrel Luce, LB, Baylor (168)
(From Chi. for rights to TE-Greg Latta)
- 8A. John Bushong, DE, W. Kentucky (184)
- 8B. Greg Denboer, TE, Michigan (187)
(From Denver for T-Tom Drougas)
- 8C. Mario Cage, RB, NW Louisiana (192)
(From G.B. in LB-Ted Hendricks trade)
9. Royce McKinney, DB, (209)
Kentucky St.
10. Phil Waganheim, P, Maryland (236)
11. Dave Hazel, WR, Ohio State (261)
12. Brad Storm, LB, Iowa State (288)
13. John Roman, G, Idaho State (313)
14. Mike Smith, C, SMU (339)
15. John Goodie, RB, Langston (365)
- 16A. Bill Malouf, WR-DB, Mississippi (392)
- 16B. Mike Evavold, DT, Macalester (399)
(From S.F. in conditional trade)
- 16C. Bob Smith, DB, Maryland (409)
(From Oak. for D13 & D17-76)
- 17A. David McKnight, LB, Georgia (416)
- 17B. Mike Bengard, DE, NW Iowa (426)
(From S.F. in conditional trade)
- 17C. Frank Russell, WR, Maryland (440)
(From Oak. for D13 & D17-76)

1976 (Pos: 20th)

1. Ken Novak, DT, Purdue (20)
2. To Pitt. for rights to T-Ed George
- 3A. Ed Simonini, LB, Texas A&M (81)
- 3B. Ron Lee, RB, West Virginia (90)
(From T.B. for DB-Mike Washington)
4. To Pitt. for rights to T-Ed George
- 5A. Sanders Shiver, LB, (134)
Car.-Newman
(From Chi. for rights to G-N. Jackson)
- 5B. Mike Kirkland, QB, Arkansas (143)
6. To Buffalo for LB-Jim Cheyunski
7. To Chicago for D7-75 & D5-76
8. Ricky Thompson, WR, Baylor (228)
9. Stu Levenick, T, Illinois (258)
10. Tim Baylor, DB, Morgan State (283)
11. Rick Gibeay, DT, Georgia Tech (310)
12. Frank Stavroff, K, Indiana (339)
13. To Oakland for D16 & D17-75
14. Jeremiah Cummings, DE, (394)
Alb. (Ga.) St.
15. Gary Alexander, T, Clemson (424)
- 16A. Mike Fuhrman, TE, (449)
Memphis St. (From Wash. for WR-Cotton Speyrer)

- 16B. Steve Ludwig, C, Miami (Fla.) (451)
17. To Oakland for D16 & D17-75

1977 (Pos: 26th)

1. Randy Burke, WR, Kentucky (26)
2. Mike Ozdowski, DE, Virginia (53)
3. To St. Louis for DB-Norm Thompson
4. To Washington for RB-Herb Mul-Key
5. To N.O. for RB-Howard Stevens
6. Calvin O'Neal, LB, Michigan (163)
7. Blanchard Carter, T, (193)
Nev.-Las Vegas
8. Glenn Helms, T-C, Georgia (220)
9. Ken Capriola, RB, (247)
Boston College
10. Ron Baker, G, Oklahoma State (277)
11. Brian Ruff, LB, The Citadel (300)
12. Bill Deutsch, RB, North Dakota (331)

1978 (Pos: 25th)

1. Reese McCall, TE, Auburn (25)
2. Mike Woods, LB, Cincinnati (52)
3. To San Francisco for C-Forest Blue
4. To Detroit for DT-Herb Orvis
- 5A. Frank Myers, OT, Texas A&M (117)
(From S.F. for QB-Marty Domres)
- 5B. To Kansas City for LB-Willie Lanier
6. Ben Garry, RB, S. Mississippi (161)
7. Jeff Logan, RB, Ohio State (191)
8. Monte Anthony, RB, Nebraska (218)
9. Dave Studdard, OT, Texas (245)
10. Dallas Owens, DB, Kentucky (275)
11. Henry Mason, WR, (302)
Cent. Missouri
12. Bruce Allen, P, Richmond (329)

1979 (Pos: 6th)

1. Barry Krauss, LB, Alabama (6)
2. To Oakland for WR-Mike Siani
- 3A. To Tampa Bay for RB-Don Hardeman
- 3B. Kim Anderson, DB, Arizona State (69)
(From Houston for D3 & D7-79)
4. To Detroit for QB-Greg Landry
5. Larry Braziel, DB, USC (115)
- 6A. To Buffalo for DB-Dwight Harrison
- 6B. Jim Moore, OT, Ohio State (150)
(From Wash. for WR-Ricky Thompson)
7. To Houston for D3-79
- 8A. Steve Heimkreiter, LB, (197)
Notre Dame
- 8B. Nesby Glasgow, DB, Washington (207)
(From Minn. for OT-Frank Myers)
9. Russ Henderson, P, Virginia (224)
10. Steven Stephens, TE, (254)
Oklahoma St.
11. John Priestner, LB, W. Ontario (280)
12. Charles Green, WR, (306)
Kansas State



HISTORY

1980 (Pos: 5th)

- 1A. Curtis Dickey, RB, Texas A&M (5)
- 1B. Derrick Hatchett, DB, Texas (24)
(From Dallas for DE-John Dutton)
- 2A. Ray Donaldson, C, Georgia (32)
- 2B. Tim Foley, OT, Notre Dame (51)
(From Dallas for DE-John Dutton)
- 3. To Detroit for QB-Greg Landry
- 4. Ray Butler, WR, USC (88)
- 5. To Kansas City for RB-Mark Bailey
- 6. Chris Foote, C, USC (144)
- 7. Wesley Roberts, DE, TCU (170)
- 8A. Ken Walter, OT, Texas Tech (195)
(From Detroit for LB-Stan White)
- 8B. To Denver for P-Bucky Dilts
- 9. Mark Bright, RB, Temple (227)
- 10. Larry Stewart, OT, Maryland (254)
- 11. Ed Whitley, TE, Kansas State (280)
- 12A. Randy Bielski, K, Towson State(311)
- 12B. Marvin Sims, RB, Clemson (324)
(From Denver for RB-Don Hardeman)

1982 (Pos: 2-1)

- 1A. Johnie Cooks, LB, Mississippi St. (2)
- 1B. Art Schlichter, QB, Ohio State (4)
(From L.A. for QB-Bert Jones)
- 2A. Leo Wisniewski, NT, Penn State(28)
- 2B. Rohn Stark, P, Florida State (34)
(From L.A. for QB-Bert Jones)
- 3. James Burroughs, DB, (57)
Michigan St.
- 4. Mike Pagel, QB, Arizona State (84)
- 5. Terry Crouch, OG, Oklahoma (113)
- 6. Pat Beach, TE, (140)
Washington State
- 7. Fletcher Jenkins, NT, (169)
Washington
- 8. Tony Loia, OG, Arizona State (196)
- 9. Tony Berryhill, C, Clemson (225)
- 10. Tom Deery, DB, Widener (252)
- 11. Lamont Meacham, DB, (280)
W. Kentucky
- 12. Johnny Wright, RB, S. Carolina(307)

USFL SUPPLEMENTAL DRAFT

- 1. Paul Bergmann, TE, UCLA
- 2. Albert Bentley, RB, Miami
- 3. Byron Smith, DT, California

1985 (Pos: 5-4)


- 1. Duane Bickett, LB, USC (5)
- 2. Don Anderson, DB, Purdue (32)
- 3. Anthony Young, DB, Temple (61)
- 4. Willie Broughton, DE, Miami (88)
- 5. Roger Caron, OT, Harvard (117)
- 6. To Dallas for OT-Steve Wright
- 7. James Harbour, WR, Mississippi (173)
- 8. Ricky Nichols, WR, East Carolina (200)
- 9. Mark Boyer, TE, USC (229)
- 10. Andre Pinesett, DT, Cal-Fullerton (256)
- 11. To L.A. for DB-George Radachowsky
- 12. David Burnette, OT, C. Arkansas (312)



Ray Donaldson was a four-time Pro Bowler with the Colts.

1983 (Pos: 1st)

- 1. John Elway, QB, Stanford (1)
- 2. Vernon Maxwell, LB, Arizona State(29)
- 3. George Achica, NT, USC (57)
- 4. Phil Smith, WR, San Diego State (85)
- 5. Sid Abramowitz, OT, Tulsa (113)
- 6A. To San Diego for K-Mike Wood
- 6B. Grant Feasel, C, Abilene Christian(161)
(From S.D. for DB-Bruce Laird)
- 7. Alvin Moore, RB, Arizona State(169)
- 8. To Denver for OT-Glenn Hyde
- 9A. Jim Mills, OT, Hawaii (225)
- 9B. Chris Rose, OT, Stanford (241)
(From Atl. for P-Dave Smigelsky)
- 10. Ronald Hopkins, DB, Murray St.(252)
- 11. Jim Bob Taylor, QB, (280)
Georgia Tech
- 12. Carl Williams, WR, (308)
Tex. Southern



Duane Bickett was the first pick for Indianapolis in the 1985 NFL Draft.

1981 (Pos: 12-11)

- 1A. Randy McMillan, RB, Pittsburgh (12)
- 1B. Donnell Thompson, DT, (18)
N. Carolina (From Minn. for D2a, D2b & D5-81)
- 2A. To Minnesota for D1-81
- 2B. To Minnesota for D1-81
- 3. Randy Van Divier, OT, Washington (68)
- 4. Tim Sherwin, DT, Boston College (94)
- 5. To Minnesota for D1-81
- 6. Bubba Green, DT, (149)
N. Carolina St.
- 7. Obed Arieri, K, Clemson (178)
- 8A. Ken Sitton, DB, Oklahoma (204)
- 8B. Hosea Taylor, DT, Houston (220)
(From Phil. for OG-Ron Baker)
- 9. Tim Gooch, DE, Kentucky (233)
- 10A. Gregg Gerken, LB, N. Arizona (256)
(From S.F. for DT-Jim Krahl)
- 10B. Trent Bryant, DB, Arkansas (259)
- 11. Holden Smith, WR, California (288)
- 12. Eric Scoggins, LB, USC (315)

1984 (Pos: 8th)

- 1A. Leonard Coleman, DB, Vanderbilt (8)
- 1B. Ron Solt, OG, Maryland (19)
(From Denver for QB-John Elway)
- 2. Blaise Winter, DT, Syracuse (35)
- 3. Chris Scott, DT, Purdue (66)
- 4. Craig Curry, DB, Texas (93)
- 4B. George Wonsley, RB, Miss. St.(103)
(From Seattle for WR-Roger Carr)
- 5A. Golden Tate, WR, Tennessee St. (120)
- 5B. Kevin Call, OT, Colorado State (130)
(From Seattle for OG-Robert Pratt)
- 6. Dwight Beverly, RB, Illinois (147)
- 7. To Det. for OT-Karl Baldischwiler
- 8. Eugene Daniel, DB, Louisiana St. (205)
- 9. To Dallas for K-Raul Allegre
- 10. To Detroit for WR-Tracy Porter
- 11. Bob Stowe, OT, Illinois (290)
- 12. Steve Hathaway, DE, W. Virginia(317)

1986 (Pos: 7-6-5-4)

- 1A. Jon Hand, DE, Alabama (4)
(From N.O. for D1 & D3-86)
- 2B. Jack Trudeau, QB, Illinois (47)
(From Dallas in D2 swap for QB-Gary Hogeboom)
- 3. To New Orleans for D1-86
- 4. Bill Brooks, WR, Boston University(86)
- 5A. Scott Kellar, DT, Northern Illinois(117)
- 5B. Gary Walker, C, Boston University(124)
(From S.D. for LB-Vernon Maxwell)
- 6. To L.A. for D7a, D7b & D12-86
- 7A. Steve O'Malley, NT, N. Illinois (171)
- 7B. Chris White, K, Illinois (172)
(From L.A. for D6-86)
- 7C. Tommy Sims, DB, Tennessee (190)
(From L.A. for D6-86)
- 8. Trell Hooper, DB, Memphis State(198)
- 9. Bob Brotzki, OT, Syracuse (228)
- 10A. To St. Louis for LB-Dave Ahrens
- 10B. Pete Anderson, C, Georgia (266)
(From S.D. for QB-Mark Herrmann)
- 11. To Buffalo for QB-Matt Kofler
- 12A. Steve Wade, DT, Vanderbilt (309)
- 12B. Isaac Williams, DT, Florida State (326)
(From L.A. for D6-86)



HISTORY

1987 (Pos: 2nd)

1. Cornelius Bennett, LB, Alabama (2)
2. To Wash. for WR-Walter Murray
3. Chris Gambol, OT, Iowa (58)
4. Randy Dixon, OT, Pittsburgh (85)
5. Roy Banks, WR, Eastern Illinois (114)
6. Freddie Robinson, DB, Alabama (142)
7. Mark Bellini, WR, Brigham Young (170)
- 8A. To Tampa Bay for DB-John Holt
- 8B. Chuckie Miller, DB, UCLA (200)
(From Buffalo for OT-Roger Caron)
- 9A. To N.Y. Giants for DB-Kenny Daniel
- 9B. Bob Ontko, LB, Penn State (247)
(From Cleve. for QB-Mike Pagel)
10. Chris Goode, DB, Alabama (253)
11. Jim Reynosa, DE, Arizona State (281)
12. David Adams, RB, Arizona (309)

1988 (Pos: 21-20-22)

1. To L.A. for RB-Eric Dickerson
2. To L.A. for RB-Eric Dickerson
3. Chris Chandler, QB, Washington (76)
4. Michael Ball, DB, Southern Univ. (104)
5. John Baylor, DB, S. Mississippi (129)
6. To Wash. for WR-Clarence Verdin
7. To N.Y. Giants for DT-Jerome Sally
8. To Buffalo for OT-Roger Caron
9. Jeff Herrod, LB, Mississippi (243)
10. O'Brien Alston, LB, Maryland (270)
11. Donnie Dee, TE, Tulsa (297)
- 12A. Aatron Kenney, WR, Wis.-St. Point
(From Det. for QB-Derrick Ramsey)
- 12B. Tim Vesling, K, Syracuse (327)

1989 (Pos: 15-17-16)

- 1A. To Seattle for LB-Fredd Young
- 1B. Andre Rison, WR, Michigan State (22)
(From Phil. for OG-Ron Solt)
2. To L.A. for RB-Eric Dickerson
3. Mitchell Benson, DT, TCU (72)
4. Pat Tomberlin, OT, Florida State (99)
5. To Washington for D4 & D8-90
6. Quintus McDonald, LB, Penn St. (155)
- 7A. Ivy Joe Hunter, RB, Kentucky (182)
- 7B. Charles Washington, DB, (185)
Cameron (From NYG for TE-Tim Sherwin)
8. Kurt Larson, LB, Michigan State (212)
9. William Mackall, WR, (239)
Tenn.-Martin
10. Jim Thompson, OT, Auburn (266)
11. Wayne Johnson, QB, Georgia (296)
- 12A. William Dubose, RB, S.C. State (314)
(From T.B. for QB-Joe Ferguson)
- 12B. Steve Taylor, QB, Nebraska (323)

1990 (Pos: 12-11-14-13)

- 1A. Jeff George, QB, Illinois (1)
(From Atl. for OT-Chris Hinton,
WR-Andre Rison, D5-90 & D1-91)
- 1B. To Seattle for LB-Fredd Young

2. Anthony Johnson, RB, (36)
Notre Dame
3. To San Diego for LB-Chip Banks
- 4A. Stacey Simmons, WR, Florida (83)
(From Atl. with rights to D1-90)
- 4B. William Schultz, OG, USC (94)
- 4C. Alan Grant, DB, Stanford (103)
(From Washington for D5-89)
- 4D. Pat Cunningham, OT, Texas A&M (106)
(From Phil. for OG-Ron Solt)
5. To Atlanta for D1 & D4-90
6. Tony Walker, LB, SE Missouri St. (148)
7. James Singletary, LB, E. Carolina (179)
- 8A. Ken Clark, RB, Nebraska (206)
- 8B. Harvey Wilson, DB, (213)
Southern Univ.
(From Washington for D5-89)
9. Darvell Huffman, WR, (232)
Boston Univ.
10. To Dallas for OT-Zefross Moss
11. Canel Smith, DE, Pittsburgh (290)
- 12A. Gene Benhart, QB, W. Illinois (311)
(From S.D. for DB-Leonard Coleman)
- 12B. Dean Brown, OG, Notre Dame (316)

1991 (Pos: 14-13)

1. To Atlanta for D1 & D4-90
2. Shane Curry, DE, Miami (40)
3. Dave McCloughan, DB, Colorado (69)
4. Mark Vander Poel, OT, Colorado (96)
5. Kerry Cash, TE, Texas (125)
6. Mel Agee, DE, Illinois (152)
7. James Bradley, WR, Michigan St. (181)
8. Tim Bruton, TE, Missouri (208)
9. Howard Griffith, RB, Illinois (236)
10. Frank Giannetti, LB, Penn State (263)
11. Jerry Crafts, OT, Louisville (292)
12. Rob Luedeke, C, Penn State (319)

1992 (Pos: 1st)

- 1A. Steve Emtman, DT, Washington (1)
- 1B. Quentin Coryatt, LB, Texas A&M (2)
(From T.B. for QB-Chris Chandler)
2. Ashley Ambrose, DB, (29)
Miss. Val. St.
3. To L.A. for OT-Irv Pankey
- 4A. Rodney Culver, RB, Notre Dame (85)
- 4B. Anthony McCoy, NT, Florida (105)
(From Raid. for RB-Eric Dickerson)
5. Maury Toy, RB, UCLA (113)
6. Shoun Habersham, WR, UT-Chat. (141)
7. Derek Steele, DE, Maryland (169)
- 8A. Jason Belser, DB, Oklahoma (197)
- 8B. Ronald Humphrey, RB, (212)
Miss. Val. St.
(From Raid. for RB-Eric Dickerson)
9. Eddie Miller, WR, South Carolina (225)
10. Stephen Grant, LB, West Virginia (253)
11. To L.A. for OT-Irv Pankey
12. Michael Brandon, DE, Florida (309)

1993 (Pos: 16-15-17)

1. Sean Dawkins, WR, California (16)
- 2A. To Pittsburgh for D2 & D4-93
- 2B. Roosevelt Potts, RB, NE Louisiana (49)
(From Pittsburgh for D2-93)
- 3A. Ray Buchanan, DB, Louisville (65)
(From L.A. for D3 & D5-93)
- 3B. To L.A. D3-93
- 4A. Derwin Gray, DB, Brigham Young (92)
(From Chicago for D4 & D6-93)
- 4B. To Chicago for D4-93
- 4C. Devon McDonald, LB, Notre Dame (107)
(From Pittsburgh for D2-93)
5. To L.A. for D3-93
- 6A. Carlos Etheredge, TE, Miami (157)
- 6B. To Chicago for D4-93
7. Lance Lewis, RB, Nebraska (184)
8. Marquise Thomas, LB, Mississippi (211)

1994 (Pos: 2-3)

- 1A. Marshall Faulk, RB, San Diego St. (2)
- 1B. Trev Alberts, LB, Nebraska (5)
(From L.A. for D1 & D3-94)
2. Eric Mahlum, OG, California (32)
- 3A. Jason Mathews, OT, Texas A&M (67)
- 3B. To L.A. for D1-94
4. Bradford Banta, TE, USC (106)
5. John Covington, DB, Notre Dame (133)
6. Lamont Warren, RB, Colorado (164)
7. Lance Teichelman, DL, (196)
Texas A&M

1995 (Pos: 15-16)

1. Ellis Johnson, DE/T, Florida (15)
2. Ken Dilger, TE, Illinois (48)
3. Zack Crockett, RB, Florida State (79)
4. Ray McElroy, DB, Eastern Illinois (114)
5. Derek West, OT, Colorado (149)
6. Brian Gelzheiser, LB, Penn State (187)
7. Jessie Cox, LB, Texas-Southern (223)

1996 (Pos: 22-21-20-19-18)

- 1A. Marvin Harrison, WR, Syracuse (19)
(From Atl. in QB-Jeff George trade)
- 1B. To T.B. for QB-Craig Erickson
2. Dedic Mathis, DB, Houston (51)
3. Scott Slutzker, TE, Iowa (82)
4. Brian Milne, RB, Penn State (115)
5. Steve Martin, DT, Missouri (151)
- 6A. Keith Conlin, OT, Penn State (191)
- 6B. Mike Cawley, QB, James Madison (205)
(Compensatory Pick)
7. Adrian Robinson, DB, Baylor (232)

1997 (Pos: 19-18-17-21-20)

1. Tarik Glenn, OT, California (19)
2. Adam Meadows, OT, Georgia (48)
- 3A. To San Francisco for D3-97, D5-97
- 3B. Bert Berry, LB, Notre Dame (84)
(From San Francisco for D3-97)
4. Delmonico Montgomery, DB, (117)
Houston



HISTORY

- 5A. Nathaniel Jacquet, WR, (150)
San Diego St.
- 5B. Carl Powell, DE, Louisville (156)
(From San Francisco for D3-97)
- 6. Scott Von Der Ahe, LB, (182)
Arizona St.
- 7. Clarence Thompson, DB,
Knoxville College (219)

1998 (Pos: 1st)

- 1. Peyton Manning, QB, Tennessee (1)
- 2. Jerome Pathon, WR, Washington (32)
- 3A. To Carolina for President Bill Polian
- 3B. E.G. Green, WR, Florida State (71)
(From Baltimore for QB-Jim Harbaugh)
- 4A. To Baltimore for QB-Jim Harbaugh
- 4B. Steve McKinney, OG, Texas A&M(93)
(From Balt. for D4-98, D5-98, D6-98)
- 4C. To Baltimore for D4-98
- 5A. To Baltimore for D4-98
- 5B. Antony Jordan, LB, Vanderbilt (135)
(From Cincinnati for QB-Paul Justin)
- 6. To Baltimore for D4-98
- 7A. Aaron Taylor, OL, Nebraska (190)
- 7B. Cory Gaines, DB, Tennessee (231)
(Compensatory Pick)

1999 (Pos: 4-3-2)

- 1. Edgerrin James, RB, Miami (4)
- 2A. To Carolina for DB-Tyrone Poole
- 2B. Mike Peterson, LB, Florida (36)
(From St. Louis for RB-Marshall Faulk)
- 3. Brandon Burlsworth, OG, Arkansas (63)
- 4A. Paul Miranda, DB, Central Florida(96)
(From S.F. for D4-99, D6-99)
- 4B. To S.F. with D6-99 for D4-99
- 5A. To Pittsburgh for LB-Steven Conley
- 5B. Brad Scioli, DE, Penn State (138)
(From St. Louis for RB-Marshall Faulk)
- 6. To S.F. with D4-99 for D4-99
- 7A. Hunter Smith, P, Notre Dame (210)
- 7B. Corey Terry, LB, Tennessee (250)
(Compensatory Pick)



Colts 1999 draft selection, running back Edgerrin James, leads the franchise in career rushing yardage (9,226).

2000 (Pos: 28)

- 1. Rob Morris, LB, Brigham Young (28)
- 2. Marcus Washington, LB, Auburn (59)
- 3. David Macklin, DB, Penn State (91)
- 4. Josh Williams, DT, Michigan (122)
- 5A. Matt Johnson, OG, Brigham Young(138)

- 5B. To New Orleans with D6-00 for D5-00
- 6. To New Orleans with D5-00 for D5-00
- 7A. Rob Renes, DT, Michigan (235)
- 7B. Rodragus Brooks, DB, Ala. Birm. (238)
(From Oakland for D6-01)

2001 (Pos: 22-21-23)

- 1A. To N.Y. Giants for D1, D3, D6-01
- 1B. Reggie Wayne, WR, Miami (30)
(From N.Y. Giants for D1-01)
- 2A. Idrees Bashir, DB, Memphis (37)
(From Dallas for D2, D3-01)
- 2B. To Dallas for D2-01
- 3A. To Dallas for D2-01
- 3B. Cory Bird, DB, Virginia Tech (91)
(From N.Y. Giants for D1-01)
- 4. Ryan Diem, OG, Northern Illinois(118)
- 5. Raymond Walls, DB, (152)
Southern Mississippi
- 6A. To Oakland for D7-00
- 6B. Jason Doering, DB, Wisconsin (193)
(From N.Y. Giants for D1-01)
- 7. Rick DeMulling, OG, Idaho (220)

2002 (Pos: 11-10-9-8)

- 1. Dwight Freeney, DE, Syracuse (11)
- 2. Larry Triplett, DT, Washington (42)
- 3. Joseph Jefferson, DB, (74)
W. Kentucky
- 4. David Thornton, LB, North Carolina (106)
- 5. To Seattle for QB-Brock Huard
- 6a. David Pugh, DT, Virginia Tech (182)
- 6b. James Lewis, DB, Miami (183)
(From St. Louis for WR-Terrence Wilkins)
- 6c. Brian Allen, RB, Stanford (204)
(From St. Louis for P-John Baker)
- 7. Josh Mallard, DE, Georgia (220)

2003 (Pos: 24-26-25)

- 1. Dallas Clark, TE, Iowa (24)
- 2. Mike Doss, DB, Ohio State (58)
- 3. Donald Strickland, DB, Colorado (90)
- 4. Steve Sciullo, OG, Marshall (122)
- 5A. Robert Mathis, DE, Alabama A&M(138)
(From Houston for D4-04)
- 5B. Keyon Whiteside, LB, Tennessee (162)
- 6A. Cato June, DB, Michigan (198)
- 6B. Makoa Freitas, OT, Arizona (208)
(Compensatory)
- 7. To New Orleans for RB-Ricky Williams



Robert Mathis, a fifth-round selection in the 2003 NFL Draft, leads the franchise in sacks (123.0).

2004 (Pos: 29-28-27-26)

- 1. To Atlanta with D3-04 for D2, D3, D4-04
- 2A. To Pittsburgh for D2, D4-04
(From Atl. with D3, D4-04 for D1, D3-04)
- 2B. Bob Sanders, DB, Iowa (44)
(From Pittsburgh with D4-04 for D2-04)
- 2C. To Clev. with D5-04 for D3, D5, D6-04
- 3A. Ben Hartssock, TE, Ohio State (68)
(From Cle. with D5, D6-04 for D2, D5-04)
- 3B. Gilbert Gardner, LB, Purdue (69)
(From Atl. with D2, D4-04 for D1, D3-04)
- 3C. To Atlanta with D1-04 for D2, D3, D4-04
- 4A. Kendyll Pope, LB, Florida State (107)
(From Pittsburgh with D2-04 for D2-04)
- 4B. To Houston for DE-Robert Mathis
- 4C. Jason David, DB, Washington State(125)
(From Atl. with D2, D3-04 for D1, D3-04)
- 5A. Jake Scott, OT, Idaho (141)
(From Cle. with D3, D6-04 for D2, D5-04)
- 5B. To Cle. with D2-04 for D3, D5, D6-04
- 6A. Von Hutchins, DB, Mississippi (173)
(From Cle. with D3, D5-04 for D2, D5-04)
- 6B. Jim Sorgi, QB, Wisconsin (193)
- 7A. To Tampa Bay for DB-David Gibson
- 7B. David Kimball, K, Penn State (229)
(From St. Louis for DB-Rich Coady)

2005 (Pos: 29-28)

- 1. Marlin Jackson, DB, Michigan (29)
- 2. Kelvin Hayden, DB, Illinois (60)
- 3. Vincent Burns, DT, Kentucky (92)
- 4A. Dylan Gandy, C/G, Texas Tech (129)
- 4B. Matt Giordano, DB, California (135)
(Compensatory)
- 5A. Jonathan Welsh, DE, Wisconsin (148)
(From Philadelphia for D4-06)
- 5B. Rob Hunt, C/G, (165)
North Dakota State
- 5C. Tyjuan Hagler, LB, Cincinnati (173)
(Compensatory)
- 6. Dave Rayner, K, Michigan State (202)
- 7. Anthony Davis, RB, Wisconsin (243)

2006 (Pos: 30)

- 1. Joseph Addai, RB, Louisiana State(30)
- 2. Tim Jennings, DB, Georgia (62)
- 3. Freddy Keiaho, LB, (94)
San Diego State
- 4. To Philadelphia for DE-Jonathan Welsh
- 5. Michael Toudouze, OT, (162)
Texas Christian
- 6A. Charlie Johnson, OT, (199)
Oklahoma State
- 6B. Antoine Bethea, DB, Howard (207)
(Compensatory)
- 7. T.J. Rushing, DB, Stanford (238)
(From Tennessee for D6-07)



HISTORY

2007 (Pos: 32)

1. Anthony Gonzalez, WR, Ohio State (32)
- 2A. Tony Ugho, OT, Arkansas (42)
(From San Francisco for D4-07, D1-08)
- 2B. To Tampa Bay for DT-Booger McFarland
- 3A. Daymeion Hughes, DB, California (95)
- 3B. Quinn Pitcock, DT, Ohio State (98)
(Compensatory)
- 4A. To San Francisco with D1-08 for D2a-07
(From New Orleans for DB-Jason David)
- 4B. Brannon Condren, DB, Troy (131)
- 4C. Clint Session, LB, Pittsburgh (136)
(Compensatory)
- 5A. Roy Hall, WR, Ohio State (169)
- 5B. Michael Coe, DB, Alabama State(173)
(Compensatory)
6. To Tennessee for DB-T.J. Rushing
7. Keyunta Dawson, DE, Texas Tech (242)

2008 (Pos: 29-28-30)

1. To San Francisco with D4a-07 for D2-07
2. Mike Pollak, OG, Arizona State (59)
3. Philip Wheeler, LB, Georgia Tech (93)
4. Jacob Tamme, TE, Kentucky (127)
5. Marcus Howard, DE, Georgia (161)
- 6A. Tom Santi, TE, Virginia (196)
- 6B. Steve Justice, C, Wake Forest (201)
(Compensatory)
- 6C. Mike Hart, RB, Michigan (202)
(Compensatory)
- 6D. Pierre Garcon, WR, Mount Union(205)
(Compensatory)
7. Jamey Richard, OG, Buffalo (236)

2009 (Pos: 27-29-28)

1. Donald Brown, RB, Connecticut (27)
- 2A. Fili Moala, DT, Southern California(56)
(From Miami for D2b-09, D5-09)
- 2B. To Miami with D5-09 for D2a-09
3. Jerraud Powers, DB, Auburn (92)
- 4A. Austin Collie, WR, Brigham Young(127)
- 4B. Terrance Taylor, DT, Michigan (136)
(Compensatory)
5. To Miami with D2b-09 for D2a-09
6. Curtis Painter, QB, Purdue (201)
- 7A. Pat McAfee, P, West Virginia (222)
(From Philadelphia for D6-10)
- 7B. Jamie Thomas, OG, Maryland (236)

2010 (Pos: 22-21-23)

1. Jerry Hughes, DE, Texas Christian(31)
2. Pat Angerer, LB, Iowa (63)
3. Kevin Thomas, DB, USC (94)
4. Jacques McClendon, OG, Tennessee (129)
5. Brody Eldridge, TE, Oklahoma (162)
6. To Philadelphia for D7a-09
- 7A. Ricardo Mathews, DT, Cincinnati(238)
- 7B. Kavell Conner, LB, Clemson (240)
(Compensatory)
- 7C. Ray Fisher, DB, Indiana (246)
(Compensatory)

2011 (Pos: 31)

1. Anthony Castonzo, OT, (22)
Boston College
- 2A. Ben Ijalana, OG, Villanova (49)
(From Washington for D2b-11, D5-11)
- 2B. To Washington with D5-11 for D2a-11
3. Drake Nevis, DT, Louisiana State (87)
4. Delone Carter, RB, Syracuse (119)
5. To Washington with D2b-11 for D2a-11
6. Chris Rucker, DB, Michigan State (188)
7. To Washington for DB-Justin Tyrone

2012 (Pos: 1-2)

1. Andrew Luck, QB, Stanford (1)
2. Coby Fleener, TE, Stanford (34)
- 3A. Dwayne Allen, TE, Clemson (64)
- 3B. T.Y. Hilton, WR, (92)
Florida International
(From San Francisco for D4-12, D5-13)
- 5A. Josh Chapman, DT, Alabama (136)
- 5B. Vick Ballard, RB, Mississippi (170)
(Compensatory)
6. LaVon Brazill, WR, Ohio (206)
(Compensatory)
- 7A. Justin Anderson, OG, Georgia (208)
- 7B. Tim Fugger, LB, Vanderbilt (214)
(From Jacksonville through the New York Jets for D6-12)
- 7C. Chandler Harnish, QB, (253)
Northern Ill. (Compensatory)



Quarterback Andrew Luck was the No. 1 overall selection in the 2012 NFL Draft.

2013 (Pos: 24)

1. Bjoern Werner, OLB, Florida State(24)
2. To Miami for CB-Vontae Davis
3. Hugh Thornton, G, Illinois (86)
4. Khaled Holmes, C/G, USC (121)
- 5A. Montori Hughes, DT, UT Martin (139)
(From Cleveland for D4-14)
- 5B. To San Francisco with D4-12
6. John Boyett, S, Oregon (192)
- 7A. Kerwynn Williams, RB, (230)
Utah State
- 7B. Justice Cunningham, TE, (254)
South Carolina (Compensatory)

2014 (Pos: 26-27)

1. To Cleveland for RB-Trent Richardson
2. Jack Mewhort, T/G, Ohio State (59)
3. Donte Moncrief, WR, Mississippi (90)
4. To Cleveland for DT-Montori Hughes
5. Jonathan Newsome, DE, Ball State (166)
6. Andrew Jackson, ILB, Western Kentucky (203)
- 7A. Ulrick John, T, Georgia State (232)
(From Baltimore for C-A.Q. Shipley)
- 7B. To St. Louis for CB-Josh Gordy

2015 (Pos: 29)

1. Phillip Dorsett, WR, Miami (29)
2. To Tampa Bay with D4b-15 for D3a-15, D4a-15
- 3A. D'Joun Smith, CB, Florida Atlantic (65)
(From Tampa Bay with D4a-15 for D2-15, D4b-15)
- 3B. Henry Anderson, DE, Stanford (93)
- 4A. Clayton Geathers, S, Central Florida (109)
(From Tampa Bay with D3a-15 for D2-15, D4b-15)
- 4B. To Tampa Bay with D2-15 for D3a-15, D4a-15
- 5A. David Parry, DT, Stanford (151)
(From San Francisco for D5b-15, D7a-15)
- 5B. To San Francisco with D7a-15 for D5a-15
- 6A. Josh Robinson, RB, (205)
Mississippi State
- 6B. Amarlo Herrera, ILB, Georgia (207)
(From Seattle for CB-Marcus Burley)
- 7A. To San Francisco with D5b-15 for D5a-15)
- 7B. Denzelle Good, T, Mars Hill (255)
(Compensatory)

2016 (Pos: 18-17-19)

1. Ryan Kelly, C, Alabama (18)
- 2A. To Green Bay for D2-16, D4a-16, D7-16
- 2B. T.J. Green, S, Clemson (57)
(From Green Bay with D4a-16, D7-16 for D2-16)
3. Le'Raven Clark, T, Texas Tech (82)
- 4A. Hassan Ridgeway, DT, Texas (116)
- 4B. Antonio Morrison, ILB, Florida (125)
(From Green Bay with D2-16, D7-16 for D2-16)
5. Joe Haeg, T, North Dakota State(155)
6. To Oakland for ILB-Sio Moore
- 7A. Trevor Bates, OLB, Maine (239)
- 7B. Austin Blythe, C, Iowa (248)
(From Green Bay with D2-16, D4a-16 for D2-16)



2017 (Pos: 15-14-16)

1. Malik Hooker, S, Ohio State (15)
2. Quincy Wilson, CB, Florida (46)
3. Tarell Basham, OLB, Ohio (80)
- 4A. To San Francisco for D4c-17, D5b-17
- 4B. Zach Banner, T, USC (137)
(From New England for TE-Dwayne Allen, D6-17)
- 4C. Marlon Mack, RB, South Florida (143)
(From San Francisco with D5b-17 for D4a-17)
- 4D. Grover Stewart, DT, Albany State(144)
- 5A. Nate Hairston, CB, Temple (158)
- 5B. Anthony Walker, ILB, Northwestern(161)
(From San Francisco with D4c-17 for D4a-17)
6. To New England with TE-Dwayne Allen for D4b-17
7. To Cleveland for DT-Billy Winn

2018 (Pos: 3-4)

- 1A. To New York Jets for D1-18, D2a-18, D2b-18, D2-19
- 1B. Quenton Nelson, G, Notre Dame (6)
(From New York Jets with D2a-18, D2b-18, D2-19 for D1-17)
- 2A. Shaquille Leonard, LB, S. Carolina St.
- 2B. Braden Smith, G, Auburn (37)
(From New York Jets with D1-17, D2b-18, D2-19 for D1-17)
- 2C. To Philadelphia for D2-18, D5-18
- 2D. Kemoko Turay, DE, Rutgers (52)
(From Philadelphia with D5-18 for D2c-18)
- 2E. Tyquan Lewis, DE, Ohio State (64)
(From Cleveland for D3-18, D6-18)
3. To Cleveland for D2-18
4. Nyheim Hines, RB, N.C. State (104)
- 5A. To Oakland for D5-18, D6-18
- 5B. Daurice Fountain, WR, Northern Iowa(159)
(From Oakland with D6-18 for D5a-18)
- 5C. Jordan Wilkins, RB, Mississippi (169)
(From Philadelphia with D2c-18 for D2c-18)
- 6A. To Cleveland with D3-18 for D2-18
- 6B. Deon Cain, WR, Clemson (185)
(From Oakland with D5b-18 for D5a-18)
- 7A. Matthew Adams, LB, Houston (221)
- 7B. Zaire Franklin, LB, Syracuse (235)
(From New York Jets for DT-Henry Anderson)

2019 (Pos: 26-27)

1. To Washington for D2-19, D2-20
- 2A. Rock Ya-Sin, CB, Temple (34)
(From New York Jets with D2a-18, D2b-18, D2-19 for D1-18)
- 2B. To Cleveland for D2c-19, D5a-19
- 2C. Ben Banogu, LB, TCU (49)
(From Cleveland with D5a-19 for D2b-19)
- 2D. Parris Campbell, WR, Ohio State (59)
3. Bobby Okereke, LB, Stanford (89)
- 4A. Khari Willis, S, Michigan State (109)
(From Oakland for D4b-19, D4c-19)
- 4B. To Oakland with D4c-19 for D4a-19
- 4C. To Oakland with D4b-19 for D4a-19
- 5A. Marvell Tell III, CB, USC (144)
(From Cleveland with D2c-19 for D2b-19)
- 5B. E.J. Speed, LB, Tarleton State (164)
6. Gerri Green, DE, Miss. State (199)
- 7A. Jackson Barton, T, Utah (240)
- 7B. Javon Patterson, C, Mississippi (246)
(From Philadelphia for DT-Hassan Ridgeway)

2020 (Pos: 13-12-11-16-15-14)

1. To San Francisco for DT-DeForest Buckner
- 2A. Michael Pittman Jr., WR, USC (34)
(From Washington for D2-19)
- 2B. Jonathan Taylor, RB, Wisconsin (41)
(From Cleveland for D2-20, D5-20)
- 3A. To Detroit with D6-20 for D3-20, D5-20, D6-20
- 3B. Julian Blackmon, S, Utah (85)
4. Jacob Eason, QB, Washington (122)
5. Danny Pinter, G, Ball State (149)
(From Detroit with D3-20, D6-20 for D3-20, D6-20)
- 6A. Rob Windsor, DT, Penn State (193)
- 6B. Isaiah Rodgers, CB, UMass (211)
(From New York Jets for CB-Quincy Wilson)
- 6C. Dezmon Patmon, WR, Wash. St.(212)
(From New England with D6-20 for D6-20)
- 6D. Jordan Glasgow, LB, Michigan (213)
(From New England with D6-20 for D6-20)

2021 (Pos: 21-22-22-21)

1. Kwity Paye, DE, Michigan (21)
2. Dayo Odeyingbo, DE, Vanderbilt (54)
3. To Philadelphia with D1-22 for QB-Carson Wentz
4. Kylen Granson, TE, SMU (127)
5. Shawn Davis, S, Florida (165)
- 6A. To New Orleans for D6b-21, D7a-21
- 6B. Sam Ehlinger, QB, Texas (218)
(From New Orleans with D7a-21 for D6a-21)
- 7A. Mike Strachan, WR, Charleston (229)
(From New Orleans with D6b-21 for D6a-21)
- 7B. Will Fries, G/T, Penn State (248)

2022 (Pos: 16-15-18-17)

1. To Philadelphia with D3-21 for QB-Carson Wentz
- 2A. To Washington with D7-22, QB-Carson Wentz for D2-22, D3-22, D3-23
- 2B. To Minnesota with D4-22 for D2-22, D3-22, D6-22
- 2C. Alec Pierce, WR, Cincinnati (53)
(From Minnesota with D3-22, D6-22 for D2-22, D4-22)
- 3A. Jelani Woods, TE, Virginia (73)
(From Washington with D2-22, D3-23 for D2-22, D7-22, QB-Carson Wentz)
- 3B. Bernhard Raimann, T, Central Mich.(77)
(From Minnesota with D2-22, D6-22 for D2-22, D4-22)
- 3C. To Atlanta for QB-Matt Ryan
- 3D. Nick Cross, S, Maryland (96)
(From Denver for D5-22, D3-23)
4. To Minnesota with D2-22 for D2-22, D3-22, D6-22
- 5A. Eric Johnson, DT, Missouri St. (159)
- 5B. To Denver with D3-23 for D3-22
- 6A. Andrew Ogletree, TE, Youngstown St.(192)
(From Minnesota with D2-22, D3-22 for D2-22, D4-22)
- 6B. To Philadelphia for T-Matt Pryor, D7-22)
- 6C. Curtis Brooks, DT, Cincinnati (216)
- 7A. Rodney Thomas, S, Yale (239)
- 7B. To Washington with D2-22, QB-Carson Wentz for D2-22, D3-22, D3-23



Shaquille Leonard was named the NFL's 2018 Defensive Rookie of the Year.



HISTORY

2023 (Pos: 4)

1. Anthony Richardson, QB, Florida (4)
2A. To Las Vegas for D2-23, D5-23
2B. To Atlanta for D2-23, D4-23
(From Las Vegas with D5-23 for D2-23)
- 2C. JuJu Brents, CB, Kansas State (44)
(From Atlanta with D4-23 for D2-23)
- 3A. To Denver with D5-22 for D3-22
- 3B. Josh Downs, WR, North Carolina (75)
(From Washington with D2-22, D3-22
for QB-Carson Wentz, D2-22, D7-22)
- 4A. Blake Freeland, T, BYU (106)
- 4B. Adetomiwa Adedavore, DT, Northwestern (110)
(From Atlanta with D2-23 for D2-23)
- 5A. Darius Rush, CB, South Carolina (138)
- 5B. To Minnesota for D5-23, D6-23
- 5C. Daniel Scott, S, California (158)
(From Minnesota with D6-23 for
D5-23)
- 5D. Will Mallory, TE, Miami (162)
(From Buffalo with RB-Zack Moss for
RB-Nyheim Hines)
- 5E. Evan Hull, RB, Northwestern (176)
(From Dallas for CB-Stephon Gilmore)
- 6A. Titus Leo, DE, Wagner (211)
(From Minnesota with D5-23 for
D5-23)
- 6B. To Tampa Bay for LB-Grant Stuard,
D7-23
- 7A. Jaylon Jones, CB, Texas A&M (221)
- 7B. Jake Witt, T, Northern Michigan (236)
(From Tampa Bay with LB-Grant
Stuard for D6-23)

2024 (Pos: 15)

1. Laiatu Latu, DE, UCLA (15)
2. Adonai Mitchell, WR, Texas (52)
(From Carolina with D5-24 and D5-24
for D2-24)
3. Matt Goncalves, T, Pittsburgh (79)
(From Arizona for D3-24 and D6-24)
4. Tanor Bortolini, G, Wisconsin (117)
- 5A. Anthony Gould, WR, Oregon State (142)
- 5B. Jaylon Carlies, LB, Missouri (151)
- 5C. Jaylin Simpson, CB, Auburn (164)
(From Philadelphia with D6-24 for
D5-24)
6. Micah Abraham, CB, Marshall (201)
(From Philadelphia with D5-24 for
D5-24)
7. Jonah Lauulu, DT, Oklahoma (234)



FREE AGENCY (1993-2024)

UNRESTRICTED FREE AGENTS LISTED ONLY

2024

Players Signed by Colts (2): DT-Raekwon Davis (Miami); QB-Joe Flacco (Cleveland)

Former Colts Signed by Other Clubs (4): DE-Jake Martin (Chicago); WR-Isaiah McKenzie (New York Giants); QB-Gardner Minshew II (Las Vegas); RB-Zack Moss (Cincinnati).

2023

Players Signed by Colts (5): TE-Pharaoh Brown (Cleveland); DT-Taven Bryan (Cleveland); DE-Samson Ebukam (San Francisco); K-Matt Gay (Los Angeles Rams); QB-Gardner Minshew II (Philadelphia).

Former Colts Signed by Other Clubs (6): WR-Parris Campbell (New York Giants); DT-Byron Cowart (Kansas City); CB-Brandon Facyson (Las Vegas); K-Chase McLaughlin (Tampa Bay); LB-Bobby Okereke (New York Giants); G/T-Matt Pryor (San Francisco).

2022

Players Signed by Colts (5): CB-Brandon Facyson (Las Vegas); S-Armani Watts (Kansas City); LB-Brandon King (New England); S-Rodney McLeod Jr. (Philadelphia); CB-Stephon Gilmore (Carolina).

Former Colts Signed by Other Clubs (10): LB-Matt Adams (Chicago); G-Mark Glowinski (New York Giants); RB-Marlon Mack (Houston); DE-AI-Quadin Muhammad (Chicago); S-George Odum (San Francisco); WR-Zach Pascal (Philadelphia); G-Chris Reed (Minnesota); DE-Isaac Rochell (Cleveland); DT-Taylor Stallworth (Kansas City); DE-Kemoko Turay (San Francisco).

2021

Players Signed by Colts (4): T-Julián Davenport (Miami); S-Sean Davis (Pittsburgh); G-Chris Reed (Carolina); T-Sam Tevi (Los Angeles Chargers).

Former Colts Signed by Other Clubs (6): DT/DE-Denico Autry (Tennessee); QB-Jacoby Brissett (Miami); T-Le'Raven Clark (Philadelphia); CB-Tremon Smith (Houston); LB-Anthony Walker (Cleveland); S-Tavon Wilson (San Francisco).

2020

Players Signed by Colts (2): DT-Sheldon Day (San Francisco); QB-Philip Rivers (Los Angeles Chargers).

Former Colts Signed by Other Clubs (5): C-Josh Andrews (New York Jets); DT-Trevon Coley (Arizona); TE-Eric Ebron (Pittsburgh); WR-Devin Funchess (Green Bay); T/G-Joe Haeg (Tampa Bay).

2019

Players Signed by Colts (2): WR-Devin Funchess (Carolina); RB-Spencer Ware (Kansas City).

Former Colts Signed by Other Clubs (5): LB-Najee Goode (Jacksonville); WR-Ryan Grant (Oakland); WR-Dontrelle Inman (New England); S-J.J. Wilcox (Atlanta); DT-AI Woods (Seattle).

2018

Players Signed by Colts (4): DT/DE-Denico Autry (Oakland); WR-Ryan Grant (Washington); G-Matt Slauson (Los Angeles Chargers); ILB-Najee Goode (Philadelphia).

Former Colts Signed by Other Clubs (5): ILB-Jon Bostic (Pittsburgh); RB-Frank Gore (Miami); CB-Rashaan Melvin (Oakland); OLB-Barkevious Mingo (Seattle); WR-Donte Moncrief (Jacksonville).



2017

Players Signed by Colts (11): WR-Kamar Aiken (Baltimore); ILB-Jon Bostic (Detroit); DT-Johnathan Hankins (New York Giants); DE-Margus Hunt (Cincinnati); P-Jeff Locke (Minnesota); OLB-Barkevious Mingo (New England); G/C-Brian Schwenke (Tennessee); OLB-Jabaa Sheard (New England); OLB-John Simon (Houston); ILB-Sean Spence (Tennessee); TE-Brandon Williams (Seattle).

Former Colts Signed by Other Clubs (3): S-Mike Adams (Carolina); LB-Chris Carter (Washington); G-Hugh Thornton (Atlanta).

2016

Players Signed by Colts (4): CB-Patrick Robinson (San Diego); RB-Jordan Todman (Pittsburgh); QB-Scott Tolzien (Green Bay); RB-Robert Turbin (Dallas).

Former Colts Signed by Other Clubs (5): S-Colt Anderson (Buffalo); TE-Coby Fleener (New Orleans); ILB-Jerrell Freeman (Chicago); S-Dwight Lowery (San Diego); CB-Greg Toler (Washington).

2015

Players Signed by Colts (5): WR-Vincent Brown (Oakland); OLB-Trent Cole (Philadelphia); RB-Frank Gore (San Francisco); ILB-Nate Irving (Denver); S-Dwight Lowery (Atlanta).

Former Colts Signed by Other Clubs (3): S-Sergio Brown (Jacksonville); CB-Josh Gordy (New York Giants); DE-Cory Redding (Arizona).

2014

Players Signed by Colts (3): DT-Arthur Jones (Baltimore); WR-Hakeem Nicks (New York Giants); S-Colt Anderson (Philadelphia).

Former Colts Signed by Other Clubs (8): S-Antoine Bethea (San Francisco); RB-Donald Brown (San Diego); ILB-Kavell Conner (San Diego); WR-Darius Heyward-Bey (Pittsburgh); G-Jeff Linkenbach (Kansas City); DE-Ricardo Mathews (Houston); G-Mike McGlynn (Washington); CB-Cassius Vaughn (Detroit).

2013

Players Signed by Colts (8): T-Gosder Cherilus (Detroit); DT-Aubrayo Franklin (San Diego); DT-Ricky Jean Francois (San Francisco); S-LaRon Landry (New York Jets); OLB-Lawrence Sidbury (Atlanta); G-Donald Thomas (New England); CB-Greg Toler (Arizona); OLB-Erik Walden (Green Bay).

Former Colts Signed by Other Clubs (6): WR-Donnie Avery (Kansas City); LB-Moise Fokou (Tennessee); NT-Antonio Johnson (Tennessee); G-Seth Olsen (Minnesota); CB-Jeraud Powers (Arizona); QB-Drew Stanton (Arizona).

2012

Players Signed by Colts (6): WR-Donnie Avery (Tennessee); OL-Mike McGlynn (Cincinnati); DT-Brandon McKinney (Baltimore); DL-Cory Redding (Baltimore); C-Samson Satele (Oakland); S-Tom Zbikowski (Baltimore).

Former Colts Signed by Other Clubs (12): DE-Jamaal Anderson (Cincinnati); FS-Stevie Brown (New York Giants); FB-Jerome Felton (Minnesota); WR-Pierre Garcon (Washington); WR-Anthony Gonzalez (New England); CB-Jacob Lacey (Detroit); OT-Quinn Ojinnaka (St. Louis); QB-Dan Orlovsky (Tampa Bay); C-Mike Pollak (Carolina); C-Jeff Saturday (Green Bay); TE-Jacob Tamme (Denver); LB-Philip Wheeler (Oakland).

2011

Players Signed by Colts (1): LB-Ernie Sims (Philadelphia).

Former Colts Signed by Other Clubs (1): LB-Clint Session (Jacksonville).



HISTORY

2010

Players Signed by Colts (0): None.

Former Colts Signed by Other Clubs (0): None.

2009

Players Signed by Colts (1): LB-Adam Seward (Carolina).

Former Colts Signed by Other Clubs (4): DB-Keiwan Ratliff (Pittsburgh); DT-Darrell Reid (Denver); RB-Dominic Rhodes (Buffalo); P-Hunter Smith (Washington).

2008

Players Signed by Colts (0): None.

Former Colts Signed by Other Clubs (3): LB-Rocky Boiman (Philadelphia); DT-Dan Klecko (Philadelphia); OG-Jake Scott (Tennessee).

2007

Players Signed by Colts (2): OG-Rick DeMulling (Detroit); TE-Mike Seidman (Carolina).

Former Colts Signed by Other Clubs (4): DB-Jason David (New Orleans); DB-Nick Harper (Tennessee); LB-Cato June (Tampa Bay); RB-Dominic Rhodes (Oakland).

2006

Players Signed by Colts (1): K-Adam Vinatieri (New England).

Former Colts Signed by Other Clubs (4): RB-Edgerrin James (Arizona); LB-David Thornton (Tennessee); DT-Larry Tripplett (Buffalo); K-Mike Vanderjagt (Dallas).

2005

Players Signed by Colts (1): DT-Corey Simon (Philadelphia).

Former Colts Signed by Other Clubs (3): DB-Idrees Bashir (Carolina); OG-Rick DeMulling (Detroit); LB-Jim Nelson (Baltimore).

2004

Players Signed by Colts (0): None.

Former Colts Signed by Other Clubs (4): WR-JaJuan Dawson (New York Giants); DB-David Macklin (Arizona); LB-Marcus Washington (Washington); WR-Terrence Wilkins (Miami).

2003

Players Signed by Colts (4): DB-Rich Coady (Tennessee); LB-Jim Nelson (Minnesota); DT-Montae Reagor (Denver); WR-Brandon Stokley (Baltimore).

Former Colts Signed by Other Clubs (3): RB-Jim Finn (New York Giants); DE-Chukie Nworie (Green Bay); LB-Mike Peterson (Jacksonville).

2002

Players Signed by Colts (5): DT-James Cannida (Tampa Bay); LB-Greg Favors (Tennessee); DB-Walt Harris (Chicago); WR-Qadry Ismail (Baltimore); C/G-Jim Pyne (Philadelphia).

Former Colts Signed by Other Clubs (5): OG-Steve McKinney (Houston); OG-Larry Moore (Washington); WR-Jerome Pathon (New Orleans); LB-Ryan Phillips (New England); WR-Tony Simmons (Houston).



HISTORY

2001

Players Signed by Colts (2): DT-Christian Peter (New York Giants); LB-Mike Morton (Green Bay).

Former Colts Signed by Other Clubs (2): DB-Jason Belser (Kansas City); DE-Bernard Whittington (Cincinnati).

2000

Players Signed by Colts (1): DL-Bernard Holsey (New York Giants).

Former Colts Signed by Other Clubs (0): None.

1999

Players Signed by Colts (7): LB-Jeff Brady (Carolina); DE-Chad Bratzke (New York Giants); QB-Stoney Case (Arizona); DB-Chad Cota (New Orleans); RB-Darick Holmes (Green Bay); OL-Sale Isaia (Baltimore); DE-Shawn King (Carolina).

Former Colts Signed by Other Clubs (4): P-Chris Gardocki (Cleveland); DB-Tim Hauck (Philadelphia); WR-Torrance Small (Philadelphia); DL-Jeff Zgonina (St. Louis).

1998

Players Signed by Colts (5): LB-Myron Baker (Carolina); DB-Jeff Burris (Buffalo); LB-Jeff Herrod (Philadelphia); OG-Tom Myslinski (Pittsburgh); WR-Torrance Small (St. Louis).

Former Colts Signed by Other Clubs (4): WR-Sean Dawkins (New Orleans); DB-Derwin Gray (Carolina); OT-Jason Mathews (Tampa Bay); WR-Brian Stablein (New England).

1997

Players Signed by Colts (3): DB-Robert Blackmon (Seattle); DE-Al Fontenot (Chicago); DB-Carlton Gray (Seattle).

Former Colts Signed by Other Clubs (2): DB-Ray Buchanan (Atlanta-transitional); DT-Tony Siragusa (Baltimore).

1996

Players Signed by Colts (5): LB-Elijah Alexander (Denver); OT-Troy Auzenne (Chicago); DB-Derrick Frazier (Philadelphia); C/G-Jay Leeuwenburg (Chicago); OL-Doug Widell (Detroit).

Former Colts Signed by Other Clubs (3): DB-Ashley Ambrose (Cincinnati); OG-Joe Staysniak (Green Bay); OT-Will Wolford (Pittsburgh).

1995

Players Signed by Colts (3): WR-Willie "Flipper" Anderson (St. Louis); P-Chris Gardocki (Chicago); TE-Ed West (Green Bay).

Former Colts Signed by Other Clubs (7): K-Dean Biasucci (Pittsburgh); TE-Kerry Cash (Oakland); OL-Cecil Gray (Oakland); QB-Don Majkowski (Detroit); OT-Zefross Moss (Detroit); DT-Thomas Sims (Minnesota); P-Rohn Stark (Pittsburgh).

1994

Players Signed by Colts (2): LB-Tony Bennett (Green Bay); WR-Floyd Turner (New Orleans).

Former Colts Signed by Other Clubs (0): None.

1993

Players Signed by Colts (3): WR-Aaron Cox (St. Louis); C-Kirk Lowdermilk (Minnesota); OT-Will Wolford (Buffalo).

Former Colts Signed by Other Clubs (2): WR-Bill Brooks (Buffalo); DB-Mike Prior (Green Bay).



“PLAN B” FREE AGENCY (1989-1992)

1992

Players Signed by Colts (5): WR-Reggie Langhorne (Cleveland); OL-Trevor Matich (New York Jets); OG-Ron Solt (Philadelphia); P/QB-Tom Tupa (Phoenix); LB-Carl Zander (Cincinnati).

Former Colts Signed by Other Clubs (9): OL-Brian Baldinger (Buffalo); TE-Pat Beach (New York Jets); OL-Brian Blados (Seattle); QB-Rusty Hilger (Seattle); LB-Matt Jaworski (Pittsburgh); LB-Brian Jones (Miami); RB-Bruce Perkins (Cleveland); DB-Keith Taylor (New Orleans); DB-Charles Washington (Green Bay).

1991

Players Signed by Colts (2): DL-Travis Davis (New Orleans); LB-Cedric Figaro (San Diego).

Former Colts Signed by Other Clubs (6): LB-O'Brien Alston (Los Angeles Raiders); DL-Jeff Faulkner (Phoenix); RB-Ivy Joe Hunter (New England); LB-Kurt Larson (Green Bay); TE-Eugene Riley (Detroit); LB-Matt Vanderbeek (Minnesota).

1990

Players Signed by Colts (0): None.

Former Colts Signed by Other Clubs (8): TE-Mark Boyer (New York Jets); TE-John Brandes (Washington); DE-Ezra Johnson (Houston); LB-Cliff Odom (Miami); DB-Anthony Parker (New York Jets); DB-Bruce Plummer (San Diego); OG-Ben Utt (Atlanta); DB-Charles Washington (Kansas City).

1989

Players Signed by Colts (7): DB-Keith Bostic (Houston); LB-Phillip Brown (Atlanta); DL-Sam Clancy (Cleveland); C-Stan Eisenhooth (Seattle); DB-Bruce Plummer (Miami); WR-Clarence Weathers (Cleveland); DL-Mitch Willis (Atlanta).

Former Colts Signed by Other Clubs (7): WR-Mark Bellini (Phoenix); DT-Byron Darby (Los Angeles Rams); QB-Gary Hogeboom (Phoenix); LB-Barry Krauss (Cleveland); LB-Orlando Lowry (Kansas City); OT-Joel Patten (San Diego); DB-Willie Tullis (Detroit).

*List includes Unrestricted, Restricted and “Plan B” free agents and does not include free agents signed after being waived.





COLTS REGULAR SEASON ATTENDANCE HISTORY BY OPPONENT

HOME GAMES

OPPONENT	NO.	ATTENDANCE	LARGEST	DATE	SMALLEST	DATE
Patriots	39	2,113,324	67,476	11/15/09	34,127	12/20/81
Dolphins	38	2,106,776	66,479	11/4/12	19,073	1/2/83
Bills	34	1,781,163	64,366	11/25/12	37,927	9/30/79
Titans	31	1,767,327	67,188	1/2/11	*12,464	11/29/20
Jets	35	1,750,397	67,222	12/27/09	*7,480	9/27/20
Jaguars	23	1,369,520	67,147	12/19/10	*9,976	1/3/21
Rams	24	1,313,248	66,004	11/10/13	27,268	11/22/53
Texans	22	1,307,981	66,957	12/30/12	*9,992	12/20/20
49ers	22	1,173,843	66,229	11/1/09	23,875	11/28/54
Lions	22	1,155,511	66,281	12/14/08	25,159	10/3/53
Packers	23	1,153,622	67,020	10/7/12	*12,495	11/22/20
Bears	21	1,104,276	66,822	9/7/08	23,093	11/21/54
Commanders	18	1,007,179	65,515	10/30/22	32,944	12/23/56
Browns	17	965,708	65,552	10/22/23	37,285	11/2/75
Chargers	16	911,091	66,085	11/28/10	47,950	11/30/86
Bengals	17	848,275	67,404	11/14/10	*12,453	10/18/20
Broncos	14	826,968	67,248	12/13/09	37,959	11/10/74
Steelers	13	784,437	66,583	11/24/16	42,575	11/3/57
Chiefs	11	597,536	66,869	10/10/10	29,936	12/21/80
Vikings	11	579,668	63,912	9/16/12	*2,500	9/20/20
Cardinals	11	574,820	63,137	9/17/17	32,782	11/22/81
Raiders	9	530,196	65,985	1/2/22	41,023	9/28/75
Eagles	9	513,705	66,241	11/20/22	44,952	12/19/93
Buccaneers	9	508,421	66,140	11/28/21	39,756	9/9/79
Cowboys	8	488,311	67,471	12/5/10	56,860	10/31/99
Falcons	8	473,226	65,218	11/6/11	56,715	9/17/67
Saints	7	403,731	66,420	10/25/15	48,480	9/27/98
Giants	6	331,397	67,275	9/19/10	27,088	10/2/54
Ravens	6	314,003	66,153	10/12/08	*12,200	11/8/20
Seahawks	5	295,137	66,608	10/6/13	49,876	10/2/94
Panthers	4	179,192	63,928	11/27/11	58,182	12/27/98
TOTAL	534	29,229,989				

*Played during 2020 COVID-19 season





HISTORY

ROAD GAMES

OPPONENT	NO.	ATTENDANCE	LARGEST	DATE	SMALLEST	DATE	OVERALL TOTAL
Dolphins	36	2,257,056	80,010	12/16/72	45,236	12/4/88	4,363,832
Patriots	40	2,159,953	68,756	2004, 05, 06, 10, 11, 12	19,429	12/6/92	4,267,277
Bills	37	2,249,586	79,404	10/16/94	9,860	10/4/87	4,030,749
Jets	37	2,228,429	79,469	9/20/98	33,684	12/13/92	3,978,826
Titans	27	1,666,240	69,978	12/30/18	*13,949	11/12/20	3,433,567
Jaguars	23	1,411,570	83,764	10/2/16	*14,100	9/13/20	2,781,090
Texans	22	1,498,011	71,891	10/16/16	*12,316	12/6/20	2,769,992
Rams	22	1,278,054	100,202	12/6/58	26,696	12/5/53	2,591,302
Lions	21	1,120,272	80,638	11/16/80	*0	11/1/20	2,275,783
49ers	23	1,097,403	69,732	9/22/13	23,432	12/13/53	2,271,246
Bears	22	1,027,979	66,944	11/5/00	*0	10/4/20	2,132,255
Packers	21	874,094	78,437	11/6/16	18,713	10/18/53	2,027,716
Browns	14	932,010	80,132	10/14/62	*11,759	10/11/20	1,897,718
Broncos	12	907,612	76,939	9/7/15	74,680	10/15/89	1,734,580
Commanders	14	713,097	87,883	10/17/10	23,566	10/31/54	1,720,276
Bengals	14	766,843	65,995	11/20/05	43,991	12/7/80	1,615,118
Steelers	15	748,530	64,043	11/9/08	*0	12/27/20	1,532,967
Chargers	12	603,767	68,428	11/23/08	25,363	9/8/19	1,514,858
Chiefs	12	749,771	78,357	9/3/00	21,762	11/24/85	1,347,307
Vikings	15	741,105	66,820	12/18/16	30,787	9/23/62	1,320,773
Eagles	11	666,488	72,200	11/15/81	27,813	11/15/53	1,180,193
Cowboys	9	588,417	93,086	12/4/22	25,500	10/30/60	1,076,728
Giants	11	740,001	78,622	9/10/06	33,982	11/13/55	1,071,398
Raiders	11	516,189	62,197	11/13/22	*0	12/13/20	1,046,385
Falcons	10	568,249	70,433	11/22/15	30,397	12/7/86	1,041,475
Ravens	9	632,939	71,320	11/22/09	68,898	11/29/98	946,942
Cardinals	6	315,120	62,692	9/27/09	31,885	12/2/90	889,940
Saints	7	459,872	80,636	10/19/69	49,009	12/24/89	863,603
Buccaneers	7	326,687	65,647	10/6/03	25,577	12/15/85	835,108
Seahawks	8	476,149	68,872	10/1/17	39,574	12/4/94	771,286
Panthers	5	332,128	74,136	11/2/15	49,841	12/3/95	511,320
TOTAL	531	30,653,621					59,841,610

*Played during 2020 COVID-19 season

COLTS IN OVERTIME

*Playoffs

**Playoffs (Double Overtime)

#Season Opener

DATE	OPPONENT	SITE	COIN TOSS	SCORE	ELAPSED
12/28/58*	N.Y. Giants RESULT: Alan Ameche 1 run	New York	N.Y. Giants	W 23-17	8:15
12/26/65*	Green Bay RESULT: Don Chandler 25 FG	Green Bay	Green Bay	L 10-13	13:39
12/14/75	Miami RESULT: Toni Linhart 31 FG	Baltimore	Miami	W 10-7	12:44
12/24/77**	Oakland RESULT: Dave Casper 10 pass from Ken Stabler	Baltimore	Colts	L 31-37	15:43
9/9/79#	Tampa Bay RESULT: Neil O'Donoghue 31 FG	Baltimore	Colts	L 26-29	1:41
12/19/82	Green Bay RESULT: Tie Game	Baltimore	Green Bay	T 20-20	15:00
9/4/83#	New England RESULT: Johnnie Cooks 52 fumble return	Foxboro	New England	W 29-23	0:30
9/25/83	Chicago RESULT: Raul Allegre 33 FG	Baltimore	Colts	W 22-19	4:51
9/4/88#	Houston RESULT: Tony Zendejas 35 FG	Indianapolis	Colts	L 14-17	3:51



COLTS IN OVERTIME (CONT...)

DATE	OPPONENT	SITE	COIN TOSS	SCORE	ELAPSED
10/29/89	New England RESULT: Greg Davis 51 FG	Indianapolis	New England	L 20-23	9:57
12/10/89	Cleveland RESULT: Mike Prior 58 interception return	Indianapolis	Cleveland	W 23-17	10:54
12/8/91	New England RESULT: Michael Timpson 45 pass from Hugh Millen	Foxboro	Colts	L 17-23	8:55
10/11/92	N.Y. Jets RESULT: Dean Biasucci 47 FG	Indianapolis	Colts	W 6-3	3:01
11/15/92	New England RESULT: Charlie Baumann 18 FG	Indianapolis	Colts	L 34-37	3:25
11/29/92	Buffalo RESULT: Dean Biasucci 40 FG	Indianapolis	Colts	W 16-13	3:51
9/3/95#	Cincinnati RESULT: Doug Pelfrey 47 FG	Indianapolis	Cincinnati	L 21-24	2:36
9/10/95	N.Y. Jets RESULT: Mike Cofer 52 FG	East Rutherford	N.Y. Jets	W 27-24	4:27
10/8/95	Miami RESULT: Cary Blanchard 27 FG	Miami	Colts	W 27-24	4:58
10/6/96	Buffalo RESULT: Steve Christie 39 FG	Buffalo	Colts	L 13-16	9:22
12/11/96	Buffalo RESULT: Cary Blanchard 49 FG	Indianapolis	Buffalo	W 13-10	8:14
9/27/98	New Orleans RESULT: Cam Cleeland 33 pass from Danny Wuerffel	Indianapolis	New Orleans	L 13-19	6:10
12/30/00*	Miami RESULT: Lamar Smith 17 run	Miami	Miami	L 17-23	11:26
11/24/02	Denver RESULT: Mike Vanderjagt 51 FG	Denver	Colts	W 23-20	5:38
10/6/03	Tampa Bay RESULT: Mike Vanderjagt 29 FG	Tampa Bay	Tampa Bay	W 38-35	11:13
10/12/03	Carolina RESULT: John Kasay 47 FG	Indianapolis	Carolina	L 20-23	5:39
12/26/04	San Diego RESULT: Mike Vanderjagt 30 FG	Indianapolis	Colts	W 34-31	2:47
1/13/09*	San Diego RESULT: Darren Sproles 22 run	San Diego	San Diego	L 17-23	6:20
12/15/10	Dallas RESULT: David Buehler 38 FG	Indianapolis	Colts	L 28-31	7:05
10/28/12	Tennessee RESULT: Vick Ballard 16 pass from Andrew Luck	Tennessee	Colts	W 19-13	4:49
10/4/15	Jacksonville RESULT: Adam Vinatieri 27 FG	Indianapolis	Jacksonville	W 16-13	10:24
11/2/15	Carolina RESULT: Graham Gano 52 FG	Carolina	Colts	L 26-29	9:38
10/16/16	Houston RESULT: Nick Novak 33 FG	Houston	Colts	L 23-26	6:47
9/17/17	Arizona RESULT: Phil Dawson 30 FG	Indianapolis	Colts	L 13-16	6:58
10/8/17	San Francisco RESULT: Adam Vinatieri 51 FG	Indianapolis	Colts	W 26-23	13:22
12/10/17	Buffalo RESULT: LeSean McCoy 21 run	Buffalo	Buffalo	L 7-13	13:27
9/30/18	Houston RESULT: Ka'imi Fairbairn 37 FG	Indianapolis	Colts	L 34-37	10:00



HISTORY

DATE	OPPONENT	SITE	COIN TOSS	SCORE	ELAPSED
9/8/19	Los Angeles Chargers RESULT: Austin Ekeler 7 run	Los Angeles	Chargers	L 24-30	4:59
11/22/20	Green Bay RESULT: Rodrigo Blankenship 39 FG	Indianapolis	Packers	W 34-31	2:50
10/11/21	Baltimore RESULT: Marquise Brown 5 pass from Lamar Jackson	Baltimore	Ravens	L 25-31	4:36
10/31/21	Tennessee RESULT: Randy Bullock 44 FG	Indianapolis	Colts	L 31-34	5:57
9/11/22	Houston RESULT: Tie Game	Houston	Texans	T 20-20	10:00
10/6/22	Denver RESULT: Chase McLaughlin 48 FG	Denver	Colts	W 12-9	4:10
12/17/22	Minnesota RESULT: Greg Joseph 49 FG	Minnesota	Vikings	L 36-39	9:57
9/24/23	Baltimore RESULT: Matt Gay 53 FG	Baltimore	Colts	W 22-19	8:51
10/1/23	Los Angeles Rams RESULT: Puka Nacua 22 pass from Matthew Stafford	Indianapolis	Rams	L 29-23	4:11
12/3/23	Tennessee RESULT: Michael Pittman Jr. 4 pass from Gardner Minshew II	Tennessee	Titans	W 31-28	7:29

REGULAR SEASON	19-20-2	PLAYOFFS	1-4	BALTIMORE (1953-83)	INDIANAPOLIS (1984-Present)
-----------------------	----------------	-----------------	------------	----------------------------	------------------------------------

Home	10-12-1	Home	0-1	Overall	4-3-1	Overall	16-21-1
Away	9-8-1	Away	1-3	Home	2-2-1	Home	8-11
				Away	2-1	Away	8-10-1

WIN COIN TOSS 10-12
LOSE COIN TOSS 10-12-2

COLTS OVERTIME RECORDS BY OPPONENT

Arizona	0-1	Denver	2-0	N.Y. Giants	1-0
Baltimore	1-1	Green Bay	1-1-1	N.Y. Jets	2-0
Buffalo	2-2	Houston	0-2-1	Oakland/Las Vegas	0-1
Carolina	0-2	Jacksonville	1-0	San Diego/Los Angeles	1-2
Chicago	1-0	Miami	2-1	San Francisco	1-0
Cincinnati	0-1	Minnesota	0-1	St. Louis/Los Angeles	0-1
Cleveland	1-0	New England	1-3	Tampa Bay	1-1
Dallas	0-1	New Orleans	0-1	Tennessee	2-2



ZAIRE FRANKLIN
LINEBACKER



REGULAR INDIVIDUAL

SERVICE

MOST GAMES PLAYED

211	Reggie Wayne, 2001-14
208	Peyton Manning, 1998-10
206	John Unitas, 1956-72
205	Adam Vinatieri, 2006-19
198	Eugene Daniel, 1984-96
197	Rohn Stark, 1982-94
197	Jeff Saturday, 1999-11
192	Justin Snow, 2000-11
192	Robert Mathis, 2003-16
190	Marvin Harrison, 1996-08
184	David Lee, 1966-78
184	Ray Donaldson, 1980-92

MOST CONSECUTIVE GAMES PLAYED

208	Peyton Manning, 1998-10
192	Justin Snow, 2000-11
189	Reggie Wayne, 2001-13
160	Hunter Smith, 1999-08
155	Jerry Logan, 1963-72

MOST SEASONS

17	John Unitas, 1956-72
14	Peyton Manning, 1998-11
14	Reggie Wayne, 2001-14
14	Robert Mathis, 2003-16
14	Adam Vinatieri, 2006-19
13	Gino Marchetti, 1953-64, 1966
13	Raymond Berry, 1955-67
13	Dick Szymanski, 1955, 1957-68
13	David Lee, 1966-78
13	Ray Donaldson, 1980-92
13	Rohn Stark, 1982-94
13	Eugene Daniel, 1984-96
13	Marvin Harrison, 1996-08
13	Jeff Saturday, 1999-11

SCORING

MOST CONSECUTIVE GAMES SCORING

130	Adam Vinatieri, G1-2006/G16-2014
118	Mike Vanderjagt, G10-1998/G16-2005
58	Lou Michaels, G13-1965/G14-1969
55	Steve Myhra, G8-1957/G14-1961
55	Dean Biasucci, G11-1987/G2-1991

MOST CONSECUTIVE GAMES SCORING (ROOKIE)

16	Rodrigo Blankenship, G1-16, 2020
14	Jim O'Brien, G1-14, 1970
11	Raul Allegre, G1-11, 1983
10	Buck McPhail, G1-10, 1953
7	Curtis Dickey, G7-13, 1980
5	Alan Ameche, G1-5, 1955
5	Steve Myhra, G8-12, 1957
5	Jonathan Taylor, G12-16, 2020

MOST SEASONS LEADING TEAM

12	Adam Vinatieri, 2006-08, 2010-18
9	Dean Biasucci, 1986-94
8	Mike Vanderjagt, 1998-05
5	Lenny Moore, 1956-58, 1960, 1964
4	Lou Michaels, 1965-68
4	Toni Linhart, 1974, 1976-78

MOST CONSECUTIVE SEASONS LEADING TEAM

10	Adam Vinatieri, 2010-19
9	Dean Biasucci, 1986-94
8	Mike Vanderjagt, 1998-05
4	Lou Michaels, 1965-68
3	Lenny Moore, 1956-58
3	Jim O'Brien, 1970-72
3	Toni Linhart, 1976-78
3	Raul Allegre, 1983-85
3	Adam Vinatieri, 2006-08

POINTS

MOST POINTS (GAME)

30	Jonathan Taylor at Buf, Nov. 21, 2021
24	Lenny Moore vs. Chi, Oct. 4, 1958
24	Lenny Moore vs. L.A. Rams, Oct. 16, 1960
24	Lenny Moore vs. Min, Oct. 1, 1961
24	Lydell Mitchell vs. Buf, Oct. 12, 1975
24	Eric Dickerson vs. Den, Oct. 31, 1988
24	Joseph Addai vs. Phi, Nov. 26, 2006

MOST POINTS (ROOKIE-GAME)

24	Joseph Addai vs. Phi, Nov. 26, 2006
18	Billy Vessels vs. L.A. Rams, Nov. 25, 1956
18	Marshall Faulk vs. Hou, Sept. 4, 1994
18	Marvin Harrison at K.C., Dec. 15, 1996
18	Edgerrin James at Phi, Nov. 21, 1999
18	Edgerrin James at Cle, Dec. 26, 1999

MOST KICK-SCORING POINTS (GAME)

18	Chase McLaughlin at MIN, Dec. 17, 2022
18	Lou Michaels vs. S.F., Sept. 25, 1966
17	Lou Michaels vs. Stl, Oct. 12, 1964
17	Cary Blanchard at Buf, Sept. 21, 1997
17	Mike Vanderjagt, vs. Den, Jan. 6, 2002
17	Mike Vanderjagt at Ten, Dec. 7, 2003
17	Adam Vinatieri vs. Chi, Oct. 9, 2016

MOST POINTS (SEASON)

157	Mike Vanderjagt, 2003
145	Mike Vanderjagt, 1999
140	Adam Vinatieri, 2014
140	Adam Vinatieri, 2013
139	Rodrigo Blankenship, 2020
135	Cary Blanchard, 1996
134	Matt Gay, 2023
129	Adam Vinatieri, 2010
125	Mike Vanderjagt, 2001
125	Adam Vinatieri, 2016
121	Mike Vanderjagt, 2000
121	Mike Vanderjagt, 2005

MOST POINTS (ROOKIE)

139	Rodrigo Blankenship, 2020
112	Raul Allegre, 1983
104	Mike Vanderjagt, 1998
102	Edgerrin James, 1999
93	Jim O'Brien, 1970
78	Curtis Dickey, 1980

MOST NON KICK-SCORING POINTS (SEASON)

120	Lenny Moore, 1964
120	Jonathan Taylor, 2021
110	Edgerrin James, 2000
102	Edgerrin James, 1999
92	Joseph Addai, 2007

MOST SEASONS 100+ POINTS

11	Adam Vinatieri, 2006-08, 2010, 2012-18
8	Mike Vanderjagt, 1998-05
4	Lou Michaels, 1964-65, 1967-68
2	Cary Blanchard, 1996-97
2	Edgerrin James, 1999-00
1	Allegre/Biasucci/Linhart/Martin/Moore/Blankenship/Taylor/McLaughlin

MOST CONSECUTIVE SEASONS 100+ POINTS

8	Mike Vanderjagt, 1998-05
7	Adam Vinatieri, 2012-18
3	Adam Vinatieri, 2006-08
2	Lou Michaels, 1964-65, 1967-68
2	Cary Blanchard, 1996-97
2	Edgerrin James, 1999-00

MOST POINTS (CAREER)

1,515	Adam Vinatieri, 2006-19
995	Mike Vanderjagt, 1998-05
783	Dean Biasucci, 1984, 1986-94
778	Marvin Harrison, 1996-08
678	Lenny Moore, 1956-67



REGULAR INDIVIDUAL

TOUCHDOWNS

GAME

MOST (GAME)

5	Jonathan Taylor at Buf, Nov. 21, 2021
4	Lenny Moore vs. Chi, Oct. 4, 1958
4	Lenny Moore vs. L.A. Rams, Oct. 16, 1960
4	Lenny Moore vs. Min, Oct. 1, 1961
4	Lydell Mitchell vs. Buf, Oct. 12, 1975
4	Eric Dickerson vs. Den, Oct. 31, 1988
4	Joseph Addai vs. Phi, Nov. 26, 2006

MOST (ROOKIE GAME)

4	Joseph Addai vs. Phi, Nov. 26, 2006
3	Billy Vessels vs. L.A. Rams, Nov. 25, 1956
3	Marshall Faulk vs. Hou, Sept. 4, 1994
3	Marvin Harrison at K.C., Dec. 15, 1996
3	Edgerrin James at Phi, Nov. 21, 1999
3	Edgerrin James at Cle, Dec. 26, 1999

MOST CONSECUTIVE GAMES SCORING TD

18	Lenny Moore, G7-9-1963, G1-1964/G1-1965
11	Lydell Mitchell, G6-1975/G2-1976
11	Jonathan Taylor, G4-15, 2021
8	Edgerrin James, G3-10, 2005
7	Raymond Berry, G8-1959/G2-1960
7	Curtis Dickey, G7-13, 1980

MOST CONSECUTIVE GAMES SCORING TD (ROOKIE)

7	Curtis Dickey, G7-13, 1980
5	Alan Ameche, G1-5, 1955
5	Jonathan Taylor, G12-16, 2020
4	Lenny Moore, G3-6, 1956
4	Marshall Faulk, G8-11, 1994
4	James Mungro, G11-14, 2002

SEASON

MOST (SEASON)

20	Lenny Moore, 1964
18	Edgerrin James, 2000
18	Jonathan Taylor, 2021
17	Edgerrin James, 1999
15	Lenny Moore, 1961
15	Lydell Mitchell, 1975
15	Eric Dickerson, 1988
15	Marvin Harrison, 2001
15	Marvin Harrison, 2004
15	Joseph Addai, 2007

MOST SEASONS LEADING TEAM

6	Lenny Moore, 1956-58, 1960-61, 1964
5	Marvin Harrison, 1996, 2001-02, 2004, 2006
4	Marshall Faulk, 1994-95, 1997-98
4	Edgerrin James, 1999-00, 2003, 2005
3	Jonathan Taylor, 2020-21, 23
3	Tom Matte, 1967-69
3	Curtis Dickey, 1980-81, 1983

MOST CONSECUTIVE SEASONS LEADING TEAM

3	Lenny Moore, 1956-58
3	Tom Matte, 1967-69

MOST 10+ TD SEASONS

8	Marvin Harrison, 1999-06
5	Lenny Moore, 1957-58, 1960-61, 1964
4	Edgerrin James, 1999-00, 2003, 2005
3	Tom Matte, 1967-69
3	Marshall Faulk, 1994-95, 1998
3	Reggie Wayne, 2004, 2007, 2009
2	Addai/Berry/Clark/Dickey/McCauley/Orr/Taylor
1	Bulaich/Carr/Dickerson/Mitchell/Rhodes/Stokley/Ebron

MOST CONSECUTIVE 10+ TD SEASONS

8	Marvin Harrison, 1999-06
3	Tom Matte, 1967-69
2	Lenny Moore, 1957-58, 1960-61
2	Raymond Berry, 1959-60
2	Don McCauley, 1975-76
2	Curtis Dickey, 1980-81
2	Marshall Faulk, 1994-95
2	Edgerrin James, 1999-00
2	Jonathan Taylor, 2020-21

MOST (ROOKIE)

17	Edgerrin James, 1999
13	Curtis Dickey, 1980
12	Marshall Faulk, 1994
12	Jonathan Taylor, 2020
10	Dominic Rhodes, 2001

CAREER

MOST (CAREER)

128	Marvin Harrison, 1996-08
113	Lenny Moore, 1956-67
82	Reggie Wayne, 2001-14
75	Edgerrin James, 1999-05
68	Raymond Berry, 1955-67

P.A.T.S

GAME

MOST MADE (GAME)

8	Tom Feamster vs. L.A. Rams, Nov. 5, 1956
8	Steve Myhra vs. G.B., Nov. 2, 1958
7	Steve Myhra vs. Chi, Oct. 4, 1958
7	Lou Michaels vs. Chi, Sept. 27, 1964
7	Lou Michaels at Atl, Nov. 12, 1967
7	Toni Linhart vs. NYJ, Nov. 16, 1975
7	Toni Linhart vs. Buf, Dec. 12, 1976
7	Raul Allegre vs. Buf, Oct. 6, 1985
7	Dean Biasucci vs. Den, Oct. 31, 1988
7	Mike Vanderjagt at N.O., Sept. 28, 2003
7	Mike Vanderjagt vs. Hou, Nov. 14, 2004
7	Adam Vinatieri vs. Was, Nov. 30, 2014

MOST MADE (ROOKIE GAME)

8	Tom Feamster vs. LA Rams, Nov. 5, 1956
---	----------------------------------------

SEASON

MOST ATTEMPTS (SEASON)

60	Mike Vanderjagt, 2004
54	Lou Michaels, 1964
52	Toni Linhart, 1975
52	Mike Vanderjagt, 2005
51	Steve Myhra, 1958
51	Steve Myhra, 1959
51	Adam Vinatieri, 2007
51	Adam Vinatieri, 2010

MOST ATTEMPTS (ROOKIE)

45	Rodrigo Blankenship, 2020
38	Jim O'Brien, 1970
26	Tom Feamster, 1956
24	George Hunt, 1973
24	Raul Allegre, 1983
23	Buck McPhail, 1953
23	Mike Vanderjagt, 1998

MOST MADE (SEASON)

59	Mike Vanderjagt, 2004
53	Lou Michaels, 1964
52	Mike Vanderjagt, 2005
51	Toni Linhart, 1975
51	Adam Vinatieri, 2010



REGULAR INDIVIDUAL

MOST MADE (ROOKIE)

43	Rodrigo Blankenship, 2020
36	Jim O'Brien, 1970
24	Tom Feamster, 1956
22	George Hunt, 1973
22	Raul Allegre, 1983
21	Buck McPhail, 1953

HIGHEST PERCENTAGE (SEASON-20 ATT.)

100	Lou Michaels, 1965
100	Jim O'Brien, 1972
100	Toni Linhart, 1974
100	Dean Biasucci (3), 1987, 1992, 1994
100	Cary Blanchard (3), 1995-97
100	Mike Vanderjagt (6), 1998-00, 2002-03, 2005
100	Adam Vinatieri (8) 2006, 2008, 2010-14, 2016
100	Matt Stover, 2009
100	Michael Badgley, 2021
100	Chase McLaughlin, 2022

HIGHEST PERCENTAGE (ROOKIE-SEASON-20 ATT.)

100	Mike Vanderjagt, 1998
95.6	Rodrigo Blankenship, 2020
94.7	Jim O'Brien, 1970
92.3	Tom Feamster, 1956
91.7	George Hunt, 1973
91.7	Raul Allegre, 1983

CAREER

MOST ATTEMPTS (CAREER)

524	Adam Vinatieri, 2006-19
346	Mike Vanderjagt, 1998-05
270	Lou Michaels, 1964-69
261	Dean Biasucci, 1984, 1986-94
194	Toni Linhart, 1974-79

MOST MADE (CAREER)

507	Adam Vinatieri, 2006-19
344	Mike Vanderjagt, 1998-05
263	Lou Michaels, 1964-69
255	Dean Biasucci, 1984, 1986-94
184	Toni Linhart, 1974-79

MOST CONSECUTIVE PATS

209	Adam Vinatieri, 2010-15
149	Mike Vanderjagt, 2001-04
125	Mike Vanderjagt, 1998-01
103	Lou Michaels, 1964-66
97	Adam Vinatieri, 2007-09

HIGHEST PERCENTAGE (CAREER-50 MIN.)

100	Cary Blanchard, 1995-97
99.4	Mike Vanderjagt, 1998-05
97.7	Dean Biasucci, 1984, 1986-94
97.4	Lou Michaels, 1964-69
96.8	Adam Vinatieri, 2006-19

FIELD GOALS

GAME

MOST ATTEMPTS (GAME)

6	Steve Myhra vs. Stl Cardinals, Nov. 19, 1961
6	Lou Michaels at Atl, Nov. 13, 1966
6	Toni Linhart vs. NYJ, Nov. 28, 1976
6	Raul Allegre at Phi, Oct. 30, 1983
6	Dean Biasucci vs. Mia, Sept. 25, 1988

MOST ATTEMPTS (ROOKIE-GAME)

6	Raul Allegre at Phi, Oct. 30, 1983
5	Jim O'Brien vs. Phi, Dec. 6, 1970
5	Raul Allegre at Den, Nov. 11, 1983
5	Rodrigo Blankenship vs. GB, Nov. 22, 2020

MOST FGS MADE (GAME)

5	Lou Michaels vs. S.F., Sept. 25, 1966
5	Raul Allegre at Phi, Oct. 30, 1983
5	Dean Biasucci vs. Mia, Sept. 25, 1988
5	Cary Blanchard at Buf, Sept. 21, 1997
5	Mike Vanderjagt vs. Den, 1/6/2002
5	Mike Vanderjagt vs. Bal, Oct. 13, 2002
5	Mike Vanderjagt at Ten, Dec. 7, 2003
5	Adam Vinatieri vs. Bal, Oct. 1, 2013
5	Adam Vinatieri vs. Chi, Oct. 9, 2016
5	Chase McLaughlin at Min, Dec. 17, 2022
5	Matt Gay at Bal, Sept. 24, 2023

MOST FGS MADE (ROOKIE-GAME)

5	Raul Allegre at Phi, Oct. 30, 1983
4	Raul Allegre at Den, Dec. 11, 1983
4	Mike Vanderjagt vs. Buf, Oct. 11, 1998
4	Mike Vanderjagt vs. Car, Dec. 27, 1998
4	Rodrigo Blankenship vs. Min, Sept. 30, 2020
4	Rodrigo Blankenship at Chi, Oct. 4, 2020
4	Rodrigo Blankenship vs. G.B. Nov. 23, 2020

HIGHEST PERCENTAGE (GAME-5 MIN.)

100	Lou Michaels vs. S.F., Sept. 25, 1966
100	Cary Blanchard at Buf, Sept. 21, 1997
100	Mike Vanderjagt vs. Den, Jan. 6, 2002
100	Mike Vanderjagt vs. Bal, Oct. 13, 2002
100	Mike Vanderjagt at Ten, Dec. 7, 2003
100	Adam Vinatieri vs. Ten, Dec. 1, 2013
100	Adam Vinatieri vs. Chi, Oct. 9, 2016
100	Chase McLaughlin at Min, Dec. 17, 2022
100	Matt Gay at Bal, Sept. 24, 2023

MOST 50+ FIELD GOALS (GAME)

4	*Matt Gay at Bal, Sept. 24, 2023
2	Dean Biasucci vs. Mia, Sept. 25, 1988
2	Mike Vanderjagt at Den, Nov. 24, 2002
2	Adam Vinatieri vs. Den., Oct. 27, 2019
2	Adam Vinatieri at S.D., Oct. 14, 2013
2	Adam Vinatieri vs. Chi, Oct. 9, 2016
2	Adam Vinatieri vs. S.F., Oct. 8, 2017
2	Chase McLaughlin at Den, Oct. 6, 2022
	* = NFL Record

LONGEST FIELD GOAL

58	Dan Miller at S.D., Dec. 26, 1982
57	Matt Gay at Car, Nov. 5, 2023
56	Matt Gay at Jax, Oct. 15, 2023
56	Bert Rechichar vs. Chi, Sept. 27, 1953
55	Raul Allegre at Den, Dec. 11, 1983
55	Dean Biasucci at Den, Oct. 15, 1989
55	Dean Biasucci at Mia, Dec. 30, 1990
55	Adam Vinatieri vs. Den, Oct. 27, 2019
55	Adam Vinatieri vs. Den, Nov. 8, 2015
54	Raul Allegre vs. S.D., Nov. 4, 1984
54	Dean Biasucci at N.E., Nov. 11, 1990
54	Dean Biasucci at Sea, Sept. 29, 1991
54	Mike Vanderjagt at Den, Nov. 24, 2002
54	Adam Vinatieri vs. Jax, Oct. 4, 2015
54	Adam Vinatieri vs. Chi, Oct. 9, 2016
54	Adam Vinatieri vs. Hou, Dec. 31, 2017
54	Adam Vinatieri at N.E., Oct. 4, 2018
54	Adam Vinatieri at Hou, Dec. 9, 2018
54	Chase McLaughlin vs. Hou, Jan. 8, 2023
54	Matt Gay at Bal, Sept. 24, 2023

LONGEST FIELD GOAL (ROOKIE)

58	Dan Miller at S.D., Dec. 26, 1982
55	Raul Allegre at Den, Dec. 11, 1983
53	Raul Allegre at Cin, Oct. 2, 1983
53	Mike Vanderjagt at Bal, Nov. 29, 1998
53	Rodrigo Blankenship vs. Hou, Dec. 20, 2020
52	Mike Vanderjagt, vs. N.O., Sept. 27, 1998



REGULAR INDIVIDUAL

MOST CONSECUTIVE GAMES SCORING FIELD GOALS

23	Mike Vanderjagt, G15-16, 2002/G1-4, G6, 2004
21	Cary Blanchard, G3-1996/G1-7, 1997
21	Mike Vanderjagt, G3-16, 1999/G1-7, 2000
18	Dean Biasucci, G8-16, 1988/G1-9, 1989
16	Adam Vinatieri, G8-16, 2015/G1-7, 2016

SEASON

MOST ATTEMPTS (SEASON)

41	Cary Blanchard, 1997
41	Matt Gay, 2023
40	Cary Blanchard, 1996
40	Adam Vinatieri, 2013
39	Steve Myhra, 1961
39	Jim Martin, 1963
39	Lou Michaels, 1966

MOST ATTEMPTS (ROOKIE)

37	Rodrigo Blankenship, 2020
35	Raul Allegre, 1983
34	Jim O'Brien, 1970

MOST FGS MADE (SEASON-16 MIN.)

37	Mike Vanderjagt, 2003
36	Cary Blanchard, 1996
35	Adam Vinatieri, 2013
34	Mike Vanderjagt, 1999
33	Matt Gay, 2023
32	Cary Blanchard, 1997
32	Rodrigo Blankenship, 2020

HIGHEST PERCENTAGE (SEASON-20 MIN.)

100	Mike Vanderjagt, 2003
96.8	Adam Vinatieri, 2014
92.9	Adam Vinatieri, 2010
92.6	Mike Vanderjagt, 2000
92.6	Adam Vinatieri, 2015

HIGHEST PERCENTAGE (ROOKIE-20 MIN.)

87.1	Mike Vanderjagt, 1998
86.5	Rodrigo Blankenship, 2020
85.7	Raul Allegre, 1983
57.1	George Hunt, 1973

MOST FGS MADE (ROOKIE)

32	Rodrigo Blankenship, 2020
30	Raul Allegre, 1983
27	Mike Vanderjagt, 1998
19	Jim O'Brien, 1970

MOST 50+ FIELD GOALS (SEASON)

9	Chase McLaughlin, 2022
8	Matt Gay, 2023

7	Adam Vinatieri, 2016
6	Dean Biasucci, 1988
6	Mike Vanderjagt, 1998
5	Cary Blanchard, 1996
5	Adam Vinatieri, 2017
4	Raul Allegre, 1983
4	Adam Vinatieri, 2012
4	Adam Vinatieri, 2013
4	Adam Vinatieri, 2015
4	Adam Vinatieri, 2018

MOST SEASONS 50+ FIELD GOALS

10	Dean Biasucci, 1984, 1986-94
10	Adam Vinatieri, 2008, 2011-19
5	Mike Vanderjagt, 1998-99, 2001-03
3	Cary Blanchard, 1995-97
2	Allegre/Michaels/Rechichar

MOST CONSC. SEASONS 50+ FGS

10	Dean Biasucci, 1984, 1986-94
8	Adam Vinatieri, 2011-18
3	Cary Blanchard, 1995-97
3	Mike Vanderjagt, 2001-03
2	Raul Allegre, 1983-84
2	Mike Vanderjagt, 1998-99

CAREER

MOST ATTEMPTS (CAREER)

394	Adam Vinatieri, 2006-19
250	Dean Biasucci, 1984, 1986-94
248	Mike Vanderjagt, 1998-05
197	Lou Michaels, 1964-69
116	Toni Linhart, 1974-79

MOST FGS MADE (CAREER)

336	Adam Vinatieri, 2006-19
217	Mike Vanderjagt, 1998-05
176	Dean Biasucci, 1984, 1986-94
107	Lou Michaels, 1964-69
87	Cary Blanchard, 1995-97

HIGHEST PERCENTAGE (CAREER-30 MIN.)

87.5	Mike Vanderjagt, 1998-05
85.3	Adam Vinatieri, 2006-19
83.3	Rodrigo Blankenship, 2020-21
83.3	Chase McLaughlin, 2019, 2022
82.9	Cary Blanchard, 1995-97

80.5 Matt Gay, 2023

72.2	Raul Allegre, 1983-85
70.4	Dean Biasucci, 1984, 1986-94

MOST CONSECUTIVE SUCCESSFUL 50+ FIELD GOALS

*44	Adam Vinatieri, G4-16, 2015/G1-9, 2016
42	Mike Vanderjagt, G15-16, 2002/G1, 2004
35	Adam Vinatieri, G14-16, 2013/G1-16, 2014
28	Mike Vanderjagt, G7-16, 1999/G1-2000
20	Adam Vinatieri, G2-11, 2017

*= NFL Record

MOST 50+ FIELD GOALS (CAREER)

37	Adam Vinatieri, 2006-19
18	Dean Biasucci, 1984, 1986-94
14	Mike Vanderjagt, 1998-05
11	Chase McLaughlin, 2019, 2022
8	Matt Gay, 2023
7	Raul Allegre, 1983-85
7	Cary Blanchard, 1995-97

MOST CONSC. SUCCESSFUL 50+ FIELD GOALS

9	Adam Vinatieri, 2015-16
7	Adam Vinatieri, 2013-14
6	Cary Blanchard, 1995-96
5	Mike Vanderjagt, 2001-03
5	Adam Vinatieri, 2016-17
5	Matt Gay, 2023

RUSHING

RUSHING ATTEMPTS

MOST ATTEMPTS (GAME)

40	Lydell Mitchell at NYJ, Oct. 20, 1974
38	Edgerrin James at Sea, Oct. 15, 2000
36	Eric Dickerson vs. Buf, Dec. 18, 1988
36	Edgerrin James vs. NYJ, Nov. 16, 2003
36	Frank Gore at Buf, Dec. 11, 2017

MOST ATTEMPTS (ROOKIE-GAME)

34	Dominic Rhodes at Buf, Nov. 4, 2001
32	Edgerrin James at N.E., Sept. 19, 1999
31	Frank Middleton at NYJ, Nov. 11, 1984
31	Dominic Rhodes vs. Den, Jan. 6, 2002
30	Jonathan Taylor vs. Jax, Jan. 4, 2020
29	Dominic Rhodes vs. Atl, Dec. 16, 2001

MOST ATTEMPTS (SEASON)

388	Eric Dickerson, 1988
387	Edgerrin James, 2000
369	Edgerrin James, 1999
360	Edgerrin James, 2005
334	Edgerrin James, 2004



REGULAR INDIVIDUAL

MOST ATTEMPTS (ROOKIE)

369	Edgerrin James, 1999
314	Marshall Faulk, 1994
233	Dominic Rhodes, 2001
232	Jonathan Taylor, 2020
226	Joseph Addai, 2006
213	Alan Ameche, 1955

MOST SEASONS LEADING TEAM

6	Edgerrin James, 1999-00, 2002-05
5	Alan Ameche, 1955-59
5	Tom Matte, 1963, 1967-69, 1971
5	Lydell Mitchell, 1973-77
5	Eric Dickerson, 1987-91
5	Marshall Faulk, 1994-98

MOST CONSC. SEASONS LEADING TEAM

5	Alan Ameche, 1955-59
5	Lydell Mitchell, 1973-77
5	Lydell Mitchell, 1973-77
5	Marshall Faulk, 1994-98
4	Edgerrin James, 2002-05
4	Joseph Addai, 2006-09

MOST SEASONS 100+ ATTEMPTS

7	Edgerrin James, 1999-05
6	Randy McMillan, 1981-86
6	Joseph Addai, 2006-11
5	Alan Ameche, 1955-59
5	Tom Matte, 1963, 1967-69, 1971
5	Lydell Mitchell, 1973-77
5	Eric Dickerson, 1987-91
5	Marshall Faulk, 1994-98

MOST CONSC. SEASONS 100+ ATTEMPTS

7	Edgerrin James, 1999-05
6	Randy McMillan, 1981-86
6	Joseph Addai, 2006-11
5	Alan Ameche, 1955-59
5	Lydell Mitchell, 1973-77
5	Eric Dickerson, 1987-91
5	Marshall Faulk, 1994-98

MOST GAMES WITH ATTEMPTS (CAREER)

163	John Unitas, 1956-72
154	Peyton Manning, 1998-11
134	Lenny Moore, 1956-67
127	Tom Matte, 1961-72
126	Don McCauley, 1971-81

MOST ATTEMPTS (CAREER)

2,188	Edgerrin James, 1999-05
1,391	Lydell Mitchell, 1972-77
1,389	Marshall Faulk, 1994-98
1,258	Eric Dickerson, 1987-91
1,200	Tom Matte, 1961-72

RUSHING YARDS

MOST YARDS (GAME)

253	Jonathan Taylor vs. Jax, Jan. 4, 2020
219	Edgerrin James at Sea, Oct. 15, 2000
204	Edgerrin James at Chi, Nov. 21, 2004
198	Norm Bulaich vs. NYJ, Sept. 19, 1971
196	Eric Dickerson vs. T.B., Dec. 27, 1987
194	Alan Ameche vs. Chi, Sept. 25, 1955

MOST YARDS (ROOKIE-GAME 150+ YARDS)

253	Jonathan Taylor vs. Jax, Jan. 4, 2020
194	Alan Ameche vs. Chi, Sept. 25, 1955
185	Lenny Moore vs. G.B., Oct. 28, 1956
177	Dominic Rhodes vs. Atl, Dec. 16, 2001
171	Joseph Addai, vs. Phi, Nov. 26, 2006
153	Alan Ameche, vs. Det, Oct. 1, 1955

MOST CONSC. 100+ GAMES

5	Edgerrin James, G14-16, 2000/G1-2, 2001
5	Edgerrin James, G5-9, 2005
4	Eric Dickerson, G8-11, 1987
4	Edgerrin James, G7-10, 1999
4	Edgerrin James, G10-13, 2004
4	Jonathan Taylor, G13-17, 2021

MOST 100+ GAMES (ROOKIE)

10	Edgerrin James, 1999
5	Dominic Rhodes, 2001
4	Marshall Faulk, 1994
3	Alan Ameche, 1955
3	Jonathan Taylor, 2020
2	Lenny Moore, 1956
2	Roosevelt Potts, 1993
2	Joseph Addai, 2006

MOST YARDS (SEASON)

1,811	Jonathan Taylor, 2021
1,709	Edgerrin James, 2000
1,659	Eric Dickerson, 1988
1,553	Edgerrin James, 1999
1,548	Edgerrin James, 2004
1,506	Edgerrin James, 2005

MOST YARDS (ROOKIE)

1,553	Edgerrin James, 1999
1,282	Marshall Faulk, 1994
1,169	Jonathan Taylor, 2020
1,104	Dominic Rhodes, 2001
1,081	Joseph Addai, 2006
961	Alan Ameche, 1955

MOST 100+ GAMES (SEASON)

10	Edgerrin James, 1999
10	Jonathan Taylor, 2021
9	Edgerrin James, 2000
9	Edgerrin James, 2005
8	Eric Dickerson, 1988
8	Edgerrin James, 2004

MOST SEASONS LEADING TEAM

6	Edgerrin James, 1999-00, 2002-05
5	Alan Ameche, 1955-59
5	Lydell Mitchell, 1973-77
5	Eric Dickerson, 1987-91
5	Marshall Faulk, 1994-98

MOST YARDS TWO RUSHERS (SEASON)

2,087	Taylor (1,811)/Hines (276), 2021
1,924	Dickey (1,122)/McMillan (802), 1983
1,889	Dickerson (1,659)/Bentley (230), 1988
1,825	James (1,709)/Manning (116), 2000
1,802	James (1,548)/Rhodes (254), 2004
1,766	Rhodes (1,104)/James (662), 2001

MOST CONSC. SEASONS LEADING TEAM

5	Alan Ameche, 1955-59
5	Lydell Mitchell, 1973-77
5	Eric Dickerson, 1987-91
5	Marshall Faulk, 1994-98
4	Edgerrin James, 2002-05
4	Joseph Addai, 2006-09

MOST 100+ GAMES (CAREER)

49	Edgerrin James, 1999-05
24	Eric Dickerson, 1987-91
16	Lydell Mitchell, 1972-77
16	Jonathan Taylor, 2020-22
14	Marshall Faulk, 1994-98

MOST YARDS (CAREER)

9,226	Edgerrin James, 1999-05
5,487	Lydell Mitchell, 1972-77
5,320	Marshall Faulk, 1994-98
5,194	Eric Dickerson, 1987-91
5,174	Lenny Moore, 1956-67



REGULAR INDIVIDUAL

RUSHING TOUCHDOWNS

MOST TOUCHDOWNS (GAME)

- 4 **Jonathan Taylor at Buf, Nov. 21, 2021**
- 4 Eric Dickerson vs. Den, Oct. 31, 1988
- 4 Joseph Addai vs. Phi, Nov. 26, 2006
- 3 Alan Ameche at G.B., Oct. 13, 1957
- 3 Lenny Moore vs. L.A. Rams, Oct. 16, 1960
- 3 Tom Matte vs. Was, Nov. 2, 1969
- 3 Don McCauley at Mia, Nov. 23, 1975
- 3 Randy McMillan vs. N.E., Dec. 1, 1985
- 3 Marshall Faulk vs. Hou, Sept. 4, 1994
- 3 Marshall Faulk vs. Stl, Oct. 1, 1995
- 3 Edgerrin James at Cle, Dec. 26, 1999
- 3 Edgerrin James at Sea, Oct. 15, 2000
- 3 Edgerrin James vs. Buf, Dec. 11, 2000
- 3 Edgerrin James vs. NYJ, Nov. 16, 2003
- 3 Edgerrin James vs. Stl, Oct. 17, 2005

MOST TOUCHDOWNS (ROOKIE-GAME)

- 4 Joseph Addai vs. Phi, Nov. 26, 2006
- 3 Marshall Faulk vs. Hou, Sept. 4, 1994
- 3 Edgerrin James at Cle, Dec. 26, 1999
- 2 (26 times) Last: **Anthony Richardson at Hou, Sept. 17, 2023**

MOST CONSC. GAMES RUSHING TDS

- 11 Lenny Moore, G8-9-1963/G9, 1964
- 11 **Jonathan Taylor, G4-15, 2021**
- 9 Lydell Mitchell, G8-14-1975/G1, 1976
- 7 Curtis Dickey, G9-15, 1980
- 6 Tom Matte, G2-7, 1969
- 6 Edgerrin James, G5-10, 2005

MOST CONSC. GAMES RUSHING TDS (ROOKIE)

- 7 Curtis Dickey, G9-15, 1980
- 5 Alan Ameche, G1-5, 1955
- 4 Lenny Moore, G3-6, 1956
- 4 James Mungro, G11-14, 2002
- 4 **Jonathan Taylor, G13-16, 2020**

MOST TOUCHDOWNS (SEASON)

- 18 **Jonathan Taylor, 2021**
- 16 Lenny Moore, 1964
- 14 Eric Dickerson, 1988
- 13 Edgerrin James (3), 1999-00, 2005
- 12 Joseph Addai, 2007
- 11 Tom Matte, 1969
- 11 Lydell Mitchell, 1975
- 11 Curtis Dickey, 1980
- 11 Marshall Faulk (2), 1994-95
- 11 Edgerrin James, 2003
- 11 **Jonathan Taylor, 2020**

MOST TOUCHDOWNS (ROOKIE)

- 13 Edgerrin James, 1999
- 11 Curtis Dickey, 1980
- 11 Marshall Faulk, 1994
- 11 **Jonathan Taylor, 2020**
- 9 Alan Ameche, 1955
- 9 Dominic Rhodes, 2001

MOST GAMES WITH TOUCHDOWNS (SEASON)

- 12 Lenny Moore, 1964
- 12 **Jonathan Taylor, 2021**
- 9 Lydell Mitchell, 1975
- 9 Eric Dickerson, 1988
- 9 Edgerrin James (2), 2000, 2005
- 9 Joseph Addai (2), 2007, 2009

MOST GAMES WITH TOUCHDOWNS (ROOKIE)

- 8 Alan Ameche, 1955
- 8 Curtis Dickey, 1980
- 8 Edgerrin James, 1999
- 8 **Jonathan Taylor, 2020**
- 7 Rodney Culver, 1992
- 7 Marshall Faulk, 1994
- 7 Dominic Rhodes, 2001

MOST SEASONS LEADING TEAM

- 6 Lenny Moore, 1956*, 1960-61, 1964, 1965*, 1966*
- 5 Alan Ameche, 1955, 1956*, 1957-59
- 5 Randy McMillan, 1982*, 1983-84, 1986*
- 5 Marshall Faulk, 1994-98
- 5 Edgerrin James, 1999-00, 2003-05

*= Tied for Team Lead

MOST CONSC. SEASONS LEADING TEAM

- 5 Alan Ameche, 1955-59 (1956*)
- 5 Randy McMillan, 1982-86 (1982*, 1986*)
- 5 Marshall Faulk, 1994-98
- 4 Eric Dickerson, 1988-91 (1990*)

*= Tied for Team Lead

MOST GAMES WITH TOUCHDOWNS (CAREER)

- 44 Edgerrin James, 1999-05
- 37 Tom Matte, 1961-72
- 33 Lenny Moore, 1956-67
- 32 Don McCauley, 1971-81
- 32 Marshall Faulk, 1994-98

MOST TOUCHDOWNS (CAREER)

- 64 Edgerrin James, 1999-05
- 63 Lenny Moore, 1956-67
- 45 Tom Matte, 1961-72
- 42 Marshall Faulk, 1994-98
- 40 Alan Ameche, 1955-60
- 40 Don McCauley, 1971-81
- 40 **Jonathan Taylor, 2020-23**

RUSHING AVERAGE

HIGHEST AVERAGE (GAME-10 ATT)

- 14.2 *Lenny Moore vs. G.B., Oct. 28, 1956
- 11.3 Lenny Moore at Det, Oct. 19, 1958
- 11.3 Marshall Faulk at Bal, Nov. 29, 1998
- 10.9 *Lenny Moore at Cle, Nov. 11, 1956
- 10.4 **Jonathan Taylor vs. Hou, Oct. 17, 2021**

*= Rookie

HIGHEST AVERAGE (SEASON-80 ATT)

- 7.5 Lenny Moore, 1956
- 7.3 Lenny Moore, 1958
- 7.0 Lenny Moore, 1961
- 5.5 **Jonathan Taylor, 2021**
- 5.3 Donald Brown, 2013
- 5.2 George Wonsley, 1985

HIGHEST AVERAGE (ROOKIE-80 ATT, 4.5+)

- 7.5 Lenny Moore, 1956
- 5.1 Tony Lorick, 1964
- 5.0 **Jonathan Taylor, 2020**
- 4.8 Joseph Addai, 2006
- 4.7 Dominic Rhodes, 2001
- 4.5 Curtis Dickey, 1980
- 4.5 Alan Ameche, 1955

LONGEST RUSHES

- 83 **Jonathan Taylor vs. Hou, Oct. 17, 2021**
- 80t Tom Matte vs. Stl, Oct. 12, 1964
- 80t Donald Brown vs. Ten, Dec. 18, 2011
- 79t *Alan Ameche vs. Chi, Sept. 25, 1955
- 79t *Lenny Moore vs. G.B., Oct. 28, 1956

*= Rookie

HIGHEST AVERAGE (CAREER-300 ATT/4.0)

- 5.0 **Jonathan Taylor, 2020-23**
- 4.8 Lenny Moore, 1956-67
- 4.5 Albert Bentley, 1985-91
- 4.4 Curtis Dickey, 1980-85
- 4.4 Marlon Mack, 2017-21
- 4.3 Donald Brown, 2009-13
- 4.2 Alan Ameche, 1955-60
- 4.2 Edgerrin James, 1999-05



REGULAR INDIVIDUAL

PASSING

PASSING ATTEMPTS

MOST ATTEMPTS (GAME)

62	Andrew Luck vs. Hou, Sept. 30, 2018
59	Jeff George at Was, Nov. 7, 1993
59	Andrew Luck at N.E., Oct. 4, 2018
58	Matt Ryan vs. Jax, Oct. 16, 2022
57	Jack Trudeau at NYJ, Nov. 16, 1986
57	Peyton Manning at Hou, Sept. 12, 2010
56	Peyton Manning at S.D., Nov. 11, 2007

MOST ATTEMPTS (ROOKIE-GAME)

57	Jack Trudeau at NYJ, Nov. 16, 1986
55	Andrew Luck vs. G.B., Oct. 7, 2012
54	Andrew Luck at Det., Dec. 2, 2012
53	Jack Trudeau vs. NYJ, Sept. 28, 1986
52	Peyton Manning vs. N.E., Nov. 1, 1998

MOST 40+ ATTEMPT GAMES

59	Peyton Manning, 1998-11
36	Andrew Luck, 2012-18
9	Jack Trudeau, 1986-93
8	John Unitas, 1956-72
8	Bert Jones, 1973-81
8	Jeff George, 1990-93

MOST GAMES WITH ATTEMPTS (CAREER)

208	Peyton Manning, 1998-11
202	John Unitas, 1956-72
97	Bert Jones, 1973-81
86	Andrew Luck, 2012-18
61	Jack Trudeau, 1986-93

MOST ATTEMPTS (SEASON)

679	Peyton Manning, 2010
639	Andrew Luck, 2018
627	Andrew Luck, 2012
616	Andrew Luck, 2014
591	Peyton Manning, 2002

MOST ATTEMPTS (ROOKIE)

627*	Andrew Luck, 2012
575	Peyton Manning, 1998
417	Jack Trudeau, 1986
334	Jeff George, 1990
237	George Shaw, 1955

* = NFL Record

MOST SEASONS LEADING TEAM (ATT/COMP)

15	John Unitas, 1956-67, 1969-71
13	Peyton Manning, 1998-10
6	Bert Jones, 1974-77, 1980-81
6	Andrew Luck, 2012-16, 2018
4	Mike Pagel, 1982-85
4	Jeff George, 1990-93
4	Jim Harbaugh, 1994-97

MOST SEASONS 200+ ATTEMPTS

13	John Unitas, 1957-67, 1969-70
13	Peyton Manning, 1998-10
6	Bert Jones, 1974-77, 1980-81
6	Andrew Luck, 2012-18
4	Mike Pagel, 1982-85
4	Jeff George, 1990-93
4	Jim Harbaugh, 1994-97

MOST CONSC. SEASONS LEADING TEAM (ATT/COMP)

13	Peyton Manning, 1998-10
12	John Unitas, 1956-67
5	Andrew Luck, 2012-16
4	Bert Jones, 1974-77
4	Mike Pagel, 1982-85
4	Jeff George, 1990-93
4	Jim Harbaugh, 1994-97

CONSC. SEASONS 200+ ATTEMPTS

13	Peyton Manning, 1998-10
11	John Unitas, 1957-67
6	Andrew Luck, 2012-18
4	Bert Jones, 1974-77
4	Mike Pagel, 1982-85
4	Jeff George, 1990-93
4	Jim Harbaugh, 1994-97

MOST ATTEMPTS (CAREER)

7,210	Peyton Manning, 1998-11
5,110	John Unitas, 1956-72
3,290	Andrew Luck, 2012-18
2,464	Bert Jones, 1973-81
1,536	Jack Trudeau, 1986-93

COMPLETIONS

MOST COMPLETIONS (GAME)

42	Matt Ryan vs. Jax, Oct. 16, 2022
40	Peyton Manning at Hou, Sept. 12, 2010
40	Andrew Luck vs. Hou, Sept. 30, 2018
39	Andrew Luck vs. Cin, Sept. 9, 2018
38	Peyton Manning at N.E., Nov. 21, 2010
38	Andrew Luck at N.E., Oct. 4, 2018
37	Jeff George at Was, Nov. 7, 1993
37	Peyton Manning vs. Ten, Nov. 3, 2002

MOST COMPLETIONS (ROOKIE-GAME)

31	Andrew Luck vs. G.B., Oct. 7, 2012
30	Peyton Manning vs. N.E., Nov. 1, 1998
30	Andrew Luck vs. Mia, Nov. 4, 2012
27	Jack Trudeau at NYJ, Nov. 16, 1986
27	Peyton Manning at Bal, Nov. 29, 1998
27	Andrew Luck at N.E., Nov. 18, 2012

MOST GAMES WITH COMPLETIONS

208	Peyton Manning, 1998-11
200	John Unitas, 1956-72
96	Bert Jones, 1973-81
86	Andrew Luck, 2012-18
61	Jack Trudeau, 1986-93

MOST GAMES 20+ COMPLETIONS (CAREER)

153	Peyton Manning, 1998-11
63	Andrew Luck, 2012-18
33	John Unitas, 1956-72
20	Bert Jones, 1973-81
17	Jeff George, 1990-93

MOST CONSC. GAMES 20+ COMPLETIONS

14	Peyton Manning, G1-14, 2010
13	Andrew Luck, G15-16, 2013, G1-11, 2014
12	Peyton Manning, G3-14, 2003
12	Peyton Manning, G3-14, 2009
11	Andrew Luck, G4-G7, 2015/G1-G7, 2016

MOST COMPLETIONS (SEASON)

450	Peyton Manning, 2010
430	Andrew Luck, 2018
393	Peyton Manning, 2009
392	Peyton Manning, 2002
380	Andrew Luck, 2014
379	Peyton Manning, 2003

MOST COMPLETIONS (ROOKIE)

339	Andrew Luck, 2012
326	Peyton Manning, 1998
204	Jack Trudeau, 1986
181	Jeff George, 1990
129	Chris Chandler, 1988

MOST SEASONS 150+ COMPLETIONS

13	Peyton Manning, 1998-11
12	John Unitas, 1959-67, 1969-70
6	Andrew Luck, 2012-18
5	Bert Jones, 1975-77, 1980-81
4	Jeff George, 1990-93



REGULAR INDIVIDUAL

MOST CONSECUTIVE COMPLETIONS

23	Peyton Manning vs. Det/at Jax, Dec. 14-Dec. 18, 2008
17	Bert Jones vs. NYJ, Dec. 15, 1974
17	Peyton Manning vs. Cle/at Ten, Sept. 25-Oct. 2, 2005
17	Peyton Manning vs. Den/at Jax, Dec. 13-Dec. 17, 2009
16	Peyton Manning at Ten, Oct. 11, 2009
16	Jacoby Brissett vs. Atl, Sept. 22, 2019

CONSC. SEASONS 150+ COMPLETIONS

13	Peyton Manning, 1998-10
9	John Unitas, 1959-67
6	Andrew Luck, 2012-18
4	Jeff George, 1990-93
3	Bert Jones, 1975-77
3	Jim Harbaugh, 1995-97

MOST COMPLETIONS (CAREER)

4,682	Peyton Manning, 1998-11
2,796	John Unitas, 1956-72
2,000	Andrew Luck, 2012-18
1,382	Bert Jones, 1973-81
874	Jeff George, 1990-93

COMPLETION PERCENTAGE

HIGHEST PERCENTAGE (GAME-15 ATT)

87.5	Peyton Manning vs. Ten, Dec. 30, 2007 (14-16)
85.3	Peyton Manning at Jax, Dec. 18, 2008 (29-34)
85.0	John Unitas at Atl, Nov. 12, 1967 (17-20)
84.2	John Unitas vs. Mia, Dec. 11, 1971 (16-19)
83.3	Peyton Manning vs. Atl, Dec. 14, 2003 (25-30)

HIGHEST PERCENTAGE (ROOKIE-GAME-20 ATT)

75	John Unitas vs. L.A. Rams, Nov. 25, 1956 (18-24)
70.4	Peyton Manning at Atl, Dec. 6, 1998 (19-27)
69.2	Andrew Luck at Jax, Nov. 8, 2012 (18-26)
68.4	Andrew Luck at Ten, Oct. 28, 2012 (26-38)
68.2	George Shaw at L.A. Rams, Dec. 5, 1955 (15-22)

HIGHEST PERCENTAGE (SEASON-200 ATT)

68.8	Peyton Manning, 2009
68.0	Philip Rivers, 2020
67.6	Peyton Manning, 2004
67.3	Peyton Manning, 2005
67.3	Andrew Luck, 2018
67	Peyton Manning, 2003
66.8	Peyton Manning, 2008

HIGHEST PERCENTAGE (ROOKIE-SEASON-100 ATT)

56.7	Peyton Manning, 1998
55.6	John Unitas, 1956
55.4	Chris Chandler, 1988
54.2	Jeff George, 1990
54.1	Andrew Luck, 2012

HIGHEST PERCENTAGE (CAREER-1,000 ATT)

64.9	Peyton Manning, 1998-11
60.8	Andrew Luck, 2012-18
60.7	Jim Harbaugh, 1994-97
57.0	Jeff George, 1990-93
56.1	Bert Jones, 1973-81

PASSING YARDS

MOST YARDS (GAME)

472	Peyton Manning at K.C., Oct. 31, 2004
464	Andrew Luck vs. Hou, Sept. 30, 2018
440	Peyton Manning vs. Jax, Sept. 25, 2000
433	Peyton Manning at Hou, Sept. 12, 2010
433	Andrew Luck vs. Mia, Nov. 4, 2012
425	Peyton Manning vs. Ten, Dec. 5, 2004

MOST YARDS (ROOKIE-GAME)

433	Andrew Luck vs. Mia, Nov. 4, 2012
391	Andrew Luck at Det, Dec. 2, 2012
362	Andrew Luck vs. G.B., Oct. 7, 2012
359	Jack Trudeau at NYJ, Nov. 16, 1986
357	Peyton Manning at Bal, Nov. 29, 1998

MOST 300+ GAMES (SEASON)

10	Andrew Luck, 2014
9	Peyton Manning, 2009
7	Peyton Manning, 2010
7	Andrew Luck, 2018
6	Peyton Manning (2), 2004, 2006
6	Andrew Luck, 2012

MOST 300+ GAMES (ROOKIE)

6*	Andrew Luck, 2012
4	Peyton Manning, 1998
2	Jack Trudeau, 1986
1	John Unitas, 1956

*= NFL Record

MOST 300+ GAMES (CAREER)

63	Peyton Manning, 1998-11
33	Andrew Luck, 2012-18
26	John Unitas, 1956-72
8	Bert Jones, 1973-81
7	Jeff George, 1990-93

MOST CONSC. 300+ GAMES

8	Andrew Luck, G3-10, 2014
5	Peyton Manning, G1-5, 2009
3	John Unitas, G12-14, 1963
3	Peyton Manning, G6-8, 2006
3	Peyton Manning, G7-9, 2009
3	Andrew Luck, G4-6, 2018

MOST YARDS (SEASON)

4,761	Andrew Luck, 2014
4,700	Peyton Manning, 2010
4,593	Andrew Luck, 2018
4,557	Peyton Manning, 2004
4,500	Peyton Manning, 2009
4,413	Peyton Manning, 2000

MOST YARDS (ROOKIE)

4,374 *	Andrew Luck, 2012
3,739	Peyton Manning, 1998
2,225	Jack Trudeau, 1986
2,152	Jeff George, 1990
1,619	Chris Chandler, 1988

*= NFL Record

MOST SEASONS LEADING TEAM (YDS/TDS)

14	John Unitas, 1956-67, 69-70
13	Peyton Manning, 1998-11
6	Bert Jones, 1974-77, 1980-81
6	Andrew Luck, 2012-18
4	Mike Pagel, 1982-85
4	Jeff George, 1990-93
4	Jim Harbaugh, 1994-97

MOST CONSC. SEASONS LEADING TEAM (YDS/TDS)

13	Peyton Manning, 1998-10
12	John Unitas, 1956-67
5	Andrew Luck, 2012-16
4	Bert Jones, 1974-77
4	Mike Pagel, 1982-85
4	Jeff George, 1990-93
4	Jim Harbaugh, 1994-97

MOST 2,000+ SEASONS

13	John Unitas, 1957-67, 1969-70
13	Peyton Manning, 1998-10
5	Bert Jones, 1975-77, 1980-81
5	Andrew Luck, 2012-14, 2016, 2018
3	Jeff George, 1990-91, 1993
3	Jim Harbaugh, 1995-97

MOST CONSC. 2,000+ SEASONS

13	Peyton Manning, 1998-10
11	John Unitas, 1957-67
3	Bert Jones, 1975-77
3	Jim Harbaugh, 1995-97
3	Andrew Luck, 2012-14



REGULAR INDIVIDUAL

MOST YARDS (CAREER)

54,828	Peyton Manning, 1998-11
39,768	John Unitas, 1956-72
23,671	Andrew Luck, 2012-18
17,663	Bert Jones, 1973-81
9,647	Jack Trudeau, 1986-93

PASSING TOUCHDOWNS

MOST TOUCHDOWNS (GAME)

6	Peyton Manning at N.O., Sept. 28, 2003
6	Peyton Manning at Det, Nov. 25, 2004
5	Gary Cuzzo at Min, Nov. 14, 1965
5	Gary Hogeboom at Buf, Oct. 4, 1987
5	Peyton Manning vs. Atl, Dec. 14, 2003
5	Peyton Manning vs. G.B., Sept. 26, 2004
5	Peyton Manning at K.C., Oct. 31, 2004
5	Peyton Manning vs. Hou, Nov. 14, 2004
5	Andrew Luck vs. Was, Nov. 30, 2014

MOST TOUCHDOWNS (ROOKIE-GAME)

4	Andrew Luck at Det, Dec. 2, 2012
3	John Unitas vs. L.A. Rams, Nov. 25, 1956
3	Jeff George at Cin, Nov. 25, 1990
3	Jeff George vs. Was, Dec. 22, 1990
3	Peyton Manning at S.F., Oct. 18, 1998
3	Peyton Manning vs. NYJ, Nov. 15, 1998
3	Peyton Manning at Bal, Nov. 29, 1998
3	Peyton Manning vs. Cin, Dec. 13, 1998

HIGHEST TD PCT. (GAME-20 ATT)

24.00	Peyton Manning at N.O., Sept. 28, 2003
23.53	Peyton Manning at Balt, Dec. 9, 2007
21.43	Peyton Manning at Det, Nov. 25, 2004
20.00	John Unitas at Atl, Dec. 12, 1967
20.00	Gary Hogeboom at Buf, Oct. 4, 1987

HIGHEST TD PCT. (ROOKIE-GAME-20 ATT)

12.50	John Unitas vs. L.A. Rams, Nov. 25, 1956
11.54	Peyton Manning vs. Cin, Dec. 13, 1998
10.00	Mike Pagel vs. Cin, Dec. 5, 1982
10.00	Peyton Manning at S.F., Oct. 18, 1998
9.68	Jeff George at Cin, Nov. 25, 1990

MOST GAMES WITH TOUCHDOWNS (SEASON)

15	Peyton Manning (5), 1998, 2000, 2002, 2004, 2006
15	Andrew Luck (2), 2014, 2016
15	Carson Wentz, 2021
14	Andrew Luck, 2018
14	Peyton Manning (5), 1999, 2001, 2007-08, 2010
14	Philip Rivers, 2020
13	Earl Morrall, 1968
13	Peyton Manning, 2009
13	Andrew Luck, 2012

MOST GAMES WITH TOUCHDOWNS (ROOKIE)

15	Peyton Manning, 1998
13	Andrew Luck, 2012
9	Jeff George, 1990
8	Chris Chandler, 1988
7	George Shaw, 1955
7	Jack Trudeau, 1986

MOST TOUCHDOWNS (SEASON)

49	Peyton Manning, 2004
40	Andrew Luck, 2014
39	Andrew Luck, 2018
33	Peyton Manning (3), 2000, 2009-10
32	John Unitas, 1959
31	Peyton Manning (2), 2006-07
31	Andrew Luck, 2016

MOST TOUCHDOWNS (ROOKIE)

26	Peyton Manning, 1998
23	Andrew Luck, 2012
16	Jeff George, 1990
10	George Shaw, 1955
9	John Unitas, 1956

MOST GAMES WITH TOUCHDOWNS (CAREER)

182	Peyton Manning, 1998-11
144	John Unitas, 1956-72
76	Andrew Luck, 2012-18
68	Bert Jones, 1973-81
31	Mike Pagel, 1982-85
31	Jim Harbaugh, 1994-97

MOST CONSC. GAMES PASSING TDS

47	John Unitas, G10-1956/G10-1960
33	Andrew Luck, G1-2014-G9-2015/G1-2016-G16-2016/G1-2018-G11-2018
27	Peyton Manning, G4-1998/G14-1999
18	Andrew Luck, G13-16-2013/G14-2014
16	Peyton Manning, G16-2003/G15-2004
13	Peyton Manning, G1-13-2000
13	Peyton Manning, G15-16-2000/G11-2001

MOST CONSC. GAMES PASSING TDS (ROOKIE)

13	Peyton Manning, G4-16, 1998
7	Andrew Luck, G10-16, 2012
4	Bert Jones, G1-4, 1973
4	Jack Trudeau, G4-7, 1986
4	Jeff George, G9-12, 1990
4	Andrew Luck, G1-4, 2012

MOST CONSC. GAMES 2+ TD PASSES

13	Peyton Manning, G1-13, 2004
12	John Unitas, G1-12, 1959
8	Peyton Manning, G6-13, 2005
8	Andrew Luck, G4-11, 2018
8	Andrew Luck, G10-16 2016/G2 2018
7	John Unitas, G4-8, 10-11, 1965
7	Peyton Manning, G10-16, 2010

HIGHEST TD PCT. (CAREER-1000 ATT)

5.62	John Unitas, 1956-72
5.53	Peyton Manning, 1998-11
5.19	Andrew Luck, 2012-18
4.95	Bert Jones, 1973-81
3.98	Jim Harbaugh, 1994-97

HIGHEST TD PCT. (SEASON-200 ATT)

9.86	Peyton Manning, 2004
8.72	John Unitas, 1959
8.2	Earl Morrall, 1968
8.16	John Unitas, 1965
7.97	John Unitas, 1957

HIGHEST TD PCT. (ROOKIE-SEASON-100 ATT)

4.79	Jeff George, 1990
4.55	John Unitas, 1956
4.52	Peyton Manning, 1998
4.22	George Shaw, 1955
3.7	Bert Jones, 1973

LONGEST TOUCHDOWN PASSES

90t	Jones to Roger Carr vs. NYJ, Nov. 16, 1975
89t	Unitas to John Mackey at L.A. Rams, Oct. 30, 1966
89t	Jones to Roger Carr at Buf, Nov. 9, 1975
88t	Unitas to Tom Matte vs. Atl, Sept. 17, 1967
87t	Painter to Pierre Garcon at T.B., Oct. 3, 2011
87t	Luck to T.Y. Hilton vs. N.O., Oct. 25, 2015

LONGEST TOUCHDOWN PASSES (ROOKIE)

84t	Trudeau to Bill Brooks at S.F., Oct. 5, 1986
82t	Shaw to Buddy Young at G.B., Oct. 8, 1955
78t	Manning to Marshall Faulk vs. N.O., Sept. 27, 1998
71t	Sorgi to Reggie Wayne at Den, Jan. 2, 2005
70t	Luck to T.Y. Hilton vs. Hou, Dec. 30, 2012

MOST TOUCHDOWNS (CAREER)

399	Peyton Manning, 1998-11
287	John Unitas, 1956-72
171	Andrew Luck, 2012-18
122	Bert Jones, 1973-81
49	Jim Harbaugh, 1994-97



REGULAR INDIVIDUAL

PASSING AVERAGE

HIGHEST AVG. PER ATTEMPT (GAME-20 ATT)

18.50 John Unitas at Atl, Nov. 12, 1967
 15.67 John Unitas vs. Det, Nov. 10, 1963
 15.64 John Unitas vs. Min, Dec. 8, 1963
 14.65 Peyton Manning at Bal, Dec. 9, 2007

HIGHEST AVG. PER ATTEMPT (ROOKIE-GAME-20 ATT)

12.21 John Unitas vs. L.A. Rams, Nov. 25, 1956
 11.32 Jeff George vs. NYJ, Nov. 18, 1990
 10.47 John Unitas at Det, Nov. 18, 1956

HIGHEST AVG. PER ATTEMPT (SEASON-200 ATT)

9.26t John Unitas, 1964
 9.18t John Unitas, 1968
 9.17t Peyton Manning, 2004
 9.05t Bert Jones, 1976

HIGHEST AVG. PER ATTEMPT (ROOKIE-SEASON-100 ATT)

7.57 John Unitas, 1956
 6.98 Andrew Luck, 2012
 6.95 Chris Chandler, 1988
 6.69 George Shaw, 1955
 6.50 Peyton Manning, 1998

HIGHEST AVG. PER ATTEMPT (CAREER-1,000 ATT)

7.78 John Unitas, 1956-72
 7.60 Peyton Manning, 1998-11
 7.19 Andrew Luck, 2012-18
 7.17 Bert Jones, 1973-81
 7.08 Jim Harbaugh, 1994-97

HIGHEST AVG. PER COMP (GAME-20 ATT)

22.25 John Unitas vs. S.F., Nov. 26, 1960
 22.12 John Unitas vs. Det, Nov. 10, 1963
 21.93 John Unitas vs. Chi, Oct. 2, 1960
 21.86 Bert Jones at Buf, Nov. 9, 1975
 21.85 John Unitas vs. Min, Oct. 1, 1961

HIGHEST AVG. PER COMP (ROOKIE-GAME-20 ATT)

18.47 John Unitas at Det, Nov. 18, 1956
 17.79 Jeff George vs. NYJ, Nov. 18, 1990
 16.67 Jeff George at N.E., Nov. 11, 1990
 16.67 George Shaw vs. S.F., Nov. 27, 1955
 16.29 Andrew Luck at Det, Dec. 2, 2012

HIGHEST AVG. PER COMP (SEASON-200 ATT)

17.87 John Unitas, 1964
 16.31 John Unitas, 1960
 15.98 Earl Morrall, 1968
 15.43 John Unitas, 1965
 15.02 John Unitas, 1959

HIGHEST AVG. PER COMP (ROOKIE-SEASON-100 ATT)

13.62 John Unitas, 1956
 13.33 George Shaw, 1955
 12.90 Andrew Luck, 2012
 12.55 Chris Chandler, 1988
 12.53 Bert Jones, 1973

HIGHEST AVG. PER COMP (CAREER-1,000 ATT)

14.22 John Unitas, 1956-72
 12.78 Bert Jones, 1973-81
 12.45 Mike Pagel, 1982-85
 11.88 Jack Trudeau, 1986-93
 11.83 Andrew Luck, 2012-18

INTERCEPTIONS

MOST INTERCEPTIONS (GAME)

6 Peyton Manning at S.D., Nov. 11, 2007
 5 Fred Enke at G.B., Oct. 18, 1953
 5 Fred Enke at Det, Nov. 17, 1953
 5 John Unitas vs. S.F., Nov. 26, 1960
 5 John Unitas at G.B., Oct. 8, 1961
 5 John Unitas at Det, Nov. 20, 1966
 5 John Unitas vs. Chi, Nov. 29, 1970
 5 Bill Troup vs. Mia, Sept. 10, 1978

MOST INTERCEPTIONS (ROOKIE-GAME)

4 George Shaw vs. G.B., Oct. 29, 1955
 4 Bert Jones vs. NYJ, Sept. 23, 1973
 4 Bert Jones vs. N.O., Sept. 30, 1973
 4 Mike Kirkland at Mia, Oct. 29, 1978
 4 Jack Trudeau vs. N.E., Nov. 9, 1986
 4 Jack Trudeau at NYJ, Nov. 16, 1986
 4 Jeff George vs. N.E., Sept. 16, 1990

MOST INTERCEPTIONS (SEASON-200 ATT)

28 Peyton Manning, 1998
 24 John Unitas, 1960
 24 John Unitas, 1961
 24 John Unitas, 1966
 23 John Unitas, 1962
 23 Peyton Manning, 2001

MOST INTERCEPTIONS (ROOKIE-SEASON-100 ATT)

28 Peyton Manning, 1998
 19 George Shaw, 1955
 18 Jack Trudeau, 1986
 18 Andrew Luck, 2012
 13 Jeff George, 1990

MOST INTERCEPTIONS (CAREER)

246 John Unitas, 1956-72
 198 Peyton Manning, 1998-11
 97 Bert Jones, 1973-81
 83 Andrew Luck, 2012-18
 62 Jack Trudeau, 1986-93

FEWEST INTERCEPTIONS (SEASON-200 ATT)

4 Jim Harbaugh, 1997 (309)
 5 Matt Hasselbeck, 2015 (256)
 5 Jim Harbaugh, 1995 (314)
 6 Jacoby Brissett, 2019 (447)
 6 John Unitas, 1964 (305)
 6 Marty Domres, 1972 (222)
 6 Jack Trudeau, 1987 (229)
 6 Jeff George, 1993 (407)
 6 Jim Harbaugh, 1994 (202)

FEWEST INTERCEPTIONS (ROOKIE-SEASON-100 ATT)

7 Mike Pagel, 1982 (221)
 10 John Unitas, 1956 (198)
 12 Bert Jones, 1973 (108)
 12 Chris Chandler, 1988 (233)
 13 Jeff George, 1990 (334)

LOWEST INTERCEPTION PCT. (SEASON-200 ATT)

1.29 Jim Harbaugh, 1997
 1.3 Jacoby Brissett, 2019
 1.4 Carson Wentz, 2021
 1.48 Jeff George, 1993
 1.49 Jacoby Brissett, 2017
 1.58 Andrew Luck, 2013

LOWEST INTERCEPTION PCT. (ROOKIE-SEASON-100 ATT)

2.87 Andrew Luck, 2012
 3.17 Mike Pagel, 1982
 3.89 Jeff George, 1990
 4.32 Jack Trudeau, 1986
 4.87 Peyton Manning, 1998

LOWEST INTERCEPTION PCT. (CAREER-1,000 ATT)

2.1 Jim Harbaugh, 1994-97
 2.5 Andrew Luck, 2012-18
 2.7 Peyton Manning, 1998-11
 3.0 Jeff George, 1990-93
 3.9 Bert Jones, 1973-81

MOST CONSEC. PASSES WITHOUT INTERCEPTION (CAREER)

212 Carson Wentz, G2-8, 2021
 202 Jeff George, G10-16, 1993
 190 Peyton Manning, G13-16, 2006/G1-2, 2007
 179 Jim Harbaugh, G3-10, 1996
 170 Jim Harbaugh, G6-16, 1997
 167 Jacoby Brissett, G12, 2017 - G2, 2019
 165 Peyton Manning, G16, 2009/G1-4, 2010
 165 Andrew Luck, G13-16 2012/G1-2, 2013



REGULAR INDIVIDUAL

PASSER RATING

HIGHEST RATING (SEASON-200 ATT)

121.1	Peyton Manning, 2004
104.1	Peyton Manning, 2005
102.5	Bert Jones, 1976
101.0	Peyton Manning, 2006

HIGHEST RATING (ROOKIE-SEASON-100 ATT)

76.5	Andrew Luck, 2012
74.0	John Unitas, 1956
73.8	Jeff George, 1990
71.2	Peyton Manning, 1998
67.2	Chris Chandler, 1988

HIGHEST RATING (CAREER-1,000 ATT)

94.9	Peyton Manning, 1998-11
89.5	Andrew Luck, 2012-18
86.6	Jim Harbaugh, 1994-97
78.8	John Unitas, 1956-72
78.8	Bert Jones, 1973-81

RECEIVING

RECEPTIONS

MOST RECEPTIONS (GAME)

15	Reggie Wayne at Jax, Oct. 3, 2010
14	Marvin Harrison at Cle, Dec. 26, 1999
14	Marvin Harrison vs. Dal, Nov. 17, 2002
14	Dallas Clark vs. Hou, Nov. 8, 2009
14	Reggie Wayne vs. Dal, Dec. 5, 2010

MOST RECEPTIONS (ROOKIE-GAME)

11	Randy McMillan vs. NYJ, Nov. 8, 1981
9	Randy McMillan at Mia, Nov. 1, 1981
9	Bill Brooks at NYJ, Nov. 16, 1986
9	Nyheim Hines vs. Hou., Sept. 30, 2018
8	Sean Dawkins vs. Dal, Oct. 10, 1993
8	Marshall Faulk vs. Was, Oct. 23, 1994
8	Austin Collie at Ten, Oct. 11, 2009
8	Alec Pierce at Den, Oct. 6, 2022
8	Josh Downs at Bal, Sept. 24, 2023

MOST CONSC. GAMES WITH RECEPTION

190	Marvin Harrison, G1-1996/G16-2008
134	Reggie Wayne, G1-2006/G16-2014
97	T.Y. Hilton, G1-2015/G18-2021
77	Marshall Faulk, G1-1994/G16-1998
64	Dallas Clark, G1-2006/G6-2010
62	Jessie Hester, G3-1990/G16-1993
62	Michael Pittman Jr., G1-2020/G17-2023

MOST GAMES 10+ RECEPTIONS (SEASON)

6	Marvin Harrison, 2002
3	Raymond Berry, 1960
3	Joe Washington, 1979
3	Marvin Harrison, 2000
3	Reggie Wayne (3), 2007, 2009-10

MOST RECEPTIONS (SEASON)

143	Marvin Harrison, 2002
115	Marvin Harrison, 1999
111	Reggie Wayne, 2010
109	Marvin Harrison, 2001
109	Michael Pittman Jr., 2023
106	Reggie Wayne, 2012

MOST RECEPTIONS (ROOKIE)

68	Josh Downs, 2023
65	Bill Brooks, 1986
64	Marvin Harrison, 1996
63	Nyheim Hines, 2018
62	Edgerrin James, 1999
60	Austin Collie, 2009
52	Andre Rison, 1989

MOST SEASONS LEADING TEAM

9	Marvin Harrison, 1996-97, 1999-04, 2006
8	Raymond Berry, 1957-61, 1964-66
7	Reggie Wayne, 2005, 2007-08, 2009*-12
6	T.Y. Hilton, 2013-16, 2018-19
4	Lydell Mitchell, 1974-77
4	Bill Brooks, 1987-89, 1991

*= Tied for Team Lead

MOST CONSC. SEASONS LEADING TEAM

6	Marvin Harrison, 1999-04
6	Reggie Wayne, 2007-08, 2009*-12
5	Raymond Berry, 1957-61
4	Lydell Mitchell, 1974-77
4	T.Y. Hilton, 2013-16

*= Tied for Team Lead

MOST SEASONS 50+ RECEPTIONS

12	Marvin Harrison, 1996-06, 2008
11	Reggie Wayne, 2003-12, 2014
8	T.Y. Hilton, 2012-18, 20
7	Raymond Berry, 1958-62, 1965-66
6	Bill Brooks, 1986-91
5	Edgerrin James, 1999-00, 2002-04

CONSC. SEASONS 50+ RECEPTIONS

11	Marvin Harrison, 1996-06
10	Reggie Wayne, 2003-12
7	T.Y. Hilton, 2012-18
6	Bill Brooks, 1986-91
5	Raymond Berry, 1958-62

MOST RECEPTIONS 2 PLAYERS (SEASON)

204	Harrison (143)/James (61), 2002
200	Clark (100)/Wayne (100), 2009
181	Harrison (95)/Wayne (86), 2006
178	Wayne (111)/Garcon (67)/Tammie (67), 2010
177	Harrison (115)/James (62), 1999
177	Pittman Jr. (109)/Downs (68), 2023

MOST RECEPTIONS 3 PLAYERS (SEASON)

260	Clark (100)/Wayne (100)/Collie (60), 2009
253	Harrison (143)/James (61)/Wayne (49), 2002
245	Wayne (111)/Garcon (67)/Tammie (67), 2010
231	Harrison (86)/Wayne (77)/Stokley (68), 2004
221	Harrison (95)/Wayne (86)/Addai (40), 2006

TRIO OF 50+ SEASONAL RECEIVERS

Brooks (63)/Rison (52)/Bentley (52), 1989
Bentley (71)/Brooks (62)/Hester (54), 1990
Langhorne (85)/Hester (64)/Johnson (55), 1993
Turner (52)/Faulk (52)/Dawkins (51), 1994
Harrison (64)/Faulk (56)/Dawkins (54), 1996
Faulk (86)/Harrison (59)/Pathon (50), 1998
Harrison (102)/James (63)/Pathon (50), 2000
Harrison (94)/Wayne (68)/James (51), 2003
Harrison (86)/Wayne (77)/Stokley (68)/James (51), 2004
Wayne (82)/Clark (77)/Harrison (60)/Gonzalez (57), 2008
Clark (100)/Wayne (100)/Collie (60)/Addai (51), 2009
Wayne (111)/Garcon (67)/Tammie (67)/Collie (58), 2010
Wayne (106)/Avery (60)/Hilton (50), 2012
Hilton (82)/Wayne (64)/Fleener (51), 2014
Hilton (69)/Moncrief (64)/Fleener (54), 2015
Hilton (76)/Ebron (66)/Hines (63)/Rogers (53) 2018

LONGEST RECEPTIONS

90t	Carr from Jones vs. NYJ, Nov. 16, 1975
89t	Mackey from Unitas at LA Rams, Oct. 30, 1966
89t	Carr from Jones at Buf, Nov. 9, 1975
88t	Matte from Unitas vs. Atl, Sept. 17, 1967
87t	Garcon from Painter at T.B., Oct. 3, 2011
87t	Hilton from Luck vs. N.O., Oct. 25, 2015

LONGEST RECEPTIONS (ROOKIE)

85t	Faulk from Jim Harbaugh vs. Was, Oct. 23, 1994
84t	Brooks from Jack Trudeau at S.F., Oct. 5, 1986
80t	Wilkins from Peyton Manning at Phi, Nov. 21, 1999
79t	Moncrief from Andrew Luck vs. Was, Nov. 30, 2014
78t	Womble from Garry Kerkorian vs. S.F., Nov. 28, 1954



REGULAR INDIVIDUAL

MOST GAMES WITH RECEPTIONS (CAREER)

205	Reggie Wayne, 2001-14
190	Marvin Harrison, 1996-08
142	Raymond Berry, 1955-67
139	T.Y. Hilton, 2012-21
116	Lenny Moore, 1956-67

MOST GAMES 10+ RECEPTIONS (CAREER)

16	Marvin Harrison, 1996-08
15	Reggie Wayne, 2001-14
11	Raymond Berry, 1955-67
5	Michael Pittman Jr., 2020-23
3	Don McCauley, 1971-81
3	Lydell Mitchell, 1972-77
3	Joe Washington, 1978-80
3	Anthony Johnson, 1990-93
3	Dallas Clark, 2003-11
3	T.Y. Hilton, 2012-18

MOST RECEPTIONS (CAREER)

1,102	Marvin Harrison, 1996-08
1,070	Reggie Wayne, 2001-14
631	Raymond Berry, 1955-67
631	T.Y. Hilton, 2012-21
427	Dallas Clark, 2003-11

RECEIVING YARDS

MOST YARDS (GAME)

224	Raymond Berry at Was, Nov. 10, 1957
223	T.Y. Hilton at Hou, Oct. 9, 2014
212	Reggie Wayne vs. G.B., Oct. 7, 2012
210	Roger Carr at NYJ, Oct. 24, 1976
203	Reggie Langhorne at Was, Nov. 7, 1993
200	Reggie Wayne vs. Dal, Dec. 5, 2010

MOST YARDS (ROOKIE-GAME)

177	Bill Brooks at NYJ, Nov. 16, 1986
144	John Mackey vs. Min, Dec. 8, 1963
135	Andre Rison vs. Cle, Dec. 10, 1989
134	(4 times) Last: Donte Moncrief vs. Was, Nov. 30, 2014

MOST 100+ GAMES (SEASON)

10	Marvin Harrison, 2002
9	Marvin Harrison, 1999
8	Marvin Harrison, 2000
7	Raymond Berry, 1960
6	Marvin Harrison (4), 2001, 2003, 2005-06
6	Reggie Wayne, 2007
6	T.Y. Hilton, 2014
6	T.Y. Hilton, 2016

MOST 100+ GAMES (ROOKIE)

5	T.Y. Hilton, 2012
3	Andre Rison, 1989
2	Ray Perkins, 1967
2	Bill Brooks, 1986
2	Marvin Harrison, 1996
2	Anthony Gonzalez, 2007
2	Donte Moncrief, 2014

MOST 100+ GAMES (CAREER)

59	Marvin Harrison, 1996-08
43	Reggie Wayne, 2001-14
34	T.Y. Hilton, 2012-20
23	Raymond Berry, 1955-67
18	Jimmy Orr, 1961-70

MOST CONSC. 100+ GAMES

6	Raymond Berry, G5-10, 1960
4	Marvin Harrison, G12-15, 1999
4	Marvin Harrison, G5-8, 2000
4	Marvin Harrison, G2-5, 2002
4	Marvin Harrison, G9-12, 2002
4	Marvin Harrison, G4-7, 2003

MOST YARDS (SEASON)

1,722	Marvin Harrison, 2002
1,663	Marvin Harrison, 1999
1,524	Marvin Harrison, 2001
1,510	Reggie Wayne, 2007
1,448	T.Y. Hilton, 2016

MOST YARDS (ROOKIE)

1,131	Bill Brooks, 1986
861	T.Y. Hilton, 2012
836	Marvin Harrison, 1996
820	Andre Rison, 1989
726	John Mackey, 1963

1,000-YARD SEASONS

8	Marvin Harrison, 1996-2008
8	Reggie Wayne, 2001-14
5	T.Y. Hilton, 2012-21
2	Michael Pittman Jr., 2020-23
1	Raymond Berry, 1955-67
1	Roger Carr, 1974-81
1	Bill Brooks, 1986-92
1	Reggie Langhorne, 1992-93
1	Brandon Stokley, 2003-06
1	Dallas Clark, 2003-11

MOST SEASONS LEADING TEAM

9	Marvin Harrison, 1996-97, 1999-03, 2005-06
7	Reggie Wayne, 2004, 2007-12
7	T.Y. Hilton, 2013-18, 20
5	Jimmy Orr, 1962-65, 1968
5	Bill Brooks, 1986-89, 1991

MOST CONSC. SEASONS LEADING TEAM

6	Reggie Wayne, 2007-12
6	T.Y. Hilton, 2013-18
5	Marvin Harrison, 1999-03
4	Jimmy Orr, 1962-65
4	Bill Brooks, 1986-89

MOST YARDS (CAREER)

14,580	Marvin Harrison, 1996-08
14,345	Reggie Wayne, 2001-14
9,691	T.Y. Hilton, 2012-21
9,275	Raymond Berry, 1955-67
6,039	Lenny Moore, 1956-67

RECEIVING TOUCHDOWNS

MOST TOUCHDOWNS (GAME)

3	Jim Mutscheller at G.B. Oct. 13, 1957
3	Raymond Berry at Dal, Oct. 30, 1960
3	Raymond Berry vs. G.B., Nov. 6, 1960
3	Lenny Moore vs. Min, Oct. 1, 1961
3	Jimmy Orr vs. Was, Dec. 8, 1962
3	Jimmy Orr vs. L.A. Rams, Oct. 4, 1964
3	Roger Carr vs. Cin, Sept. 19, 1976
3	Marvin Harrison at K.C., Dec. 15, 1996
3	Ken Dilger vs. Mia, Dec. 14, 1997
3	Marvin Harrison at S.F., Oct. 18, 1998
3	Marvin Harrison at N.E., Sept. 19, 1999
3	Marvin Harrison vs. Min, Dec. 24, 2000
3	Marvin Harrison vs. Buf, Sept. 23, 2001
3	Marvin Harrison vs. Mia, Nov. 11, 2001
3	Marvin Harrison at N.O., Sept. 28, 2003
3	Brandon Stokley at Det, Nov. 25, 2004
3	Marvin Harrison at Det, Nov. 25, 2004
3	Reggie Wayne at Den, Oct. 29, 2006
3	Marvin Harrison vs. Cin, Dec. 18, 2006
3	Dallas Clark vs. Den, Dec. 13, 2009
3	T.Y. Hilton at Hou, Nov. 3, 2013
3	Dwayne Allen at NYJ, Dec. 5, 2016



REGULAR INDIVIDUAL

MOST TOUCHDOWNS (ROOKIE-GAME)

3	Marvin Harrison at K.C., Dec. 15, 1996
2	John Mackey vs. Min, Dec. 8, 1963
2	Ray Perkins vs. S.F., Oct. 1, 1967
2	Marshall Johnson at NYJ, Oct. 26, 1975
2	Bill Brooks at Hou, Nov. 23, 1986
2	Anthony Gonzalez at Bal, Dec. 9, 2007
2	Austin Collie at Ten, Oct. 11, 2009
2	Blair White at N.E., Nov. 21, 2010
2	T.Y. Hilton at N.E., Nov. 18, 2012
2	Da'Rick Rogers at Cin, Dec. 8, 2013
2	Donte Moncrief vs. Was, Nov. 30, 2014
2	Nyheim Hines vs. Hou, Sept. 30, 2018
2	Jelani Woods vs. K.C., Sept. 25, 2022

MOST GAMES WITH TOUCHDOWNS (SEASON)

11	Marvin Harrison, 2004
10	Raymond Berry, 1959
10	Marvin Harrison, 2000
10	Eric Ebron, 2018
10	Reggie Wayne, 2004
9	Marvin Harrison (2), 2001, 05
9	Reggie Wayne (2), 2007, 09

MOST GAMES WITH TOUCHDOWNS (CAREER)

90	Marvin Harrison, 1996-08
73	Reggie Wayne, 2001-14
56	Raymond Berry, 1955-67
42	T.Y. Hilton, 2012-2021
39	Lenny Moore, 1956-67
38	Dallas Clark, 2003-11

MOST CONSC. GAMES RECEIVING TDS

7	Raymond Berry, G8-12-1959/G2-1960
5	Jim Mutscheller, G12-1956/G4-1957
5	Jim Mutscheller, G11-12-1958/G3-1959
5	Raymond Berry, G10-11-1958/G3-1959
5	Jimmy Orr, G12-14-1962/G2-1963
5	Raymond Berry, G5-9, 1965
5	Marvin Harrison, G10-14, 2004
5	Dallas Clark, G2-6, 2007
5	Reggie Wayne, G3-7, 2009
5	Donte Moncrief, G8-12, 2016

MOST TOUCHDOWNS (SEASON)

15	Marvin Harrison (2), 2001, 2004
14	Marvin Harrison, 2000
14	Raymond Berry, 1959
13	Eric Ebron, 2018
12	Marvin Harrison (3), 1999, 2005-06
12	Reggie Wayne, 2004

MOST TOUCHDOWNS (ROOKIE)

8	Bill Brooks, 1986
8	Marvin Harrison, 1996
7	John Mackey, 1963
7	Austin Collie, 2009
7	T.Y. Hilton, 2012

MOST SEASONS LEADING TEAM

11	Marvin Harrison, 1996-97, 1998*, 1999-06
4	Raymond Berry, 1958-60, 1964*
4	Glenn Doughty, 1973*, 1974*, 1975*, 1977*

MOST CONSC. SEASONS LEADING TEAM

11	Marvin Harrison, 1996-97, 98*, 1999-06
3	Glenn Doughty, 1973*, 1974*, 1975*
3	Raymond Berry, 1958-60
3	Jim Mutscheller 1955-57
3	Willie Richardson, 1967-68, 1969*
3	Dallas Clark, 2007, 2008*, 2009*

*= Tied for Team Lead

MOST TOUCHDOWNS (CAREER)

128	Marvin Harrison, 1996-08
82	Reggie Wayne, 2001-14
68	Raymond Berry, 1955-67
55	T.Y. Hilton, 2012-2021
50	Jimmy Orr, 1961-70
48	Lenny Moore, 1956-67

RECEIVING AVERAGE

HIGHEST AVERAGE (GAME-3 REC)

48.8	Raymond Berry at Dal, Oct. 30, 1960
44.7	Donte Moncrief vs. Was, Nov. 30, 2014
42.0	Roger Carr at NYJ, Oct. 24, 1976
42.0	Marcus Pollard at N.O., Nov. 18, 2001
40.0	Torrance Small at Sea, Dec. 20, 1998

HIGHEST AVERAGE (ROOKIE-GAME-3 REC)

44.7	Donte Moncrief vs. Was, Nov. 30, 2014
35.0	Marshall Johnson at NYJ, Oct. 26, 1975
28.8	John Mackey vs. Min, Dec. 8, 1963
28.3	Royce Womble vs. S.F., Nov. 22, 1954
28.3	T.Y. Hilton vs. Jax, Sept. 23, 2012

HIGHEST AVERAGE (SEASON-30 REC)

25.9	Roger Carr, 1976
21.7	Jimmy Orr, 1964
21.0	Roger Carr, 1978
20.8	Lenny Moore, 1960
20.7	John Mackey, 1963

HIGHEST AVERAGE (ROOKIE-30 REC)

20.7	John Mackey, 1963
17.4	Bill Brooks, 1986
17.2	T.Y. Hilton, 2012
16.9	Ray Butler, 1980
15.8	Andre Rison, 1989

HIGHEST AVERAGE (CAREER-100 REC)

19.3	Jimmy Orr, 1961-70
18.8	Roger Carr, 1974-81
17.1	Ray Butler, 1980-85
16.8	Jim Mutscheller, 1954-61
16.6	Lenny Moore, 1956-67

PUNT RETURNS

GAME

MOST (GAME)

9	Nesby Glasgow at K.C., Sept. 2, 1979
8	Howard Stevens vs. T.B., Oct. 3, 1976
7	Alvin Haymond vs. Det, Oct. 10, 1965
7	Alvin Haymond vs. L.A. Rams, Nov. 27, 1966
7	Larry Anderson vs. Den, Sept. 11, 1983
7	Robbie Martin at S.F., Oct. 5, 1986

MOST (ROOKIE-GAME)

9	Nesby Glasgow at K.C., Sept. 2, 1979
6	Bruce Laird vs. Buf, Dec. 3, 1972

MOST YARDS (GAME)

195	Nyheim Hines vs. Car, Dec. 22, 2019
148	Carl Taseff at G.B., Oct. 14, 1956
141	Ray Buchanan vs. S.D., Nov. 3, 1996
124	Clarence Verdin at N.E., Nov. 11, 1990
111	T.Y. Hilton vs. Buf, Nov. 25, 2012
110	Ron Gardin vs. Mia, Nov. 1, 1970

MOST YARDS (GAME-ROOKIE)

111	T.Y. Hilton vs. Buf, Nov. 25, 2012
110	Ron Gardin vs. Mia, Nov. 1, 1970
107	Dewell Brewer vs. Mia, Dec. 18, 1994
102	Marvin Harrison at NYJ, Sept. 8, 1996
87	Leonard Dunlap vs. NYJ, Sept. 19, 1971

HIGHEST AVERAGE (GAME-2 MIN)

65.0	Nyheim Hines vs. Car, Dec. 22, 2019
47.0	T.J. Rushing at Oak, Dec. 16, 2007
37.5	Ron Gardin vs. NYJ, Sept. 19, 1971
37.0	Carl Taseff at G.B., Oct. 14, 1956
36.7	*Ron Gardin vs. Mia, Nov. 1, 1970
32.3	Clarence Verdin at Mia, Oct. 25, 1992

*= Rookie



REGULAR INDIVIDUAL

MOST FAIR CATCHES (GAME)

6	Griff Whalen vs. Cin, Oct. 19, 2014
6	Griff Whalen vs. Jax, Oct. 5, 2015
5	*T.Y. Hilton vs. G.B., Oct. 7, 2012
4	Timmy Brown at NYG, Nov. 2, 1968
4	*Ron Gardin at Mia, Nov. 22, 1970
4	*Marvin Harrison at Buf, Oct. 6, 1996
4	*Brad Pyatt vs. Hou, Oct. 26, 2003
4	Griff Whalen at Ten, Sept. 27, 2015
4	Chester Rogers vs. Buf, Oct. 21, 2018

*= Rookie

LONGEST TOUCHDOWN RETURN

90t	Carl Taseff at G.B., Oct. 14, 1956
90t	T.J. Rushing at Oak, Dec. 16, 2007
84t	Nyheim Hines vs. Car, Dec. 22, 2019
84t	Clarence Verdin at Mia, Oct. 25, 1992
82t	Ray Buchanan vs. S.D., Nov. 3, 1996
82t	Terrence Wilkins vs. Jax, Sept. 24, 2006

SEASON

MOST (SEASON)

44	*Nesby Glasgow, 1979
42	*Dewell Brewer, 1994
41	Alvin Haymond, 1965
41	*Terrence Wilkins, 1999
40	Alvin Haymond, 1966
40	Robbie Martin, 1985

*= Rookie

MOST YARDAGE (SEASON)

443	Robbie Martin, 1985
403	Alvin Haymond, 1965
396	Howard Stevens, 1975
396	Clarence Verdin, 1990
388	*Terrence Wilkins, 1999

*= Rookie

HIGHEST AVERAGE (SEASON-14 MIN)

13.1	T.J. Rushing, 2007
12.9	Clarence Verdin, 1989
12.8	Clarence Verdin, 1990
12.6	Wendell Harris, 1964
11.8	Ron Gardin, 1970

HIGHEST AVERAGE (ROOKIE-14 MIN)

11.8	Ron Gardin, 1970
11.5	T.Y. Hilton, 2012
10.0	Jerry Logan, 1963
9.8	Marvin Harrison, 1996
9.5	Terrence Wilkins, 1999

MOST FAIR CATCHES (SEASON)

28	Chester Rogers, 2018
25	Troy Walters, 2005
22	T.J. Rushing, 2009
20	*Ron Gardin, 1970
20	Rick Volk, 1971
18	*T.Y. Hilton, 2012
18	Griff Whalen, 2015

*= Rookie

MOST TOUCHDOWNS (SEASON)

2	Nyheim Hines, 2019
2	Clarence Verdin, 1992

CAREER

PUNT RETURNS MOST (CAREER)

155	Clarence Verdin, 1988-93
119	Terrence Wilkins, 1999-01, 2003, 2006
112	Carl Taseff, 1953-61
109	Howard Stevens, 1975-77
108	Alvin Haymond, 1964-67

MOST YARDAGE (CAREER)

1,537	Clarence Verdin, 1988-93
1,065	Terrence Wilkins, 1999-01, 2003, 2006
1,012	Howard Stevens, 1975-77
911	Alvin Haymond, 1964-67
826	Carl Taseff, 1953-61

HIGHEST AVERAGE (CAREER-30 MIN)

13.5	Ron Gardin, 1970-71
11.8	Nyheim Hines, 2018-22
9.9	Clarence Verdin, 1988-93
9.8	T.Y. Hilton, 2012-20
9.7	Robbie Martin, 1985-86
9.3	Howard Stevens, 1975-77

MOST FAIR CATCHES (CAREER)

55	Rick Volk, 1967-75
54	Clarence Verdin, 1988-93
53	Troy Walters, 2002-05
47	Terrence Wilkins, 1999-01, 2003, 2006
45	Chester Rogers, 2016-18
42	Griff Whalen, 2013-15

MOST TOUCHDOWNS (CAREER)

4	Clarence Verdin, 1988-93
3	Terrence Wilkins, 1999-01, 03, 06
2	Nyheim Hines, 2018-19
2	Carl Taseff, 1953-62
1	Brewer/Gardin/Glasgow/Hilton/Logan/Martin/Rushing

PLAYS FROM SCRIMMAGE

ATTEMPTS

MOST ATTEMPTS (GAME)

42	Lydell Mitchell at NYJ, Oct. 20, 2014
42	Edgerrin James vs. NYJ, Nov. 16, 2003
39	Eric Dickerson vs. Buf, Dec. 18, 1988
39	Edgerrin James at Sea, Oct. 15, 2000
39	Edgerrin James at Jax, Dec. 11, 2005

MOST ATTEMPTS (ROOKIE-GAME)

38	Dominic Rhodes at Buf, Nov. 4, 2001
34	Edgerrin James vs. Dal, Oct. 31, 1999
33	Rodney Culver at N.E., Dec. 6, 1992
33	Edgerrin James at N.E., Sept. 19, 1999
33	Dominic Rhodes vs. S.F., Nov. 25, 2001
33	Dominic Rhodes vs. Den, Jan. 6, 2002
33	Kenton Keith vs. T.B., Oct. 7, 2007

MOST ATTEMPTS (SEASON)

450	Edgerrin James, 2000
431	Edgerrin James, 1999
424	Eric Dickerson, 1988
410	Marshall Faulk, 1998
404	Edgerrin James, 2005

MOST ATTEMPTS (ROOKIE)

431	Edgerrin James, 1999
366	Marshall Faulk, 1994
268	Jonathan Taylor, 2020
267	Dominic Rhodes, 2001
266	Joseph Addai, 2006
240	Alan Ameche, 1955

MOST SEASONS 200+ ATTEMPTS

6	Edgerrin James, 1999-00, 2002-05
5	Lydell Mitchell, 1973-77
5	Marshall Faulk, 1994-98
4	Eric Dickerson, 1987-89, 1991
3	Tom Matte, 1968-69, 1971
3	Curtis Dickey, 1980-81, 1983
3	Randy McMillan, 1983, 1985-86
3	Joseph Addai, 2006-07, 2009
3	Frank Gore, 2015-17



REGULAR INDIVIDUAL

CONSC. SEASONS 200+ ATTEMPTS

5	Lydell Mitchell, 1973-77
5	Marshall Faulk, 1994-98
4	Edgerrin James, 2002-05
3	Eric Dickerson, 1987-89
3	Frank Gore, 2015-17
2	Addai/Ameche/Dickey/James/Matte/McMillan/Washington/Taylor

MOST ATTEMPTS (CAREER)

2544	Edgerrin James, 1999-05
1689	Lydell Mitchell, 1972-77
1686	Marshall Faulk, 1994-98
1449	Tom Matte, 1961-72
1431	Lenny Moore, 1956-67

YARDS

MOST YARDS (GAME)

267	Marshall Faulk at Bal, Nov. 29, 1998
254	Jonathan Taylor vs. Jax, Jan. 4, 2020
240	Anthony Johnson vs. N.E., Nov. 15, 1998
229	Eric Dickerson vs. T.B., Dec. 27, 1987
228	Edgerrin James at Sea, Oct. 15, 2000
226	Joseph Addai vs. N.E., Nov. 4, 2007

MOST YARDS (ROOKIE-GAME)

254	Jonathan Taylor vs. Jax, Jan. 4, 2020
213	Marshall Faulk vs. Was, Oct. 23, 1994
212	Lenny Moore vs. G.B., Oct. 28, 1956
209	Edgerrin James vs. Dal, Oct. 31, 1999
208	Joseph Addai vs. Phi, Nov. 26, 2006
199	Edgerrin James vs. K.C., Nov. 7, 1999
199	Edgerrin James at Phi, Nov. 21, 1999

MOST 100+ GAMES (SEASON)

15	Edgerrin James, 2000
13	Marshall Faulk, 1998
13	Edgerrin James, 2004
13	Edgerrin James, 2005
13	Jonathan Taylor, 2021
12	Edgerrin James, 1999

MOST 100+ GAMES (ROOKIE)

12	Edgerrin James, 1999
9	Marshall Faulk, 1994
6	Joseph Addai, 2006
6	Jonathan Taylor, 2020
5	Dominic Rhodes, 2001
5	T.Y. Hilton, 2012

MOST CONSC. 100+ GAMES

16	Lydell Mitchell, G8-14-1975/G1-Sep.1, 1976
13	Edgerrin James, G1-13, 2005
12	Edgerrin James, G1-12, 2000
10	Edgerrin James, G4-13, 2004
9	Marshall Faulk, G6-14, 1998
9	Edgerrin James, G7-15, 1999

MOST CONSC. 100+ GAMES (ROOKIE)

9	Edgerrin James, G7-15, 1999
3	Marshall Faulk, G8-10, 1994
3	Tony Loric, G7-9, 1964
2	Addai/Ameche/Brooks/Harrison/McMillan/Moore/Rhodes

MOST 100+ GAMES (CAREER)

75	Edgerrin James, 1999-05
59	Marvin Harrison, 1996-07
47	Lenny Moore, 1956-67
43	Reggie Wayne, 2001-14
42	Lydell Mitchell, 1972-77

MOST 150+ GAMES (SEASON)

7	Edgerrin James, 2000
6	Marshall Faulk, 1998
5	Lenny Moore, 1958
5	Eric Dickerson, 1988
5	Edgerrin James, 2004

MOST 150+ GAMES (ROOKIE)

4	Edgerrin James, 1999
3	Marshall Faulk, 1994
3	Dominic Rhodes, 2001
2	Alan Ameche, 1955
2	Jonathan Taylor, 2020
1	Addai/Brooks/McMillan/Moore

MOST 150+ GAMES (CAREER)

25	Edgerrin James, 1999-05
16	Lenny Moore, 1956-67
13	Marshall Faulk, 1994-98
12	Eric Dickerson, 1987-91
12	T.Y. Hilton, 2012-2020
11	Lydell Mitchell, 1972-77

MOST YARDS (SEASON)

2,303	Edgerrin James, 2000
2,227	Marshall Faulk, 1998
2,171	Jonathan Taylor, 2021
2,139	Edgerrin James, 1999
2,036	Eric Dickerson, 1988
2,031	Edgerrin James, 2004

MOST YARDS (ROOKIE)

2,139	Edgerrin James, 1999
1,804	Marshall Faulk, 1994
1,468	Jonathan Taylor, 2020
1,406	Joseph Addai, 2006
1,328	Dominic Rhodes, 2001

MOST 1,000+ SEASONS

8	Marvin Harrison, 1999-06
8	Reggie Wayne, 2004-14
6	Lenny Moore, 1957-61, 1964
6	Edgerrin James, 1999-00, 2002-05
5	Lydell Mitchell, 1973-77
5	Marshall Faulk, 1994-98
5	T.Y. Hilton, 2013-18

MOST CONSC. 1,000+ SEASONS

8	Marvin Harrison, 1999-06
7	Reggie Wayne, 2004-10
5	Lenny Moore, 1957-61
5	Lydell Mitchell, 1973-77
5	Marshall Faulk, 1994-98

MOST 1,500+ SEASONS

5	Edgerrin James, 1999-00, 2003-05
4	Marshall Faulk, 1994-95, 1997-98
3	Lydell Mitchell, 1975-77
3	Marvin Harrison, 1999, 2001-02
2	Eric Dickerson, 1988-89

PCT. OF NET YARDAGE SEASONAL LEADERS

43.5	Marshall Faulk, 1998 (2,227-5,116)
41.8	Eric Dickerson, 1988 (2,036-4,870)
40.9	Marshall Faulk, 1994 (1,804-4,413)
38.8	Lydell Mitchell, 1977 (1,779-4,588)
38.6	Lydell Mitchell, 1975 (1,737-4,498)

MOST YARDS (CAREER)

14,608	Marvin Harrison, 1996-08
14,345	Reggie Wayne, 2001-14
12,065	Edgerrin James, 1999-05
11,213	Lenny Moore, 1956-67
9,487	T.Y. Hilton, 2012-21
9,275	Raymond Berry, 1955-67

SACKS

GAME

MOST (GAME)

4.5	Johnnie Cooks at L.A. Raiders, Nov. 25, 1984
4	Chip Banks vs. Cle, Sept. 6, 1992
4	Duane Bickett at NYJ, Nov. 1, 1987
3.5	Duane Bickett at N.E., Dec. 6, 1992
3	(23 times) Last: DeForest Buckner vs. Hou, Dec. 21, 2020



REGULAR INDIVIDUAL

MOST (ROOKIE-GAME)

- 3 Vernon Maxwell vs. Den, Sept. 11, 1983
- 2 (13 times) Last: **T. Lewis, Dec. 16, 2018**

SEASON

MOST (SEASON)

- 19.5 Robert Mathis, 2013
- 16 Dwight Freene, 2004
- 13.5 Dwight Freene, 2009
- 13 Dwight Freene, 2002
- 12 Chad Bratzke, 1999

MOST GAMES SACKS (SEASON)

- 12 Robert Mathis, 2013
- 11 Dwight Freene, 2009
- 11 Robert Mathis, 2005
- 10 Dwight Freene, 2002
- 10 Justin Houston, 2019
- 9 Dwight Freene, 2004
- 9 Dwight Freene, 2005
- 9 Robert Mathis, 2010
- 9 Erik Walden, 2016

MOST GAMES MULTI-SACKS (SEASON)

- 7 Robert Mathis, 2013
- 5 Chad Bratzke, 1999
- 5 Dwight Freene, 2004
- 4 Robert Mathis, 2006
- 4 Robert Mathis, 2008

MOST (ROOKIE)

- 13 Dwight Freene, 2002
- 11 Vernon Maxwell, 1983
- 7 Shaquille Leonard, 2018**
- 6.5 Jonathan Newsome, 2014
- 6 Duane Bickett, 1985
- 5 Jon Hand, 1986

CAREER

MOST (CAREER)

- 123 Robert Mathis, 2003-16
- 107.5 Dwight Freene, 2002-12
- 50 Duane Bickett, 1985-93
- 40 Donnell Thompson, 1981-91
- 37 Chad Bratzke, 1999-03

MOST GAMES SACKS (CAREER)

- 94 Robert Mathis, 2003-16
- 81 Dwight Freene, 2002-12
- 38 Duane Bickett, 1985-93
- 37 Donnell Thompson, 1982-91
- 32 Jon Hand, 1986-93

MOST GAMES MULTI-SACKS (CAREER)

- 29 Robert Mathis, 2003-16
- 25 Dwight Freene, 2002-12
- 10 Duane Bickett, 1986-93
- 10 Chad Bratzke, 1999-01

INTERCEPTIONS

GAME

MOST (GAME)

- 3 Bert Rechichar vs. Chi, Sept. 27, 1953
- 3 Tom Keane at Phi, Nov. 15, 1953
- 3 Tom Keane at L.A. Rams, Dec. 4, 1954
- 3 Gary Glick at Was, Nov. 26, 1961
- 3 Jerry Logan at NYJ, Oct. 18, 1970
- 3 Jackie Wallace at N.E., Sept. 12, 1976
- 3 Lyle Blackwood vs. NYJ, Nov. 20, 1977
- 3 Eugene Daniel vs. G.B., Oct. 27, 1985
- 3 Leonard Coleman vs. N.O., Oct. 12, 1986
- 3 Mike Prior vs. Phx, Dec. 20, 1992

MOST (ROOKIE-GAME)

- 2 (15 times) Most: Milt Davis (3)/Ray Brown (3)/Bobby Boyd (2)/Last: Clint Session at S.D., Nov. 11, 2007

MOST YARDS RETURNED (GAME)

- 121 *Milt Davis at Chi, Nov. 17, 1957
- 116 Andy Nelson vs. G.B., Nov. 2, 1958
- 115 Kenny Moore II at CAR, Nov. 5, 2023**
- 113 Ray Buchanan at N.E., Dec. 11, 1994
- 107 Kelvin Hayden vs. Cin, Dec. 7, 2008
- 97 Eugene Daniel vs. NYJ, Oct. 29, 1995

* = Rookie

HIGHEST RETURN AVERAGE (GAME-2 INT)

- 60.5 *Milt Davis at Chi, Nov. 17, 1957
- 58 Andy Nelson vs. G.B., Nov. 2, 1958
- 57.5 Kenny Moore II at CAR, Nov. 5, 2023**
- 56.5 Ray Buchanan at N.E., Dec. 11, 1994
- 53.5 Kelvin Hayden vs. Cin, Dec. 7, 2008
- 47.5 Dwight Lowery at Ten., Sept. 27, 2015

* = Rookie

LONGEST RETURN

- 97t Eugene Daniel vs. NYJ, Oct. 29, 1995
- 94t *Rick Volk at Chi, Oct. 8, 1967
- 94t *James Burroughs at Min, Dec. 12, 1982
- 90t Rick Volk at S.F., Oct. 13, 1968
- 90t *Steve Emtman at Mia, Oct. 25, 1992
- 90t Ray Buchanan at N.E., Dec. 11, 1994

* = Rookie

SEASON

MOST (SEASON)

- 11 Tom Keane, 1953
- 10 Milt Davis, 1957
- 10 Lyle Blackwood, 1977
- 9 Bobby Boyd, 1964
- 9 Bobby Boyd, 1965

MOST (ROOKIE)

- 10 Milt Davis, 1957
- 8 Ray Brown, 1958
- 7 Bobby Boyd, 1960
- 6 Rick Volk, 1967
- 6 Eugene Daniel, 1984

MOST GAMES INTERCEPTIONS (SEASON)

- 8 Bobby Boyd, 1964
- 7 Tom Keane, 1953
- 7 Milt Davis, 1957
- 7 Bobby Boyd, 1962, 1965
- 7 Ray Buchanan, 1994

MOST GAMES INTERCEPTIONS (ROOKIE)

- 7 Milt Davis, 1957
- 6 Eugene Daniel, 1984
- 5 Ray Brown, 1958
- 5 Bobby Boyd, 1960
- 5 Rick Volk, 1967

MOST CONSC. GAMES INTERCEPTIONS (ROOKIE)

- 3 Milt Davis, G1-3, 1957
- 3 Don Shinnick, G1-3, 1957
- 3 Eugene Daniel, G13-15, 1984
- 3 Malik Hooker, G2-4, 2017

MOST GAMES 2+ INTERCEPTIONS (ROOKIE)

- 3 Milt Davis, 1957
- 3 Ray Brown, 1958
- 2 Bobby Boyd, 1960
- 1 Brazil/Daniel/Eggers/Jones/Nelson/Session/Volk

MOST YARDS RETURNED (SEASON)

- 225 Keith Taylor, 1989
- 221 Ray Buchanan, 1994
- 219 Milt Davis, 1957
- 199 Andy Nelson, 1958
- 185 Bobby Boyd, 1964

MOST YARDS RETURNED (ROOKIE)

- 219 Milt Davis, 1957
- 149 Ray Brown, 1958
- 145 Rick Volk, 1967
- 132 Bobby Boyd, 1960
- 94 James Burroughs, 1982



REGULAR INDIVIDUAL

HIGHEST RETURN AVERAGE (ROOKIE-4 INT)

24.2	Rick Volk, 1967
21.9	Milt Davis, 1957
18.9	Bobby Boyd, 1960
18.6	Ray Brown, 1958

HIGHEST RETURN AVERAGE (SEASON-4 INT)

36.5	Lyle Blackwood, 1978
32.1	Keith Taylor, 1989
32.0	Gary Brackett, 2007
31.5	Jackie Wallace, 1975
30.3	Nick Harper, 2003

MOST TOUCHDOWNS (SEASON)

3	Ray Buchanan, 1994
2	Milt Davis*, 1957
2	Jerry Logan, 1965, 1970
2	Jackie Wallace, 1975
2	Lyle Blackwood, 1978
2	Jason Belser, 1996
2	Cato June, 2005
2	Kelvin Hayden, 2010
2	Darius Butler, 2012
2	Kenny Moore II#, 2023

*= Rookie

#= Single Game

CAREER

MOST (CAREER)

57	Bobby Boyd, 1960-68
37	Don Shinnick, 1957-68
35	Eugene Daniel, 1984-96
34	Jerry Logan, 1963-72
32	Andy Nelson, 1957-63

MOST GAMES INTERCEPTIONS (CAREER)

48	Bobby Boyd, 1960-68
31	Jerry Logan, 1963-72
31	Eugene Daniel, 1984-96
29	Rick Volk, 1967-75
28	Don Shinnick, 1957-68

MOST CONSC. GAMES INTERCEPTIONS (CAREER)

5	Ray Buchanan, G10-14, 1994
4	Carl Taseff, G8-11, 1958
4	Don Shinnick, G11-12-1959/G1-2-1960
4	Charlie Stukes, G2-5, 1971

MOST GAMES 2+ INTERCEPTIONS (CAREER)

9	Bobby Boyd, 1960-68
9	Don Shinnick, 1957-68
6	Milt Davis, 1957-60
6	Andy Nelson, 1957-63
5	Stan White, 1972-79

MOST YARDS RETURNED (CAREER)

994	Bobby Boyd, 1960-68
518	Rick Volk, 1967-75
423	Eugene Daniel, 1984-96
410	Milt Davis, 1957-60
397	Jerry Logan, 1963-72

HIGHEST RETURN AVERAGE (CAREER-12 INT)

22.5	Jason Belser, 1992-00
22.2	Ray Buchanan, 1993-94
20.5	Gary Brackett, 2003-11
19.9	Bruce Laird, 1972-81
19.6	Lyle Blackwood, 1977-80

MOST TOUCHDOWNS (CAREER)

5	Jerry Logan, 1963-72
4	Bobby Boyd, 1960-68
3	Milt Davis, 1957-60
3	Andy Nelson, 1957-63
3	Ray Buchanan, 1993-94
3	Eugene Daniel, 1984-96
3	Jason Belser, 1992-00
3	Kelvin Hayden, 2005-10
3	Darius Butler, 2012-17
3	Kenny Moore III, 2017-23

CONSC. GAMES WITH TOUCHDOWNS

2	Ray Buchanan, G13-14, 1994
---	----------------------------

PUNTING

GAME

MOST (GAME)

12	Chris Gardocki at Buf, Oct. 6, 1996
11	Cotton Davidson at Chi, Oct. 10, 1954
11	Joe Don Looney at S.F., Nov. 29, 1964
11	David Lee at Mia, Nov. 11, 1973
11	David Lee at N.E., Oct. 19, 1975

MOST (ROOKIE-GAME)

11	Cotton Davidson at Chi, Oct. 10, 1954
11	Joe Don Looney at S.F., Nov. 29, 1964
9	Ray Brown at Chi, Nov. 16, 1958
9	David Lee vs. L.A. Rams, Nov. 27, 1966

MOST PUNT YARDS (GAME)

551	Chris Gardocki at Buf, Oct. 6, 1996
517	Pat McAfee vs. N.O., Oct. 25, 2015
462	Rohn Stark at Den, Dec. 11, 1983
456	Rohn Stark at N.E., Oct. 2, 1988
451	Pat McAfee vs. Atl, Nov. 6, 2011

MOST PUNT YARDS (GAME-ROOKIE)

445	Joe Don Looney at S.F., Nov. 29, 1964
425	Cotton Davidson at Chi, Oct. 10, 1954
409	David Lee vs. L.A. Rams, Nov. 27, 1966
405	Ray Brown at Chi, Nov. 16, 1958
339	Pat McAfee vs. N.E., Nov. 15, 2009

PUNTS BLOCKED (GAME)

2	David Lee at Mia, Nov. 11, 1973
---	---------------------------------

MOST TOUCHBACKS (GAME)

4	Rohn Stark at Buf, Oct. 20, 1985
4	Rohn Stark vs. Mia, Nov. 6, 1993
4	Rohn Stark at T.B., Sept. 11, 1994

MOST INSIDE 20 (GAME)

6	Pat McAfee vs. Den, Oct. 20, 2013
5	David Lee at StL, Dec. 4, 1976
5	Rohn Stark at N.E., Nov. 11, 1990
5	Pat McAfee vs. Hou, Dec. 20, 2015

HIGHEST AVERAGE GAME (3 MIN)

57.7	Hunter Smith at Hou, Sept. 23, 2007
56.8	Matt Haack vs. WAS, Oct. 30, 2022
56.7	Pat McAfee vs. N.E., Nov. 16, 2014
56.5	Hunter Smith at K.C., Sept. 3, 2000
56.3	David Lee* vs. S.F., Sept. 25, 1966

*= Rookie

SEASON

MOST (SEASON)

99	Bucky Dilts, 1979
98	Rohn Stark, 1984
92	David Lee, 1978
91	Rohn Stark, 1983
88	Pat McAfee, 2011

MOST (ROOKIE)

84	Rigoberto Sanchez, 2017
72	Cotton Davidson, 1954
64	Pat McAfee, 2009
58	Hunter Smith, 1999
54	Ray Brown, 1958

MOST PUNT YARDS (SEASON)

4,383	Rohn Stark, 1984
4,124	Rohn Stark, 1983
4,098	Pat McAfee, 2011
4,052	Pat McAfee, 2015
3,764	Rigoberto Sanchez, 2017



REGULAR INDIVIDUAL

MOST PUNT YARDS (ROOKIE)

3,764	Rigoberto Sanchez, 2017
2,837	Pat McAfee, 2009
2,678	Cotton Davidson, 1954
2,467	Hunter Smith, 1999
2,233	David Lee, 1966

HIGHEST AVERAGE (SEASON-32 MIN)

49.3	Pat McAfee, 2016
48.3	Rigoberto Sanchez, 2023
48.2	Pat McAfee, 2012
47.7	Pat McAfee, 2015
46.7	Pat McAfee, 2014
46.6	Pat McAfee, 2011

HIGHEST AVERAGE (ROOKIE-32 MIN)

45.6	David Lee, 1966
44.8	Rigoberto Sanchez, 2017
44.4	Rohn Stark, 1982 (9-game season)
44.3	Pat McAfee, 2009
43.0	Tom Gilburg, 1961

40.0+ GAMES (SEASON-3 PUNT MIN)

16	Pat McAfee, 2011
16	Pat McAfee, 2015
15	Chris Gardocki, 1998
14	Rohn Stark, 1983
14	Pat McAfee, 2012
14	Pat McAfee, 2014

14 **Rigoberto Sanchez, 2023**

50.0+ GAMES (SEASON-3 PUNT MIN)

5	Pat McAfee, 2012
5	Pat McAfee, 2016
4	Pat McAfee, 2011
4	Pat McAfee, 2015
4	Pat McAfee, 2016
4	Rigoberto Sanchez, 2020
4	Rigoberto Sanchez, 2023

PUNTS BLOCKED (SEASON)

2	David Lee (3), 1973, 1977, 1978
2	Bucky Dilts, 1979
2	Mike Bragg, 1980
2	Rohn Stark (2), 1985, 1987
2	Hunter Smith, 1999

MOST TOUCHBACKS (SEASON)

14	Rohn Stark, 1985
13	Rohn Stark, 1993
12	David Lee, 1967
12	Rohn Stark, 1982
12	Hunter Smith, 2001

MOST TOUCHBACKS (ROOKIE)

12	Rohn Stark, 1982
8	Hunter Smith, 1999
6	Pat McAfee, 2009
4	Brown/Sherer

MOST INSIDE 20 (SEASON)

30	Pat McAfee, 2014
28	Pat McAfee, 2015
28	Rigoberto Sanchez, 2017
27	Pat McAfee, 2013
26	Hunter Smith, 2002
26	Pat McAfee, 2012

CAREER

MOST (CAREER)

985	Rohn Stark, 1982-94
838	David Lee, 1966-78
577	Hunter Smith, 1999-08
575	Pat McAfee, 2009-16
369	Rigoberto Sanchez, 2017-23

MOST PUNT YARDS (CAREER)

43,162	Rohn Stark, 1982-94
34,019	David Lee, 1966-78
26,669	Pat McAfee, 2009-16
25,040	Hunter Smith, 1999-08
16,860	Rigoberto Sanchez, 2020-23

HIGHEST AVERAGE (CAREER-75 MIN)

46.4	Pat McAfee, 2009-16
45.7	Rigoberto Sanchez, 2017-23
44.8	Chris Gardocki, 1995-98
43.8	Rohn Stark, 1982-94
43.4	Hunter Smith, 1999-08

PUNTS BLOCKED (CAREER)

11	David Lee, 1966-78
7	Rohn Stark, 1982-94
5	Hunter Smith, 1999-08
4	Pat McAfee, 2009-16
3	Rigoberto Sanchez, 2017-23
2	Bragg/Dilts

40.0+ GAMES (CAREER-3 PUNT MIN)

144	Rohn Stark, 1982-94
104	Pat McAfee, 2009-16
96	David Lee, 1966-78
90	Hunter Smith, 1999-08
70	Rigoberto Sanchez, 2017-23
46	Chris Gardocki, 1995-98

50.0+ GAMES (CAREER-3 PUNT MIN)

23	Pat McAfee, 2009-16
16	Rohn Stark, 1982-94
14	Hunter Smith, 1999-08
10	Rigoberto Sanchez, 2017-23
6	David Lee, 1966-78
4	Chris Gardocki, 1995-98

MOST TOUCHBACKS (CAREER)

111	Rohn Stark, 1982-94
79	David Lee, 1966-78
61	Hunter Smith, 1999-08
49	Pat McAfee, 2009-16
25	Chris Gardocki, 1995-98

MOST INSIDE 20 (CAREER, SINCE 1976)

224	Rohn Stark, 1982-94
193	Hunter Smith, 1999-08
193	Pat McAfee, 2009-16
137	Rigoberto Sanchez, 2017-23
80	Chris Gardocki, 1995-98

LONGEST PUNTS

79	Rigoberto Sanchez, at S.F., Oct. 24, 2021
76	David Lee, at NYG, Oct. 7, 1971
74	Pat McAfee vs. Chi, Oct. 9, 2016
72	Rohn Stark, at Mia, Sept. 23, 1984
72	Chris Gardocki at S.D., Oct. 27, 1997
72	Pat McAfee at Den, Sept. 18, 2016

LONGEST PUNTS (ROOKIE)

64	Joe Don Looney at Det, Oct. 25, 1964
64	David Lee vs. S.F., Sept. 25, 1966
64	David Lee at L.A. Rams, Oct. 30, 1966
62	Joe Don Looney at L.A. Rams, Nov. 22, 1964
61	Tom Gilburg vs. L.A. Rams, Sept. 17, 1961
61	Hunter Smith vs. Was, Dec. 19, 1999
61	Rigoberto Sanchez at Sea, Oct. 3, 2017



REGULAR INDIVIDUAL

KICKOFF RETURNS

GAME

MOST (GAME)

9	Brandon James vs. S.D., Nov. 28, 2010
8	Aaron Bailey at S.D., Oct. 26, 1997
8	Terrence Wilkins at Bal, Dec. 2, 2001
8	Dominic Rhodes at K.C., Oct. 31, 2004
7	Nesby Glasgow at N.E., Nov. 18, 1979
7	Albert Bentley at NYJ, Dec. 10, 1988
7	Mark Stock vs. S.D., Nov. 3, 1996
7	Nate Jacquet at Min, Dec. 21, 1997
7	Troy Walters vs. NYG, Dec. 22, 2002
7	Dominic Rhodes vs. S.D., Dec. 18, 2005

MOST (ROOKIE-GAME)

9	Brandon James vs. S.D., Nov. 28, 2010
7	Nesby Glasgow at N.E., Nov. 18, 1979
7	Nate Jacquet at Min, Dec. 21, 1997
6	Bruce Laird vs. NYJ, Sept. 24, 1972
6	Nesby Glasgow vs. N.E., Oct. 28, 1979
6	Stacey Simmons at Phi, Sept. 30, 1990
6	Dominic Rhodes at K.C., Oct. 25, 2001
6	Pierre Garcon at Ten, Oct. 27, 2008
6	Dallis Flowers, at Dal, Dec. 4, 2022

MOST YARDAGE (GAME)

236	Dominic Rhodes vs. S.D., Dec. 26, 2004
213	Aaron Bailey vs. Sea, Sept. 14, 1997
212	Isaiah Rodgers Sr. at Cle, Oct. 11, 2020
199	Aaron Bailey at Cin, Dec. 22, 1996
195	Alvin Haymond vs. Phi, Nov. 21, 1965
188	Troy Walters vs. NYG, Dec. 22, 2002

MOST YARDAGE (GAME-ROOKIE)

212	Isaiah Rodgers Sr. at Cle, Oct. 11, 2020
181	Bruce Laird vs. NYJ, Sept. 24, 1972
177	Brad Pyatt at T.B., Oct. 6, 2003
175	Dallis Flowers at Min, Dec. 17, 2022
155	Lenny Lyles vs. Was, Oct. 26, 1958
153	Terrence Wilkins vs. Mia, Oct. 10, 1999
150	Pierre Garcon at Ten, Oct. 27, 2008
150	Brandon James vs. S.D., Nov. 28, 2010
150	Dallis Flowers, at Dal, Dec. 4, 2022

HIGHEST AVERAGE (GAME-2 MIN)

80.0	Jordan Todman at GB, Nov. 6, 2016
66.0	Aaron Bailey at Jax, Dec. 10, 1995
63.5	Preston Pearson at S.F., Oct. 13, 1968
62.0	Cotton Speyrer vs. Buf, Nov. 25, 1973
59.5	Johnny Sample vs. Chi, Oct. 2, 1960

TOUCHDOWNS ON OPENING KICKOFF COLTS

104	Buddy Young at Phi, Nov. 11, 1953
99	Jordan Todman at G.B., Nov. 6, 2016
96	Preston Pearson at S.F., Oct. 13, 1968
95	Ronald Humphrey at Pit, Sept. 18, 1994
95	Aaron Bailey at Jax, Dec. 10, 1995

TOUCHDOWNS ON OPENING KICKOFF OPPONENTS

99	Allen Carter vs. N.E., Dec. 21, 1975
96	Jacoby Ford at Oak, Dec. 26, 2010
95	Sammy Martin vs. N.E., Nov. 27, 1988
89	Darren Sproles at S.D., Nov. 11, 2007
84	Jerome Mathis at Hou, Sept. 23, 2007

SEASON

MOST (SEASON)

55	Aaron Bailey, 1997
53	Troy Walters, 2002
52	Terrence Wilkins, 2006
51	Terrence Wilkins, 1999
50	Nesby Glasgow, 1979
50	Clarence Verdin, 1993

MOST (ROOKIE)

51	Terrence Wilkins, 1999
50	Nesby Glasgow, 1979
31	Joe Lefeged, 2011
29	Bruce Laird, 1972
24	Isaiah Rodgers Sr., 2020
23	Dallis Flowers, 2022

MOST YARDAGE (SEASON)

1,272	Terrence Wilkins, 2006
1,206	Aaron Bailey, 1997
1,188	Dominic Rhodes, 2004
1,150	Troy Walters, 2002
1,134	Terrence Wilkins, 1999

MOST YARDAGE (ROOKIE)

1,134	Terrence Wilkins, 1999
1,126	Nesby Glasgow, 1979
843	Bruce Laird, 1972
715	Dallis Flowers, 2022
692	Isaiah Rodgers, 2020
578	Joe Lefeged, 2011

HIGHEST AVERAGE (SEASON-14 MIN)

35.4	Jim Duncan, 1970
35.1	Preston Pearson, 1968
32.0	Josh Cribbs, 2014
31.1	Dallis Flowers, 2022
30.7	Alvin Haymond, 1965
29.9	Jordan Todman, 2016

HIGHEST AVERAGE (ROOKIE-14 MIN)

31.1	Dallis Flowers, 2022
29.1	Bruce Laird, 1972
28.8	Isaiah Rodgers Sr., 2020
28.6	Brad Pyatt, 2003
27.1	Quan Bray, 2015
25.4	Dominic Rhodes, 2001

MOST TOUCHDOWNS (SEASON)

2	Lenny Lyles, 1958
2	Preston Pearson, 1968

CAREER

KICKOFF RETURNS MOST (CAREER)

176	Terrence Wilkins, 1999-01, 2003, 2006
169	Clarence Verdin, 1988-93
153	Aaron Bailey, 1994-98
148	Albert Bentley, 1985-91
137	Bruce Laird, 1972-81

MOST YARDAGE (CAREER)

4,017	Terrence Wilkins, 1999-01, 2003, 2006
3,501	Aaron Bailey, 1994-98
3,420	Clarence Verdin, 1988-93
3,406	Bruce Laird, 1972-81
3,175	Albert Bentley, 1985-91

HIGHEST AVERAGE (CAREER-30 MIN)

32.6	Jim Duncan, 1969-71
27.9	Johnny Sample, 1958-60
27.5	Buddy Young, 1953-55
27.4	Lenny Lyles, 1958, 61-69
27.2	Isaiah Rodgers Sr., 2020-22
26.8	Preston Pearson, 1967-68

LONGEST RETURNS

104t	Buddy Young at Phi, Nov. 15, 1953
103t	Lenny Lyles vs. Chi, Oct. 4, 1958
102t	Preston Pearson at Det, Nov. 10, 1968
101t	Lenny Lyles vs. Was, Oct. 26, 1958
101t	Cotton Speyrer vs. Buf, Nov. 25, 1973
101t	Deji Karim vs. Hou, Dec. 30, 2012
101t	Isaiah Rodgers Sr. at Cle, Oct. 11, 2020



REGULAR INDIVIDUAL

LONGEST NON-SCORING RETURN

Colts:

90 Kendall Williams at Cin, Oct. 2, 1983

90 Brad Pyatt at T.B., Oct. 6, 2003

89 Dallis Flowers vs. Pit., Nov. 28, 2022

Opp:

96 Joe Arenas at S.F., Dec. 16, 1956

MOST TOUCHDOWNS (CAREER)

2 Lenny Lyles, 1958, 1961-69

2 Preston Pearson, 1967-68

2 Jim Duncan, 1969-71

2 Aaron Bailey, 1994-97

2 Dominic Rhodes, 2001-06, 2008, 2010

FUMBLES

MOST RECOVERIES (GAME)

2 (22 times) Last: Josh Mallard vs. Dal, Nov. 17, 2002

MOST CONSECUTIVE GAMES RECOVERIES

3 Shaquille Leonard, G3-5, 2021

3 Fred Cook, G8-10, 1975

2 (43 times) Last: Darius Leonard, G4-5, 2021

LONGEST FUMBLE RETURNS

95t Chukie Nwokorie at NYJ, Sept. 9, 2001

78t Quentin Coryatt at Pit, Sept. 18, 1994

75t Tony Bennett vs. Hou, Sept. 4, 1994

68t Gary Brackett at Hou, Oct. 5, 2008

64t Stan White vs. Buf, Dec. 12, 1976

MOST RECOVERIES (SEASON)

6 Barney Poole, 1953

6 Stan White, 1973



REGULAR TEAM

WIN-LOSS-TIE

WINS

MOST WINS (SEASON)

14	2005	11	2012
14	2009	11	2013
13	1968	11	2014
13	1999	11	2020
13	2007	10	1965
12	1964	10	1971
12	2003	10	1975
12	2004	10	1977
12	2006	10	2000
12	2008	10	2002
11	1967	10	2010
11	1970	10	2018
11	1976		

MOST CONSECUTIVE WINS

23	Nov. 2, 2008 vs. N.E. to Dec. 17, 2009 at Jax
13	Sept. 11, 2005 at Bal to Dec. 11, 2005 at Jax
11	Sept. 20, 1964 at G.B. to Nov. 29, 1964 vs. S.F.
11	Oct. 26, 1975 at NYJ to Sept. 19, 1976 vs. Cin
11	Oct. 17, 1999 at NYJ to Dec. 12, 1999 at Cle

MOST CONSECUTIVE HOME WINS

13	Oct. 12, 2008 vs. Bal to Dec. 13, 2009 vs. Den
12	Jan. 1, 2006 vs. Ari to Oct. 7, 2007 vs. T.B.
11	Nov. 8, 2004 vs. Min to Dec. 4, 2005 vs. Ten

MOST CONSECUTIVE ROAD WINS

11	Nov. 9, 2008 at Pit to Dec. 17, 2009 at Jax
7	Sept. 23, 1968 at Atl to Dec. 15, 1968 at L.A. Rams
7	Sept. 11, 2005 at Bal to Dec. 11, 2005 at Jax

MOST CONSECUTIVE GAMES WITHOUT LOSS

23	Nov. 2, 2008 vs. N.E. to Dec. 17, 2009 at Jax
15	Dec. 18, 1966 at S.F. to Dec. 10, 1967 vs. N.O.

LOSSES

MOST LOSSES (SEASON)

15	1991
----	------

MOST CONSECUTIVE LOSSES

14	Sept. 13, 1981 vs. Buf to Dec. 13, 1981 at Was
----	------------------------------------------------

MOST CONSECUTIVE HOME LOSSES

9	Sept. 22, 1974 vs. G.B. to Oct. 12, 1975 vs. Buf
---	--------------------------------------------------

MOST CONSECUTIVE ROAD LOSSES

12	Sept. 20, 1981 at Den to Dec. 26, 1982 at S.D.
----	------------------------------------------------

TIES

MOST TIED GAMES (SEASON)

2	1967
---	------

MOST CONSECUTIVE TIES

2	Oct. 15, 1967 vs. L.A. Rams to Oct. 22, 1967 at Min
---	-----------------------------------------------------

SCORING

POINTS

COLTS MOST (QUARTER)

31	vs. Mia, Dec. 14, 1997 (2nd)
28	(7 times) Last: at T.B., Oct. 6, 2003 (4th)
27	(3 times) Last: at Cin, Dec. 7, 1980 (4th)
24	(7 times) Last: vs. Buf, Oct. 21, 2018 (2nd)
23	at Bal, Dec. 9, 2007 (1st)

OPP MOST (QUARTER)

33	at Dal, Dec. 4, 2022
28	vs. Cle, Dec. 1, 1991
28	at Stl, Dec. 30, 2001
28	at Pit, Oct. 26, 2014
27	at N.E., Nov. 18, 1979

COLTS MOST (HALF)

45	vs. Den, Oct. 31, 1988 (1)
42	vs. L.A. Rams, Nov. 25, 1956 (2)
38	vs. G.B., Oct. 13, 1957 (2)
37	at Bal, Dec. 9, 2007 (1)

OPP MOST (HALF)

42	at Jax, Dec. 13, 2015 (2)
38	at Chi, Oct. 21, 1956 (2)
37	vs. Chi, Nov. 25, 1962 (2)
37	at N.E., Nov. 23, 1980 (2)
36	at Sea, Oct. 1, 2017 (2)

COLTS MOST (GAME)

58	vs. Buf, Dec. 12, 1976
56	vs. L.A., Rams Nov. 25, 1956
56	vs. G.B., Nov. 2, 1958
55	vs. Den, Oct. 31, 1988
55	at N.O., Sept. 28, 2003

OPP MOST (GAME)

62	at N.O., Oct. 23, 2011
59	at N.E., Nov. 18, 2012
58	at Chi, Oct. 21, 1956
57	vs. Chi, Nov. 25, 1962
54	at Dal, Dec. 4, 2022

COLTS (SEASON)

MOST		FEWEST	
522	2004	113	1982
458	2014	131	1954
451	2020	143	1991
451	2021	182	1953
450	2007	189	1993

OPP (SEASON)

MOST		FEWEST	
533	1981	140	1971
486	2001	144	1968
444	1998	198	1967
430	2011	203	1958
427	2022	221	1977

LARGEST VICTORY MARGIN

56	vs. G.B., Nov. 2, 1958 (Colts 56, Packers 0)
52	vs. Chi, Sept. 27, 1964 (Colts 52, Bears 0)
44	vs. Atl, Dec. 1, 1968 (Colts 44, Falcons 0)
43	at Buf, Oct. 10, 1971 (Colts 43, Bills 0)
42	at Atl, Nov. 12, 1967 (Colts 49, Falcons 7)

LARGEST DEFEAT MARGIN

57	vs. Chi, Nov. 25, 1962 (Bears 57, Colts 0)
55	at N.O., Oct. 23, 2011 (Saints 62, Colts 7)
48	vs. L.A. Rams, Sept. 26, 1954 (Rams 48, Colts 0)
44	at Mia, Nov. 11, 1973 (Dolphins 44, Colts 0)
43	at L.A. Rams, Dec. 5, 1953 (Rams 45, Colts 2)

MOST POINTS BOTH TEAMS

89	vs. Chi, Oct. 4, 1958 (Colts 51, Bears 38)
85	at Chi, Oct. 21, 1956 (Colts 58, Bears 27)
85	at Pit, Oct. 26, 2014 (Steelers 51, Colts 34)
83	at N.E., Nov. 18, 2012 (Patriots 59, Colts 24)
82	at Cin, Nov. 20, 2005 (Colts 45, Bengals 37)

FEWEST POINTS BOTH TEAMS

6	vs. Buf, Dec. 1, 74 (Bills 6, Colts 0)
6	vs. NYJ, Oct. 11, 87 (Colts 6, Jets 0)
6	at N.E., Dec. 6, 92 (Colts 6, Patriots 0)
6	at Jax, Dec. 2, 2018 (Jaguars 6, Colts 0)
9	vs. NYJ, Oct. 11, 1992 (Colts 6, Jets 3)

MOST SHUTOUTS (SEASON)

COLTS:	
3	1968/1971

OPP:

3	1972
---	------

MOST CONSC. SHUTOUTS (OPP)

2	Sept. 4 - Sept. 10, 1978
2	Nov. 21 - Nov. 28, 1982
2	Nov. 1 - Nov. 8, 1992



REGULAR TEAM

COLTS MOST CONSC. GAMES SCORING

375	Jan. 2, 1994 to Oct. 16, 2017
104	Oct. 24, 1954 to Nov. 18, 1962
90	Dec. 12, 1965 to Oct. 8, 1972
61	Nov. 27, 1983 to Nov. 15, 1987
55	Nov. 29, 1987 to Sept. 8, 1991
54	Dec. 2, 2017 to Sept. 11, 2022

OPP MOST CONS. GAMES SCORING

176	Dec. 21, 1997 to Dec. 18, 2008
161	Nov. 1, 1976 to Oct. 4, 1987
86	Sept. 13, 2009 to Oct. 9, 2014
81	Dec. 13, 1992 to Dec. 7, 1997
68	Oct. 31, 1988 to Nov. 29, 1992

TOUCHDOWNS

COLTS MOST (GAME)

8	vs. L.A., Rams Nov. 25, 1956
8	vs. G.B., Nov. 2, 1958
7	(10 times) Last: vs. Was, Nov. 30, 2014
6	(28 times) Last: vs. NYJ, Nov. 4, 2021

OPP MOST (GAME)

8	at Chi, Oct. 21, 1956
8	vs. Chi, Nov. 25, 1962
8	at N.O., Oct. 23, 2011
8	at N.E., Nov. 18, 2012
8	at Dal, Dec. 4, 2022
7	at Min, Sept. 28, 1969
7	at Pit, Oct. 26, 2014
7	at Jax, Dec. 13, 2015
7	at Dal, Dec. 4, 2022

COLTS MOST PASSING (GAME)

6	at N.O., Sept. 28, 2003
6	at Det., Nov. 25, 2004
5	vs. G.B., Nov. 2, 1958
5	at Dal, Oct. 30, 1960
5	vs. Min, Dec. 16, 1962
5	at Min, Nov. 14, 1965
5	vs. Det, Oct. 16, 1966
5	vs. Buf, Oct. 4, 1987
5	vs. Atl, Dec. 14, 2003
5	vs. G.B., Sept 26, 2004
5	at K.C., Oct. 31, 2004
5	vs. Hou, Nov. 14, 2004
5	vs. Was, Nov. 30, 2014

OPP MOST PASSING (GAME)

7	at Min, Sept. 28, 1969
6	vs. NYJ, Sept. 24, 1972
6	at Pit, Oct. 26, 2014
5	at Chi, Oct. 21, 1956
5	at S.D., Dec. 26, 1982
5	at Pit, Sept. 8, 1985
5	at N.O., Oct. 23, 2011
5	at Dal, Dec. 21, 2014

COLTS MOST RUSHING (GAME)

5	at Det, Oct. 19, 1958
5	vs. Was, Nov. 2, 1969
5	vs. Hou, Nov. 1, 1976
5	vs. Buf, Oct. 6, 1985
5	vs. Den, Oct. 31, 1988

OPP MOST RUSHING (GAME)

5	vs. Cle, Nov. 1, 1959
5	vs. Oak, Sept. 10, 2000

COLTS (SEASON)

	MOST		FEWEST
66	2004	12	1982
54	1964	14	1954
	2007	14	1991
53	1958	16	1993
	2005	22	1974
53	2009		
	2014		
52	1975		
	2018		
	2021		

OPP (SEASON)

	MOST		FEWEST
68	1981	16	1968
57	2001	18	1971
54	1978	21	1967
52	1998	25	1966
50	1984	25	1970

COLTS RUSH TDS (SEASON)

	MOST		FEWEST
29	1964	3	1991
28	1975	4	1954
26	1976	4	1982
24	1958	4	1993
23	1971	6	2015
	1988		

OPP RUSH TDS (SEASON)

	MOST		FEWEST
30	1981	5	1967
23	1991	6	1968
22	2023	6	1970
21	1953	6	1987
21	1978, 1954	7	1966

COLTS PASS TDS (SEASON)

	MOST		FEWEST
51	2004	6	1982
42	2014	9	1954
39	2018	9	1974
34	2009	10	1971
	2018		1991
33	1959		1993
	2000		
	2010		
32	2007		
	2016		

OPP PASS TDS (SEASON)

	MOST		FEWEST
37	1981	6	2008
31	1983	8	1960
31	1984	9	1958
30	2001	9	1968
29	1978	9	1971
	2015		
	2019		

MOST RETURN TDS (SEASON)

	COLTS		OPP
7	1994	8	1973
6	1968	7	2001
	1970	6	1977
5	(12 times)		1980
4	(5 times)		2010
			2017
			(6 times)
			(13 times)

MOST DEFENSIVE TDS (SEASON)

	COLTS		OPP
5	1975	6	1973
	1994		2001
	2015		2017
4	(13 times)	5	2014
3	(9 times)	4	(10 times)
		3	(9 times)

MOST KICK RETURN TDS (SEASON)

	COLTS		OPP
3	1970	4	2007
	1989	3	1977
2	(10 times)		1979
			2006
			(9 times)

POINTS AFTER TOUCHDOWNS

COLTS (GAME)

8	vs. L.A Rams, Nov. 25, 1956
8	vs. G.B., Nov. 2, 1958

OPP (GAME)

8	at N.O., Oct. 23, 2011
8	at N.E., Nov. 18, 2012
7	at Chi, Oct. 21, 1956
7	at Min, Sept. 28, 1969
7	at Pit, Oct. 26, 2014



REGULAR TEAM

COLTS (SEASON)

	MOST		FEWEST
64	2004	11	1982
53	1964	12	1954
52	2005	14	1991
51	1975	15	1993
	2010	21	1997
50	2009		
	2014		
	2021		

OPP (SEASON)

	MOST		FEWEST
65	1981	15	1968
53	1978	17	1971
52	2001	21	1967
49	2011	24	2005
47	1984	25	1966
			1970
			2008

FIELD GOALS

COLTS MOST (GAME)

- 5 at L.A. Rams, Dec. 4, 1954
- 5 vs. S.F., Sept. 25, 1966
- 5 at Phi, Oct. 30, 1983
- 5 vs. Mia, Sept. 25, 1988
- 5 at Buf, Sept. 21, 1997
- 5 vs. Den, Jan. 6, 2002
- 5 vs. Bal, Oct. 13, 2002
- 5 at Ten, Dec. 7, 2003
- 5 vs. Ten, Dec. 1, 2013
- 5 vs. Chi, Oct. 9, 2016
- 5 at Min, Dec. 17, 2022
- 5 at Bal, Sept. 24, 2023

OPP MOST (GAME)

- 7 at NYJ, Oct. 14, 2018
- 5 at Was, Nov. 18, 1973
- 5 at N.E., Dec. 3, 1989
- 5 vs. Cin, Sept. 3, 1995
- 5 at S.D., Oct. 26, 1997
- 5 vs. NYJ, Dec. 23, 2001
- 5 vs. Mia, Dec. 31, 2006
- 5 at Min, Sept. 14, 2008
- 5 at Bal, Nov. 22, 2009
- 5 vs. S.D., Nov. 28, 2010
- 5 vs. Hou, Dec. 11, 2016
- 5 at Ten, Oct. 16, 2017

COLTS MOST ATT (GAME)

- 7 at L.A. Rams, Dec. 4, 1954

OPP MOST ATT (GAME)

- 7 at NYJ, Oct. 14, 2018
- 7 at N.E., Dec. 3, 1989
- 6 at NYJ, Nov. 29, 1981
- 6 at Buf, Sept. 9, 1990
- 6 at S.D., Oct. 26, 1997
- 6 vs. NYJ, Dec. 23, 2001
- 6 at Min, Sept. 14, 2008
- 6 at Bal, Nov. 22, 2009

COLTS (SEASON)

	MOST		FEWEST
37	2003	3	1956
36	1996	5	1958
35	2013	6	1959
34	1999	7	1953
32	1997	7	1957
	2020		

OPP (SEASON)

	MOST		FEWEST
34	2016	5	1971
33	2008	6	1958
32	1989	6	1975
32	1990	8	1956
31	2010	9	(3 times)
	2017		

COLTS MOST ATT (SEASON)

41	1997
40	1996/2013
39	1961/63/66/72
38	1999
37	1967/03/2020

OPP MOST ATT (SEASON)

43	1989/1990
40	2016
38	1995/2008/2017
37	1998
36	2001/2009/2010

COLTS FEWEST ATT (SEASON)

14	1958
16	1956
17	1978

OPP FEWEST ATT (SEASON)

10	1975
14	1955
16	1953
17	1958

TOTAL FIRST DOWNS

TOTAL FIRST DOWNS

COLTS MOST (GAME)

- 34 vs. Hou, Sept. 17, 2006
- 33 vs. NYJ, Dec. 15, 1974
- 33 vs. Hou, Dec. 23, 2007
- 33 at Hou, Sept. 11, 2022
- 32 at Mia, Nov. 15, 1981

OPP MOST (GAME)

- 36 at S.F., Oct. 18, 1998
- 36 at N.O., Oct. 23, 2011
- 34 at Min, Sept. 28, 1969
- 34 at Phi, Nov. 15, 1981
- 34 at Pit, Oct. 26, 2014

COLTS FEWEST (GAME)

- 4 at Mia, Nov. 11, 1973
- 5 at N.E., Nov. 11, 1990
- 6 at L.A. Rams, Dec. 5, 1953
- 6 vs. Det, Nov. 6, 1954

OPP FEWEST (GAME)

- 3 vs. S.F., Nov. 22, 1959
- 4 at Buf, Oct. 10, 1971
- 5 vs. S.F., Oct. 13, 1963
- 5 vs. Stl, Sept. 17, 1972

MOST BOTH TEAMS

- 60 at Pit, Oct. 26, 2014
- 59 at Bal, Oct. 11, 2021
- 58 vs. NYJ, Nov. 4, 2021
- 58 vs. Hou, Sept. 30, 2018
- 57 vs. NYJ, Dec. 15, 1974
- 56 at K.C., Oct. 31, 2004
- 55 at Hou, Nov. 29, 2009
- 55 vs. Ten, Nov. 29, 2020
- 54 at Mia, Nov. 15, 1987

FEWEST BOTH TEAMS

- 19 at Buf, Dec. 1, 1974
- 19 at N.E., Nov. 11, 1990
- 19 at N.E., Nov. 6, 2022
- 21 at Mia, Nov. 11, 1973

COLTS (SEASON)

	MOST		FEWEST
379	2004	152	1982
376	2006	157	1953
371	2014	169	1954
366	2010	206	1955
364	2020	216	1956



REGULAR TEAM

OPP (SEASON)

MOST		FEWEST	
406	1981	166	1971
353	2016	188	1958
346	2023	195	1959
344	2022		1959
343	1984, 2011	197	1960

RUSHING FIRST DOWNS

COLTS MOST (GAME)

18	at Det, Oct. 19, 1958
18	vs. S.F., Nov. 22, 1959
18	vs. Buf, Oct. 6, 1985
18	vs. Den, Sept. 30, 2007
18	at Buf, Nov. 21, 2021

OPP MOST (GAME)

19	vs. Mia, Oct. 29, 1972
19	vs. Dal, Dec. 6, 1981
18	at G.B., Oct. 18, 1953

COLTS FEWEST (GAME)

0	vs. L.A., Rams Nov. 27, 1966
0	at N.E., Nov. 11, 1990
0	vs. Phi, Dec. 19, 1993
0	vs. Ari, Jan. 1, 2006
0	vs. S.D., Nov. 28, 2010
0	vs. Stl, Nov. 10, 2013
0	at Dal, Dec. 21, 2014
0	at Pit, Dec. 6, 2015
0	vs. Hou, Oct. 21, 2019

OPP FEWEST (GAME)

0	vs. Chi, Oct. 5, 1957
0	vs. S.F., Oct. 13, 1963
0	at Buf, Oct. 10, 1971
0	at T.B., Sept. 11, 1994
0	at Ari, Sept. 27, 2009
0	at Min, Dec. 18, 2016

COLTS (SEASON)

MOST		FEWEST	
154	2021	55	1991
153	1988	62	1982
146	1983	64	1960
133	1976	66	1954
131	1975	69	2009
131	1985	69	2011
131	2019		

OPP (SEASON)

MOST		FEWEST	
162	1981	60	1971
153	1978	65	1959
151	1993	69	1957
150	2006	70	1958
140	1980	70	1969
	1991		

PASSING FIRST DOWNS

COLTS MOST (GAME)

23	at Jax, Oct. 3, 2010
23	vs. Hou, Sept. 30, 2018
22	vs. NYJ, Dec. 15, 1974
22	at N.E., Nov. 21, 2010
22	vs. Mia, Nov. 4, 2012
22	at Jax, Sept. 21, 2014
22	vs. Jax, Oct. 16, 2022

OPP MOST (GAME)

25	vs. NYJ, Nov. 4, 2021
25	at Pit, Oct. 26, 2014
24	at Min, Sept. 28, 1969
24	at Mia, Sept. 15, 1985
23	vs. Mia, Dec. 9, 1984
22	at S.F., Oct. 18, 1998
22	at Bal, Oct. 11, 2021

COLTS FEWEST (GAME)

1	at Cle, Sept. 16, 1973
1	vs. Buf, Oct. 13, 1974
1	at Mia, Nov. 23, 1975

OPP FEWEST (GAME)

1	at G.B., Nov. 24, 1991
1	at Hou, Sept. 22, 2002

COLTS (SEASON)

MOST		FEWEST	
253	2010	66	1953
251	2014	79	1963
241	2006	80	1982
	2009	90	1954
238	2004	92	1995
237	2018		
236	2014		

OPP (SEASON)

MOST		FEWEST	
225	2016	89	1982
214	1981	95	1953
210	2015	95	1971
209	2004	98	1955
207	2019	98	1960

PENALTY FIRST DOWNS

COLTS MOST (GAME)

9	vs. Pit, Oct. 30, 1977
7	vs. G.B., Nov. 2, 1958
7	vs. Det, Nov. 19, 1967
7	vs. Buf, Dec. 17, 1978
7	vs. Pit, Sept. 14, 1980
7	at Ten, Sept. 19, 2004
7	at Phi, Nov. 7, 2010
7	at Pit, Oct. 26, 2014
7	vs. Den, Nov. 8, 2015

OPP MOST (GAME)

7	at Ten, Nov. 12, 2020
6	(11 times) Last: vs Den, Oct. 27, 2019

COLTS (SEASON)

MOST		FEWEST	
47	2004	10	1982
44	2019	11	1956
42	2012	12	1962
40	2014		
39	2015		
38	2016		
	2018		

OPP (SEASON)

MOST		FEWEST	
35	2016	8	1996
34	1980	11	1960
33	2012		1971
	2017		2009
32	1983	12	1958
	2003		1959
	2015		
	2020		
31	2014		
	2023		

NET YARDS

GAME

COLTS MOST

595	at Atl, Nov. 12, 1967
576	vs. Min, Dec. 16, 1962
574	vs. L.A. Rams, Nov. 25, 1956
567	vs. Ten, Dec. 5, 2004
555	vs. Buf, Sept. 23, 2001

OPP MOST

639	at Pit, Oct. 26, 2014
622	at Min, Sept. 28, 1969
597	at S.F., Dec. 13, 1953
590	at K.C., Oct. 31, 2004
583	at Dal, Sept. 4, 1978



REGULAR TEAM

COLTS FEWEST

69	vs. Det, Nov. 6, 1954
70	at L.A. Rams, Dec. 5, 1953
86	at N.E., Oct. 23, 1977
88	at Buf, Nov. 28, 1982
99	at S.D., Nov. 1, 1992

OPP FEWEST

49	at Buf, Oct. 10, 1971
89	vs. T.B., Oct. 3, 1976
94	at N.E., Dec. 6, 1992
97	at Was, Nov. 26, 1961
113	vs. Was, Sept. 25, 1960

MOST BOTH TEAMS

1,095	at K.C., Oct. 31, 2004
1,087	at Pit, Oct. 26, 2014
1,036	at Bal, Oct. 11, 2021
1,018	vs. NYJ, Nov. 4, 2021
997	vs. L.A. Rams, Nov. 25, 1956
985	vs. NYJ, Sept. 24, 1972
964	at G.B., Nov. 15, 1959

FEWEST BOTH TEAMS

324	at N.E., Nov. 6, 2022
328	at Buf, Dec. 1, 1974
346	at NYJ, Nov. 11, 1984
355	vs. NYJ, Oct. 29, 1995
359	at N.E., Dec. 6, 1992
373	at Buf, Oct. 20, 1985

SEASON

COLTS

	MOST		FEWEST
6,506	2014	2,483	1982
6,475	2004	2,716	1953
6,179	2018	2,934	1954
6,141	2000	3,464	1955
6,092	2010	3,506	1973

OPP

	MOST		FEWEST
6,793	1981	2,852	1971
6,126	2016	3,284	1958
6,066	2015	3,296	1982
5,988	2012	3,317	1960
5,947	2023	3,377	1968

OFFENSIVE PLAYS

GAME

COLTS MOST

90	at Hou, Sept. 11, 2022
89	vs. G.B., Oct. 7, 2012
88	at S.F., Sept. 22, 1963
88	vs. Mia, Dec. 14, 1975
87	vs. Den, Nov. 10, 1974
86	vs. T.B., Oct. 3, 1976

OPP MOST

88	vs. N.E., Oct. 29, 1989
86	at T.B., Oct. 4, 1992
86	at Min, Dec. 17, 2022
85	vs. Dal, Dec. 6, 1981
84	vs. Hou, Sept. 30, 2018
84	at Min, Sept. 28, 1969
84	vs. Buf, Dec. 13, 1987
84	at Mia, Sept. 21, 2009
84	at Hou, Sept. 17, 2023

COLTS FEWEST

35	at Mia, Sept. 21, 2009
37	vs. Den Dec. 21, 2003
38	at Buf Nov. 28, 1982
41	vs. Mia Oct. 28, 1990
41	at N.E. Oct. 8, 2000

OPP FEWEST

34	vs. NYJ, Nov. 16, 2003
38	vs. Ten, Dec. 28, 2008
39	at S.F., Sept. 22, 1963
40	at Chi, Sept. 21, 1975
40	vs. T.B., Oct. 7, 2007

SEASON

COLTS

	MOST		FEWEST
1,117	1979	596	1982
1,109	2012	840	1964
1,105	2014	849	1966
1,094	2023	851	1968
1,088	2010	860	1970

OPP

	MOST		FEWEST
1,137	2023	605	1982
1,116	1984	746	1971
1,111	1981	818	1967
1,109	1989	827	1963
1,090	1994	847	1973

RUSHING

RUSHING ATTEMPTS

COLTS MOST (GAME)

60	vs. S.F., Nov. 22, 1959
58	at NYJ, Oct. 20, 1974
58	at Atl, Nov. 17, 1974
57	at NYJ, Nov. 11, 1984
53	vs. Hou, Nov. 1, 1976
53	at Phi, Oct. 30, 1983

OPP MOST (GAME)

66	vs. Dal, Dec. 6, 1981
58	at N.E., Dec. 26, 1993
56	at G.B., Oct. 18, 1953
56	at Buf, Nov. 28, 1982
53	at Mia, Oct. 27, 1974

COLTS FEWEST (GAME)

10	vs. Ari 1/1/2006
10	vs. Ten 12/30/2007
10	at Hou 9/12/2010
10	at Pit 10/26/2014
10	at Dal 12/21/2014

OPP FEWEST (GAME)

9	at Jax 11/17/2019
11	at Buf 10/10/1971
11	at NYJ 12/7/1997
12	at Den 12/11/1983
12	vs. T.B. 10/7/2007
12	at Ari 9/27/2009
12	at Jax 11/8/2012
12	vs. Cin 10/19/2014

COLTS (SEASON)

	MOST		FEWEST
601	1983	293	1982
566	1977	335	1990
565	1976	345	1960
545	1988	354	1991
536	1973	364	1954
	1975		

OPP (SEASON)

	MOST		FEWEST
662	1978	325	1959
607	1981	331	1958
575	1993	348	1982
574	1980	352	1971
559	1984	375	1957
			1968



REGULAR TEAM

RUSHING YARDS

COLTS MOST (GAME)

318	vs. G.B., Oct. 28, 1956
316	at Det, Oct. 19, 1958
305	at Cle, Nov. 11, 1956
299	vs. Hou, Dec. 22, 1985
281	vs. Buf, Oct. 6, 1985

OPP MOST (GAME)

375	at Jax, Dec. 10, 2006
354	vs. Dal, Dec. 6, 1981
352	at K.C., Dec. 23, 2012
315	at Mia, Nov. 11, 1973
313	at Min, Sept. 13, 1964

MOST BOTH TEAMS

548	vs. L.A. Rams, Nov. 22, 1953
510	vs. Dal, Dec. 6, 1981
469	at Chi, Oct. 16, 1955
454	at L.A. Rams, Dec. 9, 1961
449	vs. Den, Sept. 30, 2007

FEWEST BOTH TEAMS

87	at Den, Sept. 26, 2010
97	vs. Pit, Oct. 31, 1971
106	vs. Cle, Sept. 6, 1992
109	vs. N.E., Nov. 1, 1998
115	at NYJ, Oct. 18, 1970

COLTS FEWEST (GAME)

1	at Dal, Dec. 21, 2014
4	vs. Det, Sept. 22, 1991
11	vs. Ari, Jan. 1, 2006
18	vs. Stl, Nov. 10, 2013
19	vs. L.A. Rams, Sept. 26, 1954
19	vs. N.E., Nov. 16, 2014

OPP FEWEST (GAME)

4	at Buf, Oct. 10, 1971
15	vs. Pit, Nov. 3, 1957
17	vs. T.B., Oct. 7, 2007
20	vs. G.B., Oct. 28, 1956
20	at Cle, Oct. 14, 1996

COLTS (SEASON)

MOST		FEWEST	
2,695	1983	1,044	1982
2,540	2021	1,102	1992
2,439	1985	1,169	1991
2,309	1976	1,274	2008
2,249	1988	1,275	1954
2,217	1975		

OPP (SEASON)

MOST		FEWEST	
3,010	1978	1,113	1971
2,768	2006	1,174	1957
2,665	1981	1,291	1958
2,566	1998	1,339	1968
2,521	1993	1,400	1969

RUSHING AVERAGE

COLTS BEST (GAME)

8.67	vs. NYJ, Nov. 4, 2021
8.52	at Bal, Nov. 29, 1998
8.00	at G.B., Nov. 13, 1954
7.95	vs. G.B., Oct. 28, 1956
7.80	vs. Dal, Dec. 6, 1981
7.77	at L.A. Rams, Oct. 9, 1961

OPP BEST (GAME)

8.93	at Jax, Dec. 10, 2006
8.12	at Min, Nov. 17, 1963
8.00	at Det, Nov. 25, 2004
8.00	at K.C., Dec. 23, 2012
7.77	vs. L.A. Rams, Nov. 22, 1953

COLTS LEAST (GAME)

0.10	at Dal, Dec. 21, 2014
0.29	vs. Det, Sept. 22, 1991
1.04	vs. T.B., Nov. 29, 2015
1.10	vs. Ari, Jan. 1, 2006
1.12	vs. L.A. Rams, Sept. 26, 1954

OPP LEAST (GAME)

0.36	at Buf, Oct. 10, 1971
0.50	vs. Pit, Nov. 3, 1957
0.96	vs. Det, Sept. 29, 1957
1.11	vs. G.B., Oct. 28, 1956
1.11	at Cle, Oct. 14, 1962

COLTS (SEASON)

MOST		FEWEST	
5.1	1956	2.9	1992
5.1	2021	3.3	1979
5.0	1985	3.3	1970
4.7	1958	3.3	1991
4.6	1961	3.4	1996
4.5	1983	3.4	2008
	2001		
	2019		

OPP (SEASON)

MOST		FEWEST	
5.3	2006	3.1	1957
5.2	1953	3.2	1971
5.1	2012	3.5	1969
4.8	1959	3.5	1995
4.7	1998	3.6	(6 times)

PASSING

PASSING ATTEMPTS

COLTS MOST (GAME)

62	vs. Hou, Sept. 30, 2018
59	at N.E., Oct. 4, 2018
59	at Was, Nov. 7, 1993
58	vs. Jax, Oct. 16, 2022
57	at NYJ, Nov. 16, 1986
57	at Hou, Sept. 12, 2010
56	at S.D., Nov. 11, 2007
55	at Jax, Oct. 15, 2023
54	vs. NYJ, Dec. 15, 1974
54	at S.D., Sept. 26, 1999
54	at N.E., Oct. 8, 2000
54	at Det, Dec. 2, 2012

OPP MOST (GAME)

62	at NYJ, Oct. 18, 1970
57	vs. Hou, Sept. 4, 1994
57	at Den, Sept. 26, 2010
56	at Min, Sept. 28, 1969
56	vs. Ten, Dec. 18, 2011

COLTS FEWEST (GAME)

7	at L.A. Rams, Dec. 18, 1965
8	vs. Mia, Dec. 9, 1973
11	at Atl, Nov. 17, 1974
12	vs. Chi, Sept. 25, 1955
12	at G.B., Sept. 20, 1964

OPP FEWEST (GAME)

9	at Hou, Oct. 23, 2005
11	at N.E., Dec. 26, 1993
12	vs. Chi, Nov. 3, 1963
12	at Buf, Oct. 13, 1991
12	vs. Buf, Nov. 12, 2006

COLTS (SEASON)

MOST		FEWEST	
679	2010	266	1955
661	2014	279	1956
644	2018	283	1982
628	2012	300	1973
619	2015	313	1954



REGULAR TEAM

OPP (SEASON)

MOST		FEWEST	
598	1994	246	1982
585	2015	297	1956
583	2009	298	1960
582	2016	312	1974
569	1995	313	1972

COMPLETIONS

COLTS MOST (GAME)

42	vs. Jax, Oct. 16, 2022
40	at Hou, Sept. 12, 2010
40	vs. Hou, Sept. 30, 2018
39	vs. Cin, Sept. 9, 2018
38	at N.E., Oct. 4, 2018
38	at N.E., Nov. 21, 2010
37	at Was, Nov. 7, 1993
37	vs. Ten, Nov. 3, 2002

OPP MOST (GAME)

40	at Pit, Oct. 26, 2014
38	vs. Ten, Dec. 18, 2011
37	at Bal, Oct. 11, 2021
37	at Den, Sept. 26, 2010
36	at Min, Sept. 28, 1969
34	at NYJ, Oct. 18, 1970
34	vs. Buf, Oct. 8, 1989
34	vs. G.B., Sept. 26, 2004
34	at Bal, Sept. 11, 2005
34	at N.E., Oct. 4, 2018
34	at Pit, Dec. 27, 2020

COLTS FEWEST (GAME)

3	at L.A. Rams, Dec. 18, 1965
3	vs. Cle, Sept. 26, 1971
3	vs. Buf, Dec. 17, 1978
3	at Buf, Nov. 28, 1982

OPP FEWEST (GAME)

4	vs. Was, Oct. 26, 1958
4	vs. T.B., Oct. 3, 1976

COLTS (SEASON)

MOST		FEWEST	
450	2010	126	1953
432	2018	134	1955
410	2014	137	1973
402	2009	142	1982
393	2008	158	1956

OPP (SEASON)

MOST		FEWEST	
394	2019	138	1982
384	2018	144	1960
378	2016	158	1955
372	2009	161	1961
370	2023	165	1953
369	2020		1956

PASSING YARDS

COLTS MOST (GAME-GROSS)

472	at K.C., Oct. 31, 2004
469	vs. Min, Dec. 16, 1962
464	vs. Hou, Sept. 30, 2018
440	vs. Jax, Sept. 25, 2000
433	at Hou, Sept. 12, 2010
433	vs. Mia, Nov. 4, 2012

OPP MOST (GAME-GROSS)

538	at Min, Sept. 28, 1969
522	at Pit, Oct. 26, 2014
496	vs. NYJ, Sept. 24, 1972
476	at Den, Sept. 26, 2010
474	at T.B., Dec. 8, 2019
469	vs. T.B., Oct. 16, 1988

MOST BOTH TEAMS (GROSS)

922	at Pit, Oct. 26, 2014
872	vs. NYJ, Sept. 24, 1972
861	at K.C., Oct. 31, 2004
844	at Bal, Oct. 11, 2021
839	vs. Hou, Sept. 30, 2018
801	at Den, Sept. 26, 2010
787	vs. G.B., Sept. 26, 2004

FEWEST BOTH TEAMS (GROSS)

124	vs. Buf, Dec. 17, 1978
128	at Buf, Nov. 28, 1982
142	at Mia, Nov. 23, 1975
144	at N.E., Oct. 19, 1975

COLTS FEWEST (GAME-GROSS)

21	at Cle, Nov. 11, 1956
35	vs. Mia, Dec. 9, 1973
44	vs. Buf, Oct. 18, 1974
49	vs. Cle, Sept. 26, 1971
53	vs. L.A. Rams, Nov. 22, 1953

OPP FEWEST (GAME-GROSS)

46	vs. Was, Oct. 26, 1958
46	at Buf, Dec. 1, 1974
47	vs. Hou, Oct. 14, 1979
48	at Hou, Oct. 23, 2005
50	at G.B., Nov. 24, 1991

COLTS MOST (GAME-NET)

472	at K.C., Oct. 31, 2004
451	vs. Min, Dec. 16, 1962
440	vs. Jax, Sept. 25, 2000
437	vs. Hou, Sept. 30, 2018
426	at Atl, Nov. 12, 1967
419	vs. Atl, Sept. 17, 1967
419	at Hou, Sept. 12, 2010
419	vs. Mia, Nov. 4, 2012

OPP MOST (GAME-NET)

530	at Min, Sept. 28, 1969
522	at Pit, Oct. 26, 2014
522	vs. Chi, Oct. 9, 2016
490	vs. NYJ, Sept. 24, 1972
472	at Den, Sept. 26, 2010

COLTS FEWEST (GAME-NET)

1	vs. Buf, Oct. 13, 1974
4	at Cle, Sept. 16, 1973
5	at Cle, Nov. 11, 1956
9	vs. L.A. Rams, Nov. 22, 1953
11	at N.E., Oct. 23, 1977

OPP FEWEST (GAME-NET)

6	at Hou, Oct. 23, 2005
13	vs. T.B., Oct. 3, 1976
16	vs. Was, Oct. 26, 1958
23	at N.E., Dec. 6, 1992
27	vs. Hou, Oct. 14, 1979

COLTS (SEASON-GROSS)

MOST		FEWEST	
5,062	2014	1,613	1982
4,732	2004	1,625	1953
4,700	2010	1,746	1973
4,605	2009	1,795	1955
4,595	2018	1,995	1954

OPP (SEASON-GROSS)

MOST		FEWEST	
4,411	2016	1,920	1982
4,365	2015	2,027	1971
4,232	2004	2,068	1960
4,231	2019	2,248	1958
4,228	1981	2,288	1955
4,123	2017		

COLTS (SEASON-NET)

MOST		FEWEST	
4,894	2014	1,257	1953
4,623	2004	1,439	1982
4,609	2010	1,475	1973
4,515	2009	1,631	1955
4,461	2018	1,659	1954



REGULAR TEAM

OPP (SEASON-NET)

MOST		FEWEST	
4,200	2016	1,726	1960
4,128	1981	1,739	1971
4,114	2015	1,823	1982
3,982	2019	1,913	1961
3,944	2017	1,993	1958
3,892	2004		

MOST BOTH TEAMS (NET)

918	vs. Chi, Oct. 9, 2016
907	at Pit, Oct. 26, 2014
859	at K.C., Oct. 31, 2004
822	vs. NYJ, Sept. 24, 1972
797	at Den, Sept. 26, 2010

FEWEST BOTH TEAMS (NET)

54	at N.E., Oct. 19, 1975
81	at Mia, Nov. 23, 1975
86	vs. Buf, Dec. 17, 1978
109	vs. Hou, Oct. 14, 1979
112	at Buf, Oct. 14, 1973

COMPLETION PERCENTAGE

COLTS BEST (GAME-20 ATT)

85.3	at Jax, Dec. 18, 2008 (29-34)
83.9	vs. Atl, Dec. 14, 2003 (26-31)
83.3	at Buf, Oct. 16, 1994 (20-24)
82.6	vs. Cle, Sept. 25, 2005 (19-23)
82.1	at Den, Oct. 29, 2006 (32-39)

OPP BEST (GAME-20 ATT)

96.7	at N.O., Dec. 16, 2019 (29-30)
95.0	at Jax., Sept. 13, 2020 (20-27)
90.5	at Dal, Dec. 21, 2014 (18-20)
88.6	at N.O., Oct. 23, 2011 (31-35)
86.4	at N.O., Nov. 18, 2001 (19-22)
86.2	vs. Oak, Oct. 28, 1973 (25-29)
86.0	at Bal, Oct. 11, 2021 (37-43)
85.7	at Hou, Sept. 21, 1980 (18-21)

COLTS (SEASON)

BEST		WORST	
67.38	2005	39.50	1953
67.21	2020	45.67	1973
67.18	2008	49.87	1983
67.08	2018	50.00	1906
66.98	2004	50.12	1984

OPP (SEASON)

BEST		WORST	
71.20	2011	45.87	1961
70.84	2018	46.28	1958
70.10	2019	47.38	1977
68.40	2008	48.32	1960
67.39	2005	48.72	1959
66.54	2010		

SACKS ALLOWED

COLTS MOST (GAME)

12	vs. Stl, Oct. 26, 1980
10	vs. T.B., Sept. 9, 1979
9	at N.E., Nov. 6, 2022
8	at Buf, Dec. 1, 1974
8	vs. N.E., Nov. 26, 1978
8	vs. Sea, Sept. 14, 1997
8	at Det, Nov. 23, 1997

OPP MOST (GAME)

11	at L.A. Rams, Nov. 22, 1964
11	vs. Cle, Sept. 6, 1992
10	at Buf, Nov. 13, 1977
10	at K.C., Nov. 2, 1980
10	vs. Jax, Oct. 22, 2017

COLTS (SEASON)

MOST		FEWEST	
62	1997	13	2009
58	1984	14	1999
57	1991		2004
56	2017		2008
		15	2006
		16	2010

OPP (SEASON)

MOST		FEWEST	
59	1975	11	1982
57	1964	13	1981
56	1976	20	2000
51	2023	21	1974
47	1966, 1977	21	1993

YARDS LOST - SACKS

COLTS YDS LOST SACKS (GAME)

91	vs. N.E., Nov. 26, 1978
73	vs. K.C., Sept. 28, 1970
73	vs. Stl, Oct. 26, 1980
72	at Buf, Dec. 1, 1974
72	vs. Cle, Dec. 1, 1991

OPP YDS LOST SACKS (GAME)

102	at L.A. Rams, Nov. 22, 1964
97	at Min, Sept. 23, 1962
76	at Buf, Oct. 10, 1971
75	at Min, Nov. 17, 1963
74	at NYJ, Oct. 26, 1975
74	vs. T.B., Oct. 3, 1976

COLTS (SEASON)

MOST		FEWEST	
487	1991	86	2008
480	1978	89	2006
436	1984	90	2009
424	1990	91	2010
418	1997	95	2005

OPP (SEASON)

MOST		FEWEST	
496	1975	97	1982
489	1964	100	1981
461	1976	121	1993
407	1961	155	1959
401	1966	157	2006

TURNOVERS

PASSES HAD INTERCEPTED

COLTS MOST (GAME)

8	vs. NYJ, Sept. 23, 1973
6	at G.B., Oct. 8, 1961
6	vs. Mia, Sept. 10, 1978
6	at S.D., Nov. 11, 2007

OPP MOST (GAME)

7	vs. L.A. Rams, Dec. 4, 1954
7	vs. Chi, Oct. 2, 1960

MOST BOTH TEAMS

9	at Phi, Nov. 15, 1953
9	at NYJ, Oct. 18, 1970
9	vs. NYJ, Sept. 23, 1973

COLTS (SEASON)

MOST		FEWEST	
30	1978	7	2021
29	1961	8	1975
28	1998	9	1964
27	1953		2006
27	1966		2017
	1969	10	(6 times)
		11	(5 times)

OPP (SEASON)

MOST		FEWEST	
40	1959	5	1982
35	1958	8	1998
32	1967	8	2011
30	1960	9	1990
30	1977		

FUMBLES

COLTS MOST (GAME)

7	vs. Mia, Oct. 23, 1983
6	at NYJ, Nov. 14, 1971
6	vs. NYJ, Sept. 28, 1986
6	at NYJ, Nov. 16, 1986
6	vs. Jax, Nov. 23, 2014



REGULAR TEAM

OPP MOST (GAME)

8 at N.E., Oct. 7, 1973

COLTS (SEASON)

MOST		FEWEST	
41	1986	8	2020
38	1978	10	1998
37	1972	11	2009
36	1979	13	1967
	1987		2006
			2008
		14	2005
			2007
			2010
			2013

OPP (SEASON)

MOST		FEWEST	
43	1987	11	2012
42	1953	11	1982
41	1986	14	1970
37	2002	15	2011
36	1978	16	2000
	2004		2001
			2019

FUMBLES LOST

COLTS MOST (GAME)

5 at Det., Oct. 20, 1957

5 at G.B., Sept. 29, 1963

OPP MOST (GAME)

5 vs. L.A. Rams, Nov. 23, 1958

COLTS (SEASON)

MOST		FEWEST	
25	1963	4	2013
22	1972		2020
21	1953	5	1998
	1979		2007
20	1986		2008
	1993		2009
		6	2017
		7	2004
			2016
		8	1955
			1967
			1988
			2005
			2010

OPP (SEASON)

MOST		FEWEST	
27	1953	3	2012
25	1987	6	1982
22	1973	7	2017
21	1976	8	1961
20	1978		1967
	1988		2000
			2015
			2019

TOTAL TURNOVERS

COLTS MOST (GAME)

8 at G.B., Oct. 8, 1961 (6i/2f)

8 vs. Cle, Sept. 26, 1971 (5i/3f)

8 vs. NYJ, Sept. 23, 1973 (8i)

OPP MOST (GAME)

9 vs. L.A. Rams, Nov. 23, 1958 (5f/4i)

9 at L.A. Rams, Dec. 4, 1954 (7i/2f)

8 at S.F., Nov. 29, 1954 (5i/3f)

8 vs. Chi, Oct. 2, 1960 (7i/1f)

8 at Phi, Nov. 15, 1963 (6i/2f)

COLTS (SEASON)

MOST		FEWEST	
48	1953	14	2013
47	1978	15	2017
44	1962		2020
42	1961	17	2008
40	1979	18	1975
		19	1964
			2005
			2006
			2007

OPP (SEASON)

MOST		FEWEST	
56	1953	11	1982
52	1958	15	2012
49	1959	17	2011
47	1977	19	1998
45	1987	20	2017

TURNOVER DIFFERENTIAL

COLTS (SEASON)

BEST		WORST	
+30	1958	-18	1961
+26	1959	-14	1969
+23	1975	-14	1993
+22	1964	-14	1998
+21	1977	-13	1974
		-13	2001

PENALTIES

GAME

COLTS MOST

16 at Den, Dec. 11, 1983

15 at Buf, Sept. 18, 1983

14 at K.C., Sept. 2, 1979

14 at Buf, Sept. 21, 1997

OPP MOST

19 vs. Buf, Sept. 23, 2001

17 vs. Pit, Oct. 30, 1977

16 vs. Chi, Dec. 5, 1965

15 vs. Chi, Nov. 21, 1954

15 at NYJ, Sept. 8, 1996

15 vs. S.D., Nov. 3, 1996

15 at N.E., Sept. 19, 1999

COLTS FEWEST

0 vs. S.F., Oct. 26, 1969

0 at GB, Sept. 10, 1966

0 vs. NYJ, Oct. 30, 1994

0 at K.C., Dec. 15, 1996

0 at Cle, Dec. 26, 1999

0 vs. CAR, Dec. 22, 2019

OPP FEWEST

0 at L.A. Rams, Dec. 18, 1965

0 vs. Stl, Oct. 12, 1964

SEASON

COLTS

MOST		FEWEST	
137	1979	51	1960
122	1992	52	1967
120	1983	52	1982
	2018	53	1956
108	2015	55	1958
106	1981		
	1997		
	1998		
	2004		

OPP

MOST		FEWEST	
133	2015	58	1963
131	2018	59	1960
130	1999		1964
128	2012		1982
125	2016	60	1957
123	2003		1958

YARDS PENALIZED - GAME

COLTS MOST

153 at Buf, Sept. 18, 1983

151 at Buf, Oct. 19, 1986

131 at Ten, Oct. 23, 2016

127 at Chi, Oct. 16, 1955

126 at Mia, Oct. 15, 1987



REGULAR TEAM

OPP MOST

148	vs. Chi, Nov. 21, 1954
146	vs. N.E., Nov. 4, 2007
145	at Jax, Oct. 2, 2016
142	vs. Chi, Dec. 5, 1965
139	vs. Dal, Oct. 15, 1972

YARDS PENALIZED - SEASON

COLTS

	MOST		FEWEST	
1,239	1979	433	1982	
986	1983	458	1967	
958	1992	483	1973	
953	2018	504	1960	
943	1995	507	1956	

OPP

	MOST		FEWEST	
1,208	2012	466	1982	
1,168	2015	486	1956	
1,159	2016	538	1960	
1,115	2018	543	2008	
1,093	1999	546	1957	

PUNTS

PUNTS (GAME)

COLTS MOST

12	at NYJ, Sept. 25, 1977
12	at Buf, Oct. 6, 1996
11	at Chi, Oct. 10, 1954
11	at S.F., Nov. 29, 1964
11	at Mia, Nov. 11, 1973
11	at N.E., Oct. 19, 1975

OPP MOST (GAME)

11	vs. NYJ Sept. 19, 1971
11	at K.C. Sept. 2, 1979
11	at Buf Oct. 6, 1996
11	vs. Hou Dec. 1, 2002
11	vs. Cin Oct. 19, 2014

MOST BOTH TEAMS

23	at Buf, Oct. 6, 1996
21	at K.C. Sept. 2, 1979
20	vs. Den Spet. 11, 1983
20	vs. Hou Dec. 1, 2002
20	vs. N.O. Oct. 25, 2015

COLTS FEWEST

0	vs. Cle., Nov. 1, 1959
0	vs. Det., Nov. 19, 1967
0	at S.D., Nov. 7, 1976
0	vs. N.E., Sept. 1, 1991
0	vs. Buf., Sept. 23, 2001
0	vs. Ten., Dec. 5, 2004
0	at Hou., Oct. 23, 2005
0	at Jax., Sept. 13, 2020

OPP FEWEST

0	at S.F. 12/13/53
0	vs. G.B. 11/6/60
0	at Dal 9/4/78
0	at Phi 11/15/81
0	at Buf 9/9/90
0	vs. Jax 12/2/07

PUNTS (SEASON)

COLTS

	MOST		FEWEST	
101	1979	42	1961	
98	1984	46	1982	
94	1978	48	2006	
91	1983	49	1966	
88	2011		1967	
			1968	
			2020	

OPP

	MOST		FEWEST	
95	1979	41	1982	
90	2014	47	1973	
			2006	
88	1971	48	1981	
83	1975	50	1959	
	1999	52	2004	
	2014			
82	1987			
	2000			

PUNTING AVERAGE

COLTS (SEASON)

	BEST		WORST	
48.41	2016	34.47	1957	
47.67	2015	36.21	1979	
47.57	2012	37.14	1974	
47.55	2023	37.19	1954	
46.7	2014	37.29	1958	

OPP (SEASON)

	BEST		WORST	
47.52	2016	35.74	1978	
47.50	2014	36.21	1977	
47.04	2012	36.69	1976	
46.41	1960	37.17	1967	
46.30	2019	37.40	1973	

INTERCEPTION RETURN YDS.

INTERCEPTION RETURN YARDS

COLTS MOST (GAME)

144	vs. G.B., Nov. 2, 1958
138	at Chi, Nov. 17, 1957
136	at S.F., Oct. 13, 1968
135	vs. Cle, Dec. 10, 1989
126	at N.E., Dec. 11, 1994

OPP MOST (GAME)

162	at Den, Nov. 27, 1977
161	at G.B., Oct. 19, 2008
143	vs. S.D., Nov. 4, 1984
132	vs. N.E., Nov. 15, 1992
129	vs. NYJ, Dec. 15, 1974

COLTS (SEASON)

	MOST		FEWEST	
577	1959	75	1985	
514	1958	87	1974	
493	1975	97	1988	
483	1968	100	2016	
453	1967	106	1969	

OPP (SEASON)

	MOST		FEWEST	
545	2001	101	2023	
529	1978	109	2020	
469	1953	111	1975	
461	1992	117	1983	
438	1966	119	1964, 2011	

COLTS MOST TDS

4	1959/1965/1968/1975/1996/2012/2015/2020
3	1967/1970/1994/2023

OPP MOST TDS

6	2001
4	1973/1992/2010/2017



REGULAR TEAM

PUNT RETURNS

PUNT RETURNS

COLTS MOST (GAME)

9	at L.A. Rams, Nov. 22, 1964
9	vs. L.A. Rams, Nov. 27, 1966
9	at K.C., Sept. 2, 1979
8	vs. Det., Oct. 10, 1965
8	vs. NYJ, Sept. 19, 1971
8	vs. T.B., Oct. 3, 1976
8	at N.E., Nov. 11, 1990
8	vs. Buf., Oct. 13, 1974
8	vs. Den., Oct. 22, 1978
8	vs. S.D., Nov. 26, 1989
8	vs. N.O., Oct. 25, 2015

COLTS (SEASON)

MOST		FEWEST	
53	1963	12	1981
48	1955	14	1982
48	1964	22	2008
45	1965		2016
	1966	23	1960
	2014		2006
		24	1973
			2004
			2005
			2018
			2019

OPP (SEASON)

MOST		FEWEST	
62	1984	15	1960
55	1983	17	2016
53	1978	18	1961
52	1986	19	1963
51	1975		1968
	1989		2017

PUNT RETURN YARDS

COLTS MOST (GAME)

195	vs. Car., Dec. 22, 2019
164	vs. NYJ, Sept. 19, 1971
148	at G.B., Oct. 14, 1956
141	vs. S.D., Nov. 3, 1996
124	at N.E., Nov. 11, 1990
111	vs. Buf., Nov. 25, 2012

OPP MOST (GAME)

145	vs. Stl., Nov. 10, 2013
123	at K.C., Nov. 2, 1980
117	vs. N.E., Nov. 15, 2009
117	at N.E., Nov. 18, 2012
114	at G.B., Dec. 7, 1968

COLTS LEAST (GAME)

-8	at S.D., Oct. 23, 1988
-5	at Pit., Nov. 22, 1992
-5	at S.D., Nov. 11, 2007

OPP LEAST (GAME)

-5	vs. Hou., Sept. 13, 1992
-4	vs. Phi., Dec. 6, 1970
-3	vs. Hou., Dec. 31, 2017

COLTS (SEASON)

MOST		FEWEST	
485	1963	56	1981
453	1964	78	1982
449	1985	108	2011
447	1996	127	1960
439	1975	129	1973

OPP (SEASON)

MOST		FEWEST	
642	1983	48	1960
600	1984	62	1968
572	1985	71	1955
558	1989	80	2017
550	2011	93	2018

COLTS MOST TDS (SEASON)

2	2019
---	------

OPP MOST TDS (SEASON)

3	2015
2	1956

FAIR CATCHES

COLTS MOST (GAME)

6	vs. Cin., Oct. 19, 2014
6	vs. Jax., Oct. 4, 2015
5	vs. Det., Dec. 7, 1969
5	at N.E., Oct. 3, 1971
5	vs. L.A. Rams, Nov. 8, 1971
5	vs. G.B., Oct. 7, 2012
5	vs. Den., Oct. 27, 2019

OPP MOST (GAME)

6	at S.F., Oct. 13, 1968
6	vs. Jax., Oct. 22, 2017
5	at Mia., Nov. 11, 1979

MOST (SEASON)

COLTS		OPP	
34	1971	27	2017
28	2015	24	1979
	2018		
26	1970	23	2015
25	2005	22	2010
	2013	21	1973
	2014		2000
24	1992		2011
	2010		
	2011		

KICKOFF RETURNS

KICKOFF RETURNS

COLTS MOST (GAME)

9	at Chi., Oct. 21, 1956
9	at N.E., Nov. 18, 1979
9	at Buf., Sept. 21, 1997
9	at Bal., Dec. 2, 2001
9	vs. S.D., Nov. 28, 2010

OPP MOST (GAME)

10	vs. Buf., Dec. 12, 1976
10	vs. Den., Oct. 31, 1988
9	at N.O., Sept. 28, 2003
9	vs. Ten., Dec. 5, 2004

COLTS (SEASON)

MOST		FEWEST	
84	1981	17	2018
	2001	28	2017
74	1978	31	2011
74	1986		2019
71	1998	32	1971
70	1979		2016
		34	1958

OPP (SEASON)

MOST		FEWEST	
93	2003	8	2015
92	2004	19	2011
89	2005		2019
87	2001	24	2017
83	1999	25	1982
		26	2014

KICKOFF RETURN YARDS

COLTS MOST (GAME)

274	vs. NYJ, Sept. 24, 1972
252	vs. S.D., Dec. 26, 2004
225	vs. Pit., Nov. 28, 2022
219	at Dal., Sept. 4, 1978
213	vs. Sea., Sept. 14, 1997
212	at Cle., Oct. 11, 2020
212	at Dal., Dec. 4, 2022
204	at Chi., Oct. 21, 1956
204	vs. Cin., Oct. 11, 1981



REGULAR TEAM

OPP MOST (GAME)

268	at Sea, Oct. 15, 2000
266	at Hou, Oct. 23, 2005
249	vs. NYJ, Nov. 16, 2003
233	at Hou, Sept. 23, 2007
230	vs. Chi, Oct. 4, 1958
230	vs. N.E., Dec. 21, 1975

COLTS LEAST (GAME)

0 (43 times) Last: vs. Car Dec. 22, 2019

OPP LEAST (GAME)

-2 at G.B., Oct. 19, 2008

COLTS (SEASON)

MOST		FEWEST	
1,832	2001	200	2023
1,651	1981	337	2018
1,648	1978	578	2011
1,545	2004	590	2017
1,510	2003	679	1971

OPP (SEASON)

MOST		FEWEST	
2,029	2006	156	2015
	2007	391	2023
2,006	2001	441	2017
1,999	2003	470	2019
1,978	2005	538	1992
1,960	2004	551	1993

COLTS MOST TDS (SEASON)

2 1958/1968

OPP MOST TDS (SEASON)

3 2007
2 1977/2003/2006

COMEBACKS AND LEADS LOST

COLTS LARGEST COMEBACKS

Deficit	Date	Opponent	Trailed/Qtr.	Result
28*	1/4/2014	Kansas City	10-38/3rd	W 45-44
21	11/9/1975	@ Buffalo	7-28/2nd	W 42-35
21	9/10/1995	@ N.Y. Jets	3-24/3rd	W 27-24 OT
21	10/8/1995	@ Miami	3-24/3rd	W 27-24 OT
21	10/6/2003	@ Tampa Bay	14-35/4th	W 38-35 OT
21	10/18/2020	Cincinnati	0-21/2nd	W 31-27
20	11/30/1958	San Francisco	7-27/3rd	W 35-27
18	12/18/1977	New England	3-21/3rd	W 30-24
18	10/9/1977	Miami	10-29/2nd	W 45-28
18	9/15/1996	@ Dallas	3-21/2nd	W 25-24
18	10/7/2012	Green Bay	3-21/3rd	W 30-27
18	11/3/2013	@ Houston	6-24/3rd	W 27-24
17	10/12/1958	@ Green Bay	0-17/2nd	W 24-17
17	11/29/1970	Chicago	0-17/2nd	W 21-20
17	12/27/1992	@ Cincinnati	0-17/3rd	W 21-17
17	10/17/2005	St. Louis	0-17/2nd	W 45-28
17	10/5/2008	@ Houston	10-27/4th	W 31-27
17	11/15/2009	New England	14-31/4th	W 35-34
17	11/29/2009	@ Houston	0-17/2nd	W 35-27

*Postseason

COLTS LARGEST LEADS LOST

Lead	Date	Opponent	Ahead / Qtr.	Result
33	12/18/2022	@ Minnesota	33-0/3rd	L 36-39 OT
26	9/21/1997	@ Buffalo	26-0/2nd	L 35-37
24	10/20/1957	@ Detroit	27-3/3rd	L 27-31
21	10/27/1957	Green Bay	21-0/4th	L 21-24
21	10/18/1998	@ San Francisco	21-0/2nd	L 31-34
21	9/19/1999	@ New England	28-7/2nd	L 28-31
21	9/10/2000	Oakland	21-0/2nd	L 31-38
19	10/11/2021	@ Baltimore	22-3/3rd	L 25-31 OT
19	12/11/1983	@ Denver	19-0/4th	L 19-21
17	9/9/1979	Tampa Bay	17-0/2nd	L 26-29
17	10/9/1988	@ Buffalo	17-0/2nd	L 23-34
17	10/9/2011	Kansas City	24-7/2nd	L 24-28
17	12/27/2020	@ Pittsburgh	24-7/3rd	L 24-28
14	10/31/2021	Tennessee	14-0/2nd	L 31-34 OT
14	10/1/1978	Philadelphia	14-0/4th	L 14-17
14	12/8/1991	@ New England	17-3/3rd	L 17-23 OT
14	9/18/1994	@ Pittsburgh	14-0/2nd	L 21-31
14	10/23/1994	Washington	17-3/2nd	L 27-41
14	11/29/1998	@ Baltimore	24 -10/2nd	L 31-38
14	12/6/1998	@ Atlanta	21-7/2nd	L 21-28
14	11/18/2001	@ New Orleans	14-0/1st	L 20-34
14	12/3/2006	@ Tennessee	14-0/2nd	L 17-20
14	10/16/2016	@ Houston	23-9/4th	L 23-26 OT



PLAYOFF INDIVIDUAL

SERVICE

MOST GAMES:

21	Reggie Wayne, 2002-14
19	Peyton Manning, 1998-11
19	Jeff Saturday, 1999-11
18	Justin Snow, 2000-11
18	Robert Mathis, 2003-13
17	Dwight Freeney, 2002-12
16	Raheem Brock, 2002-09
16	Ryan Diem, 2002-11
16	Marvin Harrison, 1996-08
15	Gary Brackett, 2003-10
15	Hunter Smith, 1999-08
15	Adam Vinatieri, 2006-18
13	Tarik Glenn, 1997-06
13	Antoine Bethea, 2006-13
12	Dallas Clark, 2003-11

SCORING

MOST POINTS

CAREER:

121	Adam Vinatieri, 2006-18
56	Reggie Wayne, 2001-14
54	Mike Vanderjagt, 1998-05
30	Edgerrin James, 1999-05
26	Jim O'Brien, 1970-72

GAME:

Colts:

18	Tom Matte at Cle, Dec. 29, 1968 (3 TD rushing)
15	Adam Vinatieri at Bal, Jan. 13, 2007
14	Adam Vinatieri vs. Cin, Jan. 4, 2015
12	(16 times) Last: LaVon Brazill at N.E., Jan. 11, 2014

Opp:

24	LeGarrette Blount at N.E., Jan. 11, 2014 (4 TD rushing)
18	Gary Collins at Cle, Dec. 27, 1964 (3 TD receiving)
	Dave Casper vs. Oak, Dec. 24, 1977 (3 TD receiving)
	LeGarrette Blount at N.E., Jan. 19, 2015 (3 TD rushing)
	Adam Vinatieri at N.E., Jan. 18, 2004
14	Ryan Succop vs. K.C., Jan. 4, 2014
14	Stevan Ridley at N.E., Jan. 11, 2014
13	Al Del Greco vs. Ten, Jan. 16, 2000
12	(11 times) Last: Knile Davis vs. K.C., Jan. 4, 2014

MOST TOUCHDOWNS

CAREER:

9	Reggie Wayne, 2001-14
5	Edgerrin James, 1999-05
4	Dallas Clark, 2003-11
4	Joseph Addai, 2006-11
3	Tom Matte, 1961-72
3	Peyton Manning, 1998-11
3	Brandon Stokley, 2003-06
3	T.Y. Hilton, 2012-18

GAME:

Colts:

3	Tom Matte at Cle, Dec. 29, 1968 (3 TD rushing)
2	(13 times) Last: LaVon Brazill at N.E., Jan. 11, 2014

Opp:

4	LeGarrette Blount at N.E., Jan. 11, 2014 (4 TD rushing)
3	Gary Collins at Cle, Dec. 27, 1964 (3 TD receiving)
3	Dave Casper vs. Oak, Dec. 24, 1977 (3 TD receiving)
3	LeGarrette Blount at N.E., Jan. 18, 2015 (3 TD rushing)
2	(10 times) Last: LaDainian Tomlinson vs. NYJ, Jan. 8, 2011

MOST POINTS KICK-SCORING

CAREER:

121	Adam Vinatieri, 2006-18
54	Mike Vanderjagt, 1998-05
26	Jim O'Brien, 1970-72
25	Matt Stover, 2009
21	Lou Michaels, 1964-69
21	Cary Blanchard, 1995-97

GAME:

Colts:

15	Adam Vinatieri at Bal, Jan. 13, 2007
14	Adam Vinatieri vs. Cin, Jan. 4, 2015
12	Adam Vinatieri vs. N.E., Jan. 21, 2007
12	Matt Stover vs. NYJ, 1/24/2010
11	Mike Vanderjagt vs. Denver, 1/4/2004
11	Adam Vinatieri vs. K.C., Jan. 6, 2007
11	Adam Vinatieri vs. Chi, Feb. 4, 2007*

Opp:

16	Adam Vinatieri at N.E., Jan. 18, 2004
14	Ryan Succop vs. K.C., Jan. 4, 2014
13	Al Del Greco vs. Ten, Jan. 16, 2000
11	John Hall at NYJ, Jan. 4, 2003
11	Garrett Hartley vs. N.O., Feb. 7, 2010*

MOST FIELD GOALS

CAREER:

30	Adam Vinatieri, 2006-18
11	Mike Vanderjagt, 1998-05
6	Jim O'Brien, 1970-72
6	Matt Stover, 2009
4	Lou Michaels, 1964-69
4	Cary Blanchard, 1995-97

GAME:

Colts:

5	Adam Vinatieri at Bal, Jan. 13, 2007
4	Adam Vinatieri vs. Cin, Jan. 4, 2015
3	Cary Blanchard at Pit, Jan. 14, 1996
3	Mike Vanderjagt vs. Ten, Jan. 16, 2000
3	Mike Vanderjagt at Mia, Dec. 30, 2000
3	Adam Vinatieri vs. K.C., Jan. 6, 2007
3	Adam Vinatieri vs. N.E., Jan. 21, 2007
3	Adam Vinatieri vs. Chi, Feb. 4, 2007*
3	Matt Stover vs. NYJ, Jan. 24, 2010
3	Adam Vinatieri vs. NYJ, Jan. 8, 2011
3	Adam Vinatieri at Bal, Jan. 6, 2013

Opp:

5	Adam Vinatieri at N.E., 1/18/2004
4	Al Del Greco vs. Ten, 1/16/2000
3	Pat Sumnerall vs. NYG, 12/27/1959
3	Jim Turner vs. N.Y. Jets, 1/12/1969*
3	Garrett Hartley vs. N.O., 2/7/2010*

MOST FIELD GOAL ATTEMPTS

CAREER:

35	Adam Vinatieri, 2006-18
14	Jim O'Brien, 1970-72
14	Mike Vanderjagt, 1998-05
8	Lou Michaels, 1964-69
7	Cary Blanchard, 1995-97
7	Matt Stover, 2009

GAME:

Colts:

5	Adam Vinatieri at Bal, Jan. 13, 2007 (5-5)
4	Jim O'Brien vs. Oak, Jan. 3, 1971 (2-4)
4	Cary Blanchard at Pit, Jan. 14, 1996 (3-4)
4	Mike Vanderjagt at Mia, Dec. 30, 2000 (3-4)
4	Adam Vinatieri vs. Chi, Feb. 4, 2007* (3-4)
4	Adam Vinatieri at Bal, Jan. 6, 2013 (3-4)
4	Adam Vinatieri vs. Cin, Jan. 4, 2015 (4-4)



PLAYOFF INDIVIDUAL

Opp:

- 5 Adam Vinatieri at N.E., Jan. 18, 2004 (5-5)
- 4 Al Del Greco vs. Ten, Jan. 16, 2000 (4-4)
- 3 (8 times) Last: Garrett Hartley vs. N.O., Feb. 7, 2010* (3-3)

LONGEST FIELD GOAL COLTS

- 53 Adam Vinatieri vs. Cin, Jan. 4, 2015
- 52 Adam Vinatieri at Bal, Jan. 6, 2013
- 51 Adam Vinatieri at Bal, Jan. 13, 2007
- 50 Mike Vanderjagt at Mia, Dec. 30, 2000
- 50 Adam Vinatieri vs. K.C., Jan. 6, 2007
- 50 Adam Vinatieri vs. NYJ, Jan. 8, 2011
- 48 Adam Vinatieri vs. K.C., Jan. 6, 2007
- 48 Adam Vinatieri at Bal, Jan. 13, 2007

LONGEST FIELD GOAL OPP.

- 57 Mike Nugent vs. Cin, Jan. 4, 2015
- 54 John Carney at S.D., Dec. 31, 1995
- 54 Tyler Bass at Buf, Jan. 9, 2021
- 51 Matt Stover at Bal, Jan. 13, 2007
- 50 Norm Johnson at Pit, Dec. 29, 1996
- 49 Al Del Greco vs. Ten, Jan. 16, 2000

MOST POINT AFTER ATTEMPTS**CAREER:**

- 31 Adam Vinatieri, 2006-18
- 21 Mike Vanderjagt, 1998-05
- 9 Lou Michaels, 1964-69
- 9 Cary Blanchard, 1995-97
- 8 Jim O'Brien, 1970-72

GAME:**Colts:**

- 7 Mike Vanderjagt vs. Den, Jan. 9, 2005
- 6 Adam Vinatieri vs. K.C., Jan. 4, 2014
- 5 Cary Blanchard at S.D., Dec. 31, 1995
- 5 Mike Vanderjagt vs. Den, Jan. 4, 2004
- 5 Mike Vanderjagt at K.C. Jan. 11, 2004

Opp:

- 6 Stephen Gostkowski at N.E., Jan. 18, 2015
- 5 Matt Bahr at Cle, Jan. 9, 1988
- 5 John Hall at NYJ, Jan. 4, 2003
- 5 Ryan Succop vs. K.C., Jan. 4, 2014
- 5 Stephen Gostkowski at N.E., Jan. 11, 2014
- 4 (7 times) Last: Nate Kaeding vs. S.D., Jan. 13, 2008

RUSHING

MOST ATTEMPTS**CAREER:**

- 158 Joseph Addai, 2006-11
- 157 Edgerrin James, 1999-05
- 98 Dominic Rhodes, 2001-06, 2008, 2010

GAME:**Colts:**

- 26 Lydell Mitchell at Pit, Dec. 27, 1975 (26-63)
- 26 Edgerrin James at K.C., Jan. 11, 2004 (26-125)
- 25 Norm Bulaich vs. Cin, Dec. 26, 1970 (25-116)
- 25 Joseph Addai vs. K.C., Jan. 6, 2007 (25-122)

Opp:

- 40 Lamar Smith at Mia, Dec. 30, 2000
- 30 Matt Snell vs. NYJ, Jan. 12, 1969* (30-121)
- 30 LeGarrette Blount at N.E., Jan. 18, 2015
- 27 Jim Brown at Cle, Dec. 27, 1964 (27-114)
- 27 Franco Harris at Pit, Dec. 27, 1975 (27-153)

MOST YARDS**CAREER:**

- 621 Joseph Addai, 2006-11
- 616 Edgerrin James, 1999-05
- 407 Dominic Rhodes, 2001-06, 2008, 2010

GAME:**Colts:**

- 148 Marlon Mack at Hou, Jan. 5, 2019 (24-148)
- 147 Zack Crockett at S.D., Dec. 31, 1995 (13-147)
- 125 Edgerrin James at K.C., Jan. 11, 2004 (26-125)
- 122 Joseph Addai vs. K.C., Jan. 6, 2007 (25-122)
- 116 Tom Matte vs. NYJ, Jan. 12, 1969* (11-116)
- 116 Norm Bulaich vs. Cin, Dec. 26, 1970 (25-116)

Opp:

- 209 Lamar Smith at Mia, Dec. 30, 2000 (40-209)
- 176 Priest Holmes at K.C., Jan. 11, 2004 (24-176)
- 166 LeGarrette Blount at N.E., Jan. 11, 2014
- 162 Eddie George vs. Ten, Jan. 16, 2000 (26-162)
- 153 Franco Harris at Pit, Dec. 27, 1975 (27-153)
- 148 LeGarrette Blount at N.E., Jan. 18, 2015
- 144 Corey Dillon at N.E., Jan. 16, 2005 (23-144)

HIGHEST AVERAGE (MIN. 15 CARRIES)**CAREER:**

- 8.1 Zack Crockett, 1995-97
- 5.9 Marlon Mack, 2017-18
- 4.4 John Unitas, 1956-72
- 4.2 Alan Ameche, 1955-60
- 4.2 Tom Matte, 1961-72
- 4.2 Dominic Rhodes, 2001-06, 2008, 2010

GAME:**Colts:**

- 11.3 Zack Crockett at S.D., Dec. 31, 1995
- 10.6 Tom Matte vs. NYJ, Jan. 12, 1969*
- 6.2 Marlon Mack at Hou, Jan. 5, 2019
- 5.5 Jerry Hill at Cle, Dec. 29, 1968

Opp:

- 7.5 Thomas Jones vs. Chi, Feb. 4, 2007*
- 7.3 Franco Harris vs. Pit, Dec. 19, 1976
- 7.3 Priest Holmes at K.C., Jan. 11, 2004

MOST RUSHING TOUCHDOWNS**CAREER:**

- 5 Edgerrin James, 1999-05
- 4 Joseph Addai, 2006-11
- 3 Tom Matte, 1961-72
- 3 Peyton Manning, 1998-11

GAME:**Colts:**

- 3 Tom Matte at Cle, Dec. 29, 1968
- 2 Alan Ameche at NYG, Dec. 28, 1958
- 2 Edgerrin James at K.C., Jan. 11, 2004
- 2 Norm Bulaich vs. Oak, Jan. 3, 1971
- 2 Don Nottingham at Cle, Dec. 26, 1971
- 2 Ron Lee vs. Oak, Dec. 24, 1977
- 2 Zack Crockett at S.D., Dec. 31, 1995

Opp:

- 4 LeGarrette Blount at N.E., Jan. 11, 2014
- 3 LeGarrette Blount at N.E., Jan. 18, 2015
- 2 Reggie Harrison vs. Pit, Dec. 19, 1976
- 2 Jerome Bettis at Pit, Dec. 29, 1996
- 2 Kordell Stewart at Pit, Dec. 29, 1996
- 2 Lamar Smith at Mia, Dec. 30, 2000
- 2 LaMont Jordan at N.Y. Jets, Jan. 4, 2003
- 2 Priest Holmes at K.C., Jan. 11, 2004
- 2 Darren Sproles at S.D., Jan. 3, 2009
- 2 LaDainian Tomlinson vs. NYJ, Jan. 8, 2011

LONGEST RUSH**LONGEST RUSH****Colts:**

- 66t Zack Crockett at S.D., Dec. 31, 1995
- 58t Tom Matte vs. NYJ, Jan. 12, 1969*
- 36t Dominic Rhodes vs. Chi, Feb. 4, 2007*



PLAYOFF INDIVIDUAL

Opp:

73t LeGarrette Blount at N.E., Jan. 11, 2014
 68t Eddie George vs. Ten, Jan. 16, 2000
 52 Thomas Jones vs. Chi, Feb. 4, 2007*
 50 Franco Harris vs. Pit, Dec. 19, 1976

LONGEST RUSHING TOUCHDOWN**LONGEST RUSHING TOUCHDOWN****Colts:**

66t Zack Crockett at S.D., Dec. 31, 1995
 33t Zack Crockett at S.D., Jan. 31, 1995
 13t Ron Lee vs. Oak, Dec. 24, 1977
 12t Tom Matte at Cle, Dec. 27, 1968

Opp:

73t LeGarrette Blount at N.E., Jan. 11, 2014
 68t Eddie George vs. Ten, Jan. 16, 2000
 36t Tyreek Hill at K.C., Jan. 12, 2019
 31t Jon Witman at Pit, Dec. 29, 1996
 30t Clarence Davis vs. Oak, Dec. 24, 1977

PASSING**MOST ATTEMPTS****CAREER:**

718 Peyton Manning, 1998-11
 328 Andrew Luck, 2012-18
 226 John Unitas, 1956-72

GAME:**Colts:**

54 Andrew Luck at Bal, Jan. 6, 2013 (28-54-288-0-1)
 48 Peyton Manning vs. S.D., Jan. 13, 2008 (33-48-402-3-2)
 47 Peyton Manning at N.E., Jan. 18, 2004 (23-47-237-1-4)
 47 Peyton Manning vs. N.E., Jan. 21, 2007 (27-47-349-1-1)
 46 Philip Rivers at Buf, Jan. 9, 2021 (27-46-309-2-0)
 45 Peyton Manning vs. N.O., Feb. 7, 2010* (31-45-333-1-1)
 45 Andrew Luck vs. K.C., Jan. 4, 2014 (29-45-443-4-3)
 44 Peyton Manning vs. Bal, Jan. 16, 2010 (30-44-246-2-1)
 44 Andrew Luck vs. Cin, Jan. 4, 2015 (31-44-376-1-0)
 43 Andrew Luck at Den, Jan. 11, 2015 (27-43-265-2-2)

Opp:

47 Stan Humphries at S.D., Dec. 31, 1995 (23-47-292-2-4)
 46 Alex Smith vs. K.C., Jan. 4, 2014 (30-46-363-4-0)
 46 Peyton Manning vs. Den, Jan. 11, 2015 (26-46-211-1-0)
 44 Joe Kapp vs. Min, Dec. 22, 1968 (26-44-287-2-2)
 41 Neil O'Donnell at Pit, Jan. 14, 1996 (25-41-205-1-1)
 41 Patrick Mahomes at K.C., Jan. 19, 2019 (27-41-278-0-0)
 40 Kenny Stabler vs. Oak, Dec. 24, 1977 (21-40-345-3-2)

MOST COMPLETIONS**CAREER:**

453 Peyton Manning, 1998-11
 185 Andrew Luck, 2012-18
 120 John Unitas, 1956-72

GAME:**Colts:**

33 Peyton Manning vs. S.D., Jan. 13, 2008 (33-48-402-3-2)
 31 Peyton Manning vs. N.O., Feb. 7, 2010* (31-45-333-1-1)
 31 Andrew Luck vs. Cin, Jan. 4, 2015 (31-44-376-1-0)
 30 Peyton Manning vs. K.C., Jan. 6, 2007 (30-38-268-1-3)
 30 Peyton Manning vs. Bal, Jan. 16, 2010 (30-44-246-2-1)

Opp:

32 Drew Brees vs. N.O., Feb. 7, 2010* (32-39-288-2-0)
 30 Alex Smith vs. K.C., Jan. 4, 2014 (30-46-363-4-0)
 27 Patrick Mahomes at K.C., Jan. 12, 2019 (27-41-278-0-0)
 26 Joe Kapp vs. Min, Dec. 22, 1968 (26-44-287-2-2)
 26 Peyton Manning vs. Den, Jan. 11, 2015 (26-46-211-1-0)
 26 Josh Allen at Buf, Jan. 9, 2021 (26-35-324-2-0)
 25 Neil O'Donnell at Pit, Jan. 14, 1996 (25-41-205-1-1)
 24 Jake Plummer vs. Den, Jan. 9, 2005 (24-34-284-2-1)

MOST YARDS**CAREER:**

5389 Peyton Manning, 1998-11
 2,254 Andrew Luck, 2012-18
 1663 John Unitas, 1956-72

GAME:**Colts:**

458 Peyton Manning vs. Den, Jan. 9, 2005 (27-33-458-4-1)
 436 Andrew Luck vs. K.C., Jan. 4, 2014 (29-45-436-4-3)
 402 Peyton Manning vs. S.D., Jan. 13, 2008 (33-48-402-3-2)
 377 Peyton Manning vs. Den, Jan. 4, 2004 (22-26-377-5-0)
 377 Peyton Manning vs. N.Y. Jets, Jan. 24, 2010 (26-39-377-3-0)
 376 Andrew Luck vs. Cin, Jan. 4, 2015 (31-44-376-1-0)
 349 John Unitas at N.Y. Giants, Dec. 28, 1958 (26-40-349-1-1)
 349 Peyton Manning vs. N.E., Jan. 21, 2007 (27-47-349-1-1)

Opp:

363 Alex Smith vs. K.C., Jan. 4, 2014 (30-46-363-4-0)
 345 Kenny Stabler vs. Oak, Dec. 24, 1977 (21-40-345-3-2)
 324 Josh Allen at Buf, Jan. 9, 2021 (26-35-324-2-0)
 292 Stan Humphries at S.D., Dec. 31, 1995 (23-47-292-2-4)
 288 Drew Brees vs. N.O., Feb. 7, 2010* (32-39-288-2-0)

HIGHEST COMPLETION PERCENTAGE**(MIN. 50 ATT/CAREER, 15 ATT/GAME)****CAREER:**

63.1 Peyton Manning, 1998-11
 56.4 Andrew Luck, 2012-18
 53.1 John Unitas, 1956-72

GAME:**Colts:**

84.6 Peyton Manning vs. Den, Jan. 4, 2004 (22-26-377-5-0)
 81.8 Peyton Manning vs. Den, Jan. 9, 2005 (27-33-458-4-1)
 78.9 Peyton Manning vs. K.C., Jan. 6, 2007 (30-38-268-1-3)

Opp:

82.1 Drew Brees vs. N.O., Feb. 7, 2010* (32-39-288-2-0)
 77.8 Terry Bradshaw vs. Pit, Dec. 19, 1976 (14-18-264-3-1)
 76.7 Jake Plummer vs. Den, Jan. 4, 2004 (23-30-181-1-2)

MOST TOUCHDOWN PASSES**CAREER:**

29 Peyton Manning, 1998-11
 12 Andrew Luck, 2012-18
 7 John Unitas, 1956-72

GAME:**Colts:**

5 Peyton Manning vs. Den, Jan. 4, 2004 (22-26-377-5-0)
 4 Peyton Manning vs. Den, Jan. 2005 (27-33-458-4-1)
 4 Andrew Luck vs. K.C., Jan. 4, 2014 (29-45-436-4-3)
 3 Peyton Manning at K.C., Jan. 11, 2004 (22-30-304-3-0)
 3 Peyton Manning vs. S.D., Jan. 13, 2008 (33-48-402-3-2)
 3 Peyton Manning vs. N.Y. Jets, Jan. 24, 2010 (26-39-377-3-0)

Opp:

4 Alex Smith vs. K.C., Jan. 4, 2014 (30-46-363-4-0)
 3 Frank Ryan at Cle, Dec. 27, 1964 (11-18-206-3-1)
 3 Terry Bradshaw vs. Pit, Dec. 19, 1976 (14-18-264-3-0)
 3 Kenny Stabler vs. Oak, Dec. 24, 1977 (21-40-345-3-2)
 3 Bernie Kosar at Cle, Jan. 9, 1988 (20-31-229-3-1)
 3 Chad Pennington at N.Y. Jets, Jan. 4, 2003 (19-25-222-3-0)
 3 Philip Rivers vs. S.D., Jan. 13, 2008 (14-19-264-3-1)
 3 Tom Brady at N.E., Jan. 18, 2015 (23-35-226-3-1)
 2 (9 times) Last: Josh Allen at Buf, Jan. 9, 2021 (26-35-324-2-0)

MOST PASSES HAD INTERCEPTED**CAREER:**

19 Peyton Manning, 1998-11
 13 Andrew Luck, 2012-18
 10 John Unitas, 1956-72



PLAYOFF INDIVIDUAL

GAME:**Colts:**

- 4 Peyton Manning at N.E., Jan. 18, 2004 (23-47-237-1-4)
- 4 Andrew Luck at N.E., Jan. 11, 2014 (20-41-331-2-4)
- 3 Earl Morrall vs. N.Y. Jets, Jan. 12, 1969* (6-17-71-0-3)
- 3 John Unitas at Mia, Jan. 2, 1972 (20-36-224-0-3)
- 3 Peyton Manning vs. K.C., Jan. 6, 2007 (30-39-268-1-3)
- 2 Andrew Luck vs. K.C., Jan. 4, 2014 (29-45-436-4-3)
- 2 (9 times) Last: Andrew Luck at N.E., Jan. 18, 2015 (12-33-126-0-2)

Opp:

- 4 Stan Humphries at S.D., Dec. 31, 1995 (23-47-292-2-4)
- 3 George Blanda vs. Oak, Jan. 3, 1971 (17-32-271-2-3)
- 3 Craig Morton vs. Dal, Jan. 17, 1971* (12-26-127-1-3)
- 3 Bill Nelsen at Cle, Dec. 26, 1971 (9-21-104-0-3)
- 3 Steve Bono at K.C., Jan. 7, 1996 (11-25-122-1-3)
- 3 Jay Fiedler at Mia, Dec. 30, 2000 (19-34-185-1-3)

LONGEST PASS PLAY**LONGEST PASS PLAY****Colts:**

- 87t Peyton Manning to Brandon Stokley vs. Den, Jan. 4, 2004
- 75t John Unitas to John Mackey vs. Dal, Jan. 17, 1971*
- 72t Peyton Manning to Reggie Wayne at S.D., Jan. 3, 2009
- 68t John Unitas to Ray Perkins vs. Oak, Jan. 3, 1971

Opp:

- 80t Mark Sanchez to Braylon Edwards vs. N.Y. Jets, Jan. 24, 2010
- 79t Alex Smith to Donnie Avery vs. K.C., Jan. 4, 2014
- 76t Terry Bradshaw to Frank Lewis vs. Pit, Dec. 19, 1976
- 75t Bob Griese to Paul Warfield at Mia, Jan. 2, 1972

RECEIVING**MOST RECEPTIONS****CAREER:**

- 93 Reggie Wayne, 2001-14
- 65 Marvin Harrison, 1996-08
- 64 Dallas Clark, 2003-11

GAME:**Colts:**

- 13 T.Y. Hilton vs. K.C., Jan. 4, 2014 (13-224, 2 TDs)
- 12 Raymond Berry at NYG, Dec. 28, 1958 (12-178, 1 TD)
- 11 Pierre Garcon vs. NYJ, Jan. 24, 2010 (11-151, 1 TD)
- 10 Reggie Wayne vs. Den, Jan. 9, 2005 (10-221, 2 TDs)
- 10 Joseph Addai vs. Chi, Feb. 4, 2007* (10-66)
- 10 Daniel Herron vs. Cin, Jan. 4, 2015 (10-85)
- 9 Dallas Clark vs. K.C., Jan. 6, 2007 (9-103)
- 9 Joseph Addai vs. S.D., Jan. 13, 2008 (9-67)
- 9 Reggie Wayne at Bal, Jan. 6, 2013 (9-114)

Opp:

- 10 Ronnie Harmon at S.D., Dec. 31, 1995 (10-133)
- 9 Bob Schnelker vs. NYG, Dec. 27, 1959 (9-175, 1 TD)
- 9 Ray Rice vs. Bal, Jan. 16, 2010 (9-60)
- 9 Julian Edelman at N.E., Jan. 18, 2015 (9-98)

MOST YARDS**CAREER:**

- 1254 Reggie Wayne, 2001-14
- 883 Marvin Harrison, 1996-08
- 847 Dallas Clark, 2003-11

MOST YARDS GAME:**Colts:**

- 224 T.Y. Hilton vs. K.C., Jan. 4, 2014 (13-224, 2 TDs)
- 221 Reggie Wayne vs. Den, Jan. 9, 2005 (10-221, 2 TDs)
- 178 Raymond Berry at NYG, Dec. 28, 1958 (12-178, 1 TD)
- 151 Pierre Garcon vs. NYJ, Jan. 24, 2010 (11-151, 1 TD)
- 148 Willie Richardson vs. Min, Dec. 22, 1968 (6-148)
- 144 Brandon Stokley vs. Den, Jan. 4, 2004 (4-144)

Opp:

- 175 Bob Schnelker vs. NYG, Dec. 27, 1959 (9-175, 1 TD)
- 150 Dwayne Bowe vs. K.C., Jan. 4, 2014 (8-150, 1 TD)
- 145 Anquan Boldin at Bal, Jan. 6, 2013 (5-145, 1 TD)
- 133 George Sauer vs. NYJ, Jan. 12, 1969* (8-133)
- 133 Ronnie Harmon at S.D., Dec. 31, 1995 (10-133)
- 130 Gary Collins at Cle, Dec. 27, 1964 (5-130, 3 TD)
- 128 Stefan Diggs at Buf, Jan. 9, 2021 (6-128, 1TD)
- 125 Paul Warfield at Mia, Jan. 2, 1972 (2-125, 1 TD)
- 113 Cliff Branch vs. Oak, Dec. 24, 1977 (6-113)

HIGHEST AVERAGE**(MIN. 10 REC. 2 REC/GAME)****CAREER:**

- 21.1 Eddie Hinton, 1969-72
- 18.9 Lenny Moore, 1956-67
- 18.9 Willie Richardson, 1963-69, 1971

GAME:**Colts:**

- 42.0 Lenny Moore vs. NYG, Dec. 27, 1959 (3-126, 1 TD)
- 40.0 Ray Perkins vs. Oak, Jan. 3, 1971 (2-80, 1 TD)
- 40.0 John Mackey vs. Dal, Jan. 17, 1971* (2-80, 1 TD)

Opp:

- 62.5 Paul Warfield at Mia, Jan. 2, 1972 (2-125, 1 TD)
- 51.5 Frank Lewis vs. Pit, Dec. 19, 1976 (2-103, 1 TD)
- 50.0 Braylon Edwards vs. NYJ, Jan. 24, 2010 (2-100, 1 TD)

MOST TOUCHDOWN RECEPTIONS**CAREER:**

- 9 Reggie Wayne, 2001-14
- 4 Dallas Clark, 2003-11
- 3 Brandon Stokley, 2003-06
- 3 Pierre Garcon, 2008-11
- 3 T.Y. Hilton, 2012-21
- 2 Austin Collie, 2009-12
- 2 Marvin Harrison, 1996-08
- 2 John Mackey, 1963-71
- 2 Floyd Turner, 1994-95
- 2 LaVon Brazill, 2012-13

GAME:**Colts:**

- 2 Marvin Harrison vs. Den, Jan. 4, 2004
- 2 Brandon Stokley vs. Den, Jan. 4, 2004
- 2 Reggie Wayne vs. Den, Jan. 9, 2005
- 2 T.Y. Hilton vs. K.C., Jan. 4, 2014
- 2 LaVon Brazill at N.E., Jan. 11, 2014

Opp:

- 3 Gary Collins at Cle, Dec. 27, 1964
- 3 Dave Casper vs. Oak, Dec. 24, 1977
- 2 Lynn Swann vs. Pit, Dec. 19, 1976

LONGEST RECEPTION**COLTS:**

- 87t Brandon Stokley from Peyton Manning vs. Den, Jan. 4, 2004
- 75t John Mackey from John Unitas vs. Dal, Jan. 17, 1971*
- 72t Reggie Wayne from Peyton Manning at S.D., Jan. 3, 2009
- 68t Ray Perkins from John Unitas vs. Oak, Jan. 3, 1971
- 64t T.Y. Hilton from Andrew Luck vs. K.C., Jan. 4, 2014
- 60 Lenny Moore from John Unitas at NYG, Dec. 28, 1958

OPP:

- 80t Braylon Edwards from Mark Sanchez vs. N.Y. Jets, 1/24/2010
- 79t Donnie Avery from Alex Smith vs. K.C., 1/4/2014
- 76t Frank Lewis from Terry Bradshaw vs. Pit, 12/19/1976
- 75t Paul Warfield from Bob Griese at Mia, 1/2/1972
- 62t Kyle Rote from Charlie Conerly at N.Y. Giants, 12/28/1958
- 56t Richie Anderson from Chad Pennington at N.Y. Jets, 1/4/2003
- 56t Darren Sproles from Philip Rivers vs. S.D., 1/13/2008



PLAYOFF INDIVIDUAL

YARDS FROM SCRIMMAGE

MOST ATTEMPTS

CAREER:

204 Joseph Addai, 2006-11
 185 Edgerrin James, 1999-05
 109 Dominic Rhodes, 2001-06, 2008, 2010

MOST ATTEMPTS GAME:

Colts:
 32 Joseph Addai vs. K.C., Jan. 6, 2007 (25 rush/7 rec.)
 31 Daniel Herron at Den, Jan. 11, 2015 (23 rush/8 rec.)
 30 Lydell Mitchell at Pit, Dec. 27, 1975 (26 rush/4 rec.)
 29 Joseph Addai vs. Chi, Feb. 4, 2007* (19 rush/10 rec.)

Opp:

43 Lamar Smith at Mia, Dec. 30, 2000 (40 rush/3 rec.)
 34 Matt Snell vs. N.Y. Jets, Jan. 12, 1969* (30 rush/4 rec.)
 30 Jim Brown at Cle, Dec. 27, 1964 (27 rush/3 rec.)
 30 LeGarrette Blount at N.E., Jan. 18, 2015 (30 rush)
 30 Damien Williams at K.C., Jan. 12, 2019 (25 rush/5 rec.)

MOST YARDS

CAREER:

1254 Reggie Wayne, 2001-14
 919 Joseph Addai, 2006-11
 883 Marvin Harrison, 1996-08

GAME:

Colts:
 224 T.Y. Hilton vs. K.C., Jan. 4, 2014 (224 rec.)
 221 Reggie Wayne vs. Den, Jan. 9, 2005 (221 rec.)
 178 Raymond Berry at NYG, Dec. 28, 1958 (178 rec.)
 157 Zack Crockett at S.D., Dec. 31, 1995 (147 rush/10 rec.)

Opp:

227 Lamar Smith at Mia, Dec. 30, 2000 (209 rush/18 rec.)
 208 Priest Holmes at K.C., Jan. 11, 2004 (176 rush/32 rec.)
 176 Eddie George vs. Ten, Jan. 16, 2000 (162 rush/14 rec.)
 175 Bob Schnelker vs. NYG, Dec. 27, 1959 (175 rec.)

PUNTING

MOST PUNTS

CAREER:

60 David Lee, 1966-78
 52 Hunter Smith, 1999-08
 39 Pat McAfee, 2009-14

GAME:

Colts:
 12 David Lee vs. Oak, Dec. 24, 1977
 9 David Lee at Pit, Dec. 27, 1975
 8 Tom Gilburg at G.B., Dec. 26, 1965
 8 Chris Gardocki at Pit, Dec. 29, 1996

Opp:

9 Ron Widby vs. Dal, Jan. 17, 71*
 8 Dave Lewis vs. Cin, Dec. 26, 1970
 8 Ray Guy vs. Oak, Dec. 24, 77
 8 Kevin Huber vs. Cin, Jan. 4, 2015

MOST PUNT YARDS

CAREER:

2397 David Lee, 1966-78
 2288 Hunter Smith, 1999-08
 1830 Pat McAfee, 2009-14

GAME:

Colts:
 438 David Lee vs. Oak, Dec. 24, 1977
 361 David Lee at Pit, Dec. 27, 1975
 340 Hunter Smith vs. Ten, Jan. 16, 2000

Opp:

380 Kevin Huber vs. Cin, Jan. 4, 2015
 377 Ron Widby vs. Dal, Jan. 17, 1971*
 374 Ray Guy vs. Oak, Dec. 24, 1977
 316 Mike Scifres at S.D., Jan. 3, 2009

HIGHEST PUNTING AVERAGE

(MIN. 2/CAREER, 3 ATT/GAME)

CAREER:

46.9 Pat McAfee, 2009-14
43.0 Rigoberto Sanchez, 2017-20
 44.0 Hunter Smith, 1999-08
 41.1 Chris Gardocki, 1995-97

GAME:

Colts:
 52.8 Hunter Smith vs. N.E., Jan. 21, 2007 (4-211)
 51.8 Pat McAfee at N.E., Jan. 11, 2014 (5-259)
 51.5 Pat McAfee vs. Cin, Jan. 4, 2015 (4-206)
 50.8 Raymond Brown at NYG, Dec. 28, 1958 (4-203)
 50.0 Chris Gardocki at Pit, Jan. 14, 1996 (4-200)

Opp:

59.0 Mike Scifres vs. S.D., Jan. 13, 2008 (3-177)
 52.7 Mike Scifres at S.D., Jan. 3, 2009 (6-316)
 52.3 Dustin Colquitt vs. K.C., Jan. 6, 2007 (6-314)

MOST TOUCHBACKS

CAREER:

7 David Lee, 1966-78
 6 Hunter Smith, 1999-08

MOST TOUCHBACKS GAME:

Colts:
 2 David Lee at Pit, Dec. 27, 1975
 2 Pat McAfee vs. Cin, Jan. 4, 2015
2 Rigoberto Sanchez at K.C., Jan. 12, 2019

Opp:

4 Sean Weatherford vs. NYJ, Jan. 8, 2011
 3 Ray Guy vs. Oak, Dec. 24, 1977

MOST PUNTS BLOCKED

CAREER:

1 David Lee, 1966-78

GAME:

Colts:
 1 David Lee vs. Oak, Dec. 24, 1977

Opp:

1 Dustin Colquitt at K.C., Jan. 12, 2019

LONGEST PUNT

GAME:

Colts:
 68 Pat McAfee vs. Cin, Jan. 4, 2015
 63 Hunter Smith at S.D., Jan. 3, 2009
 60 Hunter Smith at S.D., Jan. 3, 2009
 58 Rohn Stark at Cle, Jan. 9, 1988
 58 Hunter Smith vs. N.E., Jan. 21, 2007
 58 Pat McAfee at N.E., Jan. 11, 2014
 58 Pat McAfee at N.E., Jan. 18, 2015

Opp:

67 Mike Scifres at S.D., Jan. 3, 2009
 66 Dustin Colquitt vs. K.C., Jan. 6, 2007
 66 Mike Scifres vs. S.D., Jan. 13, 2008

PUNT RETURNS

MOST RETURNS

CAREER:

15 Terrence Wilkins, 1999-01, 2003, 2006
 13 Ron Gardin, 1970-71
 12 Rick Volk, 1967-75



PLAYOFF INDIVIDUAL

GAME:**Colts:**

7 Ron Gardin vs. Cin, Dec. 26, 1970
 5 Rick Volk at Mia, Jan. 2, 1972
 5 Jahine Arnold at Pit, Dec. 29, 1996
 5 Josh Cribbs vs. Cin, Jan. 4, 2015
 4 (7 times) Last: T.J. Rushing vs. Bal, Jan. 16, 2010

Opp:

5 Neil Colzie vs. Oak, Dec. 24, 1977
 5 Jahine Arnold at Pit, Dec. 29, 1996
 5 Antwaan Randle El vs. Pit, Jan. 15, 2006
 5 Tyreek Hill at K.C., Jan. 12, 2019
 4 Tamarick Vanover at K.C., Jan. 7, 1996
 4 Jacoby Jones at Bal, Jan. 6, 2013

MOST YARDS**CAREER:**

167 Terrence Wilkins, 1999-01, 2003, 2006
 79 T.J. Rushing, 2006-09
 71 Ray Buchanan, 1993-96

GAME:**Colts:**

52 Ray Buchanan at S.D., Dec. 31, 1995
 46 T.J. Rushing vs. S.D., Jan. 13, 2008
 42 Terrence Wilkins vs. Chi, Feb. 4, 2007*

Opp:

77 Jahine Arnold at Pit, Dec. 29, 1996
 72 Darren Sproles at S.D., Jan. 3, 2009
 71 Leroy Kelly at Cle, Dec. 26, 1971
 71 Julian Edelman at N.E., Jan. 18, 2015

HIGHEST AVERAGE**(MIN. 4 RETURNS, 2/GAME)****CAREER:**

11.8 Ray Buchanan, 1993-96
 11.1 Terrence Wilkins, 1999-01, 2003, 2006
 10.3 Howard Stevens, 1975-77

GAME:**Colts:**

26.0 Ray Buchanan at S.D., Dec. 31, 1995 (2-52)
 15.3 T.J. Rushing vs. S.D., Jan. 13, 2008 (3-46)
 14.0 Terrence Wilkins vs. Chi, Feb. 4, 2007* (3-42)

Opp:

24.0 Darren Sproles at S.D., Jan. 3, 2009 (3-72)
 23.7 Leroy Kelly at Cle, Dec. 26, 1971 (3-71)
 23.7 Julian Edelman at N.E., Jan. 18, 2015 (3-71)
 17.7 Andre Hastings at Pit, Jan. 14, 1996 (3-53)

LONGEST RETURN**GAME:****Colts:**

46 Ray Buchanan at S.D., Dec. 31, 1995
 24 Terrence Wilkins vs. Ten, Jan. 16, 2000
 22 T.J. Rushing vs. S.D., Jan. 13, 2008

Opp:

48 Leroy Kelly at Cle, Dec. 26, 1971
 45 Julian Edelman at N.E., Jan. 18, 2015
 34 Jacoby Jones at Bal, Jan. 6, 2013
 33 Andre Hastings at Pit, Jan. 14, 1996

KICKOFF RETURNS**MOST RETURNS****CAREER:**

20 Terrence Wilkins, 1999-00, 2003, 2006
 19 Dominic Rhodes, 2001-06, 2008, 2010
 12 Chad Simpson, 2008-09

GAME:**Colts:**

6 Albert Bentley at Cle, Jan. 9, 1988
 5 (6 times) Last: Chad Simpson vs. N.O., Feb. 7, 10*

Opp:

7 Dante Hall at K.C., Jan. 11, 2004
 6 (4 times) Last: Ellis Hobbs vs. N.E., Jan. 21, 2007

MOST YARDS**CAREER:**

417 Dominic Rhodes, 2001-06, 2008, 2010
 386 Terrence Wilkins, 1999-01, 2003, 2006
 258 Chad Simpson, 2008-09

GAME:**Colts:**

134 Marshall Johnson vs. Oak, Dec. 24, 77
 129 T.J. Rushing vs. S.D., Jan. 13, 2008
 121 Dominic Rhodes at N.E., Jan. 18, 04
 114 Albert Bentley at Cle, Jan. 9, 1988
 111 Chad Simpson vs. N.O., Feb. 7, 10*

Opp:

220 Ellis Hobbs vs. N.E., Jan. 21, 2007
 208 Dante Hall at K.C., Jan. 11, 2004
 169 Carl Garrett vs. Oak, Dec. 24, 1977

HIGHEST AVERAGE**(MIN. 3/CAREER, 2/GAME)****CAREER:**

44.7 Marshall Johnson, 1975-80
 30.0 LaVon Brazill, 2012-13
 29.0 Josh Cribbs, 2014
 27.8 Preston Pearson, 1967-68
 27.7 Charlie Pittman, 1971

GAME:**Colts:**

44.7 Marshall Johnson vs. Oak, Dec. 24, 1977 (3-136, 1 TD)
 33.5 Josh Cribbs vs. Cin, Jan. 4, 2015 (2-67)
 30.0 LaVon Brazill vs. K.C., Jan. 4, 2014 (3-90)
 29.5 Preston Pearson vs. NYJ, Jan. 12, 1969* (2-59)
 29.0 Charlie Pittman at Mia, Jan. 2, 1972 (2-58)
 27.7 Chad Simpson vs. NYJ, Jan. 24, 2010 (3-83)

Opp:

36.7 Ellis Hobbs vs. N.E., Jan. 21, 2007 (6-220)
 33.8 Carl Garrett vs. Oak, Dec. 24, 1977 (5-169)
 30.0 Phil King vs. N.Y. Giants Dec. 27, 1959 (2-60)
 30.0 Jacoby Jones at Baltimore Jan. 6, 2013 (2-60)

LONGEST RETURN**GAME:****Colts:**

87t Marshall Johnson vs. Oak, Dec. 24, 1977
 38 Charlie Pittman at Mia, Jan. 2, 1972
 38 Albert Bentley at Cle, Jan. 9, 1988
 38 Josh Cribbs vs. Cin, Jan. 4, 2015

Opp:

92t Dante Hall at K.C., Jan. 11, 2004
 92t Devin Hester vs. Chi, Feb. 4, 2007*
 80 Ellis Hobbs vs. N.E., Jan. 21, 2007

SACKS**CAREER:**

9 Dwight Freeney, 2002-12
 6.5 Robert Mathis, 2003-14
 3 Larry Tripplett, 2002-05
3 Kenny Moore II, 2017-20

GAME:

2 Dwight Freeney vs. K.C., Jan. 6, 2007
 2 Dwight Freeney at S.D., Jan. 3, 2009
 2 Robert Mathis at S.D., Jan. 3, 2009
2 Kenny Moore II at K.C., Jan. 19, 2019



PLAYOFF INDIVIDUAL

INTERCEPTIONS

MOST INTERCEPTIONS

CAREER:

5 Jerry Logan, 1963-72
 5 Rick Volk, 1967-75
 4 Antoine Bethea, 2006-13
 3 Mike Curtis, 1965-75
 3 Kelvin Hayden, 2005-10

GAME:**Colts:**

2 Johnny Sample vs. NYG, Dec. 27, 1959
 2 Rick Volk at Cle, Dec. 26, 1971
 2 Lloyd Mumphord at Pit, Dec. 27, 1975
 2 Bruce Laird vs. Oak, Dec. 24, 1977
 2 Jason Belser at S.D., Dec. 31, 1995
 2 Chad Cota at Mia, Dec. 30, 2000
 2 David Macklin vs. Den, Jan. 4, 2004

Opp:

3 Ty Law at N.E., Jan. 18, 2004
 2 Randy Beverly vs. NYJ, Jan. 12, 1969*
 2 Chuck Howley vs. Dal, Jan. 17, 1971*
 2 Ty Law vs. K.C., Jan. 6, 2007
 2 Ed Reed at Bal, Jan. 13, 2007
 2 Husain Abdullah vs. K.C., Jan. 4, 2014

MOST RETURN YARDS

CAREER:

112 Rick Volk, 1967-75
 76 Johnny Sample, 1958-60
 72 Eugene Daniel, 1984-96

GAME:**Colts:**

76 Johnny Sample vs. NYG, Dec. 27, 1959
 68 Jason Belser at S.D., Dec. 31, 1995
 67 Lloyd Mumphord at Pit, Dec. 27, 1975

Opp:

74 Tracy Porter vs. N.O., Feb. 7, 2010*
 62 Dick Anderson at Mia, Jan. 2, 1971
 48 Frank Minnifield at Cle, Jan. 9, 1988

HIGHEST AVERAGE (MINIMUM 3)

CAREER:

22.4 Rick Volk, 1967-75
 20.0 Kelvin Hayden, 2005-10
 13.2 Jerry Logan, 1963-72

GAME (MIN. 2):**Colts:**

38.0 Johnny Sample vs. NYG, Dec. 27, 1959
 34.0 Jason Belser at S.D., Dec. 31, 1995
 33.5 Lloyd Mumphord at Pit, Dec. 27, 1975

Opp:

21.5 Ty Law vs. K.C., Jan. 6, 2007
 11.0 Chuck Howley vs. Dal, Jan. 17, 1971*

LONGEST RETURN-TD RETURNS

GAME:**Colts:**

61t Bruce Laird vs. Oak, Dec. 24, 1977
 59t Eugene Daniel at Pit, Dec. 29, 1996
 58t Lloyd Mumphord at Pit, Dec. 27, 1975
 56t Kelvin Hayden vs. Chi, Feb. 4, 2007*
 42t Johnny Sample vs. NYG, Dec. 27, 1959

Opp:

74t Tracy Porter vs. N.O., Feb. 7, 2010*
 62t Dick Anderson at Mia, Jan. 2, 1972
 48t Frank Minnifield at Cle, Jan. 9, 1988
 39t Asante Samuel vs. N.E., Jan. 21, 2007
 38t Ed Reed vs. Bal, Jan. 16, 2010

FUMBLES

FUMBLE RETURNS FOR TOUCHDOWNS

Colts:

60 Mike Curtis vs. Min, Dec. 22, 1968
 25 Don Shinnick at G.B., Dec. 26, 1965

Opp:

93 Andy Russell at Pit, Dec. 27, 1975



PLAYOFF TEAM

SCORING

POINTS

MOST POINTS

Colts:

49 vs. Den, Jan. 9, 2005
 45 vs. K.C., Jan. 4, 2014
 41 vs. Den, Jan. 4, 2004
 38 at K.C., Jan. 11, 2004
 38 vs. N.E., Jan. 21, 2007
 35 at S.D., Dec. 31, 1995

Opp:

45 at N.E., Jan. 18, 2015
 44 vs. K.C., Jan. 4, 2014
 43 at N.E., Jan. 11, 2014
 42 at Pit, Dec. 29, 1996
 41 at N.Y. Jets, Jan. 4, 2003
 40 vs. Pit, Dec. 19, 1976
 38 at Cle, Jan. 9, 1988
 37 vs. Oak, Dec. 24, 1977

FEWEST POINTS

Colts:

0 at Cle, Dec. 27, 1964
 0 at Mia, Jan. 2, 1972
 0 at N.Y. Jets, Jan. 4, 2003
 3 at N.E., Jan. 16, 2005

Opp:

0 at Cle, Dec. 29, 1968
 0 vs. Cin, Dec. 26, 1970
 3 at Cle, Dec. 26, 1971
 3 vs. Bal, Jan. 16, 2010

MOST POINTS BOTH TEAMS

89 vs. K.C., Jan. 4, 2014 (Colts 45, Chiefs 44)
 73 vs. Den, Jan. 9, 2005 (Colts 49, Broncos 24)
 72 vs. N.E., Jan. 21, 2007 (Colts 38, Patriots 34)
 69 at K.C., Jan. 11, 2004 (Colts 38, Chiefs 31)
 68 vs. Oak, Dec. 24, 1977 (Raiders 37, Colts 31, 2 OT)
 65 at N.E., Jan. 11, 2014 (Patriots 43, Colts 22)
 59 at Cle, Jan. 9, 1988 (Browns 38, Colts 21)

FEWEST POINTS BOTH TEAMS

17 vs. Cin, Dec. 26, 1970 (Colts 17, Bengals 0)
 17 at K.C., Jan. 7, 1996 (Colts 10, Chiefs 7)
 21 at Mia, Jan. 2, 1972 (Dolphins 21, Colts 0)
 21 at Bal, Jan. 13, 2007 (Colts 15, Ravens 6)
 23 (5 times) Last: vs. Bal, Jan. 16, 2010 (Colts 20, Ravens 3)

TOUCHDOWNS

MOST TOUCHDOWNS

Colts:

7 vs. Den, Jan. 9, 2005
 6 vs. K.C., Jan. 4, 2014
 5 at S.D., Dec. 31, 1995
 5 vs. Den, Jan. 4, 2004
 5 at K.C., Jan. 11, 2004

Opp:

6 at N.E., Jan. 11, 2014
 6 at N.E., Jan. 18, 2015
 5 vs. Pit, Dec. 19, 1976
 5 vs. Oak, Dec. 24, 1977
 5 at Cle, Jan. 9, 1988
 5 at Pit, Dec. 29, 1996
 5 at NYJ, Jan. 4, 2003
 5 vs. K.C., Jan. 4, 2014
 4 (6 times) Last: at K.C., Jan. 12, 2019

MOST RUSHING TOUCHDOWNS

Colts:

4 at Cle, Dec. 29, 1968
 3 at S.D., Dec. 31, 1995
 3 vs. Den, Jan. 9, 2005
 2 (7 times) Last: vs. N.E., Jan. 21, 2007

Opp:

6 at N.E., Jan. 11, 2014
 5 at Pit, Dec. 29, 1996
 3 at Pit, Dec. 27, 1975
 3 at S.D., Jan. 3, 2009
 3 at N.E., Jan. 18, 2015
 3 at K.C., Jan. 12, 2019
 2 (7 times) Last: vs. N.Y. Jets, Jan. 8, 2011

MOST PASSING TOUCHDOWNS

Colts:

5 vs. Den, Jan. 4, 2004
 4 vs. Den, Jan. 9, 2005
 4 vs. K.C., Jan. 4, 2014
 3 at K.C., Jan. 11, 2004
 3 vs. S.D., Jan. 13, 2008
 3 vs. NYJ, Jan. 24, 2010

Opp:

4 vs. K.C., Jan. 4, 2014
 3 at Cle, Dec. 27, 1964
 3 vs. Pit, Dec. 19, 1976
 3 vs. Oak, Dec. 24, 1977
 3 at Cle, Jan. 9, 1988
 3 at NYJ, Jan. 4, 2003
 3 vs. S.D., Jan. 13, 2008
 3 at N.E., Jan. 18, 2015

MOST DEFENSIVE TOUCHDOWNS

Colts:

1 vs. N.Y. Giants, Dec. 28, 1958
 1 at G.B., Dec. 26, 1965
 1 vs. Min, Dec. 22, 1968
 1 vs. Oak, Dec. 24, 1977
 1 at Pit, Dec. 29, 1996
 1 vs. Chi, Feb. 4, 2007*
 1 at K.C., Jan. 12, 2019

Opp:

1 vs. Mia, Jan. 2, 1972
 1 vs. Pit, Dec. 27, 1975
 1 at Cle, Jan. 9, 1988
 1 vs. N.E., Jan. 21, 2007
 1 vs. N.E., Feb. 7, 2010*

PATS

MOST PATS/ATTEMPTS

Colts:

7/7 vs. Den, Jan. 9, 2005
 6/6 vs. K.C., Jan. 4, 2014
 5/5 at S.D., Dec. 31, 1995
 5/5 vs. Den, Jan. 4, 2004
 5/5 at K.C., Jan. 11, 2004

Opp:

6/6 at N.E., Jan. 18, 2015
 5/5 at Cle, Jan. 9, 1988
 5/5 at NYJ, Jan. 4, 2003
 5/5 vs. K.C., Jan. 4, 2014
 5/5 at N.E., Jan. 11, 2014
 4/5 vs. Pit, Dec. 19, 1976
 4/4 (8 times) Last: at K.C., Jan. 12, 2019

FIELD GOALS

MOST FIELD GOALS

Colts:

5 at Bal, Jan. 13, 2007
 4 vs. Cin, Jan. 4, 2015
 3 (9 times) Last: at Bal, Jan. 6, 2013

Opp:

5 at N.E., Jan. 18, 2004
 4 vs. Ten, Jan. 16, 2000
 3 vs. N.Y. Giants, Dec. 27, 1959
 3 vs. N.Y. Jets, Jan. 12, 1969*
 3 vs. N.O., Feb. 7, 2010*
 3 vs. K.C., Jan. 4, 2014



PLAYOFF TEAM

MOST FIELD GOAL ATTEMPTS

Colts:

5 at Bal, Jan. 13, 2007
4 (6 times) Last: vs. Cin, Jan. 4, 2015

Opp:

5 at N.E., Jan. 18, 2004
4 vs. Ten, Jan. 16, 2000
3 (9 times) Last: vs. K.C., Jan. 4, 2014

YARDS

MOST NET YARDS

Colts:

536 vs. K.C., Jan. 4, 2014
530 vs. Den, Jan. 9, 2005
482 vs. Cin, Jan. 4, 2015
479 vs. Den, Jan. 4, 2004
472 at Buf, Jan. 9, 2021
461 vs. NYJ, Jan. 24, 2010
455 vs. N.E., Jan. 21, 2007
452 at NYG, Dec. 28, 1958

Opp:

526 vs. Pit, Dec. 19, 1976
513 vs. K.C., Jan. 4, 2014
491 vs. Oak, Dec. 24, 1977
439 at Bal, Jan. 6, 2013
434 at Mia, Dec. 30, 2000
433 at K.C., Jan. 12, 2019
429 at S.D., Dec. 31, 1995
419 at N.E., Jan. 11, 2014
411 vs. S.D., Jan. 13, 2008

FEWEST NET YARDS

Colts:

146 at Pit, Dec. 29, 1996
154 at Pit, Dec. 27, 1975
170 vs. Pit, Dec. 19, 1976
175 at G.B., Dec. 26, 1965
176 at NYJ, Jan. 4, 2003

Opp:

126 vs. K.C., Jan. 6, 2007
139 vs. Cin, Dec. 26, 1970
165 at Cle, Dec. 26, 1971

PLAYS

TOTAL PLAYS

MOST PLAYS

Colts:

87 at Bal, Jan. 6, 2013
83 at NYG, Dec. 28, 1958
82 vs. Oak, Dec. 24, 1977
81 vs. Chi, Feb. 4, 2007*
80 vs. K.C., Jan. 6, 2007
80 vs. N.E., Jan. 21, 2007

Opp:

89 vs. Oak, Dec. 24, 1977
84 at Mia, Dec. 30, 2000
81 at G.B., Dec. 26, 1965
80 at S.D., Dec. 31, 1995
80 vs. K.C., Jan. 4, 2014
78 at K.C., Jan. 12, 2019
76 at N.E., Jan. 18, 2015
75 vs. Min, Dec. 22, 1968

FEWEST PLAYS

Colts:

46 at NYJ, Jan. 4, 2003
47 at Cle, Dec. 27, 1964
52 at Pit, Dec. 29, 1996
52 at N.E., Jan. 18, 2015
53 vs. Min, Dec. 22, 1968
53 vs. Pit, Dec. 19, 1976

Opp:

45 at Mia, Jan. 2, 1972
45 vs. K.C., Jan. 6, 2007
46 vs. Cin, Dec. 26, 1970
48 vs. Chi, Feb. 4, 2007*
51 at Bal, Jan. 13, 2007

MOST PLAYS BOTH TEAMS

171 vs. Oak, Dec. 24, 1977 (Raiders 89, Colts 82)
145 at N.E., Jan. 18, 2004 (Colts 76, Patriots 69)
145 vs. K.C., Jan. 4, 2014 (Colts 65, Chiefs 80)
143 at Bal, Jan. 6, 2013 (Colts 87, Ravens 56)
143 at K.C., Jan. 12, 2019 (Colts 56, Chiefs 87)
141 at G.B., Dec. 26, 1965 (Packers 81, Colts 60)
139 at Mia, Dec. 30, 2000 (Dolphins 84, Colts 55)
139 vs. N.E., Jan. 21, 2007 (Colts 80, Patriots 59)
139 at S.D., Jan. 3, 2009 (Chargers 74, Colts 65)
139 at Den, Jan. 11, 2015 (Colts 71, Broncos 68)

FEWEST PLAYS BOTH TEAMS

107 at Cle, Dec. 27, 1964 (Browns 60, Colts 47)
112 vs. Cin, Dec. 26, 1970 (Colts 66, Bengals 46)
112 vs. Den, Jan. 4, 2004 (Broncos 58, Colts 54)
113 at Mia, Jan. 2, 1972 (Colts 68, Dolphins 45)
115 vs. Dal, Jan. 17, 1971* (Cowboys 59, Colts 56)
115 at NYJ, Jan. 4, 2003 (Jets 69, Colts 46)

FIRST DOWNS

MOST

Colts:

32 vs. N.E., Jan. 21, 2007
29 vs. S.D., Jan. 13, 2008
28 vs. K.C., Jan. 6, 2007
27 (5 times) Last: at Buf, Jan. 9, 2021

Opp:

30 vs. K.C., Jan. 4, 2014
29 vs. Pit, Dec. 19, 1976
29 at K.C., Jan. 12, 2019
28 vs. Oak, Dec. 24, 1977
28 at N.E., Jan. 18, 2015
27 at S.D., Dec. 31, 1995
26 at Mia, Dec. 30, 2000
26 at NYJ, Jan. 4, 2003
26 at S.D., Jan. 3, 2009

FEWEST

Colts:

8 at Pit, Dec. 29, 1996
9 at G.B., Dec. 26, 1965
10 at Pit, Dec. 19, 1976
10 at NYJ, Jan. 4, 2003
11 at Cle, Dec. 27, 1964

Opp:

7 vs. Cin, Dec. 26, 1970
7 vs. K.C., Jan. 6, 2007
10 at NYG, Dec. 28, 1958
10 vs. Dal, Jan. 17, 1971*
11 at Cle, Dec. 26, 1971
11 vs. Chi, Feb. 4, 2007*

MOST BOTH TEAMS

58 vs. K.C., Jan. 4, 2014 (Colts 28, Chiefs 30)
51 at K.C., Jan. 11, 2004 (Colts 27, Chiefs 24)
50 vs. Oak, Dec. 24, 1977 (Raiders 28, Colts 22)
49 vs. N.E., Jan. 21, 2007 (Colts 32, Patriots 17)
49 vs. S.D., Jan. 13, 2008 (Colts 29, Chargers 20)
49 at Buf, Jan. 9, 2021 (Colts 27, Bills 22)
48 at Cle, Jan. 9, 1988 (Browns 25, Colts 23)

FEWEST BOTH TEAMS

23 vs. Cin, Dec. 26, 1970 (Colts 16, Bengals 7)
24 vs. Dal, Jan. 17, 1971* (Colts 14, Cowboys 10)
26 at Pit, Dec. 27, 1975 (Steelers 16, Colts 10)
27 at Cle, Dec. 26, 1971 (Colts 16, Browns 11)
28 at Bal, Jan. 13, 2007 (Colts 15, Ravens 13)



PLAYOFF TEAM

MOST RUSHING

Colts:

13 at Cle, Dec. 29, 1968
 13 vs. K.C., Jan. 6, 2007
 12 vs. Cin, Dec. 26, 1970
 12 vs. Chi, Feb. 4, 2007*
 10 vs. Oak, Dec. 24, 1977
 10 at S.D., Dec. 31, 1995
 10 at K.C., Jan. 11, 2004
 10 at Hou, Jan. 5, 2019
 10 at Buf, Jan. 9, 2021

Opp:

16 at Pit, Dec. 29, 1996
 16 at Mia, Dec. 30, 2000
 14 at N.E., Jan. 18, 2015
 13 at Pit, Dec. 27, 1975
 13 at NYJ, Jan. 4, 2003
 13 at N.E., Jan. 11, 2014
 12 vs. Pit, Dec. 19, 1976
 12 at K.C., Jan. 12, 2019

FEWEST RUSHING

Colts:

0 at Pit, Dec. 29, 1996
 0 at N.E., Jan. 16, 2005
 2 vs. Min, Dec. 22, 1968
 2 at NYJ, Jan. 4, 2003
 3 vs. NYG, Dec. 27, 1959
 3 vs. Ten, Jan. 16, 2000
 3 vs. Bal, Jan. 16, 2010
 3 at N.E., Jan. 11, 2014

Opp:

2 at Cle, Dec. 29, 1968
 2 vs. Cin, Dec. 26, 1970
 2 vs. K.C., Jan. 6, 2007
 2 vs. Bal, Jan. 16, 2010
 3 at NYG, Dec. 28, 1958
 3 vs. Chi, Feb. 4, 2007*
 3 vs. N.O., Feb. 7, 2010*

MOST PASSING

Colts:

23 vs. K.C., Jan. 4, 2014
 21 vs. S.D., Jan. 13, 2008
 20 vs. N.E., Jan. 21, 2007
 19 vs. NYJ, Jan. 24, 2010
 18 vs. Den, Jan. 9, 2005
 17 at NYG, Dec. 28, 1958
 17 vs. Den, Jan. 4, 2004
 17 at K.C., Jan. 11, 2004
 17 at N.E., Jan. 16, 2005
 17 at Buf, Jan. 9, 2021

Opp:

20 at S.D., Dec. 31, 1995
 17 vs. Min, Dec. 22, 1968
 17 vs. Oak, Dec. 24, 1977
 16 vs. N.O., Feb. 7, 2010*
 16 vs. K.C., Jan. 4, 2014
 16 at Buf, Jan. 9, 2021
 15 vs. Pit, Dec. 19, 1976
 15 at N.E., Jan. 18, 2004

FEWEST PASSING

Colts:

2 at G.B., Dec. 26, 1965
 4 at Cle, Dec. 27, 1964
 4 vs. Cin, Dec. 26, 1970
 4 at Pit, Dec. 27, 1975
 6 vs. Dal, Jan. 17, 1971*

Opp:

3 at Pit, Dec. 27, 1975
 4 at Mia, Jan. 2, 1972
 5 (5 times) Last: vs. K.C., Jan. 6, 2007

MOST BY PENALTY

Colts:

4 vs. Dal, Jan. 17, 1971*
 4 vs. Pit, Dec. 19, 1976
 4 vs. Oak, Dec. 24, 1977
 4 vs. S.D., Jan. 13, 2008
 4 at N.E., Jan. 18, 2015
 3 (6 times) Last: at Bal, Jan. 6, 2013

Opp:

3 at Cle, Dec. 27, 1964
 3 at G.B., Dec. 26, 1965
 3 vs. Oak, Dec. 24, 1977
 3 at Pit, Jan. 14, 1996
 3 vs. Pit, Jan. 15, 2006
 3 at S.D., Jan. 3, 2009
 3 at Den, Jan. 11, 2015
 3 at K.C., Jan. 12, 2019
 2 (6 times) Last: vs. S.D., Jan. 13, 2008

RUSHING

RUSHING YARDS

MOST YARDS

Colts:

200 at Hou, Jan. 5, 2019
 191 vs. Chi, Feb. 4, 2007*
 188 vs. K.C., Jan. 6, 2007
 187 vs. Oak, Dec. 24, 1977
 184 at Cle, Dec. 29, 1968
 178 at S.D., Dec. 31, 1995

Opp:

258 at Mia, Dec. 30, 2000
 234 at N.E., Jan. 11, 2014
 231 at Pit, Dec. 29, 1996
 225 vs. Pit, Dec. 19, 1976
 211 at Pit, Dec. 27, 1975
 210 at N.E., Jan. 16, 2005

FEWEST YARDS

Colts:

41 at Pit, Dec. 29, 1996
 42 vs. Bal, Jan. 16, 2010
 44 vs. S.D., Jan. 13, 2008
 46 at N.E., Jan. 16, 2005
 50 vs. Min, Dec. 22, 1968

Opp:

44 vs. K.C., Jan. 6, 2007
 51 vs. N.O., Feb. 7, 2010*
 56 at Cle, Dec. 29, 1968
 63 vs. Cin, Dec. 26, 1970
 69 at Cle, Dec. 26, 1971

ATTEMPTS

MOST ATTEMPTS

Colts:

50 vs. Oak, Dec. 24, 1977
 47 at G.B., Dec. 26, 1965
 47 vs. Cin, Dec. 26, 1970
 43 at Cle, Dec. 26, 1971
 42 vs. Chi, Feb. 4, 2007*

Opp:

51 at Pit, Dec. 29, 1996
 48 at Mia, Dec. 30, 2000
 47 vs. Oak, Dec. 24, 1977
 46 at N.E., Jan. 11, 2014
 43 vs. NYJ, Jan. 12, 1969*
 43 at Pit, Dec. 27, 1975



PLAYOFF TEAM

FEWEST ATTEMPTS

Colts:

- 14 at N.Y. Jets, 1/4/2003
- 14 vs. Pit, 1/15/2006
- 14 at K.C., 1/12/2019
- 15 at Pit, 12/29/1996
- 15 at N.E., 1/16/2005
- 18 vs. S.D., 1/13/2008
- 19 vs. N.O., 2/7/2010*
- 19 vs. K.C., 1/4/2014
- 19 at N.E., 1/18/2015

Opp:

- 16 at Hou, 1/5/2019
- 17 vs. K.C., 1/6/2007
- 18 vs. N.O., 2/7/2010*
- 19 vs. Chi, 2/4/2007*
- 19 vs. Bal, 1/16/2010
- 20 at Bal, 1/13/2007
- 20 at Den, 1/11/2015

MOST ATTEMPTS BOTH TEAMS

- 97 vs. Oak, Dec. 24, 1977 (Colts 50, Raiders 47)
- 86 at G.B., Dec. 26, 1965 (Colts 47, Packers 39)
- 84 at Pit, Dec. 27, 1975 (Steelers 43, Colts 41)
- 71 at Mia, Dec. 30, 2000 (Dolphins 48, Colts 23)

FEWEST ATTEMPTS BOTH TEAMS

- 37 vs. N.O., Feb. 7, 2010* (Colts 19, Saints 18)
- 44 vs. Bal, Jan. 16, 2010 (Colts 25,
- 45 vs. Den, Jan. 9, 2005 (Colts 24, Broncos 21)
- 46 vs. Cin, Jan. 4, 2015 (Colts 21, Bengals 25)
- 47 at Pit, Jan. 14, 1996 (Steelers 24, Colts 23)
- 47 at K.C., Jan. 12, 2019 (Colts 14, Chiefs 33)
- 48 vs. S.D., Jan. 13, 2008 (Chargers 30, Colts 18)
- 48 vs. Den, Jan. 11, 2015 (Broncos 20, Colts 28)

PASSING

YARDS

MOST YARDS

Colts:

- 458 vs. Den, Jan. 9, 2005
- 436 vs. K.C., Jan. 4, 2014
- 402 vs. S.D., Jan. 13, 2008
- 394 vs. Den, Jan. 4, 2004
- 377 vs. NYJ, Jan. 24, 2010
- 368 vs. Cin, Jan. 4, 2015
- 349 at NYG, Dec. 28, 1958
- 349 vs. N.E., Jan. 21, 2007

Opp:

- 345 vs. Oak, Dec. 24, 1977
- 363 vs. K.C., Jan. 4, 2014
- 312 vs. S.D., Jan. 13, 2008
- 308 vs. Pit, Dec. 19, 1976
- 302 vs. NYJ, Jan. 24, 2010
- 288 vs. N.O., Feb. 7, 2010*

FEWEST YARDS

Colts:

- 40 at G.B., Dec. 26, 1965
- 95 at Cle, Dec. 27, 1964
- 100 at Pit, Dec. 27, 1975
- 112 at K.C., Jan. 7, 1996
- 126 at N.E., Jan. 18, 2015
- 137 at NYJ, Jan. 4, 2003

Opp:

- 93 vs. Cin, Dec. 26, 1970
- 103 at Pit, Dec. 27, 1975
- 107 vs. K.C., Jan. 6, 2007
- 112 vs. Ten, Jan. 16, 2000

MOST YARDS BOTH TEAMS

- 799 vs. K.C., Jan. 4, 2014 (Colts 436, Chiefs 363)
- 742 vs. Den, Jan. 9, 2005 (Colts 458, Broncos 284)
- 714 vs. S.D., Jan. 13, 2008 (Colts 402, Chargers 312)
- 679 vs. N.Y. Jets, Jan. 24, 2010 (Colts 377, Jets 302)
- 633 at Buf, Jan. 9, 2021 (Colts 309, Bills 324)
- 621 vs. N.O., Feb. 7, 2010* (Colts 333, Saints 288)
- 606 at N.E., Jan. 18, 2015 (Colts 209, Patriots 397)
- 581 vs. N.E., Jan. 21, 2007 (Colts 349, Patriots 232)

FEWEST YARDS BOTH TEAMS

- 203 at Pit, Dec. 27, 1975 (Steelers 103, Colts 100)
- 238 vs. Cin, Dec. 26, 1970 (Colts 145, Bengals 93)
- 264 at K.C., Jan. 7, 1996 (Chiefs 152, Colts 112)
- 274 at Cle, Dec. 26, 1971 (Colts 143, Browns 131)

ATTEMPTS

MOST ATTEMPTS

Colts:

- 54 at Bal, Jan. 6, 2013
- 48 vs. S.D., Jan. 13, 2008
- 47 at N.E., Jan. 18, 2004
- 47 vs. N.E., Jan. 21, 2007
- 46 at Buf, Jan. 9, 2021
- 45 vs. N.O., Feb. 7, 2010*
- 45 vs. K.C., Jan. 4, 2014
- 44 vs. Bal, Jan. 16, 2010
- 44 vs. Cin, Jan. 4, 2015

Opp:

- 49 at Hou, Jan. 5, 2019
- 47 at S.D., Dec. 31, 1995
- 46 vs. K.C., Jan. 4, 2014
- 46 at Den, Jan. 11, 2015
- 44 vs. Min, Dec. 22, 1968
- 41 at G.B., Dec. 26, 1965
- 41 at Pit, Jan. 14, 1996
- 41 at K.C., Jan. 12, 2019
- 40 vs. Oak, Dec. 24, 1977

FEWEST ATTEMPTS

Colts:

- 12 at G.B., Dec. 26, 1965
- 17 vs. Cin, Dec. 26, 1970
- 20 at Cle, Dec. 27, 1964
- 21 at Cle, Dec. 26, 1971

Opp:

- 8 at Mia, Jan. 2, 1972
- 13 at Pit, Dec. 27, 1975
- 18 at NYG, Dec. 28, 1958
- 18 at Cle, Dec. 27, 1964
- 21 vs. Oak, Jan. 3, 1971

MOST ATTEMPTS BOTH TEAMS

- 91 vs. K.C., Jan. 4, 2014 (Colts 45, Chiefs 46)
- 89 at Den, Jan. 11, 2015 (Colts 43, Broncos 46)
- 84 at N.E., Jan. 18, 2004 (Colts 47, Patriots 37)
- 84 vs. N.O., Feb. 7, 2010* (Colts 45, Saints 39)
- 81 vs. N.E., Jan. 21, 2007 (Colts 47, Patriots 34)
- 81 at Hou, Jan. 5, 2019 (Colts 32, Texans 49)
- 81 at Buf, Jan. 9, 2021 (Colts 46, Bills 35)
- 79 vs. Bal, Jan. 16, 2010 (Colts 44, Ravens 35)
- 79 vs. Cin, Jan. 4, 2015 (Colts 44, Bengals 35)
- 78 at S.D., Jan. 3, 2008 (Colts 42, Chargers 36)
- 77 at Bal, Jan. 6, 2013 (Colts 54, Ravens 23)
- 77 at K.C., Jan. 12, 2019 (Colts 36, Chiefs 41)

FEWEST ATTEMPTS BOTH TEAMS

- 35 at Pit, Dec. 27, 1975 (Colts 22, Steelers 13)
- 38 at Cle, Dec. 27, 1964 (Colts 20, Browns 18)
- 38 vs. Cin, Dec. 26, 1970 (Bengals 21, Colts 17)
- 44 at Mia, Jan. 2, 1972 (Colts 36, Dolphins 8)
- 48 (2 times) Last: at Cle, Dec. 26, 1971 (Browns 27, Colts 21)



PLAYOFF TEAM

COMPLETIONS

MOST COMPLETIONS

Colts:
 33 vs. S.D., Jan 13, 2008
 31 vs. K.C., Jan. 6, 2007
 31 vs. N.O., Feb. 7, 2010*
 31 vs. Cin, Jan. 4, 2015
 30 vs. Bal, Jan. 16, 2010
 29 vs. K.C., Jan. 4, 2014
 28 at Bal, Jan. 6, 2013
 27 vs. Den, Jan. 9, 2005
 27 at N.E., Jan. 16, 2005
 27 vs. N.E., Jan. 21, 2007
 27 at Den, Jan. 11, 2015
 27 at Buf, Jan. 9, 2021

Opp:
 32 vs. N.O., Feb. 7, 2010*
 30 vs. K.C., Jan. 4, 2014
 29 at Hou, Jan. 5, 2019
 27 at K.C., Jan. 12, 2019
 26 vs. Min, Dec. 22, 1968
 26 at Den, Jan. 11, 2015
 26 at Buf, Jan. 9, 2021
 25 at Pit, Jan. 14, 1996
 24 vs. Den, Jan. 9, 2005

FEWEST COMPLETIONS

Colts:
 5 at G.B., Dec. 26, 1965
 6 vs. Cin, Dec. 26, 1970
 8 at Pit, Dec. 27, 1975
 11 (4 times) Last: vs. Pit, Dec. 19, 1976

Opp:
 4 at Mia, Jan. 2, 1972
 8 vs. Cin, Dec. 26, 1970
 8 at Pit, Dec. 27, 1975
 11 at Cle, Dec. 27, 1964

MOST COMPLETIONS BOTH TEAMS

63 vs. N.O., Feb. 7, 2010* (Saints 32, Colts 31)
 59 vs. K.C., Jan. 4, 2014 (Colts 29, Chiefs 30)
 53 at Den, Jan. 11, 2015 (Colts 27, Broncos 26)
 53 at Buf, Jan. 9, 2021 (Colts 27, Bills 26)
 51 vs. Den, Jan. 9, 2005 (Colts 27, Broncos 24)
 51 at Bal, Jan. 6, 2013 (Colts 28, Ravens 23)
 50 vs. S.D., Jan. 13, 2008 (Colts 33, Chargers 17)
 50 vs. Bal, Jan. 16, 2010 (Colts 30, Ravens 20)
 49 vs. Den, Jan. 4, 2004 (Colts 26, Broncos 23)
 49 vs. Cin, Jan. 4, 2015 (Colts 31, Bengals 18)

FEWEST COMPLETIONS BOTH TEAMS

14 vs. Cin, Dec. 26, 1970 (Bengals 8, Colts 6)
 16 at Pit, Dec. 27, 1975 (Colts 8, Steelers 8)
 22 vs. Dal, Jan. 9, 1968# (Cowboys 15, Colts 7)
 23 at Cle, Dec. 27, 1964 (Colts 12, Browns 11)
 23 vs. Dal, Jan. 17, 1971* (Cowboys 12, Colts 11)

TOUCHDOWNS

MOST TOUCHDOWNS

Colts:
 5 vs. Den, Jan. 4, 2004
 4 vs. Den, Jan. 9, 2005
 4 vs. K.C., Jan. 4, 2014
 3 at K.C., Jan. 11, 2004
 3 vs. S.D., Jan. 13, 2008
 3 vs. NYJ, Jan. 24, 2010

Opp:
 4 vs. K.C., Jan. 4, 2014
 3 (6 times) Last: at N.E., Jan. 18, 2015

SACKS

MOST TIMES SACKED

Colts:
 6/50 vs. Oak, Dec. 24, 1977
 5/45 vs. Pit, Dec. 19, 1976
 5/43 vs. Pit, Jan. 15, 2006
 5/28 at Pit, Dec. 27, 1975
 4/35 at NYG, Dec. 28, 1958
 4/35 vs. Min, Dec. 22, 1968
 4/35 at Pit, Dec. 29, 1996

Opp:
 5/48 vs. Oak, Jan. 3, 1971
 5/35 at Cle, Dec. 26, 1971
 4/34 at Cle, Dec. 29, 1968
 4/27 at S.D., Jan. 3, 2009
 4/25 vs. K.C., Jan. 6, 2007
 4/25 at K.C., Jan. 12, 2019

MOST YARDS LOST ATTEMPTING TO PASS

Colts:
 57 vs. NYG, Dec. 28, 1958
 50 vs. Oak, Dec. 24, 1977
 45 vs. Pit, Dec. 19, 1976
 43 vs. Pit, Jan. 15, 2006

Opp:
 48 vs. Oak, Jan. 3, 1971
 45 vs. NYG, Dec. 27, 1959
 35 at Cle, Dec. 26, 1971
 34 at Cle, Dec. 29, 1968

INTERCEPTIONS

MOST INTERCEPTIONS

Colts:
 4 vs. NYJ, Jan. 12, 1969*
 4 at N.E., Jan. 18, 2004
 4 at N.E., Jan. 11, 2014
 3 vs. Dal, Jan. 17, 1971*
 3 at Mia, Jan. 2, 1972
 3 vs. K.C., Jan. 6, 2007
 3 vs. K.C., Jan. 4, 2014

Opp:
 4 at S.D., Dec. 31, 1995
 3 (6 times) Last: at Mia, Dec. 30, 2000

PUNTING

PUNTS

MOST

Colts:
 13 vs. Oak, Dec. 24, 1977
 9 at Pit, Dec. 27, 1975
 8 at G.B., Dec. 26, 1965
 8 at Pit, Dec. 29, 1996
 7 at K.C., Jan. 12, 2019

Opp:
 9 vs. Dal, Jan. 17, 1971*
 8 vs. Cin, Dec. 26, 1970
 8 vs. Oak, Dec. 24, 1977
 8 vs. Cin, Jan. 4, 2015
 6 (8 times) Last: at Den, Jan. 11, 2015

FEWEST

Colts:
 0 vs. Den, Jan. 4, 2004
 0 at K.C., Jan. 11, 2004
 1 at N.E., Jan. 18, 2004
 1 vs. S.D., Jan. 13, 2008
 1 vs. K.C., Jan. 4, 2014

Opp:
 0 at K.C., Jan. 11, 2004
 1 vs. Pit, Dec. 19, 1976
 1 at Cle, Jan. 9, 1988
 2 (7 times) Last: vs. K.C., Jan. 4, 2014



PLAYOFF TEAM

YARDS

MOST YARDS

Colts:

438	vs. Oak, Dec. 24, 1977
361	at Pit, Dec. 27, 1975
340	vs. Ten, Jan. 16, 2000
339	at Pit, Dec. 29, 1996
338	at K.C., Jan. 12, 2019
330	at G.B., Dec. 26, 1965

Opp:

380	vs. Cin, Jan. 4, 2015
377	vs. Dal, Jan. 17, 1971*
374	vs. Oak, Dec. 24, 1977
316	at S.D., Jan. 3, 2009
314	vs. K.C., Jan. 6, 2007
313	vs. Cin, Dec. 26, 1970

AVERAGE

HIGHEST AVERAGE

Colts:

52.8	vs. N.E., Jan. 21, 2007
51.8	at N.E., Jan. 11, 2014
51.5	vs. Cin, Jan. 4, 2015
50.8	at NYG, Dec. 28, 1958
50.0	at Pit, Jan. 14, 1996
49.6	at N.E., Jan. 18, 2015
49.0	vs. S.D., Jan. 13, 2008
48.6	vs. Ten, Jan. 16, 2000

Opp:

59.0	vs. S.D., Jan. 13, 2008
52.7	at S.D., Jan. 3, 2009
52.3	vs. K.C., Jan. 6, 2007
52.0	vs. Ten, Jan. 16, 2000
51.4	vs. N.E., Jan. 21, 2007

PENALTIES

PENALTIES

MOST

Colts:

10	at Den, Jan. 11, 2015
10	at K.C., Jan. 12, 2019
9	vs. Pit, Jan. 15, 2006
9	at S.D., Jan. 3, 2009
9	vs. Cin, Jan. 4, 2015
8	vs. Oak, Dec. 24, 1977
7	vs. Pit, Dec. 19, 1976
7	at Cle, Jan. 9, 1988
7	vs. Ten, Jan. 16, 2000

Opp:

12	vs. Pit, Dec. 19, 1976
10	vs. Dal, Jan. 17, 1971*
10	vs. S.D., Jan. 13, 2008
9	vs. Ten, Jan. 16, 2000
9	at Bal, Jan. 6, 2013

FEWEST

Colts:

1	at Mia, Dec. 30, 2000
1	at K.C., Jan. 11, 2004
1	vs. NYJ, Jan. 24, 2010
2	vs. Oak, Jan. 3, 1971
2	at Mia, Jan. 2, 1972
2	at NYJ, Jan. 4, 2003
2	vs. NYJ, Jan. 8, 2011
2	at Hou, Jan. 5, 2019

Opp:

1	vs. Cin, Dec. 26, 1970
1	at Mia, Jan. 2, 1972
2	(6 times) Last: at Den, Jan. 11, 2015

MOST BOTH TEAMS

19	vs. Pit, Dec. 19, 1976 (Steelers 12, Colts 7)
16	vs. Ten, Jan. 16, 2000 (Titans 9, Colts 7)
16	at K.C., Jan. 12, 2019 (Colts 10, Chiefs 6)
15	vs. Oak, Dec. 24, 1977 (Colts 8, Raiders 7)
15	vs. S.D., Jan. 13, 2008 (Chargers 10, Colts 5)
15	vs. Cin, Jan. 4, 2015 (Colts 9, Bengals 6)
14	vs. Dal, Jan. 17, 1971* (Cowboys 10, Colts 4)
14	at Bal, Jan. 6, 2013 (Ravens 9, Colts 5)

FEWEST BOTH TEAMS

3	at Mia, Jan. 2, 1972 (Colts 2, Dolphins 1)
4	vs. Oak, Jan. 3, 1971 (Colts 2, Raiders 2)
5	(5 times) Last: vs. NYJ, Jan. 8, 2011 (Jets 3, Colts 2)

YARDS

MOST YARDS

Colts:

82	vs. Oak, Dec. 24, 1977
75	at Cle, Jan. 9, 1988
74	at S.D., Jan. 3, 2009
70	at K.C., Jan. 12, 2019
67	vs. Pit, Jan. 15, 2006
67	at Den, Jan. 11, 2015
66	vs. Cin, Jan. 4, 2015
63	vs. Cin, Dec. 26, 1970

Opp:

133	vs. Dal, Jan. 17, 1971*
88	vs. Pit, Dec. 19, 1976
79	vs. S.D., Jan. 13, 2008
78	vs. Ten, Jan. 16, 2000
70	at Bal, Jan. 6, 2013
67	at Hou, Jan. 5, 2019

FEWEST YARDS

Colts:

5	at K.C., Jan. 11, 2004
5	vs. NYJ, Jan. 24, 2010
10	vs. Oak, Jan. 3, 1971
10	at Mia, Dec. 30, 2000
10	at NYJ, Jan. 4, 2003
10	vs. NYJ, Jan. 8, 2011
10	at Buf, Jan. 9, 2021
15	at NYG, Dec. 28, 1958
15	at Cle, Dec. 29, 1968

Opp:

5	vs. Cin, Dec. 26, 1970
7	at Buf, Jan. 9, 2021
8	vs. Pit, Jan. 15, 2006
8	at Den, Jan. 11, 2015
12	at Mia, Jan. 2, 1972
13	vs. K.C., Jan. 6, 2007
15	at N.E., Jan. 18, 2004
15	vs. NYJ, Jan. 8, 2011
15	vs. K.C., Jan. 4, 2014

MOST YARDS BOTH TEAMS

164	vs. Dal, Jan. 17, 1971* (Cowboys 133, Colts 31)
147	vs. Pit, Dec. 19, 1976 (Steelers 88, Colts 59)
147	vs. Oak, Dec. 24, 1977 (Colts 82, Raiders 65)
138	vs. Ten, Jan. 16, 2000 (Titans 78, Colts 60)
133	vs. S.D., Jan. 13, 2008 (Chargers 79, Colts 54)
124	at K.C., Jan. 12, 2019 (Colts 70, Chiefs 54)
114	at S.D., Jan. 3, 2009 (Colts 74, Chargers 40)

FEWEST YARDS BOTH TEAMS

17	at Buf, Jan. 9, 2021 (Colts 10, Bills 7)
25	vs. NYJ, Jan. 8, 2011 (Jets 15, Colts 10)
30	vs. Oak, Jan. 3, 1971 (Raiders 20, Colts 10)
32	at Mia, Jan. 2, 1972 (Colts 20, Dolphins 12)
34	vs. K.C., Jan. 4, 2014 (Colts 19, Chiefs 15)
35	at K.C., Jan. 11, 2004 (Chiefs 30, Colts 5)
35	at N.E., Jan. 18, 2004 (Colts 20, Patriots 15)



PLAYOFF TEAM

FUMBLES

MOST FUMBLES

Colts:

5 vs. Dal, Jan. 17, 1971* (5/4)
 4 at K.C., Jan. 7, 1996 (4/0)
 3 vs. Den, Jan. 4, 2004 (3/1)
 3 at N.E., Jan. 16, 2005 (3/2)
 3 at Bal, Jan. 13, 2007 (3/0)

Opp:

6 at NYG, Dec. 28, 1958 (6/4)
 6 at Cle, Dec. 26, 1971 (6/2)
 4 vs. Oak, Dec. 24, 1977 (4/2)
 4 vs. Chi, Feb. 4, 2007* (4/3)
 3 at G.B., Dec. 26, 1965 (3/2)
 3 at Pit, Dec. 27, 1975 (3/2)
 3 vs. Bal, Jan. 16, 2010 (3/2)
 3 at N.E., Jan. 11, 2014
 3 at K.C., Jan. 12, 2019 (3/1)

MOST FUMBLES LOST

Colts:

4 vs. Dal, Jan. 17, 1971* (5/4)
 2 (5 times) Last: vs. Chi, Feb. 4, 2007* (2/2)

Opp:

4 at NYG, Dec. 28, 1958 (6/4)
 3 vs. Chi, Feb. 4, 2007* (4/3)
 2 (8 times) Last: at Bal, Jan. 6, 2013 (2/2)

FEWEST FUMBLES

Colts:

0 (13 times) Last: at Hou, Jan. 5, 2019
 1 (18 times) Last: at Buf, Jan. 9, 2021

Opp:

0 (9 times) Last: at Hou, Jan. 5, 2019
 1 (21 times) Last: at Buf, Jan. 9, 2021

FEWEST FUMBLES LOST

Colts:

0 (27 times) Last: at Buf, Jan. 9, 2021
 1 (16 times) Last: at K.C., Jan. 12, 2019

Opp:

0 (21 times) Last: at Buf, Jan. 9, 2021
 1 (19 times) Last: at K.C., Jan. 12, 2019

MOST FUMBLES BOTH TEAMS

8 at NYG, Dec. 28, 1958 (Giants 6, Colts 2)
 8 at Cle, Dec. 26, 1971 (Browns 6, Colts 2)
 6 vs. Dal, Jan. 17, 1971* (Colts 5, Cowboys 1)
 6 vs. Chi, Feb. 4, 2007* (Colts 4, Colts 2)
 5 (3 times) Last: at Bal, Jan. 13, 2007

FEWEST FUMBLES BOTH TEAMS

0 at Mia, Dec. 30, 2000
 0 vs. N.O., Feb. 7, 2010*
 0 at Hou, Jan. 5, 2019
 1 (11 times) Last: at N.E., Jan. 18, 2015 (Colts 1)
 2 (10 times) Last: at Buf, Jan. 9, 2021 (Colts 1, Bills 1)

MOST FUMBLES LOST BOTH TEAMS

6 at NYG, Dec. 28, 1958 (Giants 4, Colts 2)
 5 vs. Dal, Jan. 17, 1971* (Colts 4, Cowboys 1)
 5 vs. Chi, Feb. 4, 2007* (Bears 3, Colts 2)
 4 at Cle, Dec. 26, 1971 (Colts 2, Browns 2)
 3 (4 times) Last: at Bal, Jan. 6, 2013 (Ravens 2, Colts 1)

FEWEST FUMBLES LOST BOTH TEAMS

0 (16 times) Last: at Buf, Jan. 9, 2021
 1 (12 times) Last: at Den, Jan. 11, 2015 (Broncos 1)



OPPONENTS BEST GAMES

BEST

SCORING

MOST POINTS

33	Paul Hornung at G.B., Oct. 8, 1961
30	Jim Brown vs. Cle, Nov. 1, 1959
30	Paul Hornung vs. G.B., Dec. 12, 1965
24	Marshall Faulk at StL, Dec. 30, 2001
24	Jonas Gray vs. N.E., Nov. 16, 2014
24	Leonard Fournette vs. T.B., Nov. 28, 2021

MOST KICK-SCORING POINTS

24	Jason Myers vs. NYJ, Oct. 14, 2018
18	Nate Kaeding vs. S.D., Nov. 28, 2010
18	Ryan Succop at Ten, Oct. 16, 2017
17	Greg Davis at S.D., Oct. 26, 1997
17	John Hall vs. NYJ, Dec. 23, 2001
17	Shayne Graham at Hou, Dec. 16, 2012
16	Curt Knight at Was, Nov. 18, 1973
16	Jason Staurovsky vs. N.E., Dec. 3, 1989
16	Doug Pelfrey vs. Cin, Sept. 3, 1995
16	Ollindo Mare vs. Mia, Dec. 31, 2006
16	Nick Novak vs. Hou, Dec. 11, 2016

MOST TOUCHDOWNS

5	Jim Brown vs. Cle, Nov. 1, 1959
5	Paul Hornung vs. G.B., Dec. 12, 1965
4	Paul Hornung at G.B., Oct. 8, 1961
4	Marshall Faulk at StL, Dec. 30, 2001
4	Jonas Gray vs. N.E., Nov. 16, 2014
4	Leonard Fournette vs. T.B., Nov. 28, 2021

MOST PATS

8	John Kasay at N.O., Oct. 23, 2011
8	Stephen Gostkowski at N.E., Nov. 18, 2012
7	George Blanda at Chi, Oct. 21, 1956
7	Fred Cox at Min, Sept. 28, 1969
7	Shaun Suisham at Pit, Oct. 26, 2014

MOST PAT ATTEMPTS

8	George Blanda at Chi, Oct. 21, 1956
8	John Kasay at N.O., Oct. 23, 2011
8	Roger Leclerc vs. Chi, Nov. 25, 1962
7	Fred Cox at Min, Sept. 28, 1969
7	Shaun Suisham at Pit, Oct. 26, 2014
7	Jason Myers at Jax, Dec. 13, 2015

MOST FIELD GOALS

7	Jason Meyers at NYJ, Oct. 14, 2018
5	Curt Knight at Was, Nov. 18, 1973
5	Jason Staurovsky at N.E., Dec. 3, 1989
5	Doug Pelfrey vs. Cin, Sept. 3, 1995
5	Greg Davis at S.D., Oct. 26, 1997
5	John Hall vs. NYJ, Dec. 23, 2001
5	Ollindo Mare vs. Mia, Dec. 31, 2006
5	Ryan Longwell at Min, Sept. 14, 2008
5	Billy Cundiff at Bal, Nov. 22, 2009
5	Nate Kaeding vs. S.D., Nov. 28, 2010
5	Shayne Graham at Hou, Dec. 16, 2012
5	Nick Novak vs. Hou, Dec. 11, 2016
5	Ryan Succop at Ten, Oct. 16, 2017

MOST FIELD GOAL ATTEMPTS

7	Jason Staurovsky at N.E., Dec. 3, 1989
7	Jason Meyers at NYJ, Oct. 14, 2018
6	Pat Leahy at NYJ, Nov. 29, 1981
6	Greg Davis at S.D., Oct. 26, 1997
6	Scott Norwood at Buf, Sept. 9, 1990
6	John Hall vs. NYJ, Dec. 23, 2001
6	Ryan Longwell at Min, Sept. 14, 2008
6	Billy Cundiff at Bal, Nov. 22, 2009

LONGEST FIELD GOAL

60	Rob Bironas at Ten, Dec. 3, 2006
59	Josh Scobee at Jax, Oct. 3, 2010
59	Sebastian Janikowski at Oak, Dec. 26, 2010
56	Chip Lohmiller vs. Was, Dec. 22, 1990
56	Kris Brown vs. Hou, Nov. 8, 2009

RUSHING

MOST ATTEMPTS

37	Jonas Gray vs. N.E., Nov. 16, 2014
35	Curtis Martin at N.E., Nov. 24, 1996
33	Rodney Hampton at NYG, Dec. 12, 1993
33	Fred Jackson at Buf, Jan. 3, 2010
33	Arian Foster at Hou, Sept. 12, 2010

MOST YARDS

231	Arian Foster at Hou, Sept. 12, 2010
226	Jamaal Charles at K.C., Dec. 23, 2012
216	Barry Sanders at Det, Nov. 23, 1997
212	Fred Jackson at Buf, Jan. 3, 2010
205	Dan Towler vs. L.A. Rams, Nov. 22, 1953

HIGHEST AVG. (7 ATT. MIN)

14.6	Dan Towler vs. L.A. Rams, Nov. 22, 1953
14.6	Fred Taylor at Jax, Dec. 10, 2006
13.6	T.J. Yeldon vs. Jax, Oct. 22, 2017
13.3	Floyd Reid vs. G.B., Oct. 31, 1953
12.7	Nick Pietrosante at Det, Oct. 23, 1960

LONGEST RUSH

86t	Jamaal Charles at K.C., Dec. 23, 2012
83t	Michael Turner vs. S.D., Dec. 18, 2005
81t	Rick Casares at Chi, Oct. 16, 1955
80t	Barry Sanders at Det, Nov. 23, 1997
78t	O.J. Simpson at Buf, Oct. 14, 1973
78t	Kenneth Davis at Buf, Oct. 6, 1991

MOST TOUCHDOWNS

5	Jim Brown vs. Cle, Nov. 1, 1959
4	Jonas Gray vs. N.E., Nov. 16, 2014

PASSING

MOST ATTEMPTS

62	Joe Namath at NYJ Oct. 18, 1970
57	Kyle Orton at Den, Sept. 26, 2010
52	Kurt Warner at Ari, Sept. 27, 2009
52	Eli Manning at NYG, Nov. 3, 2014
51	Steve Young at S.F., Oct. 18, 1998

MOST COMPLETIONS

40	Ben Roethlisberger at Pit Oct. 26, 2014
37	Kyle Orton at Den Sept. 26, 2010
37	Lamar Jackson at Bal Oct. 11, 2021
34	Joe Namath at NYJ Oct. 18, 1970
34	Tom Brady at NE Oct. 4, 2018
34	Ben Roethlisberger at Pit Dec. 27, 2020
33	Steve Young at S.F. Oct. 18, 1998
33	Seneca Wallace vs. Sea Oct. 4, 2009
33	Brian Hoyer vs. Chi Oct. 9, 2016
33	Alex Smith at Was Sept. 16, 2018
33	Deshawn Watson vs. Hou Dec. 21, 2020

MOST YARDS

522	Ben Roethlisberger at Pit Oct. 26, 2014
496	Joe Namath vs. NYJ Sept. 24, 1972
476	Kyle Orton at Den Sept. 26, 2010
469	Vinny Testaverde vs. T.B. Oct. 16, 1988
449	Joe Kapp at Min Sept. 28, 1969

HIGHEST COMP. PCT. (MIN. 20 ATT.)

95.0	Gardner Minshew at Jax, Sept. 13, 2020 (20-27)
90.0	Tony Romo at Dal, Dec. 21, 2014 (18-20)
88.6	Drew Brees at N.O., Nov. 23, 2011 (31-35)
86.4	Aaron Brooks at N.O., Nov. 18, 2001 (19-22)
86.2	Ken Stabler vs. Oak, Oct. 28, 1973 (25-29)
86.0	Lamar Jackson at Bal, Oct. 11, 2021 (37-43)
85.7	Ken Stabler at Hou, Sept. 21, 1980 (18-21)

LONGEST COMPLETION

99t	Karl Sweetan to Pat Studstill vs. Det, Oct. 16, 1966
95t	Todd Collins to Quinn Early vs. Buf, Dec. 1, 1996
92t	Roger Staubach to Tony Dorsett at Dal, Sept. 4, 1978
91t	Tom Brady to David Patten vs. N.E., Oct. 21, 2001
88t	Jim Plunkett to Randy Vataha vs. N.E., Dec. 19, 1971



OPPONENTS BEST GAMES

MOST TD PASSES

7	Joe Kapp at Min, Sept. 28, 1969
6	Joe Namath vs. NYJ, Sept. 24, 1972
6	Ben Roethlisberger at Pit, Oct. 26, 2014
5	Dan Fouts at S.D., Dec. 26, 1982
5	Mark Malone at Pit, Sept. 8, 1985
5	Drew Brees at N.O., Oct. 23, 2011

MOST INTERCEPTIONS

7	Zeke Bratkowski vs. Chi, Oct. 2, 1960
6	Norm Van Brocklin at L.A. Rams, Dec. 4, 1954
6	Joe Namath at NYJ, Oct. 18, 1970

MOST ATTS NO INTS (GAME)

51	Steve Young at S.F., Oct. 18, 1998
50	Blake Bortles vs. Jax, Oct. 4, 2015
49	Ben Roethlisberger at Pit, Oct. 26, 2014
49	Ben Roethlisberger at Pit, Dec. 27, 2020
48	Dan Marino at Mia, Sept. 15, 1985
47	Donovan McNabb at Phi, Nov. 10, 2002
47	Colt McCoy vs. Was Nov. 30, 2014
47	C.J. Stroud at Hou, Sept. 17, 2023

RECEPTIONS

MOST RECEPTIONS

21	Brandon Marshall vs. Den, Dec. 13, 2009
13	Al Toon vs. NYJ, Nov. 6, 1988
13	Calvin Johnson at Det, Dec. 2, 2012
13	Chris Thompson at Was, Sept. 16, 2018
12	Eddie Bell at NYJ, Oct. 18, 1970
12	Henry Ellard at L.A. Rams, Sept. 17, 1989
12	Keith Byars at Phi, Sept. 30, 1990
12	Ben Coates vs. N.E., Nov. 27, 1994
12	Jabar Gaffney at Den, Sept. 26, 2010
12	Andre Johnson vs. Hou, Dec. 30, 2012

MOST YARDS

231	Dave Parks vs. S.F., Oct. 3, 1965
230	Henry Ellard at L.A. Rams, Sept. 17, 1989
229	Andre Johnson vs. Hou, Nov. 3, 2013
210	Drew Hill vs. Hou, Dec. 22, 1985
206	Cris Collinsworth at Cin, Oct. 2, 1983

AVG. GAIN (3 REC. MIN)

50.3	Jack Snow vs. L.A. Rams, Oct. 15, 1967
48.0	Harlon Hill at Chi, Oct. 10, 1954
41.7	Stanley Morgan at N.E., Sept. 18, 1978
41.7	Raghib Ismail at Oak, Oct. 22, 1995
41.3	Nat Moore vs. Mia, Oct. 10, 1976

TOUCHDOWNS

3	(22 times) Last: Antonio Brown vs. Pit, Nov. 24, 2016
---	-------------------------------------------------------

INTERCEPTIONS

MOST INTERCEPTIONS

3	Jim David vs. Det, Oct. 6, 1956
3	Jack Christiansen at Det, Nov. 7, 1953
3	Jack Butler vs. Pit, Nov. 3, 1957
3	Jim Kerr at Was, Nov. 26, 1961
3	Johnny Robinson vs. K.C., Sept. 28, 1970
3	Rich Sowell vs. NYJ, Sept. 23, 1973
3	Antonio Cromartie at S.D., Nov. 11, 2007

MOST RETURN YARDS

105	Henry Jones at Buf, Sept. 20, 1992
99	Aaron Rouse at G.B., Oct. 19, 2008
92	Erik McMillan at NYJ, Oct. 1, 1989
87	Bobby Dillon at G.B., Oct. 14, 1956
87	Dave Robinson vs. G.B., Dec. 12, 1965
87	Alfonzo Dennard at N.E., Nov. 18, 2012

LONGEST RETURN

99t	Aaron Rouse at G.B., Oct. 19, 2008
92t	Eric McMillan at NYJ, Oct. 1, 1989
87t	Dave Robinson vs. G.B., Dec. 12, 1965
87t	Alfonzo Dennard at N.E., Nov. 18, 2012
82t	Henry Jones at Buf, Sept. 20, 1992
82t	Chris Singleton vs. N.E., Nov. 15, 1992

TOUCHDOWNS

2	Henry Jones at Buf, Sept. 20, 1992
---	------------------------------------

PUNTING

MOST (GAME)

11	Steve O'Neal vs. NYJ, Sept. 19, 1971
11	Bob Grupp at K.C., Sept. 2, 1979
11	Chris Mohr at Buf, Oct. 6, 1996
11	Chad Stapp vs. Hou, Dec. 1, 2002
11	Kevin Huber vs. Cin, Oct. 19, 2014

MOST YARDS

558	Kevin Huber vs. Cin, Oct. 19, 2014
511	Bob Grupp at K.C., Sept. 2, 1979
487	Thomas Morstead vs. N.O., Oct. 25, 2015
450	Steve O'Neal vs. NYJ, Sept. 19, 1971
444	Chris Mohr at Buf, Oct. 6, 1996

BEST AVG. (4-MIN)

55.6	Tom Tupa vs. N.E., Sept. 7, 1997
55.5	Shane Lechler vs. Oak, Oct. 10, 2004
54.7	Brett Kern at Ten, Dec. 28, 2014
54.5	Shane Lechler at Hou, Oct. 9, 2014
53.8	Brad Nortman at Jax, Oct. 2, 2016

LONGEST PUNT

79	Chuck Ramsey vs. NYJ, Oct. 15, 1978
79	Brett Kern at Ten, Dec. 28, 2014
78	Brad Nortman at Jax, Oct. 2, 2016
76	Larry Barnes at S.F., Dec. 8, 1957
76	Bobby Walden at Min, Oct. 19, 67

PUNT RETURNS

MOST (GAME)

8	Rick Upchurch vs. Den, Oct. 22, 1978
8	Phil McConkey vs. S.D., Nov. 26, 1989
8	Marcus Murphy vs. N.O., Oct. 25, 2015
7	Danny Reece vs. T.B., Sept. 9, 1979
7	Dino Hall at Cle, Oct. 26, 1981
7	Willie Drewery at Hou, Nov. 23, 1986
7	Chris Hale at Buf, Sept. 20, 1992
7	Eric Guliford at Car, Dec. 3, 1995

MOST YARDS

145	Tavon Austin vs. Stl, Nov. 10, 2013
123	J.T. Smith at K.C. Nov. 2, 1980
117	Wes Welker vs. N.E. Nov. 15, 2009
117	Julian Edelman at N.E. Nov. 18, 2012
111	Antwaan Randle-El vs. Was Oct. 22, 2006

LONGEST RETURN

98t	Tavon Austin vs. Stl, 11/10/2013
91t	Nate Burleson vs. Min, 11/8/2004
87t	Antwaan Randle-El vs. Was, 10/22/2006
83t	Omar Bolden vs. Den, 11/8/2015
80t	Stanley Morgan at N.E., 11/18/1979

HIGHEST AVG. (2 MIN)

58.5	Julian Edelman at N.E., Nov. 18, 2012
55.5	Antwaan Randle-El vs. Was, Oct. 22, 2006
48	Nate Burleson vs. Min, Nov. 8, 2004
45.5	Jake Scott at Mia, Nov. 22, 1970
44	Willie Wood at G.B., Oct. 8, 1961

MOST FAIR CATCHES

6	Jaydon Mickens vs. Jax, Oct. 22, 2017
6	Kermit Alexander at S.F., Oct. 13, 1968
4	Thom Darden at Cle, Sept. 16, 1973
4	Rod Woodson vs. Pit, Oct. 6, 1991
4	Rod Woodson at Pit, Nov. 22, 1992
4	Walter Stanley at N.E., Dec. 6, 1992
4	Jeff Ogden at Mia, Dec. 17, 2000
4	Quan Cosby vs. Cin, Nov. 14, 2010
4	Keshawn Martin at Hou, Oct. 9, 2014
4	Corey Clement at Phi, Sept. 23, 2018
4	Chris Hogan vs. NYJ, Sept. 27, 2020



OPPONENTS BEST GAMES

KICKOFF RETURNS

MOST (GAME)

8	Allen Rossum at Phi, Nov. 21, 1999
8	Chris Johnson vs. Stl, Oct. 17, 2005
8	Tab Perry at Cin, Nov. 20, 2005

MOST YARDS

266	Jerome Mathis at Hou, Oct. 23, 2005
242	Jonathan Carter vs. NYJ, Nov. 16, 2003
233	Jerome Mathis at Hou, Sept. 23, 2007
211	Roell Preston vs. G.B., Nov. 16, 1997
206	Allen Carter vs. N.E., Dec. 21, 1975

LONGEST RETURN

106t	Brad Smith vs. NYJ, Dec. 27, 2009
103t	Tom Wilson vs. L.A. Rams, Nov. 25, 1956
103t	Herb Adderley at G.B., Nov. 18, 1962
103t	Justin Miller at NYJ, Oct. 1, 2006
102t	Curtis Brown at Buf, Sept. 24, 1978

LONGEST NON-SCORING RETURN

96 Joe Arenas at S.F., Dec. 16, 1956

HIGHEST AVG. (2 MIN)

67.3	Lenny Lyles at S.F., Dec. 18, 1960
62.0	Willie Galimore vs. Chi, Oct. 4, 1958
61.5	Tom Wilson vs. L.A. Rams, Nov. 25, 1956
60.0	Lance Rentzel at Min, Nov. 14, 1965

FUMBLE RETURNS

LONGEST

83t	Clayton Fejedelem vs. Cin, Sept. 9, 2018
80t	Phil Wise at NYJ, Dec. 2, 1973
78t	Darrell Green at Was, Nov. 7, 1993
75t	Derrol Ray at NYJ, Sept. 7, 1980



OPPONENTS CAREER BEST

MOST

SCORING

MOST POINTS

207	Pat Leahy, NYJ
143	Steve Christie, T.B./Buf
140	Josh Scobee, Jax
138	Paul Hornung, G.B.
122	Adam Vinatieri, N.E.
122	Rob Bironas, Ten

MOST TOUCHDOWNS (R-P-RT)

16	Paul Hornung, G.B. (13-3-0)
16	Andre Reed, Buf (0-16-0)
14	Stanley Morgan, N.E. (0-13-1)
14	Maurice Jones-Drew, Jax. (10-3-1)
13	Rick Casares, Chi (11-2-0)
13	Jim Taylor, G.B./N.O. (12-1-0)

MOST PATS

69	Pat Leahy, NYJ
52	John Smith, N.E.
47	Adam Vinatieri, N.E.
42	George Blanda, Chi/Oak

MOST PAT ATTEMPTS

74	Pat Leahy, NYJ
56	John Smith, N.E.
47	Adam Vinatieri, N.E.
44	Uwe Von Schamann, Mia
43	George Blanda, Chi/Oak
43	Garoy Yepremian, Det/Mia

MOST FGS

46	Pat Leahy, NYJ
35	Steve Christie, T.B./Buf
35	Josh Scobee, Jax
31	Rob Bironas, Ten
27	Olindo Mare, Mia/N.O./Sea/Car

MOST FG ATTS

62	Pat Leahy, NYJ
45	Josh Scobee, Jax
44	Steve Christie, T.B./Buf
38	Rob Bironas, Ten
34	Garoy Yepremian, Det/Mia

MOST CONSECUTIVE FGS

18	Tony Franklin, Phi/N.E.
15	Adam Vinatieri*, N.E.
13	Nate Kaeding*, S.D.
13	Olindo Mare, Mia
12	John Smith, N.E.
12	Rob Bironas, Ten

MOST 50+ FGS

5	Rob Bironas, Ten
5	Josh Scobee, Jax
4	Jason Hanson, Det
2	John Carney, S.D./N.O.
2	Steve Christie, T.B./Buf
2	Sebastian Janikowski, Oak
2	Nate Kaeding, S.D.
2	Chip Lohmiller, Was
2	Jim Martin, Det/Bal/Was
2	Nick Novak, Hou
2	Pete Stoyanovich, Mia/K.C.

RUSHING

MOST RUSHING ATTEMPTS

345	Curtis Martin, N.E./NYJ
304	Thurman Thomas, Buf
284	Maurice Jones-Drew, Jax
266	Derrick Henry, Ten
251	Jim Taylor, G.B./N.O.

MOST RUSHING YARDS

1645	Curtis Martin, N.E./NYJ
1451	Maurice Jones-Drew, Jax
1330	Derrick Henry, Ten
1251	Fred Taylor, Jax
1230	Thurman Thomas, Buf

MOST RUSHING TOUCHDOWNS

13	Paul Hornung, G.B.
12	Jim Taylor, G.B./N.O.
11	Rick Casares, Chi
10	Antowain Smith, Buf/N.E.
10	Maurice Jones-Drew, Jax

MOST 100+ GAMES

9	Curtis Martin, N.E./NYJ
8	Maurice Jones-Drew, Jax
7	Freeman McNeil, N.Y. Jets
6	O.J. Simpson, Buf
6	Fred Taylor, Jax

PASSING

MOST PASSING ATTEMPTS

1030	Dan Marino, Mia
518	Drew Bledsoe, N.E./Buf
513	John Brodie, S.F.
501	Tom Brady, NE/T.B.
500	Joe Ferguson, Buf
500	Jim Kelly, Buf

MOST PASSING COMPLETIONS

624	Dan Marino Mia
346	Tom Brady N.E.
315	Drew Bledsoe N.E./Buf
300	Jim Kelly Buf
277	John Brodie S.F.

MOST PASSING YARDS

7537	Dan Marino, Mia
3979	Tom Brady, N.E.
3752	Jim Kelly, Buf
3667	Joe Ferguson, Buf
3622	Drew Bledsoe, N.E./Buf

MOST PASSING TOUCHDOWNS

54	Dan Marino, Mia
33	Tom Brady, N.E./T.B.
31	Joe Ferguson, Buf
28	Jim Kelly, Buf
25	Drew Bledsoe, N.E./Buf

MOST PASSES INTERCEPTED

29	John Brodie, S.F.
27	Bart Starr, G.B.
24	Y.A. Tittle, S.F./NYG
24	Steve Grogan, N.E.
22	Bill Wade, L.A. Rams/Chi

MOST 300+ GAMES

7	Dan Marino, Mia
5	Warren Moon, Hou/Sea
5	Tom Brady, N.E.
4	Bill Wade, L.A. Rams/Chi
4	Blake Bortles, Jax
4	Ben Roethlisberger, Pit
3	Joe Namath, NYJ
3	Brian Sipe, Cle
3	Brett Favre, G.B.
3	Brian Hoyer, Hou/Chi/S.F.
3	Carson Palmer, Cin/Ari

RECEIVING

MOST RECEPTIONS

128	Andre Reed, Buf
125	Andre Johnson, Hou
85	DeAndre Hopkins, Hou/Ten
79	Al Toon, NYJ
79	Stanley Morgan, N.E.



OPPONENTS CAREER BEST

MOST RECEIVING YARDS

1718	Andre Reed, Buf
1621	Andre Johnson, Hou
1615	Stanley Morgan, N.E.
1193	DeAndre Hopkins, Hou/Ten
1094	Billy Wilson, S.F.

MOST TOUCHDOWN RECEPTIONS

16	Andre Reed, Buf
13	Stanley Morgan, N.E.
11	Nat Moore, Mia
10	Andre Johnson, Hou
8	Wesley Walker, NYJ
8	Billy Wilson, S.F.
8	Billy Howton, G.B./Dal
8	Howard Cassady, Det
8	Tony Martin, Atl/Mia/S.D.
8	Bill McCall, Chi

MOST 100+ GAMES

8	Stanley Morgan, N.E.
6	Andre Johnson, Hou
5	Tony Martin, Atl/Mia/S.D.
4	Harlon Hill, Chi
4	Jimmy Smith, Jax
4	DeAndre Hopkins, Hou/Ten

INTERCEPTIONS

MOST INTERCEPTIONS

11	Bobby Dillon, G.B.
10	Jack Christiansen, Det
9	Dick LeBeau, Det
8	Michael Haynes, N.E./Oak

MOST INTERCEPTION YARDS

181	Bobby Dillon, G.B.
172	Herb Adderley, G.B.
140	Michael Haynes, N.E./Oak
139	Hank Gremminger, G.B.
137	Glenn Blackwood, Mia

MOST TOUCHDOWNS

2	Kevin Burnett, Dal/S.D.
2	Henry Jones, Buf
2	Ty Law, N.E.
2	Otis Smith, N.E./NYJ

PUNTING

MOST PUNTS

106	Chris Mohr, Buf/Atl
83	John Kidd, Buf/S.D./Mia/NYJ
81	Tommy Davis, S.F.
78	Rich Camarillo, N.E./Ari/Hou
78	Reggie Roby, Mia/Was/S.F.
78	Brett Kern, Ten/Den

MOST PUNT YARDS

4278	Chris Mohr, Buf/Atl
3603	Tomy Davis, S.F.
3574	John Kidd, Buf/S.D./Mia/NYJ
3521	Shane Lechler, Oak/Hou
3497	Brett Kern, Ten/Den

HIGHEST AVERAGE (MIN. 25 ATT.)

48.2	Shane Lechler, Oak/Hou
47.6	Kevin Huber, Cin
46.5	Boyd Dowler, G.B.
46.5	Yale Lary, Det
45.8	Brian Moorman, Buf

MOST TOUCHBACKS

12	Chris Mohr, Buf
11	Rich Camarillo, N.E./Ari/Hou
9	Yale Lary, Det
9	Lee Johnson, Cin/Cle/N.E./Ten
8	Tom Tupa, Cle/N.E./NYJ/T.B.
8	Craig Hentrich, G.B./Ten

MOST INSIDE 20

28	Shane Lechler, Oak/Hou
27	Rich Camarillo, N.E./Ari/Hou
26	John Kidd, Buf/S.D./Mia/NYJ
26	Chris Mohr, Buf/Atl
25	Brett Kern, Ten/Den



RECORDS

100-YARD RUSHING GAMES (210)

Date	Player	No-Yds	Date	Player	No-Yds	Date	Player	No-Yds
1/3/21	Taylor vs. Jax.	30-253	9/15/02	James vs. Mia.	30-138	9/6/07	Addai vs. NO	23-118
10/15/00	James at Sea.	38-219	12/10/89	Dickerson vs. Cle.	26-137	11/7/53	Huzvar at Det.	19-117
11/21/04	James at Chi.	23-204	11/22/53	Taliaferro vs. LAR	16-136	10/29/55	Ameche vs. GB	22-117
9/19/71	Bulaich vs. NYJ	22-198	10/19/58	Moore at Det.	12-136	11/2/69	Matte vs. Was.	21-117
2/27/87	Dickerson vs. TB	33-196	11/1/76	Mitchell vs. Hou.	28-136	11/22/87	Dickerson at NE	27-117
9/25/55	Ameche vs. Chi.	15-194	11/29/87	Dickerson vs. Hou.	27-136	9/19/88	Dickerson at Cle.	22-117
11/29/98	Faulk at Bal.	17-192	10/10/04	James vs. Oak.	32-136	12/16/90	Dickerson at NYJ	28-117
1/6/24	Taylor vs. Hou.	30-188	9/30/07	Addai vs. Den.	19-136	12/1/91	Dickerson vs. Cle.	16-117
10/28/56	Moore vs. GB	13-185	9/9/01	James at NYJ	28-135	10/31/99	James vs. Dal.	27-117
11/21/21	Taylor at Buf.	32-185	9/30/73	Mitchell vs. NO	22-133	1/12/69*	Matte vs NYJ	11-116
11/30/75	Mitchell vs. KC	26-178	12/9/97	Faulk at NYJ	23-133	12/26/70*	Bulaich vs. Cin.	25-116
10/1/95	Faulk vs. Stl.	19-177	10/28/18	Mack at Oak.	25-132	9/17/89	Dickerson at LAR	21-116
12/16/01	Rhodes vs. Atl.	29-177	10/6/19	Mack at KC	29-132	11/16/97	Faulk vs. GB	17-116
9/8/19	Mack at LAC	25-174	11/19/89	Dickerson vs. NYJ	31-131	10/14/01	James vs. Oak.	26-116
11/4/21	Taylor vs. NYJ	19-172	11/12/00	James vs. NYJ	31-131	11/17/19	Williams vs. Jax.	13-116
12/28/03	James at Hou.	27-171	12/6/81	Dickey vs. Dal.	15-130	11/14/21	Taylor vs. Jax.	21-116
11/26/06	Addai vs. Phi.	24-171	12/5/99	James at Mia.	23-130	9/26/76	Mitchell at Dal.	27-115
9/22/85	Wonsley vs. Det.	27-170	12/10/17	Gore at Buf.	36-130	9/20/81	Dickey at Den.	12-115
12/18/21	Taylor vs. NE	29-170	12/4/94	Faulk at Sea.	27-129	12/20/87	Dickerson at SD	23-115
10/23/88	Dickerson at SD	30-169	12/19/10	Brown vs. Jax.	14-129	12/13/98	Faulk vs. Cin.	26-115
12/4/88	Dickerson at Mia.	31-169	12/24/00	James vs. Min.	26-128	11/30/58	Moore vs. SF	8-114
12/18/88	Dickerson vs. Buf.	36-166	9/18/05	James vs. Jax.	27-128	9/18/77	Mitchell at Sea.	32-114
10/8/23	Moss vs. Ten.	23-165	10/17/10	Addai at Was.	17-128	9/30/84	McMillan vs. Buf.	16-114
12/21/86	Bentley at Raid.	25-162	9/13/98	Faulk at NE	29-127	11/10/02	Mungro at Phi.	28-114
11/25/56	Ameche vs. LAR	20-162	11/16/03	James vs. NYJ	36-127	1/8/23	Moss vs. Hou.	18-114
12/18/11	Brown vs. Ten.	16-161	11/8/64	Lorick at Chi.	14-126	10/10/93	Potts vs. Dal.	18-113
9/11/22	Taylor at Hou.	31-161	10/29/78	Washington at Mia.	20-126	2/4/07*	Rhodes vs. Chi.	21-113
10/11/87	Banks vs. NYJ	25-159	10/27/85	McMillan vs. GB	24-126	10/22/72	McCauley at NYJ	26-112
10/31/88	Dickerson vs. Den.	21-159	12/23/01	Rhodes vs. NYJ	17-126	11/9/75	Mitchell at Buf.	27-112
10/20/74	Mitchell at NYJ	40-156	12/14/03	James vs. Atl.	20-126	10/6/85	McMillan vs. Buf.	20-112
11/15/87	Dickerson at Mia.	30-154	10/21/18	Mack vs. Buf.	19-126	9/12/99	James vs. Buf.	26-112
10/1/55	Ameche vs. Det.	21-153	9/25/88	Dickerson vs. Mia.	30-125	12/17/00	James at Mia.	32-112
11/21/99	James at Phi.	22-152	1/11/04*	James at KC	26-125	11/4/07	Addai vs. N.E.	26-112
10/22/89	Dickerson at Cin.	31-152	9/3/00	James at KC	28-124	11/7/77	Mitchell vs. Was.	29-111
11/17/74	Mitchell at Atl.	33-151	12/22/00	James vs. NE	20-124	10/17/99	James at NYJ	26-111
12/13/20	Taylor at LV	20-150	9/19/04	James at Ten.	21-124	12/11/00	James vs. Buf.	27-111
1/5/19*	Mack at Hou.	24-148	11/28/05	James vs. Pit.	29-124	9/23/01	James vs. Buf.	23-111
12/31/95*	Crockett at SD	13-147	12/4/83	Dickey vs. NYJ	18-123	9/25/66	Lorick vs. SF	18-110
11/13/22	Taylor at LV	22-147	11/8/04	James vs. Min.	26-123	11/19/67	Matte vs. Det.	17-110
9/6/81	McMillan at NE	16-146	11/13/54	Taseff vs. GB@M	15-122	12/18/83	Dickey vs. Hou.	23-110
11/1/87	Bentley at NYJ	29-145	11/26/61	Moore at Was.	6-122	12/30/90	Dickerson at Mia.	20-110
10/17/21	Taylor vs. Hou.	14-145	11/13/05	James vs. Hou.	26-122	10/30/94	Faulk vs. NYJ	24-110
11/25/90	Dickerson at Cin.	22-143	1/6/07*	Addai vs. KC	25-122	11/9/97	Faulk vs. Cin.	18-110
9/4/94	Faulk at Hou.	23-143	9/24/23	Moss at Bal.	30-122	9/30/73	McCauley vs. NO	20-109
12/5/21	Taylor at Hou.	32-143	9/16/84	Dickey vs. St. Cards.	23-121	10/30/83	McMillan at Phi.	19-109
10/21/01	James vs. NE	30-143	10/7/07	Keith vs. TB	28-121	9/4/88	Dickerson vs. Hou.	24-109
10/17/05	James vs. Stl.	23-143	11/11/56	Moore at Cle.	11-120	11/17/99	James vs. KC	20-109
11/16/58	Ameche at Chi.	26-142	11/22/59	Ameche vs. SF	25-120	11/17/19	Mack vs. Jax	14-109
12/16/73	Mitchell vs. NE	34-142	12/15/63	Matte vs. LAR	13-120	11/11/56	Ameche at Cle.	18-108
10/9/77	Mitchell vs. Mia.	17-142	9/14/03	James vs. Ten.	30-120	10/17/71	Bulaich at NYG	15-108
9/9/04	James at NE	30-142	12/7/75	Mitchell at NYG	23-119	12/15/85	McMillan at TB	13-108
1/6/02	Rhodes vs. Den.	31-141	12/30/18	Mack at Ten.	25-119	11/14/99	James at NYG	16-108
10/29/00	James vs. Det.	31-139	10/16/60	Moore vs. LAR	9-118	11/23/03	James at Buf.	28-108
10/23/05	James at Hou.	21-139	10/2/88	Dickerson at NE	29-118	9/25/05	James vs. Cle.	27-108
12/16/18	Mack vs. Dal.	27-139	9/19/99	James at NE	22-118	12/25/21	Taylor at Ari.	27-108
11/8/87	Dickerson vs. SD	35-138	11/26/00	James vs. Mia.	26-118	1/2/22	Taylor vs. LV	20-108



RECORDS

Date	Player	No-Yds
10/12/75	Mitchell vs. Buf.	19-107
12/17/89	Dickerson vs. Mia.	21-107
12/30/00*	James at Mia.	21-107
12/4/05	James vs. Ten.	28-107
10/24/21	Taylor at SF	18-107
9/17/61	Perry vs. LAR	18-106
11/23/75	Mitchell at Mia.	26-106
9/19/76	Mitchell vs. Cin.	27-106
11/4/79	Washington vs. Cin.	22-106
9/10/89	Dickerson vs. SF	19-106
11/17/02	James vs. Dal.	24-106
10/16/16	Gore at Hou.	22-106
11/5/61	Perry vs. GB	21-105
11/25/04	James at Det.	23-105
12/5/04	James vs. Ten.	18-105
10/9/05	James at SF	21-105
11/16/08	Addai vs. Hou.	22-105
12/16/12	Ballard at Hou.	18-105
12/9/73	Mitchell vs. Mia.	35-104
9/11/94	Faulk at TB	18-104
11/25/01	Rhodes vs. SF	27-104
10/26/03	James vs. Hou.	23-104
12/12/04	James at Hou.	28-104
11/7/05	James at NE	34-104
11/21/19	Williams at Hou.	26-104
10/18/98	Faulk at SF	17-103
12/26/99	James at Cle.	28-103
10/3/21	Taylor at Mia.	16-103
11/23/80	Dickey at NE	16-102
12/21/97	Faulk at Min.	23-102
10/25/01	James at KC	27-102
12/5/96	Faulk vs. Phi.	16-101
12/12/99	James vs. NE	20-101
12/18/16	Gore at Min.	26-101
9/20/20	Taylor vs. Min.	26-101
11/12/61	Perry at Min.	19-100
10/6/85	Bentley vs. Buf.	17-100
1/2/94	Potts vs. Buf.	14-100
11/4/01	Rhodes at Buf.	24-100
12/24/06	Addai at Hou.	15-100
10/28/07	Addai at Car.	23-100
12/31/17	Gore vs. Hou.	24-100

*Postseason Game

LEADERS: Edgerrin James, 51; Eric Dickerson, 24; Lydell Mitchell, 16; Jonathan Taylor, 16; Marshall Faulk, 14; Joseph Addai, 9; Marlon Mack, 8; Alan Ameche, 7; Curtis Dickey, 6; Randy McMillan, 6; Lenny Moore, 6; Dominic Rhodes, 6; Frank Gore, 4; Tom Matte, 4; Albert Bentley, 3; Norm Bulaich, 3; Zack Moss, 3; Joe Perry, 3; Donald Brown, 2; Tony Loric, 2; Don McCauley, 2; Roosevelt Potts, 2; Joe Washington, 2; Jonathan Williams, 2; Vick Ballard, 1; Chuck Banks, 1; Zack Crockett, 1; John Huzvar, 1; Kenton Keith, 1; James Mungro, 1; George Taliaferro, 1; Carl Taseff, 1; George Wonsley, 1.

AGAINST OPPONENT: Jets, 17; Texans, 17; Bills, 15; Dolphins, 15; Patriots, 14; Titans, 12; 49ers, 8; Rams, 8; Bengals, 7; Browns, 7; Chiefs, 7; Lions, 7; Raiders, 7; Cowboys, 6; Jaguars, 6; Packers, 6; Vikings, 6; Bears, 5; Chargers, 5; Eagles, 5; Broncos, 4; Buccaneers, 4; Washington, 4; Falcons, 3; Giants, 3; Saints, 3; Seahawks, 3; Cardinals, 2; Ravens, 2; Panthers, 1; Steelers, 1.

TWO 100-YARD RUSHERS: Moore (120), Ameche (108) at Cle. 11/11/56; Mitchell (133), McCauley (109) vs. NO 9/30/73; McMillan (112), Bentley (100) vs. Buf. 10/6/85; Williams (116), Mack (109) vs. Jax. 11/17/19: **Total: 4**



RECORDS

300-YARD PASSING GAMES (180)

Date	Player	C-A-YDS-TD-IN
10/31/04	472 Manning at KC	25-44-472-5-1
9/30/18	464 Luck vs. Hou.	40-62-464-4-0
1/9/05	*458 Manning vs. Den.	27-33-458-4-1
1/4/14	*443 Luck vs. KC	29-45-443-4-3
9/25/00	440 Manning vs. Jax.	23-36-440-4-0
9/12/10	433 Manning at Hou.	40-57-433-3-0
11/4/12	433 Luck vs. Mia.	30-48-433-2-0
12/5/04	425 Manning vs. Ten.	25-33-425-3-2
9/23/01	421 Manning vs. Buf.	23-29-421-4-2
9/26/99	404 Manning at SD	29-54-404-2-1
1/13/07	*402 Manning vs. SD	33-48-402-3-2
10/11/21	402 Wentz at Bal.	25-35-402-2-0
9/17/67	401 Unitas vs. Atl.	23-32-401-2-1
11/16/03	401 Manning vs. NYJ	27-36-401-1-0
9/17/06	400 Manning vs. Hou.	26-38-400-3-0
10/26/14	400 Luck at Pit.	26-45-400-3-2
12/9/18	399 Luck at Hou.	27-41-399-2-1
11/1/59	397 Unitas vs. Cle.	23-41-397-4-3
11/21/10	396 Manning at NE	38-52-396-4-3
9/26/04	393 Manning vs. GB	28-40-393-5-0
9/28/14	393 Luck vs. Ten.	29-41-393-4-1
12/2/12	391 Luck at Det.	24-54-391-4-3
10/16/22	389 Ryan vs. Jax.	42-58-389-3-0
10/6/03	386 Manning at TB	34-47-386-2-1
12/16/62	385 Unitas vs. Min.	19-34-385-4-2
12/15/74	385 Jones vs. NYJ	36-53-385-4-4
9/11/16	385 Luck vs. Det.	31-47-385-4-0
12/26/04	383 Manning vs. SD	27-44-383-2-1
9/27/09	379 Manning at Ari.	24-35-379-4-1
1/4/04	*377 Manning vs. Den.	22-26-377-5-0
1/24/10	*377 Manning vs. NYJ	26-39-377-3-0
11/10/63	376 Unitas vs. Det.	17-24-376-2-1
9/24/72	376 Unitas vs. NYJ	26-45-376-2-0
11/7/93	376 George at Was.	37-59-376-3-1
1/4/15	*376 Luck vs. Cin.	31-44-376-1-0
10/18/20	371 Rivers vs. Cin.	29-44-371-3-1
11/12/67	370 Unitas at Atl.	17-20-370-4-0
11/25/01	370 Manning vs. SF	31-51-370-1-4
9/7/14	370 Luck at Den.	35-53-370-2-2
9/21/14	370 Luck at Jax.	31-39-370-4-0
10/9/14	370 Luck at Hou.	25-44-370-3-1
11/30/14	370 Luck vs. Was.	19-27-370-5-1
10/24/04	368 Manning at Jax.	27-39-368-3-0
12/8/62	367 Unitas vs. Was.	25-36-367-4-1
9/10/00	367 Manning vs. Oak.	33-48-367-3-2
12/22/02	365 Manning vs. NYG	30-46-365-3-2
11/20/05	365 Manning at Cin.	24-40-365-3-1
12/5/10	365 Manning vs. Dal.	36-48-365-2-4
10/4/18	365 Luck at NE	38-59-365-3-2
12/18/08	364 Manning at Jax.	29-34-364-3-0
9/13/20	363 Rivers at Jax.	36-46-363-1-2
10/7/12	362 Luck vs. GB	31-55-362-2-1
11/16/86	359 Trudeau at NYJ	27-57-359-1-4
12/4/60	357 Unitas vs. Det.	22-40-357-2-3
9/27/81	357 Jones vs. Mia.	20-27-357-3-1
11/29/98	357 Manning at Bal.	27-42-357-3-1
12/23/18	357 Luck vs. NYG	31-47-357-2-1
11/26/60	356 Unitas vs. SF	16-30-356-3-5

Date	Player	C-A-YDS-TD-IN
10/2/22	356 Ryan vs. Ten.	27-37-356-2-1
12/1/63	355 Unitas at Was.	24-37-355-3-1
11/3/14	354 Luck at NYG	25-46-354-4-0
10/1/67	353 Unitas vs. SF	22-37-353-2-0
10/4/09	353 Manning vs. Sea.	31-41-353-2-1
12/4/11	353 Orlovsky at NE	30-37-353-2-1
11/10/13	353 Luck vs. Stl.	29-47-353-1-3
10/23/16	353 Luck at Ten.	27-39-353-3-0
10/3/10	352 Manning at Jax.	33-46-352-2-1
9/11/22	352 Ryan at Hou.	32-50-352-1-1
12/3/06	351 Manning at Ten.	21-28-351-1-2
12/28/58	*349 Unitas at NYG	26-40-349-1-1
1/21/07	*349 Manning vs. NE	27-47-349-1-1
12/19/70	348 Morrall vs. NYJ	18-33-348-4-1
9/22/91	348 George vs. Det.	29-40-348-2-1
11/9/03	347 Manning at Jax.	28-45-347-2-2
11/1/09	347 Manning vs. SF	31-48-347-0-0
10/29/06	345 Manning at Den.	32-39-345-3-0
12/8/63	344 Unitas vs. Min.	17-22-344-3-0
10/19/14	344 Luck vs. Cin.	27-42-344-2-0
11/6/66	342 Unitas vs. Was.	22-31-342-3-2
11/25/18	342 Luck vs. Mia.	30-37-343-3-2
10/22/06	342 Manning vs. Was.	25-35-342-4-0
12/18/77	340 Jones vs. NE	19-30-340-3-0
11/16/97	340 Justin vs. GB	24-30-340-1-0
12/17/66	339 Unitas at SF	20-30-339-4-1
12/3/00	339 Manning at NYJ	27-51-339-2-2
11/29/92	337 Trudeau vs. Buf.	26-41-337-0-1
12/18/05	336 Manning vs. SD	26-45-336-1-2
12/20/98	335 Manning at Sea.	23-39-335-1-1
10/21/01	335 Manning vs. NE	22-34-335-1-0
10/8/00	334 Manning at NE	31-54-334-1-3
11/18/12	334 Luck at NE	27-50-334-2-3
2/7/10	*333 Manning vs. NO	31-45-333-1-1
10/25/15	333 Luck vs. NO	23-44-333-3-2
1/11/14	*331 Luck at NE	20-41-331-2-4
9/25/16	331 Luck vs. SD	24-37-331-1-1
11/15/92	330 George vs. NE	18-35-330-2-3
1/2/94	330 George vs. Buf.	30-48-330-1-0
9/30/90	329 Trudeau at Phi.	19-40-329-3-1
10/15/23	329 Minshew II at Jax.	33-55-329-1-3
12/20/92	328 George vs. Pho.	26-45-328-1-0
11/11/07	328 Manning at SD	34-56-328-2-6
11/3/02	327 Manning vs. Ten.	37-50-327-2-1
11/15/09	327 Manning vs. NE	28-44-327-4-2
11/5/06	326 Manning at NE	20-36-326-2-1
12/8/13	326 Luck at Cin.	29-46-326-4-0
10/20/19	326 Brissett vs. Hou.	26-39-326-4-0
12/16/01	325 Manning vs. Atl.	23-35-325-3-1
9/26/10	325 Manning at Den.	27-43-325-3-0
11/15/59	324 Unitas vs. GB@M	19-33-324-3-0
11/6/60	324 Unitas vs. GB	20-29-324-4-1
10/31/65	324 Unitas at SF	23-34-324-4-0
12/11/05	324 Manning at Jax.	24-36-324-2-0
12/15/63	323 Unitas vs. LAR	21-37-323-1-0
11/20/77	322 Jones vs. NYJ	23-36-322-2-1
10/9/16	322 Luck vs. Chi.	28-39-322-2-0
11/7/05	321 Manning at NE	28-37-321-3-1



RECORDS

Date	Player	C-A-YDS-TD-IN
9/15/13	321 Luck vs. Mia.	25-43-321-1-1
1/1/17	321 Luck vs. Jax.	24-40-321-2-1
11/14/04	320 Manning vs. Hou.	18-27-320-5-2
11/16/08	320 Manning vs. Hou.	30-46-320-2-0
10/10/65	319 Unitas vs. Det.	18-24-319-3-1
10/19/69	319 Unitas at NO	20-28-319-3-0
10/8/95	319 Harbaugh at Mia.	25-33-319-3-0
11/10/02	319 Manning at Phi.	18-23-319-3-0
12/9/10	319 Manning at Ten.	25-35-319-2-0
9/9/18	319 Luck vs. Cin.	39-53-319-2-1
12/1/19	319 Brissett vs. Ten.	25-40-319-1-2
12/14/86	318 Hogeboom vs. Buf.	23-33-318-2-0
10/18/92	318 George vs. SD	27-39-318-2-2
12/14/08	318 Manning vs. Det.	28-37-318-1-0
11/8/09	318 Manning vs. Hou.	34-50-318-1-1
10/12/86	315 Trudeau vs. NO	24-44-315-2-1
11/29/15	315 Hasselbeck vs. TB	26-42-315-2-0
11/18/56	314 Unitas at Det.	17-30-314-0-1
12/16/61	314 Unitas at SF	19-34-314-3-0
9/28/03	314 Manning at NO	20-25-314-6-0
10/8/17	314 Brissett vs. SF	22-34-314-0-1
10/31/99	313 Manning vs. Dal.	22-34-313-1-0
12/10/06	313 Manning at Jax.	25-50-313-0-1
9/23/12	313 Luck vs. Jax.	22-46-313-2-1
10/21/90	312 Trudeau vs. Den.	24-39-312-2-1
9/16/07	312 Manning at Ten.	28-42-312-1-1
10/5/14	312 Luck vs. Bal.	32-49-312-1-2
10/18/15	312 Luck vs. NE	30-50-312-3-0
12/3/23	312 Minshew II at Ten.	26-42-312-2-0
12/23/07	311 Manning vs. Hou.	28-35-311-3-0
9/14/08	311 Manning at Min.	26-42-311-1-2
10/11/81	310 Jones vs. Cin.	22-30-310-1-2
11/30/97	310 Harbaugh at NE	22-41-310-2-0
12/2/01	310 Manning at Bal.	27-48-310-2-1
1/3/09	*310 Manning at SD	25-42-310-1-0
9/22/19	310 Brissett vs. Atl.	28-37-310-2-0
9/27/98	309 Manning vs. NO	19-32-309-1-3
10/11/09	309 Manning at Ten.	36-44-309-3-1
9/9/12	309 Luck at Chi.	23-45-309-1-3
1/9/21	*309 Rivers at Buf.	27-46-309-2-0
12/17/09	308 Manning at Jax.	23-30-308-4-1
11/5/17	308 Brissett at Hou.	20-30-308-2-0
11/12/20	308 Rivers at Ten.	29-39-308-1-0
10/2/60	307 Unitas vs. Chi.	14-27-307-4-0
9/28/75	307 Jones vs. Oak.	21-43-307-1-1
10/17/10	307 Manning at Was.	25-38-307-2-0
11/9/75	306 Jones at Buf.	14-22-306-2-1
11/28/21	306 Wentz vs. TB	27-44-306-3-2
11/21/65	305 Unitas vs. Phi.	19-32-305-2-1
10/22/23	305 Minshew II vs. Cle.	15-23-305-2-1
11/25/79	304 Landry vs. Mia.	25-42-304-3-1
10/21/02	304 Manning at Pit.	32-48-304-1-3
1/11/04	*304 Manning at KC	22-30-304-3-0

Date	Player	C-A-YDS-TD-IN
9/21/09	303 Manning at Mia.	14-23-303-2-0
11/16/14	303 Luck vs. NE	23-39-303-2-1
10/29/61	302 Unitas vs. Chi.	20-36-302-2-2
10/6/68	302 Morrall vs. Chi.	14-25-302-4-1
9/6/98	302 Manning vs. Mia.	21-37-302-1-3
11/5/00	302 Manning at Chi.	26-39-302-2-1
9/19/76	301 Jones vs. Cin.	14-29-301-3-3
9/1/91	301 George vs. NE	27-42-301-1-2
9/13/09	301 Manning vs. Jax.	28-38-301-1-1
10/14/18	301 Luck at NYJ	23-43-301-4-3
10/26/69	300 Unitas vs. SF	19-37-300-2-3

*Postseason Game

LEADERS: Peyton Manning, 71; Andrew Luck, 36; John Unitas, 27; Bert Jones, 8; Jeff George, 7; Jacoby Brissett, 5; Jack Trudeau, 5; Philip Rivers, 4; Gardner Minshew II, 3; Matt Ryan, 3; Jim Harbaugh, 2; Earl Morrall, 2; Carson Wentz, 2; Matt Hasselbeck, 1; Gary Hogeboom, 1; Paul Justin, 1; Greg Landry, 1; Dan Orlovsky, 1.

AGAINST OPPONENT: Patriots, 17; Jaguars, 15; Texans, 12; Titans, 12; 49ers, 9; Jets, 9; Bengals, 8; Chargers, 8; Dolphins, 8; Lions, 8; Washington, 7; Bears, 6; Bills, 6; Broncos, 6; Saints, 6; Packers, 5; Giants, 4; Falcons, 4; Ravens, 4; Buccaneers, 3; Chiefs, 3; Eagles, 3; Vikings, 3; Browns, 2; Cardinals, 2; Cowboys, 2; Raiders, 2; Rams, 2; Seahawks, 2; Steelers, 2; Panthers, 0.



RECORDS

100-YARD RECEIVING GAMES (377)

Date	Player	No-Yds	Date	Player	No-Yds	Date	Player	No-Yds
11/10/57	Berry at Was.	12-224	10/26/14	Hilton at Pit.	6-155	12/10/89	Rison vs. Cle.	5-135
1/4/14	*Hilton vs. KC	13-224	11/18/18	Hilton vs. Ten.	9-155	12/18/05	Harrison vs. SD	8-135
10/9/14	Hilton at Hou.	9-223	11/29/98	Small at Bal.	9-153	9/17/06	Wayne vs. Hou.	6-135
1/9/05	*Wayne vs. Den.	10-221	12/5/04	Stokley vs. Ten.	8-153	9/9/12	Wayne at Chi.	9-135
10/7/12	Wayne vs. GB	13-212	9/24/17	Hilton vs. Cle.	7-153	11/12/67	Perkins at Atl.	5-134
10/24/76	Carr at NYJ	5-210	10/21/90	Hester vs. Den.	8-152	12/7/69	Hinton vs. Det.	5-134
11/7/93	Langhorne at Was.	12-203	1/24/10	*Garcon vs. NYJ	11-151	10/15/00	Harrison at Sea.	7-134
12/5/10	Wayne vs. Dal.	14-200	11/24/68	Richardson vs. Min.	6-150	12/9/07	Gonzalez at Bal.	6-134
12/9/18	Hilton at Hou.	9-199	10/13/02	Harrison vs. Bal.	12-150	11/30/14	Moncrief vs. Was.	3-134
9/19/76	Carr vs. Cin.	6-198	12/4/11	Garcon at NE	9-150	10/16/22	Pittman Jr. vs. Jax.	13-134
9/26/99	Harrison at SD	13-196	12/7/14	Hilton at Cle.	10-150	12/8/62	Orr vs. Was.	6-133
9/26/99	Harrison at SD	13-196	10/25/15	Hilton vs. NO	4-150	12/7/80	Carr at Cin.	7-133
10/3/10	Wayne at Jax.	15-196	9/28/58	Berry vs. Det.	10-149	1/4/04	*Harrison vs. Den.	7-133
9/28/70	Hinton vs. KC	11-190	11/10/63	Berry vs. Det.	5-148	10/23/16	Hilton at Ten.	7-133
9/18/78	Carr at NE	6-187	12/22/68	*Richardson vs. Min.	6-148	10/30/66	Mackey at LAR	5-132
10/23/60	Berry at Det.	11-186	9/25/00	Wilkins vs. Jax.	9-148	11/14/04	Stokley vs. Hou.	5-132
9/24/67	Richardson at Phi.	11-184	11/1/09	Wayne vs. SF	12-147	12/17/09	Wayne at Jax.	5-132
9/26/04	Wayne vs. GB	11-184	12/15/57	Berry at LAR	7-146	12/13/15	Hilton at Jax.	4-132
9/21/09	Clark at Mia.	7-183	10/26/69	Orr vs. SF	8-146	12/16/62	Berry vs. Min.	8-131
11/9/58	Moore at NYG	6-181	9/13/87	Brooks vs. Cin.	6-146	11/6/66	Berry vs. Was.	10-131
11/26/60	Berry vs. SF	9-181	9/23/01	Harrison vs. Buf.	7-146	11/6/66	Orr vs. Was.	5-131
12/8/57	Moore at SF	6-180	12/5/16	Hilton vs. NYJ	9-146	10/22/07	Wayne at Jax.	9-131
12/28/58	*Berry at NYG	12-178	10/3/11	Garcon at TB	2-146	12/15/63	Berry vs. LAR	7-130
11/16/86	Brooks at NYJ	9-177	10/4/64	Orr vs. LAR	5-145	9/2/79	Washington at KC	13-130
10/8/17	Hilton vs. SF	7-177	9/27/81	Butler vs. Mia.	4-145	11/10/13	Hilton vs. Stl.	7-130
10/6/03	Harrison at TB	11-176	10/6/02	Harrison vs. Cin.	9-145	10/29/89	Rison vs. NE	6-129
11/5/17	Hilton at Hou.	5-175	11/5/06	Harrison at NE	8-145	1/3/09	*Wayne at SD	4-129
11/11/01	Harrison vs. Mia.	9-174	12/8/63	Mackey vs. Min.	5-144	12/23/56	Mutscheller vs. Was.	6-128
9/25/16	Hilton vs. SD	8-174	10/10/93	Dawkins vs. Dal.	8-144	9/27/98	Faulk vs. NO	6-128
12/15/02	Harrison at Cle.	9-172	9/15/02	Harrison vs. Mia.	11-144	11/15/98	Harrison vs. NYJ	9-128
12/3/06	Harrison at Ten.	7-172	1/4/04	*Stokley vs. Den.	4-144	11/25/01	Harrison vs. SF	8-128
9/26/10	Collie at Den.	12-171	11/16/14	Fleener vs. NE	7-144	1/6/02	Harrison vs. Den.	9-128
10/9/16	Hilton vs. Chi.	10-171	10/1/61	Moore vs. Min.	5-143	12/22/02	Harrison vs. NYG	10-128
12/11/83	Henry at Den.	8-169	9/18/66	Mackey at Min.	6-143	11/7/05	Harrison at NE	9-128
11/29/59	Berry vs. LAR	7-168	12/23/07	Wayne vs. Hou.	10-143	11/28/05	Harrison vs. Pit.	4-128
9/23/01	Pathon vs. Buf.	9-168	12/14/08	Clark vs. Det.	12-142	12/8/63	Berry vs. Min.	8-127
10/28/07	Wayne at Car.	7-168	9/10/00	Harrison vs. Oak.	10-141	10/23/94	Faulk vs. Was.	8-127
10/10/65	Orr vs. Det.	9-167	9/21/03	Wayne vs. Jax.	10-141	12/23/01	Harrison vs. NYJ	12-127
11/21/65	Moore vs. Phi.	7-163	11/16/03	Harrison vs. NYJ	9-141	11/25/04	Harrison at Det.	12-127
11/15/92	Johnson vs. NE	7-163	10/2/60	Moore vs. Chi.	4-140	9/17/06	Harrison vs. Hou.	7-127
9/12/10	Collie at Hou.	11-163	11/11/07	Wayne at SD	10-140	11/30/14	Fleener vs. Was.	4-127
9/13/09	Wayne vs. Jax.	10-162	10/6/13	Hilton vs. Sea.	5-140	10/11/53	Taliaferro at Chi.	5-126
10/4/87	Murray at Buf.	7-161	11/26/60	Moore vs. SF	5-139	12/27/59	*Moore vs. NYG	3-126
9/23/68	Orr at Atl.	5-160	12/4/60	Moore vs. Det.	4-139	9/17/67	Mackey vs. Atl.	8-126
11/10/68	Orr at Det.	5-160	10/16/88	Brooks vs. TB	7-139	11/17/68	Richardson vs. Stl.	5-126
10/1/89	Brooks at NYJ	7-159	12/6/64	Orr vs. Det.	5-138	11/18/01	Pollard at NO	3-126
10/8/00	Harrison at NE	13-159	12/26/99	Harrison at Cle.	14-138	9/27/09	Wayne at Ari.	7-126
9/28/03	Harrison at NO	6-158	11/17/02	Harrison vs. Dal.	14-138	11/15/09	Wayne vs. NE	10-126
12/2/07	Wayne vs. Jax.	8-158	10/29/06	Wayne at Den.	10-138	10/2/54	B. Young vs. NYG	2-125
11/23/58	Moore vs. LAR	6-157	12/23/18	Hilton vs. NYG	7-138	12/12/65	Berry vs. GB	10-125
10/21/01	Harrison vs. NE	8-157	11/6/60	Berry vs. GB	10-137	12/13/70	Jefferson at Buf.	5-125
11/1/59	Berry vs. Cle.	11-156	11/6/60	Moore vs. GB	8-137	11/7/76	L. Mitchell at SD	8-125
9/8/96	Dilger at NYJ	7-156	11/10/02	Harrison at Phi.	6-137	10/15/95	Dilger vs. SF	7-125
10/24/99	Harrison vs. Cin.	8-156	12/11/05	Harrison at Jax.	6-137	12/5/99	Harrison at Mia.	8-125
10/22/00	Harrison vs. NE	5-156	1/21/07	*Clark vs. NE	6-137	11/20/05	Clark at Cin.	6-125
11/18/56	Berry at Det.	6-155	9/14/08	Gonzalez at Min.	9-137	10/9/11	Garcon at Cin.	5-125
10/29/61	Moore vs. Chi.	7-155	11/12/72	Havrilak at SF	6-136	11/25/18	Hilton vs. Mia.	7-125
10/21/62	Orr at Chi.	7-155	11/9/75	Carr at Buf.	2-136	10/22/23	Downs vs. Cle.	5-125
12/29/13	Hilton vs. Jax.	11-155	12/6/09	Garcon vs. Ten.	6-136	12/3/67	Hawkins vs. Dal.	8-124



RECORDS

Date	Player	No-Yds	Date	Player	No-Yds	Date	Player	No-Yds
10/31/71	Perkins vs. Pit.	2-124	11/29/15	Moncrief vs. TB	8-114	12/8/13	Rogers at Cin.	6-107
11/6/78	Carr vs. Was.	4-124	10/2/60	Berry vs. Chi.	7-113	10/19/14	Hilton vs. Cin.	7-107
9/12/99	Green vs. Buf.	5-124	10/19/69	Orr at NO	5-113	11/26/23	Pittman Jr. vs. TB	10-107
12/7/03	Harrison at Ten.	10-124	9/29/85	Butler at NYJ	4-113	9/28/75	Doughty vs. Oak.	5-106
11/7/05	Wayne at NE	9-124	9/10/06	Harrison at NYG	9-113	10/10/76	Chester vs. Mia.	5-106
9/15/13	Hilton vs. Mia.	6-124	9/23/12	Hilton vs. Jax.	4-113	11/17/91	Brooks vs. Chi.	7-106
10/3/59	Berry vs. Chi.	8-123	1/6/13	*Wayne at Bal.	9-113	11/29/92	Arbuckle vs. Buf.	9-106
11/8/64	Orr at Chi.	6-123	10/26/14	Moncrief at Pit.	7-113	12/5/96	Harrison vs. Phi.	6-106
12/17/95	Dawkins vs. SD	6-123	11/25/56	Mutscheller vs. LAR	5-112	11/21/04	Wayne at Chi.	6-106
12/26/04	Stokley vs. SD	7-123	10/15/61	Mutscheller at Chi.	4-112	12/5/04	Harrison vs. Ten.	4-106
1/24/10	*Collie vs. NYJ	7-123	11/27/77	McCauley at Den.	11-112	12/9/10	Wayne at Ten.	4-106
9/19/21	Pittman Jr. vs. LAR	8-123	11/14/93	Langhorne vs. NYJ	8-112	9/11/11	Wayne at Hou.	7-106
12/8/62	Berry vs. Was.	11-122	10/24/04	Stokley vs. Jax.	7-112	12/22/11	Wayne vs. Hou.	8-106
12/18/77	Chester vs. NE	4-122	1/9/05	*Clark vs. Den.	6-112	10/20/19	Pascal vs. Hou.	6-106
12/24/05	Stokley at Sea.	5-122	12/24/06	Harrison at Hou.	8-112	10/31/54	Edwards at Was.	8-105
10/22/06	Wayne vs. Was.	7-122	1/8/11	*Garcon vs. NYJ	5-112	12/16/61	Orr at SF	4-105
11/27/11	Wayne vs. Car.	5-122	12/1/63	Orr at Was.	7-111	11/17/68	Mackey vs. Stl.	5-105
11/23/14	Hilton vs. Jax.	4-122	10/10/71	Mitchell at Buf.	6-111	9/23/73	Doughty vs. NYJ	5-105
9/21/15	Moncrief vs. NYJ	7-122	10/8/89	Brooks vs. Buf.	5-111	10/26/75	M. Johnson at NYJ	3-105
11/11/79	Washington at Mia.	10-121	11/21/99	Wilkins at Phi.	4-111	11/23/86	Brooks at Hou.	7-105
9/12/99	Harrison vs. Buf.	8-121	12/26/04	Harrison vs. SD	6-111	9/22/91	Johnson vs. Det.	9-105
11/10/02	Wayne at Phi.	6-121	11/19/06	Wayne at Dal.	7-111	10/18/92	Hester vs. SD	8-105
11/3/13	Hilton at Hou.	7-121	9/16/12	Avery vs. Min.	9-111	10/1/94	Dawkins at Buf.	6-105
10/29/17	Doyle at Cin.	12-121	12/30/12	Hilton vs. Hou.	4-111	9/19/99	Harrison at NE	7-105
9/11/22	Pittman Jr. at Hou.	9-121	9/20/20	Alie-Cox vs. Min.	5-111	11/22/07	Gonzalez at Atl.	6-105
10/26/80	Carr vs. Stl.	9-120	11/4/62	Orr at SF	5-110	12/18/08	Clark at Jax.	8-105
11/30/97	Dawkins at NE	7-120	10/1/67	Perkins vs. SF	5-110	9/28/14	Hilton vs. Ten.	6-105
9/16/84	Porter vs. Stl.	4-120	12/18/77	Doughty vs. NE	5-110	12/24/16	Hilton at Oak.	4-105
12/20/98	Small at Sea.	3-120	9/26/93	Hester vs. Cle.	7-110	10/4/18	Ebron at NE	9-105
11/1/98	Faulk vs. NE	9-119	9/22/02	Harrison at Hou.	8-110	12/8/19	Johnson at TB	3-105
10/12/03	Harrison vs. Car.	8-119	9/26/04	Stokley vs. GB	8-110	10/24/21	Pittman Jr. at SF	4-105
9/19/04	Wayne at Ten.	7-119	12/10/06	Wayne at Jax.	8-110	12/3/23	Pittman Jr. at Ten.	11-105
10/31/04	Harrison at KC	5-119	12/6/20	Hilton at Hou.	8-110	11/13/60	Berry at Chi.	6-104
10/31/04	Wayne at KC	6-119	10/21/56	Mutscheller at Chi.	5-109	10/6/68	Mackey vs. Chi.	7-104
11/8/09	Clark vs. Was.	14-119	11/8/59	Moore at Was.	4-109	10/6/68	Orr vs. Chi.	2-104
9/28/14	Wayne vs. Ten.	7-119	10/21/73	Doughty at Det.	3-109	10/27/85	Capers vs. GB	5-104
10/4/58	Moore vs. Chi.	3-118	10/27/85	Bouza vs. GB	6-109	9/30/90	Bentley at Phi.	3-104
12/12/99	Harrison vs. NE	6-118	11/14/99	Harrison at NYG	6-109	12/13/92	Cash at NYJ	7-104
10/12/08	Wayne vs. Bal.	8-118	10/29/00	Harrison vs. Det.	9-109	12/22/02	Wayne vs. NYG	6-104
10/25/59	Berry vs. GB	10-117	12/3/00	Wilkins at NYJ	7-109	12/14/08	Wayne vs. Det.	7-104
12/4/60	Berry vs. Det.	10-117	12/24/00	Harrison vs. Min.	12-109	11/12/17	Rogers vs. Pit.	6-104
12/19/99	Harrison vs. Was.	9-117	10/2/05	Harrison at Ten.	9-109	11/8/59	Mutscheller at Was.	6-103
12/14/03	Harrison vs. Atl.	7-117	12/1/19	Pascal vs. Ten.	7-109	11/22/64	Mackey at LAR	4-103
11/20/05	Wayne at Cin.	5-117	10/15/23	Pittman Jr. at Jax.	9-109	12/15/96	Harrison at KC	6-103
12/1/63	Matte at Was.	7-116	10/12/58	Moore vs. GB@M	6-108	9/25/00	Harrison vs. Jax.	2-103
10/11/21	Taylor at Bal.	3-116	12/17/66	Orr at SF	4-108	12/8/02	Wayne at Ten.	5-103
11/1/59	Moore vs. Cle.	5-115	9/14/80	Carr vs. Pit.	6-108	1/6/07	*Clark vs. KC	9-103
12/5/59	Moore at SF	6-115	10/31/88	Brooks vs. Den.	3-108	10/17/10	Garcon at Was.	4-103
1/3/71	*Hinton vs. Oak.	5-115	11/19/89	Rison vs. NYJ	5-108	11/11/14	*Hilton at NE	4-103
9/24/72	Havrilak vs. NYJ	4-115	11/13/05	Harrison vs. Hou.	7-108	1/4/15	*Hilton vs. Cin.	6-103
9/3/00	Harrison at KC	9-115	12/18/08	Wayne at Jax.	7-108	11/25/65	Mackey at Det.	5-102
9/6/07	Wayne vs. NO	7-115	11/22/09	Garcon at Bal.	6-108	12/15/74	Chester vs. NYJ	8-102
12/11/16	Hilton vs. Hou.	9-115	11/7/10	Tamme at Phi.	11-108	11/9/75	Doughty at Buf.	3-102
9/30/18	Hilton vs. Hou.	4-115	11/4/12	Avery vs. Mia.	5-108	11/20/77	Chester vs. NYJ	5-102
11/30/58	Berry vs. SF	9-114	10/18/20	M. Johnson vs. Cin.	5-108	9/6/98	Harrison vs. Mia.	5-102
9/24/72	Mitchell vs. NYJ	8-114	10/20/57	Mutscheller at Det.	5-107	11/22/98	Faulk at Buf.	8-102
12/12/76	Carr vs. Buf.	4-114	11/15/64	Moore vs. Min.	3-107	11/14/04	Clark vs. Hou.	3-102
12/13/81	Carr at Was.	6-114	11/24/02	Harrison at Den.	11-107	11/25/12	Wayne vs. Buf.	8-102
11/4/07	Addai vs. NE	5-114	11/21/10	Wayne at NE	8-107	11/4/12	Hilton vs. Mia.	6-102
11/9/08	Wayne at Pit.	6-114	11/14/13	Fleener at Ten.	8-107	12/28/58	*Moore at NYG	6-101



RECORDS

Date	Player	No-Yds
10/15/78	Doughty vs. NYJ	7-101
11/26/89	Brooks vs. SD	8-101
11/19/95	Dawkins at NE	4-101
12/16/01	Pollard vs. Atl.	5-101
12/1/02	Harrison vs. Hou.	9-101
12/10/06	Harrison at Jax.	6-101
11/12/20	Pittman Jr. at Ten.	7-101
10/20/57	Moore at Det.	6-100
11/18/62	Orr at GB	5-100
10/24/65	Orr vs. LAR	5-100
10/31/71	Richardson vs. Pit.	4-100
11/10/91	Hester at NYJ	5-100
12/14/97	Dilger at NYJ	5-100
10/26/03	Harrison vs. Hou.	8-100
11/16/03	Clark vs. NYJ	5-100
11/18/12	Hilton at N.E.	6-100
12/2/12	Hilton at Det.	6-100
9/29/13	Wayne at Jax.	5-100
12/23/17	Hilton vs. Bal.	6-100
12/3/23	Pierce at Ten.	3-100

*Postseason Game

LEADERS: Marvin Harrison, 60; Reggie Wayne, 46; T.Y. Hilton, 37; Raymond Berry, 24; Lenny Moore, 19; Jimmy Orr, 18; Roger Carr, 10; Dallas Clark, 10; Bill Brooks, 9; Pierre Garcon, 8; John Mackey, 8; Michael Pittman Jr., 8; Brandon Stokley, 7; Glenn Doughty, 6; Jim Mutscheller, 6; Sean Dawkins, 5; Willie Richardson, 5; Raymond Chester, 4; Marshall Faulk, 4; Jessie Hester, 4; Donte Moncrief, 4; Austin Collie, 3; Ken Dilger, 3; Coby Fleener, 3; Anthony Gonzalez, 3; Eddie Hinton, 3; Ray Perkins, 3; Andre Rison, 3; Terrence Wilkins, 3; Donnie Avery, 2; Ray Butler, 2; Sam Havrilak, 2; Anthony Johnson, 2; Marcus Johnson, 2; Reggie Langhorne, 2; Tom Mitchell, 2; Zach Pascal, 2; Marcus Pollard, 2; Torrance Small, 2; Joe Washington, 2; Joseph Addai, 1; Mo Alie-Cox, 1; Charles Arbuckle, 1; Albert Bentley, 1; Matt Bouza, 1; Wayne Capers, 1; Kerry Cash, 1; Josh Downs, 1; Jack Doyle, 1; Eric Ebron, 1; Dan Edwards, 1; E. G. Green, 1; Alex Hawkins, 1; Bernard Henry, 1; Roy Jefferson, 1; Marshall Johnson, 1; Tom Matte, 1; Don McCauley, 1; Lydell Mitchell, 1; Walter Murray, 1; Jerome Pathon, 1; Alec Pierce, 1; Tracy Porter, 1; Chester Rogers, 1; Da'Rick Rogers, 1; George Taliaferro, 1; Jacob Tamme, 1; Jonathan Taylor, 1; Buddy Young, 1.

AGAINST OPPONENT: Jets, 26; Patriots, 25; Texans, 24; Jaguars, 21; Commanders, 20; Lions, 20; Titans, 20; Bears, 17; 49ers, 16; Bills, 15; Dolphins, 13; Bengals, 12; Broncos, 12; Vikings, 12; Chargers, 11; Packers, 11; Rams, 11; Eagles, 10; Giants, 10; Browns, 9; Chiefs, 9; Steelers, 8; Ravens, 8; Buccaneers, 6; Cardinals, 6; Cowboys, 6; Falcons, 6; Saints, 6; Raiders, 4; Seahawks, 4; Panthers, 3.

TWO 100-YARD RECEIVERS: Mutscheller (107), Moore (100) at Det. 10/20/57; Berry (178), Moore (101) at NYG 12/28/58*; Berry (156), Moore (115) vs. Cle. 11/1/59; Moore (109), Mutscheller (103) at Was. 11/8/59; Moore (140), Berry (113) vs. Chi. 10/2/60; Berry (137), Moore (137) vs. GB 11/6/60; Berry (181), Moore (139) vs. SF 11/26/60; Moore (139), Berry (117) vs. Det. 12/4/60; Orr (133), Berry (122) vs. Was. 12/8/62; Matte (116), Orr (111) at Was. 12/1/63; Mackey (144), Berry (127) vs. Min. 12/8/63; Berry (131), Orr (131) vs. Was. 11/6/66; Mackey (104), Orr (104) vs. Chi. 10/6/68; Richardson (126), Mackey (105) vs. St.L 11/17/68; Perkins (124), Richardson (100) vs. Pit. 10/31/71; Havrilak (115), T. Mitchell (114) vs. NYJ 9/24/72; Carr (136), Doughty (102) at Buf. 11/9/75; Chester (122), Doughty (110) vs. NE 12/18/77; Bouza (109), Capers (104) vs. GB 10/27/85; Green (124), Harrison (121) vs. Buf. 9/12/99; Wilkins (148), Harrison (103) vs. Jax. 9/25/00; Pathon (168), Harrison (146) vs. Buf. 9/23/01; Harrison (137), Wayne (121) at Phi. 11/10/02; Harrison (128), Wayne (104) vs. NYG 12/22/02; Wayne (141), Clark (100) vs. NYJ 11/16/03; Stokley (144), Harrison (133) vs. Den. 1/4/04*; Wayne (184), Stokley (110) vs. GB 9/26/04; Harrison (119), Wayne (119) at KC 10/31/04; Stokley (132), Clark (102) vs. Hou. 11/14/04; Stokley (153), Harrison (106) vs. Ten. 12/5/04; Stokley (123), Harrison (111) vs. SD 12/26/04; Wayne (221), Clark (112) vs. Den. 1/9/05*; Harrison (128), Wayne (124) at NE 11/7/05; Clark (125), Wayne (117) at Cin. 11/20/05; Wayne (135), Harrison (127) vs. Hou. 9/17/06; Wayne (110), Harrison (101) at Jax. 12/10/06; Clark (142), Wayne (104) vs. Det. 12/14/08; Wayne (108), Clark (105) at Jax. 12/18/08; Garcon (151), Collie (123) vs. NYJ 1/24/10*; Avery (108), Hilton (102) vs. Mia. 11/4/12; Wayne (119), Hilton (105), vs. Ten. 9/28/14; Hilton (155), Moncrief (113) at Pit. 10/26/14; Moncrief (134), Fleener (127) vs. Was. 11/30/14. **Total: 43**



RECORDS

10-PLUS RECEPTION GAMES (86)

Date	Player	No-Yds	Date	Player	No-Yds	Date	Player	No-Yds
10/3/10	Wayne at Jax.	15-196	9/24/67	Richardson at Phi.	11-184	9/15/91	Johnson at LA Raiders	10-89
12/26/99	Harrison at Cle.	14-138	9/28/70	Hinton vs. KC	11-190	11/24/91	Brooks vs. GB@M	10-70
11/17/02	Harrison vs. Dal.	14-138	11/10/74	Mitchell vs. Den.	11-90	11/7/93	Johnson at Was.	10-83
11/8/09	Clark vs. Hou.	14-119	11/27/77	McCauley at Den.	11-112	12/1/96	Faulk vs. Buf.	10-78
12/5/10	Wayne vs. Dal.	14-200	10/11/81	Dickey vs. Cin.	11-88	9/10/00	Harrison vs. Oak.	10-141
12/15/74	Mitchell vs. NYJ	13-82	11/8/81	McMillan vs. NYJ	11-68	12/22/02	Harrison vs. NYG	10-128
9/2/79	Washington at KC	13-130	9/1/91	Johnson vs. NE	11-87	9/21/03	Wayne vs. Jax.	10-141
9/26/99	Harrison at SD	13-196	9/15/02	Harrison vs. Mia.	11-144	12/7/03	Harrison at Ten.	10-124
10/8/00	Harrison at NE	13-159	10/21/02	James at Pit.	11-82	9/19/04	Harrison at Ten.	10-98
10/7/12	Wayne vs. GB	13-212	11/3/02	Harrison vs. Ten.	11-99	1/9/05	*Wayne vs. Den.	10-221
1/4/14	*Hilton vs. KC	13-224	11/24/02	Harrison at Den.	11-107	12/18/05	Wayne vs. SD	10-91
10/16/22	Pittman Jr. vs. Jax.	13-134	10/6/03	Harrison at TB	11-176	10/29/06	Wayne at Den.	10-138
11/10/57	Berry at Was.	12-224	9/26/04	Wayne vs. GB	11-184	2/4/07	*Addai vs. Chi.	10-66
12/28/58	*Berry at NYG	12-178	1/24/10	*Garcon vs. NYJ	11-151	11/11/07	Wayne at SD	10-140
11/28/76	Mitchell vs. NYJ	12-64	9/12/10	Collie at Hou.	11-163	12/23/07	Wayne vs. Hou.	10-143
11/7/93	Langhorne at Was.	12-203	9/12/10	Clark at Hou.	11-80	9/7/08	Wayne vs. Chi.	10-86
12/24/00	Harrison vs. Min.	12-109	11/7/10	Tamme at Phi.	11-108	9/13/09	Wayne vs. Jax.	10-162
12/23/01	Harrison vs. NYJ	12-127	11/7/10	Wayne at Phi.	11-83	10/11/09	Addai at Ten.	10-53
10/13/02	Harrison vs. Balt.	12-150	12/3/23	Pittman Jr. at Ten.	11-105	11/15/09	Wayne vs. NE	10-126
11/25/04	Harrison at Det.	12-127	9/28/58	Berry vs. Det.	10-149	12/7/14	Hilton at Cle.	10-150
12/14/08	Clark vs. Det.	12-142	10/25/59	Berry vs. GB	10-117	1/4/15	*Herron vs. Cin.	10-85
12/30/07	Wayne vs. Ten.	12-87	11/6/60	Berry vs. GB	10-137	10/9/16	Hilton vs. Chi.	10-171
11/1/09	Wayne vs. SF	12-147	12/4/60	Berry vs. Det.	10-117	12/2/18	Ebron at Jax.	10-81
9/26/10	Collie at Den.	12-171	12/12/65	Berry vs. GB	10-125	10/31/21	Pittman Jr. vs. Ten.	10-86
10/29/17	Doyle at Cin.	12-121	11/6/66	Berry vs. Was.	10-131	10/16/22	Jackson vs. Jax.	10-79
11/1/59	Berry vs. Cle.	11-156	11/12/78	McCauley at Sea.	10-88	10/23/22	Campbell at Ten.	10-70
10/23/60	Berry at Det.	11-186	11/11/79	Washington at Mia.	10-121	12/17/22	Pittman Jr. at Min.	10-60
12/8/62	Berry vs. Was.	11-122	11/18/79	McCauley at NE	10-80	11/26/23	Pittman Jr. vs. TB	10-107
12/29/13	Hilton vs. Jax.	11-155	12/2/79	Washington at NYJ	10-57		*Postseason Game	

LEADERS: Marvin Harrison, 16; Reggie Wayne, 16; Raymond Berry 11; Michael Pittman Jr., 5; T.Y. Hilton, 4; Dallas Clark, 3; Anthony Johnson, 3; Don McCauley, 3; Lydell Mitchell, 3; Joe Washington, 3; Joseph Addai, 2; Austin Collie, 2; Bill Brooks, 1; Parris Campbell, 1; Curtis Dickey, 1; Jack Doyle, 1; Eric Ebron, 1; Marshall Faulk, 1; Pierre Garcon, 1; Daniel Herron, 1; Eddie Hinton, 1; Deon Jackson, 1; Edgerrin James, 1; Reggie Langhorne, 1; Randy McMillan, 1; Willie Richardson, 1; Jacob Tamme, 1.

TWO 10-PLUS RECEIVERS: Pittman Jr. (13), Jackson (10) vs. Jax. 10/16/22; Langhorne (12), Johnson (10) at Was. 11/7/93; Collie (11), Clark (11) at Hou. 9/12/10; Tamme (11), Wayne (11) at Phi. 11/7/10. **Total: 4**



RECORDS

YEAR-BY-YEAR LEADERS

SCORING					SCORING						
		TD	PAT	FG	TP		TD	PAT	FG	TP	
1953	Bert Rechichar	3	0-0	5-12	33	2011	Adam Vinatieri	0	24-24	23-27	93
1954	Gary Kerkorian	1	11-12	5-10	32	2012	Adam Vinatieri	0	37-37	26-33	115
1955	Bert Rechichar	0	25-26	10-24	55	2013	Adam Vinatieri	0	34-34	35-40	139
1956	Lenny Moore	9	0-0	0-0	54	2014	Adam Vinatieri	0	50-50	30-31	140
1957	Lenny Moore	11	0-0	0-0	66	2015	Adam Vinatieri	0	32-35	25-27	107
1958	Lenny Moore	14	0-0	0-0	84	2016	Adam Vinatieri	0	44-44	27-31	125
1959	Raymond Berry	14	0-0	0-0	84	2017	Adam Vinatieri	0	22-24	29-34	109
1960	Lenny Moore	13	0-0	0-0	78	2018	Adam Vinatieri	0	44-47	23-27	113
1961	Steve Myhra	0	33-34	21-39	96	2019	Adam Vinatieri	0	22-28	17-25	73
1962	Dick Bielski	2	25-28	11-25	70	2020	Rodrigo Blankenship	0	43-45	32-37	139
1963	Jim Martin	0	32-35	24-39	104	2021	Jonathan Taylor	20	0-0	0-0	120
1964	Lenny Moore	20	0-0	0-0	120	2022	Chase McLaughlin	0	21-21	30-36	111
1965	Lou Michaels	0	48-48	17-28	101	2023	Matt Gay	0	35-36	33-41	134
1966	Lou Michaels	0	35-36	21-39	98						
1967	Lou Michaels	0	46-48	20-37	106						
1968	Lou Michaels	0	48-50	18-28	102						
1969	Tom Matte	13	0-0	0-0	78						
1970	Jim O'Brien	0	36-38	19-34	93						
1971	Jim O'Brien	0	35-36	20-29	95						
1972	Jim O'Brien	2	24-24	13-31	75						
1973	George Hunt	0	22-24	16-28	70						
1974	Toni Linhart	0	22-22	12-20	58						
1975	Lydell Mitchell	15	0-0	0-0	90						
1976	Toni Linhart	0	49-51	20-27	109						
1977	Toni Linhart	0	32-35	17-26	83						
1978	Toni Linhart	0	27-31	8-17	51						
1979	Steve Mike-Mayer	0	28-29	11-20	61						
1980	Steve Mike-Mayer	0	43-46	12-23	79						
1981	Curtis Dickey	10	0-0	0-0	60						
1982	Mike Wood	0	6-6	6-10	24						
1983	Raul Allegre	0	22-24	30-35	112						
1984	Raul Allegre	0	14-14	11-18	47						
1985	Raul Allegre	0	36-39	16-26	84						
1986	Dean Biasucci	0	26-27	13-25	65						
1987	Dean Biasucci	0	24-24	24-27	96						
1988	Dean Biasucci	0	39-40	25-32	114						
1989	Dean Biasucci	0	31-32	21-27	94						
1990	Dean Biasucci	0	32-33	17-24	83						
1991	Dean Biasucci	0	14-14	15-26	59						
1992	Dean Biasucci	0	24-24	16-29	72						
1993	Dean Biasucci	0	15-16	26-31	93						
1994	Dean Biasucci	0	37-37	16-24	85						
1995	Marshall Faulk	14	0-0	0-0	84						
1996	Cary Blanchard	0	27-27	36-40	135						
1997	Cary Blanchard	0	21-21	32-41	117						
1998	Mike Vanderjagt	0	23-23	27-31	104						
1999	Mike Vanderjagt	0	43-43	34-38	145						
2000	Mike Vanderjagt	0	46-46	25-27	121						
2001	Mike Vanderjagt	0	41-42	28-34	125						
2002	Mike Vanderjagt	0	34-34	23-31	103						
2003	Mike Vanderjagt	0	46-46	37-37	157						
2004	Mike Vanderjagt	0	59-60	20-25	119						
2005	Mike Vanderjagt	0	52-52	23-25	121						
2006	Adam Vinatieri	0	38-38	25-28	113						
2007	Adam Vinatieri	0	49-51	23-29	118						
2008	Adam Vinatieri	0	43-43	20-25	103						
2009	Joseph Addai	13	0-0	0-0	78						
2010	Adam Vinatieri	0	51-51	26-28	129						



Adam Vinatieri led the team in scoring for a franchise-record 13 seasons.



RECORDS

YEAR-BY-YEAR LEADERS

RUSHING						
	Yards	Attempts	Avg.	Long	TD	
1953	John Huzvar	515	119	4.3	36	4
1954	Buddy Young	311	70	4.4	57	2
1955	Alan Ameche	961	213	4.5	79	9
1956	Alan Ameche	858	178	4.8	43	8
1957	Alan Ameche	493	144	3.4	49	5
1958	Alan Ameche	791	171	4.6	22	8
1959	Alan Ameche	679	178	3.8	26	7
1960	Lenny Moore	374	91	4.1	57	4
1961	Joe Perry	675	168	4.0	27	3
1962	Lenny Moore	470	106	4.4	25	2
1963	Tom Matte	541	133	4.1	31	4
1964	Lenny Moore	584	157	3.7	32	16
1965	Jerry Hill	516	147	3.5	20	5
1966	Tony Loric	524	143	3.7	41	3
1967	Tom Matte	636	147	4.3	30	9
1968	Tom Matte	662	183	3.6	23	9
1969	Tom Matte	909	235	3.9	26	11
1970	Norm Bulaich	426	139	3.0	15	3
1971	Norm Bulaich	741	152	4.9	67	8
1972	Don McCauley	675	178	3.8	36	2
1973	Lydell Mitchell	963	253	3.8	36	2
1974	Lydell Mitchell	757	214	3.5	31	5
1975	Lydell Mitchell	1193	289	4.1	70	11
1976	Lydell Mitchell	1200	289	4.2	43	5
1977	Lydell Mitchell	1159	301	3.9	64	3
1978	Joe Washington	956	240	4.0	29	0
1979	Joe Washington	884	242	3.6	26	4
1980	Curtis Dickey	800	176	4.5	51t	11
1981	Curtis Dickey	779	164	4.8	67t	7
1982	Randy McMillan	305	101	3.0	13	1
1983	Curtis Dickey	1122	254	4.4	56	4
1984	Randy McMillan	705	163	4.3	31	5
1985	Randy McMillan	858	190	4.5	38	7
1986	Randy McMillan	609	189	3.2	28	3
1987	Eric Dickerson	1011	223	4.5	53	5
1988	Eric Dickerson	1659	388	4.3	41t	14
1989	Eric Dickerson	1311	314	4.2	21t	7
1990	Eric Dickerson	677	166	4.1	43	4
1991	Eric Dickerson	536	167	3.2	28	2
1992	Anthony Johnson	592	178	3.3	19	0
1993	Roosevelt Potts	711	179	4.0	34	0
1994	Marshall Faulk	1282	314	4.1	52	11
1995	Marshall Faulk	1078	289	3.7	40	11
1996	Marshall Faulk	587	198	3.0	43	7
1997	Marshall Faulk	1054	264	4.0	45	7
1998	Marshall Faulk	1319	324	4.1	68t	6
1999	Edgerrin James	1553	369	4.2	72	13
2000	Edgerrin James	1709	387	4.4	30	13
2001	Dominic Rhodes	1104	233	4.7	77t	9
2002	Edgerrin James	989	277	3.6	20	2
2003	Edgerrin James	1259	310	4.1	43	11
2004	Edgerrin James	1548	334	4.6	40	9
2005	Edgerrin James	1506	360	4.2	33	13
2006	Joseph Addai	1081	226	4.8	41	7
2007	Joseph Addai	1072	261	4.1	23	12
2008	Joseph Addai	544	155	3.5	23	5
2009	Joseph Addai	828	219	3.8	21t	10
2010	Donald Brown	497	129	3.9	49	2

RUSHING						
	Yards	Attempts	Avg.	Long	TD	
2011	Donald Brown	645	134	4.8	80t	5
2012	Vick Ballard	814	211	3.9	26	2
2013	Donald Brown	537	102	5.3	51t	6
2014	Trent Richardson	579	159	3.3	27	3
2015	Frank Gore	967	260	3.7	37t	6
2016	Frank Gore	1025	263	3.9	22	4
2017	Frank Gore	961	261	3.7	21	3
2018	Marlon Mack	908	195	4.7	49	9
2019	Marlon Mack	1091	247	4.4	63t	8
2020	Jonathan Taylor	1169	232	5.0	62t	11
2021	Jonathan Taylor	1811	332	5.5	83	18
2022	Jonathan Taylor	861	192	4.5	66t	4
2023	Zack Moss	794	183	4.3	56t	5




Edgerrin James led the Colts in rushing for a team-record six seasons.



RECORDS

YEAR-BY-YEAR LEADERS

PASSING								PASSING							
	Attempts	Comp.	Pct.	Yards	TD	Int		Attempts	Comp.	Pct.	Yards	TD	Int		
1953	Fred Enke	169	71	42.0	1054	8	15	2000	Peyton Manning	571	357	62.5	4413	33	15
1954	Gary Kerkerian	217	117	53.9	1515	9	12	2001	Peyton Manning	547	343	62.7	4131	26	23
1955	George Shaw	237	119	50.2	1586	10	19	2002	Peyton Manning	591	392	66.3	4200	27	19
1956	John Unitas	198	110	55.6	1498	9	10	2003	Peyton Manning	566	379	67.0	4267	29	10
1957	John Unitas	301	172	57.1	2550	24	17	2004	Peyton Manning	497	336	67.6	4557	49	10
1958	John Unitas	263	136	51.7	2007	19	7	2005	Peyton Manning	453	305	67.3	3747	28	10
1959	John Unitas	367	193	52.6	2899	32	14	2006	Peyton Manning	557	362	65.0	4397	31	9
1960	John Unitas	378	190	50.3	3099	25	24	2007	Peyton Manning	515	337	65.4	4040	31	14
1961	John Unitas	420	229	54.5	2990	16	24	2008	Peyton Manning	555	371	66.8	4002	27	12
1962	John Unitas	389	222	57.1	2967	23	23	2009	Peyton Manning	571	393	66.8	4500	33	16
1963	John Unitas	410	237	57.8	3481	20	12	2010	Peyton Manning	679	450	66.3	4700	33	17
1964	John Unitas	305	158	51.8	2824	19	6	2011	Curtis Painter	243	132	54.3	1541	6	9
1965	John Unitas	282	164	58.2	2530	23	12	2012	Andrew Luck	627	339	54.1	4374	23	18
1966	John Unitas	348	195	56.0	2748	22	24	2013	Andrew Luck	570	343	60.2	3822	23	9
1967	John Unitas	436	255	58.5	3428	20	16	2014	Andrew Luck	616	380	61.7	4761	40	16
1968	Earl Morrall	317	182	57.4	2909	26	17	2015	Andrew Luck	293	162	55.3	1881	15	12
1969	John Unitas	327	178	54.4	2342	12	20	2016	Andrew Luck	545	346	63.5	4240	31	13
1970	John Unitas	321	166	51.7	2213	14	18	2017	Jacoby Brissett	469	276	58.8	3098	13	7
1971	John Unitas	176	92	52.3	942	3	9	2018	Andrew Luck	639	430	67.3	4593	39	15
1972	Marty Domres	222	115	51.8	1392	11	6	2019	Jacoby Brissett	447	272	60.9	2942	18	6
1973	Marty Domres	191	93	48.7	1153	9	13	2020	Philip Rivers	543	369	68.0	4169	24	11
1974	Bert Jones	270	143	53.0	1610	8	12	2021	Carson Wentz	516	322	62.4	3563	27	7
1975	Bert Jones	344	203	59.0	2483	18	8	2022	Matt Ryan	461	309	67.0	3057	14	13
1976	Bert Jones	343	207	60.4	3104	24	9	2023	Gardner Minshew II	490	305	62.2	3305	15	9
1977	Bert Jones	393	224	57.0	2686	17	11								
1978	Bill Troup	296	154	52.0	1882	10	21								
1979	Greg Landry	457	270	59.1	2932	15	15								
1980	Bert Jones	446	248	55.6	3134	23	21								
1981	Bert Jones	426	244	57.3	3094	21	20								
1982	Mike Pagel	221	111	50.2	1281	5	7								
1983	Mike Pagel	328	163	49.7	2353	12	17								
1984	Mike Pagel	212	114	53.8	1426	8	8								
1985	Mike Pagel	394	199	50.5	2414	14	15								
1986	Jack Trudeau	417	204	48.9	2225	8	18								
1987	Jack Trudeau	229	128	55.9	1587	6	6								
1988	Chris Chandler	233	129	55.4	1619	8	12								
1989	Jack Trudeau	362	190	52.5	2317	15	13								
1990	Jeff George	334	181	54.2	2152	16	13								
1991	Jeff George	485	292	60.2	2910	10	12								
1992	Jeff George	306	167	54.6	1963	7	15								
1993	Jeff George	407	234	57.5	2526	8	6								
1994	Jim Harbaugh	202	125	61.9	1440	9	6								
1995	Jim Harbaugh	314	200	63.7	2575	17	5								
1996	Jim Harbaugh	405	232	57.3	2630	13	11								
1997	Jim Harbaugh	309	189	61.2	2060	10	4								
1998	Peyton Manning	575	326	56.7	3739	26	28								
1999	Peyton Manning	533	331	62.1	4135	26	15								



John Unitas led the Colts in passing for a franchise-record 15 seasons.



RECORDS

YEAR-BY-YEAR LEADERS

RECEPTIONS	No.	Yards	Avg.	Long	TD	
1953	Dan Edwards	35	312	8.9	32	3
1954	Dan Edwards	40	531	13.3	42	1
1955	Jim Mutscheller	33	518	15.7	48	7
1956	Jim Mutscheller	44	715	16.3	53	6
1957	Raymond Berry	47	800	17.0	67	6
1958	Raymond Berry	56	794	14.2	54	9
1959	Raymond Berry	66	959	14.5	55	14
1960	Raymond Berry	74	1298	17.5	70	10
1961	Raymond Berry	75	837	11.6	44	0
1962	Jimmy Orr	55	974	17.7	80	11
1963	Tom Matte	48	466	9.7	49	1
1964	Raymond Berry	43	663	15.4	46	6
1965	Raymond Berry	58	739	12.7	40	7
1966	Raymond Berry	56	786	14.0	40	7
1967	Willie Richardson	63	860	13.7	31	8
1968	John Mackey	45	644	14.3	45	5
1969	Willie Richardson	43	646	15.0	39	3
1970	Eddie Hinton	47	733	15.3	40	5
1971	Tom Mitchell	33	402	12.2	35	0
1972	Tom Mitchell	40	494	12.3	34	4
1973	Glenn Doughty	25	587	23.5	66	4
1974	Lydell Mitchell	72	544	7.6	24	2
1975	Lydell Mitchell	60	544	9.1	35	4
1976	Lydell Mitchell	60	555	9.3	40	3
1977	Lydell Mitchell	71	620	8.7	38	4
1978	Joe Washington	45	377	8.4	33	1
1979	Joe Washington	82	750	9.1	43t	3
1980	Roger Carr	61	924	15.1	43	5
1981	Randy McMillan	50	466	9.3	31	1
1982	Matt Bouza	22	287	13.0	34	2
1983	Bernard Henry	30	416	13.9	40t	4
1984	Ray Butler	43	664	15.4	74t	6
1985	Pat Beach	36	376	10.4	30	6
1986	Matt Bouza	71	830	11.7	33	5
1987	Bill Brooks	51	722	14.2	52t	3
1988	Bill Brooks	54	867	16.1	53t	3
1989	Bill Brooks	63	919	14.6	55t	4
1990	Albert Bentley	71	664	9.4	73	2
1991	Bill Brooks	72	888	12.3	46	4
1992	Reggie Langhorne	65	811	12.5	34	1
1993	Reggie Langhorne	85	1038	12.2	72t	3
1994	Floyd Turner	52	593	11.4	28	6
1995	Marshall Faulk	56	475	8.5	34	3
1996	Marvin Harrison	64	836	13.1	41	8
1997	Marvin Harrison	73	866	11.9	44	6
1998	Marshall Faulk	86	908	10.6	78t	4
1999	Marvin Harrison	115	1663	14.5	57t	13

RECEPTIONS	No.	Yards	Avg.	Long	TD	
2000	Marvin Harrison	102	1413	13.9	78t	14
2001	Marvin Harrison	109	1524	14.0	68	15
2002	Marvin Harrison	143	1722	12.0	69	11
2003	Marvin Harrison	94	1272	13.5	79t	10
2004	Marvin Harrison	86	1113	12.9	59	15
2005	Reggie Wayne	83	1055	12.7	66t	5
2006	Marvin Harrison	95	1366	14.4	68t	12
2007	Reggie Wayne	104	1510	14.5	64	10
2008	Reggie Wayne	82	1145	14.0	65t	6
2009	Reggie Wayne	100	1264	12.6	65t	10
	Dallas Clark	100	1106	11.1	80t	10
2010	Reggie Wayne	111	1355	12.2	50	6
2011	Reggie Wayne	75	960	12.8	56t	4
2012	Reggie Wayne	106	1355	12.8	33	5
2013	T.Y. Hilton	82	1083	13.2	73t	5
2014	T.Y. Hilton	82	1345	16.4	73t	7
2015	T.Y. Hilton	69	1124	16.3	87t	5
2016	T.Y. Hilton	91	1448	15.9	63t	6
2017	Jack Doyle	80	690	8.6	26	4
2018	T.Y. Hilton	76	1270	16.7	68t	6
2019	T.Y. Hilton	45	501	11.1	35	5
2020	Nyheim Hines	63	482	7.7	29t	4
2021	Michael Pittman Jr.	88	1082	12.3	57	6
2022	Michael Pittman Jr.	99	925	9.3	28	4
2023	Michael Pittman Jr.	109	1152	10.6	75t	4



Marvin Harrison led the team in receptions for a franchise-record nine seasons.



RECORDS

YEAR-BY-YEAR LEADERS

KICKOFF RETURNS						KICKOFF RETURNS							
No.	Yards	Avg.	Long	TD	No.	Yards	Avg.	Long	TD				
1953	Larry Coutre	12	318	26.5	78	0	2011	Joe Lefeged	31	578	18.6	51	0
1954	Buddy Young	13	308	23.7	30	0	2012	Cassius Vaughn	10	209	20.9	40	0
1955	Bob White	14	400	28.6	54	0	2013	David Reed	24	590	24.6	39	0
1956	Billy Vessels	16	379	23.7	42	0	2014	Josh Cribbs	19	608	32.0	76	0
1957	Jack Call	14	329	23.5	45	0	2015	Quan Bray	21	570	27.1	60	0
1958	Lenny Lyles	11	398	36.2	103t	2	2016	Jordan Todman	16	478	29.9	99t	1
1959	Johnny Sample	17	457	26.9	80	0	2017	Quan Bray	18	430	23.9	60	0
1960	Johnny Sample	18	519	28.8	94	1	2018	Zach Pascal	14	297	21.2	29	0
1961	Lenny Lyles	28	672	24.0	64	0	2019	Zach Pascal	10	263	26.3	47	0
1962	Bake Turner	20	504	25.2	37	0	2020	Isaiah Rodgers	24	692	28.8	101t	1
1963	Tom Matte	16	331	20.7	34	0	2021	Isaiah Rodgers	19	501	26.4	72	0
1964	Tony Lorick	13	385	29.6	71	0	2022	Dallis Flowers	23	715	31.1	89	0
1965	Alvin Haymond	20	614	30.7	53	0	2023	Isaiah McKenzie	6	152	25.3	42	0
1966	Lenny Moore	18	453	25.2	54	0							
1967	Lenny Moore	16	392	24.4	37	0							
1968	Preston Pearson	15	527	30.4	102t	2							
1969	Jim Duncan	19	560	29.5	92	1							
1970	Jim Duncan	20	707	35.4	99	1							
1971	Charlie Pittman	14	330	23.6	37	0							
1972	Bruce Laird	29	843	29.1	73	0							
1973	Cotton Speyrer	17	496	29.1	101t	1							
1974	Bruce Laird	19	499	26.3	55	0							
1975	Bruce Laird	31	799	25.8	65	0							
1976	Howard Stevens	30	710	23.7	83	0							
1977	Bruce Laird	24	541	22.5	35	0							
1978	Marshall Johnson	41	927	22.6	57t	0							
1979	Nesby Glasgow	50	1126	22.5	58t	0							
1980	Nesby Glasgow	33	743	22.5	44t	0							
1981	Zachary Dixon	36	737	20.5	46t	0							
1982	Larry Anderson	27	517	19.1	33t	0							
1983	Kendall Williams	20	490	24.5	90t	0							
1984	Phil Smith	32	651	20.3	96t	1							
1985	Albert Bentley	27	674	25.0	48t	0							
1986	Albert Bentley	32	687	21.5	37t	0							
1987	Albert Bentley	22	500	22.7	45t	0							
1988	Albert Bentley	39	775	19.9	40t	0							
1989	Clarence Verdin	19	371	19.5	29t	0							
1990	Stacey Simmons	19	348	18.3	34t	0							
1991	Clarence Verdin	36	689	19.1	88t	1							
1992	Clarence Verdin	39	815	20.9	42t	0							
1993	Clarence Verdin	50	1050	21.0	38t	0							
1994	Ronald Humphrey	35	783	22.4	95t	1							
1995	Aaron Bailey	21	495	23.6	95t	1							
1996	Aaron Bailey	43	1041	24.2	95t	1							
1997	Aaron Bailey	55	1206	21.9	61t	0							
1998	Aaron Bailey	34	759	22.3	44t	0							
1999	Terrence Wilkins	51	1134	22.2	97t	1							
2000	Jerome Pathon	26	583	22.4	48	0							
2001	Terrence Wilkins	44	1007	22.9	50	0							
2002	Troy Walters	53	1150	21.7	44	0							
2003	Brad Pyatt	19	544	28.6	90	0							
2004	Dominic Rhodes	48	1188	24.8	88t	1							
2005	Dominic Rhodes	41	855	20.9	39	0							
2006	Terrence Wilkins	52	1272	24.5	70	0							
2007	T.J. Rushing	31	714	23.0	47	0							
2008	Pierre Garcon	22	475	21.6	39	0							
2009	Chad Simpson	38	898	23.6	93t	1							
2010	Justin Tryon	14	299	21.4	39	0							



Terrence Wilkins holds the franchise single-season record for kickoff return yards with 1,272 in 2006.



RECORDS

YEAR-BY-YEAR LEADERS

PUNT RETURNS		No.	Yards	Avg.	Long	TD	FC
1953	George Taliaferro	10	31	3.1	7	0	
1954	Buddy Young	14	60	4.3	16	0	
1955	Bert Rechichar	30	121	4.0	24	0	
1956	Carl Taseff	27	233	8.6	90	1	
1957	Bert Rechichar	22	71	3.2	22	0	
1958	Carl Taseff	29	196	6.8	33	0	
1959	Carl Taseff	15	104	6.9	25	0	
1960	Johnny Sample	14	101	7.2	26	0	
1961	Bob Boyd	18	173	9.6	46	0	
1962	Bake Turner	9	94	10.4	43	0	
1963	Jerry Logan	28	279	10.0	38	0	0
1964	Wendell Harris	17	214	12.6	39	0	5
1965	Alvin Haymond	41	403	9.8	55	0	9
1966	Alvin Haymond	40	347	8.7	64	0	8
1967	Alvin Haymond	26	155	6.0	31	0	4
1968	Rick Volk	25	198	7.9	24	0	7
1969	Rick Volk	10	58	5.8	14	0	6
1970	Ron Gardin	28	330	11.8	80	1	20
1971	Rick Volk	22	118	5.4	18	0	20
1972	Bruce Laird	34	303	8.9	42	0	11
1973	Bruce Laird	15	72	4.8	13	0	6
1974	Tim Berra	16	114	7.1	14	0	2
1975	Howard Stevens	36	396	11.0	53	0	8
1976	Howard Stevens	39	31	7.9	44	0	9
1977	Howard Stevens	34	301	8.9	24	0	6
1978	Marshall Johnson	25	143	5.7	17	0	10
1979	Nesby Glasgow	44	352	8.0	75t	1	11
1980	Nesby Glasgow	23	187	8.1	20	0	15
1981	David Shula	10	50	5.0	11	0	7
1982	Larry Anderson	8	54	6.8	28t	0	4
1983	Larry Anderson	20	138	6.9	20t	0	4
1984	Larry Anderson	27	182	6.7	19t	0	7
1985	Robbie Martin	40	443	11.1	70t	1	7
1986	Bill Brooks	18	141	7.8	18t	0	7
1987	Bill Brooks	22	136	6.2	17t	0	9
1988	Clarence Verdin	22	239	10.9	73t	1	7
1989	Clarence Verdin	23	296	12.9	49t	1	5
1990	Clarence Verdin	28	352	12.6	36t	0	3
1991	Clarence Verdin	25	163	6.6	22t	0	10
1992	Clarence Verdin	24	268	11.2	84t	2	12
1993	Clarence Verdin	30	173	5.8	24t	0	17
1994	Dewell Brewer	42	339	8.1	75t	1	8
1995	Ray Buchanan	16	113	7.1	17t	0	4
1996	Marvin Harrison	18	177	9.8	31t	0	9
1997	Brian Stablein	17	133	7.8	20t	0	9
1998	Aaron Bailey	19	176	9.3	33t	0	4
1999	Terrence Wilkins	41	388	9.5	39t	1	17
2000	Terrence Wilkins	29	240	8.3	36	0	13
2001	Terrence Wilkins	21	219	10.4	78	1	4
2002	Troy Walters	35	270	7.7	34	0	15
2003	Brad Pyatt	12	110	9.5	21	0	8
2004	Jason David	8	50	6.3	13	0	4
2005	Troy Walters	21	172	8.2	29	0	25
2006	Terrence Wilkins	21	193	9.2	82t	1	13
2007	T.J. Rushing	19	249	13.1	90t	1	14
2008	Keiwan Ratliff	16	89	5.6	19	0	12
2009	T.J. Rushing	21	119	5.7	22	0	22
2010	Blair White	10	80	8.0	18	0	14

PUNT RETURNS		No.	Yards	Avg.	Long	TD	FC
2011	Pierre Garcon	16	44	2.8	20	0	8
2012	T.Y. Hilton	26	300	11.5	75t	1	18
2013	T.Y. Hilton	17	159	9.4	34	0	12
2014	Griff Whalen	26	187	7.2	22	0	17
2015	Quan Bray	21	166	7.9	33	0	7
2016	Chester Rogers	13	119	9.2	30	0	12
2017	Quan Bray	17	90	5.3	20	0	8
2018	Chester Rogers	23	215	9.3	51	0	28
2019	Chester Rogers	14	137	9.8	21	0	17
2020	Nyheim Hines	30	300	10.0	26	0	14
2021	Nyheim Hines	23	170	7.4	16	0	14
2022	Keke Coutee	17	152	8.9	19	0	9
2023	Isaiah McKenzie	23	204	8.9	32	0	16



Clarence Verdin holds six seasons leading the team in punt returns, which is a franchise record.



RECORDS

YEAR-BY-YEAR LEADERS

INTERCEPTIONS		No.	Yards	Avg.	Long	TD
1953	Tom Keane	11	118	10.7	35	0
1954	Don Shula	5	84	16.8	25	0
	Tom Keane	5	22	4.4	7	0
1955	Bert Rechichar	6	109	18.2	40	0
1956	Bert Rechichar	4	63	15.8	42	0
1957	Milt Davis	10	219	21.9	75	2
1958	Andy Nelson	8	199	24.9	69	1
	Ray Brown	8	149	18.6	30	0
1959	Milt Davis	7	119	17.0	57	1
	Don Shinnick	7	70	10.0	23	0
1960	Bob Boyd	7	132	18.9	74	0
1961	Gary Glick	4	18	4.5	10	0
1962	Bob Boyd	7	163	23.3	38	0
1963	Jim Welch	4	49	12.3	15	0
1964	Bob Boyd	9	185	20.6	47	0
1965	Bob Boyd	9	78	8.7	24	1
1966	Bob Boyd	6	114	19.0	37t	1
1967	Bob Boyd	6	145	24.2	41t	1
	Rick Volk	6	145	24.2	94t	1
1968	Bob Boyd	8	160	20.0	49t	1
1969	Rick Volk	4	36	9.0	23t	0
1970	Jerry Logan	6	92	15.3	33t	2
1971	Charlie Stukes	8	95	11.9	40t	0
1972	Charlie Stukes	5	23	4.6	11t	0
1973	Stan White	4	40	10.0	22t	1
1974	Mike Curtis	3	24	8.0	11t	0
1975	Stan White	8*	135	16.9	32t	1
1976	Jackie Wallace	5	105	21.0	41t	0
1977	Lyle Blackwood	10	163	16.3	37t	0
1978	Norm Thompson	6	52	8.7	31t	0
1979	Sanders Shiver	4	85	21.2	52t	0
	Lyle Blackwood	4	63	15.8	27t	0
	Larry Braziel	4	49	12.2	31t	1
1980	Bruce Laird	5	71	14.2	18t	0
1981	Bruce Laird	3	59	19.7	24t	0
	Larry Braziel	3	35	11.7	27t	0
1982	Kim Anderson	2	25	12.5	25t	0
1983	Derrick Hatchett	4	36	9.0	25t	0
1984	Eugene Daniel	6	25	4.2	18t	0
1985	Eugene Daniel	8	53	6.6	29t	0
1986	Leonard Coleman	4	36	9.0	31t	0
1987	Mike Prior	6	57	9.5	38t	0
1988	Willie Tullis	4	36	9.0	20t	0
1989	Keith Taylor	7	225	32.1	80t	1
1990	Mike Prior	3	66	22.0	36t	0
1991	John Baylor	4	50	12.5	32t	0
1992	Mike Prior	6	44	7.3	19t	0
1993	Ray Buchanan	4	45	11.3	28t	0
1994	Ray Buchanan	8	221	27.6	90t	3
1995	Eugene Daniel	3	142	47.3	97t	1
	Ashley Ambrose	3	12	4.0	7t	0
1996	Jason Belser	4	81	20.3	44t	2
1997	Jason Belser	2	121	60.5	50t	1
1998	(Seven players tied at 1)					
1999	Tyrone Poole	3	85	28.3	38	0
2000	Jeff Burris	4	38	9.5	27t	1
2001	Jeff Burris	3	69	23.0	30	1
	David Macklin	3	15	5.0	11	0

INTERCEPTIONS		No.	Yards	Avg.	Long	TD
2002	Mike Peterson	3	96	32.0	53	0
2003	Nick Harper	4	121	30.3	75t	1
2004	Jason David	4	36	9.0	34t	1
2005	Cato June	5	115	23.0	36	2
2006	Nick Harper	3	18	6.0	19	0
	Cato June	3	14	4.7	8	0
2007	Gary Brackett	4	128	32.0	49	0
	Antoine Bethea	4	47	11.8	30	0
2008	Melvin Bullitt	4	7	1.8	3	0
2009	Antoine Bethea	4	19	4.8	19	0
2010	Kelvin Hayden	2	56	28.0	31t	2
	Jerraud Powers	2	11	5.5	11	0
	Aaron Francisco	2	10	5.0	11	0
2011	Joe Lefeged	2	25	12.5	25	0
	Jerraud Powers	2	19	9.5	13	1
2012	Darius Butler	4	101	25.3	51	2
2013	Darius Butler	4	79	19.8	41t	1
2014	Mike Adams	5	24	4.8	10	0
2015	Mike Adams	5	63	12.6	38	1
2016	Darius Butler	3	19	6.3	19	0
2017	Malik Hooker	3	73	24.3	32	0
	Rashaan Melvin	3	28	9.3	21	0
2018	Kenny Moore II	3	52	17.3	32	0
2019	Shaquille Leonard	5	92	18.4	80t	1
2020	Kenny Moore II	4	45	11.3	29t	1
2021	Kenny Moore II	4	78	19.5	32	0
	Shaquille Leonard	4	12	3.0	7	0
2022	Rodney Thomas II	4	51	12.8	35	0
2023	Julian Blackmon	4	39	9.8	25	0

*Tied for NFL Record (Linebackers)



Bob Boyd led the Colts in interceptions for a franchise-record seven seasons.



RECORDS

YEAR-BY-YEAR LEADERS

SACKS (*SINCE 1982)		No.
1982	Leo Wisniewski	2.5
1983	Vernon Maxwell	11.0
1984	Johnie Cooks	11.5
1985	Duane Bickett	6.0
1986	Duane Bickett	5.0
	Jon Hand	5.0
1987	Duane Bickett	8.0
1988	Jon Hand	5.0
1989	Jon Hand	10.0
1990	Sam Clancy	7.5
1991	(Three players tied)	5.0
1992	Chip Banks	9.0
1993	Jon Hand	5.5
1994	Tony Bennett	9.0
1995	Tony Bennett	10.5
1996	Richard Dent	6.5
1997	Dan Footman	10.5
1998	Ellis Johnson	8.0
1999	Chad Bratzke	12.0
2000	Chad Bratzke	7.5
2001	Chad Bratzke	8.5
2002	Dwight Freeney	13.0
2003	Dwight Freeney	11.0
2004	Dwight Freeney	16.0#
2005	Robert Mathis	11.5
2006	Robert Mathis	9.5
2007	Robert Mathis	7.0
2008	Robert Mathis	11.5
2009	Dwight Freeney	13.5
2010	Robert Mathis	11.0
2011	Robert Mathis	9.5
2012	Robert Mathis	8.0
2013	Robert Mathis	19.5#
2014	Jonathan Newsome	6.5
2015	Robert Mathis	7.0
	Kendall Langford	7.0
2016	Erik Walden	11.0
2017	Jabaal Sheard	5.5
2018	Denico Autry	9.0
2019	Justin Houston	11.0
2020	DeForest Buckner	9.5
2021	DeForest Buckner	7.0
2022	Yannick Ngakoue	9.5
2023	Samson Ebukam	9.5

#Led NFL



Robert Mathis set a franchise record and led the NFL with 19.5 sacks in 2013. He led the team in sacks for nine years.



RECORDS

YEAR-BY-YEAR LEADERS

PUNTING		No.	Yards	Avg.	Long	Blk
1953	George Taliaferro	65	2437	37.5	61	0
1954	Cotton Davidson	72	2678	37.2	55	1
1955	Monte Brethauer	55	2161	39.3	56	0
1956	Bert Rechichar	33	1277	38.7	56	0
1957	Cotton Davidson	47	1663	35.4	56	0
1958	Ray Brown	41	1635	39.9	60	0
1959	Dave Sherer	51	2132	41.8	60	0
1960	Ray Brown	52	2001	38.5	55	0
1961	Tom Gilburg	42	1804	43.0	61	0
1962	Tom Gilburg	57	2384	41.8	62	0
1963	Tom Gilburg	52	2173	41.8	64	0
1964	Joe Don Looney	32	1358	42.4	64	0
1965	Tom Gilburg	54	2139	39.6	66	0
1966	David Lee	49	2233	45.6	64	1
1967	David Lee	49	2079	42.4	68	0
1968	David Lee	49	1833	39.4	59	1
1969	David Lee	57	2580	45.3	66	0
1970	David Lee	63	2820	44.7	62	1
1971	David Lee	62	2542	41.0	76	0
1972	David Lee	57	2400	42.1	60	1
1973	David Lee	62	2398	38.7	60	2
1974	David Lee	71	2634	37.1	58	1
1975	David Lee	86	3402	39.6	62	1
1976	David Lee	59	2342	39.7	56	0
1977	David Lee	82	3142	38.3	59	2
1978	David Lee	92	3513	38.2	67	2
1979	Bucky Dilts	99	3657	36.9	53	2
1980	Mike Bragg	82	3203	39.1	59	2
1981	Mike Garrett	78	3071	39.4	57	0
1982	Rohn Stark	46	2044	44.4	60	0
1983	Rohn Stark	91	4124	45.3*	68	0
1984	Rohn Stark	98	4383	44.7	72	0
1985	Rohn Stark	78	3584	45.9*	68	2
1986	Rohn Stark	76	3432	45.2*	63	0
1987	Rohn Stark	61	2440	40.0	63	2
1988	Rohn Stark	64	2784	43.5	65	0
1989	Rohn Stark	79	3392	42.9	64	1
1990	Rohn Stark	71	3084	43.4	61	1
1991	Rohn Stark	82	3492	42.6	65	0
1992	Rohn Stark	83	3716	44.8	64	0
1993	Rohn Stark	83	3595	43.3	65	0
1994	Rohn Stark	73	3092	42.4	60	1
1995	Chris Gardocki	63	2681	42.6	69	0
1996	Chris Gardocki	68	3105	45.7	61	0
1997	Chris Gardocki	67	3034	45.3	72	0
1998	Chris Gardocki	79	3583	45.4	62	0
1999	Hunter Smith	58	2467	42.5	61	2
2000	Hunter Smith	65	2906	44.7	65	0
2001	Hunter Smith	68	3023	44.5	65	0
2002	Hunter Smith	66	2672	40.5	69	1
2003	Hunter Smith	62	2617	42.2	55	1
2004	Hunter Smith	54	2443	45.2	62	0
2005	Hunter Smith	52	2301	44.3	58	0
2006	Hunter Smith	47	2085	44.4	61	1
2007	Hunter Smith	52	2181	41.9	63	0
2008	Hunter Smith	53	2345	44.2	64	0
2009	Pat McAfee	64	2837	44.3	60	0
2010	Pat McAfee	65	2731	42.0	66	0

PUNTING		No.	Yards	Avg.	Long	Blk
2011	Pat McAfee	88	4098	46.6	64	1
2012	Pat McAfee	73	3520	48.2	64	1
2013	Pat McAfee	76	3499	46.0	65	1
2014	Pat McAfee	69	3221	46.7	61	0
2015	Pat McAfee	85	4052	47.7	63	0
2016	Pat McAfee	55	2711	49.3*	74	1
2017	Rigoberto Sanchez	84	3764	44.8	61	1
2018	Rigoberto Sanchez	57	2629	46.1	63	0
2019	Rigoberto Sanchez	59	2619	44.4	60	0
2020	Rigoberto Sanchez	42	1940	46.2	60	1
2021	Rigoberto Sanchez	59	2627	44.5	79	0
2022	Matt Haack	70	3133	44.8	70	1
2023	Rigoberto Sanchez	68	3281	48.3	69	1

*Led NFL



Rohn Stark led the team in punting for a franchise-record 13 seasons and led the NFL in average in three separate years.



RECORDS

COLTS YEAR-BY-YEAR OFFENSIVE RANKINGS Total NFL-AFC Rank (since 1970), tied rank underlined>

Year	Scoring	Net Offense	Rushing Avg.	Net Passing	Sacks	Ints.	Penalties	KOR Avg.	PR Avg.
2023	396 <u>10-4</u>	336.8 15-7	121.1 10-4	215.6 20-9	41 <u>16-6</u>	10 6-6	95 <u>12-7</u>	22.2 18-11	9.2 18-12
2022	289 <u>30-14</u>	311.6 27-14	109.8 23-10	201.9 23-12	60 31-15	20 32-16	89 <u>10-11</u>	27.8 1-1	8.5 18-9
2021	451 9-6	347.1 16-8	149.4 2-1	197.7 26-14	32 <u>9-5</u>	8 4-1	51 19-7	24.5 6-3	7.4 24-11
2020	451 9-5	378.1 10-6	124.8 11-5	253.3 11-6	21 <u>2-2</u>	11 <u>9-7</u>	94 19-9	25.8 5-4	10.1 11-8
2019	361 <u>16-6</u>	327.4 25-11	133.1 7-3	194.3 30-15	32 <u>9-5</u>	10 <u>12-7</u>	79 1-1	22.8 13-7	17.4 1-1
2018	433 5-3	386.2 7-4	107.4 20-12	278.8 6-3	18 1-1	15 <u>22-11</u>	120 29-13	19.8 29-15	9.0 13-10
2017	263 30-15	284.6 31-15	103.8 22-12	180.8 30-15	56 32-16	9 6-3	92 5-3	21.1 18-9	6.0 28-13
2016	411 8-3	364.4 10-4	101.8 23-13	262.6 <u>5-3</u>	44 28-14	15 <u>18-9</u>	102 11-6	25.1 4-2	8.3 18-8
2015	333 24-11	321.4 28-15	89.9 29-14	231.5 22-13	37 <u>17-7</u>	19 28-13	108 18-8	24.3 13-3	6.9 27-14
2014	458 6-3	406.6 3-2	100.8 22-12	305.9 1-1	29 8-7	16 <u>19-10</u>	105 <u>14-7</u>	28.0 3-3	6.9 26-12
2013	391 <u>14-6</u>	341.8 15-6	108.9 <u>20-10</u>	232.8 17-8	32 6-4	10 <u>5-2</u>	66 1-1	23.5 14-9	9.9 14-6
2012	357 18-6	362.4 10-4	104.4 22-11	258.0 7-3	41 <u>23-12</u>	18 <u>26-13</u>	94 8-5	22.3 21-12	11.1 7-6
2011	243 <u>28-13</u>	286.8 30-15	99.6 26-14	187.2 27-14	35 <u>15-10</u>	14 <u>12-7</u>	76 1-1	18.6 32-16	3.4 32-16
2010	435 2-2	380.8 4-3	92.7 29-16	288.1 1-1	16 1-1	17 18-11	79 5-3	19.6 29-15	6.9 24-14
2009	416 7-3	363.1 9-4	80.9 32-16	282.2 2-2	13 1-1	19 <u>23-13</u>	74 2-2	22.2 18-11	5.2 28-15
2008	377 13-5	335.5 15-6	79.6 31-16	255.9 5-3	14 4-3	12 <u>9-6</u>	86 <u>14-9</u>	20.8 28-13	6.0 32-16
2007	450 3-2	358.7 5-2	106.6 18-11	252.1 6-2	23 7-5	14 <u>6-3</u>	87 3-2	21.8 22-11	11.2 6-3
2006	427 2-2	379.4 3-3	110.1 18-8	269.3 2-1	15 1-1	9 <u>2-1</u>	66 7-6	23.6 7-6	9.0 23-8
2005	439 2-1	362.4 3-2	106.4 16-9	256.0 3-2	20 1-1	11 5-4	94 2-1	19.9 <u>28-16</u>	7.6 <u>19-11</u>
2004	522 1-1	404.7 2-2	115.8 15-11	288.9 1-1	14 1-1	10 2-2	106 <u>9-7</u>	23.4 8-5	7.1 24-13
2003	447 <u>2-2</u>	367.1 3-2	105.9 19-9	261.2 1-1	19 <u>2-1</u>	10 3-2	92 <u>6-3</u>	23.6 5-4	7.7 <u>19-13</u>
2002	349 17-10	351.0 9-5	97.6 26-15	253.4 4-2	23 4-2	19 22-12	91 7-5	20.5 24-11	7.6 <u>26-13</u>
2001	413 2-1	372.2 2-1	122.9 7-3	249.3 2-1	30 10-6	23 <u>26-14</u>	76 6-4	21.8 14-5	10.0 14-7
2000	429 4-3	383.8 3-2	116.2 16-10	267.6 2-1	20 1-1	15 <u>9-6</u>	89 5-2	19.9 28-14	9.3 18-10
1999	423 3-1	357.9 4-1	103.8 19-11	254.1 4-1	14 1-1	17 15-9	81 3-1	20.9 15-7	9.5 15-8
1998	310 19-10	319.8 12-7	92.9 26-14	226.9 6-3	22 2-1	28 29-14	106 <u>9-4</u>	20.2 25-12	10.0 15-9
1997	313 20-13	304.3 19-12	107.9 17-8	196.4 19-10	62 28-15	17 <u>20-11</u>	106 18-8	21.2 23-9	8.0 21-10
1996	317 <u>16-11</u>	296.5 25-14	90.5 28-14	206.0 16-9	43 23-11	11 1-1	76 1-1	23.0 10-4	10.9 10-4
1995	331 16-10	307.4 22-12	115.9 11-8	191.5 23-12	49 27-14	11 4-2	97 12-3	21.1 <u>16-10</u>	6.6 29-14
1994	307 18-9	275.8 27-14	128.8 4-3	147.1 28-14	28 <u>10-5</u>	14 5-4	82 3-2	20.9 <u>17-7</u>	8.1 <u>19-10</u>
1993	189 27-13	294.1 22-12	80.5 28-14	213.6 8-5	29 4-3	15 12-8	94 <u>14-5</u>	19.7 11-4	5.8 27-14
1992	216 27-13	273.0 24-10	68.9 28-14	204.1 8-5	44 16-8	26 27-13	122 <u>22-14</u>	19.6 11-4	11.0 5-3
1991	143 28-14	234.3 28-14	73.1 28-14	161.2 27-14	57 27-13	16 <u>11-6</u>	85 <u>5-2</u>	19.3 11-6	6.3 28-14
1990	281 21-12	259.7 27-14	80.1 27-13	179.6 16-8	51 25-13	21 <u>20-12</u>	79 4-2	18.3 <u>18-9</u>	11.2 1-1
1989	298 20-9	300.8 23-12	115.8 17-8	185.0 24-12	28 4-3	17 9-5	99 9-6	19.4 13-5	12.4 2-1
1988	354 9-4	304.4 21-10	140.6 <u>4-2</u>	163.8 24-12	34 <u>13-9</u>	22 <u>21-11</u>	89 <u>9-5</u>	19.9 <u>15-10</u>	9.8 5-3
1987	300 18-9	333.0 13-7	142.9 6-4	190.1 19-10	24 2-2	16 <u>6-3</u>	90 7-4	20.3 <u>8-3</u>	5.5 14-14
1986	229 27-14	293.8 22-13	93.2 26-12	200.6 16-11	53 22-13	24 <u>20-11</u>	99 <u>13-5</u>	19.5 <u>17-9</u>	7.1 23-14
1985	320 17-10	312.9 19-10	152.4 5-1	160.4 26-14	35 3-3	20 8-4	87 6-4	20.9 14-7	10.7 5-3
1984	239 28-14	258.3 28-14	126.6 12-6	131.7 28-14	58 22-12	22 <u>15-7</u>	95 10-5	19.3 17-7	7.3 <u>19-12</u>
1983	264 26-14	313.6 21-10	168.4 2-1	145.2 28-14	47 <u>17-9</u>	22 <u>12-6</u>	120 26-12	19.3 15-9	6.7 25-12
1982	113 28-14	275.9 27-13	116.0 14-8	159.9 24-12	20 9-6	10 8-5	52 <u>10-3</u>	17.9 26-14	5.6 25-12
1981	259 26-14	306.8 21-13	115.6 23-12	191.1 17-10	37 <u>14-7</u>	23 <u>16-10</u>	106 <u>14-8</u>	19.7 17-10	4.7 28-14
1980	355 9-5	325.4 13-6	129.9 11-5	195.5 13-5	36 14-7	24 <u>13-5</u>	104 <u>18-9</u>	20.6 9-5	7.0 21-10
1979	271 22-12	302.9 20-10	104.6 26-12	198.3 10-8	52 25-13	19 9-5	137 <u>28-14</u>	20.0 15-7	8.2 15-11
1978	239 27-14	256.7 <u>24-14</u>	127.8 23-14	129.1 24-13	49 26-14	30 <u>23-11</u>	90 2-2	22.3 10-8	6.3 25-13
1977	295 6-4	327.7 6-3	151.6 9-6	176.1 3-2	26 <u>9-7</u>	12 3-1	77 5-4	19.0 23-12	7.7 19-12
1976	417 1-1	374.0 1-1	164.5 7-4	209.5 1-1	30 <u>9-5</u>	10 1-1	92 15-6	20.6 21-14	7.9 17-9
1975	395 2-2	321.3 12-7	158.4 8-5	162.9 13-7	38 <u>16-8</u>	8 1-1	80 8-2	22.9 9-7	10.5 6-6
1974	190 23-13	274.5 15-9	129.9 16-10	144.6 18-9	49 25-13	24 <u>20-10</u>	66 6-1	22.6 9-5	6.0 25-13
1973	226 <u>20-11</u>	250.4 20-10	145.1 11-6	105.4 22-11	32 <u>13-6</u>	25 <u>21-10</u>	57 5-3	22.4 14-8	5.4 24-13
1972	235 20-11	299.1 14-8	135.3 17-9	163.8 11-6	25 11-6	12 3-2	58 5-2	28.1 2-1	8.1 9-6
1971	313 <u>5-3</u>	290.8 12-7	153.5 5-2	137.3 21-11	27 13-7	21 <u>13-6</u>	57 1-1	21.2 22-10	8.2 5-3
1970	321 6-1	295.3 8-3	95.4 23-12	199.9 3-2	33 <u>12-5</u>	22 <u>15-6</u>	71 <u>5-2</u>	25.8 3-1	9.8 5-3
1969	279 <u>8</u>	319.8 4	106.4 14	213.4 2	19 2	27 14	62 2	25.3 1	5.2 12
1968	402 2	334.4 4	129.2 8	205.1 3	29 7	22 11	75 12	26.4 1	8.3 <u>4</u>



RECORDS

COLTS YEAR-BY-YEAR OFFENSIVE RANKINGS

Total NFL-AFC Rank (since 1970), tied rank underlined

Year	Scoring	Net Offense	Rushing Avg.	Net Passing	Sacks	Ints.	Penalties	KOR Avg.	PR Avg.
1967	394 2	357.7 1	117.5 11	240.2 2	25 <u>4</u>	17 2	52 2	23.5 7	7.7 5
1966	314 8	320.4 5	111.1 10	209.3 4	30 <u>4</u>	27 12	64 4	21.5 <u>9</u>	7.9 2
1965	389 3	328.4 5	113.8 9	214.6 3	43 <u>10</u>	17 6	69 8	23.9 6	9.4 5
1964	428 1	341.4 1	143.4 5	198.0 2	39 7	9 2	74 8	23.7 6	9.4 6
1963	316 7	352.7 2	117.3 9	235.4 1	44 12	12 1	77 13	21.4 11	9.2 <u>5</u>
1962	293 8	333.3 5	114.4 11	218.9 5		25 9	63 <u>10</u>	23.0 8	8.0 6
1961	302 7	351.6 2	151.4 3	200.2 3		29 13	69 <u>11</u>	22.3 <u>8</u>	8.2 10
1960	288 <u>4</u>	353.8 1	107.4 11	246.3 1		24 10	51 4	21.9 <u>7</u>	5.5 10
1959	374 1	371.5 1	142.1 7	229.4 1		14 3	56 8	20.8 <u>6</u>	6.1 8
1958	381 1	378.3 1	177.3 2	201.0 6		11 1	55 <u>5</u>	25.4 2	6.1 5
1957	303 2	343.6 2	144.6 5	199.0 1		19 6	67 11	22.6 7	4.0 10
1956	270 4	343.8 4	183.7 2	160.1 6		18 <u>3</u>	53 5	19.3 12	7.1 5
1955	214 11	288.3 9	152.8 6	135.9 10		22 <u>6</u>	59 5	23.5 6	3.7 9
1954	131 12	244.5 12	106.3 10	139.1 10		22 <u>4</u>	71 <u>5</u>	18.7 12	5.1 8
1953	182 11	226.3 12	121.6 9	104.8 12		27 5	69 7	23.7 4	6.3 6



RECORDS

COLTS YEAR-BY-YEAR DEFENSIVE RANKINGS Total NFL-AFC Rank (since 1970), tied rank underlined

Year	Scoring	Net Defense	Rushing Avg.	Net Passing	Sacks	Ints.	Penalties	KOR Avg.	PR Avg.
2023	415 28-16	349.8 24-11	123.8 24-13	226.0 16-9	51 5-5	15 <u>14-8</u>	95 <u>12-7</u>	26.1 26-13	9.5 15-8
2022	427 <u>28-16</u>	334.0 15-9	124.1 21-13	209.9 11-5	44 <u>10-5</u>	10 <u>24-14</u>	89 <u>23-10</u>	23.0 20-12	7.4 7-5
2021	365 <u>9-6</u>	343.2 16-8	109.1 10-4	234.1 19-10	33 <u>25-12</u>	19 <u>3-2</u>	109 <u>7-5</u>	21.5 17-11	9.5 25-11
2020	362 <u>10-5</u>	332.1 8-3	90.5 2-1	241.6 20-9	40 <u>12-4</u>	15 2-5	86 <u>18-9</u>	21.3 12-7	7.7 12-6
2019	373 <u>18-10</u>	346.8 16-8	97.9 7-4	248.9 23-12	41 <u>15-7</u>	15 7-4	111 <u>13-6</u>	24.7 25-14	5.9 8-5
2018	344 10-7	339.4 11-7	101.6 8-4	237.8 16-7	38 <u>19-8</u>	15 <u>9-7</u>	131 2-2	22.0 9-6	4.4 1-1
2017	404 30-14	367.1 30-16	120.4 26-13	246.6 28-14	25 31-16	13 <u>15-7</u>	102 <u>20-12</u>	19.2 4-3	4.2 3-1
2016	392 22-12	382.9 30-15	120.4 25-11	262.5 27-15	33 <u>19-7</u>	8 <u>29-15</u>	125 2-2	21.2 12-7	8.2 12-6
2015	408 25-13	379.1 26-15	122.0 25-13	257.1 24-13	35 <u>22-12</u>	16 <u>6-4</u>	133 1-1	19.5 3-3	10.7 28-14
2014	369 19-11	342.7 11-7	113.4 18-8	229.3 12-7	41 9-7	12 <u>21-8</u>	101 22-10	22.6 10-6	5.9 3-1
2013	336 9-4	357.1 20-10	125.1 26-13	231.9 13-8	42 <u>11-5</u>	15 <u>17-8</u>	112 <u>2-2</u>	25.2 27-14	13.7 31-16
2012	387 21-11	374.3 26-14	137.5 29-14	236.8 21-11	32 <u>23-12</u>	12 <u>20-9</u>	128 1-1	24.7 22-10	11.7 26-12
2011	430 28-14	370.9 25-13	143.9 29-15	227.0 15-11	29 <u>27-13</u>	8 <u>31-16</u>	84 <u>32-32</u>	30.7 32-16	11.5 19-10
2010	388 23-11	341.6 20-9	127.0 25-12	214.6 13-7	30 <u>23-9</u>	10 <u>30-15</u>	95 <u>17-8</u>	25.8 31-15	10.7 23-13
2009	307 8-5	339.2 18-9	126.5 24-11	212.7 14-9	34 <u>16-7</u>	16 15-8	92 <u>19-8</u>	25.3 31-15	8.4 16-9
2008	298 7-4	310.9 11-5	122.9 24-12	188.1 6-3	30 <u>16-8</u>	15 <u>11-7</u>	68 32-16	24.3 24-12	9.2 15-8
2007	262 1-1	279.7 3-2	106.9 15-6	172.8 2-1	28 <u>26-12</u>	22 <u>2-2</u>	85 <u>22-8</u>	25.0 29-15	13.9 32-16
2006	360 23-14	332.3 21-12	117.3 20-12	165.3 2-2	25 <u>30-16</u>	15 <u>20-12</u>	86 26-11	26.0 30-14	13.1 31-16
2005	247 2-1	307.1 11-4	110.1 16-8	196.9 15-5	46 5-4	18 9-5	119 14-6	22.2 21-9	10.9 30-15
2004	351 19-10	370.6 29-14	127.3 24-13	243.3 29-13	45 <u>3-1</u>	19 <u>9-7</u>	116 14-7	21.3 11-5	13.6 32-16
2003	336 20-12	299.3 11-8	123.8 <u>20-9</u>	175.6 5-3	31 23-11	15 <u>14-6</u>	123 27-14	21.5 <u>20-11</u>	10.0 20-10
2002	313 7-3	306.8 8-4	124.5 20-9	182.3 2-1	36 <u>16-7</u>	10 <u>25-12</u>	102 <u>16-7</u>	20.5 <u>6-5</u>	5.8 5-2
2001	486 31-16	357.2 29-16	132.2 25-12	225.0 27-15	40 16-9	15 <u>20-10</u>	96 <u>17-10</u>	23.1 26-13	13.9 30-15
2000	326 15-7	334.8 21-12	120.9 25-14	213.9 18-9	42 <u>12-6</u>	14 <u>23-12</u>	103 <u>15-7</u>	23.8 25-13	12.8 27-13
1999	333 17-13	326.3 15-11	107.2 18-11	211.1 <u>18-12</u>	41 <u>12-7</u>	10 29-15	130 30-16	22.0 19-10	16.2 31-16
1998	444 29-14	364.8 29-15	160.6 29-14	204.1 16-8	38 <u>18-10</u>	8 30-15	108 12-6	26.0 26-13	10.7 21-9
1997	401 26-12	303.4 10-5	127.1 26-13	176.3 4-1	37 <u>21-9</u>	12 <u>25-13</u>	102 17-9	24.1 29-14	11.4 22-10
1996	334 18-9	337.7 22-10	110.0 18-11	217.7 24-10	29 28-14	13 <u>23-12</u>	121 3-2	24.9 27-13	10.9 <u>19-10</u>
1995	316 5-2	314.2 <u>7-5</u>	91.1 6-3	223.1 24-12	29 <u>24-11</u>	13 <u>25-11</u>	111 10-6	22.7 <u>22-10</u>	11.8 <u>26-13</u>
1994	320 <u>14-6</u>	332.8 20-11	102.9 12-6	229.9 24-12	29 <u>17-9</u>	18 10-4	110 <u>19-9</u>	20.2 <u>9-6</u>	9.2 <u>16-8</u>
1993	378 27-14	352.4 28-14	157.6 28-14	194.8 12-4	21 28-14	10 <u>25-14</u>	87 <u>21-12</u>	14.9 1-1	8.6 11-5
1992	302 16-9	317.1 21-12	135.9 28-14	181.3 11-7	39 <u>16-10</u>	20 <u>10-6</u>	101 7-5	17.5 5-4	7.0 4-1
1991	381 26-13	320.4 20-8	145.4 28-14	175.0 4-2	29 <u>21-11</u>	15 <u>18-10</u>	88 22-11	17.4 8-5	11.0 25-12
1990	353 20-11	350.9 26-13	138.3 24-13	212.6 23-12	29 26-13	9 27-14	104 <u>9-7</u>	19.6 18-10	8.0 12-6
1989	301 <u>11-7</u>	350.7 22-11	129.8 22-10	220.9 15-12	46 6-3	21 <u>9-4</u>	103 16-8	19.2 12-6	10.9 25-13
1988	315 <u>11-4</u>	331.0 17-7	105.9 8-2	225.1 25-13	30 <u>20-9</u>	15 <u>23-13</u>	118 <u>1-1</u>	22.1 26-12	11.3 27-14
1987	238 1-1	303.3 6-3	119.3 15-6	184.0 3-2	39 <u>14-5</u>	20 <u>12-6</u>	85 25-13	17.8 3-3	9.6 18-9
1986	400 25-13	356.3 25-12	122.6 17-9	233.7 26-12	24 27-14	16 <u>22-10</u>	100 17-10	19.2 11-8	10.3 23-12
1985	386 21-11	349.9 19-9	134.1 18-10	215.9 19-10	36 <u>23-12</u>	16 25-13	90 20-9	20.2 12-8	13.3 27-13
1984	414 25-12	348.6 22-9	125.4 17-10	223.1 22-11	42 <u>19-9</u>	18 <u>18-10</u>	98 15-9	20.2 15-6	9.7 20-9
1983	354 19-10	352.5 23-11	132.4 17-7	220.1 21-11	41 <u>16-6</u>	20 <u>20-9</u>	79 28-14	18.7 9-5	11.7 28-14
1982	236 26-13	366.2 26-13	163.7 28-14	202.6 15-8	11 28-14	5 27-13	59 9-5	21.5 21-12	8.7 18-10
1981	533 28-14	424.6 28-14	166.6 26-12	258.0 27-13	13 28-14	16 <u>24-11</u>	101 19-10	20.1 11-5	9.1 19-11
1980	387 23-12	346.6 22-13	138.1 22-14	208.5 22-12	30 <u>20-10</u>	17 <u>22-13</u>	98 <u>16-8</u>	19.7 9-5	7.3 11-5
1979	351 19-10	317.1 15-9	144.1 19-10	173.0 15-7	39 13-5	23 <u>10-6</u>	112 7-5	18.7 5-2	6.9 11-6
1978	421 28-14	369.4 28-14	188.1 27-13	181.3 25-11	30 <u>20-8</u>	17 <u>24-12</u>	114 <u>8-4</u>	24.4 28-14	8.7 15-5
1977	221 11-5	284.7 17-8	128.4 9-6	156.4 21-8	47 <u>3-2</u>	30 2-2	78 <u>25-12</u>	25.2 27-14	10.9 22-10
1976	246 13-6	299.1 15-7	131.7 7-4	167.4 22-10	56 2-1	15 <u>18-10</u>	89 17-8	22.3 19-8	7.0 6-3
1975	269 10-6	298.1 12-7	130.1 7-4	168.0 13-7	59 1-1	29 2-2	79 20-12	23.6 20-9	10.1 18-8
1974	329 25-12	294.7 14-6	140.1 17-7	154.6 15-7	21 25-12	10 25-12	75 17-10	20.1 5-2	9.0 11-7
1973	341 21-11	320.6 21-11	149.2 14-8	171.4 23-12	25 <u>23-13</u>	15 <u>18-9</u>	69 <u>13-8</u>	22.6 12-5	10.0 21-12
1972	252 <u>11-6</u>	308.0 20-10	142.1 15-8	165.9 20-11	25 16-10	23 <u>7-6</u>	84 <u>4-3</u>	21.8 5-2	7.0 <u>12-4</u>
1971	140 2-1	203.7 1-1	79.5 1-1	124.2 2-1	33 <u>8-4</u>	28 2-1	67 19-11	21.7 6-4	6.7 13-4
1970	234 7-2	274.6 9-5	102.8 6-3	171.9 21-10	41 <u>5-2</u>	25 4-2	101 <u>1-1</u>	21.3 10-4	9.4 24-12
1969	268 6	332.1 13	100.0 4	232.1 15	33 <u>7</u>	15 13	74 7	20.6 6	5.2 9
1968	144 1	241.2 2	95.6 3	145.5 4	45 3	29 2	72 9	19.6 5	3.3 1



RECORDS

Total NFL-AFC Rank (since 1970), tied rank underlined>

Year	Scoring	Net Defense	Rushing Avg.	Net Passing	Sacks	Ints.	Penalties	KOR Avg.	PR Avg.
1967	198 2	274.5 5	100.8 4	173.7 7	36 <u>8</u>	32 1	82 7	22.8 9	6.9 9
1966	226 3	292.2 7	123.8 9	168.4 4	47 <u>3</u>	22 7	69 7	21.0 3	4.3 3
1965	284 4	288.9 5	105.9 4	183.0 7	39 <u>5</u>	22 6	80 2	21.4 3	7.6 8
1964	225 1	280.7 3	128.4 8	152.3 2	57 1	23 3	59 13	21.3 2	7.0 3
1963	285 7	287.9 6	128.1 9	160.1 6	45 <u>2</u>	15 <u>11</u>	58 10	23.0 6	6.3 3
1962	288 6	294.5 5	107.4 3	187.1 6		23 <u>9</u>	71 2	27.6 14	7.9 7
1961	307 10	270.1 1	133.5 10	136.6 1		16 14	66 4	27.2 14	13.8 14
1960	234 6	276.4 4	132.6 8	143.8 2		30 <u>2</u>	59 <u>8</u>	28.5 13	3.2 1
1959	251 7	324.9 8	129.7 4	195.2 10		40 1	65 1	20.7 4	3.6 3
1958	203 2	273.7 2	107.6 1	166.1 5		35 1	60 7	28.9 12	4.4 <u>5</u>
1957	235 8	283.8 6	97.8 1	186.0 11		28 2	60 7	22.9 7	3.2 3
1956	322 11	348.0 11	159.7 7	188.3 12		13 12	62 <u>3</u>	23.6 8	3.9 2
1955	239 6	343.5 11	169.6 9	173.9 9		19 <u>7</u>	69 2	20.1 2	1.9 1
1954	279 <u>8</u>	327.5 5	135.8 8	191.7 7		20 9	92 2	20.2 3	3.3 3
1953	350 12	373.8 12	192.9 12	180.9 8		29 3	87 1	18.1 2	7.7 10



RECORDS

STATISTICS 1953

RECORD: 3-9 COACH: KEITH MOLESWORTH

FIFTH - WESTERN CONFERENCE

HOME: 2-4 CONF: 2-8

AWAY: 1-5 NCONF: 1-1

PRESEASON (3-3)

DATE	RESULTS	OPPONENT	ATTENDANCE
8/15	L 7-10	@ Philadelphia	14,000
8/22	W 10-7	@ Chicago	7,000
8/26	W 13-6	@ Pittsburgh	15,000
9/7	L 21-23	@ Cleveland	20,000
9/12	L 6-10	@ NY Giants	12,000
9/20	W 9-3	WASHINGTON	22,800

REGULAR SEASON (3-9)

DATE	RESULTS	OPPONENT	ATTENDANCE
9/27	W 13-9	CHICAGO	23,715
10/3	L 17-27	DETROIT	25,159
10/11	W 16-14	@ Chicago	35,316
10/18	L 14-37	@ Green Bay	18,713
10/25	W 27-17	WASHINGTON	34,031
10/31	L 24-35	GREEN BAY	33,797
11/7	L 7-17	@ Detroit	46,508
11/15	L 14-45	@ Philadelphia	27,813
11/22	L 13-21	LOS ANGELES RAMS	27,268
11/29	L 21-38	SAN FRANCISCO	26,005
12/5	L 2-45	@ Los Angeles Rams	26,696
12/13	L 14-45	@ San Francisco	23,432

TEAM STATISTICS

	COLTS	OPP
TOTAL FIRST DOWNS	157	232
Rushing	75	121
Passing	66	95
Penalty	16	16
TOTAL NET YARDS	2716	4486
Avg. Per Game	226.3	373.8
NET YARDS RUSHING	1459	2315
Avg. Per Game	121.6	192.9
Total Rushes	376	445
NET YARDS PASSING	1257	2171
Avg. Per Game	104.8	180.9
Tackled/Yards Lost	-368	-240
Gross Yards	1625	2411
Att./Completions	319/126	321/165
Completion Pct.	39.5	51.4
Had Intercepted	27	29
PUNTS/AVERAGE	83/38.4	55/40.3
PENALTIES/YARDS	69/623	87/757
FUMBLES/BALL LOST	34/21	42/27
TOUCHDOWNS	23	46
Rushing	7	21
Passing	13	21
Defense/Kicking	1/2	3/1

SCORE BY PERIODS

	1	2	3	4	TOTAL
COLTS	38	44	39	61	182
OPPONENTS	77	105	83	85	350

SCORING

	TDR	TDP	TDRT	PAT	FG	S	TP
Rechichar	2	1			5-13		33
Huzvar	4	1					30
McPhail				21-23	2-5		27
Taliaferro	2	2					24
Young	3	1					24
Edwards	3						18
Taseff	1	1					12
Embree	1						6
Kalmanir	1						6
Donovan						1	2
COLTS	7	13	3	21-23	7-18	1	182
OPPONENTS	21	21	4	45-46	9-16	1	350

RUSHING NO. YDS. AVG. LG TD

Huzvar	119	515	4.3	36t	4
Taliaferro	102	479	4.7	50	2
McPhail	53	138	2.6	30	0
Young	40	135	3.4	24	0
Enke	28	91	3.3	25	0
Kalmanir	16	53	3.3	32	0
Mioduszewski	3	33	11.0	25	0
DelBello	14	14	1.0	9	0
Taseff	1	1	1.0	1t	1
COLTS	376	1459	3.9	50	7
OPPONENTS	445	2315	5.2	66	21

RECEIVING NO. YDS. AVG. LG TD

Edwards	35	312	8.9	32t	3
Embree	23	272	11.8	24	1
Taliaferro	20	346	17.3	54	2
Young	12	201	16.8	49t	3
Brethauer	10	133	13.3	25	0
McPhail	10	38	3.8	45	0
Huzvar	6	55	9.2	30t	1
Rechichar	3	151	50.3	66t	2
Keane	3	61	20.3	37	0
Kalmanir	3	31	10.3	22t	1
Shula	1	6	6.0	6	0
Marchetti	0	19	0.0	19	0
COLTS	126	1625	12.9	66t	13
OPPONENTS	165	2411	14.6	59	21

INTERCEPTIONS NO. YDS. AVG. LG TD

Keane	11	118	10.7	35	0
Rechichar	7	64	9.1	36t	1
Shula	3	46	15.3	35	0
Taseff	3	36	12.0	29	0
Pellington	2	22	11.0	22	0
Brethauer	1	17	17.0	17	0
Agase	1	5	5.0	5	0
Mioduszewski	1	0	0.0	0	0
COLTS	29	308	10.6	36t	1
OPPONENTS	27	469	17.4	54t	3

	NO.	YDS.	AVG.	LG	BLK.
Taliaferro	65	2438	37.5	61	0
Keane	18	752	41.8	56	0
COLTS	83	3190	38.4	61	0
OPPONENTS	55	2217	40.3	65	0

PUNT RETURNS NO. YDS. AVG. LG TD

Taliaferro	10	31	3.1	7	0
Young	6	9	1.5	9	0
Coutre	4	38	9.5	25	0
Mioduszewski	4	13	3.3	5	0
Kalmanir	2	19	9.5	14	0
Taseff	1	71	71.0	71t	1
Keane	1	3	3.0	3	0
Rechichar	1	0	0.0	0	0
COLTS	29	184	6.3	71t	1
OPPONENTS	40	307	7.7	74	1

KICKOFF RETURNS NO. YDS. AVG. LG TD

Taliaferro	16	331	20.7	39	0
Young	11	378	34.4	104t	1
Coutre	9	266	29.6	78	0
Taseff	4	87	21.8	35	0
Kalmanir	3	51	17.0	25	0
Jackson	3	37	12.3	19	0
Poole	2	24	12.0	21	0
Campanella	2	13	6.5	13	0
Rechichar	1	28	28.0	28	0
Mioduszewski	1	25	25.0	25	0
Finnin	1	18	18.0	18	0
COLTS	53	1258	23.7	104t	1
OPPONENTS	40	724	18.1	28	0

USUAL STARTERS PRO BOWLERS IN BOLDFACE

	OFFENSE	DEFENSE
WR	Mel Embree	LDE Barney Poole
LT	Ernie Blandin	LDT Art Donovan
LG	Dick Barwegen	RDT Tom Finnin
C	Brad Ecklund	RDE Gino Marchetti
RG	Bill Lange	LLB Bill Pellington
RT	Jack Little	MLB Sisto Averno
SE	Dan Edwards	RLB Alex Agase
RB	John Huzvar	LCB Bert Rechichar
QB	Fred Enke	RCB Don Shula
RB	Buddy Young	LS Carl Taseff
RB	George Taliaferro	RS Tom Keane

PASSING	ATT.	COMP.	YDS.	PCT.	AVG./ATT.	TD	TD%	INT.	INT%	LG	RATING
Enke	169	71	1054	42.0	6.24	8	4.7	15	8.9	55	41.9
DelBello	61	27	229	44.3	3.75	1	1.6	5	8.2	66	25.9
Taliaferro	55	15	211	27.3	3.84	2	3.6	5	9.1	45	17.3
Mioduszewski	30	11	113	36.7	3.77	2	6.7	2	6.7	17	42.8
Flowers	4	2	18	50.0	4.50	0	0.0	0	0.0	12	62.5
COLTS	319	126	1625	39.5	5.09	13	4.1	27	8.5	66	34.5
OPPONENTS	321	165	2411	51.4	7.51	21	6.5	29	9.0	59	60.4



RECORDS

1954

RECORD: 3-9 COACH: WEEB EWBANK

SIXTH – WESTERN CONFERENCE

HOME: 2-4 CONF: 2-8

AWAY: 1-5 NCONF: 1-1

PRESEASON (4-1)

DATE	RESULTS	OPPONENT	ATTENDANCE
8/14	W 10-0	@ Philadelphia	10,031
8/22	W 27-21	@Pittsburgh	11,750
9/10	L 16-21	@ Pittsburgh	10,000
9/15	W 20-2	@ Chicago	18,581
9/18	W 49-14	WASHINGTON	19,380

REGULAR SEASON (3-9)

DATE	RESULTS	OPPONENT	ATTENDANCE
9/26	L 0-48	LOS ANGELES RAMS	36,215
10/2	W 20-14	NEW YORK GIANTS	27,088
10/10	L 9-28	@ Chicago	27,845
10/16	L 0-35	@ Detroit	48,272
10/24	L 6-7	GREEN BAY	28,680
10/31	L 21-24	@ Washington	23,566
11/6	L 3-27	DETROIT	25,287
11/13	L 13-24	Green Bay @ Milw.	19,786
11/21	L 13-28	CHICAGO	23,093
11/28	W 17-13	SAN FRANCISCO	23,875
12/4	W 22-21	@ Los Angeles Rams	30,744
12/11	L 7-10	@ San Francisco	26,856

TEAM STATISTICS

	COLTS	OPP
TOTAL FIRST DOWNS	169	234
Rushing	66	95
Passing	90	120
Penalty	13	19
TOTAL NET YARDS	2934	3930
Avg. Per Game	244.5	327.5
NET YARDS RUSHING	1275	1630
Avg. Per Game	106.3	135.8
Total Rushes	364	425
NET YARDS PASSING	1659	2300
Avg. Per Game	139.1	191.7
Tackled/Yards Lost	-336	-203
Gross Yards	1995	2503
Att./Completions	313/163	330/178
Completion Pct.	52.1	53.9
Had Intercepted	22	20
PUNTS/AVERAGE	72/37.2	57/39.8
PENALTIES/YARDS	71/662	92/834
FUMBLES/BALL LOST	20/12	28/10
TOUCHDOWNS	14	36
Rushing	4	21
Passing	9	12
Defense/Kicking	1/0	2/1

SCORE BY PERIODS

	1	2	3	4	TOTAL
COLTS	33	55	26	17	131
OPPONENTS	62	65	73	79	279

SCORING	TDR	TDP	TDRT	PAT	FG	S	TP
Kerkorian	1		11-12	5-10			32
Young	2	3					30
Rechichar				1-1	6-13		19
Womble		3					18
Edwards		1					6
Robinson			1				6
Taliaferro		1					6
Taseff		1					6
Toth		1					6
Firmin						1	2
COLTS	4	9	1	12-13	11-23	1	131
OPPONENTS	21	12	3	36-36	9-19	0	279

RUSHING	NO.	YDS.	AVG.	LG	TD
Young	70	311	4.4	57t	2
Toth	86	303	3.5	15	1
Taseff	41	228	5.0	32	0
Womble	60	174	2.9	24	0
Taliaferro	48	157	3.3	29	0
Kerkorian	22	36	1.6	11	1
Davidson	11	31	2.8	15	0
Huzvar	19	29	1.5	6	0
Shula	2	3	1.5	3	0
Enke	5	3	0.6	5	0
COLTS	364	1275	3.5	57t	4
OPPONENTS	425	1630	3.8	38	21

RECEIVING	NO.	YDS.	AVG.	LG	TD
Edwards	40	531	13.3	42	1
Colteryahn	30	384	12.8	21	0
Womble	30	338	11.3	78t	3
Taseff	16	159	9.9	30	1
Young	15	272	18.1	78t	3
Taliaferro	14	122	8.7	29t	1
Toth	11	51	4.6	13	0
Bighead	6	89	14.8	25	0
Mutscheller	1	49	49.0	49	0
COLTS	163	1995	12.2	78t	9
OPPONENTS	178	2503	14.1	80t	12

INTERCEPTIONS	NO.	YDS.	AVG.	LG	TD
Shula	5	84	16.8	25	0
Keane	5	22	4.4	9	0
Eggers	3	18	6.0	10	0
Rechichar	2	27	13.5	21	0
Taseff	2	15	7.5	15	0
Leberman	2	0	0.0	0	0
Campanella	1	0	0.0	0	0
COLTS	20	166	8.3	25	0
OPPONENTS	22	232	10.5	50	1

PUNTING	NO.	YDS.	AVG.	LG	BLK.
Davidson	72	2680	37.2	55	1
COLTS	72	2680	37.2	55	1
OPPONENTS	57	2266	39.8	63	0

PUNT RETURNS	NO.	YDS.	AVG.	LG	TD
Young	14	60	4.3	16	0
Taseff	8	52	6.5	13	0
Rechichar	6	22	3.7	9	0
Taliaferro	5	34	6.8	18	0
COLTS	33	168	5.1	18	0
OPPONENTS	45	150	3.3	39	0

KICKOFF

RETURNS	NO.	YDS.	AVG.	LG	TD
Young	13	308	23.7	30	0
Womble	9	170	18.9	27	0
Taseff	7	167	23.9	35	0
Taliaferro	7	134	19.1	24	0
Rechichar	3	26	8.7	12	0
Pellington	2	26	13.0	14	0
Robinson	1	19	19.0	19	0
Langas	1	18	18.0	18	0
Joyce	1	13	13.0	13	0
Toth	1	13	13.0	13	0
McMillan	1	5	5.0	5	0
Huzvar	1	0	0.0	0	0
Radosevich	1	0	0.0	0	0
COLTS	48	899	18.7	35	0
OPPONENTS	29	587	20.2	40	0

USUAL STARTERS

PRO BOWLERS IN BOLDFACE

OFFENSE	DEFENSE
WR Lloyd Colteryahn	LDE Gino Marchetti
LT Ken Jackson	RD T Art Donovan
LG Art Spinney	RD Tom Finmin
C Buzz Nutter	RDE Don Joyce
RG Alex Sandusky	LLB Bill Pellington
RT Jack Little	MLB Joe Campanella
SE Dan Edwards	RLB Doug Eggers
RB Zollie Toth	LCB Carl Taseff
QB Gary Kerkorian	RCB Don Shula
RB Buddy Young	LS Tom Keane
RB Royce Womble	RS Bert Rechichar

PASSING	ATT.	COMP.	YDS.	PCT.	AVG.ATT.	TD	TD%	INT.	INT%	LG	RATING
Kerkorian	217	117	1515	53.9	6.98	9	4.1	12	5.5	78t	66.9
Davidson	64	28	309	43.8	4.83	0	0.0	5	7.8	29t	26.1
Enke	28	17	171	60.7	6.11	0	0.0	3	10.7	42t	38.5
Taliaferro	2	0	0	0.0	0.00	0	0.0	1	50.0	0	0.0
Keane	1	1	0	100.0	0.00	0	0.0	0	0.0	0	79.2
Toth	1	0	0	0.0	0.00	0	0.0	1	100.0	0	0.0
COLTS	313	163	1995	52.1	5.09	9	2.9	22	7.0	78t	52.3
OPPONENTS	330	178	2503	53.9	7.58	12	3.6	20	6.1	80t	65.5



RECORDS

1955

RECORD: 5-6-1 COACH: WEEB EW BANK
FOURTH – WESTERN CONFERENCE

HOME: 4-1-1 CONF: 5-4-1
AWAY: 1-5 NCONF: 0-2

PRESEASON (3-2-1)			
DATE	RESULTS	OPPONENT	ATTENDANCE
8/13	L 6-21	@ Philadelphia	8,006
--	W 61-0	@ Fort Belvoir	--
8/30	T 28-28	WASHINGTON	23,280
9/6	L 14-17	@ NY Giants	20,000
9/10	W 24-14	@ Chicago	11,872
9/18	W 44-17	@Pittsburgh	20,754

REGULAR SEASON (5-6-1)			
DATE	RESULTS	OPPONENT	ATTENDANCE
9/25	W 23-17	CHICAGO	36,167
10/1	W 28-13	DETROIT	40,030
10/8	W 24-20	Green Bay @ Milw.	40,199
10/16	L 10-38	@ Chicago	40,184
10/23	L 13-14	WASHINGTON	51,587
10/29	W 14-10	GREEN BAY	34,411
11/5	L 14-24	@ Detroit	53,874
11/13	L 7-17	@ New York Giants	33,982
11/20	T 17-17	LOS ANGELES RAMS	41,146
11/27	W 26-14	SAN FRANCISCO	33,485
12/4	L 14-20	@ Los Angeles Rams	37,024
12/11	L 24-35	@ San Francisco	35,371

TEAM STATISTICS	COLTS	OPP
TOTAL FIRST DOWNS	206	234
Rushing	93	120
Passing	92	98
Penalty	21	16
TOTAL NET YARDS	3464	4122
Avg. Per Game	288.3	343.5
NET YARDS RUSHING	1833	2035
Avg. Per Game	152.8	169.6
Total Rushes	456	448
NET YARDS PASSING	1631	2087
Avg. Per Game	135.9	173.9
Tackled/Yards Lost	-164	-201
Gross Yards	1795	2288
Att./Completions	266/134	320/158
Completion Pct.	50.4	49.4
Had Intercepted	22	19
PUNTS/AVERAGE	55/39.3	56/39.9
PENALTIES/YARDS	59/565	69/681
FUMBLES/BALL LOST	18/8	24/14
TOUCHDOWNS	26	30
Rushing	15	18
Passing	11	12
Defense/Kicking	0/0	0/0

SCORE BY PERIODS	1	2	3	4	TOTAL
COLTS	54	44	57	59	214
OPPONENTS	36	72	69	62	239

SCORING	TDR	TDP	TDRT	PAT	FG	S	TP
Rechichar					25-26	10-24	55
Ameche	9						54
Mutscheller		7					42
Coltenyahn		3					18
Shaw	3						18
Young, B.	1	1					12
Kerkorian	1				1-2		9
Dupre	1						6
COLTS	15	11	0	25-26	11-26	0	214
OPPONENTS	18	12	0	29-30	10-14	0	239
RUSHING NO.	YDS.	AVG.	LG	TD			

Ameche	213	961	4.5	79t	9
Dupre	88	338	3.8	60	1
Shaw	68	301	4.4	37	3
Young, B.	32	87	2.7	25	1
Young, D.	17	39	2.3	10	0
Shields	10	34	3.4	14	0
Hugasian	12	34	2.8	15	0
Kerkorian	6	20	3.7	12	1
Renfro	4	13	3.3	5	0
Bryan	2	4	2.0	8	0
Womble	4	2	0.5	4	0
COLTS	456	1833	4.0	79t	15
OPPONENTS	448	2035	4.5	81t	18

RECEIVING	NO.	YDS.	AVG.	LG	TD
Mutscheller	33	518	15.7	48	7
Ameche	27	141	5.2	18	0
Coltenyahn	21	251	12.0	22	3
Young, B.	19	426	22.4	82t	1
Berry	13	205	15.8	45	0
Dupre	10	153	15.3	30	0
Hugasian	3	32	10.7	13	0
Shields	3	27	9.0	19	0
Young, D.	2	15	7.5	11	0
Womble	1	14	14.0	14	0
Pellington	1	10	10.0	10	0
Taseff	1	3	3.0	3	0
COLTS	134	1795	13.4	82t	11
OPPONENTS	158	2288	14.5	60	12

INTERCEPTIONS	NO.	YDS.	AVG.	LG	TD
Rechichar	6	109	18.2	40	0
Shula	5	64	12.8	31	0
Campanella	2	35	17.5	23	0
Pellington	2	17	8.5	12	0
Thomas	1	23	23.0	23	0
Patera	1	8	8.0	8	0
Bryan	1	4	4.0	4	0
Taseff	1	0	0.0	0	0
COLTS	19	260	13.7	40	0
OPPONENTS	22	269	12.2	39	0

PUNTING	NO.	YDS.	AVG.	LG	BLK.
Brethauer	55	2161	39.3	56	0
COLTS	55	2161	39.3	56	0
OPPONENTS	56	2234	39.9	63	0

PUNT RETURNS	NO.	YDS.	AVG.	LG	TD
Rechichar	30	121	4.0	24	0
Taseff	14	46	3.3	20	0
Pellington	1	6	6.0	6	0
Young, D.	1	3	3.0	3	0
Patera	1	2	2.0	2	0
Young, B.	1	0	0.0	0	0
COLTS	48	178	3.7	24	0
OPPONENTS	37	71	1.9	11	0

KICKOFF RETURNS	NO.	YDS.	AVG.	LG	TD
Rechichar	9	235	26.1	59	0
Young, B.	9	222	24.7	43	0
Taseff	7	162	23.1	38	0
White	4	142	35.5	54	0
Ameche	4	60	15.0	19	0
Young, D.	2	37	18.5	22	0
Pellington	2	36	18.0	19	0
Berry	2	27	13.5	16	0
Renfro	1	20	20.0	20	0
COLTS	40	941	23.5	59	0
OPPONENTS	36	724	20.1	57	0

USUAL STARTERS PRO BOWLERS IN BOLDFACE

OFFENSE	DEFENSE
WR Lloyd Coltenyahn	LDE Gino Marchetti
LT George Radosevich	LDT Art Donovan
LG Art Spinney	RDT Tom Finin
C Dick Szymanski	RDE Don Joyce
RG Alex Sandusky	LLB Bill Pellington
RT George Preas	MLB Joe Campanella
TE Jim Mutscheller	RLB Doug Eggers
RB Buddy Young	LCB Bert Rechichar
QB George Shaw	RCB Don Shula
RB Alan Ameche	LS Carl Taseff
RB L.G. Dupre	RS Jesse Thomas

PASSING	ATT.	COMP.	YDS.	PCT.	AVG./ATT.	TD	TD%	INT.	INT%	LG	RATING
Shaw	237	119	1586	50.2	6.69	10	4.2	19	8.0	82t	52.5
Kerkorian	29	15	209	51.7	7.21	1	3.4	3	10.3	48t	47.1
COLTS	266	134	1795	50.4	6.75	11	4.1	22	8.3	82t	51.5
OPPONENTS	320	158	2288	49.4	7.15	12	3.8	19	5.9	60t	60.8



RECORDS

1956

RECORD: 5-7 COACH: WEEB EW BANK
FOURTH – WESTERN CONFERENCE

HOME: 4-2 CONF: 3-7
AWAY: 1-5 NCONF: 2-0

PRESEASON (3-2)			
DATE	RESULTS	OPPONENT	ATTENDANCE
8/11	W 24-13	@ Philadelphia	17,575
8/20	L 10-28	@ NY Giants	21,000
8/25	W 37-16	@ Pittsburgh	12,500
9/9	L 14-19	@ Philadelphia	21,876
9/16	W 21-13	WASHINGTON	28,471

REGULAR SEASON (5-7)			
DATE	RESULTS	OPPONENT	ATTENDANCE
9/30	W 28-21	CHICAGO	45,221
10/6	L 14-31	DETROIT	42,622
10/14	L 33-38	Green Bay @ Milw.	24,214
10/21	L 27-58	@ Chicago	48,364
10/28	W 28-21	GREEN BAY	40,086
11/11	W 21-7	@ Cleveland	42,404
11/18	L 3-27	@ Detroit	55,788
11/25	W 56-21	LOS ANGELES RAMS	40,321
12/2	L 17-20	SAN FRANCISCO	37,227
12/9	L 7-31	@ Los Angeles Rams	51,037
12/16	L 17-30	@ San Francisco	43,791
12/23	W 19-17	WASHINGTON	32,944

TEAM STATISTICS		COLTS	OPP
TOTAL FIRST DOWNS		216	238
Rushing		106	109
Passing		99	115
Penalty		11	14
TOTAL NET YARDS		4125	4176
Avg. Per Game		343.8	348.0
NET YARDS RUSHING		2204	1916
Avg. Per Game		183.7	159.7
Total Rushes		432	447
NET YARDS PASSING		1921	2260
Avg. Per Game		160.1	188.3
Tackled/Yards Lost		-289	-203
Gross Yards		2210	2463
Att./Completions		279/158	297/165
Completion Pct.		56.6	55.6
Had Intercepted		18	13
PUNTS/AVERAGE		58/38.4	56/44.4
PENALTIES/YARDS		53/507	62/486
FUMBLES/BALL LOST		18/14	23/15
TOUCHDOWNS		38	43
Rushing		21	16
Passing		14	22
Defense/Kicking		1/2	3/2

SCORE BY PERIODS	1	2	3	4	TOTAL
COLTS	55	103	51	61	270
OPPONENTS	80	64	83	95	322

SCORING	TDR	TDP	TDRT	PAT	FG	S	TP
Moore	8	1					54
Ameche	8						48
Mutscheller		6					36
Dupre	2	2					24
Feamster				24-26	0-3		24
Vessels	2	1		8-10	3-13		17
Rechichar							12
Berry	2						12
Taseff			2				12
Womble	2						12
Thomas			1				6
Unitas	1						6
Kerkorian				1-2			1
COLTS	21	14	3	33-38	3-16	0	270
OPPONENTS	16	22	5	40-43	8-19	0	322

RUSHING NO.	YDS.	AVG.	LG	TD
Ameche	178	858	4.8	43
Moore	86	649	7.5	79t
Vessels	44	215	4.9	31
Dupre	49	182	3.7	21
Unitas	28	155	5.5	34
Womble	20	72	3.6	12
Shaw	20	63	3.2	19
Young, D.	5	7	1.4	3
Taseff	1	2	2.0	2
Rechichar	1	1	1.0	1
COLTS	432	2204	5.1	79t
OPPONENTS	447	1916	4.3	33

RECEIVING NO.	YDS.	AVG.	LG	TD
Mutscheller	44	715	16.3	53t
Berry	37	601	16.2	54
Ameche	26	189	7.3	22
Dupre	16	216	13.5	49t
Vessels	11	177	16.1	30
Moore	11	102	9.3	27
Womble	9	180	20.0	43t
Coltenyahn	3	29	9.7	16
Unitas	1	1	1.0	1
COLTS	158	2210	14.0	54
OPPONENTS	165	2463	14.9	77t

INTERCEPTIONS NO.	YDS.	AVG.	LG	TD
Rechichar	4	63	15.8	42
Thomas	2	36	18.0	23
Taseff	2	13	6.5	8
Patera	2	10	5.0	10
Eggers	1	6	6.0	6
Pellington	1	4	4.0	4
Shula	1	2	2.0	2
COLTS	13	134	10.3	42
OPPONENTS	18	275	15.3	59t

PUNTING NO.	YDS.	AVG.	LG	BLK.
Rechichar	33	1276	38.7	56
Dupre	25	953	38.1	54
COLTS	58	2229	38.4	56
OPPONENTS	56	2489	44.4	70

PUNT RETURNS NO.	YDS.	AVG.	LG	TD
Taseff	27	233	8.6	90t
Moore	8	38	4.8	15
Rechichar	5	10	2.0	7
Nyers	2	16	8.0	16
COLTS	42	297	7.1	90t
OPPONENTS	39	153	3.9	67t

KICKOFF RETURNS NO.	YDS.	AVG.	LG	TD
Vessels	16	379	23.7	42
Moore	10	129	12.9	21
Taseff	9	206	22.9	34
Dupre	7	148	21.1	35
Nyers	3	69	23.0	35
Young, D.	3	40	13.3	18
Ameche	2	38	19.0	25
Sandusky	1	24	24.0	24
Spinney	1	10	10.0	10
Pellington	1	0	0.0	0
Shula	1	0	0.0	0
COLTS	54	1043	19.3	42
OPPONENTS	43	1015	23.6	103t

USUAL STARTERS

PRO BOWLERS IN BOLDFACE

OFFENSE	DEFENSE
WR Raymond Berry	LDE Gino Marchetti
LT Ken Jackson	LDT Art Donovan
LG Art Spinney	RDT Tom Finin
C Buzz Nutter	RDE Don Joyce
RG Alex Sandusky	LLB Bill Pellington
RT George Preas	MLB Joe Campanella
TE Jim Mutscheller	RLB Doug Eggers
RB Lenny Moore	LCB Bert Rechichar
QB John Unitas	RCB Don Shula
RB Alan Ameche	LS Carl Taseff
RB L.G. Dupre	RS Jesse Thomas

PASSING	ATT.	COMP.	YDS.	PCT.	AVG./ATT.	TD	TD%	INT.	INT%	LG	RATING
Unitas	198	110	1498	55.6	7.57	9	4.5	10	5.1	54t	74.0
Shaw	75	45	645	60.0	8.60	3	4.0	7	9.3	49t	62.4
Moore	4	1	8	25.0	2.00	1	25.0	1	25.0	8t	39.6
Kerkorian	2	2	59	100.0	29.50	1	50.0	0	0.0	40t	158.3
COLTS	279	158	2210	56.6	7.92	14	5.0	18	6.5	54t	72.1
OPPONENTS	297	165	2463	55.6	8.29	22	7.4	13	4.4	77t	89.3



RECORDS

1957

RECORD: 7-5 COACH: WEBB EWBANK

THIRD – WESTERN CONFERENCE

HOME: 4-2 CONF: 6-4

AWAY: 3-3 NCONF: 1-1

PRESEASON (2-2-1)

DATE	RESULTS	OPPONENT	ATTENDANCE
8/17	W 17-10	@ Philadelphia	17,026
8/24	T 24-24	@ Chicago	12,000
9/8	L 14-24	WASHINGTON	34,352
9/15	W 27-9	@ Chicago	17,216
9/21	L 21-27	@ Chicago	21,182

REGULAR SEASON (7-5)

DATE	RESULTS	OPPONENT	ATTENDANCE
9/29	W 34-14	DETROIT	40,112
10/5	W 20-10	CHICAGO	46,558
10/13	W 45-17	Green Bay @ Milw.	26,322
10/20	L 27-31	@ Detroit	55,764
10/27	L 21-24	GREEN BAY	48,510
11/3	L 13-19	PITTSBURGH	42,575
11/10	W 21-17	@ Washington	33,149
11/17	W 29-14	@ Chicago	47,168
11/24	W 27-21	SAN FRANCISCO	50,073
12/1	W 31-14	LOS ANGELES RAMS	52,060
12/8	L 13-17	@ San Francisco	59,950
12/15	L 21-37	@ Los Angeles Rams	52,560

TEAM STATISTICS

	COLTS	OPP
TOTAL FIRST DOWNS	222	204
Rushing	91	69
Passing	117	118
Penalty	14	17
TOTAL NET YARDS	4123	3406
Avg. Per Game	343.6	283.8
NET YARDS RUSHING	1735	1174
Avg. Per Game	144.6	97.8
Total Rushes	434	375
NET YARDS PASSING	2388	2232
Avg. Per Game	199.0	186.0
Tackled/Yards Lost	-220	-316
Gross Yards	2608	2548
Att./Completions	314/177	342/175
Completion Pct.	56.4	51.2
Had Intercepted	19	28
PUNTS/AVERAGE	55/34.5	56/42.5
PENALTIES/YARDS	67/712	60/546
FUMBLES/BALL LOST	22/12	29/12
TOUCHDOWNS	41	29
Rushing	12	10
Passing	25	19
Defense/Kicking	3/1	0/0

SCORE BY PERIODS

	1	2	3	4	TOTAL
COLTS	82	65	70	86	303
OPPONENTS	34	75	28	98	235

SCORING	TDR	TDP	TDRT	PAT	FG	S	TP
Moore	3	7	1				66
Mutscheller				8			48
Ameche	5	2					42
Berry		6					36
Rechichar					22-25	3-13	31
Myhra					14-16	4-6	26
Dupre	2	2					24
Davis			2				12
Marchetti				1			6
Shaw	1						6
Unitas	1						6

COLTS	12	25	4	36-41	7-19	0	303
OPPONENTS	10	19	0	29-29	10-21	1	235

RUSHING	NO.	YDS.	AVG.	LG	TD
Ameche	144	493	3.4	49	5
Moore	98	488	5.0	55t	3
Dupre	101	375	3.7	22	2
Unitas	42	171	4.1	24	1
Call	33	145	4.4	24	0
Shaw	5	30	6.0	11	1
Pricer	2	18	9.0	14	0
Womble	7	18	2.6	7	0
Myhra	1	1	1.0	1	0
Nyers	1	-4	-4.0	-4	0

COLTS	434	1735	4.0	55t	12
OPPONENTS	375	1174	3.1	57	10

RECEIVING	NO.	YDS.	AVG.	LG	TD
Berry	47	800	17.0	67t	6
Moore	40	687	17.2	82t	7
Mutscheller	32	558	17.4	66t	8
Dupre	32	339	10.6	43	2
Ameche	15	137	9.1	40	2
Womble	7	69	9.9	37	0
Call	4	18	4.5	8	0

COLTS	177	2608	14.7	82t	25
OPPONENTS	175	2548	14.6	75t	19

INTERCEPTIONS	NO.	YDS.	AVG.	LG	TD
Davis	10	219	21.9	75t	2
Rechichar	5	33	6.6	21	0
Nelson	5	29	5.8	13	0
Shinnick	2	31	15.5	22	0
Patera	1	16	16.0	16	0
DeCarlo	1	14	14.0	14	0
Taseff	1	7	7.0	7	0
Joyce	1	0	0.0	0	0
Moore	1	0	0.0	0	0
Thomas	1	0	0.0	0	0

COLTS	28	349	12.5	75t	2
OPPONENTS	19	180	9.5	28	0

PUNTING	NO.	YDS.	AVG.	LG	BLK.
Davidson	47	1664	35.4	56	0
Rechichar	5	157	31.4	51	0
Dupre	3	75	25.0	38	0

COLTS	55	1896	34.5	56	0
OPPONENTS	56	2380	42.5	76	0

PUNT RETURNS	NO.	YDS.	AVG.	LG	TD
Rechichar	22	71	3.2	22	0
Taseff	7	60	8.6	49	0
Moore	2	0	0.0	0	0
Shinnick	1	2	2.0	2	0
Davis	1	0	0.0	0	0

COLTS	33	133	4.0	49	0
OPPONENTS	34	109	3.2	28	0

KICKOFF RETURNS	NO.	YDS.	AVG.	LG	TD
Nyers	17	350	20.6	46	0
Call	14	329	23.5	45	0
Davidson	5	79	15.8	21	0
Pricer	2	40	20.0	23	0
Owens	1	23	23.0	23	0
Myhra	1	19	19.0	19	0
Moore, H.	1	16	16.0	16	0
Rechichar	1	0	0.0	0	0
Moore, L.	0	92	0.0	92t	1

COLTS	42	948	22.6	92t	1
OPPONENTS	49	1120	22.9	64	0

USUAL STARTERS PRO BOWLERS IN BOLDFACE

OFFENSE	DEFENSE
WR Raymond Berry	LDE Gino Marchetti
LT Jim Parker	LDT Art Donovan
LG Art Spinney	RDE Gene Lipscomb
C Buzz Nutter	RDE Don Joyce
RG Alex Sandusky	LLB Don Shinnick
RT George Preas	MLB Jack Patera
TE Jim Mutscheller	RLB Doug Eggers
RB Lenny Moore	LCB Carl Taseff
QB John Unitas	RCB Milt Davis
RB Alan Ameche	LS Andy Nelson
RB L.G. Dupre	RS Bert Rechichar

PASSING	ATT.	COMP.	YDS.	PCT.	AVG./ATT.	TD	TD%	INT.	INT%	LG	RATING
Unitas	301	172	2550	57.1	8.47	24	8.0	17	5.7	82t	88.0
Shaw	9	5	58	55.6	6.44	1	11.1	1	11.1	17t	72.7
Davidson	2	0	0	0.0	0.00	0	0.0	1	0.0	0	0.0
Moore	2	0	0	0.0	0.00	0	0.0	0	0.0	0	39.6

COLTS	314	177	2608	56.4	8.31	25	8.0	19	6.1	82t	85.0
OPPONENTS	342	175	2548	51.2	7.45	19	5.6	28	8.2	75t	60.2



RECORDS

1958

WORLD CHAMPIONS

RECORD: 9-3 COACH: WEBB EWBANK

FIRST – WESTERN CONFERENCE

HOME: 6-0 CONF: 8-2

AWAY: 3-3 NCONF: 1-1

PRESEASON (2-3-1)			
DATE	RESULTS	OPPONENT	ATTENDANCE
8/16	L 28-30	@ Philadelphia	17,000
8/23	T 31-31	@ Chicago	14,000
8/29	L 7-27	WASHINGTON	18,131
9/6	L 10-13	@ Pittsburgh	10,000
9/14	W 27-21	GIANTS	11,111
9/21	W 42-21	@ NY Giants	18,747

REGULAR SEASON (9-3)			
DATE	RESULTS	OPPONENT	ATTENDANCE
9/28	W 28-15	DETROIT	48,377
10/4	W 51-38	CHICAGO	52,622
10/12	W 24-17	Green Bay @ Milw.	24,553
10/19	W 40-14	@ Detroit	55,190
10/26	W 35-10	WASHINGTON	54,403
11/2	W 56-0	GREEN BAY	51,333
11/9	L 21-24	@ New York Giants	71,164
11/16	W 17-0	@ Chicago	48,664
11/23	W 34-7	LOS ANGELES RAMS	57,557
11/30	W 35-27	SAN FRANCISCO	57,557
12/6	L 28-30	@ Los Angeles Rams	100,202
12/14	L 12-21	@ San Francisco	53,334
12/28	W 23-17 OT	@ New York Giants	53,185

TEAM STATISTICS	COLTS	OPP
TOTAL FIRST DOWNS	253	188
Rushing	117	70
Passing	120	106
Penalty	16	12
TOTAL NET YARDS	4539	3284
Avg. Per Game	378.3	273.7
NET YARDS RUSHING	2127	1291
Avg. Per Game	177.3	107.6
Total Rushes	456	331
NET YARDS PASSING	2412	1993
Avg. Per Game	201.0	166.1
Tackled/Yards Lost	-125	-255
Gross Yards	2537	2248
Att./Completions	354/178	363/168
Completion Pct.	50.3	46.3
Had Intercepted	11	35
POINTS/AVERAGE	62/37.3	62/44.1
PENALTIES/YARDS	55/518	60/555
FUMBLES/BALL LOST	26/11	31/17
TOUCHDOWNS	53	27
Rushing	24	13
Passing	26	9
Defense/Kicking	1/2	3/2

SCORE BY PERIODS	1	2	3	4	TOTAL
COLTS	92	93	63	133	381
OPPONENTS	41	66	65	31	203

SCORING	TDR	TDP	TDRT	PAT	FG	S	TP
Moore	7	7					84
Myhra				48-51	4-10		60
Ameche	8	1					54
Berry							9
Mutscheller	7						52
Lyles	1	1	2				24
Dupre	3						18
Unitas	3						18
Rechichar	1				1-4		9
Nelson			1				6
Pricer	1						6
Shaw	1				0-1		6
COLTS	24	26	3	48-52	5-14	0	381
OPPONENTS	13	9	5	23-27	6-17	0	203

RUSHING	NO.	YDS.	AVG.	LG	TD
Ameche	171	791	4.6	28	8
Moore	82	598	7.3	73t	7
Dupre	95	390	4.1	39	3
Call	37	154	4.2	35	0
Unitas	33	139	4.2	28	3
Lyles	22	41	1.7	27t	1
Pricer	10	26	2.6	4	1
Shaw	5	3	0.6	3	1
Brown	1	9	9.0	9	0
COLTS	456	2127	4.7	73t	24
OPPONENTS	331	1291	3.9	28	13

RECEIVING	NO.	YDS.	AVG.	LG	TD
Berry	56	794	14.2	54	9
Moore	50	938	18.8	77t	7
Mutscheller	28	504	18.0	54t	7
Dupre	13	111	8.5	22	0
Ameche	13	81	6.2	18	1
Lyles	5	24	4.8	11	1
Rechichar	4	34	8.5	12	1
Call	4	28	7.0	12	0
Pricer	3	14	4.7	6	0
DeCarlo	1	10	10.0	10	0
Pellington	1	-1	-1.0	-1	0
COLTS	178	2537	14.3	77t	26
OPPONENTS	168	2248	13.4	69t	9

INTERCEPTIONS	NO.	YDS.	AVG.	LG	TD
Nelson	8	199	21.9	69	1
Brown	8	149	6.6	30	0
Taseff	7	52	5.8	17	0
Pellington	4	44	15.5	21	0
Davis	4	40	16.0	28	0
Shinnick	3	23	14.0	16	0
Sanford	1	7	7.0	7	0
COLTS	35	514	14.7	69	1
OPPONENTS	11	169	15.4	44t	3

PUNTING	NO.	YDS.	AVG.	LG	BLK.
Brown	41	1635	39.9	60	0
Horn	19	617	32.5	48	0
Stone	1	28	28.0	28	0
Dupre	1	-4	-4.0	-4	0
COLTS	62	2276	36.7	60	0
OPPONENTS	62	2736	44.1	60	0

PUNT RETURNS	NO.	YDS.	AVG.	LG	TD
Taseff	29	196	6.8	33	0
Rechichar	7	29	4.1	11	0
Moore	2	11	5.5	11	0
Simpson	1	1	1.0	1	0
COLTS	39	237	6.1	33	0
OPPONENTS	40	176	4.4	71t	1

KICKOFF RETURNS	NO.	YDS.	AVG.	LG	TD
Lyles	11	398	36.2	103t	2
Pricer	9	168	18.7	28t	0
Moore	4	91	22.8	25t	0
Simpson	3	59	19.7	24t	0
Rechichar	3	50	16.7	22t	0
Call	2	48	24.0	26t	0
Taseff	1	50	50.0	50t	0
DeCarlo	1	0	0.0	0t	0
COLTS	34	864	25.4	103t	2
OPPONENTS	43	1241	28.9	99t	1

USUAL STARTERS PRO BOWLERS IN BOLDFACE

OFFENSE		DEFENSE	
WR Raymond Berry	LDE Gino Marchetti	LDT Art Donovan	RDT Gene Lipscomb
LT Jim Parker	RDE Don Joyce	LLB Leo Sanford	MLB Bill Pellington
LG Art Spinney	RLB Don Shinnick	LCB Milt Taseff	RCB Milt Davis
C Buzz Nutter	LS Andy Nelson	RS Ray Brown	
RG Alex Sandusky			
RT George Preas			
TE Jim Mutscheller			
WR Lenny Moore			
QB John Unitas			
RB Alan Ameche			
RB L.G. Dupre			

PASSING	ATT.	COMP.	YDS.	PCT.	AVG./ATT.	TD	TD%	INT.	INT%	LG	RATING
Unitas	263	136	2007	51.7	7.63	19	7.2	7	2.7	77t	90.0
Shaw	89	41	531	46.1	5.97	7	7.9	4	4.5	57t	72.8
Brown	2	1	-1	50.0	-0.50	0	0.0	0	0.0	-1	56.3
COLTS	354	178	2537	50.3	7.17	26	7.3	11	3.1	77t	85.4
OPPONENTS	363	168	2248	46.3	6.19	9	2.5	35	9.6	69t	35.1



RECORDS

1959

WORLD CHAMPIONS

RECORD: 9-3 COACH: WEBB EWBANK

FIRST – WESTERN CONFERENCE

HOME: 4-2 CONF: 9-1

AWAY: 5-1 NCONF: 0-2

PRESEASON (4-2)			
DATE	RESULTS	OPPONENT	ATTENDANCE
8/14	W 29-0	vs. College All-Stars	70,000
8/21	W 28-3	@ NY Giants	55,000
8/28	W 23-10	WASHINGTON	22,409
9/4	W 30-21	@ Pittsburgh	39,555
9/13	L 13-35	@ Philadelphia	15,928
9/20	L 17-31	@ Chicago	16,671

REGULAR SEASON (9-3)			
DATE	RESULTS	OPPONENT	ATTENDANCE
9/27	W 21-9	DETROIT	55,588
10/3	L 21-26	CHICAGO	57,557
10/11	W 31-24	@ Detroit	54,197
10/18	W 21-7	@ Chicago	48,430
10/25	W 38-21	GREEN BAY	57,557
11/1	L 31-38	CLEVELAND	57,557
11/8	L 24-27	@ Washington	32,773
11/15	W 28-24	Green Bay @ Milw.	25,521
11/22	W 45-14	SAN FRANCISCO	57,557
11/29	W 35-21	LOS ANGELES RAMS	57,557
12/5	W 34-14	@ San Francisco	59,075
12/12	W 45-26	@ Los Angeles Rams	65,528
12/27	W 31-16	NEW YORK GIANTS	57,545

TEAM STATISTICS		COLTS	OPP
TOTAL FIRST DOWNS		267	195
Rushing		95	65
Passing		148	118
Penalty		24	12
TOTAL NET YARDS		4458	3899
Avg. Per Game		371.5	324.9
NET YARDS RUSHING		1705	1557
Avg. Per Game		142.1	129.7
Total Rushes		435	325
NET YARDS PASSING		2753	2342
Avg. Per Game		229.4	195.2
Tackled/Yards Lost		-185	-155
Gross Yards		2938	2497
Att./Completions		375/196	351/171
Completion Pct.		52.3	48.7
Had Intercepted		14	40
PUNTS/AVERAGE		53/41.9	50/44.7
PENALTIES/YARDS		56/634	65/610
FUMBLES/BALL LOST		22/9	18/9
TOUCHDOWNS		51	31
Rushing		13	16
Passing		33	13
Defense/Kicking		4/1	2/0

SCORE BY PERIODS	1	2	3	4	TOTAL
COLTS	55	94	83	142	374
OPPONENTS	31	90	85	45	251

SCORING	TDR	TDP	TDRt	PAT	FG	S	TP
Berry		14					84
Myhra				50-51	6-17		68
Ameche	7	1					48
Moore	2	6					48
Mutscheller			8				48
Richardson			3				18
Sommer	2						12
Unitas	2						12
Davis			1				6
Dupre	1						6
Nelson			1				6
Pellington			1				6
Szymanski			1				6
Taseff			1				6
Rechichar					0-1		0
COLTS	13	33	5	50-51	6-18	0	374
OPPONENTS	16	13	2	29-31	12-22	0	251

RUSHING	NO.	YDS.	AVG.	LG	TD
Ameche	178	679	3.8	26	7
Moore	92	422	4.6	31t	2
Sommer	61	227	3.7	53t	2
Unitas	29	145	5.0	21	2
Pricer	34	128	3.8	16	0
Dupre	23	54	2.4	21	0
Hawkins	12	44	3.7	11	0
Brown	2	4	2.0	3	0
Lewis	4	2	0.5	2	0
COLTS	435	1705	3.9	53t	13
OPPONENTS	325	1557	4.8	70t	16

RECEIVING	NO.	YDS.	AVG.	LG	TD
Berry	66	959	14.5	55t	14
Moore	47	846	18.0	71	6
Mutscheller	44	699	15.9	40t	8
Ameche	13	129	9.9	30	1
Sommer	7	111	15.7	56	0
Richardson	7	81	11.6	15	3
Dupre	6	47	7.8	18	1
Lewis	3	54	18.0	25	0
Pricer	2	3	1.5	4	0
Sherer	1	9	9.0	9	0
COLTS	196	2938	15.0	71	33
OPPONENTS	171	2497	14.6	81t	13

INTERCEPTIONS	NO.	YDS.	AVG.	LG	TD
Davis	7	119	17.0	57t	1
Shinnick	7	70	10.0	23	0
Nelson	6	33	5.5	33t	1
Brown	5	89	17.8	44	0
Szymanski	5	24	4.8	15t	1
Pellington	4	99	24.8	30t	1
Taseff	2	60	30.0	33	0
Lipscomb	1	49	49.0	49	0
Matuszak	1	23	23.0	23	0
Sample	1	10	10.0	10	0
Marchetti	1	1	0.0	0	0
COLTS	40	577	14.4	57t	4
OPPONENTS	14	199	14.2	37	2

PUNTING	NO.	YDS.	AVG.	LG	BLK.
Sherer	51	2132	41.8	60	0
Brown	2	89	44.5	55	0
COLTS	53	2221	41.9	60	0
OPPONENTS	50	2236	44.7	60	0

PUNT RETURNS	NO.	YDS.	AVG.	LG	TD
Sample	22	129	5.8	25	0
Taseff	15	104	6.9	25	0
Shinnick	1	0	0.0	0	0
COLTS	38	233	6.1	25	0
OPPONENTS	33	120	3.6	30	0

KICKOFF RETURNS	NO.	YDS.	AVG.	LG	TD
Sample	17	457	26.9	80	0
Sommer	8	166	20.8	25	0
Pricer	6	66	11.0	25	0
Rechichar	2	39	19.5	27	0
Lewis	2	31	15.5	23	0
Hawkins	1	21	21.0	21	0
Plunkett	1	12	12.0	12	0
Davis	1	0	0.0	0	0
COLTS	38	792	20.8	80	0
OPPONENTS	46	950	20.7	42	0

BUSSY STARTERS PRO BOWLERS IN BOLDFACE

OFFENSE		DEFENSE	
WR Raymond Berry	LDE Gino Marchetti		
LT Jim Parker	LDT Art Donovan		
LG Art Spinney	RDT Gene Lipscomb		
C Buzz Nutter	RDE Don Joyce		
RG Alex Sandusky	LLB Bill Pellington		
RT George Preas	MLB Dick Szymanski		
TE Jim Mutscheller	RLB Don Shinnick		
WR Lenny Moore	LCB Carl Taseff		
QB John Unitas	RCB Milt Davis		
RB Alan Ameche	LS Andy Nelson		
RB Mike Sommer	RS John Sample		

PASSING	ATT.	COMP.	YDS.	PCT.	AVG./ATT.	TD	TD%	INT.	INT%	LG	RATING
Unitas	367	193	2899	52.6	7.90	32	8.7	14	3.8	71t	92.0
Brown	4	1	14	25.0	3.50	0	0.0	0	0.0	14t	41.7
Moore	3	2	25	66.7	8.33	1	33.3	0	0.0	13t	132.0
Dupre	1	0	0	0.0	0.00	0	0.0	0	0.0	0	39.6
COLTS	375	196	2938	52.3	7.83	33	8.8	14	3.7	71t	92.1
OPPONENTS	351	171	2497	48.7	7.11	13	3.7	40	11.1	81t	45.1



RECORDS

1960

RECORD: 6-6 COACH: WEEB EW BANK
FOURTH – WESTERN CONFERENCE

HOME: 4-2 CONF: 5-6
AWAY: 2-4 NCONF: 1-0

PRESEASON (3-3)

DATE	RESULTS	OPPONENT	ATTENDANCE
8/12	W 32-7	vs. College All Stars	70,000
8/19	W 14-10	@ Dallas	40,000
8/26	L 21-31	@ St. Louis	14,000
9/2	L 28-34	@ Pittsburgh	33,265
9/12	W 30-7	WASHINGTON	6,218
9/17	L 21-35	@ Philadelphia	20,125

REGULAR SEASON (6-6)

DATE	RESULTS	OPPONENT	ATTENDANCE
9/25	W 20-0	WASHINGTON	53,818
10/2	W 42-7	CHICAGO	57,808
10/9	L 21-35	@ Green Bay	32,150
10/16	W 31-17	LOS ANGELES RAMS	57,808
10/23	L 17-30	@ Detroit	53,854
10/30	W 45-7	@ Dallas	25,500
11/6	W 38-24	GREEN BAY	57,808
11/13	W 24-20	@ Chicago	48,713
11/27	L 22-30	SAN FRANCISCO	57,808
12/4	L 15-20	DETROIT	57,808
12/11	L 3-10	@ Los Angeles Rams	75,461
12/18	L 10-34	@ San Francisco	57,269

TEAM STATISTICS

	COLTS	OPP
TOTAL FIRST DOWNS	227	195
Rushing	64	86
Passing	143	98
Penalty	20	11
TOTAL NET YARDS	4245	3317
Avg. Per Game	353.8	276.4
NET YARDS RUSHING	1289	1591
Avg. Per Game	107.4	132.6
Total Rushes	345	379
NET YARDS PASSING	2956	1726
Avg. Per Game	246.3	143.8
Tackled/Yards Lost	-208	-342
Gross Yards	3164	2068
Att./Completions	392/196	290/144
Completion Pct.	50.0	48.3
Had Intercepted	24	30
PUNTS/AVERAGE	52/38.5	54/46.4
PENALTIES/YARDS	51/504	59/538
RUMBLES/BALL LOST	24/12	20/9
TOUCHDOWNS	37	27
Rushing	10	17
Passing	26	8
Defense/Kicking	0/1	1/1

SCORE BY PERIODS

	1	2	3	4	TOTAL
COLTS	53	123	44	68	288
OPPONENTS	23	48	62	101	234

SCORING	TDR	TDP	TDRT	PAT	FG	S	TP
Moore	4	9					78
Myhra				35-37	9-19		62
Berry			10				60
Hawkins	2	3					30
Ameche	3						18
Mutscheller	2						12
Pricer	1	1					12
Richardson	1						6
Sample			1				6
Lipscomb					1		2
Shields					1		2
COLTS	10	26	1	35-37	9-19	2	288
OPPONENTS	17	8	2	27-27	15-30	0	234

RUSHING	NO.	YDS.	AVG.	LG	TD
Moore	91	374	4.1	57t	4
Hawkins	76	267	3.5	17	2
Ameche	80	263	3.3	16	3
Unitas	36	195	5.4	27	0
Pricer	46	131	2.9	11	1
Brown	2	25	12.5	23	0
Welch	5	23	4.6	7	0
Sample	1	7	7.0	7	0
Taseff	4	3	0.8	4	0
Kovac	4	1	0.3	5	0
COLTS	345	1289	3.7	57t	10
OPPONENTS	379	1591	4.2	66t	17

RECEIVING	NO.	YDS.	AVG.	LG	TD
Berry	74	1298	17.5	70t	10
Moore	45	936	20.8	80t	9
Hawkins	25	280	11.2	49	3
Mutscheller	18	271	15.1	43t	2
DeCarlo	8	116	14.5	22	0
Richardson	8	90	11.3	23	1
Pricer	8	77	9.6	21	1
Ameche	7	56	8.0	19	0
Kovac	2	27	13.5	25	0
Taseff	1	13	13.0	13	0
COLTS	196	3164	16.1	80t	26
OPPONENTS	144	2068	14.4	65t	8

INTERCEPTIONS	NO.	YDS.	AVG.	LG	TD
Boyd	7	132	18.9	74	0
Nelson	6	47	7.8	22	0
Davis	6	32	5.3	19	0
Shinnick	5	40	8.0	11	0
Sample	4	27	6.8	18	0
Szymanski	1	15	15.0	15	0
Pellington	1	4	4.0	4	0
COLTS	30	297	9.9	74	0
OPPONENTS	24	272	11.3	80t	1

PUNTING	NO.	YDS.	AVG.	LG	BLK.
Brown	52	2001	38.5	55	0
COLTS	52	2001	38.5	55	0
OPPONENTS	54	2506	46.4	62	0

PUNT RETURNS	NO.	YDS.	AVG.	LG	TD
Sample	14	101	7.2	26	0
Taseff	6	25	4.2	7	0
Nelson	3	1	0.3	1	0
COLTS	23	127	5.5	26	0
OPPONENTS	15	48	3.2	10	0

USUAL STARTERS PRO BOWLERS IN BOLDFACE

OFFENSE	DEFENSE
WR Raymond Berry	LDE Gino Marchetti
LT Jim Parker	LDT Art Donovan
LG Art Spinney	RDT Gene Lipscomb
C Buzz Nutter	RDE Ordeil Braese
RG Alex Sandusky	LLB Bill Pellington
RT George Preas	MLB Dick Szymanski
TE Jim Mutscheller	RLB Don Shinnick
WR Lenny Moore	LCB Bob Boyd
QB John Unitas	RCB Milt Davis
RB Alan Ameche	LS Andy Nelson
RB Alex Hawkins	RS John Sample

PASSING	ATT.	COMP.	YDS.	PCT.	AVG./ATT.	TD	TD%	INT.	INT%	LG	RATING
Unitas	378	190	3099	50.3	8.20	25	6.6	24	6.4	80t	73.7
Brown	13	6	65	46.2	5.00	1	7.7	0	0.0	21t	87.0
Moore	1	0	0	0.0	0.00	0	0.0	0	0.0	0	39.6
COLTS	392	196	3164	50.0	8.07	26	6.6	24	6.1	80t	74.0
OPPONENTS	298	144	2068	48.3	6.94	8	2.7	30	10.1	65t	40.6



RECORDS

1961

RECORD: 8-6 COACH: WEEB EWBANK

THIRD – WESTERN CONFERENCE

HOME: 5-2 CONF: 6-6

AWAY: 3-4 NCONF: 2-0

PRESEASON (3-2)			
DATE	RESULTS	OPPONENT	ATTENDANCE
8/12	L 20-24	@ Pittsburgh	15,000
8/18	W 13-3	MINNESOTA	10,203
8/26	W 41-7	@ Washington	20,302
9/1	L 24-35	@ Dallas	19,000
9/10	W 49-20	@ NY Giants	50,787

REGULAR SEASON (8-6)			
DATE	RESULTS	OPPONENT	ATTENDANCE
9/17	W 27-24	LOS ANGELES RAMS	54,259
9/24	L 15-16	DETROIT	54,259
10/1	W 34-33	MINNESOTA	54,259
10/8	L 7-45	@ Green Bay	38,669
10/15	L 10-24	@ Chicago	48,719
10/22	W 17-14	@ Detroit	53,016
10/29	L 20-21	CHICAGO	57,641
11/5	W 45-21	GREEN BAY	57,641
11/12	L 20-28	@ Minnesota	38,010
11/19	W 16-0	ST. LOUIS	56,112
11/26	W 27-6	@ Washington	41,062
12/3	W 20-17	SAN FRANCISCO	57,641
12/9	L 17-34	@ Los Angeles Rams	41,268
12/16	W 27-24	@ San Francisco	45,517

TEAM STATISTICS		
	COLTS	OPP
TOTAL FIRST DOWNS	274	232
Rushing	124	108
Passing	135	110
Penalty	15	14
TOTAL NET YARDS	4922	3782
Avg. Per Game	351.6	270.1
NET YARDS RUSHING	2119	1869
Avg. Per Game	151.4	133.5
Total Rushes	456	418
NET YARDS PASSING	2803	1913
Avg. Per Game	200.2	136.6
Tackled/Yards Lost	-215	-407
Gross Yards	3018	2320
Att./Completions	438/232	351/161
Completion Pct.	53.0	46.0
Had Intercepted	29	16
PUNTS/AVERAGE	42/43.0	64/41.4
PENALTIES/YARDS	69/589	66/547
FUMBLES/BALL LOST	21/13	19/8
TOUCHDOWNS	34	37
Rushing	17	17
Passing	17	18
Defense/Kicking	0/0	1/1

SCORE BY PERIODS	1	2	3	4	TOTAL
COLTS	72	101	63	66	302
OPPONENTS	57	68	92	90	307

SCORING	TDR	TDP	TDRT	PAT	FG	S	TP
Myhra				33-34	21-39		96
Moore	7	8					90
Hawkins	4	1					30
Orr		4					24
Perry	3	1					24
Mutscheller		2					12
Unitas		2					12
Smolinski		1					6
Welch	1						6
Marchetti						1	2
COLTS	17	17	0	33-34	21-39	1	302
OPPONENTS	17	18	2	37-37	16-26	0	307

RUSHING	NO.	YDS.	AVG.	LG	TD
Perry	168	675	4.0	27	3
Moore	92	648	7.0	54t	7
Hawkins	86	379	4.4	39	4
Unitas	54	190	3.5	18	2
Smolinski	31	98	3.2	14	0
Welch	1	60	60.0	60t	1
Matte	13	54	4.2	11	0
Sommer	6	10	1.7	9	0
Hill	1	4	4.0	4	0
McHan	4	1	0.3	7	0
COLTS	456	2119	4.6	60	17
OPPONENTS	418	1869	4.5	54t	17

RECEIVING	NO.	YDS.	AVG.	LG	TD
Berry	75	873	11.6	44	0
Moore	49	728	14.9	72t	8
Perry	34	322	9.5	27	1
Mutscheller	20	370	18.5	45	2
Hawkins	20	158	7.9	22	1
Orr	18	357	19.8	64	4
Smolinski	9	100	11.1	25	1
Mackey	4	66	16.5	19	0
Sommer	1	31	31.0	31	0
Matte	1	8	8.0	8	0
Szymanski	1	5	5.0	5	0
COLTS	232	3018	13.0	72t	17
OPPONENTS	161	2320	14.4	84t	18

INTERCEPTIONS	NO.	YDS.	AVG.	LG	TD
Glick	4	18	4.5	10	0
Harrison	3	43	14.3	27	0
Pellington	3	9	3.0	4	0
Shinnick	2	15	7.5	15	0
Boyd	2	0	0.0	0	0
Burkett	1	23	23.0	23	0
Taseff	1	15	15.0	15	0
COLTS	16	123	7.7	27	0
OPPONENTS	29	406	14.0	41t	1

PUNTING	NO.	YDS.	AVG.	LG	BLK.
Gilburg	42	1804	43.0	61	0
COLTS	42	1804	43.0	61	0
OPPONENTS	64	2648	41.4	67	0

PUNT RETURNS	NO.	YDS.	AVG.	LG	TD
Boyd	18	173	9.6	46	0
Taseff	5	39	7.8	23	0
Hawkins	4	20	5.0	9	0
Nelson	4	19	4.8	12	0
Harrison	1	16	16.0	16	0
Smolinski	1	2	2.0	2	0
COLTS	33	269	8.2	46	0
OPPONENTS	18	248	13.8	72t	1

KICKOFF RETURNS	NO.	YDS.	AVG.	LG	TD
Lyles	28	672	24.0	64	0
Harrison	11	250	22.7	34	0
Welch	5	146	29.2	50	0
Smolinski	3	27	9.0	23	0
Matte	2	50	25.0	30	0
Lewis	1	14	14.0	14	0
Matuszak	1	14	14.0	14	0
Mackey	1	6	6.0	6	0
Gregory	1	3	3.0	3	0
COLTS	53	1182	22.3	64	0
OPPONENTS	57	1552	27.2	55	0

USUAL STARTERS PRO BOWLERS IN BOLDFACE

OFFENSE		DEFENSE	
WR Raymond Berry	LDE Gino Marchetti	LDT Art Donovan	RDE Ordell Braase
LT Jim Parker	RDT Billy Ray Smith	LLB Bill Pellington	MLB Jack Burkett
LG Palmer Pyle	RLB Don Shinnick	LCB Bob Boyd	RCB Gary Glick
C Dick Szymanski	RS Bob Harrison		
RG Alex Sandusky			
RT George Preas			
TE Jim Mutscheller			
WR Lenny Moore			
QB John Unitas			
RB Joe Perry			
RB Alex Hawkins			

PASSING	ATT.	COMP.	YDS.	PCT.	AVG./ATT.	TD	TD%	INT.	INT%	LG	RATING
Unitas	420	229	2990	54.5	7.12	16	3.8	24	5.7	72t	66.1
McHan	15	3	28	20.0	1.87	1	6.7	4	26.7	17t	22.2
Moore	2	0	0	0.0	0.00	0	0.0	1	50.0	0	0.0
Boyd	1	0	0	0.0	0.00	0	0.0	0	0.0	0	39.6
COLTS	438	232	3018	53.0	6.89	17	3.9	29	6.6	72t	60.3
OPPONENTS	351	161	2320	46.0	6.61	18	5.1	16	4.6	84t	65.9



RECORDS

1962

RECORD: 7-7 COACH: WEEB EW BANK FOURTH – WESTERN CONFERENCE

HOME: 3-4 CONF: 5-7
AWAY: 4-3 NCONF: 2-0

PRESEASON (3-2)

DATE	RESULTS	OPPONENT	ATTENDANCE
8/11	W 56-28	@ Philadelphia	18,530
8/16	W 34-14	@ Washington	25,632
8/25	W 24-10	@ Dallas	14,000
9/2	L 13-24	@ Minnesota	29,544
9/9	L 9-20	@ Pittsburgh	8,962

REGULAR SEASON (7-7)

DATE	RESULTS	OPPONENT	ATTENDANCE
9/16	W 30-27	LOS ANGELES RAMS	54,796
9/23	W 34-7	@ Minnesota	30,787
9/30	L 20-29	DETROIT	57,966
10/7	L 13-21	SAN FRANCISCO	54,158
10/14	W 36-14	@ Cleveland	80,132
10/21	L 15-35	@ Chicago	49,066
10/28	L 6-17	GREEN BAY	57,966
11/4	W 22-3	@ San Francisco	44,875
11/11	W 14-2	@ Los Angeles Rams	39,502
11/18	L 13-17	@ Green Bay	38,669
11/25	L 0-57	CHICAGO	56,164
12/2	L 14-21	@ Detroit	53,012
12/8	W 34-21	WASHINGTON	56,964
12/16	W 42-17	MINNESOTA	53,645

TEAM STATISTICS

	COLTS	OPP
TOTAL RUSHING DOWNS	251	226
Rushing	94	91
Passing	145	119
Penalty	12	16
TOTAL NET YARDS	4666	4123
Avg. Per Game	333.3	294.5
NET YARDS RUSHING	1601	1504
Avg. Per Game	114.4	107.4
Total Rushes	448	423
NET YARDS PASSING	3065	2619
Avg. Per Game	218.9	187.1
Tackled/Yards Lost	-265	-356
Gross Yards	3330	2975
Att./Completions	423/237	381/206
Completion Pct.	56.0	54.1
Had Intercepted	25	23
PUNTS/AVERAGE	58/41.5	67/42.7
PENALTIES/YARDS	63/675	71/792
FUMBLES/BALL LOST	26/19	32/19
TOUCHDOWNS	37	37
Rushing	9	17
Passing	27	19
Defense/Kicking	1/0	0/1

SCORE BY PERIODS

	1	2	3	4	TOTAL
COLTS	62	60	42	129	293
OPPONENTS	55	59	64	110	288

SCORING	TDR	TDP	TDR	PAT	FG	S	TP
Bielski	2			25-28	11-25		70
Orr	11						66
Mackey	4						24
Hawkins	4						24
Moore	2	2					24
Matte	2	1					18
Berry		3					18
Owens		2					12
Smolinski	1	1					12
Harris				6-9	1-3		9
Braase			1				6
Turner			1				6
Saul						1	2
TEAM						1	2
COLTS	9	27	1	31-37	12-28	2	293
OPPONENTS	17	19	1	35-37	9-22	2	288

RUSHING	NO.	YDS.	AVG.	LG	TD
Moore	106	470	4.4	25	2
Perry	94	359	3.8	21	0
Smolinski	85	265	3.1	11	1
Matte	74	226	3.1	29	2
Unitas	50	137	2.7	25	0
Hawkins	29	87	3.0	13t	4
Turner	1	17	17.0	17	0
Orr	1	14	14.0	14	0
Boyd	2	13	6.5	15	0
Clemens	2	9	4.5	6	0
McHan	4	4	1.0	5	0
COLTS	448	1601	3.6	29	9
OPPONENTS	423	1504	3.6	45t	17

RECEIVING	NO.	YDS.	AVG.	LG	TD
Orr	55	974	17.7	80t	11
Berry	51	687	13.5	37	3
Mackey	25	396	15.8	57	4
Owens	25	307	12.3	26	2
Perry	22	194	8.8	32	0
Moore	18	215	11.9	80	2
Bielski	15	200	13.3	22	2
Smolinski	13	128	9.9	33t	1
Matte	8	81	10.1	22	1
Hawkins	4	37	9.3	14	0
Turner	1	111	111.0	74t	1
COLTS	237	3330	14.1	80t	27
OPPONENTS	206	2975	14.4	85t	19

INTERCEPTIONS	NO.	YDS.	AVG.	LG	TD
Boyd	7	163	23.3	38	0
Shinnick	5	16	3.3	9	0
Nelson	4	20	5.0	10	0
Harris	2	52	26.0	38	0
Pellington	2	29	14.5	21	0
Burkett	2	21	10.5	12	0
Welch	1	30	30.0	30	0
COLTS	23	331	14.4	38	0
OPPONENTS	25	386	15.4	40	0

PUNTING	NO.	YDS.	AVG.	LG	BLK.
Gilburg	57	2384	41.8	62	0
McHan	1	22	22.0	22	0
COLTS	58	2406	41.5	62	0
OPPONENTS	67	2861	42.7	64	0

PUNT RETURNS	NO.	YDS.	AVG.	LG	TD
Hawkins	11	42	3.8	12	0
Turner	10	95	9.5	43	0
Harris	8	61	7.6	21	0
Boyd	3	23	7.7	23	0
Nelson	2	22	11.0	14	0
Shinnick	0	29	0.0	29	0
COLTS	34	272	8.0	43	0
OPPONENTS	23	182	7.9	48	0

KICKOFF RETURNS	NO.	YDS.	AVG.	LG	TD
Matte	27	613	22.7	42	0
Turner	20	504	25.2	37	0
Harris	3	86	28.7	31	0
Hawkins	2	35	17.5	25	0
Smolinski	2	20	10.0	14	0
Diehl	1	5	5.0	5	0
COLTS	55	1263	23.0	42	0
OPPONENTS	52	1433	27.6	103t	1

USUAL STARTERS

PRO BOWLERS IN BOLDFACE

OFFENSE	DEFENSE
WR Raymond Berry	LDE Gino Marchetti
LT Jim Parker	LDT Jim Colvin
LG Palmer Pyle	RDT Billy Ray Smith
C Dick Szymanski	RDE Ordeil Braase
RG Alex Sandusky	LLB Bill Pellington
RT George Preas	MLB Jack Burkett
TE Dee Mackey	RLB Don Shinnick
WR Jimmy Orr	LCB Bob Boyd
QB John Unitas	RCB Wendell Harris
RB Joe Perry	LS Andy Nelson
RB Lenny Moore	RS Jim Welch

PASSING	ATT.	COMP.	YDS.	PCT.	AVG./ATT.	TD	TD%	INT.	INT%	LG	RATING
Unitas	389	222	2967	57.1	7.63	23	5.9	23	5.9	80t	76.5
McHan	20	10	278	50.0	13.90	3	15.0	2	10.0	74t	95.8
Matte	13	5	85	38.5	6.54	1	7.7	0	0.0	30t	87.0
Hawkins	1	0	0	0.0	0.00	0	0.0	0	0.0	0	39.6
COLTS	423	237	3330	56.0	7.87	27	6.4	25	5.9	80t	78.2
OPPONENTS	381	206	2975	54.1	7.81	19	5.0	23	6.0	85t	71.1



RECORDS

1963

RECORD: 8-6 COACH: DON SHULA
THIRD - WESTERN CONFERENCE

HOME: 4-3 CONF: 7-5
AWAY: 4-3 NCONF: 1-1

PRESEASON (4-1)			
DATE	RESULTS	OPPONENT	ATTENDANCE
8/10	W 26-21	@ Philadelphia	18,597
8/17	W 21-7	@ Cleveland	83,218
8/24	W 17-14	@ Pittsburgh	18,000
8/31	W 27-21	@ Washington	22,000
9/7	L 7-14	@ Chicago	51,218

REGULAR SEASON (8-6)			
DATE	RESULTS	OPPONENT	ATTENDANCE
9/15	L 28-37	NEW YORK GIANTS	60,029
9/22	W 20-14	@ San Francisco	31,006
9/29	L 20-31	@ Green Bay	42,327
10/6	L 3-10	@ Chicago	48,998
10/13	W 20-3	SAN FRANCISCO	56,962
10/20	W 25-21	@ Detroit	51,901
10/27	L 20-34	GREEN BAY	60,065
11/3	L 7-17	CHICAGO	60,065
11/10	W 24-21	DETROIT	59,758
11/17	W 37-34	@ Minnesota	33,136
11/24	L 16-17	@ Los Angeles Rams	48,555
12/1	W 36-20	@ Washington	44,006
12/8	W 41-10	MINNESOTA	54,122
12/15	W 19-16	LOS ANGELES RAMS	52,834

TEAM STATISTICS		COLTS	OPP
TOTAL FIRST DOWNS			
Rushing	257	228	
Passing	95	89	
Penalty	149	118	
	13	21	
TOTAL NET YARDS			
Avg. Per Game	4938	4036	
Total Plays	352.7	287.9	
Avg. Per Play	87.3	82.7	
	5.7	4.9	
NET YARDS RUSHING			
Avg. Per Game	1642	1794	
Total Rushes	117.3	128.1	
	396	434	
NET YARDS PASSING			
Avg. Per Game	3296	2242	
Total Passes	235.4	160.1	
Tackled/Yards Lost	44/309	45/347	
Gross Yards	3605	2589	
Att./Completions	433/248	348/181	
Completion Pct.	57.3	52.0	
Had Intercepted	12	15	
PUNTS/AVERAGE			
	56/41.0	72/43.5	
PENALTIES/YARDS			
	77/823	58/685	
FUMBLES/BALL LOST			
	35/25	32/17	
TOUCHDOWNS			
Rushing	35	36	
Passing	11	16	
Defense/Kicking	20	19	
	4/0	1/0	

SCORE BY PERIODS	1	2	3	4	TOTAL
COLTS	82	82	66	86	316
OPPONENTS	27	110	76	72	285

SCORING	TDR	TDP	TDRT	PAT	FG	S	TP
Martin				32-35	24-39		104
Mackey		7					42
Hill	5	1					30
Orr		5					30
Matte	4	1					30
Moore	2	2					24
Berry		3					18
Marchetti			1				6
Boyd			1				6
Nelson			1				6
Lockett			1				6
Lyles			1				6
Colvin						1	2

COLTS	11	20	4	32-35	24-39	1	316
OPPONENTS	16	19	1	33-36	12-27	0	285

RUSHING	NO.	YDS.	AVG.	LG	TD
Matte	133	541	4.1	31t	4
Hill	100	440	4.4	20t	5
Lockett	81	273	3.4	18	0
Unitas	47	224	4.8	26	0
Moore	27	136	5.0	25t	2
Cuzzo	3	26	8.7	26	0
Mackey	1	3	3.0	3	0
Craddock	1	1	1.0	1	0
Hawkins	3	-2	-0.7	0	0

COLTS	396	1642	4.1	31t	11
OPPONENTS	434	1794	4.1	70t	16

RECEIVING	NO.	YDS.	AVG.	LG	TD
Matte	48	466	9.7	49	1
Berry	44	703	16.0	64t	3
Orr	41	708	17.3	60t	5
Mackey	35	726	20.7	61t	7
Hill	22	304	13.8	55	1
Moore	21	288	13.7	34	2
Richardson	17	204	12.0	22	0
Lockett	16	158	9.9	27	1
Hawkins	3	41	13.7	19	0
Owens	1	7	7.0	7	0

COLTS	248	3605	14.5	64t	20
OPPONENTS	181	2589	14.3	77t	19

INTERCEPTIONS	NO.	YDS.	AVG.	LG	TD
Welch	4	49	12.3	15	0
Nelson	3	37	12.3	26t	1
Boyd	3	17	5.7	9	0
Lyles	2	36	18.0	36t	1
Shinnick	2	20	10.0	18	0
Logan	1	15	15.0	15	0

COLTS	15	174	11.6	36t	2
OPPONENTS	12	161	13.4	39	1

PUNTING	NO.	YDS.	AVG.	LG	BLK.
Gilburg	52	2173	41.8	64	0
Logan	4	121	30.3	55	0
COLTS	56	2294	41.0	64	0
OPPONENTS	72	3133	43.5	64	0

PUNT RETURNS	NO.	YDS.	AVG.	LG	TD
Logan	28	279	10.0	38	0
Hawkins	17	156	9.2	50	0
Richardson	5	43	8.6	19	0
Moore	2	7	3.5	7	0
Hill	1	0	0.0	0	0

COLTS	53	485	9.2	50	0
OPPONENTS	19	119	6.3	23	0

KICKOFF RETURNS	NO.	YDS.	AVG.	LG	TD
Matte	16	331	20.7	34	0
Mackey	9	271	30.1	41	0
Harris	8	198	24.8	41	0
Logan	8	170	21.3	31	0
Lockett	3	52	17.3	28	0
Gilburg	3	29	9.7	26	0
Hill	2	32	16.0	17	0
Richardson	1	16	16.0	16	0
Parker	1	15	15.0	15	0
Bielski	1	0	0.0	0	0

COLTS	52	1114	21.4	41	0
OPPONENTS	66	1520	23.0	58	0

USUAL STARTERS

PRO BOWLERS IN BOLDFACE

OFFENSE		DEFENSE	
WR Raymond Berry	LDE Gino Marchetti	LDT Jim Colvin	
LT Bob Vogel	RDT Fred Miller	RDE Fredell Braase	
LG Jim Parker	LLB Jack Burkett	MLB Bill Pellington	
C Dick Szymanski	RLB Don Shinnick	LCB Bob Boyd	
RG Alex Sandusky	TE John Mackey	RCB Lenny Lyles	
RT George Preas	WR Jimmy Orr	LS Andy Neilson	
TE John Mackey	QB John Unitas	RS Jim Welch	
WR Jimmy Orr	RB Tom Matte		
QB John Unitas	RB Lenny Moore,		
	J.W. Lockett		

PASSING	ATT.	COMP.	YDS.	PCT.	AVG./ATT.	TD	TD%	INT.	INT%	LG	SACKED	RATING
Unitas	410	237	3481	57.8	8.49	20	4.9	12	2.9	64t	42/298	90.0
Cuzzo	17	10	104	58.8	6.12	0	0.0	0	0.0	19t	2/11	76.6
Matte	5	1	20	20.0	4.00	0	0.0	0	0.0	20t	0/0	43.8
McHan	1	0	0	0.0	0.00	0	0.0	0	0.0	0	0/0	39.6
COLTS	433	248	3605	57.4	8.33	20	4.6	12	2.8	64t	44/309	88.4
OPPONENTS	348	181	2589	52.0	7.44	19	5.5	15	4.3	77t	45/347	76.7



RECORDS

1964

RECORD: 12-2 COACH: DON SHULA
FIRST - WESTERN CONFERENCE
HOME: 7-1 CONF: 10-2
AWAY: 5-1 NCONF: 2-0

PRESEASON (3-1-1)

DATE	RESULTS	OPPONENT	ATTENDANCE
8/8	W 28-17	@ Philadelphia	18,500
8/14	T 28-28	@ Detroit	46,852
8/21	L 21-30	@ St. Louis	32,069
8/27	W 41-14	@ Washington	45,016
9/6	W 48-17	@ Pittsburgh	10,000

REGULAR SEASON (12-2)

DATE	RESULTS	OPPONENT	ATTENDANCE
9/13	L 24-34	@ Minnesota	35,563
9/20	W 21-20	@ Green Bay	42,327
9/27	W 52-0	CHICAGO	56,537
10/4	W 35-20	LOS ANGELES RAMS	56,537
10/12	W 47-27	ST. LOUIS	60,213
10/18	W 24-21	GREEN BAY	60,213
10/25	W 34-0	@ Detroit	57,814
11/1	W 37-7	SAN FRANCISCO	60,213
11/8	W 40-24	@ Chicago	47,891
11/15	W 17-14	MINNESOTA	60,213
11/22	W 24-7	@ Los Angeles Rams	72,137
11/29	W 14-3	@ San Francisco	33,642
12/6	L 14-31	DETROIT	60,213
12/13	W 45-17	WASHINGTON	60,213
12/27	L 0-27	@ Cleveland	79,544

TEAM STATISTICS

	COLTS	OPP
TOTAL FIRST DOWNS	245	242
Rushing	100	93
Passing	129	121
Penalty	16	28
TOTAL NET YARDS	4779	3930
Avg. Per Game	341.4	280.7
Total Plays	840	864
Avg. Per Play	5.7	4.6
NET YARDS RUSHING	2007	1798
Avg. Per Game	143.4	128.4
Total Rushes	456	422
NET YARDS PASSING	2772	2132
Avg. Per Game	198.0	152.3
Tackled/Yards Lost	39/273	57/489
Gross Yards	3045	2621
Att./Completions	345/176	385/217
Completion Pct.	51.0	56.4
Had Intercepted	9	23
PUNTS/AVERAGE	59/41.8	73/44.0
PENALTIES/YARDS	74/785	59/641
FUMBLES/BALL LOST	31/10	28/18
TOUCHDOWNS	54	28
Rushing	29	13
Passing	22	14
Defense/Kicking	2/1	0/1

SCORE BY PERIODS

COLTS	1	2	3	4	TOTAL
COLTS	88	96	130	114	428
OPPONENTS	38	59	48	80	225

SCORING	TDR	TDP	TRT	PAT	FG	S	TP
Moore	16	3	1				120
Michaels				53-54	17-35		104
Orr	6						36
Berry	6						36
Hill	5	1					36
Lorick	4						24
Looney	1	1					12
Unitas	2						12
Mackey	2						12
Wilson	1						6
Matte	1						6
Logan			1				6
Stonebreaker			1				6
Hawkins			1				6
Petties			1				6
COLTS	29	22	3	53-54	17-35	0	428
OPPONENTS	13	14	1	27-28	10-24	0	225

RUSHING

	NO.	YDS.	AVG.	LG	TD
Moore	157	584	3.7	32t	16
Lorick	100	513	5.1	60	4
Hill	88	384	4.4	50	5
Matte	42	215	5.1	80t	1
Unitas	37	162	4.4	20	2
Looney	23	127	5.5	58t	1
Boyd	1	25	25.0	25	0
Mackey	1	-1	-1.0	-1	0
Cuzzo	7	-2	-0.3	10	0
COLTS	456	2007	4.4	80t	29
OPPONENTS	422	1798	4.3	51t	13

RECEIVING

	NO.	YDS.	AVG.	LG	TD
Berry	43	663	15.4	46	6
Orr	40	867	21.7	69	6
Mackey	22	406	18.5	62	2
Moore	21	472	22.5	74t	3
Hill	14	113	8.1	27t	1
Lorick	11	164	14.9	59	0
Matte	10	169	16.9	30	0
Wilson	7	86	12.3	20	1
Richardson	3	42	14.0	16	0
Hawkins	2	42	21.0	27t	1
Petties	2	20	10.0	15t	1
Looney	1	1	0.0	1t	1
COLTS	176	3045	17.3	74t	22
OPPONENTS	217	2621	12.1	63t	14

INTERCEPTIONS

	NO.	YDS.	AVG.	LG	TD
Boyd	9	185	20.6	47	0
Logan	6	91	15.2	30	1
Shinnick	3	10	3.3	9	0
Lyles	2	40	20.0	23	0
Pellington	2	20	10.0	13	0
Harris	1	20	20.0	20	0
COLTS	23	366	15.9	47	1
OPPONENTS	9	119	13.2	36	0

PUNTING	NO.	YDS.	AVG.	LG	BLK.
Looney	32	1358	42.4	64	0
Gilburg	27	1106	41.0	58	0
COLTS	59	2464	41.8	64	0
OPPONENTS	73	3212	44.0	68	0

PUNT RETURNS	NO.	FC	YDS.	AVG.	LG	TD
Harris	17	5	214	12.6	39	0
Hawkins	16	4	122	7.6	30	0
Logan	13	0	111	8.5	22	0
Haymond	1	1	6	6.0	6	0
Davis	1	0	0	0.0	0	0
COLTS	48	10	453	9.4	39	0
OPPONENTS	25	-	175	7.0	65t	1

KICKOFF

RETURNS	NO.	YDS.	AVG.	LG	TD
Looney	14	345	24.6	42	0
Lorick	13	385	29.6	71	0
Hill	4	85	21.3	26	0
Matte	3	71	23.7	34	0
Gilburg	1	19	19.0	19	0
Davis	1	12	12.0	12	0
Petties	1	9	9.0	9	0
Haymond	1	0	0.0	0	0
Boyd	1	0	0.0	0	0
COLTS	39	926	23.7	71	0
OPPONENTS	70	1490	21.3	56	0

PRO BOWL STARTERS

PRO BOWLERS IN BOLDFACE

	OFFENSE	DEFENSE
WR	Raymond Berry	LDE Gino Marchetti
LT	Bob Vogel	LDT Fred Miller
LG	Jim Parker	RDE Billy Ray Smith
C	Dick Szymanski	RDE Orrell Braese
RG	Alex Sandusky	LLB Steve Stonebreaker
RT	George Preas	MLB Bill Pellington
TE	John Mackey	RLB Don Shinnick
WR	Jimmy Orr	LCB Bob Boyd
QB	John Unitas	RCB Benny Lyles
RB	Lenny Moore	LS Jerry Logan
RB	Jerry Hill, Tony Lorick	RS Jim Welch

PASSING	ATT.	COMP.	YDS.	PCT.	AVG./ATT.	TD	TD%	INT.	INT%	LG	SACKED	RATING
Unitas	305	158	2824	51.8	9.26	19	6.2	6	2.0	74t	37/254	96.4
Cuzzo	36	15	163	41.7	4.53	2	5.6	3	8.3	22t	2/19	39.5
Matte	4	3	58	75.0	14.50	1	25.0	0	0.0	22t	0/0	156.3
COLTS	345	176	3045	51.0	8.83	22	6.4	9	2.6	74t	39/273	91.8
OPPONENTS	385	217	2621	56.4	6.81	14	3.6	23	5.9	63t	57/489	64.6



RECORDS

1965

**RECORD: 10-3-1 COACH: DON SHULA
TIED FIRST – WESTERN CONFERENCE**

**HOME: 5-2 CONF: 8-3-1
AWAY: 5-1-1 NCONF: 2-0**

PRESEASON (5-0)			
DATE	RESULTS	OPPONENT	ATTENDANCE
8/14	W 22-10	@ St. Louis	75,229
8/20	W 23-3	@ Detroit	48,035
8/28	W 38-10	@ Pittsburgh	47,186
9/4	W 33-23	@ Washington	22,117
9/11	W 33-14	@ Philadelphia	11,540

REGULAR SEASON (10-3-1)			
DATE	RESULTS	OPPONENT	ATTENDANCE
9/19	W 35-16	MINNESOTA	56,562
9/26	L 17-20	Green Bay @ Milw.	48,130
10/3	W 27-24	SAN FRANCISCO	58,609
10/10	W 31-7	DETROIT	60,238
10/17	W 38-7	@ Washington	50,405
10/24	W 35-20	LOS ANGELES RAMS	60,238
10/31	W 34-28	@ San Francisco	45,827
11/7	W 26-21	@ Chicago	45,656
11/14	W 41-21	@ Minnesota	47,426
11/21	W 34-24	PHILADELPHIA	60,238
11/25	T 24-24	@ Detroit	55,036
12/5	L 0-13	CHICAGO	60,238
12/12	L 27-42	GREEN BAY	60,238
12/18	W 20-17	@ Los Angeles Rams	46,636
12/26	L 10-13 OT	@ Green Bay	50,484
1/9	W 35-3	Dallas @ Miami	65,569
		(Playoff Bow)	

TEAM STATISTICS	COLTS	OPP
TOTAL FIRST DOWNS	266	233
Rushing	94	78
Passing	144	131
Penalty	28	24
TOTAL NET YARDS	4598	4045
Avg. Per Game	328.4	289.9
Total Plays	887	849
Avg. Per Play	5.2	4.8
NET YARDS RUSHING	1593	1483
Avg. Per Game	113.8	105.9
Total Rushes	445	410
NET YARDS PASSING	3005	2562
Avg. Per Game	214.6	183.0
Tackled/Yards Lost	43/325	39/341
Gross Yards	3330	2903
Att./Completions	399/222	400/213
Completion Pct.	55.6	53.3
Had Intercepted	17	22
PUNTS/AVERAGE	56/39.6	71/43.9
PENALTIES/YARDS	69/616	80/786
FUMBLES/BALL LOSS	31/19	33/14
TOUCHDOWNS	48	35
Rushing	13	11
Passing	31	22
Defense/Kicking	4/0	1/1

SCORE BY PERIODS	1	2	3	4	TOTAL
COLTS	64	140	69	116	389
OPPONENTS	55	93	78	58	284

SCORING	TDR	TDP	TDRT	PAT	FG	S	P	TP
Michaels			48-48	17-28	1	101		
Orr		10				60		
Moore	5	3				48		
Berry		7				42		
Mackey		7				42		
Hill	5					30		
Lorick	1	2				18		
Logan			2			12		
Boyd						6		
Haymond			1			6		
Matte	1					6		
Unitas	1					6		
Richardson		1				6		
Hawkins		1				6		
COLTS	13	31	4	48-48	17-28	1	389	
OPPONENTS	11	22	2	35-35	13-23	0	284	

RUSHING	NO.	YDS.	AVG.	LG	TD
Hill	147	516	3.5	20	5
Moore	133	464	3.5	28t	5
Lorick	63	296	4.7	38	1
Matte	69	235	3.4	20	1
Unitas	17	68	4.0	18t	1
Cuozzo	6	8	1.3	10	0
Mackey	1	7	7.0	7	0
Curtis	6	1	0.2	4	0
Felts	2	0	0.0	2	0
Brown	1	-2	-2.0	-2	0
COLTS	445	1593	3.6	38	13
OPPONENTS	410	1483	3.6	62t	11

RECEIVING	NO.	YDS.	AVG.	LG	TD
Berry	58	739	12.7	40	7
Orr	45	847	18.8	57	10
Mackey	40	814	20.4	68t	7
Moore	27	414	15.3	52t	3
Hill	20	112	5.6	20	0
Lorick	15	184	12.3	49t	2
Matte	12	131	10.9	15	0
Hawkins	2	32	16.0	27	1
Wilson	1	38	38.0	38	0
Richardson	1	14	14.0	14t	1
Curtis	1	5	5.0	5	0
COLTS	222	3330	15.0	68t	31
OPPONENTS	213	2903	13.6	65t	22

INTERCEPTIONS	NO.	YDS.	AVG.	LG	TD
Boyd	9	78	8.7	24	1
Harris	3	77	25.7	36	0
Haymond	3	47	15.7	30t	1
Logan	2	74	37.0	38t	2
Lyles	1	28	28.0	28	0
Gaubatz	1	5	5.0	5	0
Smith	1	5	5.0	5	0
Shinnick	1	4	4.0	4	0
Stonebreaker	1	0	0.0	0	0
COLTS	22	318	14.5	38t	4
OPPONENTS	17	341	20.1	87	1

PUNTING	NO.	YDS.	AVG.	LG	BLK.
Gilburg	54	2139	39.6	66	0
Brown	2	80	40.0	49	0
COLTS	56	2219	39.6	66	0
OPPONENTS	71	3119	43.9	65	0

PUNT RETURNS	NO.	FC	YDS.	AVG.	LG	TD
Haymond	41	9	403	9.8	55	0
Hawkins	4	2	18	4.5	11	0
COLTS	45	11	421	9.4	55	0
OPPONENTS	26	-	198	7.6	44	0

KICKOFF RETURNS	NO.	YDS.	AVG.	LG	TD
Haymond	20	614	30.7	53	0
Felts	10	193	19.3	36	0
Lorick	9	211	23.4	30	0
Matte	8	211	26.4	46	0
Curtis	2	10	5.0	10	0
Hawkins	2	0	0.0	0	0
Hill	1	3	3.0	3	0
COLTS	52	1242	23.9	53	0
OPPONENTS	63	1346	21.4	101t	1

USUAL STARTERS PRO BOWLERS IN BOLDFACE

OFFENSE	DEFENSE
WR Raymond Berry	LDE Lou Michaels
LT Bob Vogel	LDT Fred Miller
LG Jim Parker	RDT Billy Ray Smith
C Dick Szymanski,	RDE Ordell Braese
Buzz Nutter	LLB Steve Stonebreaker
RG Alex Sandusky	MLB Dennis Gaubatz
RT George Preas	RLB Don Shinnick
TE John Mackey	LCB Bob Boyd
WR Jimmy Orr	RCB Lenny Lyles
QB John Unitas	LS Jerry Logan
RB Lenny Moore	RS Wendell Harris
RB Jerry Hill	

PASSING	ATT.	COMP.	YDS.	PCT.	AVG./ATT.	TD	TD%	INT.	INT%	LG	SACKED	RATING
Unitas	282	164	2530	58.2	8.97	23	8.2	12	4.3	61t	29/221	97.4
Cuozzo	105	54	700	51.4	6.67	7	6.7	4	3.8	44t	10/73	79.1
Matte	7	1	19	14.3	2.71	0	0.0	1	14.3	19t	1/7	0.0
Brown	5	3	81	60.0	16.20	1	20.0	0	0.0	68t	3/24	143.8
COLTS	399	222	3330	55.6	8.35	31	7.8	17	4.3	68t	43/325	91.4
OPPONENTS	400	213	2903	53.3	7.27	22	5.5	22	5.5	65t	39/341	72.1



RECORDS

1966

RECORD: 9-5 COACH: DON SHULA SECOND – WESTERN CONFERENCE

HOME: 5-2 CONF: 7-5
AWAY: 4-3 NCONF: 2-0

PRESEASON (5-0)

DATE	RESULTS	OPPONENT	ATTENDANCE
8/3	W 35-0	@ Washington	45,805
8/13	W 31-17	@ Philadelphia	41,352
8/19	W 33-7	@ St. Louis	28,304
8/26	W 24-17	@ Cleveland	83,418
9/1	W 20-0	@ Detroit	39,766

REGULAR SEASON (9-5)

DATE	RESULTS	OPPONENT	ATTENDANCE
9/10	L 3-24	Green Bay @ Milw.	48,650
9/18	W 38-23	@ Minnesota	47,426
9/25	W 36-14	SAN FRANCISCO	56,715
10/9	L 17-27	@ Chicago	47,452
10/16	W 45-14	DETROIT	60,238
10/23	W 20-17	MINNESOTA	60,238
10/30	W 17-3	@ Los Angeles Rams	57,898
11/6	W 37-10	WASHINGTON	60,238
11/13	W 19-7	@ Atlanta	58,950
11/20	L 14-20	@ Detroit	52,383
11/27	L 7-23	LOS ANGELES RAMS	60,238
12/4	W 21-16	CHICAGO	60,238
12/10	L 10-14	GREEN BAY	60,238
12/18	W 30-14	@ San Francisco	40,005
1/8	W 20-14	Philadelphia (at Miami)	58,088

TEAM STATISTICS

	COLTS	OPP
TOTAL FIRST DOWNS	237	245
Rushing	82	94
Passing	142	134
Penalty	13	17
TOTAL NET YARDS	4486	4091
Avg. Per Game	320.4	292.2
Total Plays	849	932
Avg. Per Play	5.3	4.4
NET YARDS RUSHING	1556	1733
Avg. Per Game	111.1	123.8
Total Rushes	418	460
NET YARDS PASSING	2930	2358
Avg. Per Game	209.3	168.4
Tackled/Yards Lost	30/242	47/401
Gross Yards	3172	2759
Att./Completions	401/221	425/240
Completion Pct.	55.1	56.5
Had Intercepted	27	22
PUNTS/AVERAGE	49/45.6	71/40.6
PENALTIES/YARDS	64/617	69/704
FUMBLES/BALL LOST	19/12	25/18
TOUCHDOWNS	36	25
Rushing	7	7
Passing	26	14
Defense/Kicking	3/0	4/0

SCORE BY PERIODS

	1	2	3	4	TOTAL
COLTS	36	113	61	104	314
OPPONENTS	50	58	60	58	226

SCORING	TDR	TDP	TDRT	PAT	FG	S	TP
Michaels				35-36	21-39	98	
Mackey	9					54	
Berry	7					42	
Moore	3					18	
Matte	3					18	
Lorick	3					18	
Orr		3				6	
Wilson		2				12	
Richardson		2				12	
Curtis			1			6	
Boyd			1			6	
Unitas	1					6	
Haymond			1			6	
COLTS	7	26	3	35-36	21-39	0	314
OPPONENTS	7	14	4	25-25	17-33	0	226

RUSHING	NO.	YDS.	AVG.	LG	TD
Lorick	143	524	3.7	41	3
Hill	104	395	3.8	12	0
Matte	86	381	4.4	30	0
Moore	63	209	3.3	18	3
Unitas	20	44	2.2	16	1
Cuzzo	1	9	9.0	9	0
Mackey	1	-6	-6.0	-6	0
COLTS	418	1556	3.7	41	7
OPPONENTS	460	1733	3.8	52t	7

RECEIVING	NO.	YDS.	AVG.	LG	TD
Berry	56	786	14.0	40	7
Mackey	50	829	16.6	89	9
Orr	37	618	16.7	61	3
Matte	23	307	13.4	35	3
Moore	21	260	12.4	36	0
Richardson	14	246	17.6	69	2
Lorick	12	81	6.8	19	0
Hill	5	18	3.6	7	0
Wilson	3	27	9.0	11	2
COLTS	221	3172	14.4	89	26
OPPONENTS	240	2759	12.5	99t	14

INTERCEPTIONS	NO.	YDS.	AVG.	LG	TD
Boyd	6	114	19.0	37	1
Haymond	4	88	22.0	52t	1
Logan	3	13	4.3	13	0
Shinnick	3	4	1.3	4	0
Gaubatz	2	12	6.0	10	0
Davis	1	15	15.0	15	0
Stonebreaker	1	8	8.0	8	0
Brown	1	7	7.0	7	0
Lyles	1	6	6.0	6	0
COLTS	22	267	12.1	52t	2
OPPONENTS	27	438	16.2	55	3

PUNTING	NO.	YDS.	AVG.	LG	BLK.
Lee	49	2233	45.6	64	0
COLTS	49	2233	45.6	64	0
OPPONENTS	71	2882	40.6	62	0

PUNT RETURNS	NO.	FC	YDS.	AVG.	LG	TD
Haymond	40	8	347	8.7	64	0
Davis	2	1	7	3.5	4	0
Logan	1	1	3	3.0	3	0
Matte	1	1	0	0.0	0	0
Allen	1	0	0	0.0	0	0
COLTS	45	11	357	7.9	64	0
OPPONENTS	30	8	130	4.3	24	0

KICKOFF RETURNS	NO.	YDS.	AVG.	LG	TD
Moore	18	453	25.2	54	0
Haymond	10	223	22.3	29	0
Lorick	10	214	21.4	37	0
Curtis	3	64	21.3	34	0
Matte	3	55	18.3	31	0
Allen	3	53	17.7	20	0
Baldwin	2	18	9.0	18	0
Brown	2	14	7.0	11	0
COLTS	51	1094	21.5	54	0
OPPONENTS	63	1320	21.0	40	0

USUAL STARTERS

PRO BOWLERS IN BOLDFACE

OFFENSE	DEFENSE
WR Raymond Berry	LDE Lou Michaels
LT Bob Vogel	LDT Billy Ray Smith
LG Dan Sullivan	RDT Fred Miller
C Dick Szymanski	RDE Ordele Braase
RG Alex Sandusky	LLB Jack Burkett,
RT Jim Parker	Steve Stonebreaker
TE John Mackey	MLB Dennis Gaubatz
WR Jimmy Orr	RLB Don Shinnick
QB John Unitas	LCB Bob Boyd
RB Lenny Moore	RCB Lenny Lyles
RB Tony Lorick,	LS Jerry Logan
Jerry Hill	RS Alvin Haymond

PASSING	ATT.	COMP.	YDS.	PCT.	AVG./ATT.	TD	TD%	INT.	INT%	LG	SACKED	RATING
Unitas	348	195	2748	56.0	7.90	22	6.3	24	6.9	89t	21/146	74.0
Cuzzo	50	26	424	52.0	8.48	4	8.0	2	4.0	69t	8/82	90.8
Matte	3	0	0	0.0	0.00	0	0.0	1	33.3	0	0/0	0.0
Moore	0	0	0	0.0	0.00	0	0.0	0	0.0	0	1/14	0.0
COLTS	401	221	3172	55.1	7.91	26	6.5	27	6.7	89t	30/242	74.5
OPPONENTS	425	240	2759	56.5	6.49	14	3.3	22	5.2	99t	47/401	65.5



RECORDS

1967

RECORD: 11-1-2 COACH: DON SHULA TIED FIRST - COASTAL DIVISION

HOME: 6-0-1 AWAY: 5-1-1

DIV: 4-1-1 CONF: 7-1-2 NCONF: 4-0

PRESEASON (4-1)			
DATE	RESULTS	OPPONENT	ATTENDANCE
8/13	W 33-3	@ Boston	29,313
8/21	L 5-9	@ St. Louis	34,054
8/26	W 14-5	@ Detroit	38,367
8/31	W 23-17	@ Washington	47,008
9/9	W 33-7	@ Dallas	58,492

REGULAR SEASON (11-1-2)			
DATE	RESULTS	OPPONENT	ATTENDANCE
9/17	W 38-31	ATLANTA	56,715
9/24	W 38-6	@ Philadelphia	60,755
10/1	W 41-7	SAN FRANCISCO	60,238
10/8	W 24-3	@ Chicago	47,190
10/15	T 24-24	LOS ANGELES RAMS	60,238
10/22	T 20-20	@ Minnesota	47,693
10/29	W 17-13	@ Washington	50,574
11/5	W 13-10	GREEN BAY	60,238
11/12	W 49-7	@ Atlanta	58,850
11/19	W 41-7	DETROIT	60,238
11/26	W 26-9	@ San Francisco	44,815
12/3	W 23-17	DALLAS	60,238
12/10	W 30-10	NEW ORLEANS	60,238
12/17	L 10-34	@ Los Angeles Rams	77,277

TEAM STATISTICS	COLTS	OPP
TOTAL FIRST DOWNS	289	208
Rushing	105	78
Passing	159	116
Penalty	25	14
TOTAL NET YARDS	5008	3843
Avg. Per Game	357.7	274.5
Total Plays	925	818
Avg. Per Play	5.4	4.7
NET YARDS RUSHING	1645	1411
Avg. Per Game	117.5	100.8
Total Rushes	443	387
NET YARDS PASSING	3363	2432
Avg. Per Game	240.2	173.7
Tackled/Yards Lost	25/198	36/246
Gross Yards	3561	2678
Att./Completions	457/265	395/221
Completion Pct.	58.0	55.9
Had Intercepted	17	32
PUNTS/AVERAGE	49/42.3	69/39.4
PENALTIES/YARDS	52/458	82/927
FUMBLES/BALL LOST	13/8	17/8
TOUCHDOWNS	48	21
Rushing	21	5
Passing	22	13
Defense/Kicking	4/1	2/1

SCORE BY PERIODS	1	2	3	4	TOTAL
COLTS	78	122	69	135	394
OPPONENTS	26	50	57	65	198

SCORING	TDR	TDP	TDR	PAT	FG	S	TP
Michaels				46-48	20-37		106
Matte	9	3					72
Richardson			8				48
Lorick	6						36
Hawkins		4					24
Moore	4						24
Mackey		3					18
Perkins			2				12
Hill	2						12
Boyd				1			6
Orr		1					6
Berry		1					6
Volk				1			6
Logan				1			6
Lyles				1			6
Braase				1			6
COLTS	21	22	5	46-48	20-37	0	394
OPPONENTS	5	13	3	21-21	17-28	0	198

FGS	1-9	20-29	30-39	40-49	50+	TOT.
Michaels	6-7	5-7	3-10	4-9	2-4	20-37
COLTS	6-7	5-7	3-10	4-9	2-4	20-37
OPP.	3-3	3-3	6-9	5-11	0-2	17-28

Michaels:	(16,42)	(37,52)	(30,20,42,40)	(47,X)	(45,33,44)	(25,41,10)	(48,12,30)	(32,57)	(33)	(54,29,33)	(10,12,47,26)	(29,53,27)	(35,21,17)	(37,14)
OPP.:	(47,48)	(9,35)	(42)	(35)	(47,50,33,47)	(47,28,11)	(42,35)	(49,42)	(1)	(30,37,50)	(26,43,33,33)	(17)	(35)	(47,23)

RUSHING	NO.	YDS.	AVG.	LG	TD
Matte	147	636	4.3	30	9
Lorick	133	436	3.3	22	6
Hill	90	311	3.5	18	2
Moore	42	132	3.1	21	4
Unitas	22	89	4.1	12	0
Ward	5	23	4.6	8	0
Hawkins	2	12	6.0	7	0
Welch	2	6	3.0	4	0
COLTS	443	1645	3.7	30	21
OPPONENTS	387	1411	3.6	27	5

RECEIVING	NO.	YDS.	AVG.	LG	TD
Richardson	63	860	13.7	31	8
Mackey	55	686	12.5	34	3
Matte	35	496	14.2	88	3
Hawkins	27	469	17.4	54	4
Lorick	22	189	8.6	34	0
Hill	19	156	8.2	33	0
Perkins	16	302	18.9	57	2
Moore	13	153	11.8	37	0
Berry	11	167	15.2	40	1
Orr	3	72	24.0	55	1
Alley	1	11	11.0	11	0
COLTS	265	3561	13.4	88	22
OPPONENTS	221	2678	12.1	80	13

INTERCEPTIONS	NO.	YDS.	AVG.	LG	TD
Volk	6	145	24.2	94t	1
Boyd	6	145	24.2	41t	1
Lyles	5	59	11.8	36t	1
Logan	4	22	5.5	11t	0
Shinnick	3	20	6.7	17t	0
Haymond	2	33	16.5	33t	0
Stukes	2	13	6.5	13t	0
Gaubatz	2	10	5.0	5t	0
Curtis	1	6	6.0	6t	0
Porter	1	0	0.0	0t	0
COLTS	32	453	14.2	94t	3
OPPONENTS	17	272	16.0	77t	2

PUNTING	NO.	YDS.	AVG.	LG	BLK.
Lee	49	2075	42.3	68	0
COLTS	49	2075	42.3	68	0
OPPONENTS	69	2718	39.4	62	1

PUNT RETURNS	NO.	FC	YDS.	AVG.	LG	TD
Haymond	26	4	155	6.0	31	0
Volk	11	5	88	8.0	24	0
Logan	5	1	80	16.0	43	1
COLTS	42	10	323	7.7	43	1
OPPONENTS	21	6	144	6.9	40	0

USUAL STARTERS

PRO BOWLERS IN BOLDFACE		OFFENSE		DEFENSE	
WR	Raymond Berry,	LDE	Roy Hilton,		
	Ray Perkins		Lou Michaels		
LT	Bob Vogel	LOT	Fred Miller		
LG	Glenn Ressler	RTD	Billy Ray Smith		
CG	Dick Szymanski	RDE	Orzell Brase		
RG	Dan Sullivan	LLB	Ron Porter,		
RT	Sam Ball		Mike Curtis		
TE	John Mackey	MLB	Dennis Gaubatz		
QB	Willie Richardson	RLB	Don Shinnick		
WR	John Unitas	LCB	Bob Boyd		
RB	Tom Matte	RCB	Lenny Lyles		
RB	Tony Lorick	LS	Jerry Logan		
		RS	Rick Volk		

PASSING	ATT.	COMP.	YDS.	PCT.	AVG./ATT.	TD	TD%	INT.	INT%	LG	SACKED	RATING
Unitas	436	255	3428	58.5	7.86	20	4.6	16	3.7	88t	25/198	83.6
Ward	16	9	115	56.3	7.19	2	12.5	1	6.3	21t	0/0	92.4
Matte	5	1	18	20.0	3.60	0	0.0	0	0.0	18t	0/0	42.1
COLTS	457	265	3561	58.0	7.79	22	4.8	17	3.7	88t	25/198	83.4
OPPONENTS	395	221	2678	55.9	6.78	13	3.3	32	8.1	80t	36/246	54.1



RECORDS

1968

NFL CHAMPIONS

RECORD: 13-1 COACH: DON SHULA

FIRST — COASTAL DIVISION

HOME: 6-1 AWAY: 7-0

DIV: 6-0 CONF: 10-0 NCONF: 3-1

PRESEASON (5-1)			
DATE	RESULTS	OPPONENT	ATTENDANCE
8/3	W 14-12	@ Oakland	51,154
8/10	W 10-0	@ Chicago	31,917
8/16	W 15-13	@ Washington	45,810
8/23	L 7-14	@ Detroit	34,082
8/31	W 22-13	@ Miami	63,202
9/7	W 16-10	@ Dallas	69,520

REGULAR SEASON (13-1)			
DATE	RESULTS	OPPONENT	ATTENDANCE
9/15	W 27-10	SAN FRANCISCO	56,864
9/23	W 28-20	@ Atlanta	50,428
9/29	W 41-7	@ Pittsburgh	44,480
10/6	W 28-7	CHICAGO	60,238
10/13	W 42-14	@ San Francisco	32,822
10/20	L 20-30	CLEVELAND	60,238
10/27	W 26-10	LOS ANGELES RAMS	60,238
11/2	W 27-0	@ New York Giants	62,973
11/10	W 27-10	@ Detroit	55,170
11/17	W 27-0	ST. LOUIS	60,238
11/24	W 21-9	MINNESOTA	60,238
12/1	W 44-0	ATLANTA	60,238
12/7	W 16-3	@ Green Bay	50,861
12/15	W 28-24	@ Los Angeles Rams	69,397
12/22	W 24-14	MINNESOTA	60,238
12/29	W 34-0	@ Cleveland	80,628
1/12	L 7-16	NEW YORK JETS (at Miami)	75,389

TEAM STATISTICS			COLTS	OPP
TOTAL FIRST DOWNS				
Rushing	110	71	258	207
Passing	131	119		
Penalty	17	17		
TOTAL NET YARDS				
Avg. Per Game	334.4	241.2	4681	3377
Total Plays	851	852		
Avg. Per Play	5.5	4.0		
NET YARDS RUSHING				
Avg. Per Game	129.2	95.6	1809	1339
Total Rushes	463	375		
NET YARDS PASSING				
Avg. Per Game	205.1	145.5	29,222	45,367
Tackled/Yards Lost	3094	2405		
Att./Completions	359/196	432/224		
Completion Pct.	54.6	51.9		
Had Intercepted	22	29		
POINTS/AVERAGE	49/39.5	78/40.8		
PENALTIES/YARDS	75/655	72/799		
RUMBLES/BALL LOST	23/12	29/12		
TOUCHDOWNS				
Rushing	16	6	50	16
Passing	28	9	16	6
Defense/Kicking	4/2	1/0	28	9

SCORE BY PERIODS					
COLTS	1	2	3	4	TOTAL
COLTS	103	137	62	100	402
OPPONENTS	37	37	20	50	144

SCORING						
PLAYER	TDR	TDP	TDR T	TDR P	FG	S P
Michaels					48-50	102
Matte	9	1			18-28	60
Richardson		8				48
Orr		6				36
Mackey		5				30
Mitchell		4				24
Pearson		2	2			24
Cole		3				18
Brown		2				12
Hill		1	1			12
Perkins		1				6
Boyd				1		6
Hilton				1		6
Stukes				1		6
Curtis				1		6
Morrall		1				6
COLTS	16	28	6	48-50	18-28	0 402
OPPONENTS	9	1	15-16	11-19	0 144	

FGS						
PLAYER	1-9	20-29	30-39	40-49	50+	TOT.
Michaels	8-9	4-6	6-6	0-5	0-2	18-28
COLTS	8-9	4-6	6-6	0-5	0-2	18-28
OPP.	3-3	3-5	3-4	2-4	0-3	11-19

Michaels: (43,27,43,32) () (22,19,49) (55) () (17,33) (17) (10,27) (16,37) (13,27,21) (29) (48,16,35,22) (37,15,15,47) (53) (38) (14,24,50) () () (50) (47,11) (19) () (21,25,50,45) () (43,36,31) () (45) (24,30,25)

RUSHING					
PLAYER	NO.	YDS.	AVG.	LG	TD
Matte	183	662	3.6	23	9
Cole	104	418	4.0	21	3
Hill	91	360	4.0	21	1
Brown	39	159	4.1	10	2
Mackey	10	103	10.3	33	0
Pearson	19	78	4.1	13	0
Morrall	11	18	1.6	11	1
Lee	3	12	4.0	21	0
Unitas	3	-1	-0.3	5	0
COLTS	463	1809	3.9	33	16
OPPONENTS	375	1339	3.6	59t	6

RECEIVING					
PLAYER	NO.	YDS.	AVG.	LG	TD
Mackey	45	644	14.3	45	5
Richardson	37	698	18.9	79	8
Orr	29	743	25.6	84	6
Matte	25	275	11.0	50	1
Hill	18	161	8.9	19	1
Perkins	15	227	15.1	29	1
Cole	13	75	5.8	18	0
Mitchell	6	117	19.5	41	4
Brown	4	53	13.3	18	0
Pearson	2	70	35.0	61	2
Hawkins	2	31	15.5	18	0
COLTS	196	3094	15.8	84	28
OPPONENTS	224	2405	10.7	71t	9

INTERCEPTIONS					
PLAYER	NO.	YDS.	AVG.	LG	TD
Boyd	8	160	20.0	49	1
Voik	6	154	25.7	90	0
Lyles	5	32	6.4	11	0
Logan	3	9	3.0	9	0
Gaubatz	2	15	7.5	13	0
Curtis	2	38	19.0	38	1
Stukes	1	60	60.0	60	1
Hilton	1	13	13.0	13	1
Shinnick	1	2	2.0	2	0
COLTS	29	483	16.7	90	4
OPPONENTS	22	192	8.7	36	1

PUNTING					
PLAYER	NO.	YDS.	AVG.	LG	BLK.
Lee	49	1935	39.5	59	1
COLTS	49	1935	39.5	59	1
OPPONENTS	78	3183	40.8	58	0

PUNT RETURNS					
PLAYER	NO.	FC YDS.	AVG.	LG	TD
Voik	25	7	198	7.9	24
Brown	16	8	125	7.8	25
Logan	1	1	27	27.0	27
COLTS	42	16	350	8.3	0
OPPONENTS	19	16	62	3.3	14

KICKOFF RETURNS					
PLAYER	NO.	YDS.	AVG.	LG	TD
Pearson	15	527	35.1	102t	2
Brown	15	298	19.9	29	0
Cole	5	123	24.6	34	0
Matte	1	22	22.0	22	0
Porter	1	19	19.0	19	0
Logan	1	14	14.0	14	0
COLTS	38	1003	26.4	102t	2
OPPONENTS	71	1391	19.6	35	0

USUAL STARTERS

PRO BOWLERS IN BOLDFACE

OFFENSE		DEFENSE	
WR Jimmy Orr	LDE Bubba Smith		
LT Bob Vogel	LDT Billy Ray Smith		
LG Glenn Ressler	RTD Fred Miller		
C Bill Curry	RDE Ordell Braese		
RG Dan Sullivan	MLB Mike Curtis		
RT Sam Ball	MLB Dennis Gaubatz		
TE John Mackey	RLB Don Shinnick		
WR Willie Richardson	LCB Bob Boyd		
QB Earl Morrall	RCB Lenny Lyles		
RB Tom Matte	LS Jerry Logan		
RB Jerry Hill	RS Rick Volk		

PASSING	ATT.	COMP.	YDS.	PCT.	AVG./ATT.	TD	TD%	INT.	INT%	LG	SACKED	RATING
Morrall	317	182	2909	57.4	9.18	26	8.2	17	5.4	84t	24/180	93.2
Unitas	32	11	139	34.4	4.34	2	6.3	4	12.5	37t	2/15	30.1
Ward	9	3	46	33.3	5.11	0	0.0	1	11.1	22t	3/27	11.6
Matte	1	0	0	0.0	0.00	0	0.0	0	0.0	0	0/0	39.6
COLTS	359	196	3094	54.6	8.62	28	7.8	22	6.1	84t	29/222	84.0
OPPONENTS	432	224	2405	51.9	5.57	9	2.1	29	6.7	71t	45/367	47.5



RECORDS

1969

RECORD: 8-5-1 COACH: DON SHULA

SECOND – COASTAL DIVISION

HOME: 4-2-1 AWAY: 4-3

DIV: 3-3 CONF: 5-4-1 NCONF: 3-1

PRESEASON (6-0)			
DATE	RESULTS	OPPONENT	ATTENDANCE
8/2	W 26-6	@ San Diego	52,171
8/9	W 34-30	@ Oakland	51,246
8/15	W 33-29	@ Houston	47,015
8/22	W 20-7	@ Buffalo	45,750
8/30	W 23-10	@ Miami	52,680
9/14	W 23-7	@ Dallas	58,975

REGULAR SEASON (8-5-1)			
DATE	RESULTS	OPPONENT	ATTENDANCE
9/21	L 20-27	LOS ANGELES RAMS	56,864
9/28	L 14-52	@ Minnesota	47,644
10/5	W 21-14	@ Atlanta	57,806
10/13	W 24-20	PHILADELPHIA	56,864
10/19	W 30-10	@ New Orleans	80,636
10/26	L 21-24	SAN FRANCISCO	60,238
11/2	W 41-17	WASHINGTON	60,238
11/9	W 14-6	GREEN BAY	60,238
11/16	L 17-20	@ San Francisco	38,472
11/23	W 24-21	@ Chicago	45,455
11/30	W 13-6	ATLANTA	60,238
12/7	T 17-17	DETROIT	60,238
12/13	L 10-27	@ Dallas	63,191
12/21	W 13-7	@ Los Angeles Rams	73,326

TEAM STATISTICS		COLTS	OPP
TOTAL FIRST DOWNS		255	256
Rushing		99	70
Passing		140	164
Penalty		16	22
TOTAL NET YARDS		4477	4649
Avg. Per Game		319.8	332.1
Total Plays		865	891
Avg. Per Play		5.2	5.2
NET YARDS RUSHING		1490	1400
Avg. Per Game		106.4	100.0
Total Rushes		417	399
NET YARDS PASSING		2987	3249
Avg. Per Game		213.4	232.1
Tackled/Yards Lost		19/156	33/250
Gross Yards		3143	3499
Att./Completions		429/225	459/271
Completion Pct.		52.4	59.0
Had Intercepted		27	15
PUNTS/AVERAGE		57/45.3	69/38.4
PENALTIES/YARDS		62/561	74/848
FUMBLES/BALL LOST		23/12	18/10
TOUCHDOWNS		34	32
Rushing		16	8
Passing		17	20
Defense/Kicking		0/1	4/0

SCORE BY PERIODS	1	2	3	4	TOTAL
	COLTS	43	80	80	76
OPPONENTS	48	90	76	54	268

SCORING	TDR	TDP	TDRt	PAT	FG	S	TP
Matte	11	2					79
Michaels				33-34	14-31		75
Mitchell							18
Perkins			3				18
Richardson			3				18
Cole	2	1					18
Orr		2					12
Hill	2						12
Mackey		2					12
Duncan			1				6
Havrilak		1					6
Hinton			1				6
COLTS	16	17	1	33-34	14-31	0	279
OPPONENTS	8	20	4	31-32	15-34	0	268

FGS	1-19	20-29	30-39	40-49	50+	TOT.
Michaels	5-5	3-3	3-9	3-11	0-3	14-31
COLTS	5-5	3-3	3-9	3-11	0-3	14-31
OPP.	6-6	5-5	3-9	1-13	0-1	15-34

Michaels: (15,41) (40) (52) (20,37,32) (33,57,43)
 (37,46) (49,12) (41) (41) (49,48,17)
 (38,32,13,40) (12,53) (24,42) (22,36,39,31)
OPP.: (29,41,15) (40) (33,43,44) (24,18)
 (35,33) (18,47) (34,50) (14,38,45,35)
 (46,34,44) (1) (41,22,32,22) (30,43,34,41,12)
 (15,27,46) (1)

RUSHING	NO.	YDS.	AVG.	LG	TD
Matte	235	909	3.9	26	11
Cole	73	204	2.8	27	2
Hill	49	143	2.9	14	2
Pearson	24	81	3.4	11	0
Havrilak	5	49	9.8	29	1
Dunn	13	45	3.5	11	0
Perkins	3	36	12.0	18	0
Unitas	11	23	2.1	13	0
Mackey	2	3	1.5	7	0
Conjar	1	0	0.0	0	0
Hinton	1	-3	-3.0	-3	0
COLTS	417	1490	3.6	29	16
OPPONENTS	399	1400	3.5	46	8

RECEIVING	NO.	YDS.	AVG.	LG	TD
Richardson	43	646	15.0	39	3
Matte	43	513	11.9	49	2
Mackey	34	443	13.3	52	2
Perkins	28	391	14.0	47	3
Orr	25	474	19.0	47	2
Hinton	13	269	20.7	46	1
Hill	11	44	4.0	12	0
Mitchell	9	199	22.1	51	3
Cole	9	65	7.2	18	1
Dunn	5	30	6.0	10	0
Pearson	4	64	16.0	37	0
Havrilak	1	5	5.0	5	0
COLTS	225	3143	14.0	52	17
OPPONENTS	271	3499	12.9	83t	20

INTERCEPTIONS		NO.	YDS.	AVG.	LG	TD
Volk		4	36	9.0	23	0
Maxwell		3	37	12.3	22	0
Grant		3	0	0.0	0	0
Austin		2	10	5.0	10	0
Gaubatz		1	11	11.0	11	0
Stukes		1	6	6.0	6	0
Logan		1	6	6.0	6	0
COLTS	15	106	7.1	23	0	
OPPONENTS	27	394	14.6	57t	3	

PUNTING		NO.	YDS.	AVG.	LG	BLK.
Lee		57	2580	45.3	66	0
COLTS	57	2580	45.3	66	0	
OPPONENTS	69	2647	38.4	63	1	

PUNT RETURNS		NO.	FC	YDS.	AVG.	LG	TD
Havrilak		13	7	56	4.3	13	0
Volk		10	6	58	5.8	14	0
Logan		8	2	41	5.1	11	0
Pearson		6	0	37	6.2	11	0
COLTS	37	15	192	5.2	14	0	
OPPONENTS	35	6	182	5.2	22	0	

KICKOFF RETURNS		NO.	YDS.	AVG.	LG	TD
Pearson		31	706	22.8	51	0
Duncan		19	560	29.5	92t	1
Hinton		1	24	24.0	24	0
COLTS	51	1290	25.3	92t	1	
OPPONENTS	55	1135	20.6	42	0	

USUAL STARTERS PRO BOWLERS IN BOLDFACE

OFFENSE	DEFENSE
WR Jimmy Orr	LDE Bubba Smith
LT Bob Vogel	LDT Billy Ray Smith
LG Glenn Ressler	RT Fred Miller
C Bill Curry	RDE Roy Hilton
RG Dan Sullivan	LLB Bob Grant
RT Sam Ball	MLB Mike Curtis
TE John Mackey	RLB Ted Hendricks
WR Willie Richardson	LCB Charlie Stukes
QB John Unitas	RCB Tom Maxwell,
RB Tom Matte	Lenny Lyles
RB Jerry Hill,	LS Jerry Logan
Terry Cole	RS Rick Volk

PASSING	ATT.	COMP.	YDS.	PCT.	AVG./ATT.	TD	TD%	INT.	INT%	LG	SACKED	RATING
Unitas	327	178	2342	54.4	7.16	12	3.7	20	6.1	52t	12/93	64.0
Morrall	99	46	755	46.5	7.63	5	5.1	7	7.1	42t	7/63	60.0
Matte	3	1	46	33.3	15.33	0	0.0	0	0.0	46t	0/0	81.9
COLTS	429	225	3143	52.4	7.33	17	4.0	27	6.3	52t	19/156	62.8
OPPONENTS	459	271	3499	59.0	7.62	20	4.4	15	3.3	83t	33/250	80.5

1970

WORLD CHAMPIONS

RECORD: 11-2-1 COACH: DON MCCAFFERTY

FIRST - AFC EASTERN DIVISION

HOME: 5-1-1 AWAY: 6-1

DIV: 6-1-1 CONF: 8-2-1 NCONF: 3-0

PRESEASON (4-2)

DATE	RESULTS	OPPONENT	ATTENDANCE
8/8	W 33-21	@ Oakland	53,519
8/14	W 17-3	@ Kansas City	38,341
8/22	W 24-7	@ Denver	42,499
8/29	L 13-20	@ Miami	73,533
9/5	W 20-14	@ Detroit	34,500
9/12	L 14-17	@ Washington	46,045

REGULAR SEASON (11-2-1)

DATE	RESULTS	OPPONENT	ATTENDANCE
9/20	W 16-14	@ San Diego	47,782
9/28	L 24-44	KANSAS CITY	53,911
10/4	W 14-6	@ Boston	38,235
10/11	W 24-20	@ Houston	48,050
10/18	W 29-22	@ New York Jets	63,301
10/25	W 27-3	BOSTON	60,240
11/1	W 35-0	MIAMI	60,240
11/9	W 13-10	Green Bay @ Milw.	48,063
11/15	T 17-17	BUFFALO	60,240
11/22	L 17-34	@ Miami	67,699
11/29	W 21-20	CHICAGO	60,240
12/6	W 20-10	PHILADELPHIA	60,240
12/13	W 29-14	@ Buffalo	34,346
12/19	W 35-20	NEW YORK JETS	60,240
12/26	W 17-0	CINCINNATI	51,127
1/3	W 27-17	OAKLAND	56,368
1/17	W 16-13	Dallas (at Miami)	79,204

TEAM STATISTICS

	COLTS	OPP
TOTAL FIRST DOWNS	242	214
Rushing	70	79
Passing	148	120
Penalty	24	15
TOTAL NET YARDS	4134	3845
Avg. Per Game	295.3	274.6
Total Plays	860	883
Avg. Per Play	4.8	4.4
NET YARDS RUSHING	1336	1439
Avg. Per Game	95.4	102.8
Total Rushes	411	390
NET YARDS PASSING	2798	2406
Avg. Per Game	199.9	171.9
Tackled/Yards Lost	33/289	41/374
Gross Yards	3087	2780
Att./Completions	416/219	452/238
Completion Pct.	52.6	52.7
Had Intercepted	22	25
PUNTS/AVERAGE	63/44.7	78/38.4
PENALTIES/YARDS	71/708	101/1032
FUMBLES/BALL LOST	25/14	14/9
TOUCHDOWNS	38	25
Rushing	9	6
Passing	23	16
Defense/Kicking	3/3	2/1

SCORE BY PERIODS

COLTS	1	2	3	4	TOTAL
COLTS	60	110	63	88	321
OPPONENTS	61	77	48	48	234

SCORING

	TDR	TDP	TDRT	PAT	FG	S	TP
O'Brien			36-38		19-34		93
Jefferson		7					42
Hinton		2	5				42
Mitchell		4					24
Mackey		3					18
Bulaich		3					18
Maitland		1	1				12

SCORING

	TDR	TDP	TDRT	PAT	FG	S	TP
Logan			2				12
Hill		2					12
Orr		2					6
Nowatzke		1					6
Perkins		1					6
Grant		1					6
Hendricks		1					6
Gardin		1					6
Duncan		1					6

COLTS

OPPONENTS	9	23	6	36-38	19-34	0	321
OPPONENTS	6	16	3	25-25	19-35	1	234

FGS

O'Brien	3-4	6-9	4-9	6-10	0-2	19-34
O'Brien	3-4	6-9	4-9	6-10	0-2	19-34
COLTS	3-4	6-9	4-9	6-10	0-2	19-34
OPP.	4-4	8-9	2-5	5-17	0-2	19-37

O'Brien:

(11, 25, 34, 28)	(26)	(35)	(43, 34, 45)
(28, 18, 28, 34)	(12, 48)	(44)	(30, 42, 29)
(28, 37, 18)	(38, 23, 42)	(44)	(45, 53, 44, 47, 51)
	(32, 38)	(25)	

OPP.:

(46)	(28, 17, 48)	(44)	(13, 23, 47, 25)
(48, 42, 40, 27, 9)	(41, 46, 38, 42)	(15, 46, 47)	
(49)	(20, 39, 31)	(36, 52)	(43, 46)
(28, 45, 50, 27, 43)	(38)	(1)	(25, 29)

RUSHING

	NO.	YDS.	AVG.	LG	TD
Bulaich	139	426	3.1	15	3
Nowatzke	73	248	3.4	14	1
Maitland	74	209	2.8	24	1
Havrilak	54	159	2.9	26	0
Hill	36	115	3.2	15	2
Hinton	5	58	11.6	21	2
Jefferson	4	47	11.8	19	0
Matte	12	43	3.6	16	0
Unitas	9	16	1.8	9	0
Morrall	2	6	3.0	5	0
Perkins	2	6	3.0	4	0
Conjar	1	3	3.0	3	0
COLTS	411	1336	3.3	26	9
OPPONENTS	390	1439	3.7	45	6

RECEIVING

	NO.	YDS.	AVG.	LG	TD
Hinton	47	733	15.6	40	5
Jefferson	44	749	17.0	55	7
Mackey	28	435	15.5	54	3
Mitchell	20	261	13.1	44	4
Nowatzke	16	93	5.8	17	0
Havrilak	14	141	10.1	33	0
Bulaich	11	123	11.2	20	0
Orr	10	199	19.9	29	2
Perkins	10	194	19.4	41	1
Maitland	9	67	7.4	13	1
Hill	8	62	7.8	13	0
O'Brien	1	28	28.0	28	0
Matte	1	2	2.0	2	0
COLTS	219	3087	14.1	55	23
OPPONENTS	238	2789	11.7	67	16

INTERCEPTIONS

	NO.	YDS.	AVG.	LG	TD
Logan	6	92	15.3	33	2
Curtis, M.	5	50	10.0	18	0
Volk	4	61	15.3	31	0
Stukes	3	52	17.3	47	0
Duncan	2	56	28.0	30	0
Grant	2	39	19.5	27	1
Hendricks	1	31	31.0	31	0
May	1	18	18.0	18	0
Curtis, T.	1	0	0.0	0	0
Maxwell	0	9	9.0	9	0
COLTS	25	408	16.3	47	3
OPPONENTS	22	283	12.9	45	1

PUNTING

	NO.	YDS.	AVG.	LG	BLK.
Lee	63	2819	44.7	62	1
COLTS	63	2819	44.7	62	1
OPPONENTS	78	2992	38.4	58	1

PUNT RETURNS

	NO.	FC	YDS.	AVG.	LG	TD
Gardin	28	20	330	11.8	80	1
Volk	3	4	15	5.0	6	0
Curtis, T.	3	1	2	0.7	2	0
Logan	2	0	4	2.0	4	0
Havrilak	0	1	0	0.0	0	0
COLTS	36	26	351	9.8	80	1
OPPONENTS	38	9	365	9.4	77	1

KICKOFF RETURNS

	NO.	YDS.	AVG.	LG	TD
Duncan	20	707	35.4	99	1
Gardin	11	265	24.1	33	0
Nowatzke	7	93	13.3	21	0
Havrilak	2	36	18.0	20	0
Maitland	1	28	28.0	28	0
Grant	1	21	21.0	21	0
Jefferson	1	11	11.0	11	0
Newsome	1	0	0.0	0	0
Stukes	1	0	0.0	0	0
COLTS	45	1161	25.8	99	1
OPPONENTS	58	1237	21.3	56	0

USUAL STARTERS

PRO BOWLERS IN BOLDFACE

OFFENSE	DEFENSE
WR Eddie Hinton	LDE Bubba Smith
LT Bob Vogel	LDT Billy Ray Smith
LG Glenn Ressler	RDE Fred Miller
C Bill Curry	RDE Roy Hilton
RG John Williams	LLB Bob Grant
RT Dan Sullivan	MLB Mike Curtis
TE John Mackey	RLB Ted Hendricks
WR Roy Jefferson	LCB Charlie Stukes
QB John Unitas	RCB Tom Maxwell
RB Norm Bulaich	LS Jerry Logan
RB Jerry Hill,	RS Rick Volk
Tom Nowatzke	

PASSING

	ATT.	COMP.	YDS.	PCT.	AVG./ATT.	TD	TD%
Unitas	321	166	2213	51.7	6.89	14	4.4
Morrall	93	51	792	54.8	8.52	9	9.7
Havrilak	2	2	82	100.0	41.00	0	0.0
COLTS	416	219	3087	52.6	7.28	23	5.5
OPPONENTS	452	238	2789	52.7	6.17	16	3.5

INT.

INT.	INT%	LG	SACKED	RATING
18	5.6	55	19/158	65.1
4	4.3	44	14/131	97.6
0	0.0	54	0/0	118.0
22	5.3	55	33/289	73.3
25	5.5	67	41/374	60.4



RECORDS

1971

RECORD: 10-4 COACH: DON MCCAFFERTY
SECOND – AFC EASTERN DIVISION
HOME: 5-2 AWAY: 5-2
DIV: 6-2 CONF: 8-3 NCONF: 2-1

PRESEASON (3-4)			
DATE	RESULTS	OPPONENT	ATTENDANCE
7/30	W 24-17	vs. College All Stars	52,289
8/7	L 3-10	KANSAS CITY	16,771
8/14	W 21-13	CHICAGO	17,593
8/22	L 20-23	@ Detroit	91,745
8/28	W 20-14	@ Washington	46,045
9/3	L 14-27	DALLAS	22,291
9/11	L 3-24	@ Oakland	50,212

REGULAR SEASON (10-4)			
DATE	RESULTS	OPPONENT	ATTENDANCE
9/19	W 22-0	NEW YORK JETS	56,458
9/26	L 13-14	CLEVELAND	56,837
10/3	W 23-3	@ New England	61,232
10/10	W 43-0	@ Buffalo	46,206
10/17	W 31-7	@ New York Giants	62,860
10/25	L 3-10	@ Minnesota	49,784
10/31	W 34-21	PITTSBURGH	60,238
11/4	W 24-17	LOS ANGELES RAMS	57,722
11/18	W 14-13	@ New York Jets	63,947
11/21	L 14-17	@ Miami	75,312
11/28	W 37-14	@ Oakland	54,689
12/5	W 24-0	BUFFALO	58,476
12/11	W 14-3	MIAMI	60,238
12/19	L 17-21	NEW ENGLAND	57,942
12/26	W 20-3	@ Cleveland	74,082
1/2	L 0-21	@ Miami	78,629

TEAM STATISTICS		
	COLTS	OPP
TOTAL FIRST DOWNS		
	242	166
Rushing	123	60
Passing	104	95
Penalty	15	11
TOTAL NET YARDS		
Avg. Per Game	290.8	203.7
Total Plays	883	746
Avg. Per Play	4.6	3.8
NET YARDS RUSHING		
Avg. Per Game	153.5	79.5
Total Rushes	512	352
NET YARDS PASSING		
Avg. Per Game	137.3	124.2
Tackled/Yards Lost	27/230	33/288
Gross Yards	2152	2027
Att./Completions	344/176	361/185
Completion Pct.	51.2	51.2
Had Intercepted	21	28
PUNTS/AVERAGE		
	62/41.0	88/39.8
PENALTIES/YARDS		
	57/529	67/687
FUMBLES/BALL LOST		
	26/11	22/13
TOUCHDOWNS		
Rushing	23	8
Passing	10	9
Defense/Kicking	2/1	1/0

SCORE BY PERIODS					TOTAL
	1	2	3	4	
COLTS	62	17	78	78	313
OPPONENTS	17	45	27	51	140

SCORING	TDR	TDP	TDRT	PAT	FG	S	TP
O'Brien				35-36	20-29		95
Bulaich	8	2					60
Matte	8						48
Nottingham	5	1					36
Perkins	4						24
Hinton	2						12
McCauley	2						12
Richardson	2						12
Hendricks		1					6
Newsome		1					6
TEAM							1 2
COLTS	23	10	3	35-36	20-29	1	313
OPPONENTS	8	9	1	17-18	5-18	0	140

FGS	1-19	20-29	30-39	40-49	50+	TOT.
O'Brien	4-4	7-8	3-4	5-11	1-2	20-29
COLTS	4-4	7-8	3-4	5-11	1-2	20-29
OPP.	1-1	2-4	2-5	0-6	0-2	5-18

O'Brien:	(38,21,21)	(27,32)	(42,41,50)	(42,28)
	(27)	(45,40)	(20,9,40)	(51,48,32) (1) (45)
	(11,28,45)	(40,37,29,13) (1) (12,40)		
OPP.:	(1) (44,35)	(34,46,46)	(49) (35) (32) (1) (20,45)	
	(22) (54,20) (1) (22,58)	(31,17) (47)		

RUSHING	NO.	YDS.	AVG.	LG	TD
Bulaich	152	741	4.9	67t	8
Matte	173	607	3.5	26	8
Nottingham	95	388	4.1	36	5
McCauley	58	246	4.2	19	2
Hinton	4	56	14.0	30	0
Perkins	5	35	7.0	18	0
Richardson	2	27	13.5	24	0
Mackey	3	18	6.0	9	0
Morrall	6	13	6.5	16	0
Mitchell	2	9	4.5	13	0
Unitas	9	5	0.6	3	0
Pittman	2	3	1.5	3	0
Nowatzke	1	1	1.5	1	0
COLTS	512	2149	4.2	67t	23
OPPONENTS	352	1113	3.2	27	8

RECEIVING	NO.	YDS.	AVG.	LG	TD
Mitchell	33	402	12.2	35	0
Matte	29	239	8.3	34	0
Hinton	25	436	17.4	33	2
Bulaich	25	229	9.2	30	2
Perkins	24	424	17.7	64	4
Nottingham	15	88	5.9	35	0
Mackey	11	143	13.0	28	0
Richardson	10	173	17.3	49	2
McCauley	3	6	2.0	8	0
Havilak	1	12	12.0	12	0
COLTS	176	2152	12.2	64	10
OPPONENTS	185	2027	11.0	88t	9

INTERCEPTIONS	NO.	YDS.	AVG.	LG	TD
Stukes	8	95	11.9	40	0
Hendricks	5	70	14.0	40	0
Volk	4	36	9.0	21	0
Logan	4	28	7.0	23	0
Curtis	3	44	14.7	31	0
Newsome	2	19	9.5	19t	1
May	1	46	46.0	46	0
Nowatzke	1	29	29.0	29	0
COLTS	28	367	13.1	46	1
OPPONENTS	21	220	10.5	60t	1

PUNTING	NO.	YDS.	AVG.	LG	BLK.
Lee	62	2542	41.0	76	0
COLTS	62	2542	41.0	76	0
OPPONENTS	88	3422	38.9	61	0

PUNT RETURNS	NO.	FC	YDS.	AVG.	LG	TD
Volk	22	20	118	5.4	18	0
Dunlap	8	2	112	14.0	57	0
Curtis	7	10	15	2.1	10	0
Kern	3	1	19	6.3	7	0
Gardin	2	0	75	37.5	65	0
Logan	1	0	12	12.0	12	0
Duncan	0	1	0	0.0	0	0
COLTS	43	34	351	8.2	65	0
OPPONENTS	40	14	267	6.7	16	0

KICKOFF RETURNS	NO.	YDS.	AVG.	LG	TD
Pittman	14	330	23.6	37	0
McCauley	8	194	24.5	29	0
Duncan	3	102	34.0	54	0
Dunlap	1	28	28.0	28	0
Logan	1	16	16.0	16	0
Stukes	1	8	8.0	8	0
Nowatzke	1	1	1.0	1	0
Curtis	1	0	0.0	0	0
Matte	1	0	0.0	0	0
Mitchell, T.	1	0	0.0	0	0
COLTS	32	679	21.2	54	0
OPPONENTS	62	1345	21.7	57	0

USUAL STARTERS PRO BOWLERS IN BOLDFACE

OFFENSE	DEFENSE
WR Eddie Hinton	LDB Bubba Smith
LT Bob Vogel	LDE Billy Newsome
LG Glenn Ressler	RDE Fred Miller
C Bill Curry	RDT Ray Hinton
RG John Williams	LLB Ray May
RT Dan Sullivan	MLB Mike Curtis
TE Tom Mitchell	RLB Ted Hendricks
WR Ray Perkins	LCB Charlie Stukes
QB Earl Morrall	RCB Jim Duncan
RB Tom Matte	LS Jerry Logan
RB Norm Bulaich	RS Rick Volk

PASSING	ATT.	COMP.	YDS.	PCT.	AVG./ATT.	TD	TD%	INT.	INT%	LG	SACKED	RATING
Unitas	176	92	942	52.3	5.35	3	1.7	9	5.1	35t	15/129	52.3
Morrall	167	84	1210	50.3	7.19	7	4.2	12	7.2	64t	11/89	58.2
Matte	1	0	0	0.0	0.00	0	0.0	0	0.0	0	1/12	39.6
COLTS	344	176	2152	51.2	6.10	10	2.9	21	6.1	64t	27/230	55.0
OPPONENTS	361	185	2027	51.2	5.61	9	2.5	28	7.8	88t	33/288	44.2



RECORDS

1972

RECORD: 5-9 COACH: DON MCCAFFERTY (5), JOHN SANDUSKY (9)

THIRD - AFC EASTERN DIVISION

HOME: 2-5 AWAY: 3-4

DIV: 4-4 CONF: 5-6 NCONF: 0-3

PRESEASON (3-3)				
DATE	RESULTS	OPPONENT	ATTENDANCE	
8/4	L 3-33	@ Washington	42,864	
8/14	L 0-16	@ Oakland	53,627	
8/21	W 23-17	@ Kansas City	76,882	
8/26	W 16-13	@ Pittsburgh	37,221	
9/1	L 17-24	@ Detroit	40,238	
9/10	W 20-13	@ Denver	49,605	

REGULAR SEASON (5-9)				
DATE	RESULTS	OPPONENT	ATTENDANCE	
9/17	L 3-10	ST. LOUIS	53,652	
9/24	L 34-44	NEW YORK JETS	56,626	
10/1	W 17-0	@ Buffalo	46,206	
10/8	L 20-23	SAN DIEGO	55,459	
10/15	L 0-21	DALLAS	58,992	
10/22	L 20-24	@ New York Jets	62,948	
10/29	L 0-23	MIAMI	60,000	
11/6	W 24-17	@ New England	60,999	
11/12	L 21-24	@ San Francisco	61,214	
11/19	W 20-19	@ Cincinnati	49,512	
11/26	W 31-0	NEW ENGLAND	54,507	
12/3	W 35-7	BUFFALO	55,390	
12/10	L 10-24	@ Kansas City	44,175	
12/16	L 0-16	@ Miami	80,010	

TEAM STATISTICS		
TOTAL FIRST DOWNS	COLTS	OPP
251	251	233
Rushing	97	111
Passing	124	109
Penalty	30	13
TOTAL NET YARDS	4187	4312
Avg. Per Game	299.1	308.0
Total Plays	868	853
Avg. Per Play	4.8	5.1
NET YARDS RUSHING	1894	1989
Avg. Per Game	135.3	142.1
Total Rushes	462	515
NET YARDS PASSING	2293	2323
Avg. Per Game	163.8	165.9
Tackled/Yards Lost	25/210	25/232
Gross Yards	2503	2555
Att./Completions	381/203	313/178
Completion Pct.	53.3	56.9
Had Intercepted	12	23
PUNTS/AVERAGE	57/42.1	71/39.0
PENALTIES/YARDS	58/605	84/826
FUMBLES/BALL LOST	37/22	22/13
TOUCHDOWNS	28	30
Rushing	10	15
Passing	15	15
Defense/Kicking	2/1	0/0

SCORE BY PERIODS	1	2	3	4	TOTAL
COLTS	48	70	58	59	235
OPPONENTS	57	70	47	78	252

SCORING	TDR	TDP	TDRT	PAT	FG	S	TP
O'Brien	2		24-24	13-31	75		
Havrilak	2	4			36		
McCauley	2	2	1		30		
Mitchell, T.		4			24		
Nottingham	3				18		
Mitchell, L.	1	1			12		
Matte		1			6		
Bulaich	1				6		
Munsey			1		6		
Curtis			1		6		
Hinton		1			6		
Domres	1				6		
Schlapak				4-4	0-8	4	
COLTS	10	15	3	28-28	13-39	0	235
OPPONENTS	15	15	0	27-30	15-24	0	252
FGS	1-19	20-29	30-39	40-49	50+	TOT.	
O'Brien	2-3	6-8	3-8	2-12	0-0	13-31	
Shlapak	0-0	0-0	0-0	0-5	0-3	0-9	
COLTS	2-3	6-8	3-8	2-17	0-3	13-39	
OPP.	1-1	4-4	3-4	5-10	2-5	15-24	

O'Brien: (30, 48, 47, 42, 38) (14, 32, 28) (30, 43, 30, 45)

(22, 20) (48, 48) (22, 41, 33, 28, 44) (41, 19, 18) (1, 31, 33, 26) (40, 44) (1) (22) (20)

Shlapak: (1) (1) (1) (1) (54) (52) (50) (1) (47, 47) (45, 48, 46) (1)
OPP.: (41) (48, 43, 14) (42) (51, 40, 27) (57, 39, 42) (29) (24) (36) (44) (40, 25) (48) (51) (31, 53) (40, 50, 35)

RUSHING	NO.	YDS.	AVG.	LG	TD
McCauley	178	675	3.8	36	2
Nottingham	123	466	3.8	25	3
Mitchell, L.	45	215	4.8	14	1
Matte	33	137	4.2	18	0
Domres	30	137	4.6	15	1
Bulaich	27	109	4.0	18	1
Havrilak	12	72	6.0	32	2
Doughty	2	33	16.5	17	0
Unitas	3	15	5.0	8	0
Nowatzke	3	11	3.7	6	0
O'Brien	3	9	3.0	7	0
Mildren	3	8	2.7	5	0
Mitchell, T.	0	7	0.0	7	0
COLTS	462	1894	4.1	36	10
OPPONENTS	515	1989	3.9	32	15

RECEIVING	NO.	YDS.	AVG.	LG	TD
Mitchell, T.	40	494	12.4	34	4
Havrilak	33	571	17.3	62	4
McCauley	30	256	8.5	34	2
Nottingham	25	191	7.6	27	0
Mitchell, L.	18	147	8.2	26	1
Matte	14	182	13.0	43	1
O'Brien	11	263	23.9	43	2
Hinton	11	146	13.3	63	1
Bulaich	9	55	6.1	10	0
Speyrer	8	114	14.3	21	0
Doughty	3	31	10.3	19	0
Mosier	1	53	53.0	53	0
COLTS	203	2503	12.3	63	15
OPPONENTS	178	2555	14.3	83	15

INTERCEPTIONS	NO.	YDS.	AVG.	LG	TD
Stukes	5	23	4.6	11	0
Volk	4	86	21.5	23	0
Curtis	4	74	18.5	33	1
Logan	4	47	11.8	20	0
May	2	43	21.5	37	0
Hendricks	2	13	6.5	13	0
Laird	1	31	31.0	31	0
Hepburn	1	14	14.0	14	0
COLTS	23	331	14.4	37	1
OPPONENTS	12	169	14.1	38	0

PUNTING	NO.	YDS.	AVG.	LG	BLK.
Lee	57	2400	42.1	60	1
COLTS	57	2400	42.1	60	1
OPPONENTS	71	2766	39.0	61	1

PUNT RETURNS	NO.	FC	YDS.	AVG.	LG	TD
Laird	34	11	303	8.9	42	0
Volk	5	7	25	5.0	8	0
Logan	4	1	20	5.0	7	0
COLTS	43	19	348	8.1	42	0
OPPONENTS	29	12	204	7.0	27	0

KICKOFF RETURNS	NO.	YDS.	AVG.	LG	TD
Laird	29	843	29.1	73	0
McCauley	13	377	29.0	93t	1
Nottingham	2	38	19.0	19	0
Bulaich	1	62	62.0	62	0
Mildren	1	1	1.0	1	0
Hendricks	1	0	0.0	0	0
COLTS	47	1321	28.1	93t	1
OPPONENTS	50	1091	21.8	49	0

USUAL STARTERS

PRO BOWLERS IN BOLDFACE

OFFENSE	DEFENSE
WR Jim O'Brien	LDE Billy Newsome
LT Bob Vogel	LDT Fred Miller
LG Glenn Ressler	RDT Jim Bailey
C Bill Curry	RDE Roy Hilton
RG Dan Sullivan	MLB Ted Hendricks
RT Dennis Nelson	MLB Mike Curtis
TE Tom Mitchell	RLB Ray May
WR Sam Havrilak	LCB Charlie Stukes
QB Marty Domres	RCB Lonnie Hepburn
RB Don McCauley	LS Jerry Logan
RB Don Nottingham	RS Rick Volk
	KR Bruce Laird

PASSING	ATT.	COMP.	YDS.	PCT.	AVG./ATT.	TD	TD%	INT.	INT%	LG	SACKED	RATING
Domres	222	115	1392	51.8	6.27	11	5.0	6	2.7	62	11/96	76.6
Unitas	157	88	1111	56.1	7.08	4	2.5	6	3.8	63	14/114	70.8
Havrilak	1	0	0	0.0	0.00	0	0.0	0	0.0	0	0/0	39.6
Mildren	1	0	0	0.0	0.00	0	0.0	0	0.0	0	0/0	39.6
COLTS	381	203	2503	53.3	6.57	15	3.9	12	3.2	63	25/210	73.9
OPPONENTS	313	178	2555	56.9	8.16	15	4.8	23	7.4	83	25/232	68.8



RECORDS

1973

RECORD: 4-10 COACH: HOWARD SCHNELLENBERGER
FIFTH - AFC EASTERN DIVISION

HOME: 3-4 AWAY: 1-6

DIV: 2-6 CONF: 2-9 NCONF: 2-1

PRESEASON (2-4)					
DATE	RESULTS	OPPONENT	ATTENDANCE		
8/4	L	7-34 @ Pittsburgh	50,350		
8/11	L	20-34 @ Atlanta	57,122		
8/18	W	32-28 @ Detroit	33,174		
8/25	L	3-20 @ Washington	54,947		
9/1	L	9-20 @ Houston	41,571		
9/9	W	17-10 @ Denver	41,860		

REGULAR SEASON (4-10)					
DATE	RESULTS	OPPONENT	ATTENDANCE		
9/16	L	14-24 @ Cleveland	74,303		
9/23	L	10-34 NEW YORK JETS	55,942		
9/30	W	14-10 NEW ORLEANS	52,293		
10/7	L	16-24 @ New England	57,044		
10/14	L	13-31 @ Buffalo	78,875		
10/21	W	29-27 @ Detroit	48,058		
10/28	L	21-34 OAKLAND	59,008		
11/4	L	27-31 HOUSTON	52,707		
11/11	L	0-44 @ Miami	60,332		
11/18	L	14-22 @ Washington	52,675		
11/25	L	17-24 BUFFALO	52,250		
12/2	L	17-20 @ New York Jets	61,009		
12/9	W	16-3 MIAMI	58,446		
12/16	W	18-13 NEW ENGLAND	52,065		

TEAM STATISTICS	COLTS	OPP
TOTAL FIRST DOWNS	218	243
Rushing	121	104
Passing	79	123
Penalty	18	16
3rd Down M/A/Pct	82/203/40.4	67/175/38.3
TOTAL NET YARDS	3506	4488
Avg. Per Game	250.4	320.6
Total Plays	868	847
Avg. Per Play	4.0	5.3
NET YARDS RUSHING	2031	2089
Avg. Per Game	145.1	149.2
Total Rushes	536	491
NET YARDS PASSING	1475	2399
Avg. Per Game	105.4	171.4
Tackled/Yards Lost	32/271	25/200
Gross Yards	1746	2599
Att./Completions	300/137	331/199
Completion Pct.	45.7	60.1
Had Intercepted	25	15
PUNTS/AVERAGE	62/38.7	47/37.4
PENALTIES/YARDS	57/483	69/684
FUMBLES/BALL LOST	18/13	35/22
TOUCHDOWNS	26	39
Rushing	9	15
Passing	14	16
Defense/Kicking	1/2	6/2

SCORE BY PERIODS	1	2	3	4	TOTAL
COLTS	45	34	50	97	226
OPPONENTS	53	108	64	116	341

SCORING	TDR	TDP	TDR1	PAT	FG	S	TP
Hunt					22-24		16-28
Speyrer		4	1				30
Doughty		4					24
Mitchell, T.			4				24
Domres	2						12
McCauley	2						12
Mitchell, L.	2						12
Olds	2						12
Hendricks			1				6
Nottingham	1						6
Chester		1					6
White			1				6
Andrews		1					6
COLTS	9	14	3	22-24	16-28	0	190
OPPONENTS	15	16	8	38-39	23-33	0	341

FGS	1-19	20-29	30-39	40-49	50+ TOT.	
Hunt	6-6	6-8	4-6	0-5	0-3	16-28
COLTS	6-6	6-8	4-6	0-5	0-3	16-28
OPP.	9-10	3-4	8-11	2-5	1-3	23-33

Hunt:	(46,33) (17) (27) (38,27,38) (19,22) (14,20,29) (1) (22,38,50,36) (1) (52) (49,43,23,27) (17,50,46) (19,43) (16,32) (27,30) (47,38) (13,54,14,38) (35,18,37,42,29) (36,25) (30,32,18) (42,10) (52,36)
OPP.:	(14) (22,16) (45,17) (40,18) (52) (13,36,35) (27,30) (47,38) (13,54,14,38) (35,18,37,42,29) (36,25) (30,32,18) (42,10) (52,36)

RUSHING	NO.	YDS.	AVG.	LG	TD
Mitchell, L.	253	963	3.8	36	2
McCauley	144	514	3.6	24	2
Domres	32	126	3.9	14	2
Nottingham	28	118	4.2	20	1
Ginn	26	100	3.9	17	2
Doughty	10	96	9.6	30	0
Jones	18	58	3.2	17	0
Ginn	16	47	2.9	8	0
Mildren	2	14	7.0	10	0
Havrlik	2	9	4.5	8	0
Nelson	0	3	0.0	3	0
Chester	1	1	1.0	1	0
Speyrer	1	1	1.0	1	0
Smith	1	-3	-3.0	-3	0
Lee	2	-16	-8.0	0	0
COLTS	536	2031	3.8	36	9
OPPONENTS	491	2089	4.2	78	15

RECEIVING	NO.	YDS.	AVG.	LG	TD
Doughty	25	587	23.5	66	4
Mitchell, T.	25	313	12.5	33	4
McCauley	25	186	7.4	34	0
Chester	18	181	10.1	40	1
Speyrer	17	311	18.3	47	4
Mitchell, L.	17	113	6.7	14	0
Ginn	3	2	0.7	6	0
Nottingham	2	10	5.0	5	0
Olds	2	-4	-2.0	1	0
Smith	1	37	37.0	37	0
Havrlik	1	9	9.0	9	0
Andrews	1	1	1.0	1t	1
COLTS	137	1746	12.7	66	14
OPPONENTS	199	2599	13.1	66	16

INTERCEPTIONS	NO.	YDS.	AVG.	LG	TD
White	4	40	10.0	22	1
Hendricks	3	33	11.0	24	0
Kern	2	22	11.0	22	0
Oldham	2	10	5.0	7	0
Curtis	2	9	4.5	9	0
Kacmarek	1	2	2.0	2	0
Volk	1	0	0.0	0	0
COLTS	15	116	7.7	24	1
OPPONENTS	25	336	13.4	45t	4
PUNTING	NO.	YDS.	AVG.	LG	BLK.
Lee	62	2402	38.7	60	2
COLTS	62	2402	38.7	60	2
OPPONENTS	47	1758	37.4	57	1

PUNT RETURNS	NO.	FC	YDS.	AVG.	LG	TD
Laird	15	6	72	4.8	13	0
Volk	7	7	45	6.4	13	0
Kern	2	0	12	6.0	9	0
COLTS	24	13	129	5.4	13	0
OPPONENTS	28	21	280	10.0	54	0

KICKOFF RETURNS	NO.	YDS.	AVG.	LG	TD
Laird	24	547	22.8	51	0
Speyrer	17	496	29.1	101t	1
Ginn	9	198	22.0	29	0
Olds	3	14	4.7	10	0
Volk	2	16	8.0	16	0
White	1	17	17.0	17	0
Nottingham	1	17	17.0	17	0
Andrews	1	13	13.0	13	0
Munsey	1	13	13.0	13	0
McCauley	1	12	12.0	12	0
COLTS	60	1343	22.4	101t	1
OPPONENTS	42	950	22.6	60	0

USUAL STARTERS PRO BOWLERS IN BOLDFACE

OFFENSE	DEFENSE
WR Cotton Speyrer	LDE Mike Barnes
LT Tom Drougas	LDT Jim Bailey
LG Glenn Ressler	RDT Joe Ehrmann
C Ken Mendenhall	RDE Joe Schmiesing
RG Elmer Collett	MLB Ted Hendricks
RT Dennis Nelson	MLB Mike Curtis
TE Raymond Chester	RLB Stan White
WR Glenn Doughty	LCB Rex Kern
QB Marty Domres	RCB Nelson Munsey
RB Lydell Mitchell	LS Jack Mildren
RB Don McCauley	RS Rick Volk

PASSING	ATT.	COMP.	YDS.	PCT.	AVG./ATT.	TD	TD%	INT.	INT%	LG	SACKED	RGAIN
Domres	191	93	1153	48.7	6.04	9	4.7	13	6.8	66t	18/145	55.2
Jones	108	43	539	39.8	4.99	4	3.7	12	11.1	51t	14/126	28.8
Speyrer	1	1	54	100.0	54.00	1	100.0	0	0.0	54t	0/0	158.3
COLTS	300	137	1746	45.7	5.82	14	4.7	25	8.3	66t	32/271	45.2
OPPONENTS	331	199	2599	60.1	7.85	16	4.8	15	4.5	66t	25/200	82.1



RECORDS

1974

RECORD: 2-12 COACH: HOWARD SCHNELLENBERGER (3), JOE THOMAS (11)

FIFTH – AFC EASTERN DIVISION

HOME: 0-7 AWAY: 2-5

DIV: 1-7 CONF: 1-10 NCONF: 1-2

PRESEASON (1-4)				SCORING						PUNTING		NO.	YDS.	AVG.	LG	BLK
DATE	RESULTS	OPPONENT	ATTENDANCE	TDR	TDP	TDRT	PAT	FG	S	TP	NO.	YDS.	AVG.	LG	BLK	
8/9	L	3-6 DETROIT	6,792					22-22	12-20	58	Lee	71	2634	37.1	58	1
8/17	W	37-3 @ Cleveland	25,116	Mitchell	5	2				42	COLTS	71	2634	37.1	58	1
8/26	L	16-20 CHICAGO	29,987	Jones	4					24	OPPONENTS	67	2575	38.4	59	0
8/31	L	7-23 @ Atlanta	39,668	Olds	1	2				18						
9/6	L	6-7 @ Washington	29,704	Domres	2					12						

REGULAR SEASON (2-12)				SCORING						PUNTING		NO.	YDS.	AVG.	LG	TD
DATE	RESULTS	OPPONENT	ATTENDANCE	TDR	TDP	TDRT	PAT	FG	S	TP	NO.	YDS.	AVG.	LG	TD	
9/15	L	0-30 @ Pittsburgh	48,890	Doughty	2					12						
9/22	L	13-20 GREEN BAY	41,252	Chester	1					6						
9/29	L	10-30 @ Philadelphia	64,205	McCaulley	1					6						
10/6	L	3-42 @ New England	59,502	Orduna	1					6						
10/13	L	14-27 BUFFALO	42,089	Speyrer	1					6						
10/20	W	35-20 @ New York Jets	51,745	COLTS	13	9	0	22-22	12-20	0	190					
10/27	L	7-17 @ Miami	65,868	OPPONENTS	20	16	4	38-40	17-27	0	329					
11/3	L	14-24 CINCINNATI	40,037	FGS	1-19	20-29	30-39	40-49	50+	TOT.						
11/10	L	6-17 DENVER	37,959	Linhart	0-0	8-8	2-5	2-6	0-1	12-20						
11/17	W	17-7 @ Atlanta	41,278	COLTS	0-0	8-8	2-5	2-6	0-1	12-20						
11/24	L	17-27 NEW ENGLAND	38,971	OPP.	1-1	7-8	7-12	1-5	1-1	17-27						
12/1	L	0-6 @ Buffalo	75,325	Linhart: (37,23,47 45 31,27 42 37 37)												
12/8	L	16-17 MIAMI	43,563	(21,26 37,49 48,25 52 26,40,20 26)												
12/15	L	38-45 NEW YORK JETS	38,168	OPP.: (31 52,39 20,38,42 28,29,33,35 23,42,33 33,40,18 37 45 33,28 20,31 27 30,37,43,25)												

TEAM STATISTICS			COLTS		OPP	RUSHING				NO.	YDS.	AVG.	LG	TD
TOTAL RUSH DOWNS	244	237	Mitchell	214	757	3.5	31	5						
Rushing	110	120	Olds	129	475	3.7	34	1						
Passing	109	101	Jones	39	279	7.2	39	4						
Penalty	25	16	Domres	22	145	6.6	21	2						
3rd Down M/A/Pct	98/222/44.1	87/198/43.9	McCaulley	30	90	3.0	15	0						
TOTAL NET YARDS	3843	4126	Doughty	7	51	7.3	17	0						
Avg. Per Game	274.5	294.7	Scott	2	12	6.0	9	0						
Total Plays	924	849	Andrews	5	6	1.2	4	0						
Avg. Per Play	4.2	4.9	Orduna	2	3	1.5	2	1						
NET YARDS RUSHING	1818	1961	COLTS	450	1818	4.0	39	13						
Avg. Per Game	129.9	140.1	OPPONENTS	516	1961	3.8	69	20						
Total Rushes	450	516	RECEIVING	NO.	YDS.	AVG.	LG	TD						
NET YARDS PASSING	2025	2165	Mitchell	72	544	7.6	24	2						
Avg. Per Game	144.6	154.6	Chester	37	461	12.5	45	1						
Tackled/Yards Lost	49/399	21/183	Doughty	24	300	12.5	27	2						
Gross Yards	2424	2348	Carr	21	405	19.3	57	0						
Att./Completions	425/221	312/180	Olds	21	153	7.3	18	2						
Completion Pct.	52.0	57.7	Scott	18	317	17.6	45	0						
Had Intercepted	24	10	McCaulley	17	112	6.6	14	1						
PUNTS/AVERAGE	71/37.1	67/38.4	Speyrer	9	110	12.2	27	1						
PENALTIES/YARDS	66/587	75/737	Smith	1	14	14.0	14	0						
FUMBLES/BALL LOST	28/13	25/14	Orduna	1	8	8.0	8	0						
TOUCHDOWNS	22	40	COLTS	221	2424	11.0	57	9						
Rushing	13	20	OPPONENTS	180	2348	13.0	77	16						
Passing	9	16	INTERCEPTIONS	NO.	YDS.	AVG.	LG	TD						
Defense/Kicking	0/0	4/0	Curtis	3	24	8.0	11	0						

SCORE BY PERIODS					
COLTS	1	2	3	4	TOTAL
COLTS	13	56	48	73	190
OPPONENTS	51	142	62	74	329

USUAL STARTERS											
PRO BOWLERS IN BOLDFACE					DEFENSE						
OFFENSE					DEFENSE						
WR	Roger Carr	LDE	Fred Cook	LT	David Taylor	LDT	Jim Bailey	LG	Glenn Ressler	RDT	Joe Ehrmann
RG	Ken Mendenhall	RDE	John Dutton	C	Elmer Collett	LLB	Tom MacLeod	RT	Dennis Nelson	MLB	Mike Curtis
TE	Raymond Chester	RLB	Stan White	WR	Glenn Doughty	LCB	Ray Oldham	QB	Bert Jones	RCB	Nelson Munsey
RB	Lydell Mitchell	LS	Bruce Laird	RB	Bill Olds	RS	Rick Volk				

PASSING	ATT.	COMP.	YDS.	PCT.	AVG./ATT.	TD	TD%	INT.	INT%	LG	SACKED	RATING
Jones	270	143	1610	53.0	5.96	8	3.0	12	4.4	57	36/328	62.4
Domres	153	77	803	50.3	5.25	0	0.0	12	7.8	44	13/71	33.2
McCaulley	2	1	11	50.0	5.50	1	50.0	0	0.0	11	0/0	106.3
COLTS	425	221	2424	52.0	5.70	9	2.1	24	5.6	57	49/399	52.7
OPPONENTS	312	180	2348	57.7	7.53	16	5.1	10	3.2	77	21/183	85.3



RECORDS

1975

RECORD: 10-4 COACH: TED MARCHIBRODA

FIRST - AFC EASTERN DIVISION

HOME: 5-2 AWAY: 5-2

DIV: 6-2 CONF: 8-3 NCONF: 2-1

PRESEASON (2-4)			
DATE	RESULTS	OPPONENT	ATTENDANCE
8/9	W 23-20	@ Denver	35,269
8/16	L 9-10	@ Atlanta	43,097
8/22	L 10-31	PITTSBURGH	32,081
8/30	L 3-27	@ New Orleans	60,643
9/8	W 26-21	@ Houston	30,505
9/12	L 10-24	WASHINGTON	30,110

REGULAR SEASON (10-4)			
DATE	RESULTS	OPPONENT	ATTENDANCE
9/21	W 35-7	@ Chicago	51,678
9/28	L 20-31	OAKLAND	41,023
10/5	L 13-24	@ Los Angeles Rams	62,491
10/12	L 31-38	BUFFALO	45,791
10/19	L 10-21	@ New England	51,417
10/26	W 45-28	@ New York Jets	55,137
11/2	W 21-7	CLEVELAND	37,295
11/9	W 42-35	@ Buffalo	77,320
11/16	W 52-19	NEW YORK JETS	54,006
11/23	W 33-17	@ Miami	61,986
11/30	W 28-14	KANSAS CITY	44,151
12/7	W 21-0	@ New York Giants	49,863
12/14	W10-7 OT	MIAMI	60,548
12/21	W 34-21	NEW ENGLAND	50,801
12/27	L 10-28	@ Pittsburgh	59,053

TEAM STATISTICS		
	COLTS	OPP
TOTAL FIRST DOWNS	266	242
Rushing	131	101
Passing	114	124
Penalty	21	17
3rd Down M/A/Pct	105/217/48.4	84/199/42.2
TOTAL NET YARDS	4498	4173
Avg. Per Game	321.3	298.1
Total Plays	928	905
Avg. Per Play	4.8	4.6
NET YARDS RUSHING	2217	1821
Avg. Per Game	158.4	130.1
Total Rushes	536	453
NET YARDS PASSING	2281	2352
Avg. Per Game	162.9	168.0
Tackled/Yards Lost	38/325	59/496
Gross Yards	2606	2848
Att./Completions	354/211	393/193
Completion Pct.	59.6	49.1
Had Intercepted	8	29
PUNTS/AVERAGE	86/39.6	83/38.6
PENALTIES/YARDS	80/760	79/700
FUMBLES/BALL LOST	18/10	29/12
TOUCHDOWNS	52	36
Rushing	28	17
Passing	19	17
Defense/Kicking	5/0	1/1

SCORE BY PERIODS						
COLTS	1	2	3	4	OT	TOTAL
COLTS	96	130	72	94	3	395
OPPONENTS	34	97	52	86	0	269

SCORING	TDR	TDP	TDR/T	PAT	FG	S	TP
Mitchell	11	4					90
Linhart				51-52	10-18		81
McCaughey	10	1					66
Doughty		2					24
Olds		2					24
Chester		3					18
Jones		3					18
Carr		2					12
Johnson		2					12
Wallace			2				12
Cook			1				6
Domres		1					6
Leaks		1					6
Munsey			1				6
White			1				6
Kennedy		1					6
Laird						1	2
COLTS	28	19	5	51-52	10-18	1	395
OPPONENTS	17	2	2	35-36	6-10	0	269

FGS						
	1-9	20-29	30-39	40-49	50+	TOT.
Linhart	2-2	0-3	7-10	1-3	0-0	10-18
COLTS	2-2	0-3	7-10	1-3	0-0	10-18
OPP.	0-0	3-3	1-2	2-3	0-2	6-10

RUSHING						
	NO.	YDS.	AVG.	LG	TD	
Mitchell	289	1193	4.1	70	11	
Jones	47	321	6.8	36	3	
Olds	94	281	3.0	14	2	
McCaughey	60	196	3.3	18	10	
Leaks	41	175	4.3	17	1	
Domres	4	46	11.5	20	1	
Doughty	1	5	5.0	5	0	
COLTS	536	2217	4.1	70	28	
OPPONENTS	453	1821	4.0	66	17	

RECEIVING						
	NO.	YDS.	AVG.	LG	TD	
Mitchell	60	544	9.1	35t	4	
Doughty	39	666	17.1	63	4	
Chester	38	457	12.0	32	3	
Olds	30	194	6.5	28t	2	
Carr	23	517	22.5	90t	2	
McCaughey	14	93	6.6	32	1	
Johnson	4	115	28.8	68t	2	
Kennedy	2	15	7.5	12	1	
Leaks	1	5	5.0	5	0	
COLTS	211	2606	12.4	90t	19	
OPPONENTS	193	2848	14.8	91	17	

INTERCEPTIONS					
	NO.	YDS.	AVG.	LG	TD
White	8	135	16.9	32	1
Wallace	4	126	31.5	42t	2
Mumphord	4	59	14.5	28	0
Laird	3	46	15.3	28	0
Munsey	3	36	12.0	30t	1
Oldham	2	23	11.5	13	0
Cheyunski	2	8	4.0	6	0
McLeod	1	50	50.0	50	0
Cook	1	8	8.0	8	0
Curtis	1	3	3.0	3	0
COLTS	29	493	17.0	50	4
OPPONENTS	8	111	13.9	38	0

PUNTING					
	NO.	YDS.	AVG.	LG	BLK.
Lee	86	3402	39.6	62	1
COLTS	86	3402	39.6	62	1
OPPONENTS	83	3204	38.6	63	3

PUNT RETURNS						
	NO.	FC	YDS.	AVG.	LG	TD
Stevens	36	8	396	11.0	53	0
Wallace	6	0	43	7.2	14	0
Johnson	0	4	0	0.0	0	0
Oldham	0	3	0	0.0	0	0
COLTS	42	15	439	10.5	53	0
OPPONENTS	51	5	513	10.1	46	0

KICKOFF RETURNS					
	NO.	YDS.	AVG.	LG	TD
Laird	31	799	25.8	65	0
Stevens	3	71	23.7	31	0
McCaughey	4	86	21.5	29	0
Johnson	7	134	19.1	30	0
Kennedy	2	36	18.0	19	0
Pratt	4	64	16.0	22	0
Wallace	1	0	0.0	0	0
COLTS	52	1190	22.9	65	0
OPPONENTS	70	1655	23.6	99t	1

USUAL STARTERS

PRO BOWLERS IN BOLDFACE

OFFENSE		DEFENSE	
WR	Roger Carr	LDE	Fred Cook
LT	David Taylor	RDT	Mike Barnes
LG	Robert Pratt	RDT	Joe Ehrmann
C	Ken Mendenhall	RDE	John Dutton
RG	Elmer Collett	LLB	Tom MacLeod
TE	George Kunz	MLB	Jim Cheyunski
TE	Raymond Chester	RLB	Stan White
WR	Glenn Doughty	LCB	Lloyd Mumphord
QB	Bert Jones	RQB	Nelson Munsey
RB	Lydeil Mitchell	LS	Bruce Laird
RB	Bill Olds	RS	Jackie Wallace

PASSING												
	ATT.	COMP.	YDS.	PCT.	AVG./ATT.	TD	TD%	INT.	INT%	LG	SACKED	RATING
Jones	344	203	2483	59.0	7.22	18	5.2	8	2.3	90t	38/325	89.1
Domres	10	8	123	80.0	12.30	1	10.0	0	0.0	32t	0/0	151.3
COLTS	354	211	2606	59.6	7.36	19	5.4	8	2.3	90t	38/325	90.9
OPPONENTS	393	193	2848	49.1	7.25	17	4.3	29	7.4	91t	59/496	56.9



RECORDS

1976

RECORD: 11-3 COACH: TED MARCHIBRODA
FIRST – AFC EASTERN DIVISION
HOME: 6-1 AWAY: 5-2
DIV: 7-1 CONF: 11-1 NCONF: 0-2

PRESEASON (2-4)			
DATE	RESULTS	OPPONENT	ATTENDANCE
7/31	W 21-0	@ Cleveland	20,304
8/6	W 20-3	WASHINGTON	35,575
8/14	L 14-25	@ Chicago	54,338
8/20	L 20-26	NEW ORLEANS	38,879
8/28	L 7-21	@ Atlanta	24,986
9/2	L 9-24	@ Detroit	54,217

REGULAR SEASON (11-3)			
DATE	RESULTS	OPPONENT	ATTENDANCE
9/12	W 27-13	@ New England	43,512
9/19	W 28-27	CINCINNATI	50,621
9/26	L 27-30	@ Dallas	64,237
10/3	W 42-17	TAMPA BAY	43,105
10/10	W 28-14	MIAMI	60,020
10/17	W 31-13	@ Buffalo	71,009
10/24	W 20-0	@ New York Jets	49,768
11/1	W 39-14	HOUSTON	60,020
11/7	W 37-21	@ San Diego	42,827
11/14	L 14-21	NEW ENGLAND	60,020
11/22	W 17-16	@ Miami	62,104
11/28	W 33-16	NEW YORK JETS	46,938
12/4	L 17-24	@ St. Louis	48,282
12/12	W 58-20	BUFFALO	53,729
12/19	L 14-40	PITTSBURGH	60,020

TEAM STATISTICS	COLTS	OPP
TOTAL FIRST DOWNS	301	229
Rushing	133	83
Passing	144	126
Penalty	24	20
3rd Down M/A/Pct	109/200/54.5	70/184/38.0
TOTAL NET YARDS	5236	4187
Avg. Per Game	374.0	299.1
Total Plays	956	866
Avg. Per Play	5.5	4.8
NET YARDS RUSHING	2303	1844
Avg. Per Game	164.5	131.7
Total Rushes	565	438
NET YARDS PASSING	2933	2343
Avg. Per Game	209.5	167.4
Tackled/Yards Lost	30/288	56/461
Gross Yards	3221	2804
Att./Completions	361/215	372/192
Completion Pct.	59.6	51.6
Had Intercepted	10	15
PUNTS/AVERAGE	59/39.7	79/36.9
NET PUNTING AVG.	34.8	31.1
PENALTIES/YARDS	92/786	89/770
FUMBLES/BALL LOST	25/18	32/20
TOUCHDOWNS	51	29
Rushing	26	11
Passing	24	16
Defense/Kicking	1/0	2/0

SCORE BY PERIODS	1	2	3	4	TOTAL
COLTS	72	175	77	93	417
OPPONENTS	46	84	31	85	246

SCORING	TDR	TDP	TDRT	PAT	FG	S	TP
Linhart					49-51	20-27	109
Carr		11					66
McCauley	9	2					66
Mitchell	5	3					48
Leaks	7	5					42
Doughty		5					30
Chester		3					18
Jones	2						12
Lee	1						6
Luc			1				6
Stevens	1						6
Troup	1						6
Fernandes						1	2
COLTS	26	24	1	49-51	20-27	1	417
OPPONENTS	11	16	2	27-29	15-20	0	246

FGS	1-19	20-29	30-39	40-49	50+	TOT.
Linhart	0-0	9-9	10-11	1-7	0-0	20-27
COLTS	0-0	9-9	10-11	1-7	0-0	20-27
OPP.	1-1	6-6	5-6	2-6	1-1	15-20

Linhart:	(28.32)	(45)	(44,30,24)	(32,38)	(1)	(21)
	(24.35)	(45,25)	(41,39)	(40)	(27)	
	(34,34,44,41,31,38)	(22)	(24,22,36)			
OPP.:	(31,27,39)	(26,51)	(37,18,32)	(40)	(1)	(32,44)
	(1)(44)	(41)	(48,44)	(20)	(26)	(22)(28,34)

RUSHING	NO.	YDS.	AVG.	LG	TD
Mitchell	289	1200	4.2	43	5
Leaks	118	445	3.8	42	7
McCauley	69	227	3.3	16	9
Lee	41	220	5.4	69t	1
Jones	38	214	5.6	17	2
Troup	5	-1	-0.2	6t	1
Doughty	3	7	2.3	3	0
Stevens	1	3	3.0	3	1
Lee	1	-12	-12.0	-12	0
COLTS	565	2303	4.1	69t	26
OPPONENTS	438	1844	4.2	54	11

RECEIVING	NO.	YDS.	AVG.	LG	TD
Mitchell	60	555	9.3	40t	3
Carr	43	1112	25.9	79t	11
Doughty	40	628	15.7	41	5
McCauley	34	347	10.2	44	2
Chester	24	467	19.5	40	3
Leaks	8	43	5.4	10	0
Scott	3	35	11.7	18	0
Kennedy	1	32	32.0	32	0
Thompson	1	11	11.0	11	0
Lee	1	-9	-9.0	-9	0
COLTS	215	3221	15.0	79t	24
OPPONENTS	192	2804	14.6	67t	16

INTERCEPTIONS	NO.	YDS.	AVG.	LG	TD
Wallace	5	105	21.0	41	0
White	3	26	8.7	15	0
Oldham	2	40	20.0	33	0
Luce	2	7	3.5	7	0
Mumphord	1	22	22.0	22	0
Munsey	1	10	10.0	10	0
Cook	1	1	1.0	1	0
COLTS	15	211	14.1	41	0
OPPONENTS	10	146	14.6	31t	1

PUNTING NO.	YDS.	AVG.	TB	IN20	LG	BLK.
Lee	59	2342	39.7	3	21	56
COLTS	59	2342	39.7	3	21	56
OPPONENTS	79	2914	36.9	7	7	60

PUNT RETURNS	NO.	FC	YDS.	AVG.	LG	TD
Stevens	39	9	315	7.9	44	0
Lee	1	0	0	0.0	0	0
Wallace	0	3	0	0.0	0	0
Oldham	0	1	0	0.0	0	0
COLTS	40	13	315	7.9	44	0
OPPONENTS	33	5	231	7.0	49	0

KICKOFF RETURNS	NO.	YDS.	AVG.	LG	TD
Stevens	30	710	23.7	83	0
Laird	7	143	20.4	25	0
Kennedy	4	64	16.0	23	0
Wallace	3	61	20.3	23	0
Lee	3	24	8.0	14	0
Pratt	1	21	21.0	21	0
Scott	1	20	20.0	20	0
McCauley	1	17	17.0	17	0
Novak	1	12	12.0	12	0
Huff	1	0	0.0	0	0
COLTS	52	1072	20.6	83	0
OPPONENTS	77	1716	22.3	47	0

USUAL STARTERS

PRO BOWLERS IN BOLDFACE

	OFFENSE	DEFENSE
WR	Roger Carr	LDE Fred Cook
LT	David Taylor	LDT Mike Barnes
LG	Robert Pratt	RDT Joe Ehrmann
C	Ken Mendenhall	RB John Dutton
RG	Elmer Collett	LDE Derrel Luce
RT	George Kunz	MLB Jim Cheyonski
TE	Raymond Chester	RLB Stan White
WR	Glenn Doughty	LCB Lloyd Mumphord
QB	Bert Jones	Nelson Munsey
RB	Lydell Mitchell	Ray Oldham
RB	Roosevelt Leaks	SS Bruce Laird
		FS Jackie Wallace
		K Toni Linhart

PASSING	ATT.	COMP.	YDS.	PCT.	AVG./ATT.	TD	TD%	INT.	INT%	LG	SACKED	RATING
Jones	343	207	3104	60.4	9.05	24	7.0	9	2.6	79t	29/284	102.5
Troup	18	8	117	44.4	6.50	0	0.0	1	5.6	32t	1/4	43.1
COLTS	361	215	3221	59.6	8.92	24	6.6	10	2.8	79t	30/288	99.5
OPPONENTS	372	192	2804	51.6	7.54	16	4.3	15	4.0	67t	56/461	74.0



RECORDS

1977

RECORD: 10-4 COACH: TED MARCHBRODA

FIRST – AFC EASTERN DIVISION

HOME: 6-1 AWAY: 4-3

DIV: 6-2 CONF: 9-3 NCONF: 1-1

PRESEASON (3-3)				
DATE	RESULTS	OPPONENT	ATTENDANCE	
8/5	L 8-14	@ Denver	40,059	
8/14	W 14-7	@ Houston	37,189	
8/19	W 29-7	MINNESOTA	45,529	
8/27	L 21-23	@ Dallas	54,835	
9/2	W 21-10	DETROIT	40,695	
9/10	L 0-14	@ Tampa Bay	47,032	

REGULAR SEASON (10-4)				
DATE	RESULTS	OPPONENT	ATTENDANCE	
9/18	W 29-14	@ Seattle	58,991	
9/25	W 20-12	@ New York Jets	43,439	
10/2	W 17-14	BUFFALO	49,247	
10/9	W 45-28	MIAMI	57,829	
10/16	W 17-6	@ Kansas City	63,076	
10/23	L 3-17	@ New England	60,958	
10/30	W 31-21	PITTSBURGH	60,763	
11/7	W 10-3	WASHINGTON	60,763	
11/13	W 31-13	@ Buffalo	39,444	
11/20	W 33-12	NEW YORK JETS	52,014	
11/27	L 13-27	@ Denver	74,939	
12/5	L 6-17	@ Miami	68,977	
12/11	L 10-13	DETROIT	45,124	
12/18	W 30-24	NEW ENGLAND	60,763	
12/24	L 31-37 2OT	OAKLAND	60,763	

TEAM STATISTICS	COLTS	OPP
TOTAL FIRST DOWNS	269	210
Rushing	111	78
Passing	136	116
Penalty	22	16
3rd Down M/A/Pct	104/221/47.1	72/190/37.9
TOTAL NET YARDS	4588	3988
Avg. Per Game	327.7	284.9
Total Plays	987	852
Avg. Per Play	4.6	4.7
NET YARDS RUSHING	2123	1798
Avg. Per Game	151.6	128.4
Total Rushes	566	423
NET YARDS PASSING	2465	2190
Avg. Per Game	176.1	156.4
Tackled/Yards Lost	26/221	47/359
Gross Yards	2686	2549
Att./Completions	395/224	382/181
Completion Pct.	56.7	47.4
Had Intercepted	12	30
PUNTS/AVERAGE	84/37.4	81/36.2
NET PUNTING AVG.	29.5	31.5
PENALTIES/YARDS	77/620	78/618
FUMBLES/BALL LOST	24/14	27/17
TOUCHDOWNS	35	27
Rushing	17	11
Passing	17	10
Defense/Kicking	1/0	3/3
TIME OF POSSESSION	31:53	28:07

SCORE BY PERIODS	1	2	3	4	TOTAL
COLTS	66	85	85	59	295
OPPONENTS	41	74	33	73	221

SCORING	TDR	TDP	TDRT	PAT	FG	S	TP
Linhart					32-35	17-26	83
McCauley	6	2					48
Mitchell	3	4					42
Doughty		4					24
Leaks	3	1					24
Chester		3					18
Lee	3						18
Jones	2						12
Scott		2					12
Carr	1						6
Pratt			1				6
Nettles						1	2

COLTS	17	17	1	32-35	17-26	1	295
OPPONENTS	11	10	6	24-27	11-21	1	221

FGS	1-19	20-29	30-39	40-49	50+	TOT.
Linhart	0-0	5-8	5-7	7-10	0-1	17-26
COLTS	0-0	5-8	5-7	7-10	0-1	17-26
OPP.	1-2	6-8	2-3	2-7	0-1	11-21

Linhart:	(45,38,42) (1) (45,44) (41) (44) (40) (24,29) (26,29) (22,30) (30,31,52) (40,43) (32,27) (27,31) (38,28,45)
----------	-------------------------------------------------------------------------------------------------------------

OPP.:	(19) (25) (1) (44,35) (41) (18) (1) (40) (45,42,26,45) (24,52,22) (1) (27,29,44) (25,29,37) (30)
-------	--------------------------------------------------------------------------------------------------

RUSHING	NO.	YDS.	AVG.	LG	TD
Mitchell	301	1159	3.9	64t	3
Lee	84	346	4.1	30	3
Leaks	59	237	4.0	39	3
McCauley	83	234	2.8	16	6
Jones	28	146	5.2	22	2
Doughty	2	11	5.5	16	0
Lee	2	2	1.0	0	0
Troup	7	8	1.1	7	0
COLTS	566	2123	3.8	64t	17
OPPONENTS	423	1798	4.3	77t	11

RECEIVING	NO.	YDS.	AVG.	LG	TD
Mitchell	71	620	8.7	38	4
McCauley	51	495	9.7	34t	2
Chester	31	556	17.9	78t	3
Doughty	28	435	15.5	57	4
Scott	18	267	14.8	33	2
Carr	11	199	18.1	45	1
Lee	10	60	6.0	15	0
Leaks	3	39	13.0	26t	1
Thompson, R.	1	15	15.0	15	0
COLTS	224	2686	12.0	78t	17
OPPONENTS	181	2549	14.1	68	10

INTERCEPTIONS	NO.	YDS.	AVG.	LG	TD
Blackwood	10	163	16.3	37	0
White	7	84	12.0	19	0
Laird	3	56	18.7	22	0
Thompson, N.	3	39	13.0	20	0
Munsey	3	25	8.3	14	0
MacLeod	2	37	18.5	33	0
Nettles	1	30	30.0	30	0
Simonini	1	0	0.0	0	0
COLTS	30	434	14.5	37	0
OPPONENTS	12	298	24.8	73t	1

PUNTING NO.	YDS.	AVG.	TB	IN20	LG	BLK.
Lee	82	3142	38.3	9	19	59
COLTS	84	3142	37.4	9	19	59
OPPONENTS	81	2933	36.2	3	7	73

PUNT RETURNS NO.	FC	YDS.	AVG.	LG	TD
Stevens	34	6	301	8.9	24
Blackwood	7	5	22	3.1	10
Oldham	1	3	0	0.0	0
COLTS	42	14	323	7.7	24
OPPONENTS	44	5	481	10.9	73t

KICKOFF RETURNS	NO.	YDS.	AVG.	LG	TD
Laird	24	541	22.5	35	0
Stevens	11	216	19.6	37	0
McCauley	5	67	13.4	20	0
Blackwood	1	24	24.0	24	0
Huff	1	15	15.0	15	0
Johnson	1	15	15.0	15	0
Griggs	1	12	12.0	12	0
Kennedy	1	9	9.0	9	0
Shiver	1	7	7.0	7	0
Griffin	1	6	6.0	6	0
Doughty	1	0	0.0	0	0
COLTS	48	912	19.0	37	0
OPPONENTS	60	1514	25.2	101t	2

WALK-ON STARTERS PRO BOWLERS IN BOLDFACE

OFFENSE	DEFENSE
WR Freddie Scott	LDE Fred Cook
LT David Taylor	LDT Mike Barnes
LG Robert Pratt	RT Joe Ehrmann
C Ken Mendenhall	RDE John Dutton
RG Ken Huff	LLB Tom MacLeod
RT George Kunz	MLB Ed Simonini
TE Raymond Chester	RLB Stan White
WR Glenn Doughty	LCB Norm Thompson
QB Bert Jones	RCB Nelson Munsey
RB Lydell Mitchell	SS Bruce Laird
RB Roosevelt Leaks	FS Lyle Blackwood
	K Toni Linhart

PASSING	ATT.	COMP.	YDS.	PCT.	AVG./ATT.	TD	TD%	INT.	INT%	LG	SACKED	RATING
Jones	393	224	2686	57.0	6.83	17	4.3	11	2.8	78t	26/221	80.8
Troup	2	0	0	0.0	0.00	0	0.0	1	50.0	0	0/0	0.0
COLTS	395	224	2686	56.7	6.80	17	4.3	12	3.0	78t	26/221	79.4
OPPONENTS	382	181	2549	47.4	6.67	10	2.6	30	7.9	68t	47/359	45.4



RECORDS

1978

RECORD: 5-11 COACH: TED MARCHIBRODA
FIFTH – AFC EASTERN DIVISION

HOME: 2-6 AWAY: 3-5
DIV: 1-7 CONF: 3-9 NCONF: 2-2

PRESEASON (1-3)				
DATE	RESULTS	OPPONENT	ATTENDANCE	
8/5	L	10-22 PITTSBURGH	41,819	
8/12	L	12-23 @ Tampa Bay	64,139	
8/18	L	16-17 WASHINGTON	42,731	
8/26	W	13-7 @ Detroit	49,718	

REGULAR SEASON (5-11)				
DATE	RESULTS	OPPONENT	ATTENDANCE	
9/4	L	0-38 @ Dallas	65,053	
9/10	L	0-42 MIAMI	47,730	
9/18	W	34-27 @ New England	57,284	
9/24	L	17-24 @ Buffalo	55,270	
10/1	L	14-17 PHILADELPHIA	50,314	
10/8	W	30-17 @ St. Louis	47,479	
10/15	L	10-33 NEW YORK JETS	48,136	
10/22	W	7-6 DENVER	58,857	
10/29	L	8-26 @ Miami	53,524	
11/6	W	21-17 WASHINGTON	60,762	
11/12	W	17-14 @ Seattle	61,905	
11/19	L	24-45 CLEVELAND	49,570	
11/26	L	14-35 NEW ENGLAND	49,404	
12/3	L	16-24 @ New York Jets	50,248	
12/9	L	13-35 @ Pittsburgh	41,597	
12/17	L	14-21 BUFFALO	40,420	

TEAM STATISTICS		COLTS	OPP
TOTAL FIRST DOWNS			
Rushing		95	153
Passing		124	119
Penalty		30	19
3rd Down M/A/Pct	74/203/36.5	119/241/49.4	
TOTAL NET YARDS			
Avg. Per Game	256.7	369.4	
Total Plays	964	1049	
Avg. Per Play	4.3	5.6	
NET YARDS RUSHING			
Avg. Per Game	127.8	188.1	
Total Rushes	532	662	
NET YARDS PASSING			
Avg. Per Game	129.1	181.3	
Tackled/Yards Lost	49/480	30/224	
Gross Yards	2543	3125	
Att./Completions	383/202	357/191	
Completion Pct.	52.7	53.5	
Had Intercepted	30	17	
PUNTS/AVERAGE	94/37.4	80/35.7	
NET PUNTING AVG.	30.6	31.6	
PENALTIES/YARDS	90/771	114/1006	
FUMBLES/BALL LOST	38/17	36/20	
TOUCHDOWNS			
Rushing	9	24	
Passing	17	29	
Defense/Kicking	4/1	3/1	
TIME OF POSSESSION			
	28:32	31:28	

SCORE BY PERIODS	1	2	3	4	TOTAL
COLTS	31	96	42	70	239
OPPONENTS	90	155	70	106	421

	SCORING	TDR	TDP	TDR	PAT	FG	S	TP
Linhart					27-31	8-17		51
Carr		6						36
McCauley	5							30
Leaks	2	2						24
Doughty		3						18
McCall	1	1						12
Washington		1	1					12
Alston		2						12
Blackwood		2	2					12
Lee	1	1						12
Troup	1							6
Luce		1	1					6
Siani		1						6
Burke							1	2
COLTS	9	17	5	27-31	8-17	1	239	
OPPONENTS	21	29	4	53-54	14-24	1	421	

FGS	1-19	20-29	30-39	40-49	50+	TOT.
Linhart	0-0	5-5	2-7	1-5	0-0	8-17
COLTS	0-0	5-5	2-7	1-5	0-0	8-17
OPP.	1-2	7-8	3-5	3-7	0-2	14-24

Linhart:	(37)	(1)	(21)	(46)	(43,35)	(27)	(1)	(1)
(44,38,30)	(22,49)	(23)	(31)	(30,22,41)	(1)	(36)		
OPP.:	(18,45,48)	(1)	(1)	(41,21)	(46,26)	(26)		
(23,52,19,30,26)	(43,33,26,27)	(32)	(44)					
(53)	(45)	(31)	(32,22)	(1)				

RUSHING	NO.	YDS.	AVG.	LG	TD
Washington	240	956	4.0	29	0
Lee	81	374	4.6	24	1
Leaks	83	266	3.2	11	2
Hardeman	48	244	5.1	46	0
McCauley	44	107	2.4	10	5
Jones	9	38	4.2	14	0
Kirkland	8	35	4.4	18	0
Troup	18	25	1.4	10	1
Doughty	1	-1	-1.0	-1	0
COLTS	532	2044	3.8	46	9
OPPONENTS	662	3010	4.5	63	21

RECEIVING	NO.	YDS.	AVG.	LG	TD
Washington	45	377	8.4	33	1
McCauley	34	296	8.7	21	0
Carr	30	629	21.0	78t	6
Doughty	25	390	15.6	46	3
Alston	18	210	11.7	23t	2
Lee	13	109	8.4	24	1
McCall	11	160	14.5	34	1
Hardeman	10	88	8.8	19	0
Leaks	9	111	12.3	27	2
Siani	6	151	25.2	49	1
Johnson	1	22	22.0	22	0
COLTS	202	2543	12.6	78t	17
OPPONENTS	191	3125	16.4	91t	29

INTERCEPTIONS	NO.	YDS.	AVG.	LG	TD
Thompson	6	52	8.7	31	0
Blackwood	4	146	36.5	79t	2
Simonini	2	4	2.0	3	0
Mumphord	2	20	10.0	19	0
Luce	1	15	15.0	15	0
White	1	12	12.0	12	0
Nettles	1	0	0.0	0	0
COLTS	17	249	14.6	79t	2
OPPONENTS	30	529	17.6	53t	3

PUNTING NO.	YDS.	AVG.	TB	IN20	LG	BLK.	
Lee	92	3513	38.2	9	17	67	2
COLTS	94	3513	37.4	9	17	67	2
OPPONENTS	80	2859	35.7	7	16	79	2

PUNT RETURNS	NO.	FC	YDS.	AVG.	LG	TD
Johnson	25	10	143	5.7	17	0
Washington	7	6	37	5.3	17	0
Burke	1	0	0	0.0	0	0
McCall	1	0	37	37.0	37	0
Blackwood	1	2	2	2.0	2	0
COLTS	35	18	219	6.3	37	0
OPPONENTS	53	10	460	8.7	37	0

USUAL STARTERS			
OFFENSE		DEFENSE	
WR	Roger Carr	LDE	Fred Cook
LT	Wade Griffin	LDT	Mike Barnes
LG	Robert Pratt	RDT	Joe Ehrmann
C	Ken Mendenhall	RDE	John Dutton
RG	Ken Huff	LLB	Tom MacLeod
RT	Bob Van Duyn	MLB	Ed Simonini
TE	Mack Alston	RLB	Stan White
WR	Glenn Doughty	LCB	Norm Thompson
QB	Bill Troup	RCB	Doug Nettles
RB	Joe Washington	SS	Bruce Laird
RB	Roosevelt Leaks	FS	Lyle Blackwood

PASSING	ATT.	COMP.	YDS.	PCT.	AVG./ATT.	TD	TD%	INT.	INT%	LG	SACKED	RATING
Troup	296	154	1882	52.0	6.36	10	3.4	21	7.1	67t	32/340	53.6
Kirkland	41	19	211	46.3	5.15	1	2.4	8	19.5	34t	11/78	30.7
Jones	42	27	370	64.3	8.81	4	9.5	1	2.4	78t	6/62	114.2
Washington	4	2	80	50.0	20.00	2	50.0	0	0.0	54t	0/0	135.4
COLTS	383	202	2543	52.7	6.64	17	4.4	30	7.8	78t	49/480	55.9
OPPONENTS	357	191	3125	53.5	8.75	29	8.1	17	4.8	91t	30/224	90.4



RECORDS

1979

RECORD: 5-11 COACH: TED MARCHBRODA
FIFTH – AFC EASTERN DIVISION

HOME: 3-5 AWAY: 2-6

DIV: 3-5 CONF: 4-10 NCONF: 1-1

PRESEASON (1-3)				
DATE	RESULTS	OPPONENT	ATTENDANCE	
8/3	W 17-14	PHILADELPHIA	36,733	
8/11	L 3-24	@ Cleveland	43,066	
8/17	L 17-31	@ Philadelphia	44,251	
8/24	W 17-7	DETROIT	36,434	

REGULAR SEASON (5-11)				
DATE	RESULTS	OPPONENT	ATTENDANCE	
9/2	L 0-14	@ Kansas City	50,943	
9/9	L 26-29 OT	TAMPA BAY	39,756	
9/16	L 10-13	@ Cleveland	73,889	
9/23	L 13-17	@ Pittsburgh	49,483	
9/30	L 13-31	BUFFALO	37,927	
10/7	W 10-8	NEW YORK JETS	37,789	
10/14	L 16-28	HOUSTON	50,990	
10/21	W 14-13	@ Buffalo	51,599	
10/28	W 31-26	NEW ENGLAND	47,042	
11/4	W 38-28	CINCINNATI	41,299	
11/11	L 0-19	@ Miami	58,226	
11/18	L 21-50	@ New England	61,297	
11/25	L 24-28	MIAMI	45,862	
12/2	L 13-17	@ New York Jets	60,372	
12/9	L 7-10	KANSAS CITY	37,226	
12/16	W 31-7	@ New York Giants	76,671	

TEAM STATISTICS				
	COLTS	OPP		
TOTAL FIRST DOWNS	291	265		
Rushing	97	106		
Passing	158	130		
Penalty	36	29		
3rd Down M/A/Pct	106/257/41.2	84/217/38.7		
TOTAL NET YARDS	4846	5074		
Avg. Per Game	302.9	317.1		
Total Plays	1117	1009		
Avg. Per Play	4.3	5.0		
NET YARDS RUSHING	1674	2306		
Avg. Per Game	104.6	144.1		
Total Rushes	515	559		
NET YARDS PASSING	3172	2768		
Avg. Per Game	198.3	173.0		
Tackled/Yards Lost	52/403	39/312		
Gross Yards	3575	3080		
Att./Completions	550/313	411/203		
Completion Pct.	56.9	49.4		
Had Intercepted	19	23		
PUNTS/AVERAGE	101/36.2	95/40.0		
NET PUNTING AVG.	32.3	33.5		
PENALTIES/YARDS	137/1239	112/1014		
FUMBLE/BALL LOST	36/21	25/16		
TOUCHDOWNS	33	42		
Rushing	12	15		
Passing	18	23		
Defense/Kicking	1/2	1/3		
TIME OF POSSESSION	30:38	29:22		

SCORE BY PERIODS					
COLTS	1	2	3	4	TOTAL
COLTS	111	30	55	75	271
OPPONENTS	57	128	88	75	351

SCORING										
Player	TDR	TDP	TDR	PAT	FG	S	TP			
Mike-Mayer								28-29	11-20	61
Washington	4	3								42
McCaughey	3	3								36
Hardeman	3	1								24
McCall	4									24
Brazier			2							12
Doughty		2								12
Linhart					3-4	3-8				12
Siani	1	2								12
Alston	2									6
DeRoo	1									6
Carr	1									6
Jones	1									6
Leaks	1									6
Glasgow			1							6
COLTS	12	18	3	31-33	14-28	0	271			
OPPONENTS	15	23	4	37-42	20-28	1	351			

FGS										
Player	1-19	20-29	30-39	40-49	50+	TOT.				
Mike-Mayer	0-0	5-7	4-5	2-8	0-0	11-20				
Linhart	0-1	2-3	1-3	0-1	0-0	3-8				
COLTS	0-1	7-10	5-8	2-9	0-0	14-28				
OPP.	1-1	7-8	6-8	6-10	0-1	20-28				

Linhart:										
	(37)	(24,49,38)	(26,32,18,28)	(1)	(1)	(1)	(1)	(1)	(1)	(1)
Mike-Mayer:	(1)	(1)	(27,24)	(20,47,33)	(41,45)	(35,34)				
	(1)	(37,44)	(41)	(28)	(1)	(42,32)	(20)			
(48,29)	(29,46)									
OPP:	(1)	(31)	(37,51,28)	(25,41)	(41)	(18,31)	(1)			
	(44,40,37)	(42,39)	(38)	(32,22)	(24,29,42)					
(1)	(34,28,27,42,23)	(42,43)	(40)							

RUSHING						
Player	NO.	YDS.	AVG.	LG	TD	
Washington	242	884	3.7	26	4	
Hardeman	109	292	2.7	16	3	
McCaughey	59	168	2.8	13	3	
Leaks	49	145	3.0	17	1	
Landyry	31	115	3.7	17	0	
Garry	13	41	3.2	14	0	
Johnson	10	40	4.0	25	1	
White	1	3	3.0	3	0	
Dilts	1	-14	-14.0	-14	0	
COLTS	515	1674	3.3	26	12	
OPPONENTS	559	2306	4.1	75	15	

RECEIVING						
Player	NO.	YDS.	AVG.	LG	TD	
Washington	82	750	9.2	43	3	
McCaughey	55	575	10.5	35	3	
McCall	37	536	14.5	36	4	
Doughty	35	510	14.6	54	2	
Carr	27	400	14.8	37	1	
Hardeman	25	115	4.6	14	1	
Siani	15	214	14.3	31	2	
Leaks	14	119	8.5	15	0	
Alston	10	114	11.4	26	1	
Burke	6	151	25.2	59	0	
DeRoo	4	82	20.5	67	1	
Garry	3	9	3.0	12	0	
COLTS	313	3575	11.4	67	18	
OPPONENTS	203	3080	15.2	74	23	

INTERCEPTIONS									
Player	NO.	YDS.	AVG.	LG	TD				
Shiver	4	85	21.3	52	0				
Blackwood	4	63	15.8	27	0				
Brazier	4	49	12.3	31	1				
Laird	3	101	33.7	68	0				
Thompson	2	38	19.0	26	0				
Nettles	2	30	15.0	30	0				
Harrison	2	6	3.0	6	0				
White	1	11	11.0	11	0				
Glasgow	1	-1	-1.0	-1	0				
COLTS	23	382	16.6	68	1				
OPPONENTS	19	321	16.9	57	1				

PUNTING NO.							
Player	YDS.	AVG.	TB	IN20	LG	BLK.	
Dilts	99	3657	36.9	5	21	53	2
COLTS	101	3657	36.2	5	21	53	2
OPPONENTS	95	3798	40.0	11	11	62	1

PUNT RETURNS NO.							
Player	FC	YDS.	AVG.	LG	TD		
Glasgow	44	11	352	8.0	75	1	
Blackwood	4	-1	-1	-0.3	2	0	
Thompson	1	0	40	40.0	40	0	
COLTS	49	12	391	8.0	75	1	
OPPONENTS	43	24	296	6.9	80	1	

KICKOFF RETURNS						
Player	NO.	YDS.	AVG.	LG	TD	
Glasgow	50	1126	22.5	58	0	
Garry	8	135	16.9	24	0	
Laird	3	34	11.3	16	0	
Blackwood	3	41	13.7	19	0	
McCauley	2	29	14.5	17	0	
Hart	1	16	16.0	16	0	
Van Duyne	1	12	12.0	12	0	
Griffin	1	8	8.0	8	0	
Washington	1	1	1.0	1	0	
COLTS	70	1402	20.0	58	0	
OPPONENTS	57	1067	18.7	43	0	

USUAL STARTERS PRO BOWLERS IN BOLDFACE

OFFENSE				DEFENSE			
WR	Roger Carr	LDE	Fred Cook				
LT	Wade Griffin	LDT	Mike Barnes				
LG	Robert Pratt	ROT	Herb Orvis				
C	Ken Mendenhall	RDE	Ron Fernandez				
RG	Ken Huff	LLB	Sanders Shiver				
RT	Jeff Hart	MLB	Ed Simonini				
TE	Reese McCall	LB	Stan White				
WR	Glenn Doughty	LCB	Doug Nettles				
QB	Greg Landry	RCB	Larry Brazier				
RB	Joe Washington	SS	Bruce Laird				
RB	Don Hardeman	FS	Lyle Blackwood				

PASSING		ATT.	COMP.	YDS.	PCT.	AVG./ATT.	TD	TD%	INT.	INT%	LG	SACKED	RATING
Landyry		457	270	2932	59.1	6.42	15	3.3	15	3.3	67	42/326	75.3
Jones		92	43	643	46.7	6.99	3	3.3	3	3.3	24	10/77	67.4
Washington		1	0	0.0	0.0	0.0	0	0.0	1	100.0	0	0/0	0.0
COLTS		550	313	3575	56.9	6.50	18	3.3	19	3.5	67	52/403	73.1
OPPONENTS		411	203	3080	49.4	7.49	23	5.6	23	5.6	74	39/312	69.8



RECORDS

1980

RECORD: 7-9 COACH: MIKE MCCORMACK
FOURTH – AFC EASTERN DIVISION

HOME: 2-6 AWAY: 5-3

DIV: 5-3 CONF: 6-8 NCONF: 1-1

PRESEASON (2-2)				
DATE	RESULTS	OPPONENT	ATTENDANCE	
8/9	L 3-13	WASHINGTON	31,636	
8/16	W 17-3	@ Green Bay	53,314	
8/22	W 37-20	NY GIANTS	27,163	
8/29	L 35-51	@ Atlanta	51,103	

REGULAR SEASON (7-9)				
DATE	RESULTS	OPPONENT	ATTENDANCE	
9/7	W 17-14	@ New York Jets	54,932	
9/14	L 17-20	PITTSBURGH	57,340	
9/21	L 16-21	@ Houston	50,815	
9/28	W 35-21	NEW YORK JETS	35,533	
10/5	W 30-17	@ Miami	55,212	
10/12	W 17-12	@ Buffalo	74,853	
10/19	L 21-37	NEW ENGLAND	55,346	
10/26	L 10-17	ST. LOUIS	36,305	
11/2	W 31-24	@ Kansas City	56,112	
11/9	L 27-28	CLEVELAND	48,304	
11/16	W 10-9	@ Detroit	80,638	
11/23	L 21-47	@ New England	61,297	
11/30	W 28-24	BUFFALO	39,890	
12/7	L 33-34	@ Cincinnati	43,991	
12/14	L 14-24	MIAMI	30,564	
12/21	L 28-38	KANSAS CITY	29,936	

TEAM STATISTICS		
	COLTS	OPP
TOTAL FIRST DOWNS	327	338
Rushing	128	140
Passing	174	164
Penalty	25	34
3rd Down M/A/Pct	106/223/47.5	100/213/46.9
TOTAL NET YARDS	5206	5546
Avg. Per Game	325.4	346.6
Total Plays	1056	1080
Avg. Per Play	4.9	5.1
NET YARDS RUSHING	2078	2210
Avg. Per Game	129.9	138.1
Total Rushes	527	574
NET YARDS PASSING	3128	3336
Avg. Per Game	195.5	208.5
Tackled/Yards Lost	36/281	30/240
Gross Yards	3409	3576
Att./Completions	493/272	476/260
Completion Pct.	55.2	54.6
Had Intercepted	24	17
PUNTS/AVERAGE	84/38.1	72/39.7
NET PUNTING AVG.	32.7	34.1
PENALTIES/YARDS	104/914	98/775
FUMBLES/BALL LOST	23/13	32/17
TOUCHDOWNS	46	47
Rushing	20	20
Passing	25	21
Defense/Kicking	1/0	4/2
TIME OF POSSESSION	28:29	31:31

SCORE BY PERIODS					
	1	2	3	4	TOTAL
COLTS	55	115	80	105	355
OPPONENTS	93	112	85	97	387

SCORING	TDR	TDP	TDR/T	PAT	FG	S	TP
Mike-Mayer				43-46	12-23	79	
Dickey	11	2				78	
Carr		5				30	
McCall		5				30	
McCauley	1	4				30	
Washington	1	3				24	
Burke		3				18	
Butler		2				12	
Franklin		2				12	
Jones		2				12	
Sims		2				12	
Landry		1				6	
Siani		1				6	
Shiver			1			6	
COLTS	20	25	1	43-46	12-23	0	355
OPPONENTS	20	21	6	45-47	20-30	0	387

FGS	1-19	20-29	30-39	40-49	50+	TOT.
Mike-Mayer	0-0	5-6	3-8	4-7	0-2	12-23
COLTS	0-0	5-6	3-8	4-7	0-2	12-23
OPP.	0-0	10-10	6-10	4-9	0-1	20-30

Mike-Mayer: (50,46) (23,46,20) (30,23,29) (1) (45)						
	(21,35,49)	(35)	(50,35)	(21)	(39)	(43)
	(39)	(1)	(41,37)	(43)	(32)	
OPP.:	(32)	(25,29)	(1)	(1)	(55,24,48)	(49,20)
	(27,29,37)	(47,30)	(27,47)	(1)		
	(38,47,24,46,44)	(22,35)	(35,40,47)			
	(32,21)	(34)	(32,39)			

RUSHING	NO.	YDS.	AVG.	LG	TD
Dickey	176	800	4.5	51t	11
Washington	144	502	3.5	17	1
Franklin	83	264	3.2	21	2
Sims	54	186	3.4	13	2
Jones	27	175	6.5	19	2
McCauley	35	133	3.8	12	1
Landry	7	26	3.7	14	1
Carr	1	-8	-8.0	-8	0
COLTS	527	2078	3.9	51t	20
OPPONENTS	574	2210	3.9	27	20

RECEIVING	NO.	YDS.	AVG.	LG	TD
Carr	61	924	15.1	43	5
Washington	51	494	9.7	33	3
Butler	34	574	16.9	42	2
McCauley	34	313	9.2	19	4
Dickey	25	204	8.2	32	2
McCall	18	322	17.9	47	5
Burke	14	185	13.2	19t	3
Franklin	14	112	8.0	16	0
Siani	9	174	19.3	38t	1
Sims	9	64	7.1	13	0
DeRoo	2	34	17.0	18	0
Garry	1	9	9.0	9	0
COLTS	272	3409	12.5	47	25
OPPONENTS	260	3576	13.8	77	21

INTERCEPTIONS	NO.	YDS.	AVG.	LG	TD
Laird	5	71	14.2	18	0
Glasgow	4	65	16.3	29	0
Brazier	2	87	43.5	60	0
Anderson	2	35	17.5	18	0
Shiver	1	34	34.0	34t	1
Woods	1	13	13.0	13	0
Ehrmann	1	5	5.0	5	0
Blackwood	1	0	0.0	0	0
COLTS	17	310	18.2	60	1
OPPONENTS	24	378	15.8	44	1

PUNTING NO.	YDS.	AVG.	TB	IN20	LG	BLK.	
Bragg	82	3203	39.1	5	22	59	2
COLTS	84	3203	38.1	5	22	59	2
OPPONENTS	72	2860	39.7	11	12	66	0

PUNT RETURNS	NO.	FC	YDS.	AVG.	LG	TD
Glasgow	23	15	187	8.1	20	0
Anderson	3	0	1	0.3	1	0
COLTS	26	15	188	7.2	20	0
OPPONENTS	49	13	357	7.3	56	1

KICKOFF RETURNS	NO.	YDS.	AVG.	LG	TD
Glasgow	33	743	22.5	44	0
Anderson	20	386	19.3	35	0
Dickey	4	86	21.5	28	0
Garry	3	55	18.3	24	0
Blackwood	2	41	20.5	25	0
McCauley	1	18	18.0	18	0
LaPointe	1	18	18.0	18	0
Hart	1	17	17.0	17	0
Sims	1	10	10.0	10	0
Footo	1	9	9.0	9	0
COLTS	67	1383	20.6	44	0
OPPONENTS	54	1062	19.7	38t	1

USUAL STARTERS

OFFENSE			DEFENSE		
WR	Roger Carr	LDE	Fred Cook		
LT	Wade Griffin	LDT	Mike Barnes		
LG	Robert Pratt	RDT	Herb Orvis		
C	Ken Mendenhall	RDE	Mike Ozdowski		
RG	Ken Huff	LLB	Sanders Shiver		
RT	Jeff Hart	MLB	Ed Simonini		
TE	Reese McCall	RLB	Mike Woods		
WR	Ray Butler	LCB	Derrick Hatchett		
QB	Bert Jones	RCB	Larry Brazier		
RB	Joe Washington	SS	Bruce Laird		
RB	Cleveland Franklin	FS	Nesby Glasgow		

PASSING	ATT.	COMP.	YDS.	PCT.	AVG./ATT.	TD	TD%	INT.	INT%	LG	SACKED	RATING
Jones	446	248	3134	55.6	7.03	23	5.2	21	4.7	47	34/262	75.5
Landry	47	24	275	51.1	5.85	2	4.3	3	6.4	32	2/19	56.1
COLTS	493	272	3409	55.2	6.91	25	5.1	24	4.9	47	36/281	73.5
OPPONENTS	476	260	3576	54.6	7.51	21	4.4	17	3.6	77	30/240	78.9



RECORDS

1981

RECORD: 2-14 COACH: MIKE MCCORMACK
FOURTH - AFC EASTERN DIVISION

HOME: 1-7 AWAY: 1-7

DIV: 2-6 CONF: 2-10 NCONF: 0-4

PRESEASON (0-4)

DATE	RESULTS	OPPONENT	ATTENDANCE
8/8	L 23-24	@ New Orleans	46,792
8/15	L 17-20	@ NY Giants	40,716
8/22	L 7-13	WASHINGTON	44,937
8/28	L 17-31	@ Seattle	55,794

REGULAR SEASON (2-14)

DATE	RESULTS	OPPONENT	ATTENDANCE
9/6	W 29-28	@ New England	49,977
9/13	L 3-35	BUFFALO	45,772
9/20	L 10-28	@ Denver	74,804
9/27	L 28-31	MIAMI	42,452
10/4	L 17-23	@ Buffalo	77,811
10/11	L 19-41	CINCINNATI	35,881
10/18	L 14-43	SAN DIEGO	48,679
10/25	L 28-42	@ Cleveland	78,986
11/1	L 10-27	@ Miami	46,061
11/8	L 14-41	NEW YORK JETS	36,233
11/15	L 13-38	@ Philadelphia	72,200
11/22	L 24-35	ST. LOUIS	32,782
11/29	L 0-25	@ New York Jets	53,593
12/6	L 13-37	DALLAS	60,586
12/13	L 14-38	@ Washington	55,045
12/20	W 23-21	NEW ENGLAND	34,127

TEAM STATISTICS	COLTS	OPP
TOTAL FIRST DOWNS	274	406
Rushing	95	162
Passing	158	214
Penalty	21	30
3rd Down M/A/Pct	66/198/33.3	107/208/51.4
TOTAL NET YARDS	4908	6793
Avg. Per Game	306.8	424.6
Total Plays	957	1111
Avg. Per Play	5.1	6.1
NET YARDS RUSHING	1850	2665
Avg. Per Game	115.6	166.6
Total Rushes	441	607
NET YARDS PASSING	3058	4128
Avg. Per Game	191.1	258.0
Tackled/Yards Lost	37/321	13/100
Gross Yards	3379	4228
Att./Completions	479/265	491/301
Completion Pct.	55.3	61.3
Had Intercepted	23	16
PUNTS/AVERAGE	78/39.4	48/37.9
NET PUNTING AVG.	33.7	32.1
PENALTIES/YARDS	106/913	101/776
FUMBLES/BALL LOST	27/14	28/14
TOUCHDOWNS	33	68
Rushing	11	30
Passing	21	37
Defense/Kicking	1/0	1/0
TIME OF POSSESSION	26:28	33:32

SCORE BY PERIODS	1	2	3	4	TOTAL
COLTS	63	52	75	69	259
OPPONENTS	121	186	105	121	533

SCORING	TDR	TDP	TDRT	PAT	FG	S	TP
Dickey	7	3					60
Wood				29-33	10-18		59
Butler			9				54
McMillan	3	1					24
Carr			3				18
McCall			2				12
McCauley			2				12
Landry				1			6
Dixon			1				6
Franklin	1						6
Taylor						1	2
COLTS	11	21	1	29-33	10-18	1	259
OPPONENTS	30	37	1	65-68	20-31	0	533

FGS	1-19	20-29	30-39	40-49	50+	TOT.
Wood	2-2	2-3	3-5	3-7	0-1	10-18
COLTS	2-2	2-3	3-5	3-7	0-1	10-18
OPP.	0-0	6-7	9-11	5-12	0-1	20-31

Wood:	(48,19,35)	(22)	(21)	(1)	(32)	(19,51)	(1)
	(46,28,30)	(44)	(44)	(1)	(43,40)	(1)	(39)
	(30,46)						
OPP.:	(50,39)	(49)	(36)	(27)	(43,34,44,45)		
	(38,24)	(30)	(1)	(41,32)	(25,41)	(40,44,32)	
	(40,42)	(37,22,27,27)	(26,48)	(42,35,31)			
	(32)	(1)					

RUSHING	NO.	YDS.	AVG.	LG	TD
Dickey	164	779	4.8	67t	7
McMillan	149	597	4.0	42	3
Dixon	73	285	3.9	41	0
Jones	20	85	4.3	17	0
Franklin	21	52	2.5	8	1
McCauley	10	37	3.7	8	0
Landry	1	11	11.0	11	0
Garrett	2	4	2.0	3	0
Anderson	1	0	0.0	0	0
COLTS	441	1850	4.2	67t	11
OPPONENTS	607	2665	4.4	59t	30

RECEIVING	NO.	YDS.	AVG.	LG	TD
McMillan	50	466	9.3	31	1
Butler	46	832	18.1	67t	9
Carr	38	584	15.4	43	3
Dickey	37	419	11.3	50	3
McCauley	36	347	9.6	31	2
McCall	21	314	15.0	65t	2
Dixon	17	169	9.9	41	1
Burke	10	153	15.3	24	0
Franklin	6	39	6.5	10	0
Sherwin	2	19	9.5	11	0
DeRoo	1	38	38.0	38	0
Huff	1	-1	-1.0	-1	0
COLTS	265	3379	12.8	67t	21
OPPONENTS	301	4228	14.0	75	37

INTERCEPTIONS	NO.	YDS.	AVG.	LG	TD
Brazier	3	35	11.7	27	0
Laird	3	59	19.7	24	0
Glasgow	2	35	17.5	31	0
Smith	2	11	5.5	8	0
Hatchett	2	8	4.0	8	0
Anderson	1	49	49.0	49	0
Krauss	1	10	10.0	10	0
Green	1	3	3.0	3	0
Pickney	1	0	0.0	0	0
COLTS	16	210	13.1	49	0
OPPONENTS	23	281	12.2	44	1

PUNTING	NO.	YDS.	AVG.	TB	IN20	LG	BLK.
Garrett	78	3071	39.4	2	11	57	0
COLTS	78	3071	39.4	2	11	57	0
OPPONENTS	48	1817	37.9	11	13	54	2

PUNT RETURNS	NO.	FC	YDS.	AVG.	LG	TD
Shula	10	7	50	5.0	11	0
Anderson	2	0	6	3.0	6	0
COLTS	12	7	56	4.7	11	0
OPPONENTS	44	10	402	9.1	46	0

KICKOFF RETURNS	NO.	YDS.	AVG.	LG	TD
Dixon	36	737	20.5	46	0
Williams	20	399	20.0	35	0
Anderson	20	393	19.7	30	0
Shula	5	65	13.0	16	0
Glasgow	1	35	35.0	35	0
Sims	1	22	22.0	22	0
Foote	1	0	0.0	0	0
COLTS	84	1651	19.7	46	0
OPPONENTS	43	864	20.1	34	0

USUAL STARTERS

	OFFENSE	DEFENSE
WR	Roger Carr	LDE Donnell Thompson
LT	Wade Griffin	LDT Herb Orvis
LG	Robert Pratt	RDT Anthony Green
C	Ray Donaldson	RDE Mike Ozdowski
RG	Ken Huff	LLB Sanders Shiver
RT	Jeff Hart	MLB Joe Federspiel
TE	Reese McCall	RLB Barry Krauss
WR	Ray Butler	LCB Derrick Hatchett
QB	Bert Jones	RCB Lamy Brazier
RB	Curtis Dickey	SS Bruce Laird
RB	Randy McMillan	FS Nesby Glasgow

PASSING	ATT.	COMP.	YDS.	PCT.	AVG./ATT.	TD	TD%	INT.	INT%	LG	SACKED	RATING
Jones	426	244	3094	57.3	7.26	21	4.9	20	4.7	67t	31/263	76.8
Landry	29	14	195	48.3	6.72	0	0.0	1	3.4	24t	5/50	56.7
Humm	24	7	90	29.2	3.75	0	0.0	2	8.3	20t	1/8	25.4
COLTS	479	265	3379	55.3	7.05	21	4.4	23	4.8	67t	37/321	72.2
OPPONENTS	491	301	4228	61.3	8.61	37	7.5	16	3.3	75t	13/100	100.2



RECORDS

1982

RECORD: 0-8-1 COACH: FRANK KUSH
14TH – AMERICAN FOOTBALL CONFERENCE
HOME: 0-3-1 AWAY: 0-5
DIV: 0-5 CONF: 0-7 NCONF: 0-1-1

PRESEASON (3-2)

DATE	RESULTS	OPPONENT	ATTENDANCE
8/7	L 14-30	@ Minnesota	23,379
8/14	W 19-14	NY GIANTS	31,985
8/21	W 34-3	@ Atlanta	56,748
8/28	L 15-37	@ Pittsburgh	52,471
9/4	W 26-17	@ Chicago	58,972

REGULAR SEASON (0-8-1)

DATE	RESULTS	OPPONENT	ATTENDANCE
9/12	L 13-24	NEW ENGLAND	38,055
9/19	L 20-24	@ Miami	51,999
9/26		NEW YORK JETS	Canceled
10/3		@ Detroit	Canceled
10/10		BUFFALO	Canceled
10/17		@ Cleveland	Canceled
10/24		MIAMI	Postponed to 1/2/83
10/31		TAMPA BAY	Canceled
11/7		@ New England	Canceled
11/14		OAKLAND	Canceled
11/21	L 0-37	@ New York Jets	46,970
11/28	L 0-20	@ Buffalo	33,985
12/5	L 17-20	CINCINNATI	23,598
12/12	L 10-13	@ Minnesota	53,981
12/19	T 20-20	GREEN BAY	25,920
12/26	L 26-44	@ San Diego	49,711
1/2	L 7-34	MIAMI	19,073

TEAM STATISTICS	COLTS	OPP
TOTAL FIRST DOWNS	152	197
Rushing	62	87
Passing	80	89
Penalty	10	21
3rd Down M/A/Pct	50/124/40.3	52/119/43.7
4th Down M/A/Pct	10/17/58.8	2/5/40.0
TOTAL NET YARDS	2483	3296
Avg. Per Game	275.9	366.2
Total Plays	596	605
Avg. Per Play	4.2	5.4
NET YARDS RUSHING	1044	1473
Avg. Per Game	116.0	163.7
Total Rushes	293	348
NET YARDS PASSING	1439	1823
Avg. Per Game	158.9	202.6
Tackled/Yards Lost	20/174	11/97
Gross Yards	1613	1920
Att./Completions	283/142	246/138
Completion Pct.	50.2	56.1
Had Intercepted	10	5
PUNTS/AVERAGE	46/44.4	41/39.9
NET PUNTING AVG.	34.3	35.5
PENALTIES/YARDS	52/433	59/466
FUMBLES/BALL LOST	24/11	11/5
TOUCHDOWNS	12	28
Rushing	4	10
Passing	6	18
Defense/Kicking	1/1	0/0
TIME OF POSSESSION	28:38	31:22

SCORE BY PERIODS	1	2	3	4	TOTAL
COLTS	13	40	23	37	113
OPPONENTS	54	77	68	37	236

SCORING	TDR	TDP	TDRT	PAT	FG	S	TP
Wood		6-6	6-10				24
Miller				5-5	4-8		17
Butler	2						12
Bouza	2						12
Krauss	1						6
Pagel	1						6
Beach		1					6
Burroughs			1				6
McMillan	1						6
Dickey	1						6
Sherwin			1				6
Dixon	1						6
COLTS	4	6	2	11-11	10-18	0	113
OPPONENTS	10	18	0	26-28	14-19	0	236

FGS	1-19	20-29	30-39	40-49	50+	TOT.
Wood	0-0	0-1	3-5	2-3	1-1	6-10
Miller	0-0	1-1	0-3	2-3	1-1	4-8
COLTS	0-0	1-2	3-8	4-6	2-2	10-18
OPP.	1-1	5-5	2-3	6-9	0-1	14-19

RUSHING	NO.	YDS.	AVG.	LG	TD
McMillan	101	305	3.0	13	1
Dixon	58	249	4.3	32	1
Dickey	66	232	3.5	25	1
Franklin	43	152	3.5	18	0
Pagel	19	82	4.3	32	1
Butler	3	10	3.3	10	0
Stark	1	8	8.0	8	0
Wright	1	3	3.0	3	0
Schlichter	1	3	3.0	3	0
COLTS	293	1044	3.6	32	4
OPPONENTS	348	1473	4.2	54	10

RECEIVING	NO.	YDS.	AVG.	LG	TD
Bouza	22	287	13.0	34	2
Sherwin	21	280	13.3	33	0
Dickey	21	228	10.9	34	0
Dixon	20	185	9.3	24	0
Butler	17	268	15.8	53t	2
McMillan	15	90	6.0	17	0
Franklin	9	61	6.8	15	0
Henry	7	110	15.7	23	0
Beach	4	45	11.3	17	1
Smith	2	36	18.0	23	0
McCall	2	6	3.0	4	0
Wright	1	12	12.0	12	0
Krauss	1	5	5.0	5t	1
COLTS	142	1613	11.4	53t	6
OPPONENTS	138	1920	13.9	55	18

INTERCEPTIONS	NO.	YDS.	AVG.	LG	TD
Anderson, K.	2	25	12.5	25	0
Burroughs	1	94	94.0	94t	1
Bracelin	1	31	31.0	31	0
Hatchett	1	0	0.0	0	0
COLTS	5	150	30.0	94t	1
OPPONENTS	10	129	12.9	26	0

PUNTING NO.	YDS.	AVG.	TB	IN20	LG	BLK.
Stark	46	2044	44.4	12	8	60
COLTS	46	2044	44.4	12	8	60
OPPONENTS	41	1634	39.9	5	13	67

PUNT RETURNS	NO.	FC	YDS.	AVG.	LG	TD
Anderson, L.	8	3	54	6.8	28	0
Glasgow	4	5	24	6.0	8	0
Bouza	2	5	0	0.0	0	0
COLTS	14	13	78	5.6	28	0
OPPONENTS	26	4	226	8.7	29	0

KICKOFF RETURNS	NO.	YDS.	AVG.	LG	TD
Anderson, L.	27	517	19.7	33	0
Dixon	11	197	17.9	27	0
Bouza	3	31	10.3	12	0
Franklin	1	8	8.0	8	0
COLTS	42	753	17.9	33	0
OPPONENTS	25	538	21.5	30	0

SACKS: Colts 11.0; Opponents 20.0; Wisniewski 2.5-18; Krauss 2-28; Bracelin 2-13; Thompson 1.5-11; Cooks 1-9; Delaney 1-9; Hunter 1-9

USUAL STARTERS

OFFENSE	DEFENSE
WR Matt Bouza	LDE Donnell Thompson
LT John Sinnott	NT Leo Wisniewski
LG Terry Crouch	RDE Fletcher Jenkins
C Ray Donaldson	LILB Sanders Shiver
RG Ken Huff	LILB Johnnie Cooks
RT Jeff Hart	RILB Barry Krauss
TE Tim Sherwin	ROLB Greg Bracelin
WR Ray Butler	LCB James Burroughs
QB Mike Pagel	RCB Derrick Hatchett
RB Curtis Dickey	SS Larry Anderson
RB Randy McMillan	FS Nesby Glasgow

PASSING	ATT.	COMP.	YDS.	PCT.	AVG./ATT.	TD	TD%	INT.	INT%	LG	SACKED	RATING
Pagel	221	111	1281	50.2	5.80	5	2.3	7	3.2	53t	16/129	62.4
Schlichter	37	17	197	45.9	5.32	0	0.0	2	5.4	24t	3/35	40.0
Humm	23	13	130	56.5	5.65	0	0.0	1	4.3	18t	1/10	55.0
Wood	1	1	5	100.0	5.00	1	100.0	0	0.0	5t	0/0	127.1
Stark	1	0	0	0.0	0.00	0	0.0	0	0.0	0	0/0	39.6
COLTS	283	142	1613	50.2	5.70	6	2.1	10	3.5	53t	20/174	60.0
OPPONENTS	246	138	1920	56.1	7.80	18	7.3	5	2.0	55t	11/97	97.3



RECORDS

1983

RECORD: 7-9 COACH: FRANK KUSH
FOURTH – AFC EASTERN DIVISION

HOME: 3-5 AWAY: 4-4

DIV: 3-5 CONF: 5-9 NCONF: 2-0

PRESEASON (2-2)

DATE	RESULTS	OPPONENT	ATTENDANCE
8/4	W 15-0	@ Houston	42,359
8/13	W 10-7	@ Minnesota	56,061
8/20	L 14-27	@ NY Giants	32,205
8/26	L 7-10	@ Atlanta	37,420

REGULAR SEASON (7-9)

DATE	RESULTS	OPPONENT	ATTENDANCE
9/4	W 29-23 OT	@ New England	45,526
9/11	L 10-17	DENVER	52,613
9/18	L 23-28	@ Buffalo	40,937
9/25	W 22-19 OT	CHICAGO	36,708
10/2	W 34-31	@ Cincinnati	48,104
10/9	W 12-7	NEW ENGLAND	37,013
10/16	L 7-30	BUFFALO	39,765
10/23	L 7-21	MIAMI	45,768
10/30	W 22-21	@ Philadelphia	59,150
11/6	W 17-14	@ New York Jets	53,323
11/13	L 13-24	PITTSBURGH	61,479
11/20	L 0-37	@ Miami	54,482
11/27	L 23-41	@ Cleveland	65,812
12/4	L 6-10	NEW YORK JETS	35,462
12/11	L 19-21	@ Denver	74,854
12/18	W 20-10	HOUSTON	27,934

TEAM STATISTICS

	COLTS	OPP
TOTAL FIRST DOWNS	272	321
Rushing	146	123
Passing	110	166
Penalty	16	32
3rd Dwn. M/A/Pct.	77/226/34.1	83/203/40.9
4th Dwn. M/A/Pct.	4/9/44.4	5/10/50.0
TOTAL NET YARDS	5018	5640
Avg. Per Game	313.6	352.5
Total Plays	1025	1045
Avg. Per Play	4.9	5.4
NET YARDS RUSHING	2695	2118
Avg. Per Game	168.4	132.4
Total Rushes	601	516
NET YARDS PASSING	2323	3522
Avg. Per Game	145.2	220.1
Tackled/Yards Lost	47/340	41/310
Gross Yards	2663	3832
Att./Completions	377/188	488/281
Completion Pct.	49.9	57.6
Had Intercepted	22	20
PUNTS/AVERAGE	91/45.3	80/41.6
NET PUNTING AVG.	36.3	37.2
PENALTIES/YARDS	120/986	79/687
FUMBLES/BALL LOST	32/11	29/16
TOUCHDOWNS	25	45
Rushing	10	13
Passing	12	31
Defense/Kicking	2/1	0/1
TIME OF POSSESSION	29:37	30:23

SCORE BY PERIODS	1	2	3	4	OT	TOTAL
COLTS	44	86	57	68	9	264
OPPONENTS	62	136	52	102	0	354

SCORING	TDR	TDP	TDR/T	PAT	FG	S	TP
Allegre			22-24	30-35			112
Dickey	4	3					42
McMillan	5	1					36
Henry	4						24
Butler	3						18
Anderson, L.			1				6
Cooks			1				6
Moore	1						6
Anderson, K.			1				6
Beach			1				6
Thompson						1	2
COLTS	10	12	3	22-24	30-35	1	264
OPPONENTS	13	31	1	42-45	14-23	0	354

FGS	1-19	20-29	30-39	40-49	50+	TOT.
Allegre	1-1	4-5	11-12	10-12	4-5	30-35
COLTS	1-1	4-5	11-12	10-12	4-5	30-35
OPP.	1-1	4-5	4-6	5-8	0-3	14-23

Allegre: (25.52.33) (32) (28.49.45) (37.47.45.33) (19.53) (52) (36) (1) (38.39.37.42.27.30) (42) (46.46.37) (1) (31) (26.41) (42.55.41.26.64) (48.37)

OPP.: (36.33.39) (42) (50) (45.49.21) (19) (41) (50.23.40.30) (1) (62) (49) (42.28) (42) (26.27) (31) (1) (34)

RUSHING	NO.	YDS.	AVG.	LG	TD
Dickey	254	1122	4.4	56	4
McMillan	198	802	4.1	39t	5
Pagel	54	441	8.2	33	0
Moore	57	205	3.6	13	1
Williams	28	77	2.8	13	0
Reed	2	27	13.5	18	0
Dixon	5	14	2.8	7	0
Stark	1	8	8.0	8	0
Herrmann	1	0	0.0	0	0
Krauss	1	-1	-1.0	-1	0
COLTS	601	2695	4.5	56	10
OPPONENTS	516	2118	4.1	77	13

RECEIVING	NO.	YDS.	AVG.	LG	TD
Henry	30	416	13.9	40t	4
Porter, T.	28	384	13.7	38	0
Bouza	25	385	15.4	26	0
Sherwin	25	358	14.3	30	0
Dickey	24	483	20.1	72t	3
McMillan	24	195	8.1	25	1
Butler	10	207	20.7	60	3
Oatis	6	93	15.5	25	0
Moore	6	38	6.3	16	0
Beach	5	56	11.2	16	1
Williams	4	46	11.5	19	0
Dixon	1	2	2.0	2	0
COLTS	188	2663	14.2	72t	12
OPPONENTS	281	3832	13.6	85t	31

INTERCEPTIONS NO.	YDS.	AVG.	LG	TD	
Hatchett	4	36	9.0	25	0
Glasgow	3	35	11.7	18	0
Anderson, K.	2	81	40.5	71t	1
Bracelin	2	19	9.5	19	0
Delaney	2	16	8.0	11	0
Burroughs	2	8	4.0	8	0
Randle	1	41	41.0	41	0
Williams, K.	1	32	32.0	32	0
Maxwell	1	31	31.0	31	0
Cooks	1	15	15.0	15	0
Anderson, L.	1	0	0.0	0	0
COLTS	20	314	15.7	71t	1
OPPONENTS	22	117	5.3	34	0

PUNTING NO.	YDS.	AVG.	TB	IN20	LG	BLK.	
Stark	91	4124	45.3	9	20	68	0
COLTS	91	4124	45.3	9	20	68	0
OPPONENTS	80	3329	41.6	3	27	64	0

PUNT RETURNS NO.	FC	YDS.	AVG.	LG	TD	
Anderson, L.	20	4	138	6.9	20	0
Porter, R.	14	5	104	7.4	56	0
Williams, K.	9	4	43	4.8	13	0
Glasgow	1	1	9	9.0	9	0
COLTS	44	14	294	6.7	50	0
OPPONENTS	55	7	642	11.7	60t	1

KICKOFF	NO.	YDS.	AVG.	LG	TD
Williams, K.	20	494	24.7	90	0
Porter, R.	18	336	18.7	28	0
Anderson, L.	18	309	17.2	26	0
Dixon	2	23	11.5	14	0
Moore	2	40	20.0	23	0
Bouza	1	4	4.0	4	0
Beach	1	0	0.0	0	0
COLTS	62	1198	19.3	90	0
OPPONENTS	61	1138	18.7	38	0

SACKS: Colts 41.0; Opponents 47.0; Maxwell 11-9.0; Bracelin 5.5-50.5; Wisniewski 5-41; Cooks 5-33; Thompson 4-27; Ballard 2-7; Waechter 1.5-13.5; Parker 1.5-13; Odom 1-11; Krauss 1-9; Glasgow 1-6; K. Williams 1-3; Shiver 1-2; K. Anderson 5-4

USUAL STARTERS PRO BOWLERS IN BOLDFACE

OFFENSE	DEFENSE
WR Matt Bouza,	LDE Donnell Thompson
Tracy Porter	NT Leo Wisniewski
LT Karl Baldischwiler	RDE Steve Parker
LG Chris Hinton	L0LB Greg Bracelin
C Ray Donaldson	LLB Johnnie Cooks
RG Steve Wright	RILB Barry Krauss
RT Jeff Hart	ROLB Vernon Maxwell
TE Tim Sherwin	LCB James Burroughs
WR Ray Butler,	RCB Derrick Hatchett,
Bernard Henry	Tate Randle
QB Mike Pagel	SS Larry Anderson
RB Curtis Dickey	FS Nestby Glasgow
RB Randy McMillan	

PASSING	ATT.	COMP.	YDS.	PCT.	AVG./ATT.	TD	TD%	INT.	INT%	LG	SACKED	RATING
Pagel	328	163	2353	49.7	7.17	12	3.7	17	5.2	72t	40/278	64.0
Herrmann	36	18	256	50.0	7.11	0	0.0	3	8.3	35t	7/62	38.8
Reed	10	6	34	60.0	3.40	0	0.0	1	10.0	16t	0/0	26.7
Taylor	2	1	20	50.0	10.00	0	0.0	1	0.0	20t	0/0	45.8
Stark	1	0	0	0.0	0.00	0	0.0	0	0.0	0	0/0	39.6
COLTS	377	188	2663	49.9	7.06	12	3.2	22	5.8	72t	47/340	59.4
OPPONENTS	488	281	3832	57.6	7.85	31	6.4	20	4.0	85t	41/310	87.4



1984

RECORD: 4-12 COACH: FRANK KUSH (15), HAL HUNTER (1)

FOURTH – AFC EASTERN DIVISION

HOME: 2-6 AWAY: 2-6

DIV: 2-6 CONF: 4-8 NCONF: 0-4

PRESEASON (1-3)				
DATE	RESULTS	OPPONENT	ATTENDANCE	
8/4	L	3-24 @ Miami	37,559	
8/11	W	26-20 NY GIANTS	60,236	
8/18	L	0-31 @ Denver	68,951	
8/25	L	17-34 @ Green Bay	54,479	

REGULAR SEASON (4-12)				
*Sellout	DATE	RESULTS	OPPONENT	ATTENDANCE
	9/2	L	14-23 NEW YORK JETS	*60,398
	9/9	W	35-21 @ Houston	43,820
	9/16	L	33-34 ST. LOUIS	*60,274
	9/23	L	7-44 @ Miami	55,413
	9/30	W	31-17 BUFFALO	*60,032
	10/7	L	7-35 WASHINGTON	*60,012
	10/14	L	7-16 @ Philadelphia	50,277
	10/21	W	17-16 PITTSBURGH	*60,026
	10/28	L	3-22 @ Dallas	58,724
	11/4	L	10-38 SAN DIEGO	*60,143
	11/11	W	9-5 @ New York Jets	51,066
	11/18	L	17-50 NEW ENGLAND	*60,009
	11/25	L	7-21 @ Los Angeles Raiders	40,289
	12/2	L	15-21 @ Buffalo	20,693
	12/9	L	17-35 MIAMI	*60,411
	12/16	L	10-16 @ New England	22,383

TEAM STATISTICS	COLTS	OPP
TOTAL FIRST DOWNS	254	343
Rushing	114	124
Passing	117	194
Penalty	23	25
3rd Dwn. M/A/Pct.	65/214/29.9	97/229/42.4
4th Dwn. M/A/Pct.	15/24/62.5	8/17/47.0
TOTAL NET YARDS	4132	5577
Avg. Per Game	258.3	348.6
Total Plays	979	1116
Avg. Per Play	4.2	5.0
NET YARDS RUSHING	2025	2007
Avg. Per Game	126.6	125.4
Total Rushes	510	559
NET YARDS PASSING	2107	3570
Avg. Per Game	131.7	223.1
Tackled/Yards Lost	58/436	42/320
Gross Yards	2543	3890
Att./Completions	411/206	515/298
Completion Pct.	50.1	57.9
Had Intercepted	22	18
PUNTS/AVERAGE	98/44.7	80/42.0
NET PUNTING AVG.	37.2	36.6
PENALTIES/YARDS	95/798	98/813
FUMBLES/BALL LOST	35/17	29/13
TOUCHDOWNS	28	50
Rushing	13	16
Passing	13	31
Defense/Kicking	1/1	3/0
TIME OF POSSESSION	27:24	32:36

SCORE BY PERIODS	1	2	3	4	TOTAL
COLTS	31	87	46	75	239
OPPONENTS	92	143	74	105	414

SCORING	TDR	TDP	TDRT	PAT	FG	S	TP
Allegre				14-14	11-18		47
Butler		6					36
McMillan	5						30
Biasucci				13-14	3- 5		22
Dickey	3						18
Henry		2					12
Middleton	1	1					12
Moore	2						12
Porter		2					12
Young		2					12
Kafentzis			1				6
Pagel	1						6
Schlichter	1						6
Smith			1				6
Humiston						1	2
COLTS	13	3	2	27-28	14-23	0	1239
OPPONENTS	16	31	3	47-50	21-23	0	414

FGS	1-9	20-29	30-39	40-49	50+	TOT.
Allegre	0-0	4-4	1-2	3-6	3-6	11-18
Biasucci	0-0	1-1	0-0	1-1	1-3	3-5
COLTS	0-0	5-5	1-2	4-7	4-9	14-23
OPP.	2-2	9-9	5-5	4-6	1-1	21-23

Allegre:	(0 0 0 0 0 0)	(52)	(41)	(52)	(34 54)
	(44 47)	(46 25 45)	(35 61)	(1)	(28 21) (52 54)
		(25 42)			

Biasucci:	(1 1)	(21 50)	(55)	(52 43)	(0 0 0 0 0 0 0 0 0 0)	
OPP.:	(43 29)	(1)	(47 46)	(27 44)	(23) (1)	(34 32 33)
	(53 25 43)	(19 19 24)	(23)	(27)	(28 40)	(1 0 1)
		(21 34 36)				

RUSHING	NO.	YDS.	AVG.	LG	TD
McMillan	163	705	4.3	31t	5
Dickey	131	523	4.0	30	3
Middleton	92	275	3.0	20	1
Pagel	26	149	5.7	23	1
Schlichter	19	145	7.6	22	1
Moore	38	127	3.3	18	2
Wonsley	37	111	3.0	13	0
Stark	2	0	0.0	0	0
Smith	2	-10	-5.0	-3	0
COLTS	510	2025	4.0	31t	13
OPPONENTS	559	2007	3.6	30	16

RECEIVING	NO.	YDS.	AVG.	LG	TD
Butler	43	664	15.4	74	6
Porter	39	590	15.1	63	2
Bouza	22	270	12.3	22	0
McMillan	19	201	10.6	44	0
Middleton	15	112	7.5	16	1
Young	14	164	11.7	28	2
Dickey	14	135	9.6	33	0
Sherwin	11	169	15.4	26	0
Henry	11	139	12.6	19	2
Moore	9	52	5.8	12	0
Wonsley	9	47	5.2	17	0
COLTS	206	2543	12.3	74t	13
OPPONENTS	298	3890	13.1	80t	31

INTERCEPTIONS	NO.	YDS.	AVG.	LG	TD
Daniel	6	25	4.2	18	0
Randle	3	66	22.0	54	0
Krauss	3	20	6.7	18	0
Burroughs	3	9	3.0	6	0
Kafentzis	1	59	59.0	59t	1
Glasgow	1	8	8.0	8	0
Davis	1	3	3.0	3	0
COLTS	18	190	10.6	59t	1
OPPONENTS	22	423	19.2	50	2

PUNTING NO.	YDS.	AVG.	TB	IN20	LG	BLK.
Stark	98	4383	44.7	7	21	72
COLTS	98	4383	44.7	7	21	72
OPPONENTS	80	3363	42.0	8	29	66

PUNT RETURNS	NO.	FC	YDS.	AVG.	LG	TD
Anderson	27	7	182	6.7	19	0
Glasgow	7	2	79	11.3	35	0
Bouza	3	3	17	5.7	11	0
Pajden	1	0	0	0.0	0	0
COLTS	38	12	278	7.3	35	0
OPPONENTS	62	15	600	9.7	38	0

KICKOFF RETURNS	NO.	YDS.	AVG.	LG	TD
Anderson	22	525	23.9	69	0
Smith	32	651	20.3	96t	1
Kafentzis	5	69	13.8	22	0
Wonsley	4	52	13.0	20	0
Moore	2	19	9.5	10	0
Middleton	1	11	11.0	11	0
Hathaway	1	2	2.0	2	0
Sherwin	1	2	2.0	2	0
Radachowsky	1	0	0.0	0	0
COLTS	69	1331	19.3	96t	1
OPPONENTS	42	849	20.2	45	0

SACKS: Colts 42.0; Opponents 58.0; Cooks 11.5-103; Maxwell 8.5-57; Wisniewski 7-45; Thompson 4-29; Odom 3-31; White 2-16; Bracelin 2-14; Winter 2-11; Krauss 1-8; Parker 1-6

USUAL STARTERS

OFFENSE			DEFENSE		
WR	Tracy Porter	LDE	Donnell Thompson		
LT	Chris Hinton,	NT	Leo Wisniewski		
	Steve Wright	RDE	Blaise Winter		
LG	Ben Utt	LOLB	Johnnie Cooks		
C	Ray Donaldson	LILB	Cliff Odom		
RG	Ron Solt	RILB	Barry Krauss		
RT	Jim Mills	ROLB	Vernon Maxwell		
TE	Dave Young	LCB	Preston Davis		
WR	Ray Butler	RCB	Eugene Daniel		
QB	Mike Pagel	SS	Mark Kafentzis		
RB	Curts Dickey	FS	Nesby Glasgow		
	Randy McMillan				

PASSING	ATT.	COMP.	YDS.	PCT.	AVG./ATT.	TD	TD%	INT.	INT%	LG	SACKED	RATING
Pagel	212	114	1426	53.8	6.73	8	3.8	8	3.8	54t	28/201	71.8
Schlichter	140	62	702	44.3	5.01	3	2.1	7	5.0	54t	23/170	46.2
Hermann	56	29	352	51.8	6.29	1	1.8	6	10.7	74t	7/65	37.8
Dickey	1	1	63	100.0	63.00	1	100.0	0	0.0	63t	0/0	158.3
Moore	1	0	0	0.0	0.00	0	0.0	0	0.0	0	0/0	39.6
Stark	1	0	0	0.0	0.00	0	0.0	1	100.0	0	0/0	0.0
COLTS	411	206	2543	50.1	6.19	13	3.2	22	5.4	74t	58/436	57.9
OPPONENTS	515	298	3890	57.9	7.55	31	6.0	18	3.5	80t	42/320	87.3



RECORDS

1985

RECORD: 5-11 COACH: ROD DOWHOWER

FOURTH — AFC EASTERN DIVISION

HOME: 4-4 AWAY: 1-7

DIV: 1-7 CONF: 2-10 NCONF: 3-1

PRESEASON (2-2)			
DATE	RESULTS	OPPONENT	ATTENDANCE
8/10	W 19-7	SEATTLE	60,014
8/17	W 24-13	@ Chicago	46,252
8/24	L 3-20	@ Denver	71,406
8/30	L 21-31	MINNESOTA	60,006

REGULAR SEASON (5-11)			
*Sellout			
DATE	RESULTS	OPPONENT	ATTENDANCE
9/8	L 3-45	@ Pittsburgh	57,249
9/15	L 13-30	@ Miami	53,693
9/22	W 14- 6	DETROIT	*60,042
9/29	L 20-25	@ New York Jets	61,987
10/6	W 49-17	BUFFALO	*60,003
10/13	L 10-15	DENVER	*60,128
10/20	L 9-21	@ Buffalo	28,430
10/27	W 37-10	GREEN BAY	*59,708
11/3	L 17-35	NEW YORK JETS	*59,683
11/10	L 15-34	@ New England	54,176
11/17	L 20-34	MIAMI	*59,666
11/24	L 7-20	@ Kansas City	21,762
12/1	L 31-38	NEW ENGLAND	*56,740
12/8	L 10-17	@ Chicago	59,997
12/15	W 31-23	@ Tampa Bay	25,577
12/22	W 34-16	HOUSTON	*55,818

TEAM STATISTICS	COLTS	OPP
TOTAL FIRST DOWNS	282	330
Rushing	131	124
Passing	130	192
Penalty	21	14
3rd Dwn. M/A/Pct.	81/215/37.7	103/229/45.0
4th Dwn. M/A/Pct.	12/17/70.6	10/14/71.4
TOTAL NET YARDS	5006	5599
Avg. Per Game	312.9	349.9
Total Plays	988	1079
Avg. Per Play	5.1	5.2
NET YARDS RUSHING	2439	2145
Avg. Per Game	152.4	134.1
Total Rushes	485	539
NET YARDS PASSING	2567	3454
Avg. Per Game	160.4	215.9
Tackled/Yards Lost	35/244	36/267
Good Yards	2811	3721
Att./Completions	468/235	504/275
Completion Pct.	50.2	54.6
Had Intercepted	20	16
PUNTS/AVERAGE	80/44.8	72/41.4
NET PUNTING AVG.	34.2	33.0
PENALTIES/YARDS	87/678	90/699
FUMBLES/BALL LOST	27/14	32/17
TOUCHDOWNS	39	45
Rushing	22	20
Passing	15	24
Defense/Kicking	1/1	0/1
TIME OF POSSESSION	28:49	31:11

SCORE BY PERIODS	1	2	3	4	TOTAL
COLTS	65	98	52	105	320
OPPONENTS	81	145	64	96	386

SCORING	TDR	TDP	TDR	PAT	FG	S	TP
Allegre					36-39	16-26	84
McMillan	7						42
Beach		6					36
Wonsley	6						36
Capers	1	4					30
Bentley	2						12
Bouza		2					12
Butler		2					12
Gill	2						12
Page	2						12
Kofler	1						6

COLTS	OPPONENTS	TDR	PAT	FG	S	TP
22	15	2	36-39	16-26	1	320
20	24	1	41-45	25-31	0	386

FGS	COLTS	OPP.	1-9	10-19	20-29	30-39	40-49	50+	TOT.
Allegre	0-0	9-11	5-6	2-6	0-3	0-3	16-26		16-26
COLTS	0-0	9-11	5-6	2-6	0-3	0-3	16-26		16-26
OPP.	1-1	6-8	8-8	10-12	0-2	25-31			

Allegre:	(39)	(35)	(48,51)	(40,29)	(1)	(53,28)	(41,27,38)
	(24,26)	(47,22,44)	(23)	(1)	(28,30)	(46)	(25)
	(25,30,55)	(33,21)	(1)				
OPP.:	(30,51)	(22,25,52,40)	(37,35)	(22,35,48,45)			
	(45)	(43,32,30,18,28)	(1)	(29)	(1)	(41,30)	
	(45,44,26)	(29,42)	(35)	(20)	(48,48)	(45)	

RUSHING	NO.	YDS.	AVG.	LG	TD
McMillan	190	858	4.5	38	7
Wonsley	138	716	5.2	36	6
Bentley	54	288	5.3	26t	2
Gill	45	262	5.8	67	2
Page	25	160	6.4	29	2
Middleton	13	35	2.7	13	1
Dickey	9	34	3.8	11	0
Kofler	4	33	8.3	23	1
Martin	1	23	23.0	23	0
Capers	3	18	6.0	20t	1
Schlichter	2	13	6.5	9	0
Butler	1	-1	-1.0	-1	0
COLTS	485	2439	5.0	67	22
OPPONENTS	539	2145	4.0	28	20

RECEIVING	NO.	YDS.	AVG.	LG	TD
Beach	36	376	10.4	30	6
Wonsley	30	257	8.6	26	0
Bouza	27	381	14.1	40	2
Capers	25	438	17.5	80t	4
Boyer	25	274	11.0	33	0
McMillan	22	115	5.2	17	0
Butler	19	345	18.2	72t	2
Martin	11	85	7.7	16	0
Bentley	10	128	12.8	22	0
Williams	9	175	19.4	30	1
Sherwin	5	64	12.8	29	0
Middleton	5	54	10.8	34	0
Gill	5	52	10.4	20	0
Dickey	3	30	10.0	11	0
Henry	2	31	15.5	16	0
Page	1	6	6.0	6	0
COLTS	235	2811	12.0	80t	15
OPPONENTS	275	3721	13.5	59	24

INTERCEPTIONS	NO.	YDS.	AVG.	LG	TD
Daniel	8	53	6.6	29	0
Davis	2	14	7.0	7	0
Cooks	1	7	7.0	7	0
Anderson	1	1	1.0	1	0
Bickett	1	0	0.0	0	0
Krauss	1	0	0.0	0	0
Randle	1	0	0.0	0	0
Young	1	0	0.0	0	0
COLTS	16	75	4.7	29	0
OPPONENTS	20	232	11.6	41	0

PUNTING NO.	YDS.	AVG.	TB	IN20	LG	BLK.
Stark	78	3584	45.9	14	12	68
COLTS	80	3584	44.8	14	12	68
OPPONENTS	72	2982	41.4	8	19	64

PUNT RETURNS	NO.	FC	YDS.	AVG.	LG	TD
Martin	40	7	443	11.1	70t	1
Daniel	1	1	6	6.0	6	0
Lowry	1	0	0	0.0	0	0
Young	0	1	0	0.0	0	0
COLTS	42	9	449	10.7	70t	1
OPPONENTS	43	8	572	13.3	77t	1

KICKOFF RETURNS	NO.	YDS.	AVG.	LG	TD
Bentley	27	674	25.0	48	0
Martin	32	638	19.9	36	0
Williams	3	44	14.7	21	0
Middleton	1	20	20.0	20	0
Young	2	15	7.5	17	0
Gill	1	6	6.0	6	0
Lee	1	6	6.0	6	0
COLTS	67	1403	20.9	48	0
OPPONENTS	59	1189	20.2	47	0

SACKS: Colts 36.0; Opponents 35.0; Bickett 6-44; Virkus 5-45; Cooks 5-36; Scott 5-32; Thompson 4-24; Smith 3-8; Glasgow 2-20; Odum 2-14; White 1-14; Lee 1-13; Krauss 1-12; Broughton 1-5

USUAL STARTERS

PRO BOWLERS IN BOLDFACE

OFFENSE	DEFENSE
WR Wayne Capers	LDE Donnell Thompson
LG Chris Hinton	NT Brad White
LT Ben Utt	RE Chris Scott
C Ray Donaldson	LOLB Johnie Cooks
RG Ron Solt	LILB Cliff Odum
RT Karl Baldischwieler	RILB Barry Krauss
TE Pat Beach	COLB Duane Bickett
WR/TE Ray Butler,	RILB Preston Davis
Mark Boyer	RCB Eugene Daniel
QB Mike Pagel	SS Nesby Glasgow
RB Randy McMillan,	FS Anthony Young
RB George Wonsley	P Rohn Stark

PASSING	ATT.	COMP.	YDS.	PCT.	AVG./ATT.	TD	TD%	INT.	INT%	LG	SACKED	RATING
Page	393	199	2414	50.5	6.13	14	3.6	15	3.8	80t	25/180	66.0
Kofler	45	23	284	47.9	5.92	1	2.1	3	6.3	33t	8/58	47.5
Schlichter	28	12	107	48.0	4.28	0	0.0	2	8.0	16t	2/6	26.7
Bentley	1	1	6	100.0	6.00	0	0.0	0	0.0	6t	0/0	158.3
Stark	1	0	0	0.0	0.00	0	0.0	0	0.0	0	0/0	0.0
COLTS	468	235	2811	50.2	6.00	15	3.2	20	4.3	80t	35/244	61.6
OPPONENTS	504	275	3721	54.6	7.38	24	4.8	16	3.2	59t	36/267	81.1



RECORDS

1986

RECORD: 3-13 COACH: ROD DOWHWOR (13), RON MEYER (3)

FIFTH – AFC EASTERN DIVISION

HOME: 1-7 AWAY: 2-6

DIV: 1-7 CONF: 2-10 NCONF: 1-3

PRESEASON (1-3)			
DATE	RESULTS	OPPONENT	ATTENDANCE
8/8	L 14-21	@ Seattle	55,443
8/16	L 21-38	@ Chicago	66,030
8/23	W 20-13	DETROIT	57,921
8/30	L 20-23	MINNESOTA	57,969

REGULAR SEASON (3-13)			
*Sellout			
DATE	RESULTS	OPPONENT	ATTENDANCE
9/7	L 3-33	@ New England	55,208
9/14	L 10-30	@ Miami	51,848
9/21	L 7-24	LOS ANGELES RAMS	*59,012
9/28	L 7-26	NEW YORK JETS	56,075
10/5	L 14-35	@ San Francisco	57,252
10/12	L 14-17	NEW ORLEANS	53,512
10/19	L 13-24	@ Buffalo	50,050
10/26	L 13-17	MIAMI	*58,350
11/2	L 9-24	CLEVELAND	*57,962
11/9	L 21-30	NEW ENGLAND	*56,890
11/16	L 16-31	@ New York Jets	65,149
11/23	L 17-31	@ Houston	31,792
11/30	L 3-17	SAN DIEGO	47,950
12/7	W 28-23	@ Atlanta	30,397
12/14	W 24-14	BUFFALO	52,783
12/21	W 30-24	@ Los Angeles Raiders	41,349

TEAM STATISTICS		COLTS	OPP
TOTAL FIRST DOWNS			
Rushing		278	324
Passing		77	133
Penalty		173	185
3rd Dwn. M/A/Pct.	78/225/34.7	86/206/41.7	
4th Dwn. M/A/Pct.	10/29/34.5	1/5/20.0	
TOTAL NET YARDS			
Avg. Per Game		4700	5701
Total Plays		293.8	356.3
Avg. Per Play		1046	1051
NET YARDS RUSHING		4.5	5.4
Avg. Per Game		1491	1962
Total Rushes		93.2	122.6
NET YARDS PASSING		407	517
Avg. Per Game		3209	3739
Tackled/Yards Lost		200.6	233.7
Gross Yards		53/406	24/194
Att./Completions		3615	3933
Completion Pct.		586/300	510/306
Had Intercepted		51.2	60.0
PUNTS/AVERAGE		24	16
NET PUNTING AVG.		81/44.7	67/40.7
PENALTIES/YARDS		36.9	35.5
FUMBLES/BALL LOST		99/880	100/728
TOUCHDOWNS		41/20	41/19
Rushing		27	47
Passing		10	14
Defense/Kicking		16	2/1
DEFENSE/KICKING		0/1	4/8
TIME OF POSSESSION		29:12	30:48

SCORE BY PERIODS					
	1	2	3	4	TOTAL
COLTS	51	41	55	82	229
OPPONENTS	123	101	106	70	400

PASSING	ATT.	COMP.	YDS.	PCT.	AVG./ATT.	TD	TD%
Trudeau	417	204	2225	48.9	5.34	8	1.9
Hogeboom	144	85	1154	59.0	8.01	6	4.2
Kiel	25	11	236	44.0	9.44	2	8.0
Bentley	0	0	0	0.0	0.0	0	0.0
COLTS	586	300	3615	51.2	6.17	16	2.7
OPPONENTS	510	306	3933	60.0	7.71	28	5.5

	SCORING	TDR	TPD	TDRT	PAT	FG	S	TP
Biasucci					26-27	13-25		65
Brooks				8				48
Bouza				5				30
Bentley		3						18
McMillan		3						18
Hogeboom		1						6
Trudeau		1						6
Wonsley		1						6
Gill		1						6
Daniel			1					6
Boyer			1					6
Beach			1					6
Sherwin			1					6
Leiding						1	2	6
COLTS	10	16	1	26-27	13-25	1	229	
OPPONENTS	14	28	5	46-47	24-35	0	400	
FGS	1-19	20-29	30-39	40-49	50+	TOT.		
Biasucci	0-0	4-4	2-5	5-8	2-8	13-25		
COLTS	0-0	4-4	2-5	5-8	2-8	13-25		
OPP.	2-2	7-8	9-13	6-10	0-2	24-35		
Biasucci: (25,56) (23) (60) (48) (149,54) (37,46,44)								
(39,45) (40) (1) (56,54) (37) (40,27) (52)								
(32,30,52) (52,40,20)								
OPP.: (38,39,49,25) (27,45) (46) (34,48,47,24)								
(30,46) (37,50,46) (29,37) (51,38)								
(38,31,24) (32) (34,32) (19,43,26)								
(19,45,26) (46) (20,32)								

	RUSHING	NO.	YDS.	AVG.	LG	TD
McMillan	189	609	3.2	28	3	
Bentley	73	351	4.8	70t	3	
Gill	53	228	4.3	18	1	
Wonsley	60	214	3.6	46	1	
Trudeau	13	21	1.6	8	1	
Kiel	3	20	6.7	9	0	
Hogeboom	10	20	2.0	6	1	
Bouza	1	12	12.0	12	0	
Capers	1	11	11.0	11	0	
Brooks	4	5	1.3	12	0	
COLTS	407	1491	3.7	70t	10	
OPPONENTS	517	1962	3.8	40	14	

	RECEIVING	NO.	YDS.	AVG.	LG	TD
Bouza	71	830	11.7	33	5	
Brooks	65	1131	17.4	84t	8	
McMillan	34	289	8.5	45	0	
Beach	25	265	10.6	26	1	
Bentley	25	230	9.2	38	0	
Boyer	22	237	10.8	38	1	
Wonsley	16	175	10.9	60	0	
Gill	16	137	8.6	15	0	
Capers	9	118	13.1	27	0	
LaFleur	7	56	8.0	11	0	
Harbour	4	46	11.5	28	0	
Sherwin	3	26	8.7	15	1	
Murray	2	34	17.0	24	0	
Martin	1	41	41.0	41	0	
COLTS	300	3615	12.1	84t	16	
OPPONENTS	306	3933	12.9	72t	28	

	INTERCEPTIONS	NO.	YDS.	AVG.	LG	TD
Coleman	4	36	9.0	31	0	
Hicks	2	16	8.0	16	0	
Bickett	2	10	5.0	10	0	
Daniel, E.	2	6	3.0	3	0	
Daniel, K.	2	5	2.5	5	0	
Holt	1	80	80.0	80	0	
Hand	1	8	8.0	8	0	
Armstrong	1	4	4.0	4	0	
Cooks	1	1	1.0	1	0	
COLTS	16	166	10.4	80	0	
OPPONENTS	24	310	12.9	40	2	

	PUNTING NO.	YDS.	AVG.	TB	IN20	LG	BLK.
Stark	76	3432	45.2	5	23	63	0
Kiel	5	190	38.0	0	0	43	0
COLTS	81	3622	44.7	5	23	63	0
OPPONENTS	67	2725	40.7	4	21	60	1

	PUNT RETURNS	NO.	FC	YDS.	AVG.	LG	TD
Bentley	18	7	141	7.8	18	0	
Martin	17	5	109	6.4	25	0	
Jackson	0	1	0	0.0	0	0	
COLTS	35	13	250	7.1	25	0	
OPPONENTS	52	5	533	10.3	71t	1	

	KICKOFFS	NO.	YDS.	AVG.	LG	TD
Bentley	32	687	21.5	37	0	
Martin	21	385	18.3	27	0	
Brooks	8	143	17.9	24	0	
Daniel, K.	5	109	21.8	30	0	
Gill	5	73	14.6	28	0	
Wonsley	2	31	15.5	20	0	
Williams	1	15	15.0	15	0	
COLTS	74	1443	19.5	37	0	
OPPONENTS	43	827	19.2	41	0	

SACKS: Colts 24.0; Opponents 53.0; Bickett 6-58; Hand 5-32; Thompson 4-18.5; Armstrong 3-21; Ahrens 2-26; Cooks 1-13; Odom 1-10; Broughton 1-9; Kellar 1-6.5

USUAL STARTERS

PRO BOWLERS IN BOLDFACE

	OFFENSE		DEFENSE
WR	Bill Brooks	LDE	Donnell Thompson
LT	Chris Hinton	NT	Willie Broughton,
LG	Ben Utt	RT	Scott Kellar
C	Ray Donaldson	RDE	Jon Hand
RG	Ron Solt	LOLB	Johnnie Cooks
RT	Kevin Call	LILB	Cliff Odom
TE	Pat Beach	RILB	Dave Ahrens
WR	Matt Bouza	ROLB	Duane Bickett
QB	Jack Trudeau	LCB	Leonard Coleman
RB	Randy McMillan	RCB	Eugene Daniel
TE/RB	Mark Boyer,	SS	Nesby Glasgow
George Wonsley	FS	Dwight Hicks,	
		Tate Randle	
	P	Robn Stark	

	INT.	INT%	LG	SACKED	RATING
18	4.3	84t	29/213	53.6	
6	4.2	60t	18/144	81.2	
0	0.0	50t	5/42	104.8	
0	0.0	0	1/7	0.0	
24	4.1	84t	53/406	62.5	
16	3.1	72t	24/194	89.6	



RECORDS

1987

RECORD: 9-6 COACH: RON MEYER
FIRST – AFC EASTERN DIVISION

HOME: 4-4 AWAY: 5-2

DIV: 5-3 CONF: 8-6 NCONF: 1-0

PRESEASON (3-1)			
DATE	RESULTS	OPPONENT	ATTENDANCE
8/15	W 22-19	@ Detroit	45,753
8/22	L 13-37	@ Minnesota	49,304
8/29	W 17-6	HOUSTON	51,975
9/5	W 23-16	TAMPA BAY	50,111

REGULAR SEASON (9-6)			
*Sellout			
DATE	RESULTS	OPPONENT	ATTENDANCE
9/13	L 21-23	CINCINNATI	59,387
9/20	L 10-23	MIAMI	57,524
9/27		@ St. Louis	Canceled
10/4	W 47-6	@ Buffalo	9,860
10/11	W 6-0	NEW YORK JETS	34,927
10/18	L 7-21	@ Pittsburgh	34,627
10/25	W 30-16	NEW ENGLAND	48,850
11/1	W 19-14	@ New York Jets	60,863
11/8	L 13-16	SAN DIEGO	60,459
11/15	W 40-21	@ Miami	65,433
11/22	L 0-24	@ New England	59,906
11/29	W 51-27	HOUSTON	54,999
12/6	W 9-7	@ Cleveland	70,661
12/13	L 3-27	BUFFALO	60,253
12/20	W 20-7	@ San Diego	46,211
12/27	W 24-5	TAMPA BAY	*60,468
1/9	L 21-38	@ Cleveland	79,838

TEAM STATISTICS	COLTS	OPP
TOTAL FIRST DOWNS	285	276
Rushing	122	97
Passing	138	161
Penalty	25	18
3rd Dwn. M/A/Pct.	70/201/34.8	85/218/39.0
4th Dwn. M/A/Pct.	7/16/43.8	5/13/38.5
TOTAL NET YARDS	4995	4550
Avg. Per Game	333.0	303.3
Total Plays	968	1003
Avg. Per Play	5.2	4.5
NET YARDS RUSHING	2143	1790
Avg. Per Game	142.9	119.3
Total Rushes	497	463
NET YARDS PASSING	2852	2760
Avg. Per Game	190.1	184.0
Tackled/Yards Lost	24/190	39/313
Gross Yards	3042	3073
Att./Completions	447/255	501/250
Completion Pct.	57.0	49.9
Had Intercepted	16	20
PUNTS/AVERAGE	78/37.7	82/37.2
NET PUNTING AVG.	30.8	31.0
PENALTIES/YARDS	90/742	85/689
FUMBLES/BALL LOST	36/18	43/25
TOUCHDOWNS	31	28
Rushing	14	6
Passing	16	19
Defense/Kicking	1/0	2/1
TIME OF POSSESSION	30:10	29:50

SCORE BY PERIODS	1	2	3	4	TOTAL
COLTS	48	120	61	71	300
OPPONENTS	61	52	48	77	238

SCORING	TDR	TDP	TDR1	PAT	FG	S	TP
Biasucci	7	2	24-24	24-27			96
Bentley		4					54
Dickerson	5	2					30
Bouza		4					24
Brooks		3					18
Murray		3					18
Jordan			7-7		3-5		16
Noble		2					12
Brown	1						6
Jones		1					6
Sherwin		1					6
Thompson			1				6
Wonsley	1						6
Leiding						1	2
COLTS	14	16	1	31-31	27-32	1	300
OPPONENTS	6	19	3	25-28	15-27	0	238
FGS	1-19	20-29	30-39	40-49	50+	TOT.	
Biasucci	0-0	5-6	12-12	6-7	1-2	24-27	
Jordan	0-0	1-1	2-2	0-2	0-0	3-5	
COLTS	0-0	6-7	14-14	6-9	1-2	27-32	
OPP.	0-0	4-5	8-13	3-7	0-2	15-27	
Biasucci:	(1/50)	(1/1)	(48/38/24)	(36/28/45/38/33)	(37/27/53)	(22/32/25/23)	(46)
Jordan:	(0/1)	(36)	(35/25/42/42)	(0/1/0/0/0/0/0/0/0)	(0/1)	(42/37/39)	(1)
OPP.:	(42/20)	(27)	(1/46/33)	(29)	(38/31/49)	(1)	(42/37/39)
							(52/38/47/37)

RUSHING	NO.	YDS.	AVG.	LG	TD
Dickerson	223	1011	4.5	53	5
Bentley	142	631	4.4	17†	7
Banks	50	245	4.9	35	0
Brown	19	85	4.5	18	1
Wonsley	18	71	3.9	12	1
McLemore	17	58	3.4	9	0
Kiel	4	30	7.5	16	0
Trudeau	15	7	0.5	9	0
Hogeboom	3	3	1.0	2	0
Carnier	2	3	1.5	3	0
Nugent	2	1	0.5	3	0
Brooks	2	-2	-1.0	1	0
COLTS	497	2143	4.3	53	14
OPPONENTS	463	1790	3.9	51	6

RECEIVING	NO.	YDS.	AVG.	LG	TD
Brooks	51	722	14.2	52†	3
Bouza	42	569	13.5	44†	4
Bentley	34	447	13.1	72†	2
Beach	28	239	8.5	16	0
Murray	20	339	17.0	43	3
Dickerson	13	133	10.2	28	0
Noble	10	78	7.8	18	2
Boyer	10	73	7.3	15	0
Sherwin	9	86	9.6	32	1
Banks	9	50	5.6	18	0
Bellini	5	69	13.8	19	0
Wonsley	5	48	9.6	16	0
Brandes	5	35	7.0	13	0
Kearse	3	56	18.7	21	0
Hawthorne	3	41	13.7	21	0
Jones	3	25	8.3	13	1
McLemore	2	9	2.5	5	0
Johnson	1	15	15.0	15	0
Bryant	1	12	12.0	12	0
Utt	1	-4	-4.0	-4	0
COLTS	255	3042	11.9	72†	16
OPPONENTS	250	3073	12.3	61†	19

INTERCEPTIONS	NO.	YDS.	AVG.	LG	TD
Prior	6	57	9.5	38	0
Tullis	3	0	0.0	0	0
Robinson	2	86	43.0	68	0
Daniel	2	34	17.0	34	0
Jones	2	26	13.0	23	0
Davis	1	7	7.0	7	0
Cooks	1	2	2.0	2	0
Curry	1	0	0.0	0	0
Glasgow	1	0	0.0	0	0
Perryman	1	0	0.0	0	0
COLTS	20	212	10.6	68	0
OPPONENTS	16	181	11.3	45†	1

PUNTING	NO.	YDS.	AVG.	TB	IN20	LG	BLK.
Stark	61	2440	40.0	7	12	63	2
Kiel	12	440	36.7	1	3	50	0
Colquitt	2	61	30.5	0	0	33	1
COLTS	78	2941	37.7	8	15	63	3
OPPONENTS	82	3048	37.2	15	15	57	3

PUNT RETURNS	NO.	FC	YDS.	AVG.	LG	TD
Brooks	22	9	136	6.2	17	0
Johnson	9	2	42	4.7	12	0
Tullis	4	1	27	6.8	10	0
Simmons	2	0	5	2.5	5	0
Ahrens	1	0	0	0.0	0	0
COLTS	38	12	210	5.5	17	0
OPPONENTS	39	9	376	9.6	28	0

KICKOFF RETURNS	NO.	YDS.	AVG.	LG	TD
Bentley	22	500	22.7	45	0
Daniel	10	225	22.5	29	0
Wright	10	187	18.7	27	0
Johnson	6	98	16.3	28	0
Prior	3	47	15.7	22	0
Noble	2	35	17.5	18	0
Wonsley	1	19	19.0	19	0
Perryman	1	4	4.0	4	0
COLTS	55	1115	20.3	45	0
OPPONENTS	60	1068	17.8	40	0

SACKS: Colts 39.0; Opponents 24.0; Bickett 8-62; Thompson 5-42; Cooks 5-40; Darby 3-24; Thorp 3-17; Krauss 2-18; Wright 1-16; Hand 1-14; Mattiace 1-13; Prior 1-11; Elko 1-10; Benjamin 1-9; Perryman 1-9; Glasgow 1-8; Chatman 1-7; Bulluck 1-6; Leiding 1-4; Grimsley 1-3; Sally 1-0

USUAL STARTERS

PRO BOWLERS IN BOLDFACE			
OFFENSE		DEFENSE	
WR	Bill Brooks	LDE	Donnell Thompson
LT	Chris Hinton	NT	Jerome Sally
LG	Ben Utt	RDE	Jon Hand
C	Ray Donaldson	LOLB	Johnie Cooks
RG	Ron Solt	LILB	Cliff Odum
RT	Kevin Call	RILB	Barry Krauss
TE	Pat Beach	ROLB	Duane Bickett
WR	Matt Bouza	LCB	Willie Tullis
QB	Jack Trudeau,	RCB	Eugene Daniel
	Gary Hogeboom	SS	Nesby Glasgow
RB	Eric Dickerson	FS	Freddie Robinson,
TE/RB	Tim Sherwin,		Mike Prior
	Albert Bentley	K	Dean Biasucci

PASSING	ATT.	COMP.	YDS.	PCT.	AVG./ATT.	TD	TD%
Trudeau	229	128	1587	55.9	6.93	6	2.6
Hogeboom	168	99	1145	58.9	6.82	9	5.4
Kiel	33	17	195	51.5	5.91	1	3.0
Salisbury	12	8	68	66.7	5.67	0	0.0
Nugent	5	3	47	60.0	9.40	0	0.0
COLTS	447	255	3042	57.0	6.81	16	3.6
OPPONENTS	501	250	3073	49.9	6.13	19	3.8

INT.	INT%	LG	SACKED	RATING
6	2.6	55†	13/100	75.4
5	3.0	67†	8/63	85.0
3	9.1	21†	0/0	41.9
2	16.7	11†	2/18	41.7
0	0.0	21†	1/9	91.3
16	3.6	72†	24/190	75.0
20	4.0	61†	39/313	65.2



RECORDS

1988

**RECORD: 9-7 COACH: RON MEYER
SECOND - AFC EASTERN DIVISION**

HOME: 6-2 AWAY: 3-5

DIV: 5-3 CONF: 7-5 NCONF: 2-2

PRESEASON (3-1)			
DATE	RESULTS	OPPONENT	ATTENDANCE
8/6	W	@ Tampa Bay	44,258
8/13	W	GREEN BAY	53,720
8/20	W	NEW ORLEANS	54,117
8/25	L	@ Denver	73,957

REGULAR SEASON (9-7)			
*Sellout			
DATE	RESULTS	OPPONENT	ATTENDANCE
9/4	L	14-17 OT HOUSTON	57,251
9/11	L	13-17 CHICAGO	*60,503
9/19	L	17-23 @ Cleveland	75,148
9/25	W	15-13 MIAMI	*59,638
10/2	L	17-21 @ New England	58,050
10/9	L	23-34 @ Buffalo	76,018
10/16	W	35-31 TAMPA BAY	53,135
10/23	W	16-0 @ San Diego	37,322
10/31	W	55-23 DENVER	*60,544
11/6	W	38-14 NEW YORK JETS	59,233
11/13	W	20-13 @ Green Bay	53,492
11/20	L	3-12 @ Minnesota	58,342
11/27	W	24-21 NEW ENGLAND	*58,157
12/4	W	31-28 @ Miami	45,236
12/10	L	16-34 @ New York Jets	46,284
12/18	W	17-14 BUFFALO	*59,908

TEAM STATISTICS		
TOTAL FIRST DOWNS	COLTS	OPP
Rushing	311	315
Passing	153	109
Penalty	130	184
3rd Dwn. M/A/Pct.	64/186/34.4	88/204/43.1
4th Dwn. M/A/Pct.	11/20/55.0	9/16/56.3
TOTAL NET YARDS	4870	5296
Avg. Per Game	304.4	331.0
Total Rushes	982	1016
Avg. Per Play	5.0	5.2
NET YARDS RUSHING	2249	1694
Avg. Per Game	140.6	105.9
Avg. Per Play	5.45	4.47
NET YARDS PASSING	2621	3602
Avg. Per Game	163.8	225.1
Tackled/Yards Lost	34/244	30/201
Gross Yards	2865	3803
Att./Completions	403/222	539/321
Completion Pct.	55.1	59.6
Had Intercepted	22	15
PUNTS/AVERAGE	64/43.5	68/39.4
NET PUNTING AVG.	34.5	33.6
PENALTIES/YARDS	89/657	118/965
FUMBLES/BALL LOST	20/8	32/20
TOUCHDOWNS	40	38
Rushing	23	14
Passing	15	21
Defense/Kicking	1/1	1/2
TIME OF POSSESSION	30:19	29:41

SCORE BY PERIODS						
COLTS	1	2	3	4	OT TOTAL	
COLTS	77	135	61	0	354	
OPPONENTS	55	88	48	121	3	315

SCORING		TDR	TDP	TDRT	PAT	FG	S	TP
Biasucci	14	1			39-40	25-32	114	90
Dickerson	4	1					30	24
Verdin	4	1					34	20
Bouza	2	1					18	18
Bentley	3	3					18	18
Brooks	3	3					18	18
Chandler	2	2					12	12
Boyer	2	2					6	6
Turner	2	2					6	6
Daniel	1		1				12	12
Hogebloom	1						6	6
Wonsley	1						6	6
COLTS	23	15	2	39-40	25-32	0	354	315
OPPONENTS	14	21	3	36-38	17-25	0	315	315

FGS		1-19	20-29	30-39	40-49	50+	TOT.
Biasucci	0-0	8-8	5-6	6-10	6-8	25-32	32
COLTS	0-0	8-8	5-6	6-10	6-8	25-32	32
OPP.	1-1	7-9	4-6	5-7	0-2	17-25	32

Biasucci:		(57)	(38.53)	(30)	(50.34)	(41.51)	(51.51)	(25)
		(20)	(31.49)	(40.22)	(1)	(20.44)	(51)	(31.39/27)
		(48.51)	(20.25)	(44.42)	(28)	(47)	(45)	(52.48)
OPP.:		(47.26.35)	(40.37)	(21.29.40)	(1)	(31)		(52.45.19)
		(39)	(1)	(27)	(51)	(22.20)		(25.26.30.49)
		(43.27)	(1)	(35.46)	(1)			

RUSHING		NO.	YDS.	AVG.	LG	TD
Dickerson	388	1659	4.3	41t	14	
Bentley	45	230	5.1	20	2	
Chandler	46	139	3.0	29t	3	
Verdin	8	77	9.6	44	0	
Brooks	5	62	12.4	38	0	
Wonsley	26	48	1.8	4	1	
Turner	16	42	2.6	14	2	
Hogebloom	11	-8	-0.7	6	1	
COLTS	545	2249	4.1	44	23	
OPPONENTS	447	1694	3.8	29	14	

RECEIVING		NO.	YDS.	AVG.	LG	TD
Brooks	54	867	16.1	53t	3	
Dickerson	36	377	10.5	50t	1	
Boyer	27	256	9.5	24t	2	
Bentley	26	252	9.7	21	1	
Beach	26	235	9.0	23	0	
Bouza	25	342	13.7	28	4	
Verdin	20	437	21.9	54	4	
Bellini	5	64	12.8	25	0	
Baldinger	1	37	37.0	37	0	
Hinton	1	1	1.0	1	0	
Donaldson	1	-3	-3.0	-3	0	
COLTS	222	2865	12.9	58	15	
OPPONENTS	321	3803	11.8	58	21	

INTERCEPTIONS		NO.	YDS.	AVG.	LG	TD
Tullis	4	36	9.0	20	0	
Prior	3	46	15.3	23	0	
Bickett	3	7	2.3	7	0	
Goode	2	53	26.5	35	0	
Daniel	2	44	22.0	41t	1	
Krauss	1	3	3.0	3	0	
COLTS	15	189	12.6	41t	1	
OPPONENTS	22	291	13.2	44t	1	

PUNTING NO.		YDS.	AVG.	TB	IN20	LG	BLK.
Stark	64	2784	43.5	8	15	65	0
COLTS	64	2784	43.5	8	15	65	0
OPPONENTS	68	2677	39.4	7	25	74	0

PUNT RETURNS		NO.	FC	YDS.	AVG.	LG	TD
Verdin	22	7	239	10.9	73t	1	
Brooks	3	0	15	5.0	8	0	
Prior	1	5	0	0.0	0	0	
COLTS	26	12	254	9.8	73t	1	
OPPONENTS	37	3	418	11.3	59t	1	

KICKOFF RETURNS		NO.	YDS.	AVG.	LG	TD
Bentley	39	775	19.9	40	0	
Verdin	7	145	20.7	32	0	
Banks	4	56	14.0	20	0	
Beach	1	35	35.0	35	0	
Wright	1	22	22.0	22	0	
COLTS	52	1033	19.9	40	0	
OPPONENTS	67	1480	22.1	95t	1	

SACKS: Colts 30.0; Opponents 34.0; Hand 5-34; Bickett 3.5-24; Thompson 3-30; Alston 3-22; Johnson 3-16; Darby 2-15; Armstrong 2-8; Odom 2-7; TEAM 2-16; Swoope 1-10; Herrord 1-9; Prior 1-6; Tullis 1-0; Wright 5-4

USUAL STARTERS PRO BOWLERS IN BOLDFACE

OFFENSE		DEFENSE	
WR	Bill Brooks	LDE	Donnell Thompson
LT	Chris Hinton	NT	Joe Klecko
LG	Randy Dixon	RDE	Jon Hand
C	Ray Donaldson	LOLB	O'Brien Alston
RG	Ben Utt	LILB	Freddy Young
RT	Joel Patten	RILB	Barry Krauss
TE	Pat Beach	ROLB	Duane Bickett
WR	Clarence Verdin	LCB	Willie Tullis,
QB	Chris Chandler		Chris Goode
RB	Eric Dickerson	RCB	Eugene Daniel
H-B	Mark Boyer	SSB	Freddie Robinson
		FS	Mike Prior

PASSING	ATT.	COMP.	YDS.	PCT.	AVG./ATT.	TD	TD%	INT.	INT%	LG	SACKED	RATING
Chandler	233	129	1619	55.4	6.95	8	3.4	12	5.2	54	18/128	67.2
Hogebloom	131	76	996	58.0	7.60	7	5.3	7	5.3	58	12/88	77.7
Trudeau	34	14	158	41.2	4.65	0	0.0	3	8.8	48	2/13	19.0
Turner	4	3	92	75.0	23.00	0	0.0	0	0.0	37	2/15	116.7
Bentley	1	0	0	0.0	0.00	0	0.0	0	0.0	0	0/0	39.6
COLTS	403	222	2865	55.1	7.11	15	3.7	22	5.5	58	34/244	67.3
OPPONENTS	539	321	3803	59.6	7.06	21	3.9	15	2.8	58	30/201	82.5



RECORDS

1 9 8 9

RECORD: 8-8 COACH: RON MEYER
SECOND — AFC EASTERN DIVISION

HOME: 6-2 AWAY: 2-6

DIV: 4-4 CONF: 7-5 NCONF: 1-3

PRESEASON (4-0)

DATE	RESULTS	OPPONENT	ATTENDANCE
8/12	W 31-7	@ New Orleans	57,771
8/19	W 24-23	@ Green Bay	30,218
8/29	W 30-0	TAMPA BAY	54,750
9/2	W 38-24	DENVER	55,128

REGULAR SEASON (8-8)

*Sellout

DATE	RESULTS	OPPONENT	ATTENDANCE
9/10	L 24-30	SAN FRANCISCO	*60,111
9/17	L 17-31	@ Los Angeles Rams	63,995
9/24	W 13-9	ATLANTA	57,816
10/1	W 17-10	@ New York Jets	65,542
10/8	W 37-14	BUFFALO	*58,890
10/15	L 3-14	@ Denver	74,680
10/22	W 23-12	@ Cincinnati	57,662
10/29	L 20-23 OT	NEW ENGLAND	*59,356
11/5	L 13-19	@ Miami	52,680
11/12	L 7-30	@ Buffalo	79,256
11/19	W 27-10	NEW YORK JETS	*58,236
11/26	W 10-6	SAN DIEGO	*58,822
12/3	L 16-22	@ New England	32,234
12/10	W 23-17 OT	CLEVELAND	*58,550
12/17	W 42-13	MIAMI	*55,665
12/24	L 6-41	@ New Orleans	49,009

TEAM STATISTICS

	COLTS	OPP
TOTAL FIRST DOWNS	273	336
Rushing	118	126
Passing	140	192
Penalty	15	18
3rd Dwn. M/A/Pct.	72/211/34.1	95/220/43.2
4th Dwn. M/A/Pct.	7/16/43.8	4/11/40.0
TOTAL NET YARDS	4813	5611
Avg. Per Game	300.8	350.7
Total Plays	979	1109
Avg. Per Play	4.9	5.1
NET YARDS RUSHING	1853	2077
Avg. Per Game	115.8	129.8
Total Rushes	458	507
NET YARDS PASSING	2960	3534
Avg. Per Game	185.0	220.9
Tackled/Yards Lost	28/174	46/384
Gross Yards	3134	3918
Att./Completions	493/253	556/322
Completion Pct.	51.3	57.9
Had Intercepted	17	21
PUNTS/AVERAGE	80/42.4	65/41.6
NET PUNTING YARDS	32.9	34.5
PENALTIES/YARDS	89/704	103/772
FUMBLE/BALL LOST	33/10	34/15
TOUCHDOWNS	34	29
Rushing	11	10
Passing	18	15
Defense/Kicking	2/3	2/2
TIME OF POSSESSION	27:15	32:45

SCORE BY PERIODS	1	2	3	4	OT	TOTAL
COLTS	53	66	53	120	6	298
OPPONENTS	67	82	58	91	3	301

SCORING	TDR	TDP	TORT	PAT	FG	S	TP
Biasucci				31-32	21-27		94
Dickerson	7	1					48
Bentley	1	3	1				30
Brooks		4					24
Rison		4					24
Beach		2					12
Boyer		2					12
Trudeau	2						12
Verdin		1	1				12
Chandler	1						6
Dixon			1				6
Prior			1				6
Pruitt		1					6
Taylor			1				6
COLTS	11	18	5	31-33	21-27	0	298
OPPONENTS	10	15	4	29-29	32-43	1	301

FGS	1-9	10-19	20-29	30-39	40-49	50+	TOT.
Biasucci	2-2	6-6	9-10	3-5	1-4	21-27	21-27
COLTS	2-2	6-6	9-10	3-5	1-4	21-27	
OPP.	2-2	10-10	8-12	10-17	2-2	32-43	

Biasucci:	(50,31,52)	(19)	(25,29)	(38)	(32,46,25)
	(49,55)	(27)	(32,39)	(36,48,33)	(1)
	(45,37,31)	(22)	(18)	(53,35)	(1)
OPP.:	(38,26,31)	(40)	(19,34,27)	(26)	(40)
	(30,29,23,21)	(47)	(38,48,46,51)	(18)	
	(42,40,42,32)	(46,45)	(33,44,38)		
	(40,44,37,34)	(24,50,23)	(48,39,35)		
	(43,47,44)	(21,29)			

RUSHING	NO.	YDS.	AVG.	LG	TD
Dickerson	314	1311	4.2	21t	7
Bentley	75	299	4.0	22	1
Trudeau	35	91	2.6	17	2
Chandler	7	57	8.1	23	1
Hunter	13	47	3.6	11	0
Verdin	4	39	9.8	26	0
Rison	3	18	6.0	18	0
Ramsey	4	5	1.3	3	0
Brooks	2	-3	-1.5	0	0
Stark	1	-11	-11.0	-11	0
COLTS	458	1853	4.0	26	11
OPPONENTS	507	2077	4.1	27	10

RECEIVING	NO.	YDS.	AVG.	LG	TD
Brooks	63	919	14.6	55t	4
Rison	52	820	15.8	61	4
Bentley	52	525	10.1	61	3
Dickerson	30	211	7.0	22	1
Verdin	20	381	19.1	82t	1
Beach	14	87	6.2	17	2
Boyer	11	58	5.3	15	2
Weathers	6	62	10.3	19t	0
Pruitt	5	71	14.2	40	1
COLTS	253	3134	12.4	82t	18
OPPONENTS	322	3918	12.2	58t	15

INTERCEPTIONS	NO.	YDS.	AVG.	LG	TD
Taylor	7	225	32.1	80t	1
Prior	6	88	14.7	58t	1
Banks	2	13	6.5	11	0
Young	2	2	1.0	6	0
Daniel	1	34	34.0	34	0
Plummer	1	18	18.0	18	0
Bickett	1	6	6.0	6	0
Ball	1	5	5.0	5	0
COLTS	21	391	18.6	80t	2
OPPONENTS	17	345	20.3	92t	2

PUNTING NO.	YDS.	AVG.	TB	IN20	LG	BLK.
Stark	79	3392	42.9	10	14	64
COLTS	80	3392	42.4	10	14	64
OPPONENTS	65	2702	41.6	7	19	58

PUNT RETURNS	NO.	FC	YDS.	AVG.	LG	TD
Verdin	23	5	296	12.9	49t	1
Rison	2	2	20	10.0	12	0
Washington	1	0	6	6.0	6	0
Prior	0	3	0	0.0	0	0
COLTS	26	10	322	12.4	49t	1
OPPONENTS	51	7	558	10.9	70t	1

KICKOFF

RETURNS	NO.	YDS.	AVG.	LG	TD
Verdin	19	371	19.5	29	0
Bentley	17	328	19.3	29	0
Pruitt	12	257	21.4	49	0
Rison	8	150	18.8	30	0
Hunter	4	58	14.5	19	0
COLTS	60	1164	19.4	49	0
OPPONENTS	63	1208	19.2	48	0

SACKS: Colts 46.0; Opponents 28.0; Hand 10-85; Johnson 8.5-72.5; Bickett 8-66; Thompson 7-68; Young 2-18; Herrod 2-14; McDonald 2-13; Larson 1-15; TEAM 1-14; Armstrong 1-8; Banks 1-4; Plummer 1-4; Alston 1-1; Clancy 5-1.5

USUAL STARTERS

PRO BOWLERS IN BOLDFACE

OFFENSE	DEFENSE
WR Bill Brooks	LDE Donnell Thompson
LT Chris Hinton	NT Harvey Armstrong
LG Randy Dixon	RDE Jon Hand
C Ray Donaldson	LOLB Chip Banks
RG Ben Utt	LILB Jeff Herrod
RT Kevin Call	RILB Freddy Young
TE Pat Beach	ROLB Duane Bickett
WR Andre Rison	LCB Chris Goode,
QB Jack Trudeau	John Baylor
RB Eric Dickerson	RSS Eugene Daniel
RB Albert Bentley	CB Michael Ball
	FS Mike Prior

PASSING	ATT.	COMP.	YDS.	PCT.	AVG./ATT.	TD	TD%	INT.	INT%	LG	SACKED	RATING
Trudeau	362	190	2317	52.5	6.40	15	4.1	13	3.6	71t	20/125	71.3
Chandler	80	39	537	48.8	6.71	2	2.5	3	3.8	82t	3/17	63.4
Ramsey	50	24	280	48.0	5.60	1	2.0	1	2.0	47t	4/26	63.8
Bentley	1	0	0	0.0	0.00	0	0.0	0	0.0	0	0/0	39.6
Dickerson	0	0	0	0.0	0.00	0	0.0	0	0.0	0	1/6	0.0
COLTS	493	253	3134	51.3	6.36	18	3.7	17	3.4	82t	28/174	69.1
OPPONENTS	556	322	3918	57.9	7.05	15	2.7	21	3.8	58t	46/384	73.0

U RECORDS

1990

RECORD: 7-9 COACH: RON MEYER
THIRD – AFC EASTERN DIVISION

HOME: 3-5 AWAY: 4-4

DIV: 3-5 CONF: 5-7 NCONF: 2-2

PRESEASON (0-4)			
DATE	RESULTS	OPPONENT	ATTENDANCE
8/11	L 7-16	DENVER	51,044
8/17	L 10-13	@ Seattle	52,475
8/27	L 16-17	PHILADELPHIA	47,999
8/31	L 14-17	@ New Orleans	54,796

REGULAR SEASON (7-9)			
*Sellout			
DATE	RESULTS	OPPONENT	ATTENDANCE
9/9	L 10-26	@ Buffalo	78,899
9/16	L 14-16	NEW ENGLAND	49,256
9/23	L 10-24	@ Houston	50,093
9/30	W 24-23	@ Philadelphia	62,067
10/7	W 23-19	KANSAS CITY	54,950
10/21	L 17-27	DENVER	*59,850
10/28	L 7-27	MIAMI	*59,213
11/5	L 7-24	NEW YORK GIANTS	*58,688
11/11	W 13-10	@ New England	28,924
11/18	W 17-14	NEW YORK JETS	47,283
11/25	W 34-20	@ Cincinnati	60,051
12/2	L 17-20	@ Phoenix	31,885
12/9	L 7-31	BUFFALO	53,288
12/16	W 29-21	@ New York Jets	41,423
12/22	W 35-28	WASHINGTON	58,173
12/30	L 17-23	@ Miami	59,547

TEAM STATISTICS	COLTS	OPP
TOTAL FIRST DOWNS	245	320
Rushing	81	130
Passing	142	176
Penalty	22	14
3rd Dwn. M/A/Pct.	56/185/30.3	87/204/42.6
4th Dwn. M/A/Pct.	11/18/61.1	7/14/50.0
TOTAL NET YARDS	4155	5614
Avg. Per Game	259.7	350.9
Total Plays	674	1034
Avg. Per Play	4.8	5.4
NET YARDS RUSHING	1282	2212
Avg. Per Game	80.1	138.3
Total Rushes	335	513
NET YARDS PASSING	2873	3402
Avg. Per Game	179.6	212.6
Tackled/Yards Lost	51/424	29/203
Gross Yards	3297	3605
Att./Completions	488/269	492/301
Completion Pct.	55.1	61.2
Had Intercepted	21	9
PUNTS/AVERAGE	72/42.8	58/42.0
NET PUNTING AVG.	37.4	34.4
PENALTIES/YARDS	79/590	104/781
FUMBLES/BALL LOST	23/10	25/15
TOUCHDOWNS	33	36
Rushing	9	12
Passing	22	20
Defense/Kicking	2/0	4/0
TIME OF POSSESSION	26:27	33:33

SCORE BY PERIODS	1	2	3	4	TOTAL
COLTS	47	68	85	81	281
OPPONENTS	87	128	43	95	353

SCORING	TDR	TD	TDRT	PAT	FG	S	TP
Biasucci				32-33	17-24		83
Bentley	4	2					36
Hester			6				36
Brooks			5				30
Morgan			5				30
Dickerson	4						24
Johnson			2				12
Beach			1				6
George			1				6
Goode				1			6
Grant				1			6
Verdin			1				6
COLTS	9	22	2	32-33	17-24	0	281
OPPONENTS	12	20	4	35-36	32-43	3	353

FGS	1-19	20-29	30-39	40-49	50+	TOT.
Biasucci	1-1	5-6	7-8	2-4	2-5	17-24
COLTS	1-1	5-6	7-8	2-4	2-5	17-24
OPP.	0-0	11-11	13-17	5-10	3-5	32-43

Biasucci	(24,29)	(1)	(33)	(41)	(38,21,42,18)	(32,43)
	(1)	(1)	(54,38)	(52,38)	(51,22,26)	(49,52)
			(35,20,37)	(1)	(39,55)	

OPP.:	(29,44,31,37,43,47)	(49,39,27,25)	(36,30)
	(22,49,44,41)	(37,39,32,44,35)	(39,32,42)
	(34,53)	(23,50)	(29)
	(32,21,90)	(1)	
	(32,39)	(25)	(40)
	(50,53,56,29,27)	(36)	

RUSHING	NO.	YDS.	AVG.	LG	TD
Dickerson	166	677	4.1	43	4
Bentley	137	556	4.1	26t	4
Trudeau	10	28	2.8	9	0
Clark	7	10	1.4	11	0
Hester	4	9	2.3	10	0
George	11	2	0.2	6	1
COLTS	335	1282	3.8	43	9
OPPONENTS	513	2212	4.3	32	12

RECEIVING	NO.	YDS.	AVG.	LG	TD
Bentley	71	664	9.4	73	2
Brooks	62	823	13.3	75	5
Hester	54	924	17.1	64t	6
Morgan	23	364	15.8	42t	5
Dickerson	18	92	5.1	17	0
Verdin	14	178	12.7	45	1
Beach	12	124	10.3	21	1
Johnson	5	32	6.4	15t	2
Clark	5	23	4.6	11	0
Simmons	4	33	8.3	12	0
Prior	1	40	40.0	40	0
COLTS	269	3297	12.3	75	22
OPPONENTS	301	3605	12.0	66	20

INTERCEPTIONS	NO.	YDS.	AVG.	LG	TD
Prior	3	66	22.0	36	0
Taylor	2	51	25.5	40	0
Grant	1	25	25.0	25t	1
Herrod	1	12	12.0	12	0
Goode	1	10	10.0	10	0
Bickett	1	9	9.0	9	0
COLTS	9	173	19.2	40	1
OPPONENTS	21	221	10.5	35t	1

PUNTING NO.	YDS.	AVG.	TB	IN20	LG	BLK.
Stark	71	3084	43.4	3	24	61
COLTS	72	3084	43.4	3	24	61
OPPONENTS	58	2435	42.0	2	13	68

PUNT RETURNS	NO.	FC	YDS.	AVG.	LG	TD
Verdin	31	3	396	12.8	36	0
Grant	2	0	6	3.0	6	0
Prior	2	6	0	0.0	0	0
Daniel	1	0	0	0.0	0	0
COLTS	36	9	402	11.2	36	0
OPPONENTS	42	15	334	8.0	32	0

KICKOFF RETURNS	NO.	YDS.	AVG.	LG	TD
Simmons	19	348	18.3	34	0
Verdin	18	350	19.4	44	0
Grant	15	280	18.7	29	0
Bentley	11	211	19.2	36	0
Ball	1	0	0.0	0	0
Jarvis	1	0	0.0	0	0
COLTS	65	1189	18.3	44	0
OPPONENTS	49	961	19.6	38	0

SACKS: Colts 29.0; Opponents 51.0; Clancy 7.5-57; Herrod 4.5-35.5; Banks 4.5-25.5; Hand 3.5-27.5; Bickett 3.5-15; Faulkner 2-17; Siragusa 2-12; Thompson 1.5-13.5

USUAL STARTERS PRO BOWLERS IN BOLDFACE

OFFENSE	DEFENSE
WR Bill Brooks	LDE Donnell Thompson
LT Zeffross Moss	NT Harvey Armstrong
LG Randy Dixon	RDE Jon Hand
C Ray Donaldson	LOLB Chip Banks
RG Brian Baldinger	LILB Jeff Herrod
Pat Tomberlin	RILB Freddy Young
RT Kevin Call	ROLB Duane Bickett
Brian Baldinger	LCB Chris Goode
TE Pat Beach	RCB Eugene Daniel
WR Jessie Hester	SS Keith Taylor
QB Jeff George	FS Mike Prior
RB Eric Dickerson	P Rohn Stark
RB Albert Bentley	KR Clarence Verdin

PASSING	ATT.	COMP.	YDS.	PCT.	AVG./ATT.	TD	TD%	INT.	INT%	LG	SACKED	RATING
George	334	181	2152	54.2	6.44	16	4.8	13	3.9	75	37/320	73.8
Trudeau	144	84	1078	58.3	7.49	6	4.2	6	4.2	73	14/104	78.4
Ferguson	8	2	21	25.0	2.63	0	0.0	2	25.0	13	0/0	0.0
Herrmann	1	1	6	100.0	6.00	0	0.0	0	0.0	6	0/0	91.7
Stark	1	1	40	100.0	40.00	0	0.0	0	0.0	40	0/0	118.8
COLTS	488	269	3297	55.1	6.76	22	4.5	21	4.3	75	51/424	73.3
OPPONENTS	492	301	3605	61.2	7.33	20	4.1	9	1.8	66	29/203	89.5



RECORDS

1991

RECORD: 1-15 COACH: RON MEYER (5), RICK VENTURI (11)
FIFTH – AFC EASTERN DIVISION

HOME: 0-8 AWAY: 1-7

DIV: 1-7 CONF: 1-11 NCONF: 0-4

PRESEASON (1-3)			
DATE	RESULTS	OPPONENT	ATTENDANCE
8/2	L 3-10	@ Denver	75,375
8/10	L 7-17	SEATTLE	47,943
8/17	W 34-28	NEW ORLEANS	45,963
8/23	L 21-23	@ Philadelphia	52,687

REGULAR SEASON (1-15)				
*Sellout	DATE	RESULTS	OPPONENT	ATTENDANCE
	9/1	L 7-16	NEW ENGLAND	49,961
	9/8	L 6-17	@ Miami	51,155
	9/15	L 0-16	@ Los Angeles Raiders	40,287
	9/22	L 24-33	DETROIT	53,396
	9/29	L 3-31	@ Seattle	56,656
	10/6	L 3-21	PITTSBURGH	55,383
	10/13	L 6-42	@ Buffalo	79,015
	10/20	L 6-17	NEW YORK JETS	53,025
	11/3	L 6-10	MIAMI	58,899
	11/10	W 28-27	@ New York Jets	44,792
	11/17	L 17-31	CHICAGO	*60,519
	11/24	L 10-14	Green Bay @ Milw.	42,132
	12/1	L 0-31	CLEVELAND	*57,539
	12/8	L 17-23 OT	@ New England	20,131
	12/15	L 7-35	BUFFALO	49,286
	12/22	L 3-17	@ Tampa Bay	28,043

TEAM STATISTICS	COLTS	OPP
TOTAL FRST DOWNS	236	305
Rushing	55	140
Passing	163	152
Penalty	18	13
3rd Dwn. M/A/Pct.	65/208/31.3	98/199/49.2
4th Dwn. M/A/Pct.	10/25/40.0	7/11/63.6
TOTAL NET YARDS	3748	5127
Avg. Per Game	234.3	320.4
Total Plays	923	961
Avg. Per Play	4.1	5.3
NET YARDS RUSHING	1169	2327
Avg. Per Game	73.1	145.4
Total Rushes	354	544
NET YARDS PASSING	2579	2800
Avg. Per Game	161.2	175.0
Tackled/Yards Lost	57/487	29/202
Gross Yards	3066	3002
Att./Completions	512/305	388/240
Completion Pct.	59.6	61.9
Had Intercepted	16	15
PUNTS/AVERAGE	82/42.6	59/41.4
NET PUNTING AVG.	34.8	36.2
PENALTIES/YARDS	85/689	88/645
FUMBLES/BALL LOST	32/15	21/13
TOUCHDOWNS	14	47
Rushing	3	23
Passing	10	22
Defense/Kicking	0/1	1/1
TIME OF POSSESSION	28:05	31:55

SCORE BY PERIODS	1	2	3	4	OT	TOTAL
COLTS	24	54	27	38	0	143
OPPONENTS	96	106	88	85	6	381

SCORING	TDR	TDP	TDRPT	PAT	FG	S	TP
Biasucci					14-14	15-26	59
Hester		5					30
Brooks		4					24
Dickerson	2	1					18
Manoa	1						6
Verdin			1				6
COLTS	3	10	1	14-14	15-26	0	143
OPPONENTS	23	22	2	46-46	17-23	1	381

FGS	1-19	20-29	30-39	40-49	50+	TOT.
Biasucci	1-1	5-5	3-4	5-13	1-3	15-26
COLTS	1-1	5-5	3-4	5-13	1-3	15-26
OPP.	2-2	5-7	6-7	4-7	0-0	17-23

Biasucci:	(44,52,42,48)	(48,21)	(37,47)	(20)	(54)
	(19,54)	(26,29)	(42,34,49)	(45,47,25)	(1)
	(47)	(35,40)	(1)	(43,40)	(1)
OPP.:	(35,39,36)	(48)	(33,41,33)	(48,19)	(41)
	(19)	(35,45,37)	(22,44,22,25)	(21)	(1)
	(24)	(1)	(28)		

RUSHING	NO.	YDS.	AVG.	LG	TD
Dickerson	167	536	3.2	28	2
Clark	114	366	3.2	25	0
Manoa	27	144	5.3	44	1
Johnson	22	94	4.3	15	0
George	16	36	2.3	13	0
Perkins	4	11	2.8	4	0
Verdin	1	4	4.0	4	0
Herrmann	1	-1	-1.0	-1	0
Huffman	1	-8	-8.0	-8	0
Stark	1	-13	-13.0	-13	0
COLTS	354	1169	3.3	44	3
OPPONENTS	544	2327	4.3	78t	23

RECEIVING	NO.	YDS.	AVG.	LG	TD
Brooks	72	888	12.3	46	4
Hester	60	753	12.6	49t	5
Johnson	42	344	8.2	24	0
Dickerson	41	269	6.6	26	1
Clark	33	245	7.4	23	0
Verdin	21	214	10.2	28	0
Mrosko	8	90	11.3	20	0
Bentley	7	42	6.0	11	0
Martin	5	79	15.8	25	0
Beach	5	56	11.2	27	0
Huffman	3	14	4.7	7	0
Perkins	3	-2	-0.7	3	0
Manoa	2	5	2.5	5	0
Thornton	1	38	38.0	38	0
Cash	1	18	18.0	18	0
Coley	1	13	13.0	13	0
COLTS	305	3066	10.1	49t	10
OPPONENTS	240	3002	12.5	84t	22

INTERCEPTIONS	NO.	YDS.	AVG.	LG	TD
Baylor	4	50	12.5	32	0
Prior	3	50	16.7	37	0
Daniel	3	22	7.3	12	0
Goode	2	27	13.5	27	0
Radecic	1	26	26.0	26	0
Herrod	1	25	25.0	25	0
Holloway	1	4	4.0	4	0
Taylor	0	-2	0.0	-2	0
COLTS	15	202	13.5	37	0
OPPONENTS	16	184	11.5	58	1

PUNTING NO.	YDS.	AVG.	TB	IN20	LG	BLK.	
Stark	82	3492	42.6	6	14	65	0
COLTS	82	3492	42.6	6	14	65	0
OPPONENTS	59	2444	41.4	7	15	63	0

PUNT RETURNS	NO.	FC	YDS.	AVG.	LG	TD
Verdin	25	10	165	6.5	22	0
Prior	2	2	6	3.0	6	0
Grant	0	2	0	0.0	0	0
COLTS	27	14	171	6.3	22	0
OPPONENTS	47	14	516	11.0	59t	1

KICKOFF RETURNS	NO.	YDS.	AVG.	LG	TD
Verdin	36	689	19.1	89t	1
Martin	12	305	25.4	38	0
Grant	3	20	6.7	10	0
McCloughan	2	35	17.5	19	0
McDonald	1	3	3.0	3	0
Mrosko	1	9	9.0	9	0
COLTS	55	1061	19.3	89t	1
OPPONENTS	33	573	17.4	50	0

SACKS: Colts 29.0; Opponents 57.0; Thompson 5-40; Hand 5-38; Bickett 5-30; Herrod 2.5-22.5; Clancy 2.5-17.5; Goode 2-13; Siragusa 2-12; anks 1-11; Curry 1-7; Holloway 1-7; Ball 1-2; Baylor 1-2

USUAL STARTERS

OFFENSE		DEFENSE	
WR	Bill Brooks	LDE	Donnell Thompson
LT	Zeffross Moss	NT	Travis Davis,
LG	Randy Dixon		Tony Siragusa
C	Brian Baldinger	RDE	Jon Hand
RG	William Schultz	LDE	Chip Banks
RT	Kevin Call	LDE	Scott Radecic
TE	Pat Beach	RDE	Jeff Herrod
WR	Jessie Hester	ROLB	Duane Bickett
QB	Jeff George	LCB	Chris Goode
RB	Eric Dickerson	RCB	Eugene Daniel
RB	Ken Clark,	SS	Michael Ball
	Anthony Johnson	FS	Keith Taylor

PASSING	ATT.	COMP.	YDS.	PCT.	AVG./ATT.	TD	TD%	INT.	INT%	LG	SACKED	RATING
George	485	292	2910	60.2	6.00	10	2.1	12	2.5	49t	56/481	73.8
Herrmann	19	11	137	57.9	7.21	0	0.0	3	15.8	26t	0/0	40.8
Trudeau	7	2	19	28.6	2.71	0	0.0	1	14.3	11t	1/6	0.0
Hilger	1	0	0	0.0	0.00	0	0.0	0	0.0	0	0/0	39.6
COLTS	512	305	3066	59.6	5.99	10	2.0	16	3.1	49t	57/487	70.2
OPPONENTS	388	240	3002	61.9	7.74	22	5.7	15	3.9	84t	29/202	88.7



RECORDS

1992

RECORD: 9-7 COACH: TED MARCHIBRODA THIRD – AFC EASTERN DIVISION

HOME: 4-4 AWAY: 5-3

DIV: 5-3 CONF: 7-7 NCONF: 2-0

PRESEASON (2-2)			
DATE	RESULTS	OPPONENT	ATTENDANCE
8/8	W 34-14	NEW ENGLAND	42,786
8/15	L 10-27	SEATTLE	43,727
8/22	L 0-20	@ Cincinnati	55,362
8/28	W 21-10	@ Kansas City	65,557

REGULAR SEASON (9-7)			
DATE	RESULTS	OPPONENT	ATTENDANCE
9/6	W 14-3	CLEVELAND	50,766
9/13	L 10-20	HOUSTON	44,851
9/20	L 0-38	@ Buffalo	77,781
10/4	W 24-14	@ Tampa Bay	56,585
10/11	W 6-3 OT	NEW YORK JETS	48,393
10/18	L 14-34	SAN DIEGO	48,552
10/25	W 31-20	@ Miami	61,117
11/1	L 0-26	@ San Diego	40,324
11/8	L 0-28	MIAMI	*59,892
11/15	L 34-37 OT	NEW ENGLAND	42,631
11/22	L 14-30	@ Pittsburgh	51,101
11/29	W 16-13 OT	BUFFALO	50,221
12/6	W 6-0	@ New England	19,429
12/13	W 10-6	@ New York Jets	33,684
12/20	W 16-13	PHOENIX	46,763
12/27	W 21-17	@ Cincinnati	47,837

TEAM STATISTICS	COLTS	OPP
TOTAL FIRST DOWNS	267	314
Rushing	70	129
Passing	174	164
Penalty	23	21
3rd Dwn. M/A/Pct.	75/210/35.7	70/197/35.5
4th Dwn. M/A/Pct.	5/8/62.5	6/15/40.0
TOTAL NET YARDS	4368	5074
Avg. Per Game	273.0	317.1
Total Plays	969	1004
Avg. Per Play	4.5	5.1
NET YARDS RUSHING	1102	2174
Avg. Per Game	68.9	135.9
Total Rushes	379	495
NET YARDS PASSING	3266	2900
Avg. Per Game	204.1	181.3
Tackled/Yards Lost	44/318	39/326
Gross Yards	3584	3236
Att./Completions	546/305	470/260
Completion Pct.	55.9	55.3
Had Intercepted	26	20
PUNTS/AVERAGE	83/44.8	71/42.5
NET PUNTING AVG.	39.3	37.3
PENALTIES/YARDS	122/958	101/836
FUMBLES/BALL LOST	24/11	28/15
TOUCHDOWNS	24	34
Rushing	9	16
Passing	13	14
Defense/Kicking	1/2	4/0
TIME OF POSSESSION	28:17	31:43

SCORE BY PERIODS	1	2	3	4	OT	TOTAL
COLTS	38	29	58	85	6	216
OPPONENTS	80	71	69	79	3	302

SCORING	TDR	TDP	TDR	PAT	FG	S	TP
Biasucci					24-24	16-29	72
Culver	7	2					54
Cash							18
Johnson							3
Verdin							2
Arbuckle							1
Brooks							1
Emtman							1
George							1
Hester							1
Langhorne							1
Schultz							1
COLTS	8	13	3	3	24-24	16-29	0 216
OPPONENTS	16	14	4	4	33-34	21-28	1 302

FGS	1-19	20-29	30-39	40-49	50+	TOT.
Biasucci	0-0	3-3	6-11	6-12	1-3	16-29
COLTS	0-0	3-3	6-11	6-12	1-3	16-29
OPP.	2-2	8-9	6-10	3-4	2-3	21-28

Biasucci:	l	(37)	(48)	(45)	(45, 38, 31, 47, 47)	(44)
	(31, 45, 32)	(l)	(l)	(35, 42, 48, 33)	(l)	(52, 37, 52, 23, 40)
	(31, 30, 40)	(31)		(26, 59, 28, 42)	(l)	
OPP.:	(38, 20)	(27, 29, 20)	(39, 52)	(49)	(35)	(23, 27)
	l	(33)	(54)	(36, 44, 18)	(31, 22, 36)	(52, 44)
	(37)	(32, 35, 19)	(28, 48)	(25)		

RUSHING	NO.	YDS.	AVG.	LG	TD
Johnson	178	592	3.3	19	0
Culver	121	321	2.7	36t	7
Clark	40	134	3.4	13	0
George	14	26	1.9	13	1
Brooks	2	14	7.0	8	0
Carthon	4	9	2.3	5	0
Trudeau	13	6	0.5	5	0
Tupa	3	9	3.0	10	0
Herrmann	3	-2	-0.7	0	0
Langhorne	1	-7	-7.0	-7	0
COLTS	379	1102	2.9	36t	8
OPPONENTS	495	2174	4.4	35t	16

RECEIVING	NO.	YDS.	AVG.	LG	TD
Langhorne	85	811	12.5	34	1
Hester	52	792	15.2	81	1
Johnson	49	517	10.6	57t	3
Brooks	44	468	10.6	26	1
Cash	43	521	12.1	41	3
Culver	26	210	8.1	27	2
Arbuckle	13	152	11.7	23t	1
Clark	5	46	9.2	17	0
Verdin	3	37	12.3	21	0
Carthon	3	10	3.3	6	0
Prior	1	17	17.0	17	0
Schultz	1	3	3.0	3t	1
COLTS	305	3584	11.8	81	13
OPPONENTS	260	3236	12.4	69t	14

INTERCEPTIONS	NO.	YDS.	AVG.	LG	TD
Prior	6	44	7.3	19	0
Belser	3	27	9.0	21	0
Goode	2	93	46.5	47	0
Stargell	2	26	13.0	15	0
Emtman	1	90	90.0	90t	1
Bickett	1	14	14.0	14	0
Herrod	1	4	4.0	4	0
Banks	1	3	3.0	3	0
Baylor	1	1	1.0	1	0
Daniel	1	0	0.0	0	0
Radevic	1	0	0.0	0	0
COLTS	20	302	15.1	90t	1
OPPONENTS	26	461	17.7	82t	4

PUNTING	NO.	YDS.	AVG.	TB	IN20	LG	BLK
Stark	83	3716	44.8	7	22	64	0
COLTS	83	3716	44.8	7	22	64	0
OPPONENTS	71	3021	42.5	5	24	61	0

PUNT RETURNS	NO.	FC	YDS.	AVG.	LG	TD
Verdin	24	12	268	11.2	84t	2
Prior	1	12	7	7.0	7	0
COLTS	25	24	275	11.0	84t	2
OPPONENTS	45	18	313	7.0	24	0

KICKOFF RETURNS	NO.	YDS.	AVG.	LG	TD
Verdin	39	815	20.9	42	0
Ambrose	8	126	15.8	26	0
Clark	3	54	18.0	20	0
Vanderbeek	1	6	6.0	6	0
COLTS	51	1001	19.6	42	0
OPPONENTS	36	630	17.5	34	0

SACKS: Colts 39.0; Opponents 44.0; Banks 9-5; Bickett 6.5-47.5; Clancy 4.5-55.5; Baylor 3-53; Emtman 3-29; Siragusa 3-24; Corryatt 2-21; Herrod 2-21; Daniel 2-6; McCoy 1-10; Walker 1-9; Hand 1-5; McClendon 1-2

USUAL STARTERS

PRO BOWLERS IN BOLDFACE

OFFENSE	DEFENSE
WR Reggie Langhorne	LDE Steve Emtman
LT Jeffross Moss	NT Tony Siragusa
LG Randy Dixon	ROE Jon Hand
C Ray Donaldson	LOLB Chip Banks
RG Ron Solt	LILB Scott Radevic,
RT Kevin Call	RCB Quentin Corryatt
TE Kerry Cash	RILB Jeff Herrod
WR Jessie Hester	ROLB Duane Bickett
QB Jeff George	LCB Chris Goode
RB Anthony Johnson	RCB Eugene Daniel
WR Bill Brooks	SS John Baylor
	FS Mike Prior
	P Rohn Stark
	K Clarence Verdin

PASSING	ATT.	COMP.	YDS.	PCT.	AVG./ATT.	TD	TD%	INT.	INT%	LG	SACKED	RATING
George	306	167	1963	54.6	6.42	7	2.3	15	4.9	57t	27/188	61.5
Trudeau	161	105	1271	58.0	7.02	4	2.2	8	4.4	81t	11/85	68.6
Tupa	33	17	156	51.5	4.73	1	3.0	2	6.1	19t	5/40	49.6
Herrmann	24	15	177	62.5	7.38	1	4.2	1	4.2	27t	1/5	81.4
Stark	1	1	17	100.0	17.00	0	0.0	0	0.0	17t	0/0	118.8
Johnson	1	0	0	0.0	0.00	0	0.0	0	0.0	0	0/0	39.6
COLTS	546	305	3584	55.9	6.56	13	2.4	26	4.8	81t	44/318	64.1
OPPONENTS	470	260	3236	55.3	6.89	14	3.0	20	4.3	69t	39/336	69.1



RECORDS

1993

RECORD: 4-12 COACH: TED MARCHIBRODA
FIFTH – AFC EASTERN DIVISION

HOME: 2-6 AWAY: 2-6

DIV: 2-6 CONF: 4-8 NCONF: 0-4

PRESEASON (2-2)

DATE	RESULTS	OPPONENT	ATTENDANCE
8/7	W 16-13	@ Seattle	45,055
8/14	L 7-24	CINCINNATI	42,792
8/20	W 18-7	LOS ANGELES	43,642
8/27	L 10-41	@ Green Bay	56,811

REGULAR SEASON (4-12)

DATE	RESULTS	OPPONENT	ATTENDANCE
9/5	L 20-24	MIAMI	51,858
9/12	W 9-6	@ Cincinnati	50,299
9/26	W 23-10	CLEVELAND	*58,654
10/3	L 13-35	@ Denver	74,958
10/10	L 3-27	DALLAS	*60,453
10/24	L 27-41	@ Miami	57,301
10/31	W 9-6	NEW ENGLAND	46,522
11/7	L 24-30	@ Washington	50,523
11/14	L 17-31	NEW YORK JETS	47,351
11/21	L 9-23	@ Buffalo	79,101
11/29	0-31	SAN DIEGO	54,110
12/5	W 9-6	@ New York Jets	45,799
12/12	L 6-20	@ New York Giants	70,411
12/19	L 10-20	PHILADELPHIA	44,952
12/26	L 0-38	@ New England	26,571
1/2	L 10-30	BUFFALO	43,028

TEAM STATISTICS	COLTS	OPP
TOTAL FIRST DOWNS	269	334
Rushing	71	151
Passing	180	166
Penalty	18	17
3rd Dwn. M/A/Pct	61/209/29.2	85/206/41.3
4th Dwn. M/A/Pct	9/22/40.9	8/12/66.7
TOTAL NET YARDS	4705	5638
Avg. Per Game	294.1	352.4
Total Plays	988	1050
Avg. Per Play	4.8	5.4
NET YARDS RUSHING	1288	2521
Avg. Per Game	80.5	157.6
Total Rushes	365	575
NET YARDS PASSING	3417	3117
Avg. Per Game	213.6	194.8
Tackled/Yards Lost	29/206	21/121
Gross Yards	3623	3238
Att./Completions	594/332	454/270
Completion Pct.	55.9	59.5
Had Intercepted	15	10
PUNTS/AVERAGE	83/43.3	71/40.2
NET PUNTING AVG.	35.9	36.1
PENALTIES/YARDS	94/685	87/610
FUMBLES/BALL LOST	34/20	25/11
TOUCHDOWNS	16	45
Rushing	4	20
Passing	10	22
Defense/Kicking	1/1	2/1
TIME OF POSSESSION	27:55	32:05

SCORE BY PERIODS	1	2	3	4	TOTAL
COLTS	19	60	29	81	189
OPPONENTS	96	96	98	88	378

SCORING	TDR	TDP	TORT	PAT	FG	S	TP
Biasucci					15-16	26-31	93
Culver	3	1	1				30
Cash				3			18
Langhorne				3			18
Dawkins				1			6
Herrod				1			6
Hester				1			6
Johnson				1			6
Verdin				1			6
COLTS	4	10	2	15-16	26-31	0	189
OPPONENTS	20	22	3	43-45	21-30	1	378

FGS	1-19	20-29	30-39	40-49	50+	TOT.
Biasucci	1-1	14-14	7-8	3-6	1-2	26-31
COLTS	1-1	14-14	7-8	3-6	1-2	26-31
OPP.	2-2	9-9	7-9	3-6	0-4	21-30

RUSHING	NO.	YDS.	AVG.	LG	TD
Potts	179	711	4.0	34	0
Johnson	95	331	3.5	14	1
Culver	65	150	2.3	9	3
George	13	39	3.0	14	0
Verdin	3	33	11.0	29	0
Stark	1	11	11.0	11	0
Toner	2	6	3.0	6	0
Majkowski	2	4	2.0	4	0
Trudeau	5	3	0.6	2	0
COLTS	365	1288	3.5	34	4
OPPONENTS	575	2521	4.4	57t	20

RECEIVING	NO.	YDS.	AVG.	LG	TD
Langhorne	85	1038	12.2	72t	3
Hester	64	835	13.0	58	1
Johnson	55	443	8.1	36	0
Cash	43	402	9.3	37	3
Dawkins	26	430	16.5	68	1
Potts	26	189	7.3	24	0
Arbuckle	15	90	6.0	23	0
Culver	11	112	10.2	26	1
Cox	4	59	14.8	24	0
Verdin	2	20	10.0	19	1
Toner	1	5	5.0	5	0
COLTS	332	3623	10.9	72t	10
OPPONENTS	270	3238	12.0	77	22

INTERCEPTIONS	NO.	YDS.	AVG.	LG	TD
Buchanan	4	45	11.3	28	0
Baylor	3	11	3.7	7	0
Herrod	1	29	29.0	29	0
Daniel	1	17	17.0	17	0
Belser	1	14	14.0	11	0
COLTS	10	116	11.6	29	0
OPPONENTS	15	247	16.5	56t	1

PUNTING NO.	YDS.	AVG.	TB	IN20	LG	BLK.
Stark	83	3595	43.3	13	18	65
COLTS	83	3595	43.3	13	18	65
OPPONENTS	71	2855	40.2	6	30	59

PUNT RETURNS	NO.	FC	YDS.	AVG.	LG	TD
Verdin	30	17	173	5.8	24	0
COLTS	30	17	173	5.8	24	0
OPPONENTS	41	12	352	8.6	71t	1

KICKOFF RETURNS	NO.	YDS.	AVG.	LG	TD
Verdin	50	1050	21.0	38	0
Culver	3	51	17.0	20	0
Butcher	2	2	1.0	2	0
Cash	1	11	11.0	11	0
Radecic	1	10	10.0	10	0
COLTS	57	1124	19.7	38	0
OPPONENTS	37	551	14.9	37	0

SACKS: Colts 21.0; Opponents 29.0; Hand 5.5-31; Bickett 3.5-22; Herrod 2-19; Peguese 2-12; Siragusa 1.5-5-5; McClendon 1.5-4-5; Entman 1-8; Stargell 1-8; Sims 1-7; Clancy 1-3; Coryatt 1-0

USUAL STARTERS

OFFENSE	DEFENSE
WR Reggie Langhorne	LDE Skip McClendon
LT Will Wolford	LDT Sam Clancy
LG Randy Dixon	RDT Tony Siragusa
C Kirk Lowdermilk	RDE Jon Hand
RG William Schultz	SLB Duane Bickett
RT Zeffross Moss	MLB Quentin Coryatt
TE Kerry Cash	WLB Jeff Herrod
WR Jessie Hester	LCB Chris Good
QB Jeff George	RCB Eugene Daniel
RB Anthony Johnson	SS John Baylor
RB Roosevelt Potts	FS Jason Belser

PASSING	ATT.	COMP.	YDS.	PCT.	AVG./ATT.	TD	TD%	INT.	INT%	LG	SACKED	RATING
George	407	234	2526	57.5	6.21	8	2.0	6	1.5	72t	26/190	76.3
Trudeau	162	85	992	52.5	6.12	2	1.2	7	4.3	68t	2/11	57.4
Majkowski	24	13	105	54.2	4.38	0	0.0	1	4.2	17t	1/5	48.1
Johnson	1	0	0.0	0.0	0.00	0	0.0	1	100.0	0	0/0	0.0
COLTS	594	332	3623	55.9	6.10	10	1.7	15	2.5	72t	29/206	69.2
OPPONENTS	454	332	3238	59.5	7.13	22	4.8	10	2.2	77t	21/211	88.3



RECORDS

1994

RECORD: 8-8 COACH: TED MARCHIBRODA THIRD — AFC EASTERN DIVISION

HOME: 5-3 AWAY: 3-5 DIV: 4-4 CONF: 8-6 NCONF: 0-2

PRESEASON (4-0)

DATE	RESULTS	OPPONENT	ATTENDANCE
8/5	W 13-9	SEATTLE	40,469
8/13	W 26-21	@ Cincinnati	49,089
8/20	W 17-14	@ Pittsburgh	45,650
8/25	W 24-7	CLEVELAND	39,952

REGULAR SEASON (8-8)

DATE	RESULTS	OPPONENT	ATTENDANCE
9/4	W 45-21	HOUSTON	47,372
9/11	L 10-24	@ Tampa Bay	36,631
9/18	L 21-31	@ Pittsburgh	54,040
9/25	L 14-21	CLEVELAND	55,821
10/2	W 17-15	SEATTLE	49,876
10/9	W 6-16	@ New York Jets	64,934
10/16	W 27-17	@ Buffalo	79,404
10/23	L 27-41	WASHINGTON	*57,879
10/30	W 28-25	NEW YORK JETS	44,350
11/6	L 21-22	@ Miami	71,158
11/20	W 17-13	@ Cincinnati	55,566
11/27	L 10-12	NEW ENGLAND	43,839
12/4	W 31-19	@ Seattle	39,574
12/11	L 13-28	@ New England	57,856
12/18	W 10-6	MIAMI	*58,867
12/24	W 10-9	BUFFALO	38,458

TEAM STATISTICS

	COLTS	OPP
TOTAL RUSHING DOWNS	252	311
Rushing	108	98
Passing	126	192
Penalty	18	21
3rd Dwn. M/A/Pct.	70/198/35.4	115/251/45.8
4th Dwn. M/A/Pct.	12/17/70.6	13/23/56.5
TOTAL NET YARDS	4413	5325
Avg. Per Game	275.8	332.8
Total Plays	899	1090
Avg. Per Play	4.9	4.9
NET YARDS RUSHING	2060	1646
Avg. Per Game	128.8	102.9
Total Rushes	495	463
NET YARDS PASSING	2353	3679
Avg. Per Game	147.1	229.9
Tackled/Yards Lost	28/166	29/218
Gross Yards	2519	3897
Att./Completions	376/217	590/354
Completion Pct.	57.7	59.2
Had Intercepted	14	18
PUNTS/AVERAGE	74/41.8	72/42.2
NET PUNTING AVG.	34.1	35.6
PENALTIES/YARDS	82/658	110/824
FUMBLES/BALL LOST	30/17	21/20
TOUCHDOWNS	37	34
Rushing	15	8
Passing	15	24
Defense/Kicking	5/2	2/0
TIME OF POSSESSION	28:31	31:29

SCORE BY PERIODS

	1	2	3	4	TOTAL
COLTS	82	86	73	66	307
OPPONENTS	48	81	59	132	320

SCORING	TDR	TDP	TDRT	PAT	FG	S	P
Biasucci					37-37	16-24	85
Faulk	11	1					72
Turner		6					36
Dawkins		5					30
Buchanan			3				18
Majkowski	3						12
Potts	1	1					18
Bennett			1				6
Brewer			1				6
Cash		1					6
Coryatt			1				6
Humphrey			1				6
Jackson		1					6
COLTS	15	15	7	37	37-37	16-24	0
OPPONENTS	8	24	2	29	29-27	34	1

2-POINT: Colts 0-0; Opponent 2-5

FGS	1-19	20-29	30-39	40-49	50+	TOT.
Biasucci	1-1	5-5	3-7	5-9	2-2	16-24
COLTS	1-1	5-5	3-7	5-9	2-2	16-24
OPP.	1-1	12-12	7-10	7-10	0-1	27-34

Biasucci:	(42)	(26)	(4)	(46)	(45)	(37,44,35)	(43,33)
	(50,28)	(1)	(32b)	(35)	(42,50)	(21)	(27,47)
	(40b,42,19)				(38b,31,22)		
OPP.:	(55)	(47)	(46)	(1)	(42,43,45)	(27,42,37)	(23)
	(21,27)	(26)	(33,31,20,34)	(29,46,34)			
	(22,37,25,42)	(37,31)	(36)	(33,19)			
	(49,20,21,24,46)						

RUSHING	NO.	YDS.	AVG.	LG	TD
Faulk	314	1282	4.1	52	11
Potts	77	336	4.4	52	1
Harbaugh	39	223	5.7	41	0
Humphrey	18	85	4.7	27	0
Warren	18	80	4.4	34	0
Majkowski	24	34	1.4	10	3
Nagle	1	12	12.0	12	0
Toner	1	11	11.0	11	0
Turner	3	-3	-1.0	5	0
COLTS	495	2060	4.2	52	15
OPPONENTS	463	1646	3.6	40	8

RECEIVING	NO.	YDS.	AVG.	LG	TD
Turner	52	593	11.4	28	6
Faulk	52	522	10.0	85t	1
Dawkins	51	742	14.5	49	5
Potts	26	251	9.7	30	1
Cash	16	190	11.9	24	1
Jackson	8	97	12.1	22	1
Warren	3	47	15.7	29	0
Humphrey	3	19	6.3	12	0
Bailey	2	30	15.0	23	0
Baker	2	15	7.5	10	0
Arbuckle	1	7	7.0	7	0
Etheredge	1	6	6.0	6	0
COLTS	217	2519	11.6	85t	15
OPPONENTS	354	3897	11.0	65t	24

INTERCEPTIONS	NO.	YDS.	AVG.	LG	TD
Buchanan	8	221	27.6	90t	3
Tate	3	51	17.0	30	0
Ambrose	2	50	25.0	42	0
Daniel	2	6	3.0	6	0
Belser	1	31	31.0	31	0
Humphrey	1	1	1.0	1	0
Watts	1	0	0.0	0	0
COLTS	18	360	20.0	90t	3
OPPONENTS	14	174	12.4	39	2

PUNTING NO.	YDS.	AVG.	TB	IN20	LG	BLK.
Stark	73	3092	42.4	10	22	60
COLTS	74	3092	41.8	10	22	60
OPPONENTS	72	3039	42.2	7	16	71

PUNT RETURNS	NO.	FC	YDS.	AVG.	LG	TD
Brewer	42	8	339	8.1	75t	1
COLTS	42	8	339	8.1	75t	1
OPPONENTS	40	9	366	9.2	38	0

KICKOFF RETURNS	NO.	YDS.	AVG.	LG	TD
Humphrey	35	783	22.4	95t	1
Brewer	18	358	19.9	34	0
Warren	2	56	28.0	38	0
Etheredge	2	23	11.5	14	0
Rademic	1	17	17.0	17	0
Toner	1	8	8.0	8	0
Jackson	1	5	5.0	5	0
Gray	0	4	0.0	4	0
COLTS	60	1254	20.9	95t	1
OPPONENTS	65	1316	20.2	47	0

SACKS: Colts 29.0; Opponents 28.0; Bennett 9-82; McCoy 6-52; Siragusa 5-30; Alberts 2-13; Herrod 1-10; Nunn 1-10; McDonald 1-7; Buchanan 1-6; Coryatt 1-4; Noga 1-3; Emtman 1-1

USUAL STARTERS

PRO BOWLERS IN BOLDFACE

OFFENSE		DEFENSE	
WR	Sean Dawkins	LDE	Bernard Whittington
LT	Will Wolford	LDT	Tony McCoy
LG	Randy Dixon	RDT	Tony Siragusa
C	Kirk Lowdermilk	RDE	Tony Bennett
RG	Joe Staysniak	LLB	Stephen Grant
RT	Zefross Moss	MLB	Jeff Herrod
TE	Kerry Cash	RLB	Quentin Coryatt
WR	Floyd Turner	LCB	Ray Buchanan
QB	Jim Harbaugh	RCB	Eugene Daniel
RB	Marshall Faulk	SS	David Tate
RB	Roosevelt Potts	FS	Jason Belser

PASSING	ATT.	COMP.	YDS.	PCT.	AVG./ATT.	TD	TD%	INT.	INT%	LG	SACKED	RATING
Harbaugh	202	125	1440	61.9	7.13	9	4.5	6	3.0	85t	17/72	85.8
Majkowski	152	84	1010	55.3	6.64	6	3.9	7	4.6	29t	9/76	69.8
Nagle	21	8	69	38.1	3.29	0	0.0	1	4.8	23t	2/18	27.7
Warren	1	0	0	0.0	0.00	0	0.0	0	0.0	0	0/0	39.6
COLTS	376	217	2519	57.7	6.70	15	4.0	14	3.7	85t	28/166	75.9
OPPONENTS	598	354	3897	59.2	6.52	24	4.0	18	3.0	65t	29/218	79.4



RECORDS

1995

**RECORD: 9-7 COACH: TED MARCHIBRODA
SECOND — AFC EASTERN DIVISION**

HOME: 5-3 AWAY: 4-4

DIV: 6-2 CONF: 7-5 NCONF: 2-2

PRESEASON (3-1)			
DATE	RESULTS	OPPONENT	ATTENDANCE
8/4	L	21-34 CINCINNATI	38,946
8/12	W	20-17 @ Seattle	38,006
8/19	W	20-17 @ Green Bay	56,624
8/24	W	29-7 CHICAGO	45,625

REGULAR SEASON (9-7)

*Sellout			
DATE	RESULTS	OPPONENT	ATTENDANCE
9/3	L	21-24 OT CINCINNATI	42,445
9/10	W	27-24 OT @ New York Jets	65,134
9/17	L	14-20 @ Buffalo	62,499
10/1	W	21-18 ST. LOUIS	58,616
10/8	W	27-24 OT @ Miami	68,471
10/15	W	18-17 SAN FRANCISCO	*60,273
10/22	L	17-30 @ Oakland	53,543
10/29	W	17-10 NEW YORK JETS	49,250
11/5	L	10-16 BUFFALO	59,612
11/12	L	14-17 @ New Orleans	44,122
11/19	W	24-10 @ New England	59,544
11/26	W	36-28 MIAMI	*60,414
12/3	L	10-13 @ Carolina	49,841
12/10	W	41-31 @ Jacksonville	66,099
12/17	L	24-27 SAN DIEGO	55,318
12/23	W	10-7 NEW ENGLAND	54,685
12/31	W	35-20 @ San Diego	61,182
1/7	W	10-7 @ Kansas City	77,594
1/14	L	16-20 @ Pittsburgh	61,062

TEAM STATISTICS		COLTS	OPP
TOTAL FIRST DOWNS			
Rushing	110	92	
Passing	147	182	
Penalty	24	30	
3rd Dwn. M/A/Pct.	80/205/39.0	85/212/40.1	
4th Dwn. M/A/Pct.	12/19/63.2	7/14/50.0	
TOTAL NET YARDS			
Avg. Per Game	307.4	314.2	
Total Plays	961	1016	
Avg. Per Play	5.1	4.9	
NET YARDS RUSHING			
Avg. Per Game	185.5	145.7	
Total Rushes	478	418	
NET YARDS PASSING			
Avg. Per Game	191.5	223.1	
Tackled/Yards Lost	49/309	29/169	
Gross Yards	3373	3739	
Att./Completions	434/270	569/336	
Completion Pct.	62.2	59.1	
Had Intercepted	11	13	
PUNTS/AVERAGE			
NET PUNTING AVG.	63/42.6	63/41.0	
NET PUNTING YARDS	33.4	36.6	
PENALTIES/YARDS	97/943	111/935	
FUMBLES/BALL LOST			
TOUCHDOWNS	37	34	
Rushing	14	8	
Passing	20	23	
Defense/Kicking	2/1	1/2	
TIME OF POSSESSION			
	31:37	28:23	

SCORE BY PERIODS					
	1	2	3	4 OT TOTAL	
COLTS	78	98	52	97	6 331
OPPONENTS	75	86	74	78	3 316

SCORING TDR	TDP	TDRT	PAT	FG	2P	S	TP
Faulk	11	3					84
Blanchard				25-25	19-24		82
Turner		4				2	28
Bailey		3	1				24
Dilger		4					24
Cofer				9-9	4-9		21
Dawkins		3					18
Anderson		2					12
Harbaugh		2					12
Bennett			1			1	8
Daniel			1				6
Potts			1				6
Warren		1					6
COLTS	14	20	3	34-34	23-33	2	1 331
OPPONENTS	8	23	3	29-29	25-38	3	1 316

2-POINT: Colts 2-3; Opponent 3-5						
FGS	1-19	20-29	30-39	40-49	50+	TOT.
Blanchard	0-0	7-7	6-12	8-12	2-2	23-33
Cofer	0-0	2-2	0-4	1-2	1-1	4-9
COLTS	0-0	7-7	6-12	8-12	2-2	23-33
OPP.	0-0	7-9	11-13	5-9	2-7	25-38

Cofer:	(27 40 42) (36 20 38 52) (39) (39) (1) (1) (1) (1) (1) (1) (1) (1) (1)
Blanchard:	(21 27) (32 46 45 41) (25) (46) (37) (45b, 41) (36) (29 31) (47) (22 44) (36 39 42 50) (44, 35 30) (25 44 32 38 47) (28) (35 38) (42) (51 27 49) (51 45) (28 24 35 49) (29) (39 23 33 50 38) (25) (41) (1) (34 48b 38) (27b 37) (51 39 33 43) (54 55 50)
OPP.:	(25 44 32 38 47) (28) (35 38) (42) (51 27 49) (51 45) (28 24 35 49) (29) (39 23 33 50 38) (25) (41) (1) (34 48b 38) (27b 37) (51 39 33 43) (54 55 50)

RUSHING	NO.	YDS.	AVG.	LG	TD
Faulk	289	1078	3.7	40	11
Potts	65	309	4.8	37	0
Harbaugh	52	235	4.5	21	2
Warren	47	152	3.2	42	1
Bailey	1	34	34.0	34	0
Workman	9	26	2.9	13	0
Erickson	9	14	1.6	15	0
Humphrey	2	6	3.0	5	0
Justin	3	1	0.3	2	0
Crockett	1	0	0.0	0	0
COLTS	478	1855	3.9	42	14
OPPONENTS	418	1457	3.5	30	8

RECEIVING	NO.	YDS.	AVG.	LG	TD
Faulk	56	475	8.5	34	3
Dawkins	52	784	15.1	52	3
Dilger	42	635	15.1	42	4
Turner	35	431	12.3	47	4
Bailey	21	379	18.0	45	3
Potts	21	228	10.9	52	1
Warren	17	159	9.4	18	0
Anderson	8	111	13.9	28	2
Stablein	8	95	11.9	16	0
Arbuckle	4	33	8.3	12	0
Crockett	2	35	17.5	19	0
Humphrey	2	11	5.5	6	0
Banta	1	6	6.0	6	0
Harbaugh	1	-9	-9.0	-9	0
COLTS	270	3373	12.5	52	20
OPPONENTS	336	3739	11.1	73t	23

INTERCEPTIONS	NO.	YDS.	AVG.	LG	TD
Daniel	3	142	47.3	97t	1
Ambrose	3	12	4.0	7	0
Buchanan	2	60	30.0	60	0
Gray	1	10	10.0	10	0
Grant	1	9	9.0	9	0
Watts	1	9	9.0	9	0
Coryatt	1	6	6.0	6	0
Belsler	1	0	0.0	0	0
COLTS	13	248	19.1	97t	1
OPPONENTS	11	156	14.2	49t	1

PUNTING NO.	YDS.	AVG.	TB	IN20	LG	BLK.	
Gardocki	63	2681	42.6	7	16	69	0
COLTS	63	2681	42.6	7	16	69	0
OPPONENTS	63	2580	41.0	4	19	57	0

PUNT RETURNS	NO.	FC	YDS.	AVG.	LG	TD
Buchanan	16	4	113	7.1	17	0
Bronson	13	6	79	6.1	32	0
Stablein	0	2	0	0.0	0	0
COLTS	29	12	192	6.6	32	0
OPPONENTS	37	5	436	11.8	62	0

KICKOFF RETURNS	NO.	YDS.	AVG.	LG	TD
Bailey	21	495	23.6	95t	1
Humphrey	21	453	21.6	64	0
Warren	15	315	21.0	34	0
Morrison	2	6	3.0	6	0
Bronson	1	31	31.0	31	0
Buchanan	1	22	22.0	22	0
Belsler	1	15	15.0	15	0
Radevic	1	-5	-5.0	-5	0
COLTS	63	1332	21.1	95t	1
OPPONENTS	68	1546	22.7	84t	1

SACKS: Colts 29.0; Opponents 49.0; Bennett 10.5-67.5; Johnson 4.5-26; McCoy 2.5-15.5; Coryatt 2.5-5; Siragusa 2.1-4; Grant 2.1-3; Whittington 2.1-1; Alberts 2.9; Buchanan 1-8

USUAL STARTERS IN BOLDFACE

OFFENSE		DEFENSE	
WR	Sean Dawkins	LDE	Bernard Whittington
LT	Will Wolford	LDT	Tony McCoy
LG	Randy Dixon	RDT	Tony Siragusa
C	Kirk Lowdermilk	RDE	Tony Bennett
RG	Joe Staysniak	MLB	Stephen Grant
RT	Jason Mathews	LLB	Jeff Herrod
TE	Ken Dilger	RCB	Quentin Coryatt
WR	Floyd Turner	RLB	Buchanan
QB	Jim Harbaugh	RCB	Ray Chastain
RB	Marshall Faulk	SS	Eugene Daniel
RB	Roosevelt Potts	FS	David Tate
		SS	Jason Belsler

PASSING	ATT.	COMP.	YDS.	PCT.	AVG./ATT.	TD	TD%	INT.	INT%	LG	SACKED	RATING
Harbaugh	314	200	2575	63.7	8.20	17	5.4	5	1.6	52t	36/219	100.7
Erickson	83	50	586	60.2	7.06	3	3.6	4	4.8	39t	10/68	73.7
Justin	36	20	212	55.6	5.89	0	0.0	2	5.6	20t	3/22	49.8
Gardocki	1	0	0	0.0	0.00	0	0.0	0	0.0	0	0/0	39.6
COLTS	434	270	3373	62.2	7.77	20	4.6	11	2.5	52t	49/309	91.1
OPPONENTS	569	336	3739	59.1	6.57	23	4.0	13	2.3	73t	29/169	82.6

1996

RECORD: 9-7 COACH: LINDY INFANTE
THIRD – AFC EASTERN DIVISION

HOME: 6-2 AWAY: 3-5
DIV: 4-4 CONF: 6-6 NCONF: 3-1

PRESEASON (3-2)				
DATE	RESULTS	OPPONENT	ATTENDANCE	
7/27	W 10-7	@ New Orleans	23,376	
8/3	L 25-28	@ Cincinnati	45,024	
8/10	L 12-16	@ Houston	12,851	
8/17	W 15-13	SEATTLE	39,330	
8/24	W	GREEN BAY	49,081	

REGULAR SEASON (9-7)				
*Sellout				
DATE	RESULTS	OPPONENT	ATTENDANCE	
9/1	W 20-13	ARIZONA	48,133	
9/8	W 21-7	@ New York Jets	63,534	
9/15	W 25-24	@ Dallas	63,021	
9/23	W 10-6	MIAMI	*60,891	
10/6	L 13-16 OT	@ Buffalo	79,401	
10/13	W 26-21	BALTIMORE	*56,978	
10/20	L 9-27	NEW ENGLAND	*58,725	
10/27	L 16-31	@ Washington	54,254	
11/3	L 19-26	SAN DIEGO	*58,484	
11/10	L 13-37	@ Miami	66,623	
11/17	W 34-29	NEW YORK JETS	49,322	
11/24	L 13-27	@ New England	58,226	
12/1	W 13-10 OT	BUFFALO	*53,804	
12/5	W 37-10	PHILADELPHIA	52,689	
12/15	W 24-19	@ Kansas City	71,136	
12/22	L 24-31	@ Cincinnati	49,389	
12/29	L 14-42	@ Pittsburgh	58,078	

TEAM STATISTICS	COLTS	OPP
TOTAL FIRST DOWNS	288	305
Rushing	89	108
Passing	172	189
Penalty	27	8
3rd Dwn M/A/Pct	81/215 37.7	88/221 39.8
4th Dwn M/A/Pct	5/12 41.7	11/15 73.3
TOTAL NET YARDS	4744	5403
Avg. Per Game	296.5	5.22
Total Plays	1000	1023
Avg. Per Play	4.7	5.33
NET YARDS RUSHING	1448	1760
Avg. Per Game	90.5	110.0
Total Rushes	420	459
NET YARDS PASSING	3296	3643
Avg. Per Game	206.0	227.7
Tackled/Yds Lost	43/248	29/182
Gross Yards	3544	3825
Att./Completions	537/311	534/318
Completion Pct.	57.9	59.6
Had Intercepted	11	13
PUNTS/AVERAGE	68/45.7	81/43.5
NET PUNTING AVG.	39.0	36.3
PENALTIES/YARDS	76/615	121/970
FUMBLES/BALL LOST	24/13	20/10
TOUCHDOWNS	30	38
Rushing	9	12
Passing	16	25
Defense/Kicking	4/1	0/1
TIME OF POSSESSION	30:44	29:16

SCORE BY PERIODS	1	2	3	4	OT	TOTAL
COLTS	57	94	65	98	3	317
OPPONENTS	60	123	66	82	3	374

SCORING TDR	TDP	TDRT	PAT	FG	2P	S	TP
Blanchard			27-27	36-40			135
Harrison	8						48
Faulk	7						42
Dilger	4						24
Belsor		2					12
Bailey		1					6
Crockett	1						6
Daniel		1					6
Dawkins	1						6
Harbaugh	1						6
Herrod			1				6
Pollard			1				6
Stablein	1						6
Warren	1						6
Dent						1	2

COLTS	9	16	5	27-27	36-40	0	1 317
OPPONENT	12	25	1	33-34	23-28	0	1 334

2-Point: Colts 0-3; Opponent 1-4

FGS	1-19	20-29	30-39	40-49	50+	TOT.
Blanchard	1-1	11-11	8-9	11-14	5-5	36-40
COLTS	1-1	11-11	8-9	11-14	5-5	36-40
OPP.	0-0	12-12	7-7	3-6	1-3	23-28

Blanchard:	(23 40)	()	(23 25 52 43)	(18)	(46 44 41)
	(27 30)	(21 35 38)	(21 49 42 51)		
	(47 39 33 20)	(48 22)	(25 49 37 50)		
	(42 50)	(33 41 25 49)	(30 42 51)	(22)	(32)

OPP.:	(24 29 46)	()	(52 40 57)	(24 29 53)
	(42 37 39)	()	(44 36)	(20)
	(28 30 47 22)			
	(44)	(23)	(26 22)	(24)

RUSHING	NO.	YDS.	AVG.	LG	TD
Faulk	198	587	3.0	43	7
Warren	67	230	3.4	53	1
Harbaugh	48	192	4.0	21	1
Groce	46	184	4.0	24	0
Crockett	31	164	5.3	25	0
Workman	24	70	2.9	11	0
Harrison	3	15	5.0	15	0
Justin	2	7	3.5	6	0
Bell	1	-1	-1.0	-1	0
COLTS	420	1448	3.4	53	9
OPPONENTS	459	1760	3.8	52	12

RECEIVING	NO.	YDS.	AVG.	LG	TD
Harrison	64	836	13.1	41	8
Faulk	56	428	7.6	30t	0
Dawkins	54	751	13.9	42	1
Dilger	42	503	12.0	51	4
Warren	22	174	7.9	17	0
Bailey	18	302	16.8	40	0
Stablein	18	192	10.7	30t	1
Groce	13	106	8.2	24	0
Crockett	11	96	8.7	32	1
Pollard	6	86	14.3	48t	1
Workman	4	36	9.0	18	0
Stock	2	24	12.0	13	0
Doering	1	10	10.0	10	0
COLTS	311	3544	11.4	51	16
OPPONENTS	318	3825	12.0	95t	25

INTERCEPTIONS	NO.	YDS.	AVG.	LG	TD
Belsor	4	81	20.3	44t	2
Daniel	3	35	11.7	35t	1
Buchanan	2	32	16.0	32	0
Herrod	1	68	68.0	68t	1
Watts	1	21	21.0	21	0
Morrison	1	20	20.0	20	0
Alberts	1	19	19.0	19	0
COLTS	13	276	21.2	68t	4
OPPONENTS	11	133	12.1	36	0

PUNTING NO.	YDS.	AVG.	TB	IN20	LG	BLK.
Gardecki	68	3105	45.7	2	23	61
COLTS	68	3105	45.7	2	23	61
OPPONENTS	81	3525	43.5	7	22	65

PUNT RETURNS	NO.	FC	YDS.	AVG.	LG	TD
Harrison	18	9	177	9.8	31	0
Buchanan	12	3	201	16.8	82	0
Stablein	6	2	56	9.3	30	0
Stock	5	1	13	2.6	9	0
COLTS	41	15	447	10.9	82	0
OPPONENTS	38	15	413	10.9	71	0

KICKOFF RETURNS	NO.	YDS.	AVG.	LG	TD
Bailey	43	1041	24.2	95t	1
Stock	12	254	21.2	28	0
Warren	3	54	18.0	18	0
Buchanan	1	20	20.0	20	0
Groce	1	18	18.0	18	0
Hetherington	1	16	16.0	16	0
COLTS	61	1403	23.0	95t	1
OPPONENTS	67	1666	24.9	70	0

SACKS: Colts 29.0; Opponents 43.0; Dent 6.5-42; Bennett 6-26; McCoy 5-36; Whittington 3-23; Siragusa 2-21; Belsor 1-7; Alexander 1-6; Grant 1-5; Martin 1-5; Tate 1-3; Team 1-2; Buchanan 0.5-6

USUAL STARTERS PRO BOWLERS IN BOLDFACE

OFFENSE	DEFENSE
WR Sean Dawkins	LDE Bernard Whittington
LT Kipp Vickers,	LDT Tony McCoy
Troy Auzenne	
LG Doug Widell	RDT Tony Siragusa
C Kirk Lowdermilk	RDE Tony Bennett
RG Eric Mahlum	LLB Stephen Grant
RT Jason Mathews	MLB Jeff Herrod
TE Ken Dilger	RLB Quentin Coryatt,
	Steve Morrison
WR Marvin Harrison	LCB Ray Buchanan
QB Jim Harbaugh	RCB Eugene Daniel
RB Marshall Faulk	SS David Tate
RB Cliff Groce	FS Jason Belsor
K Cary Blanchard	P Chris Gardecki

PASSING	ATT.	COMP.	YDS.	PCT.	AVG./ATT.	TD	TD%	INT.	INT%	LG	SACKED	RATING
Harbaugh	405	232	2630	57.3	6.49	13	3.2	11	2.7	51t	36/190	76.3
Justin	127	74	839	58.3	6.61	2	1.6	0	0.0	38t	7/158	83.4
Bell	5	5	75	100.0	15.00	1	20.0	0	0.0	30t	0/110	158.3
COLTS	537	311	3544	57.9	6.60	16	3.0	11	2.0	51t	43/248	79.2
OPPONENTS	534	318	3825	59.6	7.16	25	4.7	13	2.4	95t	29/182	87.0



RECORDS

1 9 9 7

RECORD: 3-13 COACH: LINDY INFANTE

FIFTH – AFC EASTERN DIVISION

HOME: 2-6 AWAY: 1-7

DIV: 2-6 CONF: 2-10 NCONF: 1-3

PRESEASON (2-2)			
DATE	RESULTS	OPPONENT	ATTENDANCE
8/1	W 20-16	CINCINNATI	47,913
8/9	L 17-23	@ San Diego	56,447
8/16	L 3-45	@ Seattle	52,844
8/21	W 16-3	DETROIT	47,417

REGULAR SEASON (3-13)				
*Sellout	DATE	RESULTS	OPPONENT	ATTENDANCE
	8/31	L 10-16	@ Miami	70,813
	9/7	L 6-31	NEW ENGLAND	53,632
	9/14	L 3-31	SEATTLE	49,194
	9/21	L 35-37	@ Buffalo	56,340
	10/5	L 12-16	NEW YORK JETS	48,295
	10/12	L 22-24	@ Pittsburgh	57,925
	10/20	L 6-9	BUFFALO	*61,139
	10/26	L 19-35	@ San Diego	63,177
	11/2	L 28-31	TAMPA BAY	58,512
	11/9	L 13-28	CINCINNATI	58,473
	11/16	W 41-38	GREEN BAY	*60,928
	11/23	L 10-32	@ Detroit	62,803
	11/30	L 17-20	@ New England	59,507
	12/7	W 22-14	@ New York Jets	61,168
	12/14	W 41-0	MIAMI	*61,282
	12/21	L 28-39	@ Minnesota	54,107

TEAM STATISTICS	COLTS	OPP
TOTAL FIRST DOWNS	301	280
Rushing	109	95
Passing	171	163
Penalty	21	22
3rd Dwn M/A/Pct	83/219 37.9	83/199 41.7
4th Dwn M/A/Pct	10/20 50.0	4/14 28.6
TOTAL NET YARDS	4069	4654
Avg. Per Game	304.3	303.4
Total Plays	1035	928
Avg. Per Play	4.7	5.2
NET YARDS RUSHING	1727	2034
Avg. Per Game	107.9	127.1
Total Rushes	450	438
NET YARDS PASSING	3142	2620
Avg. Per Game	196.4	176.3
Tackled/Yds Lost	62/418	37/247
Gross Yards	3560	3067
Att./Completions	523/317	453/261
Completion Pct.	60.6	57.6
Had Intercepted	17	12
PUNTS/AVERAGE	67/45.3	64/46.1
NET PUNTING AVG.	36.2	39.1
PENALTIES/YARDS	106/890	102/861
FUMBLES/BALL LOST	23/11	23/13
TOUCHDOWNS	31	46
Rushing	10	18
Passing	16	26
Defense/Kicking	4/1	1/1
TIME OF POSSESSION	32:56	27:04

SCORE BY PERIODS	1	2	3	4	OT	TOTAL
COLTS	62	103	50	98	0	313
OPPONENTS	74	141	65	121	0	401

SCORING	TDR	TDP	TDR PT	FG	2P	S	TP
Blanchard				21-21	32-41		117
Faulk	7	1					48
Harrison	6				2		40
Bailey	3						18
Dilger	3						18
Dawkins	2						12
Warren	2						12
Stablein	1				1		8
Alexander		1					6
Belser		1					6
Blackmon		1					6
Crockett	1						6
Fontenot		1					6
McElroy		1					6
Pollard					1		2
Team						1	2
COLTS	10	16	5	21-21	32-41	4	1 313
OPPONENT	18	26	2	42-44	27-31	0	1 401

FGS	1-19	20-29	30-39	40-49	50+	TOT.
Blanchard	0-0	9-9	12-14	10-15	1-3	32-41
COLTS	0-0	9-9	12-14	10-15	1-3	32-41
OPP.	2-2	10-10	8-9	4-6	3-4	27-31

Blanchard:	(42, 45, 58, 35)	(45, 38)	(46)
	(39, 36, 49, 22, 25)	(48)	(37, 27, 35, 42)
	(51, 39, 32)	(43, 36, 30)	(30, 42, 45)
	(42, 42, 41, 35, 20)	(35)	(24, 42)
	(38, 20, 42)	(21, 50)	(27, 21)

OPP.:	(23, 34, 19, 21)	(27)	(27)	(53, 37, 23)	(23)
	(22, 47, 32, 27)	(45, 35, 34, 31, 45)	(40)	(36)	(1)
	(18)	(38, 52, 55)	(32, 48)	(42)	(50)

RUSHING	NO.	YDS.	AVG.	LG	TD
Faulk	264	1054	4.0	45	7
Crockett	95	300	3.2	20	1
Harbaugh	36	206	5.7	18	0
Warren	28	80	2.9	11	2
Groce	10	66	6.6	29	0
Bailey	3	20	6.7	18	0
Holcomb	5	5	1.0	3	0
Justin	6	2	0.3	3	0
Potts	1	1	1.0	1	0
Harrison	2	-7	-3.5	0	0
COLTS	450	1727	3.8	45	10
OPPONENTS	438	2034	4.6	80	18

RECEIVING	NO.	YDS.	AVG.	LG	TD
Faulk	73	866	11.9	44	6
Dawkins	68	804	11.8	51	2
Faulk	47	471	10.0	58	1
Dilger	27	380	14.1	43	3
Bailey	26	329	12.7	22	3
Stablein	25	253	10.1	30	1
Warren	20	192	9.6	31	0
Crockett	15	112	7.5	19	0
Pollard	10	116	11.6	28	0
Slutzker	3	22	7.3	11	0
Doering	2	12	6.0	8	0
Glenn	1	3	3.0	3	0
COLTS	317	3560	11.2	58	16
OPPONENTS	261	3067	11.8	74	26

INTERCEPTIONS	NO.	YDS.	AVG.	LG	TD
Belser	2	121	60.5	50	1
Coryatt	2	3	1.5	3	0
C. Gray	2	0	0.0	0	0
Alexander	1	43	43.0	43	1
Mathis	1	31	31.0	31	0
Johnson	1	18	18.0	18	0
Clark	1	14	14.0	14	0
Blackmon	1	2	2.0	2	0
Morrison	1	2	2.0	2	0
COLTS	12	234	19.5	52	2
OPPONENTS	17	285	16.8	43	0

PUNTING	NO.	YDS.	AVG.	TB	IN20	LG	BLK.
Gardocki	67	3034	45.3	6	18	72	0
COLTS	67	3034	45.3	6	18	72	0
OPPONENTS	64	2948	46.1	10	14	65	0

PUNT RETURNS	NO.	FC	YDS.	AVG.	LG	TD
Stablein	17	9	133	7.8	20	0
Jacquet	13	0	96	7.4	17	0
Bailey	1	0	19	19.0	19	0
Harrison	0	1	0	0.0	0	0
COLTS	31	10	248	8.0	20	0
OPPONENTS	43	8	491	11.4	63	0

KICKOFF RETURNS	NO.	YDS.	AVG.	LG	TD
Bailey	55	1206	21.9	61	0
Jacquet	8	156	19.5	27	0
Hetherington	2	23	11.5	23	0
Neal	1	23	23.0	23	0
Warren	1	19	19.0	19	0
Groce	1	15	15.0	15	0
COLTS	68	1442	21.2	61	0
OPPONENTS	64	1544	24.1	53	1

SACKS: Colts 37.0; Opponents 62.0; Football
 10.5-65.5; Johnson 4.5-38; Fontenot 4.5-28; Bennett
 3-13; Blackmon 3-22; McCoy 2.5-21.5; Coryatt 2-7;
 Montgomery 1-16; Alexander 1-12; Shello 1-8; Belsler
 1-7; Burroughs 1-5; Morrison 1-4; Team 1-0

USUAL STARTERS			
OFFENSE		DEFENSE	
WR	Sean Dawkins	LDE	Al Fontenot
LT	Adam Meadows	LDT	Tony McCoy
LG	Doug Widell	RDT	Ellis Johnson
C	Jay Leeuwenburg	RDE	Dan Footman
RG	Tarrik Glenn	LLB	Elijah Alexander, Steve Morrison
RT	Tony Manderich	MLB	Stephen Grant
TE	Ken Dilger	RLB	Quentin Coryatt
WR	Marvin Harrison	LCB	Carlton Gray
QB	Jim Harbaugh	RCB	Damon Watts, Dedric Mathis
RB	Marshall Faulk	SS	Robert Blackmon
RB	Zack Crockett	FS	Ellis Belser

PASSING	ATT.	COMP.	YDS.	PCT.	AVG./ATT.	TD	TD%	INT.	INT%	LG	SACKED	RATING
Harbaugh	309	189	2060	61.2	6.7	10	3.2	4	1.3	58	41/256	86.2
Justin	140	83	1046	59.3	7.47	5	3.6	5	3.6	44	10/186	79.6
Holcomb	73	45	454	61.6	6.22	1	1.4	8	11.0	41	11/176	44.3
Warren	1	0	0.0	0.0	0.0	0	0.0	0	0.0	0	0/10	39.6
COLTS	523	317	3560	60.6	6.81	16	3.1	17	3.3	58	62/418	77.6
OPPONENTS	453	261	3067	57.6	6.77	26	5.7	12	2.6	74	37/247	86.4



RECORDS

1998

**RECORD: 3-13 COACH: JIM MORA
FIFTH – AFC EASTERN DIVISION**

**HOME: 3-5 AWAY: 0-8
DIV: 1-7 CONF: 3-9 NCONF: 0-4**

PRESEASON (2-2)			
DATE	RESULTS	OPPONENT	ATTENDANCE
8/8	L 21-24	@ Seattle	52,645
8/17	W 30-27	@ Cincinnati	36,598
8/22	L 3-33	SAN DIEGO	47,820
8/27	W 20-17	DETROIT	42,852

REGULAR SEASON (3-13)			
DATE	RESULTS	OPPONENT	ATTENDANCE
9/6	L 15-24	MIAMI	*60,587
9/13	L 6-29	@ New England	60,068
9/20	L 6-44	@ New York Jets	79,469
9/27	L 13-19 OT	NEW ORLEANS	48,480
10/4	W 17-12	SAN DIEGO	51,988
10/11	L 24-31	BUFFALO	52,938
10/18	L 31-34	@ San Francisco	68,486
11/1	L 16-21	NEW ENGLAND	58,056
11/8	L 14-27	@ Miami	73,400
11/15	W 24-23	NEW YORK JETS	55,520
11/22	L 11-34	@ Buffalo	49,032
11/29	L 31-38	@ Baltimore	68,898
12/6	L 21-28	@ Atlanta	61,141
12/13	W 39-26	CINCINNATI	55,179
12/20	L 23-27	@ Seattle	58,703
12/27	L 19-27	CAROLINA	58,182

TEAM STATISTICS	COLTS	OPP
TOTAL FIRST DOWNS	298	341
Rushing	77	131
Passing	190	189
Penalty	31	21
3rd Down: M/A/Pct.	71/202 35.1	89/208 42.8
4th Down: M/A/Pct.	4/10 40.0	3/9 33.3
TOTAL NET YARDS	5116	5832
Avg. Per Game	319.8	364.5
Total Plays	982	1043
Avg. Per Play	5.2	5.6
NET YARDS RUSHING	1486	2566
Avg. Per Game	92.9	160.4
Total Rushes	384	544
NET YARDS PASSING	3630	3266
Avg. Per Game	226.9	204.1
Tackled/Yards Lost	22/109	38/231
Gross Yards	3739	3497
Att./Completions	576/326	461/275
Completion Pct.	56.6	59.7
Had Intercepted	28	8
PUNTS/AVERAGE	79/45.4	68/44.6
NET PUNTING AVG.	37.1	36.6
PENALTIES/YARDS	106/853	108/917
TUMBLES/BALL LOST	10/5	29/11
TOUCHDOWNS	33	52
Rushing	7	20
Passing	26	27
Defense/Kicking	0/0	3/2
POSSESSION AVG.	27:47	32:13

SCORE BY PERIODS	1	2	3	4	OT	TOTAL
COLTS	105	69	47	89	0	310
OPPONENTS	60	170	61	147	6	444

SCORING	TDR	TDP	TDRT	PAT	FG	2P	S	TP
Vanderjagt				23-23	27-31			104
Faulk	6	4						60
Harrison	7							44
Small	7							42
Pollard	4							28
Warren	1	1						12
Dilger	1					1		8
Green	1							6
Pathon	1							6
COLTS	7	26	0	23-23	27-32	1	0	304
OPPONENTS	20	27	4	44-45	28-37	0	0	434

2-Point: Colts 4-10, Opponents 2-6

FGS	1-19	20-29	30-39	40-49	50+	TOT.
Vanderjagt	1-1	8-8	4-4	8-9	6-9	27-31
COLTS	1-1	8-8	4-4	8-9	6-9	27-31
OPP.	1-1	12-13	5-5	8-12	2-6	28-37

Vanderjagt:	(51,27,20)(43,24)(52,19)(48,40,51,40)
(22,33,43,41)(38,53)(50)(31,53)	
(27)(53,52)(50)(32,48,20)(22,28,47,42)	
OPP.:	(22,51)(19,23,52,42)(36)(22,20)
(50,47,25)(53,39)(27,43,24)(1)	
(21,23)(37,40,25,47)(35,24)(43,48,47)	
(47)(41,26)(42,53,52,30)(44,27)	

RUSHING	NO.	YDS.	AVG.	LG	TD
Faulk	324	1319	4.1	68T	6
Manning	15	62	4.1	15	0
Warren	25	61	2.4	14	1
Elias	8	24	3.0	8	0
Heyward	6	15	2.5	8	0
Crockett	2	5	2.5	5	0
Small	1	2	2.0	2	0
Pathon	3	-2	-0.7	4	0
COLTS	384	1486	3.9	68T	7
OPPONENTS	544	2566	4.7	51	20

RECEIVING	NO.	YDS.	AVG.	LG	TD
Faulk	86	908	10.6	78T	4
Harrison	59	776	13.2	61T	7
Pathon	50	511	10.2	45	1
Small	45	681	15.1	53	7
Dilger	31	303	9.8	27	1
Pollard	24	309	12.9	44T	4
Green	15	177	11.8	25	1
Warren	11	44	4.0	12	1
Elias	1	11	11.0	11	0
Heyward	1	9	9.0	9	0
Banta	1	7	7.0	7	0
Greene	1	2	2.0	2	0
Crockett	1	1	1.0	1	0
COLTS	326	3739	11.5	78T	26
OPPONENTS	275	3497	12.7	82T	27

INTERCEPTIONS	NO.	YDS.	AVG.	LG	TD
Clark	1	30	30.0	30	0
Montgomery	1	22	22.0	22	0
Belser	1	19	19.0	19	0
Blackmon	1	14	14.0	14	0
Alexander	1	12	12.0	12	0
Barber	1	0	0.0	0	0
Burris	1	0	0.0	0	0
Poole	1	0	0.0	0	0
COLTS	8	97	12.1	30	0
OPPONENTS	28	353	12.6	59T	2

PUNTING NO.	YDS.	AVG.	TB	IN20	LG	BLK.
Gardocki	79	3583	45.4	10	23	62
COLTS	79	3583	45.4	10	23	62
OPPONENTS	68	3032	44.6	10	21	73

PUNT RETURNS	NO.	FC	YDS.	AVG.	LG	TD
Bailey	19	4	176	9.3	33	0
Poole	12	6	107	8.9	16	0
Belser	1	0	53	53.0	53	0
McGuire	2	1	4	2.0	4	0
COLTS	34	11	340	10.0	53	0
OPPONENTS	42	16	451	10.7	40	0

KICKOFF RETURNS	NO.	YDS.	AVG.	LG	TD
Bailey	34	759	22.3	44	0
Elias	14	317	22.6	29	0
Warren	8	152	19.0	26	0
Hetherington	5	71	14.2	20	0
McGuire	4	75	18.8	28	0
Clark	3	38	12.7	15	0
Dilger	1	14	14.0	14	0
Pollard	1	4	4.0	4	0
Morrison	1	2	2.0	2	0
COLTS	71	1432	20.2	44	0
OPPONENTS	65	1687	26.0	99T	1

SACKS: Colts 38.0; Opponents 22.0; Johnson 8-34; McCoy 6-27; Berry 4-27; Whittington 4-23; Chester 3-19; Barber 2-26; Montgomery 2-23; Tuinei 2-12; Belser 1-13; Chorak 1-7; Morrison 1-6; Shello 1-6; Blackmon 1-1; Fontenet 1-0

USUAL STARTERS PRO BOWLERS IN BOLDFACE

OFFENSE		DEFENSE	
WR	Jerome Pathon	LDE	Bernard Whittington
LT	Tarik Glenn	LDT	Tony McCoy
LG	Steve McKinney	RDT	Ellis Johnson
C	Jay Leeuwenburg	RDE	Bertrand Berry
RG	Tony Mandarich	LLB	Steve Morrison
RT	Adam Meadows	MLB	Jeff Herrod
TE	Ken Dilger		Michael Barber
WR	Marvin Harrison	RLB	Elijah Alexander
QB	Peyton Manning	LCB	Jeff Burris
RB	Marshall Faulk	RCB	Tyrone Poole
H-B	Marcus Pollard	SS	Robert Blackmon
		FS	Jason Belser

PASSING	ATT.	COMP.	YDS.	PCT.	AVG./ATT.	TD	TD%	INT.	INT%	LG	SACKED	RATING
Manning	575	326	3739	56.7	6.50	26	4.5	28	4.9	78T	22/109	71.2
Small	1	0	0	0.0	0.00	0	0.0	0	0.0	0	0/0	39.6
TEAM	576	326	3739	56.6	6.49	26	4.5	28	4.9	78T	22/109	71.1
OPPONENTS	461	275	3497	59.7	7.59	27	5.9	8	1.7	82T	38/231	95.7



RECORDS

1999

RECORD: 13-3 COACH: JIM MORA
FIRST – AFC EASTERN DIVISION

HOME: 7-1 AWAY: 6-2

DIV: 5-3 CONF: 9-3 NCONF: 4-0

PRESEASON (3-1)			
DATE	RESULTS	OPPONENT	ATTENDANCE
8/7	L 6-9	@ Chicago	37,721
8/14	W 20-17	CINCINNATI	41,998
8/21	W 37-7	@ New Orleans	41,788
9/2	W 31-28	@ Seattle	41,074

REGULAR SEASON (13-3)			
DATE	RESULTS	OPPONENT	ATTENDANCE
9/12	W 31-14	BUFFALO	*56,238
9/19	L 28-31	@ New England	59,640
9/26	W 27-19	@ San Diego	56,942
10/10	L 31-34	MIAMI	*56,810
10/17	W 16-13	@ New York Jets	78,112
10/24	W 31-10	CINCINNATI	*55,996
10/31	W 34-24	DALLAS	*56,860
11/7	W 25-17	KANSAS CITY	*56,689
11/14	W 27-19	@ New York Giants	78,081
11/21	W 44-17	@ Philadelphia	65,521
11/28	W 13-6	NEW YORK JETS	*56,689
12/5	W 37-34	@ Miami	74,096
12/12	W 20-15	NEW ENGLAND	*56,975
12/19	W 24-21	WASHINGTON	*57,013
12/26	W 29-28	@ Cleveland	72,618
1/2	L 6-31	@ Buffalo	61,959
1/16	L 16-19	TENNESSEE	*57,097

TEAM STATISTICS		COLTS	OPP
TOTAL FIRST DOWNS		327	304
Rushing		89	92
Passing		200	192
Penalty		38	20
3rd Down: M/A/Pct.		73/186 39.2	73/208 35.1
4th Down: M/A/Pct.		2/6 33.3	7/16 43.8
TOTAL NET YARDS		5726	5221
Avg. Per Game		357.9	326.3
Total Plays		979	1008
Avg. Per Play		5.8	5.2
NET YARDS RUSHING		1660	1715
Avg. Per Game		103.8	107.2
Total Rushes		419	406
NET YARDS PASSING		4066	3506
Avg. Per Game		254.1	219.1
Tackled/Yards Lost		14/116	41/269
Gross Yards		4182	3775
Att./Completions		546/338	561/328
Completion Pct.		61.9	58.5
Had Intercepted		17	10
PUNTS/AVERAGE		60/41.1	83/41.4
NET PUNTING AVG.		60/30.6	83/35.3
PENALTIES/YARDS		81/683	130/1093
FUMBLES/BALL LOST		25/11	22/13
TOUCHDOWNS		46	36
Rushing		15	12
Passing		26	21
Defense/Kicking		2/3	3/0
POSSESSION AVG.		30:45	29:15

SCORE BY PERIODS	1	2	3	4	OT	TOTAL
COLTS	112	114	88	109	0	423
OPPONENTS	51	109	63	110	0	333

SCORING	TDR	TDP	TDR/T	PAT	FG	2P	S	TP
Vanderjagt					43-43	34-38		145
James	13	4						102
Harrison		12				1		74
Wilkins		4	3					42
Pollard		4						24
Dilger		2						12
Manning		2						12
Blevins			1					6
Cota								6
COLTS	15	26	5	43-43	34-38	1	0	423
OPPONENTS	12	21	3	31-31	26-29	2	0	333

2-POINT: Colts 1-3, Opponents 2-5

FGS	1-19	20-29	30-39	40-49	50+	TOT.
Vanderjagt	2-2	10-10	11-13	10-11	1-2	34-38
COLTS	2-2	10-10	11-13	10-11	1-2	34-38
OPP.	1-1	9-9	11-11	4-7	1-1	26-29

Vanderjagt:	(45,35)	(36,35,55,42)	(41,31,18,27)		
	(22,37b)	(43,30,33,27)	(47,34,29,37)	(40,35)	
	(45,29,34)	(22,37)	(44,48,53)	(28,31)	(43)
	(41,19,21)	(27,24)			
OPP:	(36,29)	(26,50)	(37,27,21,43)	(43,45,39)	
	(32,24)	(38,47)	(33,42)	(48)	(33,30)
	(31,32)	(28,28,26)	(23,32,49b)	(19)	

RUSHING	NO.	YDS.	AVG.	LG	TD
James	369	1553	4.2	72	13
Manning	35	73	2.1	13	2
Elias	13	28	2.2	8	0
Harrison	1	4	4.0	4	0
Wilkins	1	2	2.0	2	0
COLTS	419	1660	4.0	72	15
OPPONENTS	406	1715	4.2	28	12

RECEIVING	NO.	YDS.	AVG.	LG	TD
Harrison	115	1663	14.5	57t	12
James	62	586	9.5	54	4
Wilkins	42	565	13.5	80t	4
Dilger	40	479	12.0	30	2
Pollard	34	374	11.0	33	4
Green	21	287	13.7	50	0
Pathon	14	163	11.6	38	0
Shields	4	37	9.3	21	0
Elias	4	16	4.0	7	0
Jones	1	8	8.0	8	0
Greene	1	4	4.0	4	0
COLTS	338	4182	12.4	80t	26
OPPONENTS	328	3775	11.5	62t	21

INTERCEPTIONS	NO.	YDS.	AVG.	LG	TD
Poole	3	85	28.3	38	0
Blevins	2	115	57.5	74t	1
Burris	2	83	41.5	55	0
Wooten	1	4	4.0	4	0
Randolph	1	0	0.0	0	0
R. Thomas	1	0	0.0	0	0
COLTS	10	287	28.7	74t	1
OPPONENTS	17	189	11.1	37	2

PUNTING	NO.	YDS.	AVG.	TB	IN20	LG	BLK.
Smith	58	2467	42.5	8	16	61	2
COLTS	60	2467	41.1	8	16	61	2
OPPONENTS	83	3437	41.4	6	24	59	0

PUNT RETURNS	NO.	FC	YDS.	AVG.	LG	TD
Wilkins	41	17	388	9.5	39t	1
Pathon	0	1	0	0.0	0	0
COLTS	41	18	388	9.5	39t	1
OPPONENTS	29	7	469	16.2	76	0

KICKOFF RETURNS	NO.	YDS.	AVG.	LG	TD
Wilkins	51	1134	22.2	97t	1
Pathon	6	123	20.5	31	0
Elias	5	82	16.4	21	0
Muhammad	2	41	20.5	22	0
Austin	1	0	0.0	0	0
Greene	1	14	14.0	14	0
Shields	1	3	3.0	3	0
Belser	0	0	0.0	0	0
COLTS	67	1397	20.9	97t	1
OPPONENTS	83	1822	22.0	50	0

SACKS: Colts 41.0; Opponents 14.0; Bratzke 12-70; E. Johnson 7.5-46.5; Bennett 5-31; Peterson 3-23; M. Thomas 3-23; Burris 2-12; King 1.5-3.5; Chester 1-18; Royal 1-13; Belser 1-7; Whittington 1-7; Berry 1-6; Poole 1-5; Blevins 1-4

USUAL STARTERS PRO BOWLERS IN BOLDFACE

OFFENSE		DEFENSE	
WR Terrence Wilkins	LDE Shawn King		
LT Tarik Glenn	LDT Bernard Whittington		
LG Steve McKinney	RDT Ellis Johnson		
C Larry Moore	ROE Chad Bratzke		
RG Waverly Jackson	LLB Cornelius Bennett		
RT Adam Meadows	MLB Michael Barber		
TE Ken Dilger	RLB Mike Peterson		
WR Marvin Harrison	LCB Jeff Burris		
QB Peyton Manning	RCB Tyrone Poole		
RB Edgerrin James	SS Chad Cota		
TE Marcus Pollard	FS Jason Belser		

PASSING	ATT.	COMP.	YDS.	PCT.	AVG./ATT.	TD	TD%	INT.	INT%	LG	SACKED	RATING
Manning	533	331	4135	62.1	7.76	26	4.9	15	2.8	80t	14/116	90.7
Walsh	13	7	47	53.8	3.62	0	0.0	2	15.4	11	0/0	22.4
COLTS	546	338	4182	61.9	7.66	26	4.8	17	3.1	80t	14/116	88.5
OPPONENTS	561	328	3775	58.5	6.73	21	3.7	10	1.8	62t	41/269	83.9



RECORDS

2000

RECORD: 10-6 COACH: JIM MORA
SECOND – AFC EASTERN DIVISION

HOME: 6-2 AWAY: 4-4

DIV: 5-3 CONF: 8-4 NCONF: 2-2

PRESEASON (3-2)

DATE	RESULTS	OPPONENT	ATTENDANCE
7/29	L 21-24	ATLANTA	47,985
8/5	L 30-27	@ Seattle	68,578
8/12	W 3-33	NEW ORLEANS	20,105
8/19	W 20-17	@ Pittsburgh	87,145
8/24	W 20-17	MINNESOTA	51,337

REGULAR SEASON (10-6)

*Sellout

DATE	RESULTS	OPPONENT	ATTENDANCE
9/3	W 27-14	@ Kansas City	78,357
9/10	L 31-38	OAKLAND	*56,769
9/25	W 43-14	JACKSONVILLE	*56,816
10/1	W 18-16	@ Buffalo	72,617
10/8	L 16-24	@ New England	60,292
10/15	W 37-24	@ Seattle	63,593
10/22	W 30-23	NEW ENGLAND	*56,828
10/29	W 30-18	DETROIT	*56,971
11/5	L 24-27	@ Chicago	66,944
11/12	W 23-15	NEW YORK JETS	*56,657
11/19	L 24-26	@ Green Bay	59,869
11/26	L 14-17	MIAMI	*56,935
12/3	L 17-27	@ New York Jets	78,138
12/11	W 44-20	BUFFALO	*56,871
12/17	W 20-13	@ Miami	73,884
12/24	W 31-10	MINNESOTA	*56,572
12/30	L 17-23 OT	@ Miami	73,193

TEAM STATISTICS

	COLTS	OPP
TOTAL FIRST DOWNS	357	310
Rushing	111	109
Passing	213	177
Penalty	33	24
3rd Down: M/A/Pct.	94/201 46.8	84/217 38.7
4th Down: M/A/Pct.	9/10 90.0	10/14 71.4
TOTAL NET YARDS	6141	5357
Avg. Per Game	383.8	334.8
Total Plays	1026	1018
Avg. Per Play	6.0	5.3
NET YARDS RUSHING	1859	1935
Avg. Per Game	116.2	120.9
Total Rushes	435	446
NET YARDS PASSING	4282	3422
Avg. Per Game	267.6	213.9
Tackled/Yards Lost	20/131	42/252
Gross Yards	4413	3674
Att./Completions	571/357	530/317
Completion Pct.	62.5	59.8
Had Intercepted	15	14
POINTS/AVERAGE	65/44.7	82/42.7
NET PUNTING AVG.	65/36.4	82/36.2
PENALTIES/YARDS	89/866	103/820
FUMBLES/BALL LOST	20/14	16/8
TOUCHDOWNS	50	37
Rushing	14	13
Passing	33	22
Defense/Kicking	3/0	1/1
POSESSION AVG.	29:33	30:27

SCORE BY PERIODS	1	2	3	4	OT	TOTAL
COLTS	73	117	84	155	0	429
OPPONENTS	52	106	86	82	0	326

SCORING	TDR	TDP	TDRT	PAT	FG	2P	S	TP
Vanderjagt					46-46	25-27		121
James	13	5					1	110
Harrison			14					84
Pollard			3			1		20
Dilger			3					18
Pathon			3					18
Wilkins		3						18
Burris				1				6
Finn			1					6
Green			1					6
Holley				1				6
Manning		1						6
Muhammad				1				6
Bratzke							1	2
J. Williams							1	2

COLTS	14	33	3	46-46	25-27	2	2	429
OPPONENTS	13	22	2	33-33	21-28	1	1	326

2-Point: Colts 2-4, Opponents 3-4

FGS	1-19	20-29	30-39	40-49	50+	TOT.
Vanderjagt	1-1	6-6	13-13	5-6	0-1	25-27
COLTS	1-1	6-6	13-13	5-6	0-1	25-27
OPP.	1-1	11-14	4-4	4-6	1-3	21-28

Vanderjagt:	(23	40	47	31	41	22	45)		
	(33	33	34	(23	38	40	(36	(19)	
	(26	38	35	(38	59	(32)	(37	(23	39)
	(48	31	(28)						
OPP:	(1	50	24	(1	19	30	27	(21	51)
	(27	26	28)	(29	21	(41	37	(47	51)
	(42	28	(28)	(49	45	21	(29	46)	
	(25	31	(31)						

RUSHING	NO.	YDS.	AVG.	LG	TD
James	387	1709	4.4	30	13
Manning	37	116	3.1	14	1
Gordon	4	13	3.3	6	0
Smith	1	11	11.0	11	0
Wilkins	3	8	2.7	6	0
Pathon	1	3	3.0	3	0
Finn	1	1	1.0	1	0
al-Jabbar	1	-2	-2.0	-2	0
COLTS	435	1859	4.3	30	14
OPPONENTS	446	1935	4.3	55	13

RECEIVING	NO.	YDS.	AVG.	LG	TD
Harrison	102	1413	13.9	78t	14
James	63	594	9.4	60	5
Pathon	50	646	12.9	38	3
Dilger	47	538	11.4	32	3
Wilkins	43	569	13.2	43t	3
Pollard	30	439	14.6	50t	3
Green	18	201	11.2	34t	1
Finn	4	13	3.3	6	1
COLTS	357	4413	12.4	78t	33
OPPONENTS	317	3674	11.6	50	22

INTERCEPTIONS	NO.	YDS.	AVG.	LG	TD
Burris	4	38	9.5	27t	1
Macklin	2	35	17.5	35	0
Peterson	2	8	4.0	5	0
Cota	2	3	1.5	3	0
Muhammad	1	40	40.0	40t	1
Poole	1	1	1.0	1	0
Washington	1	1	1.0	1	0
Johnson	1	-1	-1.0	-1	0
COLTS	14	125	8.9	40t	2
OPPONENTS	15	212	14.1	43	1

PUNTING NO.	YDS.	AVG.	TB	IN20	LG	BLK.
Smith	65	2906	44.7	9	20	65
COLTS	65	2906	44.7	9	20	65
OPPONENTS	82	3503	42.7	9	20	70

PUNT RETURNS	NO.	FC	YDS.	AVG.	LG	TD
Wilkins	29	13	240	8.3	36	0
P. Williams	7	1	108	15.4	40	0
Muhammad	2	0	4	2.0	4	0
COLTS	38	14	352	9.3	40	0
OPPONENTS	28	21	357	12.8	80	0

KICKOFF

RETURNS	NO.	YDS.	AVG.	LG	TD
Pathon	26	583	22.4	48	0
Wilkins	15	279	18.6	30	0
P. Williams	12	238	19.8	29	0
Muhammad	2	45	22.5	26	0
Holley	1	10	10.0	10	0
Dilger	1	0	0.0	0	0
Macklin	1	0	0.0	0	0
COLTS	58	1155	19.9	48	0
OPPONENTS	73	1736	23.8	92t	1

SACKS: Colts 42.0; Opponents 20.0; Bratzke 7.5-6.9;

M. Thomas 5.0-3.2; Belser 5.0-2.5; Johnson 5.0-2.5;

Burris 3.0-1.9; J. Williams 3.0-18.5; Bennett 3.0-1.7;

Chester 2.5-7.5; Washington 2.0-1.3; Scioli 2.0-7.7;

Holley 2.0-6; Hollier 1.0-7; Whittington 1.0-6

USUAL STARTERS

PRO BOWLERS IN BOLDFACE

	OFFENSE	DEFENSE
WR	Jerome Pathon	LDE Bernard Holsey
LT	Tarik Glenn	LDT Bernard Whittington
LG	Steve McKinney	RDT Ellis Johnson
C	Jeff Saturday	RDE Chad Bratzke
RG	Larry Moore	LLB Cornelius Bennett
RT	Adam Meadows	MLB Dwight Hollier
TE	Ken Dilger	RLB Mike Peterson
WR	Marvin Harrison	LCB Jeff Burris
QB	Payton Manning	RCB Tyrone Poole
RB	Edgerrin James	SS Chad Cota
TE	Marcus Pollard	FS Jason Belser

PASSING	ATT.	COMP.	YDS.	PCT.	AVG./ATT.	TD	TD%	INT.	INT%	LG	SACKED	RATING
Manning	571	357	4413	62.5	7.73	33	5.8	15	2.6	78t	20/131	94.7
COLTS	571	357	4413	62.5	7.73	33	5.8	15	2.6	78t	20/131	94.7
OPPONENTS	530	317	3674	59.8	6.93	22	4.2	14	2.6	50	42/252	83.6



RECORDS

2001

RECORD: 6-10 COACH: JIM MORA
FOURTH – AFC EASTERN DIVISION

HOME: 3-5 AWAY: 3-5

DIV: 3-5 CONF: 5-7 NCONF: 1-3

PRESEASON (2-2)				
DATE	RESULTS	OPPONENT	ATTENDANCE	
8/11	W	28-21 SEATTLE	45,089	
8/18	L	26-27 DETROIT	48,165	
8/24	L	21-28 @ Minnesota	63,804	
8/30	W	23-17 @ Cincinnati	42,032	

REGULAR SEASON (6-10)				
DATE	RESULTS	OPPONENT	ATTENDANCE	
*Sellout				
9/9	W	45-24 @ New York Jets	78,606	
9/23	W	42-26 BUFFALO	*56,135	
9/30	L	13-44 @ New England	60,292	
10/14	L	18-23 OAKLAND	*56,972	
10/21	L	17-38 NEW ENGLAND	*56,022	
10/25	W	35-28 @ Kansas City	74,212	
11/4	W	30-14 @ Buffalo	63,786	
11/11	L	24-27 MIAMI	*57,127	
11/18	L	20-34 @ New Orleans	70,020	
11/25	L	21-40 SAN FRANCISCO	*56,393	
12/2	L	27-39 @ Baltimore	69,382	
12/10	L	6-41 @ Miami	73,858	
12/16	W	41-27 ATLANTA	*56,603	
12/23	L	28-29 NEW YORK JETS	*56,302	
12/30	L	17-42 @ St. Louis	66,084	
1/6	W	29-10 DENVER	*56,192	

TEAM STATISTICS	COLTS	OPP
TOTAL FIRST DOWNS	343	323
Rushing	110	108
Passing	206	195
Penalty	27	20
3rd Down: M/A/Pct.	85/205 41.5	90/207 43.5
4th Down: M/A/Pct.	5/8 62.5	7/15 46.7
TOTAL NET YARDS	5955	5715
Avg. Per Game	372.2	357.2
Total Plays	1025	1004
Avg. Per Play	5.8	5.7
NET YARDS RUSHING	1966	2115
Avg. Per Game	122.9	132.2
Total Rushes	438	455
NET YARDS PASSING	3989	3600
Avg. Per Game	249.3	225.0
Tackled/Yards Lost	30/238	40/257
Gross Yards	4227	3857
Att./Completions	557/349	509/311
Completion Pct.	62.7	61.1
Had Intercepted	23	15
PUNTS/AVERAGE	68/44.5	67/42.7
NET PUNTING AVG.	68/33.8	67/36.6
PENALTIES/YARDS	76/370	96/579
FUMBLES/BALL LOST	20/15	16/10
TOUCHDOWNS	47	57
Rushing	16	20
Passing	27	30
Defense/Kicking	2/2	6/1
POSSESSION AVG.	30:32	29:28

SCORE BY PERIODS	1	2	3	4	OT	TOTAL
COLTS	70	160	109	74	0	413
OPPONENTS	61	200	66	159	0	486

SCORING	TDR	TDP	TRT	PAT	FG	2P	S	TP
Vanderjagt					41-42	28-34		125
Harrison	15							90
Rhodes	9	1						60
Pollard	8							48
Manning	4							24
James	3					1		20
Pathon	2							12
Dilger	1						1	8
Burris	1							6
Insley	1							6
Nwkorie	1							6
Wilkins	1							6
McDougal							1	2

COLTS	16	27	4	41-42	28-34	3	0	413
OPPONENTS	20	30	7	52-53	30-36	1	0	486

Z-Point: Colts 3-5, Opponents 1-4

FGS	1-19	20-29	30-39	40-49	50+	TOT.
Vanderjagt 0-0	7-8	6-6	12-16	3-4	28-34	
COLTS	0-0	7-8	6-6	12-16	3-4	28-34
OPP.	0-0	8-8	9-10	13-15	0-3	30-36

Vanderjagt: (37/45)|(47/34)|(46b/42/25b/42/24)

(49/50/42/34/41/47/25/52/41/54)

(33/25/35/40/39/21/45/50/43/48)

(22/40/45/22/25)

OPP: (22/48/37/49/47/48/35/39/42/59/37)

(43/48/22/48b/31/31/46/48/30/46)

(26/30/29/27/46)|(35/32)

(47/22/48/46/24/50)|(54/25)

RUSHING	NO.	YDS.	AVG.	LG	TD
Rhodes	233	1104	4.7	77t	9
James	151	662	4.4	29t	3
Manning	35	157	4.5	33t	4
McDougal	17	48	2.8	12	0
Harrison	1	3	3.0	3	0
Pathon	1	-8	-8.0	-8	0
COLTS	438	1966	4.5	77t	16
OPPONENTS	455	2115	4.6	56t	20

RECEIVING	NO.	YDS.	AVG.	LG	TD
Harrison	109	1524	14.0	68	15
Pollard	47	739	15.7	86t	8
Wilkins	34	332	9.8	28	0
Rhodes	34	224	6.6	19	0
Dilger	32	343	10.7	44	1
Wayne	27	345	12.8	43	0
Pathon	24	330	13.8	60t	2
James	24	193	8.0	27	0
Insley	14	165	11.8	26	1
Simmons	2	17	8.5	12	0
McDougal	1	10	10.0	10	0
McKinney	1	5	5.0	5	0
COLTS	349	4227	12.1	86t	27
OPPONENTS	311	3857	12.4	91t	30

INTERCEPTIONS	NO.	YDS.	AVG.	LG	TD
Burris	3	69	23.0	30t	1
Macklin	3	15	5.0	11	0
Cota	2	21	10.5	12	0
Peterson	2	18	9.0	13	0
Harper	2	17	8.5	14	0
Phillips	1	18	18.0	18	0
Bashir	1	0	0.0	0	0
Walls	1	0	0.0	0	0
COLTS	15	158	10.5	30t	1
OPPONENTS	23	545	23.7	78t	6

PUNTING NO.	YDS.	AVG.	TB	IN20	LG	BLK.
Smith	68	3023	44.5	12	65	0
COLTS	68	3023	44.5	12	65	0
OPPONENTS	67	2861	42.7	6	26	59

PUNT RETURNS	NO.	FC	YDS.	AVG.	LG	TD
Wilkins	21	4	219	10.4	78t	1
Insley	7	8	71	10.1	33	0
Harper	1	0	0	0.0	0	0
COLTS	29	12	290	10.0	78t	1
OPPONENTS	35	13	486	13.9	67	1

KICKOFF RETURNS	NO.	YDS.	AVG.	LG	TD
Wilkins	44	1007	22.9	50	0
McDougal	16	362	22.6	40	0
Rhodes	14	366	26.4	88t	1
Finn	3	29	9.7	13	0
Simmons	2	27	13.5	15	0
Nwkorie	2	15	7.5	9	0
Insley	1	23	23.0	23	0
Pathon	1	13	13.0	13	0
Cota	1	0	0.0	0	0
COLTS	84	1832	21.8	88t	1
OPPONENTS	87	2006	23.1	64	0

SACKS: Colts 40.0, Opponents 30.0; Bratzke 8.5-48.5; Washington 8.0-28.5; Nwkorie 5.0-19.5; Sciofi 4.0-39.0; Johnson 3.5-38.5; Williams 3.0-21.0; Peterson 1.5-8.5; Thomas 1.5-7.5; Sword 1.0-24.0; Peter 1.0-8.0; Phillips 1.0-7.0; Morris 1.0-4.0, Bird 0.5-1.5; Macklin 0.5-1.5

USUAL STARTERS PRO BOWLERS IN BOLDFACE

OFFENSE			DEFENSE		
WR	Reggie Wayne	LDE	Brad Sciofi		
LT	Tarik Glenn	LDT	Josh Williams		
LG	Steve McKinney	RDT	Ellis Johnson		
C	Jeff Saturday	RDE	Chad Bratzke		
RG	Larry Moore	LLB	Marcus Washington		
RT	Adam Meadows	MLB	Rob Morris		
TE	Ken Dilger	RLB	Mike Peterson		
WR	Marvin Harrison	LCB	Jeff Burris		
QB	Peyton Manning	RCB	David Macklin		
RB	Dominic Rhodes	SS	Chad Cota		
TE	Marcus Pollard	FS	Idrees Bashir		

PASSING	ATT.	COMP.	YDS.	PCT.	AVG./ATT.	TD	TD%	INT.	INT%	LG	SACKED	RATING
Manning	547	343	4131	62.7	7.55	26	4.8	23	4.2	86t	29/327	84.1
Rypien	9	5	57	55.6	6.33	0	0.0	0	0.0	21t	1/6	74.8
Dilger	1	1	39	100.0	39.00	1	100.0	0	0.0	39t	0/0	159.3
COLTS	557	349	4227	62.7	7.59	27	4.8	23	4.1	86t	30/238	84.9
OPPONENTS	509	311	3957	61.1	7.58	30	5.9	15	2.9	91t	40/257	91.9



RECORDS

2002

RECORD: 10-6 COACH: TONY DUNGY SECOND - AFC SOUTH DIVISION

HOME: 5-3 AWAY: 5-3

DIV: 4-2 CONF: 8-4 NCONF: 2-2

PRESEASON (2-2)

DATE	RESULTS	OPPONENT	ATTENDANCE
8/10	W 28-10	@ Seattle	52,902
8/17	L 10-22	CINCINNATI	40,860
8/24	W 19-7	BUFFALO	41,406
8/30	L 21-25	@ New Orleans	67,247

REGULAR SEASON (10-6)

DATE	RESULTS	OPPONENT	ATTENDANCE
9/8	W 28-25	@ Jacksonville	56,595
9/15	L 13-21	MIAMI	*56,650
9/22	W 23-3	@ Houston	69,204
10/6	W 28-21	CINCINNATI	*56,570
10/13	W 22-20	BALTIMORE	*56,174
10/21	L 10-28	@ Pittsburgh	62,800
10/27	L 21-26	@ Washington	80,169
11/3	L 15-23	@ TENNESSEE	*56,752
11/10	W 35-13	@ Philadelphia	65,660
11/17	W 20-3	DALLAS	*57,057
11/24	W 23-20	@ Denver	75,075
12/1	W 19-3	HOUSTON	*56,820
12/8	L 17-27	@ Tennessee	68,804
12/15	W 28-23	@ Cleveland	73,098
12/22	L 27-44	NEW YORK GIANTS	*56,579
12/29	W 20-13	JACKSONVILLE	*56,755
1/4	L 0-41	@ New York Jets	78,524

TEAM STATISTICS	COLTS	OPP
TOTAL FIRST DOWNS	324	279
Rushing	93	114
Passing	213	148
Penalty	18	17
3rd Down: M/A/Pct.	102/227 44.9	74/198 37.4
4th Down: M/A/Pct.	13/17 76.5	10/21 47.6
TOTAL NET YARDS	5616	4909
Avg. Per Game	351.0	306.8
Total Plays	1048	963
Avg. Per Play	5.4	5.1
NET YARDS RUSHING	1561	1992
Avg. Per Game	97.6	124.5
Total Rushes	434	459
NET YARDS PASSING	4055	2917
Avg. Per Game	253.4	182.3
Tackled/Yards Lost	23/145	36/243
Gross Yards	4200	3160
Att./Completions	591/392	468/288
Completion Pct.	66.3	61.5
Had Intercepted	19	10
PUNTS/AVERAGE	67/39.9	74/41.7
NET PUNTING AVG.	67/34.9	74/36.0
PENALTIES/YARDS	91/730	102/746
FUMBLES/BALL LOST	26/13	37/17
TOUCHDOWNS	40	36
Rushing	12	16
Passing	27	19
Defense/Kicking	1/0	1/0
TIME OF POSSESSION	30:52	29:08

SCORE BY PERIODS	1	2	3	4	OT	TOTAL
COLTS	55	75	59	157	3	349
OPPONENTS	83	94	64	72	0	319

SCORING	TDR	TDP	TDRT	PAT	FG	2P	S	TP
Vanderjagt				34-34	23-31			103
Harrison	11					1		68
Mungro	8							48
Pollard	6					1		38
Wayne	4							24
James	2	1				1		20
Ismail	3							18
Manning	2							12
Roberg	1							6
Washington			1					6
R. Williams	1							6
COLTS	12	27	1	34-34	23-31	3	0	349
OPPONENTS	16	19	1	32-34	21-26	1	0	313

2-Point: Colts 3-6, Opponents 1-2

FGS	1-19	20-29	30-39	40-49	50+	TOT.
Vanderjagt	1-1	7-8	6-7	6-12	3-3	23-31
COLTS	1-1	7-8	6-7	6-12	3-3	23-31
OPP.	0-0	11-12	6-6	3-4	1-4	21-26

Vanderjagt:	(33b)(25 23)(26 39 47 37)(1)
	(39 50 43 25 38)(48 41)(46)(48)
	(23 48 42 32)(41 54 51)(31 46)(44 44)
	(20 27)(19 27)
OPP.:	(52 27)(28)(54 24)(41 51)(48)
	(40 23 41 22)(38 34 39)(34 20)(21 52)(1)
	(34)(35 29)(29)(20)(32 23)

RUSHING	NO.	YDS.	AVG.	LG	TD
James	277	989	3.6	20	2
Mungro	97	336	3.5	49	8
Manning	38	148	3.9	13	2
R. Williams	11	35	3.2	10	0
Walters	2	33	16.5	17	0
Harrison	2	10	5.0	8	0
Finn	5	8	1.6	5	0
Denson	2	2	1.0	3	0
COLTS	434	1561	3.6	49	12
OPPONENTS	459	1992	4.3	67	16

RECEIVING	NO.	YDS.	AVG.	LG	TD
Harrison	143	1722	12.0	69	11
James	61	354	5.8	23	1
Wayne	49	716	14.6	49	4
Ismail	44	462	10.5	42t	6
Pollard	43	478	11.1	41t	6
Walters	18	207	11.5	27	0
Mungro	13	81	6.2	11	0
Davenport	8	70	8.8	22	0
Finn	6	31	5.2	12	0
Roberg	2	17	8.5	15	1
Wiggins	2	17	8.5	9	0
R. Williams	1	20	20.0	20t	1
D. Smith	1	14	14.0	14	0
Haddad	1	11	11.0	11	0
COLTS	392	4200	10.7	69	27
OPPONENTS	288	3160	11.0	82t	19

INTERCEPTIONS	NO.	YDS.	AVG.	LG	TD
Peterson	3	96	32.0	53	0
Bashir	2	4	2.0	4	0
Harris	2	0	0.0	0	0
Washington	1	40	40.0	40t	1
MacKlin	1	30	30.0	30	0
Gibson	1	0	0.0	0	0
COLTS	10	170	17.0	53	1
OPPONENTS	19	225	11.8	46	0

PUNTING NO.	YDS.	AVG.	TB	IN20	LG	BLK.
Smith	66	2672	40.5	9	26	69
COLTS	67	2672	39.9	9	26	69
OPPONENTS	74	3083	41.7	7	23	64

PUNT RETURNS	NO.	FC	YDS.	AVG.	LG	TD
Walters	35	15	270	7.7	34	0
Walker	2	0	6	3.0	5	0
Crosby	0	0	6	0.0	6	0
Haddad	0	1	0	0.0	0	0
COLTS	37	16	282	7.6	34	0
OPPONENTS	27	17	156	5.8	53	0

KICKOFF RETURNS	NO.	YDS.	AVG.	LG	TD
Walters	53	1150	21.7	44	0
Walker	3	50	16.7	28	0
Denson	2	38	19.0	20	0
Haddad	2	19	9.5	14	0
R. Williams	2	35	17.5	21	0
Doering	1	2	2.0	2	0
D. Smith	1	16	16.0	16	0
COLTS	64	1310	20.5	44	0
OPPONENTS	74	1515	20.5	67	0

SACKS: Colts 36.0, Opponents 23.0; Freeney 13.0-92; Sciofi 7.0-41; Bratzke 6.0-41; Morris 3.0-23; Washington 2.0-13; Brock 1.0-9; Cannida 1.0-5; Gibson 1.0-11; Mallard 1.0-7; J. Williams 1.0-1

USUAL STARTERS PRO BOWLERS IN BOLDFACE

OFFENSE	DEFENSE
WR Qadry Ismail	LDE Chad Bratzke
LT Tank Glenn	LDT Brad Scioli
LG Rick DeMulling	ROT Larry Tripplett
C Jeff Saturday	RDE Dwight Freeney
RG Ryan Diem	LLB Mike Peterson
RT Adam Meadows	MLB Rob Morris
TE Marcus Pollard	RCB Marcus Washington
WR Marvin Harrison	LCB Walt Harris
QB Peyton Manning	RCB David MacKlin
RB Edgerrin James	SS David Gibson
TE Joe Dean Davenport	FS Idrees Bashir
WR Reggie Wayne	

PASSING	ATT.	COMP.	YDS.	PCT.	AVG./ATT.	TD	TD%	INT.	INT%	LG	SACKED	RATING
Manning	591	392	4200	66.3	7.11	27	4.6	19	3.2	69t	23/145	88.8
COLTS	591	392	4200	66.3	7.11	27	4.6	19	3.2	69t	23/145	88.8
OPPONENTS	468	288	3160	61.5	6.75	19	4.1	10	2.1	82t	36/243	86.1

2 0 0 3

RECORD: 12-4 COACH: TONY DUNGY

FIRST – AFC SOUTH DIVISION

HOME: 5-3 ROAD: 7-1

DIV: 5-1 CONF: 9-3 NCONF: 3-1

PRESEASON (3-1)			
DATE	RESULTS	OPPONENT	ATTENDANCE
8/9	L 18-20	@ Chicago	52,634
8/15	W 21-7	SEATTLE	37,469
8/25	W 28-23	@ Denver	72,510
8/29	W 21-20	CINCINNATI	38,534

REGULAR SEASON (12-4)			
*Sellout			
DATE	RESULTS	OPPONENT	ATTENDANCE
9/7	W 9-6	@ Cleveland	73,358
9/14	W 33-7	TENNESSEE	*56,999
9/21	W 23-13	JACKSONVILLE	55,770
9/28	W 55-21	@ New Orleans	70,020
10/6	W 38-35 OT	@ Tampa Bay	65,647
10/12	L 20-23 OT	CAROLINA	*57,082
10/26	W 30-21	HOUSTON	*56,132
11/2	W 23-17	@ Miami	73,258
11/9	L 23-28	@ Jacksonville	45,037
11/16	W 38-31	NEW YORK JETS	*56,801
11/23	W 17-14	@ Buffalo	73,004
11/30	L 34-38	NEW ENGLAND	*57,102
12/7	W 29-7	@ Tennessee	68,809
12/14	W 38-27	ATLANTA	*57,103
12/21	L 17-31	DENVER	*57,149
12/28	W 20-17	@ Houston	70,680
1/4	W 41-10	DENVER	*56,586
1/11	W 38-31	@ Kansas City	79,159
1/18	L 14-24	@ New England	68,436

TEAM STATISTICS		COLTS	OPP			
TOTAL FIRST DOWNS		348	279			
Rushing		104	117			
Passing		212	138			
Penalty		32	24			
3rd Down: M/A/Pct.		91/217 41.9	72/188 38.3			
4th Down: M/A/Pct.		11/17 64.7	6/11 54.5			
TOTAL NET YARDS		5874	4789			
Avg. Per Game		367.1	299.3			
Total Plays		1041	913			
Avg. Per Play		5.6	5.2			
NET YARDS RUSHING		1695	1980			
Avg. Per Game		105.9	123.8			
Total Rushes		453	437			
NET YARDS PASSING		4179	2809			
Avg. Per Game		261.2	175.6			
Tackled/Yards Lost		19/110	31/225			
Gross Yards		4289	3034			
Att./Completions		569/381	445/277			
Completion Pct.		67.0	62.2			
Had Intercepted		10	15			
PUNTS/AVERAGE		64/41.3	74/42.1			
NET PUNTING AVG.		64/35.4	74/37.8			
PENALTIES/YARDS		92/662	123/1005			
FUMBLES/BALL LOSS		25/10	30/15			
TOUCHDOWNS		48	41			
Rushing		16	19			
Passing		29	18			
Defense/Kicking		3/0	2/2			
TIME OF POSSESSION		30:54	29:06			
SCORE BY PERIODS						
	1	2	3	4 OT	TOTAL	
COLTS	61	135	130	118	3	447
OPPONENTS	75	89	83	86	3	336

PASSING	ATT.	COMP.	YDS.	PCT.	AVG./ATT.	TD	TD%
Manning	566	379	4267	67.0	7.54	29	5.1
Huard	3	2	22	66.7	7.33	0	0.0
COLTS	569	381	4289	67.0	7.54	29	5.1
OPPONENTS	445	277	3034	62.2	6.82	18	4.0

SCORING	TDR	TDP	TDRT	PAT	FG	2P	S	TP
Vanderjagt					46-46	37-37		157
James	11							66
Harrison		10						60
Wayne		7						42
Pollard		3						18
Stokley		3						18
Walters		3						18
R. Williams	2	1						18
Mungro	2				1	14		6
Brackett			1					6
Clark			1					6
Freaney			1					6
Harper			1					6
Rhodes			1					6
H. Smith	1							6
COLTS	16	29	3	46-46	37-37	1	0	447
OPPONENTS	19	18	4	38-38	16-21	0	0	336

2-Point: Colts 1-2, Opponents 2-3

FGS	1-19	20-29	30-39	40-49	50+	TOT.
Vanderjagt	0-0	17-17	7-7	12-12	1-1	37-37
COLTS	0-0	17-17	7-7	12-12	1-1	37-37
OPP.	1-1	5-5	3-3	7-10	0-2	16-21

Vanderjagt:	(22,46,45)	(29,41,23,48)	(46,36,29)
	(41,42)	(29,39,22)	(31,29,22)
	(50,44,25)	(27,26,27)	(31,24,40,29)
	(21,35,36,23,26)	(43,40,39,43)	
	(19,20)	(46,49,41,37)	(38,43)(60,62b)
	(29,23,47)	(23)	(43)(48)(40,40)
	(24)(36)		

RUSHING	NO.	YDS.	AVG.	LG	TD
James	310	1259	4.1	43	11
Rhodes	37	157	4.2	25	0
R. Williams	48	155	3.2	19	2
Mungro	24	60	2.5	9	2
Manning	28	26	0.9	10	0
H. Smith	1	21	21.0	21t	1
Huard	3	8	2.7	9	0
Walters	1	6	6.0	6	0
Harrison	1	3	3.0	3	0
COLTS	453	1695	3.7	43	16
OPPONENTS	437	1980	4.5	42	19

RECEIVING	NO.	YDS.	AVG.	LG	TD
Harrison	94	1272	13.5	79t	10
Wayne	68	838	12.3	57t	7
James	51	292	5.7	17	0
Pollard	40	541	13.5	70	3
Walters	36	456	12.7	46t	3
Clark	29	340	11.7	42	1
Stokley	22	211	9.6	37t	3
R. Williams	22	157	7.1	17t	1
Moorehead	7	101	14.4	35	0
Rhodes	6	62	10.3	27	1
Davenport	3	23	7.7	9	0
Peyton	1	2	2.0	2	0
Manning	1	-2	-2.0	-2	0
Mungro	1	-4	-4.0	-4	0
COLTS	381	4289	11.3	79t	29
OPPONENTS	277	3034	11.0	74t	18

INTERCEPTIONS	NO.	YDS.	AVG.	LG	TD
Harper	4	121	30.3	75t	1
Strickland	2	43	21.5	24	0
Nelson	2	22	11.0	12	0
Bashir	2	9	4.5	9	0
Thornton	2	3	1.5	2	0
Brackett	1	31	31.0	31t	1
Doss	1	15	15.0	15	0
Macklin	1	0	0.0	0	0
COLTS	15	244	16.3	75t	2
OPPONENTS	10	125	12.5	41	1

PUNTING NO.	YDS.	AVG.	TB	IN20	LG	BLK.
Smith	62	2617	42.2	3	20	55
Vanderjagt	1	29	29.0	0	1	29
COLTS	63	2646	41.3	3	21	55
OPPONENTS	74	3115	42.1	4	32	64

PUNT RETURNS	NO.	FC	YDS.	AVG.	LG	TD
Pyatt	12	8	110	9.2	21	0
Walters	11	7	105	9.5	26	0
Wilkins	7	0	25	3.6	16	0
Macklin	1	1	0	0.0	0	0
Harrison	0	1	0	0.0	0	0
COLTS	31	16	240	7.7	26	0
OPPONENTS	32	15	319	10.0	36	0

KICKOFF RETURNS

RETURNERS	NO.	YDS.	AVG.	LG	TD
Pyatt	19	544	28.6	90	0
Rhodes	16	411	25.7	49	0
Wilkins	14	325	23.2	42	0
Walters	6	126	21.0	34	0
R. Williams	4	67	16.8	23	0
Mungro	2	7	3.5	5	0
D. Smith	1	15	15.0	15	0
Pollard	1	9	9.0	9	0
Allen	1	6	6.0	6	0
COLTS	64	1510	23.6	90	0
OPPONENTS	93	1999	21.5	92t	2

SACKS: Colts 31.0, Opponents 19.0; Freaney 11.0-89;

Washington 6.0-41; Mathis 3.5-30; Bratzke 3.0-14;

Brook 2.0-8; Team 1.0-12; J. Williams 1.0-11; Brackett

1.0-9; Triplett 1.0-6.5; Thornton 1.0-2; Reagar 0.5-2.5

USUAL STARTERS

PRO BOWLERS IN BOLDFACE

OFFENSE	DEFENSE
WR Reggie Wayne	LDE Raheem Brock
LT Tarik Glenn	LDT Larry Triplett
LG Rick DeMulling	RDT Montae Reagar
C Jeff Saturday	RDE Dwight Freaney
RG Steve Sciullo	LLB Marcus Washington
RT Ryan Diem	MLB Rob Morris
TE Marcus Pollard	RLB David Thornton
WR Marvin Harrison	LCB Walt Harris
QB Peyton Manning	RCB Nick Harper
RB Edgerrin James	SS Mike Doss
TE Dallas Clark	FS Idrees Bashir
K Mike Vanderjagt	

INT.	INT%	LG	SACKED	RATING
10	1.8	79t	18/107	99.0
0	0.0	13	1/3	88.2
0	1.8	79t	19/110	99.0
15	3.4	74t	31/225	81.8



RECORDS

2004

RECORD: 12-4 COACH: TONY DUNGY
FIRST – AFC SOUTH DIVISION
HOME: 7-1 ROAD: 5-3
DIV: 5-1 CONF: 8-4 NCONF: 4-0

PRESEASON (2-2)

DATE	RESULTS	OPPONENT	ATTENDANCE
8/14	W 21-17	@ San Diego	33,281
8/21	L 7-31	NY JETS	44,834
8/28	W 30-17	BUFFALO	56,356
9/3	L 13-16	@ Cincinnati	53,567

REGULAR SEASON (12-4)

DATE	RESULTS	OPPONENT	ATTENDANCE
9/9	L 24-27	@ New England	68,756
9/19	W 31-17	@ Tennessee	68,932
9/26	W 45-31	GREEN BAY	*57,280
10/3	W 24-17	@ Jacksonville	73,114
10/10	W 35-14	OAKLAND	*57,230
10/24	L 24-27	JACKSONVILLE	*56,615
10/31	L 35-45	@ Kansas City	78,312
11/8	W 31-28	MINNESOTA	*57,307
11/14	W 49-14	HOUSTON	*56,511
11/21	W 41-10	@ Chicago	61,908
11/25	W 41-9	@ Detroit	63,107
12/5	W 61-24	TENNESSEE	*57,278
12/12	W 23-14	@ Houston	70,762
12/19	W 20-10	BALTIMORE	*57,240
12/26	W 34-31 OT	SAN DIEGO	*57,330
1/2	L 14-33	@ Denver	75,149
1/9	W 49-24	DENVER	*56,609
1/16	L 3-20	@ New England	68,756

TEAM STATISTICS		COLTS	OPP
TOTAL FIRST DOWNS		379	331
Rushing		94	103
Passing		238	209
Penalty		47	19
3rd Down: M/A/Pct.		70/164 42.7	91/217 41.9
4th Down: M/A/Pct.		4/7 57.1	9/28 32.1
TOTAL NET YARDS		6475	5929
Avg. Per Game		404.7	370.6
Total Plays		968	1042
Avg. Per Play		6.7	5.7
NET YARDS RUSHING		1852	2037
Avg. Per Game		115.8	127.3
Total Rushes		427	440
NET YARDS PASSING		4623	3892
Avg. Per Game		288.9	243.3
Tackled/Yards Lost		14/109	45/340
Gross Yards		4732	4232
Att./Completions		527/353	557/364
Completion Pct.		67.0	65.4
Had Intercepted		10	19
PUNTS/AVERAGE		54/45.2	52/42.7
NET PUNTING AVG.		54/36.8	52/37.9
PENALTIES/YARDS		106/801	116/877
FUMBLES/BALL LOST		19/7	36/17
TOUCHDOWNS		66	39
Rushing		10	12
Passing		51	26
Defense/Kicking		3/2	0/1
TIME OF POSSESSION		28:40	31:20

SCORE BY PERIODS	1	2	3	4	OT	TOTAL
COLTS	120	157	118	124	3	522
OPPONENTS	78	102	73	98	0	351

SCORING	TDR	TDRT	PAT	FG	2P	S	TP
Vanderjagt				59-60	20-25		119
Harrison	15						90
Wayne	12						72
Stokley	10						60
James	9					1	56
Pollard	6						36
Clark	5						30
Mungro	3						18
Rhodes	1	1					12
David		1					6
Hutchins		1					6
Morris		1					6
Sanders		1					6
Bryant				5-5	0-1		5
COLTS	10	51	5	64-65	20-26	1	0 522
OPPONENTS	12	26	1	36-36	25-31	3	0 351

2-Point: Colts 1-1, Opponents 3-3

FGS	1-19	20-29	30-39	40-49	50+	TOT.
Vanderjagt	0-0	6-6	9-11	5-7	0-1	20-25
Bryant	0-0	0-0	0-0	0-1	0-0	0-1
COLTS	0-0	6-6	9-11	5-8	0-1	20-26
OPP.	0-0	6-6	7-9	9-11	3-5	25-31

Vanderjagt:	NO.	YDS.	AVG.	LG	TD			
	(32,48)	(28)	(45)	(46)	(34)	(54)	(35)	(39)
	(34)	20	(47)	30	(30)	43	44	
	(24)	33	(33)	36	26	23	47	30

RUSHING	NO.	YDS.	AVG.	LG	TD
James	334	1548	4.6	40	9
Rhodes	53	254	4.8	55	1
Manning	25	38	1.5	19	0
Mungro	5	19	3.8	8	0
Smith	1	2	2.0	2	0
Wayne	1	-4	-4.0	-4	0
Sorgi	8	-5	-0.6	2	0
COLTS	427	1852	4.3	55	10
OPPONENTS	440	2037	4.6	47	12

RECEIVING	NO.	YDS.	AVG.	LG	TD
Harrison	86	1113	12.9	59	15
Wayne	77	1210	15.7	71t	12
Stokley	68	1077	15.8	69t	10
James	51	483	9.5	56	0
Pollard	29	309	10.7	31	6
Clark	25	423	16.9	80t	5
Mungro	7	36	5.1	16	3
Hartssock	4	33	8.3	17	0
Rhodes	2	24	12.0	20	0
Pyatt	2	12	6.0	7	0
Moorehead	1	7	7.0	7	0
Walters	1	5	5.0	5	0
COLTS	353	4732	13.4	80t	51
OPPONENTS	364	4232	11.6	79t	26

INTERCEPTIONS	NO.	YDS.	AVG.	LG	TD
David	4	36	9.0	34t	1
Harper	3	12	4.0	12	0
June	2	71	35.5	71	0
Doss	2	32	16.0	32	0
Brackett	2	2	1.0	2	0
Hutchins	1	77	77.0	77t	1
Morris	1	17	17.0	17	0
Thornton	1	5	5.0	5	0
Bacon	1	0	0.0	0	0
Jefferson	1	0	0.0	0	0
Nelson	1	0	0.0	0	0
COLTS	19	252	13.3	77t	2
OPPONENTS	10	191	19.1	65	0

PUNTING NO.	YDS.	AVG.	TB	IN20	LG	BLK.
Smith	54	2443	45.2	3	21	62
COLTS	54	2443	45.2	3	21	62
OPPONENTS	52	2220	42.7	4	16	64

PUNT RETURNS	NO.	FC	YDS.	AVG.	LG	TD
David	8	4	50	6.3	13	0
Pyatt	8	5	47	5.9	13	0
Walters	7	6	40	5.7	14	0
Moorehead	1	0	34	34.0	34	0
COLTS	24	15	171	7.1	34	0
OPPONENTS	29	13	395	13.6	91t	1

KICKOFF RETURNS	NO.	YDS.	AVG.	LG	TD
Rhodes	48	1188	24.8	88t	1
Pyatt	10	230	23.0	32	0
Mungro	7	111	15.9	24	0
Walters	1	16	16.0	16	0
Peko	0	0	0.0	0	0
COLTS	66	1545	23.4	88t	1
OPPONENTS	92	1960	21.3	71	0

SACKS: Colts 45.0, Opponents 14.0; Freeney 16.0-12.0; Mathis 10.5-9.0; Brock 6.5-4.8; Reagor 5.0-2.4; Morris 3.0-1.8; Scioli 2.0-3.2; Thomas 1.0-6; Doss 1.0-2

USUAL STARTERS

PRO BOWLERS IN BOLDFACE

OFFENSE	DEFENSE
WR Reggie Wayne	LDE Raheem Brock
LT Tarik Glenn	LDT Montae Reagor
LG Rick DetMulling	RDT Josh Williams
C Jeff Saturday	RDE Dwight Freeney
RG Jake Scott/Tupe Peko	LLB David Thornton
RT Ryan Diem	MLB Rob Morris
TE Marcus Pollard	RLB Cato June
WR Marvin Harrison	LCB Nick Harper
QB Peyton Manning	RCB Jason David
RB Edgerrin James	SS Mike Doss
TE Dallas Clark	FS Idrees Bashir

PASSING	ATT.	COMP.	YDS.	PCT.	AVG./ATT.	TD	TD%	INT.	INT%	LG	SACKED	RATING
Manning	497	336	4557	67.6	9.17	49	9.9	10	2.0	80t	13/101	121.1
Sorgi	29	17	175	58.6	6.03	2	6.9	0	0.0	71t	1/8	99.1
Saturday	1	0	0	0.0	0.00	0	0.0	0	0.0	0	0/0	39.6
COLTS	527	353	4732	67.0	8.98	51	9.7	10	1.9	80t	14/109	119.7
OPPONENTS	557	364	4232	65.4	7.60	26	4.7	19	3.4	79t	45/340	89.5



RECORDS

2005

RECORD: 14-2 COACH: TONY DUNGY
FIRST – AFC SOUTH DIVISION
HOME: 7-1 ROAD: 7-1
DIV: 6-0 CONF: 11-1 NCONF: 3-1

PRESEASON (0-5)

DATE	RESULTS	OPPONENT	ATTENDANCE
8/6	L 21-27	@ Atlanta	45,203
8/13	L 10-17	BUFFALO	56,045
8/20	L 17-24	CHICAGO	52,704
8/27	L 24-37	@ Denver	74,152
9/2	L 0-38	@ Cincinnati	59,780

REGULAR SEASON (14-2)

***Sellout**

DATE	RESULTS	OPPONENT	ATTENDANCE
9/11	W 24-7	@ Baltimore	70,501
9/18	W 10-3	JACKSONVILLE	*56,460
9/25	W 13-6	CLEVELAND	*57,127
10/2	W 31-10	@ Tennessee	69,149
10/9	W 28-3	@ San Francisco	68,048
10/17	W 45-28	ST. LOUIS	*57,307
10/23	W 38-20	@ Houston	70,621
11/7	W 40-21	@ New England	68,756
11/13	W 31-17	HOUSTON	*57,209
11/20	W 45-37	@ Cincinnati	65,995
11/28	W 26-7	PITTSBURGH	*57,442
12/4	W 35-3	TENNESSEE	*57,228
12/11	W 26-18	@ Jacksonville	67,164
12/18	L 17-26	SAN DIEGO	*57,389
12/24	L 13-28	@ Seattle	67,855
1/1	W 17-13	ARIZONA	*57,211
1/5	L 18-21	PITTSBURGH	*57,449

TEAM STATISTICS

	COLTS	OPP
TOTAL FIRST DOWNS	363	269
Rushing	116	91
Passing	217	163
Penalty	30	15
3rd Down: M/A/Pct.	91/187 48.7	76/207 36.7
4th Down: M/A/Pct.	8/13 61.5	14/24 58.3
TOTAL NET YARDS	5799	4913
Avg. Per Game	362.4	307.1
Total Plays	1000	953
Avg. Per Play	5.8	5.2
NET YARDS RUSHING	1703	1762
Avg. Per Game	106.4	110.1
Total Rushes	465	398
NET YARDS PASSING	4096	3151
Avg. Per Game	256.0	196.9
Tackled/Yards Lost	20/95	46/318
Gross Yards	4191	3469
Att./Completions	515/347	509/343
Completion Pct.	67.4	67.4
Had Intercepted	11	18
POINTS/AVERAGE	52/44.3	67/41.7
NET PUNTING AVG.	52/37.1	67/36.9
PENALTIES/YARDS	94/690	119/857
FUMBLERS/BALL LOST	14/8	32/13
TOUCHDOWNS	53	27
Rushing	18	9
Passing	31	17
Defense/Kicking	4/0	0/1
TIME OF POSSESSION	30:22	29:38

SCORE BY PERIODS

	1	2	3	4	OT	TOTAL
COLTS	90	122	119	108	0	439
OPPONENTS	61	63	47	76	0	247

SCORING TDR TDP TDRT PAT FG 2P S TP

Vanderjagt 52-52 23-25 121

James 13 1 84

Harrison 12 72

Wayne 5 30

Clark 4 24

Rhodes 4 24

Fletcher 3 18

Walters 3 18

June 2 12

Utchert 2 12

Carthon 1 6

Reagor 1 6

Stokley 1 6

Tripplett 1 6

Rayner 0-1 0

COLTS 18 31 4 52-52 23-26 0 0 439

OPPONENTS 9 17 1 24-24 19-27 2 0 247

Z-Point: Colts 0-1, Opponents 2-3

FGS 1-19 20-29 30-39 40-49 50+ TOT.

Vanderjagt 1-1 9-9 6-7 7-8 0-1 23-26

Rayner 0-0 0-0 0-0 0-0 0-1 0-1

COLTS 1-1 9-9 6-7 7-8 0-1 23-26

OPP. 0-0 8-8 3-5 8-12 0-2 19-27

Vanderjagt: (20/41) 20/23 (20/48 22/36)
(35.20) (45/19) 29.48 44.28 (1)
(40.34 38.46) (32/24.31) 32(44)
(XXXXXXXXXXXXXXXXXX59)(X)

Rayner:
OPP.: (38.47, 45)(42.28) 40.22 (34.38) (30)
(29.49)(1)(24) 43.41 44(41) 51.24
(27) (36 20.48 49) 57(28 42)

RUSHING NO. YDS. AVG. LG TD

James 360 1506 4.2 33 13

Rhodes 40 118 3.0 24 4

Manning 33 45 1.4 12 0

Carthon 13 18 1.4 7 1

Mungro 7 15 2.1 7 0

Sorgi 12 1 0.1 6 0

COLTS 465 1703 3.7 33 18

OPPONENTS 398 1762 4.4 83t 9

RECEIVING NO. YDS. AVG. LG TD

Wayne 83 1055 12.7 66t 5

Harrison 82 1146 14.0 80t 12

James 44 337 7.7 20 1

Stokley 41 543 13.2 45 1

Clark 37 488 13.2 56 4

Fletcher 18 202 11.2 23 3

Walters 14 152 10.9 39 3

Rhodes 12 88 7.3 15 0

Moorehead 7 75 10.7 24 0

Utchert 3 59 19.7 26t 2

Mungro 3 28 9.3 17 0

Hartssock 2 8 4.0 7 0

Carthon 1 10 10.0 10 0

COLTS 347 4191 12.1 80t 31

OPPONENTS 343 3469 10.1 68t 17

INTERCEPTIONS NO. YDS. AVG. LG TD

June 5 115 23.0 36 2

Brackett 3 50 16.7 31 0

Harper 3 41 13.7 21 0

David 2 13 6.5 13 0

Doss 2 8 4.0 8 0

Gardner 1 16 16.0 16 0

Jackson 1 16 16.0 16 0

Sanders 1 0 0.0 0 0

COLTS 18 259 14.4 36 2

OPPONENTS 11 136 12.4 36 0

PUNTING NO. YDS. AVG. TB IN20 LG BLK.

Smith 52 2301 44.3 5 23 58 0

COLTS 52 2301 44.3 5 23 58 0

OPPONENTS 67 2791 41.7 7 17 62 0

PUNT RETURNS NO. FC YDS. AVG. LG TD

Walters 21 25 172 8.2 29 0

Harrison 1 0 10 10.0 10 0

David 1 0 0 0.0 0 0

Jackson 1 0 0 0.0 0 0

COLTS 24 25 182 7.6 29 0

OPPONENTS 25 15 272 10.9 29 0

KICKOFF RETURNS NO. YDS. AVG. LG TD

Rhodes 41 855 20.9 39 0

Carthon 5 92 18.4 25 0

Mungro 2 39 19.5 22 0

Jefferson 1 11 11.0 11 0

Walters 1 13 13.0 13 0

Utchert 1 7 7.0 7 0

COLTS 51 1017 19.9 39 0

OPPONENTS 89 1978 22.2 89t 1

SACKS: Colts 46.0, Opponents 20.0; Mathis 11.5-11.0; Freaney 11.0-71.5; Brock 6.5-52.5; Reagor 5.5-21; Tripplett 4.0-26; Thomas 3.0-23 Thornton 2.0-7; Brackett 1.0-0; Gardner 1.0-5; Labinjo 0.5-2

USUAL STARTERS PRO BOWLERS IN BOLDFACE

OFFENSE		DEFENSE	
WR Reggie Wayne	LDE Raheem Brock	LB Tarik Glenn	LDT Corey Simon
LT Ryan Lijia	RT Montae Reagor	C Jeff Saturday	RDE Dwight Freaney
RG Jake Scott	LLB David Thornton	RB Ryan Diem	MLB Gary Brackett
RT Ryan Diem	MLB Gary Brackett	TE Dallas Clark	RLB Cato June
WR Marvin Harrison	LCB Nick Harper	QB Peyton Manning	RCB Jason David
RB Edgerin James	SS Mike Doss	TE Bryan Fletcher	FS Bob Sanders

PASSING	ATT.	COMP.	YDS.	PCT.	AVG./ATT.	TD	TD%	INT.	INT%	LG	SACKED	RATING
Manning	453	305	3747	67.3	8.27	28	6.2	10	2.2	80t	17/81	104.1
Sorgi	61	42	444	68.9	7.28	3	4.9	1	1.6	45	3/14	99.4
Smith	1	0	0	0.0	0.00	0	0.0	0	0.0	0	0/0	39.6
COLTS 515	347	4191	67.4	8.14	31	6.0	11	2.1	80t	20/95	103.3	
OPPONENTS 509	343	3469	67.4	6.82	17	3.3	18	3.5	80t	46/318	83.0	



RECORDS

2006

WORLD CHAMPIONS

RECORD: 12-4 COACH: TONY DUNGY

FIRST - AFC SOUTH DIVISION

HOME: 8-0 ROAD: 4-4

DIV: 3-3 CONF: 9-3 NCONF: 3-1

PRESEASON (1-3)			
DATE	RESULTS	OPPONENT	ATTENDANCE
8/10	L 17-19	@ St. Louis	60,620
8/20	L 17-30	SEATTLE	56,596
8/26	W 27-14	@ New Orleans	58,228
9/1	L 3-20	CINCINNATI	56,512

REGULAR SEASON (12-4)			
*Sellout			
DATE	RESULTS	OPPONENT	ATTENDANCE
9/10	W 26-21	@ New York Giants	78,622
9/17	W 43-24	HOUSTON	*56,614
9/24	W 21-14	JACKSONVILLE	*57,041
10/1	W 31-28	@ New York Jets	77,190
10/8	W 14-13	TENNESSEE	*57,021
10/22	W 36-22	WASHINGTON	*57,274
10/29	W 34-31	@ Denver	76,767
11/5	W 27-20	@ New England	68,756
11/12	W 17-16	BUFFALO	*57,306
11/19	L 14-21	@ Dallas	63,706
11/26	W 45-21	PHILADELPHIA	*57,296
12/3	L 17-20	@ Tennessee	69,143
12/10	L 17-44	@ Jacksonville	67,164
12/18	W 34-16	CINCINNATI	*57,232
12/24	L 24-27	@ Houston	70,130
12/31	W 27-22	MIAMI	*57,310
1/6	W 23-8	KANSAS CITY	*57,215
1/13	W 15-6	@ Baltimore	71,162
1/21	W 38-34	NEW ENGLAND	*57,433
2/4	W 29-17	Chicago (at Miami)	74,512

TEAM STATISTICS			COLTS	OPP
TOTAL FIRST DOWNS				
Rushing	112	150	150	150
Passing	241	150	241	150
Penalty	23	25	23	25
3rd Down: M/A/Pct. 105/187 56.1 90/191 47.1				
4th Down: M/A/Pct. 0/4 0.0 11/14 78.6				
TOTAL NET YARDS 6070 5316				
Avg. Per Game 379.4 332.3				
Total Plays 1011 959				
Avg. Per Play 6.0 5.5				
NET YARDS RUSHING 1762 2768				
Avg. Per Game 110.1 173.0				
Total Rushes 439 519				
NET YARDS PASSING 4308 2548				
Avg. Per Game 269.3 159.3				
Tackled/Yards Lost 15/89 25/157				
Gross Yards 4397 2705				
Att./Completions 557/362 415/266				
Completion Pct. 65.0 64.1				
Had Intercepted 9 15				
PUNTS/AVERAGE 48/43.4 47/43.3				
NET PUNTING AVG. 48/34.5 47/36.8				
PENALTIES/YARDS 86/718 86/667				
FUMBLES/BALL LOST 13/10 28/11				
TOUCHDOWNS 50 41				
Rushing 17 20				
Passing 31 16				
Defense/Kicking 1/1 2/3				
TIME OF POSSESSION 29:32 30:28				

SCORE BY PERIODS	1	2	3	4	OT	TOTAL
COLTS	68	138	106	115	0	427
OPPONENTS	44	127	59	130	0	360

SCORING	TDR	TDP	TDR/T PAT	FG	2P	S	TP
Vinatieri				38-38	25-28		113
Harrison	12						72
Wayne	9				1		56
Addai	7	1					48
Rhodes	5						30
Clark	4						24
Manning	4						24
Fletcher	2						12
Gramatica				9-9	1-1		12
Carthon	1						6
Hayden		1					6
Klecko	1						6
Moorehead	1						6
Stokley	1						6
Wilkins			1				6
Smith				0-1			0
COLTS	17	31	2	47-48	26-29	1	0 427
OPPONENTS	20	16	5	40-40	24-35	1	0 360

FGS	1-19	20-29	30-39	40-49	50+	TOT.
Vinatieri	1-1	3-3	12-13	9-10	0-1	25-28
Gramatica	0-0	1-1	0-0	0-0	0-1	1-1
COLTS	1-1	4-4	12-13	9-10	0-1	26-29
OPP.	0-0	8-9	5-8	10-17	1-1	24-35

Vinatieri:	(26 32 48 32)	(39 43 38)	(X)(X)(30 19 47)
	(42 30 48 37)	(23 37 31 46)	(31)(X)(44)
	(53 20)	(41)(30 44)	(33)(46 34)
Gramatica:	(X)(X)(20)	(X)(X)(X)(X)(X)(X)(X)(X)(X)(X)(X)	
OPP.:	(40)	(43)	(24 43)
	(49 35 26)	(22 30 43 41)	(43 46)(36)
	(25 60)	(48 48 34 46)	(27 30 28)(42 48)
	(28 38 42 27 34)		

RUSHING	NO.	YDS.	AVG.	LG	TD
Addai	226	1081	4.8	41	7
Rhodes	187	641	3.4	17	5
Manning	23	36	1.6	12	4
Carthon	3	4	1.3	3t	1
COLTS	439	1762	4.0	41	17
OPPONENTS	519	2768	5.3	76	20

RECEIVING	NO.	YDS.	AVG.	LG	TD
Harrison	95	1366	14.4	68t	12
Wayne	86	1310	15.2	51t	9
Addai	40	325	8.1	21t	1
Utecht	37	377	10.2	26t	0
Rhodes	36	251	7.0	27	0
Clark	30	367	12.2	40	4
Fletcher	18	202	11.2	26	2
Stokley	8	85	10.6	23	1
Moorehead	8	82	10.3	36	1
Proehl	3	30	10.0	13	0
Klecko	1	2	2.0	2t	1
COLTS	362	4397	12.1	68t	31
OPPONENTS	286	2705	10.2	46	16

INTERCEPTIONS	NO.	YDS.	AVG.	LG	TD
Harper	3	18	6.0	19	0
June	3	14	4.7	8	0
Doss	2	47	23.5	31	0
David	2	16	8.0	16	0
Bethae	1	38	38.0	38	0
Jackson	1	24	24.0	24	0
Boiman	1	0	0.0	0	0
Giordano	1	0	0.0	0	0
Sanders	1	0	0.0	0	0
COLTS	15	157	10.5	38	0
OPPONENTS	9	136	15.1	39t	1

PUNTING NO.	YDS.	AVG.	TB	IN20	LG	BLK.
Smith	47	2085	44.4	5	14	61
COLTS	48	2085	43.4	5	14	61
OPPONENTS	47	2036	43.3	5	17	63

PUNT RETURNS	NO.	FC	YDS.	AVG.	LG	TD
Wilkins	21	13	193	9.2	82t	1
Rushing	2	2	14	7.0	8t	0
COLTS	23	15	207	9.0	82t	1
OPPONENTS	25	9	327	13.1	87t	1

KICKOFF RETURNS	NO.	YDS.	AVG.	LG	TD
Wilkins	52	1272	24.5	70	0
Rushing	2	67	33.5	47	0
Carthon	2	21	10.5	21	0
Da Reid	1	3	3.0	3	0
Hayden	1	1	1.0	1	0
Dorsey	0	4	0.0	4	0
COLTS	58	1368	23.6	70	0
OPPONENTS	78	2029	26.0	103t	2

SACKS: Colts 25.0, Opponents 15.0; Mathis 9.5-68.5; Freaney 5.5-35.5; Brock 3.0-13.5; McFarland 2.5-11.5; June 1.0-3.0; Reagar 1.0-5.0; Thomas 1.0-8.0; Team 1.0-7.0; Schobel 0.5-5.0

USUAL STARTERS

PRO BOWLERS IN BOLDFACE

OFFENSE	DEFENSE
WR Reggie Wayne LDE	Robert Mathis
LT Tarik Glenn LDT	Anthony McFarland
LG Dylan Gandy RDT	Raheem Brock
C Jeff Saturday RDE	Dwight Freeneey
RG Jake Scott LLB	Gilbert Gardner
RT Ryan Diem MLB	Gary Brackett
TE Dallas Clark RLB	Cato June
WR Marvin Harrison LCB	Nick Harper
QB Peyton Manning RCB	Jason David
RB Dominic Rhodes FS	Antoine Bethea
H-B Ben Utecht SS	Marlin Jackson

PASSING	ATT.	COMP.	YDS.	PCT.	AVG./ATT.	TD	TD%	INT.	INT%	LG	SACKED	RATING
Manning	557	362	4397	65.0	7.89	31	5.6	9	1.6	68t	14/86	101.0
Addai	0	0	0	0.0	0.00	0	0.0	0	0.0	0	1/3	0.0
COLTS	557	362	4397	65.0	7.89	31	5.6	9	1.6	68t	15/89	101.0
OPPONENTS	415	266	2705	64.1	6.52	16	3.9	15	3.6	46t	25/157	80.4



RECORDS

2007

RECORD: 13-3 COACH: TONY DUNGY

FIRST – AFC SOUTH DIVISION

HOME: 6-2 ROAD: 7-1

DIV: 5-1 CONF: 9-3 NCONF: 4-0

PRESEASON (1-3)			
DATE	RESULTS	OPPONENT	ATTENDANCE
8/9	L 10-23	@ Dallas	60,175
8/20	L 24-27	CHICAGO	56,769
8/25	W 37-10	DETROIT	57,101
9/1	L 6-14	@ Cincinnati	65,243

REGULAR SEASON (13-3)			
*Sellout			
DATE	RESULTS	OPPONENT	ATTENDANCE
9/6	W 41-10	NEW ORLEANS	*57,361
9/16	W 22-20	@ Tennessee	69,143
9/23	W 30-24	@ Houston	70,765
9/30	W 38-20	DENVER	*57,274
10/7	W 33-14	TAMPA BAY	*57,202
10/22	W 29-7	@ Jacksonville	67,164
10/28	W 31-7	@ Carolina	74,005
11/4	L 20-24	NEW ENGLAND	*57,540
11/11	L 21-23	@ San Diego	67,726
11/18	W 13-10	KANSAS CITY	*57,294
11/22	W 31-13	@ Atlanta	69,845
12/2	W 28-25	JACKSONVILLE	*57,302
12/9	W 44-20	@ Baltimore	70,513
12/16	W 21-14	@ Oakland	62,000
12/23	W 39-15	HOUSTON	*57,262
12/30	L 10-16	TENNESSEE	*57,202
1/3	L 24-28	SAN DIEGO	*56,950

TEAM STATISTICS		COLTS	OPP
TOTAL FIRST DOWNS		357	288
Rushing		119	111
Passing		212	162
Penalty		26	15
3rd Down: M/A/Pct.	100/203 49.3	94/208 45.2	
4th Down: M/A/Pct.	6/10 60.0	14/25 56.0	
TOTAL NET YARDS		5739	4475
Avg. Per Game		358.7	279.7
Total Plays		1020	980
Avg. Per Play		5.6	4.6
NET YARDS RUSHING		1706	1711
Avg. Per Game		106.6	106.9
Total Rushes		446	454
NET YARDS PASSING		4033	2764
Avg. Per Game		252.1	172.8
Tackled/Yards Lost		23/139	28/162
Gross Yards		4172	2926
Att./Completions		551/355	498/325
Completion Pct.		64.4	65.3
Had Intercepted		14	22
PUNTS/AVERAGE		52/41.9	56/44.2
NET PUNTING AVG.		52/34.2	56/38.5
PENALTIES/YARDS		67/515	85/722
FUMBLES/BALL LOST		14/5	27/15
TOUCHDOWNS		54	31
Rushing		19	10
Passing		32	16
Defense/Kicking		2/1	1/4
TIME OF POSSESSION		29:49	30:11

SCORE BY PERIODS				
COLTS	1	2	3	4 OT TOTAL
COLTS	90	146	118	96 0 450
OPPONENTS	67	67	41	87 0 262

SCORING	TDR	TDP	TDRT	PAT	FG	2P	S	TP
Vinatieri					49-51	23-29		118
Addai	12	3					1	92
Clark		11						66
Wayne		10						60
Keith	3	1						24
Gonzalez		3						18
Manning	3							18
Brackett			1					6
C.Dawson	1							6
Giordano		1						6
Harrison		1						6
Lawton		1						6
Rushing		1						6
Thorpe		1						6
Utecht		1						6
Fletcher							1	2
Freney								1 2
COLTS	19	32	3	49-51	23-29	2	2	450
OPPONENTS	10	16	5	27-27	15-20	2	0	262

FGS	1-19	20-29	30-39	40-49	50+	TOT.
Vinatieri	1-1	14-15	8-10	0-2	0-1	23-29
COLTS	1-1	14-15	8-10	0-2	0-1	23-29
OPP.	0-0	1-1	10-10	3-7	1-2	15-20

RUSHING	NO.	YDS.	AVG.	LG	TD
Addai	261	1072	4.1	23	12
Keith	121	533	4.4	22	3
C.Dawson	30	64	2.1	12	1
Clark	2	29	14.5	15	0
Lawton	5	13	2.6	4	0
Wayne	1	4	4.0	4	0
Sorgi	6	-4	-0.7	1	0
Manning	20	-5	-0.3	4	3
COLTS	446	1706	3.8	23	19
OPPONENTS	454	1711	3.8	32	10

RECEIVING	NO.	YDS.	AVG.	LG	TD
Wayne	104	1510	14.5	64	10
Clark	58	616	10.6	39	11
Addai	41	364	8.9	73t	3
Gonzalez	37	576	15.6	57t	3
Utecht	31	364	11.7	30	1
Harrison	20	247	12.4	42	1
Fletcher	18	143	7.9	21	0
Keith	13	77	5.9	14	1
Thorpe	12	70	5.8	12	1
Moorehead	8	65	8.1	16	0
Aromashodu	7	96	13.7	28	0
Lawton	4	29	7.3	11	1
C.Dawson	2	15	7.5	9	0
COLTS	355	4172	11.8	73t	32
OPPONENTS	325	2926	9.0	55	16

INTERCEPTIONS	NO.	YDS.	AVG.	LG	TD
Brackett	4	128	32.0	49	0
Bethea	4	47	11.8	30	0
Hayden	3	17	5.7	20	0
Giordano	2	89	44.5	83t	1
Sanders	2	32	16.0	29	0
Boiman	2	28	14.0	26	0
Session	2	3	1.5	3	0
Keiaho	1	11	11.0	11	0
Bullitt	1	0	0.0	0	0
Jackson	1	0	0.0	0	0
COLTS	22	355	16.1	83t	1
OPPONENTS	14	136	9.7	37	0

PUNTING NO.	YDS.	AVG.	TB	IN20	LG	BLK.	
Smith	52	2181	41.9	5	18	63	0
COLTS	52	2181	41.9	5	18	63	0
OPPONENTS	56	2474	44.2	2	24	65	1

PUNT RETURNS	NO.	FC	YDS.	AVG.	LG	TD
Rushing	19	14	249	13.1	90t	1
Thorpe	6	0	31	5.2	29t	0
COLTS	25	14	280	11.2	90t	1
OPPONENTS	22	13	305	13.9	74t	1

KICKOFF RETURNS	NO.	YDS.	AVG.	LG	TD
Rushing	31	714	23.0	47	0
Thorpe	15	318	21.2	40	0
Lawton	5	95	19.0	22	0
Keith	1	15	15.0	15	0
Reid	1	15	15.0	15	0
COLTS	53	1157	21.8	47	0
OPPONENTS	81	2029	25.0	94t	3

SACKS: Colts 28.0, Opponents 23.0; Mathis 7.0-50.0; Freney 3.5-15.5; Sanders 3.5-17.0; Brock 2.5-14.5; Pitcock 1.5-6.5; Charleston 1.0-0.0; K. Dawson 1.0-5.0; Hagler 1.0-2.0; Johnson 1.0-6.0; Klecko 1.0-9.0; Rice 1.0-8.0; Thomas 1.0-5.0; Team 1.0-8.0; Brackett 0.5-0.0; Jackso 0.5-5.5; Keiaho 0.5-5.5; Reid 0.5-4.5

USUAL STARTERS PRO BOWLERS IN BOLDFACE

OFFENSE		DEFENSE	
WR Reggie Wayne	LDE	Robert Mathis	
LT Tony Ugho	LDT	Raheem Brock	
LG Ryan Lilja	RDT	Ed Johnson	
C Jeff Saturday	RDE	Dwight Freney	
RG Jake Scott	LLB	Rocky Boiman	
RT Ryan Diem	MLB	Gary Brackett	
TE Dallas Clark	RLB	Freddy Keiaho	
WR Anthony Gonzalez	LCB	Kelvin Hayden	
QB Peyton Manning	RCB	Marlin Jackson	
RB Joseph Addai	SS	Antoine Bethea	
H-B Ben Utecht	FS	Bob Sanders	

PASSING	ATT.	COMP.	YDS.	PCT.	AVG./ATT.	TD	TD%	INT.	INT%	LG	SACKED	RATING
Manning	515	337	4040	65.4	7.84	31	6.0	14	2.7	73t	21/124	98.0
Sorgi	36	18	132	50.0	3.67	1	2.8	0	0.0	12t	2/15	68.3
COLTS	551	355	4172	64.4	7.57	32	5.8	14	2.5	73t	23/139	96.1
OPPONENTS	498	325	2926	65.3	5.88	16	3.2	22	4.4	55t	28/162	73.3



RECORDS

2008

RECORD: 12-4 COACH: TONY DUNGY
SECOND – AFC SOUTH DIVISION
HOME: 6-2 ROAD: 6-2
DIV: 4-2 CONF: 10-2 NCONF: 2-2

PRESEASON (1-4)

DATE	RESULTS	OPPONENT	ATTENDANCE
8/3	L 16-30	@ Washington	22,216
8/9	L 20-23	@ Carolina	70,492
8/16	W 16-9	@ Atlanta	59,693
8/24	L 7-20	BUFFALO	65,333
8/28	L 7-27	CINCINNATI	64,331

REGULAR SEASON (12-4)

*Sellout ^Roof/Window Open #Roof Open/Window Closed
 @Roof Closed/Window Open

DATE	RESULTS	OPPONENT	ATTENDANCE
9/7	L 13-29	CHICAGO	*^66,822
9/14	W 18-15	@ Minnesota	63,585
9/21	L 21-23	JACKSONVILLE	*65,938
10/5	W 31-27	@ Houston	70,118
10/12	W 31-3	BALTIMORE	*^66,153
10/19	L 14-34	@ Green Bay	71,010
10/27	L 21-31	@ Tennessee	69,143
11/2	W 18-15	NEW ENGLAND	*#65,508
11/9	W 24-20	@ Pittsburgh	64,943
11/16	W 33-27	HOUSTON	*66,201
11/23	W 23-20	@ San Diego	68,428
11/30	W 10-6	@ Cleveland	72,411
12/7	W 35-3	CINCINNATI	*66,402
12/14	W 31-21	DETROIT	*66,281
12/18	W 31-24	@ Jacksonville	65,648
12/28	W 23-0	TENNESSEE	*66,721
1/3	L 17-23 OT	@ San Diego	68,082

TEAM STATISTICS	COLTS	OPP
TOTAL FIRST DOWNS	321	305
Rushing	80	119
Passing	220	165
Penalty	21	21
3rd Down: M/A/Pct.	101/201 50.2	100/211 47.4
4th Down: M/A/Pct.	11/16 68.8	3/7 42.9
TOTAL NET YARDS	5368	4275
Avg. Per Game	335.5	310.9
Total Plays	969	983
Avg. Per Play	5.5	5.1
NET YARDS RUSHING	1274	1966
Avg. Per Game	79.6	122.9
Total Rushes	370	472
NET YARDS PASSING	4094	3009
Avg. Per Game	255.9	188.1
Tackled/Yards Lost	14/86	30/200
Gross Yards	4180	3209
Att./Completions	585/393	481/329
Completion Pct.	67.2	68.4
Had Intercepted	12	15
POINTS/AVERAGE	53/44.2	53/44.9
NET PUNTING AVG.	53/38.8	53/39.0
PENALTIES/YARDS	86/619	68/543
RUMBLES/BALL LOST	13/5	24/11
TOUCHDOWNS	45	28
Rushing	13	18
Passing	27	6
Defense/Return/Kicking	4/1/0	4/0/0
TIME OF POSSESSION	28:39	31:21

SCORE BY PERIODS	1	2	3	4	OT	TOTAL
COLTS	98	71	81	127	0	377
OPONENTS	45	111	67	75	0	298

PASSING	ATT.	COMP.	YDS.	PCT.	AVG./ATT.	TD	TD%
Manning	555	371	4002	66.8	7.21	27	4.9
Sorgi	30	22	178	73.3	5.93	0	0.0
COLTS	585	393	4180	67.2	7.15	27	4.6
OPONENTS	481	329	3209	68.4	6.67	6	1.2

SCORING TDR	TDP	TDR	PAT	FG	2P	S	TP
Vinatieri				43-43	20-25		103
Rhodes	6	3			1		56
Addai	5	2					42
Wayne	6				1		38
Clark	6						36
Harrison	5						30
Gonzalez	4						24
Brackett		1					6
Hayden		1					6
Manning	1						6
Mathis			1				6
Ratliff			1				6
Richard			1				6
Santi		1					6
Simpson		1					6
COLTS	13	27	5	43-43	20-25	2	0 377
OPONENTS	18	6	4	25-25	33-38	2	1 298

2-Point: Colts 2-2, Opponents 2-3

FGS	1-19	20-29	30-39	40-49	50+	TOT.
Vinatieri	0-0	3-3	11-13	4-7	2-2	20-25
COLTS	0-0	3-3	11-13	4-7	2-2	20-25
OPP.	1-1	11-11	9-11	9-12	3-3	33-38

Vinatieri:	(39.34)	(30.47)	(46.49)	(37.45B)	(52.36)
	(40.39.32.31)	(23.38.51)	(30.46)	(31)	(30.45)
	(28.21.38)	(41.25)	(45.27)	(53.46)	(28.48)
	(26.21.51)	(37.43)	(37.31)	(36.29)	(34.44)
	(35.48)	(29.35)	(25.42)	(28.34)	(35.47)
	(34.25.34)	(19.51)	(30.44)	(40)	

RUSHING	NO.	YDS.	AVG.	LG	TD
Addai	155	544	3.5	23	5
Rhodes	152	538	3.5	38	6
Ball	13	83	6.4	23	0
Simpson	15	45	3.0	10	1
Davenport	8	26	3.3	8	0
Manning	20	21	1.1	12	1
Hart	2	9	4.5	7	0
Sorgi	5	8	1.6	12	0
COLTS	370	1274	3.4	38	13
OPONENTS	472	1966	4.2	71t	18

RECEIVING	NO.	YDS.	AVG.	LG	TD
Wayne	82	1145	14.0	65t	6
Clark	77	848	11.0	33	6
Harrison	60	636	10.6	67t	5
Gonzalez	57	664	11.6	58	4
Rhodes	45	302	6.7	29	3
Addai	25	206	8.2	55t	2
Robinson	19	166	8.7	23	0
Santi	10	64	6.4	13	1
Davenport	4	54	13.5	33	0
Garcon	4	23	5.8	12	0
Simpson	3	30	10.0	15	0
Tammie	3	12	4.0	6	0
Hart	1	18	18.0	18	0
Hall	1	9	9.0	9	0
Ball	1	5	5.0	5	0
C.Johnson	1	-2	-2.0	-2	0
COLTS	393	4180	10.6	75	27
OPONENTS	329	3209	9.8	61	6

INTERCEPTIONS	NO.	YDS.	AVG.	LG	TD
Bullitt	4	7	1.8	3	0
Hayden	3	135	45.0	85t	1
Ratliff	2	37	18.5	35t	1
Jennings	2	9	4.5	6	0
Bethea	2	0	0.0	0	0
Hughes	1	16	16.0	16	0
Sanders	1	0	0.0	0	0
COLTS	15	204	13.6	85t	2
OPONENTS	12	294	24.5	99t	3

PUNTING NO.	YDS.	AVG.	TB	IN20	LG	BLK.
Smith	53	2345	44.2	2	23	64
COLTS	53	2345	44.2	2	23	64
OPONENTS	53	2381	44.9	9	17	75

PUNT RETURNS	NO.	FC	YDS.	AVG.	LG	TD
Ratliff	16	12	89	5.6	19	0
Forsett	4	1	36	9.0	25	0
Garcon	1	0	5	5.0	5	0
Harrison	1	0	2	2.0	2	0
COLTS	22	13	132	6.0	25	0
OPONENTS	27	11	249	9.2	39	0

KICKOFF RETURNS	NO.	YDS.	AVG.	LG	TD
Garcon	22	475	21.6	39	0
Simpson	15	344	22.9	46	0
Forsett	11	248	22.5	28	0
Davenport	5	107	21.4	26	0
Roby	5	101	20.2	25	0
Reid	1	12	12.0	12	0
K.Dawson	1	11	11.0	11	0
Tammie	1	11	11.0	11	0
Harrison	1	3	3.0	3	0
Wheeler	1	0	0.0	0	0
COLTS	63	1312	20.8	46	0
OPONENTS	70	1700	24.3	50	0

SACKS: Colts 30.0, Opponents 14.0; Mathis 11.5-66.5; Freenev 10.5-78.5; Brock 3.5-28.0; Reid 2.0-12.0; Howard 1.5-6.0; Cu. Johnson 1.0-9.0.

USUAL STARTERS

PRO BOWLERS IN BOLDFACE

OFFENSE	DEFENSE
WR Reggie Wayne	LDE Raheem Brock
LT Tony Ugho	RDT Eric Foster
LG Charlie Johnson	LDT Keyunta Dawson
C Jeff Saturday	RDE Dwight Freenev
RG Mike Pollak	LLB Clint Session
RT Ryan Diem	MLB Gary Brackett
TE Dallas Clark	RB Freddy Keiaho
WR Marvin Harrison	LCB Kelvin Hayden
QB Peyton Manning	RCB Martin Jackson
RB Joseph Addai	SS Antoine Bethea
H-B Gijon Robinson	FS Melvin Bullitt
	DE Robert Mathis

INT.	INT%	LG	SACKED	RATING
12	2.2	75	14/86	95.0
0	0.0	33	0/0	87.9
12	2.1	75	14/86	94.7
15	3.1	61	30/200	98.0



RECORDS

2009

AFC CHAMPIONS

RECORD: 14-2 COACH: JIM CALDWELL

FIRST – AFC SOUTH DIVISION

HOME: 7-1 ROAD: 7-1

DIV: 6-0 CONF: 10-2 NCONF: 4-0

PRESEASON (14-2)			
DATE	RESULTS	OPPONENT	ATTENDANCE
8/14	L 3-13	MINNESOTA	65,484
8/20	W 23-15	PHILADELPHIA	64,516
8/29	L 17-18	@ Detroit	37,011
9/3	L 7-38	@ Cincinnati	56,527

REGULAR SEASON (27-7)

*Sellout @Roof/Window Open #Roof Open/Window Closed
@Roof Closed/Window Open

DATE	RESULTS	OPPONENT	ATTENDANCE
9/13	W 14-12	JACKSONVILLE	*65,757
9/21	W 27-23	@ Miami	66,227
9/27	W 34-10	@ Arizona	62,692
10/4	W 34-17	SEATTLE	*66,112
10/11	W 31-9	@ Tennessee	69,143
10/25	W 42-6	@ St. Louis	60,108
11/1	W 18-14	SAN FRANCISCO	*66,229
11/8	W 20-17	HOUSTON	*66,033
11/15	W 35-34	NEW ENGLAND	*67,476
11/22	W 17-15	@ Baltimore	71,320
11/29	W 35-27	@ Houston	70,990
12/6	W 27-17	TENNESSEE	*66,321
12/13	W 28-16	DENVER	*67,248
12/17	W 35-31	@ Jacksonville	63,753
12/27	L 15-29	NEW YORK JETS	*67,222
1/3	L 7-30	@ Buffalo	69,849
1/16	W 20-3	BALTIMORE	*67,535
1/24	W 30-17	NEW YORK JETS	*67,650
2/7	L 17-31	New Orleans (at Miami)	74,059

TEAM STATISTICS			
COLTS	OPP		
TOTAL FIRST DOWNS	339	320	
Rushing	69	106	
Passing	241	203	
Penalty	29	11	
3rd Down: M/A/Pct.	95/193 49.2	104/231 45.0	
4th Down: M/A/Pct.	5/11 45.5	6/19 31.6	
TOTAL NET YARDS	5809	5427	
Avg. Per Game	363.1	339.2	
Total Plays	980	1094	
Avg. Per Play	5.9	5.0	
NET YARDS RUSHING	1294	2074	
Avg. Per Game	80.9	126.5	
Total Rushes	366	467	
NET YARDS PASSING	4515	3403	
Avg. Per Game	282.2	212.7	
Tackled/Yards Lost	13/95	34/228	
Gross Yards	4605	3631	
Att./Completions	601/402	583/372	
Completion Pct.	66.9	63.8	
Had Intercepted	19	16	
PUNTS/AVERAGE	64/44.3	65/44.4	
NET PUNTING AVG.	64/37.8	65/40.5	
PENALTIES/YARDS	74/546	92/689	
FUMBLE/BALL LOST	11/5	20/10	
TOUCHDOWNS	16	31	
Rushing	16	10	
Passing	34	19	
Defense/Kicking	2/1	1/1	
TIME OF POSSESSION	27:40	32:20	

SCORE BY PERIODS	1	2	3	4	OT	TOTAL
COLTS	96	147	58	115	0	416
OPONENTS	66	105	52	84	0	307

PASSING	ATT.	COMP.	YDS.	PCT.	AVG./ATT.	TD	TD%
Manning	571	393	4500	68.8	7.88	33	5.8
Painter	28	8	83	28.6	2.96	0	0.0
Addai	1	1	22	100.0	22.00	1	100.0
Wayne	1	0	0	0.0	0.00	0	0.0
COLTS	601	402	4605	66.9	7.66	34	5.7
OPONENTS	583	372	4631	63.8	6.23	19	3.3

SCORING	TDR	TDP	TRT	PAT	FG	2P	S	TP
Addai	10	3						78
Clark	10							60
Stover			33/33	9/11				60
Wayne	10							60
Collie	7							42
Vinatieri			17/18	7/9				38
Garcon	4							24
Brown	3							18
Simpson	2	1						18
Hart	1							6
Lacey			1					6
Session			1					6
COLTS	16	34	3	50-51	16-20	0	0	416
OPONENTS	10	19	2	27-27	30-36	2	0	307

Z-Point: Colts 0-2, Opponents 2-4

FGS	1-19	20-29	30-39	40-49	50+	TOT.
Stover	0-0	2-2	5-6	2-2	0-1	9-11
Vinatieri	1-1	3-3	1-2	2-2	0-1	7-9
COLTS	1-1	5-5	6-8	4-4	0-2	16-20
OPP.	0-0	4-4	13-14	11-14	2-4	30-36

Stover:	(X)(X)(X)(X)(X)(X)(X)(X)(X)(X)(X)(X)(X)(X)(X)(X)(X)(X)(X)(X)(X)(X)	(X)(X)(X)(X)(X)(X)(X)(X)(X)(X)(X)(X)(X)(X)(X)(X)(X)(X)(X)(X)(X)(X)
Vinatieri:	(X)(X)(X)(X)(X)(X)(X)(X)(X)(X)(X)(X)(X)(X)(X)(X)(X)(X)(X)(X)(X)(X)	(X)(X)(X)(X)(X)(X)(X)(X)(X)(X)(X)(X)(X)(X)(X)(X)(X)(X)(X)(X)(X)(X)
OPP.:	(X)(X)(X)(X)(X)(X)(X)(X)(X)(X)(X)(X)(X)(X)(X)(X)(X)(X)(X)(X)(X)(X)	(X)(X)(X)(X)(X)(X)(X)(X)(X)(X)(X)(X)(X)(X)(X)(X)(X)(X)(X)(X)(X)(X)

RUSHING	NO.	YDS.	AVG.	LG	TD
Addai	219	828	3.8	21t	10
Brown	78	281	3.6	45	3
Simpson	15	102	6.8	31t	2
Hart	26	70	2.7	15	1
Clark	2	11	5.5	7	0
Garcon	2	10	5.0	17	0
Painter	3	4	1.3	10	0
Collie	2	1	0.5	2	0
Manning	19	-13	-0.7	3	0
COLTS	366	1294	3.5	45	16
OPONENTS	467	2024	4.3	64t	10

RECEIVING	NO.	YDS.	AVG.	LG	TD
Wayne	100	1264	12.6	65t	10
Clark	100	1106	11.1	80t	10
Collie	60	676	11.3	39t	7
Addai	51	336	6.6	25	3
Garcon	47	765	16.3	66	4
Brown	11	169	15.4	72	0
Robinson	9	62	6.9	10	0
Santi	8	107	13.4	31	0
Hart	5	54	10.8	14	0
Basket	4	28	7.0	9	0
Tammie	3	35	11.7	21	0
Simpson	3	1	0.3	5	0
Clowers	1	2	2.0	2	0
COLTS	402	4605	11.5	80t	34
OPONENTS	372	3631	9.8	63t	19

INTERCEPTIONS	NO.	YDS.	AVG.	LG	TD
Bethea	4	19	4.8	19	0
Lacey	3	53	17.7	35t	1
Session	2	35	17.5	27t	1
Jennings	2	13	6.5	13	0
Sanders	1	29	29.0	29	0
Brackett	1	8	8.0	8	0
Hayden	1	6	6.0	6	0
Jackson	1	3	3.0	3	0
Powers	1	1	1.0	1	0
COLTS	16	167	10.4	35t	2
OPONENTS	19	229	12.1	42	0

PUNTING NO.	YDS.	AVG.	TB	IN20	LG	BLK.
McAfee	64	2837	44.3	6	21	60
COLTS	64	2837	44.3	6	21	60
OPONENTS	65	2883	44.4	5	25	59

PUNT RETURNS	NO.	FC	YDS.	AVG.	LG	TD
Rushing	21	22	119	5.7	22	0
Silva	7	1	32	4.6	7	0
Jennings	1	0	0	0.0	0	0
COLTS	29	23	151	5.2	22	0
OPONENTS	36	15	301	8.4	69	0

KICKOFF RETURNS	NO.	YDS.	AVG.	LG	TD
Simpson	38	898	23.6	93t	1
Rushing	7	127	18.1	22	0
Giguere	5	122	24.4	36	0
Collie	1	21	21.0	21	0
Brown	1	8	8.0	8	0
Dawson	1	14	14.0	14	0
Robinson	1	10	10.0	10	0
Silva	1	19	19.0	19	0
COLTS	55	1219	22.2	93t	1
OPONENTS	60	1519	25.3	106t	1

SACKS: Colts 34.0, Opponents 13.0; Freeney 13.5-95.5; Mathis 9.5-57.0; Brock 3.5-51.3; Foster 2.5-19.0; Brackett 1.0-7.0; A. Johnson 1.0-3.0; Keiasho 1.0-5.0; Wheeler 1.0-0.0; Muir 0.5-5.0; Session 0.5-5.0

USUAL STARTERS

PRO BOWLERS IN BOLDFACE

OFFENSE	DEFENSE
WR Reggie Wayne	LDE Robert Mathis
LT Charlie Johnson	LDT Dan Muir
LG Ryan Lijia	RTD Antonio Johnson
RG Jeff Saturday	RDE Dwight Freeney
RC Kyle DeVan	LLB Clint Session
RT Ryan Diem	MLB Gary Brackett
TE Dallas Clark	RLB Philip Wheeler
WR Pierre Garcon	LCB Kelvin Hayden
QB Peyton Manning	RCB Jerraud Powers
RB Joseph Addai	SS Antoine Bethea
H-B Gijon Robinson	FS Melvin Bullitt

INT.	INT%	LG	SACKED	RATING
16	2.8	80t	10/74	99.9
2	7.1	22t	3/16	9.8
0	0.0	22t	0/0	158.3
1	100.0	0	0/0	0.0
19	3.2	80t	13/90	95.4
16	2.7	63t	34/228	80.6



RECORDS

2010

RECORD: 10-6 COACH: JIM CALDWELL
 FIRST – AFC SOUTH DIVISION
 HOME: 6-2 ROAD: 4-4
 DIV: 4-2 CONF: 8-4 NCONF: 2-2

PRESEASON (0-4)

DATE	RESULTS	OPPONENT	ATTENDANCE
8/15	L 3-13	SAN FRANCISCO	65,664
8/19	L 23-15	@ Buffalo	39,583
8/26	L 17-18	@ Green Bay	68,987
9/2	L 7-38	CINCINNATI	65,622

REGULAR SEASON (10-6)

*Sellout *Roof/Window Open #Roof Open/Window Closed
 @Roof Closed/Window Open

DATE	RESULTS	OPPONENT	ATTENDANCE
9/12	L 24-34	@ Houston	70,974
9/19	W 38-14	NEW YORK GIANTS *#67,275	
9/26	W 27-13	@ Denver	76,401
10/3	L 28-31	@ Jacksonville	63,111
10/10	W 19-9	KANSAS CITY	*66,869
10/17	W 27-24	@ Washington	87,893
11/1	W 30-17	HOUSTON	*66,363
11/7	L 24-26	@ Philadelphia	69,144
11/14	W 23-17	CINCINNATI	*67,404
11/21	L 28-31	@ New England	68,756
11/28	L 14-36	SAN DIEGO	*66,085
12/5	L 35-38 OT	DALLAS	*67,471
12/9	W 30-28	@ Tennessee	69,143
12/19	W 34-24	JACKSONVILLE	*67,147
12/26	W 31-26	@ Oakland	52,567
1/2	W 23-20	TENNESSEE	*67,188
1/8	L 16-17	NEW YORK JETS	*65,332

TEAM STATISTICS	COLTS	OPP
TOTAL FIRST DOWNS	366	314
Rushing	87	111
Passing	253	190
Penalty	26	13
3rd Down: M/A/Pct.	91/204 44.6	78/200 39.0
4th Down: M/A/Pct.	5/8 62.5	8/18 44.4
TOTAL NET YARDS	6092	5465
Avg. Per Game	380.8	341.6
Total Plays	1088	1010
Avg. Per Play	5.6	5.4
NET YARDS RUSHING	1483	2032
Avg. Per Game	92.7	127.0
Total Rushes	393	445
NET YARDS PASSING	4609	3433
Avg. Per Game	288.1	214.6
Tackled/Yards Lost	16/91	30/194
Gross Yards	4700	3627
Att./Completions	679/450	535/356
Completion Pct.	66.3	66.5
Had Intercepted	17	10
PUNTS/AVERAGE	69/42.2	67/44.4
NET PUNTING AVG.	69/35.5	67/41.0
PENALTIES/YARDS	79/709	95/812
FUMBLES/BALL LOST	14/8	24/11
TOUCHDOWNS	51	42
Rushing	13	14
Passing	33	22
Defense/Kicking	4/1	4/2
TIME OF POSSESSION	29:41	30:19

SCORE BY PERIODS	1	2	3	4	OT	TOTAL
COLTS	78	160	68	129	0	435
OPPONENTS	70	89	115	111	3	388

SCORING TDR	TDP	TDRT	PAT	FG	2P	S	TP
Vinatieri				51-51	26-28		129
Collie	8						48
Garcon	6						36
James	6						36
Wayne	6						36
White	5						30
Addai	4						24
Tamme	4						24
Clark	3						18
Brown	2						12
Hayden		2					12
Hagler		1					6
Hart	1						6
Moala		1					6
Robinson	1						6
Smith		1					6
COLTS	13	33	5	51-51	26-28	0	435
OPPONENTS	14	22	6	41-41	31-36	1	388

2-Point: Colts 0-0, Opponents 1-1

FGS	1-19	20-29	30-39	40-49	50+	TOT.
Vinatieri	0-0	8-8	9-10	9-10	0-0	26-28
COLTS	0-0	8-8	9-10	9-10	0-0	26-28
OPP.	0-0	9-9	10-10	7-9	5-8	31-36

Vinatieri:	(20)(38)(38,33)(20,24,47,42)
	(38,43,48)(33)(48,23,36)(37)(28,47,23)
	(1)(1)(21,28,47)(34,37)(30)(48,44,43)
OPP:	(30,49)(25,34)(59)(45,35,43,51)(48,39)
	(53)(22,21,31,44)(27)(25)(28,33,50,30,20)
	(30,48,46,38)(22)(59,38,54,51,45)
	(26,42,61)

RUSHING	NO.	YDS.	AVG.	LG	TD
Brown	129	497	3.9	49	2
Addai	116	495	4.3	46	4
Hart	43	185	4.3	35	1
Rhodes	37	172	4.6	15	0
James	46	112	2.4	11	6
Manning	18	18	1.0	27	0
Garrison	2	6	3.0	11	0
Moore	2	-2	-1.0	11	0
COLTS	393	1483	3.8	49	13
OPPONENTS	445	2032	4.6	62	14

RECEIVING	NO.	YDS.	AVG.	LG	TD
Wayne	111	1355	12.2	50	6
Garcon	67	784	11.7	57	6
Tamme	67	631	9.4	30	4
Collie	58	649	11.2	73	8
Clark	37	347	9.4	50	3
White	36	355	9.9	33	5
Brown	20	205	10.3	25	0
Addai	19	124	6.5	15	0
James	9	63	7.0	11	0
James	6	40	6.7	17	0
Hart	6	25	4.2	10	0
Gonzalez	5	67	13.4	34	0
Eldridge	5	39	7.8	10	0
Robinson	3	12	4.0	16	1
Rhodes	1	4	4.0	14	0
COLTS	450	4700	10.4	73	33
OPPONENTS	356	3627	10.2	61	22

INTERCEPTIONS	NO.	YDS.	AVG.	LG	TD
Hayden	2	56	28.0	31t	2
Powers	2	11	5.5	11	0
Francisco	2	10	5.0	11	0
Lacey	1	44	44.0	44	0
Hagler	1	35	35.0	35	0
Betha	1	31	31.0	31	0
Bullitt	1	19	19.0	19	0
COLTS	10	206	20.6	44	2
OPPONENTS	17	277	16.3	47	4

PUNTING NO.	YDS.	AVG.	TB	IN20	LG	BLK.
McAfee	65	2731	42.0	7	21	66
Kapinos	4	178	44.5	1	2	55
COLTS	69	2909	42.2	8	23	66
OPPONENTS	67	2978	44.4	1	23	65

PUNT RETURNS	NO.	FC	YDS.	AVG.	LG	TD
White	10	14	80	8.0	18	0
Powers	8	4	63	7.9	13	0
James	7	3	35	5.0	14	0
Moore	6	3	36	6.0	16	0
COLTS	31	24	214	6.9	18	0
OPPONENTS	28	22	299	10.7	78t	1

KICKOFF RETURNS	NO.	YDS.	AVG.	LG	TD
Tyson	14	299	21.4	39	0
James	14	229	16.4	26	0
Moore	12	257	21.4	33	0
Rhodes	12	252	21.0	27	0
Brown	5	102	20.4	23	0
Moore	5	102	20.4	27	0
James	3	16	5.3	16	0
Hagler	1	41	41.0	41t	1
Foster	1	12	12.0	12	0
COLTS	67	1310	19.6	41t	1
OPPONENTS	73	1880	25.8	99t	1

SACKS: Colts 30.0, Opponents 16.0; Mathis 11.0-59.5; Freeny 10.0-74.0; Foster 3.5-30.5; Angerer 1.0-8.0; Team 1.0-8.0; Session 1.0-7.0; Hagler 1.0-1.0; Brackett 0.5-4.0; Betha 0.5-1.0; A. Johnson 0.5-1.0

USUAL STARTERS

PRO BOWLERS IN BOLDFACE

OFFENSE	DEFENSE
WR Reggie Wayne	LDE Robert Mathis
LT Charlie Johnson	LT Fili Moala
LG Kyle DeVan	RT Dan Muiir
C Jeff Saturday	RDE Dwight Freeny
RG Mike Pollak	LLB Pat Angerer
RT Ryan Diem	MLB Gary Brackett
TE Jacob Tamme	RLB Kavell Conner
WR Pierre Garcon	LCB Kelvin Hayden
QB Peyton Manning	RCB Jeraud Powers
RB Donald Brown	SS Antoine Betha
H-B Brody Eldridge	FS Aaron Francisco

PASSING	ATT.	COMP.	YDS.	PCT.	AVG./ATT.	TD	TD%	INT.	INT%	LG	SACKED	RATING
Manning	679	450	4700	66.3	6.92	33	4.9	17	2.5	73t	16/31	91.9
COLTS	679	450	4700	66.3	6.92	33	4.9	17	2.5	73t	16/31	91.9
OPPONENTS	535	356	3627	66.5	6.78	22	4.1	10	1.9	61	30/194	91.7



RECORDS

2011

RECORD: 2-14 COACH: JIM CALDWELL
 FOURTH – AFC SOUTH DIVISION
 HOME: 2-6 ROAD: 0-8
 DIV: 2-4 CONF: 2-10 NCONF: 0-4

PRESEASON (1-3)

DATE	RESULTS	OPPONENT	ATTENDANCE
8/13	L 10-33	@ St. Louis	55,461
8/19	L 3-16	WASHINGTON	64,753
8/26	L 24-59	GREEN BAY	65,285
9/1	W 28-30	@ Cincinnati	39,797

REGULAR SEASON (2-14)

DATE	RESULTS	OPPONENT	ATTENDANCE
9/11	L 7-34	@ Houston	71,444
9/18	L 19-27	CLEVELAND	*@65,035
9/25	L 20-23	PITTSBURGH	66,309
10/3	L 17-24	@ Tampa Bay	63,972
10/9	L 24-28	KANSAS CITY	*@65,088
10/16	L 17-27	@ Cincinnati	52,068
10/23	L 7-62	@ New Orleans	73,012
10/30	L 10-27	@ Tennessee	69,143
11/6	L 7-31	ATLANTA	*@65,218
11/13	L 3-17	JACKSONVILLE	*@64,619
11/27	L 19-27	CAROLINA	*@63,928
12/4	L 24-31	@ New England	68,756
12/11	L 10-24	@ Baltimore	71,187
12/18	W 27-13	TENNESSEE	*@64,271
12/22	W 19-16	HOUSTON	*@64,159
1/1	L 13-19	@ Jacksonville	62,481

TEAM STATISTICS	COLTS	OPP
TOTAL FIRST DOWNS	258	343
Rushing	69	136
Passing	170	193
Penalty	19	14
3rd Down: M/A/Pct.	74/214 34.6	98/216 45.4
4th Down: M/A/Pct.	4/11 36.4	3/6 50.0
TOTAL NET YARDS	4589	5935
Avg. Per Game	286.8	370.9
Total Plays	951	1062
Avg. Per Play	4.8	5.6
NET YARDS RUSHING	1594	2303
Avg. Per Game	99.6	143.9
Total Rushes	382	540
NET YARDS PASSING	2995	3632
Avg. Per Game	187.2	227.0
Tackled/Yards Lost	35/228	29/192
Gross Yards	3223	3824
Att./Completions	534/302	493/351
Completion Pct.	56.5	71.2
Had Intercepted	14	8
PUNTS/AVERAGE	89/46.0	74/43.6
NET PUNTING AVG.	89/38.8	74/40.3
PENALTIES/YARDS	76/549	84/804
FUMBLES/BALL LOST	24/15	15/9
TOUCHDOWNS	25	49
Rushing	8	19
Passing	14	25
Defense/Kicking	3/0	4/1
TIME OF POSSESSION	26:13	33:47

SCORE BY PERIODS	1	2	3	4	OT	TOTAL
COLTS	19	89	36	99	0	243
OPPONENTS	108	129	92	101	0	430

SCORING	TDR	TDP	TDRT	PAT	FG	2P	S	TP
Vinatieri					24/24	23/27		93
Garcon		6						36
Brown		5						30
Wayne		4						24
Clark		2						12
Carter		2						12
Addai		1						6
Anderson			1					6
Tammie		1						6
Powers			1					6
Collie		1						6
Lacey			1					6

COLTS	8	14	3	24/24	23/27	0	0	243
OPPONENTS	19	25	5	49/49	29/34	0 <td>0</td> <td>430</td>	0	430

2-POINT: Colts 0-1, Opponents 0-0

FGS	1-19	20-29	30-39	40-49	50+	TOT.
Vinatieri	0-0	7-7	6-7	8-10	2-3	23-27
COLTS	0-0	7-7	6-7	8-10	2-3	23-27
OPPONENTS	0-0	9-9	7-8	10-14	3-3	29-34

Vinatieri:	(37/39)27.52.36(21.25)(45.43)(53)(46.528)(22)(42)(43.31)(31)(22)(47.40)(23.32.42.47.31)(48.20)
OPP.:	(25.29)(20.23)(48.36.44.38)(46.46)(20.43.43)(23.47)(51.50)(20)(44.45)(40.458.41)(39)(36)(53.21)(44.35.31)(25.32.47.39)

RUSHING	NO.	YDS.	AVG.	LG	TD
Brown	134	645	4.8	80t	5
Addai	118	433	3.7	16	1
Carter	101	377	3.7	42	2
Painter	17	107	6.3	24	0
Garcon	4	28	7.0	18	0
Orlovsky	6	5	0.8	7	0
Collins	2	-1	-0.5	0	0
COLTS	382	1594	4.2	80t	8
OPPONENTS	540	2303	4.3	56	19

RECEIVING	NO.	YDS.	AVG.	LG	TD
Wayne	75	960	12.8	56t	4
Garcon	70	947	13.5	87t	6
Collie	54	514	9.5	27	1
Clark	34	352	10.4	21	2
Tammie	19	177	9.3	29	1
Brown	16	86	5.4	17	0
Addai	15	93	6.2	12	0
Eldridge	9	45	5.0	8	0
Carter	5	18	3.6	7	0
Felton	2	16	8.0	9	0
Hill	2	10	5.0	5	0
Mahaffey	1	5	5.0	5	0
COLTS	302	3223	10.7	87t	14
OPPONENTS	351	3824	10.9	81t	25

INTERCEPTIONS	NO.	YDS.	AVG.	LG	TD
Lefeged	2	25	12.5	25	0
Powers	2	19	9.5	13	1
Lacey	1	32	32.0	32t	1
Brackett	1	27	27.0	27	0
Bullitt	1	15	15.0	15	0
Angerer	1	0	0.0	0	0
COLTS	8	118	14.8	32t	2
OPPONENTS	14	119	8.5	42t	1

PUNTING NO.	YDS.	AVG.	TB	IN20	LG	BLK.
McAfee	88	4098	46.6	3	21	64
COLTS	88	4098	46.0	3	21	64
OPPONENTS	74	3230	43.6	7	26	60

PUNT RETURNS	NO.	FC	YDS.	AVG.	LG	TD
Garcon	16	8	44	2.8	20	0
Lefeged	9	4	42	4.7	21	0
White	7	10	22	3.1	13	0
Powers	0	1	0	0	0	0
COLTS	32	23	108	3.4	21	0
OPPONENTS	48	18	550	11.5	79t	1

KICKOFF RETURNS	NO.	YDS.	AVG.	LG	TD
Lefeged	31	578	18.6	51	0
COLTS	31	578	18.6	51	0
OPPONENTS	19	584	30.7	76	0

SACKS: Colts 29.0, Opponents 35.0; Mathis 9.5-71.5; Freney 8.5-87.5; Anderson 3.0-5.0; Brayton 2.0-6.0; Moala 2.0-2.0; Hughes 1.0-5.0; Matthews 1.0-9.0; Wheeler 1.0-6.0; Angerer 1.0-0.0

USUAL STARTERS

PRO BOWLERS IN BOLDFACE		OFFENSE	DEFENSE
WR	Reggie Wayne	LDE	Robert Mathis
LT	Anthony Castonzo	LDT	Fili Moala
LG	Joe Rietz	RDT	Antonio Johnson
C	Jeff Saturday	RDE	Dwight Freeney
RG	Ryan Diem	MLB	Philip Wheeler
RT	Jeff Linkenbach	MLB	Pat Angerer
TE	Dallas Clark	WLB	Kavell Conner
WR	Pierre Garcon	LCB	Jacob Lacey
QB	Curtis Painter	RCB	Jerraud Powers
RB	Joseph Addai	SS	David Caldwell
H-B	Brody Eldridge	FS	Antoine Bethea

PASSING	ATT.	COMP.	YDS.	PCT.	AVG./ATT.	TD	TD%	INT.	INT.%	LG	SACKED	RATING
Painter	243	132	1541	54.3	6.3	6	2.5	9	3.7	87t	16/104	66.6
Orlovsky	193	122	1201	63.2	6.2	6	3.1	4	2.1	40	14/84	82.4
Collins	98	48	481	49.0	4.9	2	2.0	1	1.0	36	5/40	65.9
COLTS	534	302	3223	56.6	6.0	14	2.6	14	2.6	87t	35/228	72.2
OPPONENTS	493	351	3824	71.2	7.8	25	5.1	8	1.6	81t	29/192	103.9



RECORDS

2012

RECORD: 11-5 COACH: CHUCK PAGANO
 SECOND – AFC SOUTH DIVISION

HOME: 7-1 ROAD: 4-4

DIV: 4-2 CONF: 8-4 NCONF: 3-1

PRESEASON (2-2)

DATE	RESULTS	OPPONENT	ATTENDANCE
8/12	W 36-3	ST. LOUIS	64,133
8/19	L 24-26	@ Pittsburgh	54,599
8/25	L 17-30	@ Washington	60,047
8/30	W 20-16	CINCINNATI	65,035

REGULAR SEASON (11-5)

*Sellout *Roof/Window Open *Roof Open/Window Closed
 @Roof Closed/Window Open

DATE	RESULTS	OPPONENT	ATTENDANCE
9/9	L 21-41	@ Chicago	62,341
9/16	W 23-20	MINNESOTA	*A63,912
9/23	L 17-22	JACKSONVILLE	*A63,536
10/7	W 30-27	GREEN BAY	*67,020
10/14	L 9-35	@ New York Jets	79,088
10/21	W 17-13	CLEVELAND	*A64,560
10/28	W 19-13 OT	@ Tennessee	69,143
11/4	W 23-20	MIAMI	*66,479
11/8	W 27-10	@ Jacksonville	63,272
11/18	L 24-59	@ New England	68,756
11/25	W 20-13	BUFFALO	*64,366
12/2	W 35-33	@ Detroit	63,887
12/9	W 27-23	TENNESSEE	*64,688
12/16	L 17-29	@ Houston	71,702
12/23	W 20-13	@ Kansas City	62,938
12/30	W 28-16	HOUSTON	*66,957
1/6	L 9-24	@ Baltimore	71,379

TEAM STATISTICS	COLTS	OPP
TOTAL FIRST DOWNS	360	325
Rushing	110	102
Passing	208	190
Penalty	42	33
3rd Down: M/A/Pct.	98/229 42.8	75/197 38.1
4th Down: M/A/Pct.	7/8 87.5	3/7 42.9
TOTAL NET YARDS	5799	5988
Avg. Per Game	362.4	374.3
Total Plays	1109	995
Avg. Per Play	5.2	6.0
NET YARDS RUSHING	1671	2200
Avg. Per Game	104.4	137.5
Total Rushes	440	428
NET YARDS PASSING	4128	3769
Avg. Per Game	258.0	236.8
Tackled/Yards Lost	41/246	32/189
Gross Yards	4374	3977
Att./Completions	628/339	535/334
Completion Pct.	54.0	62.4
Had Intercepted	18	12
PUNTS/AVERAGE	74/47.3	71/47.0
NET PUNTING AVG.	74/40.3	71/41.2
PENALTIES/YARDS	94/801	128/1208
FUMBLES/BALL LOST	21/9	11/3
TOUCHDOWNS	40	42
Rushing	11	14
Passing	23	23
Defense/Kicking	4/2	3/2
TIME OF POSSESSION	30:36	29:24

SCORE BY PERIODS	1	2	3	4	OT	TOTAL
COLTS	93	96	81	6	6	357
OPPONENTS	69	144	78	96	0	387

SCORING	TDR	TDP	TDR%	PAT	FG	2P	S	TP
Vinatieri				37/37	26/33			115
Hilton		7	1					48
Luck		5						30
Wayne		5						30
Allen		3						18
Avery		3						18
Ballard		2	1					18

SCORING	TDR	TDP	TDR%	PAT	FG	2P	S	TP
Carter		3						18
Butler				2				12
Fleener				2				12
Brown		1						8
Brazill		1						6
Frazier				1				6
Freeman				1				6
Karim				1				6
Moore		1						6
Vaughn				1				6
COLTS	11	23	6	37/37	26/33	1	0	357
OPPONENTS	14	23	5	39/39	32/41	0	0	387

2-Point: Colts 1-2, Opponents 0-3

FGS	1-19	20-29	30-39	40-49	50+	TOT.
Vinatieri	1-1	8-8	4-7	9-10	4-7	26-33
COLTS	1-1	8-8	4-7	9-10	4-7	26-33
OPPONENTS	0-0	6-6	15-16	8-11	3-8	32-41

Vinatieri: (37/26 45.53)(36/37/24.53 50 28)

(20/50 47/38/20 37.6 44)

(48/23 54/47 43/31 41/47/58/25 19)

(1/53 40/26/48 36/1)

OPP.: (35/26/51 29/44 47 26/52 51 11)

(39 45 30/37 31/44 40/36 31/33 31)

(48 33 52 31/57 40 31 25)

(29 35 50 27 46 33/47 43 47)

(51 37 37 52)

RUSHING	NO.	YDS.	AVG.	LG	TD
Ballard	211	814	3.9	26	2
Brown	108	417	3.9	19	1
Luck	62	255	4.1	19	5
Carter	32	122	3.8	20	3
Hilton	5	29	5.8	19	0
Moore	13	20	1.5	6	0
Avery	4	9	2.3	7	0
Allen	3	5	1.7	3	0
Hughes	1	5	5.0	5	0
Wayne	1	-5	-5.0	-5	0
COLTS	440	1671	3.8	26	11
OPPONENTS	428	2200	5.1	86	14

RECEIVING	NO.	YDS.	AVG.	LG	TD
Wayne	106	1355	12.8	33	5
Avery	60	781	13.0	48	3
Hilton	50	861	17.2	70	7
Allen	45	521	11.6	40	3
Fleener	26	281	10.8	26	2
Ballard	17	152	8.9	19	1
Brazill	11	186	16.9	42	1
Brown	9	93	10.3	39	0
Moore	6	77	12.8	32	1
Adams	2	26	13.0	13	0
Saunders	2	15	7.5	11	0
Carter	1	13	13.0	13	0
Jones	1	8	8.0	8	0
Collie	1	6	6.0	6	0
Hughes	1	3	3.0	3	0
Palmer	1	-4	-4.0	-4	0
COLTS	339	4374	12.9	70	23
OPPONENTS	334	3977	11.9	80	23

INTERCEPTIONS	NO.	YDS.	AVG.	LG	TD
Butler	4	101	25.3	51	2
Davis	3	26	8.7	26	0
Zbikowski	1	20	20.0	20	0
Freeman	1	4	4.0	4	1
Vaughn	1	3	3.0	3	1
Mathis	1	1	1.0	1	0
Powers	1	0	0.0	0	0
COLTS	12	155	12.9	51	4
OPPONENTS	18	406	22.6	87	3

PUNTING	NO.	YDS.	AVG.	TB	IN20	LG	BLK.
McAfee	73	3500	47.9	7	26	64	1
COLTS	73	3500	47.9	7	26	64	1
OPPONENTS	71	3340	47.0	5	24	66	0

PUNT RETURNS	NO.	FC	YDS.	AVG.	LG	TD
Hilton	26	18	300	11.5	75	1
Brazill	2	1	12	6.0	8	0
Zbikowski	0	1	0	0.0	0	0
COLTS	28	20	312	11.1	75	1
OPPONENTS	32	14	375	11.7	68	1

KICKOFF RETURNS	NO.	YDS.	AVG.	LG	TD
Vaughn	10	209	20.9	40	0
Karim	9	328	36.4	101	1
Hilton	7	118	16.9	26	0
Zbikowski	6	123	20.5	34	0
Lefeged	4	88	17.0	19	0
Brazill	3	50	16.7	20	0
Moore	3	50	16.7	24	0
Sowell	1	11	11.0	11	0
COLTS	43	957	22.3	101	1
OPPONENTS	34	841	24.7	50	0

SACKS: Colts 32.0, Opponents 41.0; Mathis 8.0-54.0; Freeman 5-24.0; J. Hughes 4-18.0; Bethea 2-8.0; Freeman 2-17.0; Redding 2-12.0; Conner 1-6.0; Davis 1-3.0; Fokou 1-6.0; Geathers 1-9.0; Gordy 1-14.0; Guy 1-8.0; Nevis 1-8.0; Westerman 1-2.0; Zbikowski 1-6.0

USUAL STARTERS PRO BOWLERS IN BOLDFACE

OFFENSE	DEFENSE
WR Reggie Wayne	DE Cory Redding
LT Anthony Castonzo	NT Antonio Johnson
LG Joe Reitz	DT Fili Moala
C Samson Satele	SLB Robert Mathis
RG Mike McGlynn	MIKE Kavell Conner
RT Winston Justice	WILL Jerrell Freeman
TE Coby Fleener	RUSH Dwight Freney
WR Donnie Avery	LCB Cassius Vaughn
QB Andrew Luck	RCB Vontae Davis
F Dwayne Allen	SS Tom Zbikowski
RB Vick Ballard	FS Antoine Bethea

PASSING	ATT.	COMP.	YDS.	PCT.	AVG./ATT.	TD	TD%	INT.	INT%	LG	SACKED	RATING
Luck	627	339	4374	54.1	6.9	23	3.7	18	2.9	70	41/246	76.5
Hilton	1	0	0	0.0	0.0	0	0.0	0	0.0	0	0/0	39.6
COLTS	628	339	4374	54.0	6.9	23	3.7	18	2.9	70	41/246	76.4
OPPONENTS	535	334	3977	62.4	7.4	23	4.3	12	2.2	80	32/189	90.1



RECORDS

2 0 1 3

RECORD: 11-5 COACH: CHUCK PAGANO

FIRST – AFC SOUTH DIVISION

HOME: 6-2 ROAD: 5-3

DIV: 6-0 CONF: 9-3 NCONF: 2-2

PRESEASON (2-2)				
DATE	RESULTS	OPPONENT	ATTENDANCE	
8/11	L	20-42	BUFFALO	66,181
8/18	W	20-12	@ NY Giants	75,491
8/24	W	27-6	CLEVELAND	65,626
8/29	L	10-27	@ Cincinnati	49,229

REGULAR SEASON (11-5)

*Sellout ^Roof/Window Open *Roof Open/Window Closed

Roof Closed/Window Open				
DATE	RESULTS	OPPONENT	ATTENDANCE	
9/8	W	21-17	OKLAHOMA	*65,412
9/15	L	20-24	MIAMI	*65,406
9/22	W	27-7	@ San Francisco	69,732
9/29	W	37-3	@ Jacksonville	59,695
10/6	W	34-28	SEATTLE	*66,608
10/14	L	9-19	@ San Diego	57,954
10/20	W	39-33	DENVER	*67,196
11/3	W	27-24	@ Houston	71,778
11/10	L	8-38	ST. LOUIS	*66,004
11/14	W	30-27	@ Tennessee	69,143
11/24	L	11-40	@ Arizona	60,882
12/1	W	22-14	TENNESSEE	*65,502
12/8	L	28-42	@ Cincinnati	62,507
12/15	W	25-3	HOUSTON	*65,470
12/22	W	23-7	@ Kansas City	75,396
12/29	W	30-10	JACKSONVILLE	*66,008
1/4	W	45-44	KANSAS CITY	68,551
1/11	L	22-43	@ New England	68,756

TEAM STATISTICS	COLTS	OPP
TOTAL FIRST DOWNS	318	319
Rushing	88	101
Passing	191	191
Penalty	39	27
3rd Down: M/A/Pct.	80/213 37.6	79/210/37.6
4th Down: M/A/Pct.	3/10 30.0	10/19/52.6
TOTAL NET YARDS	5468	5713
Avg. Per Game	341.8	357.1
Total Plays	1023	1026
Avg. Per Play	5.3	5.6
NET YARDS RUSHING	1743	2002
Avg. Per Game	108.9	125.1
Total Rushes	409	448
NET YARDS PASSING	3725	3711
Avg. Per Game	232.8	231.9
Tackled/Yards Lost	32/227	42/248
Gross Yards	3952	3959
Att./Completions	582/350	536/324
Completion Pct.	60.1	60.4
Had Intercepted	10	15
PUNTS/AVERAGE	77/45.4	75/45.6
NET PUNTING AVG.	38.0	39.7
PENALTIES/YARDS	66/576	112/990
FUMBLE/BALL LOST	14/4	26/12
TOUCHDOWNS	40	36
Rushing	15	14
Passing	23	21
Defense/Kicking	1/1	2/1
TIME OF POSSESSION	29:41	30:19

SCORE BY PERIODS	1	2	3	4	OT	TOTAL
COLTS	70	117	106	95	0	391
OPPONENTS	102	102	66	66	0	336

SCORING	TDR	TDP	TDRT	PAT	FG	2P	S	TP
Vinatieri				34/34	35/40			139
Brown	6	2						
Hilton	5							30
Fleener	4					2		28
Luck	4							24
Richardson	3	1						24
Wayne	2	2			1			14
Bradshaw	2							12
Whalen	2							12
Brazil	2							12
Rogers	2							12

PASSING	ATT.	COMP.	YDS.	PCT.	AVG./ATT.	TD	TD%
Luck	570	343	3822	60.2	6.7	23	4.0
Hasselbeck	12	7	130	58.3	10.8	0	0.0
COLTS	582	350	3952	60.1	6.8	23	4.0
OPPONENTS	536	324	3959	60.4	7.4	21	3.9

SCORING	TDR	TDP	TDRT	PAT	FG	2P	S	TP
Heyward-Bey	1					1		8
Allen	1							6
Butler			1					6
Havili	1							6
Howell			1					6
Redding							1	2
Mathis								2

COLTS	15	23	2	34/34	35/40	4	2	391
OPPONENTS <td>14</td> <td>21</td> <td>3</td> <td>37/37</td> <td>23/30</td> <td>0</td> <td>1</td> <td>336</td>	14	21	3	37/37	23/30	0	1	336

2-Point: Colts 4-6, Opponents 0-1

FGS	1-19	20-29	30-39	40-49	50+
A. Vinatieri	0/0	6/6	10/11	15/17	4/6
COLTS	0/0	6/6	10/11	15/17	4/6
OPPONENTS	0/0	3/4	9/9	7/12	4/5

Vinatieri: (1)62,30 38(43,41,51)(22,46,28(41,49)
(30,50,51)(27,52,42)(2b,30,35)(1)(48,30,50)
(27)(47,48,45,37,49)(44)(37,43,40)
(34,46,45,30)(23,26,39)

OPP.: (48,38)(54)(1)53(42,48)b,36,41,46)
(31,33,34,50)(31,47)(49,43,43,55)(32)
(25,38)(28)b,48,50,21,25(X)(49)(47)(37)

RUSHING	NO.	YDS.	AVG.	LG	TD
Brown	102	537	5.3	51t	6
Richardson	157	458	2.9	22	3
Luck	63	377	6.0	29	4
Bradshaw	41	186	4.5	27	2
Ballard	13	63	4.8	12	0
Choice	11	44	4.0	8	0
Herron	5	33	6.6	22	0
Heyward-Bey	3	26	8.7	30	0
Havili	7	7	1.0	4	0
Hilton	2	6	3.0	3	0
Wayne	1	5	5.0	5	0
Lynch	1	3	3.0	3	0
Rogers	1	0	0.0	0	0
Hasselbeck	2	-2	-1.0	-1	0
COLTS	409	1743	4.3	51t	15
OPPONENTS	448	2002	4.5	56	14

RECEIVING	NO.	YDS.	AVG.	LG	TD
Hilton	82	1083	13.2	73t	5
Fleener	52	608	11.7	44	4
Wayne	38	503	13.2	35	2
Heyward-Bey	29	309	10.7	27	1
Richardson	28	265	9.5	24	1
Brown	27	214	7.9	33t	2
Whalen	24	259	10.8	25	2
Havili	18	128	7.1	20t	1
Rogers	14	192	13.7	69t	2
Brazil	12	161	13.4	29t	2
Bradshaw	7	42	6.0	14	0
Doyle	5	19	3.8	8	0
Saunders	4	46	11.5	18	0
Jones	2	34	17.0	21	0
Herron	1	57	57.0	57	0

RECEIVING	NO.	YDS.	AVG.	LG	TD
Allen	1	20	20.0	20t	1
Hughes	1	6	6.0	6	0
Choice	1	5	5.0	5	0
Cunningham	1	4	4.0	4	0
Reed	1	2	2.0	2	0
Satele	1	0	0.0	0	0
Ballard	1	-5	-5.0	-5	0
COLTS	350	3952	11.3	73t	23
OPPONENTS	324	3959	12.2	81t	21

INTERCEPTIONS	NO.	YDS.	AVG.	LG	TD
Butler	4	79	19.8	41t	1
Vaughn	3	9	3.0	8	0
Betha	2	48	24.0	46	0
Freeman	2	13	6.5	13	0
Toler	1	26	26.0	26	0
Gordy	1	7	7.0	7	0
Angerer	1	4	4.0	4	0
Davis	1	0	0.0	0	0
COLTS	15	186	12.4	46	1
OPPONENTS	10	91	9.1	32	1

PUNTING	NO.	YDS.	AVG.	TB	IN20	LG	BLK.
McAtee	76	3499	46.0	7	27	65	1
COLTS	76	3499	45.6	7	27	65	1
OPPONENTS	75	3423	45.4	6	24	70	0

PUNT RETURNS	NO.	FC	YDS.	AVG.	LG	TD
Hilton	17	12	159	9.4	34	0
Whalen	8	7	104	13.0	51	0
Rogers	4	4	29	7.3	18	0
Brazil	3	2	25	8.3	17	0
Butler	1	0	9	9.0	9	0
COLTS	33	25	326	9.9	51	0
OPPONENTS	29	17	396	13.7	98t	1

KICKOFF RETURNS	NO.	YDS.	AVG.	LG	TD
Reed	24	590	24.6	39	0
Rainey	6	131	21.8	27	0
Vaughn	5	142	28.4	33	0
Brazil	3	57	19.0	21	0
Williams	1	28	28.0	28	0
Choice	1	28	28.0	28	0
Whalen	1	22	22.0	22	0
Herron	1	13	13.0	13	0
Adongo	1	0	0.0	0	0
COLTS	43	1011	23.5	39	0
OPPONENTS	43	1085	25.2	56	0

SACKS: Colts 42.0, Opponents 32.0; Mathis 19.5-120.5; Freeman 5.5-22.5; Redding 4.5-14.5; Walden 3.0-23.0; Jean Francois 2.5-19.5; Werner 2.5-15.0; Moeala 1.5-4.0; Betha 1.0-12.0; Sheppard 1.0-9.0; Angerer 0.5-4.0; Mathews 0.5-4.0

USUAL STARTERS

PRO BOWLERS IN BOLDFACE

OFFENSE	DEFENSE	
WR T.Y. Hilton	DE Cory Redding	
LT Anthony Castonzo	NT Aubrayo Franklin	
LG Hugh Thornton	DT Ricky Jean Francois	
C Samson Satele	SLB Erik Walden	
RG Mike McGlynn	MIKE Pat Angerer	
RT Gosder Cherilus	WILL Jerrell Freeman	
TE Coby Fleener	RUSH Robert Mathis	
WR Darrius Heyward-Bey	LCB Greg Toler	
QB Andrew Luck	RCB Vonte Davis	
FB Stanley Havili	SS Antoine Betha	
RB Trent Richardson	FS LaRon Landry	
LS Matt Overton		

INT.	INT.%	LG	SACKED	RATING
9	1.6	73t	32/227	87.0
1	8.3	57	0/0	61.1
10	1.7	73t	32/227	86.5
15	2.8	81t	42/248	84.6



RECORDS

2014

RECORD: 11-5 COACH: CHUCK PAGANO
FIRST – AFC SOUTH DIVISION

HOME: 6-2 ROAD: 5-3

DIV: 6-0 CONF: 9-3 NCONF: 2-2

PRESEASON (0-4)				
DATE	RESULTS	OPPONENT	ATTENDANCE	
8/7	L 10-13	@ NY Jets	78,160	
8/16	L 26-27	NY GIANTS	65,350	
8/23	L 17-23	NEW ORLEANS	65,565	
8/28	L 7-35	@ Cincinnati	42,020	

REGULAR SEASON (11-5)

*Sellout *Roof/Window Open **Roof Open/Window Closed				
@Roof Closed/Window Open				
DATE	RESULTS	OPPONENT	ATTENDANCE	
9/7	L 24-31	@ Denver	76,939	
9/15	L 27-30	PHILADELPHIA	*64,871	
9/21	W 44-17	@ Jacksonville	60,601	
9/28	W 41-17	TENNESSEE	**64,757	
10/5	W 20-13	BALTIMORE	*#65,258	
10/9	W 33-28	@ Houston	71,787	
10/19	W 27-0	CINCINNATI	*#66,539	
10/26	L 34-51	@ Pittsburgh	62,479	
11/3	W 40-24	@ New York Giants	77,975	
11/16	L 20-42	NEW ENGLAND	*66,751	
11/23	W 23-3	JACKSONVILLE	*64,328	
11/30	W 49-27	WASHINGTON	*65,352	
12/7	W 25-24	@ Cleveland	67,431	
12/14	W 17-10	HOUSTON	*65,148	
12/21	L 7-42	@ Dallas	91,899	
12/28	W 27-10	@ Tennessee	69,143	
1/4	W 26-10	CINCINNATI	*63,385	
1/11	W 24-13	@ Denver	76,867	
1/18	L 7-45	@ New England	68,756	

TEAM STATISTICS		COLTS	OPP
TOTAL FIRST DOWNS			
Rushing		80	103
Passing		251	175
Penalty		40	31
3rd Down: M/A/Pct.	89/217 41.0	67/201 33.3	
4th Down: M/A/Pct.	6/15 40.0	4/17 23.5	
TOTAL NET YARDS			
Avg. Per Game		406.6	342.7
Total Plays		1105	1007
Avg. Per Play		5.9	5.4
NET YARDS RUSHING			
Avg. Per Game		100.8	113.4
Total Rushes		415	423
NET YARDS PASSING			
Avg. Per Game		305.9	229.3
Sacked/Yards Lost		29/168	41/263
Gross Yards		5062	3932
Att./Completions		661/410	543/320
Completion Pct.		62.0	58.9
Had Intercepted		16	12
PUNTS/AVERAGE		69/46.7	90/47.5
NET PUNTING AVG.		42.8	42.4
PENALTIES/YARDS		105/948	101/866
FUMBLES/BALL LOST		31/15	29/14
TOUCHDOWNS		53	46
Rushing		9	14
Passing		42	27
Returns		2	5
TIME OF POSSESSION		31:54	28:06

SCORE BY PERIODS						
COLTS	1	2	3	4	OT TOTAL	
COLTS	87	141	122	108	0	458
OPPONENTS	54	124	90	101	0	369

SCORING											
TDR	TDP	TDRT	PAT	FG	2P	S	TP				
Vinateri				50/50	30/31		140				
Allen		8					48				
Bradshaw	2	6					48				
Fleener		8					48				
Hilton		7					42				
Nicks		4					24				
Luck		3					18				
Moncrief		3					18				
Richardson	3						18				
Doyle		2					12				
Wayne		2					12				
Castonzo		1					6				
Herron	1						6				
Jackson			1				6				
Tipton	1						6				
Toler			1				6				
COLTS	9	42	2	50/50	30/31	0	458				
OPPONENTS	14	27	5	46/46	15/19	0	369				
2-Point: Colts 0-3, Opponents 0-0											

FGS											
1-9	20-29	30-39	40-49	50+	Tot.						
Vinateri	0-0	10-10	10-10	7-8	3-3	30-31					
COLTS	0-0	10-10	10-10	7-8	3-3	30-31					
OPPONENTS	0-0	6-6	6-8	1-2	2-3	15-19					

Vinateri:	
(25/46,27/48,43,25/31,30/38,34)	
(27,34/23,50/31,23/48,31,48,43)	
(31,53/46,20,32/151,33/29/1)	
(23,46,26)	

OPP:	
(21/31,39,23,36/41/36/52,27/37/1)	
(38/1/28,25,29/40,39/53/52/31)	

RUSHING					
NO.	YDS.	AVG.	LG	TD	
Richardson	159	519	3.3	27	3
Bradshaw	90	425	4.7	29	2
Herron	78	351	4.5	49	1
Luck	64	273	4.3	20	3
Hilton	2	20	10.0	15	0
Tipton	10	18	1.8	9	0
Moncrief	4	17	4.3	7	0
Hasselbeck	8	-11	-1.4	0	0
COLTS	415	1612	3.9	49	9
OPPONENTS	423	1814	4.3	52	14

RECEIVING					
NO.	YDS.	AVG.	LG	TD	
Hilton	82	1345	16.4	73	7
Wayne	64	779	12.2	80	2
Fleener	51	774	15.2	73	8
Nicks	38	405	10.7	29	4
Bradshaw	38	300	7.9	22	6
Moncrief	32	444	13.9	79	3
Allen	29	395	13.6	41	8
Richardson	27	229	8.5	24	0
Herron	21	173	8.2	26	0
Doyle	18	118	6.6	20	2
Tipton	6	68	11.3	32	1
Whalen	2	23	11.5	18	0
Castonzo	1	1	1.0	1	1
Cribbs	1	8	8.0	8	0
COLTS	410	5062	12.3	80	42
OPPONENTS	320	3932	12.3	63	27

INTERCEPTIONS							
NO.	YDS.	AVG.	LG	TD			
Adams	5	24	4.8	10			
Davis	4	72	18.0	42			
Toler	2	47	23.5	47			
Gordy	1	0	0.0	0			
COLTS	12	143	11.9	47			
OPPONENTS	16	250	15.6	4			

PUNTING NO. YDS. AVG. TB IN20 LG BLK.							
McAfee	69	3221	46.7	3	30	61	0
COLTS	69	3221	46.7	3	30	61	0
OPPONENTS	90	4271	47.5	7	30	79	1

PUNT RETURNS NO. FC YDS. AVG. LG TD							
Whalen	26	17	187	7.2	22	0	
Cribbs	19	8	125	6.6	18	0	
COLTS	45	25	312	6.9	22	0	
OPPONENTS	35	19	205	5.9	37	0	

KICKOFF RETURNS NO. YDS. AVG. LG TD							
Cribbs	19	608	32.0	76	0		
Whalen	15	379	25.3	32	0		
Herron	3	78	26.0	32	0		
Hilton	1	0	0.0	0	0		
COLTS	38	1065	28.0	76	0		
OPPONENTS	26	587	22.6	52	0		

SACKS: Colts 41.0, Opponents 29.0; Newsome 6-5; 41.5; Walden 6.0-30.0; D. Jackson 4.0-29.0; Werner 4.0-20.0; Redding 3.5-33.0; Jean Francois 3.0-15.0; Kerr 3.0-6.0; Landry 2.5-19.5; Freeman 1.5-8.5; Jones 1.5-15.5; S. Brown 1.0-11.0; A. Jackson 1.0-2.0; Quarles 1.0-6.0; Toler 1.0-16.0; McNary 0.5-4.0; Team 1.0-6.0

USUAL STARTERS					
PRO BOWLERS IN BOLDFACE			DEFENSE		
OFFENSE		DEFENSE			
WR Reggie Wayne	DE Cory Redding				
LT Anthony Castonzo	NT Josh Chapman				
LG Jack Jewhort	DT Ricky Jean Francois				
C Jonathon Harrison	SLB Erik Walden				
RG Hugh Thornton	MIKE D'Qwell Jackson				
RT Gosder Cherilus	WILL Jerrill Freeman				
TE Dwayne Allen	RUSH Bjorn Werner				
WR T.Y. Hilton	LCB Greg Toler				
QB Andrew Luck	RCB Ventae Davis				
TE Coby Fleener	SS Mike Adams				
RB Trent Richardson	FS LaRon Landry				
P Pat McAfee					
K Adam Vinateri					

PASSING											
	ATT.	COMP.	YDS.	PCT.	AVG./ATT.	TD	TD%	INT.	INT%	LG	SACKED RATING
Luck	616	380	4761	61.7	7.73	40	6.5	16	2.6	80	27/161 96.5
Hasselbeck	44	30	301	68.2	6.84	2	4.5	0	0.0	32	2/7 102.6
McAfee	1	0	0	0.0	0.00	0	0.0	0	0.0	0	0/0 39.6
COLTS	661	410	5062	62.0	7.66	42	6.4	16	2.4	80	29/168 96.8
OPPONENTS	543	320	3932	58.9	7.24	27	5.0	12	2.2	63	41/263 88.7



RECORDS

2015

RECORD: 8-8 COACH: CHUCK PAGANO
SECOND – AFC SOUTH DIVISION
HOME: 4-4 ROAD: 4-4
DIV: 4-2 CONF: 6-6 NCONF: 2-2

PRESEASON (1-3)

DATE	RESULTS	OPPONENT	ATTENDANCE
8/16	L	@ Philadelphia	69,296
8/22	L	11-23 CHICAGO	65,933
8/29	W	24-14 @ St. Louis	37,460
9/3	L	6-9 CINCINNATI	65,188

REGULAR SEASON (8-8)

*Sellout *Roof/Window Open #Roof Open/Window Closed

DATE	RESULTS	OPPONENT	ATTENDANCE
9/13	L	14-27 @ Buffalo	70,319
9/21	L	7-20 NEW YORK JETS	@65,220
9/27	W	35-33 @ Tennessee	65,920
10/4	W	16-13 OT JACKSONVILLE	*A65,609
10/8	W	27-20 @ Houston	71,732
10/18	L	27-34 NEW ENGLAND	*66,726
10/25	L	21-27 NEW ORLEANS	*A66,420
11/2	L	26-29 OT @ Carolina	74,136
11/8	W	27-24 DENVER	*#66,894
11/22	W	24-21 @ Atlanta	70,433
11/29	W	25-12 TAMPA BAY	*65,696
12/6	L	10-45 @ Pittsburgh	58,701
12/13	L	16-51 @ Jacksonville	62,372
12/20	L	10-16 HOUSTON	*#68,083
12/27	W	18-12 @ Miami	65,482
1/3	W	30-24 TENNESSEE	*65,733

TEAM STATISTICS	COLTS	OPP
TOTAL FIRST DOWNS	311	331
Rushing	77	89
Passing	195	210
Penalty	39	32
3rd Down: M/A/Pct.	94/235 40.0	89/277 32.2
4th Down: M/A/Pct.	7/13 53.8	10/14 71.4
TOTAL NET YARDS	5142	6066
Avg. Per Game	321.4	376.4
Total Plays	1052	1072
Avg. Per Play	4.9	5.7
NET RUSHING YARDS	1438	1852
Avg. Per Game	89.9	122.0
Total Rushes	396	452
NET YARDS PASSING	3704	4114
Avg. Per Game	231.5	257.1
Sacked/Yards Lost	37/224	35/251
Gross Yards	3928	4365
Att./Completions	619/355	585/354
Completion Pct.	57.4	60.5
Had Intercepted	19	17
PUNTS/AVERAGE	85/47.7	80/45.2
NET PUNTING AVG.	41.7	41.4
PENALTIES/YARDS	108/931	133/1168
FUMBLIES/BALL LOST	19/11	20/8
TOUCHDOWNS	37	47
Rushing	8	14
Passing	26	29
Returns	5	4
TIME OF POSSESSION	29:32	30:28

SCORE BY PERIODS	1	2	3	4	OT	TOTAL
COLTS	61	101	59	106	6	333
OPPONENTS	67	129	106	100	6	408

SCORING TDR TDP	TDR	PAT	FG	2P	S	TP
Vinatieri		32/35	25/27			107
Gore	6	1				42
Moncrief	6					36
Hilton	5					30
Johnson	4					24
Fleener	3				1	20
Bradshaw	3					18
Freeman	1					6
Lowery	1					6

PASSING	ATT.	COMP.	YDS.	PCT.	AVG./ATT.	TD	YD%
Luck	293	162	1881	55.3	6.4	15	21.1
Hasselbeck	256	156	1690	60.9	6.6	9	3.5
Whitehurst	32	16	150	50.0	4.7	0	0.0
Freeman	28	15	149	53.6	5.3	1	3.6
Lindley	10	6	58	60.0	5.8	1	10.0
COLTS	619	355	3928	57.4	6.3	26	4.2
OPPONENTS	585	354	4365	60.5	7.5	29	5.0

SCORING TDR TDP	TDR	PAT	FG	2P	S	TP		
Whalen	1					6		
Mathis	1					6		
Davis	1					6		
Doyle	1					6		
Allen	1					6		
Jackson	1					6		
Dorsett	1					6		
McGill					1	2		
COLTS	6	26	5	32/35	25/27	1	1	333
OPPONENTS	14	29	4	40/44	28/35	1	1	408

FGS	1-19	20-29	30-39	40-49	50+	Tot.
Vinatieri	0/0	7/8	6/6	8/8	4/5	25/27
COLTS	0/0	7/8	6/6	8/8	4/5	25/27
OPPONENTS	0/0	6/6	10/10	10/14	2/5	28/35

Vinatieri: (52/29)(54,32,27)(48,42,W)
(47,34,24,50)(43,55)(43)(49,27,26,44)
(35)(25,21,32)(29)(38)(49,52,35)
OPP: (41,45)(35,48,46)(38,21)(20,32,53,48)
(36,49)(40,35)(39,42,52)(29)(46)
(38,30,54)(29,51,47,42)(46)(56,22,46,32)
(33,20)(49)

RUSHING	NO.	YDS.	AVG.	LG	TD
Gore	260	967	3.7	37t	6
Luck	33	196	5.9	25	0
Bradshaw	31	85	2.7	23	0
Herron	14	42	3.0	6	0
Robinson	17	39	2.3	8	0
Freeman	8	24	3.0	9	0
Tipton	5	20	4.0	7	0
McAfee	1	18	18.0	18	0
Dorsett	3	17	5.7	11	0
Hasselbeck	16	15	0.9	10	0
Williams	2	12	6.0	12	0
Varga	1	2	2.0	2	0
Whitehurst	2	1	0.5	2	0
Allen	1	1	1.0	1	0
Reitz	1	0	0.0	0	0
Anderson	1	-1	-1.0	-1	0
COLTS	396	1438	3.6	37t	6
OPPONENTS	452	1952	4.3	56	14

RECEIVING	NO.	YDS.	AVG.	LG	TD
Hilton	69	1124	16.3	87t	5
Moncrief	64	733	11.5	33	6
Freeman	54	491	9.1	57t	3
Johnson	41	503	12.3	35	4
Gore	34	267	7.9	34	1
Whalen	19	205	10.8	38	1
Dorsett	18	225	12.5	35t	1
Allen	16	109	6.8	21	1
Doyle	12	72	6.0	19	1
Bradshaw	10	64	6.4	10	3
Robinson	6	33	5.5	9	0
Herron	6	27	4.5	7	0
Tipton	5	57	11.4	27	0
Varga	1	18	18.0	18	0
Reitz	0	0	0	0	0
COLTS	355	3928	11.1	87t	26
OPPONENTS	354	4365	12.3	80t	29

INTERCEPTIONS	NO.	YDS.	AVG.	LG	TD
Adams	5	63	12.6	38	1
Lowery	4	96	24.0	69t	1
Davis	4	6	1.5	6	0
Freeman	1	23	23.0	23t	1
Jackson	1	6	6.0	6t	1
Fleener	1	2	2.0	2	0
Butler	1	0	0.0	0	0
COLTS	17	196	11.5	69t	4
OPPONENTS	19	285	15.0	48	0

PUNTING	NO.	YDS.	AVG.	TB	IN20	LG	BLK.
McAfee	85	4052	47.7	6	28	63	0
COLTS	85	4052	47.7	6	28	63	0
OPPONENTS	80	3616	45.2	2	30	63	0

PUNT RETURNS	NO.	FC	YDS.	AVG.	LG	TD
Bray	21	7	166	7.9	33	0
Whalen	12	18	85	7.1	22	0
Hilton	4	2	16	4.0	10	0
Dorsett	2	1	1	0.5	1	0
COLTS	39	28	268	6.9	33	0
OPPONENTS	36	23	386	10.7	83	3

KICKOFF RETURNS	NO.	YDS.	AVG.	LG	TD
Bray	21	570	27.1	60	0
Whalen	9	244	27.1	50	0
Varga	6	151	25.2	30	0
Doyle	2	22	11.0	12	0
Tipton	1	23	23.0	23	0
McGill	1	15	15.0	15	0
Dorsett	1	12	12.0	12	0
Moncrief	1	5	5.0	5	0
Anderson	1	5	5.0	5	0
COLTS	43	1047	24.3	60	0
OPPONENTS	8	156	19.5	41	0

USUAL STARTERS PRO BOWLERS IN BOLDFACE

OFFENSE	DEFENSE
WR Andre Johnson	DE Kendall Langford
LT Anthony Castonzo	DT David Parry
LG Jack Mewhort	NT Henry Anderson
C Jonathan Harrison	SLB Erik Walden
RG Hugh Thornton	MIKE D'Owells Jackson
RT Joe Reitz	WILL Jerrell Freeman
TE Dwayne Allen	RUSH Robert Mathis
WR T.Y. Hilton	LCB Greg Toler
QB Matt Hasselbeck	RCB Vontae Davis
TE Coby Fleener	SS Mike Adams
RB Frank Gore	FS Dwight Lowery

INT.	INT. %	LG	SACKED	RATING
12	4.1	87t	15/88	74.9
5	2.0	57	16/101	84.0
1	3.1	33	5/28	50.3
1	3.6	57t	1/7	65.9
0	0.0	18t	0/0	109.6
17	3.1	87t	37/224	77.5
19	2.9	80t	35/251	88.0



RECORDS

2016

RECORD: 8-8 COACH: CHUCK PAGANO

THIRD – AFC SOUTH DIVISION

HOME: 4-4 ROAD: 4-4

DIV: 3-3 CONF: 5-7 NCONF: 3-1

PRESEASON (2-2)			
DATE	RESULTS	OPPONENT	ATTENDANCE
8/7	Cancelled	@ Green Bay	
8/13	W 19-18	@ Buffalo	65,159
8/20	L 18-19	BALTIMORE	65,327
8/27	L 23-33	PHILADELPHIA	65,487
9/1	W 13-10	@ Cincinnati	55,184

REGULAR SEASON (8-8)			
*Steel @Roof/Window Open **Roof Open/Window Closed			
@Roof Closed/Window Open			
DATE	RESULTS	OPPONENT	ATTENDANCE

9/11	L 35-39	DETROIT	**65,566
9/18	L 20-34	@ Denver	76,379
9/25	W 26-22	SAN DIEGO	*64,747
10/2	L 27-30	@ Jacksonville (London)	83,764
10/9	W 29-23	CHICAGO	**66,622
10/16	L 23-26 OT	@ Houston	71,891
10/23	W 34-26	@ Tennessee	65,470
10/30	L 14-30	KANSAS CITY	*@65,417
11/6	W 31-26	@ Green Bay	78,437
11/20	W 24-17	TENNESSEE	*65,048
11/24	L 7-28	PITTSBURGH	66,583
12/5	W 41-10	@ N.Y. Jets	78,160
12/11	L 17-22	HOUSTON	65,250
12/18	W 34-6	@ Minnesota	66,820
12/14	L 25-33	@ Oakland	54,896
1/1	W 24-20	JACKSONVILLE	*65,160

TEAM STATISTICS		COLTS	OPP
TOTAL FIRST DOWNS		351	353
Rushing		93	93
Passing		220	225
Penalty		38	35
3rd Down: M/A/Pct.		87/202 43.1	80/193 41.5
4th Down: M/A/Pct.		8/18 44.4	3/8 37.5
TOTAL NET YARDS		5830	6126
Avg. Per Game		364.4	382.9
Total Plays		1037	1024
Avg. Per Play		5.6	6.0
NET RUSHING YARDS		1628	1926
Avg. Per Game		101.8	120.4
Total Rushes		409	409
NET YARDS PASSING		4202	4200
Avg. Per Game		262.6	262.5
Sacked/Yards Lost		44/289	33/211
Gross Yards		4491	4411
Att./Completions		584/370	582/378
Completion Pct.		63.4	64.9
Had Intercepted		15	8
PUNTS/AVERAGE		56/48.4	63/47.5
NET PUNTING AVG.		42.7	42.1
PENALTIES/YARDS		102/883	125/1159
FUMBLES/BALL LOST		16/7	18/9
TOUCHDOWNS		47	42
Rushing		13	12
Passing		32	3
Returns		2	3
TIME OF POSSESSION		30:39	29:21

SCORE BY PERIODS	1	2	3	4	OT	TOTAL
COLTS	84	120	73	134	0	411
OPPONENTS	66	134	65	124	3	392

SCORING	TDR	TDP	TDR	PAT	FG	2P	S	TP
Vinatieri				44/44	27/31			125
Gore	4	4						48
Turbin	7	1						48
Moncrief	7	7						42
Allen	6	6				1		40
Hilton	6	6				1		40
Doyle	5	5						30
Dorsett	5	2						12
Luck	2	2						12
Mathis			1					6
Swoope	1	1						6
Tudman		1						6
COLTS	13	32	2	44/44	27/31	2	0	411
OPPONENTS	12	27	3	34/39	34/40	1	1	392

2-Point: Conversions: Team 2/3, Opponents: 1/3

FGS 1-19 20-29 30-39 40-49 50+ Tot.
 Vinatieri 0/0 3/3 7/7 10/12 7/9 27/31
COLTS 0/0 3/3 7/7 10/12 7/9 27/31
OPPONENTS 0/0 9/10 10/11 13/15 2/4 34/40

Vinatieri: (50,40)|(48,52)|(38,33)|(53,49)
(54,53,26,41,46)|(41,37,36)|(28,33)|(28)
(42,49)|(52)|(53,36)|(32,55)|(48,50)|(42)
(48,45)

OPP: (43)|(54,23,43,33,35)|(42,34,27)|(22,46,49)
(35,49,49,24)|(27,33)|(48,44)|(33,28,22,44)
(34,48,27)|(47)|(38)|(21,52,24,41,34)
(32,51)|(47,30,54,41)

RUSHING	NO.	YDS.	AVG.	LG	TD
Gore	263	1025	3.9	22	4
Luck	64	341	5.3	33	2
Turbin	47	164	3.5	18	7
Tudman	9	59	6.6	19	0
Ferguson	15	20	1.3	11	0
Dorsett	2	10	5.0	7	0
Bray	1	7	7.0	7	0
Tolzien	6	3	0.5	5	0
McAfee	1	0	0.0	0	0
Moncrief	1	-1	-1.0	-1	0
COLTS	409	1628	4.0	33	13
OPPONENTS	409	1926	4.7	57	12

RECEIVING	NO.	YDS.	AVG.	LG	TD
Hilton	91	1448	15.9	63t	6
Doyle	59	584	9.9	24	5
Gore	38	277	7.3	49	4
Allen	35	406	11.6	23t	6
Dorsett	33	528	16.0	64t	2
Moncrief	30	307	10.2	39	7
Turbin	26	179	6.9	19	1
Ferguson	20	136	6.8	14	0
Rogers	19	273	14.4	36	0
Swoope	15	297	19.8	45	1
Bray	3	36	12.0	22	0
Street	1	20	20.0	20	0
COLTS	370	4491	12.1	64t	32
OPPONENTS	378	4411	11.7	49	27

INTERCEPTIONS	NO.	YDS.	AVG.	LG	TD
Butler	3	19	6.3	19	0
Adams	2	56	28.0	56	0
Ayers	1	25	25.0	25	0
Davis	1	0	0.0	0	0
Morris	1	0	0.0	0	0
COLTS	8	100	12.5	56	0
OPPONENTS	15	165	11.0	46t	1

PUNTING	NO.	YDS.	AVG.	TB	IN20	LG	BLK.
McAfee	55	2711	49.3	9	19	74	1
COLTS	55	2711	49.3	9	19	74	1
OPPONENTS	63	2994	47.5	8	26	78	0

PUNT RETURNS	NO.	FC	YDS.	AVG.	LG	TD
Rogers	13	12	119	9.2	30	0
Bray	7	8	58	8.3	20	0
Ferguson	1	0	0	0.0	0	0
Hilton	1	1	5	5.0	5	0
Dorsett	0	1	0	0.0	0	0
COLTS	22	22	182	8.3	30	0
OPPONENTS	17	17	139	8.2	28	0

KICKOFF RETURNS	NO.	YDS.	AVG.	LG	TD
Tudman	16	478	29.9	99t	1
Bray	9	231	25.7	39	0
Ferguson	4	80	20.0	24	0
Hilton	2	5	2.5	5	0
Blythe	1	10	10.0	10	0
COLTS	32	804	25.1	99t	1
OPPONENTS	39	825	21.2	40	0

USUAL STARTERS PRO BOWLERS IN BOLDFACE

OFFENSE		DEFENSE	
WR	Donte Moncrief	DE	Kendall Langford
LT	Anthony Castonzo	NT	David Parry
LG	Jack Mewhort	DT	Arthur Jones
C	Ryan Kelly	SLB	Erik Walden
RG	Denzelle Good	MIKE	D'Owvell Jackson
RT	Joe Haeg	WILL	Edwin Jackson
QB	Dwayne Allen	RUSH	Robert Mathis
WR T.Y. Hilton	LCB	Rashaan Melvin	
QB	Andrew Luck	RCB	Vontae Davis
TE	Jack Doyle	SS	Mike Adams
RB	Frank Gore	FS	Clayton Geathers
P	Pat McAfee		

PASSING	ATT.	COMP.	YDS.	PCT.	AVG./ATT.	TD	TD%	INT.	INT%	LG	SACKED	RATING
Luck	545	346	4240	63.5	7.8	31	5.7	13	2.4	64t	41/268	96.4
Tolzien	37	23	216	62.2	5.8	1	2.7	2	5.4	32	3/21	64.7
McAfee	1	1	35	100.0	35.0	0	0.0	0	0.0	35	0/0	118.8
Morrison	1	0	0	0.0	0.0	0	0.0	0	0.0	0	0/0	39.6
COLTS	584	370	4491	63.4	7.6	32	5.5	15	2.6	64t	44/289	94.5
OPPONENTS	582	378	4411	64.9	7.5	27	4.6	8	1.4	49	33/211	97.5



RECORDS

2017

RECORD: 4-12 COACH: CHUCK PAGANO

THIRD – AFC SOUTH DIVISION

HOME: 3-5 ROAD: 1-7

DIV: 2-4 CONF: 3-9 NCONF: 1-3

PRESEASON (2-2)			
DATE	RESULTS	OPPONENT	ATTENDANCE
8/13	L 10-24	DETROIT	63,245
8/19	L 19-24	@ Dallas	88,851
8/26	W 19-15	@ Pittsburgh	50,039
8/31	W 7-6	CINCINNATI	64,779

REGULAR SEASON (4-12)			
DATE	RESULTS	OPPONENT	ATTENDANCE

9/10	L	9-46	@ Los Angeles Rams	60,128
9/17	L	13-16 OT	ARIZONA	*63,137
9/24	W	31-28	CLEVELAND	*63,351
10/1	L	18-46	@ Seattle	68,872
10/8	W	26-23 OT	SAN FRANCISCO	*65,612
10/16	L	22-36	@ Tennessee	63,888
10/22	L	0-27	JACKSONVILLE	*@63,104
10/29	L	23-24	@ Cincinnati	57,901
11/5	W	20-14	@ Houston	71,709
11/12	L	17-20	PITTSBURGH	*66,146
11/26	L	16-20	TENNESSEE	*62,207
12/3	L	10-30	@ Jacksonville	61,207
12/10	L	7-13 OT	@ Buffalo	60,222
12/14	L	13-25	DENVER	*63,411
12/23	L	16-23	@ Baltimore	70,590
12/31	W	22-13	HOUSTON	60,557

TEAM STATISTICS	COLTS	OPP
TOTAL FIRST DOWNS	267	324
Rushing	94	99
Passing	148	192
Penalty	25	33
3rd Down: M/A/Pct.	87/228 38.2	97/217 44.7
4th Down: M/A/Pct.	8/17 47.1	7/14 50.0
TOTAL NET YARDS	4553	5873
Avg. Per Game	284.6	367.1
Total Plays	994	1026
Avg. Per Play	4.6	5.7
NET RUSHING YARDS	1661	1927
Avg. Per Game	103.8	120.4
Total Rushes	451	488
NET YARDS PASSING	2892	3946
Avg. Per Game	180.8	246.6
Sacked/Yards Lost	56/334	25/177
Gross Yards	3226	4123
Att./Completions	487/285	513/320
Completion Pct.	58.5	62.4
Had Intercepted	9	13
PUNTS/AVERAGE	85/44.3	64/45.5
NET PUNTING AVG.	42.6	42.0
PENALTIES/YARDS	92/779	102/822
FUMBLES/BALL LOST	20/6	23/7
TOUCHDOWNS	25	44
Rushing	11	15
Passing	13	23
Returns	1	6
TIME OF POSSESSION	29:07	30:53

SCORE BY PERIODS	1	2	3	4	TOTAL
COLTS	42	106	66	46	3 263
OPPONENTS	58	113	94	130	9 404

SCORING	TDR	TDP	TDR	PAT	FG	2P	S	TP
Vinatieri					22/24	29/34		109
Gore	3	1						24
Hilton		4						24
Doyle		4						24
Brissett	4							24
Mack	3	1						24
Moncrief		2						12
Rogers		1						6
Simon			1					6
Turbin	1							6
Ridgeway								1 2
Hairston								1 2
COLTS	11	13	1	22/24	29/34	0	4	2 263
OPPONENTS	15	23	6	37/38	31/37	4	1	404
2-Point: Conversions: Team 0/1, Opponents: 4/5								
FGS								
	1-19	20-29	30-39	40-49	50+	Tot.		
Vinatieri	0/0	11/11	7/10	6/7	5/6	29/34		
COLTS	0/0	11/11	7/10	6/7	5/6	29/34		
OPPONENTS	0/0	6/6	10/14	13/15	2/2	31/37		
Vinatieri: (20,38) (46,29) (33,40) (52,23,38,51) (36,25,52) (29,33,29) (22,53) (48) (26,28,42) (27) (33,43) (45,39) (38,60,48,38,30) (54,22)								
OPP:								
	(50,35,44) (27,40,42,30) (44,37) (28,43,44) (48,32,40,48,23) (42,33) (29,34) (39) (41,37,33) (29,45) (30,23,39) (40,40) (30,39,36) (52,46)							

RUSHING	NO.	YDS.	AVG.	LG	TD
Gore	261	961	3.7	21	3
Mack	93	358	3.8	35	3
Brissett	63	260	4.1	25	4
Turbin	23	53	2.3	7	1
Jones	5	14	2.8	5	0
Rogers	3	8	2.7	7	0
Ferguson	1	5	5.0	5	0
Tolzien	2	2	1.0	3	0
COLTS	451	1661	3.7	35	11
OPPONENTS	488	1927	3.9	72t	15

RECEIVING	NO.	YDS.	AVG.	LG	TD
Doyle	80	690	8.6	26	4
Hilton	57	986	16.9	80t	4
Gore	29	245	8.4	26	1
Moncrief	26	391	15.0	60t	2
Rogers	23	284	12.3	61t	1
Mack	21	225	10.7	34	1
Aiken	15	133	8.9	21	0
Williams	13	121	9.3	32	0
Turbin	9	56	6.2	16	0
Bray	3	39	13.0	22	0
Daniels	3	26	8.7	13	0
Ferguson	3	16	5.3	8	0
Travis	2	33	16.5	20	0
Hazel	1	1	1.0	1	0
COLTS	285	3226	11.3	80t	13
OPPONENTS	320	4123	12.9	67	23

INTERCEPTIONS	NO.	YDS.	AVG.	LG	TD
Hooker	3	73	24.3	32	0
Melvin	3	28	9.3	21	0
Farley	2	9	4.5	9	0
Wilson	1	33	33.0	32	0
Simon	1	26	26.0	26t	1
Moore	1	25	25.0	25	0
Hairston	1	21	21.0	11	0
Desir	1	0	0.0	0	0
COLTS	13	215	16.5	33	1
OPPONENTS	9	181	20.1	39t	4

PUNTING	NO.	YDS.	AVG.	TB	IN20	LG	BLK.
Sanchez	84	3764	44.8	3	28	61	1
COLTS	85	3764	44.3	3	28	61	1
OPPONENTS	64	2910	45.5	3	29	61	1

PUNT RETURNS	NO.	FC	YDS.	AVG.	LG	TD
Bray	17	8	90	5.3	20	0
Rogers	10	5	80	8.0	30	0
Hogan	0	0	-8	0.0	-8	0
COLTS	27	13	162	6.0	30	0
OPPONENTS	19	27	80	4.2	29	0

KICKOFF RETURNS	NO.	YDS.	AVG.	LG	TD
Bray	18	430	23.9	60	0
Ferguson	5	86	17.2	20	0
Mack	3	69	23.0	34	0
Rogers	1	5	5.0	5	0
Basham	1	0	0.0	0	0
COLTS	28	590	21.1	60	0
OPPONENTS	23	441	19.2	40	0

USUAL STARTERS PRO BOWLERS IN BOLDFACE

OFFENSE	DEFENSE
WR Donte Moncrief	DE Henry Anderson
LT Anthony Castonzo	NT Al Woods
LG Jeremy Vujnovich	DT Johnathan Hankins
C Ryan Kelly	SLB John Simon
RG Jack Mewhort	MIKE Antonio Morrison
RT Joe Haeg	WILL Jon Bostic
TE Jack Doyle	RUB Jabaa Sheard
WR T.Y. Hilton	LCB Rashawn Melvin
QB Jacoby Brissett	RCB Vontae Davis
TE Brandon Williams	FS Matthias Farley
RB Frank Gore	SS Malik Hooker

PASSING	ATT.	COMP.	YDS.	PCT.	AVG./ATT.	TD	TD%	INT.	INT.%	LG	SACKED	RATING
Brissett	469	276	3098	58.8	6.6	13	2.8	7	1.5	80t	52/305	81.7
Tolzien	18	9	128	50.0	7.1	0	0.0	2	11.1	32	4/29	33.8
COLTS	487	285	3226	58.5	6.6	13	2.7	9	1.8	80t	56/334	79.7
OPPONENTS	513	320	4123	62.4	8.0	23	4.5	13	2.5	67	25/177	91.9



RECORDS

2018

RECORD: 10-6 COACH: FRANK REICH
SECOND – AFC SOUTH DIVISION
HOME: 6-2 ROAD: 4-4
DIV: 4-2 CONF: 7-5 NCONF: 3-1

PRESEASON (3-1)

DATE	RESULTS	OPPONENT	ATTENDANCE
8/9	W 19-17	@ Seattle	68,418
8/20	L 19-20	BALTIMORE	60,576
8/25	W 23-17	SAN FRANCISCO	64,921
8/30	W 27-26	@ Cincinnati	39,520

REGULAR SEASON (10-6)

*Sellout *Roof/Window Open *Roof Open/Window Closed
 @Roof Closed/Window Open

DATE	RESULTS	OPPONENT	ATTENDANCE
9/9	L 23-34	CINCINNATI	58,699
9/16	W 21-9	@ Washington	57,013
9/23	L 16-20	@ Philadelphia	69,696
9/30	L 34-37	HOUSTON	*57,716
10/4	L 24-38	@ New England	65,878
10/14	L 34-42	@ N.Y. Jets	77,982
10/21	W 37-5	BUFFALO	56,848
10/28	W 42-28	@ Oakland	54,372
11/11	W 29-26	JACKSONVILLE	57,473
11/18	W 38-10	TENNESSEE	57,401
11/25	W 27-24	MIAMI	57,069
12/2	L 0-6	@ Jacksonville	67,030
12/9	W 24-21	@ Houston	71,814
12/16	W 23-0	DALLAS	*66,654
12/23	W 28-27	N.Y. GIANTS	61,738
12/30	W 33-17	@ Tennessee	68,978
1/5	W 21-7	@ Houston	71,798
1/12	L 13-31	@ Kansas City	76,765

TEAM STATISTICS

TOTAL FIRST DOWNS	COLTS	OPP
Rushing	371	315
Passing	96	87
Penalty	237	203
3rd Down: M/A/Pct.	104/214 48.6%	82/200 41.0%
4th Down: M/A/Pct.	7/15 46.7%	7/15 46.7%
TOTAL NET YARDS	6179	5431
Avg. Per Game	386.2	339.4
Total Plays	1070	995
Avg. Per Play	5.8	5.5
NET RUSHING YARDS	1718	1626
Avg. Per Game	107.4	101.6
Total Rushes	408	415
NET YARDS PASSING	4461	3805
Avg. Per Game	278.8	237.8
Sacked/Yards Lost	18/134	38/228
Gross Yards	4595	4033
Att./Completions	644/432	542/384
Completion Pct.	67.1	70.8
Had Intercepted	15	15
PUNTS/AVERAGE	57/46.1	67/45.1
NET PUNTING AVG.	42.7	41.9
PENALTIES/YARDS	120/953	131/1115
FUMBLES/BALL LOST	17/9	22/11
TOUCHDOWNS	52	37
Rushing	13	12
Passing	39	21
Returns	0	4
TIME OF POSSESSION	29:46	30:14

SCORE BY PERIODS	1	2	3	4	TOTAL
COLTS	83	135	87	125	343
OPPONENTS	76	99	80	83	344

PASSING	ATT.	COMP.	YDS.	PCT.	AVG./ATT.	TD	INT.
Luck	639	430	4593	67.3	7.2	39	6.1
Brissett	4	2	2	50.0	0.5	0	0.0
Ebron	1	0	0	0.0	0.0	0	0.0
COLTS	644	432	4593	67.1	7.1	39	6.1
OPPONENTS	542	384	4033	70.8	7.4	21	3.9

SCORING	TDR	TDP	TDR	PAT	FG	2P	S	TP
Vinateri	1	13	44/47	23/27	113			
Ebron	1	1			64			
Mack	9	1			84	2		
Hilton	6	6			36			
Hines	2	2			24			
Inman	3	3			18			
Swoope	3	3			18			
Rogers	2	2			18	2		
Doyle	2	2			12			
Alie-Cox	2	2			12			
Pascal	2	2			12			
Wilkins	1	1			6			
Hewitt	1	1			6			
Johnson	1	1			6			
Grant	1	1			6			
COLTS	13	39	0	44/47	23/27	0	4	433
OPPONENTS	12	21	4	36/37	28/33	0	0	344

2-Point: Conversions: Team 4/5, Opponents: 0/0

FCS	1-19	20-29	30-39	40-49	50+	Tot.
Vinateri	0/0	8/8	6/7	5/6	4/6	23/27
COLTS	0/0	8/8	6/7	5/6	4/6	23/27
OPPONENTS	0/0	6/6	11/11	10/12	1/4	28/33

Vinateri: (21,38,51,55) (35,31,28) (42,44) (38,54) (21,31) (36) (26, 25) (52) (22) (48, 46, 32) (54) (43, 44, 23) (53, 25) (48, 39) (49, 45, 27, 49) (55, 33, 24) (40, 53, 29, 37) (45) (50, 48, 32, 37, 45, 37, 45) (34) (28, 52, 55) (42) (29) (50, 37, (46) (40, 27) (38)

OPP: (42, 39) (49, 45, 27, 49) (55, 33, 24) (40, 53, 29, 37) (45) (50, 48, 32, 37, 45, 37, 45) (34) (28, 52, 55) (42) (29) (50, 37, (46) (40, 27) (38)

RUSHING	NO.	YDS.	AVG.	LG	TD
Mack	195	908	4.7	49	9
Wilkins	60	336	5.6	53	1
Hines	85	314	3.7	18	2
Luck	46	148	3.2	33	0
Turbin	4	10	2.5	5	0
Pascal	2	10	5.0	8	0
Michael	2	9	4.5	8	0
McNichols	2	4	2.0	7	0
Johnson	1	-2	-2.0	-2	0
Rogers	1	-4	-4.0	-4	0
Brissett	7	-7	-1.0	-1	0
Ebron	3	-8	-2.7	2	1
COLTS	408	1718	4.2	53	13
OPPONENTS	415	1626	3.9	34	12

RECEIVING	NO.	YDS.	AVG.	LG	TD
Hilton	76	1,270	16.7	68t	6
Ebron	66	750	11.4	53t	13
Rogers	53	485	9.2	34	2
Hines	63	425	6.7	28	2
Grant	35	334	9.5	23	1
Inman	28	304	10.9	29	3
Pascal	27	268	9.9	28	2
Doyle	26	245	9.4	20	2
Alie-Cox	7	133	19.0	34	2
Mack	17	103	6.1	29t	1
Johnson	6	102	17.0	34t	1
Swoope	8	87	10.9	26	3
Wilkins	16	85	5.3	17	0
Luck	1	4	4.0	4	0
Turbin	1	3	3.0	3	0
Hewitt	1	1	1.0	1t	1
Kelly	1	-4	-4.0	-4	0
COLTS	432	4595	10.6	68t	39
OPPONENTS	384	4033	10.5	80t	21

INTERCEPTIONS	NO.	YDS.	AVG.	LG	TD
K. Moore II	3	52	17.3	32	0
Leonard	2	38	19.0	28	0
Hooker	2	34	17.0	27	0
Mitchell	1	47	47.0	47	0
Goode	1	16	16.0	16	0
Odum	1	14	14.0	14	0
Walker	1	11	11.0	11	0
Farley	1	7	7.0	0	0
Desir	1	1	1.0	1	0
C. Moore	1	0	0.0	0	0
Wilson	1	0	0.0	0	0
COLTS	15	220	14.7	47	0
OPPONENTS	15	148	9.9	36	2

PUNTING	NO.	YDS.	AVG.	TB	IN20	LG	BLK.
Sanchez	57	2629	46.1	5	24	63	0
COLTS	57	2629	46.1	5	24	63	0
OPPONENTS	67	3022	45.1	0	33	62	0

PUNT RETURNS	NO.	FC	YDS.	AVG.	LG	TD
Rogers	23	28	215	9.3	51	0
Hilton	1	0	2	2.0	2	0
COLTS	24	28	217	9.0	51	0
OPPONENTS	21	18	93	4.4	15	0

KICKOFF RETURNS	NO.	YDS.	AVG.	LG	TD
Pascal	14	297	21.2	29	0
Johnson	1	23	23.0	23	0
Rogers	1	10	10.0	10	0
Wilkins	1	7	7.0	7	0
COLTS	17	337	19.8	29	0
OPPONENTS	27	595	22.0	47	0

USUAL STARTERS PRO BOWLERS IN BOLDFACE

OFFENSE		DEFENSE	
WR	Chester Rogers	DE	Jabaal Sheard
LT	Anthony Castonzo	NT	Margus Hunt
LG	Quenton Nelson	UT	Denico Autry
C	Ryan Kelly	DE	Tyquan Lewis
RG	Mark Glowinski	MIKE	Anthony Walker
RT	Braden Smith	WLB	Darius Leonard
TE	Eric Ebron	SAM	Matthew Adams
WR	T.Y. Hilton	CB	Kenny Moore II
QB	Andrew Luck	CB	Pierre Desir
WR	Ryan Grant	SS	Clayton Geathers
RB	Marlon Mack	FS	Malik Hooker

INT.	INT%	LG	SACKED	RATING
15	2.3	68t	18/134	98.7
0	0.0	4	0/0	56.3
0	0.0	0	0/0	39.6
COLTS	15	2.3	68t	18/134
OPPONENTS	15	2.8	80t	38/228



RECORDS

2019

RECORD: 7-9 COACH: FRANK REICH
THIRD – AFC SOUTH DIVISION
HOME: 5-3 ROAD: 2-6
DIV: 3-3 CONF: 5-7 NCONF: 2-2

PRESEASON (1-3)				
DATE	RESULTS	OPPONENT	ATTENDANCE	
8/8	L 16-24	@ BUFFALO	58,124	
8/17	L 18-21	CLEVELAND	63,237	
8/24	L 17-27	CHICAGO	66,030	
8/29	W 13-6	@ CINCINNATI	35,247	

REGULAR SEASON (7-9)				
*SELLOUT	*ROOF/WINDOW OPEN	*ROOF		
DATE	RESULTS	OPPONENT	ATTENDANCE	
9/8	L 24-30	@ L.A. Chargers	25,363	
9/15	W 19-17	@ Tennessee	62,849	
9/22	W 27-24	ATLANTA	60,295	
9/29	L 24-31	OAKLAND	62,259	
10/6	W 19-13	@ Kansas City	73,352	
10/20	W 30-23	HOUSTON	59,977	
10/27	W 15-13	DENVER	#61,653	
11/3	L 24-26	@ Pittsburgh	61,115	
11/10	L 12-16	MIAMI	60,510	
11/17	W 33-13	JACKSONVILLE	61,986	
11/21	L 17-20	@ Houston	71,727	
12/1	L 17-31	TENNESSEE	60,361	
12/8	L 35-38	@ Tampa Bay	50,232	
12/16	L 7-34	@ New Orleans	73,053	
12/22	W 38-6	CAROLINA	61,845	
12/29	L 20-38	@ Jacksonville	58,472	

TEAM STATISTICS				
COLTS	OPP			
TOTAL FIRST DOWNS	340	323		
RUSHING	131	93		
PASSING	165	207		
PENALTY	44	23		
3RD DOWN: M/A/PCT	86/207/41.5	85/199/42.7		
4TH DOWN: M/A/PCT	14/24/58.3	8/19/42.1		
TOTAL NET YARDS	5238	5549		
AVG. PER GAME	327.4	346.8		
TOTAL PLAYS	1016	986		
AVG. PER PLAY	5.2	5.6		
NET YARDS RUSHING	2130	1567		
AVG. PER GAME	133.1	97.9		
TOTAL RUSHES	471	383		
NET YARDS PASSING	3108	3982		
AVG. PER GAME	194.3	248.9		
SACKED/YARDS LOST	32/206	41/249		
GROSS YARDS	3314	4231		
ATTEMPTS/COMPLETIONS	513/307	562/394		
COMPLETION PCT.	59.8	70.1		
HAD INTERCEPTED	10	15		
PUNTS/AVERAGE	59/44.4	55/46.3		
NET PUNTING AVG.	41.2	38		
PENALTIES/YARDS	79/670	111/1040		
FUMBLES/BALL LOST	18/11	16/8		
TOUCHDOWNS	42	41		
RUSHING	17	8		
PASSING	22	29		
RETURNS	3	4		
TIME OF POSSESSION	30:02	29:58		

SCORE BY PERIODS						
COLTS	1	2	3	4	OTOTAL	
COLTS	89	104	80	88	0	361
OPPONENTS	64	116	93	94	6	373

SCORING												
TDR	TDP	TDR	PAT	FG	2P	S	TP					
Vinatieri	0	0	0	22/28	17/25	0	0	73				
Mack	8	0	0	0/0	0/0	1	0	50				
Pascal	0	5	0	0/0	0/0	1	1	34				
Hilton	0	5	0	0/0	0/0	0	0	30				
McLaughlin	0	0	0	11/11	5/6	0	0	26				
Hines	2	0	2	0/0	0/0	0	0	24				
Doyle	4	0	0	0/0	0/0	0	0	24				
Brissett	4	0	0	0/0	0/0	0	0	24				
Ebron	0	3	0	0/0	0/0	0	0	18				
Rogers	0	2	0	0/0	0/0	0	0	12				
Johnson	0	2	0	0/0	0/0	0	0	12				
Wilkins	2	0	0	0/0	0/0	0	0	12				
Leonard	0	0	1	0/0	0/0	0	0	6				
Campbell	0	1	0	0/0	0/0	0	0	6				
Williams	1	0	0	0/0	0/0	0	0	6				
Houston	0	0	0	0/0	0/0	0	1	2				
COLTS	17	22	3	33/39	22/31	2	0	361				
OPPONENTS	8	29	4	38/38	29/31	1	2	373				

2-Point: Conversions: Team 2/3, Opponents: 1/2

FGS									
Vinatieri	1-19	20-29	30-39	40-49	50+	Tot.			
Vinatieri	0/0	6/7	6/6	3/7	2/5	17/25			
McLaughlin	1/1	1/1	1/1	0/1	2/2	5/6			
COLTS	1/1	7/8	7/7	3/8	4/7	22/31			
OPPONENTS	0/0	10/10	8/8	7/9	4/4	29/31			

Vinatieri:								
OPP:	(46, 44, 29)	(49, 21)	(26, 57)	(32, 32, 31, 29)	(45, 55, 45, 51)	(25, 43)	(25, 39)	(34)
	(36)	(65, 53, 28, 46)						
McLaughlin:								
OPP:	(50, 19, 47)	(35)	(20, 50)					
	(40)	(49, 45)	(34)	(26)	(29, 36)	(47, 31, 26)		
	(21, 29)	(21, 51, 33, 26)	(47, 48, 48)	(46)	(46)			
	(35, 36)	(31)	(44)	(33, 26)	(27, 50)	(20, 53, 56)		

RUSHING						
NO.	YDS.	AVG.	LG	TD		
Mack	247	1,091	4.4	63t	8	
Wilkins	51	307	6.0	55	2	
Williams	49	235	4.8	48	1	
Brissett	56	228	4.1	24	4	
Hines	52	199	3.8	18	2	
Campbell	4	34	8.5	22	0	
Rogers	1	18	18.0	18	0	
Pascal	2	16	8.0	12	0	
Hoyer	8	2	0.3	6	0	
Nelson	1	0	0.0	0	0	
COLTS	471	2130	4.5	63t	17	
OPPONENTS	383	1567	4.1	60t	8	

RECEIVING						
NO.	YDS.	AVG.	LG	TD		
Hilton	45	501	11.1	35	5	
Hines	44	320	7.3	21	0	
Doyle	43	448	10.4	23	4	
Pascal	41	607	14.8	37	5	
Ebron	31	375	12.1	48t	3	
Campbell	18	127	7.1	27	1	
Johnson	17	277	16.3	50	2	
Rogers	16	179	11.2	27	2	
Mack	14	82	5.9	14	0	
Alie-Cox	8	93	11.6	21	0	
Wilkins	7	43	6.1	11	0	
Williams	5	59	11.8	31	0	
Cain	4	52	13.0	25	0	
Travis	4	51	12.8	25	0	
Inman	4	49	12.3	22	0	
Funchess	3	32	10.7	16	0	
Dulin	2	17	8.5	13	0	
Brissett	1	2	2.0	2	0	
Williams	0	0	0.0	0	0	
COLTS	307	3314	10.8	50	22	
OPPONENTS	394	4231	10.7	61t	29	

INTERCEPTIONS											
NO.	YDS.	AVG.	LG	TD							
Leonard	5	92	18.4	80t	1						
Desir	3	0	0.0	0	0						
Hooker	2	39	19.5	26	0						
Moore	2	36	18.0	35	0						
Walker	1	0	0.0	0	0						
Geathers	1	0	0.0	0	0						
Ya-Sin	1	0	0.0	0	0						
COLTS	15	167	11.1	80t	1						
OPPONENTS	10	225	22.5	96t	2						

PUNTING							
NO.	YDS.	AVG.	TB	INTO	LG	BLK.	TD
R.Sanchez	59	2,619	44.4	1	22	60	0
COLTS	59	2,619	44.4	1	22	60	0
OPPONENTS	55	2,546	46.3	2	27	65	0

PUNT RETURNS						
NO.	FC	YDS.	AVG.	LG	TD	TD
Rogers	14	17	137	9.8	21	0
Hines	9	4	281	31.2	84t	2
Okereke	1	0	0	0.0	0	0
COLTS	24	21	418	17.4	84t	2
OPPONENTS	28	15	166	5.9	17	0

KICKOFF RETURNS						
NO.	YDS.	AVG.	LG	TD		
Pascal	10	263	26.3	47	0	
Campbell	7	175	25.0	36	0	
Hines	6	123	20.5	25	0	
Dulin	3	90	30.0	46	0	
Rogers	3	27	9.0	13	0	
Wilkins	1	15	15.0	15	0	
Johnson	1	14	14.0	14	0	
COLTS	31	707	22.8	47	0	
OPPONENTS	19	470	24.7	59	0	

USUAL STARTERS PRO BOWLERS IN BOLDFACE

OFFENSE				DEFENSE			
WR	CB	DE	DE	WR	CB	DE	DE
LT Anthony Castonzo	NT Grover Stewart	DE Jabaal Sheard	DE Jabaal Sheard	WR T.Y. Hilton	CB Kenny Moore II	DE Bobby Okereke	DE Bobby Okereke
LG Quenton Nelson	UT Denico Autry	DT Justin Houston	DT Denico Autry	QB Jacoby Brissett	CB Rock Ya-Sin	CB Clayton Geathers	CB Clayton Geathers
C Ryan Kelly	DE Justin Houston	MIKE Anthony Walker	MIKE Anthony Walker	TE Jack Doyle	SAM Malik Hooker	FS Malik Hooker	FS Malik Hooker
RG Mark Glowinski	MIKE Darius Leonard	WLB Darius Leonard	WLB Darius Leonard	WR Zach Pascal	CB Rock Ya-Sin	CB Clayton Geathers	CB Clayton Geathers
RT Braden Smith	MIKE Anthony Walker	SAM Bobby Okereke	SAM Bobby Okereke	WR Marlon Mack	FS Malik Hooker	FS Malik Hooker	FS Malik Hooker

PASSING	ATT.	COMP.	YDS.	PCT.	AVG./ATT.	TD	TD%	INT.	INT.%	LG	SACKED	RATING
Brissett	447	272	2,942	60.9	6.6	18	4.0	6	1.3	50	27/159	88.0
Hoyer	65	35	372	53.8	5.7	4	6.2	4	6.2	23	5/47	65.7
Pascal	1	0	0	0.0	0.0	0	0.0	0	0.0	0	0/0	39.6
COLTS	513	307	3,314	59.8	6.5	22	4.3	10	1.9	50	32/206	85.0
OPPONENTS	562	394	4,231	70.1	7.5	29	5.2	15	2.7	61t	41/249	97.9

U RECORDS

2020

RECORD: 11-5 COACH: FRANK REICH

SECOND - AFC SOUTH DIVISION

HOME: 6-2 ROAD: 5-3

DIV: 4-2 CONF: 7-5 NCONF: 4-0

*Sellout @Roof Closed/Window Open	^Roof/Window Open @Roof Closed/Window Open	#Roof Open/Window Closed @Roof Closed/Window Open	DATE	RESULTS	OPPONENT	ATTENDANCE
			9/13	L 20-27	@ Jacksonville	14,100
			9/20	W 28-11	MINNESOTA	^2,500
			9/27	W 36-7	N.Y. JETS	^7,480
			10/4	W 19-11	@ Chicago	
			10/11	L 23-32	@ Cleveland	11,759
			10/18	W 31-27	CINCINNATI	^12,453
			11/1	W 41-21	@ Detroit	
			11/8	L 10-24	BALTIMORE	^12,200
			11/12	W 34-17	@ Tennessee	13,949
			11/22	W 34-31	GREEN BAY	12,495
			11/29	L 26-45	TENNESSEE	12,464
			12/6	W 26-20	@ Houston	12,316
			12/13	W 44-27	@ Las Vegas	
			12/20	W 27-20	HOUSTON	9,992
			12/27	L 24-28	@ Pittsburgh	
			1/3	W 28-14	JACKSONVILLE	9,976
			1/9	L 24-27	@ Buffalo	6,772

TEAM STATISTICS	COLTS	OPP
TOTAL FIRST DOWNS	364	329
Rushing	129	94
Passing	201	203
Penalty	34	32
3rd Down: M/A/Pct.	78/197/39.6	86/203/42.4
4th Down: M/A/Pct.	16/26/61.5	6/14/42.6
TOTAL NET YARDS	6049	5314
Avg. Per Game	378.1	332.1
Total Plays	1032	992
Avg. Per Play	5.9	5.4
NET YARDS RUSHING	1996	1448
Avg. Per Game	124.8	90.5
Total Rushes	459	390
Net Yards Passing	4053	3866
Avg. Per Game	253.3	241.6
Sacked/Yards Lost	21/133	40/261
Gross Yards	4186	4127
Attempts/Completions	552/371	562/369
Completion Pct.	67.2	65.7
Had Intercepted	11	15
PUNTS/AVERAGE	49/45.2	64/44.3
NET PUNTING AVG.	38.8	38.8
PENALTIES/YARDS	94/899	86/755
FUMBLES/BALL LOST	8/4	19/10
TOUCHDOWNS	50	43
Rushing	20	16
Passing	24	24
Returns	6	3
TIME OF POSSESSION	31:01	28:59

SCORE BY PERIODS	1	2	3	4	OT	TOTAL
COLTS	107	156	68	117	3	451
OPPONENTS	86	137	53	86	0	362

SCORING	TDR	TDP	TDR	PAT	FG	2P	S	TP
Blankenship	0	0	0	43/45	32/37	0	0	139
Taylor	11	1	0	0/0	0/0	0	0	72
Hines	3	4	0	0/0	0/0	1	0	44
Burton	2	3	0	0/0	0/0	0	0	30
Pascal	0	5	0	0/0	0/0	0	0	30
Brissett	3	0	0	0/0	0/0	0	0	18
Doyle	0	3	0	0/0	0/0	0	0	18
Alie-Cox	0	2	0	0/0	0/0	0	0	12
Carrie	0	0	2	0/0	0/0	0	0	12
Wilkins	1	0	0	0/0	0/0	1	0	8
K. Moore	0	0	1	0/0	0/0	0	0	6
Pittman Jr.	0	1	0	0/0	0/0	0	0	6
X. Rhodes	0	0	1	0/0	0/0	0	0	6
Rodgers	0	0	1	0/0	0/0	0	0	6
Willis	0	0	1	0/0	0/0	0	0	6
Houston	0	0	0	0/0	0/0	2	4	4
Buckner	0	0	0	0/0	0/0	0	1	2
COLTS	20	24	6	43/45	32/37	3	3	451
OPPONENTS	16	24	3	41/41	19/23	2	1	362

FGS	1-19	20-29	30-39	40-49	50+	Tot.
Blankenship	0/0	10/10	12/13	9/11	1/3	32/37
COLTS	0/0	10/10	12/13	9/11	1/3	32/37
OPPONENTS	0/0	7/7	3/3	5/8	4/5	22/33

Blankenship:	(38, 30, 25) (28, 38, 38, 44) (42, 41, 41) (21, 30, 44, 30) (52, 37, 25) (40) (1) (43) (24, 43) (32, 37, 32, 43, 39) (1) (42) (25, 20, 35) (35, 53) (28) (22, 24, 56, 49)
OPP:	(50, 46) (21) (1) (27) (24, 36, 46) (47, 55, 48) (48) (48) (50, 44) (26) (49) (52, 53, 34) (25, 23) (23, 31) (1)

RUSHING	NO.	YDS.	AVG.	LG	TD
Taylor	232	1169	5.0	62t	11
Hines	89	380	4.3	31	3
Wilkins	84	380	3.7	22	3
Harris	6	46	7.7	19	0
Mack	4	26	6.5	18	0
Pittman	3	26	8.7	21	0
Brissett	17	19	1.1	5	3
P. Campbell	2	16	8.0	9	0
Dulin	2	11	5.5	8	0
Burton	2	3	1.5	2t	2
Rivers	18	-8	-4.4	3	0
COLTS	459	1996	4.3	62t	20
OPPONENTS	390	1448	3.7	31	16

RECEIVING	NO.	YDS.	AVG.	LG	TD
Hines	63	482	7.7	29t	4
Hilton	56	762	13.6	50	5
Pascal	44	629	14.3	42t	5
Pittman	40	503	12.6	45t	1
Taylor	36	299	8.3	39t	1
Alie-Cox	31	384	12.7	45	2
Burton	28	250	8.9	20	3
Doyle	23	251	10.9	28	3
Johnson	14	255	18.2	55	0
Wilkins	12	105	8.8	24	0
Harris	10	79	7.9	21	0
P. Campbell	6	71	11.8	21	0
Dulin	3	53	17.7	24	0
Mack	3	30	10.0	19	0
Fountain	2	23	11.5	12	0
COLTS	371	4186	11.3	55	24
OPPONENTS	369	4127	11.2	73	24

INTERCEPTIONS	NO.	YDS.	AVG.	LG	TD
K. Moore	4	45	11.3	29t	1
Willis	2	93	46.5	50t	1
Carrie	2	47	23.5	47t	1
X. Rhodes	2	44	22.0	44t	1
Blackmon	2	19	9.5	15	0
Walker	1	11	11.0	11	0
Okereke	1	7	7.0	7	0
Ya-Sin	1	0	0.0	0	0
COLTS	15	266	17.7	50t	4
OPPONENTS	11	109	9.9	47t	1

PUNTING	NO.	YDS.	AVG.	TB	IN20	LG	BLK.
R. Sanchez	42	1940	46.2	4	18	60	1
Allen	6	276	46.0	1	2	51	0
COLTS	49	2216	45.2	5	20	60	1
OPPONENTS	64	2832	44.3	2	17	62	1

PUNT RETURNS	NO.	FC	YDS.	AVG.	LG	TD
Hines	30	14	300	10.0	26	0
Rodgers	1	1	12	12.0	12	0
COLTS	31	15	312	10.1	26	0
OPPONENTS	23	10	177	7.7	17	0

KICKOFF RETURNS	NO.	YDS.	AVG.	LG	TD
Rodgers	24	692	28.8	101t	1
T. Smith	8	180	22.5	33	0
Dulin	6	143	23.8	41	0
Hines	3	70	23.3	27	0
Pascal	1	23	23.0	23	0
Wilkins	1	3	3.0	3	0
COLTS	43	1111	25.8	101t	1
OPPONENTS	51	1087	21.3	42t	1

USUAL STARTERS PRO BOWLERS IN BOLDFACE			
OFFENSE		DEFENSE	
WR	T.Y. Hilton	DE	Justin Houston
LT	Anthony Canzono	DT	DeForest Buckner
LG	Quenton Nelson	NT	Grover Stewart
C	Ryan Kelly	DE	Denico Autry
RG	Mark Glowinski	WLB	Darius Leonard
RT	Braden Smith	MLB	Anthony Walker
TE	Jack Doyle	SAM	Bobby Okereke
TE	Mo Alie-Cox	CB	Kenny Moore II
WR	Zach Pascal	FS	Julian Blackmon
QB	Philip Rivers	SS	Khari Willis
RB	Jonathan Taylor	CB	Xavier Rhodes

PASSING	ATT.	COMP.	YDS.	PCT.	AVG./ATT.	TD	TD%	INT.	INT%	LG	SACKED	RATING
Rivers	543	369	4169	68.0	7.7	24	4.4	11	2.0	55	19/118	97.0
Brissett	8	2	17	25.0	2.1	0	0.0	0	0.0	13	2/15	39.6
Pascal	1	0	0	0.0	0.0	0	0.0	0	0.0	-	0/0	39.6
COLTS	552	371	4,186	67.2	7.6	24	4.3	11	2.0	55	21/133	95.9
OPPONENTS	562	369	4,127	65.7	7.3	24	4.3	15	2.7	73	40/261	90.5



RECORDS

2021

RECORD: 9-8 COACH: FRANK REICH
SECOND - AFC SOUTH DIVISION

HOME: 4-5 ROAD: 5-3

DIV: 3-3 CONF: 7-5 NCONF: 2-3

*Sellout ^Roof/Window Open #Roof Open/Window Closed
@Roof Closed/Window Open

Table with columns: DATE, RESULTS, OPPONENT, ATTENDANCE for Preseason (3-0) games.

Table with columns: DATE, RESULTS, OPPONENT, ATTENDANCE for regular season games.

Team Statistics table including Totals for First Downs, Net Yards, Rushing, Passing, Penalties, etc.

Score by Periods table with columns: COLTS, OPPONENTS, 1, 2, 3, 4, OT, TOTAL.

Scoring table with columns: Player, TDR, TDP, TDR, PAT, FG, 2P, S, TP.

Summary rows for COLTS and OPPONENTS including conversions.

FGS table with columns: Player, 1-19, 20-29, 30-39, 40-49, 50+, Tot.

Badgley and Blankenship performance statistics.

OPP: () (34, 38) (32) (38) (23) (31) (34), (25) (46, 44) (33) (56, 51) (57, 49) (25) () (25) (51, 41, 28) (47, 44, 33) (22, 20, 39, 31)

Rushing table with columns: Player, NO., YDS., AVG., LG, TD.

Receiving table with columns: Player, NO., YDS., AVG., LG, TD.

Summary rows for COLTS and OPPONENTS including interceptions.

Interceptions table with columns: Player, NO., YDS., AVG., LG, TD.

Punting table with columns: Player, NO., YDS., AVG., TB, IN20, LG, BLK.

Punt Returns table with columns: Player, NO., FC, YDS., VG., LG, TD.

Kickoff Returns table with columns: Player, NO., YDS., AVG., LG, TD.

USUAL STARTERS
PRO BOWLERS IN BOLDFACE

Offense and Defense personnel list with player names and positions.

Summary table with columns: PASSING, INT., INT.%, LG, SACKED, RATING.



RECORDS

2022

RECORD: 4-12-1 COACH: FRANK REICH (9), JEFF SATURDAY (8)

THIRD – AFC SOUTH DIVISION

HOME: 2-6 ROAD: 2-6-1

DIV: 1-4-1 CONF: 4-7-1 NCONF: 0-5

*Sellout ^Roof/Window Open #Roof Open/Window Closed @Roof Closed/Window Open

DATE	RESULTS	OPPONENT	ATTENDANCE
8/13	L 19-17	@ Buffalo	68,548
8/20	L 19-20	DETROIT	*63,653
8/27	W 23-17	TAMPA BAY	*65,529

DATE	RESULTS	OPPONENT	ATTENDANCE
9/11	T 20-20 OT	@ Houston	69,415
9/18	L 0-24	@ Jacksonville	58,360
9/25	W 20-17	KANSAS CITY	*65,975
10/2	L 17-24	TENNESSEE	**65,781
10/6	W 12-9 OT	@ Denver	76,667
10/16	W 34-27	JACKSONVILLE	**65,749
10/23	L 10-19	@ Tennessee	68,459
10/30	L 16-17	WASHINGTON	*65,515
11/6	L 3-26	@ New England	65,878
11/13	W 25-20	@ Las Vegas	62,197
11/20	L 16-17	PHILADELPHIA	*65,241
11/28	L 17-24	PITTSBURGH	*65,982
12/4	L 19-54	@ Dallas	93,086
12/17	L 36-39 OT	@ Minnesota	66,801
12/26	L 3-20	L.A. CHARGERS	*65,576
1/1	L 10-38	@ N.Y. Giants	77,399
1/8	L 1-12	HOUSTON	*63,655

TEAM STATISTICS	COLTS	OPP
TOTAL FIRST DOWNS	310	344
Rushing	91	127
Passing	193	184
Penalty	26	33
3rd Down: M/A/Pct.	75/228/32.9	85/224/37.9
4th Down: M/A/Pct.	12/26/46.2	13/25/52.0
TOTAL NET YARDS	5298	5678
Avg. Per Game	311.6	334.0
Total Plays	1103	1092
Avg. Per Play	4.8	5.2
NET YARDS RUSHING	1,866	2,109
Avg. Per Game	109.8	124.1
Total Rushes	439	511
NET YARDS PASSING	3432	2059
Avg. Per Game	201.9	125.9
Sacked/Yards Lost	60/422	44/267
Gross Yards	3954	3636
Attempts/Completions	604/398	537/365
Completion Pct.	65.9	68.0
Had Intercepted	20	10
PUNTS/AVERAGE	71/44.1	75/46.4
NET PUNTING AVG.	40.6	41.2
PENALTIES/YARDS	89/794	89/725
FUMBLES/BALL LOST	37/14	20/11
TOUCHDOWNS	28	50
Rushing	8	20
Passing	17	25
Returns	3	5
TIME OF POSSESSION	29:49	30:11

SCORE BY PERIODS	1	2	3	4	OT	TOTAL
COLTS	61	66	85	74	3	289
OPPONENTS	60	156	71	137	3	427

SCORING	TDR	TDP	TDR	PAT	FG	2P	S	TP
McLaughlin	0	0	0	21/21	30/36	0	0	111
Pittman Jr.	0	4	0	0/0	0/0	0	0	24
Taylor	4	0	0	0/0	0/0	0	0	24
Allie-Cox	0	3	0	0/0	0/0	0	0	18
Campbell	0	3	0	0/0	0/0	0	0	18
Woods	0	3	0	0/0	0/0	1	0	18
Jackson	1	1	0	0/0	0/0	0	0	12
Pierce	0	2	0	0/0	0/0	0	0	12
Blankenship	0	0	0	2/2	2/3	0	0	8
Blackmon	0	0	1	0/0	0/0	0	0	6
Domann	0	0	0	0/0	0/0	0	0	6
Dulin	0	1	0	0/0	0/0	0	0	6
Hines	1	0	0	0/0	0/0	0	0	6
McLeod Jr.	0	0	1	0/0	0/0	0	0	6
Moss	1	0	0	0/0	0/0	0	0	6
Ryan	1	0	0	0/0	0/0	0	0	6
Lindsay	0	0	0	0/0	0/0	1	0	2
COLTS	8	17	3	23/23	32/39	1	0	289
OPPONENTS	20	25	5	41/43	26/28	4	0	427

2-Point: Conversions: Team 1/5, Opponents 4/7

FGS	1-19	20-29	30-39	40-49	50+	Tot.
McLaughlin	0/0	7/7	5/6	9/11	9/12	30/36
Blankenship	0/0	1/1	0/0	1/2	0/0	2/3
COLTS	0/0	8/8	5/6	10/13	9/12	32/39
OPPONENTS	0/0	9/9	4/6	11/11	2/2	26/28

McLaughlin:
(1) (43, 51) (27, 51) (52, 51, 31, 48) (28, 42) (50) (46, 39, 20) (38, 40) (48, 48, 48) (51, 36, 50, 37) (51, 59) (52, 34) (28, 28, 49, 27, 52) (46) (23, 48) (54)

Blankenship: (45, 27, 42) 0 0 0 0 0 0 0 0 0 0 0 0 (0 0 0 0 0)

OPP: (45, 43) (52) (26, 34) (44) (33, 44, 34, 45) (1) (27, 28, 38, 48) (28) (49, 43, 43, 28) (1) (22) (45, 52, 29) (1) (40) (24, 21) (56) (57)

RUSHING	NO.	YDS.	AVG.	LG	TD
Ryan	192	861	4.5	66t	4
Moss	76	365	4.8	34	1
Jackson	68	236	3.5	17	1
Ehlinger	17	87	5.1	19	0
Ryan	27	70	2.6	39	1
Campbell	5	59	11.8	28	0
Wilkins	13	58	4.5	9	0
Lindsay	15	49	3.3	15	0
Hines	18	36	2.0	9	1
Pittman Jr.	3	30	10.0	19	0
Dulin	2	8	4.0	5	0
Foles	2	8	4.0	8	0
Granson	1	0	0.0	0	0
COLTS	439	1866	4.3	66t	8
OPPONENTS	511	2109	4.1	61t	20

RECEIVING	NO.	YDS.	AVG.	LG	TD
Pittman Jr.	99	925	9.3	28	4
Campbell	63	623	9.9	49	3
Pierce	41	593	14.5	47	2
Granson	31	302	9.7	32	0
Jackson	30	209	7.0	27	1
Taylor	28	143	5.1	19	0
Woods	25	312	12.5	36	3
Hines	25	188	7.5	22	0
Allie-Cox	19	189	9.9	34	3
Dulin	15	207	13.8	39	1

INT.	INT. %	LG	SACKED	RATING
Moss	4	12	3.0	5
Wilkins	6	29	4.8	10
Lindsay	6	19	3.2	7
Strachan	3	59	19.7	23
Patmon	2	24	12.0	17
Coutee	1	20	20.0	20
COLTS	398	3854	9.7	49
OPPONENTS	365	3836	10.5	64t

INTERCEPTIONS	NO.	YDS.	AVG.	LG	TD
Thomas II	4	51	12.8	35	0
Gilmore	2	31	15.5	31	0
McLeod Jr.	2	27	13.5	27t	1
Blackmon	1	17	17.0	17t	1
Leonard	1	15	15.0	15	0
COLTS	10	141	14.1	35	2
OPPONENTS	20	336	16.8	76t	4

PUNTING	NO.	YDS.	AVG.	TB	IN20	LG	BLK.
Haack	70	3133	44.8	3	28	70	1
COLTS	71	3133	44.1	3	28	70	1
OPPONENTS	75	3478	46.4	5	26	67	1

PUNT RETURNS	NO.	FC	YDS.	AVG.	LG	TD
Coutee	17	9	152	8.9	19	0
Hines	11	3	111	10.1	24	0
Flowers	3	8	13	4.3	9	0
Rodgers Sr.	2	1	13	6.5	13	0
Cross	1	0	0	0.0	0	0
COLTS	34	21	289	8.5	24	0
OPPONENTS	26	22	192	7.4	23	0

KICKOFF RETURNS	NO.	YDS.	AVG.	LG	TD
Flowers	23	715	31.1	89	0
Rodgers Sr.	18	452	25.1	45	0
Granson	1	15	15.0	15	0
Kalinic	1	15	15.0	15	0
COLTS	43	1197	27.8	89	0
OPPONENTS	34	783	23.0	37	0

USUAL STARTERS PRO BOWLERS IN BOLDFACE

OFFENSE	DEFENSE
WR Michael Pittman Jr.	DE Kwitya Paye
LT Bernhard Raimann	DT DeForest Buckner
LG Quenton Nelson	NT Grover Stewart
C Ryan Kelly	DE Yannick Ngakoue
RG Will Fries	CB Stephon Gilmore
RT Braden Smith	MLB Zaire Franklin
TE Mo Allie-Cox	SAM Bobby Okereke
WR Parris Campbell	CB Kenny Moore II
WR Alie Pierce	FS Rodney Thomas II
QB Matt Ryan	SS Rodney McLeod Jr.
RB Jonathan Taylor	CB Isaiah Rodgers Sr.

PASSING	ATT.	COMP.	YDS.	PCT.	AVG./ATT.	TD	TD%	INT.	INT.%	LG	SACKED	RATING
Ryan	461	309	3057	67.0	6.63	14	3.0	13	2.8	45	38/267	83.9
Ehlinger	101	64	573	63.4	5.67	3	3.0	3	3.0	47	14/87	76.1
Foles	42	25	224	59.5	5.33	0	0.0	4	9.5	49	9/48	34.3
COLTS	604	398	3854	65.9	6.38	17	2.8	20	3.3	49	60/422	79.2
OPPONENTS	537	365	3836	68.0	7.14	25	4.7	10	1.9	64t	44/267	96.2



RECORDS

2023

RECORD: 9-8 COACH: SHANE STEICHEN
THIRD – AFC SOUTH DIVISION
HOME: 4-5 ROAD: 5-3
DIV: 3-3 CONF: 7-5 NCONF: 2-3

*Sellout ^Roof/Window Open #Roof Open/Window Closed @Roof Closed/Window Open

PRESEASON (2-1)			
DATE	RESULTS	OPPONENT	ATTENDANCE
8/12	L 19-23	@ Buffalo	70,326
8/19	W 24-17	CHICAGO	^*65,924
8/24	W 27-13	@ Philadelphia	69,879

DATE	RESULTS	OPPONENT	ATTENDANCE
9/10	L 21-31	JACKSONVILLE	*66,749
9/17	W 31-20	@ Houston	71,159
9/24	W 22-19 OT	@ Baltimore	70,038
10/01	L 23-29 OT	L.A. RAMS	*#65,337
10/08	W 23-16	TENNESSEE	*#65,287
10/15	L 20-37	@ Jacksonville	64,851
10/22	L 38-39	CLEVELAND	*#65,552
10/29	L 27-38	NEW ORLEANS	*#65,427
11/05	W 27-13	@ Carolina	72,301
11/12	W 10-6	@ New England	50,144
11/26	W 27-20	TAMPA BAY	*64,407
12/03	W 31-28 OT	@ Tennessee	65,262
12/10	L 14-34	@ Cincinnati	65,981
12/16	W 30-13	PITTSBURGH	*#64,171
12/24	L 10-29	@ Atlanta	69,221
12/31	W 23-20	LAS VEGAS	*#65,538
1/6	L 19-23	HOUSTON	*#65,925

TEAM STATISTICS	COLTS	OPP
TOTAL FIRST DOWNS	324	346
Rushing	113	123
Passing	178	192
Penalty	33	31
3rd Down: M/A/Pct.	82/232/35.3	89/240/37.1
4th Down: M/A/Pct.	16/32/50.0	17/26/65.4
TOTAL NET YARDS	5725	5947
Avg. Per Game	336.8	349.8
Total Plays	1094	1137
Avg. Per Play	5.2	5.2
NET YARDS RUSHING	2059	2105
Avg. Per Game	121.1	123.8
Total Rushes	479	518
NET YARDS PASSING	3666	3842
Avg. Per Game	215.6	226.0
Sacked/Yards Lost	41/216	51/315
Gross Yards	3882	4157
Attempts/Completions	574/355	568/370
Completion Pct.	61.8	65.1
Had Intercepted	10	15
PUNTS/AVERAGE	69/47.6	73/45.7
NET PUNTING AVG.	42.3	40.4
PENALTIES/YARDS	95/685	100/843
FUMBLES/BALL LOST	21/12	23/9
TOUCHDOWNS	42	44
Rushing	19	22
Passing	18	21
Returns	5	1
TIME OF POSSESSION	28:53	31:07

SCORE BY PERIODS	1	2	3	4	OT	TOTAL
COLTS	86	128	78	95	9	396
OPPONENTS	98	118	83	107	9	415

SCORING	TDR	TDP	TDR	PAT	FG	2P	S	TP
Gay	0	0	0	35/36	33/41	0	0	134
Taylor	7	1	0	0/0	0/0	0	0	48
Moss	5	2	0	0/0	0/0	1	0	44
Pittman Jr.	0	4	0	0/0	0/0	2	0	28
Richardson	4	0	0	0/0	0/0	0	0	24
Alie-Cox	0	3	0	0/0	0/0	1	0	20
Minshew II	3	0	0	0/0	0/0	0	0	18
Downs	0	2	0	0/0	0/0	0	0	12
Moore II	0	0	2	0/0	0/0	0	0	12
Ogletree	0	2	0	0/0	0/0	0	0	12
Pierce	0	2	0	0/0	0/0	0	0	12
Buckner	0	0	1	0/0	0/0	0	0	6
Granson	0	1	0	0/0	0/0	0	0	6
Harrison Jr.	0	0	1	0/0	0/0	0	0	6
Montgomery	0	1	0	0/0	0/0	0	0	6
Stuard	0	0	1	0/0	0/0	0	0	6
A. Speed LG	0	0	0	0/0	0/0	1	2	2
A. Speed TM	0	0	0	0/0	0/0	1	2	2
COLTS	19	18	5	35/36	33/41	4	1	1396
OPPONENTS	22	21	1	39/42	36/41	1	1	1415

2-Point: Conversions: Team 4/5, Opponents 0/1

FGS	1-19	20-29	30-39	40-49	50+	Tot.
Gay	0/0	9/9	9/10	7/9	8/13	33/41
COLTS	0/0	9/9	9/10	7/9	8/13	33/41
OPPONENTS	0/0	9/9	8/9	10/12	9/11	47/61

Gay:	() (42)	(31, 54)	(53, 53)	(47)
	(43, 35, 28)	(28, 56)	(60, 27)	(20)
	(42, 26, 57)	(57, 51)	(46, 58, 36)	
	(23, 46, 23, 28)	(38)	(56, 29, 31, 43)	
	(42, 33)	(38, 33, 45)	(38, 52, 57, 35)	

OPP:	(45)	(29, 36)	(51)	(50, 61)	(40, 54, 46, 51, 48)	(27, 53, 34)	(48, 49, 51)	(44, 54, 54, 58)	(27)	(35, 49)	(37, 35, 24)	(21, 24)	(24, 46)	(32, 35)	() (23, 47, 41, 35, 25)	(40, 33)	(51)
------	------	----------	------	----------	----------------------	--------------	--------------	------------------	------	----------	--------------	----------	----------	----------	--------------------------	----------	------

RUSHING	NO.	YDS.	AVG.	LG	TD
Moss	183	794	4.3	56t	5
Taylor	169	741	4.4	49t	7
Sermon	35	160	4.6	27	0
Sermon	35	160	4.6	27	0
Richardson	25	136	5.4	23	4
Minshew II	34	100	2.9	23	3
Goodson	13	87	6.7	31	0
Jackson	13	14	1.1	7	0
McKenzie	3	14	4.7	7	0
Funk	2	10	5.0	7	0
Granson	1	2	2.0	2	0
Hull	1	1	1.0	1	0
COLTS	479	2059	4.3	56t	19
OPPONENTS	518	2105	4.1	69t	22

RECEIVING	NO.	YDS.	AVG.	LG	TD
Pittman Jr.	109	1152	10.6	75t	4
Downs	68	771	11.3	58t	2
Pierce	32	514	16.1	58t	2
Granson	30	368	12.3	46	1
Moss	27	192	7.1	26	2
Taylor	19	153	8.1	40	1
Mallory	18	207	11.5	43	0
Alie-Cox	13	161	12.4	35t	3
McKenzie	11	82	7.5	30	0
Ogletree	9	147	16.3	33t	2

Goodson	6	34	5.7	15	0
Jackson	5	14	2.8	8	0
Montgomery	3	56	18.7	34	1
Sermon	3	13	4.3	7	0
Sermon	3	13	4.3	7	0
Funk	1	12	12.0	12	0
Hull	1	6	6.0	6	0
COLTS	355	3882	10.9	75t	18
OPPONENTS	370	4157	11.2	75t	21

INTERCEPTIONS	NO.	YDS.	AVG.	LG	TD
Blackmon	4	39	9.8	25	0
Moore II	3	115	38.3	66t	2
Harrison	2	45	22.5	36t	1
Thomas II	2	5	2.5	5	0
Brown	1	34	34.0	34	0
Cross	1	18	18.0	18	0
Brents	1	0	0.0	0	0
Olubi	1	0	0.0	0	0
COLTS	15	256	17.1	66t	3
OPPONENTS	10	101	10.1	27	0

PUNTING	NO.	YDS.	AVG.	TB	IN20	LG	BLK.
Sanchez	68	3281	48.3	0	21	69	1
COLTS	69	3281	47.6	0	21	69	1
OPPONENTS	73	3335	45.6	6	29	79	1

PUNT RETURNS	NO.	FC	YDS.	AVG.	LG	TD
McKenzie	23	16	204	8.9	32	0
Downs	6	6	63	10.5	14	0
COLTS	29	22	267	9.2	32	0
OPPONENTS	38	13	360	9.5	48	0

KICKOFF RETURNS	NO.	YDS.	AVG.	LG	TD
McKenzie	6	152	25.3	42	0
Downs	2	24	12.0	17	0
Flowers	1	19	19.0	19	0
Pittman Jr.	0	5	---	5	0
COLTS	9	200	22.2	42	0
OPPONENTS	15	391	26.1	53	0

USUAL STARTERS PRO BOWLERS IN BOLDFACE

OFFENSE	DEFENSE
WR Michael Pittman Jr.	DE Kwity Paye
LT Bernhard Raimann	DT DeForest Buckner
LG Quenton Nelson	NT Grover Stewart
C Ryan Kelly	DE Samson Ebukam
RG Will Fries	CB Jaylon Jones
RT Braden Smith	MLB Zaire Franklin
TE Mo Alie-Cox	WILL E.J. Speed
WR Josh Downs	CB Kenny Moore II
WR Alec Pierce	FS Rodney Thomas II
QB Gardner Minshew II	SS Julian Blackmon
RB Jonathan Taylor	CB JuJu Brents

PASSING	ATT.	COMP.	YDS.	PCT.	AVG. ATT.	TD	TD%	INT.	INT%	LG	SACKED	RATING
Minshew II	490	305	3305	67.2	6.74	15	3.1	9	1.9	75t	34/187	84.6
Richardson	84	50	577	59.5	6.87	3	3.6	1	1.2	39t	7/29	87.3
COLTS	574	355	3882	61.8	6.76	18	3.1	10	1.7	75t	41/216	85.0
OPPONENTS	568	370	4157	65.1	7.32	21	3.7	15	2.6	75t	51/315	88.2



RECORDS

COLTS PRESEASON RESULTS

(All Games on Saturday Night unless otherwise indicated; * denotes OT)

1947 RECORD: 0-2
8/22 20-29 L 7,018
8/29 0-28 L 33,106

1948 RECORD: 1-2
8/8 21-27 L 15,000
8/22 14-42 L 35,139
8/27 21-17 W 13,417

1949 RECORD: 3-1
8/10 28-12 W 2,953
8/16 14-28 L 35,000
8/19 5-0 W 9,000

EXHIBITION GAME
10/9 31-10 W 4,000

1950 RECORD: 0-7
8/13 27-30 L 15,000
8/19 7-34 L 21,000
8/24 17-21 L 17,000
8/30 14-27 L 6,000
9/2 21-70 L 16,380
9/4 17-42 L 22,500
9/10 14-16 L 17,191

1953 RECORD: 3-3
8/15 7-10 L 14,000
8/22 10-7 W 7,000
8/26 13-6 W 15,000
9/7 21-23 L 20,000
9/12 6-10 L 12,000
9/20 9-3 W 22,800

1954 RECORD: 4-1
8/14 10-0 W 10,031
8/22 27-21 W 11,750
9/10 16-21 L 10,000
9/15 20-2 W 18,581
9/18 49-14 W 19,380

1955 RECORD: 3-2-1
8/13 6-21 L 8,006
— 61-0 W —
8/30 28-28 T 23,280
9/6 14-17 L 20,000
9/10 24-14 W 11,872
9/18 44-17 W 20,754

1956 RECORD: 3-2
8/11 24-13 W 17,575
8/20 10-28 L 21,000
8/25 37-16 W 12,500
9/9 14-19 L 21,876
9/16 21-13 W 28,471

1957 RECORD: 2-2-1
8/17 17-10 W 17,026
8/24 24-24 T 12,000
9/8 14-24 L 34,352
9/15 27-9 W 17,216
9/21 21-27 L 21,182

OPPONENT
Buffalo Bills (Hershey, Pa.)
Cleveland Browns (Akron, Ohio-Rubber Bowl)

OPPONENT
Los Angeles Dons (Portland, Ore.-Multnomah/Civic Stadium)
San Francisco 49ers (Kezar Stadium) Sun
Cleveland Browns (Toledo, Ohio-Glass Bowl)

OPPONENT
Buffalo Bills (Wilmington, Del.-Blue Rock Stadium)
Brooklyn-NY Yankees (Babe Ruth Stadium)
Brooklyn-NY Yankees (Allentown, Pa.-Taylor Stadium)

Charlotte Clippers (Charlotte, NC-Charlotte Memorial Stadium)

OPPONENT
Pittsburgh Steelers (Memorial Stadium) Sun
Cleveland Browns (Cincinnati, Ohio-Nippert Stadium)
Chicago Bears (Memorial Stadium) Thu
San Francisco 49ers (Memorial Stadium) Wed
Los Angeles Rams (San Antonio, Texas-Alamo Stadium)
NY Yanks (Shreveport, La.-Fairgrounds Stadium) Mon
Green Bay Packers (Fairgrounds Stadium) Sun

OPPONENT
Philadelphia Eagles (Norfolk, Va.-Foreman Field) Fri
Chicago Cardinals (Lubbock, Texas-Jones Stadium) Fri
Pittsburgh Steelers (Rochester, NY-St. Thomas Aquinas HS) Wed
Cleveland Browns (Akron, Ohio-Rubber Bowl) Mon
NY Giants (St. Louis, Mo.-Busch Stadium) Sun
Washington (Memorial Stadium) Sun

OPPONENT
Philadelphia Eagles (Hershey, Pa.)
Pittsburgh Steelers (Forbes Field) Sun
Pittsburgh Steelers (Tulsa, Okla.-Skelly Stadium) Fri
Chicago Cardinals (Comiskey Park) Wed
Washington (Memorial Stadium)

OPPONENT
Philadelphia Eagles (Hershey, Pa.)
Fort Belvoir (Westminster, Md.-Westminster HS)
Washington (Memorial Stadium) Tue
NY Giants (Minneapolis, Minn.-Parade Stadium) Tue
Chicago Cardinals (Comiskey Park)
Pittsburgh Steelers (Buffalo, NY-Civic Stadium) Sun

OPPONENT
Philadelphia Eagles (Hershey, Pa.)
NY Giants (Boston, Mass.-Braves Field) Mon
Pittsburgh Steelers (Cincinnati, Ohio-Nippert Stadium)
Philadelphia Eagles (Louisville, Ky.-Fairgrounds Stadium) Sun
Washington (Memorial Stadium) Sun

OPPONENT
Philadelphia Eagles (Hershey, Pa.)
Chicago Bears (Cincinnati, Ohio-Nippert Stadium)
Washington (Memorial Stadium) Sun
Chicago Cardinals (Louisville, Ky.-Fairgrounds Stadium) Sun
Chicago Cardinals (St. Louis, Mo.-Busch Stadium)

1958 RECORD: 2-3-1
8/16 28-30 L 17,000
8/23 31-31 T 14,000

8/29 7-27 L 18,131
9/6 10-13 L 10,000
9/14 27-21 W 11,111
9/21 42-21 W 18,747

1959 RECORD: 4-2
8/14 29-0 W 70,000

8/21 28-3 W 55,000
8/28 23-10 W 22,409
9/4 30-21 W 39,555
9/13 13-35 L 15,928
9/20 17-31 L 16,671

1960 RECORD: 3-3
8/12 32-7 W 70,000

8/19 14-10 W 40,000
8/26 21-31 L 14,000
9/2 28-34 L 33,265
9/12 30-7 W 6,218
9/17 21-35 L 20,125

1961 RECORD: 3-2
8/12 20-24 L 15,000

8/18 13-3 W 10,203
8/26 41-7 W 20,302
9/1 24-35 L 19,000
9/10 49-20 W 50,787

1962 RECORD: 3-2
8/11 56-28 W 18,530
8/16 34-14 W 25,632
8/25 24-10 W 14,000

9/2 13-24 L 29,544
9/9 9-20 L 8,962

1963 RECORD: 4-1
8/10 26-21 W 18,597
8/17 21-7 W 83,218

8/24 17-14 W 18,000
8/31 27-21 W 22,000
9/7 7-14 L 51,218

1964 RECORD: 3-1-1
8/8 28-17 W 18,500
8/14 28-28 T 46,852
8/21 21-30 L 32,069
8/27 41-14 W 45,016
9/6 48-17 W 10,000

1965 RECORD: 5-0
8/14 22-10 W 75,229

8/20 23-3 W 48,035
8/28 38-10 W 47,186
9/4 33-23 W 22,117
9/11 33-14 W 11,540

OPPONENT
Philadelphia Eagles (Hershey, Pa.)
Chicago Cardinals (Austin, Tx.-Memorial Stadium)
Washington (Memorial Stadium) Fri
Pittsburgh Steelers (Buffalo, NY-Civic Stadium)
NY Giants (Memorial Stadium) Sun
NY Giants (Louisville, Ky.-Fairgrounds Stadium) Sun

OPPONENT
College All-Stars (Chicago, Ill.-Soldier Field) Fri
NY Giants (Dallas, Texas-Cotton Bowl) Fri
Washington (Memorial Stadium) Fri
Pittsburgh Steelers (Miami, Fla.-Orange Bowl) Fri
Philadelphia Eagles (Franklin Field) Sun
Chicago Cardinals (Louisville, Ky.-Fairgrounds Stadium) Sun

OPPONENT
College All-Stars (Chicago, Ill.-Soldier Field) Fri
Dallas Cowboys (Cotton Bowl) Fri
St. Louis Cardinals (Charleston, SC-Johnson Hagood Stadium) Fri
Pittsburgh Steelers (Miami, Fla.-Orange Bowl) Fri
Washington (Memorial Stadium) Tue
Philadelphia Eagles (Hershey, Pa.)

OPPONENT
Pittsburgh Steelers (Roanoke, Va.-Victory Stadium)
Minnesota Vikings (Memorial Stadium) Fri
Washington (Norfolk, Va.-Foreman Field)
Dallas Cowboys (Norman, Okla.-Owen Field) Fri
NY Giants (New Haven, Ct.-Yale Bowl) Sun

OPPONENT
Philadelphia Eagles (Hershey, Pa.)
Washington (D.C. Stadium) Thu
Dallas Cowboys (Roanoke, Va.-Victory Stadium)
Minnesota Vikings (Metropolitan Stadium) Sun
Pittsburgh Steelers (Forbes Field) Sun

OPPONENT
Philadelphia Eagles (Hershey, Pa.)
Cleveland Browns (Cleveland Municipal Stadium)
Pittsburgh Steelers (Atlanta, Ga.-Ponce de Leon Stadium)
Washington (Norfolk, Va.-Foreman Field)
Chicago Bears (New Orleans, La.-Tulane Stadium)

OPPONENT
Philadelphia Eagles (Hershey, Pa.)
Detroit Lions (Tiger Stadium) Fri
St. Louis Cardinals (Busch Stadium) Fri
Washington (D.C. Stadium) Thu
Pittsburgh Steelers (Canton, Ohio-Fawcett Stadium-HOF) Sun

OPPONENT
St. Louis Cardinals (New Orleans, La.-Tulane Stadium)
Detroit Lions (Tiger Stadium) Fri
Pittsburgh Steelers (Atlanta, Ga.-Ponce de Leon Stadium)
Washington (Norfolk, Va.-Foreman Field)
Philadelphia Eagles (Hershey, Pa.)



RECORDS

1966 RECORD: 5-0

8/3	35-0	W	45,805
8/13	31-17	W	41,352
8/19	33-7	W	28,304
8/26	24-17	W	83,418
9/1	20-0	W	39,766

1967 RECORD: 4-1

8/13	33-3	W	29,313
8/21	5-9	L	34,054
8/26	14-5	W	38,367
8/31	23-17	W	47,008
9/9	33-7	W	58,492

1968 RECORD: 5-1

8/3	14-12	W	51,154
8/10	10-0	W	31,917
8/16	15-13	W	45,810
8/23	7-14	L	34,082
8/31	22-13	W	63,202
9/7	16-10	W	69,520

1969 RECORD: 6-0

8/2	26-6	W	52,171
8/9	34-30	W	51,246
8/15	33-29	W	47,015
8/22	20-7	W	45,750
8/30	23-10	W	52,680
9/14	23-7	W	58,975

1970 RECORD: 4-2

8/8	33-21	W	53,519
8/14	17-3	W	38,341
8/22	24-7	W	42,499
8/29	13-20	L	73,533
9/5	20-14	W	34,500
9/12	14-17	L	46,045

1971 RECORD: 3-4

7/30	24-17	W	52,289
8/7	3-10	L	16,771
8/14	21-13	W	17,593
8/22	20-23	L	91,745
8/28	20-14	W	46,045
9/3	14-27	L	22,291
9/11	3-24	L	50,212

1972 RECORD: 3-3

8/4	3-33	L	42,864
8/14	0-16	L	53,627
8/21	23-17	W	76,882
8/26	16-13	W	37,221
9/1	17-24	L	40,238
9/10	20-13	W	49,605

1973 RECORD: 2-4

8/4	7-34	L	50,350
8/11	20-34	L	57,122
8/18	32-28	W	33,174
8/25	3-20	L	54,947
9/1	9-20	L	41,571
9/9	17-10	W	41,860

OPPONENT

Washington (D.C. Stadium) Wed
Philadelphia Eagles (New Orleans, La.-Tulane Stadium)
St. Louis Cardinals (Busch Memorial Stadium) Fri
Cleveland Browns (Cleveland Municipal Stadium) Fri
Detroit Lions (Tiger Stadium) Fri

OPPONENT

Boston Patriots (Harvard Stadium) Sun
St. Louis Cardinals (Busch Memorial Stadium) Mon
Detroit Lions (Tiger Stadium)
Washington (D.C. Stadium) Fri
Dallas Cowboys (Cotton Bowl)

OPPONENT

Oakland Raiders (Oakland-Alameda County Coliseum)
Chicago Bears (Birmingham, Ala.-Legion Field) Fri
Washington (D.C. Stadium) Fri
Detroit Lions (Tiger Stadium) Fri
Miami Dolphins (Orange Bowl)
Dallas Cowboys (Cotton Bowl)

OPPONENT

San Diego Chargers (Jack Murphy Stadium)
Oakland Raiders (Oakland-Alameda County Coliseum)
Houston Oilers (Astrodome) Fri
Buffalo Bills (War Memorial) Fri
Miami Dolphins (Orange Bowl)
Dallas Cowboys (Cotton Bowl) Sun

OPPONENT

Oakland Raiders (Oakland-Alameda County Coliseum)
Kansas City Chiefs (Municipal Stadium) Fri
Denver Broncos (Mile High Stadium)
Miami Dolphins (Orange Bowl)
Detroit Lions (Raleigh, NC-Carter Stadium)
Washington (RFK Stadium)

OPPONENT

College All-Stars (Chicago, Ill.-Soldier Field) Fri
Kansas City Chiefs (Memorial Stadium)
Chicago Bears (Memorial Stadium)
Detroit Lions (Ann Arbor, Mich.-Michigan Stadium) Sun
Washington (RFK Stadium)
Dallas Cowboys (Memorial Stadium) Fri
Oakland Raiders (Jacksonville, Fla.-Gator Bowl)

OPPONENT

Washington (Tampa, Fla.-Tampa Stadium) Fri
Oakland Raiders (Oakland-Alameda County Coliseum) Sun
Kansas City Chiefs (Arrowhead Stadium) Sun
Pittsburgh Steelers (Tampa, Fla.-Tampa Stadium) Fri
Detroit Lions (Tampa, Fla.-Tampa Stadium) Fri
Denver Broncos (Mile High Stadium) Sun

OPPONENT

Pittsburgh Steelers (Three Rivers Stadium)
Atlanta Falcons (Fulton County Stadium)
Detroit Lions (Memphis, Tenn.-Liberty Bowl)
Washington (RFK Stadium)
Houston Oilers (Astrodome)
Denver Broncos (Mile High Stadium) Sun

1974 RECORD: 1-4

8/9	3-6	L	6,792
8/17	37-3	W	25,116
8/26	16-20	L	29,987
8/31	7-23	L	39,668
9/6	6-7	L	29,704

1975 RECORD: 2-4

8/9	23-20	W	35,269
8/16	3-10	L	43,097
8/22	10-31	L	32,081
8/30	3-27	L	60,643
9/8	26-21	W	30,505
9/12	10-24	L	30,110

1976 RECORD: 2-4

7/31	21-0	W	20,304
8/6	20-3	W	35,575
8/14	14-25	L	54,338
8/20	20-26	L	*38,879
8/28	7-21	L	24,986
9/2	9-24	L	54,217

1977 RECORD: 3-3

8/5	8-14	L	40,059
8/14	14-7	W	37,189
8/19	29-7	W	45,529
8/27	21-23	L	54,835
9/2	21-10	W	40,695
9/10	0-14	L	47,032

1978 RECORD: 1-3

8/5	10-22	L	41,819
8/12	12-23	L	64,139
8/18	16-17	L	42,731
8/26	13-7	W	49,718

1979 RECORD: 2-2

8/3	17-14	W	36,733
8/11	3-24	L	43,056
8/17	17-31	L	44,251
8/24	17-7	W	36,434

1980 RECORD: 2-2

8/9	3-13	L	31,636
8/16	17-3	W	53,314
8/22	37-20	W	27,163
8/29	35-51	L	51,103

1981 RECORD: 0-4

8/8	23-24	L	46,792
8/15	17-20	L	40,716
8/22	7-13	L	44,937
8/28	17-31	L	55,794

1982 RECORD: 3-2

8/7	14-30	L	23,379
8/14	19-14	W	31,985
8/21	34-3	W	56,748
8/28	15-37	L	52,471
9/4	26-17	W	59,972

1983 RECORD: 2-2

8/4	15-0	W	42,359
8/13	10-7	W	56,061
8/20	14-27	L	32,205
8/26	7-10	L	37,420

OPPONENT

Detroit Lions (Memorial Stadium) Fri
Cleveland Browns (Tampa, Fla.-Tampa Stadium)
Chicago Bears (Memorial Stadium) Mon
Atlanta Falcons (Fulton County Stadium)
Washington (RFK Stadium) Fri

OPPONENT

Denver Broncos (Mile High Stadium)
Atlanta Falcons (Lincoln, Neb.-Memorial Stadium)
Pittsburgh Steelers (Memorial Stadium) Fri
New Orleans Saints (Louisiana Superdome)
Houston Oilers (Astrodome) Mon
Washington (Memorial Stadium) Fri

OPPONENT

Cleveland Browns (Lincoln, Neb.-Memorial Stadium)
Washington (Memorial Stadium) Fri
Chicago Bears (Soldier Field)
New Orleans Saints (Memorial Stadium) Fri
Atlanta Falcons (Fulton County Stadium)
Detroit Lions (Pontiac Silverdome) Thu

OPPONENT

Denver Broncos (Mile High Stadium)
Houston Oilers (Astrodome) Sun
Minnesota Vikings (Memorial Stadium) Fri
Dallas Cowboys (Texas Stadium)
Detroit Lions (Memorial Stadium) Fri
Tampa Bay Buccaneers (Tampa Stadium)

OPPONENT

Pittsburgh Steelers (Memorial Stadium)
Tampa Bay Buccaneers (Tampa Stadium)
Washington (Memorial Stadium) Fri
Detroit Lions (Pontiac Silverdome)

OPPONENT

Philadelphia Eagles (Memorial Stadium) Fri.
Cleveland Browns (Cleveland Municipal Stadium)
Philadelphia Eagles (Veterans Stadium) Fri
Detroit Lions (Memorial Stadium) Fri

OPPONENT

Washington (Memorial Stadium)
Green Bay Packers (Milwaukee County Stadium)
NY Giants (Memorial Stadium) Fri
Atlanta Falcons (Fulton County Stadium) Fri

OPPONENT

New Orleans Saints (Louisiana Superdome)
NY Giants (Giants Stadium)
Washington (Memorial Stadium)
Seattle Seahawks (Kingdome) Fri

OPPONENT

Minnesota Vikings (Canton, Ohio-Fawcett Stadium-HOF)
NY Giants (Memorial Stadium)
Atlanta Falcons (Tempe, Ariz.-Sun Devil Stadium)
Pittsburgh Steelers (Three Rivers Stadium)
Chicago Bears (Soldier Field)

OPPONENT

Houston Oilers (Astrodome) Thu
Minnesota Vikings (HHH Metrodome)
NY Giants (Giants Stadium)
Atlanta Falcons (Fulton County Stadium) Fri



RECORDS

1984 RECORD: 1-3

8/4	3-24	L	37,559
8/11	26-20	W	60,236
8/18	0-31	L	68,951
8/25	17-34	L	54,479

1985 RECORD: 2-2

8/10	19-7	W	60,014
8/17	24-13	W	46,252
8/24	3-20	L	71,406
8/30	21-31	L	60,006

1986 RECORD: 1-3

8/8	14-21	L	55,443
8/16	21-38	L	66,030
8/23	20-13	W	57,921
8/30	20-23	L*	57,969

1987 RECORD: 3-1

8/15	22-19	W	45,753
8/22	13-37	L	49,304
8/29	17-6	W	51,975
9/5	23-16	W	50,111

1988 RECORD: 3-1

8/6	20-7	W	44,258
8/13	25-21	W	53,720
8/20	18-6	W	54,117
8/25	20-21	L	73,957

1989 RECORD: 4-0

8/12	31-7	W	57,771
8/19	24-23	W	30,218
8/26	30-0	W	54,750
9/2	38-34	W	55,128

1990 RECORD: 0-4

8/11	7-16	L	51,044
8/17	10-13	L	52,475
8/27	16-17	L	47,999
8/31	14-17	L	54,796

1991 RECORD: 1-3

8/2	3-10	L	75,375
8/10	7-17	L	47,943
8/17	34-28	W	45,963
8/23	21-23	L	52,687

1992 RECORD: 2-2

8/8	34-14	W	42,786
8/15	10-27	L	43,727
8/22	0-20	L	55,362
8/28	21-10	W	65,557

1993 RECORD: 2-2

8/7	16-13	W*	45,055
8/14	7-24	L	42,792
8/20	18-7	W	43,642
8/27	10-41	L	56,811

1994 RECORD: 4-0

8/5	13-9	W	40,469
8/13	26-21	W	49,089
8/20	17-14	W	45,650
8/25	24-7	W	39,052

1995 RECORD: 3-1

8/4	21-34	L	39,946
8/12	20-17	W	38,006
8/19	20-17	W*	55,624
8/24	29-7	W	45,626

1996 RECORD: 3-2

7/27	10-7	W	23,376
8/3	25-28	L	45,024
8/10	12-16	L	12,851
8/17	15-13	W	39,930
8/24	30-6	W	49,081

1997 RECORD: 2-2

8/1	20-16	W	47,913
8/9	17-23	L	56,447
8/16	3-45	L	52,844
8/21	16-3	W	47,417

OPPONENT

Miami Dolphins (Orange Bowl)
NY Giants (Hoosier Dome)
Denver Broncos (Mile High Stadium)
Green Bay Packers (Lambeau Field)

OPPONENT

Seattle Seahawks (Hoosier Dome)
Chicago Bears (Soldier Field)
Denver Broncos (Mile High Stadium)
Cincinnati Bengals (Hoosier Dome) Fri

OPPONENT

Seattle Seahawks (Kingdome) Fri
Chicago Bears (Soldier Field)
Detroit Lions (Hoosier Dome)
Minnesota Vikings (Hoosier Dome)

OPPONENT

Detroit Lions (Pontiac Silverdome)
Minnesota Vikings (HHH Metrodome)
Houston Oilers (Hoosier Dome)
Tampa Bay Buccaneers (Hoosier Dome)

OPPONENT

Tampa Bay Buccaneers (Tampa Stadium)
Green Bay Packers (Hoosier Dome)
New Orleans Saints (Hoosier Dome)
Denver Broncos (Mile High Stadium) Thu

OPPONENT

New Orleans Saints (Louisiana Superdome)
Green Bay Packers (Lambeau Field)
Tampa Bay Buccaneers (Hoosier Dome)
Denver Broncos (Hoosier Dome)

OPPONENT

Denver Broncos (Hoosier Dome)
Seattle Seahawks (Kingdome) Fri
Philadelphia Eagles (Hoosier Dome) Mon
New Orleans Saints (Louisiana Superdome) Fri

OPPONENT

Denver Broncos (Mile High Stadium) Fri
Seattle Seahawks (Hoosier Dome)
New Orleans Saints (Hoosier Dome)
Philadelphia Eagles (Veterans Stadium) Fri

OPPONENT

New England Patriots (Hoosier Dome)
Seattle Seahawks (Hoosier Dome)
Cincinnati Bengals (Riverfront Stadium)
Kansas City Chiefs (Arrowhead Stadium) Fri

OPPONENT

Seattle Seahawks (Kingdome)
Cincinnati Bengals (Hoosier Dome)
Los Angeles Raiders (Hoosier Dome) Fri
Green Bay Packers (Lambeau Field) Fri

OPPONENT

Seattle Seahawks (RCA Dome) Fri
Cincinnati Bengals (Riverfront Stadium)
Pittsburgh Steelers (Three Rivers Stadium)
Cleveland Browns (RCA Dome) Thu

OPPONENT

Cincinnati Bengals (RCA Dome) Fri
Seattle Seahawks (Kingdome)
Green Bay Packers (Lambeau Field)
Chicago Bears (RCA Dome) Thu

OPPONENT

New Orleans Saints (Canton, Ohio-Fawcett Stadium-HOF)
Cincinnati Bengals (Riverfront Stadium)
Houston Oilers (Astrodome)
Seattle Seahawks (RCA Dome)
Green Bay Packers (RCA Dome)

OPPONENT

Cincinnati Bengals (RCA Dome) Fri
San Diego Chargers (Qualcomm Stadium)
Seattle Seahawks (Kingdome)
Detroit Lions (RCA Dome) Thu

1998 RECORD: 2-2

8/8	21-24	L	52,645
8/17	30-27	W	36,598
8/22	3-33	L	47,820
8/27	20-17	W	42,852

1999 RECORD: 3-1

8/7	6-9	L	37,721
8/14	20-17	W	41,998
8/21	37-7	W	41,788
9/2	31-28	W	41,074

2000 RECORD: 3-2

7/29	13-20	L	47,985
8/5	16-28	L	68,578
8/12	17-0	W	20,105
8/19	24-23	W	87,145
8/24	32-30	W	51,337

2001 RECORD: 2-2

8/11	28-21	W	45,089
8/18	26-27	L	48,165
8/24	21-28	L	63,804
8/30	23-17	W	42,032

2002 RECORD: 2-2

8/10	28-10	W	52,902
8/17	10-22	L	40,860
8/24	19-7	W	41,406
8/30	21-25	L	67,247

2003 RECORD: 3-1

8/9	18-20	L	52,634
8/15	21-7	W	37,469
8/25	28-23	W	72,510
8/29	21-20	W	38,534

2004 RECORD: 2-2

8/14	21-17	W	33,281
8/21	7-31	L	44,834
8/28	30-17	W	56,356
9/3	13-16	L	53,567

2005 RECORD: 0-5

8/6	21-27	L	45,203
8/13	10-17	L	56,045
8/20	17-24	L	52,704
8/27	24-37	L	74,152
9/2	0-38	L	59,781

2006 RECORD: 1-3

8/10	17-19	L	60,620
8/20	17-30	L	56,596
8/26	27-14	W	58,228
9/1	3-20	L	56,512

2007 RECORD: 1-3

8/9	10-23	L	60,175
8/20	24-27	L	56,769
8/25	37-10	W	57,101
9/1	6-14	L	65,243

2008 RECORD: 1-4

8/3	16-30	L	22,216
8/9	20-23	L*	70,492
8/16	16-9	W	59,693
8/24	7-20	L	65,333
8/28	7-27	L	64,931

2009 RECORD: 1-3

8/14	3-13	L	65,484
8/20	23-15	W	64,516
8/29	17-18	L	37,011
9/3	7-38	L	56,527

OPPONENT

Seattle Seahawks (Kingdome)
Cincinnati Bengals (Cinergy Field) Mon
San Diego Chargers (RCA Dome)
Detroit Lions (RCA Dome) Thu

OPPONENT

Chicago Bears (Soldier Field)
Cincinnati Bengals (RCA Dome)
New Orleans Saints (Louisiana Superdome)
Seattle Seahawks (RCA Dome) Thu

OPPONENT

Atlanta Falcons (RCA Dome)
Seattle Seahawks (Husky Stadium)
New Orleans Saints (West Lafayette, Ind.-Ross-Ade Stadium)
Pittsburgh Steelers (Mexico City, Mex.-Azteca Stadium)
Minnesota Vikings (RCA Dome) Thu

OPPONENT

Seattle Seahawks (RCA Dome)
Detroit Lions (RCA Dome)
Minnesota Vikings (HHH Metrodome) Fri
Cincinnati Bengals (Paul Brown Stadium) Thu

OPPONENT

Seattle Seahawks (Seahawks Stadium)
Cincinnati Bengals (RCA Dome)
Buffalo Bills (RCA Dome)
New Orleans Saints (Louisiana Superdome) Fri

OPPONENT

Chicago Bears (Champaign, Illinois-Memorial Stadium)
Seattle Seahawks (RCA Dome) Fri
Denver Broncos (Invesco Field at Mile High Stadium) Mon
Cincinnati Bengals (RCA Dome) Fri

OPPONENT

San Diego Chargers (Qualcomm Stadium)
NY Jets (RCA Dome)
Buffalo Bills (RCA Dome)
Cincinnati Bengals (Paul Brown Stadium) Fri

OPPONENT

Atlanta Falcons (Tokyo, Japan, Tokyo Dome)
Buffalo Bills (RCA Dome)
Chicago Bears (RCA Dome)
Denver Broncos (Invesco Field at Mile High Stadium)
Cincinnati Bengals (Paul Brown Stadium) Fri

OPPONENT

St. Louis Rams (Edward Jones Dome) Thu
Seattle Seahawks (RCA Dome) Sun
New Orleans Saints (Jackson, Miss., Mississippi Veterans Memorial Stadium)
Cincinnati Bengals (RCA Dome) Fri

OPPONENT

Dallas Cowboys (Texas Stadium) Thu
Chicago Bears (RCA Dome) Mon
Detroit Lions (RCA Dome)
Cincinnati Bengals (Paul Brown Stadium) Fri

OPPONENT

Washington (Canton, Ohio, Fawcett Stadium) Sun
Carolina Panthers (Bank of America Stadium)
Atlanta Falcons (Georgia Dome)
Buffalo Bills (Lucas Oil Stadium) Sun
Cincinnati Bengals (Lucas Oil Stadium) Thu

OPPONENT

Minnesota Vikings (Lucas Oil Stadium) Fri
Philadelphia Eagles (Lucas Oil Stadium) Thu
Detroit Lions (Ford Field)
Cincinnati Bengals (Paul Brown Stadium) Thu



RECORDS

2010 RECORD: 0-4

8/15	17-37	L	65,664
8/19	21-34	L	39,583
8/26	24-59	L	68,987
9/2	28-30	L	65,622

2011 RECORD: 1-3

8/13	10-33	L	55,461
8/19	3-16	L	64,753
8/26	21-24	L	65,285
9/1	17-13	W	39,797

2012 RECORD: 2-2

8/12	38-3	W	64,133
8/19	24-26	L	54,559
8/25	17-30	L	60,047
8/30	20-16	W	65,035

2013 RECORD: 2-2

8/11	20-44	L	66,181
8/18	20-12	W	75,491
8/24	27-6	W	65,626
8/29	10-27	L	49,229

2014 RECORD: 0-4

8/7	10-13	L	78,160
8/16	26-27	L	65,350
8/23	17-23	L	65,565
8/28	7-35	L	42,020

2015 RECORD: 1-3

8/16	10-36	L	69,296
8/22	11-23	L	65,933
8/29	24-14	W	37,460
9/3	6-9	L	65,188

2016 RECORD: 2-2

8/7	Canceled		
8/13	19-18	W	65,159
8/20	18-19	L	65,327
8/27	23-33	L	65,487
9/1	13-10	W	55,184

2017 RECORD: 2-2

8/13	10-24	L	63,245
8/19	19-24	L	88,851
8/26	19-15	W	50,039
8/31	7-6	W	64,779

OPPONENT

San Francisco 49ers (Lucas Oil Stadium) Sun
 Buffalo Bills (Toronto, Canada, Rogers Centre) Thu
 Green Bay Packers (Lambeau Field) Thu
 Cincinnati Bengals (Lucas Oil Stadium) Thu

OPPONENT

St. Louis Rams (Edward Jones Dome)
 Washington (Lucas Oil Stadium) Fri
 Green Bay Packers (Lucas Oil Stadium) Fri
 Cincinnati Bengals (Paul Brown Stadium) Thu

OPPONENT

St. Louis Rams (Lucas Oil Stadium) Sun
 Pittsburgh Steelers (Heinz Field) Sun
 Washington (FedExField)
 Cincinnati Bengals (Lucas Oil Stadium) Thu

OPPONENT

Buffalo Bills (Lucas Oil Stadium) Sun
 New York Giants (MetLife Stadium) Sun
 Cleveland Browns (Lucas Oil Stadium)
 Cincinnati Bengals (Paul Brown Stadium) Thu

OPPONENT

New York Jets (MetLife Stadium) Thu
 New York Giants (Lucas Oil Stadium)
 New Orleans Saints (Lucas Oil Stadium)
 Cincinnati Bengals (Paul Brown Stadium) Thu

OPPONENT

Philadelphia Eagles (Lincoln Financial Field) Sun
 Chicago Bears (Lucas Oil Stadium)
 St. Louis Rams (Edward Jones Dome)
 Cincinnati Bengals (Lucas Oil Stadium) Thu

OPPONENT

Green Bay Packers (Canton, Ohio, Tom Benson Hall of Fame Stadium) Sun
 Buffalo Bills (Ralph Wilson Stadium)
 Baltimore Ravens (Lucas Oil Stadium)
 Philadelphia Eagles (Lucas Oil Stadium)
 Cincinnati Bengals (Paul Brown Stadium) Thu

OPPONENT

Detroit Lions (Lucas Oil Stadium) Sun
 Dallas Cowboys (AT&T Stadium)
 Pittsburgh Steelers (Heinz Field)
 Cincinnati Bengals (Lucas Oil Stadium) Thu

2018 RECORD: 3-1

8/9	19-17	W	68,418
8/20	19-20	L	60,576
8/25	23-17	W	64,921
8/30	27-26	W	39,520

2019 RECORD: 1-3

8/8	16-24	L	58,124
8/17	18-21	L	63,237
8/24	17-27	L	65,030
8/29	13-6	W	35,247

2020 NONE**2021 RECORD: 3-0**

8/15	21-18	W	62,961
8/21	12-10	W	66,022
8/27	27-17	W	37,102

2022 RECORD: 1-2

8/13	24-27	L	68,648
8/20	26-27	L	63,653
8/27	27-10	W	65,529

2023 RECORD: 2-1

8/12	19-23	L	70,326
8/19	24-17	W	65,924
8/24	27-13	W	68,879

OPPONENT

Seattle Seahawks (CenturyLink Field) Thu
 Baltimore Ravens (Lucas Oil Stadium) Mon
 San Francisco 49ers (Lucas Oil Stadium)
 Cincinnati Bengals (Paul Brown Stadium) Thu

OPPONENT

Buffalo Bills (New Era Field) Thu
 Cleveland Browns (Lucas Oil Stadium)
 Chicago Bears (Lucas Oil Stadium)
 Cincinnati Bengals (Paul Brown Stadium) Thu

OPPONENT

Carolina Panthers (Lucas Oil Stadium) Sun
 Minnesota Vikings (U.S. Bank Stadium)
 Detroit Lions (Ford Field) Fri

OPPONENT

Buffalo Bills (New Era Field)
 Detroit Lions (Lucas Oil Stadium)
 Tampa Bay Buccaneers (Lucas Oil Stadium)

OPPONENT

Buffalo Bills (Highmark Stadium)
 Chicago Bears (Lucas Oil Stadium)
 Philadelphia Eagles (Lincoln Financial Field) Thu

PRESEASON SERIES RECORDS

Won 163, Lost 154, Tied 4

	Won	Lost	Tied	First Meeting		Won	Lost	Tied	First Meeting
Arizona Cardinals	6	5	1	1953	Minnesota Vikings	5	6	0	1961
Atlanta Falcons	2	8	0	1973	New England Patriots	2	0	0	1967
Baltimore Ravens	0	2	0	2016	New Orleans Saints	7	6	0	1975
Buffalo Bills	4	7	0	1969	New York Giants	8	6	0	1953
Carolina Panthers	1	1	0	2008	New York Jets	0	2	0	2004
Chicago Bears	6	10	1	1957	Las Vegas/Oakland Raiders	4	2	0	1968
Cincinnati Bengals	12	16	0	1985	Philadelphia Eagles	11	11	0	1953
Cleveland Browns	6	3	0	1953	Pittsburgh Steelers	12	10	0	1953
College All-Stars	3	0	0	1959	Los Angeles/St. Louis Rams	2	2	0	2006
Dallas Cowboys	5	5	0	1960	Los Angeles/San Diego Chargers	2	2	0	1969
Denver Broncos	6	7	0	1970	San Francisco 49ers	1	1	0	2010
Detroit Lions	14	9	1	1964	Seattle Seahawks	10	9	0	1981
Green Bay Packers	5	4	0	1980	Tampa Bay Buccaneers	4	2	0	1977
Kansas City Chiefs	3	1	0	1970	Tennessee Titans	5	2	0	1969
Miami Dolphins	2	2	0	1968	Washington Commanders	15	13	1	1953



RECORDS

ALL-TIME SERIES RECORDS

(HOME GAMES IN BLUE; PLAYOFF GAMES IN **BOLD**; *OT;

RECORDS DENOTE THE RESPECTIVE WON-LOSS MARKS OF EACH TEAM ENTERING THE GAME)

COLTS vs. ARIZONA

Points-Allowed: 354-305

Regular Season: 9-8
Home: 226-178

Home: 6-5
Away: 128-127

Away: 3-3
Colts Longest Series Streaks: Won 4, Lost 4

DATE	RECORDS		RESULTS	DATE	RECORDS		RESULTS	DATE	RECORDS		RESULTS
	COLTS	OP			COLTS	OP			COLTS	OP	
11/19/61	4-5	4-5	16-0 W	10/26/80	4-3	2-5	10-17 L	1/1/06	13-2	5-10	17-13 W
10/12/64	3-1	3-0-1	47-27 W	11/22/81	1-10	4-7	24-35 L	9/27/09	2-0	1-1	31-10 W
11/17/68	8-1	5-3-1	27-0 W	9/16/84	1-1	1-1	33-34 L	11/24/13	7-3	6-4	11-40 L
9/17/72	0-0	0-0	3-10 L	12/2/90	5-6	3-8	17-20 L	9/17/17	0-1	0-1	13-16 L*
12/4/76	10-2	8-4	17-24 L	12/20/92	7-7	4-10	16-13 W	12/25/21	8-6	10-4	22-16 W
10/8/78	1-4	0-5	30-17 W	9/1/96	0-0	0-0	20-23 W				

STADIUMS: Memorial 3-3 Hoosier/RCA 3-1 Lucas Oil 0-1 Busch Memorial 1-1 Sun Devil 0-1
University of Phoenix Stadium/State Farm Stadium 2-1

CARDINALS: Chicago 1953-59 St. Louis 1960-87 Phoenix/Arizona 1988-present

COLTS vs. ATLANTA

Points-Allowed: 469-304

Regular Season: 15-3
Home: 221-135

Home: 7-1
Away: 248-169

Away: 8-2
Colts Longest Series Streaks: Won 10, Lost 1

DATE	RECORDS		RESULTS	DATE	RECORDS		RESULTS	DATE	RECORDS		RESULTS
	COLTS	OP			COLTS	OP			COLTS	OP	
11/13/66	6-2	0-8	19-7 W	11/30/69	6-4	3-7	13-6 W	12/14/03	10-3	3-10	38-7 W
9/17/67	0-0	0-0	38-31 W	11/17/74	1-8	2-7	17-7 W	11/22/07	8-2	3-7	31-13 W
11/12/67	6-0-2	1-6-1	49-7 W	12/7/86	0-13	6-6-1	28-23 W	11/6/11	0-9	4-3	7-31 L
9/23/68	1-0	0-1	28-20 W	9/24/89	0-2	1-1	13-9 W	11/22/15	4-5	6-3	24-21 W
12/1/68	10-1	2-9	44-0 W	12/6/98	2-10	10-2	21-28 L	9/22/19	1-1	1-1	27-24 W
10/5/69	0-2	1-1	21-14 W	12/16/01	4-8	6-6	41-27 W	12/24/23	8-6	6-8	10-29 L

Sweeps: Colts (3): 1967,68,69

STADIUMS: Memorial 3-0 Hoosier/RCA 3-0 Lucas Oil 1-1 Grant Field 1-0 Fulton County 5-0 Georgia Dome 2-1
Mercedes-Benz Stadium 0-1

COLTS vs. BALTIMORE

Points-Allowed: 389-340

Regular Season: 9-6
Home: 149-94

Home: 5-1
Away: 240-246

Away: 4-5
Colts Longest Series Streaks: Won 6, Lost 3
Playoffs: 2-1

DATE	RECORDS		RESULTS	DATE	RECORDS		RESULTS	DATE	RECORDS		RESULTS
	COLTS	OP			COLTS	OP			COLTS	OP	
10/13/96	4-1	2-3	26-21 W	1/13/07	13-4	13-3	15-6 W	1/6/13	11-5	10-6	9-24 L
11/29/98	2-9	4-7	31-38 L	12/9/07	10-2	4-8	44-20 W	10/5/14	2-2	3-1	20-13 W
12/2/01	4-6	7-4	27-39 L	10/12/08	2-2	2-2	31-3 W	12/23/17	3-12	8-6	16-23 L
10/13/02	3-1	2-2	22-20 W	11/22/09	9-0	5-4	17-15 W	11/8/20	5-2	5-2	10-24 L
12/19/04	10-3	8-5	20-10 W	1/16/10	14-2	10-7	20-3 W	10/11/21	1-3	3-1	25-31 L*
9/11/05	0-0	0-0	24-7 W	12/11/11	0-13	9-3	10-24 L	9/24/23	1-1	2-0	22-19 W*

STADIUMS: Hoosier/RCA 3-0 Lucas Oil 3-1 Raven's Stadium at Camden Yard/PSINet/M&T Bank 5-6

COLTS vs. BUFFALO

Points-Allowed: 1421-1477

Regular Season: 33-37-1
Home: 733-669

Home: 19-14-1
Away: 688-808

Away: 14-23
Colts Longest Series Streaks: Won 6, Lost 6
Playoffs: 0-1

DATE	RECORDS		RESULTS	DATE	RECORDS		RESULTS	DATE	RECORDS		RESULTS
	COLTS	OP			COLTS	OP			COLTS	OP	
11/15/70	7-1	3-5	17-17 T	11/28/82	0-3	2-1	0-20 L	12/24/94	7-8	7-8	10-9 W
12/13/70	9-2-1	3-8-1	20-14 W	9/18/83	1-1	1-1	23-28 L	9/17/95	1-1	1-1	14-20 L
10/10/71	2-1	0-3	43-0 W	10/16/83	4-2	4-2	7-30 L	11/5/95	5-3	5-3	10-16 L
12/5/71	8-3	1-10	24-0 W	9/30/84	1-3	0-4	31-17 W	10/6/96	4-0	3-1	13-16 L*
10/1/72	0-2	1-1	17-0 W	12/2/84	4-9	1-12	15-21 L	12/1/96	6-6	9-3	13-10 W*
12/3/72	4-7	3-8	35-7 W	10/6/85	1-3	0-4	49-17 W	9/21/97	0-3	1-2	35-37 L
10/14/73	1-3	3-1	13-31 L	10/20/85	2-4	0-6	9-21 L	10/20/97	0-6	3-3	16-9 L
11/25/73	2-8	5-5	17-24 L	10/19/86	0-6	1-5	13-24 L	10/11/98	1-4	1-3	24-31 L
10/13/74	0-4	3-1	14-27 L	12/14/86	1-13	4-10	24-14 W	11/22/98	2-8	6-4	11-34 L
12/1/74	2-9	8-3	0-6 L	10/4/87	0-2	1-1	47-6 W	9/12/99	0-0	0-0	31-14 W
10/12/75	1-2	3-0	31-38 L	12/13/87	7-5	6-6	3-27 L	10/20/00	13-2	10-5	6-31 L
11/9/75	3-4	5-2	42-35 W	10/9/88	1-4	4-1	23-34 L	10/1/00	2-1	2-1	18-16 W
10/17/76	4-1	2-3	31-13 W	12/18/88	8-7	12-3	17-14 W	12/11/00	7-6	7-6	44-20 W
12/12/76	10-3	2-11	58-20 W	10/8/89	2-2	3-1	37-14 W	9/23/01	1-0	0-1	42-26 W
10/2/77	2-0	0-2	17-14 W	11/12/89	4-5	6-3	17-30 L	11/4/01	3-3	1-5	30-14 W
11/13/77	7-1	2-6	31-13 W	9/9/90	0-0	0-0	10-26 L	11/23/03	8-2	4-6	17-14 W
9/24/78	1-2	0-3	17-24 L	12/9/90	5-7	10-2	17-31 L	11/12/06	8-0	3-5	17-16 W
12/17/78	5-10	4-11	14-21 L	10/13/91	0-6	5-1	16-42 L	1/3/10	14-1	5-10	7-30 L
9/30/79	0-4	2-2	13-31 L	11/15/91	1-13	12-2	17-35 L	11/25/12	6-4	4-6	20-13 W
10/21/79	1-6	3-4	14-13 W	9/20/92	1-1	2-0	10-38 L	9/13/15	0-0	0-0	14-27 L
10/12/80	3-2	5-0	17-12 W	11/29/92	4-7	9-2	16-13 W*	12/10/17	3-9	6-6	7-13 L*
11/30/80	6-6	9-3	28-24 W	11/21/93	3-6	7-2	19-23 L	10/21/18	1-5	2-4	37-5 W
9/13/81	1-0	11-10	13-35 L	1/2/94	4-11	11-4	10-30 L	1/9/21	11-5	13-3	24-27 L
10/4/81	1-3	12-12	17-23 L	10/16/94	2-4	4-2	27-17 W	11/21/21	5-5	6-3	41-15 W

Sweeps: Colts (8): 1971,72,76,77,80,94,00,01 Bills (11): 1973,74,78,81,83,90,91,93,95,97,98

Splits (11): 1975,79,84-89,92,96,99

STADIUMS: Memorial 5-7-1 Hoosier/RCA 12-7 Lucas Oil 2-0 War Memorial 3-0 Rich/Ralph Wilson/New Era Field/Bills Stadium/Highmark Stadium 11-24



RECORDS

COLTS vs. CAROLINA

Points-Allowed: 190-145

DATE	RECORDS	OP
COLTS	COLTS	OP
12/3/95	7-5	5-7
12/27/98	3-12	3-12
10/12/03	5-0	4-0

Regular Season: 3-5
Home: 96-83

RESULTS	DATE
10-13 L	10/28/07
19-27 L	11/27/11
20-23 L*	11/2/15

Home: 1-3
Away: 94-62

RECORDS	RESULTS
COLTS	OP
6-0	4-2
0-10	2-9
3-4	6-0
	31-7 W
	19-27 L
	26-29 L*

Away: 2-2
Colts Longest Series Streaks: Won 1, Lost 3

RECORDS	RESULTS
COLTS	OP
6-8	5-9
3-5	1-6
	38-6 L
	27-13 W

STADIUMS: Hoosier/RCA 0-2 Lucas Oil 1-1 Clemson Memorial 0-1 Bank of America Stadium 2-1

COLTS vs. CHICAGO

Points-Allowed: 946-900

DATE	RECORDS	OP
COLTS	COLTS	OP
9/27/53	0-0	0-0
10/11/53	1-1	1-1
10/10/54	1-1	1-1
11/21/54	1-7	4-4
9/25/55	0-0	0-0
10/16/55	3-0	0-3
9/30/56	0-0	0-0
10/21/56	1-2	2-1
10/5/57	1-0	0-1
11/17/57	4-3	3-4
10/4/58	1-0	1-0
11/16/58	6-1	5-2
10/3/59	1-0	0-1
10/18/59	2-1	1-2
10/2/60	1-0	1-0

Regular Season: 24-19
Home: 95-426

RESULTS	DATE
13-9 W	11/13/60
16-14 W	10/15/61
9-28 L	10/29/61
13-18 W	10/21/62
23-17 W	11/25/62
10-38 L	10/6/63
28-21 W	11/3/63
27-58 L	9/27/64
51-38 W	11/8/64
29-14 W	11/7/65
51-38 W	12/5/65
17-0 W	10/9/66
21-26 L	12/4/66
21-7 W	10/8/67
42-7 W	10/6/68

Home: 12-9
Away: 491-474

RECORDS	RESULTS
COLTS	OP
5-2	3-2-1
2-2	2-2
3-3	4-2
3-2	3-2
5-5	6-4
1-2	3-0
3-4	6-1
1-1	1-1
7-1	2-6
6-1	4-3
9-1-1	7-4
2-1	1-2
7-4	4-5-2
3-0	1-2
3-0	1-2
	24-20 W
	10-24 L
	20-21 L
	15-35 L
	0-57 L
	3-10 L
	7-17 W
	52-0 W
	40-24 W
	26-21 W
	0-13 L
	17-27 L
	21-16 W
	24-3 W
	28-7 W

Away: 12-10
Colts Longest Series Streaks: Won 7, Lost 6

RECORDS	RESULTS
COLTS	OP
5-4	1-8
7-2-1	4-6
0-0	0
1-2	1-2
3-0	1-2
0-1	1-0
1-9	8-2
6-2	1-7
6-3	4-5
15-4	15-3
0-0	0-0
0-0	0-0
1-0	0-1
1-3	1-3
2-1	3-0
	24-21 W
	21-20 W
	35-7 W
	22-19 W*
	10-17 L
	13-17 L
	8-2 L
	24-27 L
	41-10 W
	29-17 W
	13-29 L
	21-41 L
	29-23 W
	19-11 W

Sweeps: Colts (5): 1953,57,58,60,64 Bears (4): 1954,61,62,63 Splits (5): 1955,56,59,65,66

STADIUMS: Memorial 11-6 Hoosier/RCA 0-2 Lucas Oil 1-1 Wrigley Field 9-7 Soldier Field 3-3 Dolphin Stadium 1-0

COLTS vs. CINCINNATI

Points-Allowed: 827-726

DATE	RECORDS	OP
COLTS	COLTS	OP
12/26/70	11-2-1	8-6
11/19/72	2-7	5-4
11/3/74	1-6	4-3
9/19/76	1-0	1-0
11/4/79	3-6	2-7
12/7/80	7-6	4-9
10/11/81	1-4	3-2
12/5/82	0-4	3-1
10/2/83	2-2	1-3
9/13/87	0-0	0-0
10/22/89	3-3	4-2

Regular Season: 18-13
Home: 485-379

RESULTS	DATE
17-0 W	11/25/90
20-19 W	12/27/92
14-24 L	9/12/93
28-27 W	11/20/94
38-28 W	9/3/95
33-34 L	12/22/96
19-41 L	11/9/97
17-20 L	12/13/98
34-31 W	10/24/99
21-23 L	10/6/02
23-12 W	11/20/05

Home: 10-7
Away: 342-347

RECORDS	RESULTS
COLTS	OP
4-6	6-4
8-7	5-10
0-1	0-1
4-6	2-8
0-0	0-0
9-6	7-8
0-9	2-7
2-11	2-11
3-2	1-5
2-1	0-4
9-0	7-2
	34-20 W
	21-17 W
	9-6 W
	17-13 W
	21-24 L*
	24-31 L
	39-26 W
	31-10 W
	28-21 W
	45-37 W

Away: 8-6
Colts Longest Series Streaks: Won 7, Lost 3

RECORDS	RESULTS
COLTS	OP
10-3	8-5
8-4	1-10-1
5-3	2-6
0-5	3-2
8-4	8-4
4-2	3-1-1
11-5	10-5-1
2-5	2-4
0-0	0-0
3-2	1-3-1
7-5	6-6
	34-16 W
	35-3 W
	23-17 L
	17-27 L
	28-42 L
	27-0 W
	23-24 L
	23-34 L
	31-27 W
	14-34 L

STADIUMS: Memorial 3-3 Hoosier/RCA 4-3 Lucas Oil 5-1 Riverfront/Cinergy 7-2 Paul Brown Stadium 1-4

COLTS vs. CLEVELAND

Points-Allowed: 694-739

DATE	RECORDS	OP
COLTS	COLTS	OP
11/11/56	2-3	2-4
11/1/59	4-1	3-2
10/14/62	2-2	2-2
12/27/64	12-2	10-3-1
10/20/68	5-0	2-3
12/29/68	14-1	11-4
9/26/71	1-0	1-0
12/26/71	10-4	9-5
9/16/73	0-0	0-0
11/2/75	2-4	0-6
11/19/78	5-6	5-6
9/16/79	0-2	2-0

Regular Season: 15-16
Home: 337-381

RESULTS	DATE
21-7 W	9/16/79
31-38 L	11/9/80
36-14 W	10/25/81
0-27 L	11/27/83
20-30 L	11/2/86
13-14 W	12/6/87
34-10 W	1/9/88
20-3 W	9/19/88
14-24 L	12/10/89
21-7 W	*12/1/91
24-45 L	9/6/92
10-13 L	9/26/93

Home: 7-10
Away: 357-358

RECORDS	RESULTS
COLTS	OP
0-2	2-0
5-4	6-3
1-6	3-4
6-6	7-5
0-8	5-3
6-5	7-4
9-6	10-5
0-2	1-1
6-7	7-5-1
1-11	5-7
0-0	0-0
1-1	3-0
	10-13 L
	27-28 L
	28-42 L
	23-41 L
	9-24 L
	9-7 W
	21-38 L
	17-23 L
	4-31 L
	14-3 W
	23-10 W

Away: 8-6
Colts Longest Series Streaks: Won 5, Lost 6

RECORDS	RESULTS
COLTS	OP
1-2	2-1
12-2	2-13
8-5	7-6
0-0	0-0
3-0	1-1
7-4	4-7
0-1	0-1
2-3	1-5
8-4	7-5
0-2	0-2
3-1	3-1
3-3	3-2
	14-21 L
	29-28 W
	28-23 W
	9-6 W
	13-6 W
	10-6 W
	19-27 L
	17-13 W
	25-24 W
	31-28 W
	23-32 L
	38-39 L

STADIUMS: Memorial 1-5 Hoosier/RCA 4-3 Lucas Oil 3-1 Municipal/Cleveland 5-7 Cleveland Browns Stadium 5-1

BROWNS: Cleveland 1953-95, 1999-present

COLTS vs. DALLAS

Points-Allowed: 310-438

DATE	RECORDS	OP
COLTS	COLTS	OP
10/30/60	3-2	0-5
12/3/67	9-0-2	8-3
12/13/69	7-4-1	9-2-1
1/17/71	13-2-1	12-4
10/15/72	1-3	3-1
9/26/76	2-0	2-0

Regular Season: 6-11
Home: 144-160

RESULTS	DATE
45-7 W	9/4/78
23-17 W	12/6/81
10-27 L	10/28/84
16-13 W	10/10/93
0-21 L	9/15/96
27-30 L	10/31/99

Home: 4-4
Away: 166-278

RECORDS	RESULTS
COLTS	OP
0-0	0-0
1-12	10-3
3-5	5-3
2-2	2-2
2-0	1-1
4-2	4-2
	0-38 L
	13-37 L
	3-22 L
	3-27 L
	25-24 W
	34-24 W

Away: 2-7
Colts Longest Series Streaks: Won 3, Lost 6

RECORDS	RESULTS
COLTS	OP
5-4	3-6
9-0	5-4
6-5	3-8
10-4	10-4
7-6	8-5
4-7-1	8-3
	20-3 W
	14-21 L
	28-31 L*
	7-42 L
	23-0 W
	19-54 L

STADIUMS: Memorial 1-2 Hoosier/RCA 2-1 Lucas Oil 1-1 Cotton Bowl 1-1 Texas 1-4 AT&T 0-2 Orange Bowl 1-0



RECORDS

COLTS vs. DENVER

Points-Allowed: 637-620

Regular Season: 12-14
Home: 401-311

Home: 8-6
Away: 236-309

Away: 4-8
Colts Longest Series Streaks: Won 5, Lost 4

Playoffs: 3-0

RECORDS			RESULTS			RECORDS			RESULTS			RECORDS			RESULTS		
DATE	COLTS	OP	DATE	COLTS	OP	DATE	COLTS	OP	DATE	COLTS	OP	DATE	COLTS	OP	DATE	COLTS	OP
11/10/74	1-7	3-4-1	10/3/93	2-1	2-1	11/13/05	1-2	1-2	9/26/10	1-1	1-1	27-13 W	1-1	1-1	27-13 W	1-1	1-1
11/27/77	9-1	9-1	13-27 L	16/02	5-10	8-7	29-10 W	10/20/13	4-2	6-0	39-33 W	4-2	6-0	39-33 W	4-2	6-0	39-33 W
10/22/78	2-5	5-2	7-6 W	11/24/02	6-4	7-3	23-20 W*	9/7/14	0-0	0-0	24-31 L	0-0	0-0	24-31 L	0-0	0-0	24-31 L
9/20/81	1-1	1-1	10-28 L	12/1/03	11-3	9-5	17-31 L	11/15	12-5	12-4	24-13 W	11/15	12-5	12-4	24-13 W	11/15	12-5
10/1/83	1-0	1-0	10-17 L	14/04	12-4	10-6	41-10 W	11/8/15	0-1	1-0	27-24 W	11/8/15	0-1	1-0	27-24 W	11/8/15	0-1
12/11/83	6-8	8-6	19-21 L	1/2/05	12-3	9-6	14-33 L	9/18/16	3-5	7-0	20-34 L	9/18/16	3-5	7-0	20-34 L	9/18/16	3-5
10/13/85	2-3	3-2	10-15 L	1/9/05	12-4	10-6	49-24 W	12/15/17	3-10	4-9	13-25 L	12/15/17	3-10	4-9	13-25 L	12/15/17	3-10
10/31/88	3-5	4-4	55-23 W	10/29/06	6-0	5-1	34-31 W	10/27/19	4-2	2-5	15-13 W	10/27/19	4-2	2-5	15-13 W	10/27/19	4-2
10/15/89	3-2	4-1	3-14 L	9/30/07	3-0	2-1	38-20 W	10/6/22	1-2-1	2-2	12-9 W*	10/6/22	1-2-1	2-2	12-9 W*	10/6/22	1-2-1
10/21/90	2-3	2-4	17-27 L	12/13/09	12-0	8-4	26-16 W										

Sweeps: Broncos (1): 1983
STADIUMS: Memorial 1-2 Hoosier/RCA 5-3 Lucas Oil 4-1 Mile High 0-5 INVESCO Field/Sports Authority Field/Empower Field 5-3

COLTS vs. DETROIT

Points-Allowed: 971-871

Regular Season: 22-19-2
Home: 511-428

Home: 11-10-1
Away: 460-443

Away: 9-1-9
Colts Longest Series Streaks: Won 4, Lost 4

RECORDS			RESULTS			RECORDS			RESULTS			RECORDS			RESULTS		
DATE	COLTS	OP	DATE	COLTS	OP	DATE	COLTS	OP	DATE	COLTS	OP	DATE	COLTS	OP	DATE	COLTS	OP
10/3/53	1-0	1-0	17-27 L	10/23/60	3-1	0-3	17-30 L	11/10/68	7-1	3-4-1	27-10 W	11/10/68	7-1	3-4-1	27-10 W	11/10/68	7-1
11/7/53	3-3	4-2	7-17 L	12/4/60	6-3	4-5	15-20 L	12/7/69	7-4	7-4	17-17 T	12/7/69	7-4	7-4	17-17 T	12/7/69	7-4
10/16/54	1-2	2-0	0-35 L	9/24/61	1-0	1-0	15-16 L	10/21/73	1-4	1-3-1	29-27 W	10/21/73	1-4	1-3-1	29-27 W	10/21/73	1-4
11/6/54	1-5	4-1	3-27 L	10/22/61	2-3	3-2	17-14 W	12/11/77	9-3	5-7	10-13 L	12/11/77	9-3	5-7	10-13 L	12/11/77	9-3
10/1/55	1-0	0-1	28-13 W	9/30/62	2-0	2-0	20-29 L	11/16/80	5-5	6-4	10-9 W	11/16/80	5-5	6-4	10-9 W	11/16/80	5-5
11/5/55	4-2	0-6	14-24 L	12/2/62	5-6	9-2	14-21 L	9/22/85	0-2	2-0	14-6 W	9/22/85	0-2	2-0	14-6 W	9/22/85	0-2
10/6/56	1-0	1-0	14-31 L	10/20/63	2-3	2-3	25-21 W	9/22/91	0-3	2-1	24-33 L	9/22/91	0-3	2-1	24-33 L	9/22/91	0-3
11/18/56	3-3	6-1	3-27 L	11/10/63	3-5	4-4	24-21 W	11/23/97	1-10	5-6	10-32 L	11/23/97	1-10	5-6	10-32 L	11/23/97	1-10
9/29/57	0-0	0-0	34-14 W	10/25/64	5-1	4-1-1	34-0 W	10/29/00	5-2	5-2	30-18 W	10/29/00	5-2	5-2	30-18 W	10/29/00	5-2
10/20/57	3-0	2-1	27-31 L	12/6/64	11-1	5-5-2	14-31 L	11/25/04	7-3	4-6	41-9 W	11/25/04	7-3	4-6	41-9 W	11/25/04	7-3
9/28/58	0-0	0-0	28-15 W	10/10/65	2-1	3-0	31-7 W	12/14/08	9-4	0-13	31-21 W	12/14/08	9-4	0-13	31-21 W	12/14/08	9-4
10/19/58	3-0	0-2-1	40-14 W	11/25/65	9-1	5-5	24-24 T	12/2/12	7-4	4-7	35-33 W	12/2/12	7-4	4-7	35-33 W	12/2/12	7-4
9/27/59	0-0	0-0	21-9 W	10/16/66	2-2	2-3	45-14 W	9/11/16	0-0	0-0	35-39 L	9/11/16	0-0	0-0	35-39 L	9/11/16	0-0
10/11/59	1-1	0-2	31-24 W	11/20/66	7-2	3-6-1	14-20 L	11/1/20	4-2	3-3	41-21 W	11/1/20	4-2	3-3	41-21 W	11/1/20	4-2
10/23/60	3-1	0-3	17-30 L	11/19/67	7-0-2	3-4-2	41-7 W										

Sweeps: Colts (3): 1958,59,63 Lions (5): 1953,54,56,60,62 **Spits (5):** 1955,57,61,64,66
STADIUMS: Memorial 8-8-1 Hoosier/RCA 2-1 Lucas Oil 1-1 Briggs/Tiger 7-8-1 Silverdome 1-1 Ford Field 3-0

COLTS vs. GREEN BAY

Points-Allowed: 1025-992

Regular Season: 23-20-1
Home: 604-484

Home: 14-8-1
Away: 421-508

Away: 9-12
Colts Longest Series Streaks: Won 4, Lost 4

Playoffs: 0-1

RECORDS			RESULTS			RECORDS			RESULTS			RECORDS			RESULTS		
DATE	COLTS	OP	DATE	COLTS	OP	DATE	COLTS	OP	DATE	COLTS	OP	DATE	COLTS	OP	DATE	COLTS	OP
10/18/53	2-1	0-3	14-37 L	11/6/60	4-2	4-1	38-24 W	12/7/68	11-1	5-6-1	16-3 W	12/7/68	11-1	5-6-1	16-3 W	12/7/68	11-1
10/31/53	3-2	1-4	24-35 L	10/8/61	2-1	2-1	7-45 L	11/9/69	4-3	5-2	14-6 W	11/9/69	4-3	5-2	14-6 W	11/9/69	4-3
10/24/54	1-3	1-3	6-7 L	11/5/61	3-4	6-1	45-21 W	11/9/70	6-1	4-3	13-10 W	11/9/70	6-1	4-3	13-10 W	11/9/70	6-1
11/13/54	1-6	3-4	13-24 L	10/28/62	3-3	6-0	6-17 L	9/22/74	0-1	0-1	13-20 L	9/22/74	0-1	0-1	13-20 L	9/22/74	0-1
10/8/55	2-0	2-0	24-20 W	11/18/62	5-4	9-0	13-17 L	12/19/82	0-6	4-2	20-20 T	12/19/82	0-6	4-2	20-20 T	12/19/82	0-6
10/29/55	3-2	3-2	14-10 W	9/29/63	1-1	1-1	20-31 L	10/27/85	2-5	3-4	37-10 W	10/27/85	2-5	3-4	37-10 W	10/27/85	2-5
10/14/56	1-1	0-2	33-38 L	10/27/63	3-3	5-1	20-34 L	11/13/88	5-5	2-8	20-13 W	11/13/88	5-5	2-8	20-13 W	11/13/88	5-5
10/28/56	1-3	2-2	28-21 W	9/20/64	0-1	1-0	21-20 W	11/24/91	1-10	2-9	10-14 L	11/24/91	1-10	2-9	10-14 L	11/24/91	1-10
10/13/57	2-0	1-1	45-17 W	10/18/64	4-1	3-2	24-21 W	11/16/97	1-10	8-2	41-38 W	11/16/97	1-10	8-2	41-38 W	11/16/97	1-10
10/27/57	3-1	1-3	21-24 L	9/26/65	1-0	1-0	17-20 L	11/19/00	1-1	1-1	24-26 L	11/19/00	1-1	1-1	24-26 L	11/19/00	1-1
10/12/58	2-0	0-1-1	24-17 W	12/12/65	9-2-1	9-3	27-42 L	9/26/04	7-3	4-6	45-31 W	9/26/04	7-3	4-6	45-31 W	9/26/04	7-3
11/25/58	5-0	1-3-1	56-0 W	12/26/65	10-3-1	10-3-1	10-13 L*	10/19/08	3-2	3-3	14-34 L	10/19/08	3-2	3-3	14-34 L	10/19/08	3-2
10/25/59	3-1	3-1	38-21 W	9/10/66	0-0	0-0	3-24 L	10/7/12	1-2	2-2	30-27 W	10/7/12	1-2	2-2	30-27 W	10/7/12	1-2
11/15/59	4-3	3-4	28-24 W	12/10/66	8-4	10-2	10-14 L	11/6/16	3-5	4-3	31-26 W	11/6/16	3-5	4-3	31-26 W	11/6/16	3-5
10/9/60	2-0	1-1	21-35 L	11/5/67	5-0-2	5-1-1	13-10 W	11/22/20	6-3	7-2	34-31 W*	11/22/20	6-3	7-2	34-31 W*	11/22/20	6-3

Sweeps: Colts (4): 1955,58,59,64 Packers (6): 1953,54,62,63,65,66 **Spits (4):** 1956,57,60,61
STADIUMS: Memorial 9-8-1 Hoosier/RCA 3-0 Lucas Oil 2-0 Green Bay City Field 0-1 Lambeau 4-7 County 5-5

COLTS vs. HOUSTON

Points-Allowed: 1175-865

Regular Season: 32-11-1
Home: 603-389

Home: 17-5
Away: 572-476

Away: 15-6-1
Colts Longest Series Streaks: Won 9, Lost 3

Playoffs: 1-0

RECORDS			RESULTS			RECORDS			RESULTS			RECORDS			RESULTS		
DATE	COLTS	OP	DATE	COLTS	OP	DATE	COLTS	OP	DATE	COLTS	OP	DATE	COLTS	OP	DATE	COLTS	OP
9/22/02	1-1	1-1	23-3 W	11/29/09	10-0	5-5	35-27 W	11/5/17	2-6	3-4	20-14 W	11/5/17	2-6	3-4	20-14 W	11/5/17	2-6
12/1/02	7-4	3-8	19-3 W	9/12/10	0-0	0-0	24-34 L	12/31/17	3-12	4-11	22-13 W	12/31/17	3-12	4-11	22-13 W	12/31/17	3-12
10/26/03	5-1	2-4	30-21 W	11/11/10	4-2	4-2	30-17 W	9/30/18	1-2	0-3	34-37 L*	9/30/18	1-2	0-3	34-37 L*	9/30/18	1-2
12/28/03	11-4	5-10	20-17 W	9/11/11	0-0	0-0	7-34 L	12/9/18	6-6	9-3	24-21 W	12/9/18	6-6	9-3	24-21 W	12/9/18	6-6
11/14/04	5-3	4-4	49-14 W	12/22/11	1-13	10-4	19-16 W	1/5/19	10-6	11-5	21-7 W	1/5/19	10-6	11-5	21-7 W	1/5/19	10-6
12/12/04	9-3	5-7	23-14 W	12/16/12	9-4	11-2	17-29 L	12/20/19	3-2	4-2	30-23 W	12/20/19	3-2	4-2	30-23 W	12/20/19	3-2
10/23/05	6-0	0-5	38-20 W	12/30/12	10-5	12-3	28-16 W	11/21/19	6-4	6-4	17-20 L	11/21/19	6-4	6-4	17-20 L	11/21/19	6-4
11/13/05	6-0	1-7	31-17 W	11/9/13	5-2	2-5	27-24 W	12/6/20	7-4	4-7	26-20 W	12/6/20	7-4	4-7	26-20 W	12/6/20	7-4
9/16/06	1-0																



RECORDS

COLTS vs. JACKSONVILLE

Points-Allowed: 1046-982

Regular Season: 27-19 Home: 17-6


Home: 519-408

Away: 527-574

Away: 10-13

Colts Longest Series Streaks: Won 6, Lost 3

DATE	RECORDS COLTS	OP	RESULTS	DATE	RECORDS COLTS	OP	RESULTS	DATE	RECORDS COLTS	OP	RESULTS
12/10/95	7-6	3-10	41-31 W	12/17/09	13-0	7-6	35-31 W	10/2/16	1-2	0-3	27-30 L
9/8/02	0-0	0-0	43-14 W	10/18/10	2-1	1-2	38-31 W	11/17/17	7-8	3-12	24-20 W
12/29/02	9-6	6-9	28-25 W	11/29/10	7-5	8-2	39-31 W	10/22/17	7-8	3-12	0-7 L
9/21/03	2-0	0-2	20-13 W	11/13/11	0-8	2-6	3-17 L	12/31/17	3-8	7-4	10-30 L
11/9/03	7-1	1-7	23-13 W	11/1/12	2-13	4-11	13-19 L	11/11/18	3-5	3-5	29-26 W
10/3/04	2-1	3-0	23-28 L	9/28/12	1-1	0-2	17-22 L	12/2/18	6-5	3-8	0-6 L
10/14/04	4-1	4-2	24-17 W	11/7/13	5-3	4-7	27-10 W	11/17/19	6-5	4-5	33-33 W
9/16/05	1-0	4-0	24-27 L	9/29/13	2-1	0-2	37-33 W	12/29/19	7-8	5-10	20-39 L
12/11/05	12-0	9-3	26-18 W	9/21/14	0-2	0-2	30-10 W	9/13/20	0-0	0-0	20-27 L
9/24/06	2-0	2-0	21-14 W	11/23/14	6-4	1-9	44-17 W	11/3/21	10-5	1-14	28-14 W
12/10/06	10-2	7-5	17-44 L	9/21/14	0-2	0-2	23-33 W	11/14/21	4-5	2-6	23-17 W
10/22/07	5-0	4-1	29-7 W	11/23/14	6-4	1-9	44-17 W	1/9/22	9-7	2-14	11-26 L
9/27/07	9-2	8-3	29-25 W	9/21/14	0-2	0-2	23-33 W	9/18/22	0-0-1	0-1	0-24 L
12/17/08	7-1	8-2	29-25 W	11/23/14	6-4	1-9	44-17 W	10/16/22	2-2-1	2-3	34-31 W
12/18/08	10-4	5-9	31-24 W	10/4/15	1-2	1-2	16-13 W*	10/15/23	3-2	0-0	20-27 L
9/13/09	0-0	0-0	14-12 W	12/13/15	6-6	4-8	16-51 L				



Sweeps: Colts (6): 2002,05,07,09,13-14 Jaguars (3): 2011,17,23 **Splits (13):** 2003,04,06,08,10,12,15,16,18,19,20,21,22
STADIUMS: Hoosier/RCA 6-1 Lucas Oil 11-5 Jacksonville Municipal/Alltel/EverBank/TIAA Bank 10-12 Wembley Stadium 0-1

COLTS vs. KANSAS CITY

Points-Allowed: 578-556

Regular Season: 14-9 Home: 6-5

Home: 269-260

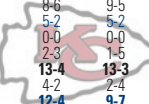
Away: 309-296

Away: 8-4

Colts Longest Series Streaks: Won 5, Lost 2

Playoffs: 4-1

DATE	RECORDS COLTS	OP	RESULTS	DATE	RECORDS COLTS	OP	RESULTS	DATE	RECORDS COLTS	OP	RESULTS
9/28/70	1-0	0-1	24-44 L	1/7/96	10-7	13-3	10-7 W	11/18/07	7-2	4-5	13-10 W
12/10/72	5-7	6-6	10-24 L	12/15/96	8-6	9-5	24-19 W	10/10/10	2-2	3-0	19-9 W
11/30/75	6-4	5-5	28-14 W	11/7/99	5-2	5-2	25-17 W	10/9/11	0-4	1-3	24-28 W
10/16/77	4-0	4-0	17-6 W	9/3/00	0-0	0-0	27-14 W	12/23/12	9-5	2-12	20-13 W
9/2/79	0-0	0-0	0-14 L	10/25/01	2-3	1-5	35-28 W	12/22/13	9-5	11-3	23-7 W
12/9/79	4-10	6-8	7-10 L	11/31/04	13-4	13-3	38-31 W	1/4/14	11-5	11-5	45-44 W
11/2/80	4-4	4-4	31-24 W	10/31/04	4-2	2-4	35-45 L	10/30/16	3-4	4-2	14-30 L
12/21/80	7-8	7-8	28-38 L	1/6/07	12-4	9-7	23-8 W	1/12/19	11-6	12-4	31-13 L
11/24/85	3-8	3-8	7-20 L	11/18/07	7-2	4-5	13-10 W	10/6/19	2-2	4-0	19-13 W
10/7/90	1-3	3-1	23-19 W	10/10/10	2-2	3-0	19-9 W	9/25/22	0-1-1	2-0	20-17 W



Sweeps: Chiefs (1): 1979 **Splits (1):** 1980
STADIUMS: Memorial 1-3 Hoosier/RCA 4-0 Lucas Oil 3-2 Arrowhead 10-5

COLTS vs. LAS VEGAS

Points-Allowed: 550-538

Regular Season: 10-10 Home: 2-5

Home: 279-285

Home: 3-6

Away: 279-253

Away: 7-4

Colts Longest Series Streaks: Won 4, Lost 4

Playoffs: 1-1

DATE	RECORDS COLTS	OP	RESULTS	DATE	RECORDS COLTS	OP	RESULTS	DATE	RECORDS COLTS	OP	RESULTS
1/3/71	12-2-1	9-4-2	27-17 W	10/22/95	4-2	6-2	17-30 L	10/28/18	2-5	1-5	42-28 W
11/28/71	7-3	7-1-2	37-14 W	9/10/00	1-0	1-0	31-38 L	9/29/19	2-1	1-2	24-31 L
10/28/73	2-4	3-2-1	21-34 L	10/4/01	2-1	3-1	19-23 L	12/13/20	8-4	7-5	44-27 W
9/28/75	1-0	1-0	20-31 L	10/10/04	3-1	2-2	35-14 W	1/2/21	1-0	9-6	20-23 L
12/24/77	10-4	11-3	31-37 L*	12/16/07	11-2	4-9	21-14 W	11/13/22	3-5-1	2-6	25-20 W
11/25/84	4-8	8-4	7-21 L	12/26/10	8-6	7-7	31-26 W	12/31/23	8-7	7-8	23-20 W
12/21/86	2-13	8-7	30-24 W	9/8/13	0-0	0-0	21-17 W				
9/15/91	0-2	1-1	0-16 L	12/24/16	7-7	11-3	25-33 L				



STADIUMS: Memorial 1-3 Hoosier/RCA 1-2 Lucas Oil 2-2 Oakland/Alameda County/McAfee Coliseum 4-2
 LA Memorial Coliseum 1-2 Allegiant Stadium 2-0
RAIDERS: Los Angeles 1982-94 Oakland 1995-2019 Las Vegas 2020-present

COLTS vs. LOS ANGELES CHARGERS

Points-Allowed: 552-737

Regular Season: 10-18 Home: 262-436

Home: 290-301

Home: 4-12

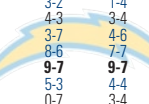
Away: 290-301

Away: 6-6

Colts Longest Series Streaks: Won 3, Lost 6

Playoffs: 1-2

DATE	RECORDS COLTS	OP	RESULTS	DATE	RECORDS COLTS	OP	RESULTS	DATE	RECORDS COLTS	OP	RESULTS
9/20/70	0-0	0-0	16-14 W	11/26/89	5-6	4-7	10-6 W	12/18/05	13-0	8-5	17-26 L
10/8/72	1-2	1-1-1	20-23 L	10/18/92	3-2	1-4	14-34 L	11/11/07	7-1	4-4	21-23 L
11/7/76	7-1	4-4	37-21 W	11/1/92	4-3	3-4	0-26 L	1/13/08	13-3	12-5	24-28 L
10/18/81	1-5	4-2	14-43 L	11/29/93	3-7	4-6	0-31 L	11/23/08	6-4	4-6	23-20 W
12/26/82	0-6-1	5-2	26-44 L	12/17/95	8-6	7-7	24-27 L	1/3/09	12-4	8-8	17-23 L*
11/4/84	3-6	4-5	10-38 L	12/31/95	9-7	9-7	35-20 W	11/28/10	6-4	5-5	14-36 L
11/30/86	0-12	2-10	3-17 L	11/3/96	5-3	4-4	19-26 L	10/14/13	4-1	2-3	9-19 L
11/8/87	4-3	6-1	13-16 L	10/26/97	0-7	3-4	19-35 L	9/25/16	0-2	1-1	26-22 W
12/20/87	7-6	8-5	20-7 W	10/4/98	0-4	2-2	17-12 W	9/8/19	0-0	0-0	24-30 L*
10/23/88	2-5	2-5	16-0 W	9/26/99	1-1	1-0	27-19 W	12/26/22	4-9-1	8-6	3-20 L
11/26/89	5-6	4-7	10-6 W	12/26/04	11-3	11-3	34-31 W*				



Sweeps: Chargers (1): 1992 **Splits (1):** 1987
STADIUMS: Memorial 0-2 Hoosier/RCA 3-9 Lucas Oil 1-2 Jack Murphy/Qualcomm 7-6 Dignity Health Sports Park 0-1
RAMS: Los Angeles 1960, 2017-present San Diego 1961-2016



RECORDS

COLTS vs. LOS ANGELES RAMS

Points-Allowed: 992-1052

Regular Season: 23-21-2

Home: 593-538

Away: 399-514

Home: 14-8-2

Away: 9-13

Colts Longest Series Streaks: Won 6, Lost 4

DATE	RECORDS		RESULTS	DATE	RECORDS		RESULTS	DATE	RECORDS		RESULTS
	COLTS	OP			COLTS	OP			COLTS	OP	
11/22/53	3-5	5-2-1	13-21 L	12/9/61	7-5	3-9	17-34 L	11/8/71	5-2	4-2-1	17-42 W
12/5/53	3-7	6-3-1	2-45 L	9/16/62	0-0	0-0	30-27 W	10/5/75	1-1	1-1	13-24 L
9/26/54	0-0	0-0	0-48 L	11/1/62	4-4	1-7	14-2 W	9/21/86	0-2	2-0	7-24 L
12/4/54	2-8	5-4-1	22-21 W	11/24/63	5-5	3-7	16-17 L	10/1/89	0-1	1-0	17-31 L
11/20/55	4-4	5-3	17-17 T	12/15/63	7-6	5-8	19-16 W	10/1/95	1-2	4-0	21-18 W
12/4/55	5-4-1	6-3-1	14-20 L	10/4/64	2-1	2-0-1	35-20 W	12/30/01	5-9	12-2	17-42 L
11/25/56	3-4	2-6	56-21 W	11/22/64	9-1	5-4-1	24-7 W	10/17/05	5-0	2-3	45-28 W
12/9/56	4-5	2-8	7-31 L	10/24/65	4-1	1-4	35-20 W	10/25/09	5-0	0-6	42-6 W
12/1/57	6-3	4-5	31-14 W	12/18/65	9-3-1	4-9	20-17 W	11/10/13	6-2	3-6	8-38 L
12/15/57	7-4	5-6	21-37 L	10/30/66	4-2	4-3	17-3 W	9/10/17	0-0	0-0	9-46 L
11/23/58	7-1	5-3	34-7 W	11/27/66	7-3	6-5	7-23 L	9/19/21	0-1	1-0	24-27 L
12/6/58	9-1	6-4	28-30 L	10/15/67	4-0	3-1	24-24 T	10/1/23	1-1	1-2	23-29 L*
11/29/59	6-3	2-7	35-21 W	12/17/67	11-0-2	10-1-2	10-34 L				
12/12/59	8-3	2-9	45-26 W	12/15/68	12-1	10-2-1	28-24 W				
10/16/60	2-1	0-3	31-17 W	9/21/69	0-0	0-0	20-27 L				
12/11/60	6-4	3-6-1	3-10 L	12/21/69	7-5-1	11-2	13-7 W				
9/17/61	0-0	0-0	27-24 W	10/27/68	5-1	6-0	27-10 W				

Sweeps: Colts (5): 1959,62,64,65,68 Rams (1): 1953 Splits (9): 1954,56-58,60,61,63,66,69

STADIUMS: Memorial 12-4-2 Hoosier/RCA 2-1 Lucas Oil 0-3 LA Memorial Coliseum 8-11 Anaheim 0-1 Dome at America's Center/Edward Jones 1-1

RAMS: Los Angeles 1953-94, 2016-present St. Louis 1995-2015

COLTS vs. MIAMI

Points-Allowed: 1734-1696

Regular Season: 28-46

Home: 697-768

Home: 15-23

Away: 617-928

Away: 13-23

Colts Longest Series Streaks: Won 5, Lost 14

Playoffs: 0-2

DATE	RECORDS		RESULTS	DATE	RECORDS		RESULTS	DATE	RECORDS		RESULTS
	COLTS	OP			COLTS	OP			COLTS	OP	
11/1/70	5-1	4-2	35-0 W	12/2/83	0-7-1	6-2	7-24 L	11/26/95	6-5	6-5	36-28 W
11/22/70	7-1-1	5-4	17-34 L	10/23/83	4-3	4-3	7-21 L	9/23/96	3-0	3-0	10-6 W
11/21/71	7-2	7-1-1	14-17 L	10/20/83	6-5	7-4	0-37 L	11/10/96	5-4	4-5	13-37 L
12/11/71	9-3	9-2-1	14-3 W	9/23/84	1-2	3-0	7-44 L	8/31/97	0-0	0-0	10-16 L
12/72	11-4	11-3-1	0-21 L	12/9/84	4-10	12-2	17-35 L	12/14/97	2-12	9-5	41-0 W
10/29/72	1-5	6-0	0-23 L	9/15/85	0-1	0-1	13-30 L	9/6/98	0-0	0-0	15-24 L
12/16/72	5-8	13-0	0-16 L	11/17/85	3-7	6-4	20-34 L	11/8/98	1-7	5-3	14-27 L
11/11/73	2-6	7-1	0-44 L	9/14/86	0-1	0-1	10-30 L	10/10/99	2-1	2-0	31-34 L
12/9/73	2-10	11-1	16-3 W	10/26/86	0-7	2-5	13-17 L	12/5/99	9-2	8-3	37-34 W
10/27/74	1-5	4-2	7-17 L	9/20/87	0-1	0-1	10-23 L	11/26/00	7-4	8-3	14-17 L
12/8/74	2-10	9-3	16-13 W	9/15/87	4-4	4-4	40-21 W	12/17/00	9-6	10-4	20-13 W
11/23/75	5-4	7-2	33-17 W	9/25/88	0-3	1-2	15-13 W	12/30/00	10-6	11-5	17-23 L*
12/14/75	8-4	9-3	10-7W*	12/4/88	7-6	5-8	31-28 W	11/11/01	4-3	5-2	24-27 L
10/10/76	3-1	2-2	28-14 W	11/5/89	4-4	4-4	13-19 L	12/10/01	4-7	8-3	6-41 L
11/22/76	8-2	5-5	17-16 W	12/17/89	7-7	8-6	42-13 W	9/15/02	1-0	1-0	13-21 L
10/9/77	3-0	3-0	45-28 W	10/28/90	2-4	5-1	7-27 L	11/2/03	6-1	4-2	23-27 W
12/5/77	9-2	8-3	6-17 L	12/30/90	7-8	11-4	17-23 L	12/31/06	11-4	6-9	27-22 W
9/10/78	0-1	0-1	0-42 L	9/8/91	0-1	0-1	6-17 L	9/21/09	1-0	0-1	27-23 W
10/29/78	3-5	5-3	8-26 L	11/3/91	0-8	3-5	6-10 L	11/4/12	4-3	4-3	23-20 W
11/11/79	4-6	6-4	0-19 L	10/25/92	3-3	6-0	31-20 W	9/15/13	1-0	1-0	20-24 L
11/25/79	4-8	7-5	24-28 L	11/8/92	4-4	6-2	0-28 L	12/27/15	6-8	5-9	18-12 W
10/5/80	2-2	3-1	30-17 W	9/5/93	4-0	0-0	20-24 L	11/25/18	5-5	5-5	27-24 W
12/14/80	7-7	7-7	14-24 L	10/24/93	2-3	4-1	27-41 L	11/10/19	5-3	1-7	12-16 L
9/27/81	1-2	3-0	28-31 L	11/6/94	4-5	6-2	21-22 L	10/3/21	0-3	1-2	27-17 W
11/1/81	1-7	5-2-1	10-27 L	12/18/94	6-8	9-5	10-6 W				
9/19/82	0-1	1-0	20-24 L	10/8/95	2-2	4-0	27-24 W*				

Sweeps: Colts (4): 1975,76,88,95 Dolphins (15): 1972,74,78,79,81-86,90,91,93,98,01

Splits (13): 1970,71,73,77,80,87,89,92,94,96,97,99,00

STADIUMS: Memorial 6-8 Hoosier/RCA 7-13 Lucas Oil 2-2 Orange Bowl 3-15 Joe Robbie/Pro Player/Land Shark/Sun Life/Hard Rock 10-10

COLTS vs. MINNESOTA

Points-Allowed: 707-552

Regular Season: 17-8-1

Home: 347-199

Home: 11-0

Away: 360-353

Away: 6-8-1

Colts Longest Series Streaks: Won 6, Lost 5

Playoffs: 1-0

DATE	RECORDS		RESULTS	DATE	RECORDS		RESULTS	DATE	RECORDS		RESULTS
	COLTS	OP			COLTS	OP			COLTS	OP	
10/1/61	1-1	1-1	34-33 W	11/14/65	7-1	5-3	41-21 W	11/20/88	6-5	7-4	3-12 L
11/12/61	4-4	1-7	20-28 L	9/18/66	0-1	0-1	38-23 W	12/21/97	3-12	8-7	28-39 L
9/23/62	1-0	0-1	34-7 W	10/23/66	3-2	1-3	20-17 W	12/24/00	9-6	11-4	31-10 W
12/16/62	6-7	2-10-1	42-17 W	10/22/67	4-1	1-4	20-20 T	11/8/04	4-3	5-2	31-28 W
11/17/63	4-5	3-6	37-34 W	11/24/68	9-1	6-4	21-9 W	9/14/08	0-1	0-1	18-15 W
12/8/63	6-6	4-7-1	41-10 W	12/22/68	13-1	8-6	24-14 W	9/16/12	0-1	1-0	23-20 W
9/13/64	0-0	0-0	24-34 L	9/28/69	0-1	0-1	14-52 L	12/18/16	6-7	7-6	34-6 W
11/15/64	8-1	5-4	17-14 W	10/25/71	4-1	4-1	3-10 L	9/20/20	0-1	0-1	28-11 W
9/19/65	0-0	0-0	35-16 W	12/12/82	0-5	2-3	10-13 L	12/17/22	4-8-1	10-3	36-39 L*

Sweeps: Colts (4): 1962,63,65,66 Splits (2): 1961,64

STADIUMS: Memorial 8-0 Hoosier/RCA 2-0 Lucas Oil 2-0 Metropolitan (2) 4-4-1 HHH Metrodome 1-3 U.S. Bank Stadium 1-1



RECORDS

COLTS vs. NEW ENGLAND

Points-Allowed: 1577-2088

Regular Season: 30-49

Home: 846-945

Home: 17-22

Away: 731-1143

Away: 13-27

Colts Longest Series Streaks:

Playoffs: 1-4

Won 3, Lost 7

DATE	RECORDS		RESULTS	DATE	RECORDS		RESULTS	DATE	RECORDS		RESULTS
	COLTS	OP			COLTS	OP			COLTS	OP	
10/4/70	1-1	1-1	14-6 W	12/16/84	4-11	8-7	10-16 L	11/1/98	1-6	4-3	16-21 L
10/25/70	4-1	1-4	27-3 W	10/10/85	2-3	3-6	15-34 L	9/19/99	1-0	1-0	28-31 L
10/3/71	1-1	1-1	23-3 W	12/1/85	3-9	8-4	31-38 L	12/12/99	10-2	7-5	20-15 W
12/19/71	10-3	5-8	17-21 L	9/7/86	0-0	0-0	0-0	10/8/00	3-1	1-4	16-24 L
11/6/72	1-6	2-5	24-17 W	11/9/86	0-9	6-3	21-30 L	10/22/00	4-2	2-5	30-23 W
11/26/72	3-7	2-8	31-0 W	10/25/87	2-3	3-2	30-16 W	9/30/01	2-0	0-2	13-44 L
10/7/73	1-2	0-3	16-24 L	11/22/87	4-5	4-5	0-24 L	10/21/01	2-2	2-3	17-38 L
12/16/73	3-10	5-8	18-13 W	10/2/88	1-3	7-5	17-21 L	11/30/03	9-2	9-2	34-38 L
10/6/74	0-3	3-0	3-42 L	11/27/88	6-6	7-5	24-21 W	1/18/04	14-4	15-2	14-24 L
11/24/74	2-8	6-4	17-27 L	10/29/89	4-3	2-5	20-23 L*	9/9/04	0-0	0-0	24-27 L
10/19/75	1-3	0-4	10-21 L	12/3/89	6-6	4-8	16-22 L	1/16/05	13-4	14-2	3-20 L
12/21/75	9-4	3-10	34-21 W	9/16/90	0-1	0-1	14-16 L	11/7/05	7-0	4-3	40-21 W
9/12/76	0-0	0-0	27-13 W	11/11/90	2-6	1-7	13-10 W	11/5/06	7-0	6-1	27-20 W
11/14/76	8-1	6-3	14-21 L	9/1/91	0-0	0-0	7-16 L	1/21/07	14-4	14-4	38-34 W
10/23/77	5-0	3-2	3-17 L	12/8/91	1-12	4-9	17-23 L*	11/4/07	7-0	8-0	20-24 L
12/18/77	9-4	9-4	30-24 W	11/15/92	4-5	0-9	34-37 L*	11/2/08	3-4	5-2	18-15 W
9/18/78	0-2	1-1	34-27 W	12/6/92	5-7	2-10	6-0 W	11/15/09	8-0	6-2	35-34 W
11/26/78	5-7	9-3	14-35 L	10/31/93	2-4	1-6	9-6 W	11/21/10	6-3	7-2	28-31 L
10/28/79	2-6	6-2	31-26 W	12/26/93	4-10	3-11	0-38 L	12/4/11	0-11	8-3	24-31 L
11/18/79	4-7	7-4	21-50 L	11/21/94	5-6	5-6	10-12 L	11/18/12	6-3	6-3	24-59 L
10/19/80	4-2	5-1	21-37 L	12/1/94	6-7	7-6	13-28 L	1/11/14	12-5	12-4	22-43 L
11/23/80	6-5	7-4	21-47 L	11/19/95	6-5	4-6	24-10 W	11/16/14	7-2	6-3	20-42 L
9/6/81	0-0	0-0	29-28 W	12/23/95	8-7	6-9	10-7 W	1/18/15	13-5	13-4	7-45 L
12/20/81	1-14	2-13	20-21 W	10/20/96	5-1	3-3	9-22 L	10/18/15	3-2	4-0	27-34 L
9/12/82	0-0	0-0	13-24 L	11/14/96	6-5	7-4	13-27 L	10/4/18	1-3	2-2	24-38 L
9/4/83	0-0	0-0	29-23 W*	9/7/97	0-1	1-0	6-31 L	12/18/21	7-6	9-4	27-17 W
10/9/83	3-2	2-3	12-7 W	11/30/97	1-11	7-5	17-20 L	11/6/22	3-4-1	4-4	3-26 L
11/18/84	4-7	7-4	17-50 L	9/13/98	0-1	0-1	6-29 L	11/12/23	4-5	2-7	10-6 W

Sweeps: Colts (5): 1970,72,81,83,95 Patriots (12): 1974,80,84-86,89,91,94,96,97,98,01
Splits (14): 1971,73,75-79,87,88,90,92,93,99,00
STADIUMS: Memorial 8-6 Hoosier/RCA 7-14 Lucas Oil 3-2 Harvard 1-0 Schaefer/Sullivan/Foxboro 9-21 Gillette 2-10 Frankfurt Stadium 1-0

COLTS vs. NEW ORLEANS

Points-Allowed: 316-381

Regular Season: 5-9

Home: 160-131

Home: 3-4

Away: 156-250

Away: 2-5

Colts Longest Series Streaks:

Playoffs (Neutral): 0-1

Won 3, Lost 5

DATE	RECORDS		RESULTS	DATE	RECORDS		RESULTS	DATE	RECORDS		RESULTS
	COLTS	OP			COLTS	OP			COLTS	OP	
12/10/67	10-0-2	2-10	30-10 W	11/12/95	5-4	3-6	14-17 L	2/7/10	16-2	15-3	17-31 L
10/19/69	2-2	0-4	30-10 W	9/27/98	0-3	2-0	13-19 L*	10/23/11	0-6	4-2	7-62 L
9/30/73	0-2	0-2	14-10 W	11/18/01	4-4	4-4	20-34 L	10/25/15	3-3	2-4	21-27 L
10/12/86	0-5	1-4	14-17 L	9/28/03	3-0	1-2	55-21 W	12/16/19	6-7	10-3	7-34 L
12/24/89	8-7	8-7	6-41 L	9/6/07	0-0	0-0	41-10 W	10/29/23	3-4	3-4	27-38 L

STADIUMS: Memorial 2-0 Hoosier/RCA 1-2 Lucas Oil 0-2 Tulane 1-0 Louisiana/Mercedes-Benz Superdome 1-5 Sun Life 0-1

COLTS vs. NEW YORK GIANTS

Points-Allowed: 448-370

Regular Season: 10-7

Home: 179-176

Home: 3-3

Away: 269-194

Away: 7-4

Colts Longest Series Streaks:

Playoffs: 2-0

Won 3, Lost 2

DATE	RECORDS		RESULTS	DATE	RECORDS		RESULTS	DATE	RECORDS		RESULTS
	COLTS	OP			COLTS	OP			COLTS	OP	
10/2/54	0-1	1-0	20-14 W	10/17/71	3-1	2-2	31-7 W	9/10/06	0-0	0-0	26-21 W
11/13/55	4-3	2-5	7-17 L	12/7/75	7-4	3-8	21-0 W	9/19/10	0-1	1-0	38-14 W
11/9/58	6-0	4-2	21-24 L	12/16/79	4-11	6-9	31-7 W	11/3/14	5-3	3-4	40-24 W
12/28/58	9-3	10-3	23-17 W*	11/5/90	2-5	7-0	7-24 L	12/23/18	8-6	5-9	28-27 W
12/27/59	9-3	10-2	31-16 W	12/12/93	4-8	9-3	6-20 L	1/1/23	4-10-1	8-6-1	10-38 L
9/15/63	0-0	0-0	28-37 L	11/14/99	6-2	5-3	27-19 W				
11/2/68	6-1	5-2	26-0 W	12/22/02	9-5	8-6	27-44 L				

STADIUMS: Memorial 2-1 Hoosier/RCA 0-2 Lucas Oil 2-0 Polo Grounds 0-1 Yankee 3-1 Shea 1-0 Giants 3-1 MetLife 1-1



RECORDS

COLTS vs. NEW YORK JETS Regular Season: 43-29 Home: 21-15 Away: 22-14 Playoffs: 1-3
Points-Allowed: 1575-1583 Home: 853-780 Away: 722-803 Colts Longest Series Streaks: Won 6, Lost 4

DATE	RECORDS COLTS	OP	RESULTS	DATE	RECORDS COLTS	OP	RESULTS	DATE	RECORDS COLTS	OP	RESULTS
1/12/69	15-1	12-3	7-16 L	11/21/82	0-2	1-1	0-37 L	10/29/95	4-3	2-6	17-10 W
10/18/70	3-1	1-3	29-22 W	11/6/83	5-4	4-5	17-14 W	9/8/96	1-0	0-1	21-7 W
12/19/70	10-2-1	4-9	35-20 W	12/4/83	6-7	6-7	6-10 L	11/17/96	5-5	1-9	34-29 W
9/19/71	0-0	0-0	22-0 W	9/2/84	0-0	0-0	14-23 L	10/5/97	0-4	3-2	12-16 L
11/14/71	6-2	3-5	14-13 W	11/11/84	3-7	6-4	3-7 R	12/7/97	1-12	8-5	22-14 W
9/24/72	0-1	1-0	34-44 L	9/29/85	1-2	2-1	20-25 L	9/20/98	0-2	0-2	6-44 L
10/22/72	1-4	3-2	20-24 L	11/3/85	3-5	6-2	17-35 L	11/15/98	1-8	6-3	24-23 W
9/23/73	0-1	0-1	10-34 L	9/28/86	0-3	2-1	7-26 L	10/17/99	2-2	1-3	16-13 W
12/27/73	2-9	3-8	17-20 L	11/16/86	0-10	9-1	16-31 L	11/28/99	8-2	4-6	13-6 W
10/20/74	0-5	1-4	35-20 W	10/11/87	1-2	2-1	6-0 W	11/12/00	6-3	6-3	23-15 W
12/15/74	2-11	6-7	38-45 L	11/1/87	3-3	3-3	19-14 W	12/3/00	7-5	8-4	17-27 L
10/26/75	1-4	2-3	45-28 W	11/6/88	4-5	5-3-1	38-14 W	9/9/01	0-0	0-0	45-24 W
11/16/75	4-4	2-6	52-19 W	12/10/88	8-6	6-7-1	16-34 L	12/23/01	5-8	8-5	28-29 W
10/24/76	5-1	1-5	20-0 W	10/1/89	1-2	1-2	17-10 W	1/4/03	10-6	9-7	0-41 L
11/28/76	9-2	3-8	33-16 W	11/19/89	4-6	2-8	27-10 W	11/16/03	7-2	3-6	31-31 W
9/25/77	1-0	0-1	20-12 L	11/18/90	3-6	4-6	17-14 W	10/1/06	3-0	2-1	31-28 W
11/20/77	8-1	2-7	33-12 W	12/16/90	5-8	4-9	29-21 W	12/27/09	14-0	7-7	15-29 L
10/15/78	2-4	3-3	10-33 L	10/20/91	0-7	3-4	6-17 L	1/24/10	15-2	11-7	30-17 W
12/3/78	5-8	7-6	16-24 L	11/10/91	0-9	5-4	28-27 W	1/8/11	10-6	11-5	16-17 L
10/7/79	0-5	2-3	10-8 W	11/10/92	2-2	1-4	6-3 W*	10/14/12	2-2	2-3	9-35 L
12/2/79	4-9	5-8	17-30 L	12/13/92	6-7	4-9	10-6 W	9/21/15	0-1	1-0	7-20 L
9/7/80	0-0	0-0	17-14 W	11/14/93	3-5	4-4	17-31 L	12/5/16	5-6	3-8	41-10 W
9/28/80	1-2	0-3	35-21 W	12/5/93	3-8	7-4	9-6 W	10/14/18	1-4	2-3	34-42 L
11/8/81	1-8	4-4-1	14-41 L	10/9/94	2-3	2-3	6-16 L	9/27/20	1-1	0-2	36-7 W
11/29/81	1-11	7-4-1	0-25 L	10/30/94	3-5	4-3	28-25 W	11/4/21	3-5	2-5	45-30 W
11/21/82	0-2	1-1	0-37 L	9/10/95	0-1	0-1	27-24 W*				

Sweeps: Colts (13): 1970,71,75-77,80,87,89,90,92,95,96,99 Jets (6): 1972,73,78,81,85,86
Splits (12): 1974,79,83,84,88,91,93,94,97,98,00,01
STADIUMS: Memorial 7-6 Hoosier/RCA 12-7 Lucas Oil 3-3 Shea 8-6 Giants 13-7 MetLife 1-2 Orange Bowl 0-1

COLTS vs. PHILADELPHIA Regular Season: 10-10 Home: 5-4 Away: 5-6 Playoffs: 0-5
Points-Allowed: 483-424 Home: 236-169 Away: 247-255 Colts Longest Series Streaks: Won 4, Lost 3

DATE	RECORDS COLTS	OP	RESULTS	DATE	RECORDS COLTS	OP	RESULTS	DATE	RECORDS COLTS	OP	RESULTS
11/15/53	3-4	4-2-1	14-45 L	11/15/81	1-9	8-2	13-38 L	11/10/02	4-4	6-2	35-13 W
11/21/65	8-1	3-6	34-24 W	10/30/83	4-4	4-4	22-21 W	11/26/06	9-1	5-5	45-21 W
9/24/67	1-0	1-0	38-6 W	10/14/84	2-4	2-4	7-16 L	11/7/10	5-2	4-3	24-26 L
10/13/69	1-2	1-2	24-20 W	9/30/90	0-3	1-2	24-23 W	9/15/14	0-1	1-0	27-30 L
12/6/70	8-2-1	2-8-1	29-10 W	12/19/93	4-9	5-8	10-20 L	9/23/18	1-1	1-1	16-20 L
9/29/74	0-2	1-1	10-30 L	12/5/96	7-6	8-5	37-10 W	11/20/22	4-5-1	8-1	16-17 L
10/1/78	1-3	2-2	14-17 L	11/21/99	7-2	3-7	44-17 W				

STADIUMS: Memorial 3-1 Hoosier/RCA 2-1 Lucas Oil 0-2 Connie Mack 0-1 Franklin Field 1-0
 Veterans 4-3 Lincoln Financial 0-2

COLTS vs. PITTSBURGH Regular Season: 7-21 Home: 5-8 Away: 2-13 Playoffs: 0-5
Points-Allowed: 577-846 Home: 277-318 Away: 300-528 Colts Longest Series Streaks: Won 2, Lost 8

DATE	RECORDS COLTS	OP	RESULTS	DATE	RECORDS COLTS	OP	RESULTS	DATE	RECORDS COLTS	OP	RESULTS
11/3/57	3-2	3-2	13-19 L	9/8/85	0-0	0-0	3-45 L	1/15/06	14-2	12-5	18-21 L
9/28/68	2-0	0-2	41-7 W	10/18/87	2-2	2-2	7-21 L	11/9/08	4-4	6-2	24-20 W
10/31/71	4-2	3-5	34-21 W	10/6/91	0-5	2-2	3-21 L	9/25/11	0-2	1-1	20-23 L
9/15/74	0-0	0-0	0-30 L	10/22/92	4-6	7-3	14-30 L	10/26/14	5-2	4-3	34-51 L
12/27/75	10-4	12-2	10-28 L	9/18/94	1-1	1-1	21-31 L	12/6/15	6-5	6-5	10-45 L
12/19/76	11-3	10-4	14-40 L	11/14/96	10-7	12-5	16-20 L	11/24/16	5-5	5-5	7-28 L
10/30/77	5-1	4-2	31-21 W	12/29/96	9-7	10-6	14-42 L	11/12/17	3-6	6-2	17-20 L
12/9/78	5-9	12-2	13-35 L	10/12/97	0-5	3-2	22-24 L	11/3/19	5-2	3-4	24-26 L
9/23/79	0-3	3-0	13-17 L	10/21/02	4-1	2-3	10-28 L	12/27/20	10-4	11-3	24-28 L
9/14/80	1-0	1-0	17-20 L	11/28/05	10-0	7-3	26-7 W	11/28/22	4-6-1	3-7	17-24 L
11/13/83	6-4	8-2	13-24 L	10/21/05	4-1	2-3	10-28 L	12/16/23	7-6	7-6	30-13 W
10/21/84	2-5	4-3	17-16 W				26-7 W				

STADIUMS: Memorial 2-4 Hoosier/RCA 2-2 Lucas Oil 1-4 Pitt 1-0 Three Rivers 0-11 Heinz 1-5



RECORDS

COLTS vs. SAN FRANCISCO Regular Season: 27-18 Home: 15-7 Away: 12-11

Points-Allowed: 1073-884 Home: 559-428 Away: 514-456 Colts Longest Series Streaks: Won 13, Lost 5

DATE	RECORDS		RESULTS	DATE	RECORDS		RESULTS	DATE	RECORDS		RESULTS
	COLTS	OP			COLTS	OP			COLTS	OP	
11/29/53	3-6	6-3	21-38 L	12/18/60	6-5	6-5	10-34 L	9/15/68	0-0	0-0	27-10 W
12/13/53	3-8	8-3	14-45 L	12/3/61	6-5	6-4-1	20-17 W	10/13/68	4-0	2-2	42-14 W
11/28/54	1-8	5-3-1	17-13 W	12/16/61	7-6	7-5-1	27-24 W	10/26/69	3-2	0-4-1	21-24 L
12/11/54	3-8	6-4-1	7-10 L	10/7/62	2-1	1-2	13-21 L	11/16/69	5-3	1-6-1	17-20 L
11/27/55	4-4-1	3-6	26-14 W	11/4/62	3-4	3-4	22-3 W	11/12/72	2-6	3-4-1	21-24 L
12/11/55	5-5-1	3-8	24-35 L	9/22/63	0-1	0-1	20-14 W	10/5/86	0-4	3-1	14-35 L
12/2/56	4-4	2-6-1	17-20 L	10/13/63	1-3	0-4	20-3 W	9/10/89	0-0	0-0	24-30 L
12/16/56	4-6	4-6-1	17-30 L	11/1/64	6-1	2-5	37-7 W	10/15/95	3-2	4-1	18-17 W
11/24/57	5-3	5-3	27-21 W	11/29/64	10-1	3-8	14-3 W	10/18/98	1-5	4-1	31-34 L
12/8/57	7-3	6-4	13-17 L	10/3/65	1-1	2-0	27-24 W	11/25/01	4-5	7-2	21-40 L
11/30/58	8-1	4-5	35-27 W	10/31/65	5-1	3-3	34-28 W	10/9/05	4-0	1-3	28-3 W
12/14/58	9-2	5-6	12-21 L	9/25/66	1-1	0-0-1	36-14 W	11/1/09	6-0	3-3	18-14 W
11/22/59	5-3	6-2	45-14 W	12/18/66	8-5	6-5-2	30-14 W	9/22/13	1-1	1-1	27-7 W
12/5/59	7-3	7-3	34-14 W	10/1/67	2-0	2-0	41-7 W	10/8/17	2-3	0-5	26-23 W*
11/27/60	6-2	4-4	22-30 L	11/26/67	8-0-2	5-5	26-9 W	10/24/21	2-4	2-3	30-18 W

Sweeps: Colts (8): 1959,61,63,68 49ers (4): 1953,56,60,69 Splits (5): 1954,55,57,58,62
 STADIUMS: Memorial 12-5 Hoosier/RCA 1-2 Lucas Oil 2-0 Kezar 9-8 Candlestick/3COM/Monster Park/Levi's 3-3

COLTS vs. SEATTLE Regular Season: 7-6 Home: 3-2 Away: 4-4

Points-Allowed: 275-322 Home: 104-119 Away: 171-203 Colts Longest Series Streaks: Won 2, Lost 2

DATE	RECORDS		RESULTS	DATE	RECORDS		RESULTS	DATE	RECORDS		RESULTS
	COLTS	OP			COLTS	OP			COLTS	OP	
9/18/77	0-0	0-0	29-14 W	9/14/97	0-2	0-2	3-31 L	10/6/13	1-1	4-0	34-28 W
11/27/78	4-6	5-5	17-14 W	12/20/98	3-11	7-7	23-27 L	10/1/17	3-2	1-2	18-46 L
9/29/91	0-4	1-3	3-31 L	10/15/00	3-2	2-4	37-24 W	9/12/21	0-0	0-0	16-28 L
12/4/94	5-7	5-7	31-19 W	12/24/05	13-1	12-2	18-28 L				
10/2/94	1-3	3-1	17-15 W	10/4/09	3-0	1-2	34-17 W				

Sweeps: Colts (1): 1994
 STADIUMS: Hoosier/RCA 2-1 Lucas Oil 2-1 Kingdome 3-2 Husky Stadium 1-0 Qwest/CenturyLink Field 0-2

COLTS vs. TAMPA BAY Regular Season: 9-7 Home: 6-3 Away: 3-4

Points-Allowed: 429-373 Home: 271-198 Away: 158-175 Colts Longest Series Streaks: Won 3, Lost 2

DATE	RECORDS		RESULTS	DATE	RECORDS		RESULTS	DATE	RECORDS		RESULTS
	COLTS	OP			COLTS	OP			COLTS	OP	
10/3/76	2-1	0-3	42-17 W	10/4/92	1-2	3-1	24-14 W	11/29/15	5-5	5-5	25-12 W
9/9/79	0-1	1-0	26-29 L*	9/11/94	1-0	0-1	10-24 L	12/8/19	6-6	5-7	35-38 L
12/15/85	3-11	2-12	31-23 W	11/2/97	0-8	5-3	28-31 L	11/28/21	6-5	7-3	31-38 L
12/27/87	8-6	4-10	24-6 W	10/6/03	4-0	2-1	38-35 W	11/26/23	5-5	4-6	27-20 W
10/16/88	1-5	2-4	35-31 W	10/7/07	4-0	8-1	33-14 W				
12/22/91	1-14	2-13	3-17 L	10/3/11	0-3	2-1	17-24 L				

STADIUMS: Memorial 1-1 Hoosier/RCA 3-1 Lucas Oil 2-1 Tampa 2-2 Raymond James 1-2

COLTS vs. TENNESSEE Regular Season: 37-21 Home: 841-614

Points-Allowed: 1492-1215 Home: 841-614 Away: 651-601 Colts Longest Series Streaks: Won 11, Lost 5

DATE	RECORDS		RESULTS	DATE	RECORDS		RESULTS	DATE	RECORDS		RESULTS
	COLTS	OP			COLTS	OP			COLTS	OP	
10/11/70	2-1	2-1	24-20 W	12/5/04	8-3	4-7	51-24 W	12/28/14	10-5	2-13	27-10 W
11/4/73	2-5	0-7	27-31 L	10/2/05	3-0	1-2	31-10 W	9/27/15	0-2	1-1	35-33 W
11/1/76	6-1	4-3	38-14 W	12/4/05	1/3-16	3-8	35-3 W	1/3/16	7-8	3-12	30-24 W
10/14/79	1-5	4-2	16-28 L	10/8/06	4-0	0-4	14-13 W	10/23/16	2-4	3-3	34-26 W
9/21/80	1-1	1-1	16-21 L	12/3/06	10-1	4-7	17-20 L	11/20/16	4-5	5-5	24-17 W
12/18/83	6-9	2-13	20-10 W	9/16/07	1-0	1-0	22-20 W	10/16/17	3-3	2-3	22-36 L
9/9/84	0-1	0-1	35-21 W	12/30/07	13-2	9-6	10-16 L	11/26/17	3-7	6-4	16-20 L
12/22/85	0-11	5-10	34-16 W	10/27/08	3-5	6-0	21-31 L	11/18/18	4-5	5-4	38-10 W
11/23/86	0-11	2-9	17-31 L	12/28/08	11-4	13-2	23-0 W	12/30/18	9-6	9-6	33-17 W
11/23/87	5-5	6-4	51-27 W	10/1/09	4-0	0-4	31-9 W	9/15/19	0-1	1-0	19-17 W
9/4/88	0-0	0-0	14-17 L*	12/6/09	11-0	5-6	27-17 W	12/1/19	6-5	6-5	17-31 L
9/23/90	0-2	0-2	10-24 L	12/8/10	6-6	5-7	30-28 W	11/12/20	5-3	6-2	34-17 W
9/13/92	1-0	0-1	10-20 L	1/2/11	9-6	6-9	23-20 W	11/29/20	7-3	7-3	26-45 L
9/4/94	0-0	0-0	45-21 W	10/30/11	0-7	3-3	10-27 L	9/26/21	0-2	1-1	16-25 L
1/16/00	13-3	14-3	16-19 L	12/18/11	0-13	7-6	27-13 W	10/31/21	3-4	5-2	31-34 L*
11/3/02	4-3	3-4	15-23 L	10/28/12	3-3	3-4	19-13 W*	10/2/22	1-1-1	1-2	17-24 L
12/8/02	8-4	7-5	17-27 L	12/9/12	8-4	4-8	27-23 W	10/23/22	3-2-1	3-2	10-19 L
9/14/03	1-0	1-0	33-7 W	11/14/13	6-3	4-5	30-27 W	10/8/23	2-2	2-2	23-16 W
12/7/03	9-3	9-3	29-27 W	12/1/13	7-4	5-6	22-14 W	12/3/23	6-5	4-7	31-28 W*
9/19/04	0-1	1-0	31-17 W	9/28/14	1-2	1-2	41-17 W				

Sweeps: Colts (12): 2003,04,05,09,10,12,13-16,18,23 Titans (4): 2002,17,21,22 Splits (6): 2006,07,08,11,19,20
 STADIUMS: Memorial 2-2 Hoosier/RCA 7-5 Lucas Oil 11-5 Astrodome 2-3 Coliseum/LP/Nissan 15-7
 OILERS: Houston 1960-96
 TITANS: 1999-present



RECORDS

COLTS vs. WASHINGTON

Points-Allowed: 817-628

Regular Season: 21-11

Home: 496-334

Home: 14-4

Away: 321-294

Away: 7-7

Colts Longest Series Streaks: Won 9, Lost 3

DATE	RECORDS		RESULTS	DATE	RECORDS		RESULTS	DATE	RECORDS		RESULTS
	COLTS	OP			COLTS	OP			COLTS	OP	
10/25/53	2-2	2-1-1	27-17 W	12/13/64	11-2	6-7	45-17 W	11/7/93	3-4	1-6	24-30 L
10/31/54	1-4	0-5	21-24 L	10/17/65	3-1	0-4	38-7 W	10/23/94	3-4	1-6	27-41 L
10/23/55	3-1	2-2	13-14 L	11/6/66	5-2	5-3	37-10 W	10/27/96	5-2	6-1	16-31 L
12/23/56	4-7	6-5	19-17 W	10/29/67	4-0-2	2-2-2	17-13 W	12/19/99	11-2	8-5	24-21 W
11/10/57	3-3	2-4	21-17 W	11/2/69	3-3	4-1-1	41-17 W	10/27/02	4-2	2-4	21-26 L
10/26/58	4-0	2-2	35-10 W	11/18/73	2-7	6-3	14-22 L	10/22/06	5-0	2-4	36-22 W
11/8/59	4-2	2-4	24-27 L	11/7/77	6-1	4-3	10-3 W	10/17/10	3-2	3-2	27-24 W
9/25/60	0-0	0-0	20-0 W	11/6/78	3-6	7-2	21-17 W	11/30/14	7-4	3-8	49-27 W
11/26/61	5-5	0-9-1	27-6 W	12/13/81	1-13	6-8	14-38 L	9/16/18	0-1	1-0	21-9 W
12/8/62	5-7	5-5-2	34-21 W	10/7/84	2-13	3-2	7-35 L	10/30/22	3-3-1	3-4	16-17 L
12/1/63	5-6	3-8	36-20 W	12/22/90	6-8	9-5	35-28 W				

STADIUMS: Memorial 10-1	Hoosier/RCA 3-2	Lucas Oil 1-1	Griffith 1-2	D.C./RFK 4-4	FedEx 2-1
--------------------------------	-----------------	---------------	--------------	--------------	-----------

TOTAL:

Memorial Stadium
 Hoosier/RCA Dome
 Lucas Oil Stadium

HOME WON-LOSS-TIED

Opposing Sites
 Neutral Fields

WON-LOSS-TIED

RECORDS

118-89-5
 107-85-0
 78-52-0

303-226-5

253-275-3
 2-2-0

556-501-8

POINTS (COLTS-OPPONENTS)

4,927-4,223
 4,236-3,913
 3,123-2,763

12,286-10,899

10,978-12,055
 69-77

23,264-22,954

*Neutral Fields (Four Super Bowls in Orange Bowl/Dolphin/Sun Life Stadium)

GROVER STEWART

DEFENSIVE TACKLE





COLTS COMMUNITY PHILOSOPHY

The Indianapolis Colts are committed to inspiring and uniting people in our home city and state by building a healthy, inclusive and compassionate community through meaningful outreach, projects and partnerships.

Each year, the Colts – including players, coaches, cheerleaders, front office staff and others – partner with a whole host of stakeholders across Indianapolis and Indiana to address important community needs and improve the lives of our fellow Hoosiers.

PILLARS OF GIVING

- **Health & Wellness**

As a sports team, health and wellness are vital to our success. Likewise, we support community efforts that encourage healthy lifestyles, provide resources that help people care for their bodies and minds, and remove the stigma surrounding mental health. We also support all types of youth athletics, including growing youth and flag football and removing barriers to accessibility and participation.

- **Youth & Family Empowerment**

Youth and families are the building blocks of every community. As such, we strive to help strengthen and empower young people and families so they can foster positive change in their lives and communities.

- **Neighborhood & Community Improvement**

Everyone lives in a neighborhood or a community they call their own. We aim to help neighborhoods and communities, and the people who live in them, to be as safe, healthy and engaged as they can be.

- **NFL Initiatives**

The Colts continue to support NFL initiatives, including Play Football, Hispanic Heritage, Crucial Catch, Salute to Service, Inspire Change and NFL Green through volunteerism and philanthropy of ownership, players and club personnel.





COMMUNITY IMPACT

Role models on the field and in the community, the Colts seize every opportunity to influence and inspire the next generation of athletes, scholars, philanthropists and game changers.

Tuesdays are the players' only day off during the season. From hospital visits to playground builds, Community Tuesdays offer a standing appointment to give back. In 2023, 68 Colts players participated in more than 25 in-season events as they made a lasting impact on the Indianapolis community.

Uniform Blitz



Shop with a Colt



Touchdowns For Trees



Flag of Valor



Horseshoe Helpings



Habitat for Humanity Panel Build



Playground Build



Kicasso



U KICKING THE STIGMA

One in five U.S. adults – including one in four Hoosiers – suffer from some form of mental health disorder. These are our friends and neighbors who struggle every day with depression, anxiety, addiction and other illnesses that take away the quality of life for them and their loved ones.

To address this great need, the Irsay family and the Colts launched Kicking the Stigma, an initiative to raise awareness about mental health disorders and to remove the shame and stigma too often associated with these conditions and illnesses.

Kicking The Stigma's focus is two-fold: raising awareness about the prevalence of mental health disorders in our communities through our anti-stigma campaign and raising and distributing funding to nonprofits and other organizations that provide treatment, conduct research or raise awareness about mental health.

Through Kicking The Stigma Action grants, established in 2021, and personal donations by the Irsays, more than \$30 million has been committed to expanding treatment and research and raising awareness in Indiana and beyond.

The Indianapolis Colts and the Irsay Family stand together today and moving forward to "Kick the Stigma" around mental health and encourage anyone battling these illnesses to seek the help they need.





COMMUNITY



#BREAKINGBARRIERS

IT TAKES ALL OF US

Breaking Barriers is the Colts' social justice initiative to support organizations and efforts that battle systemic racism and reduce barriers to opportunity with a focus on racial equity, economic and educational mobility, community/police relations, voter education and criminal justice reform. We have a responsibility on and off-the-field – to come together and use our platform to level the playing field for others. We believe we must foster dialogue and take action to inspire positive change throughout our city, state and country. It takes all of us.

The club took several steps to advance the cause in 2023, working with local organizations to promote social justice while recognizing those who are making significant impact in our community, like the 2023 Colts Changemaker, Eric Müller of Dream Alive. Most notably, the Players Action Fund for Equality awarded a \$50,000 grant to the Domestic Violence Network to be invested in local police and community relations.





COLTS FOOTBALL DEVELOPMENT

Each season, the Colts run several programs and initiatives that support and highlight Indiana youth and high school football. Centered around the four pillars of Colts Football Development – health and safety, participation and inclusion, education and development and outreach – these programs aim to give all football programs, both flag and tackle, the opportunity to maximize their experience.

As Indiana youth and high school football programs look toward the 2024 season, the Colts Football Development Foundation aims to support these programs through several key initiatives. The Colts have committed more than \$25,000 to youth and high school football grants and will provide USA Football Youth Coaching Certifications for more than 2,500 youth coaches in 2024. The Colts are committed to growing the game of flag football throughout the state of Indiana and piloted their first Colts High School Girls Flag Football League in 2023, comprising of eight teams from Indianapolis and South Bend. For more information about the opportunities surrounding Flag Football in Indiana, visit [Colts.com/flag](https://colts.com/flag).

High School Girls Flag Football



DeForest Buckner's Colts Skills Camp



Colts High School Man of the Year



Colts Coach of the Week



Colts Unified Flag Classic



Nike Next Ones





COMMUNITY

BLUE: THE OFFICIAL MASCOT OF THE INDIANAPOLIS COLTS

Blue, the official mascot of the Indianapolis Colts, is now in his 19th season providing game day entertainment, skits and sideline antics for Colts fans. When he's not at Lucas Oil Stadium, Blue is busy posting entertaining content on his social channels across Tik-Tok, Instagram, Twitter and Facebook. He is a three-time Mascot of the Year selection and a three-time Social Media of the Year award winner, which is voted on by the league's mascots. On June 14, 2020, Blue was inducted into the Mascot Hall of Fame along with three other mascots. In 2024, Blue was awarded the 2024 Viral Moment of the Year by the league's mascots.

You can request Blue for your next event and find information about school shows, his book and more by calling 317-808-5264 or by visiting: [Colts.com/blue](https://colts.com/blue).

@BLUE

@BLUECOLTSMASCOT

@BLUE

BLUE INDIANAPOLIS COLTS MASCOT



COLTS IN MOTION IS THE OFFICIAL MOBILE EXPERIENCE OF THE INDIANAPOLIS COLTS, OFFERING FANS EXCLUSIVE OPPORTUNITIES TO INTERACT WITH THE TEAM LIKE NEVER BEFORE.

COLTS IN MOTION FEATURES:

- Experience the thrill of hitting the gameday anvil
- Take your photo with the Peyton Manning replica statue
- Witness memorabilia from past and present Colts greats
- "Which Colts player do you have the most in common with?" interactive quiz
- Giveaways, photo opportunities, and more!

TO REQUEST COLTS IN MOTION FOR YOUR NEXT EVENT, VISIT: [COLTS.COM/CIM](https://colts.com/cim).



2024 INDIANAPOLIS COLTS CHEERLEADERS

Colts Cheer will be celebrating its 41st season in Indianapolis in 2024. The squad, which debuted in Baltimore in 1954, is the longest running tenured cheer program in the NFL. The Colts Cheerleaders launched The Next Chapter initiative in 2018, and through a renewed focus on highlighting the athleticism, talent and character of our athlete-performers, The Next Chapter includes a professional development program, expanded community service experiences, a new uniform and an expanded Junior Cheer program. This approach is designed to elevate the Colts Cheerleaders as one of the top cheer and dance squads in the NFL by redefining what it means to be a cheerleader and an athlete-performer.



In addition to performing for more than 63,000 fans in Lucas Oil Stadium at every home game, the cheerleaders serve the community in numerous ways. In 2023, squad members logged more than 300 hours at community and corporate appearances, and in 2018 they launched the NFL's first Community Impact Challenge led by a professional cheerleading team. The squad also has traveled to military bases around the world. Squad members have traveled to Alaska, Australia, Cuba, Diego Garcia, El Salvador, Honduras,



Germany, Greenland, Japan and Korea entertaining our service men and women.

The Colts Cheerleaders also commit themselves to being positive role models. The Junior and Preschool Colts Cheer programs currently consist of more than 600 kids ages 3-14. The Junior Cheerleaders are instructed on basic fundamentals of dance and discuss confidence, responsibility, positive self-esteem and teamwork. They also have the opportunity to perform at various charitable events and on select game days at Lucas Oil Stadium. In addition to the Junior Cheer Program, the Colts Cheerleaders have had the amazing opportunity to work with Down Syndrome Indiana, serving the down syndrome and special needs community through dance.

The Colts Cheerleading program offers cheerleaders the opportunity to network with friends while continuing their passion for dance and performing. In addition, the program offers the chance to serve in numerous capacities across the state, travel outside of the country and grow in their personal lives. The Colts Cheerleaders aim to entertain, inspire and unite our fans, our community and the next generation of cheerleaders.





INDIANAPOLIS COLTS RADIO NETWORK



97.1 HANK FM

Colts fans will have the chance to listen to games from play-by-play voice Matt Taylor, color analyst Rick Venturi and sideline correspondent Larra Overton in 2024. The Colts radio broadcast team will be featured on flagship stations WFNI (93.5 FM and 107.5 FM), WLHK (97.1 HANK FM) and 41 stations on the Colts Radio Network, which blankets the state of Indiana and reaches into eastern Illinois, southern Michigan, northern Kentucky and western Ohio.

The nine-hour game day broadcast includes a pregame show that features a segment with Colts Head Coach Shane Steichen, player interviews and a preview of the upcoming contest. A postgame show follows the conclusion of the game with sound from Steichen and key players and a call-in show with fans.

For more information on the Colts Radio Network, visit: colts.com.



MATT TAYLOR

Voice of the Colts



RICK VENTURI

Color Analyst



LARRA OVERTON

Sideline Correspondent

INDIANAPOLIS COLTS RADIO AFFILIATES

Station	Frequency	City
WAWK	94.3 FM	AUBURN
WBIW	1340 AM	BEDFORD
WZBD	92.7 FM	BERNE
WGCL	1370 AM/ 98.7 FM	BLOOMINGTON
WRZQ	107.3 FM	COLUMBUS
WIMC	103.9 FM	CRAWFORDSVILLE
WDAN	1490 AM	DANVILLE, IL
WIBN	98.1 FM	EARL PARK
WABX	107.5 FM	EVANSVILLE
WKJG	1380 AM	FT. WAYNE
WKJG	101.9 FM	FT. WAYNE
WTRE	1330 AM	GREENSBURG
WREB	94.3 FM	GREENCASTLE
WMXQ	93.5 FM	HARTFORD CITY
WFNI	107.5 FM	INDIANAPOLIS
WFNI	93.5 FM	INDIANAPOLIS
WLHK	97.1 FM	INDIANAPOLIS
WXVW	1450 AM	JEFFERSONVILLE
WAWK	1140 AM/ 95.5 FM	KENDALLVILLE
WKHY	93.5 FM	LAFAYETTE
WRZR	94.5 FM	LOOGOOTE
WHBE	680 AM	LOUISVILLE
	105.7 FM	LOUISVILLE
WORX	96.7 FM	MADISON
WMRI	860 AM	MARION
WEFM	95.9 FM	MICHIGAN CITY
WMUN	92.5 FM/ 1340 AM	MUNCIE
WVVR	98.5 FM	PARIS, IL (TERRE HAUTE)
WMYK	98.5 FM	PERU/KOKOMO
WPGW	1440 AM	PORTLAND
WQLK	96.1 FM	RICHMOND
WROI	92.1 FM	ROCHESTER
WSLM	97.9 FM	SALEM
WAXL	103.3 FM	SANTA CLAUSE
WQLQ	96.1 FM	SOUTH BEND
WZDM	92.1 FM	VINCENNES
WJOT	105.9 FM/ 1510 AM	WABASH
WRSW	1480 AM/ 99.7 FM	WARSAW
WWBL	106.5 FM	WASHINGTON