



**BOLT UP**  
los angeles chargers football



**BYE  
RELEASE**

# GAME RELEASE

213.719.6600 | Chargers.com | @Chargers



Josh.Rupprecht@Chargers.NFL.com | Jennifer.Rojas@Chargers.NFL.com

Lauren.Georgeson@Chargers.NFL.com | Brock.Anderson@Chargers.NFL.com

Leonie.Strehl@Chargers.NFL.com | Ricky.Martinez@Chargers.NFL.com

## BOLTS ENTER THE BYE AT 2-2

The Los Angeles Chargers enter the bye week at 2-2, marking the second-straight season the Bolts have the open date in Week 5. It's the fourth time the Chargers have the bye in Week five since it was re-instituted in 1990. As a team, Los Angeles has a plus-five turnover differential, tying for the second-best in the NFL.

Over the first four weeks of the 2024 season, the Bolts defense is among the NFL's best, leading all defensive units in scoring defense (12.5 points per game) and ranking No. 4 in rushing defense (94.0 yards per game). Los Angeles also ranks No. 2 in red zone defense (28.6 pct.) and defensive three-and-out rate (33.3 pct.).

The defense features three players with multiple sacks — outside linebacker **Khalil Mack** (2.5), outside linebacker **Joey Bosa** (2.0) and outside linebacker **Bud Dupree** (2.0). Mack's four quarterback hits are a team high and has added a pair of pass breakups this year. Four Bolts defenders have interceptions — Dupree, defensive lineman **Poona Ford**, cornerback **Kristian Fulton** and defensive back **Elijah Molden**. In Week 1, Ford became the first interior defensive lineman since the 2011 season with a tackle for loss, an interception and multiple passes defensed in a single game.

Offensively, quarterback **Justin Herbert** has thrown for 578 yards and five touchdowns, registering a 96.3 passer rating and completing 64.8 percent of his passes (59-of-91). Second year wide receiver **Quentin Johnston** leads the team with a career-best three receiving touchdowns and 142 yards on 11 catches (12.9 avg.). Meanwhile, rookie wide receiver **Ladd McConkey** sports team highs in receptions (15) and receiving yards (176), while also hauling in the other two touchdown passes from Herbert. McConkey's 15 catches are the most by any Chargers rookie ever within the first four games of a season.

On the ground, the Bolts are led by running back **J.K. Dobbins**, who paces the team with 56 carries for 342 yards (6.1 avg.) and two touchdowns, adding 10 catches for 44 yards (4.4 avg.) to total 386 yards from scrimmage this season. Dobbins' 342 rushing yards rank sixth in the league, while his 6.1-yard rushing average is an NFL-high among players with at least 20 carries this season. In the season opener, Dobbins ran for 135 yards and a score on 10 attempts (13.5 avg.), the best rushing average on Kickoff Weekend in NFL history by a player with at least 10 rushing attempts. A week later, he ran for 131 yards and another score, becoming the first player in over 25 years to begin a season with back-to-back games with 130 rushing yards and a rushing touchdown.

Los Angeles will return from the bye to head on the road back-to-back weeks, first in Denver in Week 6 and at Arizona on *Monday Night Football* in Week 7. Kickoff in the Mile High City is at 1:05 p.m. PT from Empower Field at Mile High.

## BY THE NUMBERS

**12.5** The Los Angeles defense is the NFL's top-ranked unit so far this season in scoring defense, allowing an average of 12.5 points per game. It's the lowest points per game given up by the Bolts through the first four weeks of a season since 2006 (team allowed 7.7 points per game in first four weeks).

**6.1** RB J.K. Dobbins's rushing average of 6.1 yards per attempt this season leads the NFL among players with at least 20 carries.

**1,672** QB Justin Herbert has 59 completions this season, giving him 1,672 for his career, which are the third-most by any player through the first five seasons of a career and rank fourth by a passer before turning 27-years-old.

## 2024 CHARGERS SCHEDULE

### PRESEASON (1-2)

Wk	Date	Opponent	TV	Result
1	Sat., Aug. 10	SEATTLE	CBS LA	L, 16-3
2	Sat., Aug. 17	L.A. RAMS	CBS LA	L, 13-9
3	Sat., Aug. 24	at Dallas	CBS LA	W, 26-19

### REGULAR SEASON (2-2)

Wk	Date	Opponent	TV	Time*/Res.
1	Sun., Sept. 8	LAS VEGAS	CBS	W, 22-10
2	Sun., Sept. 15	at Carolina	CBS	W, 26-3
3	Sun., Sept. 22	at Pittsburgh	CBS	L, 20-10
4	Sun., Sept. 29	KANSAS CITY	CBS	L, 17-10
5	—	BYE	—	—
6	Sun., Oct. 13	at Denver	CBS	1:05 p.m.
7	Mon., Oct. 21	at Arizona	ESPN+	6:00 p.m.
8	Sun., Oct. 27	NEW ORLEANS	FOX	1:05 p.m.
9	Sun., Nov. 3	at Cleveland	CBS	10:00 a.m.
10	Sun., Nov. 10	TENNESSEE	FOX	1:05 p.m.
11	Sun., Nov. 17	CINCINNATI	CBS	1:25 p.m.
12	Mon., Nov. 25	BALTIMORE	ESPN	5:15 p.m.
13	Sun., Dec. 1	at Atlanta	CBS	10:00 a.m.
14	Sun., Dec. 8	at Kansas City	NBC	5:20 p.m.
15	Sun., Dec. 15	TAMPA BAY	FOX	1:25 p.m.
16	Sun., Dec. 22	DENVER	FOX	1:05 p.m.
17	TBD	at New England	TBD	TBD
18	TBD	at Las Vegas	TBD	TBD

\*All Times Pacific  
HOME GAMES IN CAPS

## 2024 AFC WEST STANDINGS

Team	W	L	T	Pct.	PF	PA
Kansas City	4	0	0	1.000	92	72
<b>L.A. Chargers</b>	<b>2</b>	<b>2</b>	<b>0</b>	<b>.500</b>	<b>68</b>	<b>50</b>
Denver	2	2	0	.500	62	55
Las Vegas	2	2	0	.500	78	97

## RELEASE INDEX

Content	Page	Content	Page
The 2024 Schedule . . . . .	2	Joey Bosa Notes . . . . .	21
Bolts at the Break . . . . .	3	Cameron Dicker Notes . . . . .	23
Assistant Coaches . . . . .	4	Other Player Notes . . . . .	24
Team Notes . . . . .	5	2024 Stats . . . . .	25
Justin Herbert Notes . . . . .	7	Game Summaries . . . . .	27
J.K. Dobbins Notes . . . . .	15	Rosters & Transactions . . . . .	29
Derwin James Jr. Notes . . . . .	16	Media Information . . . . .	37
Khalil Mack Notes . . . . .	18		



# BREAKING DOWN THE 2024 SCHEDULE

SERIES BREAKDOWN	2024 RECORD	NOTES
 <p><b>ALL-TIME:</b> 59-68-2  <b>HOME:</b> 31-33-1  <b>AWAY:</b> 28-35-1  <b>LAST:</b> W, 22-10 — 2024 vs. Raiders</p>	<p><b>OVERALL:</b> 2-2-0  <b>HOME:</b> 1-1-0  <b>AWAY:</b> 1-1-0  <b>STANDING:</b> 4th AFC West</p>	<p>The Chargers have won 15 of the past 21 home contests against the Raiders and defeated the Raiders in 12 of the last 20 road games. Los Angeles beat the Raiders at SoFi Stadium last season behind Khalil Mack's single-game franchise-record six sacks.</p>
 <p><b>ALL-TIME:</b> 2-6-0  <b>HOME:</b> 0-4-0  <b>AWAY:</b> 2-2-0  <b>LAST:</b> W, 26-3 — 2024 at Panthers</p>	<p><b>OVERALL:</b> 1-3-0  <b>HOME:</b> 0-2-0  <b>AWAY:</b> 1-1-0  <b>STANDING:</b> 4th NFC South</p>	<p>Los Angeles heads to Carolina to play the Panthers for just the fourth time in history and first since 2016. In the last matchup, a home game against Carolina in 2020, Justin Herbert made his second career start and threw for 330 yards, becoming the third player in NFL history to top 300 passing yards in each of his first two career starts.</p>
 <p><b>ALL-TIME:</b> 9-24-0  <b>HOME:</b> 7-9-0  <b>AWAY:</b> 2-15-0  <b>LAST:</b> L, 20-10 — 2024 at Steelers</p>	<p><b>OVERALL:</b> 3-1-0  <b>HOME:</b> 1-0-0  <b>AWAY:</b> 2-1-0  <b>STANDING:</b> 1st AFC North</p>	<p>The Bolts have won three of the last five bouts in the series, including the 2021 <i>Sunday Night Football</i> come-from-behind victory at home by four points where Justin Herbert become the first player in NFL history to throw for 350 yards and run for 90 in the same game.</p>
 <p><b>ALL-TIME:</b> 57-70-1  <b>HOME:</b> 31-32-1  <b>AWAY:</b> 26-38-0  <b>LAST:</b> L, 17-10 — 2024 vs. Chiefs</p>	<p><b>OVERALL:</b> 4-0-0  <b>HOME:</b> 2-0-0  <b>AWAY:</b> 2-0-0  <b>STANDING:</b> 1st AFC West</p>	<p>The Chargers have an all-time regular-season home record against the Chiefs of 31-31-1, with the last five matchups being decided by one score. The Chargers have won two of the last four road games against the Chiefs, including back-to-back wins in 2020 and 2021.</p>
 <p><b>ALL-TIME:</b> 55-72-1  <b>HOME:</b> 37-27-0  <b>AWAY:</b> 18-45-1  <b>LAST:</b> L, 16-9 — 2023 at Broncos</p>	<p><b>OVERALL:</b> 2-2-0  <b>HOME:</b> 0-1-0  <b>AWAY:</b> 2-1-0  <b>STANDING:</b> 3rd AFC West</p>	<p>The Bolts hold a 37-27 regular-season home record against the Broncos. In the 2022 home game on <i>Monday Night Football</i>, Los Angeles beat Denver in overtime, 19-16. 11 of the last 14 matchups in the Mile High City have been decided by one score, including six of them by less than seven points.</p>
 <p><b>ALL-TIME:</b> 11-4-0  <b>HOME:</b> 7-1-0  <b>AWAY:</b> 4-3-0  <b>LAST:</b> W, 25-24 — 2022 at Cardinals</p>	<p><b>OVERALL:</b> 1-3-0  <b>HOME:</b> 1-2-0  <b>AWAY:</b> 0-1-0  <b>STANDING:</b> 3rd NFC West</p>	<p>The Chargers hold a 11-4 (.733) all-time advantage against Arizona. Los Angeles has won five of the last six games, including a 25-24 come-from-behind victory in 2022. The Week 7 matchup marks the third-ever Monday night contest between the teams and the first since 2014.</p>
 <p><b>ALL-TIME:</b> 7-6-0  <b>HOME:</b> 3-3-0  <b>AWAY:</b> 4-3-0  <b>LAST:</b> L, 30-27 (OT) — 2020 at Saints</p>	<p><b>OVERALL:</b> 2-2-0  <b>HOME:</b> 1-1-0  <b>AWAY:</b> 1-1-0  <b>STANDING:</b> 3rd NFC South</p>	<p>The Chargers face the Saints for the 14th time in history, boasting a 7-6 all-time advantage. Typically high-scoring affairs, Los Angeles has eclipsed 25 points in five of the last six games. The late October matchup is the first home game for the Chargers between the teams since 2016.</p>
 <p><b>ALL-TIME:</b> 19-9-1  <b>HOME:</b> 9-4-0  <b>AWAY:</b> 10-5-1  <b>LAST:</b> W, 30-28 — 2022 at Browns</p>	<p><b>OVERALL:</b> 1-3-0  <b>HOME:</b> 0-2-0  <b>AWAY:</b> 1-1-0  <b>STANDING:</b> 3rd AFC North</p>	<p>Winners of 14 of the last 18 matchups with Cleveland, the Chargers hold a 19-9-1 advantage in the regular-season series against the Browns. Los Angeles won the last matchup in Cleveland in 2022, 30-28, and is undefeated in all 14 games in the series when scoring 25 points.</p>
 <p><b>ALL-TIME:</b> 28-16-1  <b>HOME:</b> 19-3-1  <b>AWAY:</b> 9-13-0  <b>LAST:</b> L, 27-24 (OT) — 2023 at Titans</p>	<p><b>OVERALL:</b> 1-3-0  <b>HOME:</b> 0-2-0  <b>AWAY:</b> 1-1-0  <b>STANDING:</b> 3rd AFC South</p>	<p>The Chargers are 28-16-1 (0.636) against the former AFL West rival. Los Angeles has won 11 of the past 14 games overall, eight straight as the home team. In the eight-straight home wins, the Bolts average 30.8 points and 401.3 net yards per game.</p>
 <p><b>ALL-TIME:</b> 22-14-0  <b>HOME:</b> 11-7-0  <b>AWAY:</b> 11-7-0  <b>LAST:</b> W, 41-22 — 2021 at Bengals</p>	<p><b>OVERALL:</b> 1-3-0  <b>HOME:</b> 0-2-0  <b>AWAY:</b> 1-1-0  <b>STANDING:</b> 4th AFC North</p>	<p>The game will be the first home matchup for the Chargers against the Bengals since a 26-21 victory in 2018. The Bolts have won three-straight games against Cincinnati, including a 19-point victory in 2021 that saw Justin Herbert throw for 317 yards and three touchdowns, registering a 118.4 passer rating.</p>
 <p><b>ALL-TIME:</b> 5-9-0  <b>HOME:</b> 4-5-0  <b>AWAY:</b> 1-4-0  <b>LAST:</b> L, 20-10 — 2023 vs. Ravens</p>	<p><b>OVERALL:</b> 2-2-0  <b>HOME:</b> 1-1-0  <b>AWAY:</b> 1-1-0  <b>STANDING:</b> 2nd AFC North</p>	<p>The Chargers host the Ravens for the second-straight season, this time featuring brothers at the helm — Los Angeles Head Coach Jim Harbaugh and Baltimore Head Coach John Harbaugh. Last year, the Chargers and Ravens were also on primetime, squaring off on <i>Sunday Night Football</i>.</p>
 <p><b>ALL-TIME:</b> 4-8-0  <b>HOME:</b> 1-6-0  <b>AWAY:</b> 3-2-0  <b>LAST:</b> W, 20-17 — 2022 at Falcons</p>	<p><b>OVERALL:</b> 2-2-0  <b>HOME:</b> 1-2-0  <b>AWAY:</b> 1-0-0  <b>STANDING:</b> 2nd NFC South</p>	<p>The Bolts have won each of the past three matchups against Atlanta by three points, including one in 2022 that saw Cameron Dicker make a game-winning kick as time expired, earning him AFC Special Teams Player of the Week honors. Nine of the 12 games in series history were decided by one score.</p>
 <p><b>ALL-TIME:</b> 8-4-0  <b>HOME:</b> 3-2-0  <b>AWAY:</b> 5-2-0  <b>LAST:</b> L, 38-31 — 2020 at Buccaneers</p>	<p><b>OVERALL:</b> 3-1-0  <b>HOME:</b> 2-1-0  <b>AWAY:</b> 1-0-0  <b>STANDING:</b> 1st NFC South</p>	<p>With a regular-season record of 8-4 (.667) against the Buccaneers, the Bolts host Tampa Bay for the first time since 2016. Four of the past six games between the teams have been decided by one score. In the all-time series, the Chargers are 5-1 when scoring 25-plus points.</p>
 <p><b>ALL-TIME:</b> 15-24-2  <b>HOME:</b> 6-12-1  <b>AWAY:</b> 10-12-1  <b>LAST:</b> W, 6-0 — 2023 at Patriots</p>	<p><b>OVERALL:</b> 1-3-0  <b>HOME:</b> 0-1-0  <b>AWAY:</b> 1-2-0  <b>STANDING:</b> 4th AFC East</p>	<p>Los Angeles heads to New England for second-straight season, winning 6-0 last year for the team's first shutout since 2017. The Patriots hold a 24-15-2 advantage in the all-time series, with five of the last seven matchups having been decided by less than 10 points.</p>

# BOLTS AT THE BREAK

## TEAM RANKINGS

**2-2**  
**2nd (AFC West)**

### OFFENSE

Category	Figure	Ranking
Points Per Game	17.0	26th
Net Yds. Per Game	263.7	28th
Net Rush. Yds. Per Game	127.8	11th
Net Pass. Yds. Per Game	136.0	31st
Scrimmage Yds. Per Play	4.9	23rd
Opp. INT/Return Yds.	1/0	T-2nd
Sacks Allowed/Yds.	9/58	T-12th
Fumbles/Lost	5/1	T-8th
Third Down Pct.	36.4%	20th
Red Zone TD Pct.	44.4%	25th
Time of Possession Avg.	30:24	16th
Giveaways	2	T-2nd

### DEFENSE (NFL RANK)

Category	Figure	Ranking
Points Per Game	12.5	1st
Net Yds. Per Game	282.5	7th
Net Rush. Yds. Per Game	94.0	5th
Net Pass. Yds. Per Game	188.5	12th
Scrimmage Yds. Per Play	5.0	8th
INT/ Return Yds.	4/35	T-5th
Sacks/Yds.	11/77	T-13th
Opp. Fumbles/Lost	3/3	T-8th
Third Down Pct.	39.3%	20th
Red Zone TD Pct.	28.6%	T-2nd
Takeaways	7	T-5th

**TURNOVER MARGIN** ..... **+5** ..... **T-2nd**

### SPECIAL TEAMS (NFL RANK)

Category	Figure	Ranking
Punts-Avg. Yds. (Gross)	49.1	12th
Punts-Avg. Yds. (Net)	43.2	12th
Punt Returns-Avg. Per	10.5	12th
Punt Returns-Avg. Per Allowed	9.5	T-18th
KO Returns-Avg. Per	21.3	29th
KO Returns-Avg. Per Allowed	27.3	24th
FG Made/Attempted	7/8	T-14th

### PENALTIES (NFL RANK)

Category	Figure	Ranking
Penalties Against/Yds.	26/185	T-17th

## INDIVIDUAL LEADERS

### PASSING YARDS

QB Justin Herbert	578
QB Taylor Heinicke	24

### RUSHING YARDS

RB J.K. Dobbins	342
RB Gus Edwards	113
QB Justin Herbert	24
WR Derius Davis	17

### RECEIVING YARDS

WR Ladd McConkey	176
WR Quentin Johnston	142
RB J.K. Dobbins	44
TE Will Dissly	85

### POINTS SCORED

K Cameron Dicker	26
WR Quentin Johnston	18
RB J.K. Dobbins	12
WR Ladd McConkey	12

### INTERCEPTIONS

CB Kristian Fulton	1
DL Poona Ford	1
DB Elijah Molden	1
OLB Bud Dupree	1

### SACKS

OLB Khalil Mack	2.5
OLB Joey Bosa	2.0
OLB Bud Dupree	2.0
Two Others	1.0

### TACKLES (SOLO)

LB Daiyan Henley	33 (22)
LB Denzel Perryman	30 (22)
S Derwin James Jr.	21 (15)
DB Elijah Molden	17 (9)

### KICKOFF RETURNS (AVG.)

WR Derius Davis	4 (21.3)
-----------------	----------

### PUNT RETURNS (AVG.); FC

WR Derius Davis	3 (9.7); 10
-----------------	-------------

### FIELD GOALS

K Cameron Dicker	7/8 (87.5%)
------------------	-------------

### PUNTS (GROSS/NET AVG.)

P JK Scott	23 (49.1/43.0)
------------	----------------

\*Player no longer with team.

# ASSISTANT COACHES



## RYAN FICKEN

**SPECIAL TEAMS COORDINATOR**

18TH NFL SEASON | 3RD SEASON WITH CHARGERS



## GREG ROMAN

**OFFENSIVE COORDINATOR**

26TH NFL SEASON | 1ST SEASON WITH CHARGERS



## NAVORRO BOWMAN

**LINEBACKERS**

9TH NFL SEASON | 1ST SEASON WITH CHARGERS



## JEFF CARPENTER

**OFFENSIVE QUALITY CONTROL/WIDE RECEIVERS**

1ST NFL SEASON | 1ST SEASON WITH CHARGERS



## SHANE DAY

**QUARTERBACKS**

16TH NFL SEASON | 3RD SEASON WITH CHARGERS



## MIKE ELSTON

**DEFENSIVE LINE**

1ST NFL SEASON | 1ST SEASON WITH CHARGERS



## CHRIS GOULD

**ASSISTANT SPECIAL TEAMS**

10TH NFL SEASON | 3RD SEASON WITH CHARGERS



## MIKE HIESTAND

**DEFENSIVE ASSISTANT**

6TH NFL SEASON | 3RD SEASON WITH CHARGERS



## KIEL McDONALD

**RUNNING BACKS**

1ST NFL SEASON | 1ST SEASON WITH CHARGERS



## ROBERT MUSCHAMP

**DEFENSIVE QUALITY CONTROL**

2ND NFL SEASON | 2ND SEASON WITH CHARGERS



## DYLAN RONEY

**DEFENSIVE ASSISTANT**

1ST NFL SEASON | 1ST SEASON WITH CHARGERS



## MARC TRESTMAN

**SENIOR OFFENSIVE ASSISTANT**

25TH NFL SEASON | 1ST SEASON WITH CHARGERS



## JESSE MINTER

**DEFENSIVE COORDINATOR**

5TH NFL SEASON | 1ST SEASON WITH CHARGERS



## ANDY BISCHOFF

**RUN GAME COORDINATOR/TIGHT ENDS**


12TH NFL SEASON | 1ST SEASON WITH CHARGERS



## MARCUS BRADY

**PASSING GAME COORDINATOR**


7TH NFL SEASON | 1ST SEASON WITH CHARGERS



## STEVE CLINKSCALE

**DEFENSIVE BACKS**

1ST NFL SEASON | 1ST SEASON WITH CHARGERS



## MIKE DEVLIN

**OFFENSIVE LINE**

29TH NFL SEASON | 1ST SEASON WITH CHARGERS



## JONATHAN GOODWIN

**OFFENSIVE ASSISTANT/QUARTERBACKS**

14TH NFL SEASON | 1ST SEASON WITH CHARGERS



## NICK HARDWICK

**ASSISTANT OFFENSIVE LINE**

12TH NFL SEASON | 12TH SEASON WITH CHARGERS



## SANJAY LAL

**WIDE RECEIVERS**

18TH NFL SEASON | 1ST SEASON WITH CHARGERS



## RICK MINTER

**SENIOR DEFENSIVE ANALYST**


4TH NFL SEASON | 1ST SEASON WITH CHARGERS



## CHRIS O'LEARY

**SAFETIES**

1ST NFL SEASON | 1ST SEASON WITH CHARGERS



## PHIL SERCHIA

**OFFENSIVE ASSISTANT**

2ND NFL SEASON | 2ND SEASON WITH CHARGERS



## WILL TUKUAFU

**ASSISTANT DEFENSIVE LINE**

4TH NFL SEASON | 1ST SEASON WITH CHARGERS

# TEAM NOTES

## WELCOME TO L.A.



23 players on Los Angeles' active roster are new this season.

### HOW NEW CHARGERS WERE ACQUIRED

How Acquired	New Players
Draft Selections	8
Undrafted Free Agents/IPP	0
Veteran Free Agents	12
Practice Squad Signings	0
Trades	2
Waiver Claims	1
<b>Totals</b>	<b>23</b>

### NEW CHARGERS ON THE ACTIVE ROSTER

Pos.	Player	Exp.	How Acq.
T	Joe Alt	R	Draft Selection (1-5)
C	Bradley Bozeman	7	Free Agent
LB	Junior Colson	R	Draft Selection (3-69)
TE	Will Dissly	7	Free Agent
RB	J.K. Dobbins	5	UFA (Baltimore)
OLB	Bud Dupree	10	Free Agent
LB	Troy Dye	5	UFA (Minnesota)
DL	Justin Eboigbe	R	Draft Selection (4-105)
RB	Gus Edwards	7	UFA (Baltimore)
DL	Poona Ford	7	UFA (Buffalo)
CB	Kristian Fulton	5	UFA (Tennessee)
CB	Cam Hart	R	Draft Selection (5-140)
RB	Hassan Haskins	3	Waivers (Tennessee)
QB	Taylor Heinicke	7	Trade (Atlanta)
TE	Hayden Hurst	7	Free Agent
WR	Ladd McConkey	R	Draft Selection (2-34)
DB	Elijah Molden	4	Trade (Tennessee)
LB	Denzel Perryman	10	UFA (Houston)
WR	Brenden Rice	R	Draft Selection (7-225)
CB	Tarheeb Still	R	Draft Selection (5-137)
DL	Teair Tart	5	Free Agent
TE	Eric Tomlinson	8	Free Agent
RB	Kimani Vidal	R	Draft Selection (6-181)

## COACH LOCATIONS

For the 2024 season, 16 members of the Chargers coaching staff will be down on the sideline while nine others will be up in the booth. The location of each coach can be seen below:

### CHARGERS COACHES DOWN ON THE SIDELINE (16)

Name	Position
Jim Harbaugh	Head Coach
Ryan Ficken	Special Teams Coordinator
Jesse Minter	Defensive Coordinator
Andy Bischoff	Run Game Coordinator/Tight Ends
NaVorro Bowman	Linebackers
Marcus Brady	Passing Game Coordinator
Steve Clinkscale	Defensive Backs
Shane Day	Quarterbacks
Mike Devlin	Offensive Line
Mike Elston	Defensive Line
Jonathan Goodwin	Offensive Assistant/Quarterbacks
Chris Gould	Assistant Special Teams
Nick Hardwick	Assistant Offensive Line
Sanjay Lal	Wide Receivers
Kiel McDonald	Running Backs
Dylan Roney	Defensive Assistant

### CHARGERS COACHES UP IN THE BOOTH (9)

Name	Position
Greg Roman	Offensive Coordinator
Jeff Carpenter	Offensive Quality Control/Wide Receivers
Mike Hiestand	Defensive Assistant
Rick Minter	Senior Defensive Analyst
Robert Muschamp	Defensive Quality Control
Chris O'Leary	Safeties
Phil Serchia	Offensive Assistant
Marc Trestman	Senior Offensive Assistant
Will Tukuafu	Assistant Defensive Line



## TEAM NOTES

### WINNING THE TAKEAWAY BATTLE

The Chargers have recorded seven takeaways and two giveaways this season, a plus-five turnover differential that is tied for the second-best in the NFL in 2024.

#### TURNOVER DIFFERENTIAL, NFL, 2024

Rank	Team	TA	GA	Diff.
1.	Green Bay Packers	12	6	+6
2.	<b>Los Angeles Chargers</b>	<b>7</b>	<b>2</b>	<b>+5</b>
	Buffalo Bills	7	2	+5
4.	Minnesota Vikings	10	7	+3
	New Orleans Saints	8	5	+3

### BEND, DON'T BREAK

The Bolts defense opened the season among the best in the red zone. The team allowed seven red zone drives and just two touchdowns, good for a defensive red zone percentage of 28.6, tied for the second-best in the NFL through four weeks.

#### RED ZONE DEFENSE, NFL, 2024

Rank	Team	RZ Drives	RZ TDs	RZ Pct.
1.	New Orleans	9	2	22.2
2.	<b>L.A. Chargers</b>	<b>7</b>	<b>2</b>	<b>28.6</b>
	Denver	7	2	28.6
4.	N.Y. Jets	11	4	36.4
	Pittsburgh	11	4	36.4

### KEEPING OPPONENTS OFF THE BOARD

The Bolts defense has the best defensive scoring efficiency in the AFC and ranks No. 2 in the NFL, allowing scores on 22.2 percent of drive this season.

#### DEFENSIVE SCORING EFFICIENCY, NFL, 2024

Rank	Team	Drives	Scoring Drives	Sc. Eff.
1.	Minnesota	47	10	21.3
2.	<b>L.A. Chargers</b>	<b>45</b>	<b>10</b>	<b>22.2</b>
3.	Denver	48	12	25.0
4.	Pittsburgh	42	11	26.2
5.	Seattle	49	15	30.6

### A TOP DEFENSE

The Chargers rank No. 1 the NFL in scoring defense in 2024, allowing just 12.5 points per game so far this season. The Bolts rushing defense allows an average of 94.0 rushing yards per game, good for No. 5 in the NFL.

#### POINTS ALLOWED PER GAME, NFL, 2024

Rank	Team	Points Allowed/Game
1.	<b>Los Angeles Chargers</b>	<b>12.5</b>
2.	Pittsburgh Steelers	13.3
3.	Denver Broncos	13.8
4.	Minnesota Vikings	14.8
5.	New York Jets	15.5

#### DEFENSIVE RUSHING YARDS PER GAME, NFL, 2024

Rank	Team	Rushing Yards/Game
1.	Baltimore Ravens	57.8
2.	Minnesota Vikings	75.0
3.	Pittsburgh Steelers	86.8
4.	Detroit Lions	90.8
5.	<b>Los Angeles Chargers</b>	<b>94.0</b>
6.	San Francisco 49ers	96.3

### FORCING THREE-AND-OUTS

The Los Angeles defense has forced the offense into a three-and-out on 15 of the team's 45 defensive drives (33.3 pct.). It's tied for the highest defensive three-and-out rate in the AFC and ranks tied for No. 2 in the NFL in 2024.

#### DEFENSIVE THREE-AND-OUT PERCENTAGE, NFL, 2024

Rank	Team	Percentage
1.	Seattle Seahawks	38.8
2.	<b>Los Angeles Chargers</b>	<b>33.3</b>
	Pittsburgh Steelers	33.3
4.	New York Jets	30.2
5.	Tennessee Titans	29.5

# JUSTIN HERBERT

## THE LAW OF AVERAGES

Justin Herbert ranks No. 6 in NFL history averaging 269.7 passing yards per game among players with at least 1,000 attempts. Meanwhile, Herbert's 1.7 career interception percentage ranks No. 4 in NFL history and his 95.7 passer rating ranks 16th all-time (min. 1,000 attempts).

### PASSING YARDS PER GAME, MIN. 1,000 ATT., NFL HISTORY

Rank	Team/s	Player	Passing Yards/Game
1.	K.C.	QB Patrick Mahomes	293.8
2.	S.D./N.O.	QB Drew Brees	280.0
3.	Ind.	QB Andrew Luck	275.2
4.	Det./LAR	QB Matthew Stafford	271.8
5.	Ind./Den.	QB Peyton Manning	270.0
6.	LAC	QB Justin Herbert	269.7
6.	Cin.	QB Joe Burrow	268.9

## HERBERT AS A PRO

Since entering the NFL, Justin Herbert ranks inside the NFL's top five in completions, passing yards, passing touchdowns and combined touchdowns. His 25 games with 300-plus passing yards rank tied for No. 2 in the NFL since 2020.

### PASSING COMPLETIONS, NFL, SINCE 2020

Rank	Team/s	Player	Completions
1.	K.C.	QB Patrick Mahomes	1,745
2.	LAC	QB Justin Herbert	1,672
3.	Buf.	QB Josh Allen	1,619
4.	LAR/Det.	QB Jared Goff	1,579
5.	L.V./N.O.	QB Derek Carr	1,528

### PASSING YARDS, NFL, SINCE 2020

Rank	Team/s	Player	Passing Yards
1.	K.C.	QB Patrick Mahomes	19,916
2.	Buf.	QB Josh Allen	18,354
3.	LAC	QB Justin Herbert	17,801
4.	LAR/Det.	QB Jared Goff	17,225
5.	L.V./N.O.	QB Derek Carr	17,131

### PASSING TOUCHDOWNS, NFL, SINCE 2020

Rank	Team/s	Player	Passing Touchdowns
1.	K.C.	QB Patrick Mahomes	149
2.	Buf.	QB Josh Allen	144
3.	LAC	QB Justin Herbert	119
	Min./Atl.	QB Kirk Cousins	119
5.	G.B./NYJ	QB Aaron Rodgers	116

### COMBINED TOUCHDOWNS, NFL, SINCE 2020

Rank	Team/s	Player	Combined Touchdowns
1.	Buf.	QB Josh Allen	182
2.	K.C.	QB Patrick Mahomes	157
3.	LAC	QB Justin Herbert	130
4.	Min./Atl.	QB Kirk Cousins	123
	G.B./NYJ	QB Aaron Rodgers	123
6.	Dal.	QB Dak Prescott	119
7.	Sea./Den./Pit.	QB Russell Wilson	117

## BIG-TIME PERFORMER

After he set rookie records in 2020 with eight 300-yard games and six three-touchdown performances, Justin Herbert continues to put up big-time performances.

Herbert has topped 300 passing yards 25 times in his career, tied for the sixth-most in a player's first five pro seasons in NFL history.

### MOST GAMES WITH 300-PLUS PASSING YARDS, FIRST FIVE SEASONS, NFL HISTORY

Rank	Team	Player	Games
1.	K.C.	QB Patrick Mahomes	31
2.	StL	QB Kurt Warner*	29
3.	T.B.	QB Jameis Winston	27
4.	Mia.	QB Dan Marino*	26
	Ind.	QB Andrew Luck	26
6.	LAC	QB Justin Herbert	25
	LAR	QB Jared Goff	25
8.	Det.	QB Matthew Stafford	23

\*Pro Football Hall of Famer

Herbert has thrown for at least three touchdowns in 19 games, tied for No. 5 over a player's first five seasons. He has thrown multiple touchdown passes in 37 career games, tied for the ninth-most by a player through their first five professional seasons.

### MOST GAMES WITH THREE-PLUS TOUCHDOWN PASSES, FIRST FIVE SEASONS, NFL HISTORY

Rank	Team	Player	Games
1.	Mia.	QB Dan Marino*	33
2.	K.C.	QB Patrick Mahomes	28
3.	StL	QB Kurt Warner*	21
4.	Buf.	QB Josh Allen	20
5.	LAC	QB Justin Herbert	19
	Ind.	QB Peyton Manning*	19
7.	Atl.	QB Matt Ryan	18
	Cin.	QB Andy Dalton	18
	Dal.	QB Dak Prescott	18

### MOST GAMES WITH MULTIPLE TOUCHDOWN PASSES, FIRST FIVE SEASONS, NFL HISTORY

Rank	Team	Player	Games
1.	Mia.	QB Dan Marino*	50
	K.C.	QB Patrick Mahomes	46
3.	Buf.	QB Josh Allen	45
	Ind.	QB Andrew Luck	45
5.	Ind.	QB Peyton Manning*	43
6.	Cin.	QB Andy Dalton	40
7.	Atl.	QB Matt Ryan	39
8.	S.F.	QB Jeff Garcia	38
9.	LAC	QB Justin Herbert	37
	Phi.	QB Carson Wentz	37
	Sea.	QB Russell Wilson	37
	T.B.	QB Jameis Winston	37
13.	—	Three Other Players	35

\*Pro Football Hall of Famer



# JUSTIN HERBERT

## COMPLETING RECORDS

After setting the rookie completions record in 2020, **Justin Herbert** has completed 1,672 career passes, the third-most in NFL history through a player's first five seasons.

### COMPLETIONS, FIRST FIVE SEASONS, NFL HISTORY

Rank	Team	Player	Completions
1.	Oak.	QB Derek Carr	1,759
2.	Ind.	QB Peyton Manning*	1,749
<b>3.</b>	<b>LAC</b>	<b>QB Justin Herbert</b>	<b>1,672</b>
4.	Atl.	QB Matt Ryan	1,654
5.	Mia.	QB Ryan Tannehill	1,653

*\*Pro Football Hall of Famer*

Herbert set the all-time records as the fastest player in NFL history to reach 1,000 completions (38th career game) and 1,500 completions (57th career game). The fifth-year passer is on pace to break the record for the fewest games to reach 2,000 completions. He also completed the most passes by any player in their first 50 career games in NFL history.

He completed the second-most passes ever by any player before turning 26 years old and currently has the fourth-most completions in history by any player before turning 27 years old.

### FEWEST GAMES TO 2,000 COMPLETIONS, NFL HISTORY

Rank	Team/s	Player	Games
1.	K.C.	QB Patrick Mahomes	81
2.	Det.	QB Matthew Stafford	83
3.	Ind.	QB Andrew Luck	86
4.	Dal.	QB Dak Prescott	89
	LAR/Det.	QB Jared Goff	89
	Was./Min.	QB Kirk Cousins	89
<b>—</b>	<b>LAC</b>	<b>QB Justin Herbert</b>	<b>66</b>

### COMPLETIONS BEFORE TURNING 27 YEARS OLD, NFL HISTORY

Rank	Team/s	Player	Completions
1.	N.E.	QB Drew Bledsoe	1,887
2.	Det.	QB Matthew Stafford	1,848
3.	Ind.	QB Peyton Manning*	1,749
<b>4.</b>	<b>LAC</b>	<b>QB Justin Herbert</b>	<b>1,672</b>
5.	LAR/Det.	QB Jared Goff	1,667
6.	Buf.	QB Josh Allen	1,604
	K.C.	QB Patrick Mahomes	1,604

*\*Pro Football Hall of Famer*

## CLOSING OUT WINS

**Justin Herbert** has been clutch late in games dating back to his rookie season. In his career, Herbert has engineered 14 game-winning drives in the fourth quarter or overtime, tied for the third-most since he entered the NFL in 2020.

### JUSTIN HERBERT'S CAREER GAME-WINNING DRIVES

Game	Drive Length	Game-Winning Score
Dec. 13, 2020 vs. Atl.	6 plays, 49 yds (0:31)	Badgley 43-yd FG
Dec. 17, 2020 at L.V.	5 plays, 75 yds (1:49)	Herbert 1-yd TD run*
Dec. 27, 2020 vs. Den.	7 plays, 56 yds (2:01)	Badgley 37-yd FG
Sept. 12, 2021 at Was.	3 plays, 3 yds (0:45)	M.Williams 3-yd TD rec.
Sept. 26, 2021 at K.C.	8 plays, 59 yds (1:10)	M.Williams 4-yd TD rec.
Oct. 10, 2021 vs. Cle.	5 plays, 48 yds (0:31)	Ekeler 3-yd TD run
Nov. 7, 2021 at Phi.	15 plays, 64 yds (6:05)	Hopkins 29-yd FG
Nov. 21, 2021 vs. Pit.	3 plays, 75 yds (1:15)	M.Williams 53-yd TD rec.
Oct. 9, 2022 at Cle.	13 plays, 66 yds (6:26)	Bertolet 27-yd FG
Oct. 17, 2022 vs. Den.	4 plays, 7 yds (2:08)	Hopkins 39-yd FG*
Nov. 6, 2022 at Atl.	3 plays, 24 yds (0:34)	Dicker 37-yd FG
Nov. 27, 2022 at Ari.	7 plays, 38 yds (1:33)	Ekeler 1-yd TD rec.
Dec. 18, 2022 vs. Ten.	6 plays, 52 yards (0:44)	Dicker 43-yd FG
Sept. 24, 2023 at Min.	7 plays, 75 yards (3:15)	Palmer 30-yd TD rec.

*\*Game-winning drive was in overtime*

### GAMES-WINNING DRIVES IN FOURTH QUARTER OR OVERTIME, NFL, SINCE 2020

Rank	Team/s	Player	Game-Winning Drives
1.	Min./Atl.	QB Kirk Cousins	17
2.	L.V./N.O.	QB Derek Carr	15
<b>3.</b>	<b>LAC</b>	<b>QB Justin Herbert</b>	<b>14</b>
	K.C.	QB Patrick Mahomes	14
5.	T.B.	QB Tom Brady	13

Herbert posted a game-winning drive in the fourth quarter or overtime of three-straight games in 2020, becoming just the third rookie to do so since the 1970 NFL-AFL merger. The two others — Ben Roethlisberger (2004) and Vince Young (2006) — also won Offensive Rookie of the Year honors from *The Associated Press*.

### ROOKIE QUARTERBACKS WITH THREE CONSECUTIVE GAME-WINNING DRIVES, SINCE 1970

Season	Team	Quarterback	Consecutive Games
<b>2020</b>	<b>LAC</b>	<b>Justin Herbert*</b>	<b>3 (Dec. 13 — Dec. 27)</b>
2006	Ten.	Vince Young*	3 (Nov. 26 — Dec. 10)
2004	Pit.	Ben Roethlisberger*	3 (Dec. 5 — Dec. 18)

*\*Won AP Offensive Rookie of the Year*

# JUSTIN HERBERT



## CAPTAIN COMEBACK

Justin Herbert has led the Bolts to 11 career come-from-behind victories in the fourth quarter or overtime.

### HERBERT'S FOURTH QUARTER/OVERTIME COMEBACK WINS

Date	Opponent	4Q/OT Deficit	Result
Dec. 17, 2020	at Las Vegas	24-27 (OT)	W, 30-27 (OT)
Sept. 12, 2021	at Washington	13-16	W, 20-16
Sept. 26, 2021	at Kansas City	21-24	W, 30-24
Oct. 10, 2021	vs. Cleveland	35-42	W, 47-42
Nov. 7, 2021	at Philadelphia	16-17	W, 27-24
Nov. 21, 2021	vs. Pittsburgh	34-37	W, 37-34
Oct. 9, 2022	at Cleveland	27-28	W, 30-28
Oct. 17, 2022	vs. Denver	13-16	W, 19-16 (OT)
Nov. 6, 2022	at Atlanta	14-17	W, 20-17
Nov. 27, 2022	at Arizona	17-24	W, 25-24
Sept. 24, 2023	at Minnesota	21-24	W, 28-24

Herbert's 11 career come-from-behind wins in the fourth quarter or overtime are the third-most in NFL since he entered the professional ranks in 2020.

### FOURTH QUARTER/OVERTIME COMEBACK WINS, NFL, SINCE 2020

Rank	Team	Player	4Q/OT Comeback Wins
1.	Min./Atl.	QB Kirk Cousins	14
2.	K.C.	QB Patrick Mahomes	12
3.	LAC	QB Justin Herbert	11
4.	Sea./Den./Pit.	QB Russell Wilson	10
	L.V./N.O.	QB Derek Carr	10
	Pit.	QB Ben Roethlisberger	10
	T.B.	QB Tom Brady	10

*\*Pro Football Hall of Famer*

## HERBERT SETS PASSING YARDS RECORD

In 2023, Justin Herbert set the record for passing yards through a player's first four seasons (17,223). He currently is ranked No. 15 in terms of passing yards through the first five seasons of a career. Herbert is also the only player ever to eclipse 4,000 yards in each of his first three years and the only player to top 4,500 yards in two of his first three seasons.

### PASSING YARDS, FIRST FOUR SEASONS, NFL HISTORY

Rank	Team	Player	Passing Yards
1.	LAC	QB Justin Herbert	17,223
2.	Ind.	QB Peyton Manning*	16,418
3.	Mia.	QB Dan Marino*	16,177
4.	Dal.	QB Dak Prescott	15,778
5.	Mia.	QB Ryan Tannehill	15,460

*\*Pro Football Hall of Famer*

### CONSECUTIVE SEASONS WITH 4,000 PASSING YARDS TO START A CAREER, NFL HISTORY

Rank	Team	Player	Consecutive Seasons
1.	LAC	QB Justin Herbert	3 (2020-22)
2.	T.B.	QB Jameis Winston	2 (2015-16)
3.	Ind.	QB Andrew Luck	1 (2012)
	Car.	QB Cam Newton	1 (2011)

Herbert topped 15,000 passing yards in his 52nd career game, becoming the second-fastest player in history to eclipse that mark. He was one of just three players to ever top 14,000 passing yards before his 25th birthday and was the fourth player to ever top 17,000 passing yards before turning 26 years old.

### FEWEST GAMES TO 15,000 PASSING YARDS, NFL HISTORY

Rank	Team/s	Player	Games
1.	K.C.	QB Patrick Mahomes	49
2.	LAC	QB Justin Herbert	52
3.	Det.	QB Matthew Stafford	53
4.	Mia.	QB Dan Marino*	56
	StL/NYG	QB Kurt Warner*	56
	Cin.	QB Joe Burrow	56
	Ind.	QB Andrew Luck	56
	StL	QB Marc Bulger	56

*\*Pro Football Hall of Famer*

# JUSTIN HERBERT

## TOUCHDOWN MACHINE

After setting the all-time rookie record with 31 touchdown passes in 2020, **Justin Herbert** joined Hall of Famer Peyton Manning as the only players ever to throw 25 touchdown passes in each of their first three seasons.

Herbert has now thrown for 119 career passing scores, good for No. 11 in NFL history through the first five seasons of a career. In 2023, he eclipsed 100 career touchdown passes in Week 3, making him the fifth-fastest (52 games) and fourth-youngest (25 years, 198 days) to eclipse that mark.

### PASSING TOUCHDOWNS, FIRST FIVE SEASONS, NFL HISTORY

Rank	Team	Player	Passing Touchdowns
1.	Mia.	QB Dan Marino*	168
2.	K.C.	QB Patrick Mahomes	151
3.	Ind.	QB Peyton Manning*	138
	Buf.	QB Josh Allen	138
5.	Ind.	QB Andrew Luck	132
6.	Atl.	QB Matt Ryan	127
	Sea.	QB Russell Wilson	127
8.	Cin.	QB Andy Dalton	124
9.	Oak.	QB Derek Carr	122
10.	T.B.	QB Jameis Winston	121
<b>11.</b>	<b>LAC</b>	<b>QB Justin Herbert</b>	<b>119</b>
12.	Car.	QB Cam Newton	117

### FEWEST GAMES TO 100 PASSING TOUCHDOWNS, NFL HISTORY

Rank	Team	Player	Games
1.	K.C.	QB Patrick Mahomes	40
2.	Mia.	QB Dan Marino*	44
3.	StL	QB Kurt Warner*	50
4.	Bal.	QB Johnny Unitas*	51
<b>5.</b>	<b>LAC</b>	<b>QB Justin Herbert</b>	<b>52</b>
6.	Hou.	QB Deshaun Watson	53

### YOUNGEST PLAYERS TO REACH 100 CAREER PASSING TOUCHDOWNS, NFL HISTORY

Rank	Team	Player	Age (Years-Days)
1.	Mia.	QB Dan Marino*	24-357
2.	K.C.	QB Patrick Mahomes	25-52
3.	Hou.	QB Deshaun Watson	25-104
<b>4.</b>	<b>LAC</b>	<b>QB Justin Herbert</b>	<b>25-198</b>
5.	Buf.	QB Josh Allen	25-219
6.	Ind.	QB Peyton Manning*	25-232

\*Pro Football Hall of Famer

Herbert threw 31 touchdowns in 2020, eclipsing 30 in the season finale. At 22 years, 299 days of age that day, he became the youngest player in history to register 30 touchdown passes in a single season, besting a mark set by Ravens QB Lamar Jackson.

### YOUNGEST PLAYERS TO THROW 30 TOUCHDOWN PASSES, SINGLE SEASON, NFL HISTORY

Rank	Season	Team	Player	Age (Years-Days)
<b>1.</b>	<b>2020</b>	<b>LAC</b>	<b>QB Justin Herbert</b>	<b>22-299</b>
2.	2019	Bal.	QB Lamar Jackson	22-339



## ELITE ON THIRD DOWN

**Justin Herbert** has completed 17-of-29 passes (58.6 pct.) for 142 yards and three touchdowns (105.8 rating) on third down this season. He is tied for an NFL high with three passing touchdowns on third down in 2024, while his 105.8 passer rating ranks No. 6 among AFC passers with 20 third-down passing attempts.

### PASSING TOUCHDOWNS, THIRD DOWN, NFL, 2024

Rank	Team	Player	Passing Touchdowns
<b>1.</b>	<b>LAC</b>	<b>QB Justin Herbert</b>	<b>3</b>
	Buf.	QB Josh Allen	3
	Cin.	QB Joe Burrow	3
	Det.	QB Jared Goff	3
	Min.	QB Sam Darnold	3
	NYG	QB Daniel Jones	3
	S.F.	QB Brock Purdy	3
8.	—	11 Other Players	2

### PASSER RATING, THIRD DOWN, MIN. 10 ATT., AFC, 2024

Rank	Team	Player	Passer Rating
1.	Buf.	QB Josh Allen	128.3
2.	K.C.	QB Patrick Mahomes	111.5
3.	Pit.	QB Justin Fields	109.4
4.	Hou.	QB C.J. Stroud	108.4
5.	Cin.	QB Joe Burrow	106.1
<b>6.</b>	<b>LAC</b>	<b>QB Justin Herbert</b>	<b>105.8</b>
7.	NYJ	QB Aaron Rodgers	104.0



# JUSTIN HERBERT



## DUAL-THREAT QUARTERBACK

**Justin Herbert** set the record for combined touchdowns as a rookie (36) and through a player's first two seasons (77). His 102 combined touchdowns were also the most in history through the first three seasons of a career.

Herbert's 125 combined touchdowns through 2023 ranked third in history through a player's first four professional seasons. He was also the fifth player in NFL history to pass for at least 100 touchdowns and run for at least 10 scores within the first four seasons of a career. Herbert is the only player ever to have 110 passing touchdowns and 10 rushing scores in his first four seasons.

### COMBINED TOUCHDOWNS, FIRST FOUR SEASONS, NFL HISTORY

Rank	Team	Player	Combined Touchdowns
1.	Mia.	QB Dan Marino*	144
2.	Buf.	QB Josh Allen	134
3.	LAC	QB Justin Herbert	125
4.	Hou.	QB Deshaun Watson	121
5.	K.C.	QB Patrick Mahomes	120

\*Pro Football Hall of Famer

### PLAYERS WITH 100 PASSING TOUCHDOWNS & 10 RUSHING TOUCHDOWNS, FIRST FOUR SEASONS, NFL HISTORY

Team	Player	Passing TDs	Rushing TDs
LAC	QB Justin Herbert	114	11
Buf.	QB Josh Allen	103	31
Hou.	QB Deshaun Watson	104	17
Sea.	QB Russell Wilson	106	12
Ind.	QB Andrew Luck	101	12

## HERBERT SETS ANOTHER TEAM RECORD

**Justin Herbert** set a team record for the most pass attempts without an interception, throwing 233 passes from Dec. 26, 2022-Oct. 1, 2023.

### CONSECUTIVE PASS ATTEMPTS WITHOUT AN INTERCEPTION, CHARGERS HISTORY

Rank	Quarterback	Dates	Consec. Attempts
1.	Justin Herbert	Dec. 26, 2022-Oct. 1, 2023	233
2.	Drew Brees	Oct. 17, 2004-Dec. 5, 2004	194
3.	Philip Rivers	Nov. 27, 2011-Dec. 24, 2011	170
4.	Dan Fouts	Sept. 27, 1981-Oct. 25, 1981	168

## THREADING THE NEEDLE ON THIRD DOWN

In his 66 career starts, **Justin Herbert** has been the one of the best passers in the NFL at moving the chains on third down. He has completed 402 passes on 655 attempts (61.4 pct.) for 4,786 yards and 45 touchdowns with 18 interceptions (95.1 passer rating). Herbert's 402 completions lead the NFL, while his 4,786 passing yards rank second on third down since 2020.

Herbert tied for the league lead with 14 touchdown passes on third down in 2020, good for the most by a rookie in the last 40 seasons. He has added 31 since then, giving him 45 third-down passing scores since entering the professional ranks, which is good for No. 2 over that span.

Herbert's 95.1 passer rating on third down ranks 11th in the NFL and over the last five years among players with at least 300 passing attempts on third down.

### THIRD DOWN COMPLETIONS, NFL, SINCE 2020

Rank	Team/s	Player	Completions
1.	LAC	QB Justin Herbert	402
2.	LAR/Det.	QB Jared Goff	379
3.	K.C.	QB Patrick Mahomes	374
4.	L.V./N.O.	QB Derek Carr	361
5.	Min./Atl.	QB Kirk Cousins	345

### THIRD DOWN PASSING YARDS, NFL, SINCE 2020

Rank	Team	Player	Passing Yards
1.	K.C.	QB Patrick Mahomes	5,152
2.	LAC	QB Justin Herbert	4,786
3.	L.V./N.O.	QB Derek Carr	4,778
4.	LAR/Det.	QB Jared Goff	4,292
5.	Min./Atl.	QB Kirk Cousins	4,285

### THIRD DOWN PASSING TOUCHDOWNS, NFL, SINCE 2020

Rank	Team/s	Player	Passing Touchdowns
1.	K.C.	QB Patrick Mahomes	54
2.	LAC	QB Justin Herbert	45
3.	Min./Atl.	QB Kirk Cousins	43
4.	Buf.	QB Josh Allen	41
5.	T.B.	QB Tom Brady	39

Herbert leads the NFL with 289 passing first downs on third down over the past five seasons. He threw for 12 third-down conversions in 2021's Week 1 win at Washington, the most passing first downs in a single game on third down since Andrew Luck did so in 2012. Herbert sported a league-leading 79 passing first downs on third down in 2021.

### THIRD DOWN PASSING FIRST DOWNS, NFL, SINCE 2020

Rank	Team/s	Player	Passing First Downs
1.	LAC	QB Justin Herbert	289
2.	K.C.	QB Patrick Mahomes	287
3.	Buf.	QB Josh Allen	253
4.	LAR/Det.	QB Jared Goff	249
5.	L.V./N.O.	QB Derek Carr	248

# JUSTIN HERBERT

## FEELING IT ON FOURTH DOWN

Since entering the NFL in 2020, **Justin Herbert** has been one of the league's top passers on fourth down. He threw a pair of fourth-down touchdowns in Week 10 of the 2023 season, giving him a league-best 10 passing scores on fourth down since coming into the NFL in 2020.

### FOURTH DOWN PASSING TOUCHDOWNS, NFL, SINCE 2020

Rank	Team/s	Player	Passing Touchdowns
1.	LAC	QB Justin Herbert	10
	Buf.	QB Josh Allen	10
3.	Min./Atl.	QB Kirk Cousins	8
4.	Ari.	QB Kyler Murray	7
	LAR/Det.	QB Jared Goff	7
6.	—	Four Other Players	6

Herbert also leads the NFL over that span in completions (37), passing yards (492) and passing first downs (33). He has the No. 3 fourth-down passer rating (114.2) since 2020 among players with at least 30 passing attempts on fourth down.

### FOURTH DOWN COMPLETIONS, NFL, SINCE 2020

Rank	Team/s	Player	Completions
1.	LAC	QB Justin Herbert	37
2.	LAR/Det.	QB Jared Goff	34
3.	Min./Atl.	QB Kirk Cousins	30
4.	Jax.	QB Trevor Lawrence	29
5.	Ari.	QB Kyler Murray	28

### FOURTH DOWN PASSING YARDS, NFL, SINCE 2020

Rank	Team	Player	Passing Yards
1.	LAC	QB Justin Herbert	492
2.	LAR/Det.	QB Jared Goff	364
3.	Min./Atl.	QB Kirk Cousins	358
4.	Jax.	QB Trevor Lawrence	333
5.	Cin.	QB Joe Burrow	331

### FOURTH DOWN PASSING FIRST DOWNS, NFL, SINCE 2020

Rank	Team/s	Player	Passing First Downs
1.	LAC	QB Justin Herbert	33
2.	LAR/Det.	QB Jared Goff	31
3.	Min./Atl.	QB Kirk Cousins	29
4.	Ari.	QB Kyler Murray	26
	Jax.	QB Trevor Lawrence	26

### FOURTH DOWN PASSER RATING, MIN. 30 ATT., NFL, SINCE 2020

Rank	Team/s	Player	Passer Rating
1.	Cin.	QB Joe Burrow	124.0
2.	Phi.	QB Jalen Hurts	121.0
3.	LAC	QB Justin Herbert	114.2
4.	L.V./N.O.	QB Derek Carr	113.9
5.	Atl./Ind.	QB Matt Ryan	112.1

## LEGGING IT OUT

In the team's *Sunday Night Football* victory over Pittsburgh in Week 11 of the 2021 season, **Justin Herbert** threw for 382 yards and ran for 90 yards, becoming the only player to ever top 350 yards passing and 90 yards rushing in a single game. He was the fifth player ever to run for 90 yards and pass for 300 in the same game.

### QUARTERBACKS WITH 300 PASSING YARDS AND 90 RUSHING YARDS, SINGLE GAME, NFL HISTORY

Season (Wk)	Team	Quarterback	Pass Yds	Rush Yds
2022 (2)	Bal.	Lamar Jackson	318	119
2021 (14)	Buf.	Josh Allen	308	109
2021 (11)	LAC	Justin Herbert	382	90
2015 (15)	Car.	Cam Newton	340	100
2014 (7)	Sea.	Russell Wilson	313	106
2011 (5)	Phi.	Mike Vick	315	90
1989 (15)	Phi.	Randall Cunningham	306	92

## TARGET ACQUIRED

**Justin Herbert** has thrown touchdowns to 19 players, including 15 with multiple scores. He's most frequently thrown touchdowns to WR Keenan Allen, who caught 24 scores from Herbert. The first passing score of his career went to WR Jalen Guyton, who also caught the first touchdown of his career on the play.

### HERBERT'S CAREER TOUCHDOWN PASSES BY RECEIVER

Receiver	Touchdown Passes
WR Keenan Allen	24
WR Mike Williams	18
RB Austin Ekeler	16
TE Donald Parham Jr.	11
WR Joshua Palmer	8
TE Gerald Everett	7
WR Jalen Guyton	7
TE Jared Cook	4
TE Hunter Henry	4
WR Quentin Johnston	4
WR DeAndre Carter	3
WR Tyron Johnson	3
FB Zander Horvath	2
WR Ladd McConkey	2
FB Gabe Nabers	2
TE Stephen Anderson	1
WR Simi Fehoko	1
TE Virgil Green	1
TE Stone Smartt	1
<b>Total (19 Receivers)</b>	<b>119</b>

# JUSTIN HERBERT IN PRIMETIME

## A PRIME-TIME PRODIGY

Since entering the NFL, **Justin Herbert** has made 16 starts in primetime, leading the Bolts to wins on each of the regularly-slated prime-time games — *Thursday Night Football*, *Sunday Night Football* and *Monday Night Football*.

He has been one of the best quarterbacks under the lights since entering the NFL in 2020, with his 93.7 passer rating in prime-time games ranking No. 7 in the NFL over the that span among players with at least 400 prime-time passing attempts.

Herbert has thrown 30 touchdown passes in his 16 prime-time starts, ranking No. 5 in the NFL in primetime since he entered the league in 2020.

### PRIME-TIME PASSER RATING, MIN. 400 ATT., SINCE 2020

Rank	Team/s	Player	Passer Rating
1.	G.B./NYJ	QB Aaron Rodgers	116.7
2.	Buf.	QB Josh Allen	102.9
3.	Dal.	QB Dak Prescott	101.7
4.	K.C.	QB Patrick Mahomes	96.6
5.	LAR/Det.	QB Jared Goff	95.6
6.	Sea./Den./Pit.	QB Russell Wilson	94.2
<b>7.</b>	<b>LAC</b>	<b>QB Justin Herbert</b>	<b>93.7</b>
8.	Bal.	QB Lamar Jackson	93.7

## THURSDAY NIGHT FOOTBALL

As a rookie in 2020, **Justin Herbert** recorded his first career comeback win in the fourth quarter or overtime in Week 15 at Las Vegas, leading the Bolts to a 30-27 overtime victory. He finished the game with 314 passing yards and two touchdowns on 22-of-32 passing (68.8 pct.) for a 121.1 passer rating. Herbert added a rushing touchdown in overtime to secure the victory.

At 22 years, 282 days old, Herbert became the second-youngest player to mount a come-from-behind win in the fourth quarter or overtime of a Thursday night game in NFL history.

### YOUNGEST QUARTERBACKS TO LEAD A COME-FROM-BEHIND WIN IN FOURTH QUARTER OR OVERTIME, THURSDAY NIGHT GAMES, NFL HISTORY

Rk.	Team	Game	Player	Age (Yrs-Days)
1.	S.F.	Dec. 14, 2006 at Sea.	QB Alex Smith	22-221
<b>2.</b>	<b>LAC</b>	<b>Dec. 17, 2020 at L.V.</b>	<b>QB Justin Herbert</b>	<b>22-282</b>
3.	Dal.	Dec. 1, 2016 at Min.	QB Dak Prescott	23-125

## MONDAY NIGHT FOOTBALL

In six appearances on *Monday Night Football*, **Justin Herbert** has thrown for 1,322 yards and nine scores with three interceptions on 144-of-227 passing (63.4 pct.) for a 89.6 passer rating.

In 2020, Herbert tossed four touchdown passes on *Monday Night Football*, setting the program's single-game rookie passing touchdown record. He added three touchdowns in the lone Monday night contest in 2021, making him one of four players with seven or more touchdown passes in their first two starts on *MNF* since the program began in 1970.

## SUNDAY NIGHT FOOTBALL

**Justin Herbert** has appeared in seven career games on *Sunday Night Football*, totaling 2,123 passing yards and 14 touchdowns with five interceptions on 207-of-305 passing (67.9 pct.) for a 96.1 passer rating. In four of those games, Herbert has registered a completion percentage of at least 65.0 and attempted at least 40 passes, tied for the third-most performances since the program's inception in 2006.

In the team's Week 14 win on *SNF* in 2022, Herbert completed 39 passes on 51 attempts (76.5 pct.) for 367 yards and a touchdown with zero interceptions (102.3 rating). His 76.5 completion percentage was the best ever in a Sunday night contest by a quarterback to throw zero interceptions and 45-plus attempts.

### HIGHEST COMPLETION PCT., SUNDAY NIGHT GAME, MIN. 45 ATT., AND ZERO INTERCEPTIONS, NFL HISTORY

Rk.	Team	Game	Player	Comp. Pct.
<b>1.</b>	<b>LAC</b>	<b>Dec. 11, 2022 vs. Mia.</b>	<b>QB Justin Herbert</b>	<b>76.5</b>
2.	T.B.	Oct. 2, 2022 vs. K.C.	QB Tom Brady	75.0
3.	N.E.	Oct. 27, 1996 vs. Buf.	QB Drew Bledsoe	71.1
4.	K.C.	Nov. 14, 2021 at L.V.	QB Patrick Mahomes	70.0

Herbert completed his first 15 passes of the team's 2023 Week 8 win over Chicago on *SNF*, finishing with 298 yards and three touchdowns with zero interceptions on 31-of-40 passing (77.5 pct.) to register a 122.7 passer rating. Herbert's completion percentage was the fourth-highest in a Sunday night contest in NFL history among players with at least 40 passing attempts and zero interceptions.

### HIGHEST COMPLETION PCT., SUNDAY NIGHT GAME, MIN. 40 ATT., AND ZERO INTERCEPTIONS, NFL HISTORY

Rk.	Team	Game	Player	Comp. Pct.
1.	N.O.	Nov. 10, 2013 vs. Dal.	QB Drew Brees	82.9
2.	Mia.	Nov. 5, 2017 vs. Oak.	QB Jay Cutler	81.0
3.	N.O.	Oct. 4, 2015 vs. Dal.	QB Drew Brees	80.5
<b>4.</b>	<b>LAC</b>	<b>Oct. 29, 2023 vs. Chi.</b>	<b>QB Justin Herbert</b>	<b>77.5</b>
5.	LAC	Dec. 11, 2022 vs. Mia.	QB Justin Herbert	76.5

Herbert made his first career appearance on *SNF* in Week 11 of 2021 against Pittsburgh, throwing for 382 yards and three touchdowns with an interception on 31-of-40 passing (73.2 pct.) for a 116.1 passer rating. He added 90 rushing yards to become the first player ever to have at least 350 yards passing and 90 yards rushing in a single game.

His 116.1 passer rating was the best in a quarterback's first career start on *SNF* with at least 40 passing attempts since the program began in 2006. It was also the best passer rating by a quarterback ever in their first career start in Sunday night game (min. 40 att.).

### PASSER RATING, FIRST CAREER START IN A SUNDAY NIGHT GAME, MINIMUM 40 ATTEMPTS, NFL HISTORY

Rk.	Team	Game	Player	Passer Rtg.
<b>1.</b>	<b>LAC</b>	<b>Nov. 21, 2021 vs. Pit.</b>	<b>QB Justin Herbert</b>	<b>116.1</b>
2.	Ari.	Oct. 2, 2005 vs. S.F.	QB Josh McCown	109.4
3.	StL	Nov. 18, 2001 at N.E.	QB Kurt Warner	105.4



# JUSTIN HERBERT

## A ROOKIE CAMPAIGN FOR THE AGES

### AWARDS

- *The Associated Press* Offensive Rookie of the Year
- *Professional Football Writers of America* Rookie of the Year
- PFWA Offensive Rookie of the Year
- PFWA All-Rookie Selection
- NFL Offensive Rookie of the Month (October)
- NFL Offensive Rookie of the Month (November)
- FedEx NFL Air Player of the Week — Week 11 vs. NYJ (fan vote)
- Voted by fans as the Pepsi Zero Sugar Rookie of the Year
- Nine-time Pepsi Zero Sugar Rookie of the Week (voted by fans)

### RECORDS AT THE TIME

- Most passing touchdowns by a rookie quarterback ever (31).
- Most combined touchdowns by a rookie in NFL history (36).
- Most consecutive games by a rookie quarterback with multiple passing touchdowns in NFL history (seven).
- Most performances by a rookie quarterback with 300-plus passing yards in NFL history (eight).
- Most performances by a rookie quarterback with three-plus touchdowns in NFL history (six).
- Most games by a rookie quarterback with multiple touchdown passes in NFL history (10).
- Most completions ever by a rookie quarterback (396).
- Youngest player ever to throw 30 touchdowns in a single season, doing so at 22 years, 299 days old.
- Tied for the longest streak of game-winning drives (three games) in the fourth quarter or overtime by a rookie quarterback in the Super Bowl era (since 1966).
- Recorded the first win in pro football history by a rookie quarterback while posting 300 passing yards, three touchdown passes, a rushing score and no interceptions.
- Most passing touchdowns by a rookie quarterback in a game (four) and a half (three) in *Monday Night Football* history.
- Tied for the longest streak of games with three-plus touchdown passes by a rookie quarterback in NFL history (four).
- Tied for the most 300-yard passing performances in a player's first two career games (two).
- Became the first player since at least 1970 to register over 1,500 passing yards and a 100-plus passer rating through the first five games of a career.
- Set marks for the most passing attempts, completions, passing yards and touchdown passes by a rookie quarterback in Chargers history.
- Recorded the most single-game rushing yards by a quarterback in team annals (66 in Week 7 vs. Jax.).

### ACCOMPLISHMENTS AND OTHER NOTES AT THE TIME

- Ranked second among rookie quarterbacks in NFL history with 4,336 passing yards on the season.
- Joined Patrick Mahomes as the only players in history to eclipse 4,000 passing yards in the first 14 starts of a career.
- Became the second player in NFL history to top 250 passing yards in each of the first seven games of a career (Mahomes).
- Threw a touchdown pass in each of his first 10 games played, the second-longest streak to open an career in NFL history.
- Threw for 277 yards in the first half of Week 11, the most by any rookie quarterback in a first half over the last 40 seasons.
- Became the third quarterback in NFL history to have 300 passing yards and a rushing score in a debut.
- Threw for the fourth-most passing yards in a debut since 1970.
- Became the first quarterback to throw a touchdown and run for a score in the first half of a debut since 1954.

## OFFENSIVE ROOKIE OF THE YEAR

**Justin Herbert** earned widespread recognition as the Offensive Rookie of the Year, including as the 10th quarterback in history to win the honor from *The Associated Press*. Herbert was also selected by *Professional Football Writers of America* as Rookie of the Year and Offensive Rookie of the Year — becoming the second and seventh quarterback to win those awards, respectively. He is the first player in history to be recognized with all three honors.

### QUARTERBACKS TO WIN AP OFFENSIVE ROOKIE OF THE YEAR

Season	Team	Player	Combined TDs
2023	Hou.	C.J. Stroud	26
<b>2020</b>	<b>LAC</b>	<b>Justin Herbert</b>	<b>36</b>
2019	Ari.	Kyler Murray	24
2016	Dal.	Dak Prescott	29
2012	Was.	Robert Griffin III	27
2011	Car.	Cam Newton	35
2010	StL	Sam Bradford	19
2008	Atl.	Matt Ryan	17
2006	Ten.	Vince Young	19
2004	Pit.	Ben Roethlisberger	18
1970	Buf.	Dennis Shaw	10

## HOT OUT OF THE GATE

**Justin Herbert** kicked off his career with a pair of historic streaks. As a rookie, he tossed a touchdown pass in each of the first 10 games of his career, just one less than the all-time record. Herbert's streak of games with 250-plus passing yards to start a career ended at seven contests, ranking second in NFL history.

### PLAYERS WITH A PASSING TOUCHDOWN, CONSECUTIVE GAMES TO START CAREER, NFL HISTORY

Rank	Team	Player	Consecutive Games
1.	Was.	QB Mark Rypien	11
<b>2.</b>	<b>LAC</b>	<b>QB Justin Herbert</b>	<b>10</b>
3.	Den.	QB Jay Cutler	9

### PLAYERS WITH 250 PASSING YARDS, CONSECUTIVE GAMES TO START CAREER, NFL HISTORY

Rank	Team	Player	Consecutive Games
1.	K.C.	QB Patrick Mahomes	10
<b>2.</b>	<b>LAC</b>	<b>QB Justin Herbert</b>	<b>7</b>
3.	—	Seven Other Players	2

# J.K. DOBBINS



## DOBBINS DOMINATES FIRST TWO WEEKS

J.K. Dobbins built off his dominant Week 1 performance in Week 2 to record 131 rushing yards and a score on 17 carries (7.7 avg.). He scored on a 43-yard run in the second quarter, his league-leading third run of at least 40 yards in 2024 to that point.

He became just the sixth player in the last 75 years and first since 1998 to record back-to-back games with 130 yards on the ground and a rushing score in his team's first two games of a season. Dobbins also is the seventh player in the last 75 years and first since 2006 to begin a season with two consecutive games with 130-plus yards on the ground.

### PLAYERS WITH 130 RUSHING YARDS AND A RUSHING TOUCHDOWN, CONSECUTIVE GAMES TO START SEASON, NFL, SINCE 1948

Season	Team	Player	Consecutive Games
1975	Buf.	RB O.J. Simpson*	4
<b>2024</b>	<b>LAC</b>	<b>RB J.K. Dobbins</b>	<b>2</b>
1998	S.F.	RB Garrison Hearst	2
1980	Det.	RB Billy Sims	2
1963	Cle.	RB Jim Brown*	2
1955	BalC**	RB Alan Ameche	2

### PLAYERS WITH 130 RUSHING YARDS, CONSECUTIVE GAMES TO START SEASON, NFL, SINCE 1948

Season	Team	Player	Consecutive Games
1975	Buf.	RB O.J. Simpson*	4
<b>2024</b>	<b>LAC</b>	<b>RB J.K. Dobbins</b>	<b>2</b>
2006	Atl.	RB Warrick Dunn	2
1998	S.F.	RB Garrison Hearst	2
1980	Det.	RB Billy Sims	2
1963	Cle.	RB Jim Brown*	2
1955	BalC**	RB Alan Ameche	2

\*Pro Football Hall of Famer

\*\*Baltimore Colts

## SETTING THE PACE

Through the first four weeks of the 2024 season, J.K. Dobbins ranks No. 6 in the league with 342 rushing yards, while his 6.11-yard rushing average leads NFL running backs (min. 30 attempts).

### RUSHING YARDS, NFL, 2024

Rank	Team	Player	Rushing Yards
1.	Bal.	RB Derrick Henry	480
2.	S.F.	RB Jordan Mason	447
3.	Phi.	RB Saquon Barkley	435
4.	N.O.	RB Alvin Kamara	362
5.	Ind.	RB Jonathan Taylor	349
<b>6.</b>	<b>LAC</b>	<b>RB J.K. Dobbins</b>	<b>342</b>
7.	G.B.	RB Josh Jacobs	329

### RUSHING AVERAGE, MINIMUM 20 ATTEMPTS, NFL, 2024

Rank	Team	Player	Rushing Average
<b>1.</b>	<b>LAC</b>	<b>RB J.K. Dobbins</b>	<b>6.11</b>
2.	Bal.	RB Derrick Henry	6.00
3.	Phi.	RB Saquon Barkley	5.96
4.	T.B.	RB Bucky Irving	5.80
5.	Sea.	RB Kenneth Walker III	5.72

## DOBBINS RUNS WILD IN WEEK 1 WIN

In the Week 1 victory, J.K. Dobbins rushed for 135 yards and a touchdown on 10 carries (13.5 avg.), highlighted by multiple carries of 45-plus yards.

Dobbins, who returned to action after missing most of last season due to injury, became just the third player in the last 30 seasons to post multiple 45-yard runs a Week 1 contest, while his 13.5-yard rushing average was the best by any player in the first week of a season in NFL history (min. 10 att.).

He headlined a Bolts rushing offense that ran for 176 yards and averaged 6.5 yards per attempt in the victory, the best rushing average by any AFC team in Week 1.

### RUSHING AVERAGE, SINGLE GAME, MINIMUM 10 ATTEMPTS, KICKOFF WEEKEND, NFL HISTORY

Rk.	Team	Game	Player	Rush Avg.
<b>1.</b>	<b>LAC</b>	<b>Sept. 8, 2024 vs. L.V.</b>	<b>RB J.K. Dobbins</b>	<b>13.5</b>
2.	ChiC*	Sept. 29, 1949 vs. Was.	HB Charley Trippi	13.0
3.	ChiC*	Sept. 27, 1959 vs. Was.	WR Bobby Joe Conrad	12.7
4.	NYJ	Sept. 11, 2023 vs. Buf.	RB Breece Hall	12.7
5.	Buf.	Sept. 8, 2012 at NYJ	RB C.J. Spiller	12.1

\*Chicago Cardinals

### RUSHES OF 45-PLUS YARDS, SINGLE GAME, KICKOFF WEEKEND, SINCE 1991

Rk.	Team	Game	Player	No.
<b>1.</b>	<b>LAC</b>	<b>Sept. 8, 2024 vs. L.V.</b>	<b>RB J.K. Dobbins</b>	<b>2</b>
	Buf.	Sept. 8, 2012 at NYJ	RB C.J. Spiller	2
	Min.	Sept. 6, 1992 at G.B.	RB Terry Allen	2
4.	—	Several Others		1

# DERWIN JAMES JR.

## AMONG THE BEST THROUGH 70 GAMES

Derwin James Jr., has recorded 518 tackles, 25 tackles for loss and 12.5 sacks in 69 career games played, becoming the 10th NFL player and the first defensive back to record 500 tackles, 25 tackles for loss and 10.0 sacks within the first 70 games of a career since tackles for loss began being tracked in 2008.

### PLAYERS WITH 500 TACKLES, 25 TACKLES FOR LOSS AND 10 SACKS, FIRST 70 CAREER GAMES, NFL, SINCE 2008

Seasons	Team/s	Player	Sacks	TFL	Tackles
2018-24	LAC	S Derwin James Jr.	12.5	26	518
2019-23	T.B.	LB Devin White	21.5	37	539
2018-23	Ind.	LB Shaquille Leonard	15.0	32	605
2018-22	Chi./Bal.	LB Roquan Smith	16.5	47	611
2016-20	G.B./NYG	LB Blake Martinez	12.0	35	586
2012-17	Ind./Chi.	LB Jerrell Freman	12.0	29	598
2012-16	Sea.	LB Bobby Wagner	12.0	30	621
2012-16	T.B.	LB Lavonte David	14.0	78	620
2010-15	S.F.	LB NaVorro Bowman	10.0	33	507
2007-11	S.F.	LB Patrick Willis	16.0	34	649

James is one of six players — and the only defensive back — since the turn of the century to post 500 tackles, five interceptions and 10 sacks within the first 70 games of a career.

### PLAYERS WITH 500 TACKLES, FIVE INTERCEPTIONS AND 10 SACKS, FIRST 70 CAREER GAMES, NFL, SINCE 2000

Seasons	Team/s	Player	Sacks	INTs	Tackles
2018-24	LAC	S Derwin James Jr.	12.5	8	518
2018-23	Ind.	LB Shaquille Leonard	15.0	12	605
2018-22	Chi./Bal.	LB Roquan Smith	16.5	7	611
2012-16	Sea.	LB Bobby Wagner	12.0	6	621
2012-16	T.B.	LB Lavonte David	14.0	9	620
2000-04	Chi.	LB Brian Urlacher	25.0	6	559

## MAKING AN IMPACT

Derwin James Jr., eclipsed 500 career tackles in his 67th career game, doing so faster than any defensive back since the turn of the century. He also topped 400 career tackles (55 games) and 300 career tackles (41 games) faster than any defensive back over that span.

### FEWEST GAMES TO 500 TACKLES, DEFENSIVE BACKS, NFL, SINCE 2000

Rank	Team/s	Player	Games
1.	LAC	S Derwin James Jr.	67
2.	NYG/Was.	S Landon Collins	68
3.	NYG/Oak./Mia.	S Gibril Wilson	71

### FEWEST GAMES TO 400 TACKLES, DEFENSIVE BACKS, NFL, SINCE 1991

Rank	Team	Player	Games
1.	LAC	S Derwin James Jr.	55
2.	NYG	S Landon Collins	56
3.	Jax.	S Johnathan Cyprien	57



## A DEFENSIVE CHESS PIECE

In 2023, Derwin James Jr., totaled a team-high 125 tackles and was one of eight NFL defensive backs on the season to total a sack, an interception, four tackles for loss and 90 tackles.

### DEFENSIVE BACKS WITH 90 TACKLES, A SACK, AN INTERCEPTION AND FOUR TACKLES FOR LOSS, NFL, 2023

Rk.	Team	Player	Sacks	TFL	INTs	Tackles
1.	LAC	S Derwin James Jr.	2.0	5	1	125
2.	T.B.	S Antoine Winfield Jr.	6.0	6	3	122
3.	Min.	S Josh Metellus	2.5	7	1	112
4.	Cin.	S Dax Hill	1.5	6	2	110
5.	N.E.	DB Kyle Dugger	1.5	6	2	106
6.	Jax.	S Rayshawn Jenkins	1.0	7	2	100
7.	K.C.	S Justin Reid	3.0	5	1	95
8.	Ind.	CB Kenny Moore II	1.5	8	3	93

In 2022, James became the seventh defensive back since the turn of the century to record at least 100 tackles, four sacks and a forced fumble in a single season.

### DEFENSIVE BACKS WITH 100 TACKLES, FOUR SACKS AND A FORCED FUMBLE, SINGLE SEASON, NFL, SINCE 2000

Season	Team	Player	Sacks	FF	Tackles
2023	T.B.	S Antoine Winfield Jr.	6.0	6	122
2022	LAC	S Derwin James Jr.	4.0	2	115
2022	Chi.	DB Jaquan Brisker	4.0	1	104
2019	Car.	S Eric Reid	4.0	1	129
2019	Ten.	CB Logan Ryan	4.5	4	113
2010	Oak.	S Tyvon Branch	4.0	1	101
2005	Ari.	S Adrian Wilson	8.0	1	108
2000	S.D.	S Rodney Harrison	6.0	1	127



# DERWIN JAMES JR.



## ZERO TO SIXTY

Derwin James Jr., posted 445 tackles, 22 tackles for loss and 9.5 sacks in his first 60 games played, becoming the 11th NFL player and the first defensive back to record 400 tackles, 20 tackles for loss and nine sacks within the first 60 games of a career since tackles for loss began being tracked in 2008.

### PLAYERS WITH 400 TACKLES, 20 TACKLES FOR LOSS AND NINE SACKS, FIRST 60 CAREER GAMES, NFL, SINCE 2008

Seasons	Team/s	Player	Sacks	TFL	Tackles
2020-23	Bal.	LB Patrick Queen	13.5	35	404
<b>2018-23</b>	<b>LAC</b>	<b>S Derwin James Jr.</b>	<b>9.5</b>	<b>22</b>	<b>445</b>
2019-22	T.B.	LB Devin White	20.5	35	474
2018-22	Ind.	LB Shaquille Leonard	15.0	30	531
2018-21	Chi.	LB Roquan Smith	14.0	43	517
2016-20	Dal.	LB Jaylon Smith	9.0	20	456
2016-19	G.B.	LB Blake Martinez	9.0	28	487
2012-16	Ind./Chi.	LB Jerrell Freman	12.0	25	512
2012-16	Sea.	LB Bobby Wagner	10.5	27	506
2012-15	T.B.	LB Lavonte David	12.0	66	555
2009-14	Hou.	LB Brian Cushing	11.0	34	438
2007-10	S.F.	LB Patrick Willis	14.0	28	568

James is one of four players — and the only defensive back — since the turn of the century to post 400 tackles, eight interceptions and nine sacks within the first 60 games of a career.

### PLAYERS WITH 400 TACKLES, EIGHT INTERCEPTIONS AND NINE SACKS, FIRST 60 CAREER GAMES, NFL, SINCE 2000

Seasons	Team	Player	Sacks	INTs	Tackles
<b>2018-23</b>	<b>LAC</b>	<b>S Derwin James Jr.</b>	<b>9.5</b>	<b>8</b>	<b>445</b>
2018-22	Ind.	LB Shaquille Leonard	15.0	11	531
2012-15	T.B.	LB Lavonte David	12.0	9	555
2009-14	Hou.	LB Brian Cushing	11.0	8	438

## A NOVEMBER TO REMEMBER

In a dominant November 2022, Derwin James Jr., posted 37 tackles (20 solo), two sacks, an interception and a pair of forced fumbles. He was the only defender during the month to have a sack, a pick and a forced fumble. James was recognized as AFC Defensive Player of the Month for his efforts in November.

James was also the only defensive back in the last 30 years and first player in a decade to have at least 30 tackles, multiple sacks, an interception and a forced fumble in a single November.

### PLAYERS WITH 30 TACKLES, TWO SACKS, AN INTERCEPTION AND A FORCED FUMBLE, SINGLE NOVEMBER, NFL, SINCE 1991

Season	Team	Player	Sacks	FF	INTs	Tackles
<b>2022</b>	<b>LAC</b>	<b>S Derwin James Jr.</b>	<b>2.0</b>	<b>2</b>	<b>1</b>	<b>37</b>
2013	Oak.	LB Nick Roach	4.5	2	1	38
2009	Sea.	LB David Hawthorne	3.0	1	2	50
2008	Pit.	LB James Harrison	5.5	3	1	36
2005	Jax.	LB Mike Peterson	2.0	1	1	37
2004	Car.	LB Will Witherspoon	2.0	1	2	36
2003	Phi.	LB Nate Wayne	3.0	2	1	36
2001	G.B.	LB Nate Wayne	2.0	1	2	39
1999	T.B.	LB Derrick Brooks	2.0	2	2	39

## DERWIN'S PICKS AND SACKS BY PASSER

Derwin James Jr., has recorded eight interceptions and 11.5 sacks in his career. He has brought down Patrick Mahomes the most, totaling two sacks of the Texas Tech product. Below is a look at his career regular-season sacks and interceptions by passer:

### REGULAR-SEASON CAREER INTs BY PASSER (8)

INTs	Passer	Most Recent INT
1	QB Tyson Bagent	Oct. 29, 2023 vs. Chi.
	QB Derek Carr	Oct. 4, 2021 vs. L.V.
	QB Nick Foles	Dec. 26, 2022 at Ind.
	QB Jared Goff	Sept. 23, 2018 at LAR
	QB Drew Lock	Nov. 28, 2021 at Den.
	QB Kyler Murray	Nov. 27, 2022 at Ari.
	QB Ben Roethlisberger	Dec. 2, 2018 at Pit.
	QB Josh Rosen	Nov. 25, 2018 vs. Ari.

### REGULAR-SEASON CAREER SACKS BY PASSER (11.5)

Sacks	Passer	Most Recent Sack
2.0	QB Patrick Mahomes	Nov. 20, 2022 vs. K.C.
1.5	QB Baker Mayfield	Oct. 10, 2021 vs. Cle.
1.0	QB Josh Allen	Sept. 16, 2018 at Buf.
	QB C.J. Beathard	Sept. 30, 2018 vs. S.F.
	QB Derek Carr	Sept. 11, 2022 vs. L.V.
	QB Marcus Mariota	Nov. 6, 2022 at Atl.
	QB Jarrett Stidham	Dec. 31, 2023 at Den.
	QB Russell Wilson	Oct. 17, 2022 vs. Den.
	QB Bailey Zappe	Dec. 3, 2023 at N.E.
0.5	QB Joe Burrow	Dec. 5, 2021 at Cin.
	QB Dak Prescott	Sept. 19, 2021 vs. Dal.

# KHALIL MACK

## RETURN OF THE MACK

Since entering the NFL in 2014, **Khalil Mack** has totaled 104.0 sacks, the second-most over that span. He's one of football's top defenders at forcing turnovers, tying for the league lead in forced fumbles and ranking No. 2 in strip-sacks since entering the NFL.

Mack's 251 career hurries lead the league since he entered the NFL in 2014, while his 438 pressures rank No. 2 over that span.

### SACKS, NFL, SINCE 2014

Rank	Team/s	Player	Sacks
1.	LAR	DT Aaron Donald	111.0
2.	Oak./Chi./LAC	<b>OLB Khalil Mack</b>	<b>104.0</b>
3.	Pit.	LB T.J. Watt	99.5
4.	N.O.	DE Cameron Jordan	96.0
5.	N.E./Ari./L.V.	OLB Chandler Jones	94.5

### FORCED FUMBLES, NFL, SINCE 2014

Rank	Team/s	Player	Forced Fum.
1.	Oak./Chi./LAC	<b>OLB Khalil Mack</b>	<b>30</b>
	N.E./Ari./L.V.	OLB Chandler Jones	30
3.	T.B.	LB Lavonte David	28
4.	Pit.	LB T.J. Watt	27
5.	LAR	DT Aaron Donald	24

### STRIP-SACKS, NFL, SINCE 2014

Rk.	Team/s	Player	Strip Sacks
1.	N.E./Ari./L.V.	OLB Chandler Jones	26
2.	Oak./Chi./LAC	<b>OLB Khalil Mack</b>	<b>23</b>
3.	Pit.	LB T.J. Watt	20
4.	Den./T.B.	OLB Shaquil Barrett	19
5.	Cle.	DE Myles Garrett	18
	LAR	DT Aaron Donald	18
	StL./LAR/Mia./Dal./Chi./Phi.	LB Robert Quinn	18
	Jax./Min./Bal./L.V./Ind./Chi.	DE Yannick Ngakoue	18

### QUARTERBACK HURRIES, NFL, SINCE 2014

Rank	Team/s	Player	Hurries
1.	Oak./Chi./LAC	<b>OLB Khalil Mack</b>	<b>251</b>
2.	LAR	DT Aaron Donald	214
3.	N.O.	DE Cameron Jordan	212
4.	Den./LAR/Buf.	OLB Von Miller	209
5.	Buf./Hou.	DL Jerry Hughes	204

### DEFENSIVE PRESSURES, NFL, SINCE 2014

Rank	Team/s	Player	Pressures
1.	LAR	DT Aaron Donald	475
2.	Oak./Chi./LAC	<b>OLB Khalil Mack</b>	<b>438</b>
3.	N.O.	DE Cameron Jordan	395
4.	Den./LAR/Buf.	OLB Von Miller	394
5.	Hou./Ari.	DE J.J. Watt	393



## MACK DOMINATES NOVEMBER

In November 2023, **Khalil Mack** led all NFL players during the month with 6.0 sacks and two strip-sacks, while adding 23 tackles (19 solo), five tackles for loss, five quarterback hits and three passes defended. Mack was recognized as AFC Defensive Player of the Month for his efforts in November.

Mack became just the second player in the last 15 years to record five sacks, five tackles for loss, multiple pass breakups and multiple strip-sacks in a single November and is just the sixth player to do so in any month over the past 15 seasons.

### PLAYERS WITH FIVE SACKS, FIVE TACKLES FOR LOSS, MULTIPLE STRIP-SACKS AND MULTIPLE PASSES DEFENSED, SINGLE MONTH, NFL, SINCE 2008

Month	Team	Player	Sks	TFLs	PD	Strip-Sks
Nov. 2023	LAC	<b>OLB Khalil Mack</b>	<b>6.0</b>	<b>5</b>	<b>3</b>	<b>2</b>
Sept. 2023	Pit.	LB T.J. Watt	6.0	5	2	2
Sept. 2019	T.B.	OLB Shaquil Barrett	9.0	7	2	3
Nov. 2016	NYG	DE Jason Pierre-Paul	5.5	5	4	2
Oct. 2011	Min.	DE Jared Allen	8.0	7	2	2
Oct. 2009	Was.	DE Andre Carter	5.5	7	2	2

## MACK TOPS 100 CAREER SACKS

In the 150th regular-season game of his career, **OLB Khalil Mack** eclipsed 100 career sacks in the second quarter on a nine-yard takedown. Among active players, Mack's 104.0 sacks rank No. 4.

### SACKS, ACTIVE NFL PLAYERS

Rank	Team/s	Player	Sacks
1.	Den./LAR/Buf.	OLB Von Miller	126.5
2.	N.O.	DE Cameron Jordan	117.5
3.	Ari./Jax./Bal./Atl./Mia.	DL Calais Campbell	107.5
4.	Oak./Chi./LAC	<b>OLB Khalil Mack</b>	<b>104.0</b>
5.	Pit.	LB T.J. Watt	99.5
6.	Cle.	DE Myles Garrett	92.5

# KHALIL MACK

## MACK DROPS SIX SACKS IN VICTORY



**Khalil Mack** had a historic performance in the team's 2023 Week 4 win over the Raiders. He set a career high with six sacks, including a pair of strip-sacks. It was the first six-sack performance by any NFL player since 2017 and just the sixth since the stat began being tracked in 1982.

Mack added 10 tackles (eight solo), five tackles for loss, four quarterback hits and a pass defended. He was the only player since at least 2000 to have six sacks and at least 10 tackles in a single game. He was recognized as AFC Defensive Player of the Week for his performance, the fourth weekly award of his career.

Along with his five-sack performance in 2015, Mack joined Hall of Fame LB Derrick Thomas as the only players with multiple games of five or more sacks since the stat started being tracked in 1982.

### SACKS, SINGLE GAME, NFL, SINCE 1982

Rk.	Team	Game	Player	Sacks
1.	K.C.	Nov. 11, 1990 vs. Sea.	LB Derrick Thomas	7.0
2.	LAC	Oct. 1, 2023 vs. L.V.	OLB Khalil Mack	6.0
	Atl.	Nov. 12, 2017 vs. Dal.	DL Adrian Clayborn	6.0
	NYG	Sept. 30, 2007 vs. Phi.	DE Osi Umenyiora	6.0
	K.C.	Sept. 6, 1998 vs. Oak.	LB Derrick Thomas	6.0
	S.F.	Nov. 13, 1983 vs. N.O.	DE Fred Dean	6.0
7.	S.F.	Nov. 19, 2012 vs. Chi.	OLB Aldon Smith	5.5
	Det.	Sept. 4, 1983 at T.B.	DE William Gay	5.5

## MACK MAKES HISTORY

**Khalil Mack** eclipsed 12 sacks in 2023, the third season of his career with at least 12 sacks — and with his third franchise. He joined Hall of Famer Kevin Greene as the only two players to have a 12-sack season with three different franchises since the individual sack became an official statistic in 1982.

### PLAYERS WITH 12-SACK SEASON WITH THREE DIFFERENT FRANCHISES, NFL, SINCE 1982

Player	Teams (Seasons)
OLB Khalil Mack	Raiders ('15), Bears ('18), Chargers ('23)
LB Kevin Greene*	Rams ('88-90), Steelers ('93-94), Panthers ('96, '99)

*\*Pro Football Hall of Famer*

## TOP OF THE CHARTS

**Khalil Mack** ranked fourth in the NFL in 2023 with 17.0 sacks, setting a new single-season career high. His four strip-sacks were tied for the second-most in the NFL.

### SACKS, NFL, 2023

Rank	Team	Player	Sacks
1.	Pit.	LB T.J. Watt	19.0
2.	Cin.	DE Trey Hendrickson	17.5
	Jax.	OLB Josh Allen	17.5
4.	LAC	OLB Khalil Mack	17.0
5.	Min.	OLB Danielle Hunter	16.5
6.	L.V.	DE Maxx Crosby	14.5

### STRIP SACKS, NFL, 2023

Rank	Team	Player	Strip-Sacks
1.	Mia.	LB Bradley Chubb	5
2.	LAC	OLB Khalil Mack	4
	Cle.	DE Myles Garrett	4
	Pit.	LB T.J. Watt	4
5.	Cin.	DE Trey Hendrickson	3
	Det.	DE Aidan Hutchinson	3
	Ind.	DE Samson Ebukam	3
	L.V.	DE Malcolm Koonce	3
	Min.	OLB Danielle Hunter	3
	T.B.	OLB Shaquil Barrett	3

## MACK ATTACK

By setting his career high with 17.0 sacks in 2023, **Khalil Mack** tied for the most sacks in a single season by a Charger since the individual sack began being tracked in 1982.

Mack forced a total of five fumbles on the year, including four that were strip-sacks. Since forced fumbles began being tracked in 1994, Mack's five tied for the third-most by a Charger in a single season.

### SACKS, SINGLE SEASON, CHARGERS, SINCE 1982

Rank	Season	Player	Sacks
1.	2023	OLB Khalil Mack	17.0
	2006	LB Shawne Merriman	17.0
	1992	DE Leslie O'Neal	17.0
4.	1986	DE Lee Williams	15.0
5.	1989	DE Lee Williams	14.0

### FORCED FUMBLES, SINGLE SEASON, CHARGERS, SINCE 1994

Rank	Season	Player	Forced Fumbles
1.	2021	OLB Joey Bosa	7
	2009	LB Shaun Phillips	7
3.	2023	OLB Khalil Mack	5
	—	Two Other Players	5



# KHALIL MACK

## KHALIL RE-WRITES THE RECORD BOOK

With six sacks in the 2023 Week 4 victory over Las Vegas, **Khalil Mack** set the franchise single-game record, breaking DE Leslie O'Neal's mark of five sacks in 1986.

### SACKS, SINGLE GAME, CHARGERS, SINCE 1982

Rank	Game	Player	Sacks
1.	Oct. 1, 2023 vs. L.V.	OLB Khalil Mack	6.0
	Nov. 16, 1986 vs. Dal.	DE Leslie O'Neal	5.0
3.	Dec. 18, 2011 vs. Bal.	OLB Antwan Barnes	4.0
	Oct. 3, 2010 vs. Ari.	LB Shaun Phillips	4.0
	Oct. 22, 1995 at Sea.	DE Leslie O'Neal	4.0
	Dec. 6, 1992 at Phx.*	DE Leslie O'Neal	4.0
	Dec. 22, 1991 vs. Den.	DE Leslie O'Neal	4.0

*\*Phoenix Cardinals*

## MACK'S PICKS BY PASSER

**Khalil Mack** has picked off three passes, including two that he returned for a touchdown. Below is a look at his career regular-season interceptions by quarterback:

### REGULAR-SEASON CAREER INTs BY PASSER (3)

INTs	Passer	Most Recent INT
1	QB Kirk Cousins	Nov. 16, 2020 vs. Min.
	QB DeShone Kizer	Sept. 9, 2018 at G.B.
	QB Cam Newton	Nov. 27, 2016 vs. Car.



## MACK'S SACKS BY PASSER

**Khalil Mack** has sacked 48 players in the regular season for a total of 104.0 career sacks. Below is a list of his career sacks by passer:

### REGULAR-SEASON CAREER SACKS BY PASSER (104.0)

Sacks	Passer	Most Recent Sack
6.0	QB Aidan O'Connell	Oct. 1, 2023 vs. L.V.
	QB Brock Osweiler	Nov. 21, 2016 vs. Hou.
5.5	QB Aaron Rodgers	Oct. 17, 2021 vs. G.B.
	QB Alex Smith	aDec. 10, 2017 at K.C.
5.0	QB Trevor Siemian	Nov. 26, 2017 vs. Den.
4.0	QB Derek Carr	Sept. 11, 2022 L.V.
	QB Kirk Cousins	Dec. 20, 2020 at Min.
	QB Dak Prescott	Oct. 16, 2023 vs. Dal.
3.0	QB Tom Brady	Oct. 8, 2020 vs. T.B.
	QB Jared Goff	Oct. 3, 2021 vs. Det.
	QB Josh McCown	Sept. 17, 2017 vs. NYJ
2.0	QB Sam Bradford	Sept. 23, 2018 at Ari.
	QB Teddy Bridgewater	Oct. 18, 2020 at Car.
	QB Joe Flacco	Sept. 15, 2019 at Den.
	QB Lamar Jackson	Nov. 26, 2023 vs. Bal.
	QB Daniel Jones	Sept. 20, 2020 vs. NYG
	QB Colin Kaepernick	Dec. 7, 2017 vs. S.F.
	QB Case Keenum	Sept. 23, 2019 at Was.
	QB Jordan Love	Nov. 19, 2023 at G.B.
	QB Patrick Mahomes	Sept. 15, 2022 at K.C.
	QB Marcus Mariota	Nov. 29, 2015 at Ten.
	QB Baker Mayfield	Sept. 26, 2021 at Cle.
	QB Philip Rivers	Oct. 27, 2019 vs. LAC
	QB Geno Smith	Dec. 3, 2017 vs. NYG
	QB Matthew Stafford	Nov. 11, 2018 vs. Det.
	QB Russell Wilson	Oct. 17, 2022 vs. Den.
	QB Zach Wilson	Nov. 6, 2023 at NYJ
	QB Jameis Winston	Oct. 30, 2016 at T.B.
	QB Bailey Zappe	Dec. 3, 2023 at N.E.
1.5	QB Gardner Minshew II	Sept. 8, 2024 vs. L.V.
1.0	QB Blake Bortles	Oct. 23, 2016 at Jax.
	QB Drew Brees	Nov. 1, 2020 vs. N.O.
	QB Joe Burrow	Sept. 19, 2021 vs. Cin.
	QB Jay Cutler	Oct. 4, 2015 at Chi.
	QB Justin Fields	Sept. 22, 2024 at Pit.
	QB Ryan Fitzpatrick	Sept. 30, 2018 vs. T.B.
	QB Nick Foles	Dec. 26, 2022 at Ind.
	QB Blaine Gabbert	Jan. 7, 2024 vs. K.C.
	QB Jimmy Garoppolo	Nov. 13, 2022 at S.F.
	QB DeShone Kizer	Sept. 9, 2018 at G.B.
	QB Eli Manning	Dec. 2, 2018 at NYG
	QB Davis Mills	Oct. 2, 2022 at Hou.
	QB Cam Newton	Nov. 27, 2016 vs. Car.
	QB Kyle Orton	Dec. 21, 2014 vs. Buf.
	QB Jarrett Stidham	Dec. 31, 2023 at Den.
	QB Tyrod Taylor	Dec. 4, 2016 vs. Buf.
	QB Deshaun Watson	Dec. 13, 2020 vs. Hou.
0.5	QB Matt Ryan	Sept. 27, 2020 at Atl.

### POSTSEASON CAREER SACKS BY PASSER (1.0)

Sacks	Passer	Most Recent Sack
1.0	QB Trevor Lawrence	Jan. 14, 2023 at Jax.*

*\*AFC Wild Card*

# JOEY BOSA



## NOT YOUR AVERAGE JOEY

Since entering the NFL in 2016, **Joey Bosa** has been a force, recording the sixth-best sacks-per-game over that span (min. 80 games played). He is also tied for No. 9 in that time with 69.0 sacks.

### SACKS PER GAME, MIN. 80 GAMES PLAYED, SINCE 2016

Rank	Team/s	Player	Sacks/Game
1.	Pit.	LB T.J. Watt	0.92
2.	Cle.	DE Myles Garrett	0.89
3.	Ari./L.V.	OLB Chandler Jones	0.77
4.	Min./Hou.	OLB Danielle Hunter	0.76
5.	LAR	DT Aaron Donald	0.75
6.	<b>LAC</b>	<b>OLB Joey Bosa</b>	<b>0.72</b>
7.	<b>Oak./Chi./LAC</b>	<b>OLB Khalil Mack</b>	<b>0.69</b>
8.	N.O./Cin.	DE Trey Hendrickson	0.64
9.	L.V.	DE Maxx Crosby	0.64
10.	Den./LAR/Buf.	OLB Von Miller	0.63

### SACKS, NFL, SINCE 2016

Rank	Team/s	Player	Sacks
1.	Pit.	LB T.J. Watt	99.5
2.	Cle.	DE Myles Garrett	92.5
3.	LAR	DT Aaron Donald	91.0
4.	<b>Oak./Chi./LAC</b>	<b>OLB Khalil Mack</b>	<b>85.0</b>
5.	Min./Hou.	OLB Danielle Hunter	83.0
6.	K.C.	DT Chris Jones	78.5
	N.O.	DE Cameron Jordan	78.5
8.	Ari./L.V.	OLB Chandler Jones	76.0
9.	<b>LAC</b>	<b>OLB Joey Bosa</b>	<b>69.0</b>
	Jax./Min./Bal./L.V./Ind./Chi.	DE Yannick Ngakoue	69.0
11.	Bal./N.E./Atl.	LB Matthew Judon	68.0

## FORCING THE ISSUE

After leading the NFL with seven strip-sacks in 2021, **Joey Bosa** continues to be among the league's best at jarring the ball free. He had one strip-sack in 2023 to reach 14 career strip-sacks. Despite missing 21 games since 2021, Bosa is tied for the most in the NFL over that span with nine strip-sacks and ranks tied for No. 1 in forced fumbles

### STRIP-SACKS, NFL, SINCE 2021

Rank	Team/s	Player	Strip-Sacks
1.	<b>LAC</b>	<b>OLB Joey Bosa</b>	<b>9</b>
	Cin.	DE Trey Hendrickson	9
	Cle.	DE Myles Garrett	9
4.	Car./Phi./NYJ	LB Haason Reddick	8
	Den./Mia.	OLB Bradley Chubb	8
	Pit.	LB T.J. Watt	8
	S.F.	DL Nick Bosa	8
8.	—	Three Other Players	7

### FORCED FUMBLES, NFL, SINCE 2021

Rank	Team/s	Player	Forced Fumbles
1.	<b>LAC</b>	<b>OLB Joey Bosa</b>	<b>10</b>
	Pit.	LB T.J. Watt	10
3.	Cin.	DE Trey Hendrickson	9
	Cle.	DE Myles Garrett	9
	Den./Mia.	OLB Bradley Chubb	9
	T.B.	S Antoine Winfield Jr.	9
	S.F.	DL Nick Bosa	9
	S.F.	LB Fred Warner	9
9.	Car./Phi./NYJ	LB Haason Reddick	8
	Ind./Phi.	LB Shaquille Leonard	8
	Pit.	LB Alex Highsmith	8

Bosa has gone for the ball when taking down the quarterback since he entered the NFL. His 14 career strip-sacks are the ninth-most since 2016.

10 of Bosa's 14 career strip-sacks came on third down, which leads the NFL over that span. Seven of his third-down strip-sacks have come since 2021, which is also a league-high.

### STRIP-SACKS, THIRD DOWN, NFL, SINCE 2016

Rk.	Team/s	Player	Strip-Sacks
1.	<b>LAC</b>	<b>OLB Joey Bosa</b>	<b>10</b>
2.	StL/LAR/Mia./Dal./Chi./Phi.	LB Robert Quinn	8
	Jax./LAR/Atl./Dal.	DE Dante Fowler Jr.	8
4.	LAR	DT Aaron Donald	7
5.	—	Five Other Players	6

### STRIP-SACKS, THIRD DOWN, NFL, SINCE 2021

Rank	Team/s	Player	Strip-Sacks
1.	<b>LAC</b>	<b>OLB Joey Bosa</b>	<b>7</b>
2.	S.F./Ind.	DE Samson Ebukam	5
3.	Sea./Chi.	DE Darrell Taylor	4
	Cin.	DE Trey Hendrickson	4
	T.B.	OLB Shaquil Barrett	4
5.	—	Seven Other Players	3

# JOEY BOSHA

## BOSHA'S SACKS BY PASSER

Joey Bosa has 69.0 career sacks. He has sacked QB Derek Carr 8.5 times in his career, more than he's sacked any other quarterback. Bosa has brought down 41 different passers in his career, including 17 more than once. Below is a look at his career sacks by passer:

### REGULAR-SEASON CAREER SACKS BY PASSER (69.0)

Sacks	Passer	Most Recent Sack
8.5	QB Derek Carr	Sept. 11, 2022 vs. L.V.
4.0	QB Ryan Tannehill	Sept. 17, 2023 at Ten.
3.5	QB Trevor Siemian	Oct. 22, 2017 vs. Den.
	QB Gardner Minshew II	Sept. 8, 2024 vs. L.V.
2.5	QB Patrick Mahomes	Dec. 16, 2021 vs. K.C.
	QB Josh Rosen	Sept. 29, 2019 at Mia.
	QB Zach Wilson	Nov. 6, 2023 at NYJ
2.0	QB Josh Allen	Nov. 29, 2020 at Buf.
	QB Kirk Cousins	Sept. 24, 2023 at Min.
	QB Robert Griffin III	Dec. 24, 2016 at Cle.
	QB Eli Manning	Oct. 8, 2015 at NYG
	QB Ben Roethlisberger	Nov. 21, 2021 vs. Pit.
	QB Matt Ryan	Oct. 23, 2016 at Atl.
	QB Alex Smith	Sept. 24, 2017 vs. K.C.
	QB Mitchell Trubisky	Oct. 27, 2019 at Chi.
1.5	QB Lamar Jackson	Oct. 17, 2021 at Bal.
	QB Aaron Rodgers	Nov. 3, 2019 vs. G.B.
1.0	WR Davante Adams	Sept. 11, 2022 vs. L.V.
	QB Tyson Bagent	Oct. 29, 2023 vs. Chi.
	QB Matt Barkley	Nov. 29, 2020 at Buf.
	QB Blake Bortles	Nov. 12, 2017 at Jax.
	QB Tom Brady	Oct. 29, 2017 at N.E.
	QB Drew Brees	Oct. 12, 2020 at N.O.
	QB Teddy Bridgewater	Sept. 27, 2020 vs. Car.
	QB Jacoby Brissett	Sept. 8, 2019 vs. Ind.
	QB Joe Burrow	Sept. 13, 2020 at Cin.
	QB Jeff Driskel	Dec. 9, 2018 vs. Cin.
	QB Joe Flacco	Oct. 6, 2019 vs. Den.
	QB Ryan Fitzpatrick	Sept. 12, 2021 at Was.
	QB Mike Glennon	Dec. 12, 2021 vs. NYG
	QB Jalen Hurts	Nov. 7, 2021 at Phi.
	QB Case Keenum	Dec. 30, 2017 at Den.
	QB DeShone Kizer	Dec. 3, 2017 vs. Cle.
	QB Drew Lock	Nov. 28, 2021 at Den.
	QB Cam Newton	Dec. 11, 2016 at Car.
	QB Tyrod Taylor	Nov. 19, 2017 vs. Buf.
	QB Russell Wilson	Jan. 8, 2023 at Den.
	QB Jameis Winston	Dec. 4, 2016 vs. T.B.
	QB Bryce Young	Sept. 15, 2024 at Car.
0.5	QB Brock Osweiler	Nov. 27, 2016 at Hou.
	QB Deshaun Watson	Sept. 22, 2019 vs. Hou.

### POSTSEASON CAREER SACKS BY PASSER (1.0)

Sacks	Passer	Most Recent Sack
1.0	QB Lamar Jackson	Jan. 6, 2019 at Bal.*

\*AFC Wild Card



## ONE OF A KIND

With 8.5 sacks in his first eight games of 2017, **Joey Bosa** brought his career total to 19.0 sacks over his first 20 career games. That topped the previous NFL record of 18.5 set by Aldon Smith in 2012.

### SACKS, FIRST 20 CAREER GAMES, NFL HISTORY

Rank	Team	Player	Sacks
1.	Chargers	DE <b>Joey Bosa</b>	19.0
2.	49ers	LB Aldon Smith	18.5
3.	Cowboys	LB Micah Parsons	17.0
	Packers	LB Clay Matthews	17.0

## BRING THE HEAT

**Joey Bosa** ranks third in sacks in team history after reaching 60 for his career. He eclipsed 50 in his 67th game of his career, setting the mark for the fastest by any player in Chargers history.

### CAREER SACKS LEADERS, CHARGERS HISTORY SINCE 1982

Rank	Seasons	Player	Sacks
1.	1986-95	DE Leslie O'Neal	105.5
2.	2004-12	LB Shaun Phillips	69.5
3.	2016-Present	OLB <b>Joey Bosa</b>	69.0
4.	1984-90	DE Lee Williams	65.5
5.	2012-20	DE Melvin Ingram III	49.0
6.	1990-2002	LB Junior Seau	47.0

### FEWEST GAMES TO 50 SACKS, CHARGERS HISTORY

Rank	Seasons	Player	Games
1.	2016-21	OLB <b>Joey Bosa</b>	67
2.	1986-91	DE Leslie O'Neal	70
3.	1984-89	DE Lee Williams	75
4.	2004-10	LB Shaun Phillips	96



# CAMERON DICKER

## MAKING NFL HISTORY

**Cameron Dicker** has made 59-of-63 career field goal attempts. His field goal percentage of 93.7 is the second-best in NFL history by a player with at least 50 attempts.

### FIELD GOAL PCT., MIN. 50 ATTEMPTS, NFL HISTORY

Rank	Team/s	Player	Field Goal Pct. (Made-Att.)
3.	Dal.	K Brandon Aubrey	94.1 (48-51)
<b>2.</b>	<b>Phi./LAC</b>	<b>K Cameron Dicker</b>	<b>93.7 (59-63)</b>
3.	Bal.	K Justin Tucker	89.7 (400-446)
4.	Chi./NYJ/Car.	K Eddie Pineiro	89.6 (95-106)
5.	K.C.	K Harrison Butker	89.1 (205-230)
6.	LAC/Atl.	K Younghoe Koo	89.1 (163-183)

## DICKER KICKS CONSISTENTLY

**Cameron Dicker** has made all 50 of his field goal attempts from less than 50 yards out, good for the best percentage by any NFL kicker in at least the last 30 seasons (min. 40 attempts of less than 50 yards).

### FIELD GOAL PCT., LESS THAN 50-YARD ATTEMPTS, MIN. 40 ATTEMPTS, NFL, SINCE 1991

Rank	Team/s	Player	Field Goal Pct. (Made-Att.)
<b>1.</b>	<b>Phi./LAC</b>	<b>K Cameron Dicker</b>	<b>100.0 (50-50)</b>
2.	Bal.	K Justin Tucker	95.3 (342-359)
3.	K.C.	K Harrison Butker	93.6 (175-187)
4.	LAC/Atl.	K Younghoe Koo	91.9 (137-149)
5.	Jax./Det./Cle.	K Riley Patterson	91.8 (56-61)

## EXTRA POINTS

**Cameron Dicker** has made 63-of-64 of his career extra point attempts, registering a 98.4 percentage. It's the third-best percentage by any kicker with at least 50 extra point attempts since the PAT was moved back in 2015.

### EXTRA POINT PERCENTAGE, MIN. 50 ATT., NFL, SINCE 2015

Rk.	Team/s	Player	Made PAT	Missed PAT	PAT Pct.
1.	S.F.	K Jake Moody	67	1	98.5
2.	7 Teams*	K Chase McLaughlin	128	2	98.5
<b>3.</b>	<b>Phi./LAC</b>	<b>K Cameron Dicker</b>	<b>63</b>	<b>1</b>	<b>98.4</b>
4.	Bal.	K Justin Tucker	362	6	98.4
5.	NYG	K Josh Brown	53	1	98.1
6.	N.O.	K Blake Grupe	50	1	98.0

\*Chargers, Colts, 49ers, Jets, Jaguars, Browns, Colts, Buccaneers



## THE BEST THROUGH THREE SEASONS

As a rookie, **Cameron Dicker** made 21-of-22 field goals (95.5 pct.) to set the record for best field goal percentage by a rookie kicker since the 1970 NFL-AFL Merger (min. 15 att.). He has continued his excellence with the Bolts, making 59-of-63 career attempts (93.7 pct.). Dicker's 93.7 career field goal percentage is the best within the first three seasons of a career among kickers with at least 50 field goal attempts.

### FIELD GOAL PCT., FIRST THREE SEASONS, MIN. 50 ATTEMPTS, NFL, SINCE 1970

Rank	Team/s	Player	Field Goal Pct. (Made-Att.)
<b>1.</b>	<b>Phi./LAC</b>	<b>K Cameron Dicker</b>	<b>93.7 (59-63)</b>
2.	Dal.	K Dan Bailey	90.8 (89-98)
3.	Bal.	K Justin Tucker	89.8 (97-108)
4.	K.C.	K Harrison Butker	89.7 (96-107)
5.	Ind.	K Mike Vanderjagt	89.6 (86-96)

## TWO SEASONS FOR THE AGES

In 10 games played with the Bolts in 2022, **Cameron Dicker** made 19-of-20 field goal attempts (95.0 pct.). It set the best single-season field goal percentage in team history among players with at least 15 field goal attempts.

In 2023, Dicker made 31-of-33 field goals (93.9 pct.), good for the second-best single-season field goal percentage in franchise history (min. 15 att.).

### FIELD GOAL PCT., MIN. 15 ATTEMPTS, SINGLE SEASON, CHARGERS HISTORY

Rank	Season	Player	Field Goal Pct. (Made-Att.)
<b>1.</b>	<b>2022</b>	<b>K Cameron Dicker</b>	<b>95.0 (19-20)</b>
<b>2.</b>	<b>2023</b>	<b>K Cameron Dicker</b>	<b>93.9 (31-33)</b>
3.	2018	K Michael Badgley	93.8 (15-16)
4.	2013	K Nick Novak	91.9 (34-37)
5.	2009	K Nate Kaeding	91.4 (32-35)
6.	1990	K John Carney	90.5 (19-21)

## OTHER PLAYER NOTES

### POONA PICKS HIS FIRST PASS

In the fourth quarter of the Week 1 victory, **DL Poona Ford** hauled in a pass deflected by **OLB Khalil Mack** for his first career interception. Ford is the first defensive lineman in the NFL with a pick this season and was just the second defensive lineman to have a tackle for loss, interception and multiple pass breakups in a single game since tackles for loss began being tracked in 2008.

### INTERIOR DEFENSIVE LINEMEN WITH TACKLE FOR LOSS, INTERCEPTION AND MULTIPLE PASSES DEFENSED, SINGLE GAME, NFL, SINCE 2008

Game	Team	Game	TFL	INT	PD
Sept. 8, 2024 vs. L.V.	LAC	DL Poona Ford	1	1	2
Jan. 1, 2012 vs. NYJ	Mia.	DL Randy Starks	1	2	2

### MC CONKEY MAKES HIS MARK

In Week 1, **WR Ladd McConkey** made his NFL debut and led the team with five receptions for 39 yards (7.8 avg.), including a 10-yard touchdown catch in the fourth quarter to put the game away. He is just the 10th Charger in history to haul in a touchdown pass in an NFL debut.

### SETTING THE PACE

With three touchdown grabs this year, **WR Quentin Johnston** has set a single-season career high and is tied for No. 3 in the NFL. Rookie **WR Ladd McConkey** has a pair of receiving scores, which ranks tied for 13th in the league.

#### RECEIVING TOUCHDOWNS, NFL, 2024

Rank	Team	Player	Receiving Touchdowns
1.	Ari.	WR Marvin Harrison Jr.	4
	Min.	WR Justin Jefferson	4
3.	LAC	<b>WR Quentin Johnston</b>	<b>3</b>
	Cin.	WR Ja'Marr Chase	3
	Cin.	WR Andrei Iosivas	3
	G.B.	WR Dontayvion Wicks	3
	Min.	WR Jalen Nailor	3
	NYG	WR Malik Nabers	3
	NYJ	WR Allen Lazard	3
	S.F.	WR Jauan Jennings	3
	T.B.	WR Mike Evans	3
	T.B.	WR Chris Godwin	3
13.	LAC	<b>WR Ladd McConkey</b>	<b>2</b>
	—	18 Other Players	2

# 2024 LOS ANGELES CHARGERS OFFENSIVE STATISTICS

Won 2, Lost 2

9/8/2024	W	22 - 10
9/15/2024	W	26 - 3
9/22/2024	L	10 - 20
9/29/2024	L	10 - 17

Las Vegas Raiders  
at Carolina Panthers  
at Pittsburgh Steelers  
Kansas City Chiefs

Los Angeles  
Chargers

<b>Total First Downs</b>	<b>54</b>	<b>57</b>
Rushing	21	18
Passing	30	32
Penalty	3	7
3rd Down: Made/Att	20/55	22/56
3rd Down Pct.	36.4%	39.3%
4th Down: Made/Att	0/1	1/4
4th Down Pct.	0.0%	25.0%
<b>Possession Avg.</b>	<b>30:24</b>	<b>29:36</b>
<b>Total Net Yards</b>	<b>1055</b>	<b>1130</b>
Avg. Per Game	263.8	282.5
Total Plays	217	228
Avg. Per Play	4.9	5.0
<b>Net Yards Rushing</b>	<b>511</b>	<b>376</b>
Avg. Per Game	127.8	94.0
Total Rushes	115	97
<b>Net Yards Passing</b>	<b>544</b>	<b>754</b>
Avg. Per Game	136.0	188.5
Sacked/Yards Lost	9/58	11/77
Gross Yards	602	831
Attempts/Completions	93/61	120/87
Completion Pct.	65.6%	72.5%
Had Intercepted	1	4
<b>Punts/Average</b>	<b>23/49.1</b>	<b>19/49.1</b>
<b>Net Punting Avg.</b>	<b>43.2</b>	<b>46.5</b>
<b>Penalties/Yards</b>	<b>26/185</b>	<b>19/160</b>
<b>Fumbles/Ball Lost</b>	<b>5/1</b>	<b>3/3</b>
<b>Touchdowns</b>	<b>7</b>	<b>5</b>
Rushing	2	2
Passing	5	3
Returns	0	0

<b>Score By Periods</b>	<b>Q1</b>	<b>Q2</b>	<b>Q3</b>	<b>Q4</b>	<b>OT</b>	<b>Pts</b>
Team	26	20	6	16	0	68
Opponents	7	14	9	20	0	50

<b>Scoring</b>	<b>TD</b>	<b>Ru</b>	<b>Pa</b>	<b>Rt</b>	<b>PAT</b>	<b>FG</b>	<b>2Pt</b>	<b>Pts</b>
C.Dicker	0	0	0	0	5/6	7/8	0	26
Q.Johnston	3	0	3	0	0/0	0/0	0	18
J.Dobbins	2	2	0	0	0/0	0/0	0	12
L.McConkey	2	0	2	0	0/0	0/0	0	12
<b>Team</b>	<b>7</b>	<b>2</b>	<b>5</b>	<b>0</b>	<b>5/6</b>	<b>7/8</b>	<b>0</b>	<b>68</b>
<b>Opponents</b>	<b>5</b>	<b>2</b>	<b>3</b>	<b>0</b>	<b>5/5</b>	<b>5/8</b>	<b>0</b>	<b>50</b>

2-Pt. Conversions: Team 0/1, Opponents: 0/0  
Sacks: K.Mack 2.5, J.Bosa 2.0, B.Dupree 2.0, D.Perryman 1.0,  
D.James 1.0, M.Fox 0.5, T.Dye 0.5, T.Still 0.5 **Team: 10.0,**  
**Opponents: 9.0**

<b>Rushing</b>	<b>No.</b>	<b>Yds</b>	<b>Avg</b>	<b>Long</b>	<b>TD</b>
J.Dobbins	56	342	6.1	61	2
G.Edwards	38	113	3.0	10	0
J.Herbert	14	24	1.7	13	0
D.Davis	3	17	5.7	8	0
H.Haskins	3	11	3.7	5	0
Q.Johnston	1	4	4.0	4	0
<b>Team</b>	<b>115</b>	<b>511</b>	<b>4.4</b>	<b>61</b>	<b>2</b>
<b>Opponents</b>	<b>97</b>	<b>376</b>	<b>3.9</b>	<b>23</b>	<b>2</b>

<b>Receiving</b>	<b>No.</b>	<b>Yds</b>	<b>Avg</b>	<b>Long</b>	<b>TD</b>
L.McConkey	15	176	11.7	37	2
Q.Johnston	11	142	12.9	29t	3
J.Dobbins	10	44	4.4	14	0
W.Dissly	9	85	9.4	22	0
J.Palmer	7	70	10.0	26	0
H.Hurst	6	59	9.8	27	0
S.Fehoko	1	17	17.0	17	0
S.Matlock	1	7	7.0	7	0
G.Edwards	1	2	2.0	2	0
E.Tomlinson	0	0	0.0	0	0
<b>Team</b>	<b>61</b>	<b>602</b>	<b>9.9</b>	<b>37</b>	<b>5</b>
<b>Opponents</b>	<b>87</b>	<b>831</b>	<b>9.6</b>	<b>55t</b>	<b>3</b>

<b>Interceptions</b>	<b>No.</b>	<b>Yds</b>	<b>Avg</b>	<b>Long</b>	<b>TD</b>
K.Fulton	1	29	29.0	29	0
P.Ford	1	3	3.0	3	0
E.Molden	1	3	3.0	3	0
B.Dupree	1	0	0.0	0	0
<b>Team</b>	<b>4</b>	<b>35</b>	<b>8.8</b>	<b>29</b>	<b>0</b>
<b>Opponents</b>	<b>1</b>	<b>0</b>	<b>0.0</b>	<b>0</b>	<b>0</b>

<b>Punting</b>	<b>No</b>	<b>Yds</b>	<b>Avg</b>	<b>Net</b>	<b>TB</b>	<b>In</b>	<b>Lg</b>	<b>B</b>
J.Scott	23	1129	49.1	43.2	3	7	63	0
<b>Team</b>	<b>23</b>	<b>1129</b>	<b>49.1</b>	<b>43.2</b>	<b>3</b>	<b>7</b>	<b>63</b>	<b>0</b>
<b>Opponents</b>	<b>19</b>	<b>932</b>	<b>49.1</b>	<b>46.5</b>	<b>1</b>	<b>10</b>	<b>64</b>	<b>0</b>

<b>Punt Returns</b>	<b>Ret</b>	<b>FC</b>	<b>Yds</b>	<b>Avg</b>	<b>Long</b>	<b>TD</b>
D.Davis	3	10	29	9.7	15	0
<b>Team</b>	<b>3</b>	<b>10</b>	<b>29</b>	<b>9.7</b>	<b>15</b>	<b>0</b>
<b>Opponents</b>	<b>8</b>	<b>8</b>	<b>76</b>	<b>9.5</b>	<b>21</b>	<b>0</b>

<b>Kickoff Returns</b>	<b>No.</b>	<b>Yds</b>	<b>Avg</b>	<b>Long</b>	<b>TD</b>
D.Davis	4	85	21.3	35	0
<b>Team</b>	<b>4</b>	<b>85</b>	<b>21.3</b>	<b>35</b>	<b>0</b>
<b>Opponents</b>	<b>4</b>	<b>109</b>	<b>27.3</b>	<b>31</b>	<b>0</b>

<b>Field Goals</b>	<b>1-19</b>	<b>20-29</b>	<b>30-39</b>	<b>40-49</b>	<b>50+</b>
C.Dicker	0/0	3/3	0/0	2/2	2/3
<b>Team</b>	<b>0/0</b>	<b>3/3</b>	<b>0/0</b>	<b>2/2</b>	<b>2/3</b>
<b>Opponents</b>	<b>0/0</b>	<b>0/0</b>	<b>5/5</b>	<b>0/1</b>	<b>0/2</b>

Fumbles Lost: J.Herbert 1 **Total: 1**  
Opponent Fumble Recoveries: K.Mack 1, E.Molden 1, J.Taylor 1  
**Total: 3**

<b>Passing</b>	<b>Att</b>	<b>Cmp</b>	<b>Yds</b>	<b>Cmp%</b>	<b>Yds/Att</b>	<b>TD</b>	<b>TD%</b>	<b>Int</b>	<b>Int%</b>	<b>Long</b>	<b>Sack</b>	<b>Lost</b>	<b>Rating</b>
J.Herbert	91	59	578	64.8%	6.4	5	5.5%	1	1.1%	37	6/	30	96.3
T.Heinicke	2	2	24	100.0%	12.0	0	0.0%	0	0.0%	18	3/	28	116.7
<b>Team</b>	<b>93</b>	<b>61</b>	<b>602</b>	<b>65.6%</b>	<b>6.5</b>	<b>5</b>	<b>5.4%</b>	<b>1</b>	<b>1.1%</b>	<b>37</b>	<b>9/</b>	<b>58</b>	<b>97.1</b>
<b>Opponents</b>	<b>120</b>	<b>87</b>	<b>831</b>	<b>72.5%</b>	<b>6.9</b>	<b>3</b>	<b>2.5%</b>	<b>4</b>	<b>3.3%</b>	<b>55t</b>	<b>11/</b>	<b>77</b>	<b>85.8</b>



# 2024 LOS ANGELES CHARGERS DEFENSIVE STATISTICS

Official Press Box Totals — Confirmed by league review.

Player	— Tackles —					— Fumbles —						
	Total	Solo	Asst.	Sacks	Yards	TFLs	QB Hits	Interceptions	Passes Def.	Forced Recoveries		
Daiyan Henley	33	22	11	0	0	2	0	0	1	0	0	
Denzel Perryman	30	22	8	1	7	2	1	0	0	0	0	
Derwin James	21	15	6	1	6	2	1	0	0	0	0	
Elijah Molden	17	9	8	0	0	0	0	1	1	0	1	
Kristian Fulton	15	11	4	0	0	2	0	1	3	0	0	
Khalil Mack	15	6	9	2.5	17	2	4	0	2	0	1	
Asante Samuel	13	11	2	0	0	0	0	0	2	0	0	
Alohi Gilman	13	7	6	0	0	0	0	0	1	0	0	
Ja'Sir Taylor	11	8	3	0	0	0	0	0	0	0	1	
Poona Ford	11	5	6	0	0	1	2	1	2	0	0	
Otito Ogbornia	10	2	8	0	0	0	0	0	1	0	0	
Joey Bosa	9	7	2	2	14	2	3	0	0	1	0	
Morgan Fox	9	7	2	0.5	6	0	1	0	0	0	0	
Tuli Tuipulotu	9	3	6	0	0	2	0	0	1	1	0	
Bud Dupree	6	4	2	2	8	2	2	1	2	0	0	
Teair Tart	6	1	5	0	0	0	1	0	0	0	0	
Tarheeb Still	5	3	2	0.5	4.5	0	1	0	0	0	0	
Junior Colson	4	2	2	0	0	0	0	0	1	0	0	
Troy Dye	4	1	3	0.5	4.5	0	1	0	0	0	0	
A.J. Finley	3	2	1	0	0	0	0	0	0	0	0	
Deane Leonard	1	1	0	0	0	0	0	0	1	0	0	
Cam Hart	1	1	0	0	0	0	0	0	0	0	0	
Scott Matlock	1	0	1	0	0	0	0	0	1	0	0	
<b>Totals</b>	<b>247</b>	<b>150</b>	<b>97</b>	<b>10</b>	<b>67</b>	<b>17</b>	<b>17</b>	<b>4</b>	<b>19</b>	<b>2</b>	<b>3</b>	
<i>Defensive Backs</i>	<i>100</i>	<i>68</i>	<i>32</i>	<i>1.5</i>	<i>10.5</i>	<i>4</i>	<i>2</i>	<i>2</i>	<i>8</i>	<i>0</i>	<i>2</i>	
<i>Linebackers</i>	<i>71</i>	<i>47</i>	<i>24</i>	<i>1.5</i>	<i>11.5</i>	<i>4</i>	<i>2</i>	<i>0</i>	<i>2</i>	<i>0</i>	<i>0</i>	
<i>Outside Linebackers</i>	<i>39</i>	<i>20</i>	<i>19</i>	<i>6.5</i>	<i>39</i>	<i>8</i>	<i>9</i>	<i>1</i>	<i>5</i>	<i>2</i>	<i>1</i>	
<i>Defensive Line</i>	<i>37</i>	<i>15</i>	<i>22</i>	<i>0.5</i>	<i>6</i>	<i>1</i>	<i>4</i>	<i>1</i>	<i>4</i>	<i>0</i>	<i>0</i>	

## SPECIAL TEAMS TACKLES

Player	Total Tackles
Deane Leonard	3
Troy Dye	2
Daiyan Henley	2
Junior Colson	1
Semi Fehoko	1
Cam Hart	1
Elijah Molden	1
Shaquille Quarterman	1
A.J. Finley	1
Stone Smart	1
<b>Totals</b>	<b>14</b>

# 2024 GAME SUMMARIES

## WEEK 1 vs. LAS VEGAS



**RAIDERS 10  
CHARGERS 22**

Sunday, Sept. 8, 2024  
SoFi Stadium — Inglewood, Calif.



### GAME STATISTICS

TEAM	1	2	3	4	OT	F
Las Vegas	7	0	0	3	—	10
L.A. Chargers	3	3	3	13	—	22

### SCORING SUMMARY

Team	Q	Time	Play
Chargers	1	4:22	C.Dicker 53 yd. Field Goal
Raiders	1	0:45	A.Mattison 31 yd. pass from G.Minshew (D.Carlson kick)
Chargers	2	0:26	C.Dicker 25 yd. Field Goal
Chargers	3	9:08	C.Dicker 24 yd. Field Goal
Chargers	4	14:55	J.Dobbins 12 yd. run (C.Dicker kick)
Raiders	4	10:30	D.Carlson 32 yd. Field Goal
Chargers	4	3:40	L.McConkey 10 yd. pass from J.Herbert (run failed)

### TEAM STATISTICS

	LV	LAC
FIRST DOWNS:	14	11
TOTAL NET YARDS:	296	316
NET RUSHING YARDS:	71	176
NET PASSING YARDS:	225	140
PENALTIES/YARDS:	2-15	7-50
3RD DOWN EFFICIENCY (%):	5-14 (35.7%)	4-15 (26.7%)
PUNTS/AVERAGE:	5-53.0	7-47.4
SACKS/YARDS:	1-4	4-32
FUMBLES/LOST:	2-2	0-0
POINTS OFF TURNOVERS:	0	3
AVG. DRIVE START:	OWN 28	OWN 35
TIME OF POSSESSION:	31:44	28:16

### INDIVIDUAL TOP PERFORMERS



#### PASSING

	CMP	ATT	YDS	TD	INT	RT
Herbert	17	26	144	1	0	95.1
G.Minshew II	25	33	257	1	1	95.1

#### RUSHING

	ATT	YDS	AVG	LG	TD
J.Dobbins	10	135	13.5	61	1
G.Edwards	11	26	2.4	10	0
Z.White	13	44	3.4	12	0
A.Mattinson	5	19	3.8	7	0

#### RECEIVING

	REC	YDS	AVG	LG	TD
L.McConkey	5	39	7.8	11	1
Q.Johnston	3	38	12.7	16	0
J.Dobbins	3	4	1.3	3	0
H.Hurst	2	33	16.5	27	0
B.Bowers	6	58	9.7	26	0
D.Adams	5	59	11.8	23	0
A.Mattison	4	43	10.8	31	1
J.Meyers	3	61	20.3	33	0

**TACKLES (SOLO) - LAC:** J.Bosa 7 (6), D.James 7 (6), A.Samuel 6 (5);  
**LV:** R.Spillane 10 (7), C.Wilkins 5 (4), M.Epps 5 (3).

**SACKS - LAC:** K.Mack 1.5-10, J.Bosa 1-6, TEAM 1-10, M.Fox 0.5-6;  
**LV:** M.Crosby 1-4.

**INTERCEPTIONS - LAC:** P.Ford 1-0-0; **LV:** None.

#### STARTERS

WR.....L.McConkey	OLB.....K.Mack	WR....T.Tucker	DE....C.Snowden
FB/DL.S.Matlock	DL.....P.Ford	TE.....M.Mayer	DE.....M.Crosby
LT.....R.Slater	DL.....O.Ogbonnia	LT.....K.Miller	DT.....J.Jenkins
RG.....Z.Johnson	OLB.....J.Bosa	LG.....C.Whitehair	DT.....C.Wilkins
C.....B.Bozeman	LB.....D.Henley	C.....A.James	DT.....A.Butler
RG.....T.Pipkins	LB....D.Perryman	RG.....D.Parham	LB.....D.Deablo
RT.....J.Alt	CB.....K.Fulton	RT.....T.Munford	LB.....R.Spillane
TE.....W.Dissly	CB.....A.Samuel	WR....D.Adams	CB.....J.Jones
WR.....J.Palmer	DB.....J.Taylor	WR....J.Meyers	CB.....N.Hobbs
QB.....J.Herbert	S.....A.Gilman	QB....G.Minshew II	S.....T.Moehrig
RB.....G.Edwards	S.....D.James	RB....Z.White	S.....M.Epps

## WEEK 2 AT CAROLINA



**CHARGERS 26  
PANTHERS 3**

Sunday, Sept. 15, 2024  
Bank of America Stadium — Charlotte, N.C.



### GAME STATISTICS

TEAM	1	2	3	4	OT	F
L.A. Chargers	6	14	3	3	—	26
Carolina	0	0	3	0	—	3

### SCORING SUMMARY

Team	Q	Time	Play
Chargers	1	9:20	Q.Johnston 29 yd. pass from J.Herbert (kick failed, wl)
Chargers	2	4:16	Q.Johnston 5 yd. pass from J.Herbert (C.Dicker kick)
Chargers	2	2:01	J.Dobbins 43 yd. run (C.Dicker kick)
Panthers	3	12:18	E.Pineiro 38 yd. Field Goal
Chargers	3	9:03	C.Dicker 46 yd. Field Goal
Chargers	4	11:02	C.Dicker 42 yd. Field Goal

### TEAM STATISTICS

	LAC	CAR
FIRST DOWNS:	21	7
TOTAL NET YARDS:	349	159
NET RUSHING YARDS:	219	90
NET PASSING YARDS:	130	69
PENALTIES/YARDS:	3-15	9-90
3RD DOWN EFFICIENCY (%):	9-16 (56.3%)	1-12 (8.0%)
PUNTS/AVERAGE:	3-32.0	7-44.4
SACKS/YARDS:	2-15	1-0
FUMBLES/LOST:	1-1	0-0
POINTS OFF TURNOVERS:	7	0
AVG. DRIVE START:	OWN 35	OWN 28
TIME OF POSSESSION:	36:18	23:42

### INDIVIDUAL TOP PERFORMERS



#### PASSING

	CMP	ATT	YDS	TD	INT	RT
J.Herbert	14	20	130	2	1	100.0
B.Young	18	26	84	0	1	57.2

#### RUSHING

	ATT	YDS	AVG	LG	TD
J.Dobbins	17	131	7.7	43	1
G.Edwards	18	59	3.3	6	0
C.Hubbard	10	64	6.4	23	0
M.Sanders	7	20	2.9	6	0

#### RECEIVING

	REC	YDS	AVG	LG	TD
Q.Johnston	5	51	10.2	29	2
W.Dissly	3	29	9.7	15	0
L.McConkey	2	26	13.0	15	0
J.Palmer	2	19	9.5	11	0
C.Hubbard	4	12	3.0	5	0
T.Tremble	3	23	7.7	12	0
Dio.Johnson	3	15	5.0	7	0
M.Sanders	3	5	1.7	5	0

**TACKLES (SOLO) - LAC:** D.Henley 9 (5), D.Perryman 7 (5), D.James 6 (2);  
**CAR:** S.Thompson 14 (8), J.Jewell 11 (8), A.Robinson 6 (6).

**SACKS - LAC:** D.Perryman 1-7, J.Bosa 1-8; **CAR:** Dj.Johnson 0.5-0, J.Peevy 0.5-0.

**INTERCEPTIONS - LAC:** E.Molden 1-3-0; **CAR:** J.Horn 1-0-0.

#### STARTERS

WR....Q.Johnston	OLB.....K.Mack	WR....D.Hopkins	DL.....D.Autro
TE.....H.Hurst	DL.....P.Ford	LT....A.Dillard	DT.....T.Tartt
WR....D.Davis	DL.....O.Ogbonnia	LG.....X.Newman-Johnson	DT.....J.Simmon
LT.....R.Slater	OLB.....J.Bosa	C.....A.Brewer	DT.....K.Peko
LG.....Z.Johnson	LB.....D.Henley	RG....D.Brunskill	LB.....A.AI-Shair
C.....B.Bozeman	LB....D.Perryman	RT....C.Hubbard	LB.....J.Gibbens
RG.....T.Pipkins	CB.....K.Fulton	TE.....C.Okonkwo	DB.....H.Landry
RT.....J.Alt	CB.....A.Samuel	WR....T.Burks	CB.....E.Molden
TE.....W.Dissly	DB.....J.Taylor	WR....N.Westbrook-Ikhine	CB....R.McCreary
QB....J.Herbert	S.....D.James	QB....R.Tannehill	S....S.Murphy-Bunting
RB....J.Dobbins	S.....E.Molden	RB....D.Henry	S.....K.Buard

# 2024 GAME SUMMARIES

## WEEK 3 AT PITTSBURGH

## WEEK 4 vs. KANSAS CITY



### CHARGERS 10 STEELERS 20

Sunday, Sept. 22, 2024  
Acrisure Stadium – Pittsburgh, Pa.



### CHIEFS 17 CHARGERS 10

Sunday, Sept. 29, 2024  
SoFi Stadium – Inglewood, Calif.



### GAME STATISTICS

TEAM	1	2	3	4	OT	F
L.A. Chargers	7	3	0	0	—	10
Pittsburgh	0	7	3	10	—	20

### SCORING SUMMARY

Team	Q	Time	Play
Chargers	1	2:46	Q.Johnston 27 yd. pass from J.Herbert (C.Dicker kick)
Steelers	2	10:17	J.Fields 5 yd. run (C.Boswell kick)
Chargers	2	3:13	C.Dicker 28 yd. Field Goal (12-60, 7:04)
Steelers	3	9:05	C.Boswell 38 yd. Field Goal (12-50, 5:55)
Steelers	4	14:14	C.Boswell 30 yd. Field Goal (12-73, 6:26)
Steelers	4	7:02	C.Austin 55 yd. pass from J.Fields (C.Boswell kick)

### TEAM STATISTICS

	LAC	PIT
FIRST DOWNS:	10	20
TOTAL NET YARDS:	168	346
NET RUSHING YARDS:	107	232
NET PASSING YARDS:	225	140
PENALTIES/YARDS:	7-69	3-15
3RD DOWN EFFICIENCY (%):	3-11 (27.3%)	7-14 (50.0%)
PUNTS/AVERAGE:	7-50.0	3-52.0
SACKS/YARDS:	2-13	5-42
FUMBLES/LOST:	2-0	0-0
POINTS OFF TURNOVERS:	0	0
AVG. DRIVE START:	OWN 24	OWN 30
TIME OF POSSESSION:	26:09	33:51

### INDIVIDUAL TOP PERFORMERS



#### PASSING

	CMP	ATT	YDS	TD	INT	RT		CMP	ATT	YDS	TD	INT	RT
Herbert	18	12	125	1	0	105.1	Fields	32	25	245	1	1	96.0
Heinicke	2	2	24	0	0	116.7							

#### RUSHING

	ATT	YDS	AVG	LG	TD		ATT	YDS	AVG	LG	TD
J.Dobbins	15	44	2.9	13	0	N.Harris	18	70	3.9	21	0
G.Edwards	3	9	3.0	6	0	C.Patterson	4	33	8.3	14	0

#### RECEIVING

	REC	YDS	AVG	LG	TD		REC	YDS	AVG	LG	TD
L.McConkey	3	44	14.7	18	0	G.Pickens	5	57	11.4	27	0
W.Dissly	3	19	6.3	7	0	N.Harris	5	16	3.2	8	0
J.Dobbins	3	10	3.3	6	0	C.Austin	4	95	23.8	55	2
Q.Johnston	2	44	22.0	27	1	P.Freiermuth	4	33	8.3	15	0

**TACKLES (SOLO) – LAC:** D.Henley 12 (9), D.Perryman 9 (6), D.James 8 (5);  
**PIT:** P.Queen 8 (4), D.Elliott 5 (4), D.Jackson 5 (2).

**SACKS – LAC:** D.James 1-6, K.Mack 1-7; **PIT:** Ni.Herbig 2-15, E.Roberts 1-9, Ca.Heyward 1-10, T.Watt 1-8.

**INTERCEPTIONS – LAC:** B.Dupree 1-0-0; **PIT:** None.

#### STARTERS

WR..... L.McConkey	OLB..... K.Mack	TE..... P.Freiermuth	ROLB... A.Highsmith
TE..... W.Dissly	DL..... O.Ogbonnia	LT..... D.Moore	DT.... Ca.Heyward
LT..... R.Slater	DL..... P.Ford	LG..... S.Anderson	NT..... K.Benton
RG..... Z.Johnson	OLB..... J.Bosa	C..... Z.Frazier	DE .... L.Ogunjobi
C..... B.Bozeman	LB..... D.Henley	RG..... J.Daniels	LOLB..... T.Watt
RG..... T.Pipkins	LB..... D.Perryman	RT..... B.Jones	LILB ..... P.Queen
RT..... J.Alt	CB..... K.Fulton	WR..... V.Jefferson	RILB... E.Roberts
WR..... Q.Johnston	CB..... A.Samuel	WR..... G.Pickens	RCB..... J.Porter
QB..... J.Herbert	S..... E.Molden	WR..... C.Patterson	FS... M.Fitzpatrick
FB..... S.Matlock	S..... A.Gilman	QB..... J.Fields	SS..... D.Elliott
RB..... J.Dobbins	S..... D.James	RB..... N.Harris	LCB .... D.Jackson

### GAME STATISTICS

TEAM	1	2	3	4	OT	F
Kansas City	0	7	3	7	—	17
L.A. Chargers	10	0	0	0	—	10

### SCORING SUMMARY

Team	Q	Time	Play
Chargers	1	6:16	L.McConkey 7 yd. pass from J.Herbert (C.Dicker kick)
Chargers	1	3:53	C.Dicker 50 yd. Field Goal
Chiefs	2	4:06	X.Worthy 54 yd. pass from P.Mahomes (H.Butker kick)
Chiefs	3	6:26	H.Butker 37 yd. Field Goal
Chiefs	4	6:04	S.Perine 2 yd. run (H.Butker kick)

### TEAM STATISTICS

	KC	LAC
FIRST DOWNS:	16	12
TOTAL NET YARDS:	329	224
NET RUSHING YARDS:	101	55
NET PASSING YARDS:	228	169
PENALTIES/YARDS:	5-40	9-51
3RD DOWN EFFICIENCY (%):	9-16 (56.3%)	4-13 (30.8%)
PUNTS/AVERAGE:	4-50.0	6-53.0
SACKS/YARDS:	2-10	3-17
FUMBLES/LOST:	1-1	2-0
POINTS OFF TURNOVERS:	10	0
AVG. DRIVE START:	OWN 29	OWN 27
TIME OF POSSESSION:	29:08	30:52

### INDIVIDUAL TOP PERFORMERS



#### PASSING

	CMP	ATT	YDS	TD	INT	RT		CMP	ATT	YDS	TD	INT	RT
J.Herbert	16	27	179	1	0	91.4	P.Mahomes	19	29	245	1	1	89.0

#### RUSHING

	ATT	YDS	AVG	LG	TD		ATT	YDS	AVG	LG	TD
J.Dobbins	14	32	2.3	12	0	K.Hunt	14	69	4.9	10	0
G.Edwards	6	19	3.2	5	0	S.Perine	5	14	2.8	4	1

#### RECEIVING

	REC	YDS	AVG	LG	TD		REC	YDS	AVG	LG	TD
L.McConkey	5	67	13.4	37	1	T.Kelce	7	89	12.7	38	0
J.Palmer	3	36	12.0	26	0	N.Gray	4	40	10.0	29	0
J.Dobbins	3	30	10.0	14	0	X.Worthy	3	73	24.3	54	1
W.Dissly	2	24	12.0	22	0	Ju.Watson	2	27	13.5	17	0

**TACKLES (SOLO) – LAC:** D.Perryman 8 (6), E.Molden 8 (5), D.Henley 7 (4);  
**KC:** D.Tranquill 10 (7), T.McDuffie 6 (3), B.Cook 5 (4).

**SACKS – LAC:** B.Dupree 2-8, T.Dye 0.5-4.5, T.Still 0.5-4.5; **KC:** C.Jones 2-10.

**INTERCEPTIONS – LAC:** K.Fulton 1-29-0; **KC:** None.

#### STARTERS

TE..... W.Dissly	OLB..... K.Mack	TE..... T.Kelce	DE ..... G.Karlaftis
LT..... J.Salyer	DL..... O.Ogbonnia	WR..... R.Rice	DT..... C.Jones
LG..... Z.Johnson	DL..... P.Ford	LT..... W.Morris	DE..... M.Pennel
C..... B.Bozeman	OLB... T.Tuipulotu	OLB..... J.Thuney	DE ... F.Anudike-Uzomah
RG..... S.Mustipher	LB..... D.Henley	C..... C.Humphrey	LB..... N.Bolton
RT..... T.Pipkins	LB..... D.Perryman	RG..... T.Smith	LB..... D.Tranquill
FB..... S.Matlock	CB..... K.Fulton	RT..... J.Taylor	LB..... L.Chenail
WR..... Q.Johnston	CB..... A.Samuel	WR..... X.Worthy	CB..... T.McDuffie
WR..... L.McConkey	DB..... T.Still	WR..... Ju.Watson	CB..... Ja.Watson
QB..... J.Herbert	S..... A.Gilman	QB..... P.Mahomes	S..... J.Reid
RB..... J.Dobbins	S..... E.Molden	FB..... C.Steele	S..... B.Cook



# 2024 LOS ANGELES CHARGERS NUMERICAL ROSTER

## ACTIVE ROSTER

No.	Name	Pos.	Ht.	Wt.	Age	Exp.	College	Hometown	How Acq.
0	Daiyan Henley	LB	6-0	225	24	2	Washington State	Los Angeles, Calif.	D3-'23
1	Quentin Johnston	WR	6-2	208	23	2	TCU	Temple, Texas	D1-'23
2	Easton Stick	QB	6-1	224	29	6	North Dakota State	Omaha, Neb.	D5-'19
3	Derwin James Jr.	S	6-2	215	28	7	Florida State	Haines City, Fla.	D1-'18
4	Gus Edwards	RB	6-1	238	29	7	Rutgers	Staten Island, N.Y.	UFA (Bal)-'24
5	Joshua Palmer	WR	6-1	210	25	4	Tennessee	Brampton, Ontario, Canada	D3a-'21
6	Denzel Perryman	LB	5-11	240	31	10	Miami	Coral Gables, Fla.	UFA (Hou)-'24
7	Kristian Fulton	CB	5-11	197	26	5	Louisiana State	New Orleans, La.	UFA (Ten)-'24
8	Taylor Heinicke	QB	6-1	210	31	7	Old Dominion	Atlanta, Ga.	T (Atl)-'24
10	Justin Herbert	QB	6-6	236	26	5	Oregon	Eugene, Ore.	D1a-'20
11	Cameron Dicker	K	6-1	216	24	3	Texas	Austin, Texas	FA-'22
12	Derius Davis	WR	5-8	165	24	2	TCU	St. Francisville, La.	D4-'23
15	Ladd McConkey	WR	6-0	185	22	R	Georgia	Chatsworth, Ga.	D2-'24
16	JK Scott	P	6-5	208	28	6	Alabama	Denver, Colo.	FA-'22
20	Cam Hart	CB	6-2	207	23	R	Notre Dame	Baltimore, Md.	D5b-'24
22	Elijah Molden	DB	5-10	192	24	4	Washington	West Linn, Ore.	T (Ten)-'24
24	AJ Finley	S	6-0	188	23	2	Mississippi	Mobile, Ala.	FA-'23
25	Junior Colson	LB	6-3	247	21	R	Michigan	Franklin, Tenn.	D3-'24
26	Asante Samuel Jr.	CB	5-10	180	25	4	Florida State	Fort Lauderdale, Fla.	D2-'21
27	J.K. Dobbins	RB	5-10	215	25	5	Ohio State	La Grange, Texas	UFA (Bal)-'24
28	Hassan Haskins	RB	6-2	228	24	3	Michigan	St. Louis, Mo.	W (Ten)-'23
29	Tarheeb Still	CB	6-1	196	22	R	Maryland	Sicklerville, N.J.	D5a-'24
30	Kimani Vidal	RB	5-8	215	23	R	Troy	Marietta, Ga.	D6-'24
32	Alohi Gilman	S	5-10	201	27	5	Notre Dame	Laie, Hawaii	D6-'20
33	Deane Leonard	DB	6-0	195	24	3	Mississippi	Calgary, Alberta, Canada	D7a-'22
36	Ja'Sir Taylor	DB	5-10	185	25	3	Wake Forest	Asbury Park, N.J.	D6b-'22
43	Troy Dye	LB	6-3	225	28	5	Oregon	Norco, Calif.	UFA (Min)-'24
44	Scott Matlock	FB/DL	6-4	296	24	2	Boise State	Homedale, Idaho	D6-'23
45	Tuli Tuipulotu	OLB	6-3	266	22	2	Southern California	Hawthorne, Calif.	D2-'23
47	Josh Harris	LS	6-1	224	35	13	Auburn	Carrollton, Ga.	UFA (Atl)-'22
48	Bud Dupree	OLB	6-4	269	31	10	Kentucky	Macon, Ga.	FA-'24
52	Khalil Mack	OLB	6-3	269	33	11	Buffalo	Fort Pierce, Fla.	T (Chi)-'22
56	Morgan Fox	DL	6-3	275	30	8	Colorado State-Pueblo	Fountain, Colo.	FA-'22
64	Brenden James	OL	6-5	300	25	4	Nebraska	Austin, Texas	D5-'21
68	Jamaree Salyer	OL	6-4	325	24	3	Georgia	Atlanta, Ga.	D6a-'22
70	Rashawn Slater	T	6-4	315	25	4	Northwestern	Sugar Land, Texas	D1-'21
71	Jordan McFadden	OL	6-2	303	24	2	Clemson	Spartanburg, S.C.	D5-'23
73	Foster Sarell	T	6-6	322	26	3	Stanford	Tacoma, Wash.	FA-'21
75	Bradley Bozeman	C	6-5	325	29	7	Alabama	Roanoke, Ala.	FA-'24
76	Joe Alt	T	6-8	322	21	R	Notre Dame	North Oaks, Minn.	D1-'24
77	Zion Johnson	G	6-3	316	24	3	Boston College	Bowie, Md.	D1-'22
79	Trey Pipkins III	G/T	6-6	307	28	6	Sioux Falls	Apple Valley, Minn.	D3-'19
81	Will Dissly	TE	6-4	265	28	7	Washington	Bozeman, Mont.	FA-'24
82	Brenden Rice	WR	6-3	210	22	R	Southern California	Chandler, Ariz.	D7a-'24
83	Eric Tomlinson	TE	6-6	265	32	8	UTEP	Oklahoma City, Okla.	FA-'24
84	Stone Smartt	TE	6-4	226	25	3	Old Dominion	Sacramento, Calif.	FA-'22
87	Simi Fehoko	WR	6-4	218	26	4	Stanford	Salt Lake City, Utah	PS (Pit)-'23
88	Hayden Hurst	TE	6-4	245	31	7	South Carolina	Jacksonville, Fla.	FA-'24
90	Teari Tart	DL	6-2	315	27	5	Florida International	Philadelphia, Pa.	FA-'24
92	Justin Eboigbe	DL	6-5	292	23	R	Alabama	Forest Park, Ga.	D4-'24
93	Otito Ogbonnia	DL	6-4	320	24	3	UCLA	Houston, Texas	D5-'22
95	Poona Ford	DL	5-11	310	28	7	Texas	Hilton Head, S.C.	UFA (Buf)-'24
97	Joey Bosa	OLB	6-5	280	29	9	Ohio State	Fort Lauderdale, Fla.	D1-'16

## RESERVE/INJURED

No.	Name	Pos.	Ht.	Wt.	Age	Exp.	College	Hometown	How Acq.
9	DJ Chark Jr.	WR	6-3	200	28	7	Louisiana State	Alexandria, La.	FA-'24
53	Chris Collins	OLB	6-5	255	24	R	Minnesota	Richmond, Va.	FA-'24
60	Bucky Williams	C/G	6-3	300	24	R	Appalachian State	Ringgold, Ga.	FA-'24
74	Tyler McLellan	T	6-8	355	25	R	Campbell	North Charleston, S.C.	FA-'24
94	Chris Rumph II	OLB	6-2	244	25	4	Duke	Gainesville, Fla.	D4-'21

## RESERVE/INJURED; DESIGNATED FOR RETURN

No.	Name	Pos.	Ht.	Wt.	Age	Exp.	College	Hometown	How Acq.
31	Nick Niemann	LB	6-3	234	26	4	Iowa	Sycamore, Ill.	D6a-'21

## PRACTICE SQUAD

No.	Name	Pos.	Ht.	Wt.	Age	Exp.	College	Hometown	How Acq.
23	Tony Jefferson	S	5-11	212	32	10	Oklahoma	Chula Vista, Calif.	FA-'24
34	Jaret Patterson	RB	5-8	195	24	2	Buffalo	Glendale, Md.	FA-'23
35	Dicaprio Bootle	CB	5-10	180	27	2	Nebraska	Miami, Fla.	FA-'24
37	Shaun Wade	CB	6-1	195	26	4	Ohio State	Jacksonville, Fla.	FA-'24
39	Jaylen Johnson	WR	6-2	194	24	R	East Carolina	Duluth, Ga.	FA-'24
42	Tucker Fisk	TE	6-4	285	25	2	Stanford	Davis, Calif.	FA-'24
51	Jeremiah Jean-Baptiste	LB	6-2	230	23	R	Mississippi	Florida City, Fla.	FA-'24
54	Blake Lynch	LB	6-3	225	27	4	Baylor	Gilmer, Texas	FA-'24
57	Tre'Mon Morris-Brash	OLB	6-2	245	24	R	Central Florida	Richmond, Va.	FA-'24
58	Shaquille Quarterman	LB	6-0	234	26	5	Miami	Orange Park, Fla.	FA-'24
61	Karsen Barnhart	G	6-5	316	23	R	Michigan	Paw Paw, Mich.	FA-'24
62	Sam Mustipher	C	6-3	306	29	5	Notre Dame	Owings Mills, Md.	FA-'24
65	Alex Leatherwood	T	6-5	312	25	3	Alabama	Pensacola, Fla.	FA-'24
69	CJ Okoye	DL	6-6	315	22	1	-	Abuja, Nigeria	FA (IPP)-'23
86	Dez Fitzpatrick	WR	6-2	208	26	2	Louisville	Farmington Hills, Mich.	FA-'24
89	Jalen Reagor	WR	5-11	197	25	4	TCU	Waxahachie, Texas	FA-'24
91	Christopher Hinton	DL	6-4	310	24	2	Michigan	Johns Creek, Ga.	FA-'22

# 2024 LOS ANGELES CHARGERS ALPHABETICAL ROSTER

## ACTIVE ROSTER

No.	Name	Pos.	Ht.	Wt.	DOB	Exp.	College	Hometown	How Acq.
76	Alt, Joe	T	6-8	322	2/28/03	R	Notre Dame	North Oaks, Minn.	D1-'24
97	Bosa, Joey	OLB	6-5	280	7/11/95	9	Ohio State	Fort Lauderdale, Fla.	D1-'16
75	Bozeman, Bradley	C	6-5	325	11/24/94	7	Alabama	Roanoke, Ala.	FA-'24
25	Colson, Junior	LB	6-3	247	12/6/02	R	Michigan	Franklin, Tenn.	D3-'24
12	Davis, Derius	WR	5-8	165	9/11/00	2	TCU	St. Francisville, La.	D4-'23
11	Dicker, Cameron	K	6-1	216	5/6/00	3	Texas	Austin, Texas	FA-'22
81	Dissly, Will	TE	6-4	265	7/8/96	7	Washington	Bozeman, Mont.	FA-'24
27	Dobbins, J.K.	RB	5-10	215	12/17/98	5	Ohio State	La Grange, Texas	UFA (Bal)-'24
48	Dupree, Bud	OLB	6-4	269	2/12/93	10	Kentucky	Macon, Ga.	FA-'24
43	Dye, Troy	LB	6-3	225	9/18/96	5	Oregon	Norco, Calif.	UFA (Min)-'24
92	Eboigbe, Justin	DL	6-5	292	4/9/01	R	Michigan	Forest Park, Ga.	D4-'24
4	Edwards, Gus	RB	6-1	238	4/13/95	7	Rutgers	Staten Island, N.Y.	UFA (Bal)-'24
87	Fehoko, Simi	WR	6-4	218	11/5/97	4	Stanford	Salt Lake City, Utah	PS (Pit)-'23
24	Finley, AJ	S	6-0	188	9/14/01	2	Mississippi	Mobile, Ala.	FA-'23
95	Ford, Poona	DL	5-11	310	11/19/95	7	Texas	Hilton Head, S.C.	UFA (Buf)-'24
56	Fox, Morgan	DL	6-3	275	9/12/94	8	Colorado State-Pueblo	Fountain, Colo.	FA-'22
7	Fulton, Kristian	CB	5-11	197	9/3/98	5	Louisiana State	New Orleans, La.	UFA (Ten)-'24
32	Gilman, Alohi	S	5-10	201	9/17/97	5	Notre Dame	Laie, Hawaii	D6-'20
47	Harris, Josh	LS	6-1	224	4/27/89	13	Auburn	Carrollton, Ga.	UFA (Atl)-'22
20	Hart, Cam	CB	6-2	207	12/5/00	R	Notre Dame	Baltimore, Md.	D5b-'24
28	Haskins, Hassan	RB	6-2	228	11/26/99	3	Michigan	St. Louis, Mo.	W (Ten)-'24
8	Heinicke, Taylor	QB	6-1	210	3/15/93	7	Old Dominion	Atlanta, Ga.	T (Atl)-'24
0	Henley, Daiyan	LB	6-0	225	11/18/99	2	Washington State	Los Angeles, Calif.	D3-'23
10	Herbert, Justin	QB	6-6	236	3/10/98	5	Oregon	Eugene, Ore.	D1a-'20
88	Hurst, Hayden	TE	6-4	245	8/24/93	7	South Carolina	Jacksonville, Fla.	FA-'24
64	James, Brenden	OL	6-5	300	5/28/99	4	Nebraska	Austin, Texas	D5-'21
3	James Jr., Derwin	S	6-2	215	8/3/96	7	Florida State	Haines City, Fla.	D1-'18
77	Johnson, Zion	G	6-3	316	11/18/99	3	Boston College	Bowie, Md.	D1-'22
1	Johnston, Quentin	WR	6-2	208	9/6/01	2	TCU	Temple, Texas	D1-'23
33	Leonard, Deane	DB	6-0	195	11/20/99	3	Mississippi	Calgary, Alberta, Canada	D7a-'22
52	Mack, Khalil	OLB	6-3	269	2/22/91	11	Buffalo	Fort Pierce, Fla.	T (Chi)-'22
44	Matlock, Scott	FB/DL	6-4	296	6/28/00	2	Boise State	Homedale, Idaho	D6-'23
15	McConkey, Ladd	WR	6-0	185	11/11/01	R	Georgia	Chatsworth, Ga.	D2-'24
71	McFadden, Jordan	OL	6-2	303	11/16/99	2	Clemson	Spartanburg, S.C.	D5-'23
22	Molden, Elijah	DB	5-10	192	1/30/99	4	Washington	West Linn, Ore.	T (Ten)-'24
93	Ogbonnia, Otito	DL	6-4	320	8/25/00	3	UCLA	Houston, Texas	D5-'22
5	Palmer, Joshua	WR	6-1	210	9/22/99	4	Tennessee	Brampton, Ontario, Canada	D3a-'21
6	Perryman, Denzel	LB	5-11	240	12/5/92	10	Miami	Coral Gables, Fla.	UFA (Hou)-'24
79	Pipkins III, Trey	G/T	6-6	307	9/5/96	6	Sioux Falls	Apple Valley, Minn.	D3-'19
82	Rice, Brenden	WR	6-3	210	3/18/02	R	Southern California	Chandler, Ariz.	D7a-'24
68	Salyer, Jamaree	OL	6-4	325	7/13/00	3	Georgia	Atlanta, Ga.	D6a-'22
26	Samuel Jr., Asante	CB	5-10	180	10/3/99	4	Florida State	Fort Lauderdale, Fla.	D2-'21
73	Sarell, Foster	T	6-6	322	8/28/98	3	Stanford	Tacoma, Wash.	FA-'21
16	Scott, JK	P	6-5	208	10/30/95	6	Alabama	Denver, Colo.	FA-'22
70	Slater, Rashawn	T	6-4	315	3/26/99	4	Northwestern	Sugar Land, Texas	D1-'21
84	Smartt, Stone	TE	6-4	226	10/4/98	3	Old Dominion	Sacramento, Calif.	FA-'22
2	Stick, Easton	QB	6-1	224	9/15/95	6	North Dakota State	Omaha, Neb.	D5-'19
29	Still, Tarheeb	CB	6-1	196	6/9/02	R	Maryland	Sicklerville, N.J.	D5a-'24
90	Tart, Teair	DL	6-2	315	2/28/97	5	Florida International	Philadelphia, Pa.	FA-'24
36	Taylor, Ja'Sir	DB	5-10	185	1/8/99	3	Wake Forest	Asbury Park, N.J.	D6b-'22
83	Tomlinson, Eric	TE	6-6	265	4/22/92	8	UTEP	Oklahoma City, Okla.	FA-'24
45	Tuipulotu, Tuli	OLB	6-3	266	9/3/02	2	Southern California	Hawthorne, Calif.	D2-'23
30	Vidal, Kimani	RB	5-8	215	8/28/01	R	Troy	Marietta, Ga.	D6-'24

## RESERVE/INJURED

No.	Name	Pos.	Ht.	Wt.	DOB	Exp.	College	Hometown	How Acq.
9	Chark Jr., DJ	WR	6-3	200	9/23/96	7	Louisiana State	Alexandria, La.	FA-'24
53	Collins, Chris	OLB	6-5	255	12/14/99	R	Minnesota	Richmond, Va.	FA-'24
74	McLellan, Tyler	T	6-8	355	7/21/99	R	Campbell	North Charleston, S.C.	FA-'24
94	Rumph II, Chris	OLB	6-2	244	10/19/98	4	Duke	Gainesville, Fla.	D4-'21
60	Williams, Bucky	C/G	6-3	300	3/20/00	R	Appalachian State	Ringgold, Ga.	FA-'24

## RESERVE/INJURED; DESIGNATED FOR RETURN

No.	Name	Pos.	Ht.	Wt.	DOB	Exp.	College	Hometown	How Acq.
31	Niemann, Nick	LB	6-3	234	12/2/97	4	Iowa	Sycamore, Ill.	D6a-'21

## PRACTICE SQUAD

No.	Name	Pos.	Ht.	Wt.	DOB	Exp.	College	Hometown	How Acq.
61	Barnhart, Karsen	G	6-5	316	3/2/01	R	Michigan	Paw Paw, Mich.	FA-'24
35	Bootle, Dicaprio	CB	5-10	180	9/17/97	2	Nebraska	Miami, Fla.	FA-'24
42	Fisk, Tucker	TE	6-4	285	1/19/99	2	Stanford	Davis, Calif.	FA-'24
86	Fitzpatrick, Dez	WR	6-2	208	12/17/97	2	Louisville	Farmington Hills, Mich.	FA-'24
91	Hinton, Christopher	DL	6-4	310	9/14/00	2	Michigan	Johns Creek, Ga.	FA-'22
51	Jean-Baptiste, Jeremiah	LB	6-2	230	5/31/01	R	Mississippi	Florida City, Fla.	FA-'24
23	Jefferson, Tony	S	5-11	212	1/27/92	10	Oklahoma	Chula Vista, Calif.	FA-'24
39	Johnson, Jaylen	WR	6-2	194	5/26/00	R	East Carolina	Duluth, Ga.	FA-'24
65	Leatherwood, Alex	T	6-5	312	1/5/99	3	Alabama	Pensacola, Fla.	FA-'24
54	Lynch, Blake	LB	6-3	225	2/14/97	4	Baylor	Gilmer, Texas	FA-'24
57	Morris-Brash, Tre'Mon	OLB	6-2	245	9/29/00	R	Central Florida	Richmond, Va.	FA-'24
62	Mustipher, Sam	C	6-3	306	8/13/96	5	Notre Dame	Owings Mills, Md.	FA-'24
69	Okoye, CJ	DL	6-6	315	10/20/01	1	-	Abuja, Nigeria	FA (IPP)-'23
34	Patterson, Jaret	RB	5-8	195	12/23/99	2	Buffalo	Glendale, Md.	FA-'23
58	Quarterman, Shaquille	LB	6-0	234	10/28/97	5	Miami	Orange Park, Fla.	FA-'24
89	Reagor, Jalen	WR	5-11	197	1/1/99	4	TCU	Waxahachie, Texas	FA-'24
37	Wade, Shaun	CB	6-1	195	9/15/98	4	Ohio State	Jacksonville, Fla.	FA-'24

# 2024 LOS ANGELES CHARGERS POSITION ROSTER

## QUARTERBACKS (3)

No.	Name	Pos.	Ht.	Wt.	Age	Exp.	College	Hometown	How Acq.
2	Easton Stick	QB	6-1	224	29	6	North Dakota State	Omaha, Neb.	D5-'19
8	Taylor Heinicke	QB	6-1	210	31	7	Old Dominion	Atlanta, Ga.	T (Atl)-'24
10	Justin Herbert	QB	6-6	236	26	5	Oregon	Eugene, Ore.	D1a-'20

## RUNNING BACKS (5)

No.	Name	Pos.	Ht.	Wt.	Age	Exp.	College	Hometown	How Acq.
4	Gus Edwards	RB	6-1	238	29	7	Rutgers	Staten Island, N.Y.	UFA (Bal)-'24
27	J.K. Dobbins	RB	5-10	215	25	5	Ohio State	La Grange, Texas	UFA (Bal)-'24
28	Hassan Haskins	RB	6-2	228	24	3	Michigan	St. Louis, Mo.	W (Ten)-'23
30	Kimani Vidal	RB	5-8	215	23	R	Troy	Marietta, Ga.	D6-'24
44	Scott Matlock	FB/DL	6-4	296	24	2	Boise State	Homedale, Idaho	D6-'23

## WIDE RECEIVERS (6)

No.	Name	Pos.	Ht.	Wt.	Age	Exp.	College	Hometown	How Acq.
1	Quentin Johnston	WR	6-2	208	23	2	TCU	Temple, Texas	D1-'23
5	Joshua Palmer	WR	6-1	210	25	4	Tennessee	Brampton, Ontario, Canada	D3a-'21
12	Derius Davis	WR	5-8	165	24	2	TCU	St. Francisville, La.	D4-'23
15	Ladd McConkey	WR	6-0	185	22	R	Georgia	Chatsworth, Ga.	D2-'24
82	Brenden Rice	WR	6-3	210	22	R	Southern California	Chandler, Ariz.	D7a-'24
87	Simi Fehoko	WR	6-4	218	26	4	Stanford	Salt Lake City, Utah	PS (Pit)-'23

## TIGHT ENDS (4)

No.	Name	Pos.	Ht.	Wt.	Age	Exp.	College	Hometown	How Acq.
81	Will Dissly	TE	6-4	265	28	7	Washington	Bozeman, Mont.	FA-'24
83	Eric Tomlinson	TE	6-6	265	32	8	UTEP	Oklahoma City, Okla.	FA-'24
84	Stone Smartt	TE	6-4	226	25	3	Old Dominion	Sacramento, Calif.	FA-'22
88	Hayden Hurst	TE	6-4	245	31	7	South Carolina	Jacksonville, Fla.	FA-'24

## OFFENSIVE LINEMEN (9)

No.	Name	Pos.	Ht.	Wt.	Age	Exp.	College	Hometown	How Acq.
64	Brenden Jaimes	OL	6-5	300	25	4	Nebraska	Austin, Texas	D5-'21
68	Jamaree Salyer	OL	6-4	325	24	3	Georgia	Atlanta, Ga.	D6a-'22
70	Rashawn Slater	T	6-4	315	25	4	Northwestern	Sugar Land, Texas	D1-'21
71	Jordan McFadden	OL	6-2	303	24	2	Clemson	Spartanburg, S.C.	D5-'23
73	Foster Sarell	T	6-6	322	26	3	Stanford	Tacoma, Wash.	FA-'21
75	Bradley Bozeman	C	6-5	325	29	7	Alabama	Roanoke, Ala.	FA-'24
76	Joe Alt	T	6-8	322	21	R	Notre Dame	North Oaks, Minn.	D1-'24
77	Zion Johnson	G	6-3	316	24	3	Boston College	Bowie, Md.	D1-'22
79	Trey Pipkins III	T	6-6	307	28	6	Sioux Falls	Apple Valley, Minn.	D3-'19

## DEFENSIVE LINEMEN (6)

No.	Name	Pos.	Ht.	Wt.	Age	Exp.	College	Hometown	How Acq.
44	Scott Matlock	FB/DL	6-4	296	24	2	Boise State	Homedale, Idaho	D6-'23
56	Morgan Fox	DL	6-3	275	30	8	Colorado State-Pueblo	Fountain, Colo.	FA-'22
90	Teari Tart	DL	6-2	315	27	5	Florida International	Philadelphia, Pa.	FA-'24
92	Justin Eboigbe	DL	6-5	292	23	R	Alabama	Forest Park, Ga.	D4-'24
93	Otito Ogbonnia	DL	6-4	320	24	3	UCLA	Houston, Texas	D5-'22
95	Poona Ford	DL	5-11	310	28	7	Texas	Hilton Head, S.C.	UFA (Buf)-'24

## LINEBACKERS (4)

No.	Name	Pos.	Ht.	Wt.	Age	Exp.	College	Hometown	How Acq.
0	Daiyan Henley	LB	6-0	225	24	2	Washington State	Los Angeles, Calif.	D3-'23
6	Denzel Perryman	LB	5-11	240	31	10	Miami	Coral Gables, Fla.	UFA (Hou)-'24
25	Junior Colson	LB	6-3	247	21	R	Michigan	Franklin, Tenn.	D3-'24
43	Troy Dye	LB	6-3	225	28	5	Oregon	Norco, Calif.	UFA (Min)-'24

## OUTSIDE LINEBACKERS (4)

No.	Name	Pos.	Ht.	Wt.	Age	Exp.	College	Hometown	How Acq.
45	Tuli Tuipulotu	OLB	6-3	266	22	2	Southern California	Hawthorne, Calif.	D2-'23
48	Bud Dupree	OLB	6-4	269	31	10	Kentucky	Macon, Ga.	FA-'24
52	Khalil Mack	OLB	6-3	269	33	11	Buffalo	Fort Pierce, Fla.	T (Chi)-'22
97	Joey Bosa	OLB	6-5	280	29	9	Ohio State	Fort Lauderdale, Fla.	D1-'16

## DEFENSIVE BACKS (10)

No.	Name	Pos.	Ht.	Wt.	Age	Exp.	College	Hometown	How Acq.
3	Derwin James Jr.	S	6-2	215	28	7	Florida State	Haines City, Fla.	D1-'18
7	Kristian Fulton	CB	5-11	197	26	5	Louisiana State	New Orleans, La.	UFA (Ten)-'24
20	Cam Hart	CB	6-2	207	23	R	Notre Dame	Baltimore, Md.	D5b-'24
22	Elijah Molden	DB	5-10	192	24	4	Washington	West Linn, Ore.	T (Ten)-'24
24	AJ Finley	S	6-0	188	23	2	Mississippi	Mobile, Ala.	FA-'23
26	Asante Samuel Jr.	CB	5-10	180	25	4	Florida State	Fort Lauderdale, Fla.	D2-'21
29	Tarheeb Still	CB	6-1	196	22	R	Maryland	Sicklerville, N.J.	D5a-'24
32	Alohi Gilman	S	5-10	201	27	5	Notre Dame	Laie, Hawaii	D6-'20
33	Deane Leonard	DB	6-0	195	24	3	Mississippi	Calgary, Alberta, Canada	D7a-'22
36	Ja'Sir Taylor	DB	5-10	185	25	3	Wake Forest	Asbury Park, N.J.	D6b-'22

## SPECIALISTS (3)

No.	Name	Pos.	Ht.	Wt.	Age	Exp.	College	Hometown	How Acq.
11	Cameron Dicker	K	6-1	216	24	3	Texas	Austin, Texas	FA-'22
16	JK Scott	P	6-5	208	28	6	Alabama	Denver, Colo.	FA-'22
47	Josh Harris	LS	6-1	224	35	13	Auburn	Carrollton, Ga.	UFA (Atl)-'22

\*FB/DL Scott Matlock is listed both as a running back and defensive lineman



## HOW THE 2024 CHARGERS WERE BUILT

YEAR	NFL DRAFT	FREE AGENCY	TRADE/WAIVERS
2016	OLB Joey Bosa (1)		
2017			
2018	S Derwin James Jr. (1)		
2019	T Trey Pipkins III (3) QB Easton Stick (5)		
2020	S Alohi Gilman (6) QB Justin Herbert (1a)		
2021	OL Brenden Jaimes (5) WR Joshua Palmer (3a) CB Asante Samuel Jr. (2) T Rashawn Slater (1)	T Foster Sarell	
2022	G Zion Johnson (1) DB Deane Leonard (7a) DL Otito Ogbornia (5) OL Jamaree Salyer (6a) DB Ja'Sir Taylor (6b)	K Cameron Dicker DL Morgan Fox LS Josh Harris (UFA-Atl) P JK Scott TE Stone Smartt (UDFA)	OLB Khalil Mack (T-Chi)
2023	WR Derius Davis (4) LB Daiyan Henley (3) WR Quentin Johnston (1) FB/DL Scott Matlock (6) OL Jordan McFadden (5) OLB Tuli Tuipulotu (2)	WR Simi Fehoko (PS-Pit) S AJ Finley (UDFA)	
2024	T Joe Alt (1) LB Junior Colson (3) DL Justin Eboigbe (4) CB Cam Hart (5b) WR Ladd McConkey (2) WR Brenden Rice (7a) CB Tarheeb Still (5a) Kimani Vidal (6)	C Bradley Bozeman TE Will Dissly RB J.K. Dobbins (UFA-Bal) OLB Bud Dupree LB Troy Dye (UFA-Min) RB Gus Edwards (UFA-Bal) DL Poona Ford (UFA-Buf) CB Kristian Fulton (UFA-Ten) TE Hayden Hurst LB Denzel Perryman (UFA-Hou) DL Teair Tart TE Eric Tomlinson	RB Hassan Haskins (W-Ten) QB Taylor Heinicke (T-Atl) DB Elijah Molden (T-Ten)

## 2024 LOS ANGELES CHARGERS COACHES

<b>Head Coach</b> .....	Jim Harbaugh	<b>Defensive Assistant</b> .....	Mike Hiestand
<b>Special Teams Coordinator</b> .....	Ryan Ficken	<b>Wide Receivers</b> .....	Sanjay Lal
<b>Defensive Coordinator</b> .....	Jesse Minter	<b>Running Backs</b> .....	Kiel McDonald
<b>Offensive Coordinator</b> .....	Greg Roman	<b>Senior Defensive Analyst</b> .....	Rick Minter
<b>Run Game Coordinator/Tight Ends</b> .....	Andy Bischoff	<b>Defensive Quality Control</b> .....	Robert Muschamp
<b>Linebackers</b> .....	NaVorro Bowman	<b>Safeties</b> .....	Chris O'Leary
<b>Passing Game Coordinator</b> .....	Marcus Brady	<b>Defensive Assistant</b> .....	Dylan Roney
<b>Offensive Quality Control/Wide Receivers</b> .....	Jeff Carpenter	<b>Offensive Assistant</b> .....	Phil Serchia
<b>Defensive Backs</b> .....	Steve Clinkscale	<b>Senior Offensive Assistant</b> .....	Marc Trestman
<b>Quarterbacks</b> .....	Shane Day	<b>Assistant Defensive Line</b> .....	Will Tukuafu
<b>Offensive Line</b> .....	Mike Devlin	<b>Executive Director of Player Performance</b> .....	Ben Herbert
<b>Defensive Line</b> .....	Mike Elston	<b>Head Strength &amp; Conditioning</b> .....	Jonathan Brooks
<b>Offensive Assistant/Quarterbacks</b> .....	Jonathan Goodwin	<b>Head Strength &amp; Conditioning</b> .....	Devin Woodhouse
<b>Assistant Special Teams</b> .....	Chris Gould	<b>Director of Performance Analytics</b> .....	Ben Rabe
<b>Assistant Offensive Line</b> .....	Nick Hardwick	<b>Performance Analyst</b> .....	Lincoln DeWolf

# 2024 LOS ANGELES CHARGERS DEPTH CHART

Depth Chart is unofficial and compiled by Chargers Communications

## OFFENSE

<b>WR</b>	5	Joshua Palmer	<u>15</u>	<u>Ladd McConkey</u>	87	Simi Fehoko	
<b>LT</b>	70	Rashawn Slater	73	Foster Sarell			
<b>LG</b>	77	Zion Johnson	71	Jordan McFadden			
<b>C</b>	75	Bradley Bozeman	64	Brenden Jaimes			
<b>RG</b>	79	Trey Pipkins III	68	Jamaree Salyer			
<b>RT</b>	<u>76</u>	<u>Joe Alt</u>	73	Foster Sarell			
<b>TE</b>	88	Hayden Hurst	—OR—	81	Will Dissly	84	Stone Smartt
						83	Eric Tomlinson
<b>WR</b>	1	Quentin Johnston	12	Derius Davis	<u>82</u>	<u>Brenden Rice</u>	
<b>QB</b>	10	Justin Herbert	2	Easton Stick	—OR—	8	Taylor Heinicke
<b>FB</b>	44	Scott Matlock					
<b>RB</b>	27	J.K. Dobbins	—OR—	4	Gus Edwards	<u>30</u>	<u>Kimani Vidal</u>
						28	Hassan Haskins

## DEFENSE

<b>EDGE</b>	52	Khalil Mack	48	Bud Dupree		
<b>DL</b>	56	Morgan Fox	44	Scott Matlock		
<b>DL</b>	95	Poona Ford	90	Teair Tart		
<b>DL</b>	93	Otito Ogbonnia	<u>92</u>	<u>Justin Eboigbe</u>		
<b>EDGE</b>	97	Joey Bosa	45	Tuli Tuipulotu		
<b>LB</b>	6	Denzel Perryman	43	Troy Dye		
<b>LB</b>	0	Daiyan Henley	<u>25</u>	<u>Junior Colson</u>		
<b>CB</b>	26	Asante Samuel Jr.	36	Ja'Sir Taylor	<u>20</u>	<u>Cam Hart</u>
<b>S</b>	3	Derwin James Jr.	24	AJ Finley		
<b>S</b>	32	Alohi Gilman	22	Elijah Molden		
<b>CB</b>	7	Kristian Fulton	33	Deane Leonard	<u>29</u>	<u>Tarheeb Still</u>

## SPECIALISTS

<b>K</b>	11	Cameron Dicker		
<b>P</b>	16	JK Scott		
<b>KO</b>	11	Cameron Dicker		
<b>H</b>	16	JK Scott		
<b>LS</b>	47	Josh Harris		
<b>KR</b>	12	Derius Davis	<u>15</u>	<u>Ladd McConkey</u>
<b>PR</b>	12	Derius Davis	<u>15</u>	<u>Ladd McConkey</u>

**NOTE:** Rookies are underlined

# 2024 LOS ANGELES CHARGERS PRONUNCIATION GUIDE

Justin <b>EBOIGBE</b> . . . . . ee-BOYG-bee	Sam <b>MUSTIPHER</b> . . . . . MUST-iff-err	<b>JA'SIR</b> Taylor . . . . . JAH-sear
<b>SIMI FEHOKO</b> . . . . . SIM-ee fuh-HO-ko	Nick <b>NIEMANN</b> . . . . . KNEE-min	<b>TULI TUIPULOTU</b> . . . . .
<b>ALOHI</b> Gilman . . . . . uh-LOW-hee	<b>OTITO OGBONNIA</b> . . . . . oh-TEET-oh oh-BONE-yuh	. . . . . TOO-lee TOO-ee-poo-LOW-too
<b>DAIYAN</b> Henley . . . . . DAY-on	Jamaree <b>SALYER</b> . . . . . SAL-yur	Kimani <b>VIDAL</b> . . . . . VIE-dell
Brenden <b>JAIMES</b> . . . . . HIGH-miss	Foster <b>SARELL</b> . . . . . SUH-rell	
<b>ZION</b> Johnson . . . . . ZEYE-uhn	<b>RASHAWN</b> Slater . . . . . ruh-SHAWN	
<b>TRE'MON</b> Morris-Brash . . . . . TRAY-mon	<b>TEAIR</b> Tart . . . . . TEE-air	

## 2024 TRANSACTIONS BY DATE

Jan. 9	Signed OLB Brevin Allen, DL Jerrod Clark, RB Elijah Dotson, QB Max Duggan, WR Simi Fehoko, CB Matt Hankins, C Brent Laing, DL CJ Okoye and CB Chris Wilcox to Reserve/Future contracts.	Aug. 12	Signed WR Isaiah Wooden. Waived QB Casey Bauman and WR Praise Olatoke.	Sept. 3	Signed WR Dez Fitzpatrick and CB Shaun Wade to practice squad. Released OLB Andrew Farmer II and WR Cornelius Johnson from practice squad.
Jan. 10	Signed RB Jaret Patterson to Reserve/Future contract.	Aug. 13	Signed OLB Savion Jackson and LB Shaq Quarterman. Waived CB Chris Wilcox. Waived/Injured FB/TE Ben Mason.	Sept. 7	Signed TE Eric Tomlinson to active roster. Placed WR DJ Chark Jr., on Reserve/Injured. Activated LB Shaquille Quarterman (standard elevation) from practice squad. Released CB Matt Hankins from practice squad with injury settlement.
Jan. 11	Signed DL Christopher Hinton to Reserve/Future contract.	Aug. 14	Signed TE Tucker Fisk.	Sept. 9	Reverted LB Shaquille Quarterman to practice squad. Signed CB Nehemiah Shelton to practice squad.
March 5	Extended exclusive rights tenders to K Cameron Dicker and T Foster Sarell. Released LB Eric Kendricks.	Aug. 16	Signed DL Tear Tart. Waived S Jalyn Phillips.	Sept. 11	Signed CB Dicaprio Bootle to practice squad.
March 8	Re-signed T Foster Sarell.	Aug. 19	Signed LB Frank Ginda and S Jalyn Phillips. Waived QB Max Duggan and WR Leon Johnson.	Sept. 14	Activated S Tony Jefferson (standard elevation) and LB Shaquille Quarterman (standard elevation) from practice squad.
March 12	Waived T Andrew Trainer and CB Amechi Uzodinma.	Aug. 22	Signed TE Isaac Rex. Waived DL Micheal Mason.	Sept. 16	Reverted S Tony Jefferson and LB Shaquille Quarterman to practice squad.
March 13	Re-signed S Alohi Gilman. Signed TE Will Dissly. Released WR Mike Williams.	Aug. 27	Placed LB Nick Niemann on Reserve/Injured; Designated for Return. Placed OLB Chris Collins, T Tyler McLellan, OLB Chris Rumph II and C/G Bucky Williams on Reserve/Injured. Released TE Donald Parham Jr., and LB Shaq Quarterman. Waived G Karsen Barnhart, TE Luke Benson, DL Jerrod Clark, S Akeem Dent, RB Elijah Dotson, OLB Andrew Farmer II, TE Tucker Fisk, WR Jaelen Gill, LB Frank Ginda, CB Matt Hankins, S Thomas Harper, TE Zach Heins, DL Christopher Hinton, OLB Savion Jackson, LB Jeremiah Jean-Baptiste, WR Cornelius Johnson, WR Jaylen Johnson, CB Robert Kennedy, C Brent Laing, T Alex Leatherwood, LB Shane Lee, OLB Tre'Mon Morris-Brash, DL CJ Okoye, G Willis Patrick, QB Luis Perez, S Jalyn Phillips, TE Isaac Rex, OLB Ty Shelby, RB Isaiah Spiller, CB Zamari Walton and WR Isaiah Wooden.	Sept. 21	Activated LB Shaquille Quarterman (standard elevation) from practice squad.
March 15	Traded WR Keenan Allen to Chicago for 2024 fourth-round selection.	Aug. 28	Claimed RB Hassan Haskins off waivers. Waived S JT Woods. Signed G Karsen Barnhart, TE Luke Benson, OLB Andrew Farmer II, TE Tucker Fisk, CB Matt Hankins, DL Christopher Hinton, LB Jeremiah Jean-Baptiste, WR Cornelius Johnson, WR Jaylen Johnson, CB Robert Kennedy, C Brent Laing, T Alex Leatherwood, LB Shane Lee, OLB Tre'Mon Morris-Brash, G Willis Patrick, S Jalyn Phillips, WR Brenden Rice, T Tyler Smith, CB Tarheeb Still, RB Kimani Vidal, CB Zamari Walton and C/G Bucky Williams.	Sept. 23	Reverted LB Shaquille Quarterman to practice squad.
March 16	Re-signed QB Easton Stick. Signed RB Gus Edwards, DL Poona Ford and TE Hayden Hurst.	Aug. 29	Traded 2026 seventh-round selection to Tennessee for DB Elijah Molden. Traded conditional 2025 seventh-round selection (from Minnesota) to Atlanta for QB Taylor Heinicke. Released S Tony Jefferson. Waived RB Jaret Patterson. Signed TE Eric Tomlinson to practice squad. Released CB Robert Kennedy from practice squad.	Sept. 24	Signed LB Blake Lynch and WR Jalen Reagar to practice squad. Released TE Luke Benson and CB Nehemiah Shelton from practice squad.
March 18	Signed C Bradley Bozeman and LB Troy Dye.	Aug. 30	Signed K Cameron Dicker to contract extension. Signed S Tony Jefferson to practice squad.	Sept. 25	Placed S Derwin James Jr., on Reserve/Suspended by Commissioner-Less than One Year.
March 19	Signed LB Denzel Perryman.	Sept. 2	Signed RB Jaret Patterson to practice squad. Released RB Isaiah Spiller from practice squad.	Sept. 26	Signed S Tony Jefferson to active roster. Signed G/T Braeden Daniels to practice squad.
March 28	Signed CB Kristian Fulton.			Sept. 28	Activated Blake Lynch (standard elevation) and C Sam Mustipher (standard elevation) from practice squad.
April 2	Signed FB/TE Ben Mason. Re-signed K Cameron Dicker.			Sept. 30	Activated S Derwin James Jr., from Reserve/Suspended by Commissioner-Less than One Year and placed on Exempt/Commissioner Permission. Released S Tony Jefferson. Reverted LB Blake Lynch and C Sam Mustipher to practice squad. Released G/T Braeden Daniels from practice squad.
April 18	Signed RB J.K. Dobbins.			Oct. 1	Activated S Derwin James Jr., from Exempt/Commissioner Permission. Signed S Tony Jefferson to practice squad.
May 6	Signed WR DJ Chark.				
May 10	Signed G Karsen Barnhart, QB Casey Bauman, TE Luke Benson, LB Junior Colson, S Akeem Dent, WR Jaelen Gill, S Thomas Harper, CB Cam Hart, TE Zach Heins, OLB Savion Jackson, LB Jeremiah Jean-Baptiste, WR Cornelius Johnson, WR Jaylen Johnson, WR Leon Johnson, CB Robert Kennedy, LB Shane Lee, DL Micheal Mason, T Tyler McLellan, OLB Tre'Mon Morris-Brash, G Willis Patrick, S Jalyn Phillips, WR Brenden Rice, T Tyler Smith, CB Tarheeb Still, RB Kimani Vidal, CB Zamari Walton and C/G Bucky Williams.				
May 13	Signed OLB Bud Dupree.				
May 14	Signed OLB Chris Collins. Waived OLB Brevin Allen.				
May 16	Signed DL Justin Eboigbe.				
May 23	Waived T Tyler Smith.				
May 29	Signed T Alex Leatherwood.				
June 5	Released C Corey Linsley.				
June 14	Signed S Tony Jefferson and WR Praise Olatoke.				
June 20	Signed WR Ladd McConkey.				
July 17	Declared Non-Football Illness for LB Junior Colson.				
July 30	Remove LB Junior Colson from Active/Non-Football Illness.				
Aug. 6	Waived OLB Savion Jackson.				
Aug. 7	Signed QB Luis Perez.				



# 2024 TRANSACTIONS BY PLAYER

## Allen, Brevin — OLB

Jan. 9 Signed to Reserve/Future contract  
May 14 Waived

## Allen, Keenan — WR

March 15 Traded to Chicago

## Alt, Joe — T

June 11 Signed

## Barnhart, Karsen — G

May 10 Signed  
Aug. 27 Waived  
Aug. 28 Signed to practice squad

## Bauman, Casey — QB

May 10 Signed  
Aug. 12 Waived

## Benson, Luke — TE

May 10 Signed  
Aug. 27 Waived  
Aug. 28 Signed to practice squad  
Sept. 24 Released from practice squad

## Bootle, Dicaprio — CB

Sept. 11 Signed to practice squad

## Bozeman, Bradley — C

March 18 Signed

## Chark Jr., DJ — WR

May 16 Signed  
Sept. 7 Placed on Reserve/Injured

## Clark, Jerrod — DL

Jan. 9 Signed to Reserve/Future contract  
Aug. 27 Waived

## Collins, Chris — OLB

May 14 Signed  
Aug. 27 Placed on Reserve/Injured

## Colson, Junior — LB

May 10 Signed  
July 17 Declared Non-Football Illness  
July 30 Passed Physical

## Daniels, Braeden — G/T

Sept. 26 Signed to practice squad  
Sept. 30 Released from practice squad

## Dent, Akeem — S

May 10 Signed  
Aug. 27 Waived

## Dicker, Cameron — K

March 5 Extended exclusive rights tender  
April 2 Re-signed  
Aug. 30 Signed contract extension

## Dobbins, J.K. — RB

April 18 Signed

## Dotson, Elijah — RB

Jan. 9 Signed to Reserve/Future contract  
Aug. 27 Waived

## Duggan, Max — QB

Jan. 9 Signed to Reserve/Future contract  
Aug. 19 Waived

## Dupree, Bud — OLB

May 13 Signed

## Dye, Troy — LB

March 18 Signed

## Eboigbe, Justin — DL

May 16 Signed

## Edwards, Gus — RB

March 16 Signed

## Farmer II, Andrew — OLB

Aug. 27 Waived  
Aug. 28 Signed to practice squad  
Sept. 3 Released from practice squad

## Fehoko, Simi — WR

Jan. 9 Signed to Reserve/Future contract

## Fisk, Tucker — TE

Aug. 14 Signed  
Aug. 27 Waived  
Aug. 28 Signed to practice squad

## Fitzpatrick, Dez — WR

Sept. 3 Signed to practice squad

## Ford, Poona — DL

March 16 Signed

## Fulton, Kristian — CB

April 2 Signed

## Gill, Jaelen — WR

May 10 Signed  
Aug. 27 Waived

## Gilman, Alohi — S

March 13 Re-signed

## Ginda, Frank — LB

Aug. 19 Signed  
Aug. 27 Waived

## Hankins, Matt — CB

Jan. 9 Signed to Reserve/Future contract  
Aug. 27 Waived  
Aug. 28 Signed to practice squad

## Harper, Thomas — S

May 10 Signed  
Aug. 27 Waived

## Hart, Cam — CB

May 10 Signed

## Haskins, Hassan — RB

Aug. 28 Claimed off Waivers

## Heinicke, Taylor — QB

Aug. 29 Traded for from Atlanta

## Heins, Zach — TE

May 10 Signed  
Aug. 27 Waived

## Hinton, Christopher — DL

Jan. 11 Signed to Reserve/Future contract  
Aug. 27 Waived  
Aug. 28 Signed to practice squad

## Hurst, Hayden — TE

March 16 Signed

## Jackson, Savion — OLB

May 10 Signed  
Aug. 6 Waived  
Aug. 13 Signed  
Aug. 27 Waived

## James Jr., Derwin — S

Sept. 25 Placed on Reserve/Suspended By Commissioner-Less than One Year  
Sept. 30 Suspension lifted and granted exempt status  
Oct. 1 Activated from exempt status

## Jean-Baptiste, Jeremiah — LB

May 10 Signed  
Aug. 27 Waived  
Aug. 28 Signed to practice squad

## Jefferson, Tony — S

June 14 Signed  
Aug. 29 Released  
Aug. 30 Signed to practice squad  
Sept. 14 Activated from practice squad (standard elevation)

Sept. 16 Reverted to practice squad

Sept. 26 Signed to active roster

Sept. 30 Released

Oct. 1 Signed to practice squad

## Johnson, Cornelius — WR

May 10 Signed  
Aug. 27 Waived  
Aug. 28 Signed to practice squad  
Sept. 3 Released from practice squad

## Johnson, Jaylen — WR

May 10 Signed  
Aug. 27 Waived  
Aug. 28 Signed to practice squad

## Johnson, Leon — WR

May 10 Signed  
Aug. 19 Waived

## Kendricks, Eric — LB

March 5 Released

## Kennedy, Robert — CB

May 10 Signed  
Aug. 27 Waived  
Aug. 28 Signed to practice squad  
Aug. 29 Released from practice squad

## Laing, Brent — C

Jan. 9 Signed to Reserve/Future contract  
Aug. 27 Waived

## Leatherwood, Alex — T

May 29 Signed  
Aug. 27 Waived  
Aug. 28 Signed to practice squad

## Lee, Shane — LB

May 10 Signed  
Aug. 27 Waived

## Linsley, Corey — C

June 5 Released

## Lynch, Blake — LB

Sept. 24 Signed to practice squad  
Sept. 28 Activated from practice squad (standard elevation)  
Sept. 30 Reverted to practice squad

## Mason, Ben — FB/TE

April 2 Signed  
Aug. 13 Waived/Injured

## Mason, Micheal — DL

May 10 Signed  
Aug. 22 Waived

## McConkey, Ladd — WR

June 20 Signed

## McLellan, Tyler — T

May 10 Signed  
Aug. 27 Placed on Reserve/Injured

## Molden, Elijah — DB

Aug. 29 Traded for from Tennessee

## Morris-Brash, Tre'Mon — OLB

May 10 Signed  
Aug. 27 Waived  
Aug. 28 Signed to practice squad

## Mustipher, Sam — C

Aug. 28 Signed to practice squad  
Sept. 28 Activated from practice squad (standard elevation)  
Sept. 30 Reverted to practice squad

## Niemann, Nick — LB

Aug. 27 Placed on Reserve/Injured and Designated for return from Reserve/Injured

## Okoye, CJ — DL

Jan. 9 Signed to Reserve/Future contract  
Aug. 27 Waived  
Aug. 28 Signed to practice squad

## Olatoke, Praise — WR

June 14 Signed  
Aug. 12 Waived

## Parham Jr., Donald — TE

Aug. 27 Released

## Patrick, Willis — G

May 10 Signed  
Aug. 27 Waived

## Patterson, Jaret — RB

Jan. 10 Signed to Reserve/Future contract  
Aug. 29 Waived  
Sept. 2 Signed to practice squad

## Perez, Luis — QB

Aug. 7 Signed  
Aug. 27 Waived

# 2024 TRANSACTIONS BY PLAYER

## Perryman, Denzel — LB

March 19 Signed

## Phillips, Jalyn — S

May 10 Signed

Aug. 16 Waived

Aug. 19 Signed

Aug. 27 Waived

## Quarterman, Shaquille — LB

Aug. 13 Signed

Aug. 27 Waived

Aug. 28 Signed to practice squad

Sept. 7 Activated from practice squad (standard elevation)

Sept. 9 Reverted to practice squad

Sept. 14 Activated from practice squad (standard elevation)

Sept. 16 Reverted to practice squad

Sept. 21 Activated from practice squad (standard elevation)

Sept. 23 Reverted to practice squad

## Reagor, Jalen — WR

Sept. 24 Signed to practice squad

## Rex, Isaac — TE

Aug. 22 Signed

Aug. 27 Waived

## Rice, Brenden — WR

May 10 Signed

## Rumph II, Chris — OLB

Aug. 27 Placed on Reserve/Injured

## Sarell, Foster — T

March 5 Extended exclusive rights tender

March 8 Re-signed

## Shelby, Ty — OLB

Aug. 27 Waived

## Shelton, Nehemiah — CB

Sept. 9 Signed to practice squad

Sept. 24 Released from practice squad

## Smith, Tyler — T

May 10 Signed

May 23 Waived

## Spiller, Isaiah — RB

Aug. 27 Waived

Aug. 28 Signed to practice squad

Sept. 2 Released from practice squad

## Stick, Easton — QB

March 16 Signed

## Still, Tarheeb — CB

May 10 Signed

## Tart, Teair — DL

Aug. 16 Signed

## Tomlinson, Eric — TE

Aug. 29 Signed to practice squad

Sept. 7 Signed to active roster

## Trainer, Andrew — T

March 12 Waived

## Uzodinma, Amechi — CB

March 12 Waived

## Vidal, Kimani — RB

May 10 Signed

## Wade, Shaun — CB

Sept. 3 Signed to practice squad

## Walton, Zamari — CB

May 10 Signed

Aug. 27 Waived

## Wilcox, Chris — CB

Jan. 9 Signed to Reserve/Future contract

Aug. 13 Waived

## Williams, Bucky — C/G

May 10 Signed

Aug. 27 Placed on Reserve/Injured

## Williams, Mike — WR

March 13 Released

## Wooden, Isaiah — WR

Aug. 12 Signed

Aug. 27 Waived

## Woods, JT — S


Aug. 28 Waived

# MEDIA INFORMATION



SoFi Stadium

## SEATING MAP



CHARGERS.COM

**GAME-DAY MEDIA PARKING:** Media attending Chargers home games have been assigned reserved areas to park at SoFi Stadium. All parking will be distributed electronically. As a reminder, parking is limited and is being provided as a courtesy.

**MEDIA ENTRANCE:** All credentialed media must enter through southeast media gate between entries 10 & 11 near Media Will Call and are subject to search procedures. Please be prepared to open all cases and bags for inspection by SoFi Stadium security personnel. All items will be inspected and tagged for security purposes. Please make sure bags are identifiable and limit carry-in items to only what is necessary. Please remove any security tags from prior games.

**PRESS WILL CALL**  
Press Will Call is located at the southeast media gate between entries 10 & 11.

**PRESS BOX**  
Media can access the press box by entering SoFi Stadium through the southeast media gate. Once on the concourse, turn left and walk along the concourse around the South end zone until reaching elevators in the southwest corner of the stadium. Take the elevators up to level 7 to access the press box.

**CHARGERS MEDIA SITE**  
[Chargers.com/media](https://chargers.com/media) is available to assist media with coverage leading up to each game of the 2024 season. The media site contains digital copies of all press materials. Credential requests on the site must be submitted by the sports director, sports editor or photo editor to be considered.

**CHARGERS GAME RELEASE**  
Stats and notes in Los Angeles Chargers Game Releases are found utilizing a variety of sources, including STATS LLC, Sportradar, Stathead and the Elias Sports Bureau.

## LOS ANGELES CHARGERS COMMUNICATIONS CONTACTS

NAME	TITLE	EMAIL
Josh Rupprecht	Senior Vice President, Communications & Brand Messaging	Josh.Rupprecht@Chargers.NFL.com
Jennifer Rojas	Vice President, Marketing Communications & Alumni Affairs	Jennifer.Rojas@Chargers.NFL.com
Lauren Georgeson	Senior Manager, Corporate Marketing & Communications	Lauren.Georgeson@Chargers.NFL.com
Brock Anderson	Senior Manager, Football Communications	Brock.Anderson@Chargers.NFL.com
Leonie Strehl	Senior Coordinator, Marketing Communications & Alumni Affairs	Leonie.Strehl@Chargers.NFL.com
Ricky Martinez	Coordinator, Football Communications	Ricky.Martinez@Chargers.NFL.com



***SUPPLEMENTAL  
STATS***



# ALL-TIME SERIES HISTORY

Franchise	REGULAR SEASON						POSTSEASON					PRESEASON		
	W	L	T	Pct.	PF	PA	W	L	Pct.	PF	PA	W	L	T
Arizona Cardinals <sup>1</sup>	11	4	0	.733	392	301	0	0	—			14	11	0
Atlanta Falcons	4	8	0	.333	170	247	0	0	—			4	2	0
Baltimore Ravens	5	9	0	.357	252	307	1	0	1.000	23	17	0	0	0
Buffalo Bills	24	12	2	.667	938	660	1	2	.333	27	57	0	1	0
Carolina Panthers	2	6	0	.250	135	171	0	0	—			0	0	0
Chicago Bears	7	7	0	.500	279	233	0	0	—			4	3	0
Cincinnati Bengals	22	14	0	.611	871	778	1	1	.500	34	37	0	0	0
Cleveland Browns <sup>2</sup>	19	9	1	.672	727	582	0	0	—			1	0	1
Dallas Cowboys	5	8	0	.385	295	296	0	0	—			9	8	0
Denver Broncos	55	72	1	.433	2,732	2,721	0	1	.000	17	24	5	2	0
Detroit Lions	7	6	0	.538	292	304	0	0	—			0	1	0
Green Bay Packers	2	11	0	.154	232	376	0	0	—			2	1	1
Houston Texans	6	3	0	.667	247	192	0	0	—			1	0	0
Indianapolis Colts <sup>3</sup>	18	10	0	.643	666	476	2	1	.667	71	76	2	2	0
Jacksonville Jaguars	9	4	0	.692	385	255	0	0	—			0	0	0
Kansas City Chiefs <sup>4</sup>	57	70	1	.449	2,607	2,861	1	0	1.000	17	0	5	2	0
Las Vegas Raiders <sup>5</sup>	59	68	2	.465	2,823	2,856	0	1	.000	27	34	7	7	0
Los Angeles Rams <sup>6</sup>	6	7	0	.462	344	335	0	0	—			20	19	0
Miami Dolphins	15	18	0	.455	753	738	2	2	.500	76	124	3	1	0
Minnesota Vikings	7	8	0	.467	358	369	0	0	—			3	11	1
New England Patriots <sup>7</sup>	15	24	2	.385	771	976	1	3	.250	112	96	5	2	0
New Orleans Saints	7	6	0	.538	350	264	0	0	—			4	6	0
New York Giants	8	5	0	.615	356	302	0	0	—			5	3	0
New York Jets <sup>8</sup>	24	12	1	.667	1,057	739	0	2	.000	31	37	4	2	1
Philadelphia Eagles	8	5	0	.615	262	266	0	0	—			3	1	0
Pittsburgh Steelers	9	24	0	.273	626	854	2	1	.667	72	76	1	2	0
San Francisco 49ers	8	7	0	.533	339	396	0	1	.000	26	49	22	27	0
Seattle Seahawks	25	27	0	.481	1,090	1,103	0	0	—			5	13	0
Tampa Bay Buccaneers	8	4	0	.667	331	250	0	0	—			0	0	0
Tennessee Titans <sup>9</sup>	28	16	1	.636	1,149	985	1	3	.250	50	57	7	3	0
Washington Commanders <sup>10</sup>	5	7	0	.417	259	284	0	0	—			1	0	0
<b>ALL-TIME TOTALS</b>	<b>485</b>	<b>491</b>	<b>11</b>	<b>.497</b>	<b>22,088</b>	<b>21,477</b>	<b>12</b>	<b>18</b>	<b>.400</b>	<b>583</b>	<b>684</b>	<b>137</b>	<b>127</b>	<b>4</b>

Note: Prior to 1972, tie games were not included in winning percentage.

- 1—Known as St. Louis Cardinals (1960-87) and Phoenix Cardinals (1988-93)
- 2—Did not play from 1996-98 after relocation to Baltimore, but rejoined as an expansion franchise in 1999
- 3—Known as Baltimore Colts (1960-83)
- 4—Known as Dallas Texans (1960-62)
- 5—Known as Los Angeles Rams (1960-94 and 2016-present) and St. Louis Rams (1995-2015)
- 6—Known as Boston Patriots (1960-70)
- 7—Known as Titans of New York (1960-62)
- 8—Known as Oakland Raiders (1960-81 and 1995-2019) and Los Angeles Raiders (1982-94)
- 9—Known as Houston Oilers (1960-96) and Tennessee Oilers (1997-98)
- 10—Known as Washington Redskins (1960-2019) and Washington Football Team (2020-21)

# THE LAST TIME . . .

Regular season in regular font | Postseason in italics

## RUSHING

### 200 Yards Rushing, Individual

CHARGERS — LaDainian Tomlinson, Dec. 28, 2003 vs. Oakland (243 yards)  
 OPPONENT — Adrian Peterson, Nov. 4, 2007 at Minnesota (296 yards)  
 CHARGERS — *Keith Lincoln, AFL Championship,*  
*Jan. 5, 1964 vs. Boston (206 yards)*  
 OPPONENT — *Never*

### 100 Yards Rushing, Individual

CHARGERS — **J.K. Dobbins, Sept. 15, 2024 at Carolina (131 yards)**  
 OPPONENT — Daivid Montgomery, Nov 12, 2023 vs. Detroit (116 yards)  
 CHARGERS — *Darren Sproles, AFC Wild Card,*  
*Jan. 3, 2009 vs. Indianapolis (105 yards)*  
 OPPONENT — *Sony Michel, AFC Divisional,*  
*Jan. 13, 2019 at New England (129 yards)*

### 100 Yards Rushing, One Half, Individual

CHARGERS — **J.K. Dobbins, Sept. 8, 2024 vs. Las Vegas (131 yards in second half)**  
 OPPONENT — Daivid Montgomery, Nov 12, 2023 vs. Detroit (102 yards in first half)  
 CHARGERS — *Keith Lincoln, AFL Championship,*  
*Jan. 5, 1964 vs. Boston (176 yards in first half)*  
 OPPONENT — *Sony Michel, AFC Divisional,*  
*Jan. 13, 2019 at New England (105 yards in first half)*

### Two 100-Yard Rushers

CHARGERS — Darren Sproles (122 yards) and LaDainian Tomlinson (116 yards)  
 Dec. 16, 2007, vs. Detroit  
 OPPONENT — Frank Gore (158 yards) and Colin Kaepernick (151 yards),  
 Dec. 20, 2014 at San Francisco  
 CHARGERS — *Never*  
 OPPONENT — *Never*

### Four Touchdowns Rushing, Individual

CHARGERS — LaDainian Tomlinson, Oct. 14, 2007 vs. Oak. (3, 27, 13, 41 yards)  
 OPPONENT — *Never*  
 CHARGERS — *Never*  
 OPPONENT — *Never*

### Three Touchdowns Rushing, Individual

CHARGERS — Melvin Gordon, Oct. 15, 2018, at Cleveland (4, 10, 11 yards)  
 OPPONENT — Darrel Young, Nov. 3, 2013 at Washington (1, 1, 4 yards)  
 CHARGERS — *Never*  
 OPPONENT — *Sony Michel, AFC Divisional,*  
*Jan. 13, 2019 at New England (1, 14, 5 yards)*

### Two Touchdowns Rushing, Individual

CHARGERS — Austin Ekeler, Nov. 6, 2023 at New York Jets (1, 2 yards)  
 OPPONENT — Josh Allen, Dec. 23, 2023 vs. Buffalo (2, 1 yard)  
 CHARGERS — *Darren Sproles, AFC Wild Card,*  
*Jan. 3, 2009 vs. Indianapolis (9, 22 yards)*  
 OPPONENT — *Sony Michel, AFC Divisional,*  
*Jan. 13, 2019 at New England (1, 14, 5 yards)*

## PASSING

### 500 Yards Passing, Individual

CHARGERS — Philip Rivers, Oct. 18, 2015 at Green Bay (503 yards)  
 OPPONENT — *Never*  
 CHARGERS — *Never*  
 OPPONENT — *Never*

### 400 Yards Passing, Individual

CHARGERS — Justin Herbert, Sept. 24, 2023 at Minnesota (405 yards)  
 OPPONENT — Patrick Mahomes, Oct. 22, 2023 at Kansas City (424 yards)  
 CHARGERS — *Dan Fouts, AFC Divisional,*  
*Jan. 2, 1982 at Miami (433 yards)*  
 OPPONENT — *Peyton Manning, AFC Divisional,*  
*Jan. 13, 2008 at Indianapolis (402 yards)*

### 300 Yards Passing, Individual

CHARGERS — Justin Herbert, Nov. 12, 2023 vs. Detroit (323 yards)  
 OPPONENT — Jordan Love, Nov. 19, 2023 at Green Bay (322 yards)  
 CHARGERS — *Philip Rivers, AFC Divisional,*  
*Jan. 13, 2019 at New England (331 yards)*  
 OPPONENT — *Tom Brady, AFC Divisional,*  
*Jan. 13, 2019 at New England (343 yards)*

### Six Touchdown Passes, Individual

CHARGERS — Dan Fouts, Nov. 22, 1981 at Oakland (12, 15, 29, 4, 5, 6 yards)  
 OPPONENT — *Never*  
 CHARGERS — *Never*  
 OPPONENT — *Never*

### Five Touchdown Passes, Individual

CHARGERS — Drew Brees, Oct. 31, 2004 vs. Oakland (17, 13, 23, 5, 1 yards)  
 OPPONENT — Tom Brady, Oct. 4, 2020 at Tampa Bay (3, 6, 28, 19, 9 yards)  
 CHARGERS — *Never*  
 OPPONENT — *Never*

### Four Touchdown Passes, Individual

CHARGERS — Justin Herbert, Nov. 12, 2023 vs. Detroit (29, 18, 1, 38 yards)  
 OPPONENT — Aidan O'Connell, Dec. 14, 2023 at Las Vegas (30, 22, 11, 20 yards)  
 CHARGERS — *Never*  
 OPPONENT — *Don Strock, AFC Divisional,*  
*Jan. 2, 1982 at Miami (1, 40, 15, 50 yards)*

### Three Touchdown Passes, Individual

CHARGERS — Justin Herbert, Nov. 12, 2023 vs. Detroit (29, 18, 1, 38 yards)  
 OPPONENT — Aidan O'Connell, Dec. 14, 2023 at Las Vegas (30, 22, 11, 20 yards)  
 CHARGERS — *Philip Rivers, AFC Divisional,*  
*Jan. 13, 2019 at New England (43, 1, 8 yards)*  
 OPPONENT — *Peyton Manning, AFC Divisional,*  
*Jan. 13, 2008 at Indianapolis (25, 9, 55 yards)*

### Six Interceptions Thrown, Individual

CHARGERS — Ed Luther, Oct. 31, 1983 vs. Washington  
 OPPONENT — Peyton Manning, Nov. 11, 2007 vs. Indianapolis  
 CHARGERS — *Never*  
 OPPONENT — *Never*

### Five Interceptions Thrown, Individual

CHARGERS — Craig Whelihan, Dec. 13, 1998 at Seattle  
 OPPONENT — Nathan Peterman, Nov. 19, 2017 vs. Buffalo  
 CHARGERS — *Dan Fouts, AFC Second Round, Jan. 16, 1983 at Miami*  
 OPPONENT — *George Blanda, AFL Championship,*  
*Dec. 24, 1961 vs. Houston Oilers*

### Four Interceptions Thrown, Individual

CHARGERS — Philip Rivers, Nov. 18, 2019 vs. Kansas City in Mexico City, Mexico  
 OPPONENT — Nathan Peterman, Nov. 19, 2017 vs. Buffalo  
 CHARGERS — *Stan Humphries, AFC Wild Card, Dec. 31, 1995 vs. Indianapolis*  
 OPPONENT — *George Blanda, AFL Championship,*  
*Dec. 24, 1961 vs. Houston Oilers*

## RECEIVING

### 10 or More Receptions, Individual

CHARGERS — Keenan Allen, Nov. 26, 2023 vs. Baltimore (14 receptions)  
OPPONENT — Cole Kmet, Oct. 29, 2023 vs. Chicago (10 receptions)  
CHARGERS — *Ronnie Harmon, AFC Wild Card,*  
*Dec. 31, 1995 vs. Indianapolis (10 receptions)*  
OPPONENT — *James White, AFC Divisional,*  
*Jan. 13, 2019 at New England (15 receptions)*

### 200 Yards Receiving, Individual

CHARGERS — Keenan Allen, Sept. 24, 2023 at Minnesota (215 yards)  
OPPONENT — Tyreek Hill, Sept. 10, 2023 vs. Miami (215 yards)  
CHARGERS — *Never*  
OPPONENT — *Never*

### 100 Yards Receiving, Individual

CHARGERS — Joshua Palmer, Dec. 14, 2023 at Las Vegas (113 yards)  
OPPONENT — Gabe Davis, Dec. 23, 2023 vs. Buffalo (130 yards)  
CHARGERS — *Keenan Allen, AFC Divisional,*  
*Jan. 12, 2014 at Denver (142 yards)*  
OPPONENT — *Julian Edelman, AFC Divisional,*  
*Jan. 13, 2019 at New England (151 yards)*

### 100 Yards Receiving, One Half, Individual

CHARGERS — Joshua Palmer, Dec. 14, 2023 at Las Vegas  
(113 yards in second half)  
OPPONENT — Travis Kelce, Oct. 22, 2023 at Kansas City  
(143 yards in first half)  
CHARGERS — *Keenan Allen, AFC Divisional,*  
*Jan. 12, 2014 at Denver (142 yards in second half)*  
OPPONENT — *Julian Edelman, AFC Divisional,*  
*Jan. 13, 2019 at New England (107 yards in first half)*

### Two 100-Yard Receivers

CHARGERS — Keenan Allen (215 yards) and Mike Williams (121 yards),  
Sept. 24, 2023 at Minnesota  
OPPONENT — Travis Kelce (191 yards) and Tyreek Hill (148 yards),  
Dec. 16, 2021 vs. Kansas City  
CHARGERS — *Chris Chambers (133 yards) and Vincent Jackson (114 yards),*  
*AFC Wild Card, Jan. 6, 2008*  
OPPONENT — *Tony Nathan (114 yards) and Duriel Harris (106 yards),*  
*AFC Divisional, Jan. 2, 1982*

### Five Touchdown Receptions, Individual

CHARGERS — Kellen Winslow, Nov. 22, 1981 at Oakland (15, 29, 4, 5, 3 yards)  
OPPONENT — *Never*  
CHARGERS — *Never*  
OPPONENT — *Never*

### Four Touchdown Receptions, Individual

CHARGERS — Kellen Winslow, Nov. 22, 1981 at Oakland (15, 29, 4, 5, 3 yards)  
OPPONENT — Daryl Turner, Sept. 15, 1985 vs. Seattle (34, 15, 30, 7 yards)  
CHARGERS — *Never*  
OPPONENT — *Never*

### Three Touchdown Receptions, Individual

CHARGERS — Danny Woodhead, Dec. 20, 2015 vs. Miami (20, 9, 9 yards)  
OPPONENT — Travis Kelce, Nov. 20, 2022 vs. Kansas City (4, 32, 17 yards)  
CHARGERS — *Never*  
OPPONENT — *Jerry Rice, Super Bowl XXIX at Joe Robbie Stadium,*  
*Jan. 29, 1995 vs. San Francisco (44, 15, 7 yards)*

### Two Touchdown Receptions, Individual

CHARGERS — **Quentin Johnston, Sept. 15, 2024 at Carolina (29, 5 yards)**  
OPPONENT — Tre Tucker, Dec. 14, 2023 at Las Vegas (30, 20 yards)  
CHARGERS — *Keenan Allen, AFC Divisional,*  
*Jan. 12, 2014 at Denver (16, 16 yards)*  
OPPONENT — *Michael Crabtree, AFC Wild Card,*  
*Jan. 6, 2019 at Baltimore (31, 7 yards)*

## COMBINATION

### 100 Yards Rushing and Receiving, Individual

CHARGERS — Austin Ekeler, Dec. 8, 2019 at Jacksonville  
(101 yards rushing, 112 yards receiving)  
OPPONENT — Essex Johnson, Sept. 30, 1973 vs. Cincinnati  
(121 yards rushing, 116 yards receiving)  
CHARGERS — *Keith Lincoln, AFC Championship, Jan. 5, 1964 vs. Boston*  
*(206 yards rushing, 123 yards receiving)*  
OPPONENT — *Never*

### 300-Yard Passer, 100-Yard Rusher and 100-Yard Receiver

CHARGERS — Philip Rivers (314 yards passing),  
Austin Ekeler (101 yards rushing),  
Austin Ekeler (112 yards receiving),  
Dec. 8, 2019 at Jacksonville  
OPPONENT — Patrick Mahomes (329 yards passing),  
Isiah Pacheco (107 yards rushing),  
Travis Kelce (115 yards receiving),  
Nov. 20, 2022 vs. Kansas City  
CHARGERS — *Dan Fouts (333 yards passing),*  
*Chuck Muncie (126 yards rushing),*  
*Wes Chandler (124 yards receiving),*  
*Kellen Winslow (102 yards receiving),*  
*AFC Wild Card, Jan. 9, 1983 at Pittsburgh*  
OPPONENT — *Tom Brady (343 yards passing),*  
*Sony Michel (129 yards rushing),*  
*Julian Edelman (151 yards receiving),*  
*AFC Divisional, Jan. 13, 2019 at New England*

## INTERCEPTIONS

### Four Interceptions, Individual

CHARGERS — *Never*  
OPPONENT — Kwamie Lassiter, Dec. 27, 1998 at Arizona (4 interceptions)  
CHARGERS — *Never*  
OPPONENT — *Vernon Perry, AFC Divisional,*  
*Dec. 29, 1979 vs. Houston Oilers (4 interceptions)*

### Three Interceptions, Individual

CHARGERS — Antonio Cromartie, Nov. 11, 2007 vs. Indianapolis (3 interceptions)  
OPPONENT — Kwamie Lassiter, Dec. 27, 1998 at Arizona (4 interceptions)  
CHARGERS — *Never*  
OPPONENT — *Vernon Perry, AFC Divisional,*  
*Dec. 29, 1979 vs. Houston Oilers (4 interceptions)*

### Two Interceptions, Individual

CHARGERS — Kyzir White, Oct. 17, 2021 at Baltimore (2 interceptions)  
OPPONENT — Patrick Surtain II, Nov. 28, 2021 at Denver (2 interceptions)  
CHARGERS — *Glen Edwards, AFC Divisional,*  
*Jan. 3, 1981 vs. Buffalo (2 interceptions)*  
OPPONENT — *Jason Belser, AFC Wild Card,*  
*Dec. 31, 1995 vs. Indianapolis (2 interceptions)*

### Interception Returned for Touchdown

CHARGERS — Bryce Callahan, Dec. 4, 2022 at Las Vegas  
(26 yards of Derek Carr)  
OPPONENT — Jack Jones, Dec. 14, 2023 at Las Vegas  
(16 yards of Easton Stick)  
CHARGERS — *Never*  
OPPONENT — *Never*



## SACKS

### Six Sacks, Individual

CHARGERS — Khalil Mack, Oct. 1, 2023 vs. Las Vegas (6.0 sacks)  
OPPONENT — Never  
CHARGERS — Never  
OPPONENT — Never

### Five Sacks, Individual

CHARGERS — Khalil Mack, Oct. 1, 2023 vs. Las Vegas (6.0 sacks)  
OPPONENT — Never  
CHARGERS — Never  
OPPONENT — Never

### Four-and-One-Half Sacks, Individual

CHARGERS — Khalil Mack, Oct. 1, 2023 vs. Las Vegas (6.0 sacks)  
OPPONENT — Hugh Douglas, Oct. 18, 1998 vs. Philadelphia (4.5 sacks)  
CHARGERS — Never  
OPPONENT — Never

### Four Sacks, Individual

CHARGERS — Khalil Mack, Oct. 1, 2023 vs. Las Vegas (6.0 sacks)  
OPPONENT — Justin Houston, Dec. 28, 2014 at Kansas City (4.0 sacks)  
CHARGERS — Never  
OPPONENT — Never

### Three-and-One-Half Sacks, Individual

CHARGERS — Khalil Mack, Oct. 1, 2023 vs. Las Vegas (6.0 sacks)  
OPPONENT — Justin Houston, Dec. 28, 2014 at Kansas City (3.5 sacks)  
CHARGERS — Never  
OPPONENT — Never

### Three Sacks, Individual

CHARGERS — Khalil Mack, Oct. 1, 2023 vs. Las Vegas (6.0 sacks)  
OPPONENT — Chandler Jones, Dec. 4, 2022 at Las Vegas (3.0 sacks)  
CHARGERS — Never  
OPPONENT — Never

### Two-and-One-Half Sacks, Individual

CHARGERS — Joey Bosa, Nov. 6, 2023 at New York Jets (2.5 sacks)  
OPPONENT — Chandler Jones, Dec. 4, 2022 at Las Vegas (3.0 sacks)  
CHARGERS — *Burt Grossman, AFC Wild Card,*  
*Jan. 2, 1993 vs. Kansas City (2.5 sacks)*  
OPPONENT — Never

### Two Sacks, Individual

CHARGERS — **Bud Dupree, Sept. 29, 2024 vs. Kansas City (2.0 sacks)**  
OPPONENT — **Chris Jones, Sept. 29, 2024 vs. Kansas City (2.0 sacks)**  
CHARGERS — *Melvin Ingram, AFC Wild Card,*  
*Jan. 6, 2019 at Baltimore (2.0 sacks)*  
OPPONENT — *Shaun Phillips, AFC Divisional,*  
*Jan. 12, 2014 at Denver (2.0 sacks)*

## TOUCHDOWNS

### Five Touchdowns, Individual

CHARGERS — Kellen Winslow, Nov. 22, 1981 at Oakland  
(15-, 29-, 4-, 5-, 3-yard receptions)  
OPPONENT — Never  
CHARGERS — Never  
OPPONENT — Never

### Four Touchdowns, Individual

CHARGERS — Austin Ekeler, Nov. 21, 2021 vs. Pittsburgh  
(10-, 17-yard receptions; 6-, 5-yard runs)  
OPPONENT — Harvey Williams, Nov. 16, 1997, vs. Oakland  
(8-, 32-yard receptions; 1-, 1-yard runs)  
CHARGERS — Never  
OPPONENT — Never

### Three Touchdowns, Individual

CHARGERS — Austin Ekeler, Oct. 2, 2022 at Houston  
(14-yard receptions; 10-, 20-yard runs)  
OPPONENT — Travis Kelce, Nov. 20, 2022 vs. Kansas City  
(4-, 32-, 17-yard receptions)  
CHARGERS — Never  
OPPONENT — *Sony Michel, AFC Divisional,*  
*Jan. 13, 2019 at New England (1-, 14-, 5-yard runs)*

## FIELD GOALS AND PATS

### Six Field Goals Made, Individual

CHARGERS — Greg Davis, Oct. 5, 1997 at Oakland  
(30, 22, 38, 43, 33, 33 yards)  
OPPONENT — Phil Dawson, Nov. 5, 2006 vs. Cleveland  
(37, 20, 42, 30, 36, 35 yards)  
CHARGERS — Never  
OPPONENT — Never

### Five Field Goals Made, Individual

CHARGERS — Cameron Dicker, Dec. 23, 2023 vs. Buffalo  
(20, 40, 47, 45, 53 yards)  
OPPONENT — Daniel Carlson, Jan. 9, 2022 at Las Vegas  
(24, 31, 52, 40, 47 yards)  
CHARGERS — *Michael Badgley, AFC Wild Card,*  
*Jan. 6, 2019 at Baltimore (21, 53, 40, 34, 47 yards)*  
OPPONENT — Never

### Four Field Goals Made, Individual

CHARGERS — Cameron Dicker, Jan. 7, 2024 vs. Kansas City  
(49, 40, 43, 20 yards)  
OPPONENT — Daniel Carlson, Jan. 9, 2022 at Las Vegas  
(24, 31, 52, 40, 47 yards)  
CHARGERS — *Michael Badgley, AFC Wild Card,*  
*Jan. 6, 2019 at Baltimore (21, 53, 40, 34, 47 yards)*  
OPPONENT — Never

### 50-Yard Field Goal, Individual

CHARGERS — **Cameron Dicker, Sept. 29, 2024 vs. Kansas City (50 yards)**  
OPPONENT — Jason Sanders, Dec. 11, 2022 vs. Miami (55 yards)  
CHARGERS — *Michael Badgley, AFC Wild Card,*  
*Jan. 6, 2019 at Baltimore (53 yards)*  
OPPONENT — *Stephen Gostkowski, AFC Divisional,*  
*Jan. 14, 2007 vs. New England (50 yards)*

### Blocked Field Goal Attempt

CHARGERS — Joe Gaziano, Dec. 4, 2022 at Las Vegas  
(52-yard Daniel Carlson attempt)  
OPPONENT — Zack Allen, Dec. 31, 2023 at Denver  
(50-yard Cameron Dicker attempt)  
CHARGERS — *Leroy Jones, AFC Divisional, Jan. 2, 1982 at Miami*  
*(34-yard Uwe von Schamann attempt)*  
OPPONENT — Never

### Two-Point Conversion

CHARGERS — Trey Pipkins III pass from Justin Herbert,  
Sept. 17, 2023 at Tennessee  
OPPONENT — Clyde Edwards-Helaire pass from Patrick Mahomes,  
Dec. 16, 2021 vs. Kansas City  
CHARGERS — *Keenan Allen pass from Philip Rivers, AFC Divisional,*  
*Jan. 13, 2019 at New England*  
OPPONENT — *Kevin Faulk run, AFC Divisional,*  
*Jan. 14, 2007 vs. New England*

### Point After Touchdown Missed

CHARGERS — **Cameron Dicker, Sept. 15, 2024 at Carolina**  
**(First attempt, wide left)**  
OPPONENT — Anders Carlson, Nov. 19, 2023 at Green Bay  
(Second attempt, wide right)  
CHARGERS — *Rolf Benirschke, AFC Second Round,*  
*Jan. 16, 1993 at Miami (First attempt, wide right)*  
OPPONENT — Never

### Blocked Point After Touchdown

CHARGERS — Isaac Rochell, Sept. 27, 2020 vs. Carolina  
(Joey Slye, first attempt)  
OPPONENT — Denico Autry, Dec. 31, 2017 vs. Oakland  
(Nick Rose, third attempt)  
CHARGERS — Never  
OPPONENT — Never

## PUNTING

### 80-Yard Punt

CHARGERS — JK Scott, Dec. 11, 2023 vs. Denver (83 yards)  
OPPONENT — Dustin Colquitt, Dec. 2, 2007 at Kansas City (81 yards)  
CHARGERS — *Never*  
OPPONENT — *Never*

### 70-Yard Punt

CHARGERS — JK Scott, Dec. 11, 2023 vs. Denver (83 yards)  
OPPONENT — Bryce Baringer, Dec. 3, 2023 at New England (70 yards)  
CHARGERS — *Never*  
OPPONENT — *Ray Guy, AFC Championship, Jan. 11, 1981 vs. Oakland (71 yards)*

### 60-Yard Punt

CHARGERS — **JK Scott, Sept. 22, 2024 at Pittsburgh (63 yards)**  
OPPONENT — **Johnny Hekker, Sept. 15, 2024 at Carolina (64 yards)**  
CHARGERS — *Mike Scifres, AFC Divisional, Jan. 12, 2014 at Denver (62 yards)*  
OPPONENT — *Hunter Smith, AFC Wild Card, Jan. 3, 2009 vs. Indianapolis (63 yards)*

### Blocked Punt

CHARGERS — Jerry Attaochu of Drew Butler, Sept. 8, 2014 at Arizona  
OPPONENT — Miles Killebrew of Ty Long, Nov. 21, 2021 vs. Pittsburgh  
CHARGERS — *Never*  
OPPONENT — *Lou Piccone of Rick Partridge, AFC Divisional, Jan. 3, 1981 vs. Buffalo*

### 10 or More Punts, Individual

CHARGERS — Drew Kaser, Nov. 12, 2017 at Jacksonville (10 punts for 485 yards)  
OPPONENT — Chad Stanley, Sept. 15, 2002 vs. Houston (10 punts for 406 yards)  
CHARGERS — *Never*  
OPPONENT — *Never*

### No Punts

CHARGERS — Dec. 26, 2021 at Houston  
OPPONENT — Sept. 19, 2010 vs. Jacksonville  
CHARGERS — *Never*  
OPPONENT — *AFC Divisional, Jan. 12, 2014 at Denver*

## OTHER SPECIAL TEAMS

### Kickoff Returned for Touchdown

CHARGERS — Andre Roberts, Jan. 2, 2022 vs. Denver (101 yards)  
OPPONENT — Mecole Hardman, Dec. 29, 2019 at Kansas City (104 yards)  
CHARGERS — *Andre Coleman, Super Bowl XXIX at Joe Robbie Stadium, Jan. 29, 1995 vs. San Francisco (98 yards)*  
OPPONENT — *Never*

### Punt Returned for Touchdown

CHARGERS — Derius Davis, Nov. 6, 2023 at New York Jets (87 yards)  
OPPONENT — Gunner Olszewski, Dec. 6, 2020, vs. New England (70 yards)  
CHARGERS — *Wes Chandler, AFC Divisional, Jan. 2, 1982 at Miami (58 yards)*  
OPPONENT — *Santonio Holmes, AFC Divisional, Jan. 11, 2009 at Pittsburgh (67 yards)*

### Blocked Punt Returned for Touchdown

CHARGERS — Jacob Hester, Oct. 25, 2009 at Kansas City (Recovered own blocked Dustin Colquitt punt in end zone)  
OPPONENT — Daniel Thomas, Oct. 25, 2020 vs. Jacksonville (Recovered own blocked Ty Long punt, returned recovery 16 yards)  
CHARGERS — *Never*  
OPPONENT — *Never*

### Recovered Own Onside Kick Attempt

CHARGERS — Darrell Stuckey of Nick Novak kick, Nov. 18, 2012 at Denver  
OPPONENT — Keion Crossen of Riley Dixon kick, Dec. 12, 2021 vs. New York Giants  
CHARGERS — *Richard Marshall of Nick Novak kick, AFC Divisional, Jan. 12, 2014 at Denver*  
OPPONENT — *Never*

## OTHER DEFENSE

### Shutout Posted

CHARGERS — Dec. 3, 2023 at New England (6-0 Chargers win)  
OPPONENT — Dec. 6, 2020 vs. New England (45-0, Patriots win)  
CHARGERS — *AFC Wild Card, Jan. 2, 1993 vs. Kansas City (Chargers win, 17-0)*  
OPPONENT — *AFC Divisional, Jan. 10, 1993 at Miami (Dolphins win, 31-0)*

### Fumble Returned for Touchdown

CHARGERS — Tevaughn Campbell, Dec. 5, 2021 at Cincinnati (61 yards)  
OPPONENT — Mike Edwards, Jan. 7, 2024 vs. Kansas City (97 yards)  
CHARGERS — *Never*  
OPPONENT — *Guy Ruff, AFC Wild Card, Jan. 9, 1983 at Pittsburgh (Recovered opening kickoff fumble in end zone)*

### Safety Scored

CHARGERS — Oct. 23, 2022 vs. Seattle (Kenneth Walker III tackled by Sebastian Joseph-Day and Troy Reeder in end zone)  
OPPONENT — Nov. 22, 2020 vs. N.Y. Jets (Ty Long ran out of bounds out of the back of the end zone)  
CHARGERS — *AFC Divisional, Jan. 8, 1995 vs. Miami (Bernie Parmalee tackled in end zone by Reuben Davis)*  
OPPONENT — *Never*

## MISCELLANEOUS

### No Penalties

CHARGERS — Oct. 9, 2011 at Denver (Chargers win, 29-24)  
OPPONENT — Dec. 4, 2005 vs. Oakland (Raiders win, 34-10)  
CHARGERS — *Never*  
OPPONENT — *AFC Divisional, Jan. 10, 1993 at Miami (Dolphins win, 31-0)*

### Game Without Touchdown

CHARGERS — Jan. 7, 2024 vs. Kansas City (Chiefs win, 13-12)  
OPPONENT — **Sept. 15, 2024 at Carolina (Chargers win, 26-3)**  
CHARGERS — *AFC Championship, Jan. 20, 2008 at New England (Patriots win, 21-12)*  
OPPONENT — *AFC Wild Card, Jan. 6, 2008 vs. Tennessee (Chargers win, 17-6)*

### 50 Points, Game

CHARGERS — Nov. 19, 2017 vs. Buffalo (Chargers win, 54-24)  
OPPONENT — Dec. 14, 2023 at Las Vegas (Raiders win, 63-21)  
CHARGERS — *AFL Championship, Jan. 5, 1964 vs. Boston (Chargers win, 51-10)*  
OPPONENT — *Never*

### 40 Points, Game

CHARGERS — Dec. 5, 2021 at Cincinnati (Chargers win, 41-22)  
OPPONENT — Dec. 14, 2023 at Las Vegas (Raiders win, 63-21)  
CHARGERS — *AFC Divisional, Jan. 2, 1982 at Miami (Chargers win, 41-38)*  
OPPONENT — *AFC Divisional, Jan. 13, 2019 at New England (Patriots win, 41-28)*

### 600 Yards Total Offense, Game

CHARGERS — Dec. 20, 1982 vs. Cincinnati (661 yards)  
OPPONENT — Oct. 1, 2000 at St. Louis (614 yards)  
CHARGERS — *AFL Championship, Jan. 5, 1964 vs. Boston (610 yards)*  
OPPONENT — *Never*

### 500 Yards Total Offense, Game

CHARGERS — Dec. 8, 2019 at Jacksonville (525 yards)  
OPPONENT — Nov. 12, 2023 vs. Detroit (533 yards)  
CHARGERS — *AFC Divisional, Jan. 2, 1982 at Miami (564 yards)*  
OPPONENT — *Never*

# WEEKLY RANKINGS

## 2024 WEEKLY NFL RANKINGS

Week	Opp.	Offense			Defense		
		Total	Rush	Pass	Total	Rush	Pass
1	LV	13	5	23	15	4	25
2	at Car	12	2	28	2	6	6
3	at Pit	25	7	31	6	6	10
4	KC	28	11	31	7	5	12
5	BYE						
6	at Den						
7	at Ari						
8	NO						
9	at Cle						
10	Ten						
11	Cin						
12	Bal						
13	at Atl						
14	at KC						
15	TB						
16	Den						
17	at NE						
18	at LV						
<b>Chargers in 2023</b>		<b>18</b>	<b>25</b>	<b>13</b>	<b>28</b>	<b>17</b>	<b>30</b>
<b>Chargers in 2022</b>		<b>9</b>	<b>30</b>	<b>3</b>	<b>20</b>	<b>28</b>	<b>7</b>
<b>Chargers in 2021</b>		<b>4</b>	<b>21</b>	<b>T-2</b>	<b>23</b>	<b>30</b>	<b>12</b>
<b>Chargers in 2020</b>		<b>9</b>	<b>18</b>	<b>6</b>	<b>10</b>	<b>18</b>	<b>9</b>
<b>Chargers in 2019</b>		<b>10</b>	<b>28</b>	<b>6</b>	<b>6</b>	<b>18</b>	<b>5</b>
<b>Chargers in 2018</b>		<b>11</b>	<b>15</b>	<b>10</b>	<b>9</b>	<b>9</b>	<b>9</b>
<b>Chargers in 2017</b>		<b>4</b>	<b>24</b>	<b>1</b>	<b>15</b>	<b>31</b>	<b>3</b>
<b>Chargers in 2016</b>		<b>14</b>	<b>26</b>	<b>8</b>	<b>16</b>	<b>10</b>	<b>20</b>
<b>Chargers in 2015</b>		<b>9</b>	<b>31</b>	<b>4</b>	<b>20</b>	<b>27</b>	<b>T-14</b>
<b>Chargers in 2014</b>		<b>18</b>	<b>30</b>	<b>10</b>	<b>9</b>	<b>26</b>	<b>4</b>
<b>Chargers in 2013</b>		<b>5</b>	<b>13</b>	<b>4</b>	<b>23</b>	<b>12</b>	<b>29</b>
<b>Chargers in 2012</b>		<b>31</b>	<b>27</b>	<b>24</b>	<b>9</b>	<b>6</b>	<b>18</b>
<b>Chargers in 2011</b>		<b>6</b>	<b>16</b>	<b>6</b>	<b>16</b>	<b>20</b>	<b>13</b>
<b>Chargers in 2010</b>		<b>1</b>	<b>15</b>	<b>2</b>	<b>1</b>	<b>4</b>	<b>1</b>
<b>Chargers in 2009</b>		<b>10</b>	<b>31</b>	<b>5</b>	<b>16</b>	<b>20</b>	<b>11</b>
<b>Chargers in 2008</b>		<b>11</b>	<b>20</b>	<b>7</b>	<b>25</b>	<b>11</b>	<b>31</b>
<b>Chargers in 2007</b>		<b>20</b>	<b>7</b>	<b>26</b>	<b>14</b>	<b>16</b>	<b>14</b>
<b>Chargers in 2006</b>		<b>4</b>	<b>2</b>	<b>16</b>	<b>10</b>	<b>7</b>	<b>13</b>
<b>Chargers in 2005</b>		<b>10</b>	<b>9</b>	<b>12</b>	<b>13</b>	<b>1</b>	<b>28</b>
<b>Chargers in 2004</b>		<b>10</b>	<b>6</b>	<b>16</b>	<b>18</b>	<b>3</b>	<b>31</b>
<b>Chargers in 2003</b>		<b>14</b>	<b>6</b>	<b>19</b>	<b>27</b>	<b>T-25</b>	<b>21</b>
<b>Chargers in 2002</b>		<b>16</b>	<b>8</b>	<b>22</b>	<b>30</b>	<b>11</b>	<b>32</b>

## 2024 REGULAR-SEASON RANKINGS

### LOS ANGELES CHARGERS (Team)

Category	NFL	AFC
Turnover Margin (5).....	2	1
Points Scored (17.0).....	26	10
Points Allowed (12.5).....	1	1
Total Offense (263.8).....	28	13
Rushing (127.8).....	11	4
Passing (136.0).....	31	15
Total Defense (282.5).....	7	7
vs. Rush (94.0).....	5	3
vs. Pass (188.5).....	12	10
Third-Down Offense (36.36%).....	20	8
Third-Down Defense (39.29%).....	20	10
Red-Zone Offense (44.44%).....	25	11
Red-Zone Defense (28.57%).....	T-2	T-1

### LOS ANGELES CHARGERS (Individual)

Category	NFL	AFC
<b>Passing</b>		
Rating: Justin Herbert (96.3).....	13	6
Yards: Justin Herbert (578).....	29	14
Touchdowns: Justin Herbert (5).....	T-11	T-5
<b>Rushing</b>		
Attempts: J.K. Dobbins (56).....	T-15	T-6
Yards: J.K. Dobbins (342).....	6	3
Touchdowns: J.K. Dobbins (2).....	T-16	T-5
<b>Receiving</b>		
Receptions: Ladd McConkey (15).....	T-51	T-26
Yards: Ladd McConkey (176).....	45	20
Touchdowns: Quentin Johnston (3).....	T-3	T-1
<b>Defense</b>		
Total Tackles: Daiyan Henley (33).....	T-21	10
Solo Tackles: Daiyan Henley/Denzel Perryman (22).....	T-13	T-7
INTs: Three tied (1).....	T-12	T-3
Sacks: Khalil Mack (2.5).....	T-31	T-14

## GAME-BY-GAME STARTERS

### OFFENSIVE STARTERS

		WR	WR	TE	LT	LG	C	RG	RT	QB	RB	3WR	FB	2TE
Sept. 8	LV	J.Palmer	L.McConkey	W.Dissly	R.Slater	Z.Johnson	B.Bozeman	T.Pipkins	J.Alt	J.Herbert	G.Edwards	—	S.Matlock	—
Sept. 15	at Car	D.Davis	Q.Johnston	H.Hurst	R.Slater	Z.Johnson	B.Bozeman	T.Pipkins	J.Alt	J.Herbert	J.Dobbins	—	—	W.Dissly
Sept. 22	at Pit	L.McConkey	Q.Johnston	W.Dissly	R.Slater	Z.Johnson	B.Bozeman	T.Pipkins	J.Alt	J.Herbert	J.Dobbins	—	S.Matlock	—
Sept. 29	KC	L.McConkey	Q.Johnston	W.Dissly	J.Salyer	Z.Johnson	C.Bozeman	S.Mustipher	T.Pipkins	J.Herbert	J.Dobbins	—	S.Matlock	—
Oct. 13	at Den													
Oct. 21	at Ari													
Oct. 27	NO													
Nov. 3	at Cle													
Nov. 10	Ten													
Nov. 17	Cin													
Nov. 25	Bal													
Dec. 1	at Atl													
Dec. 8	at KC													
Dec. 15	TB													
Dec. 22	Den													
TBD	at NE													
TBD	at LV													

### DEFENSIVE STARTERS

		OLB	DL	DL	DL	OLB	LB	LB	CB	CB	S	S	3CB	3S
Sept. 8	LV	K.Mack	P.Ford	O.Ogbonnia	—	J.Bosa	D.Henley	D.Perryman	K.Fulton	A.Samuel	D.James	A.Gilman	J.Taylor	—
Sept. 15	at Car	K.Mack	P.Ford	O.Ogbonnia	—	J.Bosa	D.Henley	D.Perryman	K.Fulton	A.Samuel	D.James	E.Molden	J.Taylor	—
Sept. 22	at Pit	K.Mack	P.Ford	O.Ogbonnia	—	J.Bosa	D.Henley	D.Perryman	K.Fulton	A.Samuel	D.James	A.Gilman	—	E.Molden
Sept. 29	KC	K.Mack	P.Ford	O.Ogbonnia	—	T.Tuipulotu	D.Henley	D.Perryman	K.Fulton	A.Samuel	E.Molden	A.Gilman	J.Taylor	—
Oct. 13	at Den													
Oct. 21	at Ari													
Oct. 27	NO													
Nov. 3	at Cle													
Nov. 10	Ten													
Nov. 17	Cin													
Nov. 25	Bal													
Dec. 1	at Atl													
Dec. 8	at KC													
Dec. 15	TB													
Dec. 22	Den													
TBD	at NE													
TBD	at LV													

## WEEKLY INACTIVES

Sept. 8	Las Vegas:	Taylor Heinicke, Tarheeb Still, Kimani Vidal, Jordan McFadden, Brenden Rice, Justin Eboigbe.
Sept. 15	at Carolina:	Taylor Heinicke, Tarheeb Still, Kimani Vidal, Alohi Gilman, Jordan McFadden, Brenden Rice, Justin Eboigbe.
Sept. 22	at Pittsburgh:	Joshua Palmer, Junior Colson, Tarheeb Still, Kimani Vidal, Jordan McFadden, Justin Eboigbe.
Sept. 29	Kansas City:	Junior Colson, Kimani Vidal, Deane Leonard, Ja'Sir Taylor, Rashawn Slater, Joe Alt, Joey Bosa.
Oct. 13	at Denver:	
Oct. 21	at Arizona:	
Oct. 27	New Orleans:	
Nov. 3	at Cleveland:	
Nov. 10	Tennessee:	
Nov. 17	Cincinnati:	
Nov. 25	Baltimore:	
Dec. 1	at Atlanta:	
Dec. 8	at Kansas City:	
Dec. 15	Tampa Bay:	
Dec. 22	Denver:	
TBD	at New England:	
TBD	at Las Vegas:	

### SEASON TOTALS

Name	No.	Name	No.
Kimani Vidal	4	Deane Leonard	1
Justin Eboigbe	3	Joshua Palmer	1
Jordan McFadden	3	Ja'Sir Taylor	1
Tarheeb Still	3	Rashawn Slater	1
Junior Colson	2		
Taylor Heinicke	2		
Brenden Rice	2		
Joe Alt	1		
Joey Bosa	1		
Alohi Gilman	1		



# CHARGERS AND OPPONENT WEEKLY LEADERS

## REGULAR-SEASON WEEKLY LEADERS, LOS ANGELES CHARGERS

		Scoring	Pass Yds.	Carries	Rush Yds.	Catches	Rec. Yds.	Tackles (Solo)	Sacks
Sept. 8	Las Vegas:	Dicker 10	Herbert 144	Edwards 11	Dobbins 135	McConkey 5	McConkey 39	Two Tied 7 (6)	Mack 1.5
Sept. 15	at Carolina:	Johnston 12	Herbert 130	Edwards 18	Dobbins 131	Johnston 5	Johnston 51	Henley 9 (5)	Two tied 1.0
Sept. 22	at Pittsburgh:	Johnston 6	Herbert 125	Dobbins 15	Dobbins 44	Three Tied 3	McConkey 44	Henley 12 (9)	Two tied 1.0
Sept. 29	Kansas City:	McConkey 6	Herbert 179	Dobbins 14	Dobbins 32	McConkey 5	McConkey 67	Two Tied 8	Dupree 2.0
Oct. 13	at Denver:								
Oct. 21	at Arizona:								
Oct. 27	New Orleans:								
Nov. 3	at Cleveland:								
Nov. 10	Tennessee:								
Nov. 17	Cincinnati:								
Nov. 25	Baltimore:								
Dec. 1	at Atlanta:								
Dec. 8	at Kansas City:								
Dec. 15	Tampa Bay:								
Dec. 22	Denver:								
TBD	at New England:								
TBD	at Las Vegas:								

## REGULAR-SEASON WEEKLY LEADERS, OPPONENT

		Scoring	Pass Yds.	Carries	Rush Yds.	Catches	Rec. Yds.	Tackles (Solo)	Sacks
Sept. 8	Las Vegas:	Mattison 6	Minshew II 257	White 13	White 44	Bowers 6	Meyers 61	Spillane 10 (7)	Crosby 1.0
Sept. 15	at Carolina:	Pineiro 3	Young 84	Hubbard 10	Hubbard 64	Hubbard 4	Tremble 23	Thompson 14 (8)	Two tied 0.5
Sept. 22	at Pittsburgh:	Boswell 8	Fields 245	Harris 18	Harris 70	Two Tied 5	Pickens 57	Queen 12 (9)	Herbig 2.0
Sept. 29	Kansas City:	Two tied 6	Mahomes 245	Hunt 14	Hunt 69	Kelce 7	Kelce 89	Tranquill 10 (7)	Jones 2.0
Oct. 13	at Denver:								
Oct. 21	at Arizona:								
Oct. 27	New Orleans:								
Nov. 3	at Cleveland:								
Nov. 10	Tennessee:								
Nov. 17	Cincinnati:								
Nov. 25	Baltimore:								
Dec. 1	at Atlanta:								
Dec. 8	at Kansas City:								
Dec. 15	Tampa Bay:								
Dec. 22	Denver:								
TBD	at New England:								
TBD	at Las Vegas:								

# REGULAR-SEASON PLAYER PARTICIPATION

2024 Season Player	1	2	3	4	6	7	8	9	10	11	12	13	14	15	16	17	18	Season Totals			
	LV	at CAR	at PIT	KC	at DEN	at ARI	NO	at CLE	TEN	CIN	BAL	at ATL	at KC	TB	DEN	at NE	at LV	GP	GS	DNP	INA
Alt, Joe	RT	RT	RT	INA														3	3	0	1
Barnhart, Karsen	PS	PS	PS	PS														0	0	0	0
Benson, Luke	PS	PS	PS	PS														0	0	0	0
Bootle, Dicaprio	—	PS	PS	PS														0	0	0	0
Bosa, Joey	OLB	OLB	OLB	INA														3	3	0	1
Bozeman, Bradley	C	C	C	C														4	4	0	0
Chark Jr., DJ	IR	IR	IR	IR														0	0	0	0
Collins, Chris	IR	IR	IR	IR														0	0	0	0
Colson, Junior	SUB	SUB	INA	INA														2	0	0	2
Daniels, Braden	—	—	—	PS														0	0	0	0
Davis, Derius	SUB	WR	SUB	SUB														4	1	0	0
Dicker, Cameron	SUB	SUB	SUB	SUB														4	0	0	0
Dissly, Will	TE	TE	TE	TE														4	4	0	0
Dobbins, J.K.	SUB	RB	RB	RB														4	3	0	1
Dupree, Bud	SUB	SUB	SUB	SUB														4	0	0	0
Dye, Troy	SUB	SUB	SUB	SUB														4	0	0	0
Eboigbe, Justin	INA	INA	INA	DNP														0	0	1	3
Edwards, Gus	RB	SUB	SUB	SUB														4	1	0	0
Fehoko, Simi	SUB	SUB	SUB	SUB														4	0	0	0
Finley, AJ	SUB	SUB	SUB	SUB														4	0	0	0
Fisk, Tucker	PS	PS	PS	PS														0	0	0	0
Fitzpatrick, Dez	PS	PS	PS	PS														0	0	0	0
Ford, Poona	DL	DL	DL	DL														4	4	0	0
Fox, Morgan	SUB	SUB	SUB	SUB														4	0	0	0
Fulton, Kristian	CB	CB	CB	CB														4	4	0	0
Gilman, Alohi	S	INA	S	S														3	3	0	1
Harris, Josh	SUB	SUB	SUB	SUB														4	0	0	0
Hart, Cam	SUB	SUB	SUB	SUB														4	0	0	0
Haskins, Hassan	SUB	SUB	SUB	SUB														4	0	0	0
Heinicke, Taylor	INA	INA	SUB	DNP														1	0	1	2
Henley, Daiyan	LB	LB	LB	LB														4	4	0	0
Herbert, Justin	QB	QB	QB	QB														4	4	0	0
Hinton, Christopher	PS	PS	PS	PS														0	0	0	0
Hurst, Hayden	SUB	TE	SUB	SUB														4	1	0	0
Jaimes, Brenden	SUB	SUB	SUB	SUB														4	0	0	0
James Jr., Derwin	S	S	S	SUS														3	3	0	0
Jean-Baptiste, Jeremiah	PS	PS	PS	PS														0	0	0	0
Jefferson, Tony	PS	SUB	PS	SUB														2	0	0	0
Johnson, Jaylen	PS	PS	PS	PS														0	0	0	0
Johnson, Zion	LG	LG	LG	LG														4	4	0	0
Johnston, Quentin	SUB	WR	WR	WR														4	3	0	0
Leatherwood, Alex	PS	PS	PS	PS														0	0	0	0
Leonard, Deane	SUB	SUB	SUB	INA														3	0	0	1
Lynch, Blake	—	—	—	SUB														1	0	0	0
Mack, Khalil	OLB	OLB	OLB	OLB														4	4	0	0
Matlock, Scott	FB	SUB	FB	FB														4	3	0	0
McConkey, Ladd	WR	SUB	WR	WR														4	3	0	0
McFadden, Jordan	INA	INA	INA	SUB														1	0	0	3
McLellan, Tyler	IR	IR	IR	IR														0	0	0	0
Molden, Elijah	SUB	S	3S	S														4	3	0	0
Morris-Brash, Tre'Mon	PS	PS	PS	PS														0	0	0	0
Mustipher, Sam	PS	PS	PS	RG														1	1	0	0
Niemann, Nick	IR/DFR	IR/DFR	IR/DFR	IR/DFR														0	0	0	0
Ogbonnia, Otito	DL	DL	DL	DL														4	4	0	0
Okoye, CJ	PS	PS	PS	PS														0	0	0	0
Palmer, Joshua	WR	SUB	INA	SUB														3	1	0	1
Patterson, Jaret	PS	PS	PS	PS														0	0	0	0
Perryman, Denzel	LB	LB	LB	LB														4	4	0	0
Pipkins III, Trey	RG	RG	RG	RT														4	4	0	0
Quarterman, Shaquille	SUB	SUB	SUB	PS														3	0	0	0
Reagor, Jalen	—	—	—	PS														0	0	0	0
Rice, Brenden	INA	INA	SUB	SUB														2	0	0	2
Rumph II, Chris	IR	IR	IR	IR														0	0	0	0
Salyer, Jamaree	SUB	SUB	SUB	LT														4	1	0	0
Samuel Jr., Asante	CB	CB	CB	CB														4	4	0	0
Sarell, Foster	DNP	DNP	DNP	SUB														1	0	3	0
Scott, JK	SUB	SUB	SUB	SUB														4	0	0	0
Shelton, Nehemiah	—	PS	PS	—														0	0	0	0
Slater, Rashawn	LT	LT	LT	INA														3	3	0	1
Smartt, Stone	SUB	SUB	SUB	SUB														4	0	0	0
Stick, Easton	DNP	DNP	DNP	DNP														0	0	4	0
Still, Tarheeb	INA	INA	INA	CB														1	1	0	3
Tart, Tear	SUB	SUB	SUB	SUB														4	0	0	0
Taylor, Ja'Sir	3CB	3CB	SUB	INA														3	2	0	1
Tomlinson, Eric	SUB	SUB	SUB	SUB														4	0	0	0
Tuipulotu, Tuli	SUB	SUB	SUB	OLB														4	3	0	0
Wade, Shaun	PS	PS	PS	PS														0	0	0	0
Williams, Bucky	IR	IR	IR	IR														0	0	0	0
Vidal, Kimani	INA	INA	INA	INA														0	0	0	4

**STARTERS FOR EACH GAME IN BOLD:**

DNP — Did Not Play, DNR — Reserve/Did Not Report, E/CP — Exempt/Commissioner Permission, INA — Inactive, IR — Reserve/Injured, IR/DFR — Reserve Injured; Designated for Return, COVID — Reserve/COVID-19, NFI — Non-Football Illness List, PS — Practice Squad, PS/INJ — Practice Squad; Injured List, PUP — Reserve/Physically Unable to Perform, SUB — Substitute, SUS — Reserve/Suspended, 2RB — Started as Second Running Back, 2TE — Started as Second Tight End, 3TE — Started as Third Tight End, CB — Started as Additional Cornerback, 3S — Started as Third Safety, 3WR — Started as Third Wide Receiver.

# REGULAR SEASON SINGLE-GAME HIGHS

## INDIVIDUAL

### Passing

**Longest Scoring Pass** — 29, J.Herbert to Q.Johnston, Sept. 15 at Car.  
**Longest Non-Scoring Pass** — 37, J.Herbert to L.McConkey, Sept. 29 vs. K.C.  
**Most Passing Attempts** — 27, J.Herbert, Sept. 29 vs. K.C.  
**Most Completions** — 17, J.Herbert, Sept. 8 vs. L.V.  
**Most Passing Yards** — 179, J.Herbert, Sept. 29 vs. K.C.  
**Most Passing Touchdowns** — 2, J.Herbert, Sept. 8 vs. L.V.  
**Highest Completion Percentage (min. 20 att.)** — 70.0, J.Herbert, Sept. 15 at Car.  
**Highest Passer Rating (min. 20 att.)** — 100.0, J.Herbert, Sept. 15 at Car.

### Rushing

**Longest Scoring Run** — 43, J.Dobbins, Sept. 15 at Car.  
**Longest Non-Scoring Run** — 61, J.Dobbins, Sept. 8 vs. L.V.  
**Most Rushing Attempts** — 17, J.Dobbins, Sept. 15 at Car.  
**Most Rushing Yards** — 135, J.Dobbins, Sept. 8 vs. L.V.  
**Most Rushing Touchdowns** — 1, Last, J.Dobbins, Sept. 15 at Car.

### Receiving

**Most Receptions** — 5, Last, L.McConkey, Sept. 29 vs. K.C.  
**Most Receiving Yards** — 67, L.McConkey, Sept. 29 vs. K.C.  
**Most Receiving Touchdowns** — 2, Q.Johnston, Sept. 15 at Car.

### Total Offense

**Most Total Yards from Scrimmage** — 139, J.Dobbins, Sept. 8 vs. L.V.  
**Most Touchdowns** — 2, Q.Johnston, Sept. 15 at Car.

### Special Teams

**Longest Punt** — 63, J.Scott, Sept. 22 at Pit.  
**Longest Field Goal** — 53, C.Dicker, Sept. 8 vs. L.V.  
**Most Attempted Field Goals** — 3, C.Dicker, Sept. 8 vs. L.V.  
**Most Made Field Goals** — 3, C.Dicker, Sept. 8 vs. L.V.

### Returns

**Longest Kickoff Return** — 35, D.Davis, Sept. 8 vs. L.V.  
**Longest Punt Return** — 15, D.Davis, Sept. 15 at Car.  
**Longest Interception Return** — 29, K.Fulton, Sept. 29 vs. K.C.  
**Longest Fumble Return** — 22, K.Mack, Sept. 8 vs. L.V.

### Defense

**Most Interceptions** — 1, Last, K.Fulton, Sept. 29 vs. K.C.  
**Most Tackles** — 12, D.Henley, Sept. 22 at Pit.  
**Most Solo Tackles** — 9, D.Henley, Sept. 22 at Pit.  
**Most Sacks** — 2.0, B.Dupree, Sept. 29 vs. K.C.  
**Most Passes Defended** — 1, Last: Sept. 22 at Pit.

## TEAM

### Most, Offense

**First Downs** — 21, Sept. 15 at Carolina  
**Rushing Attempts** — 44, Sept. 15 at Carolina  
**Rushing Yards** — 219, Sept. 15 at Carolina  
**Rushing Touchdowns** — 1, Sept. 15 at Carolina  
**Passing Attempts** — 27, Sept. 29 vs. Kansas City  
**Completions** — 17, Sept. 8 vs. Las Vegas  
**Net Passing Yards** — 169, Sept. 29 vs. Kansas City  
**Touchdowns Thrown** — 2, Sept. 15 at Carolina  
**Offensive Plays** — 69, Sept. 15 at Carolina  
**Total Offense** — 349, Sept. 15 at Carolina  
**Time of Possession** — 36:18, Sept. 15 at Carolina

### Most, Turnovers

**Turnovers** — 1, Sept. 15 at Carolina  
**Interceptions Thrown** — 1, Sept. 15 at Carolina  
**Fumbles** — 2, Sept. 22 at Pittsburgh  
**Fumbles Lost** — 1, Sept. 15 at Carolina

### Longest Scoring Drives

**Plays** — 12, Sept. 22 at Pittsburgh  
**Yards** — 92, Sept. 8 vs. Las Vegas  
**Time** — 6:36, Sept. 29 vs. Kansas City

### Shortest Scoring Drives

**Plays** — 3, Sept. 15 at Carolina  
**Yards** — 5, Sept. 8 vs. Las Vegas  
**Time** — 0:47, Sept. 8 vs. Las Vegas

### Fewest, Defense

**First Downs Allowed** — 7, Sept. 15 at Carolina  
**Rushing Attempts Allowed** — 18, Sept. 15 at Carolina  
**Rushing Yards Allowed** — 71, Sept. 8 vs. Las Vegas  
**Passing Attempts Allowed** — 26, Sept. 15 at Carolina  
**Completions Allowed** — 18, Sept. 15 at Carolina  
**Net Passing Yards Allowed** — 69, Sept. 8 vs. Las Vegas  
**Total Plays Allowed** — 48, Sept. 15 at Carolina  
**Total Yards Allowed** — 159, Sept. 15 at Carolina

### Most, Defense

**Takeaways** — 3, Sept. 8 vs. Las Vegas  
**Interceptions** — 1, Last: Sept. 29 vs. Kansas City  
**Fumbles Forced** — 2, Sept. 8 vs. Las Vegas  
**Fumbles Recovered** — 2, Sept. 8 vs. Las Vegas  
**Passes Defended** — 5, Last: Sept. 29 vs. Kansas City  
**Sacks** — 4, Sept. 8 vs. Las Vegas

## GAME-BY-GAME PASSES DEFENSED

Sept. 8	Las Vegas:	Poona Ford (2), Junior Colson (1), Bud Dupree (1), Khalil Mack (1).
Sept. 15	at Carolina:	Kristian Fulton (1), Deane Leonard (1), Scott Matlock (1), Elijah Molden (1), Asante Samuel Jr. (1).
Sept. 22	at Pittsburgh:	Bud Dupree (1), Alohi Gilman (1), Daiyan Henley (1), Asante Samuel Jr. (1).
Sept. 29	Kansas City:	Kristian Fulton (2), Khalil Mack (1), Otito Ogbornia(1), Tuli Tuipulotu (1).
Oct. 13	at Denver:	
Oct. 21	at Arizona:	
Oct. 27	New Orleans:	
Nov. 3	at Cleveland:	
Nov. 10	Tennessee:	
Nov. 17	Cincinnati:	
Nov. 25	Baltimore:	
Dec. 1	at Atlanta:	
Dec. 8	at Kansas City:	
Dec. 15	Tampa Bay:	
Dec. 22	Denver:	
TBD	at New England:	
TBD	at Las Vegas:	

<b>SEASON TOTALS</b>	<b>(19)</b>	Elijah Molden	1
<b>Name</b>	<b>No.</b>	Otito Ogbornia	1
Kristian Fulton	3	Tuli Tuipulotu	1
Bud Dupree	2	;lsdmf	
Poona Ford	2	;sldf;lmd	
Khalil Mack	2		
Asante Samuel Jr.	2	;sldmf;lscdf	
Junior Colson	1		
Alohi Gilman	1		
Daiyan Henley	1		
Deane Leonard	1		
Scott Matlock	1		

## GAME-BY-GAME SACKS

Sept. 8	Las Vegas:	Khalil Mack (1.5), Joey Bosa (1.0), Team Sacks (1.0), Morgan Fox (0.5).
Sept. 15	at Carolina:	Joey Bosa (1.0), Denzel Perryman (1.0).
Sept. 22	at Pittsburgh:	Derwin James Jr. (1.0), Khalil Mack (1.0).
Sept. 29	Kansas City:	Bud Dupree (2.0), Troy Dye (0.5), Tarheeb Still (0.5).
Oct. 13	at Denver:	
Oct. 21	at Arizona:	
Oct. 27	New Orleans:	
Nov. 3	at Cleveland:	
Nov. 10	Tennessee:	
Nov. 17	Cincinnati:	
Nov. 25	Baltimore:	
Dec. 1	at Atlanta:	
Dec. 8	at Kansas City:	
Dec. 15	Tampa Bay:	
Dec. 22	Denver:	
TBD	at New England:	
TBD	at Las Vegas:	

<b>SEASON TOTALS</b>	<b>(11.0)</b>
<b>Name</b>	<b>No.</b>
Khalil Mack	2.5
Joey Bosa	2.0
Bud Dupree	2.0
Derwin James Jr.	1.0
Denzel Perryman	1.0
Troy Dye	0.5
Morgan Fox	0.5
Tarheeb Still	0.5
Team	1.0



# ***RECORDS***



# INDIVIDUAL RECORDS

\*NFL Record

## POINTS

### Most Seasons Leading League

- 1 Nate Kaeding, 2009
- LaDainian Tomlinson, 2006
- John Carney, 1994

### Most, Career

- 1,076 John Carney, 1990-2000
- 918 LaDainian Tomlinson, 2001-09
- 889 Nate Kaeding, 2004-12

### Most, Season

- 186\* LaDainian Tomlinson, 2006
- 146 Nate Kaeding, 2009
- 144 Nick Novak, 2013

### Most, Season, Non-Kickers

- 186\* LaDainian Tomlinson, 2006
- 124 Austin Ekeler, 2021
- 120 LaDainian Tomlinson, 2005

### Most, Season, Rookie

- 114 Nate Kaeding, 2004
- 106 Josh Lambo, 2015
- Dennis ParTEE, 1968
- 94 Herb Travenio, 1965

### Most, Game

- 30 Kellen Winslow, Nov. 22, 1981 at Oakland
- 24 (10x) Last: Austin Ekeler, Nov. 21, 2021 vs. Pit.
- 20 Mike Williams, Dec. 13, 2018 at Kansas City

## TOUCHDOWNS

### Most Seasons Leading League

- 3 Lance Alworth, 1964, 1965, 1966
- 2 Austin Ekeler, 2021, 2022
- 1 LaDainian Tomlinson, 2006
- Chuck Muncie, 1981

### Most, Career

- 153 LaDainian Tomlinson, 2001-09
- 116 Antonio Gates, 2003-18
- 83 Lance Alworth, 1962-70

### Most, Season

- 31\* LaDainian Tomlinson, 2006
- 20 Austin Ekeler, 2021
- LaDainian Tomlinson, 2005
- 19 Chuck Muncie, 1981

### Most, Game

- 5 Kellen Winslow, Nov. 22, 1981 at Oakland
- 4 (10x) Last: Austin Ekeler, Nov. 21, 2021 vs. Pit.
- 3 (46x) Last: A.Ekeler, Oct. 2, 2022 at Hou.

### Most Consecutive Games

- 18\* LaDainian Tomlinson, 2004-05
- 10 LaDainian Tomlinson, 2006
- 9 Antonio Gates, 2009-10
- Natrone Means, 1993-94
- Lance Alworth, 1963

## POINTS AFTER TOUCHDOWN

### Most Seasons Leading League

- 2 Nate Kaeding, 2006
- Rolf Benirschke, 1981, 1982
- 1 Herb Travenio, 1965

### Most, Career

- 349 Nate Kaeding, 2004-12
- 328 Rolf Benirschke, 1977-86
- 293 John Carney, 1990-2000

### Most, Season

- 58 Nate Kaeding, 2006
- 55 Rolf Benirschke, 1981
- 54 Nate Kaeding, 2004

### Most, Game

- 7 (6x) Last: N.Kaeding, Dec. 28, 2008 vs. Den.
- 6 (30x) Last: M.Badgley, Dec. 8, 2019 at. Jax.
- 5 (55x) Last: C.Dicker, Nov. 12, 2023 vs. Detroit

### Most Consecutive

- 250 Nate Kaeding, 2004-09
- 128 Nick Novak, 2011-14
- 87 Rolf Benirschke, 1983-86

### Most Attempts, Career

- 352 Rolf Benirschke, 1977-86
- 351 Nate Kaeding, 2004-12
- 298 John Carney, 1990-2000

### Most Attempts, Season

- 61 Rolf Benirschke, 1981
- 58 Nate Kaeding, 2006
- 55 Nate Kaeding, 2004
- Bob Thomas, 1985

### Most Attempts, Game

- 8 Rolf Benirschke, Nov. 22, 1981 at Oakland
- 7 (6x) Last: N.Kaeding, Dec. 28, 2008 vs. Den.
- 6 (38x) Last: M. Badgley, Dec. 8, 2019 at. Jax.

## TWO-POINT CONVERSIONS

### Most Seasons Leading League

- 1 Ladarius Green, 2015
- Mikhael Ricks, 1999
- Ronnie Harmon, 1994

### Most, Career

- 3 Ronnie Harmon, 1990-95
- 2 Keenan Allen, 2013-23
- Jared Cook, 2021
- Austin Ekeler, 2017-23
- Mike Williams, 2017-23
- Antonio Gates, 2003-18
- Melvin Gordon, 2015-19
- Ladarius Green, 2012-15
- Legedu Naanee, 2007-10
- Dave Kocourek, 1960-65

### Most, Season

- 3 Ronnie Harmon, 1994
- 2 Jared Cook, 2021
- Austin Ekeler, 2021
- Melvin Gordon, 2018
- Antonio Gates, 2018
- 1 (36x) Last: Trey Pipkins, 2023

### Most, Game

- 2\* Ladarius Green, Oct. 25, 2015 vs. Oakland
- 1 (44x) Last: Trey Pipkins, Sept. 17, 2023 at Ten.

## FIELD GOALS

### Most Seasons Leading League

- 1 Nate Kaeding, 2009
- John Carney, 1994

### Most, Career

- 261 John Carney, 1990-2000
- 180 Nate Kaeding, 2004-12
- 146 Rolf Benirschke, 1977-86

### Most, Season

- 34 Nick Novak, 2013
- John Carney, 1994
- 32 Nate Kaeding, 2009
- 31 Cameron Dicker, 2023
- John Carney, 1993, 1999

### Most, Game

- 6 (3x) Last: G.Davis, Oct. 5, 1997 at Oakland
- 5 (12x) Last: C.Dicker, Dec. 23, 2023 vs. Buffalo
- 4 (38x) Last: C.Dicker, Jan. 7, 2024 vs. K.C.

### Most, Game, No Misses

- 6 (3x) Last: G.Davis, Oct. 5, 1997 at Oakland
- 5 (11x) Last: C.Dicker, Dec. 23, 2023 vs. Buffalo
- 4 (27x) Last: C.Dicker, Jan. 7, 2024 vs. K.C.

### Highest Percentage, Career (min. 100 att.)

- 87.0 Nate Kaeding, 2004-12 (180-of-207)
- 84.6 Nick Novak, 2011-14, '17 (110-of-130)
- 81.6 John Carney, 1990-2000 (261-of-320)

### Highest Percentage, Season (min. 15 att.)

- 95.0 Cameron Dicker, 2022 (19-of-20)
- 93.9 Cameron Dicker, 2023 (31-of-33)
- 93.8 Michael Badgley, 2018 (15-of-16)

### Most Consecutive

- 32 Nick Novak, 2013-14
- 29 John Carney, 1992-93
- 22 Nate Kaeding, 2009-10

### Most Attempts, Career

- 320 John Carney, 1990-2000
- 208 Rolf Benirschke, 1977-86
- 207 Nate Kaeding, 2004-12

### Most Attempts, Season

- 40 John Carney, 1993
- 39 Michael Badgley, 2020
- 38 John Carney, 1994

### Most Attempts, Game

- 7 Dick Van Raaphorst, Oct. 8, 1966 at N.Y. Jets
- 6 (6x) Last: Steve Christie, Dec. 1, 2002 vs. Den.
- 5 (26x) Last: C.Dicker, Dec. 23, 2023 vs. Buf.

### Longest

- 59 Michael Badgley, Dec. 9, 2018 vs. Cincinnati
- 57 Nate Kaeding, Dec. 21, 2008 at Tampa Bay
- 55 Cameron Dicker, Nov. 6, 2023 at N.Y. Jets
- Cameron Dicker, Oct. 22, 2023 at Kansas City
- Nate Kaeding, Nov. 29, 2009 vs. Kansas City

## RUSHING YARDS

### Most Seasons Leading League

- 2 LaDainian Tomlinson, 2006, 2007
- 1 Dick Post, 1968  
Paul Lowe, 1965

### Most, Career

- 12,490 LaDainian Tomlinson, 2001-09
- 4,972 Paul Lowe, 1960-68
- 4,355 Austin Ekeler, 2017-23

### Most, Season

- 1,815 LaDainian Tomlinson, 2006
- 1,683 LaDainian Tomlinson, 2002
- 1,645 LaDainian Tomlinson, 2003

### Most, Game

- 243 LaDainian Tomlinson, Dec. 28, 2003 vs. Oak.
- 220 LaDainian Tomlinson, Dec. 1, 2002 vs. Denver
- 217 LaDainian Tomlinson, Sept. 29, 2002 vs. N.E.  
Gary Anderson, Dec. 18, 1988 vs. Kansas City

### Most Games 100 Yards or More, Career

- 46 LaDainian Tomlinson, 2001-09
- 15 Natrone Means, 1993-99  
Paul Lowe, 1960-68
- 12 Ryan Mathews, 2010-14

### Most Games 100 Yards or More, Season

- 10 LaDainian Tomlinson, 2006
- 7 LaDainian Tomlinson, 2002  
Don Woods, 1974
- 6 Ryan Mathews, 2013  
LaDainian Tomlinson, 2007  
LaDainian Tomlinson, 2004  
LaDainian Tomlinson, 2003  
Natrone Means, 1994

### Most Consecutive Games, 100 Yards or More

- 9 LaDainian Tomlinson, 2006
- 5 Natrone Means, 1994
- 4 LaDainian Tomlinson, 2007

### Most Games 200 Yards or More, Career

- 4 LaDainian Tomlinson, 2001-09
- 1 Gary Anderson, 1985-88

### Longest Run

- 87t Melvin Gordon, Oct. 29, 2017 at New England  
Paul Lowe, Sept. 10, 1961 at Dallas Texans
- 86t Keith Lincoln, Sept. 30, 1962 at Oakland
- 85t LaDainian Tomlinson, Dec. 17, 2006 vs. K.C.

## RUSHING TOUCHDOWNS

### Most Seasons Leading League

- 3 LaDainian Tomlinson, 2004, 2006, 2007
- 1 Chuck Muncie, 1981  
Paul Lowe, 1961, 1965

### Most, Career

- 138 LaDainian Tomlinson, 2001-09
- 43 Chuck Muncie, 1980-84
- 39 Austin Ekeler, 2017-23

### Most, Season

- 28\* LaDainian Tomlinson, 2006
- 19 Chuck Muncie, 1981
- 18 LaDainian Tomlinson, 2005

### Most, Game

- 4 LaDainian Tomlinson, Oct. 14, 2007 vs. Oak.  
LaDainian Tomlinson, Nov. 12, 2006 at Cin.  
LaDainian Tomlinson, Oct. 15, 2006 at S.F.  
Chuck Muncie, Nov. 29, 1981 vs. Denver  
Clarence Williams, Sept. 16, 1979 vs. Buffalo
- 3 (22x), Last: M.Gordon, Oct. 15, 2018 at Cle.
- 2 (124x), Last: A.Ekeler, Nov. 6, 2023 at NYJ

### Most Consecutive Games

- 18\* LaDainian Tomlinson, 2004-05
- 9 Natrone Means, 1993-94
- 8 LaDainian Tomlinson, 2006

## RUSHING AVERAGE

### Most Seasons Leading League (min. 100 att.)

- 2 Paul Lowe, 1960, 1965
- 1 Dickie Post, 1968  
Brad Hubbard, 1967  
Keith Lincoln, 1963

### Highest, Career (minimum 500 att.)

- 4.90 Paul Lowe, 1960-68
- 4.71 Keith Lincoln, 1961-66, '68
- 4.43 Dickie Post, 1967-70

### Highest, Season (minimum 100 att.)

- 6.45 Keith Lincoln, 1963
- 6.29 Paul Lowe, 1960
- 5.71 Paul Lowe, 1963

### Highest, Game (minimum 10 att.)

- 14.7 Michael Turner, Oct. 7, 2007 at Denver
- 13.8 Keith Lincoln, Sept. 30, 1962 at Oakland
- 13.5 J.K. Dobbins, Sept. 8, 2024 vs. Las Vegas

## RUSHING ATTEMPTS

### Most, Career

- 2,880 LaDainian Tomlinson, 2001-09
- 1,059 Melvin Gordon, 2015-19
- 1,031 Marion Butts, 1989-93

### Most, Season

- 372 LaDainian Tomlinson, 2002
- 348 LaDainian Tomlinson, 2006
- 343 Natrone Means, 1994

### Most, Game

- 39 LaDainian Tomlinson, Oct. 20, 2002 at Oak.  
Marion Butts, Dec. 17, 1989 at Kansas City
- 37 (3x) Last: L.Tomlinson, Nov. 21, 2004 at Oak.
- 36 LaDainian Tomlinson, Sept. 9, 2001 vs. Was.  
Gary Brown, Oct. 5, 1997 at Oakland

## PASSING ATTEMPTS

### Most Seasons Leading League

- 2 Dan Fouts, 1980, 1981  
John Hadl, 1968, 1971
- 1 Philip Rivers, 2015

### Most, Career

- 7,591 Philip Rivers, 2004-19
- 5,604 Dan Fouts, 1973-87
- 3,640 John Hadl, 1962-72

### Most, Season

- 699 Justin Herbert, 2022
- 672 Justin Herbert, 2021
- 661 Philip Rivers, 2015

### Most, Game

- 65 Philip Rivers, Oct. 18, 2015 at Green Bay
- 64 Justin Herbert, Jan. 9, 2022 at Las Vegas (OT)
- 58 Philip Rivers, Oct. 25, 2015 vs. Oakland  
Mark Herrmann, Dec. 22, 1985 at K.C.

## PASS COMPLETIONS

### Most Seasons Leading League

- 2 Dan Fouts, 1980, 1981  
John Hadl, 1968, 1971
- 1 Philip Rivers, 2015

### Most, Career

- 4,908 Philip Rivers, 2004-19
- 3,297 Dan Fouts, 1973-1987
- 1,824 John Hadl, 1962-1972

### Most, Season

- 477 Justin Herbert, 2022
- 443 Justin Herbert, 2021
- 437 Philip Rivers, 2015

### Most, Game

- 43 Philip Rivers, Oct. 18, 2015 at Green Bay
- 40 Justin Herbert, Sept. 24, 2023 at Minnesota
- 39 Justin Herbert, Dec. 11, 2022 vs. Miami

### Most Consecutive

- 25\* Philip Rivers, Nov. 25, 2018 vs. Arizona
- 22 Philip Rivers, Sept. 13, 2015 vs. Detroit –  
Sept. 20, 2015 at Cincinnati
- 20 Philip Rivers, Sept. 13, 2015 vs. Detroit

## COMPLETION PERCENTAGE

### Most Seasons Leading League (min. 140 att.)

- 1 Philip Rivers, 2013  
Mark Herrmann, 1985  
Dan Fouts, 1979  
Tobin Rote, 1963

### Highest, Career (minimum 500 att.)

- 66.5 Justin Herbert, 2020-24
- 64.7 Philip Rivers, 2004-19
- 62.2 Drew Brees, 2001-05

### Highest, Season (minimum 140 att.)

- 69.5 Philip Rivers, 2013
- 68.2 Justin Herbert, 2022
- 68.3 Philip Rivers, 2018

### Highest, Game (minimum 20 att.)

- 96.6 Philip Rivers, Nov. 25, 2018 vs. Ari. (28-of-29)
- 90.0 Philip Rivers, Nov. 1, 2012 vs. K.C. (18-of-20)
- 88.0 Drew Brees, Oct. 31, 2004 vs. Oak. (22-of-25)

## PASSING YARDS

### Most Seasons Leading League

- 4 Dan Fouts, 1979, 1980, 1981, 1982
- 3 John Hadl, 1965, 1968, 1971
- 1 Philip Rivers, 2010

### Most, Career

- 59,271 Philip Rivers, 2004-19
- 43,040 Dan Fouts, 1973-87
- 26,938 John Hadl, 1962-72

### Most, Season

- 5,014 Justin Herbert, 2021
- 4,802 Dan Fouts, 1981
- 4,792 Philip Rivers, 2015

### Most, Game

- 503 Philip Rivers, Oct. 18, 2015 at Green Bay
- 455 Philip Rivers, Sept. 26, 2010 at Seattle
- 444 Dan Fouts, Dec. 11, 1982 at San Francisco  
Dan Fouts, Oct. 19, 1980 vs. N.Y. Giants

### Most Games 300 Yards or More, Career

- 70 Philip Rivers, 2004-19
- 51 Dan Fouts, 1973-87
- 25 Justin Herbert, 2020-24

### Most Games 300 Yards or More, Season

- 9 Justin Herbert, 2021
- 8 Justin Herbert, 2020  
Philip Rivers, 2015, 2019  
Dan Fouts, 1980
- 7 Dan Fouts, 1981, 1985

### Most Consecutive Games, 300 Yards or More

- 5 Philip Rivers, 2015
- 4 Dan Fouts, 1979, 1980-81
- 3 Justin Herbert, 2020-21, 2021, 2022  
Philip Rivers, 2010-11, 2016, 2017  
Dan Fouts, 1980, 1985  
John Hadl, 1967

### Most Games 400 Yards or More, Career

- 11 Philip Rivers, 2004-19
- 6 Dan Fouts, 1973-87
- 1 Justin Herbert, 2020-24  
Jim Harbaugh, 1999-2000

### Longest Completion

- 99t\* Stan Humphries, Sept. 18, 1994 at Seattle
- 91t Jack Kemp, Nov. 12, 1961 at Denver
- 88t Ed Luther, Dec. 3, 1984 vs. Chicago

## TOUCHDOWN PASSES

### Most Seasons Leading League

- 2 Dan Fouts, 1981, 1982  
John Hadl, 1968, 1971
- 1 Philip Rivers, 2008

### Most, Career

- 397 Philip Rivers, 2004-19
- 254 Dan Fouts, 1973-87
- 201 John Hadl, 1962-72

### Most, Season

- 38 Justin Herbert, 2021
- 34 Philip Rivers, 2008
- 33 Philip Rivers, 2017-18  
Dan Fouts, 1981

### Most, Game

- 6 Dan Fouts, Nov. 22, 1981 at Oakland
- 5 (4x), Last: Drew Brees, Oct. 31, 2004 vs. Oak.
- 4 (32x), Last: J.Herbert, Nov. 12, 2023 vs. Det.

### Most Consecutive Games

- 28 Philip Rivers, 2012-14
- 27 Philip Rivers, 2017-18
- 26 Justin Herbert, 2020-23

## INTERCEPTIONS THROWN

### Most Seasons Leading League (Most INTs)

- 2 Philip Rivers, 2014, 2016  
John Hadl, 1968, 1972

### Most, Career

- 242 Dan Fouts, 1973-87
- 211 John Hadl, 1962-72
- 198 Philip Rivers, 2004-19

### Most, Season

- 32 John Hadl, 1968
- 26 John Hadl, 1972
- 25 John Hadl, 1971  
Jack Kemp, 1960

### Most, Game

- 6 Ed Luther, Oct. 31, 1983 vs. Washington  
John Hadl, Dec. 8, 1968 vs. Kansas City
- 5 (9x), Last: C.Wheilihan, Dec. 13, 1998 at Sea.
- 4 (33x), Last: P.Rivers, Nov. 18, 2019 vs. K.C.

### Fewest, Season (minimum 150 att.)

- 1 Easton Stick, 2023 (174 att.)
- 3 Ed Luther, 1984 (151 att.)
- 4 Doug Flutie, 2003 (167 att.)  
John Friesz, 1993 (238 att.)

### Most Consecutive Attempts, None Intercepted

- 233 Justin Herbert, Dec. 26, 2022-Oct. 1, 2023
- 194 Drew Brees, Oct. 17-Dec. 5, 2004
- 170 Philip Rivers, Nov. 27-Dec. 24, 2011

### Lowest Percentage, Season (minimum 150 att.)

- 0.6 Easton Stick, 2023
- 1.4 Justin Herbert, 2022
- 1.5 Justin Herbert, 2023

## PASSER RATING

### Most Seasons Leading League (min. 300 att.)

- 1 Philip Rivers, 2008

### Highest, Career (minimum 500 att.)

- 95.7 Justin Herbert, 2020-24
- 95.1 Philip Rivers, 2004-19
- 84.9 Drew Brees, 2001-05

### Highest, Season (minimum 300 att.)

- 105.5 Philip Rivers, 2008, 2013, 2018
- 104.8 Drew Brees, 2004
- 104.4 Philip Rivers, 2009

### Highest, Game (minimum 20 att.)

- 157.1 Dan Fouts, Sept. 7, 1981 at Cleveland
- 154.4 Philip Rivers, Dec. 8, 2019 at Jacksonville
- 153.1 Drew Brees, Oct. 31, 2004 vs. Oakland

## RECEIVING YARDS

### Most Seasons Leading League

- 3 Lance Alworth, 1965, 1966, 1968
- 1 Wes Chandler, 1982  
John Jefferson, 1980

### Most, Career

- 11,841 Antonio Gates, 2003-18
- 10,530 Keenan Allen, 2013-23
- 9,584 Lance Alworth, 1962-70

### Most, Season

- 1,602 Lance Alworth, 1965
- 1,393 Keenan Allen, 2017
- 1,383 Lance Alworth, 1966

### Most, Game

- 260 Wes Chandler, Dec. 20, 1982 vs. Cincinnati
- 243 Wes Chandler, Sept. 15, 1985 vs. Seattle
- 232 Lance Alworth, Oct. 20, 1963 at Kansas City

### Most Games 100 Yards or More, Career

- 41 Lance Alworth, 1962-70
- 38 Keenan Allen, 2013-23
- 24 Kellen Winslow, 1979-87

### Most Games 100 Yards or More, Season

- 9 Lance Alworth, 1965
- 8 Lance Alworth, 1966
- 7 Keenan Allen, 2017  
John Jefferson, 1980

### Most Consecutive Games, 100 Yards or More

- 5 Lance Alworth, 1966
- 4 Keenan Allen, 2017  
Wes Chandler, 1982  
John Jefferson, 1979-80  
Charlie Joiner, 1976  
Lance Alworth, 1968  
Lance Alworth, 1965
- 3 Keenan Allen, 2023  
Kellen Winslow, 1982  
Kellen Winslow, 1980  
John Jefferson, 1980  
John Jefferson, 1979  
Gary Garrison, 1971  
Lance Alworth, 1967  
Lance Alworth, 1965  
Lance Alworth, 1964

### Most Games 200 Yards or More, Career

- 5\* Lance Alworth, 1962-70
- 2 Wes Chandler, 1981-87
- 1 Keenan Allen, 2013-23  
Malcom Floyd, 2004-15

### Longest Reception

- 99t\* Tony Martin, Sept. 18, 1994 at Seattle
- 91t Keith Lincoln, Nov. 12, 1961 at Denver
- 88t Bobby Duckworth, Dec. 3, 1984 at Chicago

## RECEIVING AVERAGE

### Most Seasons Leading League (min. 35 rec.)

- 1 Mike Williams, 2019  
Malcom Floyd, 2011  
Wes Chandler, 1982  
Gary Garrison, 1970  
Lance Alworth, 1965

### Average per Catch, Career (minimum 250 rec.)

- 19.4 Lance Alworth, 1962-70
- 18.6 Gary Garrison, 1966-76
- 17.5 Vincent Jackson, 2005-11

### Average per Catch, Season (minimum 35 rec.)

- 23.2 Lance Alworth, 1965
- 22.9 Gary Garrison, 1970
- 21.2 Gary Garrison, 1968, 1971

### Highest, Game (minimum 5 rec.)

- 36.0 Lance Alworth, Nov. 2, 1963 at New York Jets
- 33.6 Lance Alworth, Nov. 15, 1964 at Kansas City
- 32.0 Lance Alworth, Dec. 19, 1965 vs. Oakland

## RECEPTIONS

### Most Seasons Leading League

- 3 Lance Alworth, 1966, 1968, 1969
- 2 Kellen Winslow, 1980, 1981

### Most, Career

- 955 Antonio Gates, 2003-18
- 904 Keenan Allen, 2013-23
- 586 Charlie Joiner, 1976-86

### Most, Season

- 108 Keenan Allen, 2023
- 107 Austin Ekeler, 2022
- 106 Keenan Allen, 2021

### Most, Game

- 18 Keenan Allen, Sept. 24, 2023 at Minnesota
- 16 Keenan Allen, Nov. 22, 2020 vs. N.Y. Jets
- 15 Austin Ekeler, Oct. 6, 2019 vs. Denver  
Keenan Allen, Sept. 13, 2015 vs. Detroit  
Kellen Winslow, Oct. 7, 1984 at Green Bay

### Most Consecutive Games With a Catch

- 96 Lance Alworth, 1962-69
- 80 Antonio Gates, 2003-08
- 78 Charlie Joiner, 1978-84

## RECEIVING TOUCHDOWNS

### Most Seasons Leading League

- 3 Lance Alworth, 1964, 1965, 1966
- 2 John Jefferson, 1978, 1980
- 1 Tony Martin, 1996  
Wes Chandler, 1982

### Most, Career

- 116 Antonio Gates, 2003-18
- 81 Lance Alworth, 1962-70
- 59 Keenan Allen, 2013-23

### Most, Season

- 14 Tony Martin, 1996  
Lance Alworth, 1965
- 13 Antonio Gates, 2004  
John Jefferson, 1978, 1980  
Lance Alworth, 1964, 1966
- 12 Antonio Gates, 2014  
Gary Garrison, 1970

### Most, Game

- 5\* Kellen Winslow, Nov. 22, 1981 at Oakland
- 4 Lance Alworth, Dec. 1, 1968 at Denver
- 3 (14x) Last: D.Woodhead, Dec. 20, 2015 vs. Mia.

### Most Consecutive Games

- 9 Antonio Gates, 2009-10  
Lance Alworth, 1963
- 7 Lance Alworth, 1967
- 6 John Jefferson, 1980  
Lance Alworth, 1964



## SCRIMMAGE YARDS

### Most Seasons Leading League

- Lance Alworth, 1965, 1968
- LaDainian Tomlinson, 2003

### Most, Career

- 16,445 LaDainian Tomlinson, 2001-09  
11,841 Antonio Gates, 2003-18  
10,643 Keenan Allen, 2013-23

### Most, Season

- 2,370 LaDainian Tomlinson, 2003  
2,323 LaDainian Tomlinson, 2006  
2,172 LaDainian Tomlinson, 2002

### Most, Game

- 271 LaDainian Tomlinson, Dec. 1, 2002 vs. Den.  
261 Melvin Gordon, Nov. 6, 2016 vs. Tennessee  
260 LaDainian Tomlinson, Dec. 28, 2003 vs. Oak.  
Wes Chandler, Dec. 20, 1982 vs. Cincinnati

### Most Games 100 Yards or More, Career

- 79 LaDainian Tomlinson, 2001-09  
44 Lance Alworth, 1962-70  
39 Keenan Allen, 2013-23

### Most Games 100 Yards or More, Season

- 14 LaDainian Tomlinson, 2006  
11 LaDainian Tomlinson, 2003  
10 Ryan Mathews, 2011  
LaDainian Tomlinson, 2004  
LaDainian Tomlinson, 2002

### Most Consecutive Games, 100 Yards or More

- 11 LaDainian Tomlinson, 2006  
6 Melvin Gordon, 2018  
Ryan Mathews, 2011  
LaDainian Tomlinson, 2007  
LaDainian Tomlinson, 2004  
5 Natrone Means, 1994  
Lydell Mitchell, 1978

### Most Games 200 Yards or More, Career

- 12 LaDainian Tomlinson, 2001-09  
5 Lance Alworth, 1962-70  
2 Lionel James, 1984-88  
Wes Chandler, 1981-87

## INTERCEPTIONS

### Most Seasons Leading League

- Casey Hayward, 2016
- Eric Weddle, 2011
- Antonio Cromartie, 2007

### Most, Career

- 42 Gill Byrd, 1983-92  
29 Dick Harris, 1960-65  
26 Rodney Harrison, 1994-2002

### Most, Season

- 10 Antonio Cromartie, 2007  
9 Charlie McNeil, 1961  
8 (4x) Last: Ryan McNeil, 2001

### Most, Game

- 3 Antonio Cromartie, Nov. 11, 2007 vs. Ind.  
Wayne Harper, Nov. 27, 1995 vs. Oakland  
Pete Shaw, Nov. 2, 1980 at Cincinnati  
Clarence Duren, Oct. 30, 1977 at Miami  
Chris Fletcher, Nov. 30, 1975 at Denver (OT)  
Joe Beauchamp, Sept. 24, 1972 vs. Denver  
Leslie "Speedy" Duncan, Sept. 25, 1966 at Oak.  
Bud Whitehead, Oct. 10, 1965 at Buffalo  
Dick Harris, Nov. 17, 1963 at Buffalo  
C.McNeil, Sept. 24, 1961 vs. Houston Oilers  
C.McNeil, Dec. 18, 1960 vs. Titans of N.Y.  
2 (86x) Last: Kyzir White, Oct. 17, 2021 at Bal.

### Most Consecutive Games

- 5 Charlie McNeil, 1961  
4 Greg Jackson, 1998  
Gill Byrd, 1989  
Mike Fuller, 1977  
Bryant Salter, 1972  
3 (18x) Last: Stephen Cooper, 2008

## INTERCEPTION RETURN YARDS

### Most Seasons Leading League

- Vencie Glenn, 1987
- Charlie McNeil, 1961

### Most, Career

- 546 Gill Byrd, 1983-92  
502 Charlie McNeil, 1960-64  
477 Kenny Graham, 1964-69

### Most, Season

- 349 Charlie McNeil, 1961  
224 Stanley Richard, 1994  
166 Vencie Glenn, 1987

### Most, Game

- 177\* Charlie McNeil, Sept. 24, 1961 vs. Hou. Oilers  
106 Woodrow Lowe, Nov. 18, 1979 vs. Pittsburgh  
103 Vencie Glenn, Nov. 29, 1987 vs. Denver

### Longest Return

- 103t Vencie Glenn, Nov. 29, 1987 vs. Denver  
102t Donald Frank, Oct. 31, 1993 at L.A. Raiders  
100t Leslie "Speedy" Duncan, Oct. 15, 1967 vs. K.C.

## INTERCEPTION TOUCHDOWNS

### Most Seasons Leading League

- Clinton Hart, 2005
- Jeffery Dale, 1985
- John Hendy, 1985
- Gill Byrd, 1984
- Woodrow Lowe, 1979
- Fred Dean, 1977
- Leroy Jones, 1977
- Kenny Graham, 1969
- Joe Beauchamp, 1968
- Earl Faison, 1964
- Henry Schmidt, 1964
- Claude Gibson, 1962
- Dick Harris, 1961

### Most, Career

- 5 Kenny Graham, 1964-69  
Dick Harris, 1960-65  
4 Woodrow Lowe, 1976-86  
3 Eric Weddle, 2007-15  
Joe Beauchamp, 1966-75

### Most, Season

- 3 Dick Harris, 1961  
2 (9x) Last: Demorrio Williams, 2012  
1 (77x) Last: Bryce Callahan, 2022

### Most, Game

- 1 (98x) Last: B.Callahan, Dec. 4, 2022 at L.V.

## SACKS

### Most Seasons Leading League

- Shawne Merriman, 2006

### Most, Career

- 105.5 Leslie O'Neal, 1986-95  
69.5 Shaun Phillips, 2004-12  
69.0 Joey Bosa, 2016-24

### Most, Season

- 17.5 Gary Johnson, 1980  
17.0 Khalil Mack, 2023  
Shawne Merriman, 2006  
Leslie O'Neal, 1992  
Steve DeLong, 1969  
15.5 Fred Dean, 1978

### Most, Game (since 1982)

- 6.0 Khalil Mack, Oct. 1, 2023 vs. Las Vegas  
5.0 Leslie O'Neal, Nov. 16, 1986 vs. Dallas  
4.0 Antwan Barnes, Dec. 18, 2011 vs. Baltimore  
Shaun Phillips, Oct. 3, 2010 vs. Arizona  
Leslie O'Neal, Oct. 22, 1995 at Seattle  
Leslie O'Neal, Dec. 6, 1992 at Phoenix  
Leslie O'Neal, Dec. 22, 1991 vs. Denver

## PUNTS

### Most Seasons Leading League

- Paul Maguire, 1962

### Most, Career

- 771 Darren Bennett, 1995-2003  
756 Mike Scifres, 2003-15  
519 Dennis Pardee, 1968-75

### Most, Season

- 95 Darren Bennett, 1998  
92 Darren Bennett, 2000  
89 Darren Bennett, 1997, 1999

### Most, Game

- 11 (5x), Last: D.Bennett, Oct. 11, 1998 at Oak.  
10 (10x) Last: D.Kaser, Nov. 12, 2017 at Jax.  
9 (14x), Last: D.Kaser, Dec. 24, 2017 at N.Y. Jets

## PUNT YARDS

### Most Seasons Leading League

- Paul Maguire, 1962

### Most, Career

- 34,152 Mike Scifres, 2003-15  
33,776 Darren Bennett, 1995-2003  
21,417 Dennis Pardee, 1968-75

### Most, Season

- 4,248 Darren Bennett, 2000  
4,174 Darren Bennett, 1998  
3,972 Darren Bennett, 1997

### Most, Game

- 522 Darren Bennett, Oct. 11, 1998 at Oakland  
493 Mike Scifres, Nov. 18, 2012 at Denver  
492 Dennis Pardee, Nov. 10, 1974 at Kansas City

### Longest Punt

- 83 JK Scott, Dec. 10, 2023 vs. Denver  
82 Paul Maguire, Nov. 19, 1961 vs. Dallas Texans  
73 Dennis Pardee, Oct. 17, 1971 at Denver

## PUNTING AVERAGE

### Most Seasons Leading League (min. 50 punts)

- Darren Bennett, 2000

### Highest, Career (minimum 100 punts)

- 47.4 Drew Kaser, 2016-18  
46.5 Ty Long, 2019-21  
45.6 JK Scott, 2022-24  
45.2 Mike Scifres, 2003-15

### Highest, Season (minimum 50 punts)

- 48.3 Mike Scifres, 2012  
48.1 Drew Kaser, 2017  
46.8 Ty Long, 2020

### Highest, Game (minimum 4 punts)

- 59.5 Mike Scifres, Oct. 17, 2010 at St. Louis  
Darren Bennett, Oct. 1, 1995 at Pittsburgh  
57.4 JK Scott, Dec. 10, 2023 vs. Denver  
57.0 Drew Kaser, Oct. 30, 2016 at Denver  
Mike Scifres, Oct. 19, 2014 vs. Kansas City  
Darren Bennett, Sept. 17, 2000 at Kansas City

## PUNT RETURN YARDS

### Most Seasons Leading League

- Leslie "Speedy" Duncan, 1965

### Most, Career

- 2,388 Mike Fuller, 1975-80  
1,651 Leslie "Speedy" Duncan, 1964-70  
1,407 Darrien Gordon, 1993-96

### Most, Season

- 537 Darrien Gordon, 1996  
489 Eric Metcalf, 1997  
475 Darrien Gordon, 1994

### Most, Game

- 168 Eric Metcalf, Nov. 2, 1997 at Cincinnati  
136 Mike Fuller, Nov. 21, 1976 at Buffalo  
133 Andre Coleman, Sept. 17, 1995 at Philadelphia

### Longest Return

- 95t Leslie "Speedy" Duncan, Nov. 24, 1968 vs. NYJ  
90t Darrien Gordon, Sept. 25, 1994 at L.A. Raiders  
88t Andre Coleman, Sept. 17, 1995 at Philadelphia  
Mike Fuller, Oct. 9, 1977 at New Orleans

## PUNT RETURN AVERAGE

### Most Seasons Leading League (min. 20 ret.)

- 1 Derius Davis, 2023
- Ron Smith, 1973
- Leslie "Speedy" Duncan, 1965

### Highest, Career (minimum 50 ret.)

- 13.7 Darrien Gordon, 1993-96
- 12.0 Leslie "Speedy" Duncan, 1964-70
- 11.3 Mike Fuller, 1975-80

### Highest, Season (minimum 20 ret.)

- 16.0 Derius Davis, 2023
- 15.5 Leslie "Speedy" Duncan, 1965
- 14.9 Darrien Gordon, 1996

## PUNT RETURN TOUCHDOWNS

### Most Seasons Leading League

- 2 Leslie "Speedy" Duncan, 1965, 1966
- 1 Derius Davis, 2023
- Desmond King, 2018
- Eric Metcalf, 1997
- Andre Coleman, 1995
- Darrien Gordon, 1994
- Nate Lewis, 1990
- Kitrick Taylor, 1990
- Ron Smith, 1973

### Most, Career

- 4 Leslie "Speedy" Duncan, 1964-70
- 3 Eric Metcalf, 1997
- Darrien Gordon, 1993-96
- 2 (5x) Last: Desmond King, 2017-19

### Most, Season

- 3 Eric Metcalf, 1997
- 2 (3x) Last: Darrien Gordon, 1994
- 1 (20x) Last: Derius Davis, 2023

### Most, Game

- 2\* Eric Metcalf, Nov. 2, 1997 at Cincinnati
- 1 (26x) Last: Derius Davis, Nov. 6, 2023 at NYJ

## PUNT RETURNS

### Most, Career

- 212 Mike Fuller, 1975-80
- 138 Leslie "Speedy" Duncan, 1964-70
- 124 Lionel James, 1984-88

### Most, Season

- 46 Mike Fuller, 1979
- 45 Eric Metcalf, 1997
- 39 Mike Fuller, 1978

### Most, Game

- 8 (4x) Last: Leon Johnson, Dec. 7, 2003 at Det.
- 7 (4x) Last: M.Fuller, Dec. 17, 1978 at Hou. Oilers
- 6 (9x) Last: J.Herndon, Dec. 20, 2015 vs. Mia.

### Most Fair Catches, Season

- 29 Derius Davis, 2023
- 25 Travis Benjamin, 2017
- 24 Kenny Graham, 1969

### Most Fair Catches, Game

- 6 Derius Davis, Dec. 10, 2023 vs. Denver
- Phil McConkey, Dec. 17, 1989 at Kansas City
- 5 Travis Benjamin, Oct. 22, 2017 vs. Denver
- Jeff Graham, Sept. 3, 2000 at Oakland
- Kenny Graham, Oct. 4, 1969 vs. Cincinnati

## KICKOFF RETURN YARDS

### Most Seasons Leading League

- 1 Ronney Jenkins, 2001
- Lionel James, 1984
- James Brooks, 1982

### Most, Career

- 6,469 Darren Sproles, 2005-10
- 3,997 Ronney Jenkins, 2000-02
- 3,914 Andre Coleman, 1994-96

### Most, Season

- 1,541 Ronney Jenkins, 2001
- 1,531 Ronney Jenkins, 2000
- 1,528 Darren Sproles, 2005

### Most, Game

- 250 Ronney Jenkins, Nov. 18, 2001 at Oakland
- 221 Ronney Jenkins, Sept. 10, 2000 vs. N.O.
- 215 Richard Goodman, Jan. 1, 2012 at Oakland

### Longest Return

- 105t Richard Goodman, Jan. 1, 2012 at Oakland
- 103t Darren Sproles, Sept. 14, 2008 at Denver
- Keith Lincoln, Sept. 16, 1962 vs. Titans of N.Y.
- 101t Andre Roberts, Jan. 2, 2022 vs. Denver

## KICKOFF RETURN AVERAGE

### Most Seasons Leading League (min. 10 ret.)

- 1 Jimmy Warren, 1964

### Highest, Career (minimum 75 ret.)

- 25.3 Leslie "Speedy" Duncan, 1964-70
- 25.1 Darren Sproles, 2005-10
- 24.2 Ronney Jenkins, 2000-02

### Highest, Season (minimum 10 ret.)

- 32.8 Andre Roberts, 2021
- 29.7 Antonio Cromartie, 2006
- 28.9 Nasir Adderley, 2020

## KICKOFF RETURN TOUCHDOWNS

### Most Seasons Leading League

- 2 Anthony Miller, 1988, 1989
- 1 Richard Goodman, 2011
- Ronney Jenkins, 2001
- Andre Coleman, 1995
- Nate Lewis, 1991
- Jamie Holland, 1988
- Keith Lincoln, 1962

### Most, Career

- 4 Andre Coleman, 1994-96
- 3 Ronney Jenkins, 2000-02
- 2 Darren Sproles, 2005-10
- Anthony Miller, 1988-93

### Most, Season

- 2 Ronney Jenkins, 2001
- Andre Coleman, 1995
- Andre Coleman, 1994
- 1 (14x) Last: Andre Roberts, 2021

### Most, Game

- 1 (20x) Last: A.Roberts, Jan. 2, 2022 vs. Den.

## KICKOFF RETURNS

### Most Seasons Leading League

- 1 Lionel James, 1984
- James Brooks, 1982

### Most, Career

- 258 Darren Sproles, 2005-10
- 166 Andre Coleman, 1994-96
- 165 Ronney Jenkins, 2000-02

### Most, Season

- 67 Ronney Jenkins, 2000
- 63 Darren Sproles, 2005
- 62 Andre Coleman, 1995

### Most, Game

- 8 (5x) Last: Darren Sproles, Oct. 26, 2008 at N.O. in London
- 7 (13x) Last: D.Sproles, Oct. 19, 2009 vs. Den.
- 6 (36x) Last: R.Goodman, Jan. 1, 2012 at Oak.

## COMBINED KICK & PUNT RETURN YARDS

### Most Seasons Leading League

- 1 James Brooks, 1982
- Leslie "Speedy" Duncan, 1965

### Most, Career

- 7,404 Darren Sproles, 2005-10
- 5,037 Leslie "Speedy" Duncan, 1964-70
- 4,240 Andre Coleman, 1994-96

### Most, Season

- 1,737 Andre Coleman, 1995
- 1,636 Darren Sproles, 2005
- 1,625 Darren Sproles, 2008

## COMBINED KICK & PUNT RETURNS

### Most Seasons Leading League

- 1 Leslie "Speedy" Duncan, 1965

### Most, Career

- 372 Darren Sproles, 2005-10
- 289 Mike Fuller, 1975-80
- 272 Leslie "Speedy" Duncan, 1964-70

### Most, Season

- 90 Andre Coleman, 1995
- 81 Darren Sproles, 2005
- 80 Darren Sproles, 2009

## SERVICE

### Most Seasons

- 17 David Binn, 1994-2010
- 16 Philip Rivers, 2004-19
- Antonio Gates, 2003-18
- 15 Dan Fouts, 1973-87
- Russ Washington, 1968-82
- 14 Don Macek, 1976-89
- Doug Wilkerson, 1971-84

### Most Games

- 256 David Binn, 1994-10
- 236 Antonio Gates, 2003-18
- 228 Philip Rivers, 2004-19
- 200 Junior Seau, 1990-2002
- Russ Washington, 1968-82

### Most Consecutive Games

- 225 Philip Rivers, 2005-19
- 179 David Binn, 1994-10
- 178 Russ Washington, 1968-80

### Most Consecutive Starts

- 224 Philip Rivers, 2006-19
- 148 Russ Washington, 1970-80
- 140 Walt Sweeney, 1964-73

# TEAM RECORDS

\*NFL Record | †strike-shortened 1982 season

## GAMES WON

### Most, Season

- 14 2006
- 13 2009
- 12 1961, 1979, 2004, 2018

### Fewest, Season

- 1 2000
- 2 1973, 1975
- 4 1962, 1972, 1986, 1991, 1997, 2003, 2015

### Most Consecutive

- 15 Nov. 27, 1960–Dec. 3, 1961
- 11 (3x) Last: Oct. 25, 2009–Jan. 3, 2010
- 8 (7x) Last: Oct. 25, 2004–Dec. 13, 2004

### Most Consecutive at Home

- 10 Nov. 5, 1978–Nov. 25, 1979
- 9 (3x) Last: Sept. 17, 2006–Sept. 9, 2007
- 8 (4x) Last: Sept. 17, 2006–Dec. 31, 2006

### Most Consecutive on Road

- 11 Oct. 2, 1960–Nov. 12, 1961
- 6 (4x) Last: Oct. 14, 2018 –Dec. 30, 2018
- 5 (5x) Last: Oct. 14, 2018 –Dec. 13, 2018

### Most Consecutive at Start of Season

- 11 1961
- 6 1994
- 4 1966, 1980, 2002

## GAMES LOST

### Most, Season

- 15 2000
- 12 1975, 1986, 1991, 1997, 2003, 2015, 2023
- 11 1973, 1998, 2001, 2016, 2019

### Fewest, Season

- 2 1961, 1965, 2006
- 3 2009, 1963, 1982†
- 4 1960, 1979, 2004, 2018

### Most Consecutive

- 11 (2x) Last: Sept. 3, 2000–Nov. 19, 2000
- 9 (5x) Last: Dec. 4, 2016–Oct. 1, 2017
- 8 (9x) Last: Dec. 4, 2016–Sept. 24, 2017

### Most Consecutive at Home

- 7 Nov. 13, 2016–Oct. 1, 2017
- 6 (2x) Last: Nov. 13, 2016–Sept. 24, 2017
- 5 (11x) Last: Nov. 12, 2023–Jan. 7, 2024

### Most Consecutive on Road

- 11 Oct. 6, 1985–Oct. 26, 1986
- 8 (4x) Last: Sept. 3, 2000–Dec. 17, 2000
- 7 (7x) Last: Nov. 10, 2002–Oct. 5, 2003

### Most Consecutive on Road w/o Victory (Ties incl.)

- 14 Nov. 22, 1970–Nov. 19, 1972

## POINTS

### Most Seasons Leading League

- 6 1963, 1965, 1981, 1982, 1985, 2006

### Most, Season

- 492 2006
- 478 1981
- 474 2021

### Most, Game

- 58 Dec. 22, 1963 vs. Denver
- 55 Nov. 22, 1981 at Oakland
- Oct. 20, 1968 vs. Denver
- 54 Nov. 19, 2017 vs. Buffalo

### Most Game, Both Teams

- 98 Dec. 8, 1985 vs. Pittsburgh
- 93 Dec. 18, 1960 vs. Titans of New York
- 90 Nov. 12, 2006 at Cincinnati

### Most, Half

- 42 Nov. 12, 2006 at Cincinnati (2nd half)
- 41 Nov. 5, 1961 vs. Titans of N.Y. (2nd half)
- 37 Nov. 19, 2017 vs. Buffalo (1st half)

### Most, Quarter

- 28 Nov. 25, 2018 vs. Arizona (2nd quarter)
- Nov. 15, 1964 at K.C. (2nd quarter)
- Nov. 5, 1961 vs. Titans of N.Y. (3rd quarter)
- Sept. 24, 1961 vs. Houston Oilers (2nd quarter)

### Most, Quarter, Both Teams

- 41 Nov. 21, 2021 vs. Pittsburgh (4th quarter)
- Oct. 10, 2021 vs. Cleveland (4th quarter)
- 38 Dec. 26, 2021 at Houston (4th quarter)
- Sept. 14, 2008 at Denver (2nd quarter)
- Oct. 19, 1986 at Kansas City (2nd quarter)
- Oct. 6, 1963 at Denver (2nd quarter)
- Oct. 7, 1961 at Boston (2nd quarter)

### Fewest, Season

- 188 1973
- 189 1975
- 212 1974

### Fewest, Game

- 0 (29x) Last: Dec. 6, 2020 vs. New England

### Most Consecutive Games Not Shutout

- 240 Nov. 7, 1999–Nov. 2, 2014
- 114 Oct. 4, 1992–Oct. 24, 1999
- 105 Sept. 7, 1962–Oct. 26, 1969
- 98 Nov. 16, 2014–Nov. 29, 2020

## TOUCHDOWNS

### Most Seasons Leading League

- 6 1963, 1979, 1981, 1982, 1985, 2006

### Most, Season

- 61 1981
- 60 1985
- 59 2006

### Most, Game

- 8 Dec. 8, 1985 vs. Pittsburgh
- Nov. 22, 1981 at Oakland
- 7 (9x) Last: Oct. 10, 2021 vs. Cleveland
- 6 (37x) Last: Dec. 8, 2019 at Jacksonville

### Fewest, Season

- 22 1973, 1975
- 23 1998
- 25 1977, 1999

## POINTS AFTER TOUCHDOWN

### Most Seasons Leading League

- 5 1965, 1981, 1982, 1985, 2006

### Most, Season

- 58 2006
- 55 1981
- 54 2004

### Most, Game

- 7 (7x) Last: Dec. 28, 2008 vs. Denver
- 6 (30x) Last: Dec. 8, 2019 at Jacksonville
- 5 (54x) Last: Nov. 12, 2023 vs. Detroit

### Fewest, Season

- 19 1973, 1998
- 20 1975
- 21 1977

## TWO-POINT CONVERSIONS

### Most Seasons Leading League

- 4 2008, 2010, 2018, 2021

### Most, Season

- 7 2021
- 6 2018
- 3 1994

### Most, Game (since 1994)

- 2 Dec. 2, 2018 at Pittsburgh
- Sept. 9, 2018 vs. Kansas City
- Oct. 25, 2015 vs. Oakland
- 1 (39x) Last: Sept. 17, 2023 at Tennessee

### Most Attempts, Season

- 11 2021
- 8 2018
- 7 1994

### Most Attempts, Game (since 1994)

- 3 Dec. 26, 2021 at Houston
- Sept. 9, 2018 vs. Kansas City
- Sept. 4, 1994 at Denver
- 2 (6x) Last: Oct. 10, 2021 vs. Cleveland
- 1 (51x) Last: Sept. 8, 2024 vs. Las Vegas

## FIELD GOALS

### Most Seasons Leading League

- 2 1994, 2009

### Most, Season

- 34 1994, 2013
- 32 2009
- 31 1993, 1999, 2022, 2023

### Most, Game

- 6 (3x) Last: Oct. 5, 1997 at Oakland
- 5 (12x) Last: Dec. 23, 2023 vs. Buffalo
- 4 (39x) Last: Jan. 7, 2024 vs. Kansas City

### Most Attempts, Season

- 43 2001
- 40 1993
- 38 1994

### Most Attempts, Game

- 7 Oct. 8, 1966 at N.Y. Jets
- 6 (6x) Last: Nov. 19, 2017 vs. Buffalo
- 5 (28x) Last: Dec. 23, 2023 vs. Buffalo

### Most, Game, Both Teams

- 9 Sept. 29, 1996 vs. Kansas City
- 8 Nov. 3, 1996 at Indianapolis
- Nov. 9, 1975 vs. New England
- 7 (17x) Last: Oct. 17, 2022 vs. Denver (OT)

### Most Attempts, Game, Both Teams

- 10 (4x) Last: Dec. 12, 1999 vs. Seattle
- 9 (3x) Last: Dec. 1, 2002 vs. Denver
- 8 (24x) Last: Dec. 31, 2023 at Denver

### Fewest Made, Season

- 6 1974
- 10 1976
- 12 1964, 1970, 1973, 1975

### Fewest Attempts, Season

- 16 1974
- 19 1970
- 20 1962, 1976, 1988, 2003

## FIRST DOWNS

### Most Seasons Leading League (Total)

7 1965, 1969, 1980, 1981, 1982, 1983, 1985

### Most, Season

401 2021  
380 1985  
379 1981

### Most, Game

35 Oct. 19, 1986 at Kansas City  
34 Nov. 18, 1984 vs. Miami (OT)  
Dec. 20, 1982 vs. Cincinnati  
33 Nov. 21, 2021 vs. Pittsburgh  
Sept. 9, 2018 vs. Kansas City  
Sept. 15, 2013 at Philadelphia  
Oct. 31, 2004 vs. Oakland

### Most, Game, Both Teams

62 Sept. 15, 1985 vs. Seattle  
60 Sept. 10, 2023 vs. Miami  
58 Dec. 29, 2002 vs. Seattle (OT)  
Sept. 22, 1985 at Cincinnati  
Nov. 18, 1984 vs. Miami (OT)

### Fewest, Season

198 1973, 1975  
208 1961  
217 1962

### Fewest, Game

3 Nov. 30, 1975 at Denver (OT)  
5 Nov. 16, 2003 at Denver  
Oct. 5, 1970 vs. Oakland  
6 Dec. 24, 2000 vs. Pittsburgh  
Nov. 22, 1987 at Seattle

### Most Seasons Leading League (Rushing)

3 1963, 1965, 2006

### Most by Rushing, Season

137 2006  
131 2004  
127 1965, 1981

### Most by Rushing, Game

19 Nov. 27, 1960 vs. Oakland  
18 Oct. 3, 1965 vs. Houston Oilers  
17 (4x) Last: Sept. 10, 2023 vs. Miami

### Fewest by Rushing, Game

0 Dec. 5, 2010 vs. Oakland  
Nov. 14, 1999 at Oakland  
1 (18x) Last: Oct. 29, 2023 vs. Chicago  
2 (54x) Last: Oct. 16, 2023 vs. Dallas

### Most Seasons Leading League (Passing)

7 1968, 1971, 1980, 1981, 1982, 1983, 1985

### Most by Passing, Season

259 1985  
256 2021  
244 1980

### Most by Passing, Game

27 Sept. 15, 1985 vs. Seattle  
26 Oct. 18, 2015 at Green Bay  
23 Dec. 20, 1982 vs. Cincinnati  
Oct. 19, 1980 vs. N.Y. Giants

### Fewest by Passing, Season

89 1975  
93 1973  
110 1961

### Fewest by Passing, Game

0 Sept. 20, 1998 at Kansas City  
1 Nov. 30, 1975 at Denver (OT)  
2 (3x) Last: Nov. 16, 2003 at Denver

### Most Seasons Leading League (Penalty)

2 1960, 1970

### Most by Penalty, Season

39 2013, 2019  
37 2004, 2014  
36 2016, 2020

### Most by Penalty, Game

7 Oct. 17, 2022 vs. Denver (OT)  
Nov. 13, 2016 vs. Tennessee  
Nov. 15, 1998 vs. Baltimore  
Nov. 30, 1997 vs. Denver  
6 (5x) Last: Nov. 30, 2014 at Baltimore  
5 (23x) Last: Nov. 21, 2021 vs. Pittsburgh

### Fewest by Penalty, Season

11 1975  
12 1964  
13 1968

## NET YARDS GAINED

### Most Seasons Leading League

8 1963, 1965, 1980, 1981, 1982, 1983, 1985, 2010

### Most, Season

6,744 1981  
6,634 2021  
6,535 1985

### Most, Game

661 Dec. 20, 1982 vs. Cincinnati  
593 Nov. 10, 1985 vs. L.A. Raiders  
581 Oct. 20, 1968 vs. Denver

### Most, Game, Both Teams

1,102 Dec. 20, 1982 vs. Cincinnati  
1,057 Oct. 20, 1968 vs. Denver  
1,050 Sept. 15, 2013 at Philadelphia

### Fewest, Season

3,411 1975  
3,622 1973  
3,953 1970

### Fewest, Game

70 Nov. 2, 1969 at Denver  
93 Oct. 5, 1975 vs. Oakland  
96 Nov. 16, 2003 at Denver

### Most Total Offensive Plays, Season

1,154 1984, 2022  
1,135 1980  
1,129 1981

### Fewest Total Offensive Plays, Season

617 1982<sup>†</sup>  
753 1963  
759 1964

## RUSHING

### Most Seasons Leading League (Attempts)

1 1965

### Most Attempts, Season

590 1978  
525 2004  
522 2006

### Most Attempts, Game

58 Nov. 20, 1977 vs. Oakland  
53 Dec. 16, 2007 vs. Detroit  
Sept. 10, 1978 vs. Oakland  
Dec. 3, 1972 vs. Oakland  
52 Nov. 27, 1960 vs. Oakland

### Fewest Attempts, Season

267 1982<sup>†</sup>  
351 2000  
361 1966

### Most Seasons Leading League (Yards)

2 1963, 1965

### Most Yards, Season

2,578 2006  
2,257 1990  
2,248 1991

### Most Yards, Game

289 Dec. 28, 2008 vs. Denver  
287 Oct. 13, 1963 vs. N.Y. Jets  
274 Dec. 16, 2007 vs. Detroit

### Fewest Yards, Game

2 Dec. 17, 1961 vs. Boston  
3 Nov. 19, 1961 vs. Dallas Texans  
11 Nov. 20, 1960 vs. Buffalo

### Most Seasons Leading League (Touchdowns)

4 1961, 1981, 1982, 2006

### Most Touchdowns, Season

32 2006  
26 1981  
25 1979

### Fewest Touchdowns, Season

4 2012, 2015  
5 1997  
6 2014

### Most Touchdowns, Game

5 (4x) Last: Dec. 28, 2008 vs. Denver  
4 (22x) Last: Dec. 25, 2009 at Tennessee  
3 (49x) Last: Sept. 10, 2023 vs. Miami

## RUSHING AVERAGE

### Most Seasons Leading League

6 1960, 1963, 1965, 1969, 1991, 2003

### Most, Season

5.6 1963  
5.1 2003  
4.9 2006

### Highest, Game

8.52 Dec. 24, 1967 vs. N.Y. Jets  
8.44 Dec. 22, 1963 vs. Denver  
8.26 Nov. 5, 2006 vs. Cleveland



## PASSING

### Most Seasons Leading League (Attempts)

3 1968, 1984, 1985

### Most Attempts, Season

711 2022

674 2021

667 2015

### Most Attempts, Game

65 Oct. 18, 2015 at Green Bay

Oct. 19, 1986 at Kansas City

64 Jan. 9, 2022 at Las Vegas (OT)

58 Oct. 25, 2015 vs. Oakland

Dec. 22, 1985 at Kansas City

### Fewest Attempts, Season

337 1975

338 1982†

349 1974

### Fewest Attempts, Game

6 Dec. 19, 2004 at Cleveland

10 Dec. 18, 1988 vs. Kansas City

11 (2x) Last: Oct. 28, 2007 vs. Houston

### Most Seasons Leading League (Completions)

3 1983, 1984, 1985

### Most Completions, Season

485 2022

443 2021

442 2015

### Most Completions, Game

43 Oct. 18, 2015 at Green Bay

41 Sept. 24, 2023 at Minnesota

39 Dec. 11, 2022 vs. Miami

### Fewest Completions, Game

1 at Kansas City Sept. 20, 1998

3 vs. Oakland Oct. 5, 1975

4 at Cleveland Dec. 19, 2004

vs. Kansas City Nov. 2, 1986

### Most Seasons Leading League (Net Yards)

11 1965, 1968, 1971, 1978, 1979, 1980, 1981, 1982,  
1983, 1985, 2017

### Most Net Yards Gained, Season

4,870 1985

4,800 2021

4,739 1981

### Most Net Yards Gained, Game

494 Sept. 15, 1985 vs. Seattle

488 Oct. 18, 2015 at Green Bay

486 Dec. 20, 1982 vs. Cincinnati

### Fewest Net Yards Gained, Season

1,610 1975

1,808 1973

2,244 1977

### Fewest Net Yards Gained, Game

-22 Oct. 5, 1975 vs. Oakland

-19 Sept. 20, 1998 at Kansas City

7 Sept. 16, 1973 at Washington

## Most Seasons Leading League (Touchdowns)

5 1971, 1981, 1982, 1985, 2008

### Most Touchdowns, Season

38 2021

37 1985

34 1981, 2008

### Fewest Touchdowns, Season

7 1975

9 1973

11 1977, 1988, 1998

### Most Touchdowns, Game

7\* Nov. 22, 1981 at Oakland

5 (9x) Last: Oct. 31, 2004 vs. Oakland

4 (35x) Last: Nov. 12, 2023 vs. Detroit

### Most Seasons Leading League (Fewest INTs)

2 1966, 2004

### Most Had Intercepted, Season

34 1962, 1998

33 1968, 1983, 1986

30 1964, 1973, 1978, 1985, 2000

### Most Had Intercepted, Game

7 Dec. 13, 1998 at Seattle

Dec. 8, 1968 vs. Kansas City

6 (6x) Last: Oct. 24, 1999 vs. Green Bay

5 (14x) Last: Dec. 27, 1987 at Denver

### Fewest Had Intercepted, Season

8 2004, 2023

9 2006

10 2009, 2020, 2022

## SACKED ATTEMPTING TO PASS

### Most Seasons Leading League (Least Sacked)

5 1963, 1964, 1967, 1968, 2017

### Most Times, Season

57 1970

53 2000

51 1997

### Fewest Times, Season

11 1967

12 1982†

18 1968, 2017

### Most Times Sacked Opponent, Season

62 1986

61 2006

60 1980

### Most Times Sacked Opponent, Game

11 Dec. 23, 2012 at N.Y. Jets

Nov. 16, 1986 vs. Dallas

10 Sept. 24, 1978 vs. Green Bay

9 (5x) Last: Dec. 24, 2016 at Cleveland

## INTERCEPTIONS

### Most Seasons Leading League (Interceptions)

3 1961, 2007, 2016

### Most, Season

49\* 1961

31 1969

30 1964, 2007

### Most, Game

6 (6x) Last: vs. Indianapolis Nov. 11, 2007

5 (9x) Last: vs. Buffalo Nov. 19, 2017

4 (30x) Last: at Indianapolis Nov. 28, 2010

### Most, Game, Both Teams

10 Dec. 13, 1998 at Seattle

9 Sept. 21, 1980 at Denver

Nov. 1, 1964 at Oakland

8 (11x) Last: Nov. 11, 2007 vs. Indianapolis

### Fewest, Season

7 2014

9 1970, 2023

10 2005

### Most Consecutive Games

46\* 1960-63

### Most Seasons Leading League (Return Yards)

2 1961, 1964

### Most Yards Returned, Season

929\* 1961

562 1979

499 1984

### Most Yards Returned, Game

194 Sept. 24, 1961 vs. Houston Oilers

174 Oct. 29, 1961 vs. Denver

171 Nov. 18, 1979 vs. Pittsburgh

### Fewest Yards Returned, Season

31 2023

65 2014

90 1970

### Most Seasons Leading League (Return TDs)

1 1961

### Most Touchdowns by Returns, Season

9\* 1961

5 2012

4 1984, 2000

### Most Touchdowns by Returns, Game

2 Nov. 28, 2010 at Indianapolis

Oct. 29, 1961 vs. Denver

1 (93x) Last: Dec. 4, 2022 at Las Vegas

## PUNTS

### Most, Season

95 1998  
92 2000  
90 1997

### Most, Game

11 (5x) Last: Oct. 11, 1998 at Oakland  
10 (11x) Last: Nov. 12, 2017 at Jacksonville  
9 (12x) Last: Dec. 24, 2017 at N.Y. Jets

### Fewest, Season

23 1982<sup>†</sup>  
45 1972  
47 2011

### Fewest, Game

0 (8x) Last: Sept. 19, 2021 vs. Dallas  
1 (38x) Last: Oct. 9, 2022 at Cleveland  
2 (84x) Last: Nov. 12, 2023 vs. Detroit

### Fewest, Game, Both Teams

1 (3x) Last: Sept. 19, 2021 vs. Dallas  
2 (9x) Last: Dec. 16, 2021 vs. Kansas City  
3 (18x) Last: Nov. 12, 2023 vs. Detroit

## PUNT YARDS

### Most Seasons Leading League (Yards)

1 1962

### Most, Season

4,248 2000  
4,174 1998  
3,972 1997

### Most, Game

522 Oct. 11, 1998 at Oakland  
493 Nov. 18, 2012 at Denver  
492 Nov. 10, 1974 at Kansas City

### Fewest, Season

868 1982<sup>†</sup>  
1,813 1972  
2,123 2021

### Most Seasons Leading League (Average)

4 1960, 1969, 1987, 2000

### Highest Average, Season

49.1 2024  
48.1 2017  
47.5 2011  
47.0 2019

### Lowest Average, Season

36.3 1978  
36.5 1979  
36.8 1975

## PUNT RETURNS

### Most Seasons Leading League (Returns)

1 1965

### Most, Season

57 1978  
52 1979  
49 2003

### Most, Game

8 (4x) Last: Dec. 7, 2003 at Detroit  
7 (7x) Last: Dec. 7, 1978 at Houston  
6 (13x) Last: Dec. 20, 2015 vs. Miami

### Fewest, Season

12 1982<sup>†</sup>  
18 2021  
20 2015

### Most Seasons Leading League (Fair Catches)

3 1968, 1969, 1991

### Most Fair Catches, Season

32 1969  
29 2023  
26 2015, 2017

### Most Fair Catches, Game

6 (3x) Last: Dec. 10, 2023 vs. Denver  
5 (3x) Last: Sept. 3, 2000 at Oakland  
4 (14x) Last: Jan. 7, 2024 vs. Kansas City

### Fewest Fair Catches, Season

0 1960, 1961, 1962, 1963, 1964, 1965, 1975  
1 1976  
3 1977

## PUNT RETURN YARDS

### Most Seasons Leading League (Return Yards)

1 1965

### Most, Season

590 1978  
559 1996  
542 1998

### Most, Game

168 Nov. 2, 1997 at Cincinnati  
151 Sept. 20, 1965 vs. Kansas City  
139 Nov. 5, 1961 vs. Titans of N.Y.

### Fewest, Season

84 2015  
100 2020  
107 2021

### Most Seasons Leading League (Average)

3 1965, 1966, 1973

### Highest Average, Season

16.0 2023  
15.5 1961  
14.7 1996

### Lowest Average, Season

4.2 2015  
5.4 2019  
5.6 1970, 2020

## PUNT RETURN TOUCHDOWNS

### Most Seasons Leading League

8 1965, 1973, 1990, 1994, 1995, 1997, 2018, 2023

### Most, Season

3 1997  
2 1965, 1973, 1990, 1994  
1 (17x) Last: 2023

### Most, Game

2<sup>†</sup> Nov. 2, 1997 at Cincinnati  
1 (26x) Last: Nov. 6, 2023 at N.Y. Jets

## KICKOFF RETURNS

### Most Seasons Leading League

2 1982, 2003

### Most, Season

84 2003  
83 2000  
75 1997

### Most, Game

9 (7x) Last: Nov. 3, 2002 vs. N.Y. Jets  
8 (15x) Last: Oct. 26, 2008 at N.O. in London  
7 (51x) Last: Sept. 26, 2010 at Seattle

### Most, Game, Both Teams

17 Dec. 8, 1985 vs. Pittsburgh  
16 Dec. 18, 1960 vs. Titans of New York  
15 (3x) Last: Oct. 2, 1983 at N.Y. Giants

## KICKOFF RETURN YARDS

### Most Seasons Leading League (Return Yards)

1 1962

### Most, Season

1,804 2003  
1,792 2000  
1,716 2001

### Most, Game

269 Nov. 18, 2001 at Oakland  
242 Oct. 21, 1973 vs. Atlanta  
232 Dec. 13, 1964 vs. Kansas City

### Fewest, Season

390 2023  
474 2017  
508 2016

### Most Seasons Leading League (Average)

3 1988, 1990, 2001

### Highest Average, Season

26.0 2001  
25.6 2011  
25.5 2007

### Lowest Average, Season

16.5 1961  
17.5 1986  
18.0 1992

## KICKOFF RETURN TOUCHDOWNS

### Most Seasons Leading League

6 1988, 1989, 1991, 1995, 2001, 2011

### Most, Season

2 1988, 1994, 1995, 2001  
1 1962, 1985, 1989, 1991, 1997, 2000, 2004, 2007, 2008, 2011, 2012, 2021

### Most, Game

1 (20x) Last: Jan. 2, 2022 vs. Denver

## PENALTIES

### Most Seasons Leading League (Penalties)

4 1962, 1964, 1965, 1981

### Most, Season

137 1998  
129 1997  
128 1981

### Most, Game

19 Nov. 16, 1997 at Kansas City  
16 Nov. 15, 1998 vs. Baltimore  
15 Nov. 3, 1997 at Indianapolis

### Fewest, Season

63 1969  
64 1982<sup>†</sup>  
68 1966

### Fewest, Game

0 (5x) Last: Oct. 9, 2011 at Denver  
1 (31x) Last: Jan. 7, 2024 vs. Kansas City  
2 (41x) Last: Dec. 10, 2023 vs. Denver

### Most Seasons Leading League (Penalty Yards)

3 1960, 1961, 1966

### Most Yards, Season

1,229 1998  
1,101 1997  
1,039 1988

### Most Yards, Game

148 Oct. 13, 1963 vs. N.Y. Jets  
146 Nov. 15, 1998 vs. Baltimore  
Nov. 16, 1997 at Kansas City  
138 Nov. 16, 1981 at Seattle

## FUMBLES

### Most Seasons Leading League (Fewest Fumbles)

4 1963, 1966, 1993, 2021

### Most, Season

44 1985

42 1983

40 1972, 1973, 1980

### Most, Game

9 Sept. 24, 1978 vs. Green Bay

7 Sept. 30, 1973 vs. Cincinnati

6 (5x) Last: Dec. 13, 1987 vs. Pittsburgh

### Most by Opponent, Game

9 Nov. 15, 1964 at Kansas City

7 (3x) Last: Sept. 9, 2001 vs. Washington

6 (6x) Last: Dec. 9, 1995 vs. Arizona

### Most, Game, Both Teams

11 (3x) Last: Oct. 13, 1985 vs. Kansas City

10 (5x) Last: Nov. 25, 1990 vs. Seattle

9 (7x) Last: Sept. 9, 2001 vs. Washington

### Fewest, Season

10 2021

13 1993

14 2009, 2013

### Most Seasons Leading League (Fewest Lost Fum.)

5 1963, 1966, 1970, 1979, 1993

### Most Lost, Season

22 1980, 1981, 1983

21 1973, 1978

20 1972, 1987, 2000

### Most Lost, Game

6 Sept. 24, 1978 vs. Green Bay

4 (11x) Last: Dec. 14, 2023 at Las Vegas

3 (41x) Last: Nov. 26, 2023 vs. Baltimore

### Most Own Recovered, Season

25 1985

21 1979

20 1972, 1973, 1975, 1983

### Most Own Recovered, Game

5 (5x) Last: Dec. 26, 1999 vs. Oakland

4 (7x) Last: Sept. 14, 2014 vs. Seattle

3 (43x) Last: Nov. 6, 2023 at N.Y. Jets

### Fewest Own Recovered, Season

3 2021

4 1963, 2013

7 1989, 2009

### Most Opponents Recovered, Season

22 1986

18 1973, 1979, 1980, 1981, 2007

17 1960, 1961, 1963, 1983, 1984

### Fewest Opponents Recovered, Season

3 2019

4 2011

5 1963

## POINTS ALLOWED

### Most Seasons Leading League (Fewest Points)

2 1961, 1963

### Most, Season

462 1983

459 2021

441 2003

### Most, Game

63 Dec. 14, 2023 at Las Vegas

57 Oct. 1, 2000 at St. Louis

52 Nov. 25, 1984 at Pittsburgh

### Most, Quarter

31 Dec. 8, 1963 at Oakland (4th quarter)

30 Nov. 20, 1983 at St. Louis Cardinals (2nd quarter)

28 (5x) Last: Nov. 28, 1999 at Min. (2nd quarter)

### Fewest, Season

205 1977

219 1961

221 1982<sup>†</sup>

### Fewest, Game

0 (19x) Last: Dec. 3, 2023 at New England

3 (18x) Last: Sept. 15, 2024 at Carolina

6 (20x) Last: Nov. 6, 2023 at N.Y. Jets

## FIRST DOWNS ALLOWED

### Most Seasons Leading League (Fewest Total)

1 2010

### Most, Season

383 2021

365 1981

364 1985

### Most, Game

34 Sept. 14, 2008 at Denver

Dec. 29, 2002 vs. Seattle

Nov. 19, 2000 at Denver

33 Sept. 26, 2021 at Kansas City

Sept. 23, 2018 at L.A. Rams

Nov. 23, 2003 vs. Cincinnati

32 Oct. 4, 2009 at Pittsburgh

### Fewest, Season

190 1965

196 1982<sup>†</sup>

224 1962

### Fewest, Game

5 Dec. 12, 2010 vs. Kansas City

Sept. 19, 1976 at Tampa Bay

6 Oct. 11, 1998 at Oakland

Oct. 22, 1961 at Oakland

7 (6x) Last: Sept. 15, 2024 at Carolina

### Most by Rushing, Season

154 1975

144 2021

143 1971

### Most by Rushing, Game

19 (3x) Last: Nov. 22, 1987 at Seattle

17 Sept. 23, 1962 vs. Houston

16 Oct. 16, 1977 vs. New England

Dec. 18, 1966 vs. Kansas City

### Fewest by Rushing, Season

54 1965

65 1982

71 1969

### Fewest by Rushing, Game

0 (5x) Last: Nov. 28, 2010 at Indianapolis

1 (25x) Last: Sept. 8, 2024 vs. Las Vegas

2 (47x) Last: Nov. 6, 2023 at N.Y. Jets

### Most Seasons Leading League (Fewest Passing)

1 2014

### Most by Passing, Season

218 1985

216 1981

213 2008

### Most by Passing, Game

24 Nov. 19, 2000 at Denver

23 Sept. 10, 2023 vs. Miami

Sept. 18, 2011 at New England

22 (4x) Last: Nov. 15, 2009 vs. Philadelphia

### Fewest by Passing, Season

105 1977

114 1971

116 1965

### Fewest by Passing, Game

1 (3x) Last: Dec. 28, 2003 vs. Oakland

2 (6x) Last: Dec. 19, 2004 at Cleveland

3 (13x) Last: Sept. 15, 2024 at Carolina

### Most Seasons Leading League (Fewest Penalty)

1 1992

### Most by Penalty, Season

41 2000, 2004, 2014

40 2021

35 1981, 1997, 1998

### Most by Penalty, Game

7 Sept. 24, 2023 at Minnesota

Nov. 5, 2006 vs. Cleveland

6 (9x) Last: Sept. 24, 2017 vs. Kansas City

5 (23x) Last: Jan. 9, 2022 at Las Vegas (OT)

### Fewest by Penalty, Season

12 1982<sup>†</sup>

13 1969, 1992

14 1976

## NET YARDS ALLOWED

### Most Seasons Leading League (Fewest Net Yards)

4 1961, 1965, 1998, 2010

### Most, Season

6,265 1985

6,170 2023

6,136 1981

### Most, Game

614 Oct. 1, 2000 at St. Louis

591 Dec. 29, 2002 vs. Seattle

553 Sept. 22, 1996 at Oakland

### Fewest, Season

3,253 1982<sup>†</sup>

3,268 1965

3,652 1977

### Fewest, Game

58 Oct. 22, 1961 at Oakland

67 Dec. 12, 2010 vs. Kansas City

99 Nov. 1, 1992 vs. Indianapolis

## RUSHING ALLOWED

### Most Seasons Leading League (Fewest Att.)

3 1965, 1979, 2004

### Most Attempts, Season

606 1975

559 1973

552 1983

### Most Attempts, Game

61 Oct. 25, 1981 at Chicago (OT)

60 Nov. 30, 1975 at Denver (OT)

59 Sept. 18, 1977 at Oakland

### Fewest Attempts, Season

230 1982<sup>†</sup>

306 1965

355 2004

### Fewest Attempts, Game

9 Dec. 16, 2007 vs. Detroit

Sept. 7, 1986 vs. Miami

10 (2x) Last: Sept. 16, 2012 vs. Tennessee

11 (6x) Last: Nov. 3, 2019 vs. Green Bay

### Most Seasons Leading League (Fewest Yards)

3 1965, 1998, 2005

### Most Yards, Season

2,478 2022

2,442 1975

2,403 1966

### Most Yards, Game

378 Nov. 4, 2007 at Minnesota

355 Dec. 20, 2014 at San Francisco

328 Nov. 30, 1975 at Denver (OT)

### Fewest Yards, Season

961 1982<sup>†</sup>

1,094 1965

1,140 1998

### Fewest Yards, Game

2 Oct. 22, 1961 at Oakland

11 Dec. 17, 2000 at Carolina

13 Oct. 5, 1997 at Oakland

### Most Seasons Leading League (Fewest TDs)

2 1961, 1963

### Most Touchdowns, Season

26 1983

25 1971, 1981, 1985

23 1973, 1984

### Fewest Touchdowns, Season

7 1961, 1965

8 1999, 2011

10 (12x) Last: 2012

### Most Touchdowns, Game

5 Oct. 21, 1973 vs. Atlanta

Sept. 18, 1960 at Houston

4 (11x) Last: Nov. 3, 2013 at Washington

3 (51x) Last: Nov. 12, 2023 vs. Detroit

## PASSING ALLOWED

### Most Seasons Leading League (Fewest Att.)

2 1966, 2019

### Most Attempts, Season

636 1996

607 2002, 2004

605 2008

### Most Attempts, Game

61 Sept. 20, 1987 vs. St. Louis

58 (2x) Last: Oct. 3, 2004 vs. Tennessee

57 (2x) Last: Sept. 22, 1996 at Oakland

### Fewest Attempts, Season

330 1977

341 1973

342 1982<sup>†</sup>

### Fewest Attempts, Game

7 Nov. 6, 1977 at Detroit

12 (2x) Last: Dec. 10, 1972 at Denver

13 (4x) Last: Oct. 4, 1987 at Cincinnati

### Most Seasons Leading League (Fewest Cmp.)

1 1966

### Most Completions, Season

411 2008

389 2023

375 2002

### Most Completions, Game

40 Dec. 20, 1982 vs. Cincinnati

39 Oct. 3, 2004 vs. Tennessee

37 Oct. 9, 1994 Kansas City

### Fewest Completions, Season

170 1966

172 1977

177 1973

### Fewest Completions, Game

3 Sept. 19, 1976 at Tampa Bay

5 (5x) Last: Oct. 4, 1987 at Cincinnati

6 (6x) Last: Dec. 28, 2003 vs. Oakland

### Most Seasons Leading League (Fewest Net Yds)

4 1961, 1964, 1965, 2010

### Most Net Yards, Season

4,311 1981

4,295 2002

4,293 1985

### Most Net Yards, Game

466 Sept. 10, 2023 vs. Miami

453 Nov. 10, 2002 at St. Louis

451 Oct. 1, 2000 at St. Louis

### Fewest Net Yards, Season

1,725 1977

2,155 1966

2,174 1965

### Fewest Net Yards, Game

-13 Oct. 4, 1987 at Cincinnati

-4 Sept. 19, 1976 at Tampa Bay

0 Dec. 28, 2003 vs. Oakland

Dec. 6, 1970 vs. Cincinnati

### Most Seasons Leading League (Fewest TDs)

4 1963, 1965, 1966, 1979

### Most Touchdowns, Season

36 2003

33 2000

31 1997

### Most Touchdowns, Game

5 (9x) Last: Dec. 14, 2023 at Las Vegas

4 (31x) Last: Oct. 22, 2023 at Kansas City

3 (116x) Last: Sept. 24, 2023 at Minnesota

### Fewest Touchdowns, Season

10 1982<sup>†</sup>

11 1979

13 1966, 1970, 1974

## PUNT RETURNS ALLOWED

### Most Seasons Leading League (Fewest Returns)

7 1960, 1963, 1966, 1967, 1968, 1982, 2004

### Most by Opponents, Season

56 1988

51 1996, 2000

49 1998

### Fewest by Opponents, Season

7 1982<sup>†</sup>

16 1968

17 1960, 1972

### Most Yards by Opponents, Season

722 2000

612 1996

601 1976

### Most Yards by Opponent, Game

160 Sept. 13, 2010 at Kansas City

150 Dec. 27, 1987 at Denver

145 Dec. 6, 2020 vs. New England

## KICKOFF RETURNS ALLOWED

### Most Seasons Leading League (Fewest Returns)

1 1975

### Most by Opponent, Season

90 2006

88 1981

87 2009

### Fewest by Opponent, Season

11 2023

15 2022

21 2016

### Most by Opponent, Game

10 (4x) Last: Dec. 16, 2007 vs. Detroit

9 (7x) Last: Nov. 28, 2010 at Indianapolis

8 (25x) Last: Nov. 24, 2013 at Kansas City



# CAREER TOP-10

## RUSHING YARDS

1. LaDainian Tomlinson, 2001-09	12,490
2. Paul Lowe, 1960-68	4,972
3. Austin Ekeler, 2017-23	4,355
4. Marion Butts, 1989-93	4,297
5. Melvin Gordon, 2015-19	4,240
6. Ryan Mathews, 2010-14	4,061
7. Natrone Means, 1993-95, 98-99	3,885
8. Chuck Muncie, 1980-84	3,309
9. Don Woods, 1974-80	2,858
10. Keith Lincoln, 1961-66, 68	2,698

## RUSHING TOUCHDOWNS

1. LaDainian Tomlinson, 2001-09	138
2. Chuck Muncie, 1980-84	43
3. Austin Ekeler, 2017-23	39
4. Paul Lowe, 1960-68	38
5. Melvin Gordon, 2015-19	36
6. Natrone Means, 1993-95, 98-99	34
7. Marion Butts, 1989-93	31
8. Ryan Mathews, 2010-14	23
9. Mike Tolbert, 2008-11	20
10. Tim Spencer, 1985-90	19

## RUSHING ATTEMPTS

1. LaDainian Tomlinson, 2001-09	2,880
2. Melvin Gordon, 2015-19	1,059
3. Marion Butts, 1989-93	1,031
4. Paul Lowe, 1960-68	1,015
5. Natrone Means, 1993-95, 98-99	1,013
6. Austin Ekeler, 2017-23	990
7. Ryan Mathews, 2010-14	923
8. Chuck Muncie, 1980-84	773
9. Don Woods, 1974-80	713
10. Keith Lincoln, 1961-66, 68	573

## TOTAL YARDS FROM SCRIMMAGE

1. LaDainian Tomlinson, 2001-09	16,445
2. Antonio Gates, 2003-18	11,841
3. Keenan Allen, 2013-23	10,643
4. Lance Alworth, 1962-70	9,721
5. Charlie Joiner, 1976-86	9,191
6. Austin Ekeler, 2017-23	8,239
7. Gary Garrison, 1966-76	7,562
8. Kellen Winslow, 1979-87	6,741
9. Wes Chandler, 1981-87	6,197
10. Melvin Gordon, 2015-19	6,113

## PASSING YARDS

1. Philip Rivers, 2004-19	59,271
2. Dan Fouts, 1973-87	43,040
3. John Hadl, 1962-72	26,938
4. Justin Herbert, 2020-24	17,801
5. Stan Humphries, 1992-97	16,085
6. Drew Brees, 2001-05	12,348
7. Jack Kemp, 1960-62	5,996
8. Doug Flutie, 2001-04	4,901
9. John Friesz, 1990-93	4,396
10. Jim Harbaugh, 1999-2000	4,177

## TOUCHDOWN PASSES

1. Philip Rivers, 2004-19	397
2. Dan Fouts, 1973-87	254
3. John Hadl, 1962-72	201
4. Justin Herbert, 2020-24	119
5. Stan Humphries, 1992-97	85
6. Drew Brees, 2001-05	80
7. Jack Kemp, 1960-62	37
8. Tobin Rote, 1963-64	29
9. Doug Flutie, 2001-04	25
10. Billy Joe Tolliver, 1989-90	21

## PASS ATTEMPTS

1. Philip Rivers, 2004-19	7,591
2. Dan Fouts, 1973-87	5,604
3. John Hadl, 1962-72	3,640
4. Justin Herbert, 2020-24	2,513
5. Stan Humphries, 1992-97	2,350
6. Drew Brees, 2001-05	1,809
7. Jack Kemp, 1960-62	815
8. John Friesz, 1990-93	747
9. Doug Flutie, 2001-04	737
10. Jim Harbaugh, 1999-2000	636

## PASS COMPLETIONS

1. Philip Rivers, 2004-19	4,908
2. Dan Fouts, 1973-87	3,297
3. John Hadl, 1962-72	1,824
4. Justin Herbert, 2020-24	1,672
5. Stan Humphries, 1992-97	1,335
6. Drew Brees, 2001-05	1,125
7. Doug Flutie, 2001-04	408
8. John Friesz, 1990-93	401
9. Jack Kemp, 1960-62	389
10. Jim Harbaugh, 1999-2000	372

## PASSES INTERCEPTED

1. Dan Fouts, 1973-87	242
2. John Hadl, 1962-72	211
3. Philip Rivers, 2004-19	198
4. Stan Humphries, 1992-97	73
5. Drew Brees, 2001-05	53
6. Jack Kemp, 1960-62	49
7. Justin Herbert, 2020-24	43
8. Ryan Leaf, 1998-2000	33
9. Tobin Rote, 1963-64	32
10. Craig Whelihan, 1995-98	29

## RECEIVING YARDS

1. Antonio Gates, 2003-18	11,841
2. Keenan Allen, 2013-23	10,530
3. Lance Alworth, 1962-70	9,584
4. Charlie Joiner, 1976-86	9,203
5. Gary Garrison, 1966-76	7,533
6. Kellen Winslow, 1979-87	6,741
7. Wes Chandler, 1981-87	6,132
8. Anthony Miller, 1988-93	5,582
9. Malcom Floyd, 2004-15	5,550
10. Mike Williams, 2017-23	4,806

## RECEIVING TOUCHDOWNS

1. Antonio Gates, 2003-18	116
2. Lance Alworth, 1962-70	81
3. Keenan Allen, 2013-23	59
4. Gary Garrison, 1966-76	58
5. Charlie Joiner, 1976-86	47
6. Kellen Winslow, 1979-87	45
7. Wes Chandler, 1981-87	41
8. Vincent Jackson, 2005-11	37
9. Anthony Miller, 1988-93	37
10. John Jefferson, 1978-80	36

## RECEPTIONS

1. Antonio Gates, 2003-18	955
2. Keenan Allen, 2013-23	904
3. Charlie Joiner, 1976-86	586
4. Kellen Winslow, 1979-87	541
5. LaDainian Tomlinson, 2001-09	530
6. Lance Alworth, 1962-70	493
7. Austin Ekeler, 2017-23	440
8. Gary Garrison, 1966-76	404
9. Ronnie Harmon, 1990-95	377
10. Anthony Miller, 1988-93	374

## QUARTERBACK SACKS

1. Leslie O'Neal, 1986, 1988-95	105.5
2. Shaun Phillips, 2004-12	69.5
3. <b>Joey Bosa, 2016-24</b>	<b>69.0</b>
Gary Johnson, 1975-84	67.0
5. Lee Williams, 1984-90	65.5
6. Fred Dean, 1975-81	53.5
7. Melvin Ingram, 2012-20	49.0
8. Junior Seau, 1990-2002	47.0
9. Raylee Johnson, 1993-2003	46.0
10. Shawne Merriman, 2005-09	43.5
Leroy Jones, 1976-83	43.5

## INTERCEPTIONS

1. Gill Byrd, 1983-92	42
2. Dick Harris, 1960-65	29
3. Rodney Harrison, 1994-2002	26
4. Kenny Graham, 1964-69	25
5. Mike Williams, 1975-82	24
6. Joe Beachamp, 1966-75	23
7. Quentin Jammer, 2002-12	21
Woodrowe Lowe, 1976-86	21
Bob Howard, 1967-74	21
Leslie "Speedy" Duncan, 1964-70	21

## INTERCEPTION RETURN YARDS

1. Gill Byrd, 1983-92	546
2. Charlie McNeil, 1960-64	502
3. Kenny Graham, 1964-69	477
4. Joe Beachamp, 1966-75	433
5. Dick Harris, 1960-65	413
6. Rodney Harrison, 1994-2002	345
7. Woodrowe Lowe, 1976-86	343
8. Darren Carrington, 1991-94	337
9. Leslie "Speedy" Duncan, 1964-70	322
10. Glen Edwards, 1978-81	309

## INTERCEPTION TOUCHDOWNS

1. Kenny Graham, 1964-69	5
Dick Harris, 1960-65	5
3. Woodrowe Lowe, 1976-86	4
4. Eric Weddle, 2007-13	3
Joe Beachamp, 1966-75	3
6. Desmond King, 2017-20	2
Shaun Phillips, 2004-12	2
Demorrio Williams, 2012	2
Antonio Cromartie, 2006-09	2
Clinton Hart, 2004-09	2
Donnie Edwards, 2002-06	2
Rodney Harrison, 1994-2002	2
Stanley Richard, 1991-94	2
Donald Frank, 1990-93	2
Gill Byrd, 1983-92	2
Gary Johnson, 1975-84	2
Leslie "Speedy" Duncan, 1964-70	2
Earl Faison, 1961-66	2
Charlie McNeil, 1960-64	2
Bob Laraba, 1960-61	2

## TOUCHDOWNS SCORED

1. LaDainian Tomlinson, 2001-09	153
2. Antonio Gates, 2003-18	116
3. Lance Alworth, 1962-70	83
4. Austin Ekeler, 2017-23	69
5. Keenan Allen, 2013-23	60
6. Gary Garrison, 1966-76	58
7. Melvin Gordon, 2015-19	47
Charlie Joiner, 1976-86	47
9. Paul Lowe, 1960-68	46
10. Kellen Winslow, 1979-87	45
Chuck Muncie, 1980-84	45

## POINTS SCORED

1. John Carney, 1990-2000.....	1,076
2. LaDainian Tomlinson, 2001-09.....	918
3. Nate Kaeding, 2004-12.....	889
4. Rolf Benirschke, 1977-86.....	766
5. Antonio Gates, 2003-18.....	700
6. Nick Novak, 2011-14, 17.....	503
7. Lance Alworth, 1962-70.....	500
8. Austin Ekeler, 2017-23.....	418
9. Dennis Partee, 1968-75.....	380
10. Keenan Allen, 2013-23.....	364

## FIELD GOALS

1. John Carney, 1990-2000.....	261
2. Nate Kaeding, 2004-12.....	180
3. Rolf Benirschke, 1977-86.....	146
4. Nick Novak, 2011-14, 17.....	110
5. Dennis Partee, 1968-75.....	71
6. <b>Cameron Dicker, 2022-24.....</b>	<b>57</b>
7. Michael Badgley, 2018-20.....	52
8. Josh Lambo, 2015-16.....	52
9. George Blair, 1961-64.....	50
10. Steve Christie, 2001-03.....	42

## FIELD GOAL ATTEMPTS

1. John Carney, 1990-2000.....	320
2. Rolf Benirschke, 1977-86.....	208
3. Nate Kaeding, 2004-12.....	207
4. Nick Novak, 2011-14, 17.....	130
5. Dennis Partee, 1968-75.....	121
6. George Blair, 1961-64.....	80
7. Ray Wersching, 1973-76.....	68
8. Michael Badgley, 2018-20.....	65
9. Josh Lambo, 2015-16.....	64
10. <b>Cameron Dicker, 2022-24.....</b>	<b>61</b>
Dick Van Raaphorst, 1966-67.....	61

## KICKOFF RETURN YARDS

1. Darren Sproles, 2005-10.....	6,469
2. Ronney Jenkins, 2000-02.....	3,997
3. Andre Coleman, 1994-96.....	3,914
4. Leslie "Speedy" Duncan, 1964-70.....	3,386
5. James Brooks, 1981-83.....	2,305
6. Kenny Bynum, 1997-2000.....	2,182
7. Lionel James, 1984-88.....	2,094
8. Nate Lewis, 1990-93.....	2,047
9. Artie Owens, 1976-79.....	1,998
10. Tim Dwight, 2001-04.....	1,876

## KICKOFF RETURN TOUCHDOWNS

1. Andre Coleman, 1994-96.....	4
2. Ronney Jenkins, 2000-02.....	3
3. Darren Sproles, 2005-10.....	2
Anthony Miller, 1988-93.....	2
5. Andre Roberts, 2021.....	1
Micheal Spurlock, 2012.....	1
Tim Dwight, 2001-04.....	1
Richard Goodman, 2010-11.....	1
Rodney Harrison, 1994-2002.....	1
Nate Lewis, 1990-93.....	1
Jamie Holland, 1987-89.....	1
Gary Anderson, 1985-88.....	1
Keith Lincoln, 1960-66.....	1

## KICKOFF RETURNS

1. Darren Sproles, 2005-10.....	258
2. Andre Coleman, 1994-96.....	166
3. Ronney Jenkins, 2000-02.....	165
4. Leslie "Speedy" Duncan, 1964-70.....	134
5. Kenny Bynum, 1997-2000.....	107
6. James Brooks, 1981-83.....	105
7. Lionel James, 1984-88.....	99
8. Nate Lewis, 1990-93.....	92
9. Artie Owens, 1976-79.....	88
10. Tim Dwight, 2001-04.....	80

## PUNT RETURN YARDS

1. Mike Fuller, 1975-80.....	2,388
2. Leslie "Speedy" Duncan, 1964-70.....	1,651
3. Darrien Gordon, 1993-94, 96.....	1,407
4. Lionel James, 1984-88.....	1,193
5. Darren Sproles, 2005-10.....	935
6. Eric Parker, 2002-06.....	881
7. James Brooks, 1981-83.....	565
8. Tim Dwight, 2001-04.....	508
9. Eric Metcalf, 1997.....	489
10. Desmond King, 2017-20.....	438

## PUNT RETURN TOUCHDOWNS

1. Leslie "Speedy" Duncan, 1964-70.....	4
2. Eric Metcalf, 1997.....	3
Darrien Gordon, 1993-94, 96.....	3
4. Desmond King, 2017-20.....	2
Darren Sproles, 2005-10.....	2
Lionel James, 1984-88.....	2
Mike Fuller, 1975-80.....	2
Ron Smith, 1973.....	2
9. <b>Derius Davis, 2023-24.....</b>	<b>1</b>
Travis Benjamin, 2017-19.....	1
Micheal Spurlock, 2012.....	1
Tim Dwight, 2001-04.....	1
Andre Coleman, 1994-96.....	1
Nate Lewis, 1990-93.....	1
Kitrick Taylor, 1990-91.....	1
Keith Lincoln, 1961-68.....	1

## PUNT RETURNS

1. Mike Fuller, 1975-80.....	212
2. Leslie "Speedy" Duncan, 1964-70.....	138
3. Lionel James, 1984-88.....	124
4. Darren Sproles, 2005-10.....	114
5. Eric Parker, 2002-06.....	105
6. Darrien Gordon, 1993-94, 96.....	103
7. James Brooks, 1981-83.....	52
8. Tim Dwight, 2001-04.....	46
9. Desmond King, 2017-20.....	45
Eric Metcalf, 1997.....	45

## SEASONS

1. David Binn, 1994-2010.....	17
2. Philip Rivers, 2004-16.....	16
Antonio Gates, 2003-18.....	16
3. Dan Fouts, 1973-87.....	15
Russ Washington, 1968-82.....	15
6. Doug Wilkerson, 1971-84.....	14
Don Macek, 1976-89.....	14
8. Mike Scifres, 2003-15.....	13
Junior Seau, 1990-2002.....	13
10. Jamal Williams, 1998-2009.....	12

## GAMES PLAYED

1. David Binn, 1994-2010.....	256
2. Antonio Gates, 2003-18.....	236
3. Philip Rivers, 2004-19.....	228
4. Junior Seau, 1990-2002.....	200
Russ Washington, 1968-82.....	200
6. Mike Scifres, 2003-15.....	195
Doug Wilkerson, 1971-84.....	195
8. Dan Fouts, 1973-87.....	181
9. Quentin Jammer, 2002-12.....	172
Charlie Joiner, 1976-86.....	164
Woodrow Lowe, 1976-86.....	164

# SINGLE-SEASON TOP-10

## RUSHING YARDS

1. LaDainian Tomlinson, 2006	1,815
2. LaDainian Tomlinson, 2002	1,683
3. LaDainian Tomlinson, 2003	1,645
4. LaDainian Tomlinson, 2007	1,474
5. LaDainian Tomlinson, 2005	1,462
6. Natrone Means, 1994	1,350
7. LaDainian Tomlinson, 2004	1,335
8. Ryan Mathews, 2013	1,255
9. LaDainian Tomlinson, 2001	1,236
10. Marion Butts, 1990	1,225

## RUSHING TOUCHDOWNS

1. LaDainian Tomlinson, 2006	28
2. Chuck Muncie, 1981	19
3. LaDainian Tomlinson, 2005	18
4. LaDainian Tomlinson, 2004	17
5. LaDainian Tomlinson, 2007	15
6. LaDainian Tomlinson, 2002	14
7. Austin Ekeler, 2022	13
LaDainian Tomlinson, 2003	13
8. Austin Ekeler, 2021	12
LaDainian Tomlinson, 2009	12
Natrone Means, 1994	12
Chuck Muncie, 1983	12
Clarence Williams, 1979	12

## RUSHING ATTEMPTS

1. LaDainian Tomlinson, 2002	372
2. LaDainian Tomlinson, 2006	348
3. Natrone Means, 1994	343
4. LaDainian Tomlinson, 2005	339
LaDainian Tomlinson, 2004	339
LaDainian Tomlinson, 2001	339
7. LaDainian Tomlinson, 2007	315
8. LaDainian Tomlinson, 2003	313
9. Earnest Jackson, 1984	296
10. LaDainian Tomlinson, 2008	292

## TOTAL YARDS FROM SCRIMMAGE

1. LaDainian Tomlinson, 2003	2,370
2. LaDainian Tomlinson, 2006	2,323
3. LaDainian Tomlinson, 2002	2,172
4. LaDainian Tomlinson, 2007	1,949
5. LaDainian Tomlinson, 2005	1,832
6. LaDainian Tomlinson, 2004	1,776
7. Austin Ekeler, 2022	1,637
8. LaDainian Tomlinson, 2001	1,603
9. Lance Alworth, 1965	1,590
10. Natrone Means, 1994	1,585

## PASSING YARDS

1. Justin Herbert, 2021	5,014
2. Dan Fouts, 1981	4,802
3. Philip Rivers, 2015	4,792
4. Justin Herbert, 2022	4,739
5. Dan Fouts, 1980	4,715
6. Philip Rivers, 2010	4,710
7. Philip Rivers, 2011	4,624
8. Philip Rivers, 2019	4,615
9. Philip Rivers, 2017	4,515
10. Philip Rivers, 2013	4,478

## TOUCHDOWN PASSES

1. Justin Herbert, 2021	38
2. Philip Rivers, 2008	34
Philip Rivers, 2016	33
Dan Fouts, 1981	33
5. Philip Rivers, 2018	32
Philip Rivers, 2013	32
7. Justin Herbert, 2020	31
Philip Rivers, 2014	31
9. Philip Rivers, 2010	30
Dan Fouts, 1980	30

## PASS ATTEMPTS

1. Justin Herbert, 2022	699
2. Justin Herbert, 2021	672
3. Philip Rivers, 2015	661
4. Dan Fouts, 1981	609
5. Justin Herbert, 2020	595
6. Philip Rivers, 2019	591
7. Dan Fouts, 1980	589
8. Philip Rivers, 2011	582
9. Philip Rivers, 2016	578
10. Philip Rivers, 2017	575

## PASS COMPLETIONS

1. Justin Herbert, 2022	477
2. Justin Herbert, 2021	443
3. Philip Rivers, 2015	437
4. Justin Herbert, 2020	396
5. Philip Rivers, 2019	390
6. Philip Rivers, 2014	379
7. Philip Rivers, 2013	378
8. Philip Rivers, 2011	366
9. Dan Fouts, 1981	360
Philip Rivers, 2017	360

## PASSES INTERCEPTED

1. John Hadl, 1968	32
2. John Hadl, 1972	26
3. John Hadl, 1971	25
Jack Kemp, 1960	25
5. Dan Fouts, 1980	24
Dan Fouts, 1979	24
John Hadl, 1962	24
8. Dan Fouts, 1986	22
John Hadl, 1967	22
Jack Kemp, 1961	22

## RECEIVING YARDS

1. Lance Alworth, 1965	1,602
2. Keenan Allen, 2017	1,393
3. Lance Alworth, 1966	1,383
4. John Jefferson, 1980	1,340
5. Lance Alworth, 1968	1,312
6. Kellen Winslow, 1980	1,290
7. Anthony Miller, 1989	1,252
8. Keenan Allen, 2023	1,243
9. Lance Alworth, 1964	1,235
10. Tony Martin, 1995	1,224

## RECEIVING TOUCHDOWNS

1. Tony Martin, 1996	14
Lance Alworth, 1965	14
3. Antonio Gates, 2004	13
John Jefferson, 1980	13
John Jefferson, 1978	13
Lance Alworth, 1966	13
Lance Alworth, 1964	13
8. Antonio Gates, 2014	12
Gary Garrison, 1970	12
10. Lance Alworth, 1963	11

## RECEPTIONS

1. Keenan Allen, 2023	108
2. Austin Ekeler, 2022	107
3. Keenan Allen, 2021	106
4. Keenan Allen, 2019	104
5. Keenan Allen, 2017	102
6. Keenan Allen, 2020	100
LaDainian Tomlinson, 2003	100
8. Keenan Allen, 2018	97
9. Austin Ekeler, 2019	92
10. Tony Martin, 1995	90

## QUARTERBACK SACKS (since 1982)

1. Khalil Mack, 2023	17.0
Shawne Merriman, 2006	17.0
Leslie O'Neal, 1992	17.0
4. Lee Williams, 1986	15.0
5. Lee Williams, 1989	14.0
6. Leslie O'Neal, 1990	13.5
7. Marcellus Wiley, 2001	13.0
8. Joey Bosa, 2017	12.5
Shawne Merriman, 2007	12.5
Leslie O'Neal, 1995	12.5
Leslie O'Neal, 1994	12.5
Leslie O'Neal, 1989	12.5
Leslie O'Neal, 1986	12.5

## INTERCEPTIONS

1. Antonio Cromartie, 2007	10
2. Charlie McNeil, 1961	9
3. Ryan McNeil, 2001	8
Dick Harris, 1963	8
Claude Gibson, 1962	8
Bob Zeman, 1961	8
7. Casey Hayward, 2016	7
Eric Weddle, 2011	7
Darren Carrington, 1993	7
Gill Byrd, 1990	7
Gill Byrd, 1989	7
Gill Byrd, 1988	7
Danny Walters, 1983	7
Bryant Salter, 1972	7
Jim Hill, 1969	7
Leslie "Speedy" Duncan, 1966	7
Bud Whitehead, 1965	7
Dick Harris, 1961	7

## INTERCEPTION RETURN YARDS

1. Charlie McNeil, 1961	349
2. Stanley Richard, 1994	224
3. Vencie Glenn, 1987	166
4. Gill Byrd, 1984	157
5. Jeff Dale, 1986	153
6. Darren Carrington, 1992	152
7. Bob Laraba, 1961	151
8. Woodrow Lowe, 1979	150
9. Antonio Cromartie, 2007	144
10. Dick Harris, 1961	140

## INTERCEPTION TOUCHDOWNS

1. Dick Harris, 1961	3
2. Demorrio Williams, 2012	2
Clinton Hart, 2005	2
Stanley Richard, 1994	2
Gill Byrd, 1984	2
Woodrow Lowe, 1979	2
Kenny Graham, 1969	2
Joe Beauchamp, 1968	2
Bob Laraba, 1961	2
Charlie McNeil, 1961	2

## TOUCHDOWNS SCORED

1. LaDainian Tomlinson, 2006	31
2. Austin Ekeler, 2021	20
LaDainian Tomlinson, 2005	20
4. Chuck Muncie, 1981	19
5. Austin Ekeler, 2022	18
LaDainian Tomlinson, 2007	18
LaDainian Tomlinson, 2004	18
8. LaDainian Tomlinson, 2003	17
9. LaDainian Tomlinson, 2002	15
Lance Alworth, 1964	15

## POINTS SCORED

1.	LaDainian Tomlinson, 2006	186
2.	Nate Kaeding, 2009	146
3.	Nick Novak, 2013	144
4.	Nate Kaeding, 2006	136
5.	John Carney, 1994	135
6.	Cameron Dicker, 2023	128
7.	Nate Kaeding, 2008	127
8.	Austin Ekeler, 2021	124
	John Carney, 1993	124
10.	Nick Novak, 2011	122

## FIELD GOALS

1.	Nick Novak, 2013	34
	John Carney, 1994	34
3.	Nate Kaeding, 2009	32
4.	Cameron Dicker, 2023	31
	John Carney, 1999	31
	John Carney, 1993	31
7.	John Carney, 1996	29
8.	Nick Novak, 2011	27
	Nate Kaeding, 2008	27
10.	Josh Lambo, 2016	26
	Josh Lambo, 2015	26
	Nate Kaeding, 2006	26
	John Carney, 1998	26
	John Carney, 1992	26

## FIELD GOAL ATTEMPTS

1.	John Carney, 1993	40
2.	John Carney, 1994	38
3.	Nick Novak, 2013	37
4.	John Carney, 1999	36
	John Carney, 1996	36
	Rolf Benirschke, 1980	36
7.	Nate Kaeding, 2009	35
8.	Nick Novak, 2011	34
9.	Cameron Dicker, 2023	33
	Michael Badgley, 2020	33
10.	Josh Lambo, 2016	32
	Josh Lambo, 2015	32
	Nate Kaeding, 2008	32
	Wade Richey, 2001	32
	John Carney, 1992	32
	Dennis ParTEE, 1968	32

## KICKOFF RETURN YARDS

1.	Ronney Jenkins, 2001	1,541
2.	Ronney Jenkins, 2000	1,531
3.	Darren Sproles, 2005	1,528
4.	Andre Coleman, 1995	1,411
5.	Darren Sproles, 2008	1,376
6.	Darren Sproles, 2009	1,300
7.	Andre Coleman, 1994	1,293
8.	Darren Sproles, 2010	1,257
9.	Tim Dwight, 2004	1,222
10.	Andre Coleman, 1996	1,210

## KICKOFF RETURN TOUCHDOWNS

1.	Ronney Jenkins, 2001	2
	Andre Coleman, 1995	2
	Andre Coleman, 1994	2
4.	Andre Roberts, 2021	1
	Micheal Spurlock, 2012	1
	Richard Goodman, 2011	1
	Darren Sproles, 2008	1
	Darren Sproles, 2007	1
	Tim Dwight, 2004	1
	Ronney Jenkins, 2000	1
	Rodney Harrison, 1997	1
	Nate Lewis, 1991	1
	Anthony Miller, 1989	1
	Jamie Holland, 1988	1
	Anthony Miller, 1988	1
	Gary Anderson, 1985	1
	Keith Lincoln, 1962	1

## KICKOFF RETURNS

1.	Ronney Jenkins, 2000	67
2.	Darren Sproles, 2005	63
3.	Andre Coleman, 1995	62
4.	Ronney Jenkins, 2001	58
5.	Andre Coleman, 1996	55
6.	Darren Sproles, 2009	54
7.	Darren Sproles, 2008	53
8.	Darren Sproles, 2010	51
9.	Tim Dwight, 2004	50
	Leon Johnson, 2003	50

## PUNT RETURN YARDS

1.	Darrien Gordon, 1996	537
2.	Eric Metcalf, 1997	489
3.	Darrien Gordon, 1994	475
4.	Leslie "Speedy" Duncan, 1965	464
5.	Mike Fuller, 1979	448
6.	Mike Fuller, 1978	436
	Mike Fuller, 1976	436
8.	Leslie "Speedy" Duncan, 1967	434
9.	Mike Fuller, 1975	410
10.	Lionel James, 1987	400

## PUNT RETURN TOUCHDOWNS

1.	Eric Metcalf, 1997	3
2.	Darrien Gordon, 1994	2
	Ron Smith, 1973	2
	Leslie "Speedy" Duncan, 1965	2
5.	Derius Davis, 2023	1
	Desmond King, 2019	1
	Desmond King, 2018	1
	Travis Benjamin, 2017	1
	Micheal Spurlock, 2012	1
	Darren Sproles, 2009	1
	Darren Sproles, 2007	1
	Tim Dwight, 2001	1
	Darrien Gordon, 1996	1
	Andre Coleman, 1995	1
	Nate Lewis, 1990	1
	Kitrick Taylor, 1990	1
	Lionel James, 1987	1
	Lionel James, 1984	1
	Mike Fuller, 1977	1
	Mike Fuller, 1975	1
	Leslie "Speedy" Duncan, 1968	1
	Leslie "Speedy" Duncan, 1966	1
	Keith Lincoln, 1961	1

## PUNT RETURNS

1.	Mike Fuller, 1979	46
2.	Eric Metcalf, 1997	45
3.	Mike Fuller, 1978	39
4.	Eric Parker, 2006	37
5.	Darrien Gordon, 1996	36
	Darrien Gordon, 1994	36
	Mike Fuller, 1975	36
	Leslie "Speedy" Duncan, 1967	36
9.	Mike Fuller, 1976	33
10.	Latario Rachal, 1998	32
	Lionel James, 1987	32



# CHARGERS AND OPPONENT 10 LONGEST

## RUNS FROM SCRIMMAGE

### CHARGERS

87t Melvin Gordon, Oct. 29, 2017 at New England  
Paul Lowe, Sept. 10, 1961 at Dallas Texans  
86t Keith Lincoln, Sept. 30, 1962 at Oakland  
85t LaDainian Tomlinson, Dec. 17, 2006 vs. K.C.  
83t Michael Turner, Dec. 18, 2005 at Indianapolis  
80t Brad Hubbert, Dec. 24, 1967 vs. N.Y. Jets  
76t Keith Lincoln, Oct. 20, 1963 at Kansas City  
76 LaDainian Tomlinson, Dec. 1, 2002 vs. Den.  
75 Justin Jackson, Oct. 31, 2021 vs. New England  
74t Michael Turner, Oct. 7, 2007 at Denver

### OPPONENT

90t Colin Kaepernick, Dec. 20, 2014 at S.F.  
89t Kenny King, Oct. 12, 1980 at Oakland  
84t Damien Williams, Dec. 29, 2019 at K.C.  
81 Billy Sims, Sept. 30, 1984 vs. Detroit  
77 Napoleon Kaufman, Sept. 22, 1996 at Oak.  
75t David Montgomery, Nov. 12, 2023 vs. Detroit  
Dameon Pierce, Oct. 2, 2022 at Houston  
74t Kenneth Walker III, Oct. 23, 2022 vs. Seattle  
Jack Spikes, Sept. 10, 1961 at Dallas Texans  
71t Corey Dillon, Nov. 2, 1997 at Cincinnati

## PASS COMPLETIONS

### CHARGERS

99t S.Humphries to T.Martin, Sept. 18, 1994 at Sea.  
91t J.Kemp to K.Lincoln, Nov. 12, 1961 at Denver  
88t E.Luther to B.Duckworth, Dec. 3, 1984 vs. Chi.  
85t J.Hadl to L.Alworth, Oct. 17, 1965 at Boston  
T.Rote to L.Alworth, Oct. 6, 1963 at Denver  
84t P.Rivers to A.Ekeler, Dec. 8, 2019 at Jax.  
J.Hadl to G.Garrison, Oct. 5, 1968 at N.Y. Jets  
83t R.Leaf to J.Graham, Nov. 19, 2000 at Denver  
82t T.Rote to L.Alworth, Dec. 6, 1964 vs. N.Y. Jets  
81t P.Rivers to D.Sproles, Sept. 20, 2009 vs. Bal.  
D.Fouts to C.Joiner, Oct. 17, 1976 vs. Hou. Oilers

### OPPONENT

99t T.Green to M.Boerigter, Dec. 22, 2002 at K.C.  
98t J.Lee to W.Dewveall, Nov. 25, 1962 at Hou. Oilers  
96t J.Montana to J.Rice, Nov. 27, 1988 vs. S.F.  
93t C.Morton to S.Watson, Sept. 27, 1981 at Denver  
90t S.DeBerg to J.Birden, Nov. 18, 1990 at K.C.  
C.Davidson to D.Dorsey, Dec. 2, 1962 vs. Oak.  
89t N.O'Donnell to D.Stone, Sept. 1, 1991 at Pit.  
87t D.Carr to A.Cooper, Dec. 31, 2017 vs. Oak.  
J.Namath to D.Maynard, Nov. 24, 1968 vs. N.Y. Jets  
F.Tripucka to A.Frazier, Nov. 12, 1961 at Den.

## FIELD GOALS

### CHARGERS

59 Michael Badgley, Dec. 9, 2018 vs. Cincinnati  
57 Nate Kaeding, Dec. 21, 2008 at Tampa Bay  
55 Cameron Dicker, Nov. 6, 2023 at N.Y. Jets  
Cameron Dicker, Oct. 22, 2023 at Kansas City  
Nate Kaeding, Nov. 29, 2009 vs. Kansas City  
54 Josh Lambo, Oct. 12, 2015 vs. Pittsburgh  
Nate Kaeding, Oct. 1, 2006 at Baltimore  
John Carney, Sept. 17, 2000 at Kansas City  
John Carney, Sept. 6, 1998 vs. Buffalo  
John Carney, Nov. 10, 1991 vs. Seattle

### OPPONENT

61 Brandon McManus, Jan. 2, 2022 vs. Denver  
58 Harrison Butker, Sept. 20, 2020 vs. K.C. (OT)  
Harrison Butker, Sept. 20, 2020 vs. K.C. (OT)  
Dan Miller, Dec. 26, 1982 vs. Baltimore Colts  
56 Greg Zuerlein, Sept. 19, 2021 vs. Dallas  
Justin Tucker, Dec. 22, 2018 vs. Baltimore  
Sebastian Janikowski, Oct. 9, 2016 at Oakland  
55 Jason Sanders, Dec. 11, 2022 vs. Miami  
Daniel Carlson, Dec. 4, 2022 at Las Vegas  
Daniel Carlson, Sept. 11, 2022 vs. Las Vegas  
Jason Elam, Nov. 7, 1999 vs. Denver  
Gary Anderson, Nov. 25, 1984 at Pittsburgh  
George Blanda, Dec. 3, 1961 vs. Houston Oilers

## PUNTS

### CHARGERS

83 JK Scott, Dec. 10, 2023 vs. Denver  
82 Paul Maguire, Nov. 19, 1961 vs. Dallas Texans  
73 Dennis Partee, Oct. 17, 1971 at Denver  
72 Mike Scifres, Sept. 21, 2014 at Buffalo  
71 Mike Scifres, Nov. 10, 2011 vs. Oakland  
Mike Scifres, Oct. 1, 2006 at Baltimore  
Mike Scifres, Dec. 4, 2005 vs. Oakland  
Maury Buford, Sept. 12, 1982 at Denver  
John Hadl, Nov. 8, 1964 at Denver  
70 Mike Scifres, Nov. 25, 2007 vs. Baltimore

### OPPONENT

81 Dustin Colquitt, Dec. 2, 2007 at Kansas City  
79 Drew Butler, Dec. 9, 2012 at Pittsburgh  
77 Greg Montgomery, Sept. 19, 1993 vs. Hou. Oilers  
75 Kevin Huber, Dec. 1, 2013 vs. Cincinnati  
74 Tommy Townsend, Sept. 15, 2022 at Kansas City  
Bob Grupp, Nov. 4, 1979 at Kansas City  
73 Shane Lechler, Sept. 28, 2003 vs. Oakland  
72 Ryan Plackemeier, Dec. 24, 2006 at Seattle  
Chris Gardocki, Oct. 26, 1997 vs. Indianapolis  
Bob Scarpitto, Oct. 22, 1967 at Denver  
Jerrel Wilson, Sept. 29, 1963 vs. Kansas City

## INTERCEPTION RETURNS

### CHARGERS

103t Vencie Glenn, Nov. 29, 1987 vs. Denver  
102t Donald Frank, Oct. 31, 1993 at L.A. Raiders  
100t Leslie "Speedy" Duncan, Oct. 15, 1967 vs. K.C.  
99t Shaun Gayle, Dec. 23, 1995 at N.Y. Giants  
Stanley Richard, Sept. 4, 1994 at Denver  
Gill Byrd, Oct. 4, 1984 at Kansas City  
90t Desmond King, Nov. 23, 2017 at Dallas  
Jahleel Addae, Jan. 1, 2017 vs. Kansas City  
86 Trevor Williams, Sept. 30, 2018 vs. S.F.  
83t Willie Clark, Sept. 22, 1996 at Oakland

### OPPONENT

102t Louis Breedon, Nov. 8, 1981 vs. Cincinnati  
99t Jaylen Watson, Sept. 15, 2022 at Kansas City  
Janoris Jenkins, Nov. 23, 2014 vs. St. Louis  
Kevin Ross, Sept. 6, 1992 vs. Kansas City  
96t Ray Griffin, Nov. 11, 1979 at Cincinnati  
Bashaud Breeland, Dec. 10, 2017 vs. Was.  
91t Chad Greenway, Sept. 27, 2015 at Minnesota  
Fred Williamson, Sept. 30, 1962 at Oakland  
90t Leroy Butler, Sept. 15, 1996 at Green Bay  
Deion Sanders, Dec. 11, 1994 vs. S.F.  
87t Mark McMillian, Dec. 14, 1997 vs. K.C.

## KICKOFF RETURNS

### CHARGERS

105t Richard Goodman, Jan. 1, 2012 at Oakland  
103t Darren Sproles, Sept. 14, 2008 at Denver  
Keith Lincoln, Sept. 16, 1962 vs. Titans of N.Y.  
101t Andre Roberts, Jan. 2, 2022 vs. Denver  
99t Micheal Spurlock, Dec. 30, 2012 vs. Oakland  
98t Gary Anderson, Nov. 17, 1985 at Denver  
95t Nate Lewis, Nov. 17, 1991 vs. New Orleans  
94t Jamie Holland, Dec. 18, 1988 vs. Kansas City  
93t Ronney Jenkins, Nov. 18, 2001 at Oakland  
Ronney Jenkins, Sept. 10, 2000 vs. N.O.  
Anthony Miller, Nov. 20, 1988 at L.A. Rams

### OPPONENT

104t Mecole Hardman, Dec. 29, 2019 at K.C.  
Ira Mathews, Oct. 25, 1979 at Oakland  
103t Percy Harvin, Sept. 11, 2011 vs. Minnesota  
101t Leon Washington, Sept. 26, 2010 at Seattle  
Brian Mitchell, Dec. 6, 1998 at Washington  
99t Leon Washington, Sept. 26, 2010 at Seattle  
Byron Hanspard, Dec. 7, 1997 vs. Atlanta  
98t Will Blackwell, Dec. 24, 2000 vs. Pittsburgh  
97t Cassius Vaughn, Jan. 2, 2011 at Denver  
Tim Brown, Sept. 4, 1988 at L.A. Raiders

## PUNT RETURNS

### CHARGERS

95t Leslie "Speedy" Duncan, Nov. 24, 1968 vs. NYJ  
90t Darrien Gordon, Sept. 25, 1994 at L.A. Raiders  
88t Andre Coleman, Sept. 17, 1995 at Philadelphia  
Mike Fuller, Oct. 9, 1977 at New Orleans  
87t Derius Davis, Nov. 6, 2023 at N.Y. Jets  
85t Eric Metcalf, Nov. 2, 1997 at Cincinnati  
84t Tim Dwight, Sept. 9, 2001 vs. Washington  
Ron Smith, Nov. 18, 1973 vs. New Orleans  
83t Eric Metcalf, Nov. 30, 1997 vs. Denver  
82t Paul Lowe, Oct. 7, 1961 at Boston

### OPPONENT

95t Tyreek Hill, Jan. 1, 2017 vs. Kansas City  
94t Dexter McCluster, Sept. 13, 2010 at K.C.  
92t Rick Upchurch, Oct. 3, 1976 at Denver  
91t Tyreek Hill, Sept. 9, 2018 vs. Kansas City  
86t Tamarick Vanover, Oct. 9, 1995 at Kansas City  
82t George Atkinson, Oct. 13, 1968 at Oakland  
82 Ray Buchanan, Nov. 3, 1996 at Indianapolis  
81 Dennis Northcutt, Nov. 5, 2006 vs. Cleveland  
80t Phillip Buchanon, Dec. 28, 2003 vs. Oakland  
79t Lemar Parrish, Dec. 6, 1970 vs. Cincinnati

## FUMBLE RETURNS

### CHARGERS

86t Eric Weddle, Nov. 30, 2008 vs. Atlanta  
82t Donnie Edwards, Nov. 10, 2002 at St. Louis  
81t Vencie Glenn, Oct. 22, 1989 vs. N.Y. Giants  
79t Marlon McCree, Oct. 29, 2006 vs. St. Louis  
78t Paul Bradford, Nov. 23, 1997 at San Francisco  
75t Keith Browner (25 yds.) lateral to  
Sam Seale(50 yds.), Nov. 20, 1988  
at L.A. Rams  
61t Tevaughn Campbell, Dec. 5, 2021 at Cincinnati  
Caraun Reid, Sept. 25, 2016 at Indianapolis  
58t Rick Redman, Oct. 2, 1966 vs. Miami  
53t Darrell Stuckey, Dec. 7, 2014 vs. New England  
53 Henry Rolling, Oct. 6, 1991 at L.A. Raiders

### OPPONENT

97t Mike Edwards, Jan. 7, 2024 vs. Kansas City  
68 A.J. Duhe, Oct. 15, 1978 vs. Miami  
65t Tony Carter, Oct. 15, 2012 vs. Denver  
64t Tyvon Branch, Oct. 10, 2010 at Oakland  
63t Joey Browner, Sept. 2, 1984 at Minnesota  
63 Rob Ninkovich, Oct. 24, 2010 vs. N.E.  
62 Carlton Gray, Oct. 27, 1996 at Seattle  
59t George Atkinson, Nov. 25, 1973 at Oakland  
57t Tyreek Hill, Dec. 11, 2022 vs. Miami  
56t Ifeadi Odenigbo, Dec. 15, 2019 vs. Minnesota

## BLOCKED PUNT RETURNS

### CHARGERS

35t Bob Zeman, Oct. 7, 1961 at Boston  
21t Derrie Nelson, Nov. 13, 1983 vs. Dallas  
19 Pete Lazetich, Sept. 24, 1972 vs. Denver  
5 Gene Selawski, Oct. 22, 1961 at Oakland  
4 Wayne Davis, Nov. 17, 1985 at Denver  
3 Steve Heiden, Dec. 17, 2000 at Carolina  
0t Jacob Hester, Oct. 25, 2009 at Kansas City  
Darryll Lewis, Sept. 26, 1999 vs. Indianapolis  
0s Carlos Polk, Sept. 22, 2002 at Arizona  
0 Corey Lynch, Sept. 10, 2012 at Oakland

### OPPONENT

37t Frank Warren, Nov. 17, 1991 vs. New Orleans  
29t Adam Hayward, Nov. 11, 2012 at Tampa Bay  
16 Randy McClanahan, Sept. 18, 1977 at Oak.  
15 Walt Landers, Sept. 24, 1978 vs. Green Bay  
14 Glen Cadrez, Oct. 13, 2002 vs. Kansas City  
9 Tyrone Braxton, Oct. 2, 1988 vs. Denver  
5t Hiram Eugene, Oct. 10, 2010 at Oakland  
2t Jerry Robinson, Nov. 20, 1986 vs. L.A. Raiders  
0s Nick Schommer, Oct. 31, 2010 vs. Tennessee  
Rock Cartwright, Oct. 10, 2010 at Oakland

## BLOCKED FIELD GOAL RETURNS

### CHARGERS

72t Leslie "Speedy" Duncan, Nov. 23, 1967 vs. Den.  
35 Tom Day, Oct. 15, 1967 vs. Kansas City  
28 Jim Tolbert, Nov. 15, 1971 vs. St. Louis  
27 Kenny Graham, Nov. 15, 1964 at Kansas City  
25 Jeff Staggs, Oct. 25, 1970 vs. Houston Oilers

### OPPONENT

66 Tommy Casanova, Sept. 22, 1974 at Cin.  
65t Matt Ware, Oct. 23, 2005 at Philadelphia  
60 Louis Wright, Nov. 17, 1985 at Denver  
54t Doug Evans, Dec. 17, 2000 at Carolina  
44t Devin McCourty, Dec. 6, 2020 vs. N.E.  
42t Ray McElroy, Oct. 26, 1997 vs. Indianapolis  
28 John Barmlett, Nov. 27, 1966 vs. Denver  
17 Charlie West, Dec. 5, 1971 vs. Minnesota  
Mike Statton, Oct. 1, 1967 vs. Buffalo  
16 Daniel Thomas, Oct. 25, 2020 vs. Jax.  
Fletcher Smith, Oct. 15, 1967 vs. Kansas City

## MISSED FIELD GOAL RETURNS

### CHARGERS

109t Antonio Cromartie, Nov. 4, 2007 at Min.

# INDIVIDUAL POSTSEASON RECORDS

\*NFL Record

## SCORING

### Most Points, Career

- 42 Nate Kaeding, 2004-09
- 37 Rolf Benirschke, 1977-86
- 30 John Carney, 1990-2000

### Most Points, Game

- 15 Michael Badgley, AFC Wild Card, Jan. 6, 2019, at Baltimore
- 12 (10x) Last: Cameron Dicker and Austin Ekeler, AFC Wild Card, Jan. 14, 2023 at Jax.
- 11 Rolf Benirschke, AFC Divisional, Jan. 2, 1982 at Miami

### Most Touchdowns, Career

- 4 Darren Sproles, 2005-09
- LaDainian Tomlinson, 2001-09
- Kellen Winslow, 1979-87
- Charlie Joiner, 1976-86
- 3 (4x) Last: Keenan Allen, 2013-22
- 2 (8x) Last: Austin Ekeler, 2017-22

### Most Touchdowns, Game

- 2 (8x) Last: Austin Ekeler, AFC Wild Card Jan. 14, 2023 at Jacksonville
- 1 (53x) Last: Gerald Everett, AFC Wild Card Jan. 14, 2023 at Jacksonville

### Most Points After Touchdown, Career

- 18 Nate Kaeding, 2004-09
- 16 Rolf Benirschke, 1977-86
- 9 John Carney, 1990-2000

### Most Points After Touchdown, Game

- 6 George Blair, AFL Championship, Jan. 5, 1964 vs. Boston
- 5 Rolf Benirschke, AFC Divisional, Jan. 2, 1982 at Miami
- 4 (2x) Last: Nate Kaeding, AFC Divisional, Jan. 13, 2008 at Indianapolis

### Most Two-Point Conversions, Game

- 1 (4x) Last: Keenan Allen, AFC Divisional, Jan. 13, 2019 at New England

## FIELD GOALS

### Most, Career

- 8 Nate Kaeding, 2004-09
- 7 John Carney, 1990-2000
- Rolf Benirschke, 1977-86
- 5 Michael Badgley, 2018-20

### Most, Game

- 5 Michael Badgley, AFC Wild Card, Jan. 6, 2019 at Baltimore
- 4 Nate Kaeding, AFC Championship, Jan. 20, 2008 at New England
- 3 Cameron Dicker, AFC Wild Card, Jan. 14, 2023 at Jacksonville
- Ben Agajanian, AFL Championship, Jan. 1, 1961 vs. Houston Oilers

### Longest

- 54 John Carney, AFC Wild Card, Dec. 31, 1995 vs. Indianapolis
- 53 Michael Badgley, AFC Wild Card, Jan. 6, 2019 at Baltimore
- 50 Cameron Dicker, AFC Wild Card, Jan. 14, 2023 at Jacksonville

## RUSHING

### Most Attempts, Career

- 110 Chuck Muncie, 1980-84
- 96 LaDainian Tomlinson, 2001-09
- 63 Natrone Means, 1993-95, 98-99

### Most Attempts, Game

- 26 LaDainian Tomlinson, AFC Wild Card, Jan. 8, 2005 vs. New York Jets
- 25 Chuck Muncie, AFC First Round, Jan. 9, 1983 at Pittsburgh
- 24 Natrone Means, AFC Divisional, Jan. 8, 1995 vs. Miami
- Chuck Muncie, AFC Divisional, Jan. 2, 1982 at Miami

### Most Yards, Career

- 516 Chuck Muncie, 1980-84
- 380 Paul Lowe, 1960-68
- 327 LaDainian Tomlinson, 2001-09

### Most Yards, Game

- 206 Keith Lincoln, AFL Championship, Jan. 5, 1964 vs. Boston
- 165 Paul Lowe, AFL Championship, Jan. 1, 1961 at Houston Oilers
- 139 Natrone Means, AFC Divisional, Jan. 8, 1995 vs. Miami

### Most Touchdowns, Career

- 4 LaDainian Tomlinson, 2001-09
- 3 Chuck Muncie, 1980-84
- 2 (6x) Last: Austin Ekeler, 2017-22

### Most Touchdowns, Game

- 2 Austin Ekeler, AFC Wild Card, Jan. 14, 2023 at Jacksonville
- Darren Sproles, AFC Wild Card, Jan. 3, 2009 vs. Indianapolis
- LaDainian Tomlinson, AFC Divisional, Jan. 14, 2007 vs. New England
- 1 (24x) Last: Melvin Gordon, AFC Divisional, Jan. 13, 2019 at New England

### Longest Run

- 67t Keith Lincoln, AFL Championship, Jan. 5, 1964 vs. Boston
- 58t Ronnie Brown, AFC Wild Card, Jan. 5, 2014 at Cincinnati
- Paul Lowe, AFL Championship, Jan. 5, 1964 vs. Boston
- 56t Keith Lincoln, AFL Championship, Jan. 5, 1964 vs. Boston

## PASSING

### Most Attempts, Career

- 355 Philip Rivers 2004-19
- 286 Dan Fouts 1973-87
- 228 Stan Humphries 1992-97

### Most Completions, Career

- 211 Philip Rivers, 2004-19
- 159 Dan Fouts, 1973-1987
- 118 Stan Humphries, 1992-97

### Highest Completion Pct., Career (min. 40 att.)

- 73.8 Drew Brees, 2001-04
- 59.4 Philip Rivers, 2004-19
- 58.1 Justin Herbert, 2020-22

### Most Attempts, Game

- 53 Dan Fouts, AFC Divisional, Jan. 2, 1982 at Miami (OT)
- 51 Philip Rivers, AFC Divisional, Jan. 13, 2019 at New England
- 49 Stan Humphries, Super Bowl XXIX, Jan. 29, 1995 vs. San Francisco

### Most Completions, Game

- 33 Dan Fouts, AFC Divisional, Jan. 2, 1982 at Miami (OT)
- 31 Drew Brees, AFC Wild Card, Jan. 8, 2005 vs. New York Jets
- 28 Stan Humphries, AFC Wild Card, Dec. 31, 1995 vs. Indianapolis

### Highest Completion Pct, Game (min. 10 att.)

- 75.0 Philip Rivers, AFC Wild Card, Jan. 5, 2014 at Cincinnati
- 73.8 Drew Brees, AFC Wild Card, Jan. 8, 2005 vs. New York Jets
- 73.7 Philip Rivers, AFC Divisional, Jan. 13, 2008 at Indianapolis

### Most Yards, Career

- 2,656 Philip Rivers, 2004-19
- 2,125 Dan Fouts, 1973-87
- 1,347 Stan Humphries, 1992-97

### Most Yards, Game

- 433 Dan Fouts, AFC Divisional, Jan. 2, 1982 at Miami (OT)
- 336 Dan Fouts, AFC Championship, Jan. 11, 1981 vs. Oakland
- 333 Dan Fouts, AFC First Round, Jan. 9, 1983 at Pittsburgh

### Most Touchdowns, Career

- 14 Philip Rivers, 2004-19
- 12 Dan Fouts, 1973-87
- 6 Stan Humphries, 1992-97

### Most Touchdowns, Game

- 3 (5x) Last: Philip Rivers, AFC Divisional, Jan. 13, 2019 at New England
- 2 (6x) Last: Philip Rivers, AFC Divisional, Jan. 12, 2014 at Denver
- 1 (10x) Last: Justin Herbert, AFC Wild Card, Jan. 14, 2023 at Jacksonville

### Highest Passer Rating, Career (min. 40 att.)

- 101.2 Drew Brees, 2001-04
- 84.7 Justin Herbert, 2020-22
- 84.2 Philip Rivers, 2004-19

### Highest Passer Rating, Game (min. 10 att.)

- 145.3 Tobin Rote, AFL Championship, Jan. 5, 1964 vs. Boston
- 133.2 Philip Rivers, AFC Divisional, Jan. 13, 2008 at Indianapolis
- 132.1 John Hadl, AFL Championship, Jan. 5, 1964 vs. Boston

### Most Games 300 Yards or More, Career

- 5 Dan Fouts, 1973-87
- 2 Philip Rivers, 2004-19
- 1 Drew Brees, 2001-04

### Most Games 400 Yards or More, Career

- 1 Dan Fouts, 1973-87

### Longest Completion

- 62t Philip Rivers, AFC Divisional, Jan. 11, 2009 at Pittsburgh
- 58 Philip Rivers, AFC Divisional, Jan. 14, 2007 vs. New England
- 56t Philip Rivers, AFC Divisional, Jan. 13, 2008 at Indianapolis

### Most Interceptions, Career

- 16 Dan Fouts, 1973-87
- 13 Stan Humphries, 1992-97
- 10 Philip Rivers, 2004-19

### Most Interceptions, Game

- 5 Dan Fouts, AFC Second Round, Jan. 16, 1983 at Miami
- Dan Fouts, AFC Divisional, Dec. 29, 1979 vs. Houston Oilers
- 4 (3x) Last: Stan Humphries, AFC Wild Card, Dec. 31, 1995 vs. Indianapolis
- 2 (9x) Last: Philip Rivers, AFC Divisional, Jan. 17, 2010 vs. New York Jets



## RECEIVING

### Most Receptions, Career

- 51 Antonio Gates, 2003-18
- 39 Ronnie Harmon, 1990-95
- 30 Charlie Joiner, 1976-86

### Most Receptions, Game

- 13 Kellen Winslow, AFC Divisional, Jan. 2, 1982 at Miami (OT)
- 10 Ronnie Harmon, AFC Wild Card, Dec. 31, 1995 vs. Indianapolis
- 9 (4x) Last: Eric Parker, AFC Wild Card, Jan. 8, 2005 vs. New York Jets

### Most Yards, Career

- 540 Antonio Gates, 2003-18
- 539 Charlie Joiner, 1976-86
- 503 Vincent Jackson, 2005-09

### Most Yards, Game

- 166 Kellen Winslow, AFC Divisional, Jan. 2, 1982 at Miami (OT)
- 142 Keenan Allen, AFC Divisional, Jan. 12, 2014 at Denver
- 133 Ronnie Harmon, AFC Wild Card, Dec. 31, 1995 vs. Indianapolis

### Most Touchdowns, Career

- 4 Kellen Winslow, 1979-87
- Charlie Joiner, 1976-86
- 3 Keenan Allen, 2013-22
- Vincent Jackson, 2005-11
- 2 (5x) Last: Antonio Gates, 2003-18

### Most Touchdowns, Game

- 2 (4x) Last: Keenan Allen, AFC Divisional, Jan. 12, 2014 at Denver
- 1 (31x) Last: Gerald Everett, AFC Wild Card, Jan. 14, 2023 at Jacksonville

## SCRIMMAGE YARDS

### Most, Career

- 644 Chuck Muncie, 1980-84
- 540 Antonio Gates, 2003-18
- 539 Charlie Joiner, 1976-86

### Most, Game

- 329 Keith Lincoln, AFL Championship, Jan. 5, 1964 vs. Boston
- 187 LaDainian Tomlinson, AFC Divisional, Jan. 14, 2007 vs. New England
- 170 Paul Lowe, AFL Championship, Jan. 1, 1961 at Houston Oilers

## INTERCEPTIONS

### Most Interceptions, Career

- 3 Asante Samuel, 2020-22
- Drayton Florence, 2003-07
- Glen Edwards, 1978-81
- 2 (5x) Last: Quentin Jammer, 2002-09
- 1 (21x) Last: Drue Tranquill, 2019-22

### Most Interceptions, Game

- 3 Asante Samuel, AFC Wild Card Jan. 14, 2023 at Jacksonville
- 2 (4x) Last: Glen Edwards, AFC Divisional, Jan. 3, 1981 vs. Buffalo
- 1 (29x) Last: Drue Tranquill, AFC Wild Card, Jan. 14, 2023 at Jacksonville

### Most Interception Return Yards, Career

- 62 Glen Edwards, 1978-81
- 45 Bud Whitehead, 1961-68
- 40 Darren Carrington, 1991-94

### Most Interception Return Yards, Game

- 45 Bud Whitehead, AFL Championship Dec. 24, 1961 vs. Houston Oilers
- 40 Darren Carrington, AFC Wild Card, Jan. 12, 1993 vs. Kansas City
- 35 Bruce Laird, AFC First Round, Jan. 9, 1983 at Pittsburgh
- Glen Edwards, AFC Divisional, Jan. 2, 1982 at Miami (OT)

## Longest Interception Return

- 40 Darren Carrington, AFC Wild Card, Jan. 12, 1993 vs. Kansas City
- 30 Shareece Wright, AFC Wild Card, Jan. 5, 2014 at Cincinnati
- Antonio Cromartie, AFC Divisional, Jan. 13, 2008 at Indianapolis
- 24 Quentin Jammer, AFC Divisional, Jan. 17, 2010 vs. New York Jets

## SACKS

### Most, Career (since 1982)

- 3.0 Shawn Lee, 1992-95
- 2.5 Leslie O'Neal, 1992-95
- 2.0 Melvin Ingram, 2012-20
- Eric Weddle, 2007-15
- Luis Castillo, 2005-11
- Shawne Merriman, 2005-10
- Raylee Johnson, 1993-2003
- Burt Grossman, 1989-93

### Most, Game (since 1982)

- 2.5 Leslie O'Neal, AFC Wild Card, Jan. 2, 1993 vs. Kansas City
- 2.0 (6x) Last: Melvin Ingram, AFC Wild Card, Jan. 6, 2019 at Baltimore
- 1.5 Steve Foley, AFC Wild Card, Jan. 8, 2005 vs. New York Jets

## PUNTING

### Most Punts, Career

- 52 Mike Scifres, 2003-13
- 13 John Kidd, 1990-94
- 11 Donnie Jones, 2018
- Bryan Wagner, 1994

### Most Punts, Game

- 7 Mike Scifres, AFC Divisional, Jan. 14, 2007 vs. New England
- John Kidd, AFC Divisional, Jan. 10, 1993 at Miami
- 6 (7x) Last: Donnie Jones, AFC Divisional, Jan. 13, 2019 at New England
- 5 (7x) Last: JK Scott, AFC Wild Card, Jan. 14, 2023 at Jacksonville

### Most Yards, Career

- 2,330 Mike Scifres, 2003-13
- 587 John Kidd, 1990-94
- 474 Bryan Wagner, 1994

### Most Yards, Game

- 324 John Kidd, AFC Divisional, Jan. 10, 1993 at Miami
- 316 Mike Scifres, AFC Wild Card, Jan. 3, 2009 vs. Indianapolis (OT)
- 297 Mike Scifres, AFC Wild Card, Jan. 17, 2010 vs. New York Jets

### Longest Punt

- 67 Mike Scifres, AFC Wild Card, Jan. 3, 2009 vs. Indianapolis (OT)
- 66 Mike Scifres, AFC Divisional, Jan. 13, 2008 at Indianapolis
- 65 Darren Bennett, AFC Wild Card, Dec. 31, 1995 vs. Indianapolis

### Highest, Career (minimum 4 punts)

- 45.2 John Kidd, 1990-94
- 44.8 Mike Scifres, 2003-13
- 43.9 John Hadl, 1962-72

### Highest, Game (minimum 2 punts)

- 59.0 Mike Scifres, AFC Divisional, Jan. 13, 2008 at Indianapolis
- 54.5 Darren Bennett, AFC Wild Card, Dec. 31, 1995 vs. Indianapolis
- 52.7 Mike Scifres, AFC Wild Card, Jan. 3, 2009 vs. Indianapolis (OT)

## PUNT RETURNS

### Most Returns, Career

- 12 Darren Sproles, 2005-09
- 8 Mike Fuller, 1975-80
- 7 Eric Parker, 2002-06

### Most Returns, Game

- 5 Eric Parker, AFC Divisional, Jan. 14, 2007 vs. New England
- 4 (2x) Last: Desmond King, AFC Wild Card, Jan. 6, 2019 at Baltimore
- 3 (6x) Last: Darren Sproles, AFC Wild Card, Jan. 3, 2009 vs. Indianapolis (OT)

### Most Yards, Career

- 107 Darren Sproles, 2005-09
- 99 Mike Fuller, 1975-80
- 63 Wes Chandler, 1981-87

### Most Yards, Game

- 72 Darren Sproles, AFC Wild Card, Jan. 3, 2009 vs. Indianapolis (OT)
- 56 Wes Chandler, AFC Divisional, Jan. 2, 1982 at Miami (OT)
- 46 Desmond King, AFC Wild Card, Jan. 6, 2019 at Baltimore

### Longest Return

- 56t Wes Chandler, AFC Divisional, Jan. 2, 1982 at Miami (OT)
- 33 Desmond King, AFC Wild Card, Jan. 6, 2019 at Baltimore

### Most Touchdowns, Career

- 1 Wes Chandler, 1981-87

## KICKOFF RETURNS

### Most Returns, Career

- 21 Darren Sproles, 2005-09
- 19 Andre Coleman, 1994-96
- 17 James Brooks, 1981-83

### Most Returns, Game

- 8 Andre Coleman, Super Bowl XXIX, Jan. 29, 1995 vs. San Francisco
- 6 Andre Coleman, AFC Wild Card, Dec. 31, 1995 vs. Indianapolis
- 5 (6x) Last: Desmond King, AFC Divisional, Jan. 13, 2019 at New England

### Most Yards, Career

- 537 Darren Sproles, 2005-09
- 483 Andre Coleman, 1994-96
- 283 James Brooks, 1981-83

### Most Yards, Game

- 244 Andre Coleman, Super Bowl XXIX, Jan. 29, 1995 vs. San Francisco
- 164 Darren Sproles, AFC Divisional, Jan. 11, 2009 at Pittsburgh
- 147 Leslie "Speedy" Duncan, AFL Championship, Dec. 26, 1964 at Buffalo

### Longest Return

- 98t Andre Coleman, Super Bowl XXIX, Jan. 29, 1995 vs. San Francisco
- 72 Desmond King, AFC Wild Card, Jan. 6, 2019 at Baltimore
- 63 Darren Sproles, AFC Divisional, Jan. 11, 2009 at Pittsburgh

### Most Touchdowns, Career

- 1 Andre Coleman, 1994-96

## SERVICE

### Most Games

- 12 Antonio Gates, 2003-18
- David Binn, 1994-2010
- 11 Philip Rivers, 2004-19
- 10 Nick Hardwick, 2004-13
- Mike Scifres, 2004-13

# TEAM POSTSEASON RECORDS

\*NFL Record

## POINTS

### Most, Quarter

- 24 AFC Divisional, Jan. 2, 1982 at Miami (1st Q)
- 21 AFL Championship, Jan. 5, 1964 vs. Boston (1st Q)
- 17 AFC Wild Card, Jan. 14, 2023 at Jax. (1st Q)
- AFC Divisional, Jan. 10, 2014 at Den. (4th Q)

### Most, Quarter, Opponent

- 21 AFC Divisional, Jan. 13, 2019 at New England (2nd Q)
- AFC Divisional, Jan. 10, 1993 at Mia. (2nd Q)
- AFC Championship, Jan. 11, 1981 vs. Oakland (1st Q)
- 20 AFC Second Round, Jan. 16, 1983 at Miami (2nd Q)
- 14 (11x) Last: AFC Wild Card, Jan. 6, 2019 at Bal.

### Most Quarter, Both Teams

- 33 AFC Second Round, Jan. 16, 1983 at Miami (2nd Q)
- 28 (4x) Last: AFC Divisional, Jan. 11, 2009 at Pittsburgh (4th Q)
- 25 AFC Wild Card, Jan. 6, 2019 at Bal. (4th Q)

### Most, Game

- 51 AFL Championship, Jan. 5, 1964 vs. Boston
- 41 AFC Divisional, Jan. 2, 1982 at Miami (OT)
- 31 AFC First Round, Jan. 9, 1983 at Pittsburgh

### Most, Game, Opponent

- 49 Super Bowl XXIX, Jan. 29, 1995 vs. S.F.
- 41 AFC Divisional, Jan. 13, 2019 at New England
- 38 AFC Divisional, Jan. 2, 1982 at Miami (OT)

### Most, Game, Both Teams

- 79 AFC Divisional, Jan. 2, 1982 at Miami (OT)
- 75 Super Bowl XXIX, Jan. 29, 1995 vs. S.F.
- 69 AFC Divisional, Jan. 13, 2019 at New England

### Fewest, Game

- 0 AFC Divisional, Jan. 10, 1993 at Miami
- AFL Championship, Dec. 26, 1965 vs. Buffalo
- 3 AFL Championship, Dec. 24, 1961 vs. Houston Oilers
- 7 AFC Championship, Jan. 10, 1982 at Cincinnati
- AFL Championship, Dec. 26, 1964 at Buffalo

### Fewest, Game, Opponent

- 0 AFC Wild Card, Jan. 2, 1993 vs. Kansas City
- 6 AFC Wild Card, Jan. 6, 2008 vs. Tennessee
- 10 (3x) Last: AFC Wild Card, Jan. 5, 2014 at Cincinnati

### Fewest, Game, Both Teams

- 13 AFL Championship, Dec. 24, 1961 vs. Houston Oilers
- 17 AFC Wild Card, Jan. 2, 1993 vs. Kansas City
- 23 (2x) Last: AFC Wild Card, Jan. 6, 2008 vs. Tennessee

## TOUCHDOWNS

### Most, Game

- 7 AFL Championship, Jan. 5, 1964 vs. Boston
- 5 AFC Divisional, Jan. 2, 1982 at Miami (OT)
- 4 (3x) Last: AFC Divisional, Jan. 13, 2019 at New England

### Most, Game, Opponent

- 7 Super Bowl XXIX, Jan. 29, 1995 vs. S.F.
- 5 (4x) Last: AFC Divisional, Jan. 13, 2019 at New England
- 4 (5x) Last: AFC Wild Card, Jan. 14, 2023 at Jacksonville

### Most, Game, Both Teams

- 10 Super Bowl XXIX, Jan. 29, 1995 vs. S.F.
- AFC Divisional, Jan. 2, 1982 at Miami (OT)
- 9 AFC Divisional, Jan. 13, 2019 at New England
- 8 (3x) Last: AFC Divisional, Jan. 11, 2009 at Pittsburgh

## POINTS AFTER TOUCHDOWN

### Most, Game

- 6 AFL Championship, Jan. 5, 1964 vs. Boston
- 5 AFC Divisional, Jan. 2, 1982 at Miami (OT)
- 4 (2x) Last: AFC Divisional, Jan. 13, 2008 at Indianapolis

### Most, Game, Opponent

- 7 Super Bowl XXIX, Jan. 29, 1995 vs. S.F.
- 5 (4x) Last: AFC Divisional, Jan. 13, 2019 at New England
- 4 (4x) Last: AFC Divisional, Jan. 10, 1993 at Miami

### Most, Game, Both Teams

- 10 Super Bowl XXIX, Jan. 29, 1995 vs. S.F.
- AFC Divisional, Jan. 2, 1982 at Miami (OT)
- 8 (2x) Last: AFC Divisional, Jan. 11, 2009 at Pittsburgh
- 7 (5x) Last: AFC Divisional, Jan. 13, 2019 at New England

### Most Two-Point Conversions, Game

- 2 Super Bowl XXIX, Jan. 29, 1995 vs. S.F.
- 1 AFC Divisional, Jan. 13, 2019 at New England

### Most Two-Point Conversions, Game, Opponent

- 1 AFC Wild Card, Jan. 14, 2023 at Jacksonville
- AFC Divisional, Jan. 14, 2007 vs. N.E.

## FIELD GOALS

### Most, Game

- 5 AFC Wild Card, Jan. 6, 2019 at Baltimore
- 4 AFC Championship, Jan. 20, 2008 at N.E.
- 3 AFC Wild Card, Jan. 14, 2023 at Jacksonville
- AFL Championship, Jan. 1, 1961 at Houston Oilers

### Most, Game, Opponent

- 4 AFC Championship, Jan. 20, 2008 at N.E.
- 3 (2x) Last: AFC Divisional, Jan. 14, 2007 at New England
- 2 (7x) Last: AFC Divisional, Jan. 13, 2019 at New England

### Most, Game, Both Teams

- 6 AFC Wild Card, Jan. 6, 2019 at Baltimore
- 4 (4x) Last: AFC Wild Card, Jan. 14, 2023 at Jacksonville
- 3 (7x) Last: AFC Wild Card, Jan. 5, 2014 at Cincinnati

## FIRST DOWNS

### Most, Game

- 33 AFC Divisional, Jan. 2, 1982 at Miami (OT)
- 29 AFC First Round, Jan. 9, 1983 at Pittsburgh
- 28 AFC Divisional, Jan. 8, 1995 vs. Miami

### Most, Game, Opponent

- 30 AFC Divisional, Jan. 13, 2019 at New England
- 29 AFC Second Round, Jan. 16, 1983 at Miami
- 28 Super Bowl XXIX, Jan. 29, 1995 vs. S.F.

### Most, Game, Both Teams

- 58 AFC Divisional, Jan. 2, 1982 at Miami (OT)
- 55 AFC First Round, Jan. 9, 1983 at Pittsburgh
- 52 AFC Divisional, Jan. 13, 2019 at New England

### Fewest, Game

- 10 AFC Divisional, Jan. 10, 1993 at Miami
- 12 AFL Championship, Dec. 26, 1965 vs. Buffalo
- 13 (2x) Last: AFC Divisional, Jan. 12, 2014 at Denver

### Fewest, Game, Opponent

- 11 AFC Wild Card, Jan. 6, 2019 at Baltimore
- 14 (3x) Last: AFC Divisional, Jan. 17, 2010 vs. New York Jets
- 15 (2x) Last: AFC Wild Card, Jan. 6, 2008 vs. Tennessee

### Fewest, Game, Both Teams

- 25 AFC Wild Card, Jan. 6, 2019 at Baltimore
- 26 AFL Championship, Dec. 26, 1965 vs. Buffalo
- 28 AFC Divisional, Jan. 10, 1993 at Miami

## FIRST DOWNS RUSHING

### Most, Game

- 12 AFC Divisional, Jan. 14, 2007 at N.E.
- AFC Divisional, Jan. 8, 1995 vs. Miami
- 11 (5x) Last: AFC Wild Card, Jan. 3, 2009 vs. Indianapolis (OT)
- 10 AFC Divisional, Jan. 2, 1982 at Miami (OT)

### Most, Game, Opponent

- 15 AFC Second Round, Jan. 16, 1983 at Miami
- 13 (2x) Last: AFC Divisional, Jan. 12, 2014 at Denver
- 12 (2x) Last: AFC Divisional, Jan. 11, 2009 at Pittsburgh

### Most, Game, Both Teams

- 20 AFC Second Round, Jan. 16, 1983 at Miami
- 19 (2x) Last: AFC Wild Card, Jan. 5, 2014 at Cincinnati
- 17 (3x) Last: AFC Championship, Jan. 20, 2008 at New England

### Fewest, Game

- 1 (2x) Last: AFC Divisional, Jan. 12, 2014 at Denver
- 2 (2x) Last: AFC Divisional, Jan. 13, 2019 at New England
- 3 (2x) Last: AFC Wild Card, Jan. 6, 2019 at Baltimore

### Fewest, Game, Opponent

- 2 AFC Divisional, Jan. 8, 1995 vs. Miami
- 3 (3x) Last: AFC Divisional, Jan. 14, 2007 at New England
- 4 (5x) Last: AFC Wild Card, Jan. 6, 2019 at Baltimore

### Fewest, Game, Both Teams

- 7 AFC Wild Card, Jan. 6, 2019 at Baltimore
- 8 (3x) Last: AFC Divisional, Jan. 17, 2010 vs. New York Jets
- 9 AFC Wild Card, Jan. 14, 2023 at Jacksonville
- AFL Championship, Dec. 26, 1965 vs. Buffalo

## FIRST DOWNS PASSING

### Most, Game

- 21 AFC Divisional, Jan. 2, 1982 at Miami (OT)
- 20 AFC Wild Card, Dec. 31, 1995 vs. Indianapolis
- 19 AFC First Round, Jan. 9, 1983 at Pittsburgh

### Most, Game, Opponent

- 21 AFC Divisional, Jan. 13, 2008 at Indianapolis
- AFC Divisional, Jan. 2, 1982 at Miami (OT)
- 20 AFC Wild Card, Jan. 5, 2014 at Cincinnati
- 19 AFC First Round, Jan. 9, 1983 at Pittsburgh

### Most, Game, Both Teams

- 42 AFC Divisional, Jan. 2, 1982 at Miami (OT)
- 38 AFC First Round, Jan. 9, 1983 at Pittsburgh
- 35 AFC Divisional, Jan. 13, 2008 at Indianapolis

### Fewest, Game

- 7 (5x) Last: AFC Divisional, Jan. 10, 1993 at Miami
- 8 (3x) Last: AFC Wild Card, Jan. 6, 2019 at Baltimore
- 9 (4x) Last: AFC Wild Card, Jan. 5, 2014 at Cincinnati

### Fewest, Game, Opponent

- 5 AFC Divisional, Dec. 29, 1979 vs. Houston Oilers
- 6 AFC Divisional, Jan. 17, 2010 vs. N.Y. Jets
- 7 AFC Wild Card, Jan. 6, 2019 at Baltimore

### Fewest, Game, Both Teams

- 15 (2x) Last: AFC Wild Card, Jan. 6, 2019 at Baltimore
- 16 (3x) Last: AFC Divisional, Jan. 10, 1993 at Miami
- 17 (2x) Last: AFC Wild Card, Jan. 2, 1993 vs. Kansas City

## TOTAL NET YARDS GAINED

### Most, Game

- 601 AFL Championship, Jan. 5, 1964 vs. Boston
- 564 AFC Divisional, Jan. 2, 1982 at Miami (OT)
- 479 AFC First Round, Jan. 9, 1983 at Pittsburgh

### Most, Game, Opponent

- 498 AFC Divisional, Jan. 13, 2019 at New England
- 466 AFC Divisional, Jan. 2, 1982 at Miami (OT)
- 449 Super Bowl XXIX, Jan. 29, 1995 vs. S.F.

### Most, Game, Both Teams

- 1,030 AFC Divisional, Jan. 2, 1982 at Miami (OT)
- 901 AFC First Round, Jan. 9, 1983 at Pittsburgh
- 862 AFL Championship, Jan. 5, 1964 vs. Boston

## NET YARDS GAINED RUSHING

### Most, Game

- 309 AFL Championship, Jan. 5, 1964 vs. Boston
- 202 AFC Wild Card, Jan. 8, 1995 vs. Miami
- 196 AFC Wild Card, Jan. 5, 2014 at Cincinnati

### Most, Game, Opponent

- 219 AFL Championship, Dec. 26, 1964 vs. Buffalo
- 214 AFC Second Round, Jan. 16, 1983 at Miami
- 178 AFC Wild Card, Dec. 31, 1995 vs. Indianapolis

### Most, Game, Both Teams

- 384 AFL Championship, Jan. 5, 1964 vs. Boston
- 343 AFL Championship, Dec. 26, 1964 vs. Buffalo
- 323 AFC Wild Card, Dec. 31, 1995 vs. Indianapolis

## NET YARDS GAINED PASSING

### Most, Game

- 415 AFC Divisional, Jan. 2, 1982 at Miami (OT)
- 351 AFC Championship, Jan. 11, 1981 vs. Oakland
- 333 AFC First Round, Jan. 9, 1983 at Pittsburgh

### Most, Game, Opponent

- 402 AFC Divisional, Jan. 13, 2008 at Indianapolis
- 388 AFC Divisional, Jan. 2, 1982 at Miami (OT)
- 349 AFC Championship, Jan. 15, 1995 at Pit.

### Most, Game, Both Teams

- 803 AFC Divisional, Jan. 2, 1982 at Miami (OT)
- 714 AFC Divisional, Jan. 13, 2008 at Indianapolis
- 659 AFC Divisional, Jan. 13, 2019 at New England



***LEAGUE***

***STATS***



# 2024 NATIONAL FOOTBALL LEAGUE

## TEAM OFFENSIVE TOTALS

CATEGORY	BAL	BUF	CIN	CLE	DEN	HOU	IND	JAX	KC	LAC	LV
GAMES (W-L-T)	2-2-0	3-1-0	1-3-0	1-3-0	2-2-0	3-1-0	2-2-0	0-4-0	4-0-0	2-2-0	2-2-0
FIRST DOWNS	92	73	85	64	56	84	70	71	78	54	69
Rushing	45	29	28	25	30	19	33	26	28	21	13
Passing	42	37	50	31	25	60	31	38	43	30	48
Penalty	5	7	7	8	1	5	6	7	7	3	8
YDS GAINED (tot)	1718	1223	1353	985	1064	1458	1305	1142	1313	1057	1155
Avg per Game	429.5	305.8	338.3	246.3	266.0	364.5	326.3	285.5	328.3	264.3	288.8
RUSHING (net)	881	441	409	379	425	427	527	505	450	511	305
Avg per Game	220.3	110.3	102.3	94.8	106.3	106.8	131.8	126.3	112.5	127.8	76.3
Rushes	138	111	89	88	103	102	105	88	111	115	84
Yards per Rush	6.4	4.0	4.6	4.3	4.1	4.2	5.0	5.7	4.1	4.4	3.6
PASSING (net)	837	782	944	606	639	1031	778	637	863	546	850
Avg per Game	209.3	195.5	236.0	151.5	159.8	257.8	194.5	159.3	215.8	136.5	212.5
Attempts	109	104	134	148	138	152	103	130	121	93	135
Completions	73	72	95	91	83	102	55	70	83	61	96
Completion Pct	67.0%	69.2%	70.9%	61.5%	60.1%	67.1%	53.4%	53.9%	68.6%	65.6%	71.1%
Yards Gained	859	819	978	727	660	1146	822	751	904	602	959
Sacked	4	5	8	19	4	14	6	13	7	9	14
Yards Lost	22	37	34	121	21	115	44	114	41	56	109
Had Intercepted	1	0	1	3	4	2	6	1	5	1	3
Yards Opp Ret	0	0	33	25	9	8	21	19	41	0	4
Opp TDs on Int	0	0	0	0	0	0	0	0	0	0	0
PUNTS	14	12	9	23	24	18	15	16	12	23	17
Avg Yards	42.6	47.7	58.4	52.0	47.5	42.4	48.5	51.8	50.1	49.1	52.1
PUNT RETURNS	7	5	6	15	10	9	2	4	6	3	8
Avg Return	11.6	10.8	5.7	11.0	9.9	3.9	12.0	3.3	6.7	9.7	8.5
Returned for TD	0	0	0	0	0	0	0	0	0	0	0
KICKOFF RETURNS	4	3	12	9	3	4	5	7	4	4	7
Avg Return	24.3	36.7	23.6	23.8	23.0	31.3	27.8	20.7	27.0	21.3	27.1
Returned for TD	0	0	0	0	0	0	0	0	0	0	0
PENALTIES	39	20	20	34	27	40	20	27	21	26	17
Yards Penalized	357	155	144	250	309	326	156	213	190	185	133
FUMBLES BY	3	4	6	5	4	2	4	5	2	5	4
Fumbles Lost	2	2	3	2	3	2	0	2	2	1	3
Opp Fumbles	5	4	3	6	4	2	6	2	8	3	1
Opp Fumbles Lost	2	3	1	3	3	0	4	1	2	3	0
POSS. TIME (avg)	32:12	28:42	28:20	30:31	29:50	33:12	23:25	26:53	29:43	30:24	28:56
TOUCHDOWNS	13	15	11	7	4	8	11	6	10	7	8
Rushing	7	7	4	2	3	2	6	2	3	2	4
Passing	5	7	7	4	1	6	5	4	6	5	4
Returns	1	1	0	1	0	0	0	0	1	0	0
EXTRA POINT KICKS	13/13	14/15	9/10	5/6	4/4	7/7	10/10	6/6	8/9	5/6	7/7
2-PT CONVERSIONS	0/0	0/0	0/1	1/1	0/0	0/1	0/1	0/0	0/1	0/1	1/1
FIELD GOALS MADE/ATTEMPTED	5/8	6/8	9/10	5/6	10/11	8/9	3/5	6/7	8/9	7/8	7/9
POINTS SCORED	106	122	102	66	62	79	85	60	92	68	78

# 2024 NATIONAL FOOTBALL LEAGUE

## TEAM DEFENSIVE TOTALS

CATEGORY	BAL	BUF	CIN	CLE	DEN	HOU	IND	JAX	KC	LAC	LV
POINTS ALLOWED	88	83	104	87	55	94	85	109	72	50	97
OPP FIRST DOWNS	77	79	82	71	68	65	94	86	74	57	72
Rushing	12	33	38	29	17	22	38	25	26	18	24
Passing	53	41	38	37	39	34	48	53	42	32	44
Penalty	12	5	6	5	12	9	8	8	6	7	4
OPP YARDS GAINED (tot)	1261	1287	1307	1196	1026	1095	1599	1520	1307	1130	1377
Avg per Game	315.3	321.8	326.8	299.0	256.5	273.8	399.8	380.0	326.8	282.5	344.3
OPP RUSHING (net)	231	626	582	493	442	451	659	429	396	376	550
Avg per Game	57.8	156.5	145.5	123.3	110.5	112.8	164.8	107.3	99.0	94.0	137.5
Rushes	76	110	132	107	108	96	151	109	103	97	107
Yards per Rush	3.0	5.7	4.4	4.6	4.1	4.7	4.4	3.9	3.8	3.9	5.1
OPP PASSING (net)	1030	661	725	703	584	644	940	1091	911	754	827
Avg per Game	257.5	165.3	181.3	175.8	146.0	161.0	235.0	272.8	227.8	188.5	206.8
Pass Attempts	148	135	113	121	120	117	132	142	133	120	129
Pass Completions	95	86	79	71	80	67	91	96	85	87	88
Completion Pct	64.2%	63.7%	69.9%	58.7%	66.7%	57.3%	68.9%	67.6%	63.9%	72.5%	68.2%
Yards Gained	1128	744	746	765	676	736	1031	1135	940	831	886
Sacked	13	12	5	11	16	14	12	7	8	11	8
Yards Lost	98	83	21	62	92	92	91	44	29	77	59
INTERCEPTED BY	2	4	3	0	2	3	2	0	1	4	2
Yards Returned	0	81	44	0	58	9	5	0	15	35	16
Returned for TD	0	1	0	0	0	0	0	0	0	0	0
OPP PUNT RETURNS	5	4	6	10	11	4	4	11	4	8	7
Avg Return	4.4	10.0	6.5	14.7	5.3	3.3	8.5	8.9	6.0	9.5	12.4
Returned for TD	0	0	0	1	0	0	0	0	0	0	0
OPP KICKOFF RETURNS	6	4	3	6	8	10	1	2	4	4	9
Avg Return	29.2	37.5	38.0	24.5	23.9	24.0	26.0	28.5	26.0	27.3	25.3
Returned for TD	0	1	0	0	0	0	0	0	0	0	0
OPP TOUCHDOWNS	9	10	12	9	5	11	9	12	7	5	10
Rushing	5	3	5	5	2	3	3	5	2	2	3
Passing	4	5	6	3	3	8	6	7	5	3	6
Returns	0	2	1	1	0	0	0	0	0	0	1



# 2024 NATIONAL FOOTBALL LEAGUE

## TEAM OFFENSIVE TOTALS

CATEGORY	MIA	NE	NYJ	PIT	TEN	ARI	ATL	CAR	CHI	DAL	DET
GAMES (W-L-T)	1-3-0	1-3-0	2-2-0	3-1-0	1-3-0	1-3-0	2-2-0	1-3-0	2-2-0	2-2-0	3-1-0
FIRST DOWNS	64	59	73	75	70	76	70	66	69	75	91
Rushing	21	24	22	30	29	35	23	24	20	19	39
Passing	35	29	46	33	32	34	39	37	37	48	46
Penalty	8	6	5	12	9	7	8	5	12	8	6
YDS GAINED (tot)	1140	955	1179	1271	1025	1332	1237	1164	1012	1323	1588
Avg per Game	285.0	238.8	294.8	317.8	256.3	333.0	309.3	291.0	253.0	330.8	397.0
RUSHING (net)	391	506	366	514	445	613	411	434	349	301	605
Avg per Game	97.8	126.5	91.5	128.5	111.3	153.3	102.8	108.5	87.3	75.3	151.3
Rushes	107	114	99	138	105	115	90	98	100	85	129
Yards per Rush	3.7	4.4	3.7	3.7	4.2	5.3	4.6	4.4	3.5	3.5	4.7
PASSING (net)	749	449	813	757	580	719	826	730	663	1022	983
Avg per Game	187.3	112.3	203.3	189.3	145.0	179.8	206.5	182.5	165.8	255.5	245.8
Attempts	130	109	136	109	115	108	119	135	141	152	126
Completions	82	65	88	77	76	75	77	82	87	97	90
Completion Pct	63.1%	59.6%	64.7%	70.6%	66.1%	69.4%	64.7%	60.7%	61.7%	63.8%	71.4%
Yards Gained	845	558	885	830	689	777	864	784	787	1078	1039
Sacked	13	17	10	10	16	10	6	8	16	10	7
Yards Lost	96	109	72	73	109	58	38	54	124	56	56
Had Intercepted	3	1	1	1	6	1	4	4	4	2	4
Yards Opp Ret	62	45	0	0	87	0	65	37	14	47	31
Opp TDs on Int	1	1	0	0	2	0	0	0	0	0	0
PUNTS	16	20	19	17	20	12	12	18	20	14	14
Avg Yards	47.6	51.7	47.4	48.8	44.5	49.2	49.4	43.4	47.9	51.5	48.9
PUNT RETURNS	5	8	13	12	14	4	5	7	9	5	11
Avg Return	16.8	10.6	7.5	10.3	9.4	10.0	10.2	8.9	9.4	19.2	8.7
Returned for TD	0	0	0	0	0	0	0	0	0	1	0
KICKOFF RETURNS	3	3	8	1	11	8	7	14	6	8	4
Avg Return	30.3	25.0	26.4	13.0	25.8	31.6	24.7	26.3	28.3	26.6	26.8
Returned for TD	0	0	0	0	0	1	0	0	0	0	0
PENALTIES	37	16	31	28	23	18	23	28	30	32	31
Yards Penalized	336	172	276	206	179	195	194	258	224	244	307
FUMBLES BY	4	7	3	5	3	6	5	1	5	5	0
Fumbles Lost	1	3	2	2	3	3	1	1	2	1	0
Opp Fumbles	4	7	3	4	4	2	2	2	3	2	3
Opp Fumbles Lost	1	3	3	1	2	2	1	2	3	0	1
POSS. TIME (avg)	30:47	28:53	30:48	33:13	31:49	29:03	24:32	28:32	30:05	27:03	30:59
TOUCHDOWNS	4	4	9	6	8	11	7	8	8	9	13
Rushing	2	2	3	3	4	3	1	3	3	2	7
Passing	2	2	6	3	4	6	4	5	3	6	6
Returns	0	0	0	0	0	2	2	0	2	1	0
EXTRA POINT KICKS	3/3	4/4	7/7	6/6	8/8	10/10	6/6	7/7	6/6	7/7	11/12
2-PT CONVERSIONS	0/1	0/0	0/2	0/0	0/0	1/1	0/1	0/1	1/2	0/2	0/0
FIELD GOALS MADE/ATTEMPTED	6/8	8/9	5/7	11/12	7/7	6/6	9/9	6/6	7/8	12/13	5/5
POINTS SCORED	45	52	76	75	79	96	75	73	77	97	104

# 2024 NATIONAL FOOTBALL LEAGUE

## TEAM DEFENSIVE TOTALS

CATEGORY	MIA	NE	NYJ	PIT	TEN	ARI	ATL	CAR	CHI	DAL	DET
POINTS ALLOWED	103	87	62	53	90	106	85	129	75	104	82
OPP FIRST DOWNS	67	77	67	60	56	89	85	87	67	79	95
Rushing	29	25	30	21	27	37	40	32	30	40	23
Passing	31	46	28	36	24	45	42	44	32	36	56
Penalty	7	6	9	3	5	7	3	11	5	3	16
OPP YARDS GAINED (tot)	1128	1413	1026	1047	975	1419	1346	1432	1182	1421	1396
Avg per Game	282.0	353.3	256.5	261.8	243.8	354.8	336.5	358.0	295.5	355.3	349.0
OPP RUSHING (net)	478	397	514	347	479	586	582	595	484	583	363
Avg per Game	119.5	99.3	128.5	86.8	119.8	146.5	145.5	148.8	121.0	145.8	90.8
Rushes	115	100	112	93	113	133	144	128	107	127	83
Yards per Rush	4.2	4.0	4.6	3.7	4.2	4.4	4.0	4.7	4.5	4.6	4.4
OPP PASSING (net)	650	1016	512	700	496	833	764	837	698	838	1033
Avg per Game	162.5	254.0	128.0	175.0	124.0	208.3	191.0	209.3	174.5	209.5	258.3
Pass Attempts	95	135	108	111	100	103	128	115	117	116	158
Pass Completions	63	96	66	69	59	81	94	82	72	76	105
Completion Pct	66.3%	71.1%	61.1%	62.2%	59.0%	78.6%	73.4%	71.3%	61.5%	65.5%	66.5%
Yards Gained	700	1060	603	789	567	880	795	858	778	875	1104
Sacked	7	9	14	11	9	9	4	5	10	8	11
Yards Lost	50	44	91	89	71	47	31	21	80	37	71
INTERCEPTED BY	3	1	1	4	0	2	3	3	5	4	4
Yards Returned	2	0	0	54	0	10	47	34	54	9	1
Returned for TD	0	0	0	0	0	0	1	0	1	0	0
OPP PUNT RETURNS	6	13	10	7	11	7	8	7	9	8	3
Avg Return	10.3	7.9	6.9	8.3	12.8	10.7	10.6	11.1	8.6	15.4	0.3
Returned for TD	0	0	0	0	0	0	0	0	0	0	0
OPP KICKOFF RETURNS	6	3	3	4	4	2	8	10	9	10	3
Avg Return	24.7	25.3	23.3	23.3	31.0	47.0	26.4	23.7	28.3	23.5	24.7
Returned for TD	0	0	0	0	0	0	0	0	0	0	0
OPP TOUCHDOWNS	11	9	5	5	9	13	7	15	7	12	9
Rushing	7	4	3	1	3	8	4	6	5	8	5
Passing	3	4	2	4	3	5	3	9	2	4	4
Returns	1	1	0	0	3	0	0	0	0	0	0

# 2024 NATIONAL FOOTBALL LEAGUE

## TEAM OFFENSIVE TOTALS

CATEGORY	GB	LAR	MIN	NO	NYG	PHI	SEA	SF	TB	WAS	NFL/Avg
GAMES (W-L-T)	2-2-0	1-3-0	4-0-0	2-2-0	1-3-0	2-2-0	3-1-0	2-2-0	3-1-0	3-1-0	---
FIRST DOWNS	78	80	75	83	69	83	96	92	82	95	75.5
Rushing	32	28	28	45	21	35	27	29	20	42	27.8
Passing	40	43	40	33	44	43	57	54	53	45	40.7
Penalty	6	9	7	5	4	5	12	9	9	8	7.0
YDS GAINED (tot)	1640	1250	1363	1396	1187	1462	1548	1656	1276	1529	1290.8
Avg per Game	410.0	312.5	340.8	349.0	296.8	365.5	387.0	414.0	319.0	382.3	322.7
RUSHING (net)	698	353	495	590	341	615	425	567	384	677	479.4
Avg per Game	174.5	88.3	123.8	147.5	85.3	153.8	106.3	141.8	96.0	169.3	119.8
Rushes	130	95	112	138	99	120	94	129	94	134	108.1
Yards per Rush	5.4	3.7	4.4	4.3	3.4	5.1	4.5	4.4	4.1	5.1	4.4
PASSING (net)	942	897	868	806	846	847	1123	1089	892	852	811.4
Avg per Game	235.5	224.3	217.0	201.5	211.5	211.8	280.8	272.3	223.0	213.0	202.9
Attempts	122	131	106	101	145	132	159	122	129	106	125.0
Completions	74	89	73	72	91	90	115	84	91	87	82.6
Completion Pct	60.7%	67.9%	68.9%	71.3%	62.8%	68.2%	72.3%	68.9%	70.5%	82.1%	66.1%
Yards Gained	973	978	932	824	881	930	1182	1130	984	897	877.3
Sacked	6	13	11	4	9	13	11	11	15	9	10.3
Yards Lost	31	81	64	18	35	83	59	41	92	45	65.9
Had Intercepted	4	2	3	3	3	4	4	2	2	1	2.7
Yards Opp Ret	29	0	26	47	10	57	23	12	38	0	24.7
Opp TDs on Int	0	0	0	1	1	0	0	0	0	0	0.2
PUNTS	13	11	16	10	16	11	17	9	14	4	15.2
Avg Yards	49.0	50.0	46.1	40.4	48.1	47.2	49.3	42.2	43.4	47.5	48.0
PUNT RETURNS	4	4	5	7	4	4	7	7	3	2	6.7
Avg Return	4.0	16.8	6.0	11.0	10.3	3.8	8.3	5.7	10.3	20.0	9.3
Returned for TD	0	0	0	0	0	0	0	0	0	0	0.0
KICKOFF RETURNS	1	2	3	7	13	7	8	2	4	5	5.8
Avg Return	24.0	30.5	20.0	28.3	24.4	23.6	26.5	22.0	22.5	34.0	26.0
Returned for TD	0	0	0	0	0	0	0	0	0	0	0.0
PENALTIES	34	22	26	24	27	28	32	21	19	25	26.4
Yards Penalized	264	179	201	220	218	196	253	224	120	197	221.3
FUMBLES BY	4	2	7	2	6	7	3	8	4	4	4.2
Fumbles Lost	2	2	4	2	3	4	2	3	1	0	2.0
Opp Fumbles	8	5	5	5	4	3	6	8	7	4	4.2
Opp Fumbles Lost	4	2	2	2	3	0	1	4	3	2	2.0
POSS. TIME (avg)	31:54	28:21	28:35	32:39	31:07	31:06	30:19	34:38	30:59	32:35	30:00
TOUCHDOWNS	11	7	14	15	6	10	12	10	11	13	9.3
Rushing	2	5	2	9	2	6	8	4	3	10	3.9
Passing	8	2	11	6	4	4	4	5	8	3	4.9
Returns	1	0	1	0	0	0	0	1	0	0	0.4
EXTRA POINT KICKS	9/9	6/6	14/14	13/14	3/4	8/8	10/10	10/10	10/11	11/11	96.6%
2-PT CONVERSIONS	1/2	0/1	0/0	0/1	0/2	2/2	0/2	0/0	0/0	1/2	27.6%
FIELD GOALS MADE/ATTEMPTED	9/13	9/10	6/6	8/8	7/8	4/5	6/8	11/12	7/7	10/12	86.6%
POINTS SCORED	104	75	116	127	60	86	102	103	97	121	86.3



# 2024 NATIONAL FOOTBALL LEAGUE

## TEAM DEFENSIVE TOTALS

CATEGORY	GB	LAR	MIN	NO	NYG	PHI	SEA	SF	TB	WAS	NFL/Avg
POINTS ALLOWED	89	115	59	70	84	96	85	82	78	102	86.3
OPP FIRST DOWNS	84	87	79	65	69	82	66	62	82	87	75.5
Rushing	27	41	13	19	28	30	25	21	38	32	27.8
Passing	49	36	60	40	35	45	35	36	37	49	40.7
Penalty	8	10	6	6	6	7	6	5	7	6	7.0
OPP YARDS GAINED (tot)	1359	1541	1400	1321	1247	1463	1135	1181	1341	1428	1290.8
Avg per Game	339.8	385.3	350.0	330.3	311.8	365.8	283.8	295.3	335.3	357.0	322.7
OPP RUSHING (net)	437	662	300	386	475	515	465	385	526	546	479.4
Avg per Game	109.3	165.5	75.0	96.5	118.8	128.8	116.3	96.3	131.5	136.5	119.8
Rushes	101	133	79	81	102	103	107	93	105	104	108.1
Yards per Rush	4.3	5.0	3.8	4.8	4.7	5.0	4.4	4.1	5.0	5.3	4.4
OPP PASSING (net)	922	879	1100	935	772	948	670	796	815	882	811.4
Avg per Game	230.5	219.8	275.0	233.8	193.0	237.0	167.5	199.0	203.8	220.5	202.9
Pass Attempts	130	102	176	146	117	136	120	113	146	118	125.0
Pass Completions	83	74	110	91	85	81	80	71	95	85	82.6
Completion Pct	63.9%	72.6%	62.5%	62.3%	72.7%	59.6%	66.7%	62.8%	65.1%	72.0%	66.1%
Yards Gained	1017	932	1201	1009	851	990	772	860	882	933	877.3
Sacked	13	7	17	12	15	6	14	14	8	8	10.3
Yards Lost	95	53	101	74	79	42	102	64	67	51	65.9
INTERCEPTED BY	8	1	8	6	1	2	2	3	2	0	2.7
Yards Returned	88	0	58	73	1	1	4	70	21	0	24.7
Returned for TD	1	0	1	0	0	0	0	1	0	0	0.2
OPP PUNT RETURNS	4	7	6	1	7	4	9	6	6	2	6.7
Avg Return	8.5	10.4	1.0	6.0	8.9	6.8	13.4	15.2	9.8	9.5	9.3
Returned for TD	0	0	0	0	0	0	0	0	0	0	0.0
OPP KICKOFF RETURNS	7	1	3	19	1	3	7	4	6	17	5.8
Avg Return	23.3	27.0	23.3	24.7	35.0	20.0	26.6	26.8	25.3	25.7	26.0
Returned for TD	0	0	0	0	0	0	0	0	0	0	0.0
OPP TOUCHDOWNS	11	14	7	6	8	10	9	9	8	13	9.3
Rushing	3	5	1	3	1	3	5	3	7	3	3.9
Passing	8	8	6	1	6	7	4	6	1	10	4.9
Returns	0	1	0	2	1	0	0	0	0	0	0.4

# 2024 NATIONAL FOOTBALL LEAGUE

---

# 2024 NATIONAL FOOTBALL LEAGUE

## AFC TEAM RANKINGS

TEAM	OFFENSE			DEFENSE		
	TOTAL	RUSH	PASS	TOTAL	RUSH	PASS
BAL	*1	*1	5	9	*1	15
BUF	7	9	7	10	15	6
CIN	3	12	2	11t	14	9
CLE	15	14	13	8	11	8
DEN	12	11	11	2t	7	3
HOU	2	10	1	5	8	4
IND	5	2	8	16	16	13
JAX	10	6	12	15	6	16
KC	4	7	3	11t	4	12
LAC	13	4	15	7	3	10
LV	9	16	4	13	13	11
MIA	11	13	10	6	9	5
NE	16	5	16	14	5	14
NYJ	8	15	6	2t	12	2
PIT	6	3	9	4	2	7
TEN	14	8	14	*1	10	*1

## NFC TEAM RANKINGS

TEAM	OFFENSE			DEFENSE		
	Total	Rush	Pass	Total	Rush	Pass
ARI	9	4	15	11	14	7
ATL	13	11	12	7	12	3
CAR	15	9	14	14	15	8
CHI	16	14	16	3	8	2
DAL	10	16	3	12	13	9
DET	3	5	4	9	2	15
GB	2	1	5	8	5	12
LAR	12	13	6	16	16	10
MIN	8	8	8	10	1	16
NO	7	6	13	5	4	13
NYG	14	15	11	4	7	4
PHI	6	3	10	15	9	14
SEA	4	10	*1	1	6	1
SF	1	7	2	2	3	5
TB	11	12	7	6	10	6
WAS	5	2	9	13	11	11

t = Tied for position

\* = League Leader



# 2024 NATIONAL FOOTBALL LEAGUE

## NFL TEAM RANKINGS

TEAM	OFFENSE			DEFENSE		
	TOTAL	RUSH	PASS	TOTAL	RUSH	PASS
ARI	12	5	25	25	28	18
ATL	19	22	17	19	25t	13
BAL	*1	*1	16	13	*1	29
BUF	20	17	20	14	30	6
CAR	23	18	24	28	29	19
CHI	30	29	26	10	18	8
CIN	11	23	6	15t	25t	11
CLE	31	26	29	11	19	10
DAL	13	32	4	26	27	20
DEN	27	20t	27	2t	12	3
DET	4	6	5	22	4	30
GB	3	2	7	20	11	24
HOU	8	19	3	5	13	4
IND	15	9	21	32	31	26
JAX	25	13	28	30	10	31
KC	14	15	11	15t	8	23
LAC	28	11	31	7	5	12
LAR	18	28	8	31	32	21
LV	24	31	13	21	24	17
MIA	26	24	23	6	16	5
MIN	10	14	10	23	2	32
NE	32	12	32	24	9	28
NO	9	7	19	17	7	25
NYG	21	30	15	12	15	14
NYJ	22	27	18	2t	20	2
PHI	7	4	14	29	21	27
PIT	17	10	22	4	3	9
SEA	5	20t	*1	8	14	7
SF	2	8	2	9	6	15
TB	16	25	9	18	22	16
TEN	29	16	30	*1	17	*1
WAS	6	3	12	27	23	22

t = Tied for position

\* = League Leader

# 2024 NATIONAL FOOTBALL LEAGUE

## AFC TEAM OFFENSE RANK

TEAM	(A)	(B)	(C)	(D)	(E)	(F)	(G)	(H)	(I)	(J)	(K)	(L)	(M)	(N)	(O)	(P)	(Q)
BAL	1	1	1	1	5	1	5t	2	1	3	5t	3	10	15	13t	2	15
BUF	7	4	9	12	7	2	1	3	6t	9	1t	5	1	10	13t	1	12t
CIN	3	3	12	4	2	5	3	6	2	2	3	14	12	1	1	3	4
CLE	15	16	14	7	13	15	10	14	12t	16	8	4	11	3	9	12	10
DEN	12	14	11	10	11	12	13	1	15	15	5t	8	13	12	7	13	3
HOU	2	6	10	9	1	7	9	9	3	6	4	15	2	16	15	6t	5t
IND	5	2	2	3	8	3	16	5	9t	7	9t	2	4	9	5	5	16
JAX	10	9	6	2	12	13	4	11t	8	14	9t	16	15	4	3	14	9
KC	4	5	7	11	3	4	14	4	4	5	1t	13	6	6	6	4	5t
LAC	13	10	4	5	15	10	8	10	16	8	14t	9	14	7	8	11	8
LV	9	7	16	16	4	8	11	13	11	12	12	11	5	2	2	8	11
MIA	11	12	13	15	10	11	12	11t	12t	11	13	1	3	11	11	16	12t
NE	16	15	5	6	16	16	5t	16	14	10	5t	6	9	5	4	15	5t
NYJ	8	11	15	14	6	9	2	7	6t	1	14t	12	7	13	10	9	14
PIT	6	8	3	13	9	6	5t	8	5	4	14t	7	16	8	12	10	2
TEN	14	13	8	8	14	14	15	15	9t	13	9t	10	8	14	16	6t	1

## AFC TEAM DEFENSE RANK

TEAM	(A)	(B)	(C)	(D)	(E)	(F)	(G)	(H)	(I)	(J)	(K)	(L)	(M)	(N)	(O)	(P)	(Q)	(R)	(S)
BAL	9	11	1	1	15	12	10	10	11t	9	3t	2	13	7	3	10	10t	4t	1
BUF	10	8	15	16	6	3	4	9	13	13	5	12	15	4	4	6	13t	1	10
CIN	11t	10	14	11	9	10	5	16	14	12	14t	5	16	14	16	15	13t	9	6
CLE	8	7	11	13	8	6	14t	6t	8	4	16	16	5	16	8	8t	2t	13	12
DEN	2t	1	7	7	3	2	7	1	7	3	1	3	3	8	9	3	7	7	7
HOU	5	4	8	14	4	5	6	3	4	11	6t	1	4	9	15	12	13t	11	2
IND	16	13	16	10	13	14	9	6t	16	15	10t	9	9t	1	1	7	2t	8	14
JAX	15	16	6	5	16	16	14t	15	15	14	13	10	12	2	11	16	8t	15	15
KC	11t	12	4	3	12	13	12	14	10	8	6t	4	9t	13	13	5	2t	3	9
LAC	7	6	3	4	10	8	2	5	2	10	2	11	11	10	14	1	1	4t	11
LV	13	14	13	15	11	9	8	13	9	5	6t	14	7t	12	10	13	12	12	13
MIA	6	9	9	8	5	11	3	11	5t	1	10t	13	6	6	5	14	2t	16	8
NE	14	15	5	6	14	15	13	12	11t	16	3t	7	7t	15	7	8t	8t	14	16
NYJ	2t	2	12	12	2	1	11	2	5t	7	14t	6	2	3	6	4	10t	6	4
PIT	4	5	2	2	7	7	1	4	3	6	10t	8	1	11	12	2	6	2	3
TEN	1	3	10	9	1	4	14t	8	1	2	9	15	14	5	2	11	13t	10	5

- (A) Total Yards per Game
- (B) Total Yards per Play
- (C) Rushing Yards per Game
- (D) Rushing Yards per Attempt
- (E) Passing Net Yards per Game
- (F) Passing Net Yards per Play
- (G) Passing, Percent Had Intercepted
- (H) Sacks per Pass Play
- (I) First Downs per Game
- (J) Third Down Efficiency

- (K) Fourth Down Efficiency
- (L) Punt Return Average
- (M) Kickoff Return Average
- (N) Gross Punting Average
- (O) Net Punting Average
- (P) Points per Game
- (Q) Field Goal Percentage
- (R) Points per Game Differential (combined offense/defense)
- (S) Net Yards per Game Differential (combined offense/defense)

# 2024 NATIONAL FOOTBALL LEAGUE

## NFC TEAM OFFENSE RANK

TEAM	(A)	(B)	(C)	(D)	(E)	(F)	(G)	(H)	(I)	(J)	(K)	(L)	(M)	(N)	(O)	(P)	(Q)
ARI	9	9	4	2	15	12	1	11	10	6	12t	8	2	5	5	10	1t
ATL	13	7	11	6	12	7	16	3	13	16	8t	7	10	3	11	13t	1t
CAR	15	14	9	8	14	15	11	5	16	15	12t	10	9	13	14	15	1t
CHI	16	16	14	15	16	16	10	15	14t	14	2	9	4	9	8	12	11t
DAL	10	12	16	14	3	9	3	7	11t	10	11	2	7	1	10	8t	8
DET	3	4	5	5	4	5	14	4	4	3	5t	11	6	7	1	4t	1t
GB	2	1	1	1	5	6	15	2	9	8t	12t	15	12	6	3	4t	16
LAR	12	13	13	13	6	10	4	13	8	12	5t	3	3	2	2	13t	10
MIN	8	5	8	9	8	3	9	14	11t	5	3	13	16	12	4	3	1t
NO	7	8	6	11	13	2	12	1	5t	2	12t	4	5	16	12	1	1t
NYG	14	15	15	16	11	14	7	6	14t	13	4	6	11	8	9	16	11t
PHI	6	10	3	3	10	13	13	12	5t	8t	7	16	13	11	6	11	14
SEA	4	6	10	7	1	8	8	8	1	11	8t	12	8	4	15	7	15
SF	1	2	7	10	2	1	6	10	3	4	8t	14	15	15	16	6	9
TB	11	11	12	12	7	11	5	16	7	7	12t	5	14	14	13	8t	1t
WAS	5	3	2	4	9	4	2	9	2	1	1	1	1	10	7	2	13

## NFC TEAM DEFENSE RANK

TEAM	(A)	(B)	(C)	(D)	(E)	(F)	(G)	(H)	(I)	(J)	(K)	(L)	(M)	(N)	(O)	(P)	(Q)	(R)	(S)
ARI	11	13	14	7	7	15	10	6	15	11	9t	12	16	14	16	14	14t	11t	11
ATL	7	2	12	2	3	5	9	16	11	13	9t	11	10	5	6	8t	14t	11t	13
CAR	14	12	15	10	8	13	7	15	12t	14	2t	13	5	11	8	16	10	16	15
CHI	3	3	8	8	2	3	3	7	4	2	7t	6	14	6	7	3	11t	9	14
DAL	12	11	13	9	9	12	5	10	6t	6	13t	16	4	8	4	13	9	10	12
DET	9	9	2	6	15	8	8	9	16	5	2t	1	6	7	5	5t	7t	3	4
GB	8	10	5	4	12	10	1	4	10	3	6	5	2	9	10	10	4	8	3
LAR	16	16	16	13	10	16	14	11	12t	15	16	10	13	16	12	15	7t	15	16
MIN	10	4	1	1	16	4	2	5	6t	4	2t	2	3	4	9	1	1	1t	8
NO	5	8	4	12	13	7	4	8	2	7t	2t	3	7	1	1	2	11t	1t	6
NYG	4	6	7	11	4	6	15	1	5	7t	13t	7	15	13	14	7	5	14	9
PHI	15	14	9	14	14	11	12	14	8t	9	11	4	1	2	2	11	13	11t	7
SEA	1	1	6	5	1	1	11	3	3	1	1	14	11	15	15	8t	2	7	2
SF	2	7	3	3	5	9	6	2	1	12	7t	15	12	12	11	5t	14t	4	1
TB	6	5	10	15	6	2	13	13	8t	10	12	9	8	10	13	4	3	5t	10
WAS	13	15	11	16	11	14	16	12	12t	16	13t	8	9	3	3	12	6	5t	5

- (A) Total Yards per Game
- (B) Total Yards per Play
- (C) Rushing Yards per Game
- (D) Rushing Yards per Attempt
- (E) Passing Net Yards per Game
- (F) Passing Net Yards per Play
- (G) Passing, Percent Had Intercepted
- (H) Sacks per Pass Play
- (I) First Downs per Game
- (J) Third Down Efficiency

- (K) Fourth Down Efficiency
- (L) Punt Return Average
- (M) Kickoff Return Average
- (N) Gross Punting Average
- (O) Net Punting Average
- (P) Points per Game
- (Q) Field Goal Percentage
- (R) Points per Game Differential (combined offense/defense)
- (S) Net Yards per Game Differential (combined offense/defense)

# 2024 NATIONAL FOOTBALL LEAGUE

## NFL TEAM OFFENSE RANK

TEAM	(A)	(B)	(C)	(D)	(E)	(F)	(G)	(H)	(I)	(J)	(K)	(L)	(M)	(N)	(O)	(P)	(Q)
BAL	1	1	1	1	16	5	5t	2	3t	7	7t	6	21	29	23t	5	31
BUF	20	13	17	24	20	8	1	4	18t	21t	1t	9	1	19	23t	2	26t
CIN	11	9	23	9	6	11	3	11	6	5t	5	28	24	1	1	9t	13t
CLE	31	32	26	17	29	31	16	30	28t	32	12	7t	23	3	13	27	22t
DEN	27	29	20t	21	27	27	23	1	31	31	7t	16	26	22	8	28	12
HOU	8	16	19	20	3	17	11t	19	7	15t	6	30	4	30	26	17t	15t
IND	15	5	9	7	21	9	32	9	21t	18	19t	5	9	16	5	16	32
JAX	25	22	13	2	28	28	4	24t	20	30	19t	32	30	4	3	29t	21
KC	14	15	15	23	11	10	30	8	12t	11t	1t	25	11	7	6	14	15t
LAC	28	23	11	12	31	24	10	21	32	20	30t	17	29	12	12	26	18t
LV	24	20	31	29	13	21	18	26	24t	26	28	22	10	2	2	19	25
MIA	26	27	24	28	23	25	19	24t	28t	25	29	3	6	20	18	32	26t
NE	32	30	12	13	32	32	5t	32	30	24	7t	10	18	5	4	31	15t
NYJ	22	25	27	27	18	22	2	15	18t	3	30t	24	15	23	17	21	29
PIT	17	21	10	25	22	14	5t	18	15t	8	30t	11t	32	15	20	22t	10t
TEN	29	28	16	19	30	29	31	31	21t	28	19t	19	17	26	31	17t	1t
ARI	12	12	5	4	25	19	8	20	14	10	23t	15	3	11	14	13	1t
ATL	19	10	22	10	17	12	29	6	21t	29	16t	14	19	9	25	22t	1t
CAR	23	24	18	14	24	26	24	10	27	27	23t	20	16	27	29	25	1t
CHI	30	31	29	31	26	30	22	28	24t	23	4	18	7	18	19	20	18t
DAL	13	18	32	30	4	15	11t	13	15t	15t	19t	2	13	6	22	11t	9
DET	4	6	6	8	5	6	27	7	5	4	13t	21	12	14	7	6t	1t
GB	3	2	2	3	7	7	28	5	12t	13t	23t	29	22	13	10	6t	30
LAR	18	19	28	26	8	16	13	23	11	19	13t	4	5	8	9	22t	13t
MIN	10	7	14	15	10	3	21	27	15t	9	7t	26	31	25	11	4	1t
NO	9	11	7	18	19	2	25	3	8t	2	23t	7t	8	32	27	1	1t
NYG	21	26	30	32	15	23	17	12	24t	21t	11	13	20	17	21	29t	18t
PHI	7	14	4	5	14	20	26	22	8t	13t	15	31	25	24	15	15	24
SEA	5	8	20t	11	1	13	20	14	1	17	16t	23	14	10	30	9t	26t
SF	2	3	8	16	2	1	15	17	3t	5t	16t	27	28	31	32	8	10t
TB	16	17	25	22	9	18	14	29	10	11t	23t	11t	27	28	28	11t	1t
WAS	6	4	3	6	12	4	9	16	2	1	1t	1	2	21	16	3	22t

- (A) Total Yards per Game
- (B) Total Yards per Play
- (C) Rushing Yards per Game
- (D) Rushing Yards per Attempt
- (E) Passing Net Yards per Game
- (F) Passing Net Yards per Play
- (G) Passing, Percent Had Intercepted
- (H) Sacks per Pass Play
- (I) First Downs per Game

- (J) Third Down Efficiency
- (K) Fourth Down Efficiency
- (L) Punt Return Average
- (M) Kickoff Return Average
- (N) Gross Punting Average
- (O) Net Punting Average
- (P) Points per Game
- (Q) Field Goal Percentage



# 2024 NATIONAL FOOTBALL LEAGUE

## NFL TEAM DEFENSE RANK

TEAM	(A)	(B)	(C)	(D)	(E)	(F)	(G)	(H)	(I)	(J)	(K)	(L)	(M)	(N)	(O)	(P)	(Q)	(R)	(S)
BAL	13	16	1	1	29	21	23	15	16t	19	4t	4	27	15	5	19	20t	10t	2
BUF	14	10	30	32	6	3	9	14	18t	23	10	21	30	7	7	12	26t	3	19
CIN	15t	15	25t	18	11	18	10t	29	21t	22	29t	8	31	29	32	27t	26t	18	12
CLE	11	9	19	22	10	8	29t	11t	13	7	31t	30	10	31	14	17t	5t	26	26
DEN	2t	1	12	9	3	2	17t	1	11	3	1	5	8	19	15	3	15t	15	13
HOU	5	5	13	25	4	5	13	5	5t	21	12t	3	9	21	31	22	26t	24	4
IND	32	20	31	15	26	24	20	11t	31	29	22t	13t	18t	2	2	14t	5t	17	30
JAX	30	29	10	6	31	30	29t	28	26	24	28	17	26	5	20	30	17t	30	31
KC	15t	18	8	4	23	23	27	26	15	14	12t	6t	18t	28	29	7	5t	7	15
LAC	7	8	5	5	12	12	7	10	2	20	2t	18t	24	22	30	1	2	10t	21
LV	21	24	24	30	17	16	19	25	14	8	12t	27	14t	26	18	24	24t	25	27
MIA	6	14	16	11	5	20	8	19	8t	1	22t	22	11t	14	8	26	5t	32	14
NE	24	27	9	7	28	29	28	24	16t	31	4t	11	14t	30	12	17t	17t	28	32
NYJ	2t	2	20	20	2	1	25	2	8t	12	29t	10	4t	6	11	5	20t	14	8
PIT	4	6	3	2	9	11	5	8	3	11	22t	12	2	24	21	2	12t	4t	6
TEN	1	3	17	12	1	4	29t	13	1	2	19t	28	28	13	4	21	26t	23	11
ARI	25	28	28	17	18	31	16	16	30	25	17t	25	32	25	28	29	26t	20t	22
ATL	19	7	25t	8	13	13	15	32	25	27	17t	24	20	9	13	14t	26t	20t	24
CAR	28	26	29	23	19	27	12	31	27t	28	4t	26	7	18	17	32	17t	31	28
CHI	10	11	18	19	8	9	3	17	8t	5	12t	15	25	10	16	8	20t	16	25
DAL	26	25	27	21	20	26	6	21	18t	13	22t	32	6	12	9	27t	15t	19	23
DET	22	22	4	16	30	17	14	20	32	10	4t	1	11t	11	10	10t	12t	4t	7
GB	20	23	11	13	24	22	1	7	24	6	11	13t	3	16	22	20	5t	13	5
LAR	31	32	32	27	21	32	24	22	27t	30	31t	23	23	32	24	31	12t	29	29
MIN	23	12	2	3	32	10	2	9	18t	9	4t	2	4t	8	19	4	1	1t	17
NO	17	21	7	26	25	15	4	18	5t	15t	4t	6t	13	1	1	6	20t	1t	10
NYG	12	17	15	24	14	14	26	3	12	15t	22t	16	29	23	26	13	10	27	18
PHI	29	30	21	28	27	25	21	30	21t	17	19t	9	1	3	3	23	24t	20t	16
SEA	8	4	14	14	7	6	17t	6	7	4	2t	29	21	27	27	14t	3	12	3
SF	9	19	6	10	15	19	10t	4	4	26	12t	31	22	20	23	10t	26t	6	1
TB	18	13	22	29	16	7	22	27	21t	18	21	20	14t	17	25	9	4	8t	20
WAS	27	31	23	31	22	28	29t	23	27t	32	22t	18t	17	4	6	25	11	8t	9

- (A) Total Yards per Game
- (B) Total Yards per Play
- (C) Rushing Yards per Game
- (D) Rushing Yards per Attempt
- (E) Passing Net Yards per Game
- (F) Passing Net Yards per Play
- (G) Passing, Percent Had Intercepted
- (H) Sacks per Pass Play
- (I) First Downs per Game
- (J) Third Down Efficiency

- (K) Fourth Down Efficiency
- (L) Punt Return Average
- (M) Kickoff Return Average
- (N) Gross Punting Average
- (O) Net Punting Average
- (P) Points per Game
- (Q) Field Goal Percentage
- (R) Points per Game Differential (combined offense/defense)
- (S) Net Yards per Game Differential (combined offense/defense)



# 2024 NATIONAL FOOTBALL LEAGUE

## AFC TOTAL OFFENSE

RANK	TEAM	TOTAL	RUSH	PASS	TOTAL/G	RUSH/G	PASS/G
1	Baltimore	1718	881	837	429.5	220.3	209.3
2	Houston	1458	427	1031	364.5	106.8	257.8
3	Cincinnati	1353	409	944	338.3	102.3	236.0
4	Kansas City	1313	450	863	328.3	112.5	215.8
5	Indianapolis	1305	527	778	326.3	131.8	194.5
6	Pittsburgh	1271	514	757	317.8	128.5	189.3
7	Buffalo	1223	441	782	305.8	110.3	195.5
8	New York Jets	1179	366	813	294.8	91.5	203.3
9	Las Vegas	1155	305	850	288.8	76.3	212.5
10	Jacksonville	1142	505	637	285.5	126.3	159.3
11	Miami	1140	391	749	285.0	97.8	187.3
12	Denver	1064	425	639	266.0	106.3	159.8
13	Los Angeles Chargers	1057	511	546	264.3	127.8	136.5
14	Tennessee	1025	445	580	256.3	111.3	145.0
15	Cleveland	985	379	606	246.3	94.8	151.5
16	New England	955	506	449	238.8	126.5	112.3
	<b>TOTALS</b>	<b>19343</b>	<b>7482</b>	<b>11861</b>	<b>302.2</b>	<b>116.9</b>	<b>185.3</b>

## AFC TOTAL DEFENSE

RANK	TEAM	TOTAL	RUSH	PASS	TOTAL/G	RUSH/G	PASS/G
1	Tennessee	975	479	496	243.8	119.8	124.0
2	Denver	1026	442	584	256.5	110.5	146.0
2	New York Jets	1026	514	512	256.5	128.5	128.0
4	Pittsburgh	1047	347	700	261.8	86.8	175.0
5	Houston	1095	451	644	273.8	112.8	161.0
6	Miami	1128	478	650	282.0	119.5	162.5
7	Los Angeles Chargers	1130	376	754	282.5	94.0	188.5
8	Cleveland	1196	493	703	299.0	123.3	175.8
9	Baltimore	1261	231	1030	315.3	57.8	257.5
10	Buffalo	1287	626	661	321.8	156.5	165.3
11	Cincinnati	1307	582	725	326.8	145.5	181.3
11	Kansas City	1307	396	911	326.8	99.0	227.8
13	Las Vegas	1377	550	827	344.3	137.5	206.8
14	New England	1413	397	1016	353.3	99.3	254.0
15	Jacksonville	1520	429	1091	380.0	107.3	272.8
16	Indianapolis	1599	659	940	399.8	164.8	235.0
	<b>TOTALS</b>	<b>19694</b>	<b>7450</b>	<b>12244</b>	<b>307.7</b>	<b>116.4</b>	<b>191.3</b>

# 2024 NATIONAL FOOTBALL LEAGUE

## NFC TOTAL OFFENSE

RANK	TEAM	TOTAL	RUSH	PASS	TOTAL/G	RUSH/G	PASS/G
1	San Francisco	1656	567	1089	414.0	141.8	272.3
2	Green Bay	1640	698	942	410.0	174.5	235.5
3	Detroit	1588	605	983	397.0	151.3	245.8
4	Seattle	1548	425	1123	387.0	106.3	280.8
5	Washington	1529	677	852	382.3	169.3	213.0
6	Philadelphia	1462	615	847	365.5	153.8	211.8
7	New Orleans	1396	590	806	349.0	147.5	201.5
8	Minnesota	1363	495	868	340.8	123.8	217.0
9	Arizona	1332	613	719	333.0	153.3	179.8
10	Dallas	1323	301	1022	330.8	75.3	255.5
11	Tampa Bay	1276	384	892	319.0	96.0	223.0
12	Los Angeles Rams	1250	353	897	312.5	88.3	224.3
13	Atlanta	1237	411	826	309.3	102.8	206.5
14	New York Giants	1187	341	846	296.8	85.3	211.5
15	Carolina	1164	434	730	291.0	108.5	182.5
16	Chicago	1012	349	663	253.0	87.3	165.8
	<b>TOTALS</b>	<b>21963</b>	<b>7858</b>	<b>14105</b>	<b>343.2</b>	<b>122.8</b>	<b>220.4</b>

## NFC TOTAL DEFENSE

RANK	TEAM	TOTAL	RUSH	PASS	TOTAL/G	RUSH/G	PASS/G
1	Seattle	1135	465	670	283.8	116.3	167.5
2	San Francisco	1181	385	796	295.3	96.3	199.0
3	Chicago	1182	484	698	295.5	121.0	174.5
4	New York Giants	1247	475	772	311.8	118.8	193.0
5	New Orleans	1321	386	935	330.3	96.5	233.8
6	Tampa Bay	1341	526	815	335.3	131.5	203.8
7	Atlanta	1346	582	764	336.5	145.5	191.0
8	Green Bay	1359	437	922	339.8	109.3	230.5
9	Detroit	1396	363	1033	349.0	90.8	258.3
10	Minnesota	1400	300	1100	350.0	75.0	275.0
11	Arizona	1419	586	833	354.8	146.5	208.3
12	Dallas	1421	583	838	355.3	145.8	209.5
13	Washington	1428	546	882	357.0	136.5	220.5
14	Carolina	1432	595	837	358.0	148.8	209.3
15	Philadelphia	1463	515	948	365.8	128.8	237.0
16	Los Angeles Rams	1541	662	879	385.3	165.5	219.8
	<b>TOTALS</b>	<b>21612</b>	<b>7890</b>	<b>13722</b>	<b>337.7</b>	<b>123.3</b>	<b>214.4</b>



# 2024 NATIONAL FOOTBALL LEAGUE

## NFL TOTAL OFFENSE

RANK	TEAM	TOTAL	RUSH	PASS	TOTAL/G	RUSH/G	PASS/G
1	Baltimore	1718	881	837	429.5	220.3	209.3
2	San Francisco	1656	567	1089	414.0	141.8	272.3
3	Green Bay	1640	698	942	410.0	174.5	235.5
4	Detroit	1588	605	983	397.0	151.3	245.8
5	Seattle	1548	425	1123	387.0	106.3	280.8
6	Washington	1529	677	852	382.3	169.3	213.0
7	Philadelphia	1462	615	847	365.5	153.8	211.8
8	Houston	1458	427	1031	364.5	106.8	257.8
9	New Orleans	1396	590	806	349.0	147.5	201.5
10	Minnesota	1363	495	868	340.8	123.8	217.0
11	Cincinnati	1353	409	944	338.3	102.3	236.0
12	Arizona	1332	613	719	333.0	153.3	179.8
13	Dallas	1323	301	1022	330.8	75.3	255.5
14	Kansas City	1313	450	863	328.3	112.5	215.8
15	Indianapolis	1305	527	778	326.3	131.8	194.5
16	Tampa Bay	1276	384	892	319.0	96.0	223.0
17	Pittsburgh	1271	514	757	317.8	128.5	189.3
18	Los Angeles Rams	1250	353	897	312.5	88.3	224.3
19	Atlanta	1237	411	826	309.3	102.8	206.5
20	Buffalo	1223	441	782	305.8	110.3	195.5
21	New York Giants	1187	341	846	296.8	85.3	211.5
22	New York Jets	1179	366	813	294.8	91.5	203.3
23	Carolina	1164	434	730	291.0	108.5	182.5
24	Las Vegas	1155	305	850	288.8	76.3	212.5
25	Jacksonville	1142	505	637	285.5	126.3	159.3
26	Miami	1140	391	749	285.0	97.8	187.3
27	Denver	1064	425	639	266.0	106.3	159.8
28	Los Angeles Chargers	1057	511	546	264.3	127.8	136.5
29	Tennessee	1025	445	580	256.3	111.3	145.0
30	Chicago	1012	349	663	253.0	87.3	165.8
31	Cleveland	985	379	606	246.3	94.8	151.5
32	New England	955	506	449	238.8	126.5	112.3
	<b>TOTALS</b>	<b>41306</b>	<b>15340</b>	<b>25966</b>	<b>322.7</b>	<b>119.8</b>	<b>202.9</b>

# 2024 NATIONAL FOOTBALL LEAGUE

## NFL TOTAL DEFENSE

RANK	TEAM	TOTAL	RUSH	PASS	TOTAL/G	RUSH/G	PASS/G
1	Tennessee	975	479	496	243.8	119.8	124.0
2	Denver	1026	442	584	256.5	110.5	146.0
2	New York Jets	1026	514	512	256.5	128.5	128.0
4	Pittsburgh	1047	347	700	261.8	86.8	175.0
5	Houston	1095	451	644	273.8	112.8	161.0
6	Miami	1128	478	650	282.0	119.5	162.5
7	Los Angeles Chargers	1130	376	754	282.5	94.0	188.5
8	Seattle	1135	465	670	283.8	116.3	167.5
9	San Francisco	1181	385	796	295.3	96.3	199.0
10	Chicago	1182	484	698	295.5	121.0	174.5
11	Cleveland	1196	493	703	299.0	123.3	175.8
12	New York Giants	1247	475	772	311.8	118.8	193.0
13	Baltimore	1261	231	1030	315.3	57.8	257.5
14	Buffalo	1287	626	661	321.8	156.5	165.3
15	Cincinnati	1307	582	725	326.8	145.5	181.3
15	Kansas City	1307	396	911	326.8	99.0	227.8
17	New Orleans	1321	386	935	330.3	96.5	233.8
18	Tampa Bay	1341	526	815	335.3	131.5	203.8
19	Atlanta	1346	582	764	336.5	145.5	191.0
20	Green Bay	1359	437	922	339.8	109.3	230.5
21	Las Vegas	1377	550	827	344.3	137.5	206.8
22	Detroit	1396	363	1033	349.0	90.8	258.3
23	Minnesota	1400	300	1100	350.0	75.0	275.0
24	New England	1413	397	1016	353.3	99.3	254.0
25	Arizona	1419	586	833	354.8	146.5	208.3
26	Dallas	1421	583	838	355.3	145.8	209.5
27	Washington	1428	546	882	357.0	136.5	220.5
28	Carolina	1432	595	837	358.0	148.8	209.3
29	Philadelphia	1463	515	948	365.8	128.8	237.0
30	Jacksonville	1520	429	1091	380.0	107.3	272.8
31	Los Angeles Rams	1541	662	879	385.3	165.5	219.8
32	Indianapolis	1599	659	940	399.8	164.8	235.0
	<b>TOTALS</b>	<b>41306</b>	<b>15340</b>	<b>25966</b>	<b>322.7</b>	<b>119.8</b>	<b>202.9</b>

# 2024 NATIONAL FOOTBALL LEAGUE

---

# 2024 NATIONAL FOOTBALL LEAGUE

## AFC TEAM TAKEAWAYS/GIVEAWAYS

RANK	TEAM	TAKEAWAYS			GIVEAWAYS			NET DIFF
		INT	FUM	TOTAL	INT	FUM	TOTAL	
1t	Buffalo	4	3	7	0	2	2	+5
1t	Los Angeles Chargers	4	3	7	1	1	2	+5
3	Pittsburgh	4	1	5	1	2	3	+2
4t	Baltimore	2	2	4	1	2	3	+1
4t	New York Jets	1	3	4	1	2	3	+1
6t	Cincinnati	3	1	4	1	3	4	0
6t	Indianapolis	2	4	6	6	0	6	0
6t	Miami	3	1	4	3	1	4	0
6t	New England	1	3	4	1	3	4	0
10	Houston	3	0	3	2	2	4	-1
11t	Cleveland	0	3	3	3	2	5	-2
11t	Denver	2	3	5	4	3	7	-2
11t	Jacksonville	0	1	1	1	2	3	-2
14t	Kansas City	1	2	3	5	2	7	-4
14t	Las Vegas	2	0	2	3	3	6	-4
16	Tennessee	0	2	2	6	3	9	-7
	<b>TOTALS</b>	<b>32</b>	<b>32</b>	<b>64</b>	<b>39</b>	<b>33</b>	<b>72</b>	<b>-8</b>

## NFC TEAM TAKEAWAYS/GIVEAWAYS

RANK	TEAM	TAKEAWAYS			GIVEAWAYS			NET DIFF
		INT	FUM	TOTAL	INT	FUM	TOTAL	
1	Green Bay	8	4	12	4	2	6	+6
2t	Minnesota	8	2	10	3	4	7	+3
2t	New Orleans	6	2	8	3	2	5	+3
4t	Chicago	5	3	8	4	2	6	+2
4t	San Francisco	3	4	7	2	3	5	+2
4t	Tampa Bay	2	3	5	2	1	3	+2
7t	Dallas	4	0	4	2	1	3	+1
7t	Detroit	4	1	5	4	0	4	+1
7t	Washington	0	2	2	1	0	1	+1
10t	Arizona	2	2	4	1	3	4	0
10t	Carolina	3	2	5	4	1	5	0
12t	Atlanta	3	1	4	4	1	5	-1
12t	Los Angeles Rams	1	2	3	2	2	4	-1
14	New York Giants	1	3	4	3	3	6	-2
15	Seattle	2	1	3	4	2	6	-3
16	Philadelphia	2	0	2	4	4	8	-6
	<b>TOTALS</b>	<b>54</b>	<b>32</b>	<b>86</b>	<b>47</b>	<b>31</b>	<b>78</b>	<b>+8</b>



# 2024 NATIONAL FOOTBALL LEAGUE

## NFL TEAM TAKEAWAYS/GIVEAWAYS

RANK	TEAM	TAKEAWAYS			GIVEAWAYS			NET DIFF
		INT	FUM	TOTAL	INT	FUM	TOTAL	
1	Green Bay	8	4	12	4	2	6	+6
2t	Buffalo	4	3	7	0	2	2	+5
2t	Los Angeles Chargers	4	3	7	1	1	2	+5
4t	Minnesota	8	2	10	3	4	7	+3
4t	New Orleans	6	2	8	3	2	5	+3
6t	Chicago	5	3	8	4	2	6	+2
6t	Pittsburgh	4	1	5	1	2	3	+2
6t	San Francisco	3	4	7	2	3	5	+2
6t	Tampa Bay	2	3	5	2	1	3	+2
10t	Baltimore	2	2	4	1	2	3	+1
10t	Dallas	4	0	4	2	1	3	+1
10t	Detroit	4	1	5	4	0	4	+1
10t	New York Jets	1	3	4	1	2	3	+1
10t	Washington	0	2	2	1	0	1	+1
15t	Arizona	2	2	4	1	3	4	0
15t	Carolina	3	2	5	4	1	5	0
15t	Cincinnati	3	1	4	1	3	4	0
15t	Indianapolis	2	4	6	6	0	6	0
15t	Miami	3	1	4	3	1	4	0
15t	New England	1	3	4	1	3	4	0
21t	Atlanta	3	1	4	4	1	5	-1
21t	Houston	3	0	3	2	2	4	-1
21t	Los Angeles Rams	1	2	3	2	2	4	-1
24t	Cleveland	0	3	3	3	2	5	-2
24t	Denver	2	3	5	4	3	7	-2
24t	Jacksonville	0	1	1	1	2	3	-2
24t	New York Giants	1	3	4	3	3	6	-2
28	Seattle	2	1	3	4	2	6	-3
29t	Kansas City	1	2	3	5	2	7	-4
29t	Las Vegas	2	0	2	3	3	6	-4
31	Philadelphia	2	0	2	4	4	8	-6
32	Tennessee	0	2	2	6	3	9	-7
	<b>TOTALS</b>	<b>86</b>	<b>64</b>	<b>150</b>	<b>86</b>	<b>64</b>	<b>150</b>	<b>0</b>

# 2024 NATIONAL FOOTBALL LEAGUE

---

# 2024 NATIONAL FOOTBALL LEAGUE

## AFC OFFENSE INSIDE THE 20

RANK	TEAM	DRIVES	PTS	TD	TD%	FG	SCORES	SCORE%
1	Cleveland	6	36	5	83.3%	0	5	83.3%
2	Buffalo	15	82	11	73.3%	2	13	86.7%
3	Houston	11	58	8	72.7%	1	9	81.8%
4	Baltimore	14	79	10	71.4%	3	13	92.9%
5	Las Vegas	10	59	7	70.0%	3	10	100.0%
6t	Cincinnati	13	67	8	61.5%	4	12	92.3%
6t	Indianapolis	13	64	8	61.5%	3	11	84.6%
8	New York Jets	10	52	6	60.0%	4	10	100.0%
9	Tennessee	11	51	6	54.5%	3	9	81.8%
10	Kansas City	11	49	5	45.5%	5	10	90.9%
11	Los Angeles Chargers	9	36	4	44.4%	3	7	77.8%
12	Jacksonville	14	51	6	42.9%	3	9	64.3%
13	Pittsburgh	12	44	5	41.7%	3	8	66.7%
14	New England	11	43	4	36.4%	5	9	81.8%
15t	Denver	12	45	4	33.3%	6	10	83.3%
15t	Miami	9	29	3	33.3%	3	6	66.7%
	<b>TOTALS</b>	<b>181</b>	<b>845</b>	<b>100</b>	<b>55.2%</b>	<b>51</b>	<b>151</b>	<b>83.4%</b>

## AFC DEFENSE INSIDE THE 20

RANK	TEAM	DRIVES	PTS	TD	TD%	FG	SCORES	SCORE%
1t	Denver	7	26	2	28.6%	4	6	85.7%
1t	Los Angeles Chargers	7	23	2	28.6%	3	5	71.4%
3t	New York Jets	11	40	4	36.4%	4	8	72.7%
3t	Pittsburgh	11	46	4	36.4%	6	10	90.9%
5t	Kansas City	14	53	6	42.9%	4	10	71.4%
5t	Tennessee	7	32	3	42.9%	4	7	100.0%
7	Buffalo	16	68	8	50.0%	4	12	75.0%
8	New England	13	63	7	53.8%	5	12	92.3%
9	Las Vegas	14	69	8	57.1%	5	13	92.9%
10t	Baltimore	12	56	7	58.3%	3	10	83.3%
10t	Cincinnati	12	61	7	58.3%	4	11	91.7%
10t	Cleveland	12	58	7	58.3%	3	10	83.3%
13	Indianapolis	13	64	9	69.2%	1	10	76.9%
14t	Houston	12	65	9	75.0%	1	10	83.3%
14t	Jacksonville	12	71	9	75.0%	3	12	100.0%
16	Miami	10	59	8	80.0%	1	9	90.0%
	<b>TOTALS</b>	<b>183</b>	<b>854</b>	<b>100</b>	<b>54.6%</b>	<b>55</b>	<b>155</b>	<b>84.7%</b>

# 2024 NATIONAL FOOTBALL LEAGUE

## NFC OFFENSE INSIDE THE 20

RANK	TEAM	DRIVES	PTS	TD	TD%	FG	SCORES	SCORE%
1	New Orleans	16	88	12	75.0%	2	14	87.5%
2	Arizona	11	62	8	72.7%	2	10	90.9%
3	Minnesota	15	82	10	66.7%	4	14	93.3%
4t	Carolina	10	46	6	60.0%	2	8	80.0%
4t	Seattle	10	50	6	60.0%	3	9	90.0%
4t	Tampa Bay	15	74	9	60.0%	4	13	86.7%
7	Washington	17	91	10	58.8%	7	17	100.0%
8t	Chicago	9	40	5	55.6%	2	7	77.8%
8t	Dallas	9	39	5	55.6%	2	7	77.8%
8t	Detroit	18	83	10	55.6%	5	15	83.3%
11t	New York Giants	12	48	6	50.0%	3	9	75.0%
11t	San Francisco	16	77	8	50.0%	7	15	93.8%
13	Philadelphia	17	70	8	47.1%	4	12	70.6%
14	Green Bay	15	68	7	46.7%	6	13	86.7%
15	Los Angeles Rams	17	69	7	41.2%	7	14	82.4%
16	Atlanta	10	40	4	40.0%	4	8	80.0%
	<b>TOTALS</b>	<b>217</b>	<b>1027</b>	<b>121</b>	<b>55.8%</b>	<b>64</b>	<b>185</b>	<b>85.3%</b>

## NFC DEFENSE INSIDE THE 20

RANK	TEAM	DRIVES	PTS	TD	TD%	FG	SCORES	SCORE%
1	New Orleans	9	23	2	22.2%	3	5	55.6%
2	New York Giants	10	47	4	40.0%	6	10	100.0%
3	Philadelphia	16	68	7	43.8%	7	14	87.5%
4	Chicago	11	43	5	45.5%	3	8	72.7%
5	Atlanta	15	61	7	46.7%	4	11	73.3%
6	Tampa Bay	17	70	8	47.1%	5	13	76.5%
7	Minnesota	14	56	7	50.0%	2	9	64.3%
8	Seattle	15	70	8	53.3%	5	13	86.7%
9t	Detroit	12	57	7	58.3%	3	10	83.3%
9t	San Francisco	12	60	7	58.3%	4	11	91.7%
11t	Green Bay	15	75	9	60.0%	4	13	86.7%
11t	Los Angeles Rams	15	74	9	60.0%	4	13	86.7%
13	Arizona	16	86	11	68.8%	3	14	87.5%
14	Washington	14	79	10	71.4%	4	14	100.0%
15	Dallas	12	71	9	75.0%	3	12	100.0%
16	Carolina	12	78	11	91.7%	0	11	91.7%
	<b>TOTALS</b>	<b>215</b>	<b>1018</b>	<b>121</b>	<b>56.3%</b>	<b>60</b>	<b>181</b>	<b>84.2%</b>



# 2024 NATIONAL FOOTBALL LEAGUE

## NFL OFFENSE INSIDE THE 20

RANK	TEAM	DRIVES	PTS	TD	TD%	FG	SCORES	SCORE%
1	Cleveland	6	36	5	83.3%	0	5	83.3%
2	New Orleans	16	88	12	75.0%	2	14	87.5%
3	Buffalo	15	82	11	73.3%	2	13	86.7%
4t	Arizona	11	62	8	72.7%	2	10	90.9%
4t	Houston	11	58	8	72.7%	1	9	81.8%
6	Baltimore	14	79	10	71.4%	3	13	92.9%
7	Las Vegas	10	59	7	70.0%	3	10	100.0%
8	Minnesota	15	82	10	66.7%	4	14	93.3%
9t	Cincinnati	13	67	8	61.5%	4	12	92.3%
9t	Indianapolis	13	64	8	61.5%	3	11	84.6%
11t	Carolina	10	46	6	60.0%	2	8	80.0%
11t	New York Jets	10	52	6	60.0%	4	10	100.0%
11t	Seattle	10	50	6	60.0%	3	9	90.0%
11t	Tampa Bay	15	74	9	60.0%	4	13	86.7%
15	Washington	17	91	10	58.8%	7	17	100.0%
16t	Chicago	9	40	5	55.6%	2	7	77.8%
16t	Dallas	9	39	5	55.6%	2	7	77.8%
16t	Detroit	18	83	10	55.6%	5	15	83.3%
19	Tennessee	11	51	6	54.5%	3	9	81.8%
20t	New York Giants	12	48	6	50.0%	3	9	75.0%
20t	San Francisco	16	77	8	50.0%	7	15	93.8%
22	Philadelphia	17	70	8	47.1%	4	12	70.6%
23	Green Bay	15	68	7	46.7%	6	13	86.7%
24	Kansas City	11	49	5	45.5%	5	10	90.9%
25	Los Angeles Chargers	9	36	4	44.4%	3	7	77.8%
26	Jacksonville	14	51	6	42.9%	3	9	64.3%
27	Pittsburgh	12	44	5	41.7%	3	8	66.7%
28	Los Angeles Rams	17	69	7	41.2%	7	14	82.4%
29	Atlanta	10	40	4	40.0%	4	8	80.0%
30	New England	11	43	4	36.4%	5	9	81.8%
31t	Denver	12	45	4	33.3%	6	10	83.3%
31t	Miami	9	29	3	33.3%	3	6	66.7%
	<b>TOTALS</b>	<b>398</b>	<b>1872</b>	<b>221</b>	<b>55.5%</b>	<b>115</b>	<b>336</b>	<b>84.4%</b>

# 2024 NATIONAL FOOTBALL LEAGUE

## NFL DEFENSE INSIDE THE 20

RANK	TEAM	DRIVES	PTS	TD	TD%	FG	SCORES	SCORE%
1	New Orleans	9	23	2	22.2%	3	5	55.6%
2t	Denver	7	26	2	28.6%	4	6	85.7%
2t	Los Angeles Chargers	7	23	2	28.6%	3	5	71.4%
4t	New York Jets	11	40	4	36.4%	4	8	72.7%
4t	Pittsburgh	11	46	4	36.4%	6	10	90.9%
6	New York Giants	10	47	4	40.0%	6	10	100.0%
7t	Kansas City	14	53	6	42.9%	4	10	71.4%
7t	Tennessee	7	32	3	42.9%	4	7	100.0%
9	Philadelphia	16	68	7	43.8%	7	14	87.5%
10	Chicago	11	43	5	45.5%	3	8	72.7%
11	Atlanta	15	61	7	46.7%	4	11	73.3%
12	Tampa Bay	17	70	8	47.1%	5	13	76.5%
13t	Buffalo	16	68	8	50.0%	4	12	75.0%
13t	Minnesota	14	56	7	50.0%	2	9	64.3%
15	Seattle	15	70	8	53.3%	5	13	86.7%
16	New England	13	63	7	53.8%	5	12	92.3%
17	Las Vegas	14	69	8	57.1%	5	13	92.9%
18t	Baltimore	12	56	7	58.3%	3	10	83.3%
18t	Cincinnati	12	61	7	58.3%	4	11	91.7%
18t	Cleveland	12	58	7	58.3%	3	10	83.3%
18t	Detroit	12	57	7	58.3%	3	10	83.3%
18t	San Francisco	12	60	7	58.3%	4	11	91.7%
23t	Green Bay	15	75	9	60.0%	4	13	86.7%
23t	Los Angeles Rams	15	74	9	60.0%	4	13	86.7%
25	Arizona	16	86	11	68.8%	3	14	87.5%
26	Indianapolis	13	64	9	69.2%	1	10	76.9%
27	Washington	14	79	10	71.4%	4	14	100.0%
28t	Dallas	12	71	9	75.0%	3	12	100.0%
28t	Houston	12	65	9	75.0%	1	10	83.3%
28t	Jacksonville	12	71	9	75.0%	3	12	100.0%
31	Miami	10	59	8	80.0%	1	9	90.0%
32	Carolina	12	78	11	91.7%	0	11	91.7%
	<b>TOTALS</b>	<b>398</b>	<b>1872</b>	<b>221</b>	<b>55.5%</b>	<b>115</b>	<b>336</b>	<b>84.4%</b>

# 2024 NATIONAL FOOTBALL LEAGUE

---

# 2024 NATIONAL FOOTBALL LEAGUE

## AFC TEAM OFFENSE FIRST DOWNS, THIRD DOWNS & FOURTH DOWNS

RANK	TEAM	FIRST DOWNS				THIRD DOWNS			FOURTH DOWNS		
		TOTAL	RUSH	PASS	PEN	MADE	ATT	PCT	MADE	ATT	PCT
1	Baltimore	92	45	42	5	19	43	44.2%	2	3	66.7%
2	Cincinnati	85	28	50	7	21	47	44.7%	3	4	75.0%
3	Houston	84	19	60	5	22	55	40.0%	5	7	71.4%
4	Kansas City	78	28	43	7	20	47	42.6%	3	3	100.0%
5	Pittsburgh	75	30	33	12	25	57	43.9%	0	3	0.0%
6t	Buffalo	73	29	37	7	15	42	35.7%	6	6	100.0%
6t	New York Jets	73	22	46	5	25	54	46.3%	0	2	0.0%
8	Jacksonville	71	26	38	7	11	44	25.0%	4	10	40.0%
9t	Indianapolis	70	33	31	6	18	46	39.1%	2	5	40.0%
9t	Tennessee	70	29	32	9	13	47	27.7%	2	5	40.0%
11	Las Vegas	69	13	48	8	16	49	32.7%	1	5	20.0%
12t	Cleveland	64	25	31	8	11	53	20.8%	7	12	58.3%
12t	Miami	64	21	35	8	18	55	32.7%	2	13	15.4%
14	New England	59	24	29	6	19	58	32.8%	4	6	66.7%
15	Denver	56	30	25	1	14	57	24.6%	4	6	66.7%
16	Los Angeles Chargers	54	21	30	3	20	55	36.4%	0	1	0.0%
	<b>TOTALS</b>	<b>1137</b>	<b>423</b>	<b>610</b>	<b>104</b>	<b>287</b>	<b>809</b>	<b>35.5%</b>	<b>45</b>	<b>91</b>	<b>49.5%</b>

## AFC TEAM DEFENSE FIRST DOWNS, THIRD DOWNS & FOURTH DOWNS

RANK	TEAM	FIRST DOWNS				THIRD DOWNS			FOURTH DOWNS		
		TOTAL	RUSH	PASS	PEN	MADE	ATT	PCT	MADE	ATT	PCT
1	Tennessee	56	27	24	5	14	51	27.5%	3	5	60.0%
2	Los Angeles Chargers	57	18	32	7	22	56	39.3%	1	4	25.0%
3	Pittsburgh	60	21	36	3	15	47	31.9%	2	3	66.7%
4	Houston	65	22	34	9	21	52	40.4%	3	6	50.0%
5t	Miami	67	29	31	7	10	42	23.8%	2	3	66.7%
5t	New York Jets	67	30	28	9	16	50	32.0%	3	4	75.0%
7	Denver	68	17	39	12	15	53	28.3%	0	3	0.0%
8	Cleveland	71	29	37	5	15	49	30.6%	1	1	100.0%
9	Las Vegas	72	24	44	4	15	48	31.3%	1	2	50.0%
10	Kansas City	74	26	42	6	17	49	34.7%	4	8	50.0%
11t	Baltimore	77	12	53	12	18	47	38.3%	1	3	33.3%
11t	New England	77	25	46	6	28	54	51.9%	1	3	33.3%
13	Buffalo	79	33	41	5	21	50	42.0%	5	14	35.7%
14	Cincinnati	82	38	38	6	19	46	41.3%	6	8	75.0%
15	Jacksonville	86	25	53	8	23	54	42.6%	5	7	71.4%
16	Indianapolis	94	38	48	8	32	65	49.2%	6	9	66.7%
	<b>TOTALS</b>	<b>1152</b>	<b>414</b>	<b>626</b>	<b>112</b>	<b>301</b>	<b>813</b>	<b>37.0%</b>	<b>44</b>	<b>83</b>	<b>53.0%</b>



# 2024 NATIONAL FOOTBALL LEAGUE

## NFC TEAM OFFENSE FIRST DOWNS, THIRD DOWNS & FOURTH DOWNS

RANK	TEAM	FIRST DOWNS				THIRD DOWNS			FOURTH DOWNS		
		TOTAL	RUSH	PASS	PEN	MADE	ATT	PCT	MADE	ATT	PCT
1	Seattle	96	27	57	12	19	48	39.6%	2	4	50.0%
2	Washington	95	42	45	8	23	43	53.5%	6	6	100.0%
3	San Francisco	92	29	54	9	21	47	44.7%	2	4	50.0%
4	Detroit	91	39	46	6	22	48	45.8%	4	7	57.1%
5t	New Orleans	83	45	33	5	25	47	53.2%	1	3	33.3%
5t	Philadelphia	83	35	43	5	22	54	40.7%	5	9	55.6%
7	Tampa Bay	82	20	53	9	20	47	42.6%	1	3	33.3%
8	Los Angeles Rams	80	28	43	9	17	46	37.0%	4	7	57.1%
9	Green Bay	78	32	40	6	22	54	40.7%	1	3	33.3%
10	Arizona	76	35	34	7	19	44	43.2%	2	6	33.3%
11t	Dallas	75	19	48	8	20	50	40.0%	2	5	40.0%
11t	Minnesota	75	28	40	7	20	46	43.5%	2	3	66.7%
13	Atlanta	70	23	39	8	10	38	26.3%	3	6	50.0%
14t	Chicago	69	20	37	12	20	60	33.3%	7	9	77.8%
14t	New York Giants	69	21	44	4	20	56	35.7%	6	10	60.0%
16	Carolina	66	24	37	5	14	48	29.2%	3	9	33.3%
	<b>TOTALS</b>	<b>1280</b>	<b>467</b>	<b>693</b>	<b>120</b>	<b>314</b>	<b>776</b>	<b>40.5%</b>	<b>51</b>	<b>94</b>	<b>54.3%</b>

## NFC TEAM DEFENSE FIRST DOWNS, THIRD DOWNS & FOURTH DOWNS

RANK	TEAM	FIRST DOWNS				THIRD DOWNS			FOURTH DOWNS		
		TOTAL	RUSH	PASS	PEN	MADE	ATT	PCT	MADE	ATT	PCT
1	San Francisco	62	21	36	5	23	50	46.0%	3	6	50.0%
2	New Orleans	65	19	40	6	17	48	35.4%	3	9	33.3%
3	Seattle	66	25	35	6	15	52	28.8%	1	4	25.0%
4	Chicago	67	30	32	5	15	51	29.4%	2	4	50.0%
5	New York Giants	69	28	35	6	17	48	35.4%	4	6	66.7%
6t	Dallas	79	40	36	3	16	48	33.3%	6	9	66.7%
6t	Minnesota	79	13	60	6	17	54	31.5%	4	12	33.3%
8t	Philadelphia	82	30	45	7	17	46	37.0%	3	5	60.0%
8t	Tampa Bay	82	38	37	7	19	51	37.3%	7	11	63.6%
10	Green Bay	84	27	49	8	13	43	30.2%	2	5	40.0%
11	Atlanta	85	40	42	3	27	57	47.4%	4	7	57.1%
12t	Carolina	87	32	44	11	26	53	49.1%	1	3	33.3%
12t	Los Angeles Rams	87	41	36	10	22	44	50.0%	2	2	100.0%
12t	Washington	87	32	49	6	23	42	54.8%	4	6	66.7%
15	Arizona	89	37	45	7	20	44	45.5%	4	7	57.1%
16	Detroit	95	23	56	16	13	41	31.7%	2	6	33.3%
	<b>TOTALS</b>	<b>1265</b>	<b>476</b>	<b>677</b>	<b>112</b>	<b>300</b>	<b>772</b>	<b>38.9%</b>	<b>52</b>	<b>102</b>	<b>51.0%</b>

# 2024 NATIONAL FOOTBALL LEAGUE

## NFL TEAM OFFENSE FIRST DOWNS, THIRD DOWNS & FOURTH DOWNS

RANK	TEAM	FIRST DOWNS				THIRD DOWNS			FOURTH DOWNS		
		TOTAL	RUSH	PASS	PEN	MADE	ATT	PCT	MADE	ATT	PCT
1	Seattle	96	27	57	12	19	48	39.6%	2	4	50.0%
2	Washington	95	42	45	8	23	43	53.5%	6	6	100.0%
3t	Baltimore	92	45	42	5	19	43	44.2%	2	3	66.7%
3t	San Francisco	92	29	54	9	21	47	44.7%	2	4	50.0%
5	Detroit	91	39	46	6	22	48	45.8%	4	7	57.1%
6	Cincinnati	85	28	50	7	21	47	44.7%	3	4	75.0%
7	Houston	84	19	60	5	22	55	40.0%	5	7	71.4%
8t	New Orleans	83	45	33	5	25	47	53.2%	1	3	33.3%
8t	Philadelphia	83	35	43	5	22	54	40.7%	5	9	55.6%
10	Tampa Bay	82	20	53	9	20	47	42.6%	1	3	33.3%
11	Los Angeles Rams	80	28	43	9	17	46	37.0%	4	7	57.1%
12t	Green Bay	78	32	40	6	22	54	40.7%	1	3	33.3%
12t	Kansas City	78	28	43	7	20	47	42.6%	3	3	100.0%
14	Arizona	76	35	34	7	19	44	43.2%	2	6	33.3%
15t	Dallas	75	19	48	8	20	50	40.0%	2	5	40.0%
15t	Minnesota	75	28	40	7	20	46	43.5%	2	3	66.7%
15t	Pittsburgh	75	30	33	12	25	57	43.9%	0	3	0.0%
18t	Buffalo	73	29	37	7	15	42	35.7%	6	6	100.0%
18t	New York Jets	73	22	46	5	25	54	46.3%	0	2	0.0%
20	Jacksonville	71	26	38	7	11	44	25.0%	4	10	40.0%
21t	Atlanta	70	23	39	8	10	38	26.3%	3	6	50.0%
21t	Indianapolis	70	33	31	6	18	46	39.1%	2	5	40.0%
21t	Tennessee	70	29	32	9	13	47	27.7%	2	5	40.0%
24t	Chicago	69	20	37	12	20	60	33.3%	7	9	77.8%
24t	Las Vegas	69	13	48	8	16	49	32.7%	1	5	20.0%
24t	New York Giants	69	21	44	4	20	56	35.7%	6	10	60.0%
27	Carolina	66	24	37	5	14	48	29.2%	3	9	33.3%
28t	Cleveland	64	25	31	8	11	53	20.8%	7	12	58.3%
28t	Miami	64	21	35	8	18	55	32.7%	2	13	15.4%
30	New England	59	24	29	6	19	58	32.8%	4	6	66.7%
31	Denver	56	30	25	1	14	57	24.6%	4	6	66.7%
32	Los Angeles Chargers	54	21	30	3	20	55	36.4%	0	1	0.0%
	<b>TOTALS</b>	<b>2417</b>	<b>890</b>	<b>1303</b>	<b>224</b>	<b>601</b>	<b>1585</b>	<b>37.9%</b>	<b>96</b>	<b>185</b>	<b>51.9%</b>

# 2024 NATIONAL FOOTBALL LEAGUE

## NFL TEAM DEFENSE FIRST DOWNS, THIRD DOWNS & FOURTH DOWNS

RANK	TEAM	FIRST DOWNS				THIRD DOWNS			FOURTH DOWNS		
		TOTAL	RUSH	PASS	PEN	MADE	ATT	PCT	MADE	ATT	PCT
1	Tennessee	56	27	24	5	14	51	27.5%	3	5	60.0%
2	Los Angeles Chargers	57	18	32	7	22	56	39.3%	1	4	25.0%
3	Pittsburgh	60	21	36	3	15	47	31.9%	2	3	66.7%
4	San Francisco	62	21	36	5	23	50	46.0%	3	6	50.0%
5t	Houston	65	22	34	9	21	52	40.4%	3	6	50.0%
5t	New Orleans	65	19	40	6	17	48	35.4%	3	9	33.3%
7	Seattle	66	25	35	6	15	52	28.8%	1	4	25.0%
8t	Chicago	67	30	32	5	15	51	29.4%	2	4	50.0%
8t	Miami	67	29	31	7	10	42	23.8%	2	3	66.7%
8t	New York Jets	67	30	28	9	16	50	32.0%	3	4	75.0%
11	Denver	68	17	39	12	15	53	28.3%	0	3	0.0%
12	New York Giants	69	28	35	6	17	48	35.4%	4	6	66.7%
13	Cleveland	71	29	37	5	15	49	30.6%	1	1	100.0%
14	Las Vegas	72	24	44	4	15	48	31.3%	1	2	50.0%
15	Kansas City	74	26	42	6	17	49	34.7%	4	8	50.0%
16t	Baltimore	77	12	53	12	18	47	38.3%	1	3	33.3%
16t	New England	77	25	46	6	28	54	51.9%	1	3	33.3%
18t	Buffalo	79	33	41	5	21	50	42.0%	5	14	35.7%
18t	Dallas	79	40	36	3	16	48	33.3%	6	9	66.7%
18t	Minnesota	79	13	60	6	17	54	31.5%	4	12	33.3%
21t	Cincinnati	82	38	38	6	19	46	41.3%	6	8	75.0%
21t	Philadelphia	82	30	45	7	17	46	37.0%	3	5	60.0%
21t	Tampa Bay	82	38	37	7	19	51	37.3%	7	11	63.6%
24	Green Bay	84	27	49	8	13	43	30.2%	2	5	40.0%
25	Atlanta	85	40	42	3	27	57	47.4%	4	7	57.1%
26	Jacksonville	86	25	53	8	23	54	42.6%	5	7	71.4%
27t	Carolina	87	32	44	11	26	53	49.1%	1	3	33.3%
27t	Los Angeles Rams	87	41	36	10	22	44	50.0%	2	2	100.0%
27t	Washington	87	32	49	6	23	42	54.8%	4	6	66.7%
30	Arizona	89	37	45	7	20	44	45.5%	4	7	57.1%
31	Indianapolis	94	38	48	8	32	65	49.2%	6	9	66.7%
32	Detroit	95	23	56	16	13	41	31.7%	2	6	33.3%
	<b>TOTALS</b>	<b>2417</b>	<b>890</b>	<b>1303</b>	<b>224</b>	<b>601</b>	<b>1585</b>	<b>37.9%</b>	<b>96</b>	<b>185</b>	<b>51.9%</b>

# 2024 NATIONAL FOOTBALL LEAGUE

---



# 2024 NATIONAL FOOTBALL LEAGUE

---

## AFC OFFENSIVE FIRST DOWN YARDAGE

RANK	TEAM	YDS/PL	PLAYS	YARDS
1	Indianapolis	7.13	99	706
2	Baltimore	6.59	119	784
3	Cincinnati	6.44	105	676
4	Kansas City	6.18	107	661
5	Miami	5.78	105	607
6	Jacksonville	5.70	105	599
7	Houston	5.35	120	642
8	Denver	5.22	100	522
9	Las Vegas	5.15	107	551
10	Tennessee	5.11	105	537
11	Buffalo	4.71	97	457
12	New York Jets	4.53	105	476
13	Los Angeles Chargers	4.50	90	405
14	Pittsburgh	4.08	106	433
15	New England	4.03	97	391
16	Cleveland	3.24	102	330
	<b>TOTALS</b>	<b>5.26</b>	<b>1669</b>	<b>8777</b>

## AFC DEFENSIVE FIRST DOWN YARDAGE

RANK	TEAM	YDS/PL	PLAYS	YARDS
1	New York Jets	4.02	102	410
2	Tennessee	4.54	94	427
3	Denver	4.64	106	492
4	Baltimore	4.71	109	513
5	Cincinnati	4.82	108	521
6	Las Vegas	4.84	107	518
7	Indianapolis	5.05	125	631
8	Buffalo	5.07	108	548
9	Kansas City	5.17	104	538
10	New England	5.19	104	540
11	Los Angeles Chargers	5.27	96	506
12	Cleveland	5.33	112	597
13	Houston	5.79	95	550
14	Pittsburgh	5.92	97	574
15	Jacksonville	6.10	112	683
16	Miami	6.47	100	647
	<b>TOTALS</b>	<b>5.18</b>	<b>1679</b>	<b>8695</b>

# 2024 NATIONAL FOOTBALL LEAGUE

---

## NFC OFFENSIVE FIRST DOWN YARDAGE

RANK	TEAM	YDS/PL	PLAYS	YARDS
1	Detroit	7.01	118	827
2	San Francisco	6.59	120	791
3	Green Bay	6.50	115	747
4	Minnesota	6.48	105	680
5	Atlanta	6.06	99	600
6	New Orleans	5.71	107	611
7	Los Angeles Rams	5.71	110	628
8	Tampa Bay	5.66	109	617
9	Seattle	5.65	127	717
10	Carolina	5.39	104	561
11	Arizona	5.22	104	543
12	Philadelphia	5.18	114	591
13	Dallas	5.01	110	551
14	New York Giants	4.96	104	516
15	Washington	4.60	112	515
16	Chicago	4.42	104	460
	<b>TOTALS</b>	<b>5.65</b>	<b>1762</b>	<b>9955</b>

## NFC DEFENSIVE FIRST DOWN YARDAGE

RANK	TEAM	YDS/PL	PLAYS	YARDS
1	Atlanta	5.14	116	596
2	Chicago	5.23	106	554
3	New York Giants	5.23	103	539
4	San Francisco	5.37	93	499
5	Washington	5.50	105	578
6	Detroit	5.60	124	695
7	Minnesota	5.64	117	660
8	Arizona	5.65	112	633
9	Carolina	5.66	111	628
10	Dallas	5.80	109	632
11	Tampa Bay	5.85	110	643
12	New Orleans	5.85	103	603
13	Seattle	6.19	106	656
14	Green Bay	6.19	116	718
15	Philadelphia	6.22	111	690
16	Los Angeles Rams	6.48	110	713
	<b>TOTALS</b>	<b>5.73</b>	<b>1752</b>	<b>10037</b>

# 2024 NATIONAL FOOTBALL LEAGUE

---

## NFL OFFENSIVE FIRST DOWN YARDAGE

RANK	TEAM	YDS/PL	PLAYS	YARDS
1	Indianapolis	7.13	99	706
2	Detroit	7.01	118	827
3	San Francisco	6.59	120	791
4	Baltimore	6.59	119	784
5	Green Bay	6.50	115	747
6	Minnesota	6.48	105	680
7	Cincinnati	6.44	105	676
8	Kansas City	6.18	107	661
9	Atlanta	6.06	99	600
10	Miami	5.78	105	607
11	New Orleans	5.71	107	611
12	Los Angeles Rams	5.71	110	628
13	Jacksonville	5.70	105	599
14	Tampa Bay	5.66	109	617
15	Seattle	5.65	127	717
16	Carolina	5.39	104	561
17	Houston	5.35	120	642
18	Arizona	5.22	104	543
19	Denver	5.22	100	522
20	Philadelphia	5.18	114	591
21	Las Vegas	5.15	107	551
22	Tennessee	5.11	105	537
23	Dallas	5.01	110	551
24	New York Giants	4.96	104	516
25	Buffalo	4.71	97	457
26	Washington	4.60	112	515
27	New York Jets	4.53	105	476
28	Los Angeles Chargers	4.50	90	405
29	Chicago	4.42	104	460
30	Pittsburgh	4.08	106	433
31	New England	4.03	97	391
32	Cleveland	3.24	102	330
	<b>TOTALS</b>	<b>5.46</b>	<b>3431</b>	<b>18732</b>

# 2024 NATIONAL FOOTBALL LEAGUE

---

## NFL DEFENSIVE FIRST DOWN YARDAGE

RANK	TEAM	YDS/PL	PLAYS	YARDS
1	New York Jets	4.02	102	410
2	Tennessee	4.54	94	427
3	Denver	4.64	106	492
4	Baltimore	4.71	109	513
5	Cincinnati	4.82	108	521
6	Las Vegas	4.84	107	518
7	Indianapolis	5.05	125	631
8	Buffalo	5.07	108	548
9	Atlanta	5.14	116	596
10	Kansas City	5.17	104	538
11	New England	5.19	104	540
12	Chicago	5.23	106	554
13	New York Giants	5.23	103	539
14	Los Angeles Chargers	5.27	96	506
15	Cleveland	5.33	112	597
16	San Francisco	5.37	93	499
17	Washington	5.50	105	578
18	Detroit	5.60	124	695
19	Minnesota	5.64	117	660
20	Arizona	5.65	112	633
21	Carolina	5.66	111	628
22	Houston	5.79	95	550
23	Dallas	5.80	109	632
24	Tampa Bay	5.85	110	643
25	New Orleans	5.85	103	603
26	Pittsburgh	5.92	97	574
27	Jacksonville	6.10	112	683
28	Seattle	6.19	106	656
29	Green Bay	6.19	116	718
30	Philadelphia	6.22	111	690
31	Miami	6.47	100	647
32	Los Angeles Rams	6.48	110	713
	<b>TOTALS</b>	<b>5.46</b>	<b>3431</b>	<b>18732</b>

# 2024 NATIONAL FOOTBALL LEAGUE

---



# 2024 NATIONAL FOOTBALL LEAGUE

## AFC KICKOFFS (RECEIVING TEAM)

RANK	TEAM	TOTAL KO	ADJ KO	TB	TB%	EZ	EZ%	OB	IN20	AVG START
1	Buffalo	18	18	14	77.8%	15	83.3%	1	0	32.2
2	Denver	16	16	13	81.3%	13	81.3%	0	0	30.3
3	Las Vegas	24	24	16	66.7%	19	79.2%	1	1	30.3
4	Houston	21	21	17	81.0%	19	90.5%	0	0	30.0
5	Indianapolis	20	20	15	75.0%	18	90.0%	0	0	29.7
6	New England	20	20	17	85.0%	18	90.0%	0	0	29.5
7	Miami	21	21	18	85.7%	20	95.2%	0	1	29.1
8	Cleveland	22	22	12	54.5%	14	63.6%	0	1	29.1
9	Los Angeles Chargers	14	14	10	71.4%	12	85.7%	0	1	29.0
10	Pittsburgh	15	15	14	93.3%	14	93.3%	0	1	28.9
11	Baltimore	22	19	16	84.2%	19	100.0%	0	0	28.7
12	Kansas City	19	19	15	78.9%	17	89.5%	0	2	28.6
13	New York Jets	17	17	9	52.9%	13	76.5%	0	0	28.5
14	Cincinnati	21	21	9	42.9%	10	47.6%	0	1	28.3
15	Tennessee	22	20	9	45.0%	15	75.0%	0	2	28.1
16	Jacksonville	23	23	16	69.6%	18	78.3%	0	1	27.7
	<b>TOTALS</b>	<b>315</b>	<b>310</b>	<b>220</b>	<b>71.0%</b>	<b>254</b>	<b>81.9%</b>	<b>2</b>	<b>11</b>	<b>29.2</b>

## AFC KICKOFFS (KICKING TEAM)

RANK	TEAM	TOTAL KO	ADJ KO	TB	TB%	EZ	EZ%	OB	IN20	AVG START
1	Denver	18	16	10	62.5%	15	93.8%	0	1	28.0
2	Las Vegas	19	18	9	50.0%	14	77.8%	0	1	28.1
3	Pittsburgh	18	18	14	77.8%	16	88.9%	0	1	28.3
4	Cleveland	16	15	10	66.7%	14	93.3%	0	1	28.5
5	Houston	20	19	9	47.4%	13	68.4%	1	1	28.7
6	New York Jets	17	17	14	82.4%	15	88.2%	0	0	28.8
7	Kansas City	21	21	17	81.0%	19	90.5%	0	1	29.0
8	Miami	14	12	6	50.0%	8	66.7%	0	0	29.3
9	Baltimore	22	22	16	72.7%	21	95.5%	0	2	29.6
10	New England	14	13	11	84.6%	12	92.3%	0	0	29.8
11	Indianapolis	18	17	16	94.1%	16	94.1%	0	0	29.9
12	Los Angeles Chargers	18	18	13	72.2%	14	77.8%	1	0	30.2
13	Jacksonville	16	16	13	81.3%	14	87.5%	0	0	30.8
14	Cincinnati	24	23	20	87.0%	21	91.3%	0	0	31.4
15	Buffalo	25	25	20	80.0%	21	84.0%	1	1	32.0
16	Tennessee	17	16	13	81.3%	15	93.8%	0	0	32.4
	<b>TOTALS</b>	<b>297</b>	<b>286</b>	<b>211</b>	<b>73.8%</b>	<b>248</b>	<b>86.7%</b>	<b>3</b>	<b>9</b>	<b>29.8</b>

ADJ KO: Adjusted kickoffs are used to compute Avg. Team Drive Start. Adjusted kickoffs do not include inside kicks or kickoffs at the end of a half unless either kickoff is returned for a touchdown. Adjusted kickoffs also do not include non-inside kickoffs that result in the kicking team ultimately retaining possession.  
 IN20: The number of drives that start inside (not including) the 20-yard line.

# 2024 NATIONAL FOOTBALL LEAGUE

## NFC KICKOFFS (RECEIVING TEAM)

RANK	TEAM	TOTAL KO	ADJ KO	TB	TB%	EZ	EZ%	OB	IN20	AVG START
1	Arizona	21	21	12	57.1%	15	71.4%	1	1	32.4
2	Washington	22	21	15	71.4%	16	76.2%	1	0	31.3
3	Chicago	20	18	14	77.8%	18	100.0%	0	0	31.1
4	Minnesota	14	12	8	66.7%	8	66.7%	1	0	30.6
5	Los Angeles Rams	23	23	21	91.3%	21	91.3%	0	0	30.6
6	Tampa Bay	19	17	13	76.5%	15	88.2%	1	0	29.6
7	Green Bay	18	17	16	94.1%	17	100.0%	0	1	29.5
8	New Orleans	17	16	10	62.5%	12	75.0%	0	0	29.4
9t	Detroit	19	19	15	78.9%	17	89.5%	0	0	29.4
9t	New York Giants	20	19	7	36.8%	9	47.4%	0	1	29.4
11	Dallas	23	23	15	65.2%	19	82.6%	0	1	28.8
12	Carolina	27	26	11	42.3%	16	61.5%	1	1	28.7
13	Seattle	20	19	12	63.2%	16	84.2%	0	0	28.6
14	San Francisco	18	17	16	94.1%	17	100.0%	0	1	28.5
15	Philadelphia	24	24	17	70.8%	19	79.2%	0	1	28.2
16	Atlanta	22	22	15	68.2%	17	77.3%	0	3	27.1
	<b>TOTALS</b>	<b>327</b>	<b>314</b>	<b>217</b>	<b>69.1%</b>	<b>252</b>	<b>80.3%</b>	<b>5</b>	<b>10</b>	<b>29.5</b>

## NFC KICKOFFS (KICKING TEAM)

RANK	TEAM	TOTAL KO	ADJ KO	TB	TB%	EZ	EZ%	OB	IN20	AVG START
1	Dallas	24	21	12	57.1%	14	66.7%	0	1	26.9
2	New Orleans	27	27	8	29.6%	12	44.4%	0	2	27.0
3	Green Bay	23	22	15	68.2%	18	81.8%	0	2	27.9
4	Philadelphia	17	17	14	82.4%	15	88.2%	0	2	28.0
5	Detroit	22	22	19	86.4%	20	90.9%	0	0	28.5
6	Tampa Bay	22	22	16	72.7%	18	81.8%	0	0	28.5
7	Minnesota	23	23	20	87.0%	22	95.7%	0	1	29.0
8	Chicago	19	19	10	52.6%	15	78.9%	0	1	29.1
9	Atlanta	20	19	12	63.2%	15	78.9%	0	1	29.3
10	San Francisco	25	24	20	83.3%	22	91.7%	0	0	29.5
11	Carolina	17	17	6	35.3%	6	35.3%	1	1	29.5
12	Los Angeles Rams	21	21	20	95.2%	21	100.0%	0	0	29.6
13	Seattle	23	23	16	69.6%	18	78.3%	0	1	29.7
14	Washington	25	24	6	25.0%	10	41.7%	1	0	30.1
15	New York Giants	17	17	15	88.2%	15	88.2%	1	0	30.4
16	Arizona	20	20	17	85.0%	17	85.0%	1	0	32.8
	<b>TOTALS</b>	<b>345</b>	<b>338</b>	<b>226</b>	<b>66.9%</b>	<b>258</b>	<b>76.3%</b>	<b>4</b>	<b>12</b>	<b>29.1</b>

ADJ KO: Adjusted kickoffs are used to compute Avg. Team Drive Start. Adjusted kickoffs do not include inside kicks or kickoffs at the end of a half unless either kickoff is returned for a touchdown. Adjusted kickoffs also do not include non-inside kickoffs that result in the kicking team ultimately retaining possession.

IN20: The number of drives that start inside (not including) the 20-yard line.

# 2024 NATIONAL FOOTBALL LEAGUE

## NFL KICKOFFS (RECEIVING TEAM)

RANK	TEAM	TOTAL KO	ADJ KO	TB	TB%	EZ	EZ%	OB	IN20	AVG START
1	Arizona	21	21	12	57.1%	15	71.4%	1	1	32.4
2	Buffalo	18	18	14	77.8%	15	83.3%	1	0	32.2
3	Washington	22	21	15	71.4%	16	76.2%	1	0	31.3
4	Chicago	20	18	14	77.8%	18	100.0%	0	0	31.1
5	Minnesota	14	12	8	66.7%	8	66.7%	1	0	30.6
6	Los Angeles Rams	23	23	21	91.3%	21	91.3%	0	0	30.6
7	Denver	16	16	13	81.3%	13	81.3%	0	0	30.3
8	Las Vegas	24	24	16	66.7%	19	79.2%	1	1	30.3
9	Houston	21	21	17	81.0%	19	90.5%	0	0	30.0
10	Indianapolis	20	20	15	75.0%	18	90.0%	0	0	29.7
11	Tampa Bay	19	17	13	76.5%	15	88.2%	1	0	29.6
12	Green Bay	18	17	16	94.1%	17	100.0%	0	1	29.5
13	New England	20	20	17	85.0%	18	90.0%	0	0	29.5
14	New Orleans	17	16	10	62.5%	12	75.0%	0	0	29.4
15t	Detroit	19	19	15	78.9%	17	89.5%	0	0	29.4
15t	New York Giants	20	19	7	36.8%	9	47.4%	0	1	29.4
17	Miami	21	21	18	85.7%	20	95.2%	0	1	29.1
18	Cleveland	22	22	12	54.5%	14	63.6%	0	1	29.1
19	Los Angeles Chargers	14	14	10	71.4%	12	85.7%	0	1	29.0
20	Pittsburgh	15	15	14	93.3%	14	93.3%	0	1	28.9
21	Dallas	23	23	15	65.2%	19	82.6%	0	1	28.8
22	Baltimore	22	19	16	84.2%	19	100.0%	0	0	28.7
23	Carolina	27	26	11	42.3%	16	61.5%	1	1	28.7
24t	Kansas City	19	19	15	78.9%	17	89.5%	0	2	28.6
24t	Seattle	20	19	12	63.2%	16	84.2%	0	0	28.6
26t	New York Jets	17	17	9	52.9%	13	76.5%	0	0	28.5
26t	San Francisco	18	17	16	94.1%	17	100.0%	0	1	28.5
28	Cincinnati	21	21	9	42.9%	10	47.6%	0	1	28.3
29	Philadelphia	24	24	17	70.8%	19	79.2%	0	1	28.2
30	Tennessee	22	20	9	45.0%	15	75.0%	0	2	28.1
31	Jacksonville	23	23	16	69.6%	18	78.3%	0	1	27.7
32	Atlanta	22	22	15	68.2%	17	77.3%	0	3	27.1
	<b>TOTALS</b>	<b>1284</b>	<b>1248</b>	<b>874</b>	<b>70.0%</b>	<b>1012</b>	<b>81.1%</b>	<b>14</b>	<b>42</b>	<b>29.4</b>

ADJ KO: Adjusted kickoffs are used to compute Avg. Team Drive Start. Adjusted kickoffs do not include inside kicks or kickoffs at the end of a half unless either kickoff is returned for a touchdown. Adjusted kickoffs also do not include non-onside kickoffs that result in the kicking team ultimately retaining possession.

IN20: The number of drives that start inside (not including) the 20-yard line.

# 2024 NATIONAL FOOTBALL LEAGUE

## NFL KICKOFFS (KICKING TEAM)

RANK	TEAM	TOTAL KO	ADJ KO	TB	TB%	EZ	EZ%	OB	IN20	AVG START
1	Dallas	24	21	12	57.1%	14	66.7%	0	1	26.9
2	New Orleans	27	27	8	29.6%	12	44.4%	0	2	27.0
3	Green Bay	23	22	15	68.2%	18	81.8%	0	2	27.9
4t	Denver	18	16	10	62.5%	15	93.8%	0	1	28.0
4t	Philadelphia	17	17	14	82.4%	15	88.2%	0	2	28.0
6	Las Vegas	19	18	9	50.0%	14	77.8%	0	1	28.1
7	Pittsburgh	18	18	14	77.8%	16	88.9%	0	1	28.3
8	Cleveland	16	15	10	66.7%	14	93.3%	0	1	28.5
9	Detroit	22	22	19	86.4%	20	90.9%	0	0	28.5
10	Tampa Bay	22	22	16	72.7%	18	81.8%	0	0	28.5
11	Houston	20	19	9	47.4%	13	68.4%	1	1	28.7
12	New York Jets	17	17	14	82.4%	15	88.2%	0	0	28.8
13	Kansas City	21	21	17	81.0%	19	90.5%	0	1	29.0
14	Minnesota	23	23	20	87.0%	22	95.7%	0	1	29.0
15	Chicago	19	19	10	52.6%	15	78.9%	0	1	29.1
16	Miami	14	12	6	50.0%	8	66.7%	0	0	29.3
17	Atlanta	20	19	12	63.2%	15	78.9%	0	1	29.3
18	San Francisco	25	24	20	83.3%	22	91.7%	0	0	29.5
19	Carolina	17	17	6	35.3%	6	35.3%	1	1	29.5
20	Los Angeles Rams	21	21	20	95.2%	21	100.0%	0	0	29.6
21	Baltimore	22	22	16	72.7%	21	95.5%	0	2	29.6
22	Seattle	23	23	16	69.6%	18	78.3%	0	1	29.7
23	New England	14	13	11	84.6%	12	92.3%	0	0	29.8
24	Indianapolis	18	17	16	94.1%	16	94.1%	0	0	29.9
25	Washington	25	24	6	25.0%	10	41.7%	1	0	30.1
26	Los Angeles Chargers	18	18	13	72.2%	14	77.8%	1	0	30.2
27	New York Giants	17	17	15	88.2%	15	88.2%	1	0	30.4
28	Jacksonville	16	16	13	81.3%	14	87.5%	0	0	30.8
29	Cincinnati	24	23	20	87.0%	21	91.3%	0	0	31.4
30	Buffalo	25	25	20	80.0%	21	84.0%	1	1	32.0
31	Tennessee	17	16	13	81.3%	15	93.8%	0	0	32.4
32	Arizona	20	20	17	85.0%	17	85.0%	1	0	32.8
	<b>TOTALS</b>	<b>1284</b>	<b>1248</b>	<b>874</b>	<b>70.0%</b>	<b>1012</b>	<b>81.1%</b>	<b>14</b>	<b>42</b>	<b>29.4</b>

ADJ KO: Adjusted kickoffs are used to compute Avg. Team Drive Start. Adjusted kickoffs do not include inside kicks or kickoffs at the end of a half unless either kickoff is returned for a touchdown. Adjusted kickoffs also do not include non-onside kickoffs that result in the kicking team ultimately retaining possession.

IN20: The number of drives that start inside (not including) the 20-yard line.

# 2024 NATIONAL FOOTBALL LEAGUE

## AFC PLAYER SINGLE-GAME HIGHS

CATEGORY	TOTAL	PLAYER	GAME	DETAILS
Points	18	Chris Boswell	PIT at ATL, Sep. 8	6 FG
	18	James Cook	BUF at MIA, Sep. 12	3 TD
Passing Yards	345	C.J. Stroud	HOU vs. JAX, Sep. 29	27-40, 345 YDS, 2 TD, 0 INT
Longest Pass	80	Tua Tagovailoa	MIA vs. JAX, Sep. 8	to Tyreek Hill (TD)
Passing Touchdowns	4	Josh Allen	BUF vs. JAX, Sep. 23	23-30, 263 YDS, 4 TD, 0 INT
Rushing Yards	199	Derrick Henry	BAL vs. BUF, Sep. 29	24-199, 1 TD
Rushing Attempts	30	Joe Mixon	HOU at IND, Sep. 8	30-159, 1 TD
Longest Rush	87	Derrick Henry	BAL vs. BUF, Sep. 29	(TD)
Receptions	12	Rashee Rice	KC at ATL, Sep. 22	12-110, 1 TD
	12	Nico Collins	HOU vs. JAX, Sep. 29	12-151, 1 TD
Receiving Yards	151	Nico Collins	HOU vs. JAX, Sep. 29	12-151, 1 TD
Kickoff Return Yards	127	Jha'Quan Jackson	TEN at CHI, Sep. 8	5-127, 0 TD
Kickoff Returns	5	Jha'Quan Jackson	TEN at CHI, Sep. 8	5-127, 0 TD
Longest Kickoff Return	53	Brandon Codrington	BUF vs. ARI, Sep. 8	
Punt Return Yards	72	Jaelon Darden	CLE vs. DAL, Sep. 8	5-72, 0 FC, 0 TD
Punt Returns	5			6 times in non-overtime games
Longest Punt Return	44	Braxton Berrios	MIA at SEA, Sep. 22	
Interceptions	2	Ja'Marcus Ingram	BUF at MIA, Sep. 12	
	2	Jaylon Jones	IND vs. CHI, Sep. 22	
Longest Interception Return	49	Donte Jackson	PIT at ATL, Sep. 8	
Sacks	3.0	Greg Rousseau	BUF vs. ARI, Sep. 8	
	3.0	Will McDonald IV	NYJ at TEN, Sep. 15	
Scrimmage Yards	209	Derrick Henry	BAL vs. BUF, Sep. 29	Rush: 24-199, Rec: 3-10
Longest Punt	84	Corey Bojorquez	CLE at LV, Sep. 29	
Punts	8			3 times in non-overtime games
Field Goals Made	6	Chris Boswell	PIT at ATL, Sep. 8	6-6, 57 long
Longest Field Goal	63	Joey Slye	NE at SF, Sep. 29	



# 2024 NATIONAL FOOTBALL LEAGUE

## NFC PLAYER SINGLE-GAME HIGHS

CATEGORY	TOTAL	PLAYER	GAME	DETAILS
Points	24	Alvin Kamara	NO at DAL, Sep. 15	4 TD
Passing Yards	395	Geno Smith	SEA at DET, Sep. 30	38-56, 395 YDS, 1 TD, 1 INT
Longest Pass	97	Sam Darnold	MIN vs. SF, Sep. 15	to Justin Jefferson (TD)
Passing Touchdowns	4			3 times in non-overtime games
Rushing Yards	151	Josh Jacobs	GB vs. IND, Sep. 15	32-151, 0 TD
Rushing Attempts	32	Josh Jacobs	GB vs. IND, Sep. 15	32-151, 0 TD
Longest Rush	65	Saquon Barkley	PHI at NO, Sep. 22	(TD)
Receptions	14	Cooper Kupp	LAR at DET, Sep. 8 (OT)	14-110, 1 TD
	12	Malik Nabers	NYG vs. DAL, Sep. 26	12-115, 0 TD
Receiving Yards	175	Jauan Jennings	SF at LAR, Sep. 22	11-175, 3 TD
Kickoff Return Yards	204	Raheem Blackshear	CAR at NO, Sep. 8	8-204, 0 TD
Kickoff Returns	8	Raheem Blackshear	CAR at NO, Sep. 8	8-204, 0 TD
Longest Kickoff Return	96	DeeJay Dallas	ARI at BUF, Sep. 8	(TD)
Punt Return Yards	96	KaVontae Turpin	DAL at CLE, Sep. 8	5-96, 0 FC, 1 TD
Punt Returns	5	DeAndre Carter	CHI vs. TEN, Sep. 8	5-64, 0 FC, 0 TD
	5	KaVontae Turpin	DAL at CLE, Sep. 8	5-96, 0 FC, 1 TD
Longest Punt Return	60	KaVontae Turpin	DAL at CLE, Sep. 8	(TD)
Interceptions	1			54 times, 52 in non-overtime games
Longest Interception Return	47	Paulson Adebo	NO at DAL, Sep. 15	
	47	Troy Andersen	ATL vs. NO, Sep. 29	(TD)
Sacks	4.0	Aidan Hutchinson	DET vs. TB, Sep. 15	
Scrimmage Yards	180	Alvin Kamara	NO at DAL, Sep. 15	Rush: 20-115, Rec: 2-65
Longest Punt	74	Daniel Whelan	GB vs. MIN, Sep. 29	
Punts	7	Johnny Hekker	CAR vs. LAC, Sep. 15	7-311 (44.4)
	7	Jamie Gillan	NYG at CLE, Sep. 22	7-361 (51.6)
Field Goals Made	7	Austin Seibert	WAS vs. NYG, Sep. 15	7-7, 45 long
Longest Field Goal	65	Brandon Aubrey	DAL vs. BAL, Sep. 22	

# 2024 NATIONAL FOOTBALL LEAGUE

## NFL PLAYER SINGLE-GAME HIGHS

CATEGORY	TOTAL	PLAYER	GAME	DETAILS
Points	24	Alvin Kamara	NO at DAL, Sep. 15	4 TD
Passing Yards	395	Geno Smith	SEA at DET, Sep. 30	38-56, 395 YDS, 1 TD, 1 INT
Longest Pass	97	Sam Darnold	MIN vs. SF, Sep. 15	to Justin Jefferson (TD)
Passing Touchdowns	4			4 times in non-overtime games
Rushing Yards	199	Derrick Henry	BAL vs. BUF, Sep. 29	24-199, 1 TD
Rushing Attempts	32	Josh Jacobs	GB vs. IND, Sep. 15	32-151, 0 TD
Longest Rush	87	Derrick Henry	BAL vs. BUF, Sep. 29	(TD)
Receptions	14	Cooper Kupp	LAR at DET, Sep. 8 (OT)	14-110, 1 TD
	12			3 times in non-overtime games
Receiving Yards	175	Jauan Jennings	SF at LAR, Sep. 22	11-175, 3 TD
Kickoff Return Yards	204	Raheem Blackshear	CAR at NO, Sep. 8	8-204, 0 TD
Kickoff Returns	8	Raheem Blackshear	CAR at NO, Sep. 8	8-204, 0 TD
Longest Kickoff Return	96	DeeJay Dallas	ARI at BUF, Sep. 8	(TD)
Punt Return Yards	96	KaVontae Turpin	DAL at CLE, Sep. 8	5-96, 0 FC, 1 TD
Punt Returns	5			8 times in non-overtime games
Longest Punt Return	60	KaVontae Turpin	DAL at CLE, Sep. 8	(TD)
Interceptions	2	Ja'Marcus Ingram	BUF at MIA, Sep. 12	
	2	Jaylon Jones	IND vs. CHI, Sep. 22	
Longest Interception Return	49	Donte Jackson	PIT at ATL, Sep. 8	
Sacks	4.0	Aidan Hutchinson	DET vs. TB, Sep. 15	
Scrimmage Yards	209	Derrick Henry	BAL vs. BUF, Sep. 29	Rush: 24-199, Rec: 3-10
Longest Punt	84	Corey Bojorquez	CLE at LV, Sep. 29	
Punts	8			3 times in non-overtime games
Field Goals Made	7	Austin Seibert	WAS vs. NYG, Sep. 15	7-7, 45 long
Longest Field Goal	65	Brandon Aubrey	DAL vs. BAL, Sep. 22	

# 2024 NATIONAL FOOTBALL LEAGUE

---

# 2024 NATIONAL FOOTBALL LEAGUE

---

## 300-YARD PASSING GAMES

YARDS	PLAYER	GAME	DETAILS
395	Geno Smith	SEA at DET, Sep. 30	38-56, 1 TD, 1 INT
389	Jordan Love	GB vs. MIN, Sep. 29	32-54, 4 TD, 3 INT
379	Dak Prescott	DAL vs. BAL, Sep. 22	28-51, 2 TD, 0 INT
363	Caleb Williams	CHI at IND, Sep. 22	33-52, 2 TD, 2 INT
347	Baker Mayfield	TB vs. PHI, Sep. 29	30-47, 2 TD, 0 INT
345	C.J. Stroud	HOU vs. JAX, Sep. 29	27-40, 2 TD, 0 INT
338	Tua Tagovailoa	MIA vs. JAX, Sep. 8	23-37, 1 TD, 0 INT
327	Geno Smith	SEA at NE, Sep. 15 (OT)	33-44, 1 TD, 0 INT
324	Joe Burrow	CIN vs. WAS, Sep. 23	29-38, 3 TD, 0 INT
319	Brock Purdy	SF at MIN, Sep. 15	28-36, 1 TD, 1 INT
319	Andy Dalton	CAR at LV, Sep. 22	26-37, 3 TD, 0 INT
317	Matthew Stafford	LAR at DET, Sep. 8 (OT)	34-49, 1 TD, 1 INT
312	Justin Fields	PIT at IND, Sep. 29	22-34, 1 TD, 0 INT
311	Jalen Hurts	PHI at NO, Sep. 22	29-38, 0 TD, 1 INT
307	Jared Goff	DET vs. TB, Sep. 15	34-55, 0 TD, 2 INT

# 2024 NATIONAL FOOTBALL LEAGUE

---



# 2024 NATIONAL FOOTBALL LEAGUE

## 100-YARD RECEIVING GAMES

YARDS	PLAYER	GAME	DETAILS
175	Jauan Jennings	SF at LAR, Sep. 22	11 REC, 3 TD
170	Dallas Goedert	PHI at NO, Sep. 22	10 REC, 0 TD
151	Nico Collins	HOU vs. JAX, Sep. 29	12 REC, 1 TD
139	Jayden Reed	GB vs. MIN, Sep. 29	7 REC, 1 TD
138	Jayden Reed	GB at PHI, Sep. 6	4 REC, 1 TD
135	Nico Collins	HOU vs. CHI, Sep. 15	8 REC, 1 TD
133	Justin Jefferson	MIN vs. SF, Sep. 15	4 REC, 1 TD
130	Tyreek Hill	MIA vs. JAX, Sep. 8	7 REC, 1 TD
130	Marvin Harrison Jr.	ARI vs. LAR, Sep. 15	4 REC, 2 TD
129	DK Metcalf	SEA at NE, Sep. 15 (OT)	10 REC, 1 TD
127	Malik Nabers	NYG at WAS, Sep. 15	10 REC, 1 TD
125	Alec Pierce	IND vs. HOU, Sep. 8	3 REC, 1 TD
122	Diontae Johnson	CAR at LV, Sep. 22	8 REC, 1 TD
121	Jameson Williams	DET vs. LAR, Sep. 8 (OT)	5 REC, 1 TD
119	A.J. Brown	PHI vs. GB, Sep. 6	5 REC, 1 TD
119	Amon-Ra St. Brown	DET vs. TB, Sep. 15	11 REC, 0 TD
118	Ja'Marr Chase	CIN vs. WAS, Sep. 23	6 REC, 2 TD
117	Nico Collins	HOU at IND, Sep. 8	6 REC, 0 TD
117	Chris Godwin	TB at DET, Sep. 15	7 REC, 1 TD
117	Jaxon Smith-Njigba	SEA at NE, Sep. 15 (OT)	12 REC, 0 TD
115	Malik Nabers	NYG vs. DAL, Sep. 26	12 REC, 0 TD
113	George Pickens	PIT at IND, Sep. 29	7 REC, 0 TD
113	Michael Pittman	IND vs. PIT, Sep. 29	6 REC, 0 TD
112	Rome Odunze	CHI at IND, Sep. 22	6 REC, 1 TD
111	Isaiah Likely	BAL at KC, Sep. 5	9 REC, 1 TD
110	Cooper Kupp	LAR at DET, Sep. 8 (OT)	14 REC, 1 TD
110	Davante Adams	LV at BAL, Sep. 15	9 REC, 1 TD
110	Deebo Samuel Sr.	SF at MIN, Sep. 15	8 REC, 0 TD
110	Rashee Rice	KC at ATL, Sep. 22	12 REC, 1 TD
109	Jaylen Waddle	MIA vs. JAX, Sep. 8	5 REC, 0 TD
109	Hunter Henry	NE vs. SEA, Sep. 15 (OT)	8 REC, 0 TD
104	DK Metcalf	SEA vs. MIA, Sep. 22	4 REC, 1 TD
104	DK Metcalf	SEA at DET, Sep. 30	7 REC, 0 TD
103	Rashee Rice	KC vs. BAL, Sep. 5	7 REC, 0 TD
100	Terry McLaurin	WAS at CIN, Sep. 23	4 REC, 1 TD

# 2024 NATIONAL FOOTBALL LEAGUE

---

# 2024 NATIONAL FOOTBALL LEAGUE

---

## 100-YARD RUSHING GAMES

YARDS	PLAYER	GAME	DETAILS
199	Derrick Henry	BAL vs. BUF, Sep. 29	24 ATT, 1 TD
159	Joe Mixon	HOU at IND, Sep. 8	30 ATT, 1 TD
151	Josh Jacobs	GB vs. IND, Sep. 15	32 ATT, 0 TD
151	Derrick Henry	BAL at DAL, Sep. 22	25 ATT, 2 TD
147	Jordan Mason	SF vs. NYJ, Sep. 9	28 ATT, 1 TD
147	Saquon Barkley	PHI at NO, Sep. 22	17 ATT, 2 TD
135	J.K. Dobbins	LAC vs. LV, Sep. 8	10 ATT, 1 TD
133	Brian Robinson	WAS vs. NYG, Sep. 15	17 ATT, 0 TD
131	J.K. Dobbins	LAC at CAR, Sep. 15	17 ATT, 1 TD
123	Jordan Mason	SF vs. NE, Sep. 29	24 ATT, 1 TD
122	Lamar Jackson	BAL at KC, Sep. 5	16 ATT, 0 TD
122	James Conner	ARI vs. LAR, Sep. 15	21 ATT, 1 TD
120	Rhamondre Stevenson	NE at CIN, Sep. 8	25 ATT, 1 TD
115	Alvin Kamara	NO at DAL, Sep. 15	20 ATT, 3 TD
114	Chuba Hubbard	CAR at LV, Sep. 22	21 ATT, 0 TD
110	Jonathan Taylor	IND vs. CHI, Sep. 22	23 ATT, 2 TD
109	Saquon Barkley	PHI vs. GB, Sep. 6	24 ATT, 2 TD
105	David Montgomery	DET at ARI, Sep. 22	23 ATT, 1 TD
104	James Conner	ARI vs. WAS, Sep. 29	18 ATT, 1 TD
104	Chuba Hubbard	CAR vs. CIN, Sep. 29	18 ATT, 1 TD
103	Kenneth Walker III	SEA vs. DEN, Sep. 8	20 ATT, 1 TD
103	Jonathan Taylor	IND at GB, Sep. 15	12 ATT, 0 TD
102	Aaron Jones	MIN vs. HOU, Sep. 22	19 ATT, 0 TD
101	Brian Robinson	WAS at ARI, Sep. 29	21 ATT, 1 TD
100	Jordan Mason	SF at MIN, Sep. 15	20 ATT, 1 TD

# 2024 NATIONAL FOOTBALL LEAGUE

---

# 2024 NATIONAL FOOTBALL LEAGUE

## AFC LEADING PASSERS

RANK	PLAYER	TEAM	ATT	COMP	COMP%	YDS	YPA	TD	TD%	LONG	INT	INT%	RATING
1	Allen	BUF	101	70	69.3%	814	8.06	7	6.9%	52	0	0.0%	116.5
2	Burrow	CIN	134	95	70.9%	978	7.30	7	5.2%	63t	1	0.7%	105.9
3	L. Jackson	BAL	108	72	66.7%	858	7.94	5	4.6%	56	1	0.9%	102.3
4	Stroud	HOU	139	94	67.6%	1054	7.58	6	4.3%	55	2	1.4%	98.4
5	Fields	PIT	109	77	70.6%	830	7.61	3	2.8%	55t	1	0.9%	98.0
6	Herbert	LAC	91	59	64.8%	578	6.35	5	5.5%	37	1	1.1%	96.3
7	Rodgers	NYJ	128	82	64.1%	849	6.63	5	3.9%	36t	1	0.8%	92.9
8	Mahomes	KC	121	83	68.6%	904	7.47	6	5.0%	54t	5	4.1%	89.7
9	Minschew	LV	123	87	70.7%	877	7.13	3	2.4%	54	3	2.4%	88.7
10	Lawrence	JAX	122	65	53.3%	729	5.98	4	3.3%	66	1	0.8%	78.9
11	Brissett	NE	101	61	60.4%	536	5.31	2	2.0%	50	1	1.0%	77.0
12	D. Watson	CLE	148	91	61.5%	727	4.91	4	2.7%	30	3	2.0%	74.4
13	Levis	TEN	98	67	68.4%	604	6.16	4	4.1%	40t	6	6.1%	72.8
14	*Nix	DEN	138	83	60.1%	660	4.78	1	0.7%	49	4	2.9%	62.5
15	Richardson	IND	77	39	50.6%	654	8.49	3	3.9%	60t	6	7.8%	60.2



# 2024 NATIONAL FOOTBALL LEAGUE

## AFC LEADING PASSERS, RANKS

PLAYER	TEAM	ATT	COMP	COMP%	YDS	YPA	TD	TD%	INT	INT%	RATING
Allen	BUF	11t	10	4	8	2	1t	1	1	1	1
Burrow	CIN	4	1	1	2	7	1t	3	2t	2	2
L. Jackson	BAL	10	9	8	5	3	5t	5	2t	6	3
Stroud	HOU	2	2	7	1	5	3t	6	9	9	4
Fields	PIT	9	8	3	7	4	11t	11	2t	5	5
Herbert	LAC	14	14	9	14	10	5t	2	2t	8	6
Rodgers	NYJ	5	7	10	6	9	5t	8	2t	3	7
Mahomes	KC	8	5t	5	3	6	3t	4	13	13	8
Minshew	LV	6	4	2	4	8	11t	13	10t	11	9
Lawrence	JAX	7	12	14	9	12	8t	10	2t	4	10
Brissett	NE	11t	13	12	15	13	14t	14	2t	7	11
D. Watson	CLE	1	3	11	10	14	8t	12	10t	10	12
Levis	TEN	13	11	6	13	11	8t	7	14t	14	13
*Nix	DEN	3	5t	13	11	15	17t	15	12	12	14
Richardson	IND	15	16	15	12	1	11t	9	14t	15	15

# 2024 NATIONAL FOOTBALL LEAGUE

## AFC FOURTH-QUARTER PASSING LEADERS

RANK	PLAYER	TEAM	ATT	COMP	COMP%	YDS	YPA	TD	TD%	INT	INT%	RATING
1	O'Connell	LV	12	9	75.0%	82	6.83	1	8.3%	0	0.0%	120.8
2	Fields	PIT	24	15	62.5%	209	8.71	2	8.3%	0	0.0%	118.2
3	Mahomes	KC	19	13	68.4%	157	8.26	1	5.3%	0	0.0%	111.1
4	Stroud	HOU	32	24	75.0%	244	7.63	2	6.3%	1	3.1%	104.2
5	Minshew	LV	42	30	71.4%	335	7.98	2	4.8%	2	4.8%	90.9
6	Burrow	CIN	31	22	71.0%	239	7.71	1	3.2%	1	3.2%	90.7
7	L. Jackson	BAL	26	14	53.8%	177	6.81	1	3.8%	0	0.0%	88.1
8	Herbert	LAC	16	8	50.0%	60	3.75	1	6.3%	0	0.0%	80.2
9	Thompson	MIA	13	8	61.5%	80	6.15	0	0.0%	0	0.0%	79.0
10	Mills	HOU	12	7	58.3%	79	6.58	0	0.0%	0	0.0%	78.1
11	Brissett	NE	19	11	57.9%	119	6.26	0	0.0%	0	0.0%	76.4
12	Rodgers	NYJ	30	18	60.0%	158	5.27	0	0.0%	0	0.0%	74.0
13	Boyle	MIA	10	5	50.0%	70	7.00	0	0.0%	0	0.0%	72.9
14	D. Watson	CLE	45	27	60.0%	226	5.02	1	2.2%	1	2.2%	71.2
15	Allen	BUF	13	6	46.2%	89	6.85	0	0.0%	0	0.0%	69.1
16	Richardson	IND	27	11	40.7%	219	8.11	2	7.4%	2	7.4%	63.7
17	Lawrence	JAX	26	10	38.5%	113	4.35	0	0.0%	0	0.0%	52.2
18	*Nix	DEN	35	21	60.0%	185	5.29	0	0.0%	2	5.7%	50.3
19	Levis	TEN	31	20	64.5%	136	4.39	0	0.0%	3	9.7%	34.5

# 2024 NATIONAL FOOTBALL LEAGUE

## AFC THIRD-DOWN PASSING LEADERS

RANK	PLAYER	TEAM	ATT	COMP	COMP%	YDS	YPA	TD	TD%	INT	INT%	RATING
1	Allen	BUF	27	16	59.3%	258	9.56	3	11.1%	0	0.0%	128.3
2	Mahomes	KC	28	18	64.3%	215	7.68	2	7.1%	0	0.0%	111.5
3	Fields	PIT	33	22	66.7%	250	7.58	2	6.1%	0	0.0%	109.4
4	Stroud	HOU	38	28	73.7%	350	9.21	2	5.3%	1	2.6%	108.4
5	Burrow	CIN	30	19	63.3%	229	7.63	3	10.0%	1	3.3%	106.1
6	Herbert	LAC	29	17	58.6%	142	4.90	3	10.3%	0	0.0%	105.8
7	Rodgers	NYJ	37	25	67.6%	325	8.78	1	2.7%	0	0.0%	104.0
8	D. Watson	CLE	31	21	67.7%	189	6.10	0	0.0%	0	0.0%	83.9
9	L. Jackson	BAL	27	16	59.3%	175	6.48	0	0.0%	0	0.0%	78.5
10	Lawrence	JAX	34	12	35.3%	155	4.56	2	5.9%	0	0.0%	70.1
11	Minshew	LV	30	19	63.3%	176	5.87	0	0.0%	1	3.3%	65.4
12	*Nix	DEN	44	22	50.0%	187	4.25	1	2.3%	1	2.3%	59.6
13	Brissett	NE	35	19	54.3%	151	4.31	0	0.0%	1	2.9%	53.4
14	Levis	TEN	19	11	57.9%	124	6.53	0	0.0%	2	10.5%	37.9

# 2024 NATIONAL FOOTBALL LEAGUE

## AFC LEADING RUSHERS

RANK	PLAYER	TEAM	ATT	YDS	AVG	LONG	TD
1	Henry	BAL	80	480	6.0	87t	5
2	Taylor	IND	72	349	4.8	29t	4
3	Dobbins	LAC	56	342	6.1	61	2
4	L. Jackson (QB)	BAL	41	308	7.5	25	2
5	Stevenson	NE	65	267	4.1	18	2
6	Pollard	TEN	61	246	4.0	41	2
7	Harris	PIT	68	228	3.4	21	0
8	Cook	BUF	50	227	4.5	49t	3
9	Etienne	JAX	47	214	4.6	22	2
10	J. Ford	CLE	39	203	5.2	36	1
11	Moss	CIN	48	187	3.9	16	2
12t	C. Brown	CIN	29	184	6.3	20	2
12t	Mixon	HOU	39	184	4.7	16	1
14	Hall	NYJ	56	174	3.1	30	2
15	Bigsby	JAX	21	172	8.2	58	0
16	Achane	MIA	53	165	3.1	17	1
17	Gibson	NE	29	155	5.3	45	0
18	White	LV	49	152	3.1	17	0
19	Fields (QB)	PIT	38	145	3.8	16	3
20	Richardson (QB)	IND	21	141	6.7	21	1
21	Pacheco	KC	34	135	4.0	11	1
22	*Allen	NYJ	27	130	4.8	20t	1
23	Williams	DEN	40	129	3.2	16	0
24	D. Watson (QB)	CLE	22	117	5.3	16	1
25	Edwards	LAC	38	113	3.0	10	0
26	*Nix (QB)	DEN	23	110	4.8	23	2
27t	Akers	HOU	29	106	3.7	15	0
27t	Allen (QB)	BUF	22	106	4.8	13	2
29	*Steele	KC	28	105	3.8	9	0
30	Patterson	PIT	16	92	5.8	14	0
31	Levis (QB)	TEN	13	91	7.0	21	0
32t	Mattison	LV	17	87	5.1	24	2
32t	Spears	TEN	27	87	3.2	11	1
34t	Badie	DEN	11	86	7.8	43	0
34t	McLaughlin	DEN	27	86	3.2	15	1
36	Hill	BAL	14	76	5.4	17	0
37	*Davis	BUF	26	75	2.9	13	1
38	Hunt	KC	14	69	4.9	10	0
39t	Lawrence (QB)	JAX	8	61	7.6	33	0
39t	Mahomes (QB)	KC	17	61	3.6	15	0
41	Warren	PIT	14	54	3.9	11	0
42	*Wright	MIA	16	53	3.3	20	0
43	Foreman	CLE	20	49	2.5	9	0
44	Rodgers (QB)	NYJ	11	44	4.0	14	0
45t	Brissett (QB)	NE	11	41	3.7	16	0
45t	Stroud (QB)	HOU	11	41	3.7	13	0
47t	Huntley (QB)	BAL-MIA	8	40	5.0	20	1
47t	Wilson	MIA	8	40	5.0	14	0
49t	Perine	KC	11	39	3.5	9	1
49t	*Worthy (WR)	KC	5	39	7.8	21t	1

# 2024 NATIONAL FOOTBALL LEAGUE

## AFC THIRD-AND-ONE RUSHING LEADERS

RANK	PLAYER	TEAM	ATT	FD	PCT
1t	Levis (QB)	TEN	4	4	100.0%
1t	*Allen	NYJ	3	3	100.0%
1t	Burrow (QB)	CIN	3	3	100.0%
1t	Fields (QB)	PIT	3	3	100.0%
1t	Moss	CIN	3	3	100.0%
1t	Achane	MIA	2	2	100.0%
1t	Brissett (QB)	NE	1	1	100.0%
1t	Etienne	JAX	1	1	100.0%
1t	J. Ford	CLE	1	1	100.0%
1t	Harris	PIT	1	1	100.0%
1t	Herbert (QB)	LAC	1	1	100.0%
1t	Hill	BAL	1	1	100.0%
1t	Hunt	KC	1	1	100.0%
1t	Huntley (QB)	BAL-MIA	1	1	100.0%
1t	L. Jackson (QB)	BAL	1	1	100.0%
1t	Mixon	HOU	1	1	100.0%
1t	*Nix (QB)	DEN	1	1	100.0%
1t	Perine	KC	1	1	100.0%
1t	Spears	TEN	1	1	100.0%
20t	Dobbins	LAC	4	3	75.0%
20t	Henry	BAL	4	3	75.0%
22t	Hall	NYJ	5	3	60.0%
22t	Ingold	MIA	5	3	60.0%
22t	Taylor	IND	5	3	60.0%
25t	*Davis	BUF	2	1	50.0%
25t	Edwards	LAC	2	1	50.0%
25t	*Steele	KC	2	1	50.0%
28	Williams	DEN	3	1	33.3%



# 2024 NATIONAL FOOTBALL LEAGUE

## AFC LEADERS IN RECEPTIONS

RANK	PLAYER	TEAM	REC	YDS	AVG	LONG	TD
1	Collins	HOU	30	489	16.3	55	2
2	Diggs	HOU	25	233	9.3	28	2
3	Rice	KC	24	288	12.0	44t	2
4t	Pickens	PIT	20	284	14.2	40	0
4t	*Bowers (TE)	LV	20	216	10.8	27	0
4t	Wilson	NYJ	20	191	9.6	26	1
4t	Achane (RB)	MIA	20	187	9.3	39	1
8t	Chase	CIN	19	300	15.8	63t	3
8t	Meyers	LV	19	201	10.6	33	1
10t	Shakir	BUF	18	230	12.8	52	2
10t	Adams	LV	18	209	11.6	30	1
10t	Jeudy	CLE	18	197	10.9	30	1
10t	Hall (RB)	NYJ	18	134	7.4	26t	1
14t	*B. Thomas	JAX	17	275	16.2	66	2
14t	T. Hill	MIA	17	217	12.8	80t	1
14t	Waddle	MIA	17	212	12.5	63	0
14t	Pittman	IND	17	201	11.8	32	0
14t	Kirk	JAX	17	169	9.9	30	1
14t	Flowers	BAL	17	158	9.3	21	1
14t	Freiermuth (TE)	PIT	17	156	9.2	29	1
14t	J. Ford (RB)	CLE	17	85	5.0	24	0
22t	Lazard	NYJ	16	206	12.9	36t	3
22t	Tucker	LV	16	172	10.8	54	1
22t	Hill (RB)	BAL	16	161	10.1	19t	1
22t	Cooper	CLE	16	148	9.3	24t	2
26t	Sutton	DEN	15	192	12.8	29	1
26t	*McConkey	LAC	15	176	11.7	37	2
26t	Kelce (TE)	KC	15	158	10.5	38	0
26t	Gesicki (TE)	CIN	15	147	9.8	37	0
30	Henry (TE)	NE	14	148	10.6	35	0
31t	Likely (TE)	BAL	13	167	12.8	49t	1
31t	Kincaid (TE)	BUF	13	132	10.2	28	1
31t	Pollard (RB)	TEN	13	87	6.7	22	0
34t	Moss (RB)	CIN	12	96	8.0	21	1
34t	Douglas	NE	12	94	7.8	22	0
34t	*All (TE)	CIN	12	82	6.8	19	0
34t	Moore	CLE	12	81	6.8	22	0
34t	Williams (RB)	DEN	12	80	6.7	14	0
34t	Spears (RB)	TEN	12	76	6.3	29	0
40t	Reynolds	DEN	11	174	15.8	49	0
40t	Johnston	LAC	11	142	12.9	29t	3
40t	Conklin (TE)	NYJ	11	126	11.5	22	0
40t	Iosivas	CIN	11	114	10.4	29	3
40t	Downs	IND	11	104	9.5	25	1
45t	Pierce	IND	10	234	23.4	60t	2
45t	Hopkins	TEN	10	121	12.1	20	1
45t	Boyd	TEN	10	108	10.8	27	0
45t	Humphrey	DEN	10	87	8.7	27	0
45t	Harris (RB)	PIT	10	84	8.4	32	0
45t	Schultz (TE)	HOU	10	82	8.2	23	0
45t	Etienne (RB)	JAX	10	48	4.8	12	0
45t	Dobbins (RB)	LAC	10	44	4.4	14	0

# 2024 NATIONAL FOOTBALL LEAGUE

## AFC RECEIVING YARDAGE LEADERS

RANK	PLAYER	TEAM	YDS	REC	AVG	LONG	TD
1	Collins	HOU	489	30	16.3	55	2
2	Chase	CIN	300	19	15.8	63t	3
3	Rice	KC	288	24	12.0	44t	2
4	Pickens	PIT	284	20	14.2	40	0
5	*B. Thomas	JAX	275	17	16.2	66	2
6	Pierce	IND	234	10	23.4	60t	2
7	Diggs	HOU	233	25	9.3	28	2
8	Shakir	BUF	230	18	12.8	52	2
9	T. Hill	MIA	217	17	12.8	80t	1
10	*Bowers (TE)	LV	216	20	10.8	27	0
11	Waddle	MIA	212	17	12.5	63	0
12	Adams	LV	209	18	11.6	30	1
13	Lazard	NYJ	206	16	12.9	36t	3
14t	Meyers	LV	201	19	10.6	33	1
14t	Pittman	IND	201	17	11.8	32	0
16	Judy	CLE	197	18	10.9	30	1
17	Sutton	DEN	192	15	12.8	29	1
18	Wilson	NYJ	191	20	9.6	26	1
19	Achane (RB)	MIA	187	20	9.3	39	1
20	*McConkey	LAC	176	15	11.7	37	2
21	Reynolds	DEN	174	11	15.8	49	0
22	Tucker	LV	172	16	10.8	54	1
23	Kirk	JAX	169	17	9.9	30	1
24	Likely (TE)	BAL	167	13	12.8	49t	1
25	Hill (RB)	BAL	161	16	10.1	19t	1
26t	Flowers	BAL	158	17	9.3	21	1
26t	Kelce (TE)	KC	158	15	10.5	38	0
28	Freiermuth (TE)	PIT	156	17	9.2	29	1
29	*Worthy	KC	154	9	17.1	54t	2
30t	Cooper	CLE	148	16	9.3	24t	2
30t	Henry (TE)	NE	148	14	10.6	35	0
32	Gesicki (TE)	CIN	147	15	9.8	37	0
33	Bateman	BAL	144	9	16.0	38	1
34	Johnston	LAC	142	11	12.9	29t	3
35	Ridley	TEN	141	9	15.7	40t	1
36	Hall (RB)	NYJ	134	18	7.4	26t	1
37	Kincaid (TE)	BUF	132	13	10.2	28	1
38t	*Coleman	BUF	126	8	15.8	28	1
38t	Conklin (TE)	NYJ	126	11	11.5	22	0
40	Austin	PIT	125	7	17.9	55t	1
41t	Davis	JAX	121	9	13.4	22	0
41t	Hopkins	TEN	121	10	12.1	20	1
43	M. Williams	NYJ	120	8	15.0	22	0
44	Iosivas	CIN	114	11	10.4	29	3
45	Boyd	TEN	108	10	10.8	27	0
46	Cook (RB)	BUF	106	9	11.8	25	1
47	Downs	IND	104	11	9.5	25	1
48t	Dell	HOU	99	9	11.0	23	0
48t	Higgins	CIN	99	9	11.0	16	0
50	Ogunbowale (RB)	HOU	98	9	10.9	31	1

# 2024 NATIONAL FOOTBALL LEAGUE

## AFC THIRD-DOWN RECEIVING LEADERS

RANK	PLAYER	TEAM	REC	YDS	AVG	LONG	TD
1	Collins	HOU	11	170	15.5	34	1
2	Pickens	PIT	9	106	11.8	37	0
3	Diggs	HOU	8	74	9.3	21	1
4t	Wilson	NYJ	7	86	12.3	26	0
4t	Hill (RB)	BAL	7	78	11.1	18	0
4t	Henry (TE)	NE	7	66	9.4	17	0
7t	Shakir	BUF	6	133	22.2	52	1
7t	Johnston	LAC	6	70	11.7	29t	2
7t	Tucker	LV	6	49	8.2	14	0
10t	Kelce (TE)	KC	5	92	18.4	38	0
10t	Lazard	NYJ	5	88	17.6	36t	1
10t	Kirk	JAX	5	67	13.4	30	1
10t	Ogunbowale (RB)	HOU	5	63	12.6	31	0
10t	Downs	IND	5	58	11.6	25	1
10t	Moore	CLE	5	56	11.2	22	0
10t	Freiermuth (TE)	PIT	5	50	10.0	15	1
10t	Cooper	CLE	5	40	8.0	13	0
10t	Douglas	NE	5	28	5.6	9	0
19t	Sutton	DEN	4	80	20.0	29	1
19t	Waddle	MIA	4	62	15.5	21	0
19t	Ridley	TEN	4	58	14.5	22	0
19t	Higgins	CIN	4	49	12.3	16	0
19t	*McConkey	LAC	4	47	11.8	18	1
19t	Rice	KC	4	45	11.3	16	1
19t	Gesicki (TE)	CIN	4	30	7.5	10	0
19t	Palmer	LAC	4	25	6.3	11	0
19t	Mattison (RB)	LV	4	24	6.0	11	0
19t	Hall (RB)	NYJ	4	23	5.8	9	0
29t	Pierce	IND	3	112	37.3	57	0
29t	Chase	CIN	3	81	27.0	63t	1
29t	Conklin (TE)	NYJ	3	62	20.7	22	0
29t	Achane (RB)	MIA	3	60	20.0	39	0
29t	M. Williams	NYJ	3	51	17.0	22	0
29t	Austin	PIT	3	48	16.0	25	0
29t	Flowers	BAL	3	47	15.7	19	0
29t	*Bowers (TE)	LV	3	46	15.3	27	0
29t	*B. Thomas	JAX	3	45	15.0	19	1
29t	Kincaid (TE)	BUF	3	40	13.3	28	1
29t	Ju. Watson	KC	3	40	13.3	17	0
29t	Cook (RB)	BUF	3	37	12.3	25	0
29t	Adams	LV	3	33	11.0	18	0
29t	T. Hill	MIA	3	30	10.0	10	0
29t	Schultz (TE)	HOU	3	30	10.0	16	0
29t	Andrews (TE)	BAL	3	27	9.0	12	0
29t	Meyers	LV	3	27	9.0	13	0
29t	Moss (RB)	CIN	3	27	9.0	21	1
29t	Gibson (RB)	NE	3	25	8.3	11	0
29t	Williams (RB)	DEN	3	24	8.0	14	0
29t	Pittman	IND	3	22	7.3	12	0
29t	Dulcich (TE)	DEN	3	19	6.3	7	0
29t	J. Ford (RB)	CLE	3	19	6.3	8	0
29t	Spears (RB)	TEN	3	-1	(0.3)	2	0

# 2024 NATIONAL FOOTBALL LEAGUE

## AFC LEADING SCORERS (NON-KICKING)

RANK	PLAYER	TEAM	POS	TOUCHDOWNS				X2	PTS
				TOTAL	RUSH	REC	RET		
1	Henry	BAL	RB	6	5	1	0	0	36
2t	Cook	BUF	RB	4	3	1	0	0	24
2t	Taylor	IND	RB	4	4	0	0	0	24
4t	Chase	CIN	WR	3	0	3	0	0	18
4t	Diggs	HOU	WR	3	1	2	0	0	18
4t	Fields	PIT	QB	3	3	0	0	0	18
4t	Hall	NYJ	RB	3	2	1	0	0	18
4t	Iosivas	CIN	WR	3	0	3	0	0	18
4t	Johnston	LAC	WR	3	0	3	0	0	18
4t	Lazard	NYJ	WR	3	0	3	0	0	18
4t	Mattison	LV	RB	3	2	1	0	0	18
4t	Moss	CIN	RB	3	2	1	0	0	18
4t	*Worthy	KC	WR	3	1	2	0	0	18
14	Ridley	TEN	WR	2	1	1	0	0	14
15t	Achane	MIA	RB	2	1	1	0	0	12
15t	*Allen	NYJ	RB	2	1	1	0	0	12
15t	Allen	BUF	QB	2	2	0	0	0	12
15t	C. Brown	CIN	RB	2	2	0	0	0	12
15t	Collins	HOU	WR	2	0	2	0	0	12
15t	Cooper	CLE	WR	2	0	2	0	0	12
15t	Dobbins	LAC	RB	2	2	0	0	0	12
15t	Etienne	JAX	RB	2	2	0	0	0	12
15t	L. Jackson	BAL	QB	2	2	0	0	0	12
15t	Ty Johnson	BUF	RB	2	1	1	0	0	12
15t	*McConkey	LAC	WR	2	0	2	0	0	12
15t	*Nix	DEN	QB	2	2	0	0	0	12
15t	Pierce	IND	WR	2	0	2	0	0	12
15t	Pollard	TEN	RB	2	2	0	0	0	12
15t	Rice	KC	WR	2	0	2	0	0	12
15t	Shakir	BUF	WR	2	0	2	0	0	12
15t	Stevenson	NE	RB	2	2	0	0	0	12
15t	*B. Thomas	JAX	WR	2	0	2	0	0	12
15t	Tucker	LV	WR	2	1	1	0	0	12
34t	Jeudy	CLE	WR	1	0	1	0	1	8
34t	Meyers	LV	WR	1	0	1	0	1	8
36t	Adams	LV	WR	1	0	1	0	0	6
36t	Akers	HOU	RB	1	0	1	0	0	6
36t	Austin	PIT	WR	1	0	1	0	0	6
36t	Bateman	BAL	WR	1	0	1	0	0	6
36t	*Coleman	BUF	WR	1	0	1	0	0	6
36t	Conner	KC	DB	1	0	0	1	0	6
36t	*Davis	BUF	RB	1	1	0	0	0	6
36t	Downs	IND	WR	1	0	1	0	0	6
36t	Dulin	IND	WR	1	0	1	0	0	6
36t	Flowers	BAL	WR	1	0	1	0	0	6
36t	J. Ford	CLE	RB	1	1	0	0	0	6

# 2024 NATIONAL FOOTBALL LEAGUE

## AFC LEADING SCORERS (NON-KICKING)

RANK	PLAYER	TEAM	POS	TOUCHDOWNS				X2	PTS
				TOTAL	RUSH	REC	RET		
36t	Freiermuth	PIT	TE	1	0	1	0	0	6
36t	Hill	BAL	RB	1	0	1	0	0	6
36t	T. Hill	MIA	WR	1	0	1	0	0	6
36t	Hollins	BUF	WR	1	0	1	0	0	6
36t	Hooper	NE	TE	1	0	1	0	0	6
36t	Hopkins	TEN	WR	1	0	1	0	0	6
36t	Huntley	BAL-MIA	QB	1	1	0	0	0	6
36t	Ingram	BUF	DB	1	0	0	1	0	6
36t	Kincaid	BUF	TE	1	0	1	0	0	6
36t	Kirk	JAX	WR	1	0	1	0	0	6
36t	Likely	BAL	TE	1	0	1	0	0	6
36t	McLaughlin	DEN	RB	1	1	0	0	0	6
36t	McLeod	CLE	FS	1	0	0	1	0	6
36t	Mixon	HOU	RB	1	1	0	0	0	6
36t	Morris	KC	OT	1	0	1	0	0	6
36t	Ogletree	IND	TE	1	0	1	0	0	6
36t	Ogunbowale	HOU	RB	1	0	1	0	0	6
36t	Okonkwo	TEN	TE	1	0	1	0	0	6
36t	Pacheco	KC	RB	1	1	0	0	0	6
36t	Perine	KC	RB	1	1	0	0	0	6
36t	*Polk	NE	WR	1	0	1	0	0	6
36t	Ricard	BAL	FB	1	0	0	1	0	6
36t	Richardson	IND	QB	1	1	0	0	0	6
36t	Sermon	IND	RB	1	1	0	0	0	6
36t	Smith-Schuster	KC	WR	1	0	1	0	0	6
36t	Spears	TEN	RB	1	1	0	0	0	6
36t	Strange	JAX	TE	1	0	1	0	0	6
36t	Sutton	DEN	WR	1	0	1	0	0	6
36t	Turner	LV	WR	1	1	0	0	0	6
36t	Vannett	TEN	TE	1	0	1	0	0	6
36t	Washington	PIT	TE	1	0	1	0	0	6
36t	D. Watson	CLE	QB	1	1	0	0	0	6
36t	Whiteheart	CLE	TE	1	0	1	0	0	6
36t	Wilson	NYJ	WR	1	0	1	0	0	6





# 2024 NATIONAL FOOTBALL LEAGUE

---

## AFC LEADING SCORERS (KICKING)

RANK	PLAYER	TEAM	PAT	FG	FG%	LONG	PTS
1	Boswell	PIT	6/6	11/12	91.7%	57	39
2	McPherson	CIN	9/10	9/10	90.0%	56	36
3	Lutz	DEN	4/4	10/11	90.9%	47	34
4t	Bass	BUF	14/15	6/8	75.0%	50	32
4t	Butker	KC	8/9	8/9	88.9%	53	32
6	Fairbairn	HOU	7/7	8/9	88.9%	59	31
7	Folk	TEN	8/8	7/7	100.0%	53	29
8t	Carlson	LV	7/7	7/9	77.8%	53	28
8t	Slye	NE	4/4	8/9	88.9%	63	28
8t	Tucker	BAL	13/13	5/8	62.5%	48	28
11	Dicker	LAC	5/6	7/8	87.5%	53	26
12	*C. Little	JAX	6/6	6/7	85.7%	53	24
13	Zuerlein	NYJ	7/7	5/7	71.4%	40	22
14	Sanders	MIA	3/3	6/8	75.0%	56	21
15	Hopkins	CLE	5/6	5/6	83.3%	56	20
16	Gay	IND	7/7	3/5	60.0%	35	16
17	*Shrader	IND	3/3	0/0	---	---	3

# 2024 NATIONAL FOOTBALL LEAGUE

---

# 2024 NATIONAL FOOTBALL LEAGUE

---

## AFC TOUCHBACKS ON KICKOFFS

RANK	PLAYER	TEAM	TB
1t	Bass	BUF	20
1t	McPherson	CIN	20
3	Butker	KC	17
4	Tucker	BAL	16
5t	Boswell	PIT	14
5t	Zuerlein	NYJ	14
7t	Dicker	LAC	13
7t	Folk	TEN	13
7t	C. Little	JAX	13
10t	Gay	IND	11
10t	Slye	NE	11
12t	Hopkins	CLE	10
12t	Lutz	DEN	10
14t	Carlson	LV	9
14t	Fairbairn	HOU	9
16	Sanders	MIA	6
17	Shrader	IND	5



# 2024 NATIONAL FOOTBALL LEAGUE

## AFC MOST YARDS FROM SCRIMMAGE

RANK	PLAYER	TEAM	POS	TOTAL			RUSHING			RECEIVING		
				YDS	PLAYS	AVG	YDS	ATT	AVG	YDS	ATT	AVG
1	Henry	BAL	RB	525	85	6.2	480	80	6.0	45	5	9.0
2	Collins	HOU	WR	489	30	16.3	0	0	---	489	30	16.3
3	Taylor	IND	RB	426	78	5.5	349	72	4.8	77	6	12.8
4	Dobbins	LAC	RB	386	66	5.8	342	56	6.1	44	10	4.4
5	Achane	MIA	RB	352	73	4.8	165	53	3.1	187	20	9.4
6t	Cook	BUF	RB	333	59	5.6	227	50	4.5	106	9	11.8
6t	Pollard	TEN	RB	333	74	4.5	246	61	4.0	87	13	6.7
8	Harris	PIT	RB	312	78	4.0	228	68	3.4	84	10	8.4
9t	Hall	NYJ	RB	308	74	4.2	174	56	3.1	134	18	7.4
9t	L. Jackson	BAL	QB	308	41	7.5	308	41	7.5	0	0	---
11	Stevenson	NE	RB	301	74	4.1	267	65	4.1	34	9	3.8
12	Chase	CIN	WR	300	19	15.8	0	0	---	300	19	15.8
13	Rice	KC	WR	289	25	11.6	1	1	1.0	288	24	12.0
14t	J. Ford	CLE	RB	288	56	5.1	203	39	5.2	85	17	5.0
14t	*B. Thomas	JAX	WR	288	18	16.0	13	1	13.0	275	17	16.2
16	Moss	CIN	RB	283	60	4.7	187	48	3.9	96	12	8.0
17	Pickens	PIT	WR	274	21	13.0	-10	1	-10.0	284	20	14.2
18	Etienne	JAX	RB	262	57	4.6	214	47	4.6	48	10	4.8
19	T. Hill	MIA	WR	248	21	11.8	31	4	7.8	217	17	12.8
20	Diggs	HOU	WR	245	27	9.1	12	2	6.0	233	25	9.3
21t	Gibson	NE	RB	237	36	6.6	155	29	5.3	82	7	11.7
21t	Hill	BAL	RB	237	30	7.9	76	14	5.4	161	16	10.1
23	Pierce	IND	WR	234	10	23.4	0	0	---	234	10	23.4
24	Shakir	BUF	WR	232	19	12.2	2	1	2.0	230	18	12.8
25t	*Bowers	LV	TE	228	21	10.9	12	1	12.0	216	20	10.8
25t	Mixon	HOU	RB	228	45	5.1	184	39	4.7	44	6	7.3
27	Waddle	MIA	WR	219	19	11.5	7	2	3.5	212	17	12.5
28	C. Brown	CIN	RB	215	36	6.0	184	29	6.3	31	7	4.4
29t	Adams	LV	WR	209	18	11.6	0	0	---	209	18	11.6
29t	Williams	DEN	RB	209	52	4.0	129	40	3.2	80	12	6.7
31	Lazard	NYJ	WR	206	16	12.9	0	0	---	206	16	12.9
32	Meyers	LV	WR	204	20	10.2	3	1	3.0	201	19	10.6
33	Pittman	IND	WR	201	17	11.8	0	0	---	201	17	11.8
34	Jeady	CLE	WR	197	18	10.9	0	0	---	197	18	10.9
35	Wilson	NYJ	WR	196	21	9.3	5	1	5.0	191	20	9.6
36	*Worthy	KC	WR	193	14	13.8	39	5	7.8	154	9	17.1
37	Sutton	DEN	WR	192	15	12.8	0	0	---	192	15	12.8
38	Pacheco	KC	RB	189	41	4.6	135	34	4.0	54	7	7.7
39	*Allen	NYJ	RB	187	34	5.5	130	27	4.8	57	7	8.1
40	*McConkey	LAC	WR	176	15	11.7	0	0	---	176	15	11.7
41t	Flowers	BAL	WR	175	20	8.8	17	3	5.7	158	17	9.3
41t	Tucker	LV	WR	175	17	10.3	3	1	3.0	172	16	10.8
43	Reynolds	DEN	WR	174	11	15.8	0	0	---	174	11	15.8
44	Bigsby	JAX	RB	172	21	8.2	172	21	8.2	0	0	---
45	Kirk	JAX	WR	169	17	9.9	0	0	---	169	17	9.9
46	White	LV	RB	168	54	3.1	152	49	3.1	16	5	3.2
47t	Likely	BAL	TE	167	13	12.8	0	0	---	167	13	12.8
47t	Mattison	LV	RB	167	24	7.0	87	17	5.1	80	7	11.4
49	Spears	TEN	RB	163	39	4.2	87	27	3.2	76	12	6.3
50	Ridley	TEN	WR	161	11	14.6	20	2	10.0	141	9	15.7





# 2024 NATIONAL FOOTBALL LEAGUE

## AFC LEADERS IN FIRST DOWNS

RANK	PLAYER	TEAM	POS	TOTAL	RUSH	REC
1	Henry	BAL	RB	26	23	3
2	Collins	HOU	WR	25	0	25
3	Taylor	IND	RB	24	20	4
4	Moss	CIN	RB	19	13	6
5t	Cook	BUF	RB	16	11	5
5t	Dobbins	LAC	RB	16	14	2
5t	Etienne	JAX	RB	16	13	3
5t	L. Jackson	BAL	QB	16	16	0
5t	Rice	KC	WR	16	1	15
10t	Achane	MIA	RB	15	7	8
10t	Diggs	HOU	WR	15	1	14
10t	J. Ford	CLE	RB	15	13	2
10t	Pollard	TEN	RB	15	12	3
14	*B. Thomas	JAX	WR	14	1	13
15t	Hall	NYJ	RB	13	9	4
15t	Hill	BAL	RB	13	5	8
15t	Lazard	NYJ	WR	13	0	13
15t	Stevenson	NE	RB	13	12	1
19t	*Bowers	LV	TE	12	1	11
19t	Chase	CIN	WR	12	0	12
19t	Harris	PIT	RB	12	10	2
19t	Mixon	HOU	RB	12	10	2
19t	Pickens	PIT	WR	12	0	12
19t	Wilson	NYJ	WR	12	1	11
25t	*Allen	NYJ	RB	11	8	3
25t	Allen	BUF	QB	11	11	0
25t	Fields	PIT	QB	11	11	0
25t	T. Hill	MIA	WR	11	2	9
25t	Meyers	LV	WR	11	0	11
25t	*Nix	DEN	QB	11	11	0
25t	Shakir	BUF	WR	11	0	11
25t	Sutton	DEN	WR	11	0	11
25t	Williams	DEN	RB	11	9	2
34t	Adams	LV	WR	10	0	10
34t	C. Brown	CIN	RB	10	9	1
34t	Gibson	NE	RB	10	7	3
34t	Henry	NE	TE	10	0	10
34t	Jeady	CLE	WR	10	0	10
34t	Kirk	JAX	WR	10	0	10
34t	*McConkey	LAC	WR	10	0	10
34t	Richardson	IND	QB	10	10	0
34t	Spears	TEN	RB	10	7	3
34t	*Steele	KC	RB	10	10	0
44t	Iosivas	CIN	WR	9	0	9
44t	Mattison	LV	RB	9	5	4
44t	Pacheco	KC	RB	9	6	3
44t	Waddle	MIA	WR	9	0	9
48t	Cooper	CLE	WR	8	0	8
48t	Freiermuth	PIT	TE	8	0	8
48t	Levis	TEN	QB	8	8	0
48t	Likely	BAL	TE	8	0	8
48t	Pittman	IND	WR	8	0	8
48t	Tucker	LV	WR	8	1	7
48t	*Worthy	KC	WR	8	1	7







# 2024 NATIONAL FOOTBALL LEAGUE

## AFC PUNTING YARDS LEADERS

RANK	PLAYER	TEAM	POS	PUNTS	YARDS	LONG	AVG	TB	BLK	DWN	OB	RETURNS		IN20	NET AVG
												TOT	YDS		
1	*Rehkw	CIN	P	9	526	80	58.4	2	0	0	0	6	39	3	49.7
2	Cole	LV	P	17	886	67	52.1	1	0	1	2	7	87	8	45.8
3	Bojorquez	CLE	P	23	1197	84	52.0	3	0	3	3	10	147	10	43.0
4	Cooke	JAX	P	16	829	67	51.8	0	0	0	2	11	98	5	45.7
5	Baringer	NE	P	20	1033	67	51.7	1	0	1	1	13	103	13	45.5
6	Araiza	KC	P	12	601	63	50.1	2	0	3	0	4	24	8	44.8
7	Stonehouse	TEN	P	18	890	64	49.4	1	2	2	0	11	141	5	36.5
8	Scott	LAC	P	23	1129	63	49.1	3	0	1	3	8	76	7	43.2
9	Waitman	PIT	P	14	683	58	48.8	3	0	0	1	5	30	5	42.4
10	Sanchez	IND	P	15	728	59	48.5	1	0	1	1	4	34	12	44.9
11	Martin	BUF	P	12	572	65	47.7	2	0	2	0	4	40	6	41.0
12	Bailey	MIA	P	16	761	57	47.6	1	0	1	4	6	62	7	42.4
13	Dixon	DEN	P	24	1139	65	47.5	1	0	4	1	11	58	11	44.2
14	Morstead	NYJ	P	19	900	60	47.4	1	0	1	1	10	69	8	42.7
15	Townsend	HOU	P	17	763	60	44.9	1	1	4	2	4	13	8	40.6
16	Stout	BAL	P	14	596	57	42.6	0	0	1	2	5	22	8	41.0

# 2024 NATIONAL FOOTBALL LEAGUE

## AFC NET PUNTING YARDS LEADERS

RANK	PLAYER	TEAM	POS	PUNTS	YARDS	LONG	AVG	TB	BLK	DWN	OB	RETURNS		IN20	NET AVG
												TOT	YDS		
1	*Rehkw	CIN	P	9	526	80	58.4	2	0	0	0	6	39	3	49.7
2	Cole	LV	P	17	886	67	52.1	1	0	1	2	7	87	8	45.8
3	Cooke	JAX	P	16	829	67	51.8	0	0	0	2	11	98	5	45.7
4	Baringer	NE	P	20	1033	67	51.7	1	0	1	1	13	103	13	45.5
5	Sanchez	IND	P	15	728	59	48.5	1	0	1	1	4	34	12	44.9
6	Araiza	KC	P	12	601	63	50.1	2	0	3	0	4	24	8	44.8
7	Dixon	DEN	P	24	1139	65	47.5	1	0	4	1	11	58	11	44.2
8	Scott	LAC	P	23	1129	63	49.1	3	0	1	3	8	76	7	43.2
9	Bojorquez	CLE	P	23	1197	84	52.0	3	0	3	3	10	147	10	43.0
10	Morstead	NYJ	P	19	900	60	47.4	1	0	1	1	10	69	8	42.7
11	Bailey	MIA	P	16	761	57	47.6	1	0	1	4	6	62	7	42.4
12	Waitman	PIT	P	14	683	58	48.8	3	0	0	1	5	30	5	42.4
13t	Martin	BUF	P	12	572	65	47.7	2	0	2	0	4	40	6	41.0
13t	Stout	BAL	P	14	596	57	42.6	0	0	1	2	5	22	8	41.0
15	Townsend	HOU	P	17	763	60	44.9	1	1	4	2	4	13	8	40.6
16	Stonehouse	TEN	P	18	890	64	49.4	1	2	2	0	11	141	5	36.5



# 2024 NATIONAL FOOTBALL LEAGUE

---

# 2024 NATIONAL FOOTBALL LEAGUE

---

## AFC PUNT RETURN LEADERS

RANK	PLAYER	TEAM	POS	RET	FC	YDS	AVG	LONG	TD
1	Darden	CLE	WR	5	0	72	14.4	28	0
2	Harty	BAL	WR	7	4	81	11.6	16	0
3	*Codrington	BUF	DB	5	3	54	10.8	22	0
4	M. Jones	NE	CB	8	2	85	10.6	15	0
5	Austin	PIT	WR	12	7	124	10.3	30	0
6	Mims	DEN	WR	10	6	99	9.9	27	0
7	*Jackson	TEN	WR	14	2	131	9.4	18	0
8	Proche	CLE	WR	10	1	93	9.3	17	0
9	Gipson	NYJ	WR	13	4	97	7.5	21	0
10	Tucker	LV	WR	6	3	44	7.3	21	0
11	Hardman	KC	WR	6	3	40	6.7	12	0
12	Jones	CIN	WR	6	2	34	5.7	10	0
13	Sims	HOU	WR	8	4	26	3.3	11	0

# 2024 NATIONAL FOOTBALL LEAGUE

---

## AFC KICKOFF RETURN LEADERS

RANK	PLAYER	TEAM	POS	RET	YDS	AVG	LONG	TD
1	*Jackson	TEN	WR	9	241	26.8	33	0
2	C. Brown	CIN	RB	7	186	26.6	29	0
3	Gipson	NYJ	WR	7	184	26.3	33	0
4	Duvernay	JAX	WR	5	101	20.2	27	0
5	Williams	CIN	RB	5	97	19.4	23	0

# 2024 NATIONAL FOOTBALL LEAGUE

---

# 2024 NATIONAL FOOTBALL LEAGUE

## AFC INTERCEPTION LEADERS

RANK	PLAYER	TEAM	POS	INT	YARDS	AVG	LONG	TD
1t	Ingram	BUF	DB	2	56	28.0	31t	1
1t	Jones	IND	DB	2	5	2.5	5	0
3t	Bell	CIN	SS	1	32	32.0	32	0
3t	Benford	BUF	CB	1	6	6.0	6	0
3t	*Bullock	HOU	SAF	1	0	0.0	0	0
3t	Conner	KC	DB	1	3	3.0	3	0
3t	Davis-Gaither	CIN	LB	1	12	12.0	12	0
3t	Dupree	LAC	OLB	1	0	0.0	0	0
3t	Echols	NYJ	CB	1	0	0.0	0	0
3t	D. Elliott	PIT	DB	1	0	0.0	0	0
3t	Ford	LAC	DT	1	3	3.0	3	0
3t	Fulton	LAC	CB	1	29	29.0	29	0
3t	Hamlin	BUF	SS	1	19	19.0	19	0
3t	Humphrey	BAL	CB	1	0	0.0	0	0
3t	Jackson	PIT	CB	1	49	49.0	49	0
3t	B. Jones	DEN	SAF	1	37	37.0	37	0
3t	Kazee	PIT	SS	1	5	5.0	5	0
3t	Kohou	MIA	CB	1	2	2.0	2	0
3t	*Lassiter	HOU	CB	1	9	9.0	9	0
3t	Moehrig	LV	SAF	1	16	16.0	16	0
3t	Molden	LAC	CB	1	3	3.0	3	0
3t	Ogbah	MIA	OLB	1	0	0.0	0	0
3t	Peppers	NE	FS	1	0	0.0	0	0
3t	Sieler	MIA	DE	1	0	0.0	0	0
3t	Singleton	DEN	LB	1	21	21.0	21	0
3t	Smith	BAL	ILB	1	0	0.0	0	0
3t	Spillane	LV	LB	1	0	0.0	0	0
3t	Stingley	HOU	CB	1	0	0.0	0	0
3t	Taylor-Britt	CIN	CB	1	0	0.0	0	0
3t	Trice	PIT	CB	1	0	0.0	0	0
31	Ja. Watson	KC	CB	0	12	---	12	0





# 2024 NATIONAL FOOTBALL LEAGUE

## AFC SACK LEADERS

RANK	PLAYER	TEAM	POS	SACKS
1	Van Noy	BAL	MLB	6.0
2	McDonald	NYJ	DE	5.0
3t	Garrett	CLE	DE	4.0
3t	Landry	TEN	LB	4.0
3t	White	NE	DE	4.0
6	Oweh	BAL	LB	3.5
7t	Cooper	DEN	LB	3.0
7t	Crosby	LV	DE	3.0
7t	Hendrickson	CIN	DE	3.0
7t	Ch. Jones	KC	DT	3.0
7t	Miller	BUF	OLB	3.0
7t	Rousseau	BUF	DE	3.0
7t	Watt	PIT	OLB	3.0
14t	Anderson	HOU	DE	2.5
14t	Mack	LAC	OLB	2.5
16t	Allen	DEN	DE	2.0
16t	Barnett	HOU	DE	2.0
16t	Bonitto	DEN	LB	2.0
16t	Bosa	LAC	LB	2.0
16t	C. Campbell	MIA	DE	2.0
16t	Dupree	LAC	OLB	2.0
16t	Edwards	HOU	DE	2.0
16t	Franklin-Myers	DEN	DE	2.0
16t	Ni. Herbig	PIT	LB	2.0
16t	Ca. Heyward	PIT	DT	2.0
16t	Joseph-Day	TEN	DT	2.0
16t	Murray	TEN	LB	2.0
16t	Odeyingbo	IND	DE	2.0
16t	Settle	HOU	DT	2.0
16t	Z. Smith	CLE	DE	2.0
16t	Tillman	DEN	LB	2.0
16t	Walker	JAX	DE	2.0
16t	Wise	NE	DE	2.0
34t	Buckner	IND	DT	1.5
34t	Clemons	NYJ	DE	1.5
34t	*Ellis	DEN	LB	1.5
34t	Hunter	HOU	DE	1.5
34t	Lewis	IND	DE	1.5
34t	Paye	IND	DE	1.5
34t	Snowden	LV	DE	1.5
34t	Thomas	NYJ	DE	1.5
42t	Adams	PIT	DT	1.0
42t	Adams	NYJ	SS	1.0
42t	Adebawore	IND	DT	1.0
42t	Al-Shaair	HOU	LB	1.0
42t	Anudike-Uzomah	KC	DE	1.0
42t	Armstead	JAX	DE	1.0
42t	Brooks	MIA	ILB	1.0
42t	Bryan	IND	DT	1.0
42t	Clark	NYJ	FS	1.0
42t	Conner	KC	DB	1.0
42t	Dugger	NE	SS	1.0
42t	Epenesa	BUF	DE	1.0
42t	Fatukasi	HOU	DT	1.0
42t	Gardner	NYJ	CB	1.0

# 2024 NATIONAL FOOTBALL LEAGUE

## AFC SACK LEADERS

RANK	PLAYER	TEAM	POS	SACKS
42t	Hand	MIA	DE	1.0
42t	Hicks	CLE	MLB	1.0
42t	Highsmith	PIT	LB	1.0
42t	D. Hill	CIN	DB	1.0
42t	Hines-Allen	JAX	DE	1.0
42t	Ingram	BUF	DB	1.0
42t	James	LAC	FS	1.0
42t	Jefferson	CLE	DE	1.0
42t	Karlaftis	KC	DE	1.0
42t	Key	DEN	SAF	1.0
42t	Kinlaw	NYJ	DE	1.0
42t	Lammons	IND	DB	1.0
42t	*Latu	IND	DE	1.0
42t	Ledbetter	JAX	DE	1.0
42t	Locke	DEN	DB	1.0
42t	Murray	HOU	SS	1.0
42t	Ogbah	MIA	OLB	1.0
42t	Ojabo	BAL	LB	1.0
42t	Okoronkwo	CLE	DE	1.0
42t	Oliver	BUF	DT	1.0
42t	Oluokun	JAX	LB	1.0
42t	Pennel	KC	DT	1.0
42t	Perryman	LAC	MLB	1.0
42t	Phillips	MIA	OLB	1.0
42t	Pola-Mao	LV	SAF	1.0
42t	Roberts	PIT	OLB	1.0
42t	Robertson-Harris	JAX	DE-DT	1.0
42t	Sieler	MIA	DE	1.0
42t	Simmons	TEN	DT	1.0
42t	*Solomon	BUF	DE	1.0
42t	Spector	BUF	LB	1.0
42t	Spillane	LV	LB	1.0
42t	Strnad	DEN	LB	1.0
42t	Tomlinson	CLE	DE	1.0
42t	Toohill	BUF	DE	1.0
42t	To'oTo'o	HOU	LB	1.0
42t	Uche	NE	LB	1.0
42t	Wilkins	LV	DT	1.0
42t	Quin. Williams	NYJ	NT	1.0
42t	Wright	CLE	DE	1.0



# 2024 NATIONAL FOOTBALL LEAGUE

## AFC LEADERS IN FUMBLE RECOVERIES

RANK	PLAYER	TEAM	POS	TOTAL	OWN TEAM	OPP TEAM
1t	Burrow	CIN	QB	2	2	0
1t	Fields	PIT	QB	2	2	0
1t	Richardson	IND	QB	2	2	0
4t	Allen	BUF	QB	1	1	0
4t	Anudike-Uzomah	KC	DE	1	0	1
4t	Armstead	MIA	OT	1	1	0
4t	Bitonio	CLE	OG	1	1	0
4t	Blackmon	IND	SAF	1	0	1
4t	*Bortolini	IND	OG	1	1	0
4t	Brissett	NE	QB	1	1	0
4t	Carter	NYJ	CB	1	0	1
4t	Chestnut	TEN	RB	1	0	1
4t	Clark	NYJ	FS	1	0	1
4t	*Codrington	BUF	DB	1	1	0
4t	Conner	KC	DB	1	0	1
4t	Delpit	CLE	SAF	1	0	1
4t	Edwards	LAC	RB	1	1	0
4t	Elliss	NE	LB	1	0	1
4t	Etienne	JAX	RB	1	1	0
4t	Foreman	CLE	RB	1	1	0
4t	Hamilton	BAL	SAF	1	0	1
4t	Hawkins	NE	SAF	1	0	1
4t	Herbert	LAC	QB	1	1	0
4t	Hickman	CLE	SAF	1	0	1
4t	D. Johnson	JAX	RB	1	1	0
4t	B. Jones	DEN	SAF	1	0	1
4t	M. Jones	NE	CB	1	0	1
4t	Jordan	NE	OG	1	1	0
4t	Key	TEN	LB	1	0	1
4t	Kohou	MIA	CB	1	0	1
4t	Lammons	IND	DB	1	0	1
4t	*Latu	IND	DE	1	0	1
4t	Leverett	NE	OG	1	1	0
4t	Mack	LAC	OLB	1	0	1
4t	McLeod	CLE	FS	1	0	1
4t	Miller	LV	OT	1	1	0
4t	Molden	LAC	CB	1	0	1
4t	Moss	DEN	CB	1	0	1
4t	Pratt	CIN	LB	1	0	1
4t	Ricard	BAL	FB-DE	1	1	0
4t	Skinner	DEN	SAF	1	0	1
4t	Slater	LAC	OT	1	1	0
4t	Spector	BUF	LB	1	0	1
4t	Stevenson	NE	RB	1	1	0
4t	Stewart	IND	DT	1	0	1
4t	Taylor	LAC	CB	1	0	1
4t	D. Thomas	JAX	SAF	1	0	1
4t	Toohill	BUF	DE	1	0	1
4t	Trautman	DEN	TE	1	1	0
4t	Warren	PIT	RB	1	1	0
4t	Washington	JAX	WR	1	1	0
4t	D. Watson	CLE	QB	1	1	0
4t	Watt	PIT	OLB	1	0	1
4t	Williams	BUF	LB	1	0	1
4t	Williams	BAL	FS	1	0	1

# 2024 NATIONAL FOOTBALL LEAGUE

---

## AFC LEADERS IN FUMBLE RECOVERIES

RANK	PLAYER	TEAM	POS	TOTAL	OWN TEAM	OPP TEAM
4t	Quin. Williams	NYJ	OLB	1	0	1
4t	Wilson	MIA	RB	1	1	0

# 2024 NATIONAL FOOTBALL LEAGUE

## AFC LEADERS IN RECOVERIES OF FUMBLES BY OWN TEAM

RANK	PLAYER	TEAM	POS	REC	YARDS	AVG	LONG	TD
1t	Burrow	CIN	QB	2	0	0.0	0t	0
1t	Fields	PIT	QB	2	0	0.0	0t	0
1t	Richardson	IND	QB	2	0	0.0	0t	0
4t	Allen	BUF	QB	1	0	0.0	0t	0
4t	Armstead	MIA	OT	1	0	0.0	0t	0
4t	Bitonio	CLE	OG	1	0	0.0	0t	0
4t	*Bortolini	IND	OG	1	0	0.0	0t	0
4t	Brissett	NE	QB	1	0	0.0	0t	0
4t	*Codrington	BUF	DB	1	0	0.0	0t	0
4t	Edwards	LAC	RB	1	0	0.0	0t	0
4t	Etienne	JAX	RB	1	0	0.0	0t	0
4t	Foreman	CLE	RB	1	0	0.0	0t	0
4t	Herbert	LAC	QB	1	0	0.0	0t	0
4t	D. Johnson	JAX	RB	1	0	0.0	0t	0
4t	Jordan	NE	OG	1	0	0.0	0t	0
4t	Leverett	NE	OG	1	0	0.0	0t	0
4t	Miller	LV	OT	1	0	0.0	0t	0
4t	Ricard	BAL	FB-DE	1	0	0.0	0t	1
4t	Slater	LAC	OT	1	0	0.0	0t	0
4t	Stevenson	NE	RB	1	0	0.0	0t	0
4t	Trautman	DEN	TE	1	2	2.0	2	0
4t	Warren	PIT	RB	1	0	0.0	0t	0
4t	Washington	JAX	WR	1	0	0.0	0t	0
4t	D. Watson	CLE	QB	1	0	0.0	0t	0
4t	Wilson	MIA	RB	1	0	0.0	0t	0

# 2024 NATIONAL FOOTBALL LEAGUE

## AFC LEADERS IN RECOVERIES OF FUMBLES BY OPPOSING TEAM

RANK	PLAYER	TEAM	POS	REC	YARDS	AVG	LONG	TD
1t	Anudike-Uzomah	KC	DE	1	0	0.0	0t	0
1t	Blackmon	IND	SAF	1	0	0.0	0t	0
1t	Carter	NYJ	CB	1	7	7.0	7	0
1t	Chestnut	TEN	RB	1	0	0.0	0t	0
1t	Clark	NYJ	FS	1	0	0.0	0t	0
1t	Conner	KC	DB	1	38	38.0	38t	1
1t	Delpit	CLE	SAF	1	0	0.0	0t	0
1t	Elliss	NE	LB	1	0	0.0	0t	0
1t	Hamilton	BAL	SAF	1	8	8.0	8	0
1t	Hawkins	NE	SAF	1	0	0.0	0t	0
1t	Hickman	CLE	SAF	1	0	0.0	0t	0
1t	B. Jones	DEN	SAF	1	34	34.0	34	0
1t	M. Jones	NE	CB	1	17	17.0	17	0
1t	Key	TEN	LB	1	0	0.0	0t	0
1t	Kohou	MIA	CB	1	0	0.0	0t	0
1t	Lammons	IND	DB	1	3	3.0	3	0
1t	*Latu	IND	DE	1	0	0.0	0t	0
1t	Mack	LAC	OLB	1	22	22.0	22	0
1t	McLeod	CLE	FS	1	25	25.0	25t	1
1t	Molden	LAC	CB	1	0	0.0	0t	0
1t	Moss	DEN	CB	1	0	0.0	0t	0
1t	Pratt	CIN	LB	1	0	0.0	0t	0
1t	Skinner	DEN	SAF	1	0	0.0	0t	0
1t	Spector	BUF	LB	1	0	0.0	0t	0
1t	Stewart	IND	DT	1	0	0.0	0t	0
1t	Taylor	LAC	CB	1	0	0.0	0t	0
1t	D. Thomas	JAX	SAF	1	0	0.0	0t	0
1t	Toohill	BUF	DE	1	0	0.0	0t	0
1t	Watt	PIT	OLB	1	0	0.0	0t	0
1t	Williams	BUF	LB	1	0	0.0	0t	0
1t	Williams	BAL	FS	1	0	0.0	0t	0
1t	Quin. Williams	NYJ	OLB	1	0	0.0	0t	0





# 2024 NATIONAL FOOTBALL LEAGUE

## NFC LEADING PASSERS

RANK	PLAYER	TEAM	ATT	COMP	COMP%	YDS	YPA	TD	TD%	LONG	INT	INT%	RATING
1	Darnold	MIN	106	73	68.9%	932	8.79	11	10.4%	97t	3	2.8%	118.9
2	*Daniels	WAS	106	87	82.1%	897	8.46	3	2.8%	55	1	0.9%	107.4
3	Mayfield	TB	129	91	70.5%	984	7.63	8	6.2%	41t	2	1.6%	106.9
4	Purdy	SF	122	84	68.9%	1130	9.26	5	4.1%	53	2	1.6%	104.9
5	K. Murray	ARI	108	75	69.4%	777	7.19	6	5.6%	60t	1	0.9%	104.6
6	Carr	NO	100	72	72.0%	824	8.24	6	6.0%	70t	3	3.0%	103.9
7	Dalton	CAR	78	51	65.4%	539	6.91	5	6.4%	39	1	1.3%	101.4
8	Goff	DET	124	88	71.0%	1015	8.19	5	4.0%	70t	4	3.2%	95.3
9	Prescott	DAL	149	96	64.4%	1072	7.19	6	4.0%	65t	2	1.3%	93.6
10	G. Smith	SEA	159	115	72.3%	1182	7.43	4	2.5%	71t	4	2.5%	91.2
11	Stafford	LAR	130	89	68.5%	978	7.52	2	1.5%	63	2	1.5%	89.2
12	Hurts	PHI	132	90	68.2%	930	7.05	4	3.0%	67t	4	3.0%	85.7
13	Cousins	ATL	119	77	64.7%	864	7.26	4	3.4%	50	4	3.4%	83.5
14	Love	GB	88	49	55.7%	649	7.38	6	6.8%	70t	4	4.5%	83.0
15	Jones	NYG	144	91	63.2%	881	6.12	4	2.8%	39	3	2.1%	80.8
16	*Ca. Williams	CHI	141	87	61.7%	787	5.58	3	2.1%	47	4	2.8%	72.0

# 2024 NATIONAL FOOTBALL LEAGUE

## NFC LEADING PASSERS, RANKS

PLAYER	TEAM	ATT	COMP	COMP%	YDS	YPA	TD	TD%	INT	INT%	RATING
Darnold	MIN	12t	13	7	7	2	1	1	8t	10	1
*Daniels	WAS	12t	8t	1	9	3	14t	12	1t	2	2
Mayfield	TB	7	3t	5	5	6	2	4	4t	6	3
Purdy	SF	9	10	8	2	1	7t	7	4t	7	4
K. Murray	ARI	11	12	6	14	12	3t	6	1t	1	5
Carr	NO	14	14	3	12	4	3t	5	8t	12	6
Dalton	CAR	16	15	11	16	14	7t	3	1t	3	7
Goff	DET	8	7	4	4	5	7t	8	11t	14	8
Prescott	DAL	2	2	13	3	11	3t	9	4t	4	9
G. Smith	SEA	1	1	2	1	8	10t	14	11t	9	10
Stafford	LAR	6	6	9	6	7	16t	16	4t	5	11
Hurts	PHI	5	5	10	8	13	10t	11	11t	13	12
Cousins	ATL	10	11	12	11	10	10t	10	11t	15	13
Love	GB	15	16	16	15	9	3t	2	11t	16	14
Jones	NYG	3	3t	14	10	15	10t	13	8t	8	15
*Ca. Williams	CHI	4	8t	15	13	16	14t	15	11t	11	16

# 2024 NATIONAL FOOTBALL LEAGUE

## NFC FOURTH-QUARTER PASSING LEADERS

RANK	PLAYER	TEAM	ATT	COMP	COMP%	YDS	YPA	TD	TD%	INT	INT%	RATING
1	Love	GB	23	17	73.9%	269	11.70	3	13.0%	1	4.3%	133.9
2	*Daniels	WAS	35	31	88.6%	348	9.94	2	5.7%	0	0.0%	127.1
3	Mayfield	TB	30	23	76.7%	213	7.10	2	6.7%	0	0.0%	117.8
4	Darnold	MIN	21	14	66.7%	152	7.24	1	4.8%	0	0.0%	103.7
5	Purdy	SF	31	25	80.6%	317	10.23	0	0.0%	1	3.2%	95.8
6	Stafford	LAR	31	22	71.0%	270	8.71	1	3.2%	1	3.2%	94.8
7	*Ca. Williams	CHI	40	26	65.0%	225	5.63	2	5.0%	1	2.5%	85.9
8	G. Smith	SEA	38	26	68.4%	263	6.92	1	2.6%	1	2.6%	85.7
9	Prescott	DAL	45	24	53.3%	278	6.18	2	4.4%	1	2.2%	77.8
10	K. Murray	ARI	34	20	58.8%	209	6.15	0	0.0%	0	0.0%	76.7
11	Goff	DET	39	24	61.5%	258	6.62	1	2.6%	2	5.1%	68.1
12	Cousins	ATL	38	21	55.3%	202	5.32	1	2.6%	1	2.6%	68.1
13	Hurts	PHI	40	27	67.5%	279	6.98	0	0.0%	2	5.0%	66.6
14	Willis	GB	11	5	45.5%	70	6.36	0	0.0%	0	0.0%	66.5
15	Young	CAR	23	12	52.2%	98	4.26	0	0.0%	0	0.0%	63.3
16	Carr	NO	27	16	59.3%	195	7.22	1	3.7%	2	7.4%	63.0
17	Dalton	CAR	16	7	43.8%	42	2.63	0	0.0%	0	0.0%	51.0
18	Jones	NYG	46	23	50.0%	159	3.46	1	2.2%	2	4.3%	47.3

# 2024 NATIONAL FOOTBALL LEAGUE

## NFC THIRD-DOWN PASSING LEADERS

RANK	PLAYER	TEAM	ATT	COMP	COMP%	YDS	YPA	TD	TD%	INT	INT%	RATING
1	K. Murray	ARI	23	17	73.9%	181	7.87	2	8.7%	0	0.0%	125.5
2	*Daniels	WAS	26	19	73.1%	222	8.54	2	7.7%	0	0.0%	124.2
3	Darnold	MIN	33	20	60.6%	236	7.15	3	9.1%	0	0.0%	112.7
4	Purdy	SF	29	17	58.6%	185	6.38	3	10.3%	0	0.0%	112.0
5	Carr	NO	23	16	69.6%	198	8.61	1	4.3%	0	0.0%	110.4
6	Goff	DET	30	17	56.7%	189	6.30	3	10.0%	0	0.0%	108.9
7	Prescott	DAL	35	23	65.7%	273	7.80	2	5.7%	0	0.0%	108.4
8	Cousins	ATL	30	20	66.7%	203	6.77	2	6.7%	0	0.0%	108.1
9	Jones	NYG	43	29	67.4%	312	7.26	3	7.0%	1	2.3%	102.1
10	Dalton	CAR	20	13	65.0%	159	7.95	1	5.0%	1	5.0%	85.2
11	Love	GB	19	7	36.8%	161	8.47	2	10.5%	1	5.3%	81.3
12	Stafford	LAR	29	17	58.6%	152	5.24	0	0.0%	0	0.0%	72.8
13	Mayfield	TB	35	20	57.1%	225	6.43	2	5.7%	2	5.7%	71.7
14	G. Smith	SEA	36	24	66.7%	235	6.53	0	0.0%	2	5.6%	61.7
15	*Ca. Williams	CHI	37	20	54.1%	177	4.78	1	2.7%	2	5.4%	53.5
16	Hurts	PHI	31	19	61.3%	249	8.03	0	0.0%	3	9.7%	47.0

# 2024 NATIONAL FOOTBALL LEAGUE

## NFC LEADING RUSHERS

RANK	PLAYER	TEAM	ATT	YDS	AVG	LONG	TD
1	Mason	SF	91	447	4.9	25	3
2	Barkley	PHI	73	435	6.0	65t	4
3	Kamara	NO	80	362	4.5	17	5
4	Jacobs	GB	71	329	4.6	34	0
5	A. Jones	MIN	64	321	5.0	39	1
6	Robinson	WAS	66	307	4.7	40	3
7	Hubbard	CAR	55	296	5.4	38	1
8	Conner	ARI	64	293	4.6	22	3
9	Gibbs	DET	54	285	5.3	24	3
10	Montgomery	DET	63	271	4.3	21	4
11	K. Williams	LAR	73	258	3.5	14	5
12	Robinson	ATL	55	224	4.1	19	1
13	Singletary	NYG	56	221	3.9	43	2
14	*Daniels (QB)	WAS	46	218	4.7	17	4
15	*Irving	TB	35	203	5.8	32	1
16	Walker	SEA	32	183	5.7	28	4
17	Allgeier	ATL	27	166	6.1	15	0
18	K. Murray (QB)	ARI	16	164	10.3	29	0
19	Hurts (QB)	PHI	42	163	3.9	23	2
20	Swift	CHI	53	161	3.0	36t	1
21	Charbonnet	SEA	42	156	3.7	13	3
22	Dowdle	DAL	34	134	3.9	10	0
23	Em. Wilson	GB	29	132	4.6	18	0
24	Chandler	MIN	28	117	4.2	25	0
25	White	TB	41	115	2.8	17	0
26	Willis (QB)	GB	12	114	9.5	29	1
27t	Reed (WR)	GB	6	91	15.2	33t	1
27t	M. Sanders	CAR	25	91	3.6	14	1
29	Williams	NO	23	87	3.8	14t	1
30	Ekeler	WAS	13	83	6.4	24t	1
31t	*Benson	ARI	25	81	3.2	13	0
31t	Elliott	DAL	24	81	3.4	9	1
33	*Ca. Williams (QB)	CHI	16	79	4.9	24	0
34t	Demercado	ARI	8	77	9.6	41	0
34t	Hill (TE)	NO	14	77	5.5	12	2
36	Purdy (QB)	SF	18	75	4.2	11	0
37	G. Smith (QB)	SEA	16	74	4.6	34t	1
38	Jones (QB)	NYG	23	70	3.0	9	0
39	McNichols	WAS	9	69	7.7	27t	2
40	Mayfield (QB)	TB	12	65	5.4	12	2
41	R. Johnson	CHI	15	56	3.7	9	1
42	Rivers	LAR	10	51	5.1	12	0
43	Darnold (QB)	MIN	15	50	3.3	18	0
44	Lamb (WR)	DAL	6	33	5.5	12	0
45	*Tracy	NYG	12	29	2.4	6	0
46	*Corum	LAR	8	28	3.5	9	0
47t	Samuel (WR)	SF	12	27	2.3	8	1
47t	Shaheed (WR)	NO	5	27	5.4	13	0
49	McCloud (WR)	ATL	2	23	11.5	20	0
50	Carr (QB)	NO	8	22	2.8	8	1

# 2024 NATIONAL FOOTBALL LEAGUE

## NFC THIRD-AND-ONE RUSHING LEADERS

RANK	PLAYER	TEAM	ATT	FD	PCT
1t	*Daniels (QB)	WAS	3	3	100.0%
1t	Charbonnet	SEA	2	2	100.0%
1t	Darnold (QB)	MIN	2	2	100.0%
1t	Gibbs	DET	2	2	100.0%
1t	K. Williams	LAR	2	2	100.0%
1t	*Benson	ARI	1	1	100.0%
1t	Demercado	ARI	1	1	100.0%
1t	Dowdle	DAL	1	1	100.0%
1t	Elliott	DAL	1	1	100.0%
1t	Hill (TE)	NO	1	1	100.0%
1t	*Irving	TB	1	1	100.0%
1t	R. Johnson	CHI	1	1	100.0%
1t	Luepke	DAL	1	1	100.0%
1t	K. Murray (QB)	ARI	1	1	100.0%
1t	Prescott (QB)	DAL	1	1	100.0%
1t	Walker	SEA	1	1	100.0%
1t	Williams	NO	1	1	100.0%
18	Robinson	WAS	5	4	80.0%
19t	A. Jones	MIN	4	3	75.0%
19t	Montgomery	DET	4	3	75.0%
21	Hurts (QB)	PHI	7	5	71.4%
22t	Conner	ARI	3	2	66.7%
22t	Jacobs	GB	3	2	66.7%
22t	Kamara	NO	3	2	66.7%
25t	Hubbard	CAR	2	1	50.0%
25t	Mason	SF	2	1	50.0%
25t	Purdy (QB)	SF	2	1	50.0%
25t	G. Smith (QB)	SEA	2	1	50.0%
25t	*Ca. Williams (QB)	CHI	2	1	50.0%



# 2024 NATIONAL FOOTBALL LEAGUE

## NFC LEADERS IN RECEPTIONS

RANK	PLAYER	TEAM	REC	YDS	AVG	LONG	TD
1	*Nabers	NYG	35	386	11.0	39	3
2t	Godwin	TB	27	322	11.9	41t	3
2t	St. Brown	DET	27	252	9.3	20	2
4	Robinson	NYG	26	194	7.5	20	1
5	Smith-Njigba	SEA	25	226	9.0	24	0
6t	Metcalf	SEA	24	366	15.3	71t	2
6t	Goedert (TE)	PHI	24	301	12.5	61	0
8	D. Moore	CHI	22	189	8.6	44	1
9t	Jennings	SF	21	364	17.3	45	3
9t	D. Smith	PHI	21	239	11.4	25	1
11t	Jefferson	MIN	20	358	17.9	97t	4
11t	Lamb	DAL	20	316	15.8	65t	2
11t	Olave	NO	20	265	13.3	39	1
11t	Dio. Johnson	CAR	20	239	11.9	39	2
11t	D. London	ATL	20	200	10.0	19	2
16	McLaurin	WAS	19	191	10.1	55	2
17t	Evans	TB	18	214	11.9	24	3
17t	Lockett	SEA	18	199	11.1	29	0
17t	Kmet (TE)	CHI	18	162	9.0	22	1
17t	Kupp	LAR	18	147	8.2	24	1
21t	Reed	GB	17	336	19.8	70t	2
21t	Kamara (RB)	NO	17	174	10.2	57t	1
23t	Samuel	SF	16	222	13.9	53	0
23t	Ferguson (TE)	DAL	16	159	9.9	26	0
23t	A. Jones (RB)	MIN	16	143	8.9	20	1
26t	Shaheed	NO	15	252	16.8	70t	2
26t	*Harrison	ARI	15	243	16.2	60t	4
26t	Mooney	ATL	15	225	15.0	41t	1
26t	McCloud	ATL	15	163	10.9	20	0
26t	Kittle (TE)	SF	15	161	10.7	26	2
26t	Ertz (TE)	WAS	15	150	10.0	21	0
26t	Robinson (RB)	ATL	15	135	9.0	26	0
26t	Dortch	ARI	15	131	8.7	14	0
26t	Charbonnet (RB)	SEA	15	115	7.7	30t	1
35t	Mi. Wilson	ARI	14	138	9.9	28	1
35t	White (RB)	TB	14	133	9.5	32	0
35t	McBride (TE)	ARI	14	122	8.7	21	0
35t	Otton (TE)	TB	14	104	7.4	16	0
39t	J. Williams	DET	13	289	22.2	70t	2
39t	Aiyuk	SF	13	167	12.8	38	0
39t	Tolbert	DAL	13	160	12.3	39	1
39t	Swift (RB)	CHI	13	118	9.1	27	0
39t	Hubbard (RB)	CAR	13	84	6.5	20	1
39t	K. Williams (RB)	LAR	13	68	5.2	15t	1
45t	Doubs	GB	12	169	14.1	39	0
45t	LaPorta (TE)	DET	12	147	12.3	30	0
45t	*Legette	CAR	12	143	11.9	35	1
45t	Kraft (TE)	GB	12	130	10.8	29	1
45t	Parkinson (TE)	LAR	12	113	9.4	20	0
45t	Barkley (RB)	PHI	12	85	7.1	27	1

# 2024 NATIONAL FOOTBALL LEAGUE

## NFC RECEIVING YARDAGE LEADERS

RANK	PLAYER	TEAM	YDS	REC	AVG	LONG	TD
1	*Nabers	NYG	386	35	11.0	39	3
2	Metcalf	SEA	366	24	15.3	71t	2
3	Jennings	SF	364	21	17.3	45	3
4	Jefferson	MIN	358	20	17.9	97t	4
5	Reed	GB	336	17	19.8	70t	2
6	Godwin	TB	322	27	11.9	41t	3
7	Lamb	DAL	316	20	15.8	65t	2
8	Goedert (TE)	PHI	301	24	12.5	61	0
9	J. Williams	DET	289	13	22.2	70t	2
10	Olave	NO	265	20	13.3	39	1
11t	Shaheed	NO	252	15	16.8	70t	2
11t	St. Brown	DET	252	27	9.3	20	2
13	*Harrison	ARI	243	15	16.2	60t	4
14t	Dio. Johnson	CAR	239	20	11.9	39	2
14t	D. Smith	PHI	239	21	11.4	25	1
16	Smith-Njigba	SEA	226	25	9.0	24	0
17	Mooney	ATL	225	15	15.0	41t	1
18	Atwell	LAR	223	11	20.3	50	0
19	Samuel	SF	222	16	13.9	53	0
20	Evans	TB	214	18	11.9	24	3
21	D. London	ATL	200	20	10.0	19	2
22	Lockett	SEA	199	18	11.1	29	0
23	Robinson	NYG	194	26	7.5	20	1
24	McLaurin	WAS	191	19	10.1	55	2
25	D. Moore	CHI	189	22	8.6	44	1
26	Kamara (RB)	NO	174	17	10.2	57t	1
27	Doubs	GB	169	12	14.1	39	0
28	Aiyuk	SF	167	13	12.8	38	0
29	*Odunze	CHI	166	10	16.6	47	1
30	McCloud	ATL	163	15	10.9	20	0
31	Kmet (TE)	CHI	162	18	9.0	22	1
32t	Kittle (TE)	SF	161	15	10.7	26	2
32t	Robinson	LAR	161	9	17.9	42	0
34	Tolbert	DAL	160	13	12.3	39	1
35	Ferguson (TE)	DAL	159	16	9.9	26	0
36	Ertz (TE)	WAS	150	15	10.0	21	0
37t	Kupp	LAR	147	18	8.2	24	1
37t	LaPorta (TE)	DET	147	12	12.3	30	0
39t	A. Jones (RB)	MIN	143	16	8.9	20	1
39t	*Legette	CAR	143	12	11.9	35	1
41	Mi. Wilson	ARI	138	14	9.9	28	1
42	Nailor	MIN	137	8	17.1	31	3
43	Robinson (RB)	ATL	135	15	9.0	26	0
44	White (RB)	TB	133	14	9.5	32	0
45	Dortch	ARI	131	15	8.7	14	0
46	Kraft (TE)	GB	130	12	10.8	29	1
47t	McBride (TE)	ARI	122	14	8.7	21	0
47t	Slayton	NYG	122	10	12.2	28	0
49	Ekeler (RB)	WAS	121	9	13.4	27	0
50t	A. Brown	PHI	119	5	23.8	67t	1
50t	T. Johnson	LAR	119	10	11.9	63	0

# 2024 NATIONAL FOOTBALL LEAGUE

## NFC THIRD-DOWN RECEIVING LEADERS

RANK	PLAYER	TEAM	REC	YDS	AVG	LONG	TD
1	Robinson	NYG	15	109	7.3	15	1
2	*Nabers	NYG	12	188	15.7	39	2
3	Godwin	TB	10	129	12.9	24	0
4	Smith-Njigba	SEA	9	97	10.8	24	0
5t	Olave	NO	7	86	12.3	16	0
5t	St. Brown	DET	7	77	11.0	18	2
5t	Dortch	ARI	7	66	9.4	14	0
5t	Kmet (TE)	CHI	7	45	6.4	12	0
9t	Goedert (TE)	PHI	6	150	25.0	61	0
9t	Kittle (TE)	SF	6	65	10.8	15	1
9t	D. London	ATL	6	63	10.5	16	2
9t	Cooks	DAL	6	62	10.3	21t	1
13t	Reed	GB	5	111	22.2	70t	1
13t	Dio. Johnson	CAR	5	107	21.4	39	1
13t	Jennings	SF	5	59	11.8	31t	2
13t	Jefferson	MIN	5	56	11.2	16	1
13t	D. Moore	CHI	5	55	11.0	19	1
13t	Parkinson (TE)	LAR	5	52	10.4	15	0
13t	McLaurin	WAS	5	50	10.0	27t	2
13t	LaPorta (TE)	DET	5	42	8.4	13	0
13t	Charbonnet (RB)	SEA	5	35	7.0	16	0
22t	Doubs	GB	4	84	21.0	39	0
22t	Luepke (RB)	DAL	4	55	13.8	24	0
22t	Robinson (RB)	ATL	4	46	11.5	26	0
22t	Metcalfe	SEA	4	39	9.8	15	0
22t	Carter	CHI	4	36	9.0	14	0
22t	White (RB)	TB	4	28	7.0	22	0
22t	M. Sanders (RB)	CAR	4	26	6.5	12	0
22t	Mundt (TE)	MIN	4	23	5.8	9	1
22t	Mi. Wilson	ARI	4	21	5.3	8	1
31t	Shaheed	NO	3	82	27.3	59t	1
31t	Kraft (TE)	GB	3	48	16.0	21	0
31t	Zaccheaus	WAS	3	48	16.0	27	0
31t	Aiyuk	SF	3	38	12.7	14	0
31t	Ferguson (TE)	DAL	3	35	11.7	24	0
31t	Lockett	SEA	3	35	11.7	19	0
31t	Powell	MIN	3	29	9.7	13	0
31t	Mooney	ATL	3	28	9.3	17	0
31t	Wicks	GB	3	27	9.0	14t	2
31t	Demercado (RB)	ARI	3	26	8.7	24	0
31t	*Tipton	NO	3	17	5.7	6	0
31t	K. Williams (RB)	LAR	3	13	4.3	9	0
43t	Watson	GB	2	67	33.5	37	0
43t	J. Williams	DET	2	65	32.5	52t	1
43t	Nailor	MIN	2	57	28.5	31	0
43t	Ertz (TE)	WAS	2	41	20.5	21	0
43t	Atwell	LAR	2	35	17.5	24	0
43t	Addison	MIN	2	31	15.5	25	0
43t	*Odunze	CHI	2	31	15.5	17	0
43t	A. Brown	PHI	2	28	14.0	20	0
43t	Ekeler (RB)	WAS	2	28	14.0	16	0
43t	Turpin	DAL	2	28	14.0	16t	1
43t	McCloud	ATL	2	26	13.0	14	0
43t	Evans	TB	2	25	12.5	24	1
43t	A. Jones (RB)	MIN	2	22	11.0	14	1

# 2024 NATIONAL FOOTBALL LEAGUE

## NFC THIRD-DOWN RECEIVING LEADERS

RANK	PLAYER	TEAM	REC	YDS	AVG	LONG	TD
43t	Allgeier (RB)	ATL	2	20	10.0	13	0
43t	T. Johnson	LAR	2	19	9.5	13	0
43t	D. Smith	PHI	2	19	9.5	14	0
43t	Thielen	CAR	2	19	9.5	14	0
43t	Samuel	SF	2	18	9.0	15	0
43t	Robinson (RB)	WAS	2	17	8.5	13	0
43t	Pitts (TE)	ATL	2	16	8.0	8	0
43t	Elliott (RB)	DAL	2	15	7.5	15	0
43t	Slayton	NYG	2	15	7.5	8	0
43t	D. Brown	WAS	2	13	6.5	8	0
43t	Tremble (TE)	CAR	2	12	6.0	7	0
43t	Campbell	PHI	2	11	5.5	6	0
43t	Dotson	PHI	2	11	5.5	7	0
43t	Kupp	LAR	2	11	5.5	13	0
43t	*McCaffrey	WAS	2	11	5.5	8	0
43t	Barkley (RB)	PHI	2	8	4.0	4	0
43t	Otton (TE)	TB	2	7	3.5	4	0
43t	Mingo	CAR	2	3	1.5	6	0
43t	Gibbs (RB)	DET	2	2	1.0	1	0

# 2024 NATIONAL FOOTBALL LEAGUE

## NFC LEADING SCORERS (NON-KICKING)

RANK	PLAYER	TEAM	POS	TOUCHDOWNS				X2	PTS
				TOTAL	RUSH	REC	RET		
1t	Kamara	NO	RB	6	5	1	0	0	36
1t	K. Williams	LAR	RB	6	5	1	0	0	36
3	Barkley	PHI	RB	5	4	1	0	2	34
4t	Charbonnet	SEA	RB	4	3	1	0	0	24
4t	*Daniels	WAS	QB	4	4	0	0	0	24
4t	Gibbs	DET	RB	4	3	1	0	0	24
4t	*Harrison	ARI	WR	4	0	4	0	0	24
4t	Jefferson	MIN	WR	4	0	4	0	0	24
4t	Montgomery	DET	RB	4	4	0	0	0	24
4t	Walker	SEA	RB	4	4	0	0	0	24
11	Conner	ARI	RB	3	3	0	0	1	20
12t	Evans	TB	WR	3	0	3	0	0	18
12t	Godwin	TB	WR	3	0	3	0	0	18
12t	Jennings	SF	WR	3	0	3	0	0	18
12t	Mason	SF	RB	3	3	0	0	0	18
12t	*Nabers	NYG	WR	3	0	3	0	0	18
12t	Nailor	MIN	WR	3	0	3	0	0	18
12t	Reed	GB	WR	3	1	2	0	0	18
12t	Robinson	WAS	RB	3	3	0	0	0	18
12t	Wicks	GB	WR	3	0	3	0	0	18
21t	Addison	MIN	WR	2	1	1	0	0	12
21t	Hill	NO	TE	2	2	0	0	0	12
21t	Hubbard	CAR	RB	2	1	1	0	0	12
21t	Hurts	PHI	QB	2	2	0	0	0	12
21t	Dio. Johnson	CAR	WR	2	0	2	0	0	12
21t	A. Jones	MIN	RB	2	1	1	0	0	12
21t	Kittle	SF	TE	2	0	2	0	0	12
21t	Lamb	DAL	WR	2	0	2	0	0	12
21t	D. London	ATL	WR	2	0	2	0	0	12
21t	Mayfield	TB	QB	2	2	0	0	0	12
21t	McLaurin	WAS	WR	2	0	2	0	0	12
21t	McNichols	WAS	RB	2	2	0	0	0	12
21t	Metcalf	SEA	WR	2	0	2	0	0	12
21t	Shaheed	NO	WR	2	0	2	0	0	12
21t	Singletary	NYG	RB	2	2	0	0	0	12
21t	St. Brown	DET	WR	2	0	2	0	0	12
21t	Turpin	DAL	WR	2	0	1	1	0	12
21t	J. Williams	DET	WR	2	0	2	0	0	12
39t	Kraft	GB	TE	1	0	1	0	1	8
39t	Swift	CHI	RB	1	1	0	0	1	8
41t	Alexander	GB	CB	1	0	0	1	0	6
41t	Andersen	ATL	LB	1	0	0	1	0	6
41t	*Barner	SEA	TE	1	0	1	0	0	6
41t	A. Brown	PHI	WR	1	0	1	0	0	6
41t	Campbell	PHI	WR	1	0	1	0	0	6
41t	Carr	NO	QB	1	1	0	0	0	6

# 2024 NATIONAL FOOTBALL LEAGUE

## NFC LEADING SCORERS (NON-KICKING)

RANK	PLAYER	TEAM	POS	TOUCHDOWNS				X2	PTS
				TOTAL	RUSH	REC	RET		
41t	Cooks	DAL	WR	1	0	1	0	0	6
41t	Dallas	ARI	RB	1	0	0	1	0	6
41t	Dowdle	DAL	RB	1	0	1	0	0	6
41t	Ekeler	WAS	RB	1	1	0	0	0	6
41t	Elliott	DAL	RB	1	1	0	0	0	6
41t	Goff	DET	QB	1	0	1	0	0	6
41t	Herbert	CHI	RB	1	1	0	0	0	6
41t	Higgins	ARI	TE	1	0	1	0	0	6
41t	Hodge	ATL	WR	1	0	0	1	0	6
41t	*Irving	TB	RB	1	1	0	0	0	6
41t	Johnson	NO	TE	1	0	1	0	0	6
41t	R. Johnson	CHI	RB	1	1	0	0	0	6
41t	Kmet	CHI	TE	1	0	1	0	0	6
41t	Kupp	LAR	WR	1	0	1	0	0	6
41t	*Legette	CAR	WR	1	0	1	0	0	6
41t	McBride	ARI	TE	1	0	0	1	0	6
41t	*McMillan	TB	WR	1	0	1	0	0	6
41t	Mooney	ATL	WR	1	0	1	0	0	6
41t	D. Moore	CHI	WR	1	0	1	0	0	6
41t	Moreau	NO	TE	1	0	1	0	0	6
41t	Mundt	MIN	TE	1	0	1	0	0	6
41t	*Odunze	CHI	WR	1	0	1	0	0	6
41t	Olave	NO	WR	1	0	1	0	0	6
41t	Oliver	MIN	TE	1	0	1	0	0	6
41t	Owens	CHI	DB	1	0	0	1	0	6
41t	Palmer	TB	WR	1	0	1	0	0	6
41t	Pitts	ATL	TE	1	0	1	0	0	6
41t	Prescott	DAL	QB	1	1	0	0	0	6
41t	Robinson	ATL	RB	1	1	0	0	0	6
41t	Robinson	NYG	WR	1	0	1	0	0	6
41t	Samuel	SF	WR	1	1	0	0	0	6
41t	M. Sanders	CAR	RB	1	1	0	0	0	6
41t	Scott	WAS	OT	1	0	1	0	0	6
41t	D. Smith	PHI	WR	1	0	1	0	0	6
41t	G. Smith	SEA	QB	1	1	0	0	0	6
41t	Stevenson	CHI	CB	1	0	0	1	0	6
41t	Thielen	CAR	WR	1	0	1	0	0	6
41t	Tolbert	DAL	WR	1	0	1	0	0	6
41t	Van Ginkel	MIN	OLB	1	0	0	1	0	6
41t	Warner	SF	MLB	1	0	0	1	0	6
41t	Watson	GB	WR	1	0	1	0	0	6
41t	Williams	NO	RB	1	1	0	0	0	6
41t	Willis	GB	QB	1	1	0	0	0	6
41t	Em. Wilson	GB	RB	1	0	1	0	0	6
41t	Mi. Wilson	ARI	WR	1	0	1	0	0	6
41t	Young	CAR	QB	1	1	0	0	0	6





# 2024 NATIONAL FOOTBALL LEAGUE

## NFC LEADING SCORERS (KICKING)

RANK	PLAYER	TEAM	PAT	FG	FG%	LONG	PTS
1t	Aubrey	DAL	7/7	12/13	92.3%	65	43
1t	Moody	SF	10/10	11/12	91.7%	53	43
3	Seibert	WAS	9/9	10/10	100.0%	45	39
4	Grupe	NO	13/14	8/8	100.0%	57	37
5	*Narveson	GB	9/9	9/13	69.2%	47	36
6t	*Karty	LAR	6/6	9/10	90.0%	52	33
6t	Koo	ATL	6/6	9/9	100.0%	58	33
8	*Reichard	MIN	14/14	6/6	100.0%	58	32
9	McLaughlin	TB	10/11	7/7	100.0%	56	31
10t	Myers	SEA	10/10	6/8	75.0%	56	28
10t	Prater	ARI	10/10	6/6	100.0%	57	28
12	Santos	CHI	6/6	7/8	87.5%	54	27
13	Bates	DET	11/12	5/5	100.0%	35	26
14	Pineiro	CAR	7/7	6/6	100.0%	48	25
15	Elliott	PHI	8/8	4/5	80.0%	38	20
16	Joseph	DET-NYG	3/3	5/6	83.3%	52	18
17	Gano	NYG	0/0	2/2	100.0%	50	6
18	York	WAS	2/2	0/2	0.0%	---	2
19	Gillan	NYG	0/1	0/0	---	---	0

# 2024 NATIONAL FOOTBALL LEAGUE

---

# 2024 NATIONAL FOOTBALL LEAGUE

---

## NFC TOUCHBACKS ON KICKOFFS

RANK	PLAYER	TEAM	TB
1t	Evans	LAR	20
1t	Moody	SF	20
1t	Reichard	MIN	20
4	Bates	DET	19
5	Prater	ARI	17
6	Myers	SEA	16
7	Narveson	GB	15
8	Mann	PHI	14
9	Aubrey	DAL	12
10t	Camarda	TB	10
10t	Joseph	DET-NYG	10
10t	Pinion	ATL	10
10t	Santos	CHI	10
14	Grupe	NO	8
15t	Gill	TB	6
15t	Pineiro	CAR	6
17	Seibert	WAS	5
18	Gano	NYG	3
19t	Gillan	NYG	2
19t	Koo	ATL	2
21	York	WAS	1



# 2024 NATIONAL FOOTBALL LEAGUE

## NFC MOST YARDS FROM SCRIMMAGE

RANK	PLAYER	TEAM	POS	TOTAL			RUSHING			RECEIVING		
				YDS	PLAYS	AVG	YDS	ATT	AVG	YDS	ATT	AVG
1	Kamara	NO	RB	536	97	5.5	362	80	4.5	174	17	10.2
2	Barkley	PHI	RB	520	85	6.1	435	73	6.0	85	12	7.1
3	Mason	SF	RB	504	97	5.2	447	91	4.9	57	6	9.5
4	A. Jones	MIN	RB	464	80	5.8	321	64	5.0	143	16	8.9
5	Reed	GB	WR	427	23	18.6	91	6	15.2	336	17	19.8
6	*Nabers	NYG	WR	386	38	10.2	0	3	0.0	386	35	11.0
7	Jacobs	GB	RB	381	78	4.9	329	71	4.6	52	7	7.4
8	Hubbard	CAR	RB	380	68	5.6	296	55	5.4	84	13	6.5
9	Robinson	WAS	RB	375	74	5.1	307	66	4.7	68	8	8.5
10	Metcalf	SEA	WR	366	24	15.3	0	0	---	366	24	15.3
11	Montgomery	DET	RB	365	72	5.1	271	63	4.3	94	9	10.4
12	Jennings	SF	WR	364	21	17.3	0	0	---	364	21	17.3
13	Gibbs	DET	RB	361	65	5.6	285	54	5.3	76	11	6.9
14	Robinson	ATL	RB	359	70	5.1	224	55	4.1	135	15	9.0
15	Jefferson	MIN	WR	358	20	17.9	0	0	---	358	20	17.9
16	Lamb	DAL	WR	349	26	13.4	33	6	5.5	316	20	15.8
17	Conner	ARI	RB	345	70	4.9	293	64	4.6	52	6	8.7
18	K. Williams	LAR	RB	326	86	3.8	258	73	3.5	68	13	5.2
19	Godwin	TB	WR	322	27	11.9	0	0	---	322	27	11.9
20	J. Williams	DET	WR	310	16	19.4	21	3	7.0	289	13	22.2
21	Goedert	PHI	TE	301	24	12.5	0	0	---	301	24	12.5
22	Singletary	NYG	RB	293	66	4.4	221	56	3.9	72	10	7.2
23t	Shaheed	NO	WR	279	20	14.0	27	5	5.4	252	15	16.8
23t	Swift	CHI	RB	279	66	4.2	161	53	3.0	118	13	9.1
25	Olave	NO	WR	272	21	13.0	7	1	7.0	265	20	13.3
26	Charbonnet	SEA	RB	271	57	4.8	156	42	3.7	115	15	7.7
27	St. Brown	DET	WR	252	27	9.3	0	0	---	252	27	9.3
28	Samuel	SF	WR	249	28	8.9	27	12	2.3	222	16	13.9
29	White	TB	RB	248	55	4.5	115	41	2.8	133	14	9.5
30	*Harrison	ARI	WR	243	15	16.2	0	0	---	243	15	16.2
31t	Dio. Johnson	CAR	WR	239	20	12.0	0	0	---	239	20	12.0
31t	D. Smith	PHI	WR	239	21	11.4	0	0	---	239	21	11.4
33	*Irving	TB	RB	237	41	5.8	203	35	5.8	34	6	5.7
34	Smith-Njigba	SEA	WR	226	25	9.0	0	0	---	226	25	9.0
35t	Mooney	ATL	WR	225	15	15.0	0	0	---	225	15	15.0
35t	Walker	SEA	RB	225	38	5.9	183	32	5.7	42	6	7.0
37	Atwell	LAR	WR	223	11	20.3	0	0	---	223	11	20.3
38	*Daniels	WAS	QB	218	46	4.7	218	46	4.7	0	0	---
39	Evans	TB	WR	214	18	11.9	0	0	---	214	18	11.9
40t	Dowdle	DAL	RB	208	43	4.8	134	34	3.9	74	9	8.2
40t	Robinson	NYG	WR	208	27	7.7	14	1	14.0	194	26	7.5
42	Ekeler	WAS	RB	204	22	9.3	83	13	6.4	121	9	13.4
43	D. London	ATL	WR	200	20	10.0	0	0	---	200	20	10.0
44	Lockett	SEA	WR	199	18	11.1	0	0	---	199	18	11.1
45	Allgeier	ATL	RB	198	30	6.6	166	27	6.1	32	3	10.7
46	D. Moore	CHI	WR	197	24	8.2	8	2	4.0	189	22	8.6
47	McLaurin	WAS	WR	191	19	10.1	0	0	---	191	19	10.1
48	McCloud	ATL	WR	186	17	10.9	23	2	11.5	163	15	10.9
49t	Doubs	GB	WR	169	12	14.1	0	0	---	169	12	14.1
49t	Em. Wilson	GB	RB	169	33	5.1	132	29	4.6	37	4	9.3



# 2024 NATIONAL FOOTBALL LEAGUE

## NFC LEADERS IN FIRST DOWNS

RANK	PLAYER	TEAM	POS	TOTAL	RUSH	REC
1	Kamara	NO	RB	29	25	4
2	Mason	SF	RB	25	20	5
3	Barkley	PHI	RB	23	18	5
4t	Hubbard	CAR	RB	22	17	5
4t	K. Williams	LAR	RB	22	20	2
6t	Conner	ARI	RB	21	20	1
6t	Godwin	TB	WR	21	0	21
6t	A. Jones	MIN	RB	21	16	5
9t	Gibbs	DET	RB	20	15	5
9t	Montgomery	DET	RB	20	18	2
9t	*Nabers	NYG	WR	20	1	19
9t	Robinson	ATL	RB	20	13	7
13t	*Daniels	WAS	QB	18	18	0
13t	Robinson	WAS	RB	18	17	1
15t	Hurts	PHI	QB	16	16	0
15t	Jacobs	GB	RB	16	15	1
15t	Olave	NO	WR	16	1	15
18t	Jennings	SF	WR	15	0	15
18t	Singleton	NYG	RB	15	12	3
20t	Jefferson	MIN	WR	14	0	14
20t	Lockett	SEA	WR	14	0	14
20t	Reed	GB	WR	14	4	10
20t	St. Brown	DET	WR	14	0	14
24t	Evans	TB	WR	13	0	13
24t	Dio. Johnson	CAR	WR	13	0	13
24t	Lamb	DAL	WR	13	2	11
24t	D. Smith	PHI	WR	13	0	13
28t	Charbonnet	SEA	RB	12	9	3
28t	*Harrison	ARI	WR	12	0	12
28t	Smith-Njigba	SEA	WR	12	0	12
28t	Walker	SEA	RB	12	9	3
32t	Allgeier	ATL	RB	11	9	2
32t	Metcalf	SEA	WR	11	0	11
32t	Robinson	NYG	WR	11	1	10
32t	Samuel	SF	WR	11	1	10
36t	Aiyuk	SF	WR	10	0	10
36t	Atwell	LAR	WR	10	0	10
36t	Dowdle	DAL	RB	10	8	2
36t	Kmet	CHI	TE	10	0	10
36t	McLaurin	WAS	WR	10	0	10
36t	D. Moore	CHI	WR	10	1	9
36t	Shaheed	NO	WR	10	2	8
36t	White	TB	RB	10	6	4
36t	J. Williams	DET	WR	10	2	8
45t	Doubs	GB	WR	9	0	9
45t	Ekeler	WAS	RB	9	3	6
45t	Hill	NO	TE	9	9	0
45t	*Irving	TB	RB	9	8	1
45t	D. London	ATL	WR	9	0	9
45t	McCloud	ATL	WR	9	1	8
45t	Mooney	ATL	WR	9	0	9
45t	Nailor	MIN	WR	9	1	8









# 2024 NATIONAL FOOTBALL LEAGUE

## NFC PUNTING YARDS LEADERS

RANK	PLAYER	TEAM	POS	PUNTS	YARDS	LONG	AVG	TB	BLK	DWN	OB	RETURNS		IN20	NET AVG
												TOT	YDS		
1	Mann	PHI	P	10	519	70	51.9	1	1	1	1	4	27	2	42.9
2	Anger	DAL	P	14	721	62	51.5	1	0	0	1	8	123	4	41.3
3	Evans	LAR	P	11	550	67	50.0	0	0	2	2	7	73	4	43.4
4	Pinion	ATL	P	12	593	65	49.4	1	0	1	0	8	85	2	40.7
5	Dickson	SEA	P	17	838	61	49.3	3	0	0	2	9	121	3	38.6
6	Gillikin	ARI	P	12	590	63	49.2	0	0	1	1	7	75	2	42.9
7	Whelan	GB	P	13	637	74	49.0	2	0	0	3	4	34	6	43.3
8	Fox	DET	P	14	684	68	48.9	3	0	2	1	3	1	8	44.5
9	Gillan	NYG	P	16	769	67	48.1	2	0	2	3	7	62	8	41.7
10	*T. Taylor	CHI	P	20	958	66	47.9	2	0	2	4	9	77	9	42.1
11	R. Wright	MIN	P	16	737	56	46.1	2	0	2	3	6	6	9	43.2
12	Camarda	TB	P	10	457	67	45.7	0	0	3	0	4	59	4	39.8
13	Hekker	CAR	P	18	781	64	43.4	0	0	4	2	7	78	5	39.1
14	*Hayball	NO	P	10	404	52	40.4	0	0	2	3	1	6	7	39.8

# 2024 NATIONAL FOOTBALL LEAGUE

## NFC NET PUNTING YARDS LEADERS

RANK	PLAYER	TEAM	POS	PUNTS	YARDS	LONG	AVG	TB	BLK	DWN	OB	RETURNS		IN20	NET AVG
												TOT	YDS		
1	Fox	DET	P	14	684	68	48.9	3	0	2	1	3	1	8	44.5
2	Evans	LAR	P	11	550	67	50.0	0	0	2	2	7	73	4	43.4
3	Whelan	GB	P	13	637	74	49.0	2	0	0	3	4	34	6	43.3
4	R. Wright	MIN	P	16	737	56	46.1	2	0	2	3	6	6	9	43.2
5	Gillikin	ARI	P	12	590	63	49.2	0	0	1	1	7	75	2	42.9
6	Mann	PHI	P	10	519	70	51.9	1	1	1	1	4	27	2	42.9
7	*T. Taylor	CHI	P	20	958	66	47.9	2	0	2	4	9	77	9	42.1
8	Gillan	NYG	P	16	769	67	48.1	2	0	2	3	7	62	8	41.7
9	Anger	DAL	P	14	721	62	51.5	1	0	0	1	8	123	4	41.3
10	Pinion	ATL	P	12	593	65	49.4	1	0	1	0	8	85	2	40.7
11t	Camarda	TB	P	10	457	67	45.7	0	0	3	0	4	59	4	39.8
11t	*Hayball	NO	P	10	404	52	40.4	0	0	2	3	1	6	7	39.8
13	Hekker	CAR	P	18	781	64	43.4	0	0	4	2	7	78	5	39.1
14	Dickson	SEA	P	17	838	61	49.3	3	0	0	2	9	121	3	38.6
15	Wishnowsky	SF	P	8	380	58	47.5	0	1	0	0	6	91	3	32.1

# 2024 NATIONAL FOOTBALL LEAGUE

---

# 2024 NATIONAL FOOTBALL LEAGUE

---

## NFC PUNT RETURN LEADERS

RANK	PLAYER	TEAM	POS	RET	FC	YDS	AVG	LONG	TD
1	Turpin	DAL	WR	5	3	96	19.2	60t	1
2	Shaheed	NO	WR	6	2	77	12.8	47	0
3	Williams	ATL	RB	5	4	51	10.2	28	0
4	Carter	CHI	WR	9	4	85	9.4	20	0
5	Blackshear	CAR	RB	7	1	62	8.9	16	0
6	Raymond	DET	WR	11	3	96	8.7	17	0
7	*D. Williams	SEA	CB	7	8	58	8.3	23	0
8	*Cowing	SF	WR	6	1	32	5.3	9	0

# 2024 NATIONAL FOOTBALL LEAGUE

---

## NFC KICKOFF RETURN LEADERS

RANK	PLAYER	TEAM	POS	RET	YDS	AVG	LONG	TD
1	Carter	CHI	WR	5	170	34.0	67	0
2	Dallas	ARI	RB	7	237	33.9	96t	1
3	Blackshear	CAR	RB	12	310	25.8	31	0
4	Gray	NYG	RB	10	256	25.6	31	0
5	McCloud	ATL	WR	5	123	24.6	29	0
6	J. Thomas	DAL	DB	6	144	24.0	33	0
7	Shenault	SEA	WR	5	119	23.8	31	0



# 2024 NATIONAL FOOTBALL LEAGUE

---

# 2024 NATIONAL FOOTBALL LEAGUE

## NFC INTERCEPTION LEADERS

RANK	PLAYER	TEAM	POS	INT	YARDS	AVG	LONG	TD
1	McKinney	GB	SAF	4	35	8.8	18	0
2	K. Joseph	DET	SAF	3	0	0.0	0	0
3t	Adebo	NO	CB	2	48	24.0	47	0
3t	Alexander	GB	CB	2	52	26.0	35t	1
3t	Blankenship	PHI	SAF	2	1	0.5	1	0
3t	Grugier-Hill	MIN	OLB	2	5	2.5	5	0
3t	J. Johnson	CHI	CB	2	11	5.5	9	0
3t	Mathieu	NO	FS	2	23	11.5	23	0
3t	Warner	SF	MLB	2	70	35.0	45t	1
10t	Andersen	ATL	LB	1	47	47.0	47t	1
10t	Bates	ATL	SS	1	0	0.0	0	0
10t	Branch	DET	SAF	1	1	1.0	1	0
10t	Brisker	CHI	SAF	1	0	0.0	0	0
10t	Bynum	MIN	SS	1	3	3.0	3	0
10t	Diggs	DAL	CB	1	1	1.0	1	0
10t	Edmunds	CHI	MLB	1	0	0.0	0	0
10t	Flannigan-Fowles	SF	LB	1	0	0.0	0	0
10t	Gardeck	ARI	LB	1	10	10.0	10	0
10t	Griffin	MIN	CB	1	28	28.0	28	0
10t	Harris	NO	DB	1	7	7.0	7	0
10t	Horn	CAR	CB	1	0	0.0	0	0
10t	Howden	NO	SAF	1	-5	-5.0	-5	0
10t	Izien	TB	DB	1	17	17.0	17	0
10t	M. Jackson	CAR	CB	1	1	1.0	1	0
10t	J. Johnson	LAR	SS	1	0	0.0	0	0
10t	Kendricks	DAL	MLB	1	8	8.0	8	0
10t	Love	SEA	SS	1	0	0.0	0	0
10t	McCollum	TB	CB	1	4	4.0	4	0
10t	Metellus	MIN	SAF	1	12	12.0	12	0
10t	*Muasau	NYG	LB	1	1	1.0	1	0
10t	B. Murphy	MIN	CB	1	0	0.0	0	0
10t	Oruwariye	DAL	CB	1	0	0.0	0	0
10t	Simmons	ATL	FS	1	0	0.0	0	0
10t	Smith	MIN	FS	1	0	0.0	0	0
10t	Stevenson	CHI	CB	1	43	43.0	43t	1
10t	Van Ginkel	MIN	OLB	1	10	10.0	10t	1
10t	*Williams	GB	SAF	1	1	1.0	1	0
10t	G. Williams	ARI	CB	1	0	0.0	0	0
10t	Wilson	DAL	DB	1	0	0.0	0	0
10t	Er. Wilson	GB	LB	1	0	0.0	0	0
10t	Woods	CAR	FS	1	33	33.0	33	0
10t	Woolen	SEA	CB	1	4	4.0	4	0



# 2024 NATIONAL FOOTBALL LEAGUE

## NFC SACK LEADERS

RANK	PLAYER	TEAM	POS	SACKS
1	Hutchinson	DET	DE	6.5
2	P. Jones	MIN	LB	5.0
3t	Greenard	MIN	LB	4.0
3t	D. Hall	SEA	LB	4.0
5t	Givens	SF	DT	3.5
5t	Taylor	NO	CB	3.5
7t	Bosa	SF	DE	3.0
7t	Bresee	NO	DT	3.0
7t	Dexter	CHI	DT	3.0
7t	Gardeck	ARI	LB	3.0
7t	Granderson	NO	DE	3.0
7t	Lawrence	DAL	DE	3.0
7t	Lawrence	NYG	DT	3.0
7t	Mafe	SEA	LB	3.0
7t	Pinnock	NYG	SS	3.0
7t	Van Ginkel	MIN	OLB	3.0
7t	Wyatt	GB	DT	3.0
18	Collins	SF	DT	2.5
19t	Armstrong	WAS	DE	2.0
19t	Baun	PHI	LB	2.0
19t	David	TB	OLB	2.0
19t	Ferrell	WAS	DE	2.0
19t	Jones	SEA	DE	2.0
19t	Kendricks	DAL	MLB	2.0
19t	Nixon	GB	DB	2.0
19t	Ja. Reed	SEA	DT	2.0
19t	P. Smith	GB	DE	2.0
19t	Sweat	CHI	DE	2.0
19t	D. Taylor	CHI	DE	2.0
19t	Young	LAR	LB	2.0
31t	Enagbare	GB	DE	1.5
31t	Jarrett	ATL	DT	1.5
31t	Judon	ATL	OLB	1.5
31t	McFadden	NYG	LB	1.5
31t	Okereke	NYG	ILB	1.5
31t	Onwuzurike	DET	DT	1.5
31t	Peevy	CAR	DT	1.5
31t	Thibodeaux	NYG	LB	1.5
31t	Q. Walker	GB	LB	1.5
31t	L. Williams	SEA	DE	1.5
41t	Alford	ATL	CB	1.0
41t	J. Allen	WAS	DE	1.0
41t	*Anderson	SF	DL	1.0
41t	Barnes	ARI	LB	1.0
41t	Brisker	CHI	SAF	1.0
41t	Burns	NYG	LB	1.0
41t	Cashman	MIN	LB	1.0
41t	*Chatman	NYG	DT	1.0
41t	Clark	ARI	CB	1.0
41t	Clowney	CAR	OLB	1.0
41t	Collins	ARI	LB	1.0
41t	Davis	NO	OLB	1.0
41t	Davis	PHI	DT	1.0
41t	Dennis	TB	LB	1.0
41t	Diaby	TB	LB	1.0

# 2024 NATIONAL FOOTBALL LEAGUE

## NFC SACK LEADERS

RANK	PLAYER	TEAM	POS	SACKS
41t	Dodson	SEA	LB	1.0
41t	Edmunds	CHI	MLB	1.0
41t	*Fiske	LAR	DT	1.0
41t	Floyd	SF	DE	1.0
41t	Gary	GB	DE	1.0
41t	Golston	DAL	DE	1.0
41t	Graham	PHI	DE	1.0
41t	L. Hall	TB	DE	1.0
41t	Hargrave	SF	NT	1.0
41t	Hoecht	LAR	LB	1.0
41t	*Jean-Baptiste	WAS	DE	1.0
41t	Lake	LAR	SAF	1.0
41t	Leota	CAR	LB	1.0
41t	Lopez	ARI	DT	1.0
41t	Nelson	TB	LB	1.0
41t	Ojulari	NYG	LB	1.0
41t	Okuyinonu	SF	DT	1.0
41t	Overshown	DAL	LB	1.0
41t	Parsons	DAL	LB	1.0
41t	*Phillips	NYG	DB	1.0
41t	Phillips	MIN	DT	1.0
41t	Ray	CAR	DE	1.0
41t	Reader	DET	DE-NT	1.0
41t	Redmond	MIN	DL	1.0
41t	Rodriguez	DET	LB-FB	1.0
41t	Sanborn	CHI	LB	1.0
41t	Stills	ARI	DT	1.0
41t	Sweat	PHI	LB	1.0
41t	Tryon-Shoyinka	TB	LB	1.0
41t	*Turner	MIN	LB	1.0
41t	Turner	LAR	DT	1.0
41t	Turner	NO	DE	1.0
41t	Van Ness	GB	DE	1.0
41t	Vea	TB	DT	1.0
41t	*Verse	LAR	LB	1.0
41t	Warner	SF	MLB	1.0
41t	Williams	PHI	DT	1.0
41t	Ma. Wilson	ARI	LB	1.0



# 2024 NATIONAL FOOTBALL LEAGUE

## NFC LEADERS IN FUMBLE RECOVERIES

RANK	PLAYER	TEAM	POS	TOTAL	OWN TEAM	OPP TEAM
1	Mason	SF	RB	3	3	0
2t	Collins	SF	DT	2	0	2
2t	*Fiske	LAR	DT	2	0	2
2t	Mayfield	TB	QB	2	2	0
2t	Melton	GB	WR	2	1	1
2t	Robinson	ATL	RB	2	2	0
2t	Tolbert	DAL	WR	2	2	0
2t	Yiadam	SF	CB	2	1	1
9t	Allegretti	WAS	OG	1	1	0
9t	Baker	SEA	OLB	1	0	1
9t	Barkley	PHI	RB	1	1	0
9t	Belton	NYG	SAF	1	1	0
9t	Bergeron	ATL	OG	1	1	0
9t	Biadasz	WAS	C	1	1	0
9t	Bosa	SF	DE	1	0	1
9t	Byard	CHI	FS	1	0	1
9t	Bynum	MIN	SS	1	0	1
9t	*Chatman	NYG	DT	1	0	1
9t	Chinn	WAS	SAF	1	0	1
9t	Collier	ARI	DE	1	0	1
9t	*Cooper	GB	LB	1	0	1
9t	Darnold	MIN	QB	1	1	0
9t	Davis	DET	CB	1	0	1
9t	Demercado	ARI	RB	1	1	0
9t	Edwards	CHI	LB	1	0	1
9t	Franks	CAR	TE	1	0	1
9t	Froholdt	ARI	C	1	1	0
9t	Gay	NO	LB	1	0	1
9t	Gordon	CHI	CB	1	0	1
9t	L. Hall	TB	DE	1	0	1
9t	Hodge	ATL	WR	1	0	1
9t	Jenkins	CHI	OT	1	1	0
9t	Jewell	CAR	ILB	1	0	1
9t	F. Johnson	PHI	OT	1	1	0
9t	Jones	NYG	QB	1	1	0
9t	J. Jones	ARI	DT	1	0	1
9t	Luvu	WAS	LB	1	0	1
9t	Manhertz	NYG	TE	1	1	0
9t	Mathieu	NO	FS	1	0	1
9t	McBride	ARI	TE	1	1	0
9t	Ojulari	NYG	LB	1	0	1
9t	Okereke	NYG	ILB	1	0	1
9t	Powell	MIN	WR	1	1	0
9t	Prescott	DAL	QB	1	1	0
9t	Pryor	CHI	OT	1	1	0
9t	Russell	TB	ILB	1	0	1
9t	Skule	TB	OT	1	1	0
9t	G. Smith	SEA	QB	1	1	0
9t	Stille	TB	DE	1	0	1
9t	Van Ness	GB	DE	1	0	1
9t	Ji. Ward	MIN	LB	1	0	1
9t	*Ca. Williams	CHI	QB	1	1	0
9t	Wyatt	GB	DT	1	0	1

# 2024 NATIONAL FOOTBALL LEAGUE

## NFC LEADERS IN RECOVERIES OF FUMBLES BY OWN TEAM

RANK	PLAYER	TEAM	POS	REC	YARDS	AVG	LONG	TD
1	Mason	SF	RB	3	-2	-0.7	0t	0
2t	Mayfield	TB	QB	2	0	0.0	0t	0
2t	Robinson	ATL	RB	2	0	0.0	0t	0
2t	Tolbert	DAL	WR	2	0	0.0	0t	0
5t	Allegretti	WAS	OG	1	0	0.0	0t	0
5t	Barkley	PHI	RB	1	0	0.0	0t	0
5t	Belton	NYG	SAF	1	0	0.0	0t	0
5t	Bergeron	ATL	OG	1	0	0.0	0t	0
5t	Biadasz	WAS	C	1	0	0.0	0t	0
5t	Darnold	MIN	QB	1	0	0.0	0t	0
5t	Demercado	ARI	RB	1	0	0.0	0t	0
5t	Froholdt	ARI	C	1	0	0.0	0t	0
5t	Jenkins	CHI	OT	1	0	0.0	0t	0
5t	F. Johnson	PHI	OT	1	0	0.0	0t	0
5t	Jones	NYG	QB	1	0	0.0	0t	0
5t	Manhertz	NYG	TE	1	-1	-1.0	-1	0
5t	McBride	ARI	TE	1	0	0.0	0t	1
5t	Melton	GB	WR	1	0	0.0	0t	0
5t	Powell	MIN	WR	1	7	7.0	7	0
5t	Prescott	DAL	QB	1	0	0.0	0t	0
5t	Pryor	CHI	OT	1	0	0.0	0t	0
5t	Skule	TB	OT	1	0	0.0	0t	0
5t	G. Smith	SEA	QB	1	0	0.0	0t	0
5t	*Ca. Williams	CHI	QB	1	0	0.0	0t	0
5t	Yiadam	SF	CB	1	0	0.0	0t	0



# 2024 NATIONAL FOOTBALL LEAGUE

## NFC LEADERS IN RECOVERIES OF FUMBLES BY OPPOSING TEAM

RANK	PLAYER	TEAM	POS	REC	YARDS	AVG	LONG	TD
1t	Collins	SF	DT	2	0	0.0	0t	0
1t	*Fiske	LAR	DT	2	8	4.0	8	0
3t	Baker	SEA	OLB	1	0	0.0	0t	0
3t	Bosa	SF	DE	1	0	0.0	0t	0
3t	Byard	CHI	FS	1	0	0.0	0t	0
3t	Bynum	MIN	SS	1	0	0.0	0t	0
3t	*Chatman	NYG	DT	1	0	0.0	0t	0
3t	Chinn	WAS	SAF	1	0	0.0	0t	0
3t	Collier	ARI	DE	1	0	0.0	0t	0
3t	*Cooper	GB	LB	1	4	4.0	4	0
3t	Davis	DET	CB	1	49	49.0	49	0
3t	Edwards	CHI	LB	1	0	0.0	0t	0
3t	Franks	CAR	TE	1	0	0.0	0t	0
3t	Gay	NO	LB	1	4	4.0	4	0
3t	Gordon	CHI	CB	1	0	0.0	0t	0
3t	L. Hall	TB	DE	1	0	0.0	0t	0
3t	Hodge	ATL	WR	1	0	0.0	0t	1
3t	Jewell	CAR	ILB	1	0	0.0	0t	0
3t	J. Jones	ARI	DT	1	0	0.0	0t	0
3t	Luvu	WAS	LB	1	0	0.0	0t	0
3t	Mathieu	NO	FS	1	0	0.0	0t	0
3t	Melton	GB	WR	1	0	0.0	0t	0
3t	Ojulari	NYG	LB	1	0	0.0	0t	0
3t	Okereke	NYG	ILB	1	1	1.0	1	0
3t	Russell	TB	ILB	1	0	0.0	0t	0
3t	Stille	TB	DE	1	0	0.0	0t	0
3t	Van Ness	GB	DE	1	0	0.0	0t	0
3t	Ji. Ward	MIN	LB	1	2	2.0	2	0
3t	Wyatt	GB	DT	1	0	0.0	0t	0
3t	Yiadam	SF	CB	1	0	0.0	0t	0



# 2024 NATIONAL FOOTBALL LEAGUE

## NFL LEADING PASSERS

RANK	PLAYER	TEAM	ATT	COMP	COMP%	YDS	YPA	TD	TD%	LONG	INT	INT%	RATING
1	Darnold	MIN	106	73	68.9%	932	8.79	11	10.4%	97t	3	2.8%	118.9
2	Allen	BUF	101	70	69.3%	814	8.06	7	6.9%	52	0	0.0%	116.5
3	*Daniels	WAS	106	87	82.1%	897	8.46	3	2.8%	55	1	0.9%	107.4
4	Mayfield	TB	129	91	70.5%	984	7.63	8	6.2%	41t	2	1.6%	106.9
5	Burrow	CIN	134	95	70.9%	978	7.30	7	5.2%	63t	1	0.7%	105.9
6	Purdy	SF	122	84	68.9%	1130	9.26	5	4.1%	53	2	1.6%	104.9
7	K. Murray	ARI	108	75	69.4%	777	7.19	6	5.6%	60t	1	0.9%	104.6
8	Carr	NO	100	72	72.0%	824	8.24	6	6.0%	70t	3	3.0%	103.9
9	L. Jackson	BAL	108	72	66.7%	858	7.94	5	4.6%	56	1	0.9%	102.3
10	Dalton	CAR	78	51	65.4%	539	6.91	5	6.4%	39	1	1.3%	101.4
11	Stroud	HOU	139	94	67.6%	1054	7.58	6	4.3%	55	2	1.4%	98.4
12	Fields	PIT	109	77	70.6%	830	7.61	3	2.8%	55t	1	0.9%	98.0
13	Herbert	LAC	91	59	64.8%	578	6.35	5	5.5%	37	1	1.1%	96.3
14	Goff	DET	124	88	71.0%	1015	8.19	5	4.0%	70t	4	3.2%	95.3
15	Prescott	DAL	149	96	64.4%	1072	7.19	6	4.0%	65t	2	1.3%	93.6
16	Rodgers	NYJ	128	82	64.1%	849	6.63	5	3.9%	36t	1	0.8%	92.9
17	G. Smith	SEA	159	115	72.3%	1182	7.43	4	2.5%	71t	4	2.5%	91.2
18	Mahomes	KC	121	83	68.6%	904	7.47	6	5.0%	54t	5	4.1%	89.7
19	Stafford	LAR	130	89	68.5%	978	7.52	2	1.5%	63	2	1.5%	89.2
20	Minshev	LV	123	87	70.7%	877	7.13	3	2.4%	54	3	2.4%	88.7
21	Hurts	PHI	132	90	68.2%	930	7.05	4	3.0%	67t	4	3.0%	85.7
22	Cousins	ATL	119	77	64.7%	864	7.26	4	3.4%	50	4	3.4%	83.5
23	Love	GB	88	49	55.7%	649	7.38	6	6.8%	70t	4	4.5%	83.0
24	Jones	NYG	144	91	63.2%	881	6.12	4	2.8%	39	3	2.1%	80.8
25	Lawrence	JAX	122	65	53.3%	729	5.98	4	3.3%	66	1	0.8%	78.9
26	Brissett	NE	101	61	60.4%	536	5.31	2	2.0%	50	1	1.0%	77.0
27	D. Watson	CLE	148	91	61.5%	727	4.91	4	2.7%	30	3	2.0%	74.4
28	Levis	TEN	98	67	68.4%	604	6.16	4	4.1%	40t	6	6.1%	72.8
29	*Ca. Williams	CHI	141	87	61.7%	787	5.58	3	2.1%	47	4	2.8%	72.0
30	*Nix	DEN	138	83	60.1%	660	4.78	1	0.7%	49	4	2.9%	62.5
31	Richardson	IND	77	39	50.6%	654	8.49	3	3.9%	60t	6	7.8%	60.2

# 2024 NATIONAL FOOTBALL LEAGUE

## NFL LEADING PASSERS, RANKS

PLAYER	TEAM	ATT	COMP	COMP%	YDS	YPA	TD	TD%	INT	INT%	RATING
Darnold	MIN	22t	21	11	9	2	1	1	17t	21	1
Allen	BUF	24t	24	10	20	7	3t	2	1	1	2
*Daniels	WAS	22t	11t	1	12	4	24t	22	2t	8	3
Mayfield	TB	11	5t	8	6	9	2	5	12t	15	4
Burrow	CIN	8	3	5	7t	16	3t	9	2t	2	5
Purdy	SF	15t	14	12	2	1	11t	13	12t	16	6
K. Murray	ARI	20t	20	9	22	19	5t	7	2t	6t	7
Carr	NO	26	22t	3	19	5	5t	6	17t	24	8
L. Jackson	BAL	20t	22t	18	16	8	11t	11	2t	6t	9
Dalton	CAR	30	29	19	30	22	11t	4	2t	11	10
Stroud	HOU	6	4	17	4	11	5t	12	12t	13	11
Fields	PIT	19	18t	7	18	10	24t	24	2t	5	12
Herbert	LAC	28	28	20	29	24	11t	8	2t	10	13
Goff	DET	13	10	4	5	6	11t	15	22t	26	14
Prescott	DAL	2	2	22	3	18	5t	16	12t	12	15
Rodgers	NYJ	12	17	23	17	23	11t	17	2t	3	16
G. Smith	SEA	1	1	2	1	14	17t	26	22t	20	17
Mahomes	KC	17	15t	13	11	13	5t	10	29	28	18
Stafford	LAR	10	9	14	7t	12	29t	30	12t	14	19
Minshew	LV	14	11t	6	14	20	24t	27	17t	19	20
Hurts	PHI	9	8	16	10	21	17t	21	22t	25	21
Cousins	ATL	18	18t	21	15	17	17t	19	22t	27	22
Love	GB	29	30	29	27	15	5t	3	22t	29	23
Jones	NYG	4	5t	24	13	26	17t	23	17t	18	24
Lawrence	JAX	15t	26	30	23	27	17t	20	2t	4	25
Brissett	NE	24t	27	27	31	29	29t	29	2t	9	26
D. Watson	CLE	3	5t	26	24	30	17t	25	17t	17	27
Levis	TEN	27	25	15	28	25	17t	14	30t	30	28
*Ca. Williams	CHI	5	11t	25	21	28	24t	28	22t	22	29
*Nix	DEN	7	15t	28	25	31	34t	31	22t	23	30
Richardson	IND	31	32	31	26	3	24t	18	30t	31	31

# 2024 NATIONAL FOOTBALL LEAGUE

## NFL FOURTH-QUARTER PASSING LEADERS

RANK	PLAYER	TEAM	ATT	COMP	COMP%	YDS	YPA	TD	TD%	INT	INT%	RATING
1	Love	GB	23	17	73.9%	269	11.70	3	13.0%	1	4.3%	133.9
2	*Daniels	WAS	35	31	88.6%	348	9.94	2	5.7%	0	0.0%	127.1
3	O'Connell	LV	12	9	75.0%	82	6.83	1	8.3%	0	0.0%	120.8
4	Fields	PIT	24	15	62.5%	209	8.71	2	8.3%	0	0.0%	118.2
5	Mayfield	TB	30	23	76.7%	213	7.10	2	6.7%	0	0.0%	117.8
6	Mahomes	KC	19	13	68.4%	157	8.26	1	5.3%	0	0.0%	111.1
7	Stroud	HOU	32	24	75.0%	244	7.63	2	6.3%	1	3.1%	104.2
8	Darnold	MIN	21	14	66.7%	152	7.24	1	4.8%	0	0.0%	103.7
9	Purdy	SF	31	25	80.6%	317	10.23	0	0.0%	1	3.2%	95.8
10	Stafford	LAR	31	22	71.0%	270	8.71	1	3.2%	1	3.2%	94.8
11	Minshew	LV	42	30	71.4%	335	7.98	2	4.8%	2	4.8%	90.9
12	Burrow	CIN	31	22	71.0%	239	7.71	1	3.2%	1	3.2%	90.7
13	L. Jackson	BAL	26	14	53.8%	177	6.81	1	3.8%	0	0.0%	88.1
14	*Ca. Williams	CHI	40	26	65.0%	225	5.63	2	5.0%	1	2.5%	85.9
15	G. Smith	SEA	38	26	68.4%	263	6.92	1	2.6%	1	2.6%	85.7
16	Herbert	LAC	16	8	50.0%	60	3.75	1	6.3%	0	0.0%	80.2
17	Thompson	MIA	13	8	61.5%	80	6.15	0	0.0%	0	0.0%	79.0
18	Mills	HOU	12	7	58.3%	79	6.58	0	0.0%	0	0.0%	78.1
19	Prescott	DAL	45	24	53.3%	278	6.18	2	4.4%	1	2.2%	77.8
20	K. Murray	ARI	34	20	58.8%	209	6.15	0	0.0%	0	0.0%	76.7
21	Brissett	NE	19	11	57.9%	119	6.26	0	0.0%	0	0.0%	76.4
22	Rodgers	NYJ	30	18	60.0%	158	5.27	0	0.0%	0	0.0%	74.0
23	Boyle	MIA	10	5	50.0%	70	7.00	0	0.0%	0	0.0%	72.9
24	D. Watson	CLE	45	27	60.0%	226	5.02	1	2.2%	1	2.2%	71.2
25	Allen	BUF	13	6	46.2%	89	6.85	0	0.0%	0	0.0%	69.1
26	Goff	DET	39	24	61.5%	258	6.62	1	2.6%	2	5.1%	68.1
27	Cousins	ATL	38	21	55.3%	202	5.32	1	2.6%	1	2.6%	68.1
28	Hurts	PHI	40	27	67.5%	279	6.98	0	0.0%	2	5.0%	66.6
29	Willis	GB	11	5	45.5%	70	6.36	0	0.0%	0	0.0%	66.5
30	Richardson	IND	27	11	40.7%	219	8.11	2	7.4%	2	7.4%	63.7
31	Young	CAR	23	12	52.2%	98	4.26	0	0.0%	0	0.0%	63.3
32	Carr	NO	27	16	59.3%	195	7.22	1	3.7%	2	7.4%	63.0
33	Lawrence	JAX	26	10	38.5%	113	4.35	0	0.0%	0	0.0%	52.2
34	Dalton	CAR	16	7	43.8%	42	2.63	0	0.0%	0	0.0%	51.0
35	*Nix	DEN	35	21	60.0%	185	5.29	0	0.0%	2	5.7%	50.3
36	Jones	NYG	46	23	50.0%	159	3.46	1	2.2%	2	4.3%	47.3
37	Levis	TEN	31	20	64.5%	136	4.39	0	0.0%	3	9.7%	34.5

# 2024 NATIONAL FOOTBALL LEAGUE

## NFL THIRD-DOWN PASSING LEADERS

RANK	PLAYER	TEAM	ATT	COMP	COMP%	YDS	YPA	TD	TD%	INT	INT%	RATING
1	Allen	BUF	27	16	59.3%	258	9.56	3	11.1%	0	0.0%	128.3
2	K. Murray	ARI	23	17	73.9%	181	7.87	2	8.7%	0	0.0%	125.5
3	*Daniels	WAS	26	19	73.1%	222	8.54	2	7.7%	0	0.0%	124.2
4	Darnold	MIN	33	20	60.6%	236	7.15	3	9.1%	0	0.0%	112.7
5	Purdy	SF	29	17	58.6%	185	6.38	3	10.3%	0	0.0%	112.0
6	Mahomes	KC	28	18	64.3%	215	7.68	2	7.1%	0	0.0%	111.5
7	Carr	NO	23	16	69.6%	198	8.61	1	4.3%	0	0.0%	110.4
8	Fields	PIT	33	22	66.7%	250	7.58	2	6.1%	0	0.0%	109.4
9	Goff	DET	30	17	56.7%	189	6.30	3	10.0%	0	0.0%	108.9
10	Stroud	HOU	38	28	73.7%	350	9.21	2	5.3%	1	2.6%	108.4
11	Prescott	DAL	35	23	65.7%	273	7.80	2	5.7%	0	0.0%	108.4
12	Cousins	ATL	30	20	66.7%	203	6.77	2	6.7%	0	0.0%	108.1
13	Burrow	CIN	30	19	63.3%	229	7.63	3	10.0%	1	3.3%	106.1
14	Herbert	LAC	29	17	58.6%	142	4.90	3	10.3%	0	0.0%	105.8
15	Rodgers	NYJ	37	25	67.6%	325	8.78	1	2.7%	0	0.0%	104.0
16	Jones	NYG	43	29	67.4%	312	7.26	3	7.0%	1	2.3%	102.1
17	Dalton	CAR	20	13	65.0%	159	7.95	1	5.0%	1	5.0%	85.2
18	D. Watson	CLE	31	21	67.7%	189	6.10	0	0.0%	0	0.0%	83.9
19	Love	GB	19	7	36.8%	161	8.47	2	10.5%	1	5.3%	81.3
20	L. Jackson	BAL	27	16	59.3%	175	6.48	0	0.0%	0	0.0%	78.5
21	Stafford	LAR	29	17	58.6%	152	5.24	0	0.0%	0	0.0%	72.8
22	Mayfield	TB	35	20	57.1%	225	6.43	2	5.7%	2	5.7%	71.7
23	Lawrence	JAX	34	12	35.3%	155	4.56	2	5.9%	0	0.0%	70.1
24	Minschew	LV	30	19	63.3%	176	5.87	0	0.0%	1	3.3%	65.4
25	G. Smith	SEA	36	24	66.7%	235	6.53	0	0.0%	2	5.6%	61.7
26	*Nix	DEN	44	22	50.0%	187	4.25	1	2.3%	1	2.3%	59.6
27	*Ca. Williams	CHI	37	20	54.1%	177	4.78	1	2.7%	2	5.4%	53.5
28	Brissett	NE	35	19	54.3%	151	4.31	0	0.0%	1	2.9%	53.4
29	Hurts	PHI	31	19	61.3%	249	8.03	0	0.0%	3	9.7%	47.0
30	Levis	TEN	19	11	57.9%	124	6.53	0	0.0%	2	10.5%	37.9

# 2024 NATIONAL FOOTBALL LEAGUE

## NFL LEADING RUSHERS

RANK	PLAYER	TEAM	ATT	YDS	AVG	LONG	TD
1	Henry	BAL	80	480	6.0	87t	5
2	Mason	SF	91	447	4.9	25	3
3	Barkley	PHI	73	435	6.0	65t	4
4	Kamara	NO	80	362	4.5	17	5
5	Taylor	IND	72	349	4.8	29t	4
6	Dobbins	LAC	56	342	6.1	61	2
7	Jacobs	GB	71	329	4.6	34	0
8	A. Jones	MIN	64	321	5.0	39	1
9	L. Jackson (QB)	BAL	41	308	7.5	25	2
10	Robinson	WAS	66	307	4.7	40	3
11	Hubbard	CAR	55	296	5.4	38	1
12	Conner	ARI	64	293	4.6	22	3
13	Gibbs	DET	54	285	5.3	24	3
14	Montgomery	DET	63	271	4.3	21	4
15	Stevenson	NE	65	267	4.1	18	2
16	K. Williams	LAR	73	258	3.5	14	5
17	Pollard	TEN	61	246	4.0	41	2
18	Harris	PIT	68	228	3.4	21	0
19	Cook	BUF	50	227	4.5	49t	3
20	Robinson	ATL	55	224	4.1	19	1
21	Singleton	NYG	56	221	3.9	43	2
22	*Daniels (QB)	WAS	46	218	4.7	17	4
23	Etienne	JAX	47	214	4.6	22	2
24t	J. Ford	CLE	39	203	5.2	36	1
24t	*Irving	TB	35	203	5.8	32	1
26	Moss	CIN	48	187	3.9	16	2
27t	C. Brown	CIN	29	184	6.3	20	2
27t	Mixon	HOU	39	184	4.7	16	1
29	Walker	SEA	32	183	5.7	28	4
30	Hall	NYJ	56	174	3.1	30	2
31	Bigsby	JAX	21	172	8.2	58	0
32	Allgeier	ATL	27	166	6.1	15	0
33	Achane	MIA	53	165	3.1	17	1
34	K. Murray (QB)	ARI	16	164	10.3	29	0
35	Hurts (QB)	PHI	42	163	3.9	23	2
36	Swift	CHI	53	161	3.0	36t	1
37	Charbonnet	SEA	42	156	3.7	13	3
38	Gibson	NE	29	155	5.3	45	0
39	White	LV	49	152	3.1	17	0
40	Fields (QB)	PIT	38	145	3.8	16	3
41	Richardson (QB)	IND	21	141	6.7	21	1
42	Pacheco	KC	34	135	4.0	11	1
43	Dowdle	DAL	34	134	3.9	10	0
44	Em. Wilson	GB	29	132	4.6	18	0
45	*Allen	NYJ	27	130	4.8	20t	1
46	Williams	DEN	40	129	3.2	16	0
47t	Chandler	MIN	28	117	4.2	25	0
47t	D. Watson (QB)	CLE	22	117	5.3	16	1
49	White	TB	41	115	2.8	17	0
50	Willis (QB)	GB	12	114	9.5	29	1

# 2024 NATIONAL FOOTBALL LEAGUE

## NFL THIRD-AND-ONE RUSHING LEADERS

RANK	PLAYER	TEAM	ATT	FD	PCT
1t	Levis (QB)	TEN	4	4	100.0%
1t	*Allen	NYJ	3	3	100.0%
1t	Burrow (QB)	CIN	3	3	100.0%
1t	*Daniels (QB)	WAS	3	3	100.0%
1t	Fields (QB)	PIT	3	3	100.0%
1t	Moss	CIN	3	3	100.0%
1t	Achane	MIA	2	2	100.0%
1t	Charbonnet	SEA	2	2	100.0%
1t	Darnold (QB)	MIN	2	2	100.0%
1t	Gibbs	DET	2	2	100.0%
1t	K. Williams	LAR	2	2	100.0%
1t	*Benson	ARI	1	1	100.0%
1t	Brissett (QB)	NE	1	1	100.0%
1t	Demercado	ARI	1	1	100.0%
1t	Dowdle	DAL	1	1	100.0%
1t	Elliott	DAL	1	1	100.0%
1t	Etienne	JAX	1	1	100.0%
1t	J. Ford	CLE	1	1	100.0%
1t	Harris	PIT	1	1	100.0%
1t	Herbert (QB)	LAC	1	1	100.0%
1t	Hill	BAL	1	1	100.0%
1t	Hill (TE)	NO	1	1	100.0%
1t	Hunt	KC	1	1	100.0%
1t	Huntley (QB)	BAL-MIA	1	1	100.0%
1t	*Irving	TB	1	1	100.0%
1t	L. Jackson (QB)	BAL	1	1	100.0%
1t	R. Johnson	CHI	1	1	100.0%
1t	Luepke	DAL	1	1	100.0%
1t	Mixon	HOU	1	1	100.0%
1t	K. Murray (QB)	ARI	1	1	100.0%
1t	*Nix (QB)	DEN	1	1	100.0%
1t	Perine	KC	1	1	100.0%
1t	Prescott (QB)	DAL	1	1	100.0%
1t	Spears	TEN	1	1	100.0%
1t	Walker	SEA	1	1	100.0%
1t	Williams	NO	1	1	100.0%
37	Robinson	WAS	5	4	80.0%
38t	Dobbins	LAC	4	3	75.0%
38t	Henry	BAL	4	3	75.0%
38t	A. Jones	MIN	4	3	75.0%
38t	Montgomery	DET	4	3	75.0%
42	Hurts (QB)	PHI	7	5	71.4%
43t	Conner	ARI	3	2	66.7%
43t	Jacobs	GB	3	2	66.7%
43t	Kamara	NO	3	2	66.7%
46t	Hall	NYJ	5	3	60.0%
46t	Ingold	MIA	5	3	60.0%
46t	Taylor	IND	5	3	60.0%
49t	*Davis	BUF	2	1	50.0%
49t	Edwards	LAC	2	1	50.0%
49t	Hubbard	CAR	2	1	50.0%
49t	Mason	SF	2	1	50.0%
49t	Purdy (QB)	SF	2	1	50.0%
49t	G. Smith (QB)	SEA	2	1	50.0%
49t	*Steele	KC	2	1	50.0%



# 2024 NATIONAL FOOTBALL LEAGUE

---

## NFL THIRD-AND-ONE RUSHING LEADERS

RANK	PLAYER	TEAM	ATT	FD	PCT
49t	*Ca. Williams (QB)	CHI	2	1	50.0%

# 2024 NATIONAL FOOTBALL LEAGUE

## NFL LEADERS IN RECEPTIONS

RANK	PLAYER	TEAM	REC	YDS	AVG	LONG	TD
1	*Nabers	NYG	35	386	11.0	39	3
2	Collins	HOU	30	489	16.3	55	2
3t	Godwin	TB	27	322	11.9	41t	3
3t	St. Brown	DET	27	252	9.3	20	2
5	Robinson	NYG	26	194	7.5	20	1
6t	Diggs	HOU	25	233	9.3	28	2
6t	Smith-Njigba	SEA	25	226	9.0	24	0
8t	Metcalf	SEA	24	366	15.3	71t	2
8t	Goedert (TE)	PHI	24	301	12.5	61	0
8t	Rice	KC	24	288	12.0	44t	2
11	D. Moore	CHI	22	189	8.6	44	1
12t	Jennings	SF	21	364	17.3	45	3
12t	D. Smith	PHI	21	239	11.4	25	1
14t	Jefferson	MIN	20	358	17.9	97t	4
14t	Lamb	DAL	20	316	15.8	65t	2
14t	Pickens	PIT	20	284	14.2	40	0
14t	Olave	NO	20	265	13.3	39	1
14t	Dio. Johnson	CAR	20	239	11.9	39	2
14t	*Bowers (TE)	LV	20	216	10.8	27	0
14t	D. London	ATL	20	200	10.0	19	2
14t	Wilson	NYJ	20	191	9.6	26	1
14t	Achane (RB)	MIA	20	187	9.3	39	1
23t	Chase	CIN	19	300	15.8	63t	3
23t	Meyers	LV	19	201	10.6	33	1
23t	McLaurin	WAS	19	191	10.1	55	2
26t	Shakir	BUF	18	230	12.8	52	2
26t	Evans	TB	18	214	11.9	24	3
26t	Adams	LV	18	209	11.6	30	1
26t	Lockett	SEA	18	199	11.1	29	0
26t	Jeudy	CLE	18	197	10.9	30	1
26t	Kmet (TE)	CHI	18	162	9.0	22	1
26t	Kupp	LAR	18	147	8.2	24	1
26t	Hall (RB)	NYJ	18	134	7.4	26t	1
34t	Reed	GB	17	336	19.8	70t	2
34t	*B. Thomas	JAX	17	275	16.2	66	2
34t	T. Hill	MIA	17	217	12.8	80t	1
34t	Waddle	MIA	17	212	12.5	63	0
34t	Pittman	IND	17	201	11.8	32	0
34t	Kamara (RB)	NO	17	174	10.2	57t	1
34t	Kirk	JAX	17	169	9.9	30	1
34t	Flowers	BAL	17	158	9.3	21	1
34t	Freiermuth (TE)	PIT	17	156	9.2	29	1
34t	J. Ford (RB)	CLE	17	85	5.0	24	0
44t	Samuel	SF	16	222	13.9	53	0
44t	Lazard	NYJ	16	206	12.9	36t	3
44t	Tucker	LV	16	172	10.8	54	1
44t	Hill (RB)	BAL	16	161	10.1	19t	1
44t	Ferguson (TE)	DAL	16	159	9.9	26	0
44t	Cooper	CLE	16	148	9.3	24t	2
44t	A. Jones (RB)	MIN	16	143	8.9	20	1

# 2024 NATIONAL FOOTBALL LEAGUE

## NFL RECEIVING YARDAGE LEADERS

RANK	PLAYER	TEAM	YDS	REC	AVG	LONG	TD
1	Collins	HOU	489	30	16.3	55	2
2	*Nabers	NYG	386	35	11.0	39	3
3	Metcalf	SEA	366	24	15.3	71t	2
4	Jennings	SF	364	21	17.3	45	3
5	Jefferson	MIN	358	20	17.9	97t	4
6	Reed	GB	336	17	19.8	70t	2
7	Godwin	TB	322	27	11.9	41t	3
8	Lamb	DAL	316	20	15.8	65t	2
9	Goedert (TE)	PHI	301	24	12.5	61	0
10	Chase	CIN	300	19	15.8	63t	3
11	J. Williams	DET	289	13	22.2	70t	2
12	Rice	KC	288	24	12.0	44t	2
13	Pickens	PIT	284	20	14.2	40	0
14	*B. Thomas	JAX	275	17	16.2	66	2
15	Olave	NO	265	20	13.3	39	1
16t	Shaheed	NO	252	15	16.8	70t	2
16t	St. Brown	DET	252	27	9.3	20	2
18	*Harrison	ARI	243	15	16.2	60t	4
19t	Dio. Johnson	CAR	239	20	11.9	39	2
19t	D. Smith	PHI	239	21	11.4	25	1
21	Pierce	IND	234	10	23.4	60t	2
22	Diggs	HOU	233	25	9.3	28	2
23	Shakir	BUF	230	18	12.8	52	2
24	Smith-Njigba	SEA	226	25	9.0	24	0
25	Mooney	ATL	225	15	15.0	41t	1
26	Atwell	LAR	223	11	20.3	50	0
27	Samuel	SF	222	16	13.9	53	0
28	T. Hill	MIA	217	17	12.8	80t	1
29	*Bowers (TE)	LV	216	20	10.8	27	0
30	Evans	TB	214	18	11.9	24	3
31	Waddle	MIA	212	17	12.5	63	0
32	Adams	LV	209	18	11.6	30	1
33	Lazard	NYJ	206	16	12.9	36t	3
34t	Meyers	LV	201	19	10.6	33	1
34t	Pittman	IND	201	17	11.8	32	0
36	D. London	ATL	200	20	10.0	19	2
37	Lockett	SEA	199	18	11.1	29	0
38	Jeudy	CLE	197	18	10.9	30	1
39	Robinson	NYG	194	26	7.5	20	1
40	Sutton	DEN	192	15	12.8	29	1
41t	McLaurin	WAS	191	19	10.1	55	2
41t	Wilson	NYJ	191	20	9.6	26	1
43	D. Moore	CHI	189	22	8.6	44	1
44	Achane (RB)	MIA	187	20	9.3	39	1
45	*McConkey	LAC	176	15	11.7	37	2
46t	Kamara (RB)	NO	174	17	10.2	57t	1
46t	Reynolds	DEN	174	11	15.8	49	0
48	Tucker	LV	172	16	10.8	54	1
49t	Doubs	GB	169	12	14.1	39	0
49t	Kirk	JAX	169	17	9.9	30	1

# 2024 NATIONAL FOOTBALL LEAGUE

## NFL THIRD-DOWN RECEIVING LEADERS

RANK	PLAYER	TEAM	REC	YDS	AVG	LONG	TD
1	Robinson	NYG	15	109	7.3	15	1
2	*Nabers	NYG	12	188	15.7	39	2
3	Collins	HOU	11	170	15.5	34	1
4	Godwin	TB	10	129	12.9	24	0
5t	Pickens	PIT	9	106	11.8	37	0
5t	Smith-Njigba	SEA	9	97	10.8	24	0
7	Diggs	HOU	8	74	9.3	21	1
8t	Olave	NO	7	86	12.3	16	0
8t	Wilson	NYJ	7	86	12.3	26	0
8t	Hill (RB)	BAL	7	78	11.1	18	0
8t	St. Brown	DET	7	77	11.0	18	2
8t	Dortch	ARI	7	66	9.4	14	0
8t	Henry (TE)	NE	7	66	9.4	17	0
8t	Kmet (TE)	CHI	7	45	6.4	12	0
15t	Goedert (TE)	PHI	6	150	25.0	61	0
15t	Shakir	BUF	6	133	22.2	52	1
15t	Johnston	LAC	6	70	11.7	29t	2
15t	Kittle (TE)	SF	6	65	10.8	15	1
15t	D. London	ATL	6	63	10.5	16	2
15t	Cooks	DAL	6	62	10.3	21t	1
15t	Tucker	LV	6	49	8.2	14	0
22t	Reed	GB	5	111	22.2	70t	1
22t	Dio. Johnson	CAR	5	107	21.4	39	1
22t	Kelce (TE)	KC	5	92	18.4	38	0
22t	Lazard	NYJ	5	88	17.6	36t	1
22t	Kirk	JAX	5	67	13.4	30	1
22t	Ogunbowale (RB)	HOU	5	63	12.6	31	0
22t	Jennings	SF	5	59	11.8	31t	2
22t	Downs	IND	5	58	11.6	25	1
22t	Jefferson	MIN	5	56	11.2	16	1
22t	Moore	CLE	5	56	11.2	22	0
22t	D. Moore	CHI	5	55	11.0	19	1
22t	Parkinson (TE)	LAR	5	52	10.4	15	0
22t	Freiermuth (TE)	PIT	5	50	10.0	15	1
22t	McLaurin	WAS	5	50	10.0	27t	2
22t	LaPorta (TE)	DET	5	42	8.4	13	0
22t	Cooper	CLE	5	40	8.0	13	0
22t	Charbonnet (RB)	SEA	5	35	7.0	16	0
22t	Douglas	NE	5	28	5.6	9	0
40t	Doubs	GB	4	84	21.0	39	0
40t	Sutton	DEN	4	80	20.0	29	1
40t	Waddle	MIA	4	62	15.5	21	0
40t	Ridley	TEN	4	58	14.5	22	0
40t	Luepke (RB)	DAL	4	55	13.8	24	0
40t	Higgins	CIN	4	49	12.3	16	0
40t	*McConkey	LAC	4	47	11.8	18	1
40t	Robinson (RB)	ATL	4	46	11.5	26	0
40t	Rice	KC	4	45	11.3	16	1
40t	Metcalf	SEA	4	39	9.8	15	0
40t	Carter	CHI	4	36	9.0	14	0
40t	Gesicki (TE)	CIN	4	30	7.5	10	0
40t	White (RB)	TB	4	28	7.0	22	0
40t	M. Sanders (RB)	CAR	4	26	6.5	12	0
40t	Palmer	LAC	4	25	6.3	11	0
40t	Mattison (RB)	LV	4	24	6.0	11	0

# 2024 NATIONAL FOOTBALL LEAGUE

---

## NFL THIRD-DOWN RECEIVING LEADERS

RANK	PLAYER	TEAM	REC	YDS	AVG	LONG	TD
40t	Hall (RB)	NYJ	4	23	5.8	9	0
40t	Mundt (TE)	MIN	4	23	5.8	9	1
40t	Mi. Wilson	ARI	4	21	5.3	8	1

# 2024 NATIONAL FOOTBALL LEAGUE

## NFL LEADING SCORERS (NON-KICKING)

RANK	PLAYER	TEAM	POS	TOUCHDOWNS				X2	PTS
				TOTAL	RUSH	REC	RET		
1t	Henry	BAL	RB	6	5	1	0	0	36
1t	Kamara	NO	RB	6	5	1	0	0	36
1t	K. Williams	LAR	RB	6	5	1	0	0	36
4	Barkley	PHI	RB	5	4	1	0	2	34
5t	Charbonnet	SEA	RB	4	3	1	0	0	24
5t	Cook	BUF	RB	4	3	1	0	0	24
5t	*Daniels	WAS	QB	4	4	0	0	0	24
5t	Gibbs	DET	RB	4	3	1	0	0	24
5t	*Harrison	ARI	WR	4	0	4	0	0	24
5t	Jefferson	MIN	WR	4	0	4	0	0	24
5t	Montgomery	DET	RB	4	4	0	0	0	24
5t	Taylor	IND	RB	4	4	0	0	0	24
5t	Walker	SEA	RB	4	4	0	0	0	24
14	Conner	ARI	RB	3	3	0	0	1	20
15t	Chase	CIN	WR	3	0	3	0	0	18
15t	Diggs	HOU	WR	3	1	2	0	0	18
15t	Evans	TB	WR	3	0	3	0	0	18
15t	Fields	PIT	QB	3	3	0	0	0	18
15t	Godwin	TB	WR	3	0	3	0	0	18
15t	Hall	NYJ	RB	3	2	1	0	0	18
15t	Iosivas	CIN	WR	3	0	3	0	0	18
15t	Jennings	SF	WR	3	0	3	0	0	18
15t	Johnston	LAC	WR	3	0	3	0	0	18
15t	Lazard	NYJ	WR	3	0	3	0	0	18
15t	Mason	SF	RB	3	3	0	0	0	18
15t	Mattison	LV	RB	3	2	1	0	0	18
15t	Moss	CIN	RB	3	2	1	0	0	18
15t	*Nabers	NYG	WR	3	0	3	0	0	18
15t	Nailor	MIN	WR	3	0	3	0	0	18
15t	Reed	GB	WR	3	1	2	0	0	18
15t	Robinson	WAS	RB	3	3	0	0	0	18
15t	Wicks	GB	WR	3	0	3	0	0	18
15t	*Worthy	KC	WR	3	1	2	0	0	18
34	Ridley	TEN	WR	2	1	1	0	0	14
35t	Achane	MIA	RB	2	1	1	0	0	12
35t	Addison	MIN	WR	2	1	1	0	0	12
35t	*Allen	NYJ	RB	2	1	1	0	0	12
35t	Allen	BUF	QB	2	2	0	0	0	12
35t	C. Brown	CIN	RB	2	2	0	0	0	12
35t	Collins	HOU	WR	2	0	2	0	0	12
35t	Cooper	CLE	WR	2	0	2	0	0	12
35t	Dobbins	LAC	RB	2	2	0	0	0	12
35t	Etienne	JAX	RB	2	2	0	0	0	12
35t	Hill	NO	TE	2	2	0	0	0	12
35t	Hubbard	CAR	RB	2	1	1	0	0	12
35t	Hurts	PHI	QB	2	2	0	0	0	12

# 2024 NATIONAL FOOTBALL LEAGUE

## NFL LEADING SCORERS (NON-KICKING)

RANK	PLAYER	TEAM	POS	TOUCHDOWNS				X2	PTS
				TOTAL	RUSH	REC	RET		
35t	L. Jackson	BAL	QB	2	2	0	0	0	12
35t	Dio. Johnson	CAR	WR	2	0	2	0	0	12
35t	Ty Johnson	BUF	RB	2	1	1	0	0	12
35t	A. Jones	MIN	RB	2	1	1	0	0	12
35t	Kittle	SF	TE	2	0	2	0	0	12
35t	Lamb	DAL	WR	2	0	2	0	0	12
35t	D. London	ATL	WR	2	0	2	0	0	12
35t	Mayfield	TB	QB	2	2	0	0	0	12
35t	*McConkey	LAC	WR	2	0	2	0	0	12
35t	McLaurin	WAS	WR	2	0	2	0	0	12
35t	McNichols	WAS	RB	2	2	0	0	0	12
35t	Metcalf	SEA	WR	2	0	2	0	0	12
35t	*Nix	DEN	QB	2	2	0	0	0	12
35t	Pierce	IND	WR	2	0	2	0	0	12
35t	Pollard	TEN	RB	2	2	0	0	0	12
35t	Rice	KC	WR	2	0	2	0	0	12
35t	Shaheed	NO	WR	2	0	2	0	0	12
35t	Shakir	BUF	WR	2	0	2	0	0	12
35t	Singleton	NYG	RB	2	2	0	0	0	12
35t	St. Brown	DET	WR	2	0	2	0	0	12
35t	Stevenson	NE	RB	2	2	0	0	0	12
35t	*B. Thomas	JAX	WR	2	0	2	0	0	12
35t	Tucker	LV	WR	2	1	1	0	0	12
35t	Turpin	DAL	WR	2	0	1	1	0	12
35t	J. Williams	DET	WR	2	0	2	0	0	12





# 2024 NATIONAL FOOTBALL LEAGUE

## NFL LEADING SCORERS (KICKING)

RANK	PLAYER	TEAM	PAT	FG	FG%	LONG	PTS
1t	Aubrey	DAL	7/7	12/13	92.3%	65	43
1t	Moody	SF	10/10	11/12	91.7%	53	43
3t	Boswell	PIT	6/6	11/12	91.7%	57	39
3t	Seibert	WAS	9/9	10/10	100.0%	45	39
5	Grupe	NO	13/14	8/8	100.0%	57	37
6t	McPherson	CIN	9/10	9/10	90.0%	56	36
6t	*Narveson	GB	9/9	9/13	69.2%	47	36
8	Lutz	DEN	4/4	10/11	90.9%	47	34
9t	*Karty	LAR	6/6	9/10	90.0%	52	33
9t	Koo	ATL	6/6	9/9	100.0%	58	33
11t	Bass	BUF	14/15	6/8	75.0%	50	32
11t	Butker	KC	8/9	8/9	88.9%	53	32
11t	*Reichard	MIN	14/14	6/6	100.0%	58	32
14t	Fairbairn	HOU	7/7	8/9	88.9%	59	31
14t	McLaughlin	TB	10/11	7/7	100.0%	56	31
16	Folk	TEN	8/8	7/7	100.0%	53	29
17t	Carlson	LV	7/7	7/9	77.8%	53	28
17t	Myers	SEA	10/10	6/8	75.0%	56	28
17t	Prater	ARI	10/10	6/6	100.0%	57	28
17t	Slye	NE	4/4	8/9	88.9%	63	28
17t	Tucker	BAL	13/13	5/8	62.5%	48	28
22	Santos	CHI	6/6	7/8	87.5%	54	27
23t	Bates	DET	11/12	5/5	100.0%	35	26
23t	Dicker	LAC	5/6	7/8	87.5%	53	26
25	Pineiro	CAR	7/7	6/6	100.0%	48	25
26	*C. Little	JAX	6/6	6/7	85.7%	53	24
27	Zuerlein	NYJ	7/7	5/7	71.4%	40	22
28	Sanders	MIA	3/3	6/8	75.0%	56	21
29t	Elliott	PHI	8/8	4/5	80.0%	38	20
29t	Hopkins	CLE	5/6	5/6	83.3%	56	20
31	Joseph	DET-NYG	3/3	5/6	83.3%	52	18
32	Gay	IND	7/7	3/5	60.0%	35	16
33	Gano	NYG	0/0	2/2	100.0%	50	6
34	*Shrader	IND	3/3	0/0	---	---	3
35	York	WAS	2/2	0/2	0.0%	---	2
36	Gillan	NYG	0/1	0/0	---	---	0

# 2024 NATIONAL FOOTBALL LEAGUE

---

# 2024 NATIONAL FOOTBALL LEAGUE

---

## NFL TOUCHBACKS ON KICKOFFS

RANK	PLAYER	TEAM	TB
1t	Bass	BUF	20
1t	Evans	LAR	20
1t	McPherson	CIN	20
1t	Moody	SF	20
1t	Reichard	MIN	20
6	Bates	DET	19
7t	Butker	KC	17
7t	Prater	ARI	17
9t	Myers	SEA	16
9t	Tucker	BAL	16
11	Narveson	GB	15
12t	Boswell	PIT	14
12t	Mann	PHI	14
12t	Zuerlein	NYJ	14
15t	Dicker	LAC	13
15t	Folk	TEN	13
15t	C. Little	JAX	13
18	Aubrey	DAL	12
19t	Gay	IND	11
19t	Slye	NE	11
21t	Camarda	TB	10
21t	Hopkins	CLE	10
21t	Joseph	DET-NYG	10
21t	Lutz	DEN	10
21t	Pinion	ATL	10
21t	Santos	CHI	10
27t	Carlson	LV	9
27t	Fairbairn	HOU	9
29	Grupe	NO	8
30t	Gill	TB	6
30t	Pineiro	CAR	6
30t	Sanders	MIA	6
33t	Seibert	WAS	5
33t	Shrader	IND	5
35	Gano	NYG	3
36t	Gillan	NYG	2
36t	Koo	ATL	2
38	York	WAS	1



# 2024 NATIONAL FOOTBALL LEAGUE

## NFL MOST YARDS FROM SCRIMMAGE

RANK	PLAYER	TEAM	POS	TOTAL			RUSHING			RECEIVING		
				YDS	PLAYS	AVG	YDS	ATT	AVG	YDS	ATT	AVG
1	Kamara	NO	RB	536	97	5.5	362	80	4.5	174	17	10.2
2	Henry	BAL	RB	525	85	6.2	480	80	6.0	45	5	9.0
3	Barkley	PHI	RB	520	85	6.1	435	73	6.0	85	12	7.1
4	Mason	SF	RB	504	97	5.2	447	91	4.9	57	6	9.5
5	Collins	HOU	WR	489	30	16.3	0	0	---	489	30	16.3
6	A. Jones	MIN	RB	464	80	5.8	321	64	5.0	143	16	8.9
7	Reed	GB	WR	427	23	18.6	91	6	15.2	336	17	19.8
8	Taylor	IND	RB	426	78	5.5	349	72	4.8	77	6	12.8
9t	Dobbins	LAC	RB	386	66	5.8	342	56	6.1	44	10	4.4
9t	*Nabers	NYG	WR	386	38	10.2	0	3	0.0	386	35	11.0
11	Jacobs	GB	RB	381	78	4.9	329	71	4.6	52	7	7.4
12	Hubbard	CAR	RB	380	68	5.6	296	55	5.4	84	13	6.5
13	Robinson	WAS	RB	375	74	5.1	307	66	4.7	68	8	8.5
14	Metcalf	SEA	WR	366	24	15.3	0	0	---	366	24	15.3
15	Montgomery	DET	RB	365	72	5.1	271	63	4.3	94	9	10.4
16	Jennings	SF	WR	364	21	17.3	0	0	---	364	21	17.3
17	Gibbs	DET	RB	361	65	5.6	285	54	5.3	76	11	6.9
18	Robinson	ATL	RB	359	70	5.1	224	55	4.1	135	15	9.0
19	Jefferson	MIN	WR	358	20	17.9	0	0	---	358	20	17.9
20	Achane	MIA	RB	352	73	4.8	165	53	3.1	187	20	9.4
21	Lamb	DAL	WR	349	26	13.4	33	6	5.5	316	20	15.8
22	Conner	ARI	RB	345	70	4.9	293	64	4.6	52	6	8.7
23t	Cook	BUF	RB	333	59	5.6	227	50	4.5	106	9	11.8
23t	Pollard	TEN	RB	333	74	4.5	246	61	4.0	87	13	6.7
25	K. Williams	LAR	RB	326	86	3.8	258	73	3.5	68	13	5.2
26	Godwin	TB	WR	322	27	11.9	0	0	---	322	27	11.9
27	Harris	PIT	RB	312	78	4.0	228	68	3.4	84	10	8.4
28	J. Williams	DET	WR	310	16	19.4	21	3	7.0	289	13	22.2
29t	Hall	NYJ	RB	308	74	4.2	174	56	3.1	134	18	7.4
29t	L. Jackson	BAL	QB	308	41	7.5	308	41	7.5	0	0	---
31t	Goedert	PHI	TE	301	24	12.5	0	0	---	301	24	12.5
31t	Stevenson	NE	RB	301	74	4.1	267	65	4.1	34	9	3.8
33	Chase	CIN	WR	300	19	15.8	0	0	---	300	19	15.8
34	Singleton	NYG	RB	293	66	4.4	221	56	3.9	72	10	7.2
35	Rice	KC	WR	289	25	11.6	1	1	1.0	288	24	12.0
36t	J. Ford	CLE	RB	288	56	5.1	203	39	5.2	85	17	5.0
36t	*B. Thomas	JAX	WR	288	18	16.0	13	1	13.0	275	17	16.2
38	Moss	CIN	RB	283	60	4.7	187	48	3.9	96	12	8.0
39t	Shaheed	NO	WR	279	20	14.0	27	5	5.4	252	15	16.8
39t	Swift	CHI	RB	279	66	4.2	161	53	3.0	118	13	9.1
41	Pickens	PIT	WR	274	21	13.0	-10	1	-10.0	284	20	14.2
42	Olave	NO	WR	272	21	13.0	7	1	7.0	265	20	13.3
43	Charbonnet	SEA	RB	271	57	4.8	156	42	3.7	115	15	7.7
44	Etienne	JAX	RB	262	57	4.6	214	47	4.6	48	10	4.8
45	St. Brown	DET	WR	252	27	9.3	0	0	---	252	27	9.3
46	Samuel	SF	WR	249	28	8.9	27	12	2.3	222	16	13.9
47t	T. Hill	MIA	WR	248	21	11.8	31	4	7.8	217	17	12.8
47t	White	TB	RB	248	55	4.5	115	41	2.8	133	14	9.5
49	Diggs	HOU	WR	245	27	9.1	12	2	6.0	233	25	9.3
50	*Harrison	ARI	WR	243	15	16.2	0	0	---	243	15	16.2



# 2024 NATIONAL FOOTBALL LEAGUE

## NFL LEADERS IN FIRST DOWNS

RANK	PLAYER	TEAM	POS	TOTAL	RUSH	REC
1	Kamara	NO	RB	29	25	4
2	Henry	BAL	RB	26	23	3
3t	Collins	HOU	WR	25	0	25
3t	Mason	SF	RB	25	20	5
5	Taylor	IND	RB	24	20	4
6	Barkley	PHI	RB	23	18	5
7t	Hubbard	CAR	RB	22	17	5
7t	K. Williams	LAR	RB	22	20	2
9t	Conner	ARI	RB	21	20	1
9t	Godwin	TB	WR	21	0	21
9t	A. Jones	MIN	RB	21	16	5
12t	Gibbs	DET	RB	20	15	5
12t	Montgomery	DET	RB	20	18	2
12t	*Nabers	NYG	WR	20	1	19
12t	Robinson	ATL	RB	20	13	7
16	Moss	CIN	RB	19	13	6
17t	*Daniels	WAS	QB	18	18	0
17t	Robinson	WAS	RB	18	17	1
19t	Cook	BUF	RB	16	11	5
19t	Dobbins	LAC	RB	16	14	2
19t	Etienne	JAX	RB	16	13	3
19t	Hurts	PHI	QB	16	16	0
19t	L. Jackson	BAL	QB	16	16	0
19t	Jacobs	GB	RB	16	15	1
19t	Olave	NO	WR	16	1	15
19t	Rice	KC	WR	16	1	15
27t	Achane	MIA	RB	15	7	8
27t	Diggs	HOU	WR	15	1	14
27t	J. Ford	CLE	RB	15	13	2
27t	Jennings	SF	WR	15	0	15
27t	Pollard	TEN	RB	15	12	3
27t	Singleton	NYG	RB	15	12	3
33t	Jefferson	MIN	WR	14	0	14
33t	Lockett	SEA	WR	14	0	14
33t	Reed	GB	WR	14	4	10
33t	St. Brown	DET	WR	14	0	14
33t	*B. Thomas	JAX	WR	14	1	13
38t	Evans	TB	WR	13	0	13
38t	Hall	NYJ	RB	13	9	4
38t	Hill	BAL	RB	13	5	8
38t	Dio. Johnson	CAR	WR	13	0	13
38t	Lamb	DAL	WR	13	2	11
38t	Lazard	NYJ	WR	13	0	13
38t	D. Smith	PHI	WR	13	0	13
38t	Stevenson	NE	RB	13	12	1
46t	*Bowers	LV	TE	12	1	11
46t	Charbonnet	SEA	RB	12	9	3
46t	Chase	CIN	WR	12	0	12
46t	Harris	PIT	RB	12	10	2
46t	*Harrison	ARI	WR	12	0	12
46t	Mixon	HOU	RB	12	10	2
46t	Pickens	PIT	WR	12	0	12
46t	Smith-Njigba	SEA	WR	12	0	12
46t	Walker	SEA	RB	12	9	3
46t	Wilson	NYJ	WR	12	1	11









# 2024 NATIONAL FOOTBALL LEAGUE

## NFL PUNTING YARDS LEADERS

RANK	PLAYER	TEAM	POS	PUNTS	YARDS	LONG	AVG	TB	BLK	DWN	OB	RETURNS		IN20	NET AVG
												TOT	YDS		
1	*Rehkw	CIN	P	9	526	80	58.4	2	0	0	0	6	39	3	49.7
2	Cole	LV	P	17	886	67	52.1	1	0	1	2	7	87	8	45.8
3	Bojorquez	CLE	P	23	1197	84	52.0	3	0	3	3	10	147	10	43.0
4	Mann	PHI	P	10	519	70	51.9	1	1	1	1	4	27	2	42.9
5	Cooke	JAX	P	16	829	67	51.8	0	0	0	2	11	98	5	45.7
6	Baringer	NE	P	20	1033	67	51.7	1	0	1	1	13	103	13	45.5
7	Anger	DAL	P	14	721	62	51.5	1	0	0	1	8	123	4	41.3
8	Araiza	KC	P	12	601	63	50.1	2	0	3	0	4	24	8	44.8
9	Evans	LAR	P	11	550	67	50.0	0	0	2	2	7	73	4	43.4
10	Stonehouse	TEN	P	18	890	64	49.4	1	2	2	0	11	141	5	36.5
11	Pinion	ATL	P	12	593	65	49.4	1	0	1	0	8	85	2	40.7
12	Dickson	SEA	P	17	838	61	49.3	3	0	0	2	9	121	3	38.6
13	Gillikin	ARI	P	12	590	63	49.2	0	0	1	1	7	75	2	42.9
14	Scott	LAC	P	23	1129	63	49.1	3	0	1	3	8	76	7	43.2
15	Whelan	GB	P	13	637	74	49.0	2	0	0	3	4	34	6	43.3
16	Fox	DET	P	14	684	68	48.9	3	0	2	1	3	1	8	44.5
17	Waitman	PIT	P	14	683	58	48.8	3	0	0	1	5	30	5	42.4
18	Sanchez	IND	P	15	728	59	48.5	1	0	1	1	4	34	12	44.9
19	Gillan	NYG	P	16	769	67	48.1	2	0	2	3	7	62	8	41.7
20	*T. Taylor	CHI	P	20	958	66	47.9	2	0	2	4	9	77	9	42.1
21	Martin	BUF	P	12	572	65	47.7	2	0	2	0	4	40	6	41.0
22	Bailey	MIA	P	16	761	57	47.6	1	0	1	4	6	62	7	42.4
23	Dixon	DEN	P	24	1139	65	47.5	1	0	4	1	11	58	11	44.2
24	Morstead	NYJ	P	19	900	60	47.4	1	0	1	1	10	69	8	42.7
25	R. Wright	MIN	P	16	737	56	46.1	2	0	2	3	6	6	9	43.2
26	Camarda	TB	P	10	457	67	45.7	0	0	3	0	4	59	4	39.8
27	Townsend	HOU	P	17	763	60	44.9	1	1	4	2	4	13	8	40.6
28	Hekker	CAR	P	18	781	64	43.4	0	0	4	2	7	78	5	39.1
29	Stout	BAL	P	14	596	57	42.6	0	0	1	2	5	22	8	41.0
30	*Hayball	NO	P	10	404	52	40.4	0	0	2	3	1	6	7	39.8

# 2024 NATIONAL FOOTBALL LEAGUE

## NFL NET PUNTING YARDS LEADERS

RANK	PLAYER	TEAM	POS	PUNTS	YARDS	LONG	AVG	TB	BLK	DWN	OB	RETURNS		IN20	NET AVG
												TOT	YDS		
1	*Rehkw	CIN	P	9	526	80	58.4	2	0	0	0	6	39	3	49.7
2	Cole	LV	P	17	886	67	52.1	1	0	1	2	7	87	8	45.8
3	Cooke	JAX	P	16	829	67	51.8	0	0	0	2	11	98	5	45.7
4	Baringer	NE	P	20	1033	67	51.7	1	0	1	1	13	103	13	45.5
5	Sanchez	IND	P	15	728	59	48.5	1	0	1	1	4	34	12	44.9
6	Araiza	KC	P	12	601	63	50.1	2	0	3	0	4	24	8	44.8
7	Fox	DET	P	14	684	68	48.9	3	0	2	1	3	1	8	44.5
8	Dixon	DEN	P	24	1139	65	47.5	1	0	4	1	11	58	11	44.2
9	Evans	LAR	P	11	550	67	50.0	0	0	2	2	7	73	4	43.4
10	Whelan	GB	P	13	637	74	49.0	2	0	0	3	4	34	6	43.3
11	R. Wright	MIN	P	16	737	56	46.1	2	0	2	3	6	6	9	43.2
12	Scott	LAC	P	23	1129	63	49.1	3	0	1	3	8	76	7	43.2
13	Bojorquez	CLE	P	23	1197	84	52.0	3	0	3	3	10	147	10	43.0
14	Gillikin	ARI	P	12	590	63	49.2	0	0	1	1	7	75	2	42.9
15	Mann	PHI	P	10	519	70	51.9	1	1	1	1	4	27	2	42.9
16	Morstead	NYJ	P	19	900	60	47.4	1	0	1	1	10	69	8	42.7
17	Bailey	MIA	P	16	761	57	47.6	1	0	1	4	6	62	7	42.4
18	Waitman	PIT	P	14	683	58	48.8	3	0	0	1	5	30	5	42.4
19	*T. Taylor	CHI	P	20	958	66	47.9	2	0	2	4	9	77	9	42.1
20	Gillan	NYG	P	16	769	67	48.1	2	0	2	3	7	62	8	41.7
21	Anger	DAL	P	14	721	62	51.5	1	0	0	1	8	123	4	41.3
22t	Martin	BUF	P	12	572	65	47.7	2	0	2	0	4	40	6	41.0
22t	Stout	BAL	P	14	596	57	42.6	0	0	1	2	5	22	8	41.0
24	Pinion	ATL	P	12	593	65	49.4	1	0	1	0	8	85	2	40.7
25	Townsend	HOU	P	17	763	60	44.9	1	1	4	2	4	13	8	40.6
26t	Camarda	TB	P	10	457	67	45.7	0	0	3	0	4	59	4	39.8
26t	*Hayball	NO	P	10	404	52	40.4	0	0	2	3	1	6	7	39.8
28	Hekker	CAR	P	18	781	64	43.4	0	0	4	2	7	78	5	39.1
29	Dickson	SEA	P	17	838	61	49.3	3	0	0	2	9	121	3	38.6
30	Stonehouse	TEN	P	18	890	64	49.4	1	2	2	0	11	141	5	36.5
31	Wishnowsky	SF	P	8	380	58	47.5	0	1	0	0	6	91	3	32.1

# 2024 NATIONAL FOOTBALL LEAGUE

---

# 2024 NATIONAL FOOTBALL LEAGUE

---

## NFL PUNT RETURN LEADERS

RANK	PLAYER	TEAM	POS	RET	FC	YDS	AVG	LONG	TD
1	Turpin	DAL	WR	5	3	96	19.2	60t	1
2	Darden	CLE	WR	5	0	72	14.4	28	0
3	Shaheed	NO	WR	6	2	77	12.8	47	0
4	Harty	BAL	WR	7	4	81	11.6	16	0
5	*Codrington	BUF	DB	5	3	54	10.8	22	0
6	M. Jones	NE	CB	8	2	85	10.6	15	0
7	Austin	PIT	WR	12	7	124	10.3	30	0
8	Williams	ATL	RB	5	4	51	10.2	28	0
9	Mims	DEN	WR	10	6	99	9.9	27	0
10	Carter	CHI	WR	9	4	85	9.4	20	0
11	*Jackson	TEN	WR	14	2	131	9.4	18	0
12	Proche	CLE	WR	10	1	93	9.3	17	0
13	Blackshear	CAR	RB	7	1	62	8.9	16	0
14	Raymond	DET	WR	11	3	96	8.7	17	0
15	*D. Williams	SEA	CB	7	8	58	8.3	23	0
16	Gipson	NYJ	WR	13	4	97	7.5	21	0
17	Tucker	LV	WR	6	3	44	7.3	21	0
18	Hardman	KC	WR	6	3	40	6.7	12	0
19	Jones	CIN	WR	6	2	34	5.7	10	0
20	*Cowing	SF	WR	6	1	32	5.3	9	0
21	Sims	HOU	WR	8	4	26	3.3	11	0

# 2024 NATIONAL FOOTBALL LEAGUE

---

## NFL KICKOFF RETURN LEADERS

RANK	PLAYER	TEAM	POS	RET	YDS	AVG	LONG	TD
1	Carter	CHI	WR	5	170	34.0	67	0
2	Dallas	ARI	RB	7	237	33.9	96t	1
3	*Jackson	TEN	WR	9	241	26.8	33	0
4	C. Brown	CIN	RB	7	186	26.6	29	0
5	Gipson	NYJ	WR	7	184	26.3	33	0
6	Blackshear	CAR	RB	12	310	25.8	31	0
7	Gray	NYG	RB	10	256	25.6	31	0
8	McCloud	ATL	WR	5	123	24.6	29	0
9	J. Thomas	DAL	DB	6	144	24.0	33	0
10	Shenault	SEA	WR	5	119	23.8	31	0
11	Duvernay	JAX	WR	5	101	20.2	27	0
12	Williams	CIN	RB	5	97	19.4	23	0

# 2024 NATIONAL FOOTBALL LEAGUE

---



# 2024 NATIONAL FOOTBALL LEAGUE

## NFL INTERCEPTION LEADERS

RANK	PLAYER	TEAM	POS	INT	YARDS	AVG	LONG	TD
1	McKinney	GB	SAF	4	35	8.8	18	0
2	K. Joseph	DET	SAF	3	0	0.0	0	0
3t	Adebo	NO	CB	2	48	24.0	47	0
3t	Alexander	GB	CB	2	52	26.0	35t	1
3t	Blankenship	PHI	SAF	2	1	0.5	1	0
3t	Grugier-Hill	MIN	OLB	2	5	2.5	5	0
3t	Ingram	BUF	DB	2	56	28.0	31t	1
3t	J. Johnson	CHI	CB	2	11	5.5	9	0
3t	Jones	IND	DB	2	5	2.5	5	0
3t	Mathieu	NO	FS	2	23	11.5	23	0
3t	Warner	SF	MLB	2	70	35.0	45t	1
12t	Andersen	ATL	LB	1	47	47.0	47t	1
12t	Bates	ATL	SS	1	0	0.0	0	0
12t	Bell	CIN	SS	1	32	32.0	32	0
12t	Benford	BUF	CB	1	6	6.0	6	0
12t	Branch	DET	SAF	1	1	1.0	1	0
12t	Brisker	CHI	SAF	1	0	0.0	0	0
12t	*Bullock	HOU	SAF	1	0	0.0	0	0
12t	Bynum	MIN	SS	1	3	3.0	3	0
12t	Conner	KC	DB	1	3	3.0	3	0
12t	Davis-Gaither	CIN	LB	1	12	12.0	12	0
12t	Diggs	DAL	CB	1	1	1.0	1	0
12t	Dupree	LAC	OLB	1	0	0.0	0	0
12t	Echols	NYJ	CB	1	0	0.0	0	0
12t	Edmunds	CHI	MLB	1	0	0.0	0	0
12t	D. Elliott	PIT	DB	1	0	0.0	0	0
12t	Flannigan-Fowles	SF	LB	1	0	0.0	0	0
12t	Ford	LAC	DT	1	3	3.0	3	0
12t	Fulton	LAC	CB	1	29	29.0	29	0
12t	Gardeck	ARI	LB	1	10	10.0	10	0
12t	Griffin	MIN	CB	1	28	28.0	28	0
12t	Hamlin	BUF	SS	1	19	19.0	19	0
12t	Harris	NO	DB	1	7	7.0	7	0
12t	Horn	CAR	CB	1	0	0.0	0	0
12t	Howden	NO	SAF	1	-5	-5.0	-5	0
12t	Humphrey	BAL	CB	1	0	0.0	0	0
12t	Izien	TB	DB	1	17	17.0	17	0
12t	Jackson	PIT	CB	1	49	49.0	49	0
12t	M. Jackson	CAR	CB	1	1	1.0	1	0
12t	J. Johnson	LAR	SS	1	0	0.0	0	0
12t	B. Jones	DEN	SAF	1	37	37.0	37	0
12t	Kazee	PIT	SS	1	5	5.0	5	0
12t	Kendricks	DAL	MLB	1	8	8.0	8	0
12t	Kohou	MIA	CB	1	2	2.0	2	0
12t	*Lassiter	HOU	CB	1	9	9.0	9	0
12t	Love	SEA	SS	1	0	0.0	0	0
12t	McCollum	TB	CB	1	4	4.0	4	0
12t	Metellus	MIN	SAF	1	12	12.0	12	0
12t	Moehrig	LV	SAF	1	16	16.0	16	0
12t	Molden	LAC	CB	1	3	3.0	3	0
12t	*Muasau	NYG	LB	1	1	1.0	1	0
12t	B. Murphy	MIN	CB	1	0	0.0	0	0
12t	Ogbah	MIA	OLB	1	0	0.0	0	0
12t	Oruwariye	DAL	CB	1	0	0.0	0	0
12t	Peppers	NE	FS	1	0	0.0	0	0

# 2024 NATIONAL FOOTBALL LEAGUE

---

## NFL INTERCEPTION LEADERS

RANK	PLAYER	TEAM	POS	INT	YARDS	AVG	LONG	TD
12t	Sieler	MIA	DE	1	0	0.0	0	0
12t	Simmons	ATL	FS	1	0	0.0	0	0
12t	Singleton	DEN	LB	1	21	21.0	21	0
12t	Smith	MIN	FS	1	0	0.0	0	0
12t	Smith	BAL	ILB	1	0	0.0	0	0
12t	Spillane	LV	LB	1	0	0.0	0	0
12t	Stevenson	CHI	CB	1	43	43.0	43t	1
12t	Stingley	HOU	CB	1	0	0.0	0	0
12t	Taylor-Britt	CIN	CB	1	0	0.0	0	0
12t	Trice	PIT	CB	1	0	0.0	0	0
12t	Van Ginkel	MIN	OLB	1	10	10.0	10t	1
12t	*Williams	GB	SAF	1	1	1.0	1	0
12t	G. Williams	ARI	CB	1	0	0.0	0	0
12t	Wilson	DAL	DB	1	0	0.0	0	0
12t	Er. Wilson	GB	LB	1	0	0.0	0	0
12t	Woods	CAR	FS	1	33	33.0	33	0
12t	Woolen	SEA	CB	1	4	4.0	4	0



# 2024 NATIONAL FOOTBALL LEAGUE

## NFL SACK LEADERS

RANK	PLAYER	TEAM	POS	SACKS
1	Hutchinson	DET	DE	6.5
2	Van Noy	BAL	MLB	6.0
3t	P. Jones	MIN	LB	5.0
3t	McDonald	NYJ	DE	5.0
5t	Garrett	CLE	DE	4.0
5t	Greenard	MIN	LB	4.0
5t	D. Hall	SEA	LB	4.0
5t	Landry	TEN	LB	4.0
5t	White	NE	DE	4.0
10t	Givens	SF	DT	3.5
10t	Oweh	BAL	LB	3.5
10t	Taylor	NO	CB	3.5
13t	Bosa	SF	DE	3.0
13t	Bresee	NO	DT	3.0
13t	Cooper	DEN	LB	3.0
13t	Crosby	LV	DE	3.0
13t	Dexter	CHI	DT	3.0
13t	Gardeck	ARI	LB	3.0
13t	Granderson	NO	DE	3.0
13t	Hendrickson	CIN	DE	3.0
13t	Ch. Jones	KC	DT	3.0
13t	Lawrence	DAL	DE	3.0
13t	Lawrence	NYG	DT	3.0
13t	Mafe	SEA	LB	3.0
13t	Miller	BUF	OLB	3.0
13t	Pinnock	NYG	SS	3.0
13t	Rousseau	BUF	DE	3.0
13t	Van Ginkel	MIN	OLB	3.0
13t	Watt	PIT	OLB	3.0
13t	Wyatt	GB	DT	3.0
31t	Anderson	HOU	DE	2.5
31t	Collins	SF	DT	2.5
31t	Mack	LAC	OLB	2.5
34t	Allen	DEN	DE	2.0
34t	Armstrong	WAS	DE	2.0
34t	Barnett	HOU	DE	2.0
34t	Baun	PHI	LB	2.0
34t	Bonitto	DEN	LB	2.0
34t	Bosa	LAC	LB	2.0
34t	C. Campbell	MIA	DE	2.0
34t	David	TB	OLB	2.0
34t	Dupree	LAC	OLB	2.0
34t	Edwards	HOU	DE	2.0
34t	Ferrell	WAS	DE	2.0
34t	Franklin-Myers	DEN	DE	2.0
34t	Ni. Herbig	PIT	LB	2.0
34t	Ca. Heyward	PIT	DT	2.0
34t	Jones	SEA	DE	2.0
34t	Joseph-Day	TEN	DT	2.0
34t	Kendricks	DAL	MLB	2.0
34t	Murray	TEN	LB	2.0
34t	Nixon	GB	DB	2.0
34t	Odeyingbo	IND	DE	2.0
34t	Ja. Reed	SEA	DT	2.0
34t	Settle	HOU	DT	2.0

# 2024 NATIONAL FOOTBALL LEAGUE

---

## NFL SACK LEADERS

RANK	PLAYER	TEAM	POS	SACKS
34t	P. Smith	GB	DE	2.0
34t	Z. Smith	CLE	DE	2.0
34t	Sweat	CHI	DE	2.0
34t	D. Taylor	CHI	DE	2.0
34t	Tillman	DEN	LB	2.0
34t	Walker	JAX	DE	2.0
34t	Wise	NE	DE	2.0
34t	Young	LAR	LB	2.0



# 2024 NATIONAL FOOTBALL LEAGUE

## NFL LEADERS IN FUMBLE RECOVERIES

RANK	PLAYER	TEAM	POS	TOTAL	OWN TEAM	OPP TEAM
1	Mason	SF	RB	3	3	0
2t	Burrow	CIN	QB	2	2	0
2t	Collins	SF	DT	2	0	2
2t	Fields	PIT	QB	2	2	0
2t	*Fiske	LAR	DT	2	0	2
2t	Mayfield	TB	QB	2	2	0
2t	Melton	GB	WR	2	1	1
2t	Richardson	IND	QB	2	2	0
2t	Robinson	ATL	RB	2	2	0
2t	Tolbert	DAL	WR	2	2	0
2t	Yiadam	SF	CB	2	1	1
12t	Allegretti	WAS	OG	1	1	0
12t	Allen	BUF	QB	1	1	0
12t	Anudike-Uzomah	KC	DE	1	0	1
12t	Armstead	MIA	OT	1	1	0
12t	Baker	SEA	OLB	1	0	1
12t	Barkley	PHI	RB	1	1	0
12t	Belton	NYG	SAF	1	1	0
12t	Bergeron	ATL	OG	1	1	0
12t	Biadasz	WAS	C	1	1	0
12t	Bitonio	CLE	OG	1	1	0
12t	Blackmon	IND	SAF	1	0	1
12t	*Bortolini	IND	OG	1	1	0
12t	Bosa	SF	DE	1	0	1
12t	Brissett	NE	QB	1	1	0
12t	Byard	CHI	FS	1	0	1
12t	Bynum	MIN	SS	1	0	1
12t	Carter	NYJ	CB	1	0	1
12t	*Chatman	NYG	DT	1	0	1
12t	Chestnut	TEN	RB	1	0	1
12t	Chinn	WAS	SAF	1	0	1
12t	Clark	NYJ	FS	1	0	1
12t	*Codrington	BUF	DB	1	1	0
12t	Collier	ARI	DE	1	0	1
12t	Conner	KC	DB	1	0	1
12t	*Cooper	GB	LB	1	0	1
12t	Darnold	MIN	QB	1	1	0
12t	Davis	DET	CB	1	0	1
12t	Delpit	CLE	SAF	1	0	1
12t	Demercado	ARI	RB	1	1	0
12t	Edwards	LAC	RB	1	1	0
12t	Edwards	CHI	LB	1	0	1
12t	Elliss	NE	LB	1	0	1
12t	Etienne	JAX	RB	1	1	0
12t	Foreman	CLE	RB	1	1	0
12t	Franks	CAR	TE	1	0	1
12t	Froholdt	ARI	C	1	1	0
12t	Gay	NO	LB	1	0	1
12t	Gordon	CHI	CB	1	0	1
12t	L. Hall	TB	DE	1	0	1
12t	Hamilton	BAL	SAF	1	0	1
12t	Hawkins	NE	SAF	1	0	1
12t	Herbert	LAC	QB	1	1	0
12t	Hickman	CLE	SAF	1	0	1
12t	Hodge	ATL	WR	1	0	1

# 2024 NATIONAL FOOTBALL LEAGUE

## NFL LEADERS IN FUMBLE RECOVERIES

RANK	PLAYER	TEAM	POS	TOTAL	OWN TEAM	OPP TEAM
12t	Jenkins	CHI	OT	1	1	0
12t	Jewell	CAR	ILB	1	0	1
12t	D. Johnson	JAX	RB	1	1	0
12t	F. Johnson	PHI	OT	1	1	0
12t	B. Jones	DEN	SAF	1	0	1
12t	Jones	NYG	QB	1	1	0
12t	J. Jones	ARI	DT	1	0	1
12t	M. Jones	NE	CB	1	0	1
12t	Jordan	NE	OG	1	1	0
12t	Key	TEN	LB	1	0	1
12t	Kohou	MIA	CB	1	0	1
12t	Lammons	IND	DB	1	0	1
12t	*Latu	IND	DE	1	0	1
12t	Leverett	NE	OG	1	1	0
12t	Luvu	WAS	LB	1	0	1
12t	Mack	LAC	OLB	1	0	1
12t	Manhertz	NYG	TE	1	1	0
12t	Mathieu	NO	FS	1	0	1
12t	McBride	ARI	TE	1	1	0
12t	McLeod	CLE	FS	1	0	1
12t	Miller	LV	OT	1	1	0
12t	Molden	LAC	CB	1	0	1
12t	Moss	DEN	CB	1	0	1
12t	Ojulari	NYG	LB	1	0	1
12t	Okereke	NYG	ILB	1	0	1
12t	Powell	MIN	WR	1	1	0
12t	Pratt	CIN	LB	1	0	1
12t	Prescott	DAL	QB	1	1	0
12t	Pryor	CHI	OT	1	1	0
12t	Ricard	BAL	FB-DE	1	1	0
12t	Russell	TB	ILB	1	0	1
12t	Skinner	DEN	SAF	1	0	1
12t	Skule	TB	OT	1	1	0
12t	Slater	LAC	OT	1	1	0
12t	G. Smith	SEA	QB	1	1	0
12t	Spector	BUF	LB	1	0	1
12t	Stevenson	NE	RB	1	1	0
12t	Stewart	IND	DT	1	0	1
12t	Stille	TB	DE	1	0	1
12t	Taylor	LAC	CB	1	0	1
12t	D. Thomas	JAX	SAF	1	0	1
12t	Toohill	BUF	DE	1	0	1
12t	Trautman	DEN	TE	1	1	0
12t	Van Ness	GB	DE	1	0	1
12t	Ji. Ward	MIN	LB	1	0	1
12t	Warren	PIT	RB	1	1	0
12t	Washington	JAX	WR	1	1	0
12t	D. Watson	CLE	QB	1	1	0
12t	Watt	PIT	OLB	1	0	1
12t	*Ca. Williams	CHI	QB	1	1	0
12t	Williams	BUF	LB	1	0	1
12t	Williams	BAL	FS	1	0	1
12t	Quin. Williams	NYJ	OLB	1	0	1
12t	Wilson	MIA	RB	1	1	0
12t	Wyatt	GB	DT	1	0	1





# 2024 NATIONAL FOOTBALL LEAGUE

## NFL LEADERS IN RECOVERIES OF FUMBLES BY OWN TEAM

RANK	PLAYER	TEAM	POS	REC	YARDS	AVG	LONG	TD
1	Mason	SF	RB	3	-2	-0.7	0t	0
2t	Burrow	CIN	QB	2	0	0.0	0t	0
2t	Fields	PIT	QB	2	0	0.0	0t	0
2t	Mayfield	TB	QB	2	0	0.0	0t	0
2t	Richardson	IND	QB	2	0	0.0	0t	0
2t	Robinson	ATL	RB	2	0	0.0	0t	0
2t	Tolbert	DAL	WR	2	0	0.0	0t	0
8t	Allegretti	WAS	OG	1	0	0.0	0t	0
8t	Allen	BUF	QB	1	0	0.0	0t	0
8t	Armstead	MIA	OT	1	0	0.0	0t	0
8t	Barkley	PHI	RB	1	0	0.0	0t	0
8t	Belton	NYG	SAF	1	0	0.0	0t	0
8t	Bergeron	ATL	OG	1	0	0.0	0t	0
8t	Biadasz	WAS	C	1	0	0.0	0t	0
8t	Bitonio	CLE	OG	1	0	0.0	0t	0
8t	*Bortolini	IND	OG	1	0	0.0	0t	0
8t	Brissett	NE	QB	1	0	0.0	0t	0
8t	*Codrington	BUF	DB	1	0	0.0	0t	0
8t	Darnold	MIN	QB	1	0	0.0	0t	0
8t	Demercado	ARI	RB	1	0	0.0	0t	0
8t	Edwards	LAC	RB	1	0	0.0	0t	0
8t	Etienne	JAX	RB	1	0	0.0	0t	0
8t	Foreman	CLE	RB	1	0	0.0	0t	0
8t	Froholdt	ARI	C	1	0	0.0	0t	0
8t	Herbert	LAC	QB	1	0	0.0	0t	0
8t	Jenkins	CHI	OT	1	0	0.0	0t	0
8t	D. Johnson	JAX	RB	1	0	0.0	0t	0
8t	F. Johnson	PHI	OT	1	0	0.0	0t	0
8t	Jones	NYG	QB	1	0	0.0	0t	0
8t	Jordan	NE	OG	1	0	0.0	0t	0
8t	Leverett	NE	OG	1	0	0.0	0t	0
8t	Manhertz	NYG	TE	1	-1	-1.0	-1	0
8t	McBride	ARI	TE	1	0	0.0	0t	1
8t	Melton	GB	WR	1	0	0.0	0t	0
8t	Miller	LV	OT	1	0	0.0	0t	0
8t	Powell	MIN	WR	1	7	7.0	7	0
8t	Prescott	DAL	QB	1	0	0.0	0t	0
8t	Pryor	CHI	OT	1	0	0.0	0t	0
8t	Ricard	BAL	FB-DE	1	0	0.0	0t	1
8t	Skule	TB	OT	1	0	0.0	0t	0
8t	Slater	LAC	OT	1	0	0.0	0t	0
8t	G. Smith	SEA	QB	1	0	0.0	0t	0
8t	Stevenson	NE	RB	1	0	0.0	0t	0
8t	Trautman	DEN	TE	1	2	2.0	2	0
8t	Warren	PIT	RB	1	0	0.0	0t	0
8t	Washington	JAX	WR	1	0	0.0	0t	0
8t	D. Watson	CLE	QB	1	0	0.0	0t	0
8t	*Ca. Williams	CHI	QB	1	0	0.0	0t	0
8t	Wilson	MIA	RB	1	0	0.0	0t	0
8t	Yiadam	SF	CB	1	0	0.0	0t	0

# 2024 NATIONAL FOOTBALL LEAGUE

## NFL LEADERS IN RECOVERIES OF FUMBLES BY OPPOSING TEAM

RANK	PLAYER	TEAM	POS	REC	YARDS	AVG	LONG	TD
1t	Collins	SF	DT	2	0	0.0	0t	0
1t	*Fiske	LAR	DT	2	8	4.0	8	0
3t	Anudike-Uzomah	KC	DE	1	0	0.0	0t	0
3t	Baker	SEA	OLB	1	0	0.0	0t	0
3t	Blackmon	IND	SAF	1	0	0.0	0t	0
3t	Bosa	SF	DE	1	0	0.0	0t	0
3t	Byard	CHI	FS	1	0	0.0	0t	0
3t	Bynum	MIN	SS	1	0	0.0	0t	0
3t	Carter	NYJ	CB	1	7	7.0	7	0
3t	*Chatman	NYG	DT	1	0	0.0	0t	0
3t	Chestnut	TEN	RB	1	0	0.0	0t	0
3t	Chinn	WAS	SAF	1	0	0.0	0t	0
3t	Clark	NYJ	FS	1	0	0.0	0t	0
3t	Collier	ARI	DE	1	0	0.0	0t	0
3t	Conner	KC	DB	1	38	38.0	38t	1
3t	*Cooper	GB	LB	1	4	4.0	4	0
3t	Davis	DET	CB	1	49	49.0	49	0
3t	Delpit	CLE	SAF	1	0	0.0	0t	0
3t	Edwards	CHI	LB	1	0	0.0	0t	0
3t	Elliss	NE	LB	1	0	0.0	0t	0
3t	Franks	CAR	TE	1	0	0.0	0t	0
3t	Gay	NO	LB	1	4	4.0	4	0
3t	Gordon	CHI	CB	1	0	0.0	0t	0
3t	L. Hall	TB	DE	1	0	0.0	0t	0
3t	Hamilton	BAL	SAF	1	8	8.0	8	0
3t	Hawkins	NE	SAF	1	0	0.0	0t	0
3t	Hickman	CLE	SAF	1	0	0.0	0t	0
3t	Hodge	ATL	WR	1	0	0.0	0t	1
3t	Jewell	CAR	ILB	1	0	0.0	0t	0
3t	B. Jones	DEN	SAF	1	34	34.0	34	0
3t	J. Jones	ARI	DT	1	0	0.0	0t	0
3t	M. Jones	NE	CB	1	17	17.0	17	0
3t	Key	TEN	LB	1	0	0.0	0t	0
3t	Kohou	MIA	CB	1	0	0.0	0t	0
3t	Lammons	IND	DB	1	3	3.0	3	0
3t	*Latu	IND	DE	1	0	0.0	0t	0
3t	Luvu	WAS	LB	1	0	0.0	0t	0
3t	Mack	LAC	OLB	1	22	22.0	22	0
3t	Mathieu	NO	FS	1	0	0.0	0t	0
3t	McLeod	CLE	FS	1	25	25.0	25t	1
3t	Melton	GB	WR	1	0	0.0	0t	0
3t	Molden	LAC	CB	1	0	0.0	0t	0
3t	Moss	DEN	CB	1	0	0.0	0t	0
3t	Ojulari	NYG	LB	1	0	0.0	0t	0
3t	Okereke	NYG	ILB	1	1	1.0	1	0
3t	Pratt	CIN	LB	1	0	0.0	0t	0
3t	Russell	TB	ILB	1	0	0.0	0t	0
3t	Skinner	DEN	SAF	1	0	0.0	0t	0
3t	Spector	BUF	LB	1	0	0.0	0t	0
3t	Stewart	IND	DT	1	0	0.0	0t	0
3t	Stille	TB	DE	1	0	0.0	0t	0
3t	Taylor	LAC	CB	1	0	0.0	0t	0
3t	D. Thomas	JAX	SAF	1	0	0.0	0t	0
3t	Toohill	BUF	DE	1	0	0.0	0t	0
3t	Van Ness	GB	DE	1	0	0.0	0t	0

# 2024 NATIONAL FOOTBALL LEAGUE

---

## NFL LEADERS IN RECOVERIES OF FUMBLES BY OPPOSING TEAM

RANK	PLAYER	TEAM	POS	REC	YARDS	AVG	LONG	TD
3t	Ji. Ward	MIN	LB	1	2	2.0	2	0
3t	Watt	PIT	OLB	1	0	0.0	0t	0
3t	Williams	BUF	LB	1	0	0.0	0t	0
3t	Williams	BAL	FS	1	0	0.0	0t	0
3t	Quin. Williams	NYJ	OLB	1	0	0.0	0t	0
3t	Wyatt	GB	DT	1	0	0.0	0t	0
3t	Yiadam	SF	CB	1	0	0.0	0t	0



# 2024 NATIONAL FOOTBALL LEAGUE

## NFL OFFENSIVE RANKS

BAL	BUF	CIN	CLE	DEN	HOU	IND	JAX	KC	LAC	LV	MIA	NE	NYJ	PIT	TEN		ARI	ATL	CAR	CHI	DAL	DET	GB	LAR	MIN	NO	NYG	PHI	SEA	SF	TB	WAS
1	20	11	31	27	8	15	25	14	28	24	26	32	22	17	29	TotYd/G	12	19	23	30	13	4	3	18	10	9	21	7	5	2	16	6
1	13	9	32	29	16	5	22	15	23	20	27	30	25	21	28	TotYd/P	12	10	24	31	18	6	2	19	7	11	26	14	8	3	17	4
1	17	23	26	20t	19	9	13	15	11	31	24	12	27	10	16	RusYd/G	5	22	18	29	32	6	2	28	14	7	30	4	20t	8	25	3
1	24	9	17	21	20	7	2	23	12	29	28	13	27	25	19	RusAvg	4	10	14	31	30	8	3	26	15	18	32	5	11	16	22	6
16	20	6	29	27	3	21	28	11	31	13	23	32	18	22	30	PasYd/G	25	17	24	26	4	5	7	8	10	19	15	14	1	2	9	12
5	8	11	31	27	17	9	28	10	24	21	25	32	22	14	29	PasAvg	19	12	26	30	15	6	7	16	3	2	23	20	13	1	18	4
5t	1	3	16	23	11t	32	4	30	10	18	19	5t	2	5t	31	%PasInt	8	29	24	22	11t	27	28	13	21	25	17	26	20	15	14	9
2	4	11	30	1	19	9	24t	8	21	26	24t	32	15	18	31	Sac/PasP	20	6	10	28	13	7	5	23	27	3	12	22	14	17	29	16
3t	18t	6	28t	31	7	21t	20	12t	32	24t	28t	30	18t	15t	21t	1D/G	14	21t	27	24t	15t	5	12t	11	15t	8t	24t	8t	1	3t	10	2
7	21t	5t	32	31	15t	18	30	11t	20	26	25	24	3	8	28	3D Eff	10	29	27	23	15t	4	13t	19	9	2	21t	13t	17	5t	11t	1
7t	1t	5	12	7t	6	19t	19t	1t	30t	28	29	7t	30t	30t	19t	4D Eff	23t	16t	23t	4	19t	13t	23t	13t	7t	23t	11	15	16t	16t	23t	1t
6	9	28	7t	16	30	5	32	25	17	22	3	10	24	11t	19	PR Avg	15	14	20	18	2	21	29	4	26	7t	13	31	23	27	11t	1
21	1	24	23	26	4	9	30	11	29	10	6	18	15	32	17	KR Avg	3	19	16	7	13	12	22	5	31	8	20	25	14	28	27	2
29	19	1	3	22	30	16	4	7	12	2	20	5	23	15	26	GPunAvg	11	9	27	18	6	14	13	8	25	32	17	24	10	31	28	21
23t	23t	1	13	8	26	5	3	6	12	2	18	4	17	20	31	NPunAvg	14	25	29	19	22	7	10	9	11	27	21	15	30	32	28	16
5	2	9t	27	28	17t	16	29t	14	26	19	32	31	21	22t	17t	Pts/G	13	22t	25	20	11t	6t	6t	22t	4	1	29t	15	9t	8	11t	3
31	26t	13t	22t	12	15t	32	21	15t	18t	25	26t	15t	29	10t	1t	FG%	1t	1t	1t	18t	9	1t	30	13t	1t	1t	18t	24	26t	10t	1t	22t

## NFL DEFENSIVE RANKS

BAL	BUF	CIN	CLE	DEN	HOU	IND	JAX	KC	LAC	LV	MIA	NE	NYJ	PIT	TEN		ARI	ATL	CAR	CHI	DAL	DET	GB	LAR	MIN	NO	NYG	PHI	SEA	SF	TB	WAS
13	14	15t	11	2t	5	32	30	15t	7	21	6	24	2t	4	1	TotYd/G	25	19	28	10	26	22	20	31	23	17	12	29	8	9	18	27
16	10	15	9	1	5	20	29	18	8	24	14	27	2	6	3	TotYd/P	28	7	26	11	25	22	23	32	12	21	17	30	4	19	13	31
1	30	25t	19	12	13	31	10	8	5	24	16	9	20	3	17	RusYd/G	28	25t	29	18	27	4	11	32	2	7	15	21	14	6	22	23
1	32	18	22	9	25	15	6	4	5	30	11	7	20	2	12	RusAvg	17	8	23	19	21	16	13	27	3	26	24	28	14	10	29	31
29	6	11	10	3	4	26	31	23	12	17	5	28	2	9	1	PasYd/G	18	13	19	8	20	30	24	21	32	25	14	27	7	15	16	22
21	3	18	8	2	5	24	30	23	12	16	20	29	1	11	4	PasAvg	31	13	27	9	26	17	22	32	10	15	14	25	6	19	7	28
23	9	10t	29t	17t	13	20	29t	27	7	19	8	28	25	5	29t	%PasInt	16	15	12	3	6	14	1	24	2	4	26	21	17t	10t	22	29t
15	14	29	11t	1	5	11t	28	26	10	25	19	24	2	8	13	Sac/PasP	16	32	31	17	21	20	7	22	9	18	3	30	6	4	27	23
16t	18t	21t	13	11	5t	31	26	15	2	14	8t	16t	8t	3	1	1D/G	30	25	27t	8t	18t	32	24	27t	18t	5t	12	21t	7	4	21t	27t
19	23	22	7	3	21	29	24	14	20	8	1	31	12	11	2	3D Eff	25	27	28	5	13	10	6	30	9	15t	15t	17	4	26	18	32
4t	10	29t	31t	1	12t	22t	28	12t	2t	12t	22t	4t	29t	22t	19t	4D Eff	17t	17t	4t	12t	22t	4t	11	31t	4t	4t	22t	19t	2t	12t	21	22t
4	21	8	30	5	3	13t	17	6t	18t	27	22	11	10	12	28	PR Avg	25	24	26	15	32	1	13t	23	2	6t	16	9	29	31	20	18t
27	30	31	10	8	9	18t	26	18t	24	14t	11t	14t	4t	2	28	KR Avg	32	20	7	25	6	11t	3	23	4t	13	29	1	21	22	14t	17
15	7	29	31	19	21	2	5	28	22	26	14	30	6	24	13	GPunAvg	25	9	18	10	12	11	16	32	8	1	23	3	27	20	17	4
5	7	32	14	15	31	2	20	29	30	18	8	12	11	21	4	NPunAvg	28	13	17	16	9	10	22	24	19	1	26	3	27	23	25	6
19	12	27t	17t	3	22	14t	30	7	1	24	26	17t	5	2	21	Pts/G	29	14t	32	8	27t	10t	20	31	4	6	13	23	14t	10t	9	25
20t	26t	26t	5t	15t	26t	5t	17t	5t	2	24t	5t	17t	20t	12t	26t	FG%	26t	26t	17t	20t	15t	12t	5t	12t	1	20t	10	24t	3	26t	4	11
10t	3	18	26	15	24	17	30	7	10t	25	32	28	14	4t	23	PPG Diff	20t	20t	31	16	19	4t	13	29	1t	1t	27	20t	12	6	8t	8t
2	19	12	26	13	4	30	31	15	21	27	14	32	8	6	11	Yd/G Diff	22	24	28	25	23	7	5	29	17	10	18	16	3	1	20	9



***LAST WEEK'S  
GAME BOOK***



# National Football League Game Summary

NFL Copyright © 2024 by The National Football League. All rights reserved. This summary and play-by-play is for the express purpose of assisting media in their coverage of the game; any other use of this material is prohibited without the written permission of the National Football League.

Date: Sunday, 9/29/2024

## Kansas City Chiefs at Los Angeles Chargers

Start Time: 1:25 PM PDT

at SoFi Stadium, Inglewood, CA

### Game Day Weather

Game Weather: Sunny  
Open Stadium on Matrix Turf

Temp: 68° F (20.0° C) Humidity: 69%, Wind: WNW 7 mph  
Outdoor Weather: Sunny

### Officials

Referee: Smith, Shawn (14)  
Line Judge: Seeman, Jeff (45)  
Back Judge: Paganelli, Carl (124)

Umpire: Moore, Alex (49)  
Field Judge: Prioleau, Dyrol (109)  
Replay Official: Wimmer, Mike (0)

Down Judge: Bilbo, Jay (84)  
Side Judge: Cheek, Boris (41)

### Lineups

#### Kansas City Chiefs

#### Los Angeles Chargers

Offense		Defense	
TE	87 T.Kelce	DE	56 G.Karlaftis
WR	4 R.Rice	DT	95 C.Jones
LT	64 W.Morris	DT	69 M.Pennel
LG	62 J.Thuney	DE	97 F.Anudike-Uzomah
C	52 C.Humphrey	LB	32 N.Bolton
RG	65 T.Smith	LB	23 D.Tranquill
RT	74 J.Taylor	LB	54 L.Chenal
WR	1 X.Worthy	CB	22 T.McDuffie
WR	84 Ju.Watson	CB	35 Ja.Watson
QB	15 P.Mahomes	S	20 J.Reid
FB	42 C.Steele	S	6 B.Cook

Offense		Defense	
TE	81 W.Dissly	OLB	52 K.Mack
LT	68 J.Salyer	DL	93 O.Ogbonnia
LG	77 Z.Johnson	DL	95 P.Ford
C	75 B.Bozeman	OLB	45 T.Tuipulotu
RG	62 S.Mustipher	LB	0 D.Henley
RT	79 T.Pipkins	LB	6 D.Perryman
FB	44 S.Matlock	CB	22 E.Molden
WR	1 Q.Johnston	CB	26 A.Samuel
WR	15 L.McConkey	CB	7 K.Fulton
QB	10 J.Herbert	CB	29 T.Still
RB	27 J.Dobbins	S	32 A.Gilman

### Substitutions

### Substitutions

CB 2 J.Williams, K 7 H.Butker, WR 9 J.Smith-Schuster, TE 12 J.Wiley, S 13 N.Johnson, P 14 M.Araiza, WR 17 M.Hardman, DB 21 J.Hicks, WR 24 S.Moore, DB 27 C.Conner, RB 29 K.Hunt, CB 30 C.Roland-Wallace, RB 34 S.Perine, LS 41 J.Winchester, LB 43 J.Cochrane, LB 44 Ca.Jones, LB 48 C.Christiansen, OL 60 H.Nourzad, OL 66 M.Caliendo, T 76 K.Suamataia, TE 83 N.Gray, DT 91 D.Nnadi, DE 94 M.Herring, DT 98 T.Wharton, DE 99 C.Thomas

RB 4 G.Edwards, WR 5 J.Palmer, K 11 C.Dicker, WR 12 D.Davis, P 16 J.Scott, CB 20 C.Hart, S 23 T.Jefferson, S 24 A.Finley, RB 28 H.Haskins, LB 43 T.Dye, LS 47 J.Harris, OLB 48 B.Dupree, LB 54 B.Lynch, DL 56 M.Fox, OL 64 B.Jaimes, OL 71 J.McFadden, T 73 F.Sarell, WR 82 B.Rice, TE 83 E.Tomlinson, TE 84 S.Smartt, WR 87 S.Fehoko, TE 88 H.Hurst, DT 90 T.Tart

### Did Not Play

### Did Not Play

QB 11 C.Wentz

QB 2 E.Stick, QB 8 T.Heinicke, DL 92 J.Eboigbe

### Not Active

### Not Active

DE 51 M.Danna, OL 61 C.Hanson, OT 75 E.Driskell, DT 92 M.Tuipulotu

LB 25 J.Colson, RB 30 K.Vidal, DB 33 D.Leonard, DB 36 J.Taylor, T 70 R.Slater, T 76 J.Alt, OLB 97 J.Bosa

### Field Goals (made ( ) & missed)

Player	Attempts	1	2	3	4	OT	Total
H.Butker	65SH (37)						
C.Dicker	(50) 55WR						
VISITOR: Kansas City Chiefs		0	7	3	7	0	17
HOME: Los Angeles Chargers		10	0	0	0	0	10

### Scoring Plays

Team	Qtr	Time	Play Description (Extra Point) (Drive Info)	Visitor	Home
Chargers	1	6:16	L.McConkey 7 yd. pass from J.Herbert (C.Dicker kick) (10-74, 6:36)	0	7
Chargers	1	3:53	C.Dicker 50 yd. Field Goal (4--12, 2:13)	0	10
Chiefs	2	4:06	X.Worthy 54 yd. pass from P.Mahomes (H.Butker kick) (1-54, 0:08)	7	10
Chiefs	3	6:26	H.Butker 37 yd. Field Goal (10-37, 5:20)	10	10
Chiefs	4	6:04	S.Perine 2 yd. run (H.Butker kick) (5-60, 2:12)	17	10

Paid Attendance: 70,240

Time: 2:53



Kansas City Chiefs vs Los Angeles Chargers  
9/29/2024 at SoFi Stadium

# Final Individual Statistics

## Kansas City Chiefs

RUSHING	ATT	YDS	AVG	LG	TD
K.Hunt	14	69	4.9	10	0
S.Perine	5	14	2.8	4	1
P.Mahomes	5	12	2.4	13	0
C.Steele	2	6	3.0	3	0
Total	26	101	3.9	13	1

PASSING	ATT	CMP	YDS	SK/YD	TD	LG	IN	RT
P.Mahomes	29	19	245	3/17	1	54	1	89.0
Total	29	19	245	3/17	1	54	1	89.0

PASS RECEIVING	TAR	REC	YDS	AVG	LG	TD
T.Kelce	9	7	89	12.7	38	0
N.Gray	4	4	40	10.0	29	0
X.Worthy	4	3	73	24.3	54	1
Ju.Watson	3	2	27	13.5	17	0
K.Hunt	3	2	16	8.0	9	0
C.Steele	3	1	0	0.0	0	0
S.Moore	2	0	0	0.0	0	0
Total	28	19	245	12.9	54	1

INTERCEPTIONS	NO	YDS	AVG	LG	TD
Total	0	0	0	0	0

PUNTING	NO	YDS	AVG	NET	TB	IN20	LG
M.Araiza	4	200	50.0	50.0	0	4	53
Total	4	200	50.0	50.0	0	4	53

PUNT RETURNS	NO	YDS	AVG	FC	LG	TD
M.Hardman	3	15	5.0	1	12	0
[DOWNED]	1	0	0.0	0	0	0
[OUT OF BOUNDS]	1	0	0.0	0	0	0
Total	3	15	5.0	1	12	0

KICKOFF RETURNS	NO	YDS	AVG	FC	LG	TD
[TOUCHBACK]	3	0	0.0	0	0	0
Total	0	0	0.0	0	0	0

## Los Angeles Chargers

RUSHING	ATT	YDS	AVG	LG	TD
J.Dobbins	14	32	2.3	12	0
G.Edwards	6	19	3.2	5	0
Q.Johnston	1	4	4.0	4	0
J.Herbert	3	0	0.0	2	0
Total	24	55	2.3	12	0

PASSING	ATT	CMP	YDS	SK/YD	TD	LG	IN	RT
J.Herbert	27	16	179	2/10	1	37	0	91.4
Total	27	16	179	2/10	1	37	0	91.4

PASS RECEIVING	TAR	REC	YDS	AVG	LG	TD
L.McConkey	7	5	67	13.4	37	1
J.Palmer	4	3	36	12.0	26	0
J.Dobbins	4	3	30	10.0	14	0
W.Dissly	3	2	24	12.0	22	0
Q.Johnston	5	1	9	9.0	9	0
S.Matlock	1	1	7	7.0	7	0
H.Hurst	3	1	6	6.0	6	0
Total	27	16	179	11.2	37	1

INTERCEPTIONS	NO	YDS	AVG	LG	TD
K.Fulton	1	29	29.0	29	0
Total	1	29	29.0	29	0

PUNTING	NO	YDS	AVG	NET	TB	IN20	LG
J.Scott	6	318	53.0	50.5	0	1	59
Total	6	318	53.0	50.5	0	1	59

PUNT RETURNS	NO	YDS	AVG	FC	LG	TD
D.Davis	0	0	0.0	2	0	0
[DOWNED]	2	0	0.0	0	0	0
Total	0	0	0.0	2	0	0

KICKOFF RETURNS	NO	YDS	AVG	FC	LG	TD
[TOUCHBACK]	4	0	0.0	0	0	0
Total	0	0	0.0	0	0	0

### Kansas City Chiefs

FUMBLES	FUM	LOST	OWN-REC	YDS	TD	FORCED	OPP-REC	YDS	TD	OUT-BDS
C.Steele	1	1	0	0	0	0	0	0	0	0
R.Rice	0	0	0	0	0	1	0	0	0	0
Total	1	1	0	0	0	1	0	0	0	0

### Los Angeles Chargers

FUMBLES	FUM	LOST	OWN-REC	YDS	TD	FORCED	OPP-REC	YDS	TD	OUT-BDS
K.Fulton	1	0	0	0	0	0	0	0	0	1
J.Herbert	1	0	0	-6	0	0	0	0	0	0
G.Edwards	0	0	1	0	0	0	0	0	0	0
T.Tuipulotu	0	0	0	0	0	1	0	0	0	0
E.Molden	0	0	0	0	0	0	1	0	0	0
Total	2	0	1	-6	0	1	1	0	0	1

Kansas City Chiefs vs Los Angeles Chargers  
9/29/2024 at SoFi Stadium

# Final Team Statistics

	Visitor Chiefs	Home Chargers
<b>TOTAL FIRST DOWNS</b>	16	12
By Rushing	6	3
By Passing	8	9
By Penalty	2	0
<b>THIRD DOWN EFFICIENCY</b>	9-16-56.3%	4-13-30.8%
<b>FOURTH DOWN EFFICIENCY</b>	0-0-0.0%	0-1-0.0%
<b>TOTAL NET YARDS</b>	329	224
Total Offensive Plays (inc. times thrown passing)	58	53
Average gain per offensive play	5.7	4.2
<b>NET YARDS RUSHING</b>	101	55
Total Rushing Plays	26	24
Average gain per rushing play	3.9	2.3
Tackles for a loss-number and yards	0-0	3-9
<b>NET YARDS PASSING</b>	228	169
Times thrown - yards lost attempting to pass	3-17	2-10
Gross yards passing	245	179
<b>PASS ATTEMPTS-COMPLETIONS-HAD INTERCEPTED</b>	29-19-1	27-16-0
Avg gain per pass play (inc.# thrown passing)	7.1	5.8
<b>KICKOFFS Number-In End Zone-Touchbacks</b>	4-4-4	3-3-3
<b>PUNTS Number and Average</b>	4-50.0	6-53.0
Had Blocked	0	0
<b>FGs - PATs Had Blocked</b>	0-0	0-0
<b>Net Punting Average</b>	50.0	50.5
<b>TOTAL RETURN YARDAGE (Not Including Kickoffs)</b>	15	29
No. and Yards Punt Returns	3-15	0-0
No. and Yards Kickoff Returns	0-0	0-0
No. and Yards Interception Returns	0-0	1-29
<b>PENALTIES Number and Yards</b>	5-40	9-51
<b>FUMBLES Number and Lost</b>	1-1	2-0
<b>TOUCHDOWNS</b>	2	1
Rushing	1	0
Passing	1	1
<b>EXTRA POINTS Made-Attempts</b>	2-2	1-1
Kicking Made-Attempts	2-2	1-1
<b>FIELD GOALS Made-Attempts</b>	1-2	1-2
<b>RED ZONE EFFICIENCY</b>	1-2-50%	1-2-50%
<b>GOAL TO GO EFFICIENCY</b>	1-1-100%	1-1-100%
<b>SAFETIES</b>	0	0
<b>FINAL SCORE</b>	17	10
<b>TIME OF POSSESSION</b>	29:08	30:52

**Kansas City Chiefs vs Los Angeles Chargers**  
**9/29/2024 at SoFi Stadium**

# Ball Possession And Drive Chart

**Kansas City Chiefs**

#	Time Recd	Time Lost	Time Poss	How Ball Obtained	Drive Began	# Play	Yds Gain	Yds Pen	Net Yds	1st Down	Last Scrm	How Given Up
1	15:00	12:52	2:08	Kickoff	KC 30	4	43	0	43	1	LAC 30	Fumble
2	6:16	6:06	0:10	Kickoff	KC 30	1	0	0	0	0	KC 30	Interception
3	3:53	2:25	1:28	Kickoff	KC 30	3	-2	0	-2	0	KC 28	Punt
4	14:44	13:18	1:26	Punt	KC 35	3	14	-5	9	0	KC 44	Punt
5	11:22	5:41	5:41	Punt	KC 35	9	15	0	15	2	50	Punt
6	4:14	4:06	0:08	Punt	KC 46	1	54	0	54	1	KC 46	Touchdown
7	3:12	0:00	3:12	Punt	KC 24	10	49	-20	29	2	LAC 47	Missed FG
8	11:46	6:26	5:20	Missed FG	KC 45	10	42	-5	37	2	* LAC 18	Field Goal
9	13:32	9:24	4:08	Downs	KC 3	8	44	-10	34	2	KC 37	Punt
10	8:16	6:04	2:12	Punt	KC 40	5	54	6	60	5	* LAC 2	Touchdown
11	3:15	0:00	3:15	Punt	KC 4	6	16	0	16	1	KC 21	End of Game

(322) Average KC 29

**Los Angeles Chargers**

#	Time Recd	Time Lost	Time Poss	How Ball Obtained	Drive Began	# Play	Yds Gain	Yds Pen	Net Yds	1st Down	Last Scrm	How Given Up
1	12:52	6:16	6:36	Fumble	LAC 26	10	74	0	74	5	* KC 7	Touchdown
2	6:06	3:53	2:13	Interception	KC 20	4	13	-25	-12	0	KC 32	Field Goal
3	2:25	14:44	2:41	Punt	LAC 19	4	8	-5	3	1	LAC 22	Punt
4	13:18	11:22	1:56	Punt	LAC 6	3	9	0	9	0	LAC 15	Punt
5	5:41	4:14	1:27	Punt	LAC 2	3	1	-1	0	0	LAC 2	Punt
6	4:06	3:12	0:54	Kickoff	LAC 30	3	-8	-5	-13	0	LAC 17	Punt
7	15:00	11:46	3:14	Kickoff	LAC 30	6	42	-9	33	1	KC 37	Missed FG
8	6:26	13:32	7:54	Kickoff	LAC 30	14	67	0	67	4	* KC 3	Downs
9	9:24	8:16	1:08	Punt	LAC 15	3	1	0	1	0	LAC 16	Punt
10	6:04	3:15	2:49	Kickoff	LAC 30	5	11	0	11	1	LAC 41	Punt

(268) Average LAC 27

**\* inside opponent's 20**

Time of Possession by Quarter		1st	2nd	3rd	4th	OT	Total
<b>Visitor</b>	Kansas City Chiefs	3:46	10:27	5:20	9:35		29:08
<b>Home</b>	Los Angeles Chargers	11:14	4:33	9:40	5:25		30:52
<b>Kickoff Drive No.-Start Average</b>		Chiefs: 3 - KC 30		Chargers: 4 - LAC 30			

**Kansas City Chiefs vs Los Angeles Chargers**  
**9/29/2024 at SoFi Stadium**

# Final Defensive Statistics

Kansas City Chiefs	Regular Defensive Plays											Special Teams					Misc				
	TKL	AST	COMB	SK	/ YDS	TFL	Q	IN	PD	FF	FR	TKL	AST	FF	FR	BL	TKL	AST	FF	FR	
D. Tranquill	7	3	10	0	0	1	1	0	0	0	0	0	0	0	0	0	0	0	0	0	0
T. McDuffie	3	3	6	0	0	1	1	0	1	0	0	0	0	0	0	0	0	0	0	0	0
B. Cook	4	1	5	0	0	0	0	0	0	0	0	0	0	0	0	0	0	0	0	0	0
N. Bolton	4	1	5	0	0	0	0	0	0	0	0	0	0	0	0	0	0	0	0	0	0
C. Jones	3	1	4	2	10	2	3	0	0	0	0	0	0	0	0	0	0	0	0	0	0
C. Conner	3	0	3	0	0	0	0	0	0	0	0	0	0	0	0	0	0	0	0	0	0
L. Chenal	3	0	3	0	0	1	0	0	0	0	0	0	0	0	0	0	0	0	0	0	0
G. Karlaftis	2	1	3	0	0	0	1	0	0	0	0	0	0	0	0	0	0	0	0	0	0
Ja. Watson	2	1	3	0	0	0	0	0	2	0	0	0	0	0	0	0	0	0	0	0	0
M. Herring	2	0	2	0	0	0	1	0	0	0	0	0	0	0	0	0	0	0	0	0	0
F. Anudike-Uzomah	1	1	2	0	0	0	2	0	0	0	0	0	0	0	0	0	0	0	0	0	0
M. Pannel	1	1	2	0	0	0	0	0	0	0	0	0	0	0	0	0	0	0	0	0	0
N. Johnson	0	2	2	0	0	0	0	0	0	0	0	0	0	0	0	0	0	0	0	0	0
J. Reid	0	1	1	0	0	0	0	0	1	0	0	0	0	0	0	0	0	0	0	0	0
T. Wharton	0	0	0	0	0	0	1	0	0	0	0	0	0	0	0	0	0	0	0	0	0
R. Rice	0	0	0	0	0	0	0	0	0	0	0	0	0	0	0	0	1	0	1	0	0
<b>Total</b>	<b>35</b>	<b>16</b>	<b>51</b>	<b>2</b>	<b>10</b>	<b>5</b>	<b>10</b>	<b>0</b>	<b>4</b>	<b>0</b>	<b>0</b>	<b>0</b>	<b>0</b>	<b>0</b>	<b>0</b>	<b>0</b>	<b>1</b>	<b>0</b>	<b>1</b>	<b>0</b>	<b>0</b>

**TKL = Tackle AST = Assist COMB = Combined QH=QB Hit IN = Interception PD = Pass Defense FF = Forced Fumble FR = Fumble Recovery**

Los Angeles Chargers	Regular Defensive Plays											Special Teams					Misc				
	TKL	AST	COMB	SK	/ YDS	TFL	QH	IN	PD	FF	FR	TKL	AST	FF	FR	BL	TKL	AST	FF	FR	
D. Perryman	6	2	8	0	0	0	0	0	0	0	0	0	0	0	0	0	0	0	0	0	0
E. Molden	5	3	8	0	0	0	0	0	0	0	1	0	0	0	0	0	0	0	0	0	0
D. Henley	4	3	7	0	0	0	0	0	0	0	0	0	0	0	0	0	0	0	0	0	0
T. Still	3	2	5	0.5	4.5	0	1	0	0	0	0	0	0	0	0	0	0	0	0	0	0
K. Mack	2	3	5	0	0	0	0	0	1	0	0	0	0	0	0	0	0	0	0	0	0
A. Samuel	4	0	4	0	0	0	0	0	0	0	0	0	0	0	0	0	0	0	0	0	0
T. Tuipulotu	1	3	4	0	0	0	0	0	1	1	0	0	0	0	0	0	0	0	0	0	0
O. Ogbornia	1	2	3	0	0	0	0	0	1	0	0	0	0	0	0	0	0	0	0	0	0
A. Gilman	0	3	3	0	0	0	0	0	0	0	0	0	0	0	0	0	0	0	0	0	0
B. Dupree	2	0	2	2	8	2	2	0	0	0	0	0	0	0	0	0	0	0	0	0	0
A. Finley	2	0	2	0	0	0	0	0	0	0	0	0	0	0	0	0	0	0	0	0	0
K. Fulton	1	1	2	0	0	0	0	1	2	0	0	0	0	0	0	0	0	0	0	0	0
P. Ford	1	1	2	0	0	0	0	0	0	0	0	0	0	0	0	0	0	0	0	0	0
T. Dye	0	2	2	0.5	4.5	0	1	0	0	0	0	1	0	0	0	0	0	0	0	0	0
T. Tart	0	2	2	0	0	0	0	0	0	0	0	0	0	0	0	0	0	0	0	0	0
M. Fox	1	0	1	0	0	0	0	0	0	0	0	0	0	0	0	0	0	0	0	0	0
C. Hart	0	0	0	0	0	0	0	0	0	0	0	1	0	0	0	0	0	0	0	0	0
S. Fehoko	0	0	0	0	0	0	0	0	0	0	0	1	0	0	0	0	0	0	0	0	0
G. Edwards	0	0	0	0	0	0	0	0	0	0	0	0	0	0	0	0	0	0	0	1	0
<b>Total</b>	<b>33</b>	<b>27</b>	<b>60</b>	<b>3</b>	<b>17</b>	<b>2</b>	<b>4</b>	<b>1</b>	<b>5</b>	<b>1</b>	<b>1</b>	<b>3</b>	<b>0</b>	<b>0</b>	<b>0</b>	<b>0</b>	<b>0</b>	<b>0</b>	<b>0</b>	<b>1</b>	<b>1</b>





Play By Play

# First Quarter

9/29/2024

LAC wins the coin toss and elects to defer. KC elects to Receive, and LAC elects to defend the south goal.

C.Dicker kicks 65 yards from LAC 35 to end zone, Touchback to the KC 30.

**Kansas City Chiefs at 15:00**

- 1-10-KC 30 (15:00) (Shotgun) P.Mahomes pass short right to C.Steele to KC 30 for no gain (P.Ford).
- 2-10-KC 30 (14:20) P.Mahomes pass short right to N.Gray to KC 32 for 2 yards (D.Henley).
- 3-8-KC 32 (13:35) (Shotgun) P.Mahomes pass deep right to T.Kelce to LAC 30 for 38 yards (A.Finley). P1
- 1-10-LAC 30 (12:59) C.Steele up the middle to LAC 27 for 3 yards (T.Tuipulotu). FUMBLES (T.Tuipulotu), RECOVERED by LAC-E.Molden at LAC 26.

**Los Angeles Chargers at 12:52**

- 1-10-LAC 26 (12:52) (Shotgun) J.Herbert pass short right to L.McConkey to LAC 31 for 5 yards (T.McDuffie; D.Tranquill).
- 2-5-LAC 31 (12:07) Q.Johnston left end pushed ob at LAC 35 for 4 yards (B.Cook).
- 3-1-LAC 35 (11:15) G.Edwards up the middle to LAC 40 for 5 yards (N.Bolton, B.Cook). R1  
Timeout #1 by LAC at 10:36.
- 1-10-LAC 40 (10:36) (Shotgun) J.Dobbins up the middle to KC 48 for 12 yards (N.Bolton). R2
- 1-10-KC 48 (9:55) (Shotgun) J.Dobbins left guard to KC 48 for no gain (M.Herring, D.Tranquill).
- 2-10-KC 48 (9:18) (Shotgun) J.Herbert pass short left to W.Dissly to KC 26 for 22 yards (B.Cook). P3
- 1-10-KC 26 (8:33) (Shotgun) J.Dobbins right guard to KC 24 for 2 yards (M.Pennel).
- 2-8-KC 24 (7:47) (Shotgun) J.Herbert pass short right to L.McConkey to KC 9 for 15 yards (Ja.Watson). P4
- 1-9-KC 9 (7:00) (Shotgun) G.Edwards left tackle to KC 7 for 2 yards (D.Tranquill, N.Johnson).
- 2-7-KC 7 **(6:21) (Shotgun) J.Herbert pass short middle to L.McConkey for 7 yards, TOUCHDOWN [M.Herring].** P5  
C.Dicker extra point is GOOD, Center-J.Harris, Holder-J.Scott.

Timeout at 06:16.

**KC 0 LAC 7, 10 plays, 74 yards, 6:36 drive, 8:44 elapsed**

C.Dicker kicks 65 yards from LAC 35 to end zone, Touchback to the KC 30.

**Kansas City Chiefs at 6:16**

- 1-10-KC 30 (6:16) (Shotgun) P.Mahomes pass deep left intended for T.Kelce INTERCEPTED by K.Fulton at KC 49. K.Fulton to KC 20 for 29 yards (R.Rice). FUMBLES (R.Rice), RECOVERED by KC-C.Humphrey at KC 20. KC-R.Rice was injured during the play. The Replay Official reviewed the ball was inbounds ruling, and the play was REVERSED. (Shotgun) P.Mahomes pass deep left intended for T.Kelce INTERCEPTED by K.Fulton at KC 49. K.Fulton to KC 20 for 29 yards (R.Rice). FUMBLES (R.Rice), ball out of bounds at KC 20.

**Los Angeles Chargers at 6:06**

- 1-10-KC 20 (6:06) (Shotgun) G.Edwards left end to KC 19 for 1 yard (N.Bolton; D.Tranquill).  
*PENALTY on LAC-S.Mustipher, Chop Block, 15 yards, enforced at KC 20 - No Play.*
- 1-25-KC 35 (5:38) (Shotgun) J.Herbert pass short right to H.Hurst ran ob at KC 29 for 6 yards.
- 2-19-KC 29 (5:07) J.Herbert pass incomplete short left to J.Dobbins (G.Karlaftis) [G.Karlaftis].  
*PENALTY on LAC-J.Salyer, Offensive Holding, 10 yards, enforced at KC 29 - No Play.*
- 2-29-KC 39 (5:03) (Shotgun) J.Dobbins up the middle to KC 35 for 4 yards (G.Karlaftis).
- 3-25-KC 35 (4:32) J.Dobbins left end pushed ob at KC 32 for 3 yards (C.Conner, T.McDuffie).
- 4-22-KC 32 **(3:58) C.Dicker 50 yard field goal is GOOD, Center-J.Harris, Holder-J.Scott.**

Timeout at 03:53.

**KC 0 LAC 10, 4 plays, -12 yards, 2:13 drive, 11:07 elapsed**

**Kansas City Chiefs**

\*\* Injury Update: KC-R.Rice return is Questionable.

C.Dicker kicks 65 yards from LAC 35 to end zone, Touchback to the KC 30.

**Kansas City Chiefs at 3:53**

- 1-10-KC 30 (3:53) (Shotgun) C.Steele left end to KC 33 for 3 yards (A.Samuel).
- 2-7-KC 33 (3:18) (Shotgun) P.Mahomes pass incomplete short middle to C.Steele (O.Ogbonnia).
- 3-7-KC 33 (3:12) (Shotgun) P.Mahomes sacked at KC 28 for -5 yards (B.Dupree).
- 4-12-KC 28 (2:35) M.Araiza punts 53 yards to LAC 19, Center-J.Winchester, downed by KC-N.Johnson.

Timeout at 02:25.

**Los Angeles Chargers at 2:25**

- 1-10-LAC 19 (2:25) (Shotgun) J.Herbert pass short left to J.Dobbins pushed ob at LAC 30 for 11 yards (D.Tranquill). P6
- 1-10-LAC 30 (1:44) (Shotgun) J.Herbert FUMBLES (Aborted) at LAC 24, recovered by LAC-G.Edwards at LAC 24. G.Edwards to LAC 24 for no gain (D.Tranquill).

**Kansas City Chiefs vs Los Angeles Chargers at SoFi Stadium**

2-16-LAC 24 (1:00) (Shotgun) PENALTY on LAC-T.Pipkins, False Start, 5 yards, enforced at LAC 24 - No Play.

\*\* Injury Update: KC-R.Rice is Out of the game.

2-21-LAC 19 (:38) (Shotgun) J.Herbert pass short left to L.McConkey to LAC 22 for 3 yards (N.Bolton).

**END OF QUARTER**

	Score	Time Poss	First Downs				Efficiencies	
			R	P	X	T	3 Down	4 Down
<b>Kansas City Chiefs</b>	<b>0</b>	<b>3:46</b>	<b>0</b>	<b>1</b>	<b>0</b>	<b>1</b>	<b>1/2</b>	<b>0/0</b>
<b>Los Angeles Chargers</b>	<b>10</b>	<b>11:14</b>	<b>2</b>	<b>4</b>	<b>0</b>	<b>6</b>	<b>1/2</b>	<b>0/0</b>



# Second Quarter

9/29/2024

## Play By Play

Los Angeles Chargers continued.

- 3-18-LAC 22 (15:00) (Shotgun) J.Herbert pass incomplete short right to J.Palmer [F.Anudike-Uzomah].
- 4-18-LAC 22 (14:55) J.Scott punts 48 yards to KC 30, Center-J.Harris. M.Hardman to KC 35 for 5 yards (C.Hart).

### Kansas City Chiefs at 14:44

- 1-10-KC 35 (14:44) (Shotgun) *PENALTY on KC-J.Taylor, False Start, 5 yards, enforced at KC 35 - No Play.*
- 1-15-KC 30 (14:44) (Shotgun) K.Hunt up the middle to KC 39 for 9 yards (D.Henley; A.Gilman).
- 2-6-KC 39 (14:09) (Shotgun) P.Mahomes pass short right to T.Kelce to KC 44 for 5 yards (E.Molden).
- 3-1-KC 44 (13:28) (Shotgun) P.Mahomes pass incomplete short right to S.Moore.
- 4-1-KC 44 (13:25) M.Araiza punts 50 yards to LAC 6, Center-J.Winchester, fair catch by D.Davis.

Timeout at 13:18.

### Los Angeles Chargers at 13:18

- 1-10-LAC 6 (13:18) J.Herbert pass short right to W.Dissly to LAC 8 for 2 yards (L.Chenal).
- 2-8-LAC 8 (12:33) (Shotgun) J.Herbert pass short right to S.Matlock pushed ob at LAC 15 for 7 yards (D.Tranquill).
- 3-1-LAC 15 (12:04) (Shotgun) J.Dobbins left guard to LAC 15 for no gain (Ja.Watson, D.Tranquill).
- 4-1-LAC 15 (11:29) J.Scott punts 50 yards to KC 35, Center-J.Harris, fair catch by M.Hardman.

Timeout at 11:22.

### Kansas City Chiefs at 11:22

- 1-10-KC 35 (11:22) (Shotgun) K.Hunt left end to KC 36 for 1 yard (K.Fulton, K.Mack).
- 2-9-KC 36 (10:45) (Shotgun) P.Mahomes pass short right to T.Kelce to KC 44 for 8 yards (D.Perryman).
- 3-1-KC 44 (10:14) K.Hunt up the middle to KC 47 for 3 yards (D.Perryman; T.Tuipulotu). R2
- 1-10-KC 47 (9:42) (Shotgun) P.Mahomes pass short left to T.Kelce to LAC 48 for 5 yards (D.Perryman).
- 2-5-LAC 48 (9:08) (Shotgun) K.Hunt left guard to LAC 46 for 2 yards (D.Perryman, O.Ogbonnia).
- 3-3-LAC 46 (8:28) (Shotgun) S.Perine up the middle to LAC 42 for 4 yards (M.Fox). R3
- 1-10-LAC 42 (7:56) S.Perine up the middle to LAC 38 for 4 yards (E.Molden, D.Henley).
- 2-6-LAC 38 (7:19) (Shotgun) P.Mahomes sacked ob at LAC 41 for -3 yards (B.Dupree).
- 3-9-LAC 41 (6:36) (Shotgun) P.Mahomes sacked at 50 for -9 yards (sack split by T.Still and T.Dye).
- 4-18-50 (5:52) M.Araiza punts 48 yards to LAC 2, impetus ends at LAC 1, Center-J.Winchester, downed by KC-N.Johnson.

Timeout at 05:41.

### Los Angeles Chargers at 5:41

- 1-10-LAC 2 (5:41) (Shotgun) J.Dobbins right guard to LAC 3 for 1 yard (C.Conner).
- 2-9-LAC 3 (5:00) (Shotgun) *PENALTY on LAC-J.Salyer, False Start, 1 yard, enforced at LAC 3 - No Play.*
- 2-10-LAC 2 (4:34) J.Herbert pass incomplete deep left to Q.Johnston.
- 3-10-LAC 2 (4:27) (Shotgun) J.Herbert pass incomplete short right to W.Dissly (T.McDuffie) [T.McDuffie].
- 4-10-LAC 2 (4:24) J.Scott punts 50 yards to KC 48, Center-J.Harris. M.Hardman to KC 46 for -2 yards (S.Fehoko).

Timeout at 04:14.

### Kansas City Chiefs at 4:14

- 1-10-KC 46 (4:14) (Shotgun) **P.Mahomes pass deep left to X.Worthy for 54 yards, TOUCHDOWN.** P4  
*Penalty on LAC-K.Fulton, Defensive Pass Interference, declined.*  
 H.Butker extra point is GOOD, Center-J.Winchester, Holder-M.Araiza.

Timeout at 04:06.

**KC 7 LAC 10, 1 plays, 54 yards, 0:08 drive, 10:54 elapsed**

H.Butker kicks 65 yards from KC 35 to end zone, Touchback to the LAC 30.

### Los Angeles Chargers at 4:06

- 1-10-LAC 30 (4:06) (Shotgun) *PENALTY on LAC-S.Matlock, False Start, 5 yards, enforced at LAC 30 - No Play.*
- 1-15-LAC 25 (4:06) (Shotgun) J.Herbert pass incomplete short left to Q.Johnston.
- 2-15-LAC 25 (4:04) (Shotgun) J.Herbert right guard to LAC 23 for -2 yards (L.Chenal).
- 3-17-LAC 23 (3:28) (Shotgun) J.Herbert sacked at LAC 17 for -6 yards (C.Jones).  
*Penalty on LAC-T.Pipkins, Face Mask, declined.*
- 4-23-LAC 17 (3:21) J.Scott punts 59 yards to KC 24, Center-J.Harris, out of bounds.

### Kansas City Chiefs at 3:12

**Kansas City Chiefs vs Los Angeles Chargers at SoFi Stadium**

- 1-10-KC 24 (3:12) (Shotgun) P.Mahomes pass incomplete short right to K.Hunt (T.Tuipulotu).
- 2-10-KC 24 (3:08) (Shotgun) P.Mahomes scrambles right end pushed ob at KC 27 for 3 yards (D.Perryman).  
*PENALTY on KC-J.Taylor, Offensive Holding, 10 yards, enforced at KC 24 - No Play.*
- 2-20-KC 14 (2:45) (Shotgun) K.Hunt left tackle to KC 24 for 10 yards (K.Fulton; A.Gilman).

Two-Minute Warning

- 3-10-KC 24 (2:00) (Shotgun) P.Mahomes pass deep middle to T.Kelce to KC 42 for 18 yards (E.Molden). P5
- 1-10-KC 42 (1:42) (No Huddle, Shotgun) P.Mahomes pass short right to N.Gray to KC 49 for 7 yards (T.Still; D.Henley).
- 2-3-KC 49 (1:24) (No Huddle, Shotgun) P.Mahomes pass short left to N.Gray to LAC 49 for 2 yards (T.Still).  
Timeout #2 by LAC at 00:49.
- 3-1-LAC 49 (:49) (Shotgun) S.Perine up the middle to LAC 47 for 2 yards (T.Dye; K.Mack). R6  
Timeout #1 by KC at 00:45.
- 1-10-LAC 47 (:45) (Shotgun) P.Mahomes pass incomplete short right.
- 2-10-LAC 47 (:38) (Shotgun) P.Mahomes pass short right to N.Gray pushed ob at LAC 40 for 7 yards (T.Still).  
*PENALTY on KC-T.Smith, Offensive Holding, 10 yards, enforced at LAC 47 - No Play.*
- 2-20-KC 43 (:32) (Shotgun) P.Mahomes pass incomplete short right to S.Moore.
- 3-20-KC 43 (:26) (Shotgun) P.Mahomes pass short middle to Ju.Watson to LAC 47 for 10 yards (T.Still).  
Timeout #3 by LAC at 00:04.
- 4-10-LAC 47 (:04) H.Butker 65 yard field goal is No Good, Short, Center-J.Winchester, Holder-M.Araiza.

**END OF QUARTER**

	Score	Time Poss	First Downs				Efficiencies	
			R	P	X	T	3 Down	4 Down
<b>Kansas City Chiefs</b>	<b>7</b>	<b>10:27</b>	<b>3</b>	<b>2</b>	<b>0</b>	<b>5</b>	<b>4/7</b>	<b>0/0</b>
<b>Los Angeles Chargers</b>	<b>10</b>	<b>4:33</b>	<b>0</b>	<b>0</b>	<b>0</b>	<b>0</b>	<b>0/4</b>	<b>0/0</b>

# Third Quarter

## Play By Play

LAC elects to Receive, and KC elects to defend the North goal.

H.Butker kicks 65 yards from KC 35 to end zone, Touchback to the LAC 30.

### Los Angeles Chargers at 15:00

- 1-10-LAC 30 (15:00) (Shotgun) J.Dobbins up the middle to LAC 34 for 4 yards (C.Jones).
- 2-6-LAC 34 (14:20) (Shotgun) J.Dobbins right end to LAC 37 for 3 yards (N.Bolton).  
*PENALTY on LAC, Illegal Formation, 4 yards, enforced at LAC 34 - No Play.*
- 2-10-LAC 30 (13:52) (Shotgun) J.Herbert pass short middle to L.McConkey pushed ob at KC 33 for 37 yards (B.Cook) [C.Jones]. P7
- 1-10-KC 33 (13:09) *PENALTY on LAC-S.Mustipher, False Start, 5 yards, enforced at KC 33 - No Play.*
- 1-15-KC 38 (12:43) (Shotgun) J.Dobbins up the middle to KC 37 for 1 yard (D.Tranquill).
- 2-14-KC 37 (12:01) (Shotgun) J.Herbert pass incomplete deep left to Q.Johnston.
- 3-14-KC 37 (11:56) (Shotgun) J.Herbert pass incomplete short left to Q.Johnston (Ja.Watson, J.Reid).
- 4-14-KC 37 (11:51) C.Dicker 55 yard field goal is No Good, Wide Right, Center-J.Harris, Holder-J.Scott.

Timeout at 11:46.

### Kansas City Chiefs at 11:46

- 1-10-KC 45 (11:46) (Shotgun) K.Hunt up the middle to KC 49 for 4 yards (D.Perryman).
- 2-6-KC 49 (11:10) (Shotgun) P.Mahomes pass short left to T.Kelce to LAC 47 for 4 yards (D.Henley).
- 3-2-LAC 47 (10:27) (Shotgun) P.Mahomes pass short right to X.Worthy to LAC 43 for 4 yards (T.Still). P7
- 1-10-LAC 43 (9:51) (Shotgun) K.Hunt up the middle to LAC 39 for 4 yards (T.Tart; K.Mack).
- 2-6-LAC 39 (9:12) (Shotgun) *PENALTY on KC-J.Taylor, False Start, 5 yards, enforced at LAC 39 - No Play.*
- 2-11-LAC 44 (8:56) (Shotgun) P.Mahomes pass incomplete short middle to Ju.Watson (K.Fulton).
- 3-11-LAC 44 (8:50) (Shotgun) P.Mahomes pass deep middle to Ju.Watson to LAC 27 for 17 yards (E.Molden). P8  
Los Angeles Chargers challenged the pass completion ruling, and the play was Upheld. The ruling on the field stands. (Timeout #1.)
- 1-10-LAC 27 (8:04) P.Mahomes pass incomplete short right to C.Steele.
- 2-10-LAC 27 (7:57) (Shotgun) P.Mahomes pass short right to K.Hunt pushed ob at LAC 20 for 7 yards (D.Henley).
- 3-3-LAC 20 (7:18) (Shotgun) P.Mahomes scrambles up the middle to LAC 18 for 2 yards (K.Mack).
- 4-1-LAC 18 (6:30) **H.Butker 37 yard field goal is GOOD, Center-J.Winchester, Holder-M.Araiza.**

Timeout at 06:26.

**KC 10 LAC 10, 10 plays, 37 yards, 5:20 drive, 8:34 elapsed**

H.Butker kicks 65 yards from KC 35 to end zone, Touchback to the LAC 30.

### Los Angeles Chargers at 6:26

- 1-10-LAC 30 (6:26) (Shotgun) J.Herbert pass deep right to J.Palmer to KC 44 for 26 yards (B.Cook). P8
- 1-10-KC 44 (5:41) (Shotgun) G.Edwards right tackle to KC 40 for 4 yards (T.McDuffie).
- 2-6-KC 40 (5:03) (Shotgun) G.Edwards right guard to KC 35 for 5 yards (D.Tranquill, N.Bolton).
- 3-1-KC 35 (4:24) J.Herbert up the middle to KC 33 for 2 yards (L.Chenal). R9
- 1-10-KC 33 (3:46) (Shotgun) J.Dobbins up the middle to KC 29 for 4 yards (G.Karlaftis).
- 2-6-KC 29 (3:05) (Shotgun) J.Dobbins right guard to KC 29 for no gain (G.Karlaftis; M.Pennel).
- 3-6-KC 29 (2:19) (Shotgun) J.Herbert pass short left to J.Palmer to KC 23 for 6 yards (C.Conner). P10  
*Penalty on KC-F.Anudike-Uzomah, Defensive Offside, declined.*
- 1-10-KC 23 (1:49) (Shotgun) J.Herbert pass incomplete deep middle to L.McConkey.
- 2-10-KC 23 (1:42) (Shotgun) G.Edwards up the middle to KC 21 for 2 yards (F.Anudike-Uzomah).
- 3-8-KC 21 (:59) (Shotgun) J.Herbert pass short middle to Q.Johnston to KC 12 for 9 yards (T.McDuffie). P11
- 1-10-KC 12 (:16) (Shotgun) J.Dobbins right tackle to KC 12 for no gain (D.Tranquill).

### END OF QUARTER

	Score	Time Poss	First Downs				Efficiencies	
			R	P	X	T	3 Down	4 Down
<b>Kansas City Chiefs</b>	<b>10</b>	<b>5:20</b>	<b>0</b>	<b>2</b>	<b>0</b>	<b>2</b>	<b>2/3</b>	<b>0/0</b>
<b>Los Angeles Chargers</b>	<b>10</b>	<b>9:40</b>	<b>1</b>	<b>4</b>	<b>0</b>	<b>5</b>	<b>3/4</b>	<b>0/0</b>

# Fourth Quarter

9/29/2024

## Play By Play

Los Angeles Chargers continued.

- 2-10-KC 12 (15:00) (Shotgun) J.Herbert pass short left to J.Dobbins to KC 7 for 5 yards (T.McDuffie; N.Johnson) [G.Karlaftis].
- 3-5-KC 7 (14:14) (Shotgun) J.Herbert pass short right to J.Palmer to KC 3 for 4 yards (N.Bolton).  
Timeout #2 by LAC at 13:37.
- 4-1-KC 3 (13:37) (Shotgun) J.Herbert pass incomplete short middle to H.Hurst [F.Anudike-Uzomah].  
*Penalty on LAC-S.Mustipher, Offensive Holding, declined.*

Timeout at 13:32.

### Kansas City Chiefs at 13:32

- 1-10-KC 3 (13:32) K.Hunt right guard to KC 9 for 6 yards (D.Perryman, T.Tuipulotu).
- 2-4-KC 9 (12:57) (Shotgun) K.Hunt right tackle to KC 16 for 7 yards (P.Ford; D.Perryman). R9
- 1-10-KC 16 (12:23) (Shotgun) K.Hunt up the middle to KC 21 for 5 yards (O.Ogbonnia).
- 2-5-KC 21 (11:45) (Shotgun) S.Perine right guard to KC 23 for 2 yards (T.Tuipulotu; T.Tart).
- 3-3-KC 23 (11:09) (Shotgun) P.Mahomes scrambles right end pushed ob at KC 36 for 13 yards (A.Samuel). R10
- 1-10-KC 36 (10:37) K.Hunt right end to KC 42 for 6 yards (D.Henley, A.Samuel). LAC-T.Tart was injured during the play.  
*PENALTY on KC-N.Gray, Offensive Holding, 10 yards, enforced at KC 36 - No Play.*
- 1-20-KC 26 (10:24) (Shotgun) P.Mahomes pass incomplete short left to X.Worthy (K.Mack).
- 2-20-KC 26 (10:21) (Shotgun) P.Mahomes pass short right to T.Kelce to KC 37 for 11 yards (A.Samuel) [B.Dupree].
- 3-9-KC 37 (9:38) (Shotgun) P.Mahomes pass incomplete short right to T.Kelce.
- 4-9-KC 37 (9:31) M.Araiza punts 48 yards to LAC 15, Center-J.Winchester, fair catch by D.Davis.

Timeout at 09:24.

### Los Angeles Chargers at 9:24

- 1-10-LAC 15 (9:24) G.Edwards left tackle to LAC 16 for 1 yard (M.Herring).
- 2-9-LAC 16 (8:41) (Shotgun) J.Herbert pass incomplete deep left to J.Dobbins.
- 3-9-LAC 16 (8:32) (Shotgun) J.Herbert pass incomplete short right to L.McConkey (Ja.Watson) [T.Wharton].
- 4-9-LAC 16 (8:27) J.Scott punts 56 yards to KC 28, Center-J.Harris. M.Hardman to KC 40 for 12 yards (T.Dye).

Timeout at 08:16.

### Kansas City Chiefs at 8:16

- 1-10-KC 40 (8:16) P.Mahomes pass deep middle to N.Gray to LAC 31 for 29 yards (E.Molden; A.Gilman). P11
  - 1-10-LAC 31 (7:37) (Shotgun) K.Hunt right end to LAC 22 for 9 yards (D.Perryman, E.Molden). X12  
*PENALTY on LAC-O.Ogbonnia, Defensive Holding, 5 yards, enforced at LAC 22.*
  - 1-10-LAC 17 (7:17) K.Hunt right end to LAC 12 for 5 yards (D.Henley, E.Molden). LAC-D.Henley was injured during the play.
- Timeout at 07:06.
- 2-5-LAC 12 (6:52) (Shotgun) P.Mahomes pass short middle to K.Hunt to LAC 3 for 9 yards (A.Finley). P13
  - 1-3-LAC 3 (6:14) (Shotgun) P.Mahomes pass incomplete short left [K.Mack]. X14  
*PENALTY on LAC-A.Gilman, Defensive Holding, 1 yard, enforced at LAC 3 - No Play.*
  - 1-2-LAC 2 (6:08) **S.Perine up the middle for 2 yards, TOUCHDOWN.** R15  
H.Butker extra point is GOOD, Center-J.Winchester, Holder-M.Araiza.

Timeout at 06:04.

**KC 17 LAC 10, 5 plays, 60 yards, 2 penalties, 2:12 drive, 8:56 elapsed**

H.Butker kicks 65 yards from KC 35 to end zone, Touchback to the LAC 30.

### Los Angeles Chargers at 6:04

- 1-10-LAC 30 (6:04) (Shotgun) J.Dobbins right guard to LAC 32 for 2 yards (C.Jones; F.Anudike-Uzomah).
- 2-8-LAC 32 (5:29) (Shotgun) J.Herbert pass short middle to J.Dobbins to LAC 46 for 14 yards (Ja.Watson; J.Reid). P12
- 1-10-LAC 46 (4:43) (Shotgun) J.Dobbins up the middle to LAC 45 for -1 yards (T.McDuffie).
- 2-11-LAC 45 (4:06) J.Herbert pass incomplete short middle to H.Hurst [D.Tranquill].
- 3-11-LAC 45 (4:01) (Shotgun) J.Herbert sacked at LAC 41 for -4 yards (C.Jones).
- 4-15-LAC 41 (3:26) J.Scott punts 55 yards to KC 4, Center-J.Harris, downed by LAC-S.Fehoko.

### Kansas City Chiefs at 3:15

- 1-10-KC 4 (3:15) K.Hunt up the middle to KC 8 for 4 yards (E.Molden, O.Ogbonnia). \*\* Injury Update: LAC-T.Tart has returned to the game. \*\* Injury Update: LAC-D.Henley has returned to the game.  
Timeout #3 by LAC at 03:08.

**Kansas City Chiefs vs Los Angeles Chargers at SoFi Stadium**

2-6-KC 8 (3:08) K.Hunt right tackle to KC 8 for no gain (K.Mack).  
 3-6-KC 8 (2:22) (Shotgun) P.Mahomes pass short middle to X.Worthy to KC 23 for 15 yards (A.Samuel).

Two-Minute Warning

1-10-KC 23 (2:00) P.Mahomes kneels to KC 22 for -1 yards.  
 2-11-KC 22 (1:18) P.Mahomes kneels to KC 21 for -1 yards.  
 3-12-KC 21 (:38) P.Mahomes kneels to KC 20 for -1 yards.

<b>END OF QUARTER</b>	<b>Score</b>	<b>Time Poss</b>	<b>First Downs</b>				<b>Efficiencies</b>	
			<b>R</b>	<b>P</b>	<b>X</b>	<b>T</b>	<b>3 Down</b>	<b>4 Down</b>
<b>Kansas City Chiefs</b>	<b>17</b>	<b>9:35</b>	<b>3</b>	<b>3</b>	<b>2</b>	<b>8</b>	<b>2/4</b>	<b>0/0</b>
<b>Los Angeles Chargers</b>	<b>10</b>	<b>5:25</b>	<b>0</b>	<b>1</b>	<b>0</b>	<b>1</b>	<b>0/3</b>	<b>0/1</b>

# Miscellaneous Statistics Report

Kansas City Chiefs vs Los Angeles Chargers  
9/29/2024 at SoFi Stadium

## Ten Longest Plays for Kansas City Chiefs

Yards	Qtr	Play Start	Play Description
54	2	1-10-KC 46	(4:14) (Shotgun) P.Mahomes pass deep left to X.Worthy for 54 yards, TOUCHDOWN. Penalty on LAC-K.Fulton, Defensive Pass Interference, declined.
38	1	3-8-KC 32	(13:35) (Shotgun) P.Mahomes pass deep right to T.Kelce to LAC 30 for 38 yards (A.Finley).
29	4	1-10-KC 40	(8:16) P.Mahomes pass deep middle to N.Gray to LAC 31 for 29 yards (E.Molden; A.Gilman).
18	2	3-10-KC 24	(2:00) (Shotgun) P.Mahomes pass deep middle to T.Kelce to KC 42 for 18 yards (E.Molden).
17	3	3-11-LAC 44	(8:50) (Shotgun) P.Mahomes pass deep middle to Ju.Watson to LAC 27 for 17 yards (E.Molden). Los Angeles Chargers challenged the pass completion ruling, and the play was Upheld. The ruling on the field stands. (Timeout #1.)
15	4	3-6-KC 8	(2:22) (Shotgun) P.Mahomes pass short middle to X.Worthy to KC 23 for 15 yards (A.Samuel).
14	4	1-10-LAC 31	(7:37) (Shotgun) K.Hunt right end to LAC 22 for 9 yards (D.Perryman, E.Molden). PENALTY on LAC-O.Ogbonnia, Defensive Holding, 5 yards, enforced at LAC 22.
13	4	3-3-KC 23	(11:09) (Shotgun) P.Mahomes scrambles right end pushed ob at KC 36 for 13 yards (A.Samuel).
11	4	2-20-KC 26	(10:21) (Shotgun) P.Mahomes pass short right to T.Kelce to KC 37 for 11 yards (A.Samuel) [B.Dupree].
10	2	2-20-KC 14	(2:45) (Shotgun) K.Hunt left tackle to KC 24 for 10 yards (K.Fulton; A.Gilman).

## Ten Longest Plays for Los Angeles Chargers

Yards	Qtr	Play Start	Play Description
37	3	2-10-LAC 30	(13:52) (Shotgun) J.Herbert pass short middle to L.McConkey pushed ob at KC 33 for 37 yards (B.Cook) [C.Jones].
26	3	1-10-LAC 30	(6:26) (Shotgun) J.Herbert pass deep right to J.Palmer to KC 44 for 26 yards (B.Cook).
22	1	2-10-KC 48	(9:18) (Shotgun) J.Herbert pass short left to W.Dissly to KC 26 for 22 yards (B.Cook).
15	1	2-8-KC 24	(7:47) (Shotgun) J.Herbert pass short right to L.McConkey to KC 9 for 15 yards (Ja.Watson).
14	4	2-8-LAC 32	(5:29) (Shotgun) J.Herbert pass short middle to J.Dobbins to LAC 46 for 14 yards (Ja.Watson; J.Reid).
12	1	1-10-LAC 40	(10:36) (Shotgun) J.Dobbins up the middle to KC 48 for 12 yards (N.Bolton).
11	1	1-10-LAC 19	(2:25) (Shotgun) J.Herbert pass short left to J.Dobbins pushed ob at LAC 30 for 11 yards (D.Tranquill).
9	3	3-8-KC 21	(:59) (Shotgun) J.Herbert pass short middle to Q.Johnston to KC 12 for 9 yards (T.McDuffie).
7	1	2-7-KC 7	(6:21) (Shotgun) J.Herbert pass short middle to L.McConkey for 7 yards, TOUCHDOWN [M.Herring].
7	2	2-8-LAC 8	(12:33) (Shotgun) J.Herbert pass short right to S.Matlock pushed ob at LAC 15 for 7 yards (D.Tranquill).

## Touchdown Scoring Information

		Offense	Defense	Special Teams
<b>VISITOR</b>	Kansas City Chiefs	2	0	0
<b>HOME</b>	Los Angeles Chargers	1	0	0

## Player Scoring Information

Club	Player	TD	Rush TD	Rec TD	KO TD	Punt TD	Int TD	Fum TD	Misc TD	FG	XP	2Pt Rush	2Pt Rec	Sfty	Points
KC	S.Perine	0	1	0	0	0	0	0	0	0	0	0	0	0	6
KC	X.Worthy	0	0	1	0	0	0	0	0	0	0	0	0	0	6
KC	H.Butker	0	0	0	0	0	0	0	0	1	2	0	0	0	5
LAC	L.McConkey	0	0	1	0	0	0	0	0	0	0	0	0	0	6
LAC	C.Dicker	0	0	0	0	0	0	0	0	1	1	0	0	0	4

## Possession Detail

	First Half		Second Half		Game	
	Visitor	Home	Visitor	Home	Visitor	Home
Largest Lead	0	10	7	0	7	10
Drives Leading	0	5	1	1	1	6
Time of Possession Leading	0:00	9:11	3:15	3:14	3:15	12:25
Largest Deficit	-10	0	0	-7	-10	-7
Drives Trailing	6	0	1	1	7	1
Time of Possession Trailing	12:05	0:00	5:20	2:49	17:25	2:49
Times Score Tied Up		0		1		1
Lead Changes		1		1		2