



BOLT UP
los angeles chargers football



GAME RELEASE



vs.



WEEK 12 | MON. NOV. 25 | 5:15 PM PT

GAME RELEASE

213.719.6600 | Chargers.com | @Chargers

Josh.Rupprecht@Chargers.NFL.com | Jennifer.Rojas@Chargers.NFL.com

Lauren.Georgeson@Chargers.NFL.com | Brock.Anderson@Chargers.NFL.com

Leonie.Strehl@Chargers.NFL.com | Ricky.Martinez@Chargers.NFL.com



BOLTS HOST RAVENS ON MONDAY NIGHT FOOTBALL

The Los Angeles Chargers play in primetime at SoFi Stadium for the second-straight week, this time on Monday Night Football. The Week 12 contest against the Baltimore Ravens kicks off at 5:15 p.m. PT. Joe Buck, Troy Aikman and Lisa Salters have the call simulcast on ESPN and ABC, while Matt “Money” Smith, Daniel Jeremiah and Shannon Farren will broadcast on the Chargers Radio Network airwaves on ALT FM-98.7 as well as on SiriusXM 81 or 226 and on the SiriusXM app. Adrian Garcia-Marquez and Francisco Pinto will present the game in Spanish on Que Buena Los Angeles.

The Chargers host the Ravens for the second-straight season, this time featuring brothers at the helm — Los Angeles Head Coach Jim Harbaugh and Baltimore Head Coach John Harbaugh. Last year, the Chargers and Ravens were also on primetime, squaring off on *Sunday Night Football*.

Winners of four-straight games, Los Angeles continues to sport the league’s best scoring defense, allowing just 14.5 points per game. Quarterback **Justin Herbert** led the team to victory with his 15th career game-winning drive, capped off by running back **J.K. Dobbins’** second rushing score of the day. Herbert connected for a touchdown with wide receiver **Quentin Johnston** for the third-straight game, giving Johnston six receiving scores on the year. Rookie wide receiver **Ladd McConkey** recorded a career-best 123 receiving yards in the win. On defense, second year outside linebacker **Tuli Tuipulotu** leads the team with 7.0 sacks and is currently riding a three-game multi-sack streak.

Baltimore’s offense is led by quarterback Lamar Jackson, who’s thrown for 25 touchdowns and run for another two. The offense also features running back Derrick Henry, who leads the NFL in rushing yards and touchdowns. The defense is led by cornerback Marlon Humphrey’s five interceptions and linebacker Kyle Van Noy’s 7.0 sacks.

The Bolts head on road for the first of back-to-back away contests in Atlanta in Week 13. Kickoff from Mercedes-Benz Stadium is slated for 10:00 a.m. PT., on Sun., Dec. 1.

BY THE NUMBERS

- 8** RB J.K. Dobbins’ eight touchdown runs are tied for sixth in the NFL and rank fourth in the AFC. He’s one shy of tying his single-season career high.
- 1.5** OLB Tuli Tuipulotu has recorded multiple sacks in three-straight games, tying for the longest multi-sack streak in the NFL this season.
- 14.5** The Los Angeles defense has allowed just 14.5 points per game this season, the best mark by any NFL defense.

ON THE CALL

TELEVISION: ESPN/ABC
Play-by-play: Joe Buck
Analyst: Troy Aikman
Sideline: Lisa Salters

CHARGERS RADIO: ALT FM-98.7
Play-by-play: Matt “Money” Smith
Analyst: Daniel Jeremiah
Sideline: Shannon Farren

NATIONAL RADIO: WESTWOOD ONE **SPANISH RADIO: QUE BUENA**
Play-by-play: Kevin Harlan **LOS ANGELES (FM-105.5/94.3)**
Analyst: Kurt Warner **Play-by-play:** Adrian Garcia-Marquez
Analyst: Francisco Pinto

CHARGERS MOBILE APP: Official team news, full game stats and live press conferences are available on the Chargers mobile app. For more details, visit Chargers.com/app.

2024 CHARGERS SCHEDULE

PRESEASON (1-2)

Wk	Date	Opponent	TV	Result
1	Sat., Aug. 10	SEATTLE	CBS LA	L, 16-3
2	Sat., Aug. 17	L.A. RAMS	CBS LA	L, 13-9
3	Sat., Aug. 24	at Dallas	CBS LA	W, 26-19

REGULAR SEASON (7-3)

Wk	Date	Opponent	TV	Time*/Res.
1	Sun., Sept. 8	LAS VEGAS	CBS	W, 22-10
2	Sun., Sept. 15	at Carolina	CBS	W, 26-3
3	Sun., Sept. 22	at Pittsburgh	CBS	L, 20-10
4	Sun., Sept. 29	KANSAS CITY	CBS	L, 17-10
5	—	BYE	—	—
6	Sun., Oct. 13	at Denver	CBS	W, 23-16
7	Mon., Oct. 21	at Arizona	ESPN+	L, 17-15
8	Sun., Oct. 27	NEW ORLEANS	FOX	W, 26-8
9	Sun., Nov. 3	at Cleveland	CBS	W, 27-10
10	Sun., Nov. 10	TENNESSEE	FOX	W, 27-17
11	Sun., Nov. 17	CINCINNATI	NBC	W, 34-27
12	Mon., Nov. 25	BALTIMORE	ESPN	5:15 p.m.
13	Sun., Dec. 1	at Atlanta	CBS	10:00 a.m.
14	Sun., Dec. 8	at Kansas City	NBC	5:20 p.m.
15	Sun., Dec. 15	TAMPA BAY	FOX	1:25 p.m.
16	Sun., Dec. 22	DENVER	FOX	1:05 p.m.
17	TBD	at New England	TBD	TBD
18	TBD	at Las Vegas	TBD	TBD

**All Times Pacific*

HOME GAMES IN CAPS

2024 AFC WEST STANDINGS

Team	W	L	T	Pct.	PF	PA
Kansas City	9	1	0	.900	240	191
L.A. Chargers	7	3	0	.700	220	145
Denver	6	5	0	.545	235	183
Las Vegas	2	8	0	.200	187	285

RELEASE INDEX

Content	Page	Content	Page
The 2024 Schedule	2	Khalil Mack Notes	23
Ravens Series History	3	Joey Bosa Notes	26
Monday Night History	4	Cameron Dicker Notes	28
The Matchup	6	Other Player Notes	30
Connections	8	Career Stats vs. Ravens	33
Assistant Coaches	9	2024 Stats	37
Team Notes	10	Game Summaries	39
Justin Herbert Notes	12	Rosters & Transactions	44
J.K. Dobbins Notes	20	Media Information	53
Derwin James Jr. Notes	22		

BREAKING DOWN THE 2024 SCHEDULE

SERIES BREAKDOWN	2024 RECORD	NOTES
 <p>ALL-TIME: 59-68-2 HOME: 31-33-1 AWAY: 28-35-1 LAST: W, 22-10 — 2024 vs. Raiders</p>	<p>OVERALL: 2-8-0 HOME: 1-3-0 AWAY: 1-5-0 STANDING: 4th AFC West</p>	<p>The Chargers have won 15 of the past 21 home contests against the Raiders and defeated the Raiders in 12 of the last 20 road games. Los Angeles beat the Raiders at SoFi Stadium last season behind Khalil Mack's single-game franchise-record six sacks.</p>
 <p>ALL-TIME: 2-6-0 HOME: 0-4-0 AWAY: 2-2-0 LAST: W, 26-3 — 2024 at Panthers</p>	<p>OVERALL: 3-7-0 HOME: 2-3-0 AWAY: 1-4-0 STANDING: 4th NFC South</p>	<p>Los Angeles heads to Carolina to play the Panthers for just the fourth time in history and first since 2016. In the last matchup, a home game against Carolina in 2020, Justin Herbert made his second career start and threw for 330 yards, becoming the third player in NFL history to top 300 passing yards in each of his first two career starts.</p>
 <p>ALL-TIME: 9-24-0 HOME: 7-9-0 AWAY: 2-15-0 LAST: L, 20-10 — 2024 at Steelers</p>	<p>OVERALL: 8-2-0 HOME: 4-1-0 AWAY: 4-1-0 STANDING: 1st AFC North</p>	<p>The Bolts have won three of the last five bouts in the series, including the 2021 <i>Sunday Night Football</i> come-from-behind victory at home by four points where Justin Herbert become the first player in NFL history to throw for 350 yards and run for 90 in the same game.</p>
 <p>ALL-TIME: 57-70-1 HOME: 31-32-1 AWAY: 26-38-0 LAST: L, 17-10 — 2024 vs. Chiefs</p>	<p>OVERALL: 9-1-0 HOME: 5-0-0 AWAY: 4-1-0 STANDING: 1st AFC West</p>	<p>The Chargers have an all-time regular-season home record against the Chiefs of 31-31-1, with the last five matchups being decided by one score. The Chargers have won two of the last four road games against the Chiefs, including back-to-back wins in 2020 and 2021.</p>
 <p>ALL-TIME: 56-72-1 HOME: 37-27-0 AWAY: 19-45-1 LAST: W, 23-16 — 2024 at Broncos</p>	<p>OVERALL: 6-5-0 HOME: 3-2-0 AWAY: 3-3-0 STANDING: 3rd AFC West</p>	<p>The Bolts hold a 37-27 regular-season home record against the Broncos. In the 2022 home game on <i>Monday Night Football</i>, Los Angeles beat Denver in overtime, 19-16. 11 of the last 14 matchups in the Mile High City have been decided by one score, including six of them by less than seven points.</p>
 <p>ALL-TIME: 11-5-0 HOME: 7-1-0 AWAY: 4-4-0 LAST: L, 17-15 — 2024 at Cardinals</p>	<p>OVERALL: 6-4-0 HOME: 4-2-0 AWAY: 2-2-0 STANDING: 1st NFC West</p>	<p>The Chargers hold a 11-4 (.733) all-time advantage against Arizona. Los Angeles has won five of the last six games, including a 25-24 come-from-behind victory in 2022. The Week 7 matchup marks the third-ever Monday night contest between the teams and the first since 2014.</p>
 <p>ALL-TIME: 8-6-0 HOME: 4-3-0 AWAY: 4-3-0 LAST: W, 26-8 — 2024 vs. Saints</p>	<p>OVERALL: 4-7-0 HOME: 3-3-0 AWAY: 1-4-0 STANDING: 3rd NFC South</p>	<p>The Chargers face the Saints for the 14th time in history, boasting a 7-6 all-time advantage. Typically high-scoring affairs, Los Angeles has eclipsed 25 points in five of the last six games. The late October matchup is the first home game for the Chargers between the teams since 2016.</p>
 <p>ALL-TIME: 20-9-1 HOME: 9-4-0 AWAY: 11-5-1 LAST: W, 27-10 — 2024 at Browns</p>	<p>OVERALL: 2-8-0 HOME: 1-4-0 AWAY: 1-4-0 STANDING: 4th AFC North</p>	<p>Winners of 14 of the last 18 matchups with Cleveland, the Chargers hold a 19-9-1 advantage in the regular-season series against the Browns. Los Angeles won the last matchup in Cleveland in 2022, 30-28, and is undefeated in all 14 games in the series when scoring 25 points.</p>
 <p>ALL-TIME: 29-16-1 HOME: 20-3-1 AWAY: 9-13-0 LAST: W, 27-17 — 2024 vs. Titans</p>	<p>OVERALL: 2-8-0 HOME: 1-4-0 AWAY: 1-4-0 STANDING: 3rd AFC South</p>	<p>The Chargers are 28-16-1 (0.636) against the former AFL West rival. Los Angeles has won 11 of the past 14 games overall, eight straight as the home team. In the eight-straight home wins, the Bolts average 30.8 points and 401.3 net yards per game.</p>
 <p>ALL-TIME: 22-14-0 HOME: 11-7-0 AWAY: 11-7-0 LAST: W, 41-22 — 2021 at Bengals</p>	<p>OVERALL: 4-7-0 HOME: 1-4-0 AWAY: 3-3-0 STANDING: 3rd AFC North</p>	<p>The game will be the first home matchup for the Chargers against the Bengals since a 26-21 victory in 2018. The Bolts have won three-straight games against Cincinnati, including a 19-point victory in 2021 that saw Justin Herbert throw for 317 yards and three touchdowns, registering a 118.4 passer rating.</p>
 <p>ALL-TIME: 5-9-0 HOME: 4-5-0 AWAY: 1-4-0 LAST: L, 20-10 — 2023 vs. Ravens</p>	<p>OVERALL: 7-4-0 HOME: 4-1-0 AWAY: 3-3-0 STANDING: 2nd AFC North</p>	<p>The Chargers host the Ravens for the second-straight season, this time featuring brothers at the helm — Los Angeles Head Coach Jim Harbaugh and Baltimore Head Coach John Harbaugh. Last year, the Chargers and Ravens were also on primetime, squaring off on <i>Sunday Night Football</i>.</p>
 <p>ALL-TIME: 4-8-0 HOME: 1-6-0 AWAY: 3-2-0 LAST: W, 20-17 — 2022 at Falcons</p>	<p>OVERALL: 6--00 HOME: 3-3-0 AWAY: 3-2-0 STANDING: 1st NFC South</p>	<p>The Bolts have won each of the past three matchups against Atlanta by three points, including one in 2022 that saw Cameron Dicker make a game-winning kick as time expired, earning him AFC Special Teams Player of the Week honors. Nine of the 12 games in series history were decided by one score.</p>
 <p>ALL-TIME: 8-4-0 HOME: 3-2-0 AWAY: 5-2-0 LAST: L, 38-31 — 2020 at Buccaneers</p>	<p>OVERALL: 4-6-0 HOME: 2-4-0 AWAY: 2-2-0 STANDING: 2nd NFC South</p>	<p>With a regular-season record of 8-4 (.667) against the Buccaneers, the Bolts host Tampa Bay for the first time since 2016. Four of the past six games between the teams have been decided by one score. In the all-time series, the Chargers are 5-1 when scoring 25-plus points.</p>
 <p>ALL-TIME: 15-24-2 HOME: 6-12-1 AWAY: 10-12-1 LAST: W, 6-0 — 2023 at Patriots</p>	<p>OVERALL: 3-8-0 HOME: 1-4-0 AWAY: 2-4-0 STANDING: 4th AFC East</p>	<p>Los Angeles heads to New England for second-straight season, winning 6-0 last year for the team's first shutout since 2017. The Patriots hold a 24-15-2 advantage in the all-time series, with five of the last seven matchups having been decided by less than 10 points.</p>

CHARGERS-RAVENS SERIES HISTORY

SERIES BREAKDOWN

All-Time Series Record	6-9 (.400)
Regular Season Series Record	5-9 (.308)
Chargers All-Time vs. Ravens at Home	4-5 (.444)
Current Streak	L, Two (2) game
Last Meeting	Nov. 26, 2023 vs Bal. — L, 20-10
Longest Chargers Win Streak	Two (2) games (1997-98)
Longest Ravens Win Streak	Three (3) games (2000-06)
Head Coach Jim Harbaugh vs. Ravens	0-2 (.000)
Harbaugh All-Time vs. Ravens*	1-2 (.333)
Most Career GP vs. Ravens	OLB Bud Dupree (11)

*(Including years as player)

TEAM SUPERLATIVES AGAINST RAVENS

Most Points Scored	34 — Nov. 30, 2014 at Bal.
Fewest Points Allowed	13 — Nov. 15, 1998 vs. Bal.
Average Points Scored	18.0
Average Points Allowed	21.9
Most Points (Combined)	67 — Nov. 30, 2014 at Bal.
Fewest Points (Combined)	27 — Last: Dec. 10, 2000 at Bal.
Largest Margin of Victory	20 — Dec. 18, 2011 vs. Bal.
Most Total Net Yards	474 — Sept. 20, 2009 vs. Bal.
Fewest Total Net Yards Allowed	161 — Nov. 15, 1998 vs. Bal.
Most First Downs	31 — Nov. 30, 2014 at Bal.
Fewest First Downs Allowed	8 — Nov. 15, 1998 vs. Bal.
Most Net Passing Yards	421 — Sept. 20, 2009 vs. Bal.
Fewest Net Passing Yards Allowed	97 — Sept. 21, 2003 vs. Bal.
Most Rushing Yards	150 — Oct. 1, 2006 at Bal.
Fewest Rushing Yards Allowed	40 — Nov. 15, 1998 vs. Bal.
Most Takeaways	3 — Last: Jan. 6, 2019 at Bal. (WC)
Fewest Giveaways	0 — Last: Nov. 1, 2015 at Bal.

ALL-TIME GAMES AGAINST RAVENS

Date	Opponent	Result	Venue
Sept. 28, 1997 . . .	vs. Baltimore	W, 21-17	Qualcomm Stadium
Nov. 15, 1998 . . .	vs. Baltimore	W, 14-13	Qualcomm Stadium
Dec. 10, 2000 . . .	at Baltimore	L, 24-3	PSINet Stadium
Sept. 21, 2003 . .	vs. Baltimore	L, 24-10	Qualcomm Stadium
Oct. 1, 2006	at Baltimore	L, 16-13	M&T Bank Stadium
Nov. 25, 2007 . . .	vs. Baltimore	W, 32-14	Qualcomm Stadium
Sept. 20, 2009 . .	vs. Baltimore	L, 31-26	Qualcomm Stadium
Dec. 18, 2011 . . .	vs. Baltimore	W, 34-14	Qualcomm Stadium
Nov. 25, 2012 . . .	vs. Baltimore	L, 16-13 (OT) . . .	Qualcomm Stadium
Nov. 30, 2014 . . .	at Baltimore	W, 34-33	M&T Bank Stadium
Nov. 1, 2015	at Baltimore	L, 29-26	M&T Bank Stadium
Dec. 22, 2018 . . .	vs. Baltimore	L, 22-10	StubHub Center
Jan. 6, 2019	at Baltimore*	W, 23-17	M&T Bank Stadium
Oct. 17, 2021 . . .	at Baltimore	L, 34-6	M&T Bank Stadium
Nov. 26, 2023 . . .	vs. Baltimore	L, 20-10	SoFi Stadium

*AFC Wild Card

MOST RECENT SINGLE-GAME HIGHS

Category	Date	Opp.	Player	No.
Completions	Nov. 30, 2014	at Bal.	P.Rivers	34
Comp. Pct.*	Nov. 1, 2015	at Bal.	P.Rivers	75.7
Passing Yards	Sept. 20, 2009	vs. Bal.	P.Rivers	436
Passing TDs	Nov. 1, 2015	at Bal.	P.Rivers	3
Passer Rating*	Dec. 18, 2011	vs. Bal.	P.Rivers	127.1
Rushing Yards	Sept. 21, 2003	vs. Bal.	L.Tomlinson	105
Rushing TDs	Dec. 18, 2011	vs. Bal.	R.Matthews	2
Receptions	Nov. 26, 2023	vs. Bal.	K.Allen	14
Receiving Yards	Sept. 28, 1997	vs. Bal.	T.Martin	155
Receiving TDs	Sept. 28, 1997	vs. Bal.	T.Martin	3
Scrim. Yards	Sept. 21, 2003	vs. Bal.	L.Tomlinson	156
Scrim. TDs	Sept. 28, 1997	vs. Bal.	T.Martin	3
Tackles	Dec. 10, 2000	at Bal.	J.Seau	16
Sacks	Dec. 18, 2011	vs. Bal.	A.Barnes	4.0
Interceptions	Oct. 17, 2021	at Bal.	K.White	2
FGs Made	Jan. 6, 2019^	at Bal.	M.Badgley	5
Net Punt Avg.**	Oct. 1, 2006	at Bal.	M.Scifres	53.8

*Min. 20 Pass Attempts

**Min. Three (3) Punts

^AFC Wild Card Round

CHARGERS MONDAY NIGHT FOOTBALL HISTORY

TEAM SUPERLATIVES ON MONDAY NIGHT

Most Points Scored 50 — Dec. 20, 1982 vs. Cin.
Fewest Points Allowed 0 — Sept. 11, 2006 at Oak.
Average Points Scored 23.4
Average Points Allowed 19.8
Most Points (Combined) 84 — Dec. 20, 1982 vs. Cin.
Fewest Points (Combined) 18 — Nov. 27, 1995 vs. Oak.
Largest Margin of Victory 33 — Dec. 4, 1978 vs. Chi.
Most Total Net Yards 661 — Dec. 20, 1982 vs. Cin.
Fewest Total Net Yards Allowed 112 — Dec. 4, 1978 vs. Chi.
Most First Downs 34 — Dec. 20, 1982 vs. Cin.
Fewest First Downs Allowed 7 — Dec. 4, 1978 vs. Chi.
Most Net Passing Yards 486 — Dec. 20, 1982 vs. Cin.
Fewest Net Passing Yards Allowed 32 — Dec. 4, 1978 vs. Chi.
Most Rushing Yards 249 — Dec. 15, 1975 vs. NYJ
Fewest Rushing Yards Allowed 41 — Sept. 22, 2008 vs. NYJ
Most Takeaways 5 — Dec. 17, 1979 vs. Den.
Fewest Giveaways 0 — Last: Nov. 6, 2023 at NYJ

MOST RECENT SINGLE-GAME HIGHS

Category	Date	Opp./Loc.	Player	No.
Completions	Oct. 17, 2022	vs. Den.	J.Herbert	37
Comp. Pct.*	Dec. 5, 2011	at Jax.	P.Rivers	78.6
Passing Yards	Dec. 20, 1982	vs. Cin.	D.Fouts	435
Passing TDs	Oct. 12, 2020	at N.O.	J.Herbert	4
Passer Rating*	Sept. 7, 1981	at Cle.	D.Fouts	157.1
Rushing Yards	Sept. 7, 1981	at Cle.	C.Muncie	161
Rushing TDs	Dec. 27, 1993	vs. Mia.	N.Means	3
Receptions	Oct. 27, 2003	vs. Mia.	L.Tomlinson	13
Receiving Yards	Dec. 20, 1982	vs. Cin.	W.Chandler	260
Receiving TDs	Oct. 12, 2020	at N.O.	M.Williams	2
Scrim. Yards	Dec. 20, 1982	vs. Cin.	W.Chandler	260
Scrim. TDs	Dec. 27, 1993	vs. Mia.	N.Means	3
Tackles	Oct. 12, 2020	at N.O.	K.White	15
Sacks	Sept. 11, 2006	at Oak.	S.Merriman	3.0
Interceptions	Nov. 27, 1995	vs. Oak.	D.Harper	3
FGs Made	Oct. 21, 2024	at Ari.	K.Dicker	5
Net Punt Avg.**	Oct. 31, 2011	at K.C.	M.Scifres	56.0

*Min. 20 Pass Attempts

**Min. Three Punts

ALL-TIME MONDAY NIGHT GAMES

Date	Opponent	Result	Venue
Oct. 12, 1970	vs. Green Bay	L, 22-20	San Diego Stadium
Nov. 15, 1971	vs. St. Louis*	W, 20-17	San Diego Stadium
Nov. 13, 1972	vs. Cleveland	L, 21-17	San Diego Stadium
Dec. 15, 1975	vs. N.Y. Jets	W, 24-16	San Diego Stadium
Dec. 4, 1978	vs. Chicago	W, 40-7	San Diego Stadium
Dec. 17, 1979	vs. Denver	W, 17-7	San Diego Stadium
Dec. 22, 1980	vs. Pittsburgh	W, 26-17	Jack Murphy Stadium
Sept. 7, 1981	at Cleveland	W, 44-14	Cleveland Municipal Stad.
Nov. 16, 1981	at Seattle	L, 44-23	Kingdome
Dec. 21, 1981	vs. Oakland**	W, 23-10	Jack Murphy Stadium
Nov. 22, 1982	at L.A. Raiders**	L, 28-24	L.A. Memorial Coliseum
Dec. 20, 1982	vs. Cincinnati	W, 50-34	Jack Murphy Stadium
Sept. 12, 1983	at Kansas City	W, 17-14	Arrowhead Stadium
Oct. 31, 1983	vs. Washington	L, 27-24	Jack Murphy Stadium
Sept. 24, 1984	at L.A. Raiders**	L, 33-30	L.A. Memorial Coliseum
Oct. 29, 1984	vs. Seattle	L, 24-0	Jack Murphy Stadium
Dec. 3, 1984	vs. Chicago	W, 20-7	Jack Murphy Stadium
Oct. 28, 1985	at L.A. Raiders**	L, 34-21	L.A. Memorial Coliseum
Oct. 6, 1986	at Seattle	L, 33-7	Kingdome
Nov. 29, 1993	at Indianapolis	W, 31-0	Hoosier Dome
Dec. 27, 1993	vs. Miami	W, 45-20	Jack Murphy Stadium
Dec. 5, 1994	vs. L.A. Raiders**	L, 24-17	Jack Murphy Stadium
Oct. 9, 1995	at Kansas City	L, 29-23 (OT)	Arrowhead Stadium
Nov. 27, 1995	vs. Oakland**	W, 12-6	Jack Murphy Stadium
Oct. 21, 1996	vs. Oakland**	L, 23-14	Jack Murphy Stadium
Nov. 11, 1996	vs. Detroit	W, 27-21	Jack Murphy Stadium
Oct. 27, 2003	vs. Miami	L, 26-10	Sun Devil Stadium
Oct. 10, 2005	vs. Pittsburgh	L, 24-22	Qualcomm Stadium
Sept. 11, 2006	at Oakland**	W, 27-0	McAfee Coliseum
Dec. 24, 2007	vs. Denver	W, 23-3	Qualcomm Stadium
Sept. 22, 2008	vs. N.Y. Jets	W, 48-29	Qualcomm Stadium
Sept. 14, 2009	at Oakland**	W, 24-20	Oak-Alameda Co. Coliseum
Oct. 19, 2009	vs. Denver	L, 34-23	Qualcomm Stadium

CHARGERS MONDAY NIGHT FOOTBALL HISTORY

ALL-TIME MONDAY NIGHT GAMES

Date	Opponent	Result	Venue
Sept. 13, 2010	... at Kansas City	... L, 21-14	Arrowhead Stadium
Nov. 22, 2010	... vs. Denver	... W, 35-14	Qualcomm Stadium
Oct. 31, 2011	... at Kansas City	... L, 23-20 (OT)	Arrowhead Stadium
Dec. 5, 2011	... at Jacksonville	... W, 38-14	EverBank Field
Sept. 10, 2012	... at Oakland**	... W, 22-14	O.co Coliseum
Oct. 15, 2012	... vs. Denver	... L, 35-24	Qualcomm Stadium
Sept. 9, 2013	... vs. Houston	... L, 31-28	Qualcomm Stadium
Oct. 14, 2013	... vs. Indianapolis	... W, 19-9	Qualcomm Stadium
Sept. 8, 2014	... at Arizona	... L, 18-17	Univ. of Phoenix Stadium
Oct. 12, 2015	... vs. Pittsburgh	... L, 24-20	Qualcomm Stadium
Nov. 9, 2015	... vs. Chicago	... L, 22-19	Qualcomm Stadium
Sept. 11, 2017	... at Denver	... L, 24-21	Sports Auth. Field at Mile High

ALL-TIME MONDAY NIGHT GAMES

Date	Opponent	Result	Venue
Nov. 18, 2019	... vs. Kansas City	... L, 24-17	Estadio Azteca
Oct. 12, 2020	... at New Orleans	... L, 30-27 (OT)	Merc.-Benz Superdome
Oct. 4, 2021	... vs. Las Vegas**	... W, 28-14	SoFi Stadium
Oct. 17, 2022	... vs. Denver	... W, 19-16 (OT)	SoFi Stadium
Dec. 26, 2022	... at Indianapolis	... W, 20-3	Lucas Oil Stadium
Oct. 16, 2023	... vs. Dallas	... L, 20-17	SoFi Stadium
Nov. 6, 2023	... at N.Y. Jets	... W, 27-6	MetLife Stadium
Oct. 21, 2024	... at Arizona	... L, 17-15	State Farm Stadium

**Known as St. Louis Cardinals (1960-87)
and Phoenix Cardinals (1988-93)*

***Known as Oakland Raiders (1960-81 and 1995-2019)
and Los Angeles Raiders (1982-94)*

THE MATCHUP

AT THE HELM



JIM HARBAUGH

Chargers Head Coach

Overall Record: 53-25-1 (.677)
 Reg. Season Record: 48-22-1 (.683)
 Postseason Record: 10-7 (.588)
 Record vs. BAL: 0-2 (.000)
 Home Record (Reg.): 26-9-1 (.736)

Hometown: Toledo, Oh.
 College: Michigan '87

Harbaugh brings with him a winning culture, posting a 144-52 record as a collegiate head coach and a 49-22-1 record as an NFL head coach. In four years, he led the San Francisco 49ers to three-straight NFC Championship Games, including an appearance in Super Bowl XLVII.

With a keen eye for talent and an ability to develop players, Harbaugh coached nine eventual first-round selections over his nine-season tenure at Michigan (2015-23). Over the course of his four seasons (2011-14) with San Francisco, Harbaugh coached 17 players to a combined 30 Pro Bowl selections — the second-most Pro Bowlers in the NFL in that time. Eight of those players were also recognized as first-team All-Pro selections from *The Associated Press*, including linebackers Patrick Willis (twice) and NaVorro Bowman (three times).

Prior to being a head coach in the NFL, Harbaugh spent four years at the helm at Stanford University (2007-10) and three at the University of San Diego (2004-06). He turned around a Stanford program that went 1-11 in 2006 and led the Cardinal to 29 wins over his four seasons in Palo Alto, Calif., including a 12-win season that culminated in an Orange Bowl victory in 2010. Harbaugh broke into the head coaching ranks at San Diego, leading the Toreros to a 29-6 record in three years.

Harbaugh played quarterback at the University of Michigan, finishing his career as one of the most efficient passers in college football history. He posted a 21-3-1 record as a starter for the Wolverines, earning first-team All-American honors and finishing third in voting for the Heisman Trophy in 1986. Harbaugh paced the nation in 1985 in passing efficiency rating, while his career passing efficiency rating ranked as the best in NCAA history for more than 12 years following his time at Michigan.



JOHN HARBAUGH

Baltimore Head Coach

Overall Record: 179-113 (.613)
 Reg. Season Record: 167-103 (.619)
 Postseason Record: 12-10 (.546)
 Record vs. LAC: 6-2 (.750)
 Away Record (Reg.): 70-65 (.519)

Hometown: Toledo, Ohio.
 College: Miami OH ('86)

Baltimore Ravens Head Coach John Harbaugh is in his 17th season at the Ravens' helm. The 2019 NFL Coach of the Year has led Baltimore to a playoff berth in 11 (2008-12, 2014, 2018-20 & 2022-23) of his 16 previous seasons, and in 2012, captured the franchise's second World Championship.

Maintaining a strong defensive tradition during his time in Baltimore (2008-23), Harbaugh's defense has allowed the NFL's fewest overall touchdowns (527), the fewest points per game (19.0) and the second-fewest net yards per game (318.2). Most recently in 2023, the Ravens allowed the NFL's fewest points per game (16.5), while in 2018, Baltimore produced the NFL's No. 1 defense (292.9 ypg) and the No. 2 scoring defense (17.9 ppg).

Harbaugh earned a degree in political science at Miami (OH), where he won the Football Scholar Athlete Award as a defensive back for the Redhaws. He earned his master's in physical education at Western Michigan.

A history buff, Harbaugh has taken the Ravens to Gettysburg, Pa., during offseason team activities to learn about the Civil War. Near the end of the 2017 training camp, he surprised the entire team by cancelling practice on two occasions, loading everyone on buses to visit The Pentagon and Arlington National Cemetery and another day visit to the National Museum of African American History and Culture in Washington, D.C. The trips were opportunities for players, coaches and staff to receive behind-the-scenes tours of the historic locations and show appreciation for what each represents.

John attended Pioneer (Ann Arbor, MI) HS, where he and his brother, Jim, were inducted into the school's Hall of Fame in 2016. John and Ingrid have one daughter, Alison, a 2024 University of Notre Dame alum who played lacrosse for the Irish and is now enrolled as a graduate student at South Florida.

2024 REGULAR SEASON TEAM RANKINGS



7-3
 2nd (AFC West)

7-4
 2nd (AFC North)

OFFENSE (NFL RANK)

22.0 (18th) Points Per Game 30.4 (2nd)
 326.4 (18th) Net Yds. Per Game 430.1 (1st)
 121.6 (12th) Net Rushing Yds. Per Game 177.3 (2nd)
 204.8 (19th) Net Passing Yds. Per Game 252.8 (3rd)
 5.48 (15th) Scrimmage Yds. Per Play 8.64 (1st)
 1/0 Opp. Interceptions/Return Yds. 3/38
 26/162 Sacks Allowed/Yds. 15/96
 12/4 Fumbles/Lost 14/6
 38.81% (15th) Third Down Pct. 46.15% (3rd)
 53.85% (21st) Red Zone TD Pct. 77.78% (1st)
 30:42 (13th) Time of Possession Avg. 30:17 (16th)
 5 (T-1st) Giveaways. 9 (6th)

DEFENSE (NFL RANK)

14.5 (1st) Points Per Game 24.6 (23rd)
 317.1 (11th) Net Yds. Per Game 362.0 (26th)
 110.5 (11th) Net Rushing Yds. Per Game 77.5 (2nd)
 206.6 (12th) Net Passing Yds. Per Game 284.5 (32nd)
 5.21 (9th) Scrimmage Yds. Per Play 5.54 (19th)
 9/83 Interceptions/ Return Yds. 7/1
 34/173 Sacks/Yds. 35/221
 7/4 Opp. Fumbles/Lost 10/4
 32.33% (2nd) Third Down Pct. 44.37% (28th)
 40.91% (2nd) Red Zone TD Pct. 52.78% (13th)
 13 (T-12th) Takeaways. 11 (T-12th)

+8 (T-5th) TURNOVER MARGIN +2 (31st)

SPECIAL TEAMS (NFL RANK)

47.7 (16th) Punts-Avg. Yds. (Gross) 47.3 (22nd)
 42.6 (11th) Punts-Avg. Yds. (Net) 42.3 (14th)
 13.3 (7th) Punt Returns-Avg. Per. 11.3 (13th)
 9.5 (17th) Punt Returns-Avg. Per Allowed. 7.2 (6th)
 28.8 (8th) Kickoff Returns-Avg. Per 24.9 (26th)
 28.5 (20th) Kickoff Returns-Avg. Per Allowed. . . 26.6 (15th)
 21/23 (6th) Field Goals Made/Attempted. . 16/22 (T-20th)

PENALTIES (NFL RANK)

53/411 (4th) Penalties Against/Yds. 92/763 (32nd)

THE MATCHUP

WITHIN STRIKING DISTANCE

OLB Joey Bosa

- Needs a strip sack to be the first player to reach 10 since the beginning of the 2021 season.

WR Derius Davis

- Needs a kickoff return for a touchdown to be the second player to return both a punt and a kickoff for a score in the last four seasons.

K Cameron Dicker

- Needs a made field goal to reach 72 with the Chargers and move to No. 5 on the team's all-time field goals list.

RB J.K. Dobbins

- Needs a 100-yard rushing performance to record three on the season, matching his career high 100-yard rushing games in a single season.
- Needs 80 rushing yards to reach 806 on the year and set a single-season career high.
- Needs 85 yards from scrimmage to reach 926 on the year and set a single-season career high.
- Needs two rushing touchdowns to reach 10 on the year and set a single-season career high.

OLB Bud Dupree

- With a start on Sunday, would reach 100 career starts.

RB Gus Edwards

- Needs 36 scrimmage yards to reach 4,000 for his career.

DL Poona Ford

- Needs an interception to be the second interior defensive lineman with multiple picks in a season over the last 10 years.

QB Justin Herbert

- Needs 11 completions to reach 1,800 for his career. With Monday marking his 73rd career regular-season game, he would tie QB Patrick Mahomes as the fastest players in NFL history to eclipse 1,800 completions.
- Needs 14 passing yards to surpass Hall of Fame QB Dan Marino (19,422) for the third-most passing yards by any player in history through the first five seasons of a career.
- Needs 329 passing yards to surpass QB Jameis Winston (19,737) for the second-most passing yards by any player in history through the first five seasons of a career.
- Needs three passing touchdowns to be just the sixth player in NFL history with 130 or more passing scores within the first five seasons of a career.
- Needs a 300-yard performance for the 27th of his career to pass Hall of Fame QB Dan Marino and QB Andrew Luck and tie QB Jameis Winston for the third-most by any player through their first five pro seasons.

WR Quentin Johnston

- Needs 78 receiving yards to reach 432 on the year and set a single-season career-high.
- Needs a touchdown catch to be the first Charger with a receiving score in four-straight games since 2021. He would be the first Charger to catch a touchdown in four consecutive games within the first two games of a career since 2016.
- Needs four receiving touchdowns to reach 10 on the season and be the first Charger to do so since 2018.

OLB Khalil Mack

- With a start on Sunday, would reach 160 career starts.
- Needs 4.0 sacks to reach 109.0 and surpass Miami DT Calais Campbell for the third-most among active NFL players.
- Needs 4.0 sacks to reach 110.0 for his career and be just the third active player to eclipse that mark.

OLB Tuli Tuipulotu

- Needs 1.5 sacks to be the only NFL player this season and first Charger in history to post four-straight multi-sack games.
 - Would become the second player to have a four-game streak with multiple sacks within the first two seasons of a career since sacks became an official statistic in 1982.

2024 INDIVIDUAL LEADERS



7-3
2nd (AFC West)

7-4
2nd (AFC North)

PASSING YARDS

Herbert	2,186	Jackson	2,876
Heinicke	24	Johnson	1

RUSHING YARDS

Dobbins	726	Henry	1,185
Edwards	195	Jackson	584
Herbert	182	Hill	130

RECEIVING YARDS

McConkey	615	Flowers	727
Palmer	365	Bateman	531
Johnston	354	Andrews	379
Dissly	352	Likely	346

POINTS SCORED

Dicker	82	Henry	90
Dobbins	48	Tucker	86
Johnston	36	Andrews	30

INTERCEPTIONS

Molden	3	Humphrey	5
Fulton	1	Washington	1
Five tied	1	Smith	1

SACKS

Tuipulotu	7.0	Oweh	7.0
Dupree	5.0	Van Noy	7.0
Mack	4.5	Madubuike	5.0

TACKLES (SOLO)

Henley	89 (57)	Smith	110 (61)
James Jr.	59 (38)	Hamilton	81 (59)
Perryman	54 (38)	Simpson	63 (34)
Gilman	47 (31)	Stephens	52 (43)

KICKOFF RETURNS (AVG.)

Davis	6 (28.8)	Collier	10 (22.1)
-----------------	----------	-------------------	-----------

PUNT RETURNS (AVG.); FC

Davis	12 (14.3); 14	Harty	8 (10.6); 4
-----------------	---------------	-----------------	-------------

FIELD GOALS

Dicker	21-23 (91.3%)	Tucker	16-22 (72.7%)
------------------	---------------	------------------	---------------

PUNTS (GROSS/NET AVG.)

Scott	51 (47.7/42.6)	Stout	35 (47.3/42.3)
-----------------	----------------	-----------------	----------------

*Player no longer with team.

CHARGERS-RAVENS CONNECTIONS

COLLEGE CONNECTIONS



LAC	Jim Harbaugh	<u>1982-86, 2015-23</u>
LAC	Jesse Minter	<u>2022-23</u>
LAC	Rick Minter	<u>2022-23</u>
LAC	Ben Rabe	<u>2019-23</u>
LAC	Dylan Roney	<u>2021-23</u>
LAC	Mike Elston	<u>2022-23</u>
LAC	Steve Clinkscale	<u>2021-23</u>
LAC	Devin Woodhouse	<u>2023</u>
LAC	Lincoln DeWolf	<u>2023</u>
LAC	Ben Herbert	<u>2018-23</u>
LAC	RB Hassan Haskins	<u>2018-21</u>
BAL	Doug Mallory	<u>1984-87, 2021-23</u>
BAL	OLB David Ojabo	<u>2019-21</u>



LAC	Jim Harbaugh	<u>2004-06</u>
BAL	QB Josh Johnson	<u>2004-07</u>



LAC	Jim Harbaugh	<u>2007-10</u>
BAL	Willie Taggart	<u>2007-09</u>



LAC	C Bradley Bozeman	<u>2013-17</u>
LAC	P JK Scott	<u>2014-17</u>
LAC	DL Justin Eboigbe	<u>2019-23</u>
BAL	CB Marlon Humphrey	<u>2014-16</u>
BAL	FS Eddie Jackson	<u>2013-16</u>
BAL	RB Derrick Henry	<u>2013-15</u>
BAL	CB Jalyn Armour-Davis	<u>2018-21</u>



LAC	WR Ladd McConkey	<u>2020-23</u>
LAC	OL Jamaree Salyer	<u>2018-21</u>
LAC	Robert Muschamp	<u>2021-22</u>
BAL	Todd Monken	<u>2020-22</u>
BAL	G Ben Cleveland	<u>2016-20</u>
BAL	LS Nick Moore	<u>2015-18</u>



LAC	Rick Minter	<u>1992-93, 2005-07</u>
LAC	S Alohi Gilman	<u>2017-19</u>
LAC	C Sam Mustipher	<u>2014-18</u>
LAC	CB Cam Hart	<u>2019-23</u>
LAC	T Joe Alt	<u>2021-23</u>
LAC	Chris O'Leary	<u>2018-23</u>
LAC	Mike Elston	<u>2010-21</u>
LAC	Mike Hiestand	<u>2014-15</u>
BAL	Todd Monken	<u>1991-92</u>
BAL	T Ronnie Stanley	<u>2012-15</u>
BAL	S Kyle Hamilton	<u>2019-21</u>



LAC	QB Justin Herbert	<u>2016-19</u>
LAC	LB Troy Dye	<u>2016-19</u>
BAL	Willie Taggart	<u>2017</u>



LAC	WR Joshua Palmer	<u>2017-20</u>
LAC	Robert Muschamp	<u>2019-20</u>
BAL	Tee Martin	<u>2019-20</u>



LAC	OLB Tuli Tuipulotu	<u>2020-22</u>
LAC	Kiel McDonald	<u>2022-23</u>
BAL	OL Andrew Vorhees	<u>2017-22</u>



LAC	DL Otito Ogbornia	<u>2018-21</u>
LAC	Ryan Ficken	<u>2004-06</u>
BAL	Chris Horton	<u>2003-07</u>
BAL	DB Brandon Stephens	<u>2016-18</u>

Underlined indicates coaching or administrative roles.

NOTEWORTHY BONDS

Chargers **Head Coach Jim Harbaugh** and Ravens **Head Coach John Harbaugh** are brothers who will meet for the third time in their coaching careers with one of the two previous matchups being Super Bowl XLVII. Monday's bout will mark the second regular-season contest between the brothers and it will come on the day of their parents' wedding anniversary.

Los Angeles **General Manager Joe Hortiz** spent 26 seasons in the Ravens front office from 1998-2023, working in player personnel and scouting. Hortiz won Super Bowl XLVII with the Ravens and contributed to many successful draft selections, including **Quarterback Lamar Jackson**. Hortiz worked with Ravens **Head Coach John Harbaugh** from 2008-23.

Chargers **Head Coach Jim Harbaugh** played for the Ravens in 1998. Los Angeles **Run Game Coordinator/Tight Ends Coach Andy Bischoff** (2015-20), **Senior Offensive Assistant Marc Trestman** (2015-16), **Defensive Coordinator Jesse Minter** (2017-20), **Offensive Coordinator Greg Roman** (2006-07, 2017-22) and **Offensive Line Coach Mike Devlin** (2022-23) each spent time with the Ravens earlier in their coaching careers. Running backs **Gus Edwards** (2018-23) and **J.K. Dobbins** (2020-23) previously played for Baltimore, along with **Center Sam Mustipher** (2023), **Center Bradley Bozeman** (2018-21), **Tight End Hayden Hurst** (2018-19) and **S Tony Jefferson** (2017-19, 21). Jefferson also Jefferson served as a scouting intern for Baltimore during the 2023 season. .

Los Angeles **Head Coach Jim Harbaugh** and Baltimore **Secondary Coach Doug Mallory** played together at Michigan from 1984-86. Mallory was a defensive analyst on Harbaugh's staff at Michigan from 2021-23. Ravens **Outside Linebacker David Ojabo** played for Harbaugh at Michigan from 2019-21. Harbaugh also coached Baltimore **Quarterback Josh Johnson** at San Diego from 2004-06 and crossed paths with Ravens **Running Backs Coach Willie Taggart** at Stanford from 2007-09.

Ravens **Outside Linebacker Kyle Van Noy** spent the 2022 season with the Bolts.

The late **Joe D'Alessandris**, who was on staff with the Ravens this year, had coached in Baltimore since 2017 and coached with the Chargers from 2013-15.

Ravens **Offensive Lineman Patrick Mekari** is from Westlake Village, Calif. and **Defensive Tackle Josh Tupou** is from Long Beach, Calif. Baltimore **Safety Marcus Williams** is from Corona, Calif. and **Wide Receiver Nelson Agholor** attended USC from 2012-14. Ravens **Special Teams Coordinator Chris Horton** is from Los Angeles, Calif. and played safety at UCLA from 2003-07, where he overlapped with Chargers **Special Teams Coordinator Ryan Ficken** from 2004-06.

PRO CONNECTIONS

OLB Khalil Mack (2018-21)
C Sam Mustipher (2019-22)



FS Eddie Jackson (2017-23)
ILB Roquan Smith (2018-22)
DE Brent Urban (2019-20)
ILBs Coach Mark DeLeone (2019-20)

LB Denzel Perryman (2023)
DL Teair Tart (2023)
QBs Coach Shane Day (2023)
QC/WRs Coach Jeff Carpenter (2015)
OL Coach Mike Devlin (2015-20)



OL Josh Jones (2023)
TEs Coach George Godsey (2014-16)

WR DJ Chark Jr. (2018-21)
P JK Scott (2021)
WRs Coach Sanjay Lal (2021)



DC Zachary Orr (2021)

HC Jim Harbaugh (2002-03)



QBs Coach Tee Martin (2003)

Assistant General Manager Chad Alexander (2019-23)



QB Josh Johnson (2021)
CB Arthur Maulet (2019-20)

OLB Bud Dupree (2015-20)



WR Diontae Johnson (2019-23)

DB Elijah Molden (2021-23)
OLB Bud Dupree (2021-22)
DT Teair Tart (2020-23)
CB Kristian Fulton (2020-23)
RB Hassan Haskins (2022-23)



RB Derrick Henry (2016-23)

Italicized indicates coaches who were players at the time.

ASSISTANT COACHES



RYAN FICKEN

SPECIAL TEAMS COORDINATOR

18TH NFL SEASON | 3RD SEASON WITH CHARGERS



GREG ROMAN

OFFENSIVE COORDINATOR

26TH NFL SEASON | 1ST SEASON WITH CHARGERS



NAVORRO BOWMAN

LINEBACKERS

9TH NFL SEASON | 1ST SEASON WITH CHARGERS



JEFF CARPENTER

OFFENSIVE QUALITY CONTROL/WIDE RECEIVERS

1ST NFL SEASON | 1ST SEASON WITH CHARGERS



SHANE DAY

QUARTERBACKS

16TH NFL SEASON | 3RD SEASON WITH CHARGERS



MIKE ELSTON

DEFENSIVE LINE

1ST NFL SEASON | 1ST SEASON WITH CHARGERS



CHRIS GOULD

ASSISTANT SPECIAL TEAMS

10TH NFL SEASON | 3RD SEASON WITH CHARGERS



MIKE HIESTAND

DEFENSIVE ASSISTANT

6TH NFL SEASON | 3RD SEASON WITH CHARGERS



KIEL McDONALD

RUNNING BACKS

1ST NFL SEASON | 1ST SEASON WITH CHARGERS



ROBERT MUSCHAMP

DEFENSIVE QUALITY CONTROL

2ND NFL SEASON | 2ND SEASON WITH CHARGERS



DYLAN RONEY

DEFENSIVE ASSISTANT

1ST NFL SEASON | 1ST SEASON WITH CHARGERS



MARC TRESTMAN

SENIOR OFFENSIVE ASSISTANT

25TH NFL SEASON | 1ST SEASON WITH CHARGERS



JESSE MINTER

DEFENSIVE COORDINATOR

5TH NFL SEASON | 1ST SEASON WITH CHARGERS



ANDY BISCHOFF

RUN GAME COORDINATOR/TIGHT ENDS


12TH NFL SEASON | 1ST SEASON WITH CHARGERS



MARCUS BRADY

PASSING GAME COORDINATOR


7TH NFL SEASON | 1ST SEASON WITH CHARGERS



STEVE CLINKSCALE

DEFENSIVE BACKS

1ST NFL SEASON | 1ST SEASON WITH CHARGERS



MIKE DEVLIN

OFFENSIVE LINE

29TH NFL SEASON | 1ST SEASON WITH CHARGERS



JONATHAN GOODWIN

OFFENSIVE ASSISTANT/QUARTERBACKS

14TH NFL SEASON | 1ST SEASON WITH CHARGERS



NICK HARDWICK

ASSISTANT OFFENSIVE LINE

12TH NFL SEASON | 12TH SEASON WITH CHARGERS



SANJAY LAL

WIDE RECEIVERS

18TH NFL SEASON | 1ST SEASON WITH CHARGERS



RICK MINTER

SENIOR DEFENSIVE ANALYST


4TH NFL SEASON | 1ST SEASON WITH CHARGERS



CHRIS O'LEARY

SAFETIES

1ST NFL SEASON | 1ST SEASON WITH CHARGERS



PHIL SERCHIA

OFFENSIVE ASSISTANT

2ND NFL SEASON | 2ND SEASON WITH CHARGERS



WILL TUKUAFU

ASSISTANT DEFENSIVE LINE

4TH NFL SEASON | 1ST SEASON WITH CHARGERS

TEAM NOTES

WELCOME TO L.A.



25 players on Los Angeles' active roster are new this season.

HOW NEW CHARGERS WERE ACQUIRED

How Acquired	New Players
Draft Selections	6
Undrafted Free Agents/IPP	0
Veteran Free Agents	16
Practice Squad Signings	0
Trades	2
Waiver Claims	1
Totals	25

NEW CHARGERS ON THE ACTIVE ROSTER

Pos.	Player	Exp.	How Acq.
T	Joe Alt	R	Draft Selection (1-5)
C	Bradley Bozeman	7	Free Agent
WR	DJ Chark Jr.	7	Free Agent
TE	Will Dissly	7	Free Agent
RB	J.K. Dobbins	5	UFA (Baltimore)
OLB	Bud Dupree	10	Free Agent
LB	Troy Dye	5	UFA (Minnesota)
DL	Justin Eboigbe	R	Draft Selection (4-105)
RB	Gus Edwards	7	UFA (Baltimore)
TE	Tucker Fisk	2	Free Agent
DL	Poona Ford	7	UFA (Buffalo)
CB	Kristian Fulton	5	UFA (Tennessee)
CB	Cam Hart	R	Draft Selection (5-140)
RB	Hassan Haskins	3	Waivers (Tennessee)
QB	Taylor Heinicke	7	Trade (Atlanta)
TE	Hayden Hurst	7	Free Agent
WR	Ladd McConkey	R	Draft Selection (2-34)
DB	Elijah Molden	4	Trade (Tennessee)
C	Sam Mustipher	5	Free Agent
LB	Denzel Perryman	10	UFA (Houston)
LB	Shaquille Quarterman	5	Free Agent
WR	Jalen Reagor	4	Free Agent
CB	Tarheeb Still	R	Draft Selection (5-137)
DL	Teair Tart	5	Free Agent
RB	Kimani Vidal	R	Draft Selection (6-181)

COACH LOCATIONS

For the 2024 season, 16 members of the Chargers coaching staff will be down on the sideline while nine others will be up in the booth. The location of each coach can be seen below:

CHARGERS COACHES DOWN ON THE SIDELINE (16)

Name	Position
Jim Harbaugh	Head Coach
Ryan Ficken	Special Teams Coordinator
Jesse Minter	Defensive Coordinator
Andy Bischoff	Run Game Coordinator/Tight Ends
NaVorro Bowman	Linebackers
Marcus Brady	Passing Game Coordinator
Steve Clinkscale	Defensive Backs
Shane Day	Quarterbacks
Mike Devlin	Offensive Line
Mike Elston	Defensive Line
Jonathan Goodwin	Offensive Assistant/Quarterbacks
Chris Gould	Assistant Special Teams
Nick Hardwick	Assistant Offensive Line
Sanjay Lal	Wide Receivers
Kiel McDonald	Running Backs
Dylan Roney	Defensive Assistant

CHARGERS COACHES UP IN THE BOOTH (9)

Name	Position
Greg Roman	Offensive Coordinator
Jeff Carpenter	Offensive Quality Control/Wide Receivers
Mike Hiestand	Defensive Assistant
Rick Minter	Senior Defensive Analyst
Robert Muschamp	Defensive Quality Control
Chris O'Leary	Safeties
Phil Serchia	Offensive Assistant
Marc Trestman	Senior Offensive Assistant
Will Tukuafu	Assistant Defensive Line

TEAM NOTES

WINNING THE TAKEAWAY BATTLE

The Chargers have recorded 13 takeaways and five giveaways this season, a plus-eight turnover differential that is tied for the fifth-best in the NFL in 2024.

Los Angeles' offense protects the football as well as any team in the NFL, as the five giveaways by the Bolts are tied for the fewest in the league.

TURNOVER DIFFERENTIAL, NFL, 2024

Rank	Team	TA	GA	Diff.
1.	Buffalo Bills	21	7	+14
	Pittsburgh Steelers	19	8	+11
3.	Chicago Bears	17	8	+9
	Detroit Lions	19	10	+9
5.	Los Angeles Chargers	13	5	+8
	Houston Texans	20	12	+8
7.	Green Bay Packers	19	14	+5
	Washington Commanders	10	5	+5

GIVEAWAYS LEADERS, NFL, 2024

Rank	Team	Giveaways
1.	Los Angeles Chargers	5
	Washington Commanders	5
3.	Buffalo Bills	7
4.	Chicago Bears	8
	Pittsburgh Steelers	8

DEFENSE GETS OFF THE FIELD

The Chargers defense is the second-best in the NFL and best in the AFC this season on third down, allowing conversions on just 32.3 percent of third downs this year.

Additionally, the Bolts defense has forced the offense into a three-and-out on 30 of the team's 112 defensive drives (26.8 pct.). It's the second highest defensive three-and-out rate in the AFC and ranks No. 3 in the NFL in 2024.

THIRD DOWN DEFENSE, NFL, 2024

Rank	Team	3D Att.	3D Conv.	3D Pct.
1.	Detroit	112	34	30.4
2.	L.A. Chargers	133	43	32.3
3.	Tennessee	120	39	32.5
4.	Chicago	125	41	32.8
5.	Cleveland	127	42	33.1

DEFENSIVE THREE-AND-OUT PERCENTAGE, NFL, 2024

Rank	Team	Percentage
1.	Pittsburgh Steelers	29.1
2.	Seattle Seahawks	28.4
3.	Los Angeles Chargers	26.8
4.	Tennessee Titans	26.4
5.	Miami Dolphins	25.7

A TOP DEFENSE

The Chargers rank No. 1 in the NFL in scoring defense in 2024, allowing just 14.5 points per game so far this season.

In all 10 games this season, the Chargers defense has held opponents to seven or fewer points in the first half. It is the longest active streak in the NFL and is the longest since 2001, when the Cleveland Browns held opponents to seven or fewer points in 10 consecutive games.

POINTS ALLOWED PER GAME, NFL, 2024

Rank	Team	Points Allowed/Game
1.	Los Angeles Chargers	14.5
2.	Pittsburgh Steelers	16.2
3.	Denver Broncos	16.6
4.	Minnesota Vikings	17.0
5.	Detroit Lions	17.7

FIRST HALVES WITH SEVEN OR FEWER POINTS ALLOWED, NFL, SINCE 2000

Rank	Seasons	Team	Games
1.	2001	Cleveland Browns	10
	2024	Los Angeles Chargers*	10
3	2000	Baltimore Ravens	8
	2002-03	San Francisco 49ers	8
	2011	San Francisco 49ers	8

**Active Streak*

GET AFTER THE QUARTERBACK

The Los Angeles defense gotten after the quarterback this season, tying for the fifth-most in the NFL with 34 sacks.

Since the beginning of November, the Bolts defense has 16 sacks, good for the most in the NFL over that span.

SACKS, NFL, 2024

Rank	Team	Sacks
1.	Denver Broncos	39
2.	New York Giants	36
3.	Baltimore Ravens	35
	Minnesota Vikings	35
5.	Los Angeles Chargers	34
	Houston Texans	34
	New York Jets	34
8.	Washington Commanders	29
9.	Cleveland Browns	28
	Philadelphia Eagles	28
	Tampa Bay Buccaneers	28

SACKS, NFL, 2024

Rank	Team	Sacks
1.	Los Angeles Chargers	16
2.	Los Angeles Rams	13
3.	Baltimore Ravens	11
	Minnesota Vikings	11
5.	New England Patriots	10

JUSTIN HERBERT

BIG-TIME PERFORMER

After he set rookie records in 2020 with eight 300-yard games and six three-touchdown performances, **Justin Herbert** continues to put up big-time performances.

Herbert has topped 300 passing yards 26 times in his career, tied for the fourth-most in a player's first five pro seasons in NFL history.

MOST GAMES WITH 300-PLUS PASSING YARDS, FIRST FIVE SEASONS, NFL HISTORY

Rank	Team	Player	Games
1.	K.C.	QB Patrick Mahomes	31
2.	StL	QB Kurt Warner*	29
3.	T.B.	QB Jameis Winston	27
4.	LAC	QB Justin Herbert	26
	Mia.	QB Dan Marino*	26
	Ind.	QB Andrew Luck	26
7.	LAR	QB Jared Goff	25

**Pro Football Hall of Famer*

Herbert has thrown for at least three touchdowns in 19 games, tied for No. 6 over a player's first five seasons. He has thrown multiple touchdown passes in 40 career games, tied for the sixth-most by a player through their first five professional seasons.

The fifth-year passer has thrown two or more touchdowns and eclipsed a passer rating of 100 in 29 career games, tied for the second-most by any player through the first five seasons of a career in NFL history.

MOST GAMES WITH THREE-PLUS TOUCHDOWN PASSES, FIRST FIVE SEASONS, NFL HISTORY

Rank	Team	Player	Games
1.	Mia.	QB Dan Marino*	33
2.	K.C.	QB Patrick Mahomes	28
3.	Cin.	QB Joe Burrow	21
	StL	QB Kurt Warner*	21
4.	Buf.	QB Josh Allen	20
6.	LAC	QB Justin Herbert	19
	Ind.	QB Peyton Manning*	19
8.	Atl.	QB Matt Ryan	18
	Cin.	QB Andy Dalton	18
	Dal.	QB Dak Prescott	18

MOST GAMES WITH MULTIPLE TOUCHDOWN PASSES, FIRST FIVE SEASONS, NFL HISTORY

Rank	Team	Player	Games
1.	Mia.	QB Dan Marino*	50
	K.C.	QB Patrick Mahomes	46
3.	Buf.	QB Josh Allen	45
	Ind.	QB Andrew Luck	45
5.	Ind.	QB Peyton Manning*	43
6.	LAC	QB Justin Herbert	40
	Cin.	QB Joe Burrow	40
	Cin.	QB Andy Dalton	40
9.	Atl.	QB Matt Ryan	39
10.	S.F.	QB Jeff Garcia	38

**Pro Football Hall of Famer*



HERBERT AS A PRO

Since entering the NFL, **Justin Herbert** ranks inside the NFL's top five in completions, passing yards, passing touchdowns and combined touchdowns. His 26 games with 300-plus passing yards rank tied for No. 2 in the NFL since 2020.

PASSING COMPLETIONS, NFL, SINCE 2020

Rank	Team/s	Player	Completions
1.	K.C.	QB Patrick Mahomes	1,901
2.	LAC	QB Justin Herbert	1,789
3.	Buf.	QB Josh Allen	1,766
4.	LAR/Det.	QB Jared Goff	1,688
5.	Min./Atl.	QB Kirk Cousins	1,606

PASSING YARDS, NFL, SINCE 2020

Rank	Team/s	Player	Passing Yards
1.	K.C.	QB Patrick Mahomes	21,416
2.	Buf.	QB Josh Allen	20,083
3.	LAC	QB Justin Herbert	19,409
4.	LAR/Det.	QB Jared Goff	18,702
5.	Min./Atl.	QB Kirk Cousins	18,171

PASSING TOUCHDOWNS, NFL, SINCE 2020

Rank	Team/s	Player	Passing Touchdowns
1.	K.C.	QB Patrick Mahomes	158
2.	Buf.	QB Josh Allen	155
3.	Min./Atl.	QB Kirk Cousins	132
4.	G.B./NYJ	QB Aaron Rodgers	128
5.	LAC	QB Justin Herbert	127
6.	Cin.	QB Joe Burrow	124

COMBINED TOUCHDOWNS, NFL, SINCE 2020

Rank	Team/s	Player	Combined Touchdowns
1.	Buf.	QB Josh Allen	196
2.	K.C.	QB Patrick Mahomes	167
3.	LAC	QB Justin Herbert	139
4.	Min./Atl.	QB Kirk Cousins	136
5.	Cin.	QB Joe Burrow	135
	G.B./NYJ	QB Aaron Rodgers	135

JUSTIN HERBERT

COMPLETING RECORDS

After setting the rookie completions record in 2020, **Justin Herbert** has completed 1,789 career passes, the most in NFL history through a player's first five seasons.

COMPLETIONS, FIRST FIVE SEASONS, NFL HISTORY

Rank	Team	Player	Completions
1.	LAC	QB Justin Herbert	1,789
2.	Oak.	QB Derek Carr	1,759
3.	Ind.	QB Peyton Manning*	1,749
4.	Atl.	QB Matt Ryan	1,654
5.	Mia.	QB Ryan Tannehill	1,653

**Pro Football Hall of Famer*

Herbert set the all-time records as the fastest player in NFL history to reach 1,000 completions (38th career game) and 1,500 completions (57th career game). The fifth-year passer was recently the fastest to reach 1,700 completions in NFL history (68th career game) and has a chance to set the record for fewest games to reach 1,800 completions.

FEWEST GAMES TO 1,700 COMPLETIONS, NFL HISTORY

Rank	Team/s	Player	Games
1.	LAC	QB Justin Herbert	68
2.	K.C.	QB Patrick Mahomes	69
3.	Det.	QB Matthew Stafford	71
4.	Was./Min.	QB Kirk Cousins	74
5.	Ind.	QB Andrew Luck	75
	Phi./Ind.	QB Carson Wentz	75

FEWEST GAMES TO 1,800 COMPLETIONS, NFL HISTORY

Rank	Team/s	Player	Games
1.	K.C.	QB Patrick Mahomes	73
2.	Det.	QB Matthew Stafford	75
3.	Ind.	QB Andrew Luck	79
	StL/Phi./Min.	QB Sam Bradford	79
	Was./Min.	QB Kirk Cousins	79
—	LAC	QB Justin Herbert	72

Herbert completed the second-most passes ever by any player before turning 26 years old and currently has the third-most completions in history by any player before turning 27 years old.

COMPLETIONS BEFORE TURNING 27 YEARS OLD, NFL HISTORY

Rank	Team/s	Player	Completions
1.	N.E.	QB Drew Bledsoe	1,887
2.	Det.	QB Matthew Stafford	1,848
3.	LAC	QB Justin Herbert	1,789
4.	Ind.	QB Peyton Manning*	1,749
5.	LAR/Det.	QB Jared Goff	1,667
6.	Buf.	QB Josh Allen	1,604
	K.C.	QB Patrick Mahomes	1,604

**Pro Football Hall of Famer*

A RATE ABOVE THE REST

Justin Herbert has registered a 102.1 passer rating this season, the third-best passer rating in the AFC and No. 6 in the NFL among qualified passers.

In each of the team's 10 games this season, Herbert has registered a passer rating of at least 90.0 — becoming the fifth player ever to do so in the first 10 games of a season.

PASSER RATING, QUALIFYING PASSERS, NFL, 2024

Rank	Team	Player	Passer Rating
1.	Bal.	QB Lamar Jackson	117.3
2.	Det.	QB Jared Goff	112.1
3.	Cin.	QB Joe Burrow	106.9
4.	N.O.	QB Derek Carr	106.4
5.	T.B.	QB Baker Mayfield	103.6
6.	LAC	QB Justin Herbert	102.1
7.	Phi.	QB Jalen Hurts	101.8

CONSECUTIVE GAMES TO START A SEASON WITH 90.0 PASSER RATING OR HIGHER, NFL HISTORY

Rank	Season	Team	Player	Games
1.	2004	Ind.	QB Peyton Manning ^{^*†}	15
2.	2018	LAC	QB Philip Rivers*	13
	2011	G.B.	QB Aaron Rodgers ^{^*†}	13
4.	2007	N.E.	QB Tom Brady ^{^*†}	11
5.	2024	LAC	QB Justin Herbert	10
	2013	Den.	QB Peyton Manning ^{^*†}	10

[^]Associated Press Most Valuable Player

^{*}Pro Bowl Selection

[†]Associated Press First-Team All-Pro

ELITE ON THIRD DOWN

Justin Herbert has completed 48-of-80 passes (60.0 pct.) for 587 yards and seven touchdowns (111.8 rating) on third down this season. He is tied for No. 2 in the NFL with seven passing touchdowns on third down in 2024, while his 111.8 passer rating ranks No. 5 among NFL passers with 50 third-down passing attempts.

PASSING TOUCHDOWNS, THIRD DOWN, NFL, 2024

Rank	Team	Player	Passing Touchdowns
1.	Cin.	QB Joe Burrow	10
2.	LAC	QB Justin Herbert	7
	Bal.	QB Lamar Jackson	7
	K.C.	QB Patrick Mahomes	7
	NYJ	QB Aaron Rodgers	7
6.	—	Six Other Players	6

PASSER RATING, THIRD DOWN, MIN. 50 ATT., NFL, 2024

Rank	Team	Player	Passer Rating
1.	Det.	QB Jared Goff	127.0
2.	N.O.	QB Derek Carr	124.9
3.	Bal.	QB Lamar Jackson	116.2
4.	K.C.	QB Patrick Mahomes	114.6
5.	LAC	QB Justin Herbert	111.8
6.	Cin.	QB Joe Burrow	111.7

JUSTIN HERBERT

HERBERT SETS PASSING YARDS RECORD

In 2023, **Justin Herbert** set the record for passing yards through a player's first four seasons (17,223). His 19,409 career passing yards rank No. 4 in NFL history through the first five seasons of a career. Herbert is also the only player ever to eclipse 4,000 yards in each of his first three years and the only player to top 4,500 yards in two of his first three seasons.

PASSING YARDS, FIRST FIVE SEASONS, NFL HISTORY

Rank	Team	Player	Passing Yards
1.	Ind.	QB Peyton Manning*	20,618
2.	T.B.	QB Jameis Winston	19,737
3.	Mia.	QB Dan Marino*	19,422
4.	LAC	QB Justin Herbert	19,409
5.	Ind.	QB Andrew Luck	19,078

*Pro Football Hall of Famer

Herbert topped 15,000 passing yards in his 52nd career game, becoming the second-fastest player in history to eclipse that mark. He currently has 19,409 yards and has a chance to be just the fourth player ever to reach 20,000 passing yards before turning 27 years old.

FEWEST GAMES TO 15,000 PASSING YARDS, NFL HISTORY

Rank	Team/s	Player	Games
1.	K.C.	QB Patrick Mahomes	49
2.	LAC	QB Justin Herbert	52
3.	Det.	QB Matthew Stafford	53
4.	Mia.	QB Dan Marino*	56
	StL/NYG	QB Kurt Warner*	56
	Cin.	QB Joe Burrow	56
	Ind.	QB Andrew Luck	56
	StL	QB Marc Bulger	56

YOUNGEST PLAYERS TO REACH 20,000 CAREER PASSING YARDS, NFL HISTORY

Rank	Team/s	Player	Age (Years-Days)
1.	N.E.	QB Drew Bledsoe	26-253
2.	Ind.	QB Peyton Manning*	26-266
3.	Det.	QB Matthew Stafford	26-282
4.	Mia.	QB Dan Marino*	27-3
5.	K.C.	QB Patrick Mahomes	27-15
6.	LAR/Det.	QB Jared Goff	27-17
7.	Buf.	QB Josh Allen	27-154
—	LAC	QB Justin Herbert	26-260^

*Pro Football Hall of Famer

^26 years, 260 days old on Nov. 25, 2024

CAPTAIN COMEBACK

Justin Herbert has led the Bolts to 11 career come-from-behind victories in the fourth quarter or overtime.

HERBERT'S FOURTH QUARTER/OVERTIME COMEBACK WINS

Date	Opponent	4Q/OT Deficit	Result
Dec. 17, 2020	at Las Vegas	24-27 (OT)	W, 30-27 (OT)
Sept. 12, 2021	at Washington	13-16	W, 20-16
Sept. 26, 2021	at Kansas City	21-24	W, 30-24
Oct. 10, 2021	vs. Cleveland	35-42	W, 47-42
Nov. 7, 2021	at Philadelphia	16-17	W, 27-24
Nov. 21, 2021	vs. Pittsburgh	34-37	W, 37-34
Oct. 9, 2022	at Cleveland	27-28	W, 30-28
Oct. 17, 2022	vs. Denver	13-16	W, 19-16 (OT)
Nov. 6, 2022	at Atlanta	14-17	W, 20-17
Nov. 27, 2022	at Arizona	17-24	W, 25-24
Sept. 24, 2023	at Minnesota	21-24	W, 28-24

Herbert's 11 career come-from-behind wins in the fourth quarter or overtime are the tied for the third-most in NFL since he entered the professional ranks in 2020.

FOURTH QUARTER/OVERTIME COMEBACK WINS, NFL, SINCE 2020

Rank	Team	Player	4Q/OT Comeback Wins
1.	Min./Atl.	QB Kirk Cousins	15
2.	K.C.	QB Patrick Mahomes	14
3.	LAC	QB Justin Herbert	11
	Sea./Den./Pit.	QB Russell Wilson	11
6.	Ari.	QB Kyler Murray	10
	LAR/Det.	QB Jared Goff	10
	L.V./N.O.	QB Derek Carr	10
	Pit.	QB Ben Roethlisberger	10
	T.B.	QB Tom Brady	10

HERBERT SETS ANOTHER TEAM RECORD

Justin Herbert set a team record for the most pass attempts without an interception, throwing 246 passes since Sept. 15, 2024. He broke his own previous team record, where he threw 233 consecutive passes without an interception.

CONSECUTIVE PASS ATTEMPTS WITHOUT AN INTERCEPTION, CHARGERS HISTORY

Rank	Quarterback	Dates	Consec. Attempts
1.	Justin Herbert	Sept. 15, 2024-Present	246
2.	Justin Herbert	Dec. 26, 2022-Oct. 1, 2023	233
3.	Drew Brees	Oct. 17, 2004-Dec. 5, 2004	194
4.	Philip Rivers	Nov. 27, 2011-Dec. 24, 2011	170
5.	Dan Fouts	Sept. 27, 1981-Oct. 25, 1981	168

JUSTIN HERBERT

CLOSING OUT WINS

Justin Herbert has been clutch late in games dating back to his rookie season. In his career, Herbert has engineered 15 game-winning drives in the fourth quarter or overtime, good for the fourth-most since he entered the NFL in 2020.

JUSTIN HERBERT'S CAREER GAME-WINNING DRIVES

Game	Drive Length	Game-Winning Score
Dec. 13, 2020 vs. Atl.	6 plays, 49 yds (0:31)	Badgley 43-yd FG
Dec. 17, 2020 at L.V.	5 plays, 75 yds (1:49)	Herbert 1-yd TD run*
Dec. 27, 2020 vs. Den.	7 plays, 56 yds (2:01)	Badgley 37-yd FG
Sept. 12, 2021 at Was.	3 plays, 3 yds (0:45)	M.Williams 3-yd TD rec.
Sept. 26, 2021 at K.C.	8 plays, 59 yds (1:10)	M.Williams 4-yd TD rec.
Oct. 10, 2021 vs. Cle.	5 plays, 48 yds (0:31)	Ekeler 3-yd TD run
Nov. 7, 2021 at Phi.	15 plays, 64 yds (6:05)	Hopkins 29-yd FG
Nov. 21, 2021 vs. Pit.	3 plays, 75 yds (1:15)	M.Williams 53-yd TD rec.
Oct. 9, 2022 at Cle.	13 plays, 66 yds (6:26)	Bertolet 27-yd FG
Oct. 17, 2022 vs. Den.	4 plays, 7 yds (2:08)	Hopkins 39-yd FG*
Nov. 6, 2022 at Atl.	3 plays, 24 yds (0:34)	Dicker 37-yd FG
Nov. 27, 2022 at Ari.	7 plays, 38 yds (1:33)	Ekeler 1-yd TD rec.
Dec. 18, 2022 vs. Ten.	6 plays, 52 yards (0:44)	Dicker 43-yd FG
Sept. 24, 2023 at Min.	7 plays, 75 yards (3:15)	Palmer 30-yd TD rec.
Nov. 17, 2024 vs. Cin.	4 plays, 84 yards (0:27)	Dobbins 29-yd TD run

*Game-winning drive was in overtime

GAME-WINNING DRIVES IN FOURTH QUARTER OR OVERTIME, NFL, SINCE 2020

Rank	Team/s	Player	Game-Winning Drives
1.	Min./Atl.	QB Kirk Cousins	18
2.	K.C.	QB Patrick Mahomes	16
	L.V./N.O.	QB Derek Carr	16
4.	LAC	QB Justin Herbert	15
5.	Buf.	QB Josh Allen	13
	T.B.	QB Tom Brady	13

Herbert posted a game-winning drive in the fourth quarter or overtime of three-straight games in 2020, becoming just the third rookie to do so since the 1970 NFL-AFL merger. The two others — Ben Roethlisberger (2004) and Vince Young (2006) — also won Offensive Rookie of the Year honors from *The Associated Press*.

ROOKIE QUARTERBACKS WITH THREE CONSECUTIVE GAME-WINNING DRIVES, SINCE 1970

Season	Team	Quarterback	Consecutive Games
2020	LAC	Justin Herbert*	3 (Dec. 13 — Dec. 27)
2006	Ten.	Vince Young*	3 (Nov. 26 — Dec. 10)
2004	Pit.	Ben Roethlisberger*	3 (Dec. 5 — Dec. 18)

*Won AP Offensive Rookie of the Year



TOUCHDOWN MACHINE

After setting the all-time rookie record with 31 touchdown passes in 2020, **Justin Herbert** joined Hall of Famer Peyton Manning as the only players ever to throw 25 touchdown passes in each of their first three seasons.

Herbert has now thrown for 127 career passing scores, tied for No. 6 in NFL history through the first five seasons of a career. In 2023, he eclipsed 100 career touchdown passes in Week 3, making him the fifth-fastest (52 games) and fourth-youngest (25 years, 198 days) to eclipse that mark.

PASSING TOUCHDOWNS, FIRST FIVE SEASONS, NFL HISTORY

Rank	Team	Player	Passing Touchdowns
1.	Mia.	QB Dan Marino*	168
2.	K.C.	QB Patrick Mahomes	151
3.	Ind.	QB Peyton Manning*	138
	Buf.	QB Josh Allen	138
5.	Ind.	QB Andrew Luck	132
6.	LAC	QB Justin Herbert	127
	Atl.	QB Matt Ryan	127
	Sea.	QB Russell Wilson	127
9.	Cin.	QB Joe Burrow	124
		QB Andy Dalton	124

FEWEST GAMES TO 100 PASSING TOUCHDOWNS, NFL HISTORY

Rank	Team	Player	Games
1.	K.C.	QB Patrick Mahomes	40
2.	Mia.	QB Dan Marino*	44
3.	StL	QB Kurt Warner*	50
4.	Bal.	QB Johnny Unitas*	51
5.	LAC	QB Justin Herbert	52
6.	Hou.	QB Deshaun Watson	53

YOUNGEST PLAYERS TO REACH 100 CAREER PASSING TOUCHDOWNS, NFL HISTORY

Rank	Team	Player	Age (Years-Days)
1.	Mia.	QB Dan Marino*	24-357
2.	K.C.	QB Patrick Mahomes	25-52
3.	Hou.	QB Deshaun Watson	25-104
4.	LAC	QB Justin Herbert	25-198
5.	Buf.	QB Josh Allen	25-219
6.	Ind.	QB Peyton Manning*	25-232

*Pro Football Hall of Famer

JUSTIN HERBERT



DUAL-THREAT QUARTERBACK

Justin Herbert set the record for combined touchdowns as a rookie (36) and through a player's first two seasons (77). His 102 combined touchdowns were also the most in history through the first three seasons of a career.

He now has 139 career combined touchdowns, good for the eighth-most in NFL history through the first five seasons of a career.

COMBINED TOUCHDOWNS, FIRST FIVE SEASONS, NFL HISTORY

Rank	Team	Player	Combined Touchdowns
1.	Buf.	QB Josh Allen	176
2.	Mia.	QB Dan Marino*	171
3.	Car.	QB Cam Newton	160
4.	K.C.	QB Patrick Mahomes	159
5.	Ind.	QB Peyton Manning*	147
6.	Ind.	QB Andrew Luck	146
7.	Sea.	QB Russell Wilson	140
8.	LAC	QB Justin Herbert	139
9.	Cin.	QB Andy Dalton	138
10.	S.F.	QB Jeff Garcia	135

**Pro Football Hall of Famer*

In the team's Week 10 win over Tennessee, Herbert ran in a four-yard score and threw a 16-yard touchdown, marking his 11th career game with a passing and a rushing touchdown. His 11 such games are the second-most in Chargers history.

MOST GAMES WITH A PASSING TOUCHDOWN AND A RUSHING TOUCHDOWN, CHARGERS HISTORY

Rank	Seasons	Player	Games
1.	1962-72	QB John Hadl*	12
2.	2020-Present	QB Justin Herbert	11
3.	1960-62	QB Jack Kemp	10
4.	1973-87	QB Dan Fouts*	9
5.	2001-09	RB LaDainian Tomlinson	5

**Pro Football Hall of Famer*

THREADING THE NEEDLE ON THIRD DOWN

In his 72 career starts, Justin Herbert has been the one of the best passers in the NFL at moving the chains on third down. He has completed 433 passes on 706 attempts (61.3 pct.) for 5,231 yards and 49 touchdowns with 18 interceptions (96.6 passer rating). Herbert's 433 completions lead the NFL, while his 5,231 passing yards rank second on third down since 2020.

Herbert tied for the league lead with 14 touchdown passes on third down in 2020, good for the most by a rookie in the last 40 seasons. He has added 35 since then, giving him 49 third-down passing scores since entering the professional ranks, which is good for No. 2 over that span.

Herbert's 96.6 passer rating on third down ranks ninth in the NFL over the last five years among players with at least 300 passing attempts on third down.

THIRD DOWN COMPLETIONS, NFL, SINCE 2020

Rank	Team/s	Player	Completions
1.	LAC	QB Justin Herbert	433
2.	K.C.	QB Patrick Mahomes	416
3.	LAR/Det.	QB Jared Goff	407
4.	Min./Atl.	QB Kirk Cousins	395
5.	L.V./N.O.	QB Derek Carr	387

THIRD DOWN PASSING YARDS, NFL, SINCE 2020

Rank	Team	Player	Passing Yards
1.	K.C.	QB Patrick Mahomes	5,626
2.	LAC	QB Justin Herbert	5,231
3.	L.V./N.O.	QB Derek Carr	5,109
4.	Min./Atl.	QB Kirk Cousins	4,709
5.	LAR/Det.	QB Jared Goff	4,702

THIRD DOWN PASSING TOUCHDOWNS, NFL, SINCE 2020

Rank	Team/s	Player	Passing Touchdowns
1.	K.C.	QB Patrick Mahomes	59
2.	LAC	QB Justin Herbert	49
3.	Min./Atl.	QB Kirk Cousins	46
4.	Buf.	QB Josh Allen	44
5.	T.B.	QB Tom Brady	39

Herbert ranks No. 2 in the NFL with 309 passing first downs on third down over the past five seasons. He threw for 12 third-down conversions in 2021's Week 1 win at Washington, the most passing first downs in a single game on third down since Andrew Luck did so in 2012. Herbert sported a league-leading 79 passing first downs on third down in 2021.

THIRD DOWN PASSING FIRST DOWNS, NFL, SINCE 2020

Rank	Team/s	Player	Passing First Downs
1.	K.C.	QB Patrick Mahomes	325
2.	LAC	QB Justin Herbert	309
3.	Buf.	QB Josh Allen	278
4.	LAR/Det.	QB Jared Goff	268
5.	L.V./N.O.	QB Derek Carr	261

JUSTIN HERBERT

FEELING IT ON FOURTH DOWN

Since entering the NFL in 2020, **Justin Herbert** has been one of the league's top passers on fourth down. He threw a pair of fourth-down touchdowns in Week 10 of the 2023 season, giving him 10 passing scores on fourth down since coming into the NFL in 2020, ranking No. 3 in the league over that span.

FOURTH DOWN PASSING TOUCHDOWNS, NFL, SINCE 2020

Rank	Team/s	Player	Passing Touchdowns
1.	Buf.	QB Josh Allen	12
	Min./Atl.	QB Kirk Cousins	12
3.	LAC	QB Justin Herbert	10
4.	LAR/Det.	QB Jared Goff	8
	Cin.	QB Joe Burrow	8
6.	Ari.	QB Kyler Murray	7
	Phi.	QB Jalen Hurts	7

Herbert also leads the NFL over that span in passing yards (531). He has the second-most completions (38), passing first downs (34) and No. 3 fourth-down passer rating (116.9) since 2020 among players with at least 30 passing attempts on fourth down.

FOURTH DOWN COMPLETIONS, NFL, SINCE 2020

Rank	Team/s	Player	Completions
1.	Min./Atl.	QB Kirk Cousins	39
2.	LAC	QB Justin Herbert	38
3.	LAR/Det.	QB Jared Goff	36
4.	Cin.	QB Joe Burrow	32
5.	Jax.	QB Trevor Lawrence	31

FOURTH DOWN PASSING YARDS, NFL, SINCE 2020

Rank	Team	Player	Passing Yards
1.	LAC	QB Justin Herbert	531
2.	Min./Atl.	QB Kirk Cousins	508
3.	Cin.	QB Joe Burrow	404
4.	LAR/Det.	QB Jared Goff	376
5.	Ari.	QB Kyler Murray	347
	Phi.	QB Jalen Hurts	347

FOURTH DOWN PASSING FIRST DOWNS, NFL, SINCE 2020

Rank	Team/s	Player	Passing First Downs
1.	Min./Atl.	QB Kirk Cousins	37
2.	LAC	QB Justin Herbert	34
3.	LAR/Det.	QB Jared Goff	33
4.	Cin.	QB Joe Burrow	28
	Jax.	QB Trevor Lawrence	28

FOURTH DOWN PASSER RATING, MIN. 30 ATT., NFL, SINCE 2020

Rank	Team/s	Player	Passer Rating
1.	Cin.	QB Joe Burrow	127.2
2.	Phi.	QB Jalen Hurts	121.4
3.	LAC	QB Justin Herbert	116.9
4.	Atl./Ind.	QB Matt Ryan	112.1
5.	Min./Atl.	QB Kirk Cousins	110.3

LEGGING IT OUT

In the team's *Sunday Night Football* victory over Pittsburgh in Week 11 of the 2021 season, **Justin Herbert** threw for 382 yards and ran for 90 yards, becoming the only player to ever top 350 yards passing and 90 yards rushing in a single game. He was the fifth player ever to run for 90 yards and pass for 300 in the same game.

QUARTERBACKS WITH 300 PASSING YARDS AND 90 RUSHING YARDS, SINGLE GAME, NFL HISTORY

Season (Wk)	Team	Quarterback	Pass Yds	Rush Yds
2022 (2)	Bal.	Lamar Jackson	318	119
2021 (14)	Buf.	Josh Allen	308	109
2021 (11)	LAC	Justin Herbert	382	90
2015 (15)	Car.	Cam Newton	340	100
2014 (7)	Sea.	Russell Wilson	313	106
2011 (5)	Phi.	Mike Vick	315	90
1989 (15)	Phi.	Randall Cunningham	306	92

TARGET ACQUIRED

Justin Herbert has thrown touchdowns to 21 players, including 15 with multiple scores. He's most frequently thrown touchdowns to WR Keenan Allen, who caught 24 scores from Herbert. The first passing score of his career went to WR Jalen Guyton, who also caught the first touchdown of his career on the play.

HERBERT'S CAREER TOUCHDOWN PASSES BY RECEIVER

Receiver	Touchdown Passes
WR Keenan Allen	24
WR Mike Williams	18
RB Austin Ekeler	16
TE Donald Parham Jr.	11
WR Joshua Palmer	9
TE Gerald Everett	7
WR Jalen Guyton	7
WR Quentin Johnston	7
TE Jared Cook	4
TE Hunter Henry	4
WR Ladd McConkey	4
WR DeAndre Carter	3
WR Tyron Johnson	3
FB Zander Horvath	2
FB Gabe Nabers	2
TE Stephen Anderson	1
TE Will Dissly	1
WR Simi Fehoko	1
TE Virgil Green	1
TE Stone Smartt	1
RB Kimani Vidal	1
Total (21 Receivers)	127

JUSTIN HERBERT IN PRIMETIME

A PRIME-TIME PRODIGY

Since entering the NFL, **Justin Herbert** has made 18 starts in primetime, leading the Bolts to wins on each of the regularly-slated prime-time games — *Thursday Night Football*, *Sunday Night Football* and *Monday Night Football*.

He has been one of the best quarterbacks under the lights since entering the NFL in 2020, with his 93.9 passer rating in prime-time games ranking No. 7 in the NFL over the that span among players with at least 500 prime-time passing attempts.

Herbert has thrown 32 touchdown passes in his 18 prime-time starts, ranking No. 6 in the NFL in primetime since he entered the league in 2020.

PRIME-TIME PASSER RATING, MIN. 500 ATT., SINCE 2020

Rank	Team/s	Player	Passer Rating
1.	G.B./NYJ	QB Aaron Rodgers	113.2
2.	Buf.	QB Josh Allen	103.7
3.	Bal.	QB Lamar Jackson	100.2
4.	Dal.	QB Dak Prescott	99.6
5.	K.C.	QB Patrick Mahomes	97.1
6.	Sea./Den./Pit.	QB Russell Wilson	95.9
7.	LAC	QB Justin Herbert	93.9

THURSDAY NIGHT FOOTBALL

As a rookie in 2020, **Justin Herbert** recorded his first career comeback win in the fourth quarter or overtime in Week 15 at Las Vegas, leading the Bolts to a 30-27 overtime victory. He finished the game with 314 passing yards and two touchdowns on 22-of-32 passing (68.8 pct.) for a 121.1 passer rating. Herbert added a rushing touchdown in overtime to secure the victory.

At 22 years, 282 days old, Herbert became the second-youngest player to mount a come-from-behind win in the fourth quarter or overtime of a Thursday night game in NFL history.

YOUNGEST QUARTERBACKS TO LEAD A COME-FROM-BEHIND WIN IN FOURTH QUARTER OR OVERTIME, THURSDAY NIGHT GAMES, NFL HISTORY

Rk.	Team	Game	Player	Age (Yrs-Days)
1.	S.F.	Dec. 14, 2006 at Sea.	QB Alex Smith	22-221
2.	LAC	Dec. 17, 2020 at L.V.	QB Justin Herbert	22-282
3.	Dal.	Dec. 1, 2016 at Min.	QB Dak Prescott	23-125

MONDAY NIGHT FOOTBALL

In seven appearances on *Monday Night Football*, **Justin Herbert** has thrown for 1,671 yards and nine scores with three interceptions on 171-of-266 passing (64.3 pct.) for a 88.4 passer rating.

In 2020, Herbert tossed four touchdown passes on *Monday Night Football*, setting the program's single-game rookie passing touchdown record. He added three touchdowns in the lone Monday night contest in 2021, making him one of four players with seven or more touchdown passes in their first two starts on *MNF* since the program began in 1970.

SUNDAY NIGHT FOOTBALL

Justin Herbert has appeared in eight career games on *Sunday Night Football*, totaling 2,420 passing yards and 16 touchdowns with five interceptions on 224-of-341 passing (65.7 pct.) for a 95.9 passer rating. In four of those games, Herbert has registered a completion percentage of at least 65.0 and attempted at least 40 passes, tied for the third-most performances since the program's inception in 2006.

In the team's Week 14 win on *SNF* in 2022, Herbert completed 39 passes on 51 attempts (76.5 pct.) for 367 yards and a touchdown with zero interceptions (102.3 rating). His 76.5 completion percentage was the best ever in a Sunday night contest by a quarterback to throw zero interceptions and 45-plus attempts.

HIGHEST COMPLETION PCT., SUNDAY NIGHT GAME, MIN. 45 ATT., AND ZERO INTERCEPTIONS, NFL HISTORY

Rk.	Team	Game	Player	Comp. Pct.
1.	LAC	Dec. 11, 2022 vs. Mia.	QB Justin Herbert	76.5
2.	T.B.	Oct. 2, 2022 vs. K.C.	QB Tom Brady	75.0
3.	N.E.	Oct. 27, 1996 vs. Buf.	QB Drew Bledsoe	71.1
4.	K.C.	Nov. 14, 2021 at L.V.	QB Patrick Mahomes	70.0

Herbert completed his first 15 passes of the team's 2023 Week 8 win over Chicago on *SNF*, finishing with 298 yards and three touchdowns with zero interceptions on 31-of-40 passing (77.5 pct.) to register a 122.7 passer rating. Herbert's completion percentage was the fourth-highest in a Sunday night contest in NFL history among players with at least 40 passing attempts and zero interceptions.

HIGHEST COMPLETION PCT., SUNDAY NIGHT GAME, MIN. 40 ATT., AND ZERO INTERCEPTIONS, NFL HISTORY

Rk.	Team	Game	Player	Comp. Pct.
1.	N.O.	Nov. 10, 2013 vs. Dal.	QB Drew Brees	82.9
2.	Mia.	Nov. 5, 2017 vs. Oak.	QB Jay Cutler	81.0
3.	N.O.	Oct. 4, 2015 vs. Dal.	QB Drew Brees	80.5
4.	LAC	Oct. 29, 2023 vs. Chi.	QB Justin Herbert	77.5
5.	LAC	Dec. 11, 2022 vs. Mia.	QB Justin Herbert	76.5

Herbert made his first career appearance on *SNF* in Week 11 of 2021 against Pittsburgh, throwing for 382 yards and three touchdowns with an interception on 31-of-40 passing (73.2 pct.) for a 116.1 passer rating. He added 90 rushing yards to become the first player ever to have at least 350 yards passing and 90 yards rushing in a single game.

His 116.1 passer rating was the best in a quarterback's first career start on *SNF* with at least 40 passing attempts since the program began in 2006. It was also the best passer rating by a quarterback ever in their first career start in Sunday night game (min. 40 att.).

PASSER RATING, FIRST CAREER START IN A SUNDAY NIGHT GAME, MINIMUM 40 ATTEMPTS, NFL HISTORY

Rk.	Team	Game	Player	Passer Rtg.
1.	LAC	Nov. 21, 2021 vs. Pit.	QB Justin Herbert	116.1
2.	Ari.	Oct. 2, 2005 vs. S.F.	QB Josh McCown	109.4
3.	StL	Nov. 18, 2001 at N.E.	QB Kurt Warner	105.4

JUSTIN HERBERT

A ROOKIE CAMPAIGN FOR THE AGES

AWARDS

- *The Associated Press* Offensive Rookie of the Year
- *Professional Football Writers of America* Rookie of the Year
- PFWA Offensive Rookie of the Year
- PFWA All-Rookie Selection
- NFL Offensive Rookie of the Month (October)
- NFL Offensive Rookie of the Month (November)
- FedEx NFL Air Player of the Week — Week 11 vs. NYJ (fan vote)
- Voted by fans as the Pepsi Zero Sugar Rookie of the Year
- Nine-time Pepsi Zero Sugar Rookie of the Week (voted by fans)

RECORDS AT THE TIME

- Most passing touchdowns by a rookie quarterback ever (31).
- Most combined touchdowns by a rookie in NFL history (36).
- Most consecutive games by a rookie quarterback with multiple passing touchdowns in NFL history (seven).
- Most performances by a rookie quarterback with 300-plus passing yards in NFL history (eight).
- Most performances by a rookie quarterback with three-plus touchdowns in NFL history (six).
- Most games by a rookie quarterback with multiple touchdown passes in NFL history (10).
- Most completions ever by a rookie quarterback (396).
- Youngest player ever to throw 30 touchdowns in a single season, doing so at 22 years, 299 days old.
- Tied for the longest streak of game-winning drives (three games) in the fourth quarter or overtime by a rookie quarterback in the Super Bowl era (since 1966).
- Recorded the first win in pro football history by a rookie quarterback while posting 300 passing yards, three touchdown passes, a rushing score and no interceptions.
- Most passing touchdowns by a rookie quarterback in a game (four) and a half (three) in *Monday Night Football* history.
- Tied for the longest streak of games with three-plus touchdown passes by a rookie quarterback in NFL history (four).
- Tied for the most 300-yard passing performances in a player's first two career games (two).
- Became the first player since at least 1970 to register over 1,500 passing yards and a 100-plus passer rating through the first five games of a career.
- Set marks for the most passing attempts, completions, passing yards and touchdown passes by a rookie quarterback in Chargers history.
- Recorded the most single-game rushing yards by a quarterback in team annals (66 in Week 7 vs. Jax.).

ACCOMPLISHMENTS AND OTHER NOTES AT THE TIME

- Ranked second among rookie quarterbacks in NFL history with 4,336 passing yards on the season.
- Joined Patrick Mahomes as the only players in history to eclipse 4,000 passing yards in the first 14 starts of a career.
- Became the second player in NFL history to top 250 passing yards in each of the first seven games of a career (Mahomes).
- Threw a touchdown pass in each of his first 10 games played, the second-longest streak to open an career in NFL history.
- Threw for 277 yards in the first half of Week 11, the most by any rookie quarterback in a first half over the last 40 seasons.
- Became the third quarterback in NFL history to have 300 passing yards and a rushing score in a debut.
- Threw for the fourth-most passing yards in a debut since 1970.
- Became the first quarterback to throw a touchdown and run for a score in the first half of a debut since 1954.

OFFENSIVE ROOKIE OF THE YEAR

Justin Herbert earned widespread recognition as the Offensive Rookie of the Year, including as the 10th quarterback in history to win the honor from *The Associated Press*. Herbert was also selected by *Professional Football Writers of America* as Rookie of the Year and Offensive Rookie of the Year — becoming the second and seventh quarterback to win those awards, respectively. He is the first player in history to be recognized with all three honors.

QUARTERBACKS TO WIN AP OFFENSIVE ROOKIE OF THE YEAR

Season	Team	Player	Combined TDs
2023	Hou.	C.J. Stroud	26
2020	LAC	Justin Herbert	36
2019	Ari.	Kyler Murray	24
2016	Dal.	Dak Prescott	29
2012	Was.	Robert Griffin III	27
2011	Car.	Cam Newton	35
2010	StL	Sam Bradford	19
2008	Atl.	Matt Ryan	17
2006	Ten.	Vince Young	19
2004	Pit.	Ben Roethlisberger	18
1970	Buf.	Dennis Shaw	10

HOT OUT OF THE GATE

Justin Herbert kicked off his career with a pair of historic streaks. As a rookie, he tossed a touchdown pass in each of the first 10 games of his career, just one less than the all-time record. Herbert's streak of games with 250-plus passing yards to start a career ended at seven contests, ranking second in NFL history.

PLAYERS WITH A PASSING TOUCHDOWN, CONSECUTIVE GAMES TO START CAREER, NFL HISTORY

Rank	Team	Player	Consecutive Games
1.	Was.	QB Mark Rypien	11
2.	LAC	QB Justin Herbert	10
3.	Den.	QB Jay Cutler	9

PLAYERS WITH 250 PASSING YARDS, CONSECUTIVE GAMES TO START CAREER, NFL HISTORY

Rank	Team	Player	Consecutive Games
1.	K.C.	QB Patrick Mahomes	10
2.	LAC	QB Justin Herbert	7
3.	—	Seven Other Players	2

J.K. DOBBINS



DOBBINS FINDS PAYDIRT

One of football's best running backs this year, **J.K. Dobbins** has scored eight rushing touchdowns, good for No. 4 in the AFC and tied for the sixth-most in the NFL.

RUSHING TOUCHDOWNS, NFL, 2024

Rank	Team	Player	Rushing Touchdowns
1.	Bal.	RB Derrick Henry	13
2.	Phi.	QB Jalen Hurts	11
3.	Buf.	RB James Cook	10
	Det.	RB David Montgomery	10
	Hou.	RB Joe Mixon	10
6.	LAC	RB J.K. Dobbins	8
	Det.	RB Jahmyr Gibbs	8
	LAR	RB Kyren Williams	8
	Phi.	RB Saquon Barkley	8
10.	Sea.	RB Kenneth Walker III	7
	Was.	RB Brian Robinson Jr.	7

SETTING THE PACE

J.K. Dobbins ranks No. 2 among AFC running backs this season with his 4.78-yard rushing average (min. 100 att.) and ranks No. 3 in the AFC with 726 rushing yards.

The Ohio State product has 22 carries for 10-plus yards this season, ranking third in the AFC.

RUSHING AVERAGE, RBs, MIN. 100 ATT., AFC, 2024

Rank	Team	Player	Rushing Average
1.	Bal.	RB Derrick Henry	6.02
2.	LAC	RB J.K. Dobbins	4.78
3.	Ind.	RB Jonathan Taylor	4.49
4.	Hou.	RB Joe Mixon	4.47
5.	Buf.	RB James Cook	4.35

RUSHING YARDS, AFC, 2024

Rank	Team	Player	Rushing Yards
1.	Bal.	RB Derrick Henry	1,185
2.	Hou.	RB Joe Mixon	764
3.	LAC	RB J.K. Dobbins	726
4.	Pit.	RB Najee Harris	708
5.	Ten.	RB Tony Pollard	681

RUSHES OF 10-PLUS YARDS, AFC, 2024

Rank	Team	Player	No.
1.	Bal.	QB Lamar Jackson	24
2.	Bal.	RB Derrick Henry	23
3.	LAC	RB J.K. Dobbins	22
4.	Hou.	RB Joe Mixon	21
5.	Ind.	RB Jonathan Taylor	20

J.K. DOBBINS

DOBBINS DOMINATES FIRST TWO WEEKS

J.K. Dobbins built off his dominant Week 1 performance in Week 2 to record 131 rushing yards and a score on 17 carries (7.7 avg.). He scored on a 43-yard run in the second quarter, his league-leading third run of at least 40 yards in 2024 to that point.

He became just the sixth player in the last 75 years and first since 1998 to record back-to-back games with 130 yards on the ground and a rushing score in his team's first two games of a season. Dobbins also is the seventh player in the last 75 years and first since 2006 to begin a season with two consecutive games with 130-plus yards on the ground.

PLAYERS WITH 130 RUSHING YARDS AND A RUSHING TOUCHDOWN, CONSECUTIVE GAMES TO START SEASON, NFL, SINCE 1948

Season	Team	Player	Consecutive Games
1975	Buf.	RB O.J. Simpson*	4
2024	LAC	RB J.K. Dobbins	2
1998	S.F.	RB Garrison Hearst	2
1980	Det.	RB Billy Sims	2
1963	Cle.	RB Jim Brown*	2
1955	BalC**	RB Alan Ameche	2

PLAYERS WITH 130 RUSHING YARDS, CONSECUTIVE GAMES TO START SEASON, NFL, SINCE 1948

Season	Team	Player	Consecutive Games
1975	Buf.	RB O.J. Simpson*	4
2024	LAC	RB J.K. Dobbins	2
2006	Atl.	RB Warrick Dunn	2
1998	S.F.	RB Garrison Hearst	2
1980	Det.	RB Billy Sims	2
1963	Cle.	RB Jim Brown*	2
1955	BalC**	RB Alan Ameche	2

*Pro Football Hall of Famer

**Baltimore Colts



DOBBINS RUNS WILD IN WEEK 1 WIN

In the Week 1 victory, **J.K. Dobbins** rushed for 135 yards and a touchdown on 10 carries (13.5 avg.), highlighted by multiple carries of 45-plus yards.

Dobbins, who returned to action after missing most of last season due to injury, became just the third player in the last 30 seasons to post multiple 45-yard runs a Week 1 contest, while his 13.5-yard rushing average was the best by any player in the first week of a season in NFL history (min. 10 att.).

He headlined a Bolts rushing offense that ran for 176 yards and averaged 6.5 yards per attempt in the victory, the best rushing average by any AFC team in Week 1.

RUSHING AVERAGE, SINGLE GAME, MINIMUM 10 ATTEMPTS, KICKOFF WEEKEND, NFL HISTORY

Rk.	Team	Game	Player	Rush Avg.
1.	LAC	Sept. 8, 2024 vs. L.V.	RB J.K. Dobbins	13.5
2.	ChiC*	Sept. 29, 1949 vs. Was.	HB Charley Trippi	13.0
3.	ChiC*	Sept. 27, 1959 vs. Was.	WR Bobby Joe Conrad	12.7
4.	NYJ	Sept. 11, 2023 vs. Buf.	RB Breece Hall	12.7
5.	Buf.	Sept. 8, 2012 at NYJ	RB C.J. Spiller	12.1

*Chicago Cardinals

RUSHES OF 45-PLUS YARDS, SINGLE GAME, KICKOFF WEEKEND, SINCE 1991

Rk.	Team	Game	Player	No.
1.	LAC	Sept. 8, 2024 vs. L.V.	RB J.K. Dobbins	2
	Buf.	Sept. 8, 2012 at NYJ	RB C.J. Spiller	2
	Min.	Sept. 6, 1992 at G.B.	RB Terry Allen	2
4.	—	Several Others		1

DERWIN JAMES JR.



DERWIN'S PICKS AND SACKS BY PASSER

Derwin James Jr., has recorded eight interceptions and 13.0 sacks in his career. He has brought down Patrick Mahomes the most, totaling two sacks of the Texas Tech product. Below is a look at his career regular-season sacks and interceptions by passer:

REGULAR-SEASON CAREER INTs BY PASSER (8)

INTs	Passer	Most Recent INT
1	QB Tyson Bagent	Oct. 29, 2023 vs. Chi.
	QB Derek Carr	Oct. 4, 2021 vs. L.V.
	QB Nick Foles	Dec. 26, 2022 at Ind.
	QB Jared Goff	Sept. 23, 2018 at LAR
	QB Drew Lock	Nov. 28, 2021 at Den.
	QB Kyler Murray	Nov. 27, 2022 at Ari.
	QB Ben Roethlisberger	Dec. 2, 2018 at Pit.
	QB Josh Rosen	Nov. 25, 2018 vs. Ari.

REGULAR-SEASON CAREER SACKS BY PASSER (13.0)

Sacks	Passer	Most Recent Sack
2.0	QB Patrick Mahomes	Nov. 20, 2022 vs. K.C.
1.5	QB Baker Mayfield	Oct. 10, 2021 vs. Cle.
1.0	QB Josh Allen	Sept. 16, 2018 at Buf.
	QB C.J. Beathard	Sept. 30, 2018 vs. S.F.
	QB Joe Burrow	Nov. 17, 2024 vs. Cin.
	QB Derek Carr	Sept. 11, 2022 vs. L.V.
	QB Justin Fields	Sept. 22, 2024 at Pit.
	QB Marcus Mariota	Nov. 6, 2022 at Atl.
	QB Jarrett Stidham	Dec. 31, 2023 at Den.
	QB Russell Wilson	Oct. 17, 2022 vs. Den.
	QB Bailey Zappe	Dec. 3, 2023 at N.E.
0.5	QB Dak Prescott	Sept. 19, 2021 vs. Dal.

AMONG THE BEST THROUGH 70 GAMES

Derwin James Jr., who has appeared in 74 career games, recorded 521 tackles, 27 tackles for loss and 12.5 sacks in his first 70 career games played. He was just the 10th NFL player and the first defensive back to record 500 tackles, 25 tackles for loss and 10.0 sacks within the first 70 games of a career since tackles for loss began being tracked in 2008.

PLAYERS WITH 500 TACKLES, 25 TACKLES FOR LOSS AND 10 SACKS, FIRST 70 CAREER GAMES, NFL, SINCE 2008

Seasons	Team/s	Player	Sacks	TFL	Tackles
2018-24	LAC	S Derwin James Jr.	12.5	27	521
2019-23	T.B.	LB Devin White	21.5	37	539
2018-23	Ind.	LB Shaquille Leonard	15.0	32	605
2018-22	Chi./Bal.	LB Roquan Smith	16.5	47	611
2016-20	G.B./NYG	LB Blake Martinez	12.0	35	586
2012-17	Ind./Chi.	LB Jerrell Freman	12.0	29	598
2012-16	Sea.	LB Bobby Wagner	12.0	30	621
2012-16	T.B.	LB Lavonte David	14.0	78	620
2010-15	S.F.	LB NaVorro Bowman	10.0	33	507
2007-11	S.F.	LB Patrick Willis	16.0	34	649

James is also one of six players — and the only defensive back — since the turn of the century to post 500 tackles, five interceptions and 10 sacks within the first 70 games of a career.

PLAYERS WITH 500 TACKLES, FIVE INTERCEPTIONS AND 10 SACKS, FIRST 70 CAREER GAMES, NFL, SINCE 2000

Seasons	Team/s	Player	Sacks	INTs	Tackles
2018-24	LAC	S Derwin James Jr.	12.5	8	521
2018-23	Ind.	LB Shaquille Leonard	15.0	12	605
2018-22	Chi./Bal.	LB Roquan Smith	16.5	7	611
2012-16	Sea.	LB Bobby Wagner	12.0	6	621
2012-16	T.B.	LB Lavonte David	14.0	9	620
2000-04	Chi.	LB Brian Urlacher	25.0	6	559

MAKING AN IMPACT

Derwin James Jr., eclipsed 500 career tackles in his 67th career game, doing so faster than any defensive back since the turn of the century. With 556 tackles in 75 career games, James is on pace to set the mark for the fewest games to reach 600 tackles.

FEWEST GAMES TO 500 TACKLES, DEFENSIVE BACKS, NFL, SINCE 2000

Rank	Team/s	Player	Games
1.	LAC	S Derwin James Jr.	67
2.	NYG/Was.	S Landon Collins	68
3.	NYG/Oak./Mia.	S Gibril Wilson	71

FEWEST GAMES TO 600 TACKLES, DEFENSIVE BACKS, NFL, SINCE 2000

Rank	Team	Player	Games
1.	NYG/Was.	S Landon Collins	84
2.	G.B.	S Morgan Burnett	87
3.	Ari.	S Budda Baker	89
—	LAC	S Derwin James Jr.	75

KHALIL MACK

RETURN OF THE MACK

Since entering the NFL in 2014, **Khalil Mack** has totaled 106.0 sacks, the second-most over that span. He's one of football's top defenders at forcing turnovers, leading the league in forced fumbles and ranking No. 2 in strip-sacks since entering the NFL.

Mack's 253 career hurries lead the league since he entered the NFL in 2014, while his 443 pressures rank No. 2 over that span.

SACKS, NFL, SINCE 2014

Rank	Team/s	Player	Sacks
1.	LAR	DT Aaron Donald	111.0
2.	Oak./Chi./LAC	OLB Khalil Mack	106.0
3.	Pit.	LB T.J. Watt	104.0
4.	N.O.	DE Cameron Jordan	97.0
5.	Cle.	DE Myles Garrett	95.5

FORCED FUMBLES, NFL, SINCE 2014

Rank	Team/s	Player	Forced Fum.
1.	Oak./Chi./LAC	OLB Khalil Mack	32
2.	Pit.	LB T.J. Watt	31
3.	N.E./Ari./L.V.	OLB Chandler Jones	30
4.	T.B.	LB Lavonte David	28
5.	LAR	DT Aaron Donald	24

STRIP-SACKS, NFL, SINCE 2014

Rk.	Team/s	Player	Strip Sacks
1.	N.E./Ari./L.V.	OLB Chandler Jones	26
2.	Oak./Chi./LAC	OLB Khalil Mack	24
3.	Pit.	LB T.J. Watt	22
4.	Den./T.B.	OLB Shaquil Barrett	19
5.	Cle.	DE Myles Garrett	18
	LAR	DT Aaron Donald	18
	StL/LAR/Mia./Dal./Chi./Phi.	LB Robert Quinn	18
	Jax./Min./Bal./L.V./Ind./Chi.	DE Yannick Ngakoue	18

QUARTERBACK HURRIES, NFL, SINCE 2014

Rank	Team/s	Player	Hurries
1.	Oak./Chi./LAC	OLB Khalil Mack	253
2.	LAR	DT Aaron Donald	214
3.	N.O.	DE Cameron Jordan	213
4.	Den./LAR/Buf.	OLB Von Miller	212
5.	Buf./Hou.	DL Jerry Hughes	204

DEFENSIVE PRESSURES, NFL, SINCE 2014

Rank	Team/s	Player	Pressures
1.	LAR	DT Aaron Donald	475
2.	Oak./Chi./LAC	OLB Khalil Mack	444
3.	N.O.	DE Cameron Jordan	399
	Den./LAR/Buf.	OLB Von Miller	399
5.	Hou./Ari.	DE J.J. Watt	393



MACK TOPS 100 CAREER SACKS

In the 150th regular-season game of his career, **OLB Khalil Mack** eclipsed 100 career sacks in the second quarter on a nine-yard takedown. Now 160 games into his career, Mack's 106.0 sacks rank No. 4 among active NFL players.

SACKS, ACTIVE NFL PLAYERS

Rank	Team/s	Player	Sacks
1.	Den./LAR/Buf.	OLB Von Miller	127.5
2.	N.O.	DE Cameron Jordan	118.5
3.	Ari./Jax./Bal./Atl./Mia.	DL Calais Campbell	109.5
4.	Oak./Chi./LAC	OLB Khalil Mack	106.0
5.	Pit.	LB T.J. Watt	104.0
6.	Cle.	DE Myles Garrett	95.5
7.	Min./Hou.	DE Danielle Hunter	95.0

MACK MAKES HISTORY

Khalil Mack eclipsed 12 sacks in 2023, the third season of his career with at least 12 sacks — and with his third franchise. He joined Hall of Famer Kevin Greene as the only two players to have a 12-sack season with three different franchises since the individual sack became an official statistic in 1982.

PLAYERS WITH 12-SACK SEASON WITH THREE DIFFERENT FRANCHISES, NFL, SINCE 1982

Player	Teams (Seasons)
OLB Khalil Mack	Raiders ('15), Bears ('18), Chargers ('23)
LB Kevin Greene*	Rams ('88-90), Steelers ('93-94), Panthers ('96, '99)

**Pro Football Hall of Famer*

KHALIL MACK

MACK DROPS SIX SACKS IN VICTORY



Khalil Mack had a historic performance in the team's 2023 Week 4 win over the Raiders. He set a single-game team record and career high with six sacks, including a pair of strip-sacks. It was the first six-sack performance by any NFL player since 2017 and just the sixth since the stat began being tracked in 1982.

Mack added 10 tackles (eight solo), five tackles for loss, four quarterback hits and a pass defended. He was the only player since at least 2000 to have six sacks and at least 10 tackles in a single game. He was recognized as AFC Defensive Player of the Week for his performance, the fourth weekly award of his career.

Along with his five-sack performance in 2015, Mack joined Hall of Fame LB Derrick Thomas as the only players with multiple games of five or more sacks since the stat started being tracked in 1982.

SACKS, SINGLE GAME, NFL, SINCE 1982

Rk.	Team	Game	Player	Sacks
1.	K.C.	Nov. 11, 1990 vs. Sea.	LB Derrick Thomas	7.0
2.	LAC	Oct. 1, 2023 vs. L.V.	OLB Khalil Mack	6.0
	Atl.	Nov. 12, 2017 vs. Dal.	DL Adrian Clayborn	6.0
	NYG	Sept. 30, 2007 vs. Phi.	DE Osi Umenyiora	6.0
	K.C.	Sept. 6, 1998 vs. Oak.	LB Derrick Thomas	6.0
	S.F.	Nov. 13, 1983 vs. N.O.	DE Fred Dean	6.0
7.	S.F.	Nov. 19, 2012 vs. Chi.	OLB Aldon Smith	5.5
	Det.	Sept. 4, 1983 at T.B.	DE William Gay	5.5

SACKS, SINGLE GAME, CHARGERS, SINCE 1982

Rank	Game	Player	Sacks
1.	Oct. 1, 2023 vs. L.V.	OLB Khalil Mack	6.0
	Nov. 16, 1986 vs. Dal.	DE Leslie O'Neal	5.0
3.	Dec. 18, 2011 vs. Bal.	OLB Antwan Barnes	4.0
	Oct. 3, 2010 vs. Ari.	LB Shaun Phillips	4.0
	Oct. 22, 1995 at Sea.	DE Leslie O'Neal	4.0
	Dec. 6, 1992 at Phx.*	DE Leslie O'Neal	4.0
	Dec. 22, 1991 vs. Den.	DE Leslie O'Neal	4.0

*Phoenix Cardinals

TOP OF THE CHARTS

Khalil Mack ranked fourth in the NFL in 2023 with 17.0 sacks, setting a new single-season career high. His four strip-sacks were tied for the second-most in the NFL.

SACKS, NFL, 2023

Rank	Team	Player	Sacks
1.	Pit.	LB T.J. Watt	19.0
2.	Cin.	DE Trey Hendrickson	17.5
	Jax.	OLB Josh Allen	17.5
4.	LAC	OLB Khalil Mack	17.0
5.	Min.	OLB Danielle Hunter	16.5
6.	L.V.	DE Maxx Crosby	14.5

STRIP SACKS, NFL, 2023

Rank	Team	Player	Strip-Sacks
1.	Mia.	LB Bradley Chubb	5
2.	LAC	OLB Khalil Mack	4
	Cle.	DE Myles Garrett	4
	Pit.	LB T.J. Watt	4
5.	Cin.	DE Trey Hendrickson	3
	Det.	DE Aidan Hutchinson	3
	Ind.	DE Samson Ebukam	3
	L.V.	DE Malcolm Koonce	3
	Min.	OLB Danielle Hunter	3
	T.B.	OLB Shaquil Barrett	3

MACK ATTACK

By setting his career high with 17.0 sacks in 2023, **Khalil Mack** tied for the most sacks in a single season by a Charger since the individual sack began being tracked in 1982.

Mack forced a total of five fumbles on the year, including four that were strip-sacks. Since forced fumbles began being tracked in 1994, Mack's five tied for the third-most by a Charger in a single season.

SACKS, SINGLE SEASON, CHARGERS, SINCE 1982

Rank	Season	Player	Sacks
1.	2023	OLB Khalil Mack	17.0
	2006	LB Shawne Merriman	17.0
	1992	DE Leslie O'Neal	17.0
4.	1986	DE Lee Williams	15.0
5.	1989	DE Lee Williams	14.0

FORCED FUMBLES, SINGLE SEASON, CHARGERS, SINCE 1994

Rank	Season	Player	Forced Fumbles
1.	2021	OLB Joey Bosa	7
	2009	LB Shaun Phillips	7
3.	2023	OLB Khalil Mack	5
	—	Two Other Players	5

KHALIL MACK

MACK'S PICKS BY PASSER

Khalil Mack has picked off three passes, including two that he returned for a touchdown. Below is a look at his career regular-season interceptions by quarterback:

REGULAR-SEASON CAREER INTs BY PASSER (3)

INTs	Passer	Most Recent INT
1	QB Kirk Cousins	Nov. 16, 2020 vs. Min.
	QB DeShone Kizer	Sept. 9, 2018 at G.B.
	QB Cam Newton	Nov. 27, 2016 vs. Car.



MACK'S SACKS BY PASSER

Khalil Mack has sacked 49 players in the regular season for a total of 106.0 career sacks. Below is a list of his career sacks by passer:

REGULAR-SEASON CAREER SACKS BY PASSER (106.0)

Sacks	Passer	Most Recent Sack
6.0	QB Aidan O'Connell	Oct. 1, 2023 vs. L.V.
	QB Brock Osweiler	Nov. 21, 2016 vs. Hou.
5.5	QB Aaron Rodgers	Oct. 17, 2021 vs. G.B.
	QB Alex Smith	aDec. 10, 2017 at K.C.
5.0	QB Trevor Siemian	Nov. 26, 2017 vs. Den.
4.0	QB Derek Carr	Sept. 11, 2022 L.V.
	QB Kirk Cousins	Dec. 20, 2020 at Min.
	QB Dak Prescott	Oct. 16, 2023 vs. Dal.
3.0	QB Tom Brady	Oct. 8, 2020 vs. T.B.
	QB Jared Goff	Oct. 3, 2021 vs. Det.
	QB Josh McCown	Sept. 17, 2017 vs. NYJ
	QB Jameis Winston	Nov. 3, 2024 at Cle.
2.0	QB Sam Bradford	Sept. 23, 2018 at Ari.
	QB Teddy Bridgewater	Oct. 18, 2020 at Car.
	QB Joe Flacco	Sept. 15, 2019 at Den.
	QB Lamar Jackson	Nov. 26, 2023 vs. Bal.
	QB Daniel Jones	Sept. 20, 2020 vs. NYG
	QB Colin Kaepernick	Dec. 7, 2017 vs. S.F.
	QB Case Keenum	Sept. 23, 2019 at Was.
	QB Jordan Love	Nov. 19, 2023 at G.B.
	QB Patrick Mahomes	Sept. 15, 2022 at K.C.
	QB Marcus Mariota	Nov. 29, 2015 at Ten.
	QB Baker Mayfield	Sept. 26, 2021 at Cle.
	QB Philip Rivers	Oct. 27, 2019 vs. LAC
	QB Geno Smith	Dec. 3, 2017 vs. NYG
	QB Matthew Stafford	Nov. 11, 2018 vs. Det.
	QB Russell Wilson	Oct. 17, 2022 vs. Den.
	QB Zach Wilson	Nov. 6, 2023 at NYJ
	QB Bailey Zappe	Dec. 3, 2023 at N.E.
1.5	QB Gardner Minshew II	Sept. 8, 2024 vs. L.V.
1.0	QB Blake Bortles	Oct. 23, 2016 at Jax.
	QB Drew Brees	Nov. 1, 2020 vs. N.O.
	QB Joe Burrow	Sept. 19, 2021 vs. Cin.
	QB Jay Cutler	Oct. 4, 2015 at Chi.
	QB Justin Fields	Sept. 22, 2024 at Pit.
	QB Ryan Fitzpatrick	Sept. 30, 2018 vs. T.B.
	QB Nick Foles	Dec. 26, 2022 at Ind.
	QB Blaine Gabbert	Jan. 7, 2024 vs. K.C.
	QB Jimmy Garoppolo	Nov. 13, 2022 at S.F.
	QB DeShone Kizer	Sept. 9, 2018 at G.B.
	QB Eli Manning	Dec. 2, 2018 at NYG
	QB Davis Mills	Oct. 2, 2022 at Hou.
	QB Cam Newton	Nov. 27, 2016 vs. Car.
	QB Kyle Orton	Dec. 21, 2014 vs. Buf.
	QB Spencer Rattler	Oct. 27, 2024 vs. N.O.
	QB Jarrett Stidham	Dec. 31, 2023 at Den.
	QB Tyrod Taylor	Dec. 4, 2016 vs. Buf.
	QB Deshaun Watson	Dec. 13, 2020 vs. Hou.
0.5	QB Matt Ryan	Sept. 27, 2020 at Atl.

POSTSEASON CAREER SACKS BY PASSER (1.0)

Sacks	Passer	Most Recent Sack
1.0	QB Trevor Lawrence	Jan. 14, 2023 at Jax.*

*AFC Wild Card

JOEY BOSA



NOT YOUR AVERAGE JOEY

Since entering the NFL in 2016, **Joey Bosa** has been a force, recording the sixth-best sacks-per-game over that span (min. 80 games played). He is also ranks No. 11 in that time with 70.0 sacks.

SACKS PER GAME, MIN. 80 GAMES PLAYED, SINCE 2016

Rank	Team/s	Player	Sacks/Game
1.	Pit.	LB T.J. Watt	0.91
2.	Cle.	DE Myles Garrett	0.87
3.	Ari./L.V.	OLB Chandler Jones	0.77
4.	Min./Hou.	OLB Danielle Hunter	0.77
5.	LAR	DT Aaron Donald	0.75
6.	LAC	OLB Joey Bosa	0.70
7.	N.O./Cin.	DE Trey Hendrickson	0.68
8.	Oak./Chi./LAC	OLB Khalil Mack	0.68
9.	L.V.	DE Maxx Crosby	0.64
10.	Den./LAR/Buf.	OLB Von Miller	0.63

SACKS, NFL, SINCE 2016

Rank	Team/s	Player	Sacks
1.	Pit.	LB T.J. Watt	104.0
2.	Cle.	DE Myles Garrett	95.5
3.	LAR	DT Aaron Donald	91.0
4.	Min./Hou.	OLB Danielle Hunter	89.0
5.	Oak./Chi./LAC	OLB Khalil Mack	87.0
6.	N.O.	DE Cameron Jordan	79.5
7.	K.C.	DT Chris Jones	78.5
8.	Ari./L.V.	OLB Chandler Jones	76.0
9.	N.O./Cin.	DE Trey Hendrickson	71.0
10.	Jax./Min./Bal./L.V./Ind./Chi.	DE Yannick Ngakoue	70.5
11.	LAC	OLB Joey Bosa	70.0
12.	Bal./N.E./Atl.	LB Matthew Judon	68.0

FORCING THE ISSUE

After leading the NFL with seven strip-sacks in 2021, **Joey Bosa** continues to be among the league's best at jarring the ball free. He has nine strip-sacks since 2021, tied for the third-most in the NFL over that span and ranks tied for No. 2 in forced fumbles.

STRIP-SACKS, NFL, SINCE 2021

Rank	Team/s	Player	Strip-Sacks
1.	Cin.	DE Trey Hendrickson	10
	Pit.	LB T.J. Watt	10
3.	LAC	OLB Joey Bosa	9
	Cle.	DE Myles Garrett	9
5.	Car./Phi./NYJ	LB Haason Reddick	8
	Den./Mia.	OLB Bradley Chubb	8
	S.F.	DL Nick Bosa	8
8.	—	Five Other Players	7

FORCED FUMBLES, NFL, SINCE 2021

Rank	Team/s	Player	Forced Fumbles
1.	Pit.	LB T.J. Watt	14
2.	LAC	OLB Joey Bosa	10
	Cin.	DE Trey Hendrickson	10
	S.F.	LB Fred Warner	10
5.	Chi./LAC	OLB Khalil Mack	9
	Cle.	DE Myles Garrett	9
	Den./Mia.	OLB Bradley Chubb	9
	T.B.	S Antoine Winfield Jr.	9
	S.F.	DL Nick Bosa	9
10.	—	Six Other Players	8

Bosa has gone for the ball when taking down the quarterback since he entered the NFL. His 14 career strip-sacks are tied for the ninth-most since 2016.

10 of Bosa's 14 career strip-sacks came on third down, which leads the NFL over that span. Seven of his third-down strip-sacks have come since 2021, which is also a league-high.

STRIP-SACKS, THIRD DOWN, NFL, SINCE 2016

Rk.	Team/s	Player	Strip-Sacks
1.	LAC	OLB Joey Bosa	10
2.	StL/LAR/Mia./Dal./Chi./Phi.	LB Robert Quinn	8
	Jax./LAR/Atl./Dal.	DE Dante Fowler Jr.	8
	Pit.	LB T.J. Watt	8
5.	LAR	DT Aaron Donald	7

STRIP-SACKS, THIRD DOWN, NFL, SINCE 2021

Rank	Team/s	Player	Strip-Sacks
1.	LAC	OLB Joey Bosa	7
2.	S.F./Ind.	DE Samson Ebukam	5
	Pit.	LB T.J. Watt	5
4.	Ten./Atl./LAC	OLB Bud Dupree	4
	Sea./Chi.	DE Darrell Taylor	4
	Cin.	DE Trey Hendrickson	4
	T.B.	OLB Shaquil Barrett	4

JOEY BOSA

BOSA'S SACKS BY PASSER

Joey Bosa has 70.0 career sacks. He has sacked QB Derek Carr 8.5 times in his career, more than he's sacked any other quarterback. Bosa has brought down 42 different passers in his career, including 17 more than once. Below is a look at his career sacks by passer:

REGULAR-SEASON CAREER SACKS BY PASSER (70.0)

Sacks	Passer	Most Recent Sack
8.5	QB Derek Carr	Sept. 11, 2022 vs. L.V.
4.0	QB Ryan Tannehill	Sept. 17, 2023 at Ten.
3.5	QB Trevor Siemian	Oct. 22, 2017 vs. Den.
	QB Gardner Minshew II	Sept. 8, 2024 vs. L.V.
2.5	QB Patrick Mahomes	Dec. 16, 2021 vs. K.C.
	QB Josh Rosen	Sept. 29, 2019 at Mia.
	QB Zach Wilson	Nov. 6, 2023 at NYJ
2.0	QB Josh Allen	Nov. 29, 2020 at Buf.
	QB Kirk Cousins	Sept. 24, 2023 at Min.
	QB Robert Griffin III	Dec. 24, 2016 at Cle.
	QB Eli Manning	Oct. 8, 2015 at NYG
	QB Ben Roethlisberger	Nov. 21, 2021 vs. Pit.
	QB Matt Ryan	Oct. 23, 2016 at Atl.
	QB Alex Smith	Sept. 24, 2017 vs. K.C.
	QB Mitchell Trubisky	Oct. 27, 2019 at Chi.
1.5	QB Lamar Jackson	Oct. 17, 2021 at Bal.
	QB Aaron Rodgers	Nov. 3, 2019 vs. G.B.
1.0	WR Davante Adams	Sept. 11, 2022 vs. L.V.
	QB Tyson Bagent	Oct. 29, 2023 vs. Chi.
	QB Matt Barkley	Nov. 29, 2020 at Buf.
	QB Blake Bortles	Nov. 12, 2017 at Jax.
	QB Tom Brady	Oct. 29, 2017 at N.E.
	QB Drew Brees	Oct. 12, 2020 at N.O.
	QB Teddy Bridgewater	Sept. 27, 2020 vs. Car.
	QB Jacoby Brissett	Sept. 8, 2019 vs. Ind.
	QB Joe Burrow	Sept. 13, 2020 at Cin.
	QB Jeff Driskel	Dec. 9, 2018 vs. Cin.
	QB Joe Flacco	Oct. 6, 2019 vs. Den.
	QB Ryan Fitzpatrick	Sept. 12, 2021 at Was.
	QB Mike Glennon	Dec. 12, 2021 vs. NYG
	QB Jalen Hurts	Nov. 7, 2021 at Phi.
	QB Case Keenum	Dec. 30, 2017 at Den.
	QB DeShone Kizer	Dec. 3, 2017 vs. Cle.
	QB Will Levis	Nov. 10, 2024 vs. Ten.
	QB Drew Lock	Nov. 28, 2021 at Den.
	QB Cam Newton	Dec. 11, 2016 at Car.
	QB Tyrod Taylor	Nov. 19, 2017 vs. Buf.
	QB Russell Wilson	Jan. 8, 2023 at Den.
	QB Jameis Winston	Dec. 4, 2016 vs. T.B.
	QB Bryce Young	Sept. 15, 2024 at Car.
0.5	QB Brock Osweiler	Nov. 27, 2016 at Hou.
	QB Deshaun Watson	Sept. 22, 2019 vs. Hou.

POSTSEASON CAREER SACKS BY PASSER (1.0)

Sacks	Passer	Most Recent Sack
1.0	QB Lamar Jackson	Jan. 6, 2019 at Bal.* *AFC Wild Card



ONE OF A KIND

With 8.5 sacks in his first eight games of 2017, **Joey Bosa** brought his career total to 19.0 sacks over his first 20 career games. That topped the previous NFL record of 18.5 set by Aldon Smith in 2012.

SACKS, FIRST 20 CAREER GAMES, NFL HISTORY

Rank	Team	Player	Sacks
1.	Chargers	DE Joey Bosa	19.0
2.	49ers	LB Aldon Smith	18.5
3.	Cowboys	LB Micah Parsons	17.0
	Packers	LB Clay Matthews	17.0

BRING THE HEAT

Joey Bosa ranks second in sacks in team history after reaching 70.0 for his career.

CAREER SACKS LEADERS, CHARGERS HISTORY SINCE 1982

Rank	Seasons	Player	Sacks
1.	1986-95	DE Leslie O'Neal	105.5
2.	2016-Present	OLB Joey Bosa	70.0
3.	2004-12	LB Shaun Phillips	69.5
4.	1984-90	DE Lee Williams	65.5
5.	2012-20	DE Melvin Ingram III	49.0
6.	1990-2002	LB Junior Seau	47.0

CAMERON DICKER



MAKING NFL HISTORY

Cameron Dicker has made 73-of-78 career field goal attempts. His field goal percentage of 93.6 is the best in NFL history by a player with at least 50 attempts.

FIELD GOAL PCT., MIN. 50 ATTEMPTS, NFL HISTORY

Rank	Team/s	Player	Field Goal Pct. (Made-Att.)
1.	Phi./LAC	K Cameron Dicker	93.6 (73-78)
2.	Dal.	K Brandon Aubrey	92.2 (59-64)
3.	Chi./NYJ/Car.	K Eddie Pineiro	89.4 (101-113)
4.	Bal.	K Justin Tucker	89.3 (411-460)
5.	K.C.	K Harrison Butker	89.2 (215-241)

DICKER KICKS CONSISTENTLY

Cameron Dicker has made 61 of his 62 career field goal attempts from less than 50 yards out. His 98.4 percentage on field goals from less than 50 yards is the best by any NFL kicker in at least the last 30 seasons (min. 50 attempts of less than 50 yards).

FIELD GOAL PCT., LESS THAN 50-YARD ATTEMPTS, MIN. 50 ATTEMPTS, NFL, SINCE 1991

Rk.	Team/s	Player	Field Goal Pct. (Made-Att.)
1.	Phi./LAC	K Cameron Dicker	98.4 (61-64)
2.	Bal.	K Justin Tucker	95.1 (350-368)
3.	K.C.	K Harrison Butker	93.9 (185-197)
4.	T.B./LAR/Ind.	K Matt Gay	91.9 (125-136)
5.	Jax./Det./Cle./NYJ	K Riley Patterson	91.8 (56-61)

THE BEST THROUGH THREE SEASONS

As a rookie, **Cameron Dicker** made 21-of-22 field goals (95.5 pct.) to set the record for best field goal percentage by a rookie kicker since the 1970 NFL-AFL Merger (min. 15 att.). He has continued his excellence with the Bolts, making 73-of-78 career attempts (93.6 pct.). Dicker's 93.6 career field goal percentage is the best within the first three seasons of a career among kickers with at least 50 field goal attempts.

FIELD GOAL PCT., FIRST THREE SEASONS, MIN. 50 ATTEMPTS, NFL, SINCE 1970

Rank	Team/s	Player	Field Goal Pct. (Made-Att.)
1.	Phi./LAC	K Cameron Dicker	93.6 (73-78)
2.	Dal.	K Brandon Aubrey	92.2 (59-64)
3.	Dal.	K Dan Bailey	90.8 (89-98)
4.	Bal.	K Justin Tucker	89.8 (97-108)
5.	K.C.	K Harrison Butker	89.7 (96-107)

DICKER MATCHES FRANCHISE RECORDS

To open scoring in the second quarter against Arizona, **Cameron Dicker** made a 59-yard field goal to give the Bolts a 3-0 lead. Dicker's field goal marked a career-long for the Texas product and matched a franchise record set by K Michael Badgley on Dec. 9, 2018 against Cincinnati.

Dicker was good from 50-plus twice, scoring again from 50 yards in the second quarter marking his second career game with multiple 50-yard field goals. The feat matched a single-game franchise record for 50-plus yard field goals. He is one of only two Chargers to accomplish the feat, joining John Carney who also did so twice.

LONGEST MADE FIELD GOAL, CHARGERS HISTORY

Rank	Game	Player	Distance
1.	Oct. 21, 2024 at Ari.	K Cameron Dicker	59 yards
	Dec. 9, 2018 vs. Cin.	Michael Badgley	59 yards
3.	Dec. 21, 2008 at T.B.	Nate Kaeding	57 yards
4.	Nov. 6, 2023 at NYJ	K Cameron Dicker	55 yards
	Oct. 22, 2023 at K.C.	K Cameron Dicker	55 yards
	Nov. 29, 2009 vs. K.C.	K Nate Kaeding	55 yards

CAMERON DICKER

DICKER'S KICKS BY VENUE & SURFACE

REGULAR-SEASON KICKING BY VENUE

Stadium*	GP	FGM	FGA	Pct.	1-19	20-29	30-39	40-49	50+	Lg	XPM	XPA	Pts
Acrisure Stadium	1	1	1	100.0	0-0	1-1	0-0	0-0	0-0	28	1	1	4
Allegiant Stadium	2	3	3	66.7	0-0	0-0	2-2	0-0	0-1	37	5	5	11
Bank of America Stadium	2	2	2	100.0	0-0	0-0	0-0	2-2	0-0	46	2	3	8
Empower Field at Mile High	3	8	9	88.9	0-0	1-1	3-3	2-2	2-3	52	4	4	28
GEHA Field at Arrowhead Stadium	1	1	1	100.0	0-0	0-0	0-0	0-0	1-1	55	2	2	5
Gillette Stadium	2	2	2	100.0	0-0	0-0	2-2	0-0	0-0	38	2	2	6
Huntington Bank Field	0	1	1	0.0	0-0	0-0	0-0	0-1	0-0	—	3	4	3
Lambeau Field	2	2	2	100.0	0-0	2-2	0-0	0-0	0-0	26	2	2	8
Levi's Stadium	3	3	3	100.0	0-0	1-1	0-0	2-2	0-0	47	1	1	10
Lucas Oil Stadium	2	2	2	100.0	0-0	2-2	0-0	0-0	0-0	24	2	2	8
Mercedes-Benz Superdome	2	2	2	100.0	0-0	0-0	2-2	0-0	0-0	37	2	2	8
MetLife Stadium	2	2	2	100.0	0-0	0-0	1-1	0-0	1-1	55	3	3	9
Nissan Stadium	3	3	3	100.0	0-0	1-1	2-2	0-0	0-0	33	1	1	10
SoFi Stadium	18	35	36	97.2	1-1	10-10	5-5	13-13	6-7	53	42	43	147
State Farm Stadium	3	8	8	100.0	0-0	3-3	0-0	3-3	2-2	59	4	4	13
U.S. Bank Stadium	1	0	1	0.0	0-0	0-0	0-0	0-0	0-1	—	4	4	4
Totals	38	73	79	93.6	1-1	21-21	17-17	22-23	12-16	59	78	81	297
<i>Artificial Surfaces</i>	<i>25</i>	<i>48</i>	<i>50</i>	<i>96.0</i>	<i>1-1</i>	<i>13-13</i>	<i>12-12</i>	<i>15-15</i>	<i>7-9</i>	<i>55</i>	<i>56</i>	<i>58</i>	<i>200</i>
<i>Grass Surfaces</i>	<i>13</i>	<i>25</i>	<i>28</i>	<i>89.3</i>	<i>0-0</i>	<i>8-8</i>	<i>5-5</i>	<i>7-8</i>	<i>5-7</i>	<i>59</i>	<i>22</i>	<i>23</i>	<i>97</i>

POSTSEASON KICKING BY VENUE

Stadium*	GP	FGM	FGA	Pct.	1-19	20-29	30-39	40-49	50+	Lg	XPM	XPA	Pts
TIAA Bank Field	1	3	4	75.0	0-0	2-2	0-0	0-1	1-1	50	3	3	12
Totals	1	3	4	75.0	0-0	2-2	0-0	0-1	1-1	50	3	3	12
<i>Artificial Surfaces</i>	<i>0</i>	<i>0</i>	<i>0</i>	<i>—</i>	<i>0-0</i>	<i>0-0</i>	<i>0-0</i>	<i>0-0</i>	<i>0-0</i>	<i>—</i>	<i>0</i>	<i>0</i>	<i>0</i>
<i>Grass Surfaces</i>	<i>1</i>	<i>3</i>	<i>4</i>	<i>75.0</i>	<i>0-0</i>	<i>2-2</i>	<i>0-0</i>	<i>0-1</i>	<i>1-1</i>	<i>50</i>	<i>3</i>	<i>3</i>	<i>12</i>

*Current or most recent name of venue when operational

OTHER PLAYER NOTES

TULI GETS MULTIPLE SACKS AGAIN



OLB Tuli Tuipulotu finished the team's Week 11 victory with five tackles (two solo), 1.5 sacks, two tackles for loss and four quarterback hits.

The performance marked his third consecutive game with multiple sacks. He is the second NFL player this season and fourth Charger since sacks became an official statistic in 1982 to have three-straight games with multiple sacks. Tuipulotu is just the eighth player to have a three-game multi-sack streak within the first two seasons of a career since sacks became an official stat in 1982.

CONSECUTIVE MULTI-SACK GAMES, WITHIN FIRST TWO PRO SEASONS, NFL, SINCE 1982

Rk.	Team	Player	Consec. Games (Dates)
1.	S.F.	LB Aldon Smith	4 (Oct. 29, 2012-Nov. 25, 2012)
2.	LAC	OLB Tuli Tuipulotu	3 (Nov. 3, 2024-Present)
	Oak.	DE Khalil Mack	3 (Nov. 29, 2015-Dec. 13, 2015)
	Hou.	DE J.J. Watt	3 (Sept. 16, 2012-Sept. 30, 2012)
	S.F.	LB Aldon Smith	3 (Oct. 2, 2011-Oct. 16, 2011)
	Pit.	LB LaMarr Woodley	3 (Sept. 29, 2008-Oct. 19, 2008)
	S.D.	LB Shawne Merriman	3 (Oct. 29, 2006-Dec. 10, 2006)
	Mia.	LB Bryan Cox	3 (Sept. 20, 1992-Oct. 4, 1992)
	Chi.	DE Richard Dent	3 (Oct. 21, 1984-Nov. 4, 1984)

CONSECUTIVE MULTI-SACK GAMES, CHARGERS, SINCE 1982

Rk.	Player	Dates	Consec. Games
1.	OLB Tuli Tuipulotu	Nov. 3, 2024-Present	3
	OLB Khalil Mack	Nov. 19, 2023-Dec. 3, 2023	3
	OLB Joey Bosa	Oct. 20, 2019-Nov. 3, 2019	3
	LB Shawne Merriman	Oct. 29, 2006-Dec. 10, 2006	3

CONSECUTIVE MULTI-SACK GAMES, NFL, 2024

Rk.	Team	Player	Consec. Games (Dates)
1.	LAC	OLB Tuli Tuipulotu	3 (Nov. 3, 2024-Present)
	Bal.	Kyle Van Noy	3 (Sept. 15, 2024-Sept. 29, 2024)

Tuipulotu leads the team with 7.0 sacks this season, including a league-leading 6.0 in the month of November.

SACKS LEADERS, NOVEMBER, NFL, 2024

Rank	Team	Player	Sacks
1.	LAC	OLB Tuli Tuipulotu	6.0
2.	Cin.	DE Trey Hendrickson	4.5
3.	—	Three Other Players	4.0

McCONKEY MAKES HIS MARK

In his rookie season, **WR Ladd McConkey** paces the team in receptions (43) and receiving yards (615), while ranking second in touchdown grabs (four). His 43 catches are the fifth-most in franchise history by a rookie, while his 615 receiving yards rank No. 3 among rookies in Chargers history.

RECEPTIONS, ROOKIES, CHARGERS HISTORY

Rank	Season	Player	Receptions
1.	2013	WR Keenan Allen [†]	71
2.	2001	RB LaDainian Tomlinson [†]	59
3.	1978	WR John Jefferson ^{**}	56
4.	1981	RB James Brooks	46
5.	2024	WR Ladd McConkey	43
6.	1997	TE Freddie Jones	41
	1996	WR Charlie Jones	41

RECEIVING YARDS, ROOKIES, CHARGERS HISTORY

Rank	Season	Player	Receiving Yards
1.	2013	WR Keenan Allen [†]	1,046
2.	1978	WR John Jefferson ^{**}	1,001
3.	2024	WR Ladd McConkey	615
4.	1988	WR Anthony Miller	526
5.	1996	WR Charlie Jones	524

[†]Pro Bowl Selection

^{**}Professional Football Writers of America All-Rookie

In the team's Week 11 win over Cincinnati, McConkey recorded a career-best 123 yards on six receptions (20.5 avg.). It was the seventh-most receiving yards in a single game by a Chargers rookie ever and the most by a Bolts rookie in a game since 2013.

The game marked McConkey's second with 100-plus receiving yards, the third-most 100-yard receiving games by a rookie in team history.

MOST RECEIVING YARDS, ROOKIES, SINGLE GAME, CHARGERS HISTORY

Rank	Game	Player	Rec. Yds
1	Dec. 4, 1978 vs. Chi.	WR John Jefferson	155
2.	Dec. 17, 1978 at Hou. [^]	WR John Jefferson	149
3.	Nov. 3, 1974 vs. Cle.	WR Harrison Davis	142
4.	Nov. 12, 1978 vs. K.C.	WR John Jefferson	130
5.	Nov. 3, 2013 at Was.	WR Keenan Allen	128
6.	Nov. 24, 2013 at K.C.	WR Keenan Allen	124
7.	Nov. 17, 2024 vs. Cin.	WR Ladd McConkey	123
8.	Nov. 3, 1974 vs. Cle.	RB Don Woods	119

[^]Houston Oilers

GAMES WITH 100-PLUS RECEIVING YARDS, ROOKIES, CHARGERS HISTORY

Rank	Season	Player	Games
1.	2013	WR Keenan Allen [†]	5
2.	1978	WR John Jefferson ^{**}	3
3.	2024	WR Ladd McConkey	2
4.	—	Six Other Players	1

OTHER PLAYER NOTES

TULI IMPACTS TWO PHASES

In the team's Week 9 victory, **OLB Tuli Tuipulotu** recorded 2.5 sacks on defense and a pair of special teams tackles, becoming the first NFL player since 2020 and fifth since 2015 to have multiple sacks and multiple special teams tackles in the same game.

PLAYER WITH MULTIPLE SACKS AND MULTIPLE SPECIAL TEAMS TACKLES, SINGLE GAME, NFL, SINCE 2015

Game	Tm.	Player	Scks.	ST Tkl.
Nov. 3, 2024 at Cle.	LAC	OLB Tuli Tuipulotu	2.5	2
Dec. 20, 2020 vs. Phi.	Ari.	LB Dennis Gardeck	2.0	2
Oct. 15, 2017 vs. Chi.	Bal.	LB Matthew Judon	2.0	2
Dec. 18, 2016 vs. Cle.	Buf.	LB Lorenzo Alexander	1.5	3
Dec. 6, 2015 at Oak.	K.C.	LB Frank Zombo	2.0	3

POONA PICKS HIS FIRST PASS

In the fourth quarter of the Week 1 victory, **DL Poona Ford** hauled in a pass deflected by **OLB Khalil Mack** for his first career interception. Ford is the first defensive lineman in the NFL with a pick this season and was just the second defensive lineman to have a tackle for loss, interception and multiple pass breakups in a single game since tackles for loss began being tracked in 2008.

INTERIOR DEFENSIVE LINEMEN WITH TACKLE FOR LOSS, INTERCEPTION AND MULTIPLE PASSES DEFENSED, SINGLE GAME, NFL, SINCE 2008

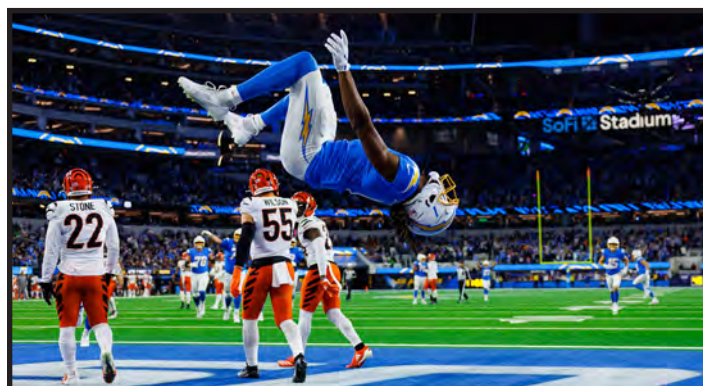
Game	Team	Player	TFL	INT	PD
Sept. 8, 2024 vs. L.V.	LAC	DL Poona Ford	1	1	2
Jan. 1, 2012 vs. NYJ	Mia.	DL Randy Starks	1	2	2

Ford added three sacks on the year, making him the third NFL interior defensive lineman in the last two years and fourth Chargers interior defensive lineman in history to have multiple sacks and an interception in the same season.

INTERIOR DEFENSIVE LINEMEN WITH MULTIPLE SACKS AND AN INTERCEPTION, SINGLE SEASON, CHARGERS HISTORY

Season	Player	Sacks	INTs
2024	DL Poona Ford	3.0	1
2022	DL Sebastian Joseph-Day	2.0	1
2013	Sean Lissemore	2.0	1
1998	Norman Hand	6.0	2

JOHNSTON HAULS IN SCORES



WR Quentin Johnston has been among the NFL's best scoring threats this season, scoring a career-high six receiving touchdowns in 2024. His six touchdown grabs rank No. 2 among AFC players and tied for fourth in the NFL.

RECEIVING TOUCHDOWNS, NFL, 2024

Rank	Season	Player	Receiving Touchdowns
1.	Cin.	WR Ja'Marr Chase	12
2.	Det.	WR Amon-Ra St. Brown	9
3.	S.F.	TE George Kittle	7
4.	LAC	WR Quentin Johnston	6
	Ari.	WR Marvin Harrison Jr.	6
	Atl.	WR Drake London	6
	T.B.	WR Mike Evans	6
	Was.	WR Terry McLaurin	6
9.	—	10 Other Players	5

HENLEY MAKES AN IMPACT

In the team's Week 10 win, **LB Daiyan Henley** led the defense with 14 tackles and recorded the first sack of his career. He also added a tackle on special teams. Henley's performance was the 10th in the NFL since the beginning of the 2020 season with at least 10 tackles, a sack and a special teams tackle in a single game.

PLAYER WITH 10 TACKLES, A SACK AND A SPECIAL TEAMS TACKLE, SINGLE GAME, NFL, SINCE 2020

Game	Tm.	Player	Tkls.	Scks.	ST Tkl.
Nov. 10, 2024 vs. Ten.	LAC	LB D.Henley	14	1.0	1
Nov. 20, 2022 vs. LAR	N.O.	LB K.Elliss	11	1.5	1
Sept. 11, 2022 vs. Phi.	Det.	S T.Walker	11	1.0	2
Dec. 5, 2021 vs. Ind.	Hou.	LB K.Grugier-Hill	19	1.0	1
Jan. 3, 2021 vs. Min.	Det.	S T.Walker	11	1.0	2
Jan. 3, 2021 at Den.	L.V.	LB N.Morrow	10	1.0	1
Dec. 13, 2020 vs. Min.	T.B.	S A.Winfield	11	1.0	1
Nov. 22, 2020 at Cle.	Phi.	LB A.Singleton	11	1.0	1
Nov. 1, 2020 vs. Dal.	Phi.	LB T.Edwards	12	1.0	1
Oct. 11, 2020 vs. Was.	LAR	LB T.Reeder	10	3.0	1

OTHER PLAYER NOTES

MATLOCK A TWO-WAY PLAYER

FB/DL Scott Matlock became the first Charger since 1982, when sacks became an official statistic, to record a reception and a sack in a single game as he recorded a nine-yard reception and a sack in Week 8 against New Orleans.

It marks the 18th time that the feat has been accomplished and Matlock is one of just 13 players with both a reception and a sack in a single game since sacks became an official statistic.

PLAYERS WITH A RECEPTION AND A SACK, SINGLE GAME, NFL, SINCE 1982

Game	Team	Player	Rec.	Sacks
Oct. 27, 2024 vs. N.O.	LAC	Scott Matlock	1	1.0
Dec. 22, 2019 vs. Cin.	Mia.	Christian Wilkins	1	1.0
Nov. 24, 2019 at Atl.	T.B.	Vita Vea	1	1.0
Dec. 6, 2015 at Ten.	Jax.	Tyson Alualu	1	1.0
Nov. 30, 2014 vs. Ten.	Hou.	J.J. Watt	1	2.0
Nov. 16, 2014 at Cle.	Hou.	J.J. Watt	1	1.0
Sept. 7, 2008 vs. Sea.	Buf.	Ryan Denney	1	1.0
Dec. 23, 2007 at Det.	K.C.	Jared Allen	1	2.0
Dec. 2, 2007 vs. S.D.	K.C.	Jared Allen	1	2.0
Oct. 28, 2007 vs. Was.	N.E.	Mike Vrabel	1	3.0
Dec. 26, 2005 at NYJ	N.E.	Mike Vrabel	2	1.0
Sept. 29, 2002 vs. Hou.	Phi.	Brian Dawkins	1	1.0
Oct. 30, 1995 at Min.	Chi.	Jim Flanigan	1	1.0
Sept. 11, 1995 vs. G.B.	Chi.	Jim Flanigan	1	1.0
Nov. 6, 1994 vs. N.E.	Cle.	James Jones	1	1.0
Dec. 20, 1992 vs. Hou.^	Cle.	James Jones	1	1.0
Dec. 8, 1985 at StL [†]	N.O.	James Haynes	1	1.0
Sept. 19, 1982 at Mia.	Bal.*	Barry Krauss	1	1.0

*Baltimore Colts

[†]St. Louis Cardinals

^Houston Oilers

MCCONKEY AND VIDAL SCORE IN DEBUTS

In Week 1, **WR Ladd McConkey** made his NFL debut and led the team with five receptions for 39 yards (7.8 avg.), including a 10-yard touchdown catch in the fourth quarter to put the game away. He was the 10th Charger in history to haul in a touchdown pass in an NFL debut.

Four weeks later, **RB Kimani Vidal** made his NFL debut and hauled in a 38-yard touchdown on his first career reception. He became the 11th Charger ever to have a touchdown catch in a debut and the first Bolts running back since 1977 (Hank Bauer) to record a receiving touchdown on his first career reception.

CHARGERS WITH RECEIVING TOUCHDOWN IN NFL DEBUT, SINCE 1970

Game	Player	Rec.	Rec. TD
Oct. 13, 2024 at Den.	RB Kimani Vidal	2	1
Sept. 8, 2024 vs. L.V.	WR Ladd McConkey	5	1
Sept. 11, 2022 vs. L.V.	FB Zander Horvath	2	1
Oct. 4, 2020 at T.B.	WR Tyron Johnson	1	1
	TE Donald Parham Jr.	1	1
Sept. 8, 2002 at Cin.	TE Josh Norman	1	1
Aug. 31, 1997 at N.E.	TE Freddie Jones	4	1
Sept. 1, 1991 at Pit.	WR Shawn Jefferson	3	1
Sept. 7, 1981 vs. Cle.	RB James Brooks	2	1
Sept. 3, 1978 at Sea.	WR John Jefferson	3	2
Sept. 19, 1971 vs. K.C.	RB Mike Montgomery	3	1

CAREER NUMBERS AGAINST RAVENS

97 JOEY BOSA OLB

REGULAR SEASON DEFENSE

Date	Opp.	Res.	GP/GS	Tot	Solo	Asst	Sks	Yds	TFL	QBH	INT	Yds	Lg	TD	PD	FF	FR	Yds
12/22/18	Bal.	L	1/1	2	1	1	0.5	0.5	1	1	0	0	—	0	0	0	0	0
10/17/16	at Bal.	L	1/1	5	5	0	1.0	9	2	2	0	0	—	0	0	0	0	0
Totals		0-2	2/2	7	6	1	1.5	9.5	3	3	0	0	—	0	0	0	0	0

POSTSEASON DEFENSE

Date	Opp.	Res.	GP/GS	Tot	Solo	Asst	Sks	Yds	TFL	QBH	INT	Yds	Lg	TD	PD	FF	FR	Yds
01/06/18	at Bal.	W	1/1	2	2	0	1.0	6	1	2	0	0	—	0	0	0	0	0
Totals		1-1	1/1	2	2	0	1.0	6	1	2	0	0	—	0	0	0	0	0

12 DERIUS DAVIS WR

REGULAR SEASON RECEIVING

Date	Opp.	Res.	GP/GS	Rec.	Yds	Avg.	Lg	TD
11/26/23	at Bal.	L	1/0	4	53	13.3	22	0
Totals		0-1	1/0	4	53	13.3	22	0

REGULAR SEASON KICK RETURNING

Date	Opp.	Res.	GP	Ret.	Yds	Avg.	Lg	TD
11/26/23	at Bal.	L	1	1	21	21.0	21	0
Totals		0-1	1	1	21	21.0	21	0

REGULAR SEASON PUNT RETURNING

Date	Opp.	Res.	FC	Ret.	Yds	Avg.	Lg	TD
11/26/23	at Bal.	L	1	1	23	23.0	23	0
Totals		0-1	1	1	23	23.0	23	0

81 WILL DISSLY TE

REGULAR SEASON RECEIVING

Date	Opp.	Res.	GP/GS	Rec.	Yds	Avg.	Lg	TD
11/5/23	at Bal.	L	1/1	0	0	—	—	0
Totals		0-1	1/1	0	0	—	—	0

9 DJ CHARK JR. WR

REGULAR SEASON RECEIVING

Date	Opp.	Res.	GP/GS	Rec.	Yds	Avg.	Lg	TD
12/20/20	at Bal.	L	1/0	4	53	13.3	22	0
Totals		0-1	1/0	4	53	13.3	22	0

11 CAMERON DICKER K

REGULAR SEASON KICKING

Date	Opp.	Res.	GP	FGM	FGA	Pct.	Lg	XPM	Pts
11/26/23	at Bal.	L	1	1	1	100.0	39	1	4
Totals		0-1	1	1	1	100.0	39	1	4

88 HAYDEN HURST TE

REGULAR SEASON RECEIVING

Date	Opp.	Res.	GP/GS	Rec.	Yds	Avg.	Lg	TD
10/9/22	at Bal.	L	1/1	6	53	8.8	19t	1
1/8/23	Bal.	W	1/1	4	14	3.5	7	0
Totals		1-1	2/2	10	67	6.7	19t	1

48 BUD DUPREE OLB

REGULAR SEASON DEFENSE

Date	Opp.	Res.	GP/GS	Tot	Solo	Asst	Sks	Yds	TFL	QBH	INT	Yds	Lg	TD	PD	FF	FR	Yds
10/1/15	Bal.	L (OT)	1/0	3	2	1	0.0	0	0	0	0	0	—	0	0	0	0	0
12/27/15	at Bal.	L	1/1	1	0	1	0.0	0	0	0	0	0	—	0	0	0	0	0
12/25/16	Bal.	W	1/1	4	3	1	1.0	6	1	1	0	0	—	0	1	0	0	0
10/1/17	at Bal.	W	1/1	4	4	0	1.0	9	2	1	0	0	—	0	0	0	0	0
12/10/17	Bal.	W	1/1	1	1	0	0.0	0	0	0	0	0	—	0	0	0	0	0
9/30/18	Bal.	L	1/1	1	1	0	1.0	6	1	1	0	0	—	0	0	0	0	0
11/4/18	at Bal.	W	1/1	1	0	1	0.5	3.5	0	1	0	0	—	0	0	0	0	0
10/6/19	Bal.	L (OT)	1/1	5	4	1	1.0	4	1	1	0	0	—	0	1	0	0	0
12/29/19	at Bal.	L	1/1	4	4	0	1.0	0	1	2	0	0	—	0	0	0	0	0
11/1/20	at Bal.	W	1/1	4	4	0	1.0	1	0	0	0	0	—	0	0	1	0	0
12/2/20	Bal.	W	1/1	5	5	0	0.0	0	2	0	0	0	—	0	0	0	0	0
Totals		6-5	11/10	33	28	5	6.5	29.5	8	7	0	0	—	0	2	1	0	0

43 TROY DYE LB

REGULAR SEASON DEFENSE

Date	Opp.	Res.	GP/GS	Tot	Solo	Asst	Sks	Yds	TFL	QBH	INT	Yds	Lg	TD	PD	FF	FR	Yds
11/7/21	at Bal.	L	1/0	0	0	0	0.0	0	0	0	0	0	—	0	0	0	0	0
Totals		0-1	1/0	0	0	0	0.0	0	0	0	0	0	—	0	0	0	0	0

95 POONA FORD DL

REGULAR SEASON DEFENSE

Date	Opp.	Res.	GP/GS	Tot	Solo	Asst	Sks	Yds	TFL	QBH	INT	Yds	Lg	TD	PD	FF	FR	Yds
10/20/19	Bal.	L	1/1	3	2	1	0.0	0	0	0	0	0	—	0	0	0	0	0
Totals		0-1	1/1	3	2	1	0.0	0	0	0	0	0	—	0	0	0	0	0

CAREER NUMBERS AGAINST RAVENS

56	MORGAN FOX																DL	
REGULAR SEASON DEFENSE																		
Date	Opp.	Res.	GP/GS	Tot	Solo	Asst	Sks	Yds	TFL	QBH	INT	Yds	Lg	TD	PD	FF	FR	Yds
11/25/19	Bal.	L	1/1	1	0	1	0.0	0	0	0	0	0	—	0	0	0	0	0
11/26/23	Bal.	L	1/0	0	0	0	0.0	0	0	0	0	0	—	0	0	0	0	0
Totals			0-2	2/1	1	0	1	0.0	0	0	0	0	—	0	0	0	0	0

7	KRISTIAN FULTON																CB	
REGULAR SEASON DEFENSE																		
Date	Opp.	Res.	GP/GS	Tot	Solo	Asst	Sks	Yds	TFL	QBH	INT	Yds	Lg	TD	PD	FF	FR	Yds
10/15/23	Bal.	L	1/1	4	3	1	0.0	0	0	0	0	0	—	0	1	0	0	0
Totals			0-1	2/1	4	3	1	0.0	0	0	0	0	—	0	1	0	0	0

32	ALOHI GILMAN																S	
REGULAR SEASON DEFENSE																		
Date	Opp.	Res.	GP/GS	Tot	Solo	Asst	Sks	Yds	TFL	QBH	INT	Yds	Lg	TD	PD	FF	FR	Yds
10/17/21	Bal.	L	1/0	2	1	1	0.0	0	1	0	0	0	—	0	0	0	0	0
11/26/23	Bal.	L	1/1	9	6	3	0.0	0	0	0	0	0	—	0	1	0	0	0
Totals			0-1	2/1	11	7	4	0.0	0	1	0	0	—	0	1	0	0	0

8	TAYLOR HEINICKE																QB
REGULAR SEASON PASSING																	
Date	Opp.	Res.	GP/GS	Cmp	Att	Pct.	Yds	Y/A	TD	INT	Lg	Sacks	Yds Lost	Rating			
10/28/18	Bal.	W	1/0	1	1	100.0	13	13.0	0	0	13	0	—	118.8			
Totals			1-1	1/0	1	1	100.0	13	13.0	0	0	13	0	118.8			
REGULAR SEASON RUSHING																	
Date	Opp.	Res.	GP/GS	Att	Yds	Avg.	Lg	TD									
10/28/18	Bal.	W	1/0	2	-2	-1.0	-1	0									
Totals			1-0	1/0	2	-2	-1.0	-1	0								

0	DAIYAN HENLEY																LB	
REGULAR SEASON DEFENSE																		
Date	Opp.	Res.	GP/GS	Tot	Solo	Asst	Sks	Yds	TFL	QBH	INT	Yds	Lg	TD	PD	FF	FR	Yds
11/26/23	Bal.	L	1/0	0	0	0	0.0	0	0	0	0	0	—	0	0	0	0	0
Totals			0-1	1/0	0	0	0.0	0	0	0	0	0	—	0	0	0	0	0

10	JUSTIN HERBERT																QB
REGULAR SEASON PASSING																	
Date	Opp.	Res.	GP/GS	Cmp	Att	Pct.	Yds	Y/A	TD	INT	Lg	Sacks	Yds Lost	Rating			
10/17/21	at Bal.	L	1/1	22	39	56.4	195	5.00	1	1	26	2	13	67.8			
11/26/23	Bal.	L	1/1	29	44	65.9	217	4.93	1	1	31	3	24	75.7			
Totals			0-2	2/2	51	83	61.4	412	4.96	2	2	31	5	72.0			
REGULAR SEASON RUSHING																	
Date	Opp.	Res.	GP/GS	Att	Yds	Avg.	Lg	TD									
10/17/21	at Bal.	L	1/1	2	12	6.0	10	0									
11/26/23	Bal.	L	1/1	4	47	11.8	35	0									
Totals			0-2	2/2	6	59	9.8	35	0								

1	QUENTIN JOHNSTON								WR
REGULAR SEASON RECEIVING									
Date	Opp.	Res.	GP/GS	Rec.	Yds	Avg.	Lg	TD	
11/26/23	Bal.	L	1/1	1	7	7.0	7	0	
Totals			0-1	1/1	1	7	7.0	7	0

5	JOSHUA PALMER								WR
REGULAR SEASON RECEIVING									
Date	Opp.	Res.	GP/GS	Rec.	Yds	Avg.	Lg	TD	
11/26/23	Bal.	L	1/0	1	8	8.0	8	0	
Totals			0-1	1/0	1	8	8.0	8	0

CAREER NUMBERS AGAINST RAVENS

3 DERWIN JAMES JR. S

REGULAR SEASON DEFENSE

Date	Opp.	Res.	GP/GS	Tot	Solo	Asst	Sks	Yds	TFL	QBH	INT	Yds	Lg	TD	PD	FF	FR	Yds
12/22/18	Bal.	L	1/1	6	4	2	0.0	0	0	0	0	0	—	0	1	0	0	0
10/17/21	at Bal.	L	1/1	8	7	1	0.0	0	0	1	0	0	—	0	0	1	0	0
11/26/23	Bal.	L	1/1	6	4	2	0.0	0	0	0	0	0	—	0	0	0	0	0
Totals		0-3	3/3	20	15	5	0.0	0	0	1	0	0	—	0	1	1	0	0

POSTSEASON DEFENSE

Date	Opp.	Res.	GP/GS	Tot	Solo	Asst	Sks	Yds	TFL	QBH	INT	Yds	Lg	TD	PD	FF	FR	Yds
01/06/19	at Bal.	L	1/1	5	5	0	0.0	0	1	1	0	0	—	0	0	0	0	0
Totals		0-1	1/1	5	5	0	0.0	0	1	1	0	0	—	0	0	0	0	0

52 KHALIL MACK OLB

REGULAR SEASON DEFENSE

Date	Opp.	Res.	GP/GS	Tot	Solo	Asst	Sks	Yds	TFL	QBH	INT	Yds	Lg	TD	PD	FF	FR	Yds
09/20/15	Bal.	W	1/1	1	1	0	0.0	0	1	0	0	0	—	0	0	0	0	0
10/02/16	at Bal.	W	1/1	6	4	2	1.0	7	1	3	0	0	—	0	0	0	0	0
10/08/17	Bal.	L	1/1	8	6	2	0.0	0	0	0	0	0	—	0	0	0	0	0
11/26/23	Bal.	L	1/1	6	4	2	2.0	13	1	1	0	0	—	0	1	0	0	0
Totals		2-2	4/4	21	15	6	3.0	20	3	4	0	0	—	0	1	0	0	0

31 NICK NIEMANN LB

REGULAR SEASON DEFENSE

Date	Opp.	Res.	GP/GS	Tot	Solo	Asst	Sks	Yds	TFL	QBH	INT	Yds	Lg	TD	PD	FF	FR	Yds
10/17/21	Bal.	L	1/0	4	2	2	0.0	0	1	0	0	0	—	0	0	0	0	0
11/26/23	Bal.	L	1/0	0	0	0	0.0	0	0	0	0	0	—	0	0	0	0	0
Totals		0-2	2/0	4	2	2	0.0	0	1	0	0	0	—	0	0	0	0	0

93 OTITO OGBONNIA DL

REGULAR SEASON DEFENSE

Date	Opp.	Res.	GP/GS	Tot	Solo	Asst	Sks	Yds	TFL	QBH	INT	Yds	Lg	TD	PD	FF	FR	Yds
11/26/23	Bal.	L	1/0	3	2	1	0.0	0	0	1	0	0	—	0	0	0	0	0
Totals		0-1	1/0	3	2	1	0.0	0	0	1	0	0	—	0	0	0	0	0

6 DENZEL PERRYMAN LB

REGULAR SEASON DEFENSE

Date	Opp.	Res.	GP/GS	Tot	Solo	Asst	Sks	Yds	TFL	QBH	INT	Yds	Lg	TD	PD	FF	FR	Yds
9/13/21	Bal.	W (OT)	1/1	10	5	5	0.0	0	0	0	0	0	—	0	0	0	1	0
9/10/23	at Bal.	L	1/1	11	6	5	0.0	0	1	0	0	0	—	0	0	0	0	0
Totals		1-1	2/2	21	11	10	0.0	0	1	0	0	0	—	0	0	0	1	0

58 SHAQUILLE QUARTERMAN LB

REGULAR SEASON DEFENSE

Date	Opp.	Res.	GP/GS	Tot	Solo	Asst	Sks	Yds	TFL	QBH	INT	Yds	Lg	TD	PD	FF	FR	Yds
12/20/20	at Bal.	L	1/0	0	0	0	0.0	0	0	0	0	0	—	0	0	0	0	0
11/27/22	Bal.	W	1/0	0	0	0	0.0	0	0	0	0	0	—	0	0	0	0	0
12/17/23	Bal.	L	1/0	0	0	0	0.0	0	0	0	0	0	—	0	0	0	0	0
Totals		1-2	3/0	0	0	0	0.0	0	0	0	0	0	—	0	0	0	0	0

16 JK SCOTT P

REGULAR SEASON PUNTING

Date	Opp.	Res.	GP	Punt	Blk	Yds.	Avg.	Lg	TB	I20
11/26/23	Bal.	L	1	3	0	156	52.0	57	0	1
Totals		0-1	1	3	0	156	52.0	57	0	1

84 STONE SMARTT TE

REGULAR SEASON RECEIVING

Date	Opp.	Res.	GP/GS	Rec.	Yds	Avg.	Lg	TD
11/26/23	Bal.	L	1/0	0	0	—	—	0
Totals		0-1	1/0	0	0	—	—	0

CAREER NUMBERS AGAINST RAVENS

90		TEAIR TART															DT	
REGULAR SEASON DEFENSE																		
Date	Opp.	Res.	GP/GS	Tot	Solo	Asst	Sks	Yds	TFL	QBH	INT	Yds	Lg	TD	PD	FF	FR	Yds
11/22/20	at Bal.	W (OT)	1/0	1	0	1	0.0	0	0	0	0	0	—	0	0	0	0	0
Totals		0-1	1/0	1	0	1	0.0	0	0	0	0	0	—	0	0	0	0	0

36		JA'SIR TAYLOR															DB	
REGULAR SEASON DEFENSE																		
Date	Opp.	Res.	GP/GS	Tot	Solo	Asst	Sks	Yds	TFL	QBH	INT	Yds	Lg	TD	PD	FF	FR	Yds
11/26/23	Bal.	L	1/0	0	0	0	0.0	0	0	0	0	0	—	0	0	0	0	0
Totals		0-1	1/0	0	0	0	0.0	0	0	0	0	0	—	0	0	0	0	0

45		TULI TUIPULOTU															OLB	
REGULAR SEASON DEFENSE																		
Date	Opp.	Res.	GP/GS	Tot	Solo	Asst	Sks	Yds	TFL	QBH	INT	Yds	Lg	TD	PD	FF	FR	Yds
11/26/23	Bal.	L	1/0	4	3	1	0.0	0	0	0	0	0	—	0	0	0	0	0
Totals		0-1	1/0	4	3	1	0.0	0	0	0	0	0	—	0	0	0	0	0

2024 LOS ANGELES CHARGERS OFFENSIVE STATISTICS

Los Angeles Chargers / Week 11 / Through Sunday, November 17, 2024 / Regular Season

Won 7, Lost 3

9/8/2024	W	22 - 10	Las Vegas Raiders
9/15/2024	W	26 - 3	at Carolina Panthers
9/22/2024	L	10 - 20	at Pittsburgh Steelers
9/29/2024	L	10 - 17	Kansas City Chiefs
10/13/2024	W	23 - 16	at Denver Broncos
10/21/2024	L	15 - 17	at Arizona Cardinals
10/27/2024	W	26 - 8	New Orleans Saints
11/3/2024	W	27 - 10	at Cleveland Browns
11/10/2024	W	27 - 17	Tennessee Titans
11/17/2024	W	34 - 27	Cincinnati Bengals

Rushing	No.	Yds	Avg	Long	TD
J.Dobbins	152	726	4.8	61	8
G.Edwards	54	195	3.6	11	0
J.Herbert	41	182	4.4	38	1
K.Vidal	18	44	2.4	7	0
D.Davis	7	43	6.1	10	0
H.Haskins	12	23	1.9	5	1
Q.Johnston	3	6	2.0	4	0
J.Scott	1	0	0.0	0	0
J.Reagor	3	-3	-1.0	1	0
Team	291	1216	4.2	61	10
Opponents	235	1105	4.7	44t	3

	Los Angeles Chargers	Opponent
Total First Downs	175	175
Rushing	63	59
Passing	98	99
Penalty	14	17
3rd Down: Made/Att	52/134	43/133
3rd Down Pct.	38.8%	32.3%
4th Down: Made/Att	4/6	9/14
4th Down Pct.	66.7%	64.3%
Possession Avg.	30:42	29:18
Total Net Yards	3264	3171
Avg. Per Game	326.4	317.1
Total Plays	596	609
Avg. Per Play	5.5	5.2
Net Yards Rushing	1216	1105
Avg. Per Game	121.6	110.5
Total Rushes	291	235
Net Yards Passing	2048	2066
Avg. Per Game	204.8	206.6
Sacked/Yards Lost	26/162	34/173
Gross Yards	2210	2239
Attempts/Completions	279/178	340/214
Completion Pct.	63.8%	62.9%
Had Intercepted	1	9
Punts/Average	51/47.7	52/49.3
Net Punting Avg.	42.6	44.3
Penalties/Yards	53/411	57/427
Fumbles/Ball Lost	12/4	7/4
Touchdowns	23	15
Rushing	10	3
Passing	13	12
Returns	0	0

Receiving	No.	Yds	Avg	Long	TD
L.McConkey	43	615	14.3	60t	4
W.Dissly	37	352	9.5	29t	1
J.Dobbins	25	115	4.6	15	0
Q.Johnston	22	354	16.1	66t	6
J.Palmer	20	365	18.3	45	1
H.Hurst	7	65	9.3	27	0
S.Fehoko	6	106	17.7	30	0
J.Reagor	4	76	19.0	41	0
K.Vidal	3	49	16.3	38t	1
D.Davis	3	39	13.0	17	0
S.Smartt	2	41	20.5	31	0
S.Matlock	2	16	8.0	9	0
E.Tomlinson	2	9	4.5	7	0
T.Fisk	1	6	6.0	6	0
G.Edwards	1	2	2.0	2	0
Team	178	2210	12.4	66t	13
Opponents	214	2239	10.5	55t	12

Interceptions	No.	Yds	Avg	Long	TD
E.Molden	3	28	9.3	25	0
K.Fulton	1	29	29.0	29	0
A.Gilman	1	18	18.0	18	0
T.Tart	1	4	4.0	4	0
P.Ford	1	3	3.0	3	0
T.Still	1	1	1.0	1	0
B.Dupree	1	0	0.0	0	0
Team	9	83	9.2	29	0
Opponents	1	0	0.0	0	0

Punting	No	Yds	Avg	Net	TB	In	Lg	B
J.Scott	51	2433	47.7	42.6	3	18	67	0
Team	51	2433	47.7	42.6	3	18	67	0
Opponents	52	2562	49.3	44.3	3	30	64	0

Score By Periods	Q1	Q2	Q3	Q4	OT	Pts
Team	53	85	29	53	0	220
Opponents	19	30	29	67	0	145

Scoring	TD	Ru	Pa	Rt	PAT	FG	2Pt	Pts
C.Dicker	0	0	0	0	19/22	21/23	0	82
J.Dobbins	8	8	0	0	0/0	0/0	0	48
Q.Johnston	6	0	6	0	0/0	0/0	0	36
L.McConkey	4	0	4	0	0/0	0/0	0	24
W.Dissly	1	0	1	0	0/0	0/0	0	6
H.Haskins	1	1	0	0	0/0	0/0	0	6
J.Herbert	1	1	0	0	0/0	0/0	0	6
J.Palmer	1	0	1	0	0/0	0/0	0	6
K.Vidal	1	0	1	0	0/0	0/0	0	6
Team	23	10	13	0	19/22	21/23	0	220
Opponents	15	3	12	0	14/14	13/21	0	145

Punt Returns	Ret	FC	Yds	Avg	Long	TD
D.Davis	12	14	171	14.3	53	0
L.McConkey	3	8	28	9.3	12	0
J.Reagor	0	1	0	0.0	0	0
Team	15	23	199	13.3	53	0
Opponents	21	16	199	9.5	21	0

Kickoff Returns	No.	Yds	Avg	Long	TD
D.Davis	6	173	28.8	56	0
H.Haskins	1	35	35.0	35	0
J.Reagor	1	22	22.0	22	0
Team	8	230	28.8	56	0
Opponents	16	456	28.5	41	0

Field Goals	1-19	20-29	30-39	40-49	50+
C.Dicker	1/1	7/7	2/2	6/7	5/6
Team	1/1	7/7	2/2	6/7	5/6
Opponents	0/0	3/3	7/7	3/7	0/4

2-Pt. Conversions: Team 0/1, Opponents: 0/1
 Sacks: T.Tuipulotu 7.0, B.Dupree 5.0, K.Mack 4.5, M.Fox 3.5,
 P.Ford 3.0, J.Bosa 3.0, D.James 1.5, D.Perryman 1.0, S.Matlock
 1.0, D.Henley 1.0, A.Gilman 1.0, T.Dye 0.5, T.Still 0.5, C.Hart 0.5
Team: 33.0, Opponents: 26.0

Fumbles Lost: J.Herbert 2, J.Reagor 1, T.Tart 1 **Total: 4**
 Opponent Fumble Recoveries: K.Mack 1, T.Tart 1, E.Molden 1,
 J.Taylor 1 **Total: 4**

Passing	Att	Cmp	Yds	Cmp%	Yds/Att	TD	TD%	Int	Int%	Long	Sack	Lost	Rating
J.Herbert	277	176	2186	63.5%	7.9	13	4.7%	1	0.4%	66t	23/	134	102.1
T.Heinicke	2	2	24	100.0%	12.0	0	0.0%	0	0.0%	18	3/	28	116.7
Team	279	178	2210	63.8%	7.9	13	4.7%	1	0.4%	66t	26/	162	102.3
Opponents	340	214	2239	62.9%	6.6	12	3.5%	9	2.6%	55t	34/	173	82.7

2024 LOS ANGELES CHARGERS DEFENSIVE STATISTICS

Official Press Box Totals — Confirmed by league review.

Player	— Tackles —			Sacks	Yards	TFLs	QB Hits	Interceptions	Passes Def.	— Fumbles —	
	Total	Solo	Asst.							Forced	Recoveries
Daiyan Henley	89	57	32	1.0	1	4	3	0	5	0	0
Derwin James	59	38	21	1.5	8	3	2	0	5	0	0
Denzel Perryman	54	38	16	1.0	7	2	3	0	0	0	0
Alohi Gilman	47	31	16	1.0	0	1	0	1	3	0	0
Elijah Molden	44	22	22	0.0	0	0	0	3	5	0	1
Tuli Tuipulotu	30	16	14	7.0	17.5	8	12	0	2	1	0
Cam Hart	29	20	9	0.5	0.5	0	1	0	4	1	0
Tarheeb Still	26	18	8	0.5	4.5	0	1	1	5	0	0
Khalil Mack	26	12	14	4.5	32	5	8	0	5	2	1
Otito Ogbornia	21	8	13	0.0	0	0	1	0	0	0	0
Poona Ford	20	11	9	3.0	19	5	6	1	3	0	0
Morgan Fox	18	14	4	3.5	27	4	6	0	1	0	0
Kristian Fulton	18	14	4	0.0	0	2	0	1	6	0	0
Bud Dupree	18	13	5	5.0	20	5	7	1	2	1	0
Ja'Sir Taylor	16	10	6	0.0	0	1	0	0	4	0	1
Asante Samuel	13	11	2	0.0	0	0	0	0	2	0	0
Junior Colson	13	7	6	0.0	0	0	0	0	1	0	0
Teair Tart	13	5	8	0.0	0	2	3	1	2	0	1
Joey Bosa	11	9	2	3.0	16	3	8	0	0	1	0
Troy Dye	10	7	3	0.5	4.5	1	1	0	0	0	0
A.J. Finley	6	4	2	0.0	0	0	0	0	0	0	0
Scott Matlock	4	1	3	1.0	6	1	1	0	1	0	0
Eli Apple	2	2	0	0.0	0	0	0	0	1	0	0
Nick Niemann	1	1	0	0.0	0	0	0	0	1	0	0
Deane Leonard	1	1	0	0.0	0	0	0	0	1	0	0
Caleb Murphy	1	1	0	0.0	0	0	0	0	0	0	0
Totals	590	371	219	33.0	163	47	63	9	59	6	4
<i>Defensive Backs</i>	<i>261</i>	<i>171</i>	<i>90</i>	<i>3.5</i>	<i>13</i>	<i>7</i>	<i>4</i>	<i>6</i>	<i>36</i>	<i>1</i>	<i>2</i>
<i>Linebackers</i>	<i>167</i>	<i>110</i>	<i>57</i>	<i>2.5</i>	<i>12.5</i>	<i>7</i>	<i>7</i>	<i>0</i>	<i>7</i>	<i>0</i>	<i>0</i>
<i>Outside Linebackers</i>	<i>86</i>	<i>50</i>	<i>36</i>	<i>19.5</i>	<i>85.5</i>	<i>21</i>	<i>35</i>	<i>1</i>	<i>9</i>	<i>5</i>	<i>1</i>
<i>Defensive Line</i>	<i>76</i>	<i>39</i>	<i>37</i>	<i>7.5</i>	<i>52</i>	<i>12</i>	<i>17</i>	<i>2</i>	<i>7</i>	<i>0</i>	<i>1</i>

SPECIAL TEAMS TACKLES

Player	Total Tackles
Nick Niemann	8
Daiyan Henley	5
Troy Dye	4
A.J. Finley	4
Hassan Haskins	4
Dicaprio Bootle	3
Deane Leonard	3
Shaquille Quarterman	3
Tuli Tuipulotu	3
Semi Fehoko	2
Elijah Molden	2
Stone Smart	2
Junior Colson	1
Cameron Dicker	1
Cam Hart	1
Caleb Murphy	1
Ja'Sir Taylor	1
Totals	48

2024 GAME SUMMARIES

WEEK 1 vs. LAS VEGAS



**RAIDERS 10
CHARGERS 22**

Sunday, Sept. 8, 2024
SoFi Stadium — Inglewood, Calif.



GAME STATISTICS

TEAM	1	2	3	4	OT	F
Las Vegas	7	0	0	3	—	10
L.A. Chargers	3	3	3	13	—	22

SCORING SUMMARY

Team	Q	Time	Play
Chargers	1	4:22	C.Dicker 53 yd. Field Goal
Raiders	1	0:45	A.Mattison 31 yd. pass from G.Minshew (D.Carlson kick)
Chargers	2	0:26	C.Dicker 25 yd. Field Goal
Chargers	3	9:08	C.Dicker 24 yd. Field Goal
Chargers	4	14:55	J.Dobbins 12 yd. run (C.Dicker kick)
Raiders	4	10:30	D.Carlson 32 yd. Field Goal
Chargers	4	3:40	L.McConkey 10 yd. pass from J.Herbert (run failed)

TEAM STATISTICS

	LV	LAC
FIRST DOWNS:	14	11
TOTAL NET YARDS:	296	316
NET RUSHING YARDS:	71	176
NET PASSING YARDS:	225	140
PENALTIES/YARDS:	2-15	7-50
3RD DOWN EFFICIENCY (%):	5-14 (35.7%)	4-15 (26.7%)
PUNTS/AVERAGE:	5-53.0	7-47.4
SACKS/YARDS:	1-4	4-32
FUMBLES/LOST:	2-2	0-0
POINTS OFF TURNOVERS:	0	3
AVG. DRIVE START:	OWN 28	OWN 35
TIME OF POSSESSION:	31:44	28:16

INDIVIDUAL TOP PERFORMERS



PASSING

	CMP	ATT	YDS	TD	INT	RT
Herbert	17	26	144	1	0	95.1
G.Minshew II	25	33	257	1	1	95.1

RUSHING

	ATT	YDS	AVG	LG	TD
J.Dobbins	10	135	13.5	61	1
G.Edwards	11	26	2.4	10	0
Z.White	13	44	3.4	12	0
A.Mattinson	5	19	3.8	7	0

RECEIVING

	REC	YDS	AVG	LG	TD
L.McConkey	5	39	7.8	11	1
Q.Johnston	3	38	12.7	16	0
J.Dobbins	3	4	1.3	3	0
H.Hurst	2	33	16.5	27	0
B.Bowers	6	58	9.7	26	0
D.Adams	5	59	11.8	23	0
A.Mattison	4	43	10.8	31	1
J.Meyers	3	61	20.3	33	0

TACKLES (SOLO) - LAC: J.Bosa 7 (6), D.James 7 (6), A.Samuel 6 (5);
LV: R.Spillane 10 (7), C.Wilkins 5 (4), M.Epps 5 (3).

SACKS - LAC: K.Mack 1.5-10, J.Bosa 1-6, TEAM 1-10, M.Fox 0.5-6;
LV: M.Crosby 1-4.

INTERCEPTIONS - LAC: P.Ford 1-0-0; **LV:** None.

STARTERS

WR.....L.McConkey	OLB.....K.Mack	WR....T.Tucker	DE....C.Snowden
FB/DL.S.Matlock	DL.....P.Ford	TE....M.Mayer	DE.....M.Crosby
LT.....R.Slater	DL....O.Ogbonnia	LT.....K.Miller	DT.....J.Jenkins
RG....Z.Johnson	OLB.....J.Bosa	LG.....C.Whitehair	DT.....C.Wilkins
C.....B.Bozeman	LB.....D.Henley	C.....A.James	DT.....A.Butler
RG....T.Pipkins	LB....D.Perryman	RG.....D.Parham	LB.....D.Deablo
RT.....J.Alt	CB.....K.Fulton	RT....T.Munford	LB.....R.Spillane
TE....W.Dissly	CB.....A.Samuel	WR....D.Adams	CB.....J.Jones
WR....J.Palmer	DB.....J.Taylor	WR....J.Meyers	CB.....N.Hobbs
QB....J.Herbert	S.....A.Gilman	QB....G.Minshew II	S.....T.Moehrig
RB....G.Edwards	S.....D.James	RB....Z.White	S.....M.Epps

WEEK 2 AT CAROLINA



**CHARGERS 26
PANTHERS 3**

Sunday, Sept. 15, 2024
Bank of America Stadium — Charlotte, N.C.



GAME STATISTICS

TEAM	1	2	3	4	OT	F
L.A. Chargers	6	14	3	3	—	26
Carolina	0	0	3	0	—	3

SCORING SUMMARY

Team	Q	Time	Play
Chargers	1	9:20	Q.Johnston 29 yd. pass from J.Herbert (kick failed, wl)
Chargers	2	4:16	Q.Johnston 5 yd. pass from J.Herbert (C.Dicker kick)
Chargers	2	2:01	J.Dobbins 43 yd. run (C.Dicker kick)
Panthers	3	12:18	E.Pineiro 38 yd. Field Goal
Chargers	3	9:03	C.Dicker 46 yd. Field Goal
Chargers	4	11:02	C.Dicker 42 yd. Field Goal

TEAM STATISTICS

	LAC	CAR
FIRST DOWNS:	21	7
TOTAL NET YARDS:	349	159
NET RUSHING YARDS:	219	90
NET PASSING YARDS:	130	69
PENALTIES/YARDS:	3-15	9-90
3RD DOWN EFFICIENCY (%):	9-16 (56.3%)	1-12 (8.0%)
PUNTS/AVERAGE:	3-32.0	7-44.4
SACKS/YARDS:	2-15	1-0
FUMBLES/LOST:	1-1	0-0
POINTS OFF TURNOVERS:	7	0
AVG. DRIVE START:	OWN 35	OWN 28
TIME OF POSSESSION:	36:18	23:42

INDIVIDUAL TOP PERFORMERS



PASSING

	CMP	ATT	YDS	TD	INT	RT
J.Herbert	14	20	130	2	1	100.0
B.Young	18	26	84	0	1	57.2

RUSHING

	ATT	YDS	AVG	LG	TD
J.Dobbins	17	131	7.7	43	1
G.Edwards	18	59	3.3	6	0
C.Hubbard	10	64	6.4	23	0
M.Sanders	7	20	2.9	6	0

RECEIVING

	REC	YDS	AVG	LG	TD
Q.Johnston	5	51	10.2	29	2
W.Dissly	3	29	9.7	15	0
L.McConkey	2	26	13.0	15	0
J.Palmer	2	19	9.5	11	0
C.Hubbard	4	12	3.0	5	0
T.Tremble	3	23	7.7	12	0
Dio.Johnson	3	15	5.0	7	0
M.Sanders	3	5	1.7	5	0

TACKLES (SOLO) - LAC: D.Henley 9 (5), D.Perryman 7 (5), D.James 6 (2);
CAR: S.Thompson 14 (8), J.Jewell 11 (8), A.Robinson 6 (6).

SACKS - LAC: D.Perryman 1-7, J.Bosa 1-8; **CAR:** Dj.Johnson 0.5-0, J.Peevy 0.5-0.

INTERCEPTIONS - LAC: E.Molden 1-3-0; **CAR:** J.Horn 1-0-0.

STARTERS

WR....Q.Johnston	OLB.....K.Mack	WR....D.Hopkins	DL.....D.Autro
TE....H.Hurst	DL.....P.Ford	LT....A.Dillard	DT.....T.Tartt
WR....D.Davis	DL....O.Ogbonnia	LG....X.Newman-Johnson	DT.....J.Simmon
LT.....R.Slater	OLB.....J.Bosa	C.....A.Brewer	DT.....K.Peko
LG....Z.Johnson	LB.....D.Henley	RG....D.Brunskill	LB.....A.AI-Shair
C.....B.Bozeman	LB....D.Perryman	RT....C.Hubbard	LB.....J.Gibbens
RG....T.Pipkins	CB.....K.Fulton	TE....C.Okonkwo	DB.....H.Landry
RT....J.Alt	CB.....A.Samuel	WR....T.Burks	CB.....E.Molden
TE....W.Dissly	DB.....J.Taylor	WR....N.Westbrook-Ikhine	CB....R.McCreary
QB....J.Herbert	S.....D.James	QB....R.Tannehill	S....S.Murphy-Bunting
RB....J.Dobbins	S.....E.Moldem	RB....D.Henry	S.....K.Buard

2024 GAME SUMMARIES

WEEK 3 AT PITTSBURGH

WEEK 4 vs. KANSAS CITY



CHARGERS 10 STEELERS 20

Sunday, Sept. 22, 2024
Acrisure Stadium – Pittsburgh, Penn.



CHIEFS 17 CHARGERS 10

Sunday, Sept. 29, 2024
SoFi Stadium – Inglewood, Calif.



GAME STATISTICS

TEAM	1	2	3	4	OT	F
L.A. Chargers	7	3	0	0	—	10
Pittsburgh	0	7	3	10	—	20

SCORING SUMMARY

Team	Q	Time	Play
Chargers	1	2:46	Q.Johnston 27 yd. pass from J.Herbert (C.Dicker kick)
Steelers	2	10:17	J.Fields 5 yd. run (C.Boswell kick)
Chargers	2	3:13	C.Dicker 28 yd. Field Goal (12-60, 7:04)
Steelers	3	9:05	C.Boswell 38 yd. Field Goal (12-50, 5:55)
Steelers	4	14:14	C.Boswell 30 yd. Field Goal (12-73, 6:26)
Steelers	4	7:02	C.Austin 55 yd. pass from J.Fields (C.Boswell kick)

TEAM STATISTICS

	LAC	PIT
FIRST DOWNS:	10	20
TOTAL NET YARDS:	168	346
NET RUSHING YARDS:	107	232
NET PASSING YARDS:	225	140
PENALTIES/YARDS:	7-69	3-15
3RD DOWN EFFICIENCY (%):	3-11 (27.3%)	7-14 (50.0%)
PUNTS/AVERAGE:	7-50.0	3-52.0
SACKS/YARDS:	2-13	5-42
FUMBLES/LOST:	2-0	0-0
POINTS OFF TURNOVERS:	0	0
AVG. DRIVE START:	OWN 24	OWN 30
TIME OF POSSESSION:	26:09	33:51

INDIVIDUAL TOP PERFORMERS



PASSING

	CMP	ATT	YDS	TD	INT	RT		CMP	ATT	YDS	TD	INT	RT
Herbert	12	18	125	1	0	105.1	Fields	25	32	245	1	1	96.0
Heinicke	2	2	24	0	0	116.7							

RUSHING

	ATT	YDS	AVG	LG	TD		ATT	YDS	AVG	LG	TD
J.Dobbins	15	44	2.9	13	0	N.Harris	18	70	3.9	21	0
G.Edwards	3	9	3.0	6	0	C.Patterson	4	33	8.3	14	0

RECEIVING

	REC	YDS	AVG	LG	TD		REC	YDS	AVG	LG	TD
L.McConkey	3	44	14.7	18	0	G.Pickens	5	57	11.4	27	0
W.Dissly	3	19	6.3	7	0	N.Harris	5	16	3.2	8	0
J.Dobbins	3	10	3.3	6	0	C.Austin	4	95	23.8	55	2
Q.Johnston	2	44	22.0	27	1	P.Freiermuth	4	33	8.3	15	0

TACKLES (SOLO) – LAC: D.Henley 12 (9), D.Perryman 9 (6), D.James 8 (5);
PIT: P.Queen 8 (4), D.Elliott 5 (4), D.Jackson 5 (2).

SACKS – LAC: D.James 1-6, K.Mack 1-7; **PIT:** Ni.Herbig 2-15, E.Roberts 1-9, Ca.Heyward 1-10, T.Watt 1-8.

INTERCEPTIONS – LAC: B.Dupree 1-0-0; **PIT:** None.

STARTERS

WR..... L.McConkey	OLB..... K.Mack	TE..... P.Freiermuth	ROLB... A.Highsmith
TE..... W.Dissly	DL..... O.Ogbonnia	LT..... D.Moore	DT.... Ca.Heyward
LT..... R.Slater	DL..... P.Ford	LG..... S.Anderson	NT..... K.Benton
RG..... Z.Johnson	OLB..... J.Bosa	C..... Z.Frazier	DE L.Ogunjobi
C..... B.Bozeman	LB..... D.Henley	RG..... J.Daniels	LOLB..... T.Watt
RG..... T.Pipkins	LB..... D.Perryman	RT..... B.Jones	LILB P.Queen
RT..... J.Alt	CB..... K.Fulton	WR..... V.Jefferson	RILB... E.Roberts
WR..... Q.Johnston	CB..... A.Samuel	WR..... G.Pickens	RCB..... J.Porter
QB..... J.Herbert	S..... E.Molden	WR..... C.Patterson	FS... M.Fitzpatrick
FB..... S.Matlock	S..... A.Gilman	QB..... J.Fields	SS..... D.Elliott
RB..... J.Dobbins	S..... D.James	RB..... N.Harris	LCB D.Jackson

GAME STATISTICS

TEAM	1	2	3	4	OT	F
Kansas City	0	7	3	7	—	17
L.A. Chargers	10	0	0	0	—	10

SCORING SUMMARY

Team	Q	Time	Play
Chargers	1	6:16	L.McConkey 7 yd. pass from J.Herbert (C.Dicker kick)
Chargers	1	3:53	C.Dicker 50 yd. Field Goal
Chiefs	2	4:06	X.Worthy 54 yd. pass from P.Mahomes (H.Butker kick)
Chiefs	3	6:26	H.Butker 37 yd. Field Goal
Chiefs	4	6:04	S.Perine 2 yd. run (H.Butker kick)

TEAM STATISTICS

	KC	LAC
FIRST DOWNS:	16	12
TOTAL NET YARDS:	329	224
NET RUSHING YARDS:	101	55
NET PASSING YARDS:	228	169
PENALTIES/YARDS:	5-40	9-51
3RD DOWN EFFICIENCY (%):	9-16 (56.3%)	4-13 (30.8%)
PUNTS/AVERAGE:	4-50.0	6-53.0
SACKS/YARDS:	2-10	3-17
FUMBLES/LOST:	1-1	2-0
POINTS OFF TURNOVERS:	10	0
AVG. DRIVE START:	OWN 29	OWN 27
TIME OF POSSESSION:	29:08	30:52

INDIVIDUAL TOP PERFORMERS



PASSING

	CMP	ATT	YDS	TD	INT	RT		CMP	ATT	YDS	TD	INT	RT
J.Herbert	16	27	179	1	0	91.4	P.Mahomes	19	29	245	1	1	89.0

RUSHING

	ATT	YDS	AVG	LG	TD		ATT	YDS	AVG	LG	TD
J.Dobbins	14	32	2.3	12	0	K.Hunt	14	69	4.9	10	0
G.Edwards	6	19	3.2	5	0	S.Perine	5	14	2.8	4	1

RECEIVING

	REC	YDS	AVG	LG	TD		REC	YDS	AVG	LG	TD
L.McConkey	5	67	13.4	37	1	T.Kelce	7	89	12.7	38	0
J.Palmer	3	36	12.0	26	0	N.Gray	4	40	10.0	29	0
J.Dobbins	3	30	10.0	14	0	X.Worthy	3	73	24.3	54	1
W.Dissly	2	24	12.0	22	0	Ju.Watson	2	27	13.5	17	0

TACKLES (SOLO) – LAC: D.Perryman 8 (6), E.Molden 8 (5), D.Henley 7 (4);
KC: D.Tranquill 10 (7), T.McDuffie 6 (3), B.Cook 5 (4).

SACKS – LAC: B.Dupree 2-8, T.Dye 0.5-4.5, T.Still 0.5-4.5; **KC:** C.Jones 2-10.

INTERCEPTIONS – LAC: K.Fulton 1-29-0; **KC:** None.

STARTERS

TE..... W.Dissly	OLB..... K.Mack	TE..... T.Kelce	DE G.Karlaftis
LT..... J.Salyer	DL..... O.Ogbonnia	WR..... R.Rice	DT..... C.Jones
LG..... Z.Johnson	DL..... P.Ford	LT..... W.Morris	DE..... M.Pennel
C..... B.Bozeman	OLB... T.Tuipulotu	OLB..... J.Thuney	DE ... F.Anudike-Uzomah
RG..... S.Mustipher	LB..... D.Henley	C..... C.Humphrey	LB..... N.Bolton
RT..... T.Pipkins	LB..... D.Perryman	RG..... T.Smith	LB..... D.Tranquill
FB..... S.Matlock	CB..... K.Fulton	RT..... J.Taylor	LB..... L.Chenail
WR..... Q.Johnston	CB..... A.Samuel	WR..... X.Worthy	CB..... T.McDuffie
WR..... L.McConkey	DB..... T.Still	WR..... Ju.Watson	CB..... Ja.Watson
QB..... J.Herbert	S..... A.Gilman	QB..... P.Mahomes	S..... J.Reid
RB..... J.Dobbins	S..... E.Molden	FB..... C.Steele	S..... B.Cook

2024 GAME SUMMARIES

WEEK 6 AT DENVER



CHARGERS 23 BRONCOS 16

Sunday, Oct. 13, 2024

Empower Field at Mile High – Denver, Colo.



GAME STATISTICS

TEAM	1	2	3	4	OT	F
L.A. Chargers	10	10	3	0	—	23
Denver	0	0	0	16	—	16

SCORING SUMMARY

Team	Q	Time	Play
Chargers	1	9:26	C.Dicker 20 yd. Field Goal
Chargers	1	4:59	K.Vidal 38 yd. pass from J.Herbert (C.Dicker kick)
Chargers	2	6:21	C.Dicker 33 yd. Field Goal
Chargers	2	1:00	J.Dobbins 4 yd. run (C.Dicker kick)
Chargers	3	2:35	C.Dicker 46 yd. Field Goal
Broncos	4	10:06	T.Franklin 2 yd. pass from B.Nix
Broncos	4	5:22	C.Sutton 15 yd. pass from B.Nix (pass failed)
Broncos	4	0:59	W.Lutz 40 yd. Field Goal

TEAM STATISTICS

	LAC	DEN
FIRST DOWNS:	22	17
TOTAL NET YARDS:	350	316
NET RUSHING YARDS:	128	110
NET PASSING YARDS:	222	206
PENALTIES/YARDS:	3-20	7-37
3RD DOWN EFFICIENCY (%):	11-18 (61.1%)	3-11 (27.3%)
PUNTS/AVERAGE:	4-39.8	5-46.6
SACKS/YARDS:	2-10	3-15
FUMBLES/LOST:	1-0	1-1
POINTS OFF TURNOVERS:	10	0
AVG. DRIVE START:	OWN 34	OWN 25
TIME OF POSSESSION:	37:23	23:37

INDIVIDUAL TOP PERFORMERS



PASSING

Player	CMP	ATT	YDS	TD	INT	RT
Herbert	21	34	237	1	0	92.4
Nix	19	33	216	2	1	84.9

RUSHING

Player	ATT	YDS	AVG	LG	TD
J.Dobbins	25	96	3.8	20	1
D.Davis	2	14	7.0	10	0
B.Nix	6	61	10.2	21	0
J.Williams	6	23	3.8	13	0

RECEIVING

Player	REC	YDS	AVG	LG	TD
L.McConkey	4	43	10.8	15	0
W.Dissly	4	26	6.5	20	0
Q.Johnston	3	22	7.3	8	0
S.Fehoko	2	44	22.0	30	0
D.Vele	4	78	19.5	37	0
C.Sutton	4	53	13.3	20	1
J.Williams	3	15	4.3	10	0
T.Franklin	2	31	15.5	29	1

TACKLES (SOLO) - LAC: A.Gilman 10 (6), D.Perryman 6 (5), D.Henley 4 (2); **DEN:** B.Jones 12 (11), Z.Allen 8 (5), C.Barton 8 (1).

SACKS - LAC: A.Gilman 1-0, M.Fox 1-10; **DEN:** N.Bonitto 1-8, J.Strnad 1-0, Z.Allen 0.5-3.5, J.Cooper, 0.5-3.5.

INTERCEPTIONS - LAC: E.Molden 1-25-0; **DEN:** None.

STARTERS

WR.... L.McConkey	OLB.....K.Mack	WR.... T.Franklin	OLB..... N.Bonitto
TE..... H.Hurst	DL.....O.Ogbonnia	WR.... D.Vele	DE ... J.Franklin-Myers
LT..... R.Slater	DL.....O.Ogbonnia	LT..... G.Bolles	NT..... D.Jones
RG..... Z.Johnson	OLB...T.Tuipulotu	LG..... B.Powers	DE..... Z.Allen
C..... B.Bozeman	LB.....D.Henley	C..... A.Forsyth	ILB..... C.Barton
RG..... T.Pipkins	LB..... D.Perryman	RG..... Q.Meinerz	SLB..... J.Cooper
RT..... J.Alt	CB..... K.Fulton	RT..... M.Pearl	ILB..... J.Strnad
WR.... Q.Johnston	CB..... T.Still	WR.... C.Sutton	LCB.....P.Surtain
QB..... J.Herbert	CB..... C.Hart	TE..... A.Trautman	RCB..... R.Moss
FB..... S.Matlock	S..... A.Gilman	QB..... B.Nix	S..... B.Jones
RB..... J.Dobbins	S..... D.James	RB..... J.Williams	S..... P.Locke

WEEK 7 AT ARIZONA



CHARGERS 15 CARDINALS 17

Monday, Oct. 21, 2024

State Farm Stadium – Glendale, Ariz.



GAME STATISTICS

TEAM	1	2	3	4	OT	F
L.A. Chargers	0	6	3	6	—	15
Arizona	0	7	0	10	—	17

SCORING SUMMARY

Team	Q	Time	Play
Chargers	2	11:59	C.Dicker 59 yd. Field Goal
Cardinals	2	5:40	G.Dortch 5 yd. pass from K.Murray (C.Ryland kick)
Chargers	2	0:00	C.Dicker 50 yd. Field Goal
Chargers	3	0:40	C.Dicker 28 yd. Field Goal
Cardinals	4	14:14	K.Murray 44 yd. run (C.Ryland kick)
Chargers	4	12:09	C.Dicker 47 yd. Field Goal
Chargers	4	1:54	C.Dicker 40 yd. Field Goal
Cardinals	4	0:00	C.Ryland 32 yd. Field Goal

TEAM STATISTICS

	LAC	ARI
FIRST DOWNS:	20	22
TOTAL NET YARDS:	395	326
NET RUSHING YARDS:	59	181
NET PASSING YARDS:	336	145
PENALTIES/YARDS:	5-57	3-15
3RD DOWN EFFICIENCY (%):	6-14 (42.9%)	2-7 (28.6%)
PUNTS/AVERAGE:	2-37.5	4-44.5
SACKS/YARDS:	3-13	0-0
FUMBLES/LOST:	3-2	1-0
POINTS OFF TURNOVERS:	0	0
AVG. DRIVE START:	OWN 21	OWN 25
TIME OF POSSESSION:	34:14	25:46

INDIVIDUAL TOP PERFORMERS



PASSING

Player	CMP	ATT	YDS	TD	INT	RT
J.Herbert	27	39	349	0	0	97.1
K.Murray	14	26	145	1	1	67.0

RUSHING

Player	ATT	YDS	AVG	LG	TD
J.Dobbins	14	40	2.9	11	0
K.Videl	3	10	3.3	7	0
J.Conner	19	101	5.3	14	0
K.Murray	6	64	10.7	44	1

RECEIVING

Player	REC	YDS	AVG	LG	TD
W.Dissly	8	81	10.1	18	0
L.McConkey	5	46	9.2	21	0
J.Palmer	4	63	15.8	24	0
S.Fehoko	3	45	15.0	25	0
T.McBride	5	51	10.2	14	0
M.Harrison	3	21	7.0	10	0
J.Conner	2	51	25.5	33	0
Mi.Wilson	1	15	15.0	15	0

TACKLES (SOLO) - LAC: D.James 8 (5), C.Hart 7 (6), A.Gilman 5 (3); **ARI:** K.White 10 (3), M.Melton 9 (8), B.Baker 8 (4).

SACKS - LAC: None; **ARI:** N.Jones 1.0-8, D.Stills 1-1, B.Stille 1-4.

INTERCEPTIONS - LAC: T.Tart 1-4-0; **ARI:** None.

STARTERS

WR.... J. Palmer	OLB.....K.Mack	WR.... M.Harrison	NT..... R.Lopez
WR.... L.McConkey	DL.....P.Ford	TE.... T.McBride	DT..... L.Collier
WR.... S.Fehoko	DL.....O.Ogbonnia	LT..... P.Johnson	OLB...D.Gardeck
LT..... R.Slater	OLB...M.Fox	LG..... E.Brown	ILB.....K.White
LG..... Z.Johnson	OLB...T.Tuipulotu	C..... H.Froholdt	ILB..... Ma.Wilson
C..... B.Bozeman	LB.....D.Henley	RG..... T.Colon	OLB...Z.Collins
RG..... T.Pipkins	LB..... D.Perryman	RT.... K.Beachum	CB..... S.Thomas
RT..... J.Alt	CB..... C.Hart	TE.... T.Reiman	CB..... G.Williams
TE.... E.Tomlinson	CB..... T.Still	WR.... Mi.Wilson	CB...S.Murphy-Bunting
QB..... J.Herbert	S..... D.James	QB.... K.Murray	S..... J.Thompson
RB..... J.Dobbins	S..... A.Gilman	RB.... J.Conner	S..... B.Baker

2024 GAME SUMMARIES

WEEK 8 vs. NEW ORLEANS



SAINTS 8 CHARGERS 26

Sunday, Oct. 27, 2024
SoFi Stadium – Inglewood, Calif.



GAME STATISTICS

TEAM	1	2	3	4	OT	F
New Orleans	2	3	3	0	—	8
L.A. Chargers	0	9	7	10	—	26

SCORING SUMMARY

Team	Q	Time	Play
Saints	1	10:20	J.Scott fumble forced by T.Hill out of bounds in end zone for a Safety
Chargers	2	14:55	C.Dicker 46 yd. Field Goal
Chargers	2	1:37	J.Dobbins 1 yd. run (kick failed, wl)
Saints	2	0:05	B.Grupe 40 yd. Field Goal
Chargers	3	8:48	L.McConkey 60 yd. pass from J.Herbert (C.Dicker kick)
Saints	3	1:05	B.Grupe 43 yd. Field Goal
Chargers	4	11:55	C.Dicker 29 yd. Field Goal
Chargers	4	3:22	L.McConkey 9 yd. pass from J.Herbert (C.Dicker kick)

TEAM STATISTICS

	NO	LAC
FIRST DOWNS:	15	19
TOTAL NET YARDS:	366	378
NET RUSHING YARDS:	117	122
NET PASSING YARDS:	249	256
PENALTIES/YARDS:	7-66	4-37
3RD DOWN EFFICIENCY (%):	2-16 (12.5%)	3-12 (25.0%)
PUNTS/AVERAGE:	9-48.6	6-57.3
SACKS/YARDS:	5-32	3-23
FUMBLES/LOST:	0-0	2-0
POINTS OFF TURNOVERS:	0	0
AVG. DRIVE START:	OWN 32	OWN 30
TIME OF POSSESSION:	28:52	31:08

INDIVIDUAL TOP PERFORMERS



PASSING

Player	CMP	ATT	YDS	TD	INT	RT
J.Herbert	20	32	279	2	0	111.3
S.Rattler	12	24	156	0	0	70.8

RUSHING

Player	ATT	YDS	AVG	LG	TD
J.Dobbins	17	57	3.4	13	1
J.Herbert	4	49	12.3	38	0
A.Kamara	10	67	6.7	24	0
T.Hill	4	20	5.0	8	0

RECEIVING

Player	REC	YDS	AVG	LG	TD
L.McConkey	6	111	18.5	60	2
W.Dissly	5	41	8.2	16	0
J.Dobbins	4	11	2.8	15	0
J.Palmer	2	72	36.0	45	0
C.Olave	8	107	13.4	28	0
A.Kamara	6	55	9.2	37	0
J.Johnson	3	48	16.0	22	0
T.Hill	2	21	10.5	14	0

TACKLES (SOLO) - LAC: D.Henley 10 (6), D.James 6 (4), C.Hart 5 (4);
NO: P.Werner 9 (7), D.Davis 9 (5), T.Mathieu 5 (0).

SACKS - LAC: B.Dupree 1-11, T.Tuipulotu 1-2, K.Mack 1-8, P.Ford 1-5, S.Matlock 1-6; **NO:** K.Saunders 1-10, A.Taylor 0.5-2.5, C.Young 0.5-2.5.

INTERCEPTIONS - LAC: None; **NO:** None.

STARTERS

WR.... S.Fehoko	OLB..... K.Mack	WR.... C.Olave	DT N.Shepherd
WR.... J.Palmer	DL..... O.Ogbonnia	LT T.Fuaga	DT..... B.Brese
WR.... L.McConkey	DL..... P.Ford	LG..... L.Patrick	DE ... C.Granderson
LT R.Slater	OLB... T.Tuipulotu	C..... C.McGovern	DE C.Jordan
LG..... Z.Johnson	LB..... D.Henley	RG..... C.Ruiz	MLB..... D.Davis
C..... B.Bozeman	LB... D.Perryman	RT T.Penning	LB..... P.Werner
RG.... T.Pipkins	CB K.Fulton	TE..... F.Moreau	DB J.Howden
RT J.Alt	CB T.Still	TE..... J.Johnson	FS T.Mathieu
TE.... W.Dissly	CB C.Hart	TE..... T.Hill	CB A.Taylor
QB.... J.Herbert	S..... A.Gilman	QB.... S.Rattler	CB ... K.McKinstry
RB.... J.Dobbins	S..... D.James	RB A.Kamara	CB ... M.Lattimore

WEEK 9 AT CLEVELAND



CHARGERS 26 BROWNS 3

Sunday, Nov. 3, 2024
Huntington Bank Field – Cleveland, Ohio



GAME STATISTICS

TEAM	1	2	3	4	OT	F
L.A. Chargers	7	13	0	7	—	27
Cleveland	0	3	0	7	—	10

SCORING SUMMARY

Team	Q	Time	Play
Chargers	1	6:49	J.Palmer 28 yd. pass from J.Herbert (C.Dicker kick)
Browns	2	9:30	D.Hopkins 38 yd. Field Goal
Chargers	2	8:01	Q.Johnston 66 yd. pass from J.Herbert (kick failed, wl)
Chargers	2	3:30	J.Dobbins 16 yd. run (C.Dicker kick)
Chargers	4	4:16	J.Dobbins 7 yd. run (C.Dicker kick)
Browns	4	0:44	C.Tillman 17 yd. pass from J.Winston (D.Hopkins kick)

TEAM STATISTICS

	LAC	CLE
FIRST DOWNS:	13	21
TOTAL NET YARDS:	342	292
NET RUSHING YARDS:	96	79
NET PASSING YARDS:	246	213
PENALTIES/YARDS:	5-35	4-25
3RD DOWN EFFICIENCY (%):	5-14 (35.7%)	6-17 (35.3%)
PUNTS/AVERAGE:	7-47.1	6-53.0
SACKS/YARDS:	6-22	6-36
FUMBLES/LOST:	0-0	1-0
POINTS OFF TURNOVERS:	0	0
AVG. DRIVE START:	OWN 31	OWN 32
TIME OF POSSESSION:	25:51	34:09

INDIVIDUAL TOP PERFORMERS



PASSING

Player	CMP	ATT	YDS	TD	INT	RT
J.Herbert	18	27	282	2	0	125.8
J.Winston	26	46	235	1	3	50.5

RUSHING

Player	ATT	YDS	AVG	LG	TD
J.Dobbins	14	85	6.1	34	2
K.Vidal	5	7	1.4	7	0
N.Chubb	15	39	2.6	11	0
J.Winston	5	27	5.4	13	0

RECEIVING

Player	REC	YDS	AVG	LG	TD
L.McConkey	5	64	12.8	20	0
Q.Johnston	4	118	29.5	66	1
J.Palmer	2	63	31.5	28	1
J.Dobbins	2	20	10.0	10	0
J.Jeudy	7	73	10.4	13	0
C.Tillman	6	75	12.5	17	1
D.Njoku	5	29	5.8	11	0
J.Akins	3	32	10.7	21	0

TACKLES (SOLO) - LAC: D.Henley 13 (8), D.James 7 (4), E.Molden 6 (2);
CLE: D.Bush 8 (6), G.Delpit 7 (5), M.Garrett 5 (4).

SACKS - LAC: T.Tuipulotu 2.5-3.5, M.Fox 2.0-11, K.Mack 1.0-7, C.Hart 0.5-0.5; **CLE:** M.Garret 3.0-16, D.Tomlinson 1.5-14, D.Bush 1.0-2, S.Harris 0.5-4.

INTERCEPTIONS - LAC: A.Gilman 1-18-0, T.Still 1-1-0, E.Molden 1-0-0; **CLE:** None.

STARTERS

WR.... Q.Johnston	OLB..... K.Mack	WR.... C.Tillman	DE M.Garrett
LT R.Slater	DL..... P.Ford	WR.... E.Moore	DT..... S.Harris
LG..... Z.Johnson	DL..... O.Ogbonnia	D.Jones	DT..... D.Tomlinson
C..... B.Bozeman	OLB... T.Tuipulotu	LG..... J.Bitonio	DE Z.Smith
RG.... T.Pipkins	LB..... D.Henley	C..... E.Pocic	LB..... D.Bush
RT J.Alt	LB... D.Perryman	RG.... W.Teller	LB..... M.Diabate
TE.... W.Dissly	CB D.James	RT J.Conklin	LB..... W.Reid
WR.... L.McConkey	S..... A.Gilman	TE..... D.Njoku	S..... G.Delpit
QB.... J.Herbert	CB C.Hart	WR.... J.Jeudy	S..... J.Thornhill
FB S.Matlock	CB E.Molden	QB.... J.Winston	CB D.Ward
RB.... J.Dobbins	CB T.Still	RB N.Chubb	CB M.Emerson

2024 GAME SUMMARIES

WEEK 10 vs. TENNESSEE



**TITANS 17
CHARGERS 27**

Sunday, Nov. 10, 2024
SoFi Stadium – Inglewood, Calif.



GAME STATISTICS

TEAM	1	2	3	4	OT	F
Tennessee	27	0	3	7	—	17
L.A. Chargers	3	10	7	7	—	27

SCORING SUMMARY

Team	Q	Time	Play
Chargers	1	8:08	C.Dicker 21 yd. Field Goal
Titans	1	4:25	C.Ridley 41 yd. pass from W.Lewis (N.Folk kick)
Chargers	2	12:07	C.Dicker 37 yd. Field Goal
Chargers	2	1:55	J.Herbert 4 yd. run (C.Dicker kick)
Titans	3	7:51	N.Folk 27 yd. Field Goal
Chargers	3	3:24	Q.Johnston 16 yd. pass from J.Herbert (C.Dicker kick)
Chargers	4	7:39	H.Haskins 1 yd. run (C.Dicker kick)
Titans	4	0:49	C.Ridley 15 yd. pass from W.Lewis (N.Folk kick)

TEAM STATISTICS

	TEN	LAC
FIRST DOWNS:	19	23
TOTAL NET YARDS:	289	309
NET RUSHING YARDS:	132	145
NET PASSING YARDS:	157	164
PENALTIES/YARDS:	9-68	5-30
3RD DOWN EFFICIENCY (%):	3-9 (33.3%)	4-10 (40.0%)
PUNTS/AVERAGE:	4-53.5	3-38.7
SACKS/YARDS:	0/0	7/18
FUMBLES/LOST:	1-0	0-0
POINTS OFF TURNOVERS:	0	0
AVG. DRIVE START:	OWN 31	OWN 30
TIME OF POSSESSION:	29:01	30:59

INDIVIDUAL TOP PERFORMERS



PASSING

	CMP	ATT	YDS	TD	INT	RT		CMP	ATT	YDS	TD	INT	RT
J.Herbert	14	18	164	1	0	123.1	W.Lewis	18	23	175	2	0	127.4

RUSHING

	ATT	YDS	AVG	LG	TD		ATT	YDS	AVG	LG	TD
G.Edwards	10	55	5.5	11	0	T.Spears	7	47	6.7	19	0
J.Dobbins	15	50	3.3	12	0	T.Pollard	9	44	4.9	15	0

RECEIVING

	REC	YDS	AVG	LG	TD		REC	YDS	AVG	LG	TD
W.Dissly	5	30	6.0	14	0	C.Ridley	5	84	16.8	41	2
J.Dobbins	3	5	1.7	4	0	T.Pollard	4	19	4.8	15	0
L.McConkey	2	52	26.0	37	0	N.Westbrook-Ikhine	3	31	10.3	13	0
Q.Johnston	2	24	12.0	16	1	T.Spears	3	4	1.3	6	0

TACKLES (SOLO) - LAC: D.Henley 13 (10), E.Molden 8 (4), B.Dupree 5 (4); **TEN:** J.Gibbens 15 (10), M.Brown 7 (5), K.Murray 6 (3).

SACKS - LAC: T.Tuipulotu 2-7, B.Dupree 2-1, P.Ford 1-7, J.Bosa 1-2, D.Henley 1-1; **TEN:** None.

INTERCEPTIONS - LAC: None; **TEN:** None.

STARTERS

WR ... Q.Johnston	OLB K.Mack	WR ... N.Westbrook-Ikhine	OLB A.Key
LT R.Slater	DL P.Ford	TE N.Vannett	NT T.Sweat
LG Z.Johnson	DL O.Ogbonnia	LT J.Latham	DT J.Simmons
C B.Bozeman	OLB .. T.Tuipulotu	LG P.Skoronski	OLB H.Landry
RG J.Salyer	LB ... D.Perryman	C D.Brunskill	ILB K.Murray
RT J.Alt	LB D.Henley	RG D.Radunz	LB J.Gibbens
WR ... J.Reagor	S D.James	RT L.Watson	CB R.McCrear
TE W.Dissly	S A.Gilman	WR C.Ridley	CB D.Baker
WR ... L.McConkey	CB C.Hart	WR T.Boyd	CB J.Brownlee
QB J.Herbert	CB E.Molden	QB W.Lewis	S A.Hooker
RB J.Dobbins	CB T.Still	RB T.Pollard	S M.Brown

WEEK 10 vs. CINCINNATI



**BENGALS 27
CHARGERS 34**

Sunday, Nov. 17, 2024
SoFi Stadium – Inglewood, Calif.



GAME STATISTICS

TEAM	1	2	3	4	OT	F
Cincinnati	3	3	14	7	—	27
L.A. Chargers	7	17	3	7	—	34

SCORING SUMMARY

Team	Q	Time	Play
Bengals	1	6:27	E.McPherson 26 yd. Field Goal
Chargers	1	3:34	W.Dissly 29 yd. pass from J.Herbert (C.Dicker kick)
Bengals	2	12:54	E.McPherson 27 yd. Field Goal
Chargers	2	11:02	Q.Johnston 26 yd. pass from J.Herbert (C.Dicker kick)
Chargers	2	4:35	J.Dobbins 1 yd. run (C.Dicker kick)
Chargers	2	0:00	C.Dicker 19 yd. Field Goal
Chargers	3	10:29	C.Dicker 53 yd. Field Goal
Bengals	3	5:27	J.Chase 4 yd. pass from J.Burrow (E.McPherson kick)
Bengals	3	2:53	T.Higgins 42 yd. pass from J.Burrow (E.McPherson kick)
Bengals	4	12:21	J.Chase 17 yd. pass from J.Burrow (E.McPherson kick)
Chargers	4	0:18	J.Dobbins 29 yd. run (C.Dicker kick)

TEAM STATISTICS

	CIN	LAC
FIRST DOWNS:	24	24
TOTAL NET YARDS:	452	435
NET RUSHING YARDS:	110	155
NET PASSING YARDS:	342	280
PENALTIES/YARDS:	8-56	5-50
3RD DOWN EFFICIENCY (%):	5-17 (29.4%)	3-11 (27.3%)
PUNTS/AVERAGE:	5-50.0	6-46.7
SACKS/YARDS:	2/17	3/14
FUMBLES/LOST:	0-0	1-1
POINTS OFF TURNOVERS:	7	0
AVG. DRIVE START:	OWN 29	OWN 29
TIME OF POSSESSION:	34:08	25:52

INDIVIDUAL TOP PERFORMERS



PASSING

	CMP	ATT	YDS	TD	INT	RT		CMP	ATT	YDS	TD	INT	RT
J.Herbert	17	36	297	2	0	94.3	J.Burrow	28	50	356	3	0	98.4

RUSHING

	ATT	YDS	AVG	LG	TD		ATT	YDS	AVG	LG	TD
J.Herbert	5	65	13.0	30	0	C.Brown	22	86	3.9	27	0
J.Dobbins	11	56	5.1	29	2	J.Burrow	2	28	14.0	14	0

RECEIVING

	REC	YDS	AVG	LG	TD		REC	YDS	AVG	LG	TD
L.McConkey	6	123	20.5	28	0	T.Higgins	9	148	16.4	42	1
W.Dissly	4	80	20.0	29	1	J.Chase	7	75	10.7	32	2
Q.Johnston	2	48	24.0	26	1	C.Brown	5	57	11.4	34	0
J.Palmer	2	23	11.5	12	0	A.Iosivas	3	46	15.3	27	0

TACKLES (SOLO) - LAC: D.Henley 11 (5), D.James 10 (7), A.Gilman 6 (4); **CIN:** G.Stone 9 (8), L.Wilson 8 (4), G.Pratt 8 (4).

SACKS - LAC: T.Tuipulotu 1.5-5, P.Ford 1-7, D.James 0.5-2; **CIN:** J.Ossai 1-12, T.Hendrickson 0.5-2.5, C.Taylor-Britt 0.5-2.5.

INTERCEPTIONS - LAC: None; **CIN:** None.

STARTERS

WR ... Q.Johnston	DL P.Ford	WR ... T.Higgins	DE S.Hubbard
TE T.Fisk	DL ... O.Ogbonnia	LT C.Ford	DT B.Hill
LT R.Slater	OLB .. T.Tuipulotu	LG C.Volson	DT K.Jenkins
LG Z.Johnson	OLB J.Bosa	C T.Karras	RDE ..T.Hendrickson
C B.Bozeman	LB ... D.Perryman	RG A.Cappa	LB L.Wilson
RG T.Pipkins	LB D.Henley	RT A.Mims	LB G.Pratt
RT J.Alt	CB C.Hart	WR ... J.Chase	NCB M.Hilton
WR ... L.McConkey	CB E.Molden	TE D.Sample	CB ..C.Taylor-Britt
WR ... J.Palmer	CB K.Fulton	TE M.Gesicki	CB D.Turner
QB J.Herbert	CB D.James	QB J.Burrow	S G.Stone
RB G.Edwards	S A.Gilman	HB C.Brown	S V.Bell

2024 LOS ANGELES CHARGERS NUMERICAL ROSTER

ACTIVE ROSTER

No.	Name	Pos.	Ht.	Wt.	Age	Exp.	College	Hometown	How Acq.
0	Daiyan Henley	LB	6-0	225	24	2	Washington State	Los Angeles, Calif.	D3-'23
1	Quentin Johnston	WR	6-2	208	23	2	TCU	Temple, Texas	D1-'23
2	Easton Stick	QB	6-1	224	29	6	North Dakota State	Omaha, Neb.	D5-'19
3	Derwin James Jr.	S	6-2	215	28	7	Florida State	Haines City, Fla.	D1-'18
4	Gus Edwards	RB	6-1	238	29	7	Rutgers	Staten Island, N.Y.	UFA (Bal)-'24
5	Joshua Palmer	WR	6-1	210	25	4	Tennessee	Brampton, Ontario, Canada	D3a-'21
6	Denzel Perryman	LB	5-11	240	31	10	Miami	Coral Gables, Fla.	UFA (Hou)-'24
7	Kristian Fulton	CB	5-11	197	26	5	Louisiana State	New Orleans, La.	UFA (Ten)-'24
8	Taylor Heinicke	QB	6-1	210	31	7	Old Dominion	Atlanta, Ga.	T (Atl)-'24
9	DJ Chark Jr.	WR	6-3	200	28	7	Louisiana State	Alexandria, La.	FA-'24
10	Justin Herbert	QB	6-6	236	26	5	Oregon	Eugene, Ore.	D1a-'20
11	Cameron Dicker	K	6-1	216	24	3	Texas	Austin, Texas	FA-'22
12	Derius Davis	WR	5-8	165	24	2	TCU	St. Francisville, La.	D4-'23
15	Ladd McConkey	WR	6-0	185	23	R	Georgia	Chatsworth, Ga.	D2-'24
16	JK Scott	P	6-5	208	29	6	Alabama	Denver, Colo.	FA-'22
20	Cam Hart	CB	6-2	207	23	R	Notre Dame	Baltimore, Md.	D5b-'24
22	Elijah Molden	DB	5-10	192	24	4	Washington	West Linn, Ore.	T (Ten)-'24
24	AJ Finley	S	6-0	188	23	2	Mississippi	Mobile, Ala.	FA-'23
27	J.K. Dobbins	RB	5-10	215	25	5	Ohio State	La Grange, Texas	UFA (Bal)-'24
28	Hassan Haskins	RB	6-2	228	24	3	Michigan	St. Louis, Mo.	W (Ten)-'23
29	Tarheeb Still	CB	6-1	196	22	R	Maryland	Sicklerville, N.J.	D5a-'24
30	Kimani Vidal	RB	5-8	215	23	R	Troy	Marietta, Ga.	D6-'24
31	Nick Niemann	LB	6-3	234	26	4	Iowa	Sycamore, Ill.	D6a-'21
32	Alohi Gilman	S	5-10	201	27	5	Notre Dame	Laie, Hawaii	D6-'20
36	Ja'Sir Taylor	DB	5-10	185	25	3	Wake Forest	Asbury Park, N.J.	D6b-'22
42	Tucker Fisk	TE	6-4	285	25	2	Stanford	Davis, Calif.	FA-'24
43	Troy Dye	LB	6-3	225	28	5	Oregon	Norco, Calif.	UFA (Min)-'24
44	Scott Matlock	FB/DL	6-4	296	24	2	Boise State	Homedale, Idaho	D6-'23
45	Tuli Tuipulotu	OLB	6-3	266	22	2	Southern California	Hawthorne, Calif.	D2-'23
47	Josh Harris	LS	6-1	224	35	13	Auburn	Carrollton, Ga.	UFA (Atl)-'22
48	Bud Dupree	OLB	6-4	269	31	10	Kentucky	Macon, Ga.	FA-'24
52	Khalil Mack	OLB	6-3	269	33	11	Buffalo	Fort Pierce, Fla.	T (Chi)-'22
56	Morgan Fox	DL	6-3	275	30	8	Colorado State-Pueblo	Fountain, Colo.	FA-'22
58	Shaquille Quarterman	LB	6-0	234	27	5	Miami	Orange Park, Fla.	FA-'24
62	Sam Mustipher	C	6-3	306	29	5	Notre Dame	Owings Mills, Md.	FA-'24
64	Brenden Jaimes	OL	6-5	300	25	4	Nebraska	Austin, Texas	D5-'21
68	Jamaree Salyer	OL	6-4	325	24	3	Georgia	Atlanta, Ga.	D6a-'22
70	Rashawn Slater	T	6-4	315	25	4	Northwestern	Sugar Land, Texas	D1-'21
71	Jordan McFadden	OL	6-2	303	25	2	Clemson	Spartanburg, S.C.	D5-'23
73	Foster Sarell	T	6-6	322	26	3	Stanford	Tacoma, Wash.	FA-'21
75	Bradley Bozeman	C	6-5	325	29	7	Alabama	Roanoke, Ala.	FA-'24
76	Joe Alt	T	6-8	322	21	R	Notre Dame	North Oaks, Minn.	D1-'24
77	Zion Johnson	G	6-3	316	25	3	Boston College	Bowie, Md.	D1-'22
79	Trey Pipkins III	G/T	6-6	307	28	6	Sioux Falls	Apple Valley, Minn.	D3-'19
81	Will Dissly	TE	6-4	265	28	7	Washington	Bozeman, Mont.	FA-'24
84	Stone Smartt	TE	6-4	226	26	3	Old Dominion	Sacramento, Calif.	FA-'22
88	Hayden Hurst	TE	6-4	245	31	7	South Carolina	Jacksonville, Fla.	FA-'24
89	Jalen Reagor	WR	5-11	197	25	4	TCU	Waxahachie, Texas	FA-'24
90	Teair Tart	DL	6-2	315	27	5	Florida International	Philadelphia, Pa.	FA-'24
92	Justin Eboigbe	DL	6-5	292	23	R	Alabama	Forest Park, Ga.	D4-'24
93	Otito Ogbonnia	DL	6-4	320	24	3	UCLA	Houston, Texas	D5-'22
95	Poona Ford	DL	5-11	310	29	7	Texas	Hilton Head, S.C.	UFA (Buf)-'24
97	Joey Bosa	OLB	6-5	280	29	9	Ohio State	Fort Lauderdale, Fla.	D1-'16

RESERVE/INJURED

No.	Name	Pos.	Ht.	Wt.	Age	Exp.	College	Hometown	How Acq.
25	Junior Colson	LB	6-3	247	21	R	Michigan	Franklin, Tenn.	D3-'24
26	Asante Samuel Jr.	CB	5-10	180	25	4	Florida State	Fort Lauderdale, Fla.	D2-'21
53	Chris Collins	OLB	6-5	255	24	R	Minnesota	Richmond, Va.	FA-'24
60	Bucky Williams	C/G	6-3	300	24	R	Appalachian State	Ringgold, Ga.	FA-'24
74	Tyler McLellan	T	6-8	355	25	R	Campbell	North Charleston, S.C.	FA-'24
82	Brenden Rice	WR	6-3	210	22	R	Southern California	Chandler, Ariz.	D7a-'24
87	Simi Fehoko	WR	6-4	218	27	4	Stanford	Salt Lake City, Utah	PS (Pit)-'23
94	Chris Rumph II	OLB	6-2	244	26	4	Duke	Gainesville, Fla.	D4-'21

RESERVE/INJURED; DESIGNATED FOR RETURN

No.	Name	Pos.	Ht.	Wt.	Age	Exp.	College	Hometown	How Acq.
33	Deane Leonard	DB	6-0	195	24	3	Mississippi	Calgary, Alberta, Canada	D7a-'22

PRACTICE SQUAD

No.	Name	Pos.	Ht.	Wt.	Age	Exp.	College	Hometown	How Acq.
23	Tony Jefferson	S	5-11	212	32	10	Oklahoma	Chula Vista, Calif.	FA-'24
34	Jaret Patterson	RB	5-8	195	24	2	Buffalo	Glendale, Md.	FA-'23
35	Dicaprio Bootle	CB	5-10	180	27	2	Nebraska	Miami, Fla.	FA-'24
37	Shaun Wade	CB	6-1	195	26	4	Ohio State	Jacksonville, Fla.	FA-'24
39	Jaylen Johnson	WR	6-2	194	24	R	East Carolina	Duluth, Ga.	FA-'24
40	Kendall Williamson	S	6-0	203	24	1	Stanford	Snellville, Ga.	FA-'24
41	Eli Apple	CB	6-1	203	29	9	Ohio State	Philadelphia, Pa.	FA-'24
46	McCallan Castles	TE	6-5	252	24	R	Tennessee	South Lake Tahoe, Calif.	FA-'24
50	Caleb Murphy	LB	6-3	254	24	1	Ferris State	Campbellsburg, Indiana	FA-'24
51	Jeremiah Jean-Baptiste	LB	6-2	230	23	R	Mississippi	Florida City, Fla.	FA-'24
57	Tre'Mon Morris-Brash	OLB	6-2	245	24	R	Central Florida	Richmond, Va.	FA-'24
61	Karsen Barnhart	G	6-5	316	23	R	Michigan	Paw Paw, Mich.	FA-'24
65	Alex Leatherwood	T	6-5	312	25	3	Alabama	Pensacola, Fla.	FA-'24
69	CJ Okoye	DL	6-6	315	23	1	—	Abuja, Nigeria	FA (IPP)-'23
83	Eric Tomlinson	TE	6-6	265	32	8	UTEP	Oklahoma City, Okla.	FA-'24
86	Dez Fitzpatrick	WR	6-2	208	26	2	Louisville	Farmington Hills, Mich.	FA-'24
91	Christopher Hinton	DL	6-4	310	24	2	Michigan	Johns Creek, Ga.	FA-'22

2024 LOS ANGELES CHARGERS ALPHABETICAL ROSTER

ACTIVE ROSTER

No.	Name	Pos.	Ht.	Wt.	DOB	Exp.	College	Hometown	How Acq.
76	Alt, Joe	T	6-8	322	2/28/03	R	Notre Dame	North Oaks, Minn.	D1-'24
97	Bosa, Joey	OLB	6-5	280	7/11/95	9	Ohio State	Fort Lauderdale, Fla.	D1-'16
75	Bozeman, Bradley	C	6-5	325	11/24/94	7	Alabama	Roanoke, Ala.	FA-'24
9	Chark Jr., DJ	WR	6-3	200	9/23/96	7	Louisiana State	Alexandria, La.	FA-'24
12	Davis, Derius	WR	5-8	165	9/11/00	2	TCU	St. Francisville, La.	D4-'23
11	Dicker, Cameron	K	6-1	216	5/6/00	3	Texas	Austin, Texas	FA-'22
81	Dissly, Will	TE	6-4	265	7/8/96	7	Washington	Bozeman, Mont.	FA-'24
27	Dobbins, J.K.	RB	5-10	215	12/17/98	5	Ohio State	La Grange, Texas	UFA (Bal)-'24
48	Dupree, Bud	OLB	6-4	269	2/12/93	10	Kentucky	Macon, Ga.	FA-'24
43	Dye, Troy	LB	6-3	225	9/18/96	5	Oregon	Norco, Calif.	UFA (Min)-'24
92	Eboigbe, Justin	DL	6-5	292	4/9/01	R	Michigan	Forest Park, Ga.	D4-'24
4	Edwards, Gus	RB	6-1	238	4/13/95	7	Rutgers	Staten Island, N.Y.	UFA (Bal)-'24
24	Finley, AJ	S	6-0	188	9/14/01	2	Mississippi	Mobile, Ala.	FA-'23
42	Fisk, Tucker	TE	6-4	285	1/19/99	2	Stanford	Davis, Calif.	FA-'24
95	Ford, Poona	DL	5-11	310	11/19/95	7	Texas	Hilton Head, S.C.	UFA (Buf)-'24
56	Fox, Morgan	DL	6-3	275	9/12/94	8	Colorado State-Pueblo	Fountain, Colo.	FA-'22
7	Fulton, Kristian	CB	5-11	197	9/3/98	5	Louisiana State	New Orleans, La.	UFA (Ten)-'24
32	Gilman, Alohi	S	5-10	201	9/17/97	5	Notre Dame	Laie, Hawaii	D6-'20
47	Harris, Josh	LS	6-1	224	4/27/89	13	Auburn	Carrollton, Ga.	UFA (Atl)-'22
20	Hart, Cam	CB	6-2	207	12/5/00	R	Notre Dame	Baltimore, Md.	D5b-'24
28	Haskins, Hassan	RB	6-2	228	11/26/99	3	Michigan	St. Louis, Mo.	W (Ten)-'24
8	Heinicke, Taylor	QB	6-1	210	3/15/93	7	Old Dominion	Atlanta, Ga.	T (Atl)-'24
0	Henley, Daiyan	LB	6-0	225	11/18/99	2	Washington State	Los Angeles, Calif.	D3-'23
10	Herbert, Justin	QB	6-6	236	3/10/98	5	Oregon	Eugene, Ore.	D1a-'20
88	Hurst, Hayden	TE	6-4	245	8/24/93	7	South Carolina	Jacksonville, Fla.	FA-'24
64	Jaimes, Brenden	OL	6-5	300	5/28/99	4	Nebraska	Austin, Texas	D5-'21
3	James Jr., Derwin	S	6-2	215	8/3/96	7	Florida State	Haines City, Fla.	D1-'18
77	Johnson, Zion	G	6-3	316	11/18/99	3	Boston College	Bowie, Md.	D1-'22
1	Johnston, Quentin	WR	6-2	208	9/6/01	2	TCU	Temple, Texas	D1-'23
52	Mack, Khalil	OLB	6-3	269	2/22/91	11	Buffalo	Fort Pierce, Fla.	T (Chi)-'22
44	Matlock, Scott	FB/DL	6-4	296	6/28/00	2	Boise State	Homedale, Idaho	D6-'23
15	McConkey, Ladd	WR	6-0	185	11/11/01	R	Georgia	Chatsworth, Ga.	D2-'24
71	McFadden, Jordan	OL	6-2	303	11/16/99	2	Clemson	Spartanburg, S.C.	D5-'23
22	Molden, Elijah	DB	5-10	192	1/30/99	4	Washington	West Linn, Ore.	T (Ten)-'24
62	Mustipher, Sam	C	6-3	306	8/13/96	5	Notre Dame	Owings Mills, Md.	FA-'24
31	Niemann, Nick	LB	6-3	234	12/2/97	4	Iowa	Sycamore, Ill.	D6a-'21
93	Ogbonnia, Otito	DL	6-4	320	8/25/00	3	UCLA	Houston, Texas	D5-'22
5	Palmer, Joshua	WR	6-1	210	9/22/99	4	Tennessee	Brampton, Ontario, Canada	D3a-'21
6	Perryman, Denzel	LB	5-11	240	12/5/92	10	Miami	Coral Gables, Fla.	UFA (Hou)-'24
58	Quarterman, Shaquille	LB	6-0	234	10/28/97	5	Miami	Orange Park, Fla.	FA-'24
79	Pipkins III, Trey	G/T	6-6	307	9/5/96	6	Sioux Falls	Apple Valley, Minn.	D3-'19
89	Reagar, Jalen	WR	5-11	197	1/2/99	4	TCU	Waxahachie, Texas	FA-'24
68	Salyer, Jamaree	OL	6-4	325	7/13/00	3	Georgia	Atlanta, Ga.	D6a-'22
73	Sarell, Foster	T	6-6	322	8/28/98	3	Stanford	Tacoma, Wash.	FA-'21
16	Scott, JK	P	6-5	208	10/30/95	6	Alabama	Denver, Colo.	FA-'22
70	Slater, Rashawn	T	6-4	315	3/26/99	4	Northwestern	Sugar Land, Texas	D1-'21
84	Smartt, Stone	TE	6-4	226	10/4/98	3	Old Dominion	Sacramento, Calif.	FA-'22
2	Stick, Easton	QB	6-1	224	9/15/95	6	North Dakota State	Omaha, Neb.	D5-'19
29	Still, Tarheeb	CB	6-1	196	6/9/02	R	Maryland	Sicklerville, N.J.	D5a-'24
90	Tart, Teair	DL	6-2	315	2/28/97	5	Florida International	Philadelphia, Pa.	FA-'24
36	Taylor, Ja'Sir	DB	5-10	185	1/8/99	3	Wake Forest	Asbury Park, N.J.	D6b-'22
45	Tuipulotu, Tuli	OLB	6-3	266	9/3/02	2	Southern California	Hawthorne, Calif.	D2-'23
30	Vidal, Kimani	RB	5-8	215	8/28/01	R	Troy	Marietta, Ga.	D6-'24

RESERVE/INJURED

No.	Name	Pos.	Ht.	Wt.	DOB	Exp.	College	Hometown	How Acq.
53	Collins, Chris	OLB	6-5	255	12/14/99	R	Minnesota	Richmond, Va.	FA-'24
25	Colson, Junior	LB	6-3	247	12/6/02	R	Michigan	Franklin, Tenn.	D3-'24
87	Fohoko, Simi	WR	6-4	218	11/5/97	4	Stanford	Salt Lake City, Utah	PS (Pit)-'23
33	Leonard, Deane	DB	6-0	195	11/20/99	3	Mississippi	Calgary, Alberta, Canada	D7a-'22
74	McLellan, Tyler	T	6-8	355	7/21/99	R	Campbell	North Charleston, S.C.	FA-'24
82	Rice, Brenden	WR	6-3	210	3/18/02	R	Southern California	Chandler, Ariz.	D7a-'24
94	Rumph II, Chris	OLB	6-2	244	10/19/98	4	Duke	Gainesville, Fla.	D4-'21
26	Samuel Jr., Asante	CB	5-10	180	10/3/99	4	Florida State	Fort Lauderdale, Fla.	D2-'21
60	Williams, Bucky	C/G	6-3	300	3/20/00	R	Appalachian State	Ringgold, Ga.	FA-'24

RESERVE/INJURED; DESIGNATED FOR RETURN

No.	Name	Pos.	Ht.	Wt.	DOB	Exp.	College	Hometown	How Acq.
33	Leonard, Deane	DB	6-0	195	11/20/99	3	Mississippi	Calgary, Alberta, Canada	D7a-'22

PRACTICE SQUAD

No.	Name	Pos.	Ht.	Wt.	DOB	Exp.	College	Hometown	How Acq.
41	Apple, Eli	CB	6-1	203	9/9/95	9	Ohio State	Philadelphia, Pa.	FA-'24
61	Barnhart, Karsen	G	6-5	316	3/2/01	R	Michigan	Paw Paw, Mich.	FA-'24
35	Bootle, Dicaprio	CB	5-10	180	9/17/97	2	Nebraska	Miami, Fla.	FA-'24
46	Castles, McCallan	TE	6-5	252	12/3/99	R	Tennessee	South Lake Tahoe, Calif.	FA-'24
86	Fitzpatrick, Dez	WR	6-2	208	12/17/97	2	Louisville	Farmington Hills, Mich.	FA-'24
91	Hinton, Christopher	DL	6-4	310	9/14/00	2	Michigan	Johns Creek, Ga.	FA-'22
51	Jean-Baptiste, Jeremiah	LB	6-2	230	5/31/01	R	Mississippi	Florida City, Fla.	FA-'24
23	Jefferson, Tony	S	5-11	212	1/27/92	10	Oklahoma	Chula Vista, Calif.	FA-'24
39	Johnson, Jaylen	WR	6-2	194	5/26/00	R	East Carolina	Duluth, Ga.	FA-'24
65	Leatherwood, Alex	T	6-5	312	1/5/99	3	Alabama	Pensacola, Fla.	FA-'24
57	Morris-Brash, Tre'Mon	OLB	6-2	245	9/29/00	R	Central Florida	Richmond, Va.	FA-'24
50	Murphy, Caleb	LB	6-3	254	12/15/99	1	Ferris State	Campbellsburg, Indiana	FA-'24
69	Okoye, CJ	DL	6-6	315	10/20/01	1	-	Abuja, Nigeria	FA (IPP)-'23
34	Patterson, Jaret	RE	5-8	195	12/23/99	2	Buffalo	Glendale, Md.	FA-'23
83	Tomlinson, Eric	TE	6-6	265	4/22/92	8	UTEP	Oklahoma City, Okla.	FA-'24
37	Wade, Shaun	CB	6-1	195	9/15/98	4	Ohio State	Jacksonville, Fla.	FA-'24
40	Williamson, Kendall	S	6-0	203	124	1	Stanford	Snellville, Ga.	FA-'24

2024 LOS ANGELES CHARGERS POSITION ROSTER

QUARTERBACKS (3)

No.	Name	Pos.	Ht.	Wt.	Age	Exp.	College	Hometown	How Acq.
2	Easton Stick	QB	6-1	224	29	6	North Dakota State	Omaha, Neb.	D5-'19
8	Taylor Heinicke	QB	6-1	210	31	7	Old Dominion	Atlanta, Ga.	T (Atl)-'24
10	Justin Herbert	QB	6-6	236	26	5	Oregon	Eugene, Ore.	D1a-'20

RUNNING BACKS (5)

No.	Name	Pos.	Ht.	Wt.	Age	Exp.	College	Hometown	How Acq.
4	Gus Edwards	RB	6-1	238	29	7	Rutgers	Staten Island, N.Y.	UFA (Bal)-'24
27	J.K. Dobbins	RB	5-10	215	25	5	Ohio State	La Grange, Texas	UFA (Bal)-'24
28	Hassan Haskins	RB	6-2	228	24	3	Michigan	St. Louis, Mo.	W (Ten)-'23
30	Kimani Vidal	RB	5-8	215	23	R	Troy	Marietta, Ga.	D6-'24
44	Scott Matlock	FB/DL	6-4	296	24	2	Boise State	Homedale, Idaho	D6-'23

WIDE RECEIVERS (6)

No.	Name	Pos.	Ht.	Wt.	Age	Exp.	College	Hometown	How Acq.
1	Quentin Johnston	WR	6-2	208	23	2	TCU	Temple, Texas	D1-'23
5	Joshua Palmer	WR	6-1	210	25	4	Tennessee	Brampton, Ontario, Canada	D3a-'21
9	DJ Chark Jr.	WR	6-3	200	28	7	Louisiana State	Alexandria, La.	FA-'24
12	Derius Davis	WR	5-8	165	24	2	TCU	St. Francisville, La.	D4-'23
15	Ladd McConkey	WR	6-0	185	23	R	Georgia	Chatsworth, Ga.	D2-'24
89	Jalen Reagor	WR	5-11	197	25	4	TCU	Waxahachie, Texas	FA-'24

TIGHT ENDS (4)

No.	Name	Pos.	Ht.	Wt.	Age	Exp.	College	Hometown	How Acq.
42	Tucker Fisk	TE	6-4	285	25	2	Stanford	Davis, Calif.	FA-'24
81	Will Dissly	TE	6-4	265	28	7	Washington	Bozeman, Mont.	FA-'24
84	Stone Smartt	TE	6-4	226	26	3	Old Dominion	Sacramento, Calif.	FA-'22
88	Hayden Hurst	TE	6-4	245	31	7	South Carolina	Jacksonville, Fla.	FA-'24

OFFENSIVE LINEMEN (10)

No.	Name	Pos.	Ht.	Wt.	Age	Exp.	College	Hometown	How Acq.
62	Sam Mustipher	C	6-3	306	29	5	Notre Dame	Owings Mills, Md.	FA-'24
64	Brenden Jaimes	OL	6-5	300	25	4	Nebraska	Austin, Texas	D5-'21
68	Jamaree Salyer	OL	6-4	325	24	3	Georgia	Atlanta, Ga.	D6a-'22
70	Rashawn Slater	T	6-4	315	25	4	Northwestern	Sugar Land, Texas	D1-'21
71	Jordan McFadden	OL	6-2	303	25	2	Clemson	Spartanburg, S.C.	D5-'23
73	Foster Sarell	T	6-6	322	26	3	Stanford	Tacoma, Wash.	FA-'21
75	Bradley Bozeman	C	6-5	325	29	7	Alabama	Roanoke, Ala.	FA-'24
76	Joe Alt	T	6-8	322	21	R	Notre Dame	North Oaks, Minn.	D1-'24
77	Zion Johnson	G	6-3	316	25	3	Boston College	Bowie, Md.	D1-'22
79	Trey Pipkins III	G/T	6-6	307	28	6	Sioux Falls	Apple Valley, Minn.	D3-'19

DEFENSIVE LINEMEN (6)

No.	Name	Pos.	Ht.	Wt.	Age	Exp.	College	Hometown	How Acq.
44	Scott Matlock	FB/DL	6-4	296	24	2	Boise State	Homedale, Idaho	D6-'23
56	Morgan Fox	DL	6-3	275	30	8	Colorado State-Pueblo	Fountain, Colo.	FA-'22
90	Teari Tart	DL	6-2	315	27	5	Florida International	Philadelphia, Pa.	FA-'24
92	Justin Elboigbe	DL	6-5	292	23	R	Alabama	Forest Park, Ga.	D4-'24
93	Otito Ogbonnia	DL	6-4	320	24	3	UCLA	Houston, Texas	D5-'22
95	Poona Ford	DL	5-11	310	29	7	Texas	Hilton Head, S.C.	UFA (Buf)-'24

LINEBACKERS (5)

No.	Name	Pos.	Ht.	Wt.	Age	Exp.	College	Hometown	How Acq.
0	Daiyan Henley	LB	6-0	225	24	2	Washington State	Los Angeles, Calif.	D3-'23
6	Denzel Perryman	LB	5-11	240	31	10	Miami	Coral Gables, Fla.	UFA (Hou)-'24
31	Nick Niemann	LB	6-3	234	26	4	Iowa	Sycamore, Ill.	D6a-'21
43	Troy Dye	LB	6-3	225	28	5	Oregon	Norco, Calif.	UFA (Min)-'24
58	Shaquille Quarterman	LB	6-0	234	27	5	Miami	Orange Park, Fla.	FA-'24

OUTSIDE LINEBACKERS (4)

No.	Name	Pos.	Ht.	Wt.	Age	Exp.	College	Hometown	How Acq.
45	Tuli Tuipulotu	OLB	6-3	266	22	2	Southern California	Hawthorne, Calif.	D2-'23
48	Bud Dupree	OLB	6-4	269	31	10	Kentucky	Macon, Ga.	FA-'24
52	Khalil Mack	OLB	6-3	269	33	11	Buffalo	Fort Pierce, Fla.	T (Chi)-'22
97	Joey Bosa	OLB	6-5	280	29	9	Ohio State	Fort Lauderdale, Fla.	D1-'16

DEFENSIVE BACKS (8)

No.	Name	Pos.	Ht.	Wt.	Age	Exp.	College	Hometown	How Acq.
3	Derwin James Jr.	S	6-2	215	28	7	Florida State	Haines City, Fla.	D1-'18
7	Kristian Fulton	CB	5-11	197	26	5	Louisiana State	New Orleans, La.	UFA (Ten)-'24
20	Cam Hart	CB	6-2	207	23	R	Notre Dame	Baltimore, Md.	D5b-'24
22	Elijah Molden	DB	5-10	192	24	4	Washington	West Linn, Ore.	T (Ten)-'24
24	AJ Finley	S	6-0	188	23	2	Mississippi	Mobile, Ala.	FA-'23
29	Tarheeb Still	CB	6-1	196	22	R	Maryland	Sicklerville, N.J.	D5a-'24
32	Alohi Gilman	S	5-10	201	27	5	Notre Dame	Laie, Hawaii	D6-'20
36	Ja'Sir Taylor	DB	5-10	185	25	3	Wake Forest	Asbury Park, N.J.	D6b-'22

SPECIALISTS (3)

No.	Name	Pos.	Ht.	Wt.	Age	Exp.	College	Hometown	How Acq.
11	Cameron Dicker	K	6-1	216	24	3	Texas	Austin, Texas	FA-'22
16	JK Scott	P	6-5	208	29	6	Alabama	Denver, Colo.	FA-'22
47	Josh Harris	LS	6-1	224	35	13	Auburn	Carrollton, Ga.	UFA (Atl)-'22

*FB/DL Scott Matlock is listed both as a running back and defensive lineman

HOW THE 2024 CHARGERS WERE BUILT

YEAR	NFL DRAFT	FREE AGENCY	TRADE/WAIVERS
2016	OLB Joey Bosa (1)		
2017			
2018	S Derwin James Jr. (1)		
2019	T Trey Pipkins III (3) QB Easton Stick (5)		
2020	S Alohi Gilman (6) QB Justin Herbert (1a)		
2021	OL Brenden Jaimes (5) LB Nick Niemann (6a) WR Joshua Palmer (3a) T Rashawn Slater (1)	T Foster Sarell	
2022	G Zion Johnson (1) DL Otito Ogbornia (5) OL Jamaree Salyer (6a) DB Ja'Sir Taylor (6b)	K Cameron Dicker DL Morgan Fox LS Josh Harris (UFA-Atl) P JK Scott TE Stone Smartt (UDFA)	OLB Khalil Mack (T-Chi)
2023	WR Derius Davis (4) LB Daiyan Henley (3) WR Quentin Johnston (1) FB/DL Scott Matlock (6) OL Jordan McFadden (5) OLB Tuli Tuipulotu (2)	S AJ Finley (UDFA)	
2024	T Joe Alt (1) DL Justin Eboigbe (4) CB Cam Hart (5b) WR Ladd McConkey (2) CB Tarheeb Still (5a) Kimani Vidal (6)	C Bradley Bozeman WR DJ Chark Jr. TE Will Dissly RB J.K. Dobbins (UFA-Bal) OLB Bud Dupree LB Troy Dye (UFA-Min) RB Gus Edwards (UFA-Bal) TE Tucker Fisk DL Poona Ford (UFA-Buf) CB Kristian Fulton (UFA-Ten) TE Hayden Hurst C Sam Mustipher LB Denzel Perryman (UFA-Hou) LB Shaquille Quarterman WR Jalen Reagor DL Tearl Tart	RB Hassan Haskins (W-Ten) QB Taylor Heinicke (T-Atl) DB Elijah Molden (T-Ten)

2024 LOS ANGELES CHARGERS COACHES

Head Coach	Jim Harbaugh	Defensive Assistant	Mike Hiestand
Special Teams Coordinator	Ryan Ficken	Wide Receivers	Sanjay Lal
Defensive Coordinator	Jesse Minter	Running Backs	Kiel McDonald
Offensive Coordinator	Greg Roman	Senior Defensive Analyst	Rick Minter
Run Game Coordinator/Tight Ends	Andy Bischoff	Defensive Quality Control	Robert Muschamp
Linebackers	NaVorro Bowman	Safeties	Chris O'Leary
Passing Game Coordinator	Marcus Brady	Defensive Assistant	Dylan Roney
Offensive Quality Control/Wide Receivers	Jeff Carpenter	Offensive Assistant	Phil Serchia
Defensive Backs	Steve Clinkscale	Senior Offensive Assistant	Marc Trestman
Quarterbacks	Shane Day	Assistant Defensive Line	Will Tukuafu
Offensive Line	Mike Devlin	Executive Director of Player Performance	Ben Herbert
Defensive Line	Mike Elston	Head Strength & Conditioning	Jonathan Brooks
Offensive Assistant/Quarterbacks	Jonathan Goodwin	Head Strength & Conditioning	Devin Woodhouse
Assistant Special Teams	Chris Gould	Director of Performance Analytics	Ben Rabe
Assistant Offensive Line	Nick Hardwick	Performance Analyst	Lincoln DeWolf

2024 LOS ANGELES CHARGERS DEPTH CHART

Depth Chart is unofficial and compiled by Chargers Communications

OFFENSE

WR	<u>15</u> Ladd McConkey	—OR—	5	Joshua Palmer	12	Derius Davis
LT	70 Rashawn Slater		73	Foster Sarell		
LG	77 Zion Johnson		71	Jordan McFadden		
C	75 Bradley Bozeman		64	Brenden Jaimes	62	Sam Mustipher
RG	79 Trey Pipkins III		68	Jamaree Salyer		
RT	<u>76</u> Joe Alt		73	Foster Sarell		
TE	81 Will Dissly		88	Hayden Hurst	84	Stone Smartt
					42	Tucker Fisk
WR	1 Quentin Johnston		9	DJ Chark Jr.	89	Jalen Reagor
QB	10 Justin Herbert		8	Taylor Heinicke	—OR—	2 Easton Stick
FB	44 Scott Matlock					
RB	27 J.K. Dobbins	—OR—	4	Gus Edwards	28	Hassan Haskins
					<u>30</u>	<u>Kimani Vidal</u>

DEFENSE

EDGE	52 Khalil Mack		48	Bud Dupree		
DL	56 Morgan Fox		44	Scott Matlock		
DL	95 Poona Ford		90	Teair Tart		
DL	93 Otito Ogbonnia		<u>92</u>	<u>Justin Eboigbe</u>		
EDGE	97 Joey Bosa		45	Tuli Tuipulotu		
LB	6 Denzel Perryman		43	Troy Dye	58	Shaquille Quarterman
LB	0 Daiyan Henley		31	Nick Niemann		
CB	7 Kristian Fulton		36	Ja'Sir Taylor		
S	3 Derwin James Jr.		24	AJ Finley		
S	32 Alohi Gilman		22	Elijah Molden		
CB	<u>20</u> Cam Hart	—OR—	<u>29</u>	<u>Tarheeb Still</u>		

SPECIALISTS

K	11 Cameron Dicker			
P	16 JK Scott			
KO	11 Cameron Dicker			
H	16 JK Scott			
LS	47 Josh Harris			
KR	12 Derius Davis		<u>15</u>	<u>Ladd McConkey</u>
PR	12 Derius Davis		<u>15</u>	<u>Ladd McConkey</u>

NOTE: Rookies are underlined

2024 LOS ANGELES CHARGERS PRONUNCIATION GUIDE

Justin EBOIGBE ee-BOYG-bee	Sam MUSTIPHER MUST-iff-err	JA'SIR Taylor JAH-sear
SIMI FEHOKO SIM-ee fuh-HO-ko	Nick NIEMANN KNEE-min	TULI TUIPULOTU
ALOHI Gilman uh-LOW-hee	OTITO OGBONNIA oh-TEET-oh oh-BONE-yuh TOO-lee TOO-ee-poo-LOW-too
DAIYAN Henley DAY-on	Jamaree SALYER SAL-yur	Kimani VIDAL VIE-dell
Brenden JAIMES HIGH-miss	Foster SARELL SUH-rell	
ZION Johnson ZEYE-uhn	RASHAWN Slater ruh-SHAWN	
TRE'MON Morris-Brash TRAY-mon	TEAIR Tart TEE-air	

2024 TRANSACTIONS BY DATE

Jan. 9	Signed OLB Brevin Allen, DL Jerrod Clark, RB Elijah Dotson, QB Max Duggan, WR Simi Fehoko, CB Matt Hankins, C Brent Laing, DL CJ Okoye and CB Chris Wilcox to Reserve/Future contracts.	Aug. 22	Signed TE Isaac Rex. Waived DL Micheal Mason.	Sept. 23	Reverted LB Shaquille Quarterman to practice squad.
Jan. 10	Signed RB Jaret Patterson to Reserve/Future contract.	Aug. 27	Placed LB Nick Niemann on Reserve/Injured; Designated for Return. Placed OLB Chris Collins, T Tyler McLellan, OLB Chris Rumph II and C/G Bucky Williams on Reserve/Injured. Released TE Donald Parham Jr., and LB Shaq Quarterman.	Sept. 24	Signed LB Blake Lynch and WR Jalen Reagor to practice squad. Released TE Luke Benson and CB Nehemiah Shelton from practice squad.
Jan. 11	Signed DL Christopher Hinton to Reserve/Future contract.			Sept. 25	Placed S Derwin James Jr., on Reserve/Suspended by Commissioner-Less than One Year.
March 5	Extended exclusive rights tenders to K Cameron Dicker and T Foster Sarell. Released LB Eric Kendricks.			Sept. 26	Signed S Tony Jefferson to active roster. Signed G/T Braeden Daniels to practice squad.
March 8	Re-signed T Foster Sarell.			Sept. 28	Activated Blake Lynch (standard elevation) and C Sam Mustipher (standard elevation) from practice squad.
March 12	Waived T Andrew Trainer and CB Amechi Uzodinma.			Sept. 30	Activated S Derwin James Jr., from Reserve/Suspended by Commissioner-Less than One Year and placed on Exempt/Commissioner Permission. Released S Tony Jefferson. Reverted LB Blake Lynch and C Sam Mustipher to practice squad. Released G/T Braeden Daniels from practice squad.
March 13	Re-signed S Alohi Gilman. Signed TE Will Dissly. Released WR Mike Williams.			Oct. 1	Activated S Derwin James Jr., from Exempt/Commissioner Permission. Signed S Tony Jefferson to practice squad.
March 15	Traded WR Keenan Allen to Chicago for 2024 fourth-round selection.			Oct. 9	Signed CB Nehemiah Shelton to practice squad. Released LB Shaquille Quarterman from practice squad.
March 16	Re-signed QB Easton Stick. Signed RB Gus Edwards, DL Poona Ford and TE Hayden Hurst.			Oct. 12	Activated LB Nick Niemann from Reserve/Injured; Designated for Return. Signed S Tony Jefferson to active roster. Placed RB Gus Edwards and CB Asante Samuel Jr., on Reserve/Injured. Activated CB Dicaprio Bootle (standard elevation) from practice squad.
March 18	Signed C Bradley Bozeman and LB Troy Dye.	Aug. 28	Claimed RB Hassan Haskins off waivers. Waived S JT Woods. Signed G Karsen Barnhart, TE Luke Benson, OLB Andrew Farmer II, TE Tucker Fisk, CB Matt Hankins, DL Christopher Hinton, LB Jeremiah Jean-Baptiste, WR Cornelius Johnson, WR Jaylen Johnson, CB Robert Kennedy, T Alex Leatherwood, OLB Tre'Mon Morris-Brash, C Sam Mustipher, DL CJ Okoye, LB Shaq Quarterman and RB Isaiah Spiller to practice squad.	Oct. 14	Reverted CB Dicaprio Bottle to practice squad.
March 19	Signed LB Denzel Perryman.			Oct. 15	Signed CB Eli Apple and TE McCallan Castles to practice squad. Released LB Blake Lynch from practice squad.
March 28	Signed CB Kristian Fulton.	Aug. 29	Traded 2026 seventh-round selection to Tennessee for DB Elijah Molden. Traded conditional 2025 seventh-round selection (from Minnesota) to Atlanta for QB Taylor Heinicke. Released S Tony Jefferson. Waived RB Jaret Patterson. Signed TE Eric Tomlinson to practice squad. Released CB Robert Kennedy from practice squad.	Oct. 16	Designated WR DJ Chark Jr., for return from Reserve/Injured.
April 2	Signed FB/TE Ben Mason. Re-signed K Cameron Dicker.			Oct. 19	Released S Tony Jefferson. Released CB Nehemiah Shelton from practice squad.
April 18	Signed RB J.K. Dobbins.	Aug. 30	Signed K Cameron Dicker to contract extension. Signed S Tony Jefferson to practice squad.	Oct. 21	Signed CB Dicaprio Bootle and CB Shaun Wade to active roster. Placed DB Deane Leonard on Reserve/Injured. Signed S Tony Jefferson to practice squad. Activated C Sam Mustipher (standard elevation) and WR Jalen Reagor (standard elevation) from practice squad.
May 6	Signed WR DJ Chark.			Oct. 22	Waived CB Shaun Wade. Reverted C Sam Mustipher and WR Jalen Reagor to practice squad.
May 10	Signed G Karsen Barnhart, QB Casey Bauman, TE Luke Benson, LB Junior Colson, S Akeem Dent, WR Jaelen Gill, S Thomas Harper, CB Cam Hart, TE Zach Heins, OLB Savion Jackson, LB Jeremiah Jean-Baptiste, WR Cornelius Johnson, WR Jaylen Johnson, WR Leon Johnson, CB Robert Kennedy, LB Shane Lee, DL Micheal Mason, T Tyler McLellan, OLB Tre'Mon Morris-Brash, G Willis Patrick, S Jalyn Phillips, WR Brenden Rice, T Tyler Smith, CB Tarheeb Still, RB Kimani Vidal, CB Zamari Walton and C/G Bucky Williams.	Sept. 2	Signed RB Jaret Patterson to practice squad. Released RB Isaiah Spiller from practice squad.	Oct. 24	Signed CB Shaun Wade to practice squad.
May 13	Signed OLB Bud Dupree.	Sept. 3	Signed WR Dez Fitzpatrick and CB Shaun Wade to practice squad. Released OLB Andrew Farmer II and WR Cornelius Johnson from practice squad.	Oct. 26	Activated WR Jaylen Johnson (standard elevation) and WR Jalen Reagor (standard elevation) from practice squad.
May 14	Signed OLB Chris Collins. Waived OLB Brevin Allen.	Sept. 7	Signed TE Eric Tomlinson to active roster. Placed WR DJ Chark Jr., on Reserve/Injured. Activated LB Shaquille Quarterman (standard elevation) from practice squad. Released CB Matt Hankins from practice squad with injury settlement.	Oct. 28	Reverted WR Jaylen Johnson and WR Jalen Reagor to practice squad.
May 16	Signed DL Justin Eboigbe.	Sept. 9	Reverted LB Shaquille Quarterman to practice squad. Signed CB Nehemiah Shelton to practice squad.	Oct. 30	Signed C Sam Mustipher to active roster. Signed LB Caleb Murphy and S Kendall Williamson to practice squad.
May 23	Waived T Tyler Smith.	Sept. 11	Signed CB Dicaprio Bootle to practice squad.	Nov. 2	Activated WR DJ Chark Jr., from Reserve/Injured; Designated for Return. Placed WR Brenden Rice on Reserve/Injured. Activated CB Eli Apple (standard elevation) and WR Jalen Regor (standard elevation) from practice squad.
May 29	Signed T Alex Leatherwood.	Sept. 14	Activated S Tony Jefferson (standard elevation) and LB Shaquille Quarterman (standard elevation) from practice squad.		
June 5	Released C Corey Linsley.	Sept. 16	Reverted S Tony Jefferson and LB Shaquille Quarterman to practice squad.		
June 14	Signed S Tony Jefferson and WR Praise Olatoke.	Sept. 21	Activated LB Shaquille Quarterman (standard elevation) from practice squad.		
June 20	Signed WR Ladd McConkey.				
July 17	Declared Non-Football Illness for LB Junior Colson.				
July 30	Remove LB Junior Colson from Active/Non-Football Illness.				
Aug. 6	Waived OLB Savion Jackson.				
Aug. 7	Signed QB Luis Perez.				
Aug. 12	Signed WR Isaiah Wooden. Waived QB Casey Bauman and WR Praise Olatoke.				
Aug. 13	Signed OLB Savion Jackson and LB Shaq Quarterman. Waived CB Chris Wilcox. Waived/Injured FB/TE Ben Mason.				
Aug. 14	Signed TE Tucker Fisk.				
Aug. 16	Signed DL Teair Tart. Waived S Jalyn Phillips.				
Aug. 19	Signed LB Frank Ginda and S Jalyn Phillips. Waived QB Max Duggan and WR Leon Johnson.				

2024 TRANSACTIONS BY DATE

Nov. 4	Reverted CB Eli Apple and WR Jalen Reagor to practice squad.	Nov. 9	Activated RB Gus Edwards from Reserve/Injured; Designated for Return. Signed TE Tucker Fisk to active roster. Activated CB Eli Apple (standard elevation) and OLB Caleb Murphy (standard elevation) from practice squad. Signed TE McCallan Castles to practice squad.	Nov. 16	Signed LB Shaquille Quarterman to active roster. Waived CB Dicaprio Bootle. Activated CB Eli Apple (standard elevation) and OLB Caleb Murphy (standard elevation) from practice squad.
Nov. 5	Released TE Eric Tomlinson.			Nov. 18	Reverted CB Eli Apple and OLB Caleb Murphy to practice squad.
Nov. 6	Signed WR Jalen Reagor to active roster. Designated RB Gus Edwards for return from Reserve/Injured. Placed LB Junior Colson and WR Simi Fehoko on Reserve/Injured. Signed LB Shaquille Quarterman and TE Eric Tomlinson to practice squad. Released TE McCallan Castles from practice squad.	Nov. 11	Reverted CB Eli Apple and OLB Caleb Murphy to practice squad.	Nov. 19	Signed CB Dicaprio Bootle to practice squad.
		Nov. 15	Reverted CB Eli Apple and OLB Caleb Murphy to practice squad.		

2024 TRANSACTIONS BY PLAYER

Allen, Brevin — OLB

Jan. 9 Signed to Reserve/Future contract
May 14 Waived

Allen, Keenan — WR

March 15 Traded to Chicago

Alt, Joe — T

June 11 Signed

Apple, Eli — CB

Oct. 15 Signed to practice squad
Nov. 2 Activated from practice squad (standard elevation)
Nov. 4 Reverted to practice squad
Nov. 9 Activated from practice squad (standard elevation)
Nov. 11 Reverted to practice squad
Nov. 16 Activated from practice squad (standard elevation)
Nov. 18 Reverted to practice squad

Barnhart, Karsen — G

May 10 Signed
Aug. 27 Waived
Aug. 28 Signed to practice squad

Bauman, Casey — QB

May 10 Signed
Aug. 12 Waived

Benson, Luke — TE

May 10 Signed
Aug. 27 Waived
Aug. 28 Signed to practice squad
Sept. 24 Released from practice squad

Bootle, Dicaprio — CB

Sept. 11 Signed to practice squad
Oct. 12 Activated from practice squad (standard elevation)
Oct. 14 Reverted to practice squad
Oct. 21 Signed to active roster
Nov. 16 Waived
Nov. 19 Signed to practice squad

Bozeman, Bradley — C

March 18 Signed

Castles, McCallan — TE

Oct. 15 Signed to practice squad
Nov. 6 Released from practice squad
Nov. 9 Signed to practice squad

Chark Jr., DJ — WR

May 16 Signed
Sept. 7 Placed on Reserve/Injured
Oct. 16 Designated for return from Reserve/Injured
Nov. 2 Activated from Reserve/Injured; Designated for Return

Clark, Jerrod — DL

Jan. 9 Signed to Reserve/Future contract
Aug. 27 Waived

Collins, Chris — OLB

May 14 Signed
Aug. 27 Placed on Reserve/Injured

Colson, Junior — LB

May 10 Signed
July 17 Declared Non-Football Illness
July 30 Passed Physical
Nov. 6 Placed on Reserve/Injured

Daniels, Braeden — G/T

Sept. 26 Signed to practice squad
Sept. 30 Released from practice squad

Dent, Akeem — S

May 10 Signed
Aug. 27 Waived

Dicker, Cameron — K

March 5 Extended exclusive rights tender
April 2 Re-signed
Aug. 30 Signed contract extension

Dobbins, J.K. — RB

April 18 Signed

Dotson, Elijah — RB

Jan. 9 Signed to Reserve/Future contract
Aug. 27 Waived

Duggan, Max — QB

Jan. 9 Signed to Reserve/Future contract
Aug. 19 Waived

Dupree, Bud — OLB

May 13 Signed

Dye, Troy — LB

March 18 Signed

Eboigbe, Justin — DL

May 16 Signed

Edwards, Gus — RB

March 16 Signed
Oct. 12 Placed on Reserve/Injured
Nov. 6 Designated for return from Reserve/Injured
Nov. 9 Activated from Reserve/Injured; Designated for Return

Farmer II, Andrew — OLB

Aug. 27 Waived
Aug. 28 Signed to practice squad
Sept. 3 Released from practice squad

Fehoko, Simi — WR

Jan. 9 Signed to Reserve/Future contract
Nov. 6 Placed on Reserve/Injured

Fisk, Tucker — TE

Aug. 14 Signed
Aug. 27 Waived
Aug. 28 Signed to practice squad
Nov. 9 Signed to active roster

Fitzpatrick, Dez — WR

Sept. 3 Signed to practice squad

Ford, Poona — DL

March 16 Signed

Fulton, Kristian — CB

April 2 Signed

Gill, Jaelen — WR

May 10 Signed
Aug. 27 Waived

Gilman, Alohi — S

March 13 Re-signed

Ginda, Frank — LB

Aug. 19 Signed
Aug. 27 Waived

Hankins, Matt — CB

Jan. 9 Signed to Reserve/Future contract
Aug. 27 Waived
Aug. 28 Signed to practice squad
Sept. 7 Released from practice squad with injury settlement

Harper, Thomas — S

May 10 Signed
Aug. 27 Waived

Hart, Cam — CB

May 10 Signed

Haskins, Hassan — RB

Aug. 28 Claimed off Waivers

Heinicke, Taylor — QB

Aug. 29 Traded for from Atlanta

Heins, Zach — TE

May 10 Signed
Aug. 27 Waived

Hinton, Christopher — DL

Jan. 11 Signed to Reserve/Future contract
Aug. 27 Waived
Aug. 28 Signed to practice squad

Hurst, Hayden — TE

March 16 Signed

Jackson, Savion — OLB

May 10 Signed
Aug. 6 Waived
Aug. 13 Signed
Aug. 27 Waived

James Jr., Derwin — S

Sept. 25 Placed on Reserve/Suspended By Commissioner-Less than One Year
Sept. 30 Suspension lifted and granted exempt status
Oct. 1 Activated from exempt status

Jean-Baptiste, Jeremiah — LB

May 10 Signed
Aug. 27 Waived
Aug. 28 Signed to practice squad

Jefferson, Tony — S

June 14 Signed
Aug. 29 Released
Aug. 30 Signed to practice squad
Sept. 14 Activated from practice squad (standard elevation)
Sept. 16 Reverted to practice squad
Sept. 26 Signed to active roster
Sept. 30 Released
Oct. 1 Signed to practice squad
Oct. 12 Signed to active roster
Oct. 19 Released
Oct. 21 Signed to practice squad

Johnson, Cornelius — WR

May 10 Signed
Aug. 27 Waived
Aug. 28 Signed to practice squad
Sept. 3 Released from practice squad

Johnson, Jaylen — WR

May 10 Signed
Aug. 27 Waived
Aug. 28 Signed to practice squad
Oct. 26 Activated from practice squad (standard elevation)
Oct. 28 Reverted to practice squad

Johnson, Leon — WR

May 10 Signed
Aug. 19 Waived

Kendricks, Eric — LB

March 5 Released

Kennedy, Robert — CB

May 10 Signed
Aug. 27 Waived
Aug. 28 Signed to practice squad
Aug. 29 Released from practice squad

Laing, Brent — C

Jan. 9 Signed to Reserve/Future contract
Aug. 27 Waived

Leatherwood, Alex — T

May 29 Signed
Aug. 27 Waived
Aug. 28 Signed to practice squad

Lee, Shane — LB

May 10 Signed
Aug. 27 Waived

Leonard, Deane — DB

Oct. 21 Placed on Reserve/Injured
Nov. 15 Designated for return from Reserve/Injured

Linsley, Corey — C

June 5 Released

Lynch, Blake — LB

Sept. 24 Signed to practice squad
Sept. 28 Activated from practice squad (standard elevation)
Sept. 30 Reverted to practice squad
Oct. 15 Released from practice squad

Mason, Ben — FB/TE

April 2 Signed
Aug. 13 Waived/Injured

Mason, Micheal — DL

May 10 Signed
Aug. 22 Waived

2024 TRANSACTIONS BY PLAYER

McConkey, Ladd — WR

June 20 Signed

McLellan, Tyler — T

May 10 Signed

Aug. 27 Placed on Reserve/Injured

Molden, Elijah — DB

Aug. 29 Traded for from Tennessee

Morris-Brash, Tre'Mon — OLB

May 10 Signed

Aug. 27 Waived

Aug. 28 Signed to practice squad

Murphy, Caleb — OLB

Oct. 30 Signed to practice squad

Nov. 9 Activated from practice squad (standard elevation)

Nov. 11 Reverted to practice squad

Nov. 16 Activated from practice squad (standard elevation)

Nov. 18 Reverted to practice squad

Mustipher, Sam — C

Aug. 28 Signed to practice squad

Sept. 28 Activated from practice squad (standard elevation)

Sept. 30 Reverted to practice squad

Oct. 21 Activated from practice squad (standard elevation)

Oct. 22 Reverted to practice squad

Oct. 30 Signed to active roster

Niemann, Nick — LB

Aug. 27 Placed on Reserve/Injured and Designated for return from Reserve/Injured

Oct. 12 Activated from Reserve/Injured; Designated for Return

Okoye, CJ — DL

Jan. 9 Signed to Reserve/Future contract

Aug. 27 Waived

Aug. 28 Signed to practice squad

Olatoke, Praise — WR

June 14 Signed

Aug. 12 Waived

Parham Jr., Donald — TE

Aug. 27 Released

Patrick, Willis — G

May 10 Signed

Aug. 27 Waived

Patterson, Jaret — RB

Jan. 10 Signed to Reserve/Future contract

Aug. 29 Waived

Sept. 2 Signed to practice squad

Perez, Luis — QB

Aug. 7 Signed

Aug. 27 Waived

Perryman, Denzel — LB

March 19 Signed

Phillips, Jalyn — S

May 10 Signed

Aug. 16 Waived

Aug. 19 Signed

Aug. 27 Waived

Quarterman, Shaquille — LB

Aug. 13 Signed

Aug. 27 Waived

Aug. 28 Signed to practice squad

Sept. 7 Activated from practice squad (standard elevation)

Sept. 9 Reverted to practice squad

Sept. 14 Activated from practice squad (standard elevation)

Sept. 16 Reverted to practice squad

Sept. 21 Activated from practice squad (standard elevation)

Sept. 23 Reverted to practice squad

Oct. 9 Released from practice squad

Nov. 6 Signed to practice squad

Nov. 16 Signed to active roster

Reagor, Jalen — WR

Sept. 24 Signed to practice squad

Oct. 21 Activated from practice squad (standard elevation)

Oct. 22 Reverted to practice squad

Oct. 26 Activated from practice squad (standard elevation)

Oct. 28 Reverted to practice squad

Nov. 2 Activated from practice squad (standard elevation)

Nov. 4 Reverted to practice squad

Nov. 6 Signed to active roster

Rex, Isaac — TE

Aug. 22 Signed

Aug. 27 Waived

Rice, Brenden — WR

May 10 Signed

Nov. 2 Placed on Reserve/Injured

Rumph II, Chris — OLB

Aug. 27 Placed on Reserve/Injured

Samuel Jr., Asante — CB

Oct. 12 Placed on Reserve/Injured

Sarell, Foster — T

March 5 Extended exclusive rights tender

March 8 Re-signed

Shelby, Ty — OLB

Aug. 27 Waived

Shelton, Nehemiah — CB

Sept. 9 Signed to practice squad

Sept. 24 Released from practice squad

Oct. 9 Signed to practice squad

Oct. 19 Released from practice squad

Smith, Tyler — T

May 10 Signed

May 23 Waived

Spiller, Isaiah — RB

Aug. 27 Waived

Aug. 28 Signed to practice squad

Sept. 2 Released from practice squad

Stick, Easton — QB

March 16 Signed

Still, Tarheeb — CB

May 10 Signed

Tart, Teair — DL

Aug. 16 Signed

Tomlinson, Eric — TE

Aug. 29 Signed to practice squad

Sept. 7 Signed to active roster

Nov. 5 Released

Nov. 6 Signed to practice squad

Trainer, Andrew — T

March 12 Waived

Uzodinma, Amechi — CB

March 12 Waived

Vidal, Kimani — RB

May 10 Signed

Wade, Shaun — CB

Sept. 3 Signed to practice squad

Oct. 21 Signed to active roster

Oct. 22 Waived

Oct. 24 Signed to practice squad

Walton, Zamari — CB

May 10 Signed

Aug. 27 Waived

Wilcox, Chris — CB

Jan. 9 Signed to Reserve/Future contract

Aug. 13 Waived

Williams, Bucky — C/G

May 10 Signed

Aug. 27 Placed on Reserve/Injured

Williams, Mike — WR

March 13 Released

Williamson, Kendall — S

Oct. 30 Signed to practice squad

Wooden, Isaiah — WR

Aug. 12 Signed

Aug. 27 Waived

Woods, JT — S


Aug. 28 Waived

MEDIA INFORMATION



SoFi Stadium

SEATING MAP



CHARGERS.COM

GAME-DAY MEDIA PARKING: Media attending Chargers home games have been assigned reserved areas to park at SoFi Stadium. All parking will be distributed electronically. As a reminder, parking is limited and is being provided as a courtesy.

MEDIA ENTRANCE: All credentialed media must enter through southeast media gate between entries 10 & 11 near Media Will Call and are subject to search procedures. Please be prepared to open all cases and bags for inspection by SoFi Stadium security personnel. All items will be inspected and tagged for security purposes. Please make sure bags are identifiable and limit carry-in items to only what is necessary. Please remove any security tags from prior games.

PRESS WILL CALL
Press Will Call is located at the southeast media gate between entries 10 & 11.

PRESS BOX
Media can access the press box by entering SoFi Stadium through the southeast media gate. Once on the concourse, turn left and walk along the concourse around the South end zone until reaching elevators in the southwest corner of the stadium. Take the elevators up to level 7 to access the press box.

CHARGERS MEDIA SITE
Chargers.com/media is available to assist media with coverage leading up to each game of the 2024 season. The media site contains digital copies of all press materials. Credential requests on the site must be submitted by the sports director, sports editor or photo editor to be considered.

CHARGERS GAME RELEASE
Stats and notes in Los Angeles Chargers Game Releases are found utilizing a variety of sources, including STATS LLC, Sportradar, Stathead and the Elias Sports Bureau.

LOS ANGELES CHARGERS COMMUNICATIONS CONTACTS

NAME	TITLE	EMAIL
Josh Rupprecht	Senior Vice President, Communications & Brand Messaging	Josh.Rupprecht@Chargers.NFL.com
Jennifer Rojas	Vice President, Marketing Communications & Alumni Affairs	Jennifer.Rojas@Chargers.NFL.com
Lauren Georgeson	Senior Manager, Corporate Marketing & Communications	Lauren.Georgeson@Chargers.NFL.com
Brock Anderson	Senior Manager, Football Communications	Brock.Anderson@Chargers.NFL.com
Leonie Strehl	Senior Coordinator, Marketing Communications & Alumni Affairs	Leonie.Strehl@Chargers.NFL.com
Ricky Martinez	Coordinator, Football Communications	Ricky.Martinez@Chargers.NFL.com

***SUPPLEMENTAL
STATS***

ALL-TIME SERIES HISTORY

Franchise	REGULAR SEASON						POSTSEASON					PRESEASON		
	W	L	T	Pct.	PF	PA	W	L	Pct.	PF	PA	W	L	T
Arizona Cardinals ¹	11	5	0	.688	407	318	0	0	—			14	11	0
Atlanta Falcons	4	8	0	.333	170	247	0	0	—			4	2	0
Baltimore Ravens	5	9	0	.357	252	307	1	0	1.000	23	17	0	0	0
Buffalo Bills	24	12	2	.667	938	660	1	2	.333	27	57	0	1	0
Carolina Panthers	2	6	0	.250	135	171	0	0	—			0	0	0
Chicago Bears	7	7	0	.500	279	233	0	0	—			4	3	0
Cincinnati Bengals	23	14	0	.622	905	805	1	1	.500	34	37	0	0	0
Cleveland Browns ²	20	9	1	.683	727	582	0	0	—			1	0	1
Dallas Cowboys	5	8	0	.385	295	296	0	0	—			9	8	0
Denver Broncos	56	72	1	.438	2,755	2,737	0	1	.000	17	24	5	2	0
Detroit Lions	7	6	0	.538	292	304	0	0	—			0	1	0
Green Bay Packers	2	11	0	.154	232	376	0	0	—			2	1	1
Houston Texans	6	3	0	.667	247	192	0	0	—			1	0	0
Indianapolis Colts ³	18	10	0	.643	666	476	2	1	.667	71	76	2	2	0
Jacksonville Jaguars	9	4	0	.692	385	255	0	0	—			0	0	0
Kansas City Chiefs ⁴	57	70	1	.449	2,607	2,861	1	0	1.000	17	0	5	2	0
Las Vegas Raiders ⁵	59	68	2	.465	2,823	2,856	0	1	.000	27	34	7	7	0
Los Angeles Rams ⁶	6	7	0	.462	344	335	0	0	—			20	19	0
Miami Dolphins	15	18	0	.455	753	738	2	2	.500	76	124	3	1	0
Minnesota Vikings	7	8	0	.467	358	369	0	0	—			3	11	1
New England Patriots ⁷	15	24	2	.385	771	976	1	3	.250	112	96	5	2	0
New Orleans Saints	8	6	0	.571	367	272	0	0	—			4	6	0
New York Giants	8	5	0	.615	356	302	0	0	—			5	3	0
New York Jets ⁸	24	12	1	.667	1,057	739	0	2	.000	31	37	4	2	1
Philadelphia Eagles	8	5	0	.615	262	266	0	0	—			3	1	0
Pittsburgh Steelers	9	24	0	.273	626	854	2	1	.667	72	76	1	2	0
San Francisco 49ers	8	7	0	.533	339	396	0	1	.000	26	49	22	27	0
Seattle Seahawks	25	27	0	.481	1,090	1,103	0	0	—			5	13	0
Tampa Bay Buccaneers	8	4	0	.667	331	250	0	0	—			0	0	0
Tennessee Titans ⁹	29	16	1	.644	1,176	1,002	1	3	.250	50	57	7	3	0
Washington Commanders ¹⁰	5	7	0	.417	259	284	0	0	—			1	0	0
ALL-TIME TOTALS	490	492	11	.499	22,204	21,561	12	18	.400	583	684	137	127	4

Note: Prior to 1972, tie games were not included in winning percentage.

1—Known as St. Louis Cardinals (1960-87) and Phoenix Cardinals (1988-93)

2—Did not play from 1996-98 after relocation to Baltimore, but rejoined as an expansion franchise in 1999

3—Known as Baltimore Colts (1960-83)

4—Known as Dallas Texans (1960-62)

5—Known as Los Angeles Rams (1960-94 and 2016-present) and St. Louis Rams (1995-2015)

6—Known as Boston Patriots (1960-70)

7—Known as Titans of New York (1960-62)

8—Known as Oakland Raiders (1960-81 and 1995-2019) and Los Angeles Raiders (1982-94)

9—Known as Houston Oilers (1960-96) and Tennessee Oilers (1997-98)

10—Known as Washington Redskins (1960-2019) and Washington Football Team (2020-21)

THE LAST TIME . . .

Regular season in regular font | Postseason in italics

RUSHING

200 Yards Rushing, Individual

CHARGERS — LaDainian Tomlinson, Dec. 28, 2003 vs. Oakland (243 yards)
 OPPONENT — Adrian Peterson, Nov. 4, 2007 at Minnesota (296 yards)
 CHARGERS — *Keith Lincoln, AFL Championship,*
Jan. 5, 1964 vs. Boston (206 yards)
 OPPONENT — *Never*

100 Yards Rushing, Individual

CHARGERS — **J.K. Dobbins, Sept. 15, 2024 at Carolina (131 yards)**
 OPPONENT — James Conner, Nov 21, 2024 at Arizona (101 yards)
 CHARGERS — *Darren Sproles, AFC Wild Card,*
Jan. 3, 2009 vs. Indianapolis (105 yards)
 OPPONENT — *Sony Michel, AFC Divisional,*
Jan. 13, 2019 at New England (129 yards)

100 Yards Rushing, One Half, Individual

CHARGERS — **J.K. Dobbins, Sept. 8, 2024 vs. Las Vegas (131 yards in second half)**
 OPPONENT — Daivid Montgomery, Nov 12, 2023 vs. Detroit (102 yards in first half)
 CHARGERS — *Keith Lincoln, AFL Championship,*
Jan. 5, 1964 vs. Boston (176 yards in first half)
 OPPONENT — *Sony Michel, AFC Divisional,*
Jan. 13, 2019 at New England (105 yards in first half)

Two 100-Yard Rushers

CHARGERS — Darren Sproles (122 yards) and LaDainian Tomlinson (116 yards)
 Dec. 16, 2007, vs. Detroit
 OPPONENT — Frank Gore (158 yards) and Colin Kaepernick (151 yards),
 Dec. 20, 2014 at San Francisco
 CHARGERS — *Never*
 OPPONENT — *Never*

Four Touchdowns Rushing, Individual

CHARGERS — LaDainian Tomlinson, Oct. 14, 2007 vs. Oak. (3, 27, 13, 41 yards)
 OPPONENT — *Never*
 CHARGERS — *Never*
 OPPONENT — *Never*

Three Touchdowns Rushing, Individual

CHARGERS — Melvin Gordon, Oct. 15, 2018, at Cleveland (4, 10, 11 yards)
 OPPONENT — Darrel Young, Nov. 3, 2013 at Washington (1, 1, 4 yards)
 CHARGERS — *Never*
 OPPONENT — *Sony Michel, AFC Divisional,*
Jan. 13, 2019 at New England (1, 14, 5 yards)

Two Touchdowns Rushing, Individual

CHARGERS — **J.K. Dobbins, Nov. 17, 2024 vs. Cincinnati (1, 29 yards)**
 OPPONENT — Josh Allen, Dec. 23, 2023 vs. Buffalo (2, 1 yard)
 CHARGERS — *Darren Sproles, AFC Wild Card,*
Jan. 3, 2009 vs. Indianapolis (9, 22 yards)
 OPPONENT — *Sony Michel, AFC Divisional,*
Jan. 13, 2019 at New England (1, 14, 5 yards)

PASSING

500 Yards Passing, Individual

CHARGERS — Philip Rivers, Oct. 18, 2015 at Green Bay (503 yards)
 OPPONENT — *Never*
 CHARGERS — *Never*
 OPPONENT — *Never*

400 Yards Passing, Individual

CHARGERS — Justin Herbert, Sept. 24, 2023 at Minnesota (405 yards)
 OPPONENT — Patrick Mahomes, Oct. 22, 2023 at Kansas City (424 yards)
 CHARGERS — *Dan Fouts, AFC Divisional,*
Jan. 2, 1982 at Miami (433 yards)
 OPPONENT — *Peyton Manning, AFC Divisional,*
Jan. 13, 2008 at Indianapolis (402 yards)

300 Yards Passing, Individual

CHARGERS — Justin Herbert, Oct. 21, 2024 at Arizona (349 yards)
 OPPONENT — **Joe Burrow, Nov. 17, 2024 vs. Cincinnati (356 yards)**
 CHARGERS — *Philip Rivers, AFC Divisional,*
Jan. 13, 2019 at New England (331 yards)
 OPPONENT — *Tom Brady, AFC Divisional,*
Jan. 13, 2019 at New England (343 yards)

Six Touchdown Passes, Individual

CHARGERS — Dan Fouts, Nov. 22, 1981 at Oakland (12, 15, 29, 4, 5, 6 yards)
 OPPONENT — *Never*
 CHARGERS — *Never*
 OPPONENT — *Never*

Five Touchdown Passes, Individual

CHARGERS — Drew Brees, Oct. 31, 2004 vs. Oakland (17, 13, 23, 5, 1 yards)
 OPPONENT — Tom Brady, Oct. 4, 2020 at Tampa Bay (3, 6, 28, 19, 9 yards)
 CHARGERS — *Never*
 OPPONENT — *Never*

Four Touchdown Passes, Individual

CHARGERS — Justin Herbert, Nov. 12, 2023 vs. Detroit (29, 18, 1, 38 yards)
 OPPONENT — Aidan O'Connell, Dec. 14, 2023 at Las Vegas (30, 22, 11, 20 yards)
 CHARGERS — *Never*
 OPPONENT — *Don Strock, AFC Divisional,*
Jan. 2, 1982 at Miami (1, 40, 15, 50 yards)

Three Touchdown Passes, Individual

CHARGERS — Justin Herbert, Nov. 12, 2023 vs. Detroit (29, 18, 1, 38 yards)
 OPPONENT — **Joe Burrow, Nov. 17, 2024 vs. Cincinnati (4, 42, 17 yards)**
 CHARGERS — *Philip Rivers, AFC Divisional,*
Jan. 13, 2019 at New England (43, 1, 8 yards)
 OPPONENT — *Peyton Manning, AFC Divisional,*
Jan. 13, 2008 at Indianapolis (25, 9, 55 yards)

Six Interceptions Thrown, Individual

CHARGERS — Ed Luther, Oct. 31, 1983 vs. Washington
 OPPONENT — Peyton Manning, Nov. 11, 2007 vs. Indianapolis
 CHARGERS — *Never*
 OPPONENT — *Never*

Five Interceptions Thrown, Individual

CHARGERS — Craig Whelihan, Dec. 13, 1998 at Seattle
 OPPONENT — Nathan Peterman, Nov. 19, 2017 vs. Buffalo
 CHARGERS — *Dan Fouts, AFC Second Round, Jan. 16, 1983 at Miami*
 OPPONENT — *George Blanda, AFL Championship,*
Dec. 24, 1961 vs. Houston Oilers

Four Interceptions Thrown, Individual

CHARGERS — Philip Rivers, Nov. 18, 2019 vs. Kansas City in Mexico City, Mexico
 OPPONENT — Nathan Peterman, Nov. 19, 2017 vs. Buffalo
 CHARGERS — *Stan Humphries, AFC Wild Card, Dec. 31, 1995 vs. Indianapolis*
 OPPONENT — *George Blanda, AFL Championship,*
Dec. 24, 1961 vs. Houston Oilers

RECEIVING

10 or More Receptions, Individual

CHARGERS — Keenan Allen, Nov. 26, 2023 vs. Baltimore (14 receptions)
OPPONENT — Cole Kmet, Oct. 29, 2023 vs. Chicago (10 receptions)
CHARGERS — *Ronnie Harmon, AFC Wild Card,*
Dec. 31, 1995 vs. Indianapolis (10 receptions)
OPPONENT — *James White, AFC Divisional,*
Jan. 13, 2019 at New England (15 receptions)

200 Yards Receiving, Individual

CHARGERS — Keenan Allen, Sept. 24, 2023 at Minnesota (215 yards)
OPPONENT — Tyreek Hill, Sept. 10, 2023 vs. Miami (215 yards)
CHARGERS — *Never*
OPPONENT — *Never*

100 Yards Receiving, Individual

CHARGERS — **Ladd McConkey, Nov. 17, 2024 vs. Cincinnati (123 yards)**
OPPONENT — **Tee Higgins, Nov. 17, 2024 vs. Cincinnati (148 yards)**
CHARGERS — *Keenan Allen, AFC Divisional,*
Jan. 12, 2014 at Denver (142 yards)
OPPONENT — *Julian Edelman, AFC Divisional,*
Jan. 13, 2019 at New England (151 yards)

100 Yards Receiving, One Half, Individual

CHARGERS — **Quentin Johnston, Nov. 3, 2024 at Cleveland (118 yards in first half)**
OPPONENT — **Tee Higgins, Nov. 17, 2024 vs. Cincinnati (114 yards in second half)**
CHARGERS — *Keenan Allen, AFC Divisional,*
Jan. 12, 2014 at Denver (142 yards in second half)
OPPONENT — *Julian Edelman, AFC Divisional,*
Jan. 13, 2019 at New England (107 yards in first half)

Two 100-Yard Receivers

CHARGERS — Keenan Allen (215 yards) and Mike Williams (121 yards),
Sept. 24, 2023 at Minnesota
OPPONENT — Travis Kelce (191 yards) and Tyreek Hill (148 yards),
Dec. 16, 2021 vs. Kansas City
CHARGERS — *Chris Chambers (133 yards) and Vincent Jackson (114 yards),*
AFC Wild Card, Jan. 6, 2008
OPPONENT — *Tony Nathan (114 yards) and Duriel Harris (106 yards),*
AFC Divisional, Jan. 2, 1982

Five Touchdown Receptions, Individual

CHARGERS — Kellen Winslow, Nov. 22, 1981 at Oakland (15, 29, 4, 5, 3 yards)
OPPONENT — *Never*
CHARGERS — *Never*
OPPONENT — *Never*

Four Touchdown Receptions, Individual

CHARGERS — Kellen Winslow, Nov. 22, 1981 at Oakland (15, 29, 4, 5, 3 yards)
OPPONENT — Daryl Turner, Sept. 15, 1985 vs. Seattle (34, 15, 30, 7 yards)
CHARGERS — *Never*
OPPONENT — *Never*

Three Touchdown Receptions, Individual

CHARGERS — Danny Woodhead, Dec. 20, 2015 vs. Miami (20, 9, 9 yards)
OPPONENT — Travis Kelce, Nov. 20, 2022 vs. Kansas City (4, 32, 17 yards)
CHARGERS — *Never*
OPPONENT — *Jerry Rice, Super Bowl XXIX at Joe Robbie Stadium,*
Jan. 29, 1995 vs. San Francisco (44, 15, 7 yards)

Two Touchdown Receptions, Individual

CHARGERS — **Ladd McConkey, Oct. 27 2024 vs. New Orleans (60, 9 yards)**
OPPONENT — **Ja'Marr Chase, Nov. 17, 2024 vs. Cincinnati (4, 17 yards)**
CHARGERS — *Keenan Allen, AFC Divisional,*
Jan. 12, 2014 at Denver (16, 16 yards)
OPPONENT — *Michael Crabtree, AFC Wild Card,*
Jan. 6, 2019 at Baltimore (31, 7 yards)

COMBINATION

100 Yards Rushing and Receiving, Individual

CHARGERS — Austin Ekeler, Dec. 8, 2019 at Jacksonville
(101 yards rushing, 112 yards receiving)
OPPONENT — Essex Johnson, Sept. 30, 1973 vs. Cincinnati
(121 yards rushing, 116 yards receiving)
CHARGERS — *Keith Lincoln, AFC Championship, Jan. 5, 1964 vs. Boston*
(206 yards rushing, 123 yards receiving)
OPPONENT — *Never*

300-Yard Passer, 100-Yard Rusher and 100-Yard Receiver

CHARGERS — Philip Rivers (314 yards passing),
Austin Ekeler (101 yards rushing),
Austin Ekeler (112 yards receiving),
Dec. 8, 2019 at Jacksonville
OPPONENT — Patrick Mahomes (329 yards passing),
Isiah Pacheco (107 yards rushing),
Travis Kelce (115 yards receiving),
Nov. 20, 2022 vs. Kansas City
CHARGERS — *Dan Fouts (333 yards passing),*
Chuck Muncie (126 yards rushing),
Wes Chandler (124 yards receiving),
Kellen Winslow (102 yards receiving),
AFC Wild Card, Jan. 9, 1983 at Pittsburgh
OPPONENT — *Tom Brady (343 yards passing),*
Sony Michel (129 yards rushing),
Julian Edelman (151 yards receiving),
AFC Divisional, Jan. 13, 2019 at New England

INTERCEPTIONS

Four Interceptions, Individual

CHARGERS — *Never*
OPPONENT — Kwamie Lassiter, Dec. 27, 1998 at Arizona (4 interceptions)
CHARGERS — *Never*
OPPONENT — *Vernon Perry, AFC Divisional,*
Dec. 29, 1979 vs. Houston Oilers (4 interceptions)

Three Interceptions, Individual

CHARGERS — Antonio Cromartie, Nov. 11, 2007 vs. Indianapolis (3 interceptions)
OPPONENT — Kwamie Lassiter, Dec. 27, 1998 at Arizona (4 interceptions)
CHARGERS — *Never*
OPPONENT — *Vernon Perry, AFC Divisional,*
Dec. 29, 1979 vs. Houston Oilers (4 interceptions)

Two Interceptions, Individual

CHARGERS — Kyzir White, Oct. 17, 2021 at Baltimore (2 interceptions)
OPPONENT — Patrick Surtain II, Nov. 28, 2021 at Denver (2 interceptions)
CHARGERS — *Glen Edwards, AFC Divisional,*
Jan. 3, 1981 vs. Buffalo (2 interceptions)
OPPONENT — *Jason Belser, AFC Wild Card,*
Dec. 31, 1995 vs. Indianapolis (2 interceptions)

Interception Returned for Touchdown

CHARGERS — Bryce Callahan, Dec. 4, 2022 at Las Vegas
(26 yards of Derek Carr)
OPPONENT — Jack Jones, Dec. 14, 2023 at Las Vegas
(16 yards of Easton Stick)
CHARGERS — *Never*
OPPONENT — *Never*

SACKS

Six Sacks, Individual

CHARGERS — Khalil Mack, Oct. 1, 2023 vs. Las Vegas (6.0 sacks)
OPPONENT — Never
CHARGERS — Never
OPPONENT — Never

Five Sacks, Individual

CHARGERS — Khalil Mack, Oct. 1, 2023 vs. Las Vegas (6.0 sacks)
OPPONENT — Never
CHARGERS — Never
OPPONENT — Never

Four-and-One-Half Sacks, Individual

CHARGERS — Khalil Mack, Oct. 1, 2023 vs. Las Vegas (6.0 sacks)
OPPONENT — Hugh Douglas, Oct. 18, 1998 vs. Philadelphia (4.5 sacks)
CHARGERS — Never
OPPONENT — Never

Four Sacks, Individual

CHARGERS — Khalil Mack, Oct. 1, 2023 vs. Las Vegas (6.0 sacks)
OPPONENT — Justin Houston, Dec. 28, 2014 at Kansas City (4.0 sacks)
CHARGERS — Never
OPPONENT — Never

Three-and-One-Half Sacks, Individual

CHARGERS — Khalil Mack, Oct. 1, 2023 vs. Las Vegas (6.0 sacks)
OPPONENT — Justin Houston, Dec. 28, 2014 at Kansas City (3.5 sacks)
CHARGERS — Never
OPPONENT — Never

Three Sacks, Individual

CHARGERS — Khalil Mack, Oct. 1, 2023 vs. Las Vegas (6.0 sacks)
OPPONENT — Myles Garrett, Nov. 3 2024 at Cleveland (3.0 sacks)
CHARGERS — Never
OPPONENT — Never

Two-and-One-Half Sacks, Individual

CHARGERS — Tuli Tuipulotu, Nov. 3, 2024 at Cleveland (2.5 sacks)
OPPONENT — Myles Garrett, Nov. 3 2024 at Cleveland (3.0 sacks)
CHARGERS — Burt Grossman, AFC Wild Card,
Jan. 2, 1993 vs. Kansas City (2.5 sacks)
OPPONENT — Never

Two Sacks, Individual

CHARGERS — Tuli Tuipulotu (2.0 sacks) & Bud Dupree (2.0 sacks),
Nov. 10, 2024 vs. Tennessee
OPPONENT — Myles Garrett, Nov. 3 2024 at Cleveland (3.0 sacks)
CHARGERS — Melvin Ingram, AFC Wild Card,
Jan. 6, 2019 at Baltimore (2.0 sacks)
OPPONENT — Shaun Phillips, AFC Divisional,
Jan. 12, 2014 at Denver (2.0 sacks)

TOUCHDOWNS

Five Touchdowns, Individual

CHARGERS — Kellen Winslow, Nov. 22, 1981 at Oakland
(15-, 29-, 4-, 5-, 3-yard receptions)
OPPONENT — Never
CHARGERS — Never
OPPONENT — Never

Four Touchdowns, Individual

CHARGERS — Austin Ekeler, Nov. 21, 2021 vs. Pittsburgh
(10-, 17-yard receptions; 6-, 5-yard runs)
OPPONENT — Harvey Williams, Nov. 16, 1997 vs. Oakland
(8-, 32-yard receptions; 1-, 1-yard runs)
CHARGERS — Never
OPPONENT — Never

Three Touchdowns, Individual

CHARGERS — Austin Ekeler, Oct. 2, 2022 at Houston
(14-yard receptions; 10-, 20-yard runs)
OPPONENT — Travis Kelce, Nov. 20, 2022 vs. Kansas City
(4-, 32-, 17-yard receptions)
CHARGERS — Never
OPPONENT — Sony Michel, AFC Divisional,
Jan. 13, 2019 at New England (1-, 14-, 5-yard runs)

FIELD GOALS AND PATS

Six Field Goals Made, Individual

CHARGERS — Greg Davis, Oct. 5, 1997 at Oakland
(30, 22, 38, 43, 33, 33 yards)
OPPONENT — Phil Dawson, Nov. 5, 2006 vs. Cleveland
(37, 20, 42, 30, 36, 35 yards)
CHARGERS — Never
OPPONENT — Never

Five Field Goals Made, Individual

CHARGERS — Cameron Dicker, Oct. 21, 2024 at Arizona
(59, 50, 28, 47, 40 yards)
OPPONENT — Daniel Carlson, Jan. 9, 2022 at Las Vegas
(24, 31, 52, 40, 47 yards)
CHARGERS — Michael Badgley, AFC Wild Card,
Jan. 6, 2019 at Baltimore (21, 53, 40, 34, 47 yards)
OPPONENT — Never

Four Field Goals Made, Individual

CHARGERS — Cameron Dicker, Oct. 21, 2024 at Arizona
(59, 50, 28, 47, 40 yards)
OPPONENT — Daniel Carlson, Jan. 9, 2022 at Las Vegas
(24, 31, 52, 40, 47 yards)
CHARGERS — Michael Badgley, AFC Wild Card,
Jan. 6, 2019 at Baltimore (21, 53, 40, 34, 47 yards)
OPPONENT — Never

50-Yard Field Goal, Individual

CHARGERS — Cameron Dicker, Nov. 17, 2024 vs. Cincinnati (53 yards)
OPPONENT — Jason Sanders, Dec. 11, 2022 vs. Miami (55 yards)
CHARGERS — Michael Badgley, AFC Wild Card,
Jan. 6, 2019 at Baltimore (53 yards)
OPPONENT — Stephen Gostkowski, AFC Divisional,
Jan. 14, 2007 vs. New England (50 yards)

Blocked Field Goal Attempt

CHARGERS — Teair Tart, Nov. 3, 2024 at Cleveland
(51-yard Dustin Hopkins attempt)
OPPONENT — Zack Allen, Dec. 31, 2023 at Denver
(50-yard Cameron Dicker attempt)
CHARGERS — Leroy Jones, AFC Divisional, Jan. 2, 1982 at Miami
(34-yard Uwe von Schamann attempt)
OPPONENT — Never

Two-Point Conversion

CHARGERS — Trey Pipkins III pass from Justin Herbert,
Sept. 17, 2023 at Tennessee
OPPONENT — Clyde Edwards-Helaire pass from Patrick Mahomes,
Dec. 16, 2021 vs. Kansas City
CHARGERS — Keenan Allen pass from Philip Rivers, AFC Divisional,
Jan. 13, 2019 at New England
OPPONENT — Kevin Faulk run, AFC Divisional,
Jan. 14, 2007 vs. New England

Point After Touchdown Missed

CHARGERS — Cameron Dicker, Nov. 3, 2024 at Cleveland
(Second attempt, wide left)
OPPONENT — Anders Carlson, Nov. 19, 2023 at Green Bay
(Second attempt, wide right)
CHARGERS — Rolf Benirschke, AFC Second Round,
Jan. 16, 1993 at Miami (First attempt, wide right)
OPPONENT — Never

Blocked Point After Touchdown

CHARGERS — Isaac Rochell, Sept. 27, 2020 vs. Carolina
(Joey Slye, first attempt)
OPPONENT — Denico Autry, Dec. 31, 2017 vs. Oakland
(Nick Rose, third attempt)
CHARGERS — Never
OPPONENT — Never

PUNTING

80-Yard Punt

CHARGERS — JK Scott, Dec. 11, 2023 vs. Denver (83 yards)
OPPONENT — Dustin Colquitt, Dec. 2, 2007 at Kansas City (81 yards)
CHARGERS — *Never*
OPPONENT — *Never*

70-Yard Punt

CHARGERS — JK Scott, Dec. 11, 2023 vs. Denver (83 yards)
OPPONENT — Bryce Baringer, Dec. 3, 2023 at New England (70 yards)
CHARGERS — *Never*
OPPONENT — Ray Guy, AFC Championship, Jan. 11, 1981 vs. Oakland (71 yards)

60-Yard Punt

CHARGERS — JK Scott, Oct. 27, 2024 vs. New Orleans (67 yards)
OPPONENT — Ryan Rehkow, Nov. 17, 2024 vs. Cincinnati (64 yards)
CHARGERS — Mike Scifres, AFC Divisional, Jan. 12, 2014 at Denver (62 yards)
OPPONENT — Hunter Smith, AFC Wild Card, Jan. 3, 2009 vs. Indianapolis (63 yards)

Blocked Punt

CHARGERS — Jerry Attaochu of Drew Butler, Sept. 8, 2014 at Arizona
OPPONENT — Miles Killebrew of Ty Long, Nov. 21, 2021 vs. Pittsburgh
CHARGERS — *Never*
OPPONENT — Lou Piccone of Rick Partridge, AFC Divisional, Jan. 3, 1981 vs. Buffalo

10 or More Punts, Individual

CHARGERS — Drew Kaser, Nov. 12, 2017 at Jacksonville (10 punts for 485 yards)
OPPONENT — Chad Stanley, Sept. 15, 2002 vs. Houston (10 punts for 406 yards)
CHARGERS — *Never*
OPPONENT — *Never*

No Punts

CHARGERS — Dec. 26, 2021 at Houston
OPPONENT — Sept. 19, 2010 vs. Jacksonville
CHARGERS — *Never*
OPPONENT — AFC Divisional, Jan. 12, 2014 at Denver

OTHER SPECIAL TEAMS

Kickoff Returned for Touchdown

CHARGERS — Andre Roberts, Jan. 2, 2022 vs. Denver (101 yards)
OPPONENT — Mecole Hardman, Dec. 29, 2019 at Kansas City (104 yards)
CHARGERS — Andre Coleman, Super Bowl XXIX at Joe Robbie Stadium, Jan. 29, 1995 vs. San Francisco (98 yards)
OPPONENT — *Never*

Punt Returned for Touchdown

CHARGERS — Derius Davis, Nov. 6, 2023 at New York Jets (87 yards)
OPPONENT — Gunner Olszewski, Dec. 6, 2020, vs. New England (70 yards)
CHARGERS — Wes Chandler, AFC Divisional, Jan. 2, 1982 at Miami (58 yards)
OPPONENT — Antonio Holmes, AFC Divisional, Jan. 11, 2009 at Pittsburgh (67 yards)

Blocked Punt Returned for Touchdown

CHARGERS — Jacob Hester, Oct. 25, 2009 at Kansas City (Recovered own blocked Dustin Colquitt punt in end zone)
OPPONENT — Daniel Thomas, Oct. 25, 2020 vs. Jacksonville (Recovered own blocked Ty Long punt, returned recovery 16 yards)
CHARGERS — *Never*
OPPONENT — *Never*

Recovered Own Onside Kick Attempt

CHARGERS — Darrell Stuckey of Nick Novak kick, Nov. 18, 2012 at Denver
OPPONENT — Keion Crossen of Riley Dixon kick, Dec. 12, 2021 vs. New York Giants
CHARGERS — Richard Marshall of Nick Novak kick, AFC Divisional, Jan. 12, 2014 at Denver
OPPONENT — *Never*

OTHER DEFENSE

Shutout Posted

CHARGERS — Dec. 3, 2023 at New England (6-0, Chargers win)
OPPONENT — Dec. 6, 2020 vs. New England (45-0, Patriots win)
CHARGERS — AFC Wild Card, Jan. 2, 1993 vs. Kansas City (Chargers win, 17-0)
OPPONENT — AFC Divisional, Jan. 10, 1993 at Miami (Dolphins win, 31-0)

Fumble Returned for Touchdown

CHARGERS — Tevaughn Campbell, Dec. 5, 2021 at Cincinnati (61 yards)
OPPONENT — Mike Edwards, Jan. 7, 2024 vs. Kansas City (97 yards)
CHARGERS — *Never*
OPPONENT — Guy Ruff, AFC Wild Card, Jan. 9, 1983 at Pittsburgh (Recovered opening kickoff fumble in end zone)

Safety Scored

CHARGERS — Oct. 23, 2022 vs. Seattle (Kenneth Walker III tackled by Sebastian Joseph-Day and Troy Reeder in end zone)
OPPONENT — Oct. 27, 2024 vs. New Orleans (JK Scott fumbled out end zone)
CHARGERS — AFC Divisional, Jan. 8, 1995 vs. Miami (Bernie Parmalee tackled in end zone by Reuben Davis)
OPPONENT — *Never*

MISCELLANEOUS

No Penalties

CHARGERS — Oct. 9, 2011 at Denver (Chargers win, 29-24)
OPPONENT — Dec. 4, 2005 vs. Oakland (Raiders win, 34-10)
CHARGERS — *Never*
OPPONENT — AFC Divisional, Jan. 10, 1993 at Miami (Dolphins win, 31-0)

Game Without Touchdown

CHARGERS — Oct. 21, 2024 at Arizona (Cardinals win 17-15)
OPPONENT — Oct. 27, 2024 vs. New Orleans (Chargers win 26-8)
CHARGERS — AFC Championship, Jan. 20, 2008 at New England (Patriots win, 21-12)
OPPONENT — AFC Wild Card, Jan. 6, 2008 vs. Tennessee (Chargers win, 17-6)

50 Points, Game

CHARGERS — Nov. 19, 2017 vs. Buffalo (Chargers win, 54-24)
OPPONENT — Dec. 14, 2023 at Las Vegas (Raiders win, 63-21)
CHARGERS — AFL Championship, Jan. 5, 1964 vs. Boston (Chargers win, 51-10)
OPPONENT — *Never*

40 Points, Game

CHARGERS — Dec. 5, 2021 at Cincinnati (Chargers win, 41-22)
OPPONENT — Dec. 14, 2023 at Las Vegas (Raiders win, 63-21)
CHARGERS — AFC Divisional, Jan. 2, 1982 at Miami (Chargers win, 41-38)
OPPONENT — AFC Divisional, Jan. 13, 2019 at New England (Patriots win, 41-28)

600 Yards Total Offense, Game

CHARGERS — Dec. 20, 1982 vs. Cincinnati (661 yards)
OPPONENT — Oct. 1, 2000 at St. Louis (614 yards)
CHARGERS — AFL Championship, Jan. 5, 1964 vs. Boston (610 yards)
OPPONENT — *Never*

500 Yards Total Offense, Game

CHARGERS — Dec. 8, 2019 at Jacksonville (525 yards)
OPPONENT — Nov. 12, 2023 vs. Detroit (533 yards)
CHARGERS — AFC Divisional, Jan. 2, 1982 at Miami (564 yards)
OPPONENT — *Never*

WEEKLY RANKINGS

2024 WEEKLY NFL RANKINGS

Week	Opp.	Offense			Defense		
		Total	Rush	Pass	Total	Rush	Pass
1	LV	13	5	23	15	4	25
2	at Car	12	2	28	2	6	6
3	at Pit	25	7	31	6	6	10
4	KC	28	11	31	7	5	12
5	BYE	29	9	31	5	6	10
6	at Den	28	10	29	6	6	8
7	at Ari	25	18	24	7	9	9
8	NO	23	20	23	9	11	9
9	at Cle	T-22	20	21	8	8	11
10	Ten	T-22	20	21	8	8	11
11	Cin	22	19	22	6	9	9
12	Bal	18	12	19	11	10	12
13	at Atl						
14	at KC						
15	TB						
16	Den						
17	at NE						
18	at LV						
Chargers in 2023		18	25	13	28	17	30
Chargers in 2022		9	30	3	20	28	7
Chargers in 2021		4	21	T-2	23	30	12
Chargers in 2020		9	18	6	10	18	9
Chargers in 2019		10	28	6	6	18	5
Chargers in 2018		11	15	10	9	9	9
Chargers in 2017		4	24	1	15	31	3
Chargers in 2016		14	26	8	16	10	20
Chargers in 2015		9	31	4	20	27	T-14
Chargers in 2014		18	30	10	9	26	4
Chargers in 2013		5	13	4	23	12	29
Chargers in 2012		31	27	24	9	6	18
Chargers in 2011		6	16	6	16	20	13
Chargers in 2010		1	15	2	1	4	1
Chargers in 2009		10	31	5	16	20	11
Chargers in 2008		11	20	7	25	11	31
Chargers in 2007		20	7	26	14	16	14
Chargers in 2006		4	2	16	10	7	13
Chargers in 2005		10	9	12	13	1	28
Chargers in 2004		10	6	16	18	3	31
Chargers in 2003		14	6	19	27	T-25	21
Chargers in 2002		16	8	22	30	11	32

2024 REGULAR-SEASON RANKINGS

LOS ANGELES CHARGERS (Team)

Category	NFL	AFC
Turnover Margin (8)	5	3
Points Scored (22.0)	18	7
Points Allowed (14.5)	1	1
Total Offense (326.4)	18	6
Rushing (121.6)	12	4
Passing (204.8)	19	8
Total Defense (317.1)	11	8
vs. Rush (110.5)	10	6
vs. Pass (206.6)	12	7
Third-Down Offense (38.81%)	15	7
Third-Down Defense (32.33%)	2	1
Red-Zone Offense (53.85%)	21	11
Red-Zone Defense (40.91%)	2	1

LOS ANGELES CHARGERS (Individual)

Category	NFL	AFC
Passing		
Rating: Justin Herbert (102.1)	6	3
Yards: Justin Herbert (2,186)	17	8
Touchdowns: Justin Herbert (13)	T-12	7
Rushing		
Attempts: J.K. Dobbins (152)	T-14	5
Yards: J.K. Dobbins (726)	9	2
Touchdowns: J.K. Dobbins (8)	T-5	3
Receiving		
Receptions: Ladd McConkey (43)	T-33	T-17
Yards: Ladd McConkey (615)	18	8
Touchdowns: Quentin Johnston (6)	T-4	2
Defense		
Total Tackles: Daiyan Henley (89)	14	10
Solo Tackles: Daiyan Henley (57)	T-8	T-6
INTs: Elijah Molden (3)	T-8	T-3
Sacks: Tuli Tuipulotu (7.0)	T-11	T-7

GAME-BY-GAME STARTERS

OFFENSIVE STARTERS

		WR	WR	TE	LT	LG	C	RG	RT	QB	RB	3WR	FB	2TE
Sept. 8	LV	J.Palmer	L.McConkey	W.Dissly	R.Slater	Z.Johnson	B.Bozeman	T.Pipkins	J.Alt	J.Herbert	G.Edwards	—	S.Matlock	—
Sept. 15	at Car	D.Davis	Q.Johnston	H.Hurst	R.Slater	Z.Johnson	B.Bozeman	T.Pipkins	J.Alt	J.Herbert	J.Dobbins	—	—	W.Dissly
Sept. 22	at Pit	L.McConkey	Q.Johnston	W.Dissly	R.Slater	Z.Johnson	B.Bozeman	T.Pipkins	J.Alt	J.Herbert	J.Dobbins	—	S.Matlock	—
Sept. 29	KC	L.McConkey	Q.Johnston	W.Dissly	J.Salyer	Z.Johnson	C.Bozeman	S.Mustipher	T.Pipkins	J.Herbert	J.Dobbins	—	S.Matlock	—
Oct. 13	at Den	L.McConkey	Q.Johnston	H.Hurst	R.Slater	Z.Johnson	B.Bozeman	T.Pipkins	J.Alt	J.Herbert	J.Dobbins	—	S.Matlock	—
Oct. 21	at Ari	L.McConkey	J. Palmer	E.Tomlinson	R. Slater	Z. Johnson	B. Bozeman	T. Pipkins	J. Alt	J. Herbert	J. Dobbins	S. Fehoko	—	—
Oct. 27	NO	L.McConkey	J. Palmer	W.Dissly	R. Slater	Z. Johnson	B. Bozeman	T. Pipkins	J. Alt	J. Herbert	J. Dobbins	S. Fehoko	—	—
Nov. 3	at Cle	L.McConkey	Q.Johnston	W.Dissly	R. Slater	Z. Johnson	B. Bozeman	T. Pipkins	J. Alt	J. Herbert	J. Dobbins	—	S.Matlock	—
Nov. 10	Ten	L.McConkey	Q.Johnston	W.Dissly	R. Slater	Z. Johnson	B. Bozeman	J.Salyer	J. Alt	J. Herbert	J. Dobbins	J.Reagor	—	—
Nov. 17	Cin	L.McConkey	Q.Johnston	T.Fisk	R. Slater	Z. Johnson	B. Bozeman	T. Pipkins	J. Alt	J. Herbert	G.Edwards	J.Palmer	—	—
Nov. 25	Bal													
Dec. 1	at Atl													
Dec. 8	at KC													
Dec. 15	TB													
Dec. 22	Den													
TBD	at NE													
TBD	at LV													

DEFENSIVE STARTERS

		OLB	DL	DL	DL	OLB	LB	LB	CB	CB	S	S	3CB	3S
Sept. 8	LV	K.Mack	P.Ford	O.Ogbonnia	—	J.Bosa	D.Henley	D.Perryman	K.Fulton	A.Samuel	D.James	A.Gilman	J.Taylor	—
Sept. 15	at Car	K.Mack	P.Ford	O.Ogbonnia	—	J.Bosa	D.Henley	D.Perryman	K.Fulton	A.Samuel	D.James	E.Molden	J.Taylor	—
Sept. 22	at Pit	K.Mack	P.Ford	O.Ogbonnia	—	J.Bosa	D.Henley	D.Perryman	K.Fulton	A.Samuel	D.James	A.Gilman	—	E.Molden
Sept. 29	KC	K.Mack	P.Ford	O.Ogbonnia	—	T.Tuipulotu	D.Henley	D.Perryman	K.Fulton	A.Samuel	E.Molden	A.Gilman	J.Taylor	—
Oct. 13	at Den	K.Mack	P.Ford	O.Ogbonnia	—	T.Tuipulotu	D.Henley	D.Perryman	K.Fulton	C.Hart	D.James	A.Gilman	T.Still	—
Oct. 21	at Ari	K.Mack	P.Ford	O.Ogbonnia	M.Fox	T.Tuipulotu	D.Henley	D.Perryman	C.Hart	T.Still	D.James	A.Gilman	—	—
Oct. 27	NO	K.Mack	P.Ford	O.Ogbonnia	—	T.Tuipulotu	D.Henley	D.Perryman	K.Fulton	C.Hart	D.James	A.Gilman	E.Molden	—
Nov. 3	at Cle	K.Mack	P.Ford	O.Ogbonnia	—	T.Tuipulotu	D.Henley	D.Perryman	C.Hart	E.Molden	D.James	A.Gilman	T.Still	—
Nov. 10	Ten	K.Mack	P.Ford	O.Ogbonnia	—	T.Tuipulotu	D.Henley	D.Perryman	C.Hart	E.Molden	D.James	A.Gilman	T.Still	—
Nov. 17	Cin	J.Bosa	P.Ford	O.Ogbonnia	—	T.Tuipulotu	D.Henley	D.Perryman	C.Hart	E.Molden	D.James	A.Gilman	K.Fulton	—
Nov. 25	Bal													
Dec. 1	at Atl													
Dec. 8	at KC													
Dec. 15	TB													
Dec. 22	Den													
TBD	at NE													
TBD	at LV													

WEEKLY INACTIVES

Sept. 8	Las Vegas:	Taylor Heinicke, Tarheeb Still, Kimani Vidal, Jordan McFadden, Brenden Rice, Justin Eboigbe.
Sept. 15	at Carolina:	Taylor Heinicke, Tarheeb Still, Kimani Vidal, Alohi Gilman, Jordan McFadden, Brenden Rice, Justin Eboigbe.
Sept. 22	at Pittsburgh:	Joshua Palmer, Junior Colson, Tarheeb Still, Kimani Vidal, Jordan McFadden, Justin Eboigbe.
Sept. 29	Kansas City:	Junior Colson, Kimani Vidal, Deane Leonard, Ja'Sir Taylor, Rashawn Slater, Joe Alt, Joey Bosa.
Oct. 13	at Denver:	Easton Stick, Tony Jefferson, Ja'Sir Taylor, Jordan McFadden, Brenden Rice, Joey Bosa.
Oct. 21	at Arizona:	Quentin Johnston, Easton Stick, Derius Davis, Brenden Jaimes, Jordan McFadden, Hayden Hurst, Joey Bosa.
Oct. 27	New Orleans:	Quentin Johnston, Easton Stick, Derius Davis, Jordan McFadden, Hayden Hurst, Justin Eboigbe.
Nov. 3	at Cleveland:	Easton Stick, Kristian Fulton, DJ Chark Jr., Brenden Jaimes, Jordan McFadden, Stone Smartt, Justin Eboigbe.
Nov. 10	Tennessee:	Easton Stick, Kristian Fulton, Kimani Vidal, Jordan McFadden, Trey Pipkins III, Stone Smartt, Justin Eboigbe
Nov. 17	Cincinnati:	Easton Stick, DJ Chark Jr., Kimani Vidal, Khalil Mack, Brenden Jaimes, Jordan McFadden, Hayden Hurst.
Nov. 25	Baltimore:	
Dec. 1	at Atlanta:	
Dec. 8	at Kansas City:	
Dec. 15	Tampa Bay:	
Dec. 22	Denver:	
TBD	at New England:	
TBD	at Las Vegas:	

SEASON TOTALS

Name	No.	Name	No.	Name	No.
Jordan McFadden	9	DJ Chark Jr.	2	Tony Jefferson	1
Justin Eboigbe	6	Derius Davis	2	Deane Leonard	1
Easton Stick	6	Kristian Fulton	2	Khalil Mack	1
Kimani Vidal	6	Taylor Heinicke	2	Joshua Palmer	1
Joey Bosa	4	Quentin Johnston	2	Trey Pipkins III	1
Hayden Hurst	3	Stone Smartt	2	Rashawn Slater	1
Brenden Jaimes	3	Ja'Sir Taylor	2		
Brenden Rice	3	Joe Alt	1		
Tarheeb Still	3	Alohi Gilman	1		
Junior Colson	2				

CHARGERS AND OPPONENT WEEKLY LEADERS

REGULAR-SEASON WEEKLY LEADERS, LOS ANGELES CHARGERS

		Scoring		Pass Yds.	Carries	Rush Yds.		Catches	Rec. Yds.		Tackles (Solo)		Sacks				
Sept. 8	Las Vegas:	Dicker	10	Herbert	144	Edwards	11	Dobbins	135	McConkey	5	McConkey	39	Two Tied	7 (6)	Mack	1.5
Sept. 15	at Carolina:	Johnston	12	Herbert	130	Edwards	18	Dobbins	131	Johnston	5	Johnston	51	Henley	9 (5)	Two tied	1.0
Sept. 22	at Pittsburgh:	Johnston	6	Herbert	125	Dobbins	15	Dobbins	44	Three Tied	3	McConkey	44	Henley	12 (9)	Two tied	1.0
Sept. 29	Kansas City:	McConkey	6	Herbert	179	Dobbins	14	Dobbins	32	McConkey	5	McConkey	67	Two Tied	8	Dupree	2.0
Oct. 13	at Denver:	Dicker	11	Herbert	237	Dobbins	25	Dobbins	96	Two tied	4	Fehoko	44	Gilman	10 (6)	Two tied	1.0
Oct. 21	at Arizona:	Dicker	15	Herbert	349	Dobbins	14	Dobbins	40	Dissly	8	Dissly	81	James	8 (5)	None	
Oct. 27	New Orleans:	McConkey	12	Herbert	279	Dobbins	17	Dobbins	57	McConkey	6	McConkey	111	Henley	10 (6)	Five tied	1.0
Nov. 3	at Cleveland:	Dobbins	12	Herbert	282	Dobbins	14	Dobbins	85	McConkey	5	Johnston	118	Henley	13 (8)	Tuipulotu	2.5
Nov. 10	Tennessee:	Dicker	9	Herbert	164	Dobbins	15	Edwards	55	Dissly	5	McConkey	52	Henley	13 (10)	Two tied	2.0
Nov. 17	Cincinnati:	Dobbins	12	Herbert	297	Dobbins	11	Herbert	65	McConkey	6	McConkey	123	Henley	11 (5)	Tuipulotu	1.5
Nov. 25	Baltimore:																
Dec. 1	at Atlanta:																
Dec. 8	at Kansas City:																
Dec. 15	Tampa Bay:																
Dec. 22	Denver:																
TBD	at New England:																
TBD	at Las Vegas:																

REGULAR-SEASON WEEKLY LEADERS, OPPONENT

		Scoring		Pass Yds.	Carries	Rush Yds.		Catches	Rec. Yds.		Tackles (Solo)		Sacks				
Sept. 8	Las Vegas:	Mattison	6	Minschew II	257	White	13	White	44	Bowers	6	Meyers	61	Spillane	10 (7)	Crosby	1.0
Sept. 15	at Carolina:	Pineiro	3	Young	84	Hubbard	10	Hubbard	64	Hubbard	4	Tremble	23	Thompson	14 (8)	Two tied	0.5
Sept. 22	at Pittsburgh:	Boswell	8	Fields	245	Harris	18	Harris	70	Two Tied	5	Pickens	57	Queen	12 (9)	Herbig	2.0
Sept. 29	Kansas City:	Two tied	6	Mahomes	245	Hunt	14	Hunt	69	Kelce	7	Kelce	89	Tranquill	10 (7)	Jones	2.0
Oct. 13	at Denver:	Two tied	6	Nix	216	Two tied	6	Nix	61	Two tied	4	Vele	48	Jones	12 (11)	Two tied	1.0
Oct. 21	at Arizona:	Two tied	6	Murray	145	Conner	19	Conner	101	McBride	5	Two tied	51	White	10 (3)	Three tied	1.0
Oct. 27	New Orleans:	Grupe	6	Rattler	156	Kamara	10	Kamara	67	Olave	8	Olave	107	Werner	9 (7)	Two tied	1.0
Nov. 3	at Cleveland:	Tillman	6	Winston	235	Chubb	15	Chubb	39	Jeudy	7	Tillman	75	Bush	8 (6)	Garrett	3.0
Nov. 10	Tennessee:	Ridley	12	Levis	175	Pollard	9	Spears	47	Ridley	5	Ridley	84	Gibbens	15 (10)	None	
Nov. 17	Cincinnati:	Chase	12	Burrow	356	Brown	22	Brown	86	Higgins	9	Higgins	148	Stone	9 (8)	Ossai	1.0
Nov. 25	Baltimore:																
Dec. 1	at Atlanta:																
Dec. 8	at Kansas City:																
Dec. 15	Tampa Bay:																
Dec. 22	Denver:																
TBD	at New England:																
TBD	at Las Vegas:																

REGULAR SEASON SINGLE-GAME HIGHS

INDIVIDUAL

Passing

Longest Scoring Pass — 66, J.Herbert to Q. Johnston,
Nov. 3 at Cleveland
Longest Non-Scoring Pass — 45, J.Herbert to J.Palmer,
Oct. 27 vs. New Orleans
Most Passing Attempts — 39, J.Herbert, Oct. 21 at Arizona
Most Completions — 27, J.Herbert, Oct. 21 at Arizona
Most Passing Yards — 349, J.Herbert, Oct. 21 at Arizona
Most Passing Touchdowns — 2, Last: J.Herbert, Nov. 17 vs. Cincinnati
Highest Completion Percentage (min. 20 att.) — 70.0, J.Herbert,
Sept. 15 at Car.
Highest Passer Rating (min. 20 att.) — 125.8, J.Herbert,
Nov. 3 at Cleveland

Rushing

Longest Scoring Run — 43, J.Dobbins, Sept. 15 at Car.
Longest Non-Scoring Run — 61, J.Dobbins, Sept. 8 vs. L.V.
Most Rushing Attempts — 25, J.Dobbins, Oct. 13 at Den.
Most Rushing Yards — 135, J.Dobbins, Sept. 8 vs. L.V.
Most Rushing Touchdowns — 2, Last: J.Dobbins, Nov. 17 vs. Cincinnati

Receiving

Most Receptions — 8, W.Dissly, Oct. 21 at Arizona
Most Receiving Yards — 123, L. McConkey, Nov. 17 vs. Cincinnati
Most Receiving Touchdowns — 2, Last: L. McConkey,
Oct. 27 vs. New Orleans

Total Offense

Most Total Yards from Scrimmage — 139, J.Dobbins, Sept. 8 vs. L.V.
Most Touchdowns — 2, Last: L. McConkey,
Oct. 27 vs. New Orleans

Special Teams

Longest Punt — 67, J.Scott, Oct. 27 vs. New Orleans
Longest Field Goal — 59, C.Dicker, Oct. 21 at Arizona
Most Attempted Field Goals — 5, C. Dicker, Oct. 21 at Arizona
Most Made Field Goals — 5, C. Dicker, Oct. 21 at Arizona

Returns

Longest Kickoff Return — 56, D.Davis, Nov. 10 vs. Tennessee
Longest Punt Return — 53, D.Davis, Nov. 3 at Cleveland
Longest Interception Return — 29, K.Fulton, Sept. 29 vs. K.C.
Longest Fumble Return — 22, K.Mack, Sept. 8 vs. L.V.

Defense

Most Interceptions — 1, Last: E. Molden, A.Gilman and T.Still,
Nov. 3 at Cleveland
Most Tackles — 13, Last: D.Henley, Nov. 10 vs. Tennessee
Most Solo Tackles — 10, D.Henley, Nov. 10 vs. Tennessee
Most Sacks — 2.5, T.Tuipulotu, Nov. 3 at Cleveland
Most Passes Defensed — 3, Last: K. Fulton,
Nov. 17 vs. Cincinnati

TEAM

Most, Offense

First Downs — 24, Nov. 17 vs. Cincinnati
Rushing Attempts — 44, Sept. 15 at Carolina
Rushing Yards — 219, Sept. 15 at Carolina
Rushing Touchdowns — 2, Last: Nov. 17 vs. Cincinnati
Passing Attempts — 39, Oct. 21 at Arizona
Completions — 27, Oct. 21 at Arizona
Net Passing Yards — 336, Oct. 21 at Arizona
Touchdowns Thrown — 2, Last: Nov. 17 vs. Cincinnati
Offensive Plays — 78, Oct. 13 at Denver
Total Offense — 435, Nov. 17 vs. Cincinnati
Time of Possession — 37:23, Oct. 13 at Denver

Most, Turnovers

Turnovers — 2, Oct. 21 at Arizona
Interceptions Thrown — 1, Sept. 15 at Carolina
Fumbles — 3, Oct. 21 at Arizona
Fumbles Lost — 2, Oct. 21 at Arizona

Longest Scoring Drives

Plays — 20, Oct. 13 at Denver
Yards — 95, Nov. 10 vs. Tennessee
Time — 10:29, Oct. 13 at Denver

Shortest Scoring Drives

Plays — 2, Oct. 27 vs. New Orleans
Yards — 5, Sept. 8 vs. Las Vegas
Time — 0:27, Nov. 17 vs. Cincinnati

Fewest, Defense

First Downs Allowed — 7, Sept. 15 at Carolina
Rushing Attempts Allowed — 18, Oct. 13 at Denver
Rushing Yards Allowed — 71, Sept. 8 vs. Las Vegas
Passing Attempts Allowed — 23, Nov. 10 vs. Tennessee
Completions Allowed — 14, Oct. 21 at Arizona
Net Passing Yards Allowed — 69, Sept. 8 vs. Las Vegas
Total Plays Allowed — 48, Sept. 15 at Carolina
Total Yards Allowed — 159, Sept. 15 at Carolina

Most, Defense

Takeaways — 3, Last: Nov. 3 at Cleveland
Interceptions — 3, Nov. 3 at Cleveland
Fumbles Forced — 2, Sept. 8 vs. Las Vegas
Fumbles Recovered — 2, Sept. 8 vs. Las Vegas
Passes Defensed — 12, Nov. 3 at Cleveland
Sacks — 7, Nov. 10 vs. Tennessee

GAME-BY-GAME PASSES DEFENSED

Sept. 8	Las Vegas:	Poona Ford (2), Junior Colson (1), Bud Dupree (1), Khalil Mack (1).
Sept. 15 at	Carolina:	Kristian Fulton (1), Deane Leonard (1), Scott Matlock (1), Elijah Molden (1), Asante Samuel Jr. (1).
Sept. 22 at	Pittsburgh:	Bud Dupree (1), Alohi Gilman (1), Daiyan Henley (1), Asante Samuel Jr. (1).
Sept. 29	Kansas City:	Kristian Fulton (2), Poona Ford (1), Khalil Mack (1), Tuli Tuipulotu (1).
Oct. 13 at	Denver:	Derwin James Jr. (2), Alohi Gilman (1), Khalil Mack (1), Elijah Molden (1), Tarheeb Still (1).
Oct. 21 at	Arizona:	Khalil Mack (2), Cam Hart (1), Daiyan Henley (1), Teair Tart (1), Ja'Sir Taylor (1).
Oct. 27	New Orleans:	Ja'Sir Taylor (2), Daiyan Henley (1), Tuli Tuipulotu (1), Teair Tart (1).
Nov. 3 at	Cleveland:	Elijah Molden (3), Tarheeb Still (3), Derwin James Jr. (2), Daiyan Henley (1), Alohi Gilman (1), Morgan Fox (1), Nick Niemann (1).
Nov. 10	Tennessee:	Cam Hart (1).
Nov. 17	Cincinnati:	Kristian Fulton (3), Cam Hart (2), Eli Apple (1), Daiyan Henley (1), Derwin James Jr. (1), Tarheeb Still (1), Ja'Sir Taylor (1).
Nov. 25	Baltimore:	
Dec. 1 at	Atlanta:	
Dec. 8 at	Kansas City:	
Dec. 15	Tampa Bay:	
Dec. 22	Denver:	
TBD at	New England:	
TBD at	Las Vegas:	

SEASON TOTALS (59)

Name	No.	Name	No.
Kristian Fulton	6	Bud Dupree	2
Daiyan Henley	5	Asante Samuel Jr.	2
Derwin James Jr.	5	Teair Tart	2
Khalil Mack	5	Tuli Tuipulotu	2
Elijah Molden	5	Eli Apple	1
Tarheeb Still	5	Junior Colson	1
Cam Hart	4	Morgan Fox	1
Ja'Sir Taylor	4	Deane Leonard	1
Poona Ford	3	Scott Matlock	1
Alohi Gilman	3	Nick Niemann	1

GAME-BY-GAME SACKS

Sept. 8	Las Vegas:	Khalil Mack (1.5), Joey Bosa (1.0), Team Sacks (1.0), Morgan Fox (0.5).
Sept. 15 at	Carolina:	Joey Bosa (1.0), Denzel Perryman (1.0).
Sept. 22 at	Pittsburgh:	Derwin James Jr. (1.0), Khalil Mack (1.0).
Sept. 29	Kansas City:	Bud Dupree (2.0), Troy Dye (0.5), Tarheeb Still (0.5).
Oct. 13 at	Denver:	Morgan Fox (1.0), Alohi Gilman (1.0).
Oct. 21 at	Arizona:	None.
Oct. 27	New Orleans:	Khalil Mack (1.0), Bud Dupree (1.0), Poona Ford (1.0), Scott Matlock (1.0), Tuli Tuipulotu (1.0).
Nov. 3 at	Cleveland:	Tuli Tuipulotu (2.5), Morgan Fox (2.0), Khalil Mack (1), Cam Hart (0.5).
Nov. 10	Tennessee:	Bud Dupree (2.0), Tuli Tuipulotu (2.0), Joey Bosa (1.0), Poona Ford (1.0), Daiyan Henley (1.0).
Nov. 17	Cincinnati:	Tuli Tuipulotu (1.5), Poona Ford (1.0), Derwin James Jr. (0.5).
Nov. 25	Baltimore:	
Dec. 1 at	Atlanta:	
Dec. 8 at	Kansas City:	
Dec. 15	Tampa Bay:	
Dec. 22	Denver:	
TBD at	New England:	
TBD at	Las Vegas:	

SEASON TOTALS (34.0)

Name	No.	Name	No.
Tuli Tuipulotu	7.0	Denzel Perryman	1.0
Bud Dupree	5.0	Troy Dye	0.5
Khalil Mack	4.5	Cam Hart	0.5
Morgan Fox	3.5	Tarheeb Still	0.5
Joey Bosa	3.0	Team	1.0
Poona Ford	3.0		
Derwin James Jr.	1.5		
Daiyan Henley	1.0		
Scott Matlock	1.0		
Alohi Gilman	1.0		

RECORDS

INDIVIDUAL RECORDS

*NFL Record

POINTS

Most Seasons Leading League

- 1 Nate Kaeding, 2009
- LaDainian Tomlinson, 2006
- John Carney, 1994

Most, Career

- 1,076 John Carney, 1990-2000
- 918 LaDainian Tomlinson, 2001-09
- 889 Nate Kaeding, 2004-12

Most, Season

- 186* LaDainian Tomlinson, 2006
- 146 Nate Kaeding, 2009
- 144 Nick Novak, 2013

Most, Season, Non-Kickers

- 186* LaDainian Tomlinson, 2006
- 124 Austin Ekeler, 2021
- 120 LaDainian Tomlinson, 2005

Most, Season, Rookie

- 114 Nate Kaeding, 2004
- 106 Josh Lambo, 2015
- Dennis ParTEE, 1968
- 94 Herb Travenio, 1965

Most, Game

- 30 Kellen Winslow, Nov. 22, 1981 at Oakland
- 24 (10x) Last: Austin Ekeler, Nov. 21, 2021 vs. Pit.
- 20 Mike Williams, Dec. 13, 2018 at Kansas City

TOUCHDOWNS

Most Seasons Leading League

- 3 Lance Alworth, 1964, 1965, 1966
- 2 Austin Ekeler, 2021, 2022
- 1 LaDainian Tomlinson, 2006
- Chuck Muncie, 1981

Most, Career

- 153 LaDainian Tomlinson, 2001-09
- 116 Antonio Gates, 2003-18
- 83 Lance Alworth, 1962-70

Most, Season

- 31* LaDainian Tomlinson, 2006
- 20 Austin Ekeler, 2021
- LaDainian Tomlinson, 2005
- 19 Chuck Muncie, 1981

Most, Game

- 5 Kellen Winslow, Nov. 22, 1981 at Oakland
- 4 (10x) Last: Austin Ekeler, Nov. 21, 2021 vs. Pit.
- 3 (46x) Last: A.Ekeler, Oct. 2, 2022 at Hou.

Most Consecutive Games

- 18* LaDainian Tomlinson, 2004-05
- 10 LaDainian Tomlinson, 2006
- 9 Antonio Gates, 2009-10
- Natrone Means, 1993-94
- Lance Alworth, 1963

POINTS AFTER TOUCHDOWN

Most Seasons Leading League

- 2 Nate Kaeding, 2006
- Rolf Benirschke, 1981, 1982
- 1 Herb Travenio, 1965

Most, Career

- 349 Nate Kaeding, 2004-12
- 328 Rolf Benirschke, 1977-86
- 293 John Carney, 1990-2000

Most, Season

- 58 Nate Kaeding, 2006
- 55 Rolf Benirschke, 1981
- 54 Nate Kaeding, 2004

Most, Game

- 7 (6x) Last: N.Kaeding, Dec. 28, 2008 vs. Den.
- 6 (30x) Last: M.Badgley, Dec. 8, 2019 at. Jax.
- 5 (55x) Last: C.Dicker, Nov. 12, 2023 vs. Detroit

Most Consecutive

- 250 Nate Kaeding, 2004-09
- 128 Nick Novak, 2011-14
- 87 Rolf Benirschke, 1983-86

Most Attempts, Career

- 352 Rolf Benirschke, 1977-86
- 351 Nate Kaeding, 2004-12
- 298 John Carney, 1990-2000

Most Attempts, Season

- 61 Rolf Benirschke, 1981
- 58 Nate Kaeding, 2006
- 55 Nate Kaeding, 2004
- Bob Thomas, 1985

Most Attempts, Game

- 8 Rolf Benirschke, Nov. 22, 1981 at Oakland
- 7 (6x) Last: N.Kaeding, Dec. 28, 2008 vs. Den.
- 6 (38x) Last: M. Badgley, Dec. 8, 2019 at. Jax.

TWO-POINT CONVERSIONS

Most Seasons Leading League

- 1 Ladarius Green, 2015
- Mikhael Ricks, 1999
- Ronnie Harmon, 1994

Most, Career

- 3 Ronnie Harmon, 1990-95
- 2 Keenan Allen, 2013-23
- Jared Cook, 2021
- Austin Ekeler, 2017-23
- Mike Williams, 2017-23
- Antonio Gates, 2003-18
- Melvin Gordon, 2015-19
- Ladarius Green, 2012-15
- Legedu Naanee, 2007-10
- Dave Kocourek, 1960-65

Most, Season

- 3 Ronnie Harmon, 1994
- 2 Jared Cook, 2021
- Austin Ekeler, 2021
- Melvin Gordon, 2018
- Antonio Gates, 2018
- 1 (36x) Last: Trey Pipkins, 2023

Most, Game

- 2* Ladarius Green, Oct. 25, 2015 vs. Oakland
- 1 (44x) Last: Trey Pipkins, Sept. 17, 2023 at Ten.

FIELD GOALS

Most Seasons Leading League

- 1 Nate Kaeding, 2009
- John Carney, 1994

Most, Career

- 261 John Carney, 1990-2000
- 180 Nate Kaeding, 2004-12
- 146 Rolf Benirschke, 1977-86

Most, Season

- 34 Nick Novak, 2013
- John Carney, 1994
- 32 Nate Kaeding, 2009
- 31 Cameron Dicker, 2023
- John Carney, 1993, 1999

Most, Game

- 6 (3x) Last: G.Davis, Oct. 5, 1997 at Oakland
- 5 (13x) Last: C.Dicker, Oct. 21, 2024 at Arizona
- 4 (39x) Last: C.Dicker, Oct. 21, 2024 at Arizona

Most, Game, No Misses

- 6 (3x) Last: G.Davis, Oct. 5, 1997 at Oakland
- 5 (12x) Last: C.Dicker, Oct. 21, 2024 at Arizona
- 4 (28x) Last: C.Dicker, Oct. 21, 2024 at Arizona

Highest Percentage, Career (min. 100 att.)

- 87.0 Nate Kaeding, 2004-12 (180-of-207)
- 84.6 Nick Novak, 2011-14, '17 (110-of-130)
- 81.6 John Carney, 1990-2000 (261-of-320)

Highest Percentage, Season (min. 15 att.)

- 95.0 Cameron Dicker, 2022 (19-of-20)
- 93.9 Cameron Dicker, 2023 (31-of-33)
- 93.8 Michael Badgley, 2018 (15-of-16)

Most Consecutive

- 32 Nick Novak, 2013-14
- 29 John Carney, 1992-93
- 22 Nate Kaeding, 2009-10

Most Attempts, Career

- 320 John Carney, 1990-2000
- 208 Rolf Benirschke, 1977-86
- 207 Nate Kaeding, 2004-12

Most Attempts, Season

- 40 John Carney, 1993
- 39 Michael Badgley, 2020
- 38 John Carney, 1994

Most Attempts, Game

- 7 Dick Van Raaphorst, Oct. 8, 1966 at N.Y. Jets
- 6 (6x) Last: Steve Christie, Dec. 1, 2002 vs. Den.
- 5 (27x) Last: C.Dicker, Oct. 21, 2024 at Arizona

Longest

- 59 Cameron Dicker, Oct. 21, 2024 at Arizona
- Michael Badgley, Dec. 9, 2018 vs. Cincinnati
- 57 Nate Kaeding, Dec. 21, 2008 at Tampa Bay
- 55 Cameron Dicker, Nov. 6, 2023 at N.Y. Jets
- Cameron Dicker, Oct. 22, 2023 at Kansas City
- Nate Kaeding, Nov. 29, 2009 vs. Kansas City

RUSHING YARDS

Most Seasons Leading League

- 2 LaDainian Tomlinson, 2006, 2007
- 1 Dick Post, 1968
Paul Lowe, 1965

Most, Career

- 12,490 LaDainian Tomlinson, 2001-09
- 4,972 Paul Lowe, 1960-68
- 4,355 Austin Ekeler, 2017-23

Most, Season

- 1,815 LaDainian Tomlinson, 2006
- 1,683 LaDainian Tomlinson, 2002
- 1,645 LaDainian Tomlinson, 2003

Most, Game

- 243 LaDainian Tomlinson, Dec. 28, 2003 vs. Oak.
- 220 LaDainian Tomlinson, Dec. 1, 2002 vs. Denver
- 217 LaDainian Tomlinson, Sept. 29, 2002 vs. N.E.
Gary Anderson, Dec. 18, 1988 vs. Kansas City

Most Games 100 Yards or More, Career

- 46 LaDainian Tomlinson, 2001-09
- 15 Natrone Means, 1993-99
Paul Lowe, 1960-68
- 12 Ryan Mathews, 2010-14

Most Games 100 Yards or More, Season

- 10 LaDainian Tomlinson, 2006
- 7 LaDainian Tomlinson, 2002
Don Woods, 1974
- 6 Ryan Mathews, 2013
LaDainian Tomlinson, 2007
LaDainian Tomlinson, 2004
LaDainian Tomlinson, 2003
Natrone Means, 1994

Most Consecutive Games, 100 Yards or More

- 9 LaDainian Tomlinson, 2006
- 5 Natrone Means, 1994
- 4 LaDainian Tomlinson, 2007

Most Games 200 Yards or More, Career

- 4 LaDainian Tomlinson, 2001-09
- 1 Gary Anderson, 1985-88

Longest Run

- 87t Melvin Gordon, Oct. 29, 2017 at New England
Paul Lowe, Sept. 10, 1961 at Dallas Texans
- 86t Keith Lincoln, Sept. 30, 1962 at Oakland
- 85t LaDainian Tomlinson, Dec. 17, 2006 vs. K.C.

RUSHING TOUCHDOWNS

Most Seasons Leading League

- 3 LaDainian Tomlinson, 2004, 2006, 2007
- 1 Chuck Muncie, 1981
Paul Lowe, 1961, 1965

Most, Career

- 138 LaDainian Tomlinson, 2001-09
- 43 Chuck Muncie, 1980-84
- 39 Austin Ekeler, 2017-23

Most, Season

- 28* LaDainian Tomlinson, 2006
- 19 Chuck Muncie, 1981
- 18 LaDainian Tomlinson, 2005

Most, Game

- 4 LaDainian Tomlinson, Oct. 14, 2007 vs. Oak.
LaDainian Tomlinson, Nov. 12, 2006 at Cin.
LaDainian Tomlinson, Oct. 15, 2006 at S.F.
Chuck Muncie, Nov. 29, 1981 vs. Denver
Clarence Williams, Sept. 16, 1979 vs. Buffalo
- 3 (22x), Last: M.Gordon, Oct. 15, 2018 at Cle.
- 2 (126x), Last: J.Dobbins, Nov. 17, 2024 vs. Cin.

Most Consecutive Games

- 18* LaDainian Tomlinson, 2004-05
- 9 Natrone Means, 1993-94
- 8 LaDainian Tomlinson, 2006

RUSHING AVERAGE

Most Seasons Leading League (min. 100 att.)

- 2 Paul Lowe, 1960, 1965
- 1 Dickie Post, 1968
Brad Hubbard, 1967
Keith Lincoln, 1963

Highest, Career (minimum 500 att.)

- 4.90 Paul Lowe, 1960-68
- 4.71 Keith Lincoln, 1961-66, '68
- 4.43 Dickie Post, 1967-70

Highest, Season (minimum 100 att.)

- 6.45 Keith Lincoln, 1963
- 6.29 Paul Lowe, 1960
- 5.71 Paul Lowe, 1963

Highest, Game (minimum 10 att.)

- 14.7 Michael Turner, Oct. 7, 2007 at Denver
- 13.8 Keith Lincoln, Sept. 30, 1962 at Oakland
- 13.5 J.K. Dobbins, Sept. 8, 2024 vs. Las Vegas

RUSHING ATTEMPTS

Most, Career

- 2,880 LaDainian Tomlinson, 2001-09
- 1,059 Melvin Gordon, 2015-19
- 1,031 Marion Butts, 1989-93

Most, Season

- 372 LaDainian Tomlinson, 2002
- 348 LaDainian Tomlinson, 2006
- 343 Natrone Means, 1994

Most, Game

- 39 LaDainian Tomlinson, Oct. 20, 2002 at Oak.
Marion Butts, Dec. 17, 1989 at Kansas City
- 37 (3x) Last: L.Tomlinson, Nov. 21, 2004 at Oak.
- 36 LaDainian Tomlinson, Sept. 9, 2001 vs. Was.
Gary Brown, Oct. 5, 1997 at Oakland

PASSING ATTEMPTS

Most Seasons Leading League

- 2 Dan Fouts, 1980, 1981
John Hadl, 1968, 1971
- 1 Philip Rivers, 2015

Most, Career

- 7,591 Philip Rivers, 2004-19
- 5,604 Dan Fouts, 1973-87
- 3,640 John Hadl, 1962-72

Most, Season

- 699 Justin Herbert, 2022
- 672 Justin Herbert, 2021
- 661 Philip Rivers, 2015

Most, Game

- 65 Philip Rivers, Oct. 18, 2015 at Green Bay
- 64 Justin Herbert, Jan. 9, 2022 at Las Vegas (OT)
- 58 Philip Rivers, Oct. 25, 2015 vs. Oakland
Mark Herrmann, Dec. 22, 1985 at K.C.

PASS COMPLETIONS

Most Seasons Leading League

- 2 Dan Fouts, 1980, 1981
John Hadl, 1968, 1971
- 1 Philip Rivers, 2015

Most, Career

- 4,908 Philip Rivers, 2004-19
- 3,297 Dan Fouts, 1973-1987
- 1,824 John Hadl, 1962-1972

Most, Season

- 477 Justin Herbert, 2022
- 443 Justin Herbert, 2021
- 437 Philip Rivers, 2015

Most, Game

- 43 Philip Rivers, Oct. 18, 2015 at Green Bay
- 40 Justin Herbert, Sept. 24, 2023 at Minnesota
- 39 Justin Herbert, Dec. 11, 2022 vs. Miami

Most Consecutive

- 25* Philip Rivers, Nov. 25, 2018 vs. Arizona
- 22 Philip Rivers, Sept. 13, 2015 vs. Detroit –
Sept. 20, 2015 at Cincinnati
- 20 Philip Rivers, Sept. 13, 2015 vs. Detroit

COMPLETION PERCENTAGE

Most Seasons Leading League (min. 140 att.)

- 1 Philip Rivers, 2013
Mark Herrmann, 1985
Dan Fouts, 1979
Tobin Rote, 1963

Highest, Career (minimum 500 att.)

- 66.3 Justin Herbert, 2020-24
- 64.7 Philip Rivers, 2004-19
- 62.2 Drew Brees, 2001-05

Highest, Season (minimum 140 att.)

- 69.5 Philip Rivers, 2013
- 68.2 Justin Herbert, 2022
- 68.3 Philip Rivers, 2018

Highest, Game (minimum 20 att.)

- 96.6 Philip Rivers, Nov. 25, 2018 vs. Ari. (28-of-29)
- 90.0 Philip Rivers, Nov. 1, 2012 vs. K.C. (18-of-20)
- 88.0 Drew Brees, Oct. 31, 2004 vs. Oak. (22-of-25)

PASSING YARDS

Most Seasons Leading League

- 4 Dan Fouts, 1979, 1980, 1981, 1982
- 3 John Hadl, 1965, 1968, 1971
- 1 Philip Rivers, 2010

Most, Career

- 59,271 Philip Rivers, 2004-19
- 43,040 Dan Fouts, 1973-87
- 26,938 John Hadl, 1962-72

Most, Season

- 5,014 Justin Herbert, 2021
- 4,802 Dan Fouts, 1981
- 4,792 Philip Rivers, 2015

Most, Game

- 503 Philip Rivers, Oct. 18, 2015 at Green Bay
- 455 Philip Rivers, Sept. 26, 2010 at Seattle
- 444 Dan Fouts, Dec. 11, 1982 at San Francisco
Dan Fouts, Oct. 19, 1980 vs. N.Y. Giants

Most Games 300 Yards or More, Career

- 70 Philip Rivers, 2004-19
- 51 Dan Fouts, 1973-87
- 26 Justin Herbert, 2020-24

Most Games 300 Yards or More, Season

- 9 Justin Herbert, 2021
- 8 Justin Herbert, 2020
Philip Rivers, 2015, 2019
Dan Fouts, 1980
- 7 Dan Fouts, 1981, 1985

Most Consecutive Games, 300 Yards or More

- 5 Philip Rivers, 2015
- 4 Dan Fouts, 1979, 1980-81
- 3 Justin Herbert, 2020-21, 2021, 2022
Philip Rivers, 2010-11, 2016, 2017
Dan Fouts, 1980, 1985
John Hadl, 1967

Most Games 400 Yards or More, Career

- 11 Philip Rivers, 2004-19
- 6 Dan Fouts, 1973-87
- 1 Justin Herbert, 2020-24
Jim Harbaugh, 1999-2000

Longest Completion

- 99t* Stan Humphries, Sept. 18, 1994 at Seattle
- 91t Jack Kemp, Nov. 12, 1961 at Denver
- 88t Ed Luther, Dec. 3, 1984 vs. Chicago

TOUCHDOWN PASSES

Most Seasons Leading League

- 2 Dan Fouts, 1981, 1982
John Hadl, 1968, 1971
- 1 Philip Rivers, 2008

Most, Career

- 397 Philip Rivers, 2004-19
- 254 Dan Fouts, 1973-87
- 201 John Hadl, 1962-72

Most, Season

- 38 Justin Herbert, 2021
- 34 Philip Rivers, 2008
- 33 Philip Rivers, 2017-18
Dan Fouts, 1981

Most, Game

- 6 Dan Fouts, Nov. 22, 1981 at Oakland
- 5 (4x), Last: Drew Brees, Oct. 31, 2004 vs. Oak.
- 4 (32x), Last: J.Herbert, Nov. 12, 2023 vs. Det.

Most Consecutive Games

- 28 Philip Rivers, 2012-14
- 27 Philip Rivers, 2017-18
- 26 Justin Herbert, 2020-23

INTERCEPTIONS THROWN

Most Seasons Leading League (Most INTs)

- 2 Philip Rivers, 2014, 2016
John Hadl, 1968, 1972

Most, Career

- 242 Dan Fouts, 1973-87
- 211 John Hadl, 1962-72
- 198 Philip Rivers, 2004-19

Most, Season

- 32 John Hadl, 1968
- 26 John Hadl, 1972
- 25 John Hadl, 1971
Jack Kemp, 1960

Most, Game

- 6 Ed Luther, Oct. 31, 1983 vs. Washington
John Hadl, Dec. 8, 1968 vs. Kansas City
- 5 (9x), Last: C.Wheilihan, Dec. 13, 1998 at Sea.
- 4 (33x), Last: P.Rivers, Nov. 18, 2019 vs. K.C.

Fewest, Season (minimum 150 att.)

- 1 Justin Herbert, 2024 (277 att.)
Easton Stick, 2023 (174 att.)
- 3 Ed Luther, 1984 (151 att.)
- 4 Doug Flutie, 2003 (167 att.)
John Friesz, 1993 (238 att.)

Most Consecutive Attempts, None Intercepted

- 246 Justin Herbert, Sept. 15, 2024-Nov. 17, 2024
- 233 Justin Herbert, Dec. 26, 2022-Oct. 1, 2023
- 194 Drew Brees, Oct. 17-Dec. 5, 2004

Lowest Percentage, Season (minimum 150 att.)

- 0.4 Justin Herbert, 2024
- 0.6 Easton Stick, 2023
- 1.4 Justin Herbert, 2022
- 1.5 Justin Herbert, 2023

PASSER RATING

Most Seasons Leading League (min. 300 att.)

- 1 Philip Rivers, 2008

Highest, Career (minimum 500 att.)

- 96.3 Justin Herbert, 2020-24
- 95.1 Philip Rivers, 2004-19
- 84.9 Drew Brees, 2001-05

Highest, Season (minimum 300 att.)

- 105.5 Philip Rivers, 2008, 2013, 2018
- 104.8 Drew Brees, 2004
- 104.4 Philip Rivers, 2009

Highest, Game (minimum 20 att.)

- 157.1 Dan Fouts, Sept. 7, 1981 at Cleveland
- 154.4 Philip Rivers, Dec. 8, 2019 at Jacksonville
- 153.1 Drew Brees, Oct. 31, 2004 vs. Oakland

RECEIVING YARDS

Most Seasons Leading League

- 3 Lance Alworth, 1965, 1966, 1968
- 1 Wes Chandler, 1982
John Jefferson, 1980

Most, Career

- 11,841 Antonio Gates, 2003-18
- 10,530 Keenan Allen, 2013-23
- 9,584 Lance Alworth, 1962-70

Most, Season

- 1,602 Lance Alworth, 1965
- 1,393 Keenan Allen, 2017
- 1,383 Lance Alworth, 1966

Most, Game

- 260 Wes Chandler, Dec. 20, 1982 vs. Cincinnati
- 243 Wes Chandler, Sept. 15, 1985 vs. Seattle
- 232 Lance Alworth, Oct. 20, 1963 at Kansas City

Most Games 100 Yards or More, Career

- 41 Lance Alworth, 1962-70
- 38 Keenan Allen, 2013-23
- 24 Kellen Winslow, 1979-87

Most Games 100 Yards or More, Season

- 9 Lance Alworth, 1965
- 8 Lance Alworth, 1966
- 7 Keenan Allen, 2017
John Jefferson, 1980

Most Consecutive Games, 100 Yards or More

- 5 Lance Alworth, 1966
- 4 Keenan Allen, 2017
Wes Chandler, 1982
John Jefferson, 1979-80
Charlie Joiner, 1976
Lance Alworth, 1968
Lance Alworth, 1965
- 3 Keenan Allen, 2023
Kellen Winslow, 1982
Kellen Winslow, 1980
John Jefferson, 1980
John Jefferson, 1979
Gary Garrison, 1971
Lance Alworth, 1967
Lance Alworth, 1965
Lance Alworth, 1964

Most Games 200 Yards or More, Career

- 5* Lance Alworth, 1962-70
- 2 Wes Chandler, 1981-87
- 1 Keenan Allen, 2013-23
Malcom Floyd, 2004-15

Longest Reception

- 99t* Tony Martin, Sept. 18, 1994 at Seattle
- 91t Keith Lincoln, Nov. 12, 1961 at Denver
- 88t Bobby Duckworth, Dec. 3, 1984 at Chicago

RECEIVING AVERAGE

Most Seasons Leading League (min. 35 rec.)

- 1 Mike Williams, 2019
Malcom Floyd, 2011
Wes Chandler, 1982
Gary Garrison, 1970
Lance Alworth, 1965

Average per Catch, Career (minimum 250 rec.)

- 19.4 Lance Alworth, 1962-70
- 18.6 Gary Garrison, 1966-76
- 17.5 Vincent Jackson, 2005-11

Average per Catch, Season (minimum 35 rec.)

- 23.2 Lance Alworth, 1965
- 22.9 Gary Garrison, 1970
- 21.2 Gary Garrison, 1968, 1971

Highest, Game (minimum 5 rec.)

- 36.0 Lance Alworth, Nov. 2, 1963 at New York Jets
- 33.6 Lance Alworth, Nov. 15, 1964 at Kansas City
- 32.0 Lance Alworth, Dec. 19, 1965 vs. Oakland

RECEPTIONS

Most Seasons Leading League

- 3 Lance Alworth, 1966, 1968, 1969
- 2 Kellen Winslow, 1980, 1981

Most, Career

- 955 Antonio Gates, 2003-18
- 904 Keenan Allen, 2013-23
- 586 Charlie Joiner, 1976-86

Most, Season

- 108 Keenan Allen, 2023
- 107 Austin Ekeler, 2022
- 106 Keenan Allen, 2021

Most, Game

- 18 Keenan Allen, Sept. 24, 2023 at Minnesota
- 16 Keenan Allen, Nov. 22, 2020 vs. N.Y. Jets
- 15 Austin Ekeler, Oct. 6, 2019 vs. Denver
Keenan Allen, Sept. 13, 2015 vs. Detroit
Kellen Winslow, Oct. 7, 1984 at Green Bay

Most Consecutive Games With a Catch

- 96 Lance Alworth, 1962-69
- 80 Antonio Gates, 2003-08
- 78 Charlie Joiner, 1978-84

RECEIVING TOUCHDOWNS

Most Seasons Leading League

- 3 Lance Alworth, 1964, 1965, 1966
- 2 John Jefferson, 1978, 1980
- 1 Tony Martin, 1996
Wes Chandler, 1982

Most, Career

- 116 Antonio Gates, 2003-18
- 81 Lance Alworth, 1962-70
- 59 Keenan Allen, 2013-23

Most, Season

- 14 Tony Martin, 1996
Lance Alworth, 1965
- 13 Antonio Gates, 2004
John Jefferson, 1978, 1980
Lance Alworth, 1964, 1966
- 12 Antonio Gates, 2014
Gary Garrison, 1970

Most, Game

- 5* Kellen Winslow, Nov. 22, 1981 at Oakland
- 4 Lance Alworth, Dec. 1, 1968 at Denver
- 3 (14x) Last: D.Woodhead, Dec. 20, 2015 vs. Mia.

Most Consecutive Games

- 9 Antonio Gates, 2009-10
Lance Alworth, 1963
- 7 Lance Alworth, 1967
- 6 John Jefferson, 1980
Lance Alworth, 1964

SCRIMMAGE YARDS

Most Seasons Leading League

- 2 Lance Alworth, 1965, 1968
- 1 LaDainian Tomlinson, 2003

Most, Career

- 16,445 LaDainian Tomlinson, 2001-09
11,841 Antonio Gates, 2003-18
10,643 Keenan Allen, 2013-23

Most, Season

- 2,370 LaDainian Tomlinson, 2003
2,323 LaDainian Tomlinson, 2006
2,172 LaDainian Tomlinson, 2002

Most, Game

- 271 LaDainian Tomlinson, Dec. 1, 2002 vs. Den.
261 Melvin Gordon, Nov. 6, 2016 vs. Tennessee
260 LaDainian Tomlinson, Dec. 28, 2003 vs. Oak.
Wes Chandler, Dec. 20, 1982 vs. Cincinnati

Most Games 100 Yards or More, Career

- 79 LaDainian Tomlinson, 2001-09
44 Lance Alworth, 1962-70
39 Keenan Allen, 2013-23

Most Games 100 Yards or More, Season

- 14 LaDainian Tomlinson, 2006
11 LaDainian Tomlinson, 2003
10 Ryan Mathews, 2011
LaDainian Tomlinson, 2004
LaDainian Tomlinson, 2002

Most Consecutive Games, 100 Yards or More

- 11 LaDainian Tomlinson, 2006
6 Melvin Gordon, 2018
Ryan Mathews, 2011
LaDainian Tomlinson, 2007
LaDainian Tomlinson, 2004
5 Natrone Means, 1994
Lydell Mitchell, 1978

Most Games 200 Yards or More, Career

- 12 LaDainian Tomlinson, 2001-09
5 Lance Alworth, 1962-70
2 Lionel James, 1984-88
Wes Chandler, 1981-87

INTERCEPTIONS

Most Seasons Leading League

- 1 Casey Hayward, 2016
- Eric Weddle, 2011
- Antonio Cromartie, 2007

Most, Career

- 42 Gill Byrd, 1983-92
29 Dick Harris, 1960-65
26 Rodney Harrison, 1994-2002

Most, Season

- 10 Antonio Cromartie, 2007
9 Charlie McNeil, 1961
8 (4x) Last: Ryan McNeil, 2001

Most, Game

- 3 Antonio Cromartie, Nov. 11, 2007 vs. Ind.
Dwayne Harper, Nov. 27, 1995 vs. Oakland
Pete Shaw, Nov. 2, 1980 at Cincinnati
Clarence Duren, Oct. 30, 1977 at Miami
Chris Fletcher, Nov. 30, 1975 at Denver (OT)
Joe Beauchamp, Sept. 24, 1972 vs. Denver
Leslie "Speedy" Duncan, Sept. 25, 1966 at Oak.
Bud Whitehead, Oct. 10, 1965 at Buffalo
Dick Harris, Nov. 17, 1963 at Buffalo
C.McNeil, Sept. 24, 1961 vs. Houston Oilers
C.McNeil, Dec. 18, 1960 vs. Titans of N.Y.
2 (86x) Last: Kyzir White, Oct. 17, 2021 at Bal.

Most Consecutive Games

- 5 Charlie McNeil, 1961
4 Greg Jackson, 1998
Gill Byrd, 1989
Mike Fuller, 1977
Bryant Salter, 1972
3 (18x) Last: Stephen Cooper, 2008

INTERCEPTION RETURN YARDS

Most Seasons Leading League

- 1 Vencie Glenn, 1987
- Charlie McNeil, 1961

Most, Career

- 546 Gill Byrd, 1983-92
502 Charlie McNeil, 1960-64
477 Kenny Graham, 1964-69

Most, Season

- 349 Charlie McNeil, 1961
224 Stanley Richard, 1994
166 Vencie Glenn, 1987

Most, Game

- 177* Charlie McNeil, Sept. 24, 1961 vs. Hou. Oilers
106 Woodrow Lowe, Nov. 18, 1979 vs. Pittsburgh
103 Vencie Glenn, Nov. 29, 1987 vs. Denver

Longest Return

- 103t Vencie Glenn, Nov. 29, 1987 vs. Denver
102t Donald Frank, Oct. 31, 1993 at L.A. Raiders
100t Leslie "Speedy" Duncan, Oct. 15, 1967 vs. K.C.

INTERCEPTION TOUCHDOWNS

Most Seasons Leading League

- 1 Clinton Hart, 2005
- Jeffery Dale, 1985
- John Hendy, 1985
- Gill Byrd, 1984
- Woodrow Lowe, 1979
- Fred Dean, 1977
- Leroy Jones, 1977
- Kenny Graham, 1969
- Joe Beauchamp, 1968
- Earl Faison, 1964
- Henry Schmidt, 1964
- Claude Gibson, 1962
- Dick Harris, 1961

Most, Career

- 5 Kenny Graham, 1964-69
Dick Harris, 1960-65
4 Woodrow Lowe, 1976-86
3 Eric Weddle, 2007-15
Joe Beauchamp, 1966-75

Most, Season

- 3 Dick Harris, 1961
2 (9x) Last: Demorrio Williams, 2012
1 (77x) Last: Bryce Callahan, 2022

Most, Game

- 1 (98x) Last: B.Callahan, Dec. 4, 2022 at L.V.

SACKS

Most Seasons Leading League

- 1 Shawne Merriman, 2006

Most, Career

- 105.5 Leslie O'Neal, 1986-95
70.0 Joey Bosa, 2016-24
69.5 Shaun Phillips, 2004-12

Most, Season

- 17.5 Gary Johnson, 1980
17.0 Khalil Mack, 2023
Shawne Merriman, 2006
Leslie O'Neal, 1992
Steve DeLong, 1969
15.5 Fred Dean, 1978

Most, Game (since 1982)

- 6.0 Khalil Mack, Oct. 1, 2023 vs. Las Vegas
5.0 Leslie O'Neal, Nov. 16, 1986 vs. Dallas
4.0 Antwan Barnes, Dec. 18, 2011 vs. Baltimore
Shaun Phillips, Oct. 3, 2010 vs. Arizona
Leslie O'Neal, Oct. 22, 1995 at Seattle
Leslie O'Neal, Dec. 6, 1992 at Phoenix
Leslie O'Neal, Dec. 22, 1991 vs. Denver

PUNTS

Most Seasons Leading League

- 1 Paul Maguire, 1962

Most, Career

- 771 Darren Bennett, 1995-2003
756 Mike Scifres, 2003-15
519 Dennis Pardee, 1968-75

Most, Season

- 95 Darren Bennett, 1998
92 Darren Bennett, 2000
89 Darren Bennett, 1997, 1999

Most, Game

- 11 (5x), Last: D.Bennett, Oct. 11, 1998 at Oak.
10 (10x) Last: D.Kaser, Nov. 12, 2017 at Jax.
9 (14x), Last: D.Kaser, Dec. 24, 2017 at N.Y. Jets

PUNT YARDS

Most Seasons Leading League

- 1 Paul Maguire, 1962

Most, Career

- 34,152 Mike Scifres, 2003-15
33,776 Darren Bennett, 1995-2003
21,417 Dennis Pardee, 1968-75

Most, Season

- 4,248 Darren Bennett, 2000
4,174 Darren Bennett, 1998
3,972 Darren Bennett, 1997

Most, Game

- 522 Darren Bennett, Oct. 11, 1998 at Oakland
493 Mike Scifres, Nov. 18, 2012 at Denver
492 Dennis Pardee, Nov. 10, 1974 at Kansas City

Longest Punt

- 83 JK Scott, Dec. 10, 2023 vs. Denver
82 Paul Maguire, Nov. 19, 1961 vs. Dallas Texans
73 Dennis Pardee, Oct. 17, 1971 at Denver

PUNTING AVERAGE

Most Seasons Leading League (min. 50 punts)

- 1 Darren Bennett, 2000

Highest, Career (minimum 100 punts)

- 47.4 Drew Kaser, 2016-18
46.5 Ty Long, 2019-21
45.7 JK Scott, 2022-24
45.2 Mike Scifres, 2003-15

Highest, Season (minimum 50 punts)

- 48.3 Mike Scifres, 2012
48.1 Drew Kaser, 2017
47.7 JK Scott, 2024
46.8 Ty Long, 2020

Highest, Game (minimum 4 punts)

- 59.5 Mike Scifres, Oct. 17, 2010 at St. Louis
Darren Bennett, Oct. 1, 1995 at Pittsburgh
57.4 JK Scott, Dec. 10, 2023 vs. Denver
57.3 JK Scott, Oct. 27, 2024 vs. New Orleans

PUNT RETURN YARDS

Most Seasons Leading League

- 1 Leslie "Speedy" Duncan, 1965

Most, Career

- 2,388 Mike Fuller, 1975-80
1,651 Leslie "Speedy" Duncan, 1964-70
1,407 Darrien Gordon, 1993-96

Most, Season

- 537 Darrien Gordon, 1996
489 Eric Metcalf, 1997
475 Darrien Gordon, 1994

Most, Game

- 168 Eric Metcalf, Nov. 2, 1997 at Cincinnati
136 Mike Fuller, Nov. 21, 1976 at Buffalo
133 Andre Coleman, Sept. 17, 1995 at Philadelphia

Longest Return

- 95t Leslie "Speedy" Duncan, Nov. 24, 1968 vs. NYJ
90t Darrien Gordon, Sept. 25, 1994 at L.A. Raiders
88t Andre Coleman, Sept. 17, 1995 at Philadelphia
Mike Fuller, Oct. 9, 1977 at New Orleans

PUNT RETURN AVERAGE

Most Seasons Leading League (min. 20 ret.)

- 1 Derius Davis, 2023
- Ron Smith, 1973
- Leslie "Speedy" Duncan, 1965

Highest, Career (minimum 50 ret.)

- 13.7 Darrien Gordon, 1993-96
- 12.0 Leslie "Speedy" Duncan, 1964-70
- 11.3 Mike Fuller, 1975-80

Highest, Season (minimum 20 ret.)

- 16.0 Derius Davis, 2023
- 15.5 Leslie "Speedy" Duncan, 1965
- 14.9 Darrien Gordon, 1996

PUNT RETURN TOUCHDOWNS

Most Seasons Leading League

- 2 Leslie "Speedy" Duncan, 1965, 1966
- 1 Derius Davis, 2023
- Desmond King, 2018
- Eric Metcalf, 1997
- Andre Coleman, 1995
- Darrien Gordon, 1994
- Nate Lewis, 1990
- Kitrick Taylor, 1990
- Ron Smith, 1973

Most, Career

- 4 Leslie "Speedy" Duncan, 1964-70
- 3 Eric Metcalf, 1997
- Darrien Gordon, 1993-96
- 2 (5x) Last: Desmond King, 2017-19

Most, Season

- 3 Eric Metcalf, 1997
- 2 (3x) Last: Darrien Gordon, 1994
- 1 (20x) Last: Derius Davis, 2023

Most, Game

- 2* Eric Metcalf, Nov. 2, 1997 at Cincinnati
- 1 (26x) Last: Derius Davis, Nov. 6, 2023 at NYJ

PUNT RETURNS

Most, Career

- 212 Mike Fuller, 1975-80
- 138 Leslie "Speedy" Duncan, 1964-70
- 124 Lionel James, 1984-88

Most, Season

- 46 Mike Fuller, 1979
- 45 Eric Metcalf, 1997
- 39 Mike Fuller, 1978

Most, Game

- 8 (4x) Last: Leon Johnson, Dec. 7, 2003 at Det.
- 7 (4x) Last: M.Fuller, Dec. 17, 1978 at Hou. Oilers
- 6 (9x) Last: J.Herndon, Dec. 20, 2015 vs. Mia.

Most Fair Catches, Season

- 29 Derius Davis, 2023
- 25 Travis Benjamin, 2017
- 24 Kenny Graham, 1969

Most Fair Catches, Game

- 6 Derius Davis, Dec. 10, 2023 vs. Denver
- Phil McConkey, Dec. 17, 1989 at Kansas City
- 5 Travis Benjamin, Oct. 22, 2017 vs. Denver
- Jeff Graham, Sept. 3, 2000 at Oakland
- Kenny Graham, Oct. 4, 1969 vs. Cincinnati

KICKOFF RETURN YARDS

Most Seasons Leading League

- 1 Ronney Jenkins, 2001
- Lionel James, 1984
- James Brooks, 1982

Most, Career

- 6,469 Darren Sproles, 2005-10
- 3,997 Ronney Jenkins, 2000-02
- 3,914 Andre Coleman, 1994-96

Most, Season

- 1,541 Ronney Jenkins, 2001
- 1,531 Ronney Jenkins, 2000
- 1,528 Darren Sproles, 2005

Most, Game

- 250 Ronney Jenkins, Nov. 18, 2001 at Oakland
- 221 Ronney Jenkins, Sept. 10, 2000 vs. N.O.
- 215 Richard Goodman, Jan. 1, 2012 at Oakland

Longest Return

- 105t Richard Goodman, Jan. 1, 2012 at Oakland
- 103t Darren Sproles, Sept. 14, 2008 at Denver
- Keith Lincoln, Sept. 16, 1962 vs. Titans of N.Y.
- 101t Andre Roberts, Jan. 2, 2022 vs. Denver

KICKOFF RETURN AVERAGE

Most Seasons Leading League (min. 10 ret.)

- 1 Jimmy Warren, 1964

Highest, Career (minimum 75 ret.)

- 25.3 Leslie "Speedy" Duncan, 1964-70
- 25.1 Darren Sproles, 2005-10
- 24.2 Ronney Jenkins, 2000-02

Highest, Season (minimum 10 ret.)

- 32.8 Andre Roberts, 2021
- 29.7 Antonio Cromartie, 2006
- 28.9 Nasir Adderley, 2020

KICKOFF RETURN TOUCHDOWNS

Most Seasons Leading League

- 2 Anthony Miller, 1988, 1989
- 1 Richard Goodman, 2011
- Ronney Jenkins, 2001
- Andre Coleman, 1995
- Nate Lewis, 1991
- Jamie Holland, 1988
- Keith Lincoln, 1962

Most, Career

- 4 Andre Coleman, 1994-96
- 3 Ronney Jenkins, 2000-02
- 2 Darren Sproles, 2005-10
- Anthony Miller, 1988-93

Most, Season

- 2 Ronney Jenkins, 2001
- Andre Coleman, 1995
- Andre Coleman, 1994
- 1 (14x) Last: Andre Roberts, 2021

Most, Game

- 1 (20x) Last: A.Roberts, Jan. 2, 2022 vs. Den.

KICKOFF RETURNS

Most Seasons Leading League

- 1 Lionel James, 1984
- James Brooks, 1982

Most, Career

- 258 Darren Sproles, 2005-10
- 166 Andre Coleman, 1994-96
- 165 Ronney Jenkins, 2000-02

Most, Season

- 67 Ronney Jenkins, 2000
- 63 Darren Sproles, 2005
- 62 Andre Coleman, 1995

Most, Game

- 8 (5x) Last: Darren Sproles, Oct. 26, 2008 at N.O. in London
- 7 (13x) Last: D.Sproles, Oct. 19, 2009 vs. Den.
- 6 (36x) Last: R.Goodman, Jan. 1, 2012 at Oak.

COMBINED KICK & PUNT RETURN YARDS

Most Seasons Leading League

- 1 James Brooks, 1982
- Leslie "Speedy" Duncan, 1965

Most, Career

- 7,404 Darren Sproles, 2005-10
- 5,037 Leslie "Speedy" Duncan, 1964-70
- 4,240 Andre Coleman, 1994-96

Most, Season

- 1,737 Andre Coleman, 1995
- 1,636 Darren Sproles, 2005
- 1,625 Darren Sproles, 2008

COMBINED KICK & PUNT RETURNS

Most Seasons Leading League

- 1 Leslie "Speedy" Duncan, 1965

Most, Career

- 372 Darren Sproles, 2005-10
- 289 Mike Fuller, 1975-80
- 272 Leslie "Speedy" Duncan, 1964-70

Most, Season

- 90 Andre Coleman, 1995
- 81 Darren Sproles, 2005
- 80 Darren Sproles, 2009

SERVICE

Most Seasons

- 17 David Binn, 1994-2010
- 16 Philip Rivers, 2004-19
- Antonio Gates, 2003-18
- 15 Dan Fouts, 1973-87
- Russ Washington, 1968-82
- 14 Don Macek, 1976-89
- Doug Wilkerson, 1971-84

Most Games

- 256 David Binn, 1994-10
- 236 Antonio Gates, 2003-18
- 228 Philip Rivers, 2004-19
- 200 Junior Seau, 1990-2002
- Russ Washington, 1968-82

Most Consecutive Games

- 225 Philip Rivers, 2005-19
- 179 David Binn, 1994-10
- 178 Russ Washington, 1968-80

Most Consecutive Starts

- 224 Philip Rivers, 2006-19
- 148 Russ Washington, 1970-80
- 140 Walt Sweeney, 1964-73

TEAM RECORDS

*NFL Record | †strike-shortened 1982 season

GAMES WON

Most, Season

- 14 2006
- 13 2009
- 12 1961, 1979, 2004, 2018

Fewest, Season

- 1 2000
- 2 1973, 1975
- 4 1962, 1972, 1986, 1991, 1997, 2003, 2015

Most Consecutive

- 15 Nov. 27, 1960–Dec. 3, 1961
- 11 (3x) Last: Oct. 25, 2009–Jan. 3, 2010
- 8 (7x) Last: Oct. 25, 2004–Dec. 13, 2004

Most Consecutive at Home

- 10 Nov. 5, 1978–Nov. 25, 1979
- 9 (3x) Last: Sept. 17, 2006–Sept. 9, 2007
- 8 (4x) Last: Sept. 17, 2006–Dec. 31, 2006

Most Consecutive on Road

- 11 Oct. 2, 1960–Nov. 12, 1961
- 6 (4x) Last: Oct. 14, 2018–Dec. 30, 2018
- 5 (5x) Last: Oct. 14, 2018–Dec. 13, 2018

Most Consecutive at Start of Season

- 11 1961
- 6 1994
- 4 1966, 1980, 2002

GAMES LOST

Most, Season

- 15 2000
- 12 1975, 1986, 1991, 1997, 2003, 2015, 2023
- 11 1973, 1998, 2001, 2016, 2019

Fewest, Season

- 2 1961, 1965, 2006
- 3 2009, 1963, 1982†
- 4 1960, 1979, 2004, 2018

Most Consecutive

- 11 (2x) Last: Sept. 3, 2000–Nov. 19, 2000
- 9 (5x) Last: Dec. 4, 2016–Oct. 1, 2017
- 8 (9x) Last: Dec. 4, 2016–Sept. 24, 2017

Most Consecutive at Home

- 7 Nov. 13, 2016–Oct. 1, 2017
- 6 (2x) Last: Nov. 13, 2016–Sept. 24, 2017
- 5 (11x) Last: Nov. 12, 2023–Jan. 7, 2024

Most Consecutive on Road

- 11 Oct. 6, 1985–Oct. 26, 1986
- 8 (4x) Last: Sept. 3, 2000–Dec. 17, 2000
- 7 (7x) Last: Nov. 10, 2002–Oct. 5, 2003

Most Consecutive on Road w/o Victory (Ties incl.)

- 14 Nov. 22, 1970–Nov. 19, 1972

POINTS

Most Seasons Leading League

- 6 1963, 1965, 1981, 1982, 1985, 2006

Most, Season

- 492 2006
- 478 1981
- 474 2021

Most, Game

- 58 Dec. 22, 1963 vs. Denver
- 55 Nov. 22, 1981 at Oakland
- Oct. 20, 1968 vs. Denver
- 54 Nov. 19, 2017 vs. Buffalo

Most Game, Both Teams

- 98 Dec. 8, 1985 vs. Pittsburgh
- 93 Dec. 18, 1960 vs. Titans of New York
- 90 Nov. 12, 2006 at Cincinnati

Most, Half

- 42 Nov. 12, 2006 at Cincinnati (2nd half)
- 41 Nov. 5, 1961 vs. Titans of N.Y. (2nd half)
- 37 Nov. 19, 2017 vs. Buffalo (1st half)

Most, Quarter

- 28 Nov. 25, 2018 vs. Arizona (2nd quarter)
- Nov. 15, 1964 at K.C. (2nd quarter)
- Nov. 5, 1961 vs. Titans of N.Y. (3rd quarter)
- Sept. 24, 1961 vs. Houston Oilers (2nd quarter)

Most, Quarter, Both Teams

- 41 Nov. 21, 2021 vs. Pittsburgh (4th quarter)
- Oct. 10, 2021 vs. Cleveland (4th quarter)
- 38 Dec. 26, 2021 at Houston (4th quarter)
- Sept. 14, 2008 at Denver (2nd quarter)
- Oct. 19, 1986 at Kansas City (2nd quarter)
- Oct. 6, 1963 at Denver (2nd quarter)
- Oct. 7, 1961 at Boston (2nd quarter)

Fewest, Season

- 188 1973
- 189 1975
- 212 1974

Fewest, Game

- 0 (29x) Last: Dec. 6, 2020 vs. New England

Most Consecutive Games Not Shutout

- 240 Nov. 7, 1999–Nov. 2, 2014
- 114 Oct. 4, 1992–Oct. 24, 1999
- 105 Sept. 7, 1962–Oct. 26, 1969
- 98 Nov. 16, 2014–Nov. 29, 2020

TOUCHDOWNS

Most Seasons Leading League

- 6 1963, 1979, 1981, 1982, 1985, 2006

Most, Season

- 61 1981
- 60 1985
- 59 2006

Most, Game

- 8 Dec. 8, 1985 vs. Pittsburgh
- Nov. 22, 1981 at Oakland
- 7 (9x) Last: Oct. 10, 2021 vs. Cleveland
- 6 (37x) Last: Dec. 8, 2019 at Jacksonville

Fewest, Season

- 22 1973, 1975
- 23 1998
- 25 1977, 1999

POINTS AFTER TOUCHDOWN

Most Seasons Leading League

- 5 1965, 1981, 1982, 1985, 2006

Most, Season

- 58 2006
- 55 1981
- 54 2004

Most, Game

- 7 (7x) Last: Dec. 28, 2008 vs. Denver
- 6 (30x) Last: Dec. 8, 2019 at Jacksonville
- 5 (54x) Last: Nov. 12, 2023 vs. Detroit

Fewest, Season

- 19 1973, 1998
- 20 1975
- 21 1977

TWO-POINT CONVERSIONS

Most Seasons Leading League

- 4 2008, 2010, 2018, 2021

Most, Season

- 7 2021
- 6 2018
- 3 1994

Most, Game (since 1994)

- 2 Dec. 2, 2018 at Pittsburgh
- Sept. 9, 2018 vs. Kansas City
- Oct. 25, 2015 vs. Oakland
- 1 (39x) Last: Sept. 17, 2023 at Tennessee

Most Attempts, Season

- 11 2021
- 8 2018
- 7 1994

Most Attempts, Game (since 1994)

- 3 Dec. 26, 2021 at Houston
- Sept. 9, 2018 vs. Kansas City
- Sept. 4, 1994 at Denver
- 2 (6x) Last: Oct. 10, 2021 vs. Cleveland
- 1 (51x) Last: Sept. 8, 2024 vs. Las Vegas

FIELD GOALS

Most Seasons Leading League

- 2 1994, 2009

Most, Season

- 34 1994, 2013
- 32 2009
- 31 1993, 1999, 2022, 2023

Most, Game

- 6 (3x) Last: Oct. 5, 1997 at Oakland
- 5 (13x) Last: Oct. 21, 2024 at Arizona
- 4 (39x) Last: Jan. 7, 2024 vs. Kansas City

Most Attempts, Season

- 43 2001
- 40 1993
- 38 1994

Most Attempts, Game

- 7 Oct. 8, 1966 at N.Y. Jets
- 6 (6x) Last: Nov. 19, 2017 vs. Buffalo
- 5 (29x) Last: Oct. 21, 2024 at Arizona

Most, Game, Both Teams

- 9 Sept. 29, 1996 vs. Kansas City
- 8 Nov. 3, 1996 at Indianapolis
- Nov. 9, 1975 vs. New England
- 7 (17x) Last: Oct. 17, 2022 vs. Denver (OT)

Most Attempts, Game, Both Teams

- 10 (4x) Last: Dec. 12, 1999 vs. Seattle
- 9 (3x) Last: Dec. 1, 2002 vs. Denver
- 8 (24x) Last: Dec. 31, 2023 at Denver

Fewest Made, Season

- 6 1974
- 10 1976
- 12 1964, 1970, 1973, 1975

Fewest Attempts, Season

- 16 1974
- 19 1970
- 20 1962, 1976, 1988, 2003

FIRST DOWNS

Most Seasons Leading League (Total)

7 1965, 1969, 1980, 1981, 1982, 1983, 1985

Most, Season

401 2021
380 1985
379 1981

Most, Game

35 Oct. 19, 1986 at Kansas City
34 Nov. 18, 1984 vs. Miami (OT)
Dec. 20, 1982 vs. Cincinnati
33 Nov. 21, 2021 vs. Pittsburgh
Sept. 9, 2018 vs. Kansas City
Sept. 15, 2013 at Philadelphia
Oct. 31, 2004 vs. Oakland

Most, Game, Both Teams

62 Sept. 15, 1985 vs. Seattle
60 Sept. 10, 2023 vs. Miami
58 Dec. 29, 2002 vs. Seattle (OT)
Sept. 22, 1985 at Cincinnati
Nov. 18, 1984 vs. Miami (OT)

Fewest, Season

198 1973, 1975
208 1961
217 1962

Fewest, Game

3 Nov. 30, 1975 at Denver (OT)
5 Nov. 16, 2003 at Denver
Oct. 5, 1970 vs. Oakland
6 Dec. 24, 2000 vs. Pittsburgh
Nov. 22, 1987 at Seattle

Most Seasons Leading League (Rushing)

3 1963, 1965, 2006

Most by Rushing, Season

137 2006
131 2004
127 1965, 1981

Most by Rushing, Game

19 Nov. 27, 1960 vs. Oakland
18 Oct. 3, 1965 vs. Houston Oilers
17 (4x) Last: Sept. 10, 2023 vs. Miami

Fewest by Rushing, Game

0 Dec. 5, 2010 vs. Oakland
Nov. 14, 1999 at Oakland
1 (18x) Last: Oct. 29, 2023 vs. Chicago
2 (54x) Last: Oct. 16, 2023 vs. Dallas

Most Seasons Leading League (Passing)

7 1968, 1971, 1980, 1981, 1982, 1983, 1985

Most by Passing, Season

259 1985
256 2021
244 1980

Most by Passing, Game

27 Sept. 15, 1985 vs. Seattle
26 Oct. 18, 2015 at Green Bay
23 Dec. 20, 1982 vs. Cincinnati
Oct. 19, 1980 vs. N.Y. Giants

Fewest by Passing, Season

89 1975
93 1973
110 1961

Fewest by Passing, Game

0 Sept. 20, 1998 at Kansas City
1 Nov. 30, 1975 at Denver (OT)
2 (3x) Last: Nov. 16, 2003 at Denver

Most Seasons Leading League (Penalty)

2 1960, 1970

Most by Penalty, Season

39 2013, 2019
37 2004, 2014
36 2016, 2020

Most by Penalty, Game

7 Oct. 17, 2022 vs. Denver (OT)
Nov. 13, 2016 vs. Tennessee
Nov. 15, 1998 vs. Baltimore
Nov. 30, 1997 vs. Denver
6 (5x) Last: Nov. 30, 2014 at Baltimore
5 (23x) Last: Nov. 21, 2021 vs. Pittsburgh

Fewest by Penalty, Season

11 1975
12 1964
13 1968

NET YARDS GAINED

Most Seasons Leading League

8 1963, 1965, 1980, 1981, 1982, 1983, 1985, 2010

Most, Season

6,744 1981
6,634 2021
6,535 1985

Most, Game

661 Dec. 20, 1982 vs. Cincinnati
593 Nov. 10, 1985 vs. L.A. Raiders
581 Oct. 20, 1968 vs. Denver

Most, Game, Both Teams

1,102 Dec. 20, 1982 vs. Cincinnati
1,057 Oct. 20, 1968 vs. Denver
1,050 Sept. 15, 2013 at Philadelphia

Fewest, Season

3,411 1975
3,622 1973
3,953 1970

Fewest, Game

70 Nov. 2, 1969 at Denver
93 Oct. 5, 1975 vs. Oakland
96 Nov. 16, 2003 at Denver

Most Total Offensive Plays, Season

1,154 1984, 2022
1,135 1980
1,129 1981

Fewest Total Offensive Plays, Season

617 1982[†]
753 1963
759 1964

RUSHING

Most Seasons Leading League (Attempts)

1 1965

Most Attempts, Season

590 1978
525 2004
522 2006

Most Attempts, Game

58 Nov. 20, 1977 vs. Oakland
53 Dec. 16, 2007 vs. Detroit
Sept. 10, 1978 vs. Oakland
Dec. 3, 1972 vs. Oakland
52 Nov. 27, 1960 vs. Oakland

Fewest Attempts, Season

267 1982[†]
351 2000
361 1966

Most Seasons Leading League (Yards)

2 1963, 1965

Most Yards, Season

2,578 2006
2,257 1990
2,248 1991

Most Yards, Game

289 Dec. 28, 2008 vs. Denver
287 Oct. 13, 1963 vs. N.Y. Jets
274 Dec. 16, 2007 vs. Detroit

Fewest Yards, Game

2 Dec. 17, 1961 vs. Boston
3 Nov. 19, 1961 vs. Dallas Texans
11 Nov. 20, 1960 vs. Buffalo

Most Seasons Leading League (Touchdowns)

4 1961, 1981, 1982, 2006

Most Touchdowns, Season

32 2006
26 1981
25 1979

Fewest Touchdowns, Season

4 2012, 2015
5 1997
6 2014

Most Touchdowns, Game

5 (4x) Last: Dec. 28, 2008 vs. Denver
4 (22x) Last: Dec. 25, 2009 at Tennessee
3 (49x) Last: Sept. 10, 2023 vs. Miami

RUSHING AVERAGE

Most Seasons Leading League

6 1960, 1963, 1965, 1969, 1991, 2003

Most, Season

5.6 1963
5.1 2003
4.9 2006

Highest, Game

8.52 Dec. 24, 1967 vs. N.Y. Jets
8.44 Dec. 22, 1963 vs. Denver
8.26 Nov. 5, 2006 vs. Cleveland

PASSING

Most Seasons Leading League (Attempts)

3 1968, 1984, 1985

Most Attempts, Season

711 2022

674 2021

667 2015

Most Attempts, Game

65 Oct. 18, 2015 at Green Bay

Oct. 19, 1986 at Kansas City

64 Jan. 9, 2022 at Las Vegas (OT)

58 Oct. 25, 2015 vs. Oakland

Dec. 22, 1985 at Kansas City

Fewest Attempts, Season

337 1975

338 1982[†]

349 1974

Fewest Attempts, Game

6 Dec. 19, 2004 at Cleveland

10 Dec. 18, 1988 vs. Kansas City

11 (2x) Last: Oct. 28, 2007 vs. Houston

Most Seasons Leading League (Completions)

3 1983, 1984, 1985

Most Completions, Season

485 2022

443 2021

442 2015

Most Completions, Game

43 Oct. 18, 2015 at Green Bay

41 Sept. 24, 2023 at Minnesota

39 Dec. 11, 2022 vs. Miami

Fewest Completions, Game

1 at Kansas City Sept. 20, 1998

3 vs. Oakland Oct. 5, 1975

4 at Cleveland Dec. 19, 2004

vs. Kansas City Nov. 2, 1986

Most Seasons Leading League (Net Yards)

11 1965, 1968, 1971, 1978, 1979, 1980, 1981, 1982,
1983, 1985, 2017

Most Net Yards Gained, Season

4,870 1985

4,800 2021

4,739 1981

Most Net Yards Gained, Game

494 Sept. 15, 1985 vs. Seattle

488 Oct. 18, 2015 at Green Bay

486 Dec. 20, 1982 vs. Cincinnati

Fewest Net Yards Gained, Season

1,610 1975

1,808 1973

2,244 1977

Fewest Net Yards Gained, Game

-22 Oct. 5, 1975 vs. Oakland

-19 Sept. 20, 1998 at Kansas City

7 Sept. 16, 1973 at Washington

Most Seasons Leading League (Touchdowns)

5 1971, 1981, 1982, 1985, 2008

Most Touchdowns, Season

38 2021

37 1985

34 1981, 2008

Fewest Touchdowns, Season

7 1975

9 1973

11 1977, 1988, 1998

Most Touchdowns, Game

7* Nov. 22, 1981 at Oakland

5 (9x) Last: Oct. 31, 2004 vs. Oakland

4 (35x) Last: Nov. 12, 2023 vs. Detroit

Most Seasons Leading League (Fewest INTs)

2 1966, 2004

Most Had Intercepted, Season

34 1962, 1998

33 1968, 1983, 1986

30 1964, 1973, 1978, 1985, 2000

Most Had Intercepted, Game

7 Dec. 13, 1998 at Seattle

Dec. 8, 1968 vs. Kansas City

6 (6x) Last: Oct. 24, 1999 vs. Green Bay

5 (14x) Last: Dec. 27, 1987 at Denver

Fewest Had Intercepted, Season

8 2004, 2023

9 2006

10 2009, 2020, 2022

SACKED ATTEMPTING TO PASS

Most Seasons Leading League (Least Sacked)

5 1963, 1964, 1967, 1968, 2017

Most Times, Season

57 1970

53 2000

51 1997

Fewest Times, Season

11 1967

12 1982[†]

18 1968, 2017

Most Times Sacked Opponent, Season

62 1986

61 2006

60 1980

Most Times Sacked Opponent, Game

11 Dec. 23, 2012 at N.Y. Jets

Nov. 16, 1986 vs. Dallas

10 Sept. 24, 1978 vs. Green Bay

9 (5x) Last: Dec. 24, 2016 at Cleveland

INTERCEPTIONS

Most Seasons Leading League (Interceptions)

3 1961, 2007, 2016

Most, Season

49* 1961

31 1969

30 1964, 2007

Most, Game

6 (6x) Last: vs. Indianapolis Nov. 11, 2007

5 (9x) Last: vs. Buffalo Nov. 19, 2017

4 (30x) Last: at Indianapolis Nov. 28, 2010

Most, Game, Both Teams

10 Dec. 13, 1998 at Seattle

9 Sept. 21, 1980 at Denver

Nov. 1, 1964 at Oakland

8 (11x) Last: Nov. 11, 2007 vs. Indianapolis

Fewest, Season

7 2014

9 1970, 2023

10 2005

Most Consecutive Games

46* 1960-63

Most Seasons Leading League (Return Yards)

2 1961, 1964

Most Yards Returned, Season

929* 1961

562 1979

499 1984

Most Yards Returned, Game

194 Sept. 24, 1961 vs. Houston Oilers

174 Oct. 29, 1961 vs. Denver

171 Nov. 18, 1979 vs. Pittsburgh

Fewest Yards Returned, Season

31 2023

65 2014

90 1970

Most Seasons Leading League (Return TDs)

1 1961

Most Touchdowns by Returns, Season

9* 1961

5 2012

4 1984, 2000

Most Touchdowns by Returns, Game

2 Nov. 28, 2010 at Indianapolis

Oct. 29, 1961 vs. Denver

1 (93x) Last: Dec. 4, 2022 at Las Vegas

PUNTS

Most, Season

95 1998
92 2000
90 1997

Most, Game

11 (5x) Last: Oct. 11, 1998 at Oakland
10 (11x) Last: Nov. 12, 2017 at Jacksonville
9 (12x) Last: Dec. 24, 2017 at N.Y. Jets

Fewest, Season

23 1982[†]
45 1972
47 2011

Fewest, Game

0 (8x) Last: Sept. 19, 2021 vs. Dallas
1 (38x) Last: Oct. 9, 2022 at Cleveland
2 (85x) Last: Oct. 21, 2024 at Arizona

Fewest, Game, Both Teams

1 (3x) Last: Sept. 19, 2021 vs. Dallas
2 (9x) Last: Dec. 16, 2021 vs. Kansas City
3 (18x) Last: Nov. 12, 2023 vs. Detroit

PUNT YARDS

Most Seasons Leading League (Yards)

1 1962

Most, Season

4,248 2000
4,174 1998
3,972 1997

Most, Game

522 Oct. 11, 1998 at Oakland
493 Nov. 18, 2012 at Denver
492 Nov. 10, 1974 at Kansas City

Fewest, Season

868 1982[†]
1,813 1972
2,123 2021

Most Seasons Leading League (Average)

4 1960, 1969, 1987, 2000

Highest Average, Season

48.1 2017
47.7 2024
47.5 2011
47.0 2019

Lowest Average, Season

36.3 1978
36.5 1979
36.8 1975

PUNT RETURNS

Most Seasons Leading League (Returns)

1 1965

Most, Season

57 1978
52 1979
49 2003

Most, Game

8 (4x) Last: Dec. 7, 2003 at Detroit
7 (7x) Last: Dec. 7, 1978 at Houston
6 (13x) Last: Dec. 20, 2015 vs. Miami

Fewest, Season

12 1982[†]
18 2021
20 2015

Most Seasons Leading League (Fair Catches)

3 1968, 1969, 1991

Most Fair Catches, Season

32 1969
29 2023
26 2015, 2017

Most Fair Catches, Game

6 (3x) Last: Dec. 10, 2023 vs. Denver
5 (3x) Last: Sept. 3, 2000 at Oakland
4 (15x) Last: Oct. 27, 2024 vs. New Orleans

Fewest Fair Catches, Season

0 1960, 1961, 1962, 1963, 1964, 1965, 1975
1 1976
3 1977

PUNT RETURN YARDS

Most Seasons Leading League (Return Yards)

1 1965

Most, Season

590 1978
559 1996
542 1998

Most, Game

168 Nov. 2, 1997 at Cincinnati
151 Sept. 20, 1965 vs. Kansas City
139 Nov. 5, 1961 vs. Titans of N.Y.

Fewest, Season

84 2015
100 2020
107 2021

Most Seasons Leading League (Average)

3 1965, 1966, 1973

Highest Average, Season

16.0 2023
15.5 1961
14.7 1996

Lowest Average, Season

4.2 2015
5.4 2019
5.6 1970, 2020

PUNT RETURN TOUCHDOWNS

Most Seasons Leading League

8 1965, 1973, 1990, 1994, 1995, 1997, 2018,
2023

Most, Season

3 1997
2 1965, 1973, 1990, 1994
1 (17x) Last: 2023

Most, Game

2[†] Nov. 2, 1997 at Cincinnati
1 (26x) Last: Nov. 6, 2023 at N.Y. Jets

KICKOFF RETURNS

Most Seasons Leading League

2 1982, 2003

Most, Season

84 2003
83 2000
75 1997

Most, Game

9 (7x) Last: Nov. 3, 2002 vs. N.Y. Jets
8 (15x) Last: Oct. 26, 2008 at N.O. in London
7 (51x) Last: Sept. 26, 2010 at Seattle

Most, Game, Both Teams

17 Dec. 8, 1985 vs. Pittsburgh
16 Dec. 18, 1960 vs. Titans of New York
15 (3x) Last: Oct. 2, 1983 at N.Y. Giants

KICKOFF RETURN YARDS

Most Seasons Leading League (Return Yards)

1 1962

Most, Season

1,804 2003
1,792 2000
1,716 2001

Most, Game

269 Nov. 18, 2001 at Oakland
242 Oct. 21, 1973 vs. Atlanta
232 Dec. 13, 1964 vs. Kansas City

Fewest, Season

390 2023
474 2017
508 2016

Most Seasons Leading League (Average)

3 1988, 1990, 2001

Highest Average, Season

28.8 2024
26.0 2001
25.6 2011
25.5 2007

Lowest Average, Season

16.5 1961
17.5 1986
18.0 1992

KICKOFF RETURN TOUCHDOWNS

Most Seasons Leading League

6 1988, 1989, 1991, 1995, 2001, 2011

Most, Season

2 1988, 1994, 1995, 2001
1 1962, 1985, 1989, 1991, 1997, 2000, 2004,
2007, 2008, 2011, 2012, 2021

Most, Game

1 (20x) Last: Jan. 2, 2022 vs. Denver

PENALTIES

Most Seasons Leading League (Penalties)

4 1962, 1964, 1965, 1981

Most, Season

137 1998
129 1997
128 1981

Most, Game

19 Nov. 16, 1997 at Kansas City
16 Nov. 15, 1998 vs. Baltimore
15 Nov. 3, 1997 at Indianapolis

Fewest, Season

63 1969
64 1982[†]
68 1966

Fewest, Game

0 (5x) Last: Oct. 9, 2011 at Denver
1 (31x) Last: Jan. 7, 2024 vs. Kansas City
2 (41x) Last: Dec. 10, 2023 vs. Denver

Most Seasons Leading League (Penalty Yards)

3 1960, 1961, 1966

Most Yards, Season

1,229 1998
1,101 1997
1,039 1988

Most Yards, Game

148 Oct. 13, 1963 vs. N.Y. Jets
146 Nov. 15, 1998 vs. Baltimore
Nov. 16, 1997 at Kansas City
138 Nov. 16, 1981 at Seattle

PASSING ALLOWED

Most Seasons Leading League (Fewest Att.)

2 1966, 2019

Most Attempts, Season

636 1996
607 2002, 2004
605 2008

Most Attempts, Game

61 Sept. 20, 1987 vs. St. Louis
58 (2x) Last: Oct. 3, 2004 vs. Tennessee
57 (2x) Last: Sept. 22, 1996 at Oakland

Fewest Attempts, Season

330 1977
341 1973
342 1982[†]

Fewest Attempts, Game

7 Nov. 6, 1977 at Detroit
12 (2x) Last: Dec. 10, 1972 at Denver
13 (4x) Last: Oct. 4, 1987 at Cincinnati

Most Seasons Leading League (Fewest Cmp.)

1 1966

Most Completions, Season

411 2008
389 2023
375 2002

Most Completions, Game

40 Dec. 20, 1982 vs. Cincinnati
39 Oct. 3, 2004 vs. Tennessee
37 Oct. 9, 1994 Kansas City

Fewest Completions, Season

170 1966
172 1977
177 1973

Fewest Completions, Game

3 Sept. 19, 1976 at Tampa Bay
5 (5x) Last: Oct. 4, 1987 at Cincinnati
6 (6x) Last: Dec. 28, 2003 vs. Oakland

Most Seasons Leading League (Fewest Net Yds)

4 1961, 1964, 1965, 2010

Most Net Yards, Season

4,311 1981
4,295 2002
4,293 1985

Most Net Yards, Game

466 Sept. 10, 2023 vs. Miami
453 Nov. 10, 2002 at St. Louis
451 Oct. 1, 2000 at St. Louis

Fewest Net Yards, Season

1,725 1977
2,155 1966
2,174 1965

Fewest Net Yards, Game

-13 Oct. 4, 1987 at Cincinnati
-4 Sept. 19, 1976 at Tampa Bay
0 Dec. 28, 2003 vs. Oakland
Dec. 6, 1970 vs. Cincinnati

Most Seasons Leading League (Fewest TDs)

4 1963, 1965, 1966, 1979

Most Touchdowns, Season

36 2003
33 2000
31 1997

Most Touchdowns, Game

5 (9x) Last: Dec. 14, 2023 at Las Vegas
4 (31x) Last: Oct. 22, 2023 at Kansas City
3 (117x) Last: Nov. 17, 2024 vs. Cincinnati

Fewest Touchdowns, Season

10 1982[†]
11 1979
13 1966, 1970, 1974

PUNT RETURNS ALLOWED

Most Seasons Leading League (Fewest Returns)

7 1960, 1963, 1966, 1967, 1968, 1982, 2004

Most by Opponents, Season

56 1988
51 1996, 2000
49 1998

Fewest by Opponents, Season

7 1982[†]
16 1968
17 1960, 1972

Most Yards by Opponents, Season

722 2000
612 1996
601 1976

Most Yards by Opponent, Game

160 Sept. 13, 2010 at Kansas City
150 Dec. 27, 1987 at Denver
145 Dec. 6, 2020 vs. New England

KICKOFF RETURNS ALLOWED

Most Seasons Leading League (Fewest Returns)

1 1975

Most by Opponent, Season

90 2006
88 1981
87 2009

Fewest by Opponent, Season

11 2023
15 2022
21 2016

Most by Opponent, Game

10 (4x) Last: Dec. 16, 2007 vs. Detroit
9 (7x) Last: Nov. 28, 2010 at Indianapolis
8 (25x) Last: Nov. 24, 2013 at Kansas City

CAREER TOP-10

RUSHING YARDS

1. LaDainian Tomlinson, 2001-09	12,490
2. Paul Lowe, 1960-68	4,972
3. Austin Ekeler, 2017-23	4,355
4. Marion Butts, 1989-93	4,297
5. Melvin Gordon, 2015-19	4,240
6. Ryan Mathews, 2010-14	4,061
7. Natrone Means, 1993-95, 98-99	3,885
8. Chuck Muncie, 1980-84	3,309
9. Don Woods, 1974-80	2,858
10. Keith Lincoln, 1961-66, 68	2,698

RUSHING TOUCHDOWNS

1. LaDainian Tomlinson, 2001-09	138
2. Chuck Muncie, 1980-84	43
3. Austin Ekeler, 2017-23	39
4. Paul Lowe, 1960-68	38
5. Melvin Gordon, 2015-19	36
6. Natrone Means, 1993-95, 98-99	34
7. Marion Butts, 1989-93	31
8. Ryan Mathews, 2010-14	23
9. Mike Tolbert, 2008-11	20
10. Tim Spencer, 1985-90	19

RUSHING ATTEMPTS

1. LaDainian Tomlinson, 2001-09	2,880
2. Melvin Gordon, 2015-19	1,059
3. Marion Butts, 1989-93	1,031
4. Paul Lowe, 1960-68	1,015
5. Natrone Means, 1993-95, 98-99	1,013
6. Austin Ekeler, 2017-23	990
7. Ryan Mathews, 2010-14	923
8. Chuck Muncie, 1980-84	773
9. Don Woods, 1974-80	713
10. Keith Lincoln, 1961-66, 68	573

TOTAL YARDS FROM SCRIMMAGE

1. LaDainian Tomlinson, 2001-09	16,445
2. Antonio Gates, 2003-18	11,841
3. Keenan Allen, 2013-23	10,643
4. Lance Alworth, 1962-70	9,721
5. Charlie Joiner, 1976-86	9,191
6. Austin Ekeler, 2017-23	8,239
7. Gary Garrison, 1966-76	7,562
8. Kellen Winslow, 1979-87	6,741
9. Wes Chandler, 1981-87	6,197
10. Melvin Gordon, 2015-19	6,113

PASSING YARDS

1. Philip Rivers, 2004-19	59,271
2. Dan Fouts, 1973-87	43,040
3. John Hadl, 1962-72	26,938
4. Justin Herbert, 2020-24	19,409
5. Stan Humphries, 1992-97	16,085
6. Drew Brees, 2001-05	12,348
7. Jack Kemp, 1960-62	5,996
8. Doug Flutie, 2001-04	4,901
9. John Friesz, 1990-93	4,396
10. Jim Harbaugh, 1999-2000	4,177

TOUCHDOWN PASSES

1. Philip Rivers, 2004-19	397
2. Dan Fouts, 1973-87	254
3. John Hadl, 1962-72	201
4. Justin Herbert, 2020-24	127
5. Stan Humphries, 1992-97	85
6. Drew Brees, 2001-05	80
7. Jack Kemp, 1960-62	37
8. Tobin Rote, 1963-64	29
9. Doug Flutie, 2001-04	25
10. Billy Joe Tolliver, 1989-90	21

PASS ATTEMPTS

1. Philip Rivers, 2004-19	7,591
2. Dan Fouts, 1973-87	5,604
3. John Hadl, 1962-72	3,640
4. Justin Herbert, 2020-24	2,699
5. Stan Humphries, 1992-97	2,350
6. Drew Brees, 2001-05	1,809
7. Jack Kemp, 1960-62	815
8. John Friesz, 1990-93	747
9. Doug Flutie, 2001-04	737
10. Jim Harbaugh, 1999-2000	636

PASS COMPLETIONS

1. Philip Rivers, 2004-19	4,908
2. Dan Fouts, 1973-87	3,297
3. John Hadl, 1962-72	1,824
4. Justin Herbert, 2020-24	1,789
5. Stan Humphries, 1992-97	1,335
6. Drew Brees, 2001-05	1,125
7. Doug Flutie, 2001-04	408
8. John Friesz, 1990-93	401
9. Jack Kemp, 1960-62	389
10. Jim Harbaugh, 1999-2000	372

PASSES INTERCEPTED

1. Dan Fouts, 1973-87	242
2. John Hadl, 1962-72	211
3. Philip Rivers, 2004-19	198
4. Stan Humphries, 1992-97	73
5. Drew Brees, 2001-05	53
6. Jack Kemp, 1960-62	49
7. Justin Herbert, 2020-24	43
8. Ryan Leaf, 1998-2000	33
9. Tobin Rote, 1963-64	32
10. Craig Whelihan, 1995-98	29

RECEIVING YARDS

1. Antonio Gates, 2003-18	11,841
2. Keenan Allen, 2013-23	10,530
3. Lance Alworth, 1962-70	9,584
4. Charlie Joiner, 1976-86	9,203
5. Gary Garrison, 1966-76	7,533
6. Kellen Winslow, 1979-87	6,741
7. Wes Chandler, 1981-87	6,132
8. Anthony Miller, 1988-93	5,582
9. Malcom Floyd, 2004-15	5,550
10. Mike Williams, 2017-23	4,806

RECEIVING TOUCHDOWNS

1. Antonio Gates, 2003-18	116
2. Lance Alworth, 1962-70	81
3. Keenan Allen, 2013-23	59
4. Gary Garrison, 1966-76	58
5. Charlie Joiner, 1976-86	47
6. Kellen Winslow, 1979-87	45
7. Wes Chandler, 1981-87	41
8. Vincent Jackson, 2005-11	37
9. Anthony Miller, 1988-93	37
10. John Jefferson, 1978-80	36

RECEPTIONS

1. Antonio Gates, 2003-18	955
2. Keenan Allen, 2013-23	904
3. Charlie Joiner, 1976-86	586
4. Kellen Winslow, 1979-87	541
5. LaDainian Tomlinson, 2001-09	530
6. Lance Alworth, 1962-70	493
7. Austin Ekeler, 2017-23	440
8. Gary Garrison, 1966-76	404
9. Ronnie Harmon, 1990-95	377
10. Anthony Miller, 1988-93	374

QUARTERBACK SACKS

1. Leslie O'Neal, 1986, 1988-95	105.5
2. Joey Bosa, 2016-24	70.0
3. Shaun Phillips, 2004-12	69.5
4. Gary Johnson, 1975-84	67.0
5. Lee Williams, 1984-90	65.5
6. Fred Dean, 1975-81	53.5
7. Melvin Ingram, 2012-20	49.0
8. Junior Seau, 1990-2002	47.0
9. Raylee Johnson, 1993-2003	46.0
10. Shawne Merriman, 2005-09	43.5
Leroy Jones, 1976-83	43.5

INTERCEPTIONS

1. Gill Byrd, 1983-92	42
2. Dick Harris, 1960-65	29
3. Rodney Harrison, 1994-2002	26
4. Kenny Graham, 1964-69	25
5. Mike Williams, 1975-82	24
6. Joe Beachamp, 1966-75	23
7. Quentin Jammer, 2002-12	21
Woodrowe Lowe, 1976-86	21
Bob Howard, 1967-74	21
Leslie "Speedy" Duncan, 1964-70	21

INTERCEPTION RETURN YARDS

1. Gill Byrd, 1983-92	546
2. Charlie McNeil, 1960-64	502
3. Kenny Graham, 1964-69	477
4. Joe Beachamp, 1966-75	433
5. Dick Harris, 1960-65	413
6. Rodney Harrison, 1994-2002	345
7. Woodrowe Lowe, 1976-86	343
8. Darren Carrington, 1991-94	337
9. Leslie "Speedy" Duncan, 1964-70	322
10. Glen Edwards, 1978-81	309

INTERCEPTION TOUCHDOWNS

1. Kenny Graham, 1964-69	5
Dick Harris, 1960-65	5
2. Woodrowe Lowe, 1976-86	4
4. Eric Weddle, 2007-13	3
Joe Beachamp, 1966-75	3
6. Desmond King, 2017-20	2
Shaun Phillips, 2004-12	2
Demorrio Williams, 2012	2
Antonio Cromartie, 2006-09	2
Clinton Hart, 2004-09	2
Donnie Edwards, 2002-06	2
Rodney Harrison, 1994-2002	2
Stanley Richard, 1991-94	2
Donald Frank, 1990-93	2
Gill Byrd, 1983-92	2
Gary Johnson, 1975-84	2
Leslie "Speedy" Duncan, 1964-70	2
Earl Faison, 1961-66	2
Charlie McNeil, 1960-64	2
Bob Laraba, 1960-61	2

TOUCHDOWNS SCORED

1. LaDainian Tomlinson, 2001-09	153
2. Antonio Gates, 2003-18	116
3. Lance Alworth, 1962-70	83
4. Austin Ekeler, 2017-23	69
5. Keenan Allen, 2013-23	60
6. Gary Garrison, 1966-76	58
7. Melvin Gordon, 2015-19	47
Charlie Joiner, 1976-86	47
9. Paul Lowe, 1960-68	46
10. Kellen Winslow, 1979-87	45
Chuck Muncie, 1980-84	45

POINTS SCORED

1. John Carney, 1990-2000.....	1,076
2. LaDainian Tomlinson, 2001-09.....	918
3. Nate Kaeding, 2004-12.....	889
4. Rolf Benirschke, 1977-86.....	766
5. Antonio Gates, 2003-18.....	700
6. Nick Novak, 2011-14, 17.....	503
7. Lance Alworth, 1962-70.....	500
8. Austin Ekeler, 2017-23.....	418
9. Dennis Pardee, 1968-75.....	380
10. Keenan Allen, 2013-23.....	364

FIELD GOALS

1. John Carney, 1990-2000.....	261
2. Nate Kaeding, 2004-12.....	180
3. Rolf Benirschke, 1977-86.....	146
4. Nick Novak, 2011-14, 17.....	110
5. Cameron Dicker, 2022-24.....	71
Dennis Pardee, 1968-75.....	71
7. Michael Badgley, 2018-20.....	52
Josh Lambo, 2015-16.....	52
9. George Blair, 1961-64.....	50
10. Steve Christie, 2001-03.....	42

FIELD GOAL ATTEMPTS

1. John Carney, 1990-2000.....	320
2. Rolf Benirschke, 1977-86.....	208
3. Nate Kaeding, 2004-12.....	207
4. Nick Novak, 2011-14, 17.....	130
5. Dennis Pardee, 1968-75.....	121
6. George Blair, 1961-64.....	80
7. Cameron Dicker, 2022-24.....	76
8. Ray Wersching, 1973-76.....	68
9. Michael Badgley, 2018-20.....	65
10. Josh Lambo, 2015-16.....	64

KICKOFF RETURN YARDS

1. Darren Sproles, 2005-10.....	6,469
2. Ronney Jenkins, 2000-02.....	3,997
3. Andre Coleman, 1994-96.....	3,914
4. Leslie "Speedy" Duncan, 1964-70.....	3,386
5. James Brooks, 1981-83.....	2,305
6. Kenny Bynum, 1997-2000.....	2,182
7. Lionel James, 1984-88.....	2,094
8. Nate Lewis, 1990-93.....	2,047
9. Artie Owens, 1976-79.....	1,998
10. Tim Dwight, 2001-04.....	1,876

KICKOFF RETURN TOUCHDOWNS

1. Andre Coleman, 1994-96.....	4
2. Ronney Jenkins, 2000-02.....	3
3. Darren Sproles, 2005-10.....	2
Anthony Miller, 1988-93.....	2
5. Andre Roberts, 2021.....	1
Micheal Spurlock, 2012.....	1
Tim Dwight, 2001-04.....	1
Richard Goodman, 2010-11.....	1
Rodney Harrison, 1994-2002.....	1
Nate Lewis, 1990-93.....	1
Jamie Holland, 1987-89.....	1
Gary Anderson, 1985-88.....	1
Keith Lincoln, 1960-66.....	1

KICKOFF RETURNS

1. Darren Sproles, 2005-10.....	258
2. Andre Coleman, 1994-96.....	166
3. Ronney Jenkins, 2000-02.....	165
4. Leslie "Speedy" Duncan, 1964-70.....	134
5. Kenny Bynum, 1997-2000.....	107
6. James Brooks, 1981-83.....	105
7. Lionel James, 1984-88.....	99
8. Nate Lewis, 1990-93.....	92
9. Artie Owens, 1976-79.....	88
10. Tim Dwight, 2001-04.....	80

PUNT RETURN YARDS

1. Mike Fuller, 1975-80.....	2,388
2. Leslie "Speedy" Duncan, 1964-70.....	1,651
3. Darrien Gordon, 1993-94, 96.....	1,407
4. Lionel James, 1984-88.....	1,193
5. Darren Sproles, 2005-10.....	935
6. Eric Parker, 2002-06.....	881
7. James Brooks, 1981-83.....	565
8. Derius Davis, 2023-24.....	556
9. Tim Dwight, 2001-04.....	508
10. Eric Metcalf, 1997.....	489

PUNT RETURN TOUCHDOWNS

1. Leslie "Speedy" Duncan, 1964-70.....	4
2. Eric Metcalf, 1997.....	3
Darrien Gordon, 1993-94, 96.....	3
4. Desmond King, 2017-20.....	2
Darren Sproles, 2005-10.....	2
Lionel James, 1984-88.....	2
Mike Fuller, 1975-80.....	2
Ron Smith, 1973.....	2
9. Derius Davis, 2023-24.....	1
Travis Benjamin, 2017-19.....	1
Micheal Spurlock, 2012.....	1
Tim Dwight, 2001-04.....	1
Andre Coleman, 1994-96.....	1
Nate Lewis, 1990-93.....	1
Kitrick Taylor, 1990-91.....	1
Keith Lincoln, 1961-68.....	1

PUNT RETURNS

1. Mike Fuller, 1975-80.....	212
2. Leslie "Speedy" Duncan, 1964-70.....	138
3. Lionel James, 1984-88.....	124
4. Darren Sproles, 2005-10.....	114
5. Eric Parker, 2002-06.....	105
6. Darrien Gordon, 1993-94, 96.....	103
7. James Brooks, 1981-83.....	52
8. Tim Dwight, 2001-04.....	46
9. Desmond King, 2017-20.....	45
Eric Metcalf, 1997.....	45

SEASONS

1. David Binn, 1994-2010.....	17
2. Philip Rivers, 2004-16.....	16
Antonio Gates, 2003-18.....	16
3. Dan Fouts, 1973-87.....	15
Russ Washington, 1968-82.....	15
6. Doug Wilkerson, 1971-84.....	14
Don Macek, 1976-89.....	14
8. Mike Scifres, 2003-15.....	13
Junior Seau, 1990-2002.....	13
10. Jamal Williams, 1998-2009.....	12

GAMES PLAYED

1. David Binn, 1994-2010.....	256
2. Antonio Gates, 2003-18.....	236
3. Philip Rivers, 2004-19.....	228
4. Junior Seau, 1990-2002.....	200
Russ Washington, 1968-82.....	200
6. Mike Scifres, 2003-15.....	195
Doug Wilkerson, 1971-84.....	195
8. Dan Fouts, 1973-87.....	181
9. Quentin Jammer, 2002-12.....	172
10. Charlie Joiner, 1976-86.....	164
Woodrow Lowe, 1976-86.....	164

SINGLE-SEASON TOP-10

RUSHING YARDS

1. LaDainian Tomlinson, 2006	1,815
2. LaDainian Tomlinson, 2002	1,683
3. LaDainian Tomlinson, 2003	1,645
4. LaDainian Tomlinson, 2007	1,474
5. LaDainian Tomlinson, 2005	1,462
6. Natrone Means, 1994	1,350
7. LaDainian Tomlinson, 2004	1,335
8. Ryan Mathews, 2013	1,255
9. LaDainian Tomlinson, 2001	1,236
10. Marion Butts, 1990	1,225

RUSHING TOUCHDOWNS

1. LaDainian Tomlinson, 2006	28
2. Chuck Muncie, 1981	19
3. LaDainian Tomlinson, 2005	18
4. LaDainian Tomlinson, 2004	17
5. LaDainian Tomlinson, 2007	15
6. LaDainian Tomlinson, 2002	14
7. Austin Ekeler, 2022	13
LaDainian Tomlinson, 2003	13
8. Austin Ekeler, 2021	12
LaDainian Tomlinson, 2009	12
Natrone Means, 1994	12
Chuck Muncie, 1983	12
Clarence Williams, 1979	12

RUSHING ATTEMPTS

1. LaDainian Tomlinson, 2002	372
2. LaDainian Tomlinson, 2006	348
3. Natrone Means, 1994	343
4. LaDainian Tomlinson, 2005	339
LaDainian Tomlinson, 2004	339
LaDainian Tomlinson, 2001	339
7. LaDainian Tomlinson, 2007	315
8. LaDainian Tomlinson, 2003	313
9. Earnest Jackson, 1984	296
10. LaDainian Tomlinson, 2008	292

TOTAL YARDS FROM SCRIMMAGE

1. LaDainian Tomlinson, 2003	2,370
2. LaDainian Tomlinson, 2006	2,323
3. LaDainian Tomlinson, 2002	2,172
4. LaDainian Tomlinson, 2007	1,949
5. LaDainian Tomlinson, 2005	1,832
6. LaDainian Tomlinson, 2004	1,776
7. Austin Ekeler, 2022	1,637
8. LaDainian Tomlinson, 2001	1,603
9. Lance Alworth, 1965	1,590
10. Natrone Means, 1994	1,585

PASSING YARDS

1. Justin Herbert, 2021	5,014
2. Dan Fouts, 1981	4,802
3. Philip Rivers, 2015	4,792
4. Justin Herbert, 2022	4,739
5. Dan Fouts, 1980	4,715
6. Philip Rivers, 2010	4,710
7. Philip Rivers, 2011	4,624
8. Philip Rivers, 2019	4,615
9. Philip Rivers, 2017	4,515
10. Philip Rivers, 2013	4,478

TOUCHDOWN PASSES

1. Justin Herbert, 2021	38
2. Philip Rivers, 2008	34
Philip Rivers, 2016	33
Dan Fouts, 1981	33
5. Philip Rivers, 2018	32
Philip Rivers, 2013	32
7. Justin Herbert, 2020	31
Philip Rivers, 2014	31
9. Philip Rivers, 2010	30
Dan Fouts, 1980	30

PASS ATTEMPTS

1. Justin Herbert, 2022	699
2. Justin Herbert, 2021	672
3. Philip Rivers, 2015	661
4. Dan Fouts, 1981	609
5. Justin Herbert, 2020	595
6. Philip Rivers, 2019	591
7. Dan Fouts, 1980	589
8. Philip Rivers, 2011	582
9. Philip Rivers, 2016	578
10. Philip Rivers, 2017	575

PASS COMPLETIONS

1. Justin Herbert, 2022	477
2. Justin Herbert, 2021	443
3. Philip Rivers, 2015	437
4. Justin Herbert, 2020	396
5. Philip Rivers, 2019	390
6. Philip Rivers, 2014	379
7. Philip Rivers, 2013	378
8. Philip Rivers, 2011	366
9. Dan Fouts, 1981	360
Philip Rivers, 2017	360

PASSES INTERCEPTED

1. John Hadl, 1968	32
2. John Hadl, 1972	26
3. John Hadl, 1971	25
Jack Kemp, 1960	25
5. Dan Fouts, 1980	24
Dan Fouts, 1979	24
John Hadl, 1962	24
8. Dan Fouts, 1986	22
John Hadl, 1967	22
Jack Kemp, 1961	22

RECEIVING YARDS

1. Lance Alworth, 1965	1,602
2. Keenan Allen, 2017	1,393
3. Lance Alworth, 1966	1,383
4. John Jefferson, 1980	1,340
5. Lance Alworth, 1968	1,312
6. Kellen Winslow, 1980	1,290
7. Anthony Miller, 1989	1,252
8. Keenan Allen, 2023	1,243
9. Lance Alworth, 1964	1,235
10. Tony Martin, 1995	1,224

RECEIVING TOUCHDOWNS

1. Tony Martin, 1996	14
Lance Alworth, 1965	14
3. Antonio Gates, 2004	13
John Jefferson, 1980	13
John Jefferson, 1978	13
Lance Alworth, 1966	13
Lance Alworth, 1964	13
8. Antonio Gates, 2014	12
Gary Garrison, 1970	12
10. Lance Alworth, 1963	11

RECEPTIONS

1. Keenan Allen, 2023	108
2. Austin Ekeler, 2022	107
3. Keenan Allen, 2021	106
4. Keenan Allen, 2019	104
5. Keenan Allen, 2017	102
6. Keenan Allen, 2020	100
LaDainian Tomlinson, 2003	100
8. Keenan Allen, 2018	97
9. Austin Ekeler, 2019	92
10. Tony Martin, 1995	90

QUARTERBACK SACKS (since 1982)

1. Khalil Mack, 2023	17.0
Shawne Merriman, 2006	17.0
Leslie O'Neal, 1992	17.0
4. Lee Williams, 1986	15.0
5. Lee Williams, 1989	14.0
6. Leslie O'Neal, 1990	13.5
7. Marcellus Wiley, 2001	13.0
8. Joey Bosa, 2017	12.5
Shawne Merriman, 2007	12.5
Leslie O'Neal, 1995	12.5
Leslie O'Neal, 1994	12.5
Leslie O'Neal, 1989	12.5
Leslie O'Neal, 1986	12.5

INTERCEPTIONS

1. Antonio Cromartie, 2007	10
2. Charlie McNeil, 1961	9
3. Ryan McNeil, 2001	8
Dick Harris, 1963	8
Claude Gibson, 1962	8
Bob Zeman, 1961	8
7. Casey Hayward, 2016	7
Eric Weddle, 2011	7
Darren Carrington, 1993	7
Gill Byrd, 1990	7
Gill Byrd, 1989	7
Gill Byrd, 1988	7
Danny Walters, 1983	7
Bryant Salter, 1972	7
Jim Hill, 1969	7
Leslie "Speedy" Duncan, 1966	7
Bud Whitehead, 1965	7
Dick Harris, 1961	7

INTERCEPTION RETURN YARDS

1. Charlie McNeil, 1961	349
2. Stanley Richard, 1994	224
3. Vencie Glenn, 1987	166
4. Gill Byrd, 1984	157
5. Jeff Dale, 1986	153
6. Darren Carrington, 1992	152
7. Bob Laraba, 1961	151
8. Woodrow Lowe, 1979	150
9. Antonio Cromartie, 2007	144
10. Dick Harris, 1961	140

INTERCEPTION TOUCHDOWNS

1. Dick Harris, 1961	3
2. Demorrio Williams, 2012	2
Clinton Hart, 2005	2
Stanley Richard, 1994	2
Gill Byrd, 1984	2
Woodrow Lowe, 1979	2
Kenny Graham, 1969	2
Joe Beauchamp, 1968	2
Bob Laraba, 1961	2
Charlie McNeil, 1961	2

TOUCHDOWNS SCORED

1. LaDainian Tomlinson, 2006	31
2. Austin Ekeler, 2021	20
LaDainian Tomlinson, 2005	20
4. Chuck Muncie, 1981	19
5. Austin Ekeler, 2022	18
LaDainian Tomlinson, 2007	18
LaDainian Tomlinson, 2004	18
8. LaDainian Tomlinson, 2003	17
9. LaDainian Tomlinson, 2002	15
Lance Alworth, 1964	15

POINTS SCORED

1. LaDainian Tomlinson, 2006	186
2. Nate Kaeding, 2009	146
3. Nick Novak, 2013	144
4. Nate Kaeding, 2006	136
5. John Carney, 1994	135
6. Cameron Dicker, 2023	128
7. Nate Kaeding, 2008	127
8. Austin Ekeler, 2021	124
John Carney, 1993	124
10. Nick Novak, 2011	122

FIELD GOALS

1. Nick Novak, 2013	34
John Carney, 1994	34
3. Nate Kaeding, 2009	32
4. Cameron Dicker, 2023	31
John Carney, 1999	31
John Carney, 1993	31
7. John Carney, 1996	29
8. Nick Novak, 2011	27
Nate Kaeding, 2008	27
10. Josh Lambo, 2016	26
Josh Lambo, 2015	26
Nate Kaeding, 2006	26
John Carney, 1998	26
John Carney, 1992	26

FIELD GOAL ATTEMPTS

1. John Carney, 1993	40
2. John Carney, 1994	38
3. Nick Novak, 2013	37
4. John Carney, 1999	36
John Carney, 1996	36
Rolf Benirschke, 1980	36
7. Nate Kaeding, 2009	35
8. Nick Novak, 2011	34
9. Cameron Dicker, 2023	33
Michael Badgley, 2020	33
10. Josh Lambo, 2016	32
Josh Lambo, 2015	32
Nate Kaeding, 2008	32
Wade Richey, 2001	32
John Carney, 1992	32
Dennis ParTEE, 1968	32

KICKOFF RETURN YARDS

1. Ronney Jenkins, 2001	1,541
2. Ronney Jenkins, 2000	1,531
3. Darren Sproles, 2005	1,528
4. Andre Coleman, 1995	1,411
5. Darren Sproles, 2008	1,376
6. Darren Sproles, 2009	1,300
7. Andre Coleman, 1994	1,293
8. Darren Sproles, 2010	1,257
9. Tim Dwight, 2004	1,222
10. Andre Coleman, 1996	1,210

KICKOFF RETURN TOUCHDOWNS

1. Ronney Jenkins, 2001	2
Andre Coleman, 1995	2
Andre Coleman, 1994	2
4. Andre Roberts, 2021	1
Micheal Spurlock, 2012	1
Richard Goodman, 2011	1
Darren Sproles, 2008	1
Darren Sproles, 2007	1
Tim Dwight, 2004	1
Ronney Jenkins, 2000	1
Rodney Harrison, 1997	1
Nate Lewis, 1991	1
Anthony Miller, 1989	1
Jamie Holland, 1988	1
Anthony Miller, 1988	1
Gary Anderson, 1985	1
Keith Lincoln, 1962	1

KICKOFF RETURNS

1. Ronney Jenkins, 2000	67
2. Darren Sproles, 2005	63
3. Andre Coleman, 1995	62
4. Ronney Jenkins, 2001	58
5. Andre Coleman, 1996	55
6. Darren Sproles, 2009	54
7. Darren Sproles, 2008	53
8. Darren Sproles, 2010	51
9. Tim Dwight, 2004	50
Leon Johnson, 2003	50

PUNT RETURN YARDS

1. Darrien Gordon, 1996	537
2. Eric Metcalf, 1997	489
3. Darrien Gordon, 1994	475
4. Leslie "Speedy" Duncan, 1965	464
5. Mike Fuller, 1979	448
6. Mike Fuller, 1978	436
Mike Fuller, 1976	436
8. Leslie "Speedy" Duncan, 1967	434
9. Mike Fuller, 1975	410
10. Lionel James, 1987	400

PUNT RETURN TOUCHDOWNS

1. Eric Metcalf, 1997	3
2. Darrien Gordon, 1994	2
Ron Smith, 1973	2
Leslie "Speedy" Duncan, 1965	2
5. Derius Davis, 2023	1
Desmond King, 2019	1
Desmond King, 2018	1
Travis Benjamin, 2017	1
Micheal Spurlock, 2012	1
Darren Sproles, 2009	1
Darren Sproles, 2007	1
Tim Dwight, 2001	1
Darrien Gordon, 1996	1
Andre Coleman, 1995	1
Nate Lewis, 1990	1
Kitrick Taylor, 1990	1
Lionel James, 1987	1
Lionel James, 1984	1
Mike Fuller, 1977	1
Mike Fuller, 1975	1
Leslie "Speedy" Duncan, 1968	1
Leslie "Speedy" Duncan, 1966	1
Keith Lincoln, 1961	1

PUNT RETURNS

1. Mike Fuller, 1979	46
2. Eric Metcalf, 1997	45
3. Mike Fuller, 1978	39
4. Eric Parker, 2006	37
5. Darrien Gordon, 1996	36
Darrien Gordon, 1994	36
Mike Fuller, 1975	36
Leslie "Speedy" Duncan, 1967	36
9. Mike Fuller, 1976	33
10. Latario Rachal, 1998	32
Lionel James, 1987	32

CHARGERS AND OPPONENT 10 LONGEST

RUNS FROM SCRIMMAGE

CHARGERS

- 87t Melvin Gordon, Oct. 29, 2017 at New England
Paul Lowe, Sept. 10, 1961 at Dallas Texans
86t Keith Lincoln, Sept. 30, 1962 at Oakland
85t LaDainian Tomlinson, Dec. 17, 2006 vs. K.C.
83t Michael Turner, Dec. 18, 2005 at Indianapolis
80t Brad Hubbert, Dec. 24, 1967 vs. N.Y. Jets
76t Keith Lincoln, Oct. 20, 1963 at Kansas City
76 LaDainian Tomlinson, Dec. 1, 2002 vs. Den.
75 Justin Jackson, Oct. 31, 2021 vs. New England
74t Michael Turner, Oct. 7, 2007 at Denver

OPPONENT

- 90t Colin Kaepernick, Dec. 20, 2014 at S.F.
89t Kenny King, Oct. 12, 1980 at Oakland
84t Damien Williams, Dec. 29, 2019 at K.C.
81 Billy Sims, Sept. 30, 1984 vs. Detroit
77 Napoleon Kaufman, Sept. 22, 1996 at Oak.
75t David Montgomery, Nov. 12, 2023 vs. Detroit
Dameon Pierce, Oct. 2, 2022 at Houston
74t Kenneth Walker III, Oct. 23, 2022 vs. Seattle
Jack Spikes, Sept. 10, 1961 at Dallas Texans
71t Corey Dillon, Nov. 2, 1997 at Cincinnati

PASS COMPLETIONS

CHARGERS

- 99t S.Humphries to T.Martin, Sept. 18, 1994 at Sea.
91t J.Kemp to K.Lincoln, Nov. 12, 1961 at Denver
88t E.Luther to B.Duckworth, Dec. 3, 1984 vs. Chi.
85t J.Hadl to L.Alworth, Oct. 17, 1965 at Boston
T.Rote to L.Alworth, Oct. 6, 1963 at Denver
84t P.Rivers to A.Ekeler, Dec. 8, 2019 at Jax.
J.Hadl to G.Garrison, Oct. 5, 1968 at N.Y. Jets
83t R.Leaf to J.Graham, Nov. 19, 2000 at Denver
82t T.Rote to L.Alworth, Dec. 6, 1964 vs. N.Y. Jets
81t P.Rivers to D.Sproles, Sept. 20, 2009 vs. Bal.
D.Fouts to C.Joiner, Oct. 17, 1976 vs. Hou. Oilers

OPPONENT

- 99t T.Green to M.Boerigter, Dec. 22, 2002 at K.C.
98t J.Lee to W.Dewveall, Nov. 25, 1962 at Hou. Oilers
96t J.Montana to J.Rice, Nov. 27, 1988 vs. S.F.
93t C.Morton to S.Watson, Sept. 27, 1981 at Denver
90t S.DeBerg to J.Birden, Nov. 18, 1990 at K.C.
C.Davidson to D.Dorsey, Dec. 2, 1962 vs. Oak.
89t N.O'Donnell to D.Stone, Sept. 1, 1991 at Pit.
87t D.Carr to A.Cooper, Dec. 31, 2017 vs. Oak.
J.Namath to D.Maynard, Nov. 24, 1968 vs. N.Y. Jets
F.Tripucka to A.Frazier, Nov. 12, 1961 at Den.

FIELD GOALS

CHARGERS

- 59 Cameron Dicker, Oct. 21, 2024 at Arizona
Michael Badgley, Dec. 9, 2018 vs. Cincinnati
57 Nate Kaeding, Dec. 21, 2008 at Tampa Bay
55 Cameron Dicker, Nov. 6, 2023 at N.Y. Jets
Cameron Dicker, Oct. 22, 2023 at Kansas City
Nate Kaeding, Nov. 29, 2009 vs. Kansas City
54 Josh Lambo, Oct. 12, 2015 vs. Pittsburgh
Nate Kaeding, Oct. 1, 2006 at Baltimore
John Carney, Sept. 17, 2000 at Kansas City
John Carney, Sept. 6, 1998 vs. Buffalo
John Carney, Nov. 10, 1991 vs. Seattle

OPPONENT

- 61 Brandon McManus, Jan. 2, 2022 vs. Denver
58 Harrison Butker, Sept. 20, 2020 vs. K.C. (OT)
Harrison Butker, Sept. 20, 2020 vs. K.C. (OT)
Dan Miller, Dec. 26, 1982 vs. Baltimore Colts
56 Greg Zuerlein, Sept. 19, 2021 vs. Dallas
Justin Tucker, Dec. 22, 2018 vs. Baltimore
Sebastian Janikowski, Oct. 9, 2016 at Oakland
55 Jason Sanders, Dec. 11, 2022 vs. Miami
Daniel Carlson, Dec. 4, 2022 at Las Vegas
Daniel Carlson, Sept. 11, 2022 vs. Las Vegas
Jason Elam, Nov. 7, 1999 vs. Denver
Gary Anderson, Nov. 25, 1984 at Pittsburgh
George Blanda, Dec. 3, 1961 vs. Houston Oilers

PUNTS

CHARGERS

- 83 JK Scott, Dec. 10, 2023 vs. Denver
82 Paul Maguire, Nov. 19, 1961 vs. Dallas Texans
73 Dennis Pardee, Oct. 17, 1971 at Denver
72 Mike Scifres, Sept. 21, 2014 at Buffalo
71 Mike Scifres, Nov. 10, 2011 vs. Oakland
Mike Scifres, Oct. 1, 2006 at Baltimore
Mike Scifres, Dec. 4, 2005 vs. Oakland
Maury Buford, Sept. 12, 1982 at Denver
John Hadl, Nov. 8, 1964 at Denver
70 Mike Scifres, Nov. 25, 2007 vs. Baltimore

OPPONENT

- 81 Dustin Colquitt, Dec. 2, 2007 at Kansas City
79 Drew Butler, Dec. 9, 2012 at Pittsburgh
77 Greg Montgomery, Sept. 19, 1993 vs. Hou. Oilers
75 Kevin Huber, Dec. 1, 2013 vs. Cincinnati
74 Tommy Townsend, Sept. 15, 2022 at Kansas City
Bob Grupp, Nov. 4, 1979 at Kansas City
73 Shane Lechler, Sept. 28, 2003 vs. Oakland
Ryan Plackemeier, Dec. 24, 2006 at Seattle
72 Chris Gardocki, Oct. 26, 1997 vs. Indianapolis
Bob Scarpitto, Oct. 22, 1967 at Denver
Jerrel Wilson, Sept. 29, 1963 vs. Kansas City

INTERCEPTION RETURNS

CHARGERS

- 103t Vencie Glenn, Nov. 29, 1987 vs. Denver
102t Donald Frank, Oct. 31, 1993 at L.A. Raiders
100t Leslie "Speedy" Duncan, Oct. 15, 1967 vs. K.C.
99t Shaun Gayle, Dec. 23, 1995 at N.Y. Giants
Stanley Richard, Sept. 4, 1994 at Denver
Gill Byrd, Oct. 4, 1984 at Kansas City
90t Desmond King, Nov. 23, 2017 at Dallas
Jahleel Addae, Jan. 1, 2017 vs. Kansas City
86 Trevor Williams, Sept. 30, 2018 vs. S.F.
83t Willie Clark, Sept. 22, 1996 at Oakland

OPPONENT

- 102t Louis Breedon, Nov. 8, 1981 vs. Cincinnati
99t Jaylen Watson, Sept. 15, 2022 at Kansas City
Janoris Jenkins, Nov. 23, 2014 vs. St. Louis
Kevin Ross, Sept. 6, 1992 vs. Kansas City
96t Ray Griffin, Nov. 11, 1979 at Cincinnati
Bashaud Breeland, Dec. 10, 2017 vs. Was.
91t Chad Greenway, Sept. 27, 2015 at Minnesota
Fred Williamson, Sept. 30, 1962 at Oakland
90t Leroy Butler, Sept. 15, 1996 at Green Bay
Deion Sanders, Dec. 11, 1994 vs. S.F.
87t Mark McMillian, Dec. 14, 1997 vs. K.C.

KICKOFF RETURNS

CHARGERS

- 105t Richard Goodman, Jan. 1, 2012 at Oakland
103t Darren Sproles, Sept. 14, 2008 at Denver
Keith Lincoln, Sept. 16, 1962 vs. Titans of N.Y.
101t Andre Roberts, Jan. 2, 2022 vs. Denver
99t Micheal Spurlock, Dec. 30, 2012 vs. Oakland
98t Gary Anderson, Nov. 17, 1985 at Denver
95t Nate Lewis, Nov. 17, 1991 vs. New Orleans
94t Jamie Holland, Dec. 18, 1988 vs. Kansas City
93t Ronney Jenkins, Nov. 18, 2001 at Oakland
Ronney Jenkins, Sept. 10, 2000 vs. N.O.
Anthony Miller, Nov. 20, 1988 at L.A. Rams

OPPONENT

- 104t Mecole Hardman, Dec. 29, 2019 at K.C.
Ira Mathews, Oct. 25, 1979 at Oakland
103t Percy Harvin, Sept. 11, 2011 vs. Minnesota
101t Leon Washington, Sept. 26, 2010 at Seattle
Brian Mitchell, Dec. 6, 1998 at Washington
99t Leon Washington, Sept. 26, 2010 at Seattle
Byron Hanspard, Dec. 7, 1997 vs. Atlanta
98t Will Blackwell, Dec. 24, 2000 vs. Pittsburgh
97t Cassius Vaughn, Jan. 2, 2011 at Denver
Tim Brown, Sept. 4, 1988 at L.A. Raiders

PUNT RETURNS

CHARGERS

95t Leslie "Speedy" Duncan, Nov. 24, 1968 vs. NYJ
90t Darrien Gordon, Sept. 25, 1994 at L.A. Raiders
88t Andre Coleman, Sept. 17, 1995 at Philadelphia
Mike Fuller, Oct. 9, 1977 at New Orleans
87t Derius Davis, Nov. 6, 2023 at N.Y. Jets
85t Eric Metcalf, Nov. 2, 1997 at Cincinnati
84t Tim Dwight, Sept. 9, 2001 vs. Washington
Ron Smith, Nov. 18, 1973 vs. New Orleans
83t Eric Metcalf, Nov. 30, 1997 vs. Denver
82t Paul Lowe, Oct. 7, 1961 at Boston

OPPONENT

95t Tyreek Hill, Jan. 1, 2017 vs. Kansas City
94t Dexter McCluster, Sept. 13, 2010 at K.C.
92t Rick Upchurch, Oct. 3, 1976 at Denver
91t Tyreek Hill, Sept. 9, 2018 vs. Kansas City
86t Tamarick Vanover, Oct. 9, 1995 at Kansas City
82t George Atkinson, Oct. 13, 1968 at Oakland
82 Ray Buchanan, Nov. 3, 1996 at Indianapolis
81 Dennis Northcutt, Nov. 5, 2006 vs. Cleveland
80t Phillip Buchanon, Dec. 28, 2003 vs. Oakland
79t Lemar Parrish, Dec. 6, 1970 vs. Cincinnati

FUMBLE RETURNS

CHARGERS

86t Eric Weddle, Nov. 30, 2008 vs. Atlanta
82t Donnie Edwards, Nov. 10, 2002 at St. Louis
81t Vencie Glenn, Oct. 22, 1989 vs. N.Y. Giants
79t Marlon McCree, Oct. 29, 2006 vs. St. Louis
78t Paul Bradford, Nov. 23, 1997 at San Francisco
75t Keith Browner (25 yds.) lateral to
Sam Seale(50 yds.), Nov. 20, 1988
at L.A. Rams
61t Tevaughn Campbell, Dec. 5, 2021 at Cincinnati
Caraun Reid, Sept. 25, 2016 at Indianapolis
58t Rick Redman, Oct. 2, 1966 vs. Miami
53t Darrell Stuckey, Dec. 7, 2014 vs. New England
53 Henry Rolling, Oct. 6, 1991 at L.A. Raiders

OPPONENT

97t Mike Edwards, Jan. 7, 2024 vs. Kansas City
68 A.J. Duhe, Oct. 15, 1978 vs. Miami
65t Tony Carter, Oct. 15, 2012 vs. Denver
64t Tyvon Branch, Oct. 10, 2010 at Oakland
63t Joey Browner, Sept. 2, 1984 at Minnesota
63 Rob Ninkovich, Oct. 24, 2010 vs. N.E.
62 Carlton Gray, Oct. 27, 1996 at Seattle
59t George Atkinson, Nov. 25, 1973 at Oakland
57t Tyreek Hill, Dec. 11, 2022 vs. Miami
56t Ifeadi Odenigbo, Dec. 15, 2019 vs. Minnesota

BLOCKED PUNT RETURNS

CHARGERS

35t Bob Zeman, Oct. 7, 1961 at Boston
21t Derrie Nelson, Nov. 13, 1983 vs. Dallas
19 Pete Lazetich, Sept. 24, 1972 vs. Denver
5 Gene Selawski, Oct. 22, 1961 at Oakland
4 Wayne Davis, Nov. 17, 1985 at Denver
3 Steve Heiden, Dec. 17, 2000 at Carolina
0t Jacob Hester, Oct. 25, 2009 at Kansas City
Darryll Lewis, Sept. 26, 1999 vs. Indianapolis
0s Carlos Polk, Sept. 22, 2002 at Arizona
0 Corey Lynch, Sept. 10, 2012 at Oakland

OPPONENT

37t Frank Warren, Nov. 17, 1991 vs. New Orleans
29t Adam Hayward, Nov. 11, 2012 at Tampa Bay
16 Randy McClanahan, Sept. 18, 1977 at Oak.
15 Walt Landers, Sept. 24, 1978 vs. Green Bay
14 Glen Cadrez, Oct. 13, 2002 vs. Kansas City
9 Tyrone Braxton, Oct. 2, 1988 vs. Denver
5t Hiram Eugene, Oct. 10, 2010 at Oakland
2t Jerry Robinson, Nov. 20, 1986 vs. L.A. Raiders
0s Nick Schommer, Oct. 31, 2010 vs. Tennessee
Rock Cartwright, Oct. 10, 2010 at Oakland

BLOCKED FIELD GOAL RETURNS

CHARGERS

72t Leslie "Speedy" Duncan, Nov. 23, 1967 vs. Den.
35 Tom Day, Oct. 15, 1967 vs. Kansas City
28 Jim Tolbert, Nov. 15, 1971 vs. St. Louis
27 Kenny Graham, Nov. 15, 1964 at Kansas City
25 Jeff Staggs, Oct. 25, 1970 vs. Houston Oilers

OPPONENT

66 Tommy Casanova, Sept. 22, 1974 at Cin.
65t Matt Ware, Oct. 23, 2005 at Philadelphia
60 Louis Wright, Nov. 17, 1985 at Denver
54t Doug Evans, Dec. 17, 2000 at Carolina
44t Devin McCourty, Dec. 6, 2020 vs. N.E.
42t Ray McElroy, Oct. 26, 1997 vs. Indianapolis
28 John Barmlett, Nov. 27, 1966 vs. Denver
17 Charlie West, Dec. 5, 1971 vs. Minnesota
Mike Statton, Oct. 1, 1967 vs. Buffalo
16 Daniel Thomas, Oct. 25, 2020 vs. Jax.
Fletcher Smith, Oct. 15, 1967 vs. Kansas City

MISSED FIELD GOAL RETURNS

CHARGERS

109t Antonio Cromartie, Nov. 4, 2007 at Min.

INDIVIDUAL POSTSEASON RECORDS

*NFL Record

SCORING

Most Points, Career

- 42 Nate Kaeding, 2004-09
- 37 Rolf Benirschke, 1977-86
- 30 John Carney, 1990-2000

Most Points, Game

- 15 Michael Badgley, AFC Wild Card, Jan. 6, 2019, at Baltimore
- 12 (10x) Last: Cameron Dicker and Austin Ekeler, AFC Wild Card, Jan. 14, 2023 at Jax.
- 11 Rolf Benirschke, AFC Divisional, Jan. 2, 1982 at Miami

Most Touchdowns, Career

- 4 Darren Sproles, 2005-09
- LaDainian Tomlinson, 2001-09
- Kellen Winslow, 1979-87
- Charlie Joiner, 1976-86
- 3 (4x) Last: Keenan Allen, 2013-22
- 2 (8x) Last: Austin Ekeler, 2017-22

Most Touchdowns, Game

- 2 (8x) Last: Austin Ekeler, AFC Wild Card Jan. 14, 2023 at Jacksonville
- 1 (53x) Last: Gerald Everett, AFC Wild Card Jan. 14, 2023 at Jacksonville

Most Points After Touchdown, Career

- 18 Nate Kaeding, 2004-09
- 16 Rolf Benirschke, 1977-86
- 9 John Carney, 1990-2000

Most Points After Touchdown, Game

- 6 George Blair, AFL Championship, Jan. 5, 1964 vs. Boston
- 5 Rolf Benirschke, AFC Divisional, Jan. 2, 1982 at Miami
- 4 (2x) Last: Nate Kaeding, AFC Divisional, Jan. 13, 2008 at Indianapolis

Most Two-Point Conversions, Game

- 1 (4x) Last: Keenan Allen, AFC Divisional, Jan. 13, 2019 at New England

FIELD GOALS

Most, Career

- 8 Nate Kaeding, 2004-09
- 7 John Carney, 1990-2000
- Rolf Benirschke, 1977-86
- 5 Michael Badgley, 2018-20

Most, Game

- 5 Michael Badgley, AFC Wild Card, Jan. 6, 2019 at Baltimore
- 4 Nate Kaeding, AFC Championship, Jan. 20, 2008 at New England
- 3 Cameron Dicker, AFC Wild Card, Jan. 14, 2023 at Jacksonville
- Ben Agajanian, AFL Championship, Jan. 1, 1961 vs. Houston Oilers

Longest

- 54 John Carney, AFC Wild Card, Dec. 31, 1995 vs. Indianapolis
- 53 Michael Badgley, AFC Wild Card, Jan. 6, 2019 at Baltimore
- 50 Cameron Dicker, AFC Wild Card, Jan. 14, 2023 at Jacksonville

RUSHING

Most Attempts, Career

- 110 Chuck Muncie, 1980-84
- 96 LaDainian Tomlinson, 2001-09
- 63 Natrone Means, 1993-95, 98-99

Most Attempts, Game

- 26 LaDainian Tomlinson, AFC Wild Card, Jan. 8, 2005 vs. New York Jets
- 25 Chuck Muncie, AFC First Round, Jan. 9, 1983 at Pittsburgh
- 24 Natrone Means, AFC Divisional, Jan. 8, 1995 vs. Miami
- Chuck Muncie, AFC Divisional, Jan. 2, 1982 at Miami

Most Yards, Career

- 516 Chuck Muncie, 1980-84
- 380 Paul Lowe, 1960-68
- 327 LaDainian Tomlinson, 2001-09

Most Yards, Game

- 206 Keith Lincoln, AFL Championship, Jan. 5, 1964 vs. Boston
- 165 Paul Lowe, AFL Championship, Jan. 1, 1961 at Houston Oilers
- 139 Natrone Means, AFC Divisional, Jan. 8, 1995 vs. Miami

Most Touchdowns, Career

- 4 LaDainian Tomlinson, 2001-09
- 3 Chuck Muncie, 1980-84
- 2 (6x) Last: Austin Ekeler, 2017-22

Most Touchdowns, Game

- 2 Austin Ekeler, AFC Wild Card, Jan. 14, 2023 at Jacksonville
- Darren Sproles, AFC Wild Card, Jan. 3, 2009 vs. Indianapolis
- LaDainian Tomlinson, AFC Divisional, Jan. 14, 2007 vs. New England
- 1 (24x) Last: Melvin Gordon, AFC Divisional, Jan. 13, 2019 at New England

Longest Run

- 67t Keith Lincoln, AFL Championship, Jan. 5, 1964 vs. Boston
- 58t Ronnie Brown, AFC Wild Card, Jan. 5, 2014 at Cincinnati
- Paul Lowe, AFL Championship, Jan. 5, 1964 vs. Boston
- 56t Keith Lincoln, AFL Championship, Jan. 5, 1964 vs. Boston

PASSING

Most Attempts, Career

- 355 Philip Rivers 2004-19
- 286 Dan Fouts 1973-87
- 228 Stan Humphries 1992-97

Most Completions, Career

- 211 Philip Rivers, 2004-19
- 159 Dan Fouts, 1973-1987
- 118 Stan Humphries, 1992-97

Highest Completion Pct., Career (min. 40 att.)

- 73.8 Drew Brees, 2001-04
- 59.4 Philip Rivers, 2004-19
- 58.1 Justin Herbert, 2020-22

Most Attempts, Game

- 53 Dan Fouts, AFC Divisional, Jan. 2, 1982 at Miami (OT)
- 51 Philip Rivers, AFC Divisional, Jan. 13, 2019 at New England
- 49 Stan Humphries, Super Bowl XXIX, Jan. 29, 1995 vs. San Francisco

Most Completions, Game

- 33 Dan Fouts, AFC Divisional, Jan. 2, 1982 at Miami (OT)
- 31 Drew Brees, AFC Wild Card, Jan. 8, 2005 vs. New York Jets
- 28 Stan Humphries, AFC Wild Card, Dec. 31, 1995 vs. Indianapolis

Highest Completion Pct, Game (min. 10 att.)

- 75.0 Philip Rivers, AFC Wild Card, Jan. 5, 2014 at Cincinnati
- 73.8 Drew Brees, AFC Wild Card, Jan. 8, 2005 vs. New York Jets
- 73.7 Philip Rivers, AFC Divisional, Jan. 13, 2008 at Indianapolis

Most Yards, Career

- 2,656 Philip Rivers, 2004-19
- 2,125 Dan Fouts, 1973-87
- 1,347 Stan Humphries, 1992-97

Most Yards, Game

- 433 Dan Fouts, AFC Divisional, Jan. 2, 1982 at Miami (OT)
- 336 Dan Fouts, AFC Championship, Jan. 11, 1981 vs. Oakland
- 333 Dan Fouts, AFC First Round, Jan. 9, 1983 at Pittsburgh

Most Touchdowns, Career

- 14 Philip Rivers, 2004-19
- 12 Dan Fouts, 1973-87
- 6 Stan Humphries, 1992-97

Most Touchdowns, Game

- 3 (5x) Last: Philip Rivers, AFC Divisional, Jan. 13, 2019 at New England
- 2 (6x) Last: Philip Rivers, AFC Divisional, Jan. 12, 2014 at Denver
- 1 (10x) Last: Justin Herbert, AFC Wild Card, Jan. 14, 2023 at Jacksonville

Highest Passer Rating, Career (min. 40 att.)

- 101.2 Drew Brees, 2001-04
- 84.7 Justin Herbert, 2020-22
- 84.2 Philip Rivers, 2004-19

Highest Passer Rating, Game (min. 10 att.)

- 145.3 Tobin Rote, AFL Championship, Jan. 5, 1964 vs. Boston
- 133.2 Philip Rivers, AFC Divisional, Jan. 13, 2008 at Indianapolis
- 132.1 John Hadl, AFL Championship, Jan. 5, 1964 vs. Boston

Most Games 300 Yards or More, Career

- 5 Dan Fouts, 1973-87
- 2 Philip Rivers, 2004-19
- 1 Drew Brees, 2001-04

Most Games 400 Yards or More, Career

- 1 Dan Fouts, 1973-87

Longest Completion

- 62t Philip Rivers, AFC Divisional, Jan. 11, 2009 at Pittsburgh
- 58 Philip Rivers, AFC Divisional, Jan. 14, 2007 vs. New England
- 56t Philip Rivers, AFC Divisional, Jan. 13, 2008 at Indianapolis

Most Interceptions, Career

- 16 Dan Fouts, 1973-87
- 13 Stan Humphries, 1992-97
- 10 Philip Rivers, 2004-19

Most Interceptions, Game

- 5 Dan Fouts, AFC Second Round, Jan. 16, 1983 at Miami
- Dan Fouts, AFC Divisional, Dec. 29, 1979 vs. Houston Oilers
- 4 (3x) Last: Stan Humphries, AFC Wild Card, Dec. 31, 1995 vs. Indianapolis
- 2 (9x) Last: Philip Rivers, AFC Divisional, Jan. 17, 2010 vs. New York Jets

RECEIVING

Most Receptions, Career

- 51 Antonio Gates, 2003-18
- 39 Ronnie Harmon, 1990-95
- 30 Charlie Joiner, 1976-86

Most Receptions, Game

- 13 Kellen Winslow, AFC Divisional, Jan. 2, 1982 at Miami (OT)
- 10 Ronnie Harmon, AFC Wild Card, Dec. 31, 1995 vs. Indianapolis
- 9 (4x) Last: Eric Parker, AFC Wild Card, Jan. 8, 2005 vs. New York Jets

Most Yards, Career

- 540 Antonio Gates, 2003-18
- 539 Charlie Joiner, 1976-86
- 503 Vincent Jackson, 2005-09

Most Yards, Game

- 166 Kellen Winslow, AFC Divisional, Jan. 2, 1982 at Miami (OT)
- 142 Keenan Allen, AFC Divisional, Jan. 12, 2014 at Denver
- 133 Ronnie Harmon, AFC Wild Card, Dec. 31, 1995 vs. Indianapolis

Most Touchdowns, Career

- 4 Kellen Winslow, 1979-87
- Charlie Joiner, 1976-86
- 3 Keenan Allen, 2013-22
- Vincent Jackson, 2005-11
- 2 (5x) Last: Antonio Gates, 2003-18

Most Touchdowns, Game

- 2 (4x) Last: Keenan Allen, AFC Divisional, Jan. 12, 2014 at Denver
- 1 (31x) Last: Gerald Everett, AFC Wild Card, Jan. 14, 2023 at Jacksonville

SCRIMMAGE YARDS

Most, Career

- 644 Chuck Muncie, 1980-84
- 540 Antonio Gates, 2003-18
- 539 Charlie Joiner, 1976-86

Most, Game

- 329 Keith Lincoln, AFL Championship, Jan. 5, 1964 vs. Boston
- 187 LaDainian Tomlinson, AFC Divisional, Jan. 14, 2007 vs. New England
- 170 Paul Lowe, AFL Championship, Jan. 1, 1961 at Houston Oilers

INTERCEPTIONS

Most Interceptions, Career

- 3 Asante Samuel, 2020-22
- Drayton Florence, 2003-07
- Glen Edwards, 1978-81
- 2 (5x) Last: Quentin Jammer, 2002-09
- 1 (21x) Last: Drue Tranquill, 2019-22

Most Interceptions, Game

- 3 Asante Samuel, AFC Wild Card, Jan. 14, 2023 at Jacksonville
- 2 (4x) Last: Glen Edwards, AFC Divisional, Jan. 3, 1981 vs. Buffalo
- 1 (29x) Last: Drue Tranquill, AFC Wild Card, Jan. 14, 2023 at Jacksonville

Most Interception Return Yards, Career

- 62 Glen Edwards, 1978-81
- 45 Bud Whitehead, 1961-68
- 40 Darren Carrington, 1991-94

Most Interception Return Yards, Game

- 45 Bud Whitehead, AFL Championship, Dec. 24, 1961 vs. Houston Oilers
- 40 Darren Carrington, AFC Wild Card, Jan. 12, 1993 vs. Kansas City
- 35 Bruce Laird, AFC First Round, Jan. 9, 1983 at Pittsburgh
- Glen Edwards, AFC Divisional, Jan. 2, 1982 at Miami (OT)

Longest Interception Return

- 40 Darren Carrington, AFC Wild Card, Jan. 12, 1993 vs. Kansas City
- 30 Shareece Wright, AFC Wild Card, Jan. 5, 2014 at Cincinnati
- Antonio Cromartie, AFC Divisional, Jan. 13, 2008 at Indianapolis
- 24 Quentin Jammer, AFC Divisional, Jan. 17, 2010 vs. New York Jets

SACKS

Most, Career (since 1982)

- 3.0 Shawn Lee, 1992-95
- 2.5 Leslie O'Neal, 1992-95
- 2.0 Melvin Ingram, 2012-20
- Eric Weddle, 2007-15
- Luis Castillo, 2005-11
- Shawne Merriman, 2005-10
- Raylee Johnson, 1993-2003
- Burt Grossman, 1989-93

Most, Game (since 1982)

- 2.5 Leslie O'Neal, AFC Wild Card, Jan. 2, 1993 vs. Kansas City
- 2.0 (6x) Last: Melvin Ingram, AFC Wild Card, Jan. 6, 2019 at Baltimore
- 1.5 Steve Foley, AFC Wild Card, Jan. 8, 2005 vs. New York Jets

PUNTING

Most Punts, Career

- 52 Mike Scifres, 2003-13
- 13 John Kidd, 1990-94
- 11 Donnie Jones, 2018
- Bryan Wagner, 1994

Most Punts, Game

- 7 Mike Scifres, AFC Divisional, Jan. 14, 2007 vs. New England
- John Kidd, AFC Divisional, Jan. 10, 1993 at Miami
- 6 (7x) Last: Donnie Jones, AFC Divisional, Jan. 13, 2019 at New England
- 5 (7x) Last: JK Scott, AFC Wild Card, Jan. 14, 2023 at Jacksonville

Most Yards, Career

- 2,330 Mike Scifres, 2003-13
- 587 John Kidd, 1990-94
- 474 Bryan Wagner, 1994

Most Yards, Game

- 324 John Kidd, AFC Divisional, Jan. 10, 1993 at Miami
- 316 Mike Scifres, AFC Wild Card, Jan. 3, 2009 vs. Indianapolis (OT)
- 297 Mike Scifres, AFC Wild Card, Jan. 17, 2010 vs. New York Jets

Longest Punt

- 67 Mike Scifres, AFC Wild Card, Jan. 3, 2009 vs. Indianapolis (OT)
- 66 Mike Scifres, AFC Divisional, Jan. 13, 2008 at Indianapolis
- 65 Darren Bennett, AFC Wild Card, Dec. 31, 1995 vs. Indianapolis

Highest, Career (minimum 4 punts)

- 45.2 John Kidd, 1990-94
- 44.8 Mike Scifres, 2003-13
- 43.9 John Hadl, 1962-72

Highest, Game (minimum 2 punts)

- 59.0 Mike Scifres, AFC Divisional, Jan. 13, 2008 at Indianapolis
- 54.5 Darren Bennett, AFC Wild Card, Dec. 31, 1995 vs. Indianapolis
- 52.7 Mike Scifres, AFC Wild Card, Jan. 3, 2009 vs. Indianapolis (OT)

PUNT RETURNS

Most Returns, Career

- 12 Darren Sproles, 2005-09
- 8 Mike Fuller, 1975-80
- 7 Eric Parker, 2002-06

Most Returns, Game

- 5 Eric Parker, AFC Divisional, Jan. 14, 2007 vs. New England
- 4 (2x) Last: Desmond King, AFC Wild Card, Jan. 6, 2019 at Baltimore
- 3 (6x) Last: Darren Sproles, AFC Wild Card, Jan. 3, 2009 vs. Indianapolis (OT)

Most Yards, Career

- 107 Darren Sproles, 2005-09
- 99 Mike Fuller, 1975-80
- 63 Wes Chandler, 1981-87

Most Yards, Game

- 72 Darren Sproles, AFC Wild Card, Jan. 3, 2009 vs. Indianapolis (OT)
- 56 Wes Chandler, AFC Divisional, Jan. 2, 1982 at Miami (OT)
- 46 Desmond King, AFC Wild Card, Jan. 6, 2019 at Baltimore

Longest Return

- 56t Wes Chandler, AFC Divisional, Jan. 2, 1982 at Miami (OT)
- 33 Desmond King, AFC Wild Card, Jan. 6, 2019 at Baltimore

Most Touchdowns, Career

- 1 Wes Chandler, 1981-87

KICKOFF RETURNS

Most Returns, Career

- 21 Darren Sproles, 2005-09
- 19 Andre Coleman, 1994-96
- 17 James Brooks, 1981-83

Most Returns, Game

- 8 Andre Coleman, Super Bowl XXIX, Jan. 29, 1995 vs. San Francisco
- 6 Andre Coleman, AFC Wild Card, Dec. 31, 1995 vs. Indianapolis
- 5 (6x) Last: Desmond King, AFC Divisional, Jan. 13, 2019 at New England

Most Yards, Career

- 537 Darren Sproles, 2005-09
- 483 Andre Coleman, 1994-96
- 283 James Brooks, 1981-83

Most Yards, Game

- 244 Andre Coleman, Super Bowl XXIX, Jan. 29, 1995 vs. San Francisco
- 164 Darren Sproles, AFC Divisional, Jan. 11, 2009 at Pittsburgh
- 147 Leslie "Speedy" Duncan, AFL Championship, Dec. 26, 1964 at Buffalo

Longest Return

- 98t Andre Coleman, Super Bowl XXIX, Jan. 29, 1995 vs. San Francisco
- 72 Desmond King, AFC Wild Card, Jan. 6, 2019 at Baltimore
- 63 Darren Sproles, AFC Divisional, Jan. 11, 2009 at Pittsburgh

Most Touchdowns, Career

- 1 Andre Coleman, 1994-96

SERVICE

Most Games

- 12 Antonio Gates, 2003-18
- David Binn, 1994-2010
- 11 Philip Rivers, 2004-19
- 10 Nick Hardwick, 2004-13
- Mike Scifres, 2004-13

TEAM POSTSEASON RECORDS

*NFL Record

POINTS

Most, Quarter

- 24 AFC Divisional, Jan. 2, 1982 at Miami (1st Q)
- 21 AFL Championship, Jan. 5, 1964 vs. Boston (1st Q)
- 17 AFC Wild Card, Jan. 14, 2023 at Jax. (1st Q)
- AFC Divisional, Jan. 12, 2014 at Den. (4th Q)

Most, Quarter, Opponent

- 21 AFC Divisional, Jan. 13, 2019 at New England (2nd Q)
- AFC Divisional, Jan. 10, 1993 at Mia. (2nd Q)
- AFC Championship, Jan. 11, 1981 vs. Oakland (1st Q)
- 20 AFC Second Round, Jan. 16, 1983 at Miami (2nd Q)
- 14 (11x) Last: AFC Wild Card, Jan. 6, 2019 at Bal.

Most Quarter, Both Teams

- 33 AFC Second Round, Jan. 16, 1983 at Miami (2nd Q)
- 28 (4x) Last: AFC Divisional, Jan. 11, 2009 at Pittsburgh (4th Q)
- 25 AFC Wild Card, Jan. 6, 2019 at Bal. (4th Q)

Most, Game

- 51 AFL Championship, Jan. 5, 1964 vs. Boston
- 41 AFC Divisional, Jan. 2, 1982 at Miami (OT)
- 31 AFC First Round, Jan. 9, 1983 at Pittsburgh

Most, Game, Opponent

- 49 Super Bowl XXIX, Jan. 29, 1995 vs. S.F.
- 41 AFC Divisional, Jan. 13, 2019 at New England
- 38 AFC Divisional, Jan. 2, 1982 at Miami (OT)

Most, Game, Both Teams

- 79 AFC Divisional, Jan. 2, 1982 at Miami (OT)
- 75 Super Bowl XXIX, Jan. 29, 1995 vs. S.F.
- 69 AFC Divisional, Jan. 13, 2019 at New England

Fewest, Game

- 0 AFC Divisional, Jan. 10, 1993 at Miami
- AFL Championship, Dec. 26, 1965 vs. Buffalo
- 3 AFL Championship, Dec. 24, 1961 vs. Houston Oilers
- 7 AFC Championship, Jan. 10, 1982 at Cincinnati
- AFL Championship, Dec. 26, 1964 at Buffalo

Fewest, Game, Opponent

- 0 AFC Wild Card, Jan. 2, 1993 vs. Kansas City
- 6 AFC Wild Card, Jan. 6, 2008 vs. Tennessee
- 10 (3x) Last: AFC Wild Card, Jan. 5, 2014 at Cincinnati

Fewest, Game, Both Teams

- 13 AFL Championship, Dec. 24, 1961 vs. Houston Oilers
- 17 AFC Wild Card, Jan. 2, 1993 vs. Kansas City
- 23 (2x) Last: AFC Wild Card, Jan. 6, 2008 vs. Tennessee

TOUCHDOWNS

Most, Game

- 7 AFL Championship, Jan. 5, 1964 vs. Boston
- 5 AFC Divisional, Jan. 2, 1982 at Miami (OT)
- 4 (3x) Last: AFC Divisional, Jan. 13, 2019 at New England

Most, Game, Opponent

- 7 Super Bowl XXIX, Jan. 29, 1995 vs. S.F.
- 5 (4x) Last: AFC Divisional, Jan. 13, 2019 at New England
- 4 (5x) Last: AFC Wild Card, Jan. 14, 2023 at Jacksonville

Most, Game, Both Teams

- 10 Super Bowl XXIX, Jan. 29, 1995 vs. S.F.
- AFC Divisional, Jan. 2, 1982 at Miami (OT)
- 9 AFC Divisional, Jan. 13, 2019 at New England
- 8 (3x) Last: AFC Divisional, Jan. 11, 2009 at Pittsburgh

POINTS AFTER TOUCHDOWN

Most, Game

- 6 AFL Championship, Jan. 5, 1964 vs. Boston
- 5 AFC Divisional, Jan. 2, 1982 at Miami (OT)
- 4 (2x) Last: AFC Divisional, Jan. 13, 2008 at Indianapolis

Most, Game, Opponent

- 7 Super Bowl XXIX, Jan. 29, 1995 vs. S.F.
- 5 (4x) Last: AFC Divisional, Jan. 13, 2019 at New England
- 4 (4x) Last: AFC Divisional, Jan. 10, 1993 at Miami

Most, Game, Both Teams

- 10 Super Bowl XXIX, Jan. 29, 1995 vs. S.F.
- AFC Divisional, Jan. 2, 1982 at Miami (OT)
- 8 (2x) Last: AFC Divisional, Jan. 11, 2009 at Pittsburgh
- 7 (5x) Last: AFC Divisional, Jan. 13, 2019 at New England

Most Two-Point Conversions, Game

- 2 Super Bowl XXIX, Jan. 29, 1995 vs. S.F.
- 1 AFC Divisional, Jan. 13, 2019 at New England

Most Two-Point Conversions, Game, Opponent

- 1 AFC Wild Card, Jan. 14, 2023 at Jacksonville
- AFC Divisional, Jan. 14, 2007 vs. N.E.

FIELD GOALS

Most, Game

- 5 AFC Wild Card, Jan. 6, 2019 at Baltimore
- 4 AFC Championship, Jan. 20, 2008 at N.E.
- 3 AFC Wild Card, Jan. 14, 2023 at Jacksonville
- AFL Championship, Jan. 1, 1961 at Houston Oilers

Most, Game, Opponent

- 4 AFC Championship, Jan. 20, 2008 at N.E.
- 3 (2x) Last: AFC Divisional, Jan. 14, 2007 at New England
- 2 (7x) Last: AFC Divisional, Jan. 13, 2019 at New England

Most, Game, Both Teams

- 6 AFC Wild Card, Jan. 6, 2019 at Baltimore
- 4 (4x) Last: AFC Wild Card, Jan. 14, 2023 at Jacksonville
- 3 (7x) Last: AFC Wild Card, Jan. 5, 2014 at Cincinnati

FIRST DOWNS

Most, Game

- 33 AFC Divisional, Jan. 2, 1982 at Miami (OT)
- 29 AFC First Round, Jan. 9, 1983 at Pittsburgh
- 28 AFC Divisional, Jan. 8, 1995 vs. Miami

Most, Game, Opponent

- 30 AFC Divisional, Jan. 13, 2019 at New England
- 29 AFC Second Round, Jan. 16, 1983 at Miami
- 28 Super Bowl XXIX, Jan. 29, 1995 vs. S.F.

Most, Game, Both Teams

- 58 AFC Divisional, Jan. 2, 1982 at Miami (OT)
- 55 AFC First Round, Jan. 9, 1983 at Pittsburgh
- 52 AFC Divisional, Jan. 13, 2019 at New England

Fewest, Game

- 10 AFC Divisional, Jan. 10, 1993 at Miami
- 12 AFL Championship, Dec. 26, 1965 vs. Buffalo
- 13 (2x) Last: AFC Divisional, Jan. 12, 2014 at Denver

Fewest, Game, Opponent

- 11 AFC Wild Card, Jan. 6, 2019 at Baltimore
- 14 (3x) Last: AFC Divisional, Jan. 17, 2010 vs. New York Jets
- 15 (2x) Last: AFC Wild Card, Jan. 6, 2008 vs. Tennessee

Fewest, Game, Both Teams

- 25 AFC Wild Card, Jan. 6, 2019 at Baltimore
- 26 AFL Championship, Dec. 26, 1965 vs. Buffalo
- 28 AFC Divisional, Jan. 10, 1993 at Miami

FIRST DOWNS RUSHING

Most, Game

- 12 AFC Divisional, Jan. 14, 2007 at N.E.
- AFC Divisional, Jan. 8, 1995 vs. Miami
- 11 (5x) Last: AFC Wild Card, Jan. 3, 2009 vs. Indianapolis (OT)
- 10 AFC Divisional, Jan. 2, 1982 at Miami (OT)

Most, Game, Opponent

- 15 AFC Second Round, Jan. 16, 1983 at Miami
- 13 (2x) Last: AFC Divisional, Jan. 12, 2014 at Denver
- 12 (2x) Last: AFC Divisional, Jan. 11, 2009 at Pittsburgh

Most, Game, Both Teams

- 20 AFC Second Round, Jan. 16, 1983 at Miami
- 19 (2x) Last: AFC Wild Card, Jan. 5, 2014 at Cincinnati
- 17 (3x) Last: AFC Championship, Jan. 20, 2008 at New England

Fewest, Game

- 1 (2x) Last: AFC Divisional, Jan. 12, 2014 at Denver
- 2 (2x) Last: AFC Divisional, Jan. 13, 2019 at New England
- 3 (2x) Last: AFC Wild Card, Jan. 6, 2019 at Baltimore

Fewest, Game, Opponent

- 2 AFC Divisional, Jan. 8, 1995 vs. Miami
- 3 (3x) Last: AFC Divisional, Jan. 14, 2007 at New England
- 4 (5x) Last: AFC Wild Card, Jan. 6, 2019 at Baltimore

Fewest, Game, Both Teams

- 7 AFC Wild Card, Jan. 6, 2019 at Baltimore
- 8 (3x) Last: AFC Divisional, Jan. 17, 2010 vs. New York Jets
- 9 AFC Wild Card, Jan. 14, 2023 at Jacksonville
- AFL Championship, Dec. 26, 1965 vs. Buffalo

FIRST DOWNS PASSING

Most, Game

- 21 AFC Divisional, Jan. 2, 1982 at Miami (OT)
- 20 AFC Wild Card, Dec. 31, 1995 vs. Indianapolis
- 19 AFC First Round, Jan. 9, 1983 at Pittsburgh

Most, Game, Opponent

- 21 AFC Divisional, Jan. 13, 2008 at Indianapolis
- AFC Divisional, Jan. 2, 1982 at Miami (OT)
- 20 AFC Wild Card, Jan. 5, 2014 at Cincinnati
- 19 AFC First Round, Jan. 9, 1983 at Pittsburgh

Most, Game, Both Teams

- 42 AFC Divisional, Jan. 2, 1982 at Miami (OT)
- 38 AFC First Round, Jan. 9, 1983 at Pittsburgh
- 35 AFC Divisional, Jan. 13, 2008 at Indianapolis

Fewest, Game

- 7 (5x) Last: AFC Divisional, Jan. 10, 1993 at Miami
- 8 (3x) Last: AFC Wild Card, Jan. 6, 2019 at Baltimore
- 9 (4x) Last: AFC Wild Card, Jan. 5, 2014 at Cincinnati

Fewest, Game, Opponent

- 5 AFC Divisional, Dec. 29, 1979 vs. Houston Oilers
- 6 AFC Divisional, Jan. 17, 2010 vs. N.Y. Jets
- 7 AFC Wild Card, Jan. 6, 2019 at Baltimore

Fewest, Game, Both Teams

- 15 (2x) Last: AFC Wild Card, Jan. 6, 2019 at Baltimore
- 16 (3x) Last: AFC Divisional, Jan. 10, 1993 at Miami
- 17 (2x) Last: AFC Wild Card, Jan. 2, 1993 vs. Kansas City

TOTAL NET YARDS GAINED

Most, Game

- 601 AFL Championship, Jan. 5, 1964 vs. Boston
- 564 AFC Divisional, Jan. 2, 1982 at Miami (OT)
- 479 AFC First Round, Jan. 9, 1983 at Pittsburgh

Most, Game, Opponent

- 498 AFC Divisional, Jan. 13, 2019 at New England
- 466 AFC Divisional, Jan. 2, 1982 at Miami (OT)
- 449 Super Bowl XXIX, Jan. 29, 1995 vs. S.F.

Most, Game, Both Teams

- 1,030 AFC Divisional, Jan. 2, 1982 at Miami (OT)
- 901 AFC First Round, Jan. 9, 1983 at Pittsburgh
- 862 AFL Championship, Jan. 5, 1964 vs. Boston

NET YARDS GAINED RUSHING

Most, Game

- 309 AFL Championship, Jan. 5, 1964 vs. Boston
- 202 AFC Wild Card, Jan. 8, 1995 vs. Miami
- 196 AFC Wild Card, Jan. 5, 2014 at Cincinnati

Most, Game, Opponent

- 219 AFL Championship, Dec. 26, 1964 vs. Buffalo
- 214 AFC Second Round, Jan. 16, 1983 at Miami
- 178 AFC Wild Card, Dec. 31, 1995 vs. Indianapolis

Most, Game, Both Teams

- 384 AFL Championship, Jan. 5, 1964 vs. Boston
- 343 AFL Championship, Dec. 26, 1964 vs. Buffalo
- 323 AFC Wild Card, Dec. 31, 1995 vs. Indianapolis

NET YARDS GAINED PASSING

Most, Game

- 415 AFC Divisional, Jan. 2, 1982 at Miami (OT)
- 351 AFC Championship, Jan. 11, 1981 vs. Oakland
- 333 AFC First Round, Jan. 9, 1983 at Pittsburgh

Most, Game, Opponent

- 402 AFC Divisional, Jan. 13, 2008 at Indianapolis
- 388 AFC Divisional, Jan. 2, 1982 at Miami (OT)
- 349 AFC Championship, Jan. 15, 1995 at Pit.

Most, Game, Both Teams

- 803 AFC Divisional, Jan. 2, 1982 at Miami (OT)
- 714 AFC Divisional, Jan. 13, 2008 at Indianapolis
- 659 AFC Divisional, Jan. 13, 2019 at New England

LEAGUE

STATS

2024 NATIONAL FOOTBALL LEAGUE

TEAM OFFENSIVE TOTALS

CATEGORY	BAL	BUF	CIN	CLE	DEN	HOU	IND	JAX	KC	LAC	LV
GAMES (W-L-T)	7-4-0	9-2-0	4-7-0	2-8-0	6-5-0	7-4-0	5-6-0	2-9-0	9-1-0	7-3-0	2-8-0
FIRST DOWNS	255	229	228	173	194	216	198	184	217	175	178
Rushing	95	88	53	54	79	62	76	63	71	63	38
Passing	137	117	155	104	104	138	108	109	133	98	124
Penalty	23	24	20	15	11	16	14	12	13	14	16
YDS GAINED (tot)	4731	3798	3897	2913	3437	3772	3528	3199	3379	3266	2850
Avg per Game	430.1	345.3	354.3	291.3	312.5	342.9	320.7	290.8	337.9	326.6	285.0
RUSHING (net)	1950	1311	1007	885	1276	1335	1304	1118	1114	1216	752
Avg per Game	177.3	119.2	91.6	88.5	116.0	121.4	118.6	101.6	111.4	121.6	75.2
Rushes	338	307	249	224	295	309	292	246	289	291	215
Yards per Rush	5.8	4.3	4.0	4.0	4.3	4.3	4.5	4.5	3.9	4.2	3.5
PASSING (net)	2781	2487	2890	2028	2161	2437	2224	2081	2265	2050	2098
Avg per Game	252.8	226.1	262.7	202.8	196.5	221.6	202.2	189.2	226.5	205.0	209.8
Attempts	322	342	408	386	360	378	334	334	344	279	362
Completions	216	219	274	237	237	238	193	205	239	178	241
Completion Pct	67.1%	64.0%	67.2%	61.4%	65.8%	63.0%	57.8%	61.4%	69.5%	63.8%	66.6%
Yards Gained	2877	2548	3028	2277	2308	2720	2421	2281	2404	2210	2312
Sacked	15	13	26	46	18	36	24	24	22	26	33
Yards Lost	96	61	138	249	147	283	197	200	139	160	214
Had Intercepted	3	5	4	8	6	7	12	9	11	1	11
Yards Opp Ret	38	86	62	93	35	65	88	31	130	0	137
Opp TDs on Int	0	0	1	0	0	0	1	0	0	0	1
PUNTS	35	37	39	55	51	51	46	44	30	51	38
Avg Yards	47.3	47.6	50.3	51.4	46.7	46.5	49.7	51.6	50.2	47.7	52.0
PUNT RETURNS	12	20	22	33	21	27	15	15	17	15	15
Avg Return	11.3	12.2	7.1	10.5	13.3	8.3	11.7	15.5	11.7	13.3	8.1
Returned for TD	0	0	0	0	0	0	0	1	0	0	0
KICKOFF RETURNS	24	11	22	24	12	16	14	19	11	8	10
Avg Return	24.9	27.3	27.6	22.5	28.1	27.1	30.0	26.2	25.0	28.8	27.5
Returned for TD	0	0	1	0	0	0	0	0	0	0	0
PENALTIES	92	68	52	74	73	81	60	63	51	53	60
Yards Penalized	763	517	414	550	631	673	427	445	445	411	466
FUMBLES BY	12	8	14	9	11	8	13	13	5	12	11
Fumbles Lost	6	2	6	4	7	5	6	7	3	4	9
Opp Fumbles	10	16	9	11	10	14	15	5	11	7	5
Opp Fumbles Lost	4	8	5	5	5	6	9	3	3	4	0
POSS. TIME (avg)	30:17	30:04	29:24	31:08	29:16	32:44	26:40	25:53	32:19	30:42	28:49
TOUCHDOWNS	41	38	36	17	25	26	26	23	27	23	19
Rushing	15	18	8	3	8	13	11	10	11	10	7
Passing	25	18	27	12	15	12	14	11	15	13	11
Returns	1	2	1	2	2	1	1	2	1	0	1
EXTRA POINT KICKS	38/39	33/37	32/33	10/12	24/24	24/24	23/23	19/19	24/25	19/22	15/15
2-PT CONVERSIONS	1/2	1/1	1/3	3/5	0/1	0/2	0/3	3/4	0/1	0/1	2/4
FIELD GOALS MADE/ATTEMPTED	16/22	19/22	15/21	14/20	19/22	26/31	19/22	15/16	18/20	21/23	18/20
POINTS SCORED	334	320	297	162	235	258	236	208	240	220	187

2024 NATIONAL FOOTBALL LEAGUE

TEAM DEFENSIVE TOTALS

CATEGORY	BAL	BUF	CIN	CLE	DEN	HOU	IND	JAX	KC	LAC	LV
POINTS ALLOWED	271	214	296	248	183	236	250	316	191	145	285
OPP FIRST DOWNS	233	216	238	175	198	193	229	262	179	175	197
Rushing	43	64	94	66	55	62	87	83	55	59	61
Passing	163	135	126	99	115	109	126	156	107	99	118
Penalty	27	17	18	10	28	22	16	23	17	17	18
OPP YARDS GAINED (tot)	3982	3620	3910	3427	3183	3268	4120	4551	2975	3171	3278
Avg per Game	362.0	329.1	355.5	342.7	289.4	297.1	374.6	413.7	297.5	317.1	327.8
OPP RUSHING (net)	852	1310	1428	1317	1085	1197	1574	1490	853	1105	1251
Avg per Game	77.5	119.1	129.8	131.7	98.6	108.8	143.1	135.5	85.3	110.5	125.1
Rushes	250	270	328	274	286	267	354	344	236	235	284
Yards per Rush	3.4	4.9	4.4	4.8	3.8	4.5	4.5	4.3	3.6	4.7	4.4
OPP PASSING (net)	3130	2310	2482	2110	2098	2071	2546	3061	2122	2066	2027
Avg per Game	284.6	210.0	225.6	211.0	190.7	188.3	231.5	278.3	212.2	206.6	202.7
Pass Attempts	434	373	370	293	360	363	357	375	330	340	316
Pass Completions	284	257	237	180	239	200	248	266	218	214	217
Completion Pct	65.4%	68.9%	64.1%	61.4%	66.4%	55.1%	69.5%	70.9%	66.1%	62.9%	68.7%
Yards Gained	3351	2495	2597	2283	2321	2314	2719	3192	2220	2239	2192
Sacked	35	27	19	28	39	34	25	21	19	34	19
Yards Lost	221	185	115	173	223	243	173	131	98	173	165
INTERCEPTED BY	7	13	6	2	8	14	8	5	6	9	5
Yards Returned	1	119	117	0	201	101	49	38	52	83	92
Returned for TD	0	2	0	0	1	0	0	0	0	0	1
OPP PUNT RETURNS	16	15	19	25	20	15	18	18	14	21	15
Avg Return	7.2	8.6	8.5	15.9	8.4	4.9	10.8	9.4	11.7	9.5	12.1
Returned for TD	0	0	0	1	0	0	0	0	0	0	0
OPP KICKOFF RETURNS	16	11	11	19	16	23	7	5	10	16	18
Avg Return	26.6	31.7	26.2	28.6	24.4	26.5	29.0	29.8	29.3	28.5	23.9
Returned for TD	0	1	0	1	0	0	0	0	0	0	0
OPP TOUCHDOWNS	29	24	36	30	18	28	27	37	22	15	32
Rushing	7	6	15	14	6	6	10	14	8	3	11
Passing	22	16	19	14	12	22	16	23	14	12	18
Returns	0	2	2	2	0	0	1	0	0	0	3

2024 NATIONAL FOOTBALL LEAGUE

TEAM OFFENSIVE TOTALS

CATEGORY	MIA	NE	NYJ	PIT	TEN	ARI	ATL	CAR	CHI	DAL	DET
GAMES (W-L-T)	4-6-0	3-8-0	3-8-0	8-2-0	2-8-0	6-4-0	6-5-0	3-7-0	4-6-0	3-7-0	9-1-0
FIRST DOWNS	194	189	193	190	181	201	220	157	183	192	228
Rushing	64	64	50	76	67	86	70	57	66	50	88
Passing	111	104	124	88	95	99	132	88	97	119	125
Penalty	19	21	19	26	19	16	18	12	20	23	15
YDS GAINED (tot)	3190	3093	3238	3240	2954	3464	3977	2807	2890	3223	3947
Avg per Game	319.0	281.2	294.4	324.0	295.4	346.4	361.6	280.7	289.0	322.3	394.7
RUSHING (net)	1220	1268	959	1367	1170	1494	1297	1100	1152	817	1522
Avg per Game	122.0	115.3	87.2	136.7	117.0	149.4	117.9	110.0	115.2	81.7	152.2
Rushes	292	290	235	343	268	285	290	239	278	215	323
Yards per Rush	4.2	4.4	4.1	4.0	4.4	5.2	4.5	4.6	4.1	3.8	4.7
PASSING (net)	1970	1825	2279	1873	1784	1970	2680	1707	1738	2406	2425
Avg per Game	197.0	165.9	207.2	187.3	178.4	197.0	243.6	170.7	173.8	240.6	242.5
Attempts	317	349	388	283	307	276	366	315	325	411	282
Completions	216	221	247	180	194	191	248	198	201	257	206
Completion Pct	68.1%	63.3%	63.7%	63.6%	63.2%	69.2%	67.8%	62.9%	61.9%	62.5%	73.1%
Yards Gained	2160	2064	2478	2067	1975	2058	2845	1809	2016	2569	2581
Sacked	25	35	26	28	33	15	24	18	41	29	19
Yards Lost	190	239	199	194	191	88	165	102	278	163	156
Had Intercepted	5	7	7	3	12	3	9	12	5	11	9
Yards Opp Ret	80	101	104	0	128	34	128	197	36	119	33
Opp TDs on Int	1	1	1	0	2	0	0	1	0	0	0
PUNTS	31	52	47	41	50	30	33	47	47	32	31
Avg Yards	45.1	50.3	48.7	47.3	48.6	49.1	47.9	45.9	47.6	49.3	51.5
PUNT RETURNS	15	20	25	21	24	9	13	15	15	9	25
Avg Return	10.6	15.6	9.2	11.4	8.5	11.8	9.9	9.1	10.2	16.2	14.4
Returned for TD	0	0	0	1	0	0	0	0	0	1	1
KICKOFF RETURNS	10	14	17	12	20	19	21	32	15	23	8
Avg Return	27.8	24.7	25.8	22.0	26.3	29.0	25.7	24.8	28.3	31.6	34.9
Returned for TD	0	0	0	0	0	1	0	0	0	0	0
PENALTIES	64	71	77	64	82	46	65	72	63	76	63
Yards Penalized	550	555	689	486	630	417	551	600	448	552	606
FUMBLES BY	16	18	13	10	15	15	15	10	8	19	7
Fumbles Lost	6	7	4	5	6	8	4	4	3	9	1
Opp Fumbles	9	16	13	16	11	12	12	8	14	10	12
Opp Fumbles Lost	3	4	6	8	4	6	3	6	8	3	5
POSS. TIME (avg)	31:24	29:20	29:04	32:37	31:43	28:22	28:37	27:23	30:44	27:53	31:00
TOUCHDOWNS	18	18	24	21	18	26	27	19	22	17	42
Rushing	8	7	6	9	6	12	8	8	11	3	18
Passing	10	11	18	11	12	12	17	11	9	13	22
Returns	0	0	0	1	0	2	2	0	2	1	2
EXTRA POINT KICKS	16/16	15/16	19/20	20/20	18/18	23/23	23/23	17/17	16/17	14/14	39/40
2-PT CONVERSIONS	0/2	1/2	1/4	0/1	0/0	2/3	1/3	0/2	2/5	1/3	0/1
FIELD GOALS MADE/ATTEMPTED	19/23	19/22	13/19	29/30	14/15	17/18	19/26	12/13	14/17	23/26	15/15
POINTS SCORED	181	182	204	233	170	238	244	167	194	187	336

2024 NATIONAL FOOTBALL LEAGUE

TEAM DEFENSIVE TOTALS

CATEGORY	MIA	NE	NYJ	PIT	TEN	ARI	ATL	CAR	CHI	DAL	DET
POINTS ALLOWED	221	248	242	162	263	220	274	310	187	293	177
OPP FIRST DOWNS	186	220	215	170	178	213	230	234	174	204	196
Rushing	62	77	88	58	62	77	90	94	68	90	50
Passing	108	122	99	100	88	122	129	119	96	100	117
Penalty	16	21	28	12	28	14	11	21	10	14	29
OPP YARDS GAINED (tot)	3080	3797	3355	3055	2780	3460	3928	3869	3277	3657	3275
Avg per Game	308.0	345.2	305.0	305.5	278.0	346.0	357.1	386.9	327.7	365.7	327.5
OPP RUSHING (net)	1090	1412	1431	908	1134	1275	1399	1601	1303	1510	948
Avg per Game	109.0	128.4	130.1	90.8	113.4	127.5	127.2	160.1	130.3	151.0	94.8
Rushes	250	319	345	224	277	284	316	349	272	318	221
Yards per Rush	4.4	4.4	4.2	4.1	4.1	4.5	4.4	4.6	4.8	4.8	4.3
OPP PASSING (net)	1990	2385	1924	2147	1646	2185	2529	2268	1974	2147	2327
Avg per Game	199.0	216.8	174.9	214.7	164.6	218.5	229.9	226.8	197.4	214.7	232.7
Pass Attempts	317	336	309	337	281	323	377	307	288	277	368
Pass Completions	204	220	187	206	180	221	270	211	180	186	233
Completion Pct	64.4%	65.5%	60.5%	61.1%	64.1%	68.4%	71.6%	68.7%	62.5%	67.2%	63.3%
Yards Gained	2106	2527	2169	2317	1789	2333	2592	2339	2137	2305	2496
Sacked	17	25	34	24	20	24	10	12	25	24	25
Yards Lost	116	142	245	170	143	148	63	71	163	158	169
INTERCEPTED BY	6	4	2	11	3	5	7	5	9	6	14
Yards Returned	14	37	0	142	49	10	93	38	87	30	116
Returned for TD	0	0	0	0	0	0	1	0	1	0	1
OPP PUNT RETURNS	10	25	22	16	31	14	19	17	23	15	13
Avg Return	11.9	14.3	8.8	4.5	17.9	11.4	13.6	8.9	12.1	13.3	6.9
Returned for TD	0	1	0	0	1	0	0	0	0	0	0
OPP KICKOFF RETURNS	12	12	14	22	9	6	22	21	20	26	14
Avg Return	23.7	25.9	23.6	27.7	37.9	36.8	27.4	24.4	29.0	24.5	32.9
Returned for TD	0	0	0	0	0	0	0	0	0	0	0
OPP TOUCHDOWNS	21	28	25	17	30	22	28	36	18	34	17
Rushing	10	10	16	8	11	10	6	17	11	18	9
Passing	10	16	8	9	15	11	21	18	7	15	7
Returns	1	2	1	0	4	1	1	1	0	1	1

2024 NATIONAL FOOTBALL LEAGUE

TEAM OFFENSIVE TOTALS

CATEGORY	GB	LAR	MIN	NO	NYG	PHI	SEA	SF	TB	WAS	NFL/Avg
GAMES (W-L-T)	7-3-0	5-5-0	8-2-0	4-7-0	2-8-0	8-2-0	5-5-0	5-5-0	4-6-0	7-4-0	---
FIRST DOWNS	203	206	206	204	193	214	211	218	221	239	202.8
Rushing	77	65	64	83	73	102	52	76	69	95	69.9
Passing	106	118	116	104	106	99	138	121	131	121	114.7
Penalty	20	23	26	17	14	13	21	21	21	23	18.3
YDS GAINED (tot)	3881	3360	3410	3821	3097	3799	3524	3992	3615	4034	3478.9
Avg per Game	388.1	336.0	341.0	347.4	309.7	379.9	352.4	399.2	361.5	366.7	335.3
RUSHING (net)	1499	954	1164	1438	1199	1813	915	1478	1253	1628	1249.2
Avg per Game	149.9	95.4	116.4	130.7	119.9	181.3	91.5	147.8	125.3	148.0	120.4
Rushes	305	249	293	312	272	364	224	297	253	343	282.0
Yards per Rush	4.9	3.8	4.0	4.6	4.4	5.0	4.1	5.0	5.0	4.8	4.4
PASSING (net)	2382	2406	2246	2383	1898	1986	2609	2514	2362	2406	2229.7
Avg per Game	238.2	240.6	224.6	216.6	189.8	198.6	260.9	251.4	236.2	218.7	214.9
Attempts	296	350	295	343	350	266	375	306	344	320	334.8
Completions	189	232	201	220	219	183	259	202	243	221	218.9
Completion Pct	63.9%	66.3%	68.1%	64.1%	62.6%	68.8%	69.1%	66.0%	70.6%	69.1%	65.4%
Yards Gained	2461	2557	2433	2511	2076	2202	2816	2613	2505	2541	2397.6
Sacked	13	21	29	23	30	29	32	21	24	24	25.7
Yards Lost	79	151	187	128	178	216	207	99	143	135	167.9
Had Intercepted	11	7	10	7	7	5	11	8	9	3	7.4
Yards Opp Ret	128	68	62	47	43	57	163	20	88	0	75.0
Opp TDs on Int	2	0	0	1	1	0	1	0	0	0	0.4
PUNTS	32	38	35	47	46	33	42	26	33	30	40.0
Avg Yards	47.7	43.0	45.6	44.2	46.7	49.2	49.4	43.0	43.9	47.4	48.0
PUNT RETURNS	14	11	15	19	19	16	13	16	11	13	17.2
Avg Return	8.0	8.7	6.5	14.0	6.0	10.9	7.4	8.3	9.0	10.9	10.6
Returned for TD	0	0	0	1	0	0	0	0	0	0	0.2
KICKOFF RETURNS	9	13	6	24	27	18	23	14	16	18	16.6
Avg Return	27.3	25.1	24.5	26.8	25.4	26.2	30.1	24.4	28.4	30.1	26.9
Returned for TD	0	0	0	0	0	0	1	0	0	0	0.1
PENALTIES	70	57	66	71	54	62	78	60	61	63	66.0
Yards Penalized	510	490	506	687	413	476	591	495	465	477	529.3
FUMBLES BY	9	9	12	10	15	11	13	13	13	11	11.8
Fumbles Lost	3	4	7	6	7	6	5	5	3	2	5.1
Opp Fumbles	14	12	11	12	10	15	13	17	17	11	11.8
Opp Fumbles Lost	9	5	5	3	7	6	3	5	7	6	5.1
POSS. TIME (avg)	30:41	28:51	31:24	29:17	31:40	32:32	27:54	32:47	30:18	30:09	30:00
TOUCHDOWNS	28	24	27	30	16	31	27	25	33	32	25.8
Rushing	8	8	5	14	7	19	13	10	8	19	10.0
Passing	19	13	19	15	8	12	11	13	24	12	14.5
Returns	1	3	3	1	1	0	3	2	1	1	1.3
EXTRA POINT KICKS	24/24	19/21	25/26	26/28	9/10	25/26	24/25	22/23	29/30	28/28	96.5%
2-PT CONVERSIONS	2/4	0/2	0/1	0/2	0/6	2/5	0/2	0/2	1/3	2/3	31.3%
FIELD GOALS MADE/ATTEMPTED	18/24	16/20	19/21	18/19	17/21	14/19	14/17	26/30	16/17	28/32	84.9%
POINTS SCORED	250	213	244	262	156	259	230	250	279	308	233.9

2024 NATIONAL FOOTBALL LEAGUE

TEAM DEFENSIVE TOTALS

CATEGORY	GB	LAR	MIN	NO	NYG	PHI	SEA	SF	TB	WAS	NFL/Avg
POINTS ALLOWED	213	239	170	260	222	179	238	222	266	243	233.9
OPP FIRST DOWNS	198	204	175	227	175	167	205	180	223	221	202.8
Rushing	76	73	33	79	72	58	77	61	70	92	69.9
Passing	108	111	126	127	91	96	107	106	133	111	114.7
Penalty	14	20	16	21	12	13	21	13	20	18	18.3
OPP YARDS GAINED (tot)	3271	3506	3095	4299	3313	2731	3495	3022	3893	3683	3478.9
Avg per Game	327.1	350.6	309.5	390.8	331.3	273.1	349.5	302.2	389.3	334.8	335.3
OPP RUSHING (net)	1196	1273	744	1476	1471	999	1386	1050	1252	1655	1249.2
Avg per Game	119.6	127.3	74.4	134.2	147.1	99.9	138.6	105.0	125.2	150.5	120.4
Rushes	274	299	208	294	279	236	291	247	260	334	282.0
Yards per Rush	4.4	4.3	3.6	5.0	5.3	4.2	4.8	4.3	4.8	5.0	4.4
OPP PASSING (net)	2075	2233	2351	2823	1842	1732	2109	1972	2641	2028	2229.7
Avg per Game	207.5	223.3	235.1	256.6	184.2	173.2	210.9	197.2	264.1	184.4	214.9
Pass Attempts	313	299	369	390	275	317	324	321	376	298	334.8
Pass Completions	206	199	233	248	192	195	216	204	258	196	218.9
Completion Pct	65.8%	66.6%	63.1%	63.6%	69.8%	61.5%	66.7%	63.6%	68.6%	65.8%	65.4%
Yards Gained	2261	2454	2589	2980	2070	1923	2270	2101	2835	2207	2397.6
Sacked	25	27	35	25	36	28	23	26	28	29	25.7
Yards Lost	186	221	238	157	228	191	161	129	194	179	167.9
INTERCEPTED BY	10	10	16	12	1	7	7	11	5	4	7.4
Yards Returned	116	134	123	166	1	1	72	167	28	124	75.0
Returned for TD	1	2	2	0	0	0	0	1	0	1	0.4
OPP PUNT RETURNS	11	14	14	16	20	16	21	9	13	15	17.2
Avg Return	7.0	8.6	7.3	7.7	11.4	6.6	9.6	17.8	15.0	7.5	10.6
Returned for TD	0	0	0	0	1	0	0	0	1	0	0.2
OPP KICKOFF RETURNS	23	4	7	42	8	11	24	21	12	48	16.6
Avg Return	26.4	30.3	23.9	24.8	29.6	28.5	23.1	29.9	27.8	25.1	26.9
Returned for TD	0	0	0	0	0	0	0	1	0	0	0.1
OPP TOUCHDOWNS	25	26	20	28	23	18	27	25	30	30	25.8
Rushing	10	7	4	14	8	7	10	13	9	13	10.0
Passing	13	18	15	10	12	9	15	11	20	17	14.5
Returns	2	1	1	4	3	2	2	1	1	0	1.3

2024 NATIONAL FOOTBALL LEAGUE

2024 NATIONAL FOOTBALL LEAGUE

AFC TEAM RANKINGS

TEAM	OFFENSE			DEFENSE		
	TOTAL	RUSH	PASS	TOTAL	RUSH	PASS
BAL	*1	1	2	14	1	16
BUF	3	6	4	10	9	8
CIN	2	13	*1	13	12	13
CLE	13	14	9	11	14	9
DEN	10	9	12	2	4	4
HOU	4	5	5	3	5	3
IND	8	7	10	15	16	14
JAX	14	12	13	16	15	15
KC	5	11	3	4	2	10
LAC	6	4	8	8	7	7
LV	15	16	6	9	10	6
MIA	9	3	11	7	6	5
NE	16	10	16	12	11	12
NYJ	12	15	7	5	13	2
PIT	7	2	14	6	3	11
TEN	11	8	15	1	8	*1

NFC TEAM RANKINGS

TEAM	OFFENSE			DEFENSE		
	Total	Rush	Pass	Total	Rush	Pass
ARI	10	4	13	9	9	9
ATL	6	10	3	12	7	12
CAR	16	13	16	14	16	11
CHI	15	12	15	6	10	5
DAL	13	16	5t	13	15	8
DET	2	2	4	5	2	13
GB	3	3	7	4	5	6
LAR	12	14	5t	11	8	10
MIN	11	11	9	3	*1	14
NO	9	7	11	16	11	15
NYG	14	9	14	7	13	2
PHI	4	*1	12	*1	3	1
SEA	8	15	1	10	12	7
SF	1	6	2	2	4	4
TB	7	8	8	15	6	16
WAS	5	5	10	8	14	3

t = Tied for position

* = League Leader

2024 NATIONAL FOOTBALL LEAGUE

NFL TEAM RANKINGS

TEAM	OFFENSE			DEFENSE		
	TOTAL	RUSH	PASS	TOTAL	RUSH	PASS
ARI	12	5	23t	21	19	21
ATL	7	17	5	25	17	25
BAL	*1	2	3	26	2	32
BUF	13	15	12	16	13	14
CAR	32	24	31	29	32	24
CHI	29	22	30	14	23	9
CIN	9	27	*1	24	21	23
CLE	27	29	20	19	24	16
DAL	20	31	7t	27	31	18t
DEN	23	20	25	3	6	7
DET	3	3	6	13	5	27
GB	4	4	9	12	14	13
HOU	14	13	14	4	9	6
IND	21	16	21	28	28	26
JAX	28	25	27	32	26	31
KC	16	23	11	5	3	17
LAC	18	12	19	11	11	12
LAR	17	26	7t	23	18	22
LV	30	32	17	15	15	11
MIA	22	11	23t	9	10	10
MIN	15	19	13	10	*1	28
NE	31	21	32	20	20	20
NO	11	9	16	31	25	29
NYG	24	14	26	17	29	4
NYJ	26	30	18	7	22	3
PHI	5	*1	22	*1	7	2
PIT	19	8	28	8	4	18t
SEA	10	28	2	22	27	15
SF	2	7	4	6	8	8
TB	8	10	10	30	16	30
TEN	25	18	29	2	12	*1
WAS	6	6	15	18	30	5

t = Tied for position

* = League Leader

2024 NATIONAL FOOTBALL LEAGUE

AFC TEAM OFFENSE RANK

TEAM	(A)	(B)	(C)	(D)	(E)	(F)	(G)	(H)	(I)	(J)	(K)	(L)	(M)	(N)	(O)	(P)	(Q)
BAL	1	1	1	1	2	1	2	2	1	2	10	9	13	13	9	1	13
BUF	3	2	6	8	4	2	5	1	3	5	1	5	7	11	12	2	7t
CIN	2	3	13	12	1	4	3	4	4	3	6	16	5	5	3	3	14
CLE	13	16	14	14	9	16	11	16	14	16	9	11	15	3	7	16	15
DEN	10	9	9	6	12	11	7	3	11	10	8	3	3	14	10	9	7t
HOU	4	7	5	7	5	8	9	12	5	9	4t	14	8	15	4	5	11
IND	8	5	7	3	10	5	15	7t	9	11	7	6	1	7	5	8	7t
JAX	14	6	12	2	13	9	12	7t	16	15	12	2	10	2	1	10	2
KC	5	8	11	15	3	6	14	5	2	1	2	7	12	6	13	4	5t
LAC	6	4	4	9	8	3	1	11	13	7	4t	4	2	10	8	7	4
LV	15	14	16	16	6	13	13	10	10	12	13	15	6	1	2	11	5t
MIA	9	10	3	10	11	10	6	9	6	4	16	10	4	16	15	13	12
NE	16	15	10	4	16	15	10	14	15	13	3	1	14	4	14	15	7t
NYJ	12	11	15	11	7	12	8	6	12	6	15	12	11	8	11	12	16
PIT	7	12	2	13	14	7	4	13	7	8	11	8	16	12	6	6	1
TEN	11	13	8	5	15	14	16	15	8	14	14	13	9	9	16	14	3

AFC TEAM DEFENSE RANK

TEAM	(A)	(B)	(C)	(D)	(E)	(F)	(G)	(H)	(I)	(J)	(K)	(L)	(M)	(N)	(O)	(P)	(Q)	(R)	(S)
BAL	14	12	1	1	16	15	10	6	14	15	3	3	8	7	13	11	8t	4	1
BUF	10	10	9	16	8	6	2	8	10	10	2	6	15	13	6	5	12	1	7
CIN	13	11	12	8	13	11	9	16	15	14	10	5	6	16	16	14	7	8	10
CLE	11	15	14	15	9	12	15	4	2t	3	12	15	11	10	2	12	2	13	13
DEN	2	1	4	3	4	2	6	2	7	7	5	4	4	8	8	3	16	6	4
HOU	3	4	5	13	3	1	1	5	4	6	7	2	7	15	15	6	14	7	2
IND	15	14	16	12	14	14	5	11	13	13	8	10	12	2	3	10	6	9	14
JAX	16	16	15	7	15	16	12	14	16	16	11	8	14	5	5	16	11	16	16
KC	4	5	2	2	10	10	8	13	6	11	4	11	13	9	12	4	4	5	3
LAC	8	6	7	14	7	4	4	3	2t	1	9	9	10	11	14	1	1	2	9
LV	9	9	10	10	6	9	11	12	11	12	14t	13	3	6	9	15	13	15	12
MIA	7	8	6	9	5	8	7	15	8	5	13	12	2	12	10	8	10	11	8
NE	12	13	11	11	12	13	13	7	12	9	1	14	5	1	1	9	5	12	15
NYJ	5	3	13	6	2	5	16	1	9	8	16	7	1	3	7	7	8t	10	11
PIT	6	7	3	4	11	7	3	9	1	4	6	1	9	14	11	2	3	3	5
TEN	1	2	8	5	1	3	14	10	5	2	14t	16	16	4	4	13	15	14	6

- (A) Total Yards per Game
- (B) Total Yards per Play
- (C) Rushing Yards per Game
- (D) Rushing Yards per Attempt
- (E) Passing Net Yards per Game
- (F) Passing Net Yards per Play
- (G) Passing, Percent Had Intercepted
- (H) Sacks per Pass Play
- (I) First Downs per Game
- (J) Third Down Efficiency

- (K) Fourth Down Efficiency
- (L) Punt Return Average
- (M) Kickoff Return Average
- (N) Gross Punting Average
- (O) Net Punting Average
- (P) Points per Game
- (Q) Field Goal Percentage
- (R) Points per Game Differential (combined offense/defense)
- (S) Net Yards per Game Differential (combined offense/defense)

2024 NATIONAL FOOTBALL LEAGUE

NFC TEAM OFFENSE RANK

TEAM	(A)	(B)	(C)	(D)	(E)	(F)	(G)	(H)	(I)	(J)	(K)	(L)	(M)	(N)	(O)	(P)	(Q)
ARI	10	4	4	1	13	7	2	2	10	4	14	4	5	5	3	9	3
ATL	6	6	10	10	3	6	8	5	11	9	2	8	11	6	13	11	16
CAR	16	14	13	9	16	14	16	3	16	15	16	9	14	11	8	15	5
CHI	15	16	12	12	15	16	3	16	15	16	6	7	7	8	11	13	10t
DAL	13	13	16	16	5t	13	11	10	13	13	15	1	2	3	5	14	7
DET	2	2	2	7	4	1	13	7	1	3	3t	2	1	1	1	1	1
GB	3	3	3	5	7	2	15	1	9	11	11t	13	8	7	2	5t	14
LAR	12	12	14	15	5t	10	5t	4	7t	14	8t	11	13	15	14	12	13
MIN	11	11	11	14	9	5	14	14	7t	7	3t	15	15	12	10	7	6
NO	9	9	7	8	11	9	7	6	14	8	10	3	9	13	12	8	2
NYG	14	15	9	11	14	15	5t	13	12	10	7	16	12	10	9	16	12
PHI	4	8	1	2	12	8	4	15	5	6	3t	6	10	4	4	4	15
SEA	8	10	15	13	1	12	12	12	6	12	11t	14	3	2	7	10	10t
SF	1	1	6	3	2	3	9	8	3	2	13	12	16	16	16	5t	9
TB	7	7	8	4	8	11	10	9	2	1	8t	10	6	14	15	3	4
WAS	5	5	5	6	10	4	1	11	4	5	1	5	4	9	6	2	8

NFC TEAM DEFENSE RANK

TEAM	(A)	(B)	(C)	(D)	(E)	(F)	(G)	(H)	(I)	(J)	(K)	(L)	(M)	(N)	(O)	(P)	(Q)	(R)	(S)
ARI	9	7	9	8	9	9	13	11	14	15	8	11	16	11	9	6	15	7	9
ATL	12	9	7	7	12	11	11	16	13	14	4t	14	8	1	2	13	16	13	7
CAR	14	13	16	9	11	15	12	15	16	16	4t	8	3	6	5	16	11	16	16
CHI	6	10	10	12	5	10	6	6	2	2	6t	12	11	10	11	4	9t	9	13
DAL	13	15	15	10	8	16	9	7	9t	6	13	13	4	9	6	15	13	15	14
DET	5	4	2	5	13	4	2	13	6	1	3	2	15	14	3	2	7	1	3
GB	4	5	5	6	6	7	5	9	7	7	12	3	7	16	14	5	9t	5	4
LAR	11	11	8	4	10	14	4	4	9t	9	16	7	14	8	10	12	14	12	10
MIN	3	2	1	1	14	3	1	3	3t	4	1	4	2	12	12	1	1	3	6
NO	16	16	11	15	15	13	7	14	12	8	2	6	5	3	1	10	3	10	15
NYG	7	12	13	16	2	5	16	1	3t	3	14	10	12	13	16	8t	8	14	11
PHI	1	1	3	2	1	1	8	5	1	5	11	1	10	5	7	3	6	2	1
SEA	10	6	12	11	7	6	10	12	11	10	6t	9	1	4	8	11	5	11	8
SF	2	3	4	3	4	2	3	8	5	12	9	16	13	15	15	8t	12	6	2
TB	15	14	6	13	16	12	15	10	15	11	15	15	9	2	4	14	2	8	12
WAS	8	8	14	14	3	8	14	2	8	13	10	5	6	7	13	7	4	4	5

- (A) Total Yards per Game
- (B) Total Yards per Play
- (C) Rushing Yards per Game
- (D) Rushing Yards per Attempt
- (E) Passing Net Yards per Game
- (F) Passing Net Yards per Play
- (G) Passing, Percent Had Intercepted
- (H) Sacks per Pass Play
- (I) First Downs per Game
- (J) Third Down Efficiency

- (K) Fourth Down Efficiency
- (L) Punt Return Average
- (M) Kickoff Return Average
- (N) Gross Punting Average
- (O) Net Punting Average
- (P) Points per Game
- (Q) Field Goal Percentage
- (R) Points per Game Differential (combined offense/defense)
- (S) Net Yards per Game Differential (combined offense/defense)

2024 NATIONAL FOOTBALL LEAGUE

NFL TEAM OFFENSE RANK

TEAM	(A)	(B)	(C)	(D)	(E)	(F)	(G)	(H)	(I)	(J)	(K)	(L)	(M)	(N)	(O)	(P)	(Q)
BAL	1	1	2	1	3	1	2	3	1	3	17t	13	26	22	15	2	29
BUF	13	10	15	19	12	5	7	1	9	10	1t	8	15	19	19	3	16t
CIN	9	11	27	25	1	12	4	8	10	5	12	30	12	6	4	6	30
CLE	27	32	29	28	20	32	18	31	29	32	16	17	31	4	9	31	31
DEN	23	21	20	17	25	23	10	4	26	20	15	6	10	24	17	20	16t
HOU	14	19	13	18	14	20	12	25	16	17	6t	25	16	25	6	14	20
IND	21	16	16	13	21	17	29	17t	24	21	14	10	5	8	7	19	16t
JAX	28	18	25	11	27	21	23	17t	31	30	22t	3	19	2	1	23	6
KC	16	20	23	29	11	18	27	9	6	1	3	11	25	7	21	11	11t
LAC	18	15	12	20	19	11	1	24	28	15	6t	7	7	16	12	18	9
LV	30	29	32	32	17	26	25	23	25	24	26t	27	13	1	3	24t	11t
MIA	22	22	11	21	23t	22	9	20	17	9	31t	16	11	28	27	27	21
NE	31	30	21	15	32	30	16	28	30	26	5	2	28	5	22	30	16t
NYJ	26	23	30	24	18	24	11	11	27	12	30	20	21	13	18	26	32
PIT	19	24	8	26	28	19	5	27	20	16	21	12	32	21	8	15	2
TEN	25	27	18	16	29	27	32	29	23	28	28	24	18	14	32	28	7
ARI	12	5	5	2	23t	9	6	5	14	7	26t	9	6	12	10	13	4
ATL	7	7	17	12	5	8	19	10	15	18	4	19	22	15	28	17	28
CAR	32	26	24	10	31	28	31	6	32	29	31t	21	27	26	20	29	8
CHI	29	31	22	22	30	31	8	32	22	31	11	18	9	18	25	22	22t
DAL	20	25	31	31	7t	25	22	16	19	25	29	1	2	10	13	24t	13
DET	3	3	3	8	6	2	26	13	2	6	6t	4	1	3	2	1	1
GB	4	4	4	6	9	3	30	2	13	22	22t	28	14	17	5	8t	26
LAR	17	17	26	30	7t	14	14t	7	11t	27	17t	23	24	31	29	21	25
MIN	15	14	19	27	13	7	28	26	11t	13	6t	31	29	27	24	10	10
NO	11	12	9	9	16	13	17	12	21	14	20	5	17	29	26	12	3
NYG	24	28	14	14	26	29	14t	22	18	19	13	32	23	23	23	32	24
PHI	5	9	1	3	22	10	13	30	7	11	6t	15	20	11	11	7	27
SEA	10	13	28	23	2	16	24	21	8	23	22t	29	3	9	16	16	22t
SF	2	2	7	4	4	4	20	14	4	4	25	26	30	32	31	8t	15
TB	8	8	10	5	10	15	21	15	3	2	17t	22	8	30	30	5	5
WAS	6	6	6	7	15	6	3	19	5	8	1t	14	4	20	14	4	14

- (A) Total Yards per Game
- (B) Total Yards per Play
- (C) Rushing Yards per Game
- (D) Rushing Yards per Attempt
- (E) Passing Net Yards per Game
- (F) Passing Net Yards per Play
- (G) Passing, Percent Had Intercepted
- (H) Sacks per Pass Play
- (I) First Downs per Game

- (J) Third Down Efficiency
- (K) Fourth Down Efficiency
- (L) Punt Return Average
- (M) Kickoff Return Average
- (N) Gross Punting Average
- (O) Net Punting Average
- (P) Points per Game
- (Q) Field Goal Percentage

2024 NATIONAL FOOTBALL LEAGUE

NFL TEAM DEFENSE RANK

TEAM	(A)	(B)	(C)	(D)	(E)	(F)	(G)	(H)	(I)	(J)	(K)	(L)	(M)	(N)	(O)	(P)	(Q)	(R)	(S)
BAL	26	19	2	1	32	27	22	14	27	28	5	6	15	17	24	23	13t	8	3
BUF	16	15	13	29	14	8	4	19	16	20	4	13	29	26	11	9	22	2	13
CIN	24	16	21	13	23	21	21	30	29	27	22t	11	12	32	32	28	11	18	19
CLE	19	27	24	27	16	24	30	6	4t	5	26	30	21	22	7	24	2	27	28
DEN	3	1	6	4	7	3	13	3	11t	15	10t	10	6	20	13	3	28t	10	10
HOU	4	5	9	20	6	2	2	8	8	12	15	2	14	29	31	11	25	13	6
IND	28	23	28	19	26	26	12	23	25	23	18	19	23	8	8	19	9	20	29
JAX	32	32	26	12	31	32	26	28	32	29	24	16	26	14	10	30	18t	30	32
KC	5	7	3	3	17	16	19	27	10	21	9	22	24	21	20	8	7	9	7
LAC	11	9	11	23	12	5	11	4	4t	2	20	17	20	24	28	1	1	4	15
LV	15	12	15	16	11	14	23	26	17	22	29t	24	5	15	15	29	24	29	25
MIA	9	11	10	14	10	13	17	29	13	10	27	23	3	25	16	15	15t	24	14
NE	20	21	20	17	20	25	28	17	19	19	2	28	11	2	1	18	8	25	30
NYJ	7	4	22	7	3	6	31	2	14	17	31	14	2	9	12	12t	13t	23	20
PIT	8	10	4	5	18t	12	7	20	2	9	14	1	17	28	17	2	5	6	11
TEN	2	3	12	6	1	4	29	21	9	3	29t	32	32	11	9	26	27	28	12
ARI	21	18	19	21	21	19	24	18	28	31	13	21	31	18	21	12t	31	14	18
ATL	25	22	17	18	25	22	18	32	26	30	7t	27	16	1	3	25	32	22	16
CAR	29	28	32	22	24	30	20	31	31	32	7t	15	7	7	6	32	23	32	31
CHI	14	24	23	26	9	20	9	11	3	4	10t	25	22	16	23	7	20t	16	24
DAL	27	30	31	24	18t	31	15	12	21t	11	22t	26	8	13	14	31	28t	31	26
DET	13	13	5	11	27	10	3	24	15	1	6	4	30	27	4	5	17	1	4
GB	12	14	14	15	13	17	8	15	18	13	21	5	13	31	27	10	20t	11	5
LAR	23	25	18	10	22	29	6	9	21t	16	32	12	28	12	22	22	30	21	21
MIN	10	6	1	2	28	9	1	7	4t	7	1	7	4	19	25	4	3	5	9
NO	31	31	25	31	29	28	10	25	24	14	3	9	9	4	2	20	6	17	27
NYG	17	26	29	32	4	11	32	1	4t	6	25	20	25	23	30	16t	18t	26	22
PHI	1	2	7	8	2	1	14	10	1	8	19	3	19	6	18	6	15t	3	1
SEA	22	17	27	25	15	15	16	22	23	18	10t	18	1	5	19	21	12	19	17
SF	6	8	8	9	8	7	5	13	11t	25	16	31	27	30	29	16t	26	12	2
TB	30	29	16	28	30	23	27	16	30	24	28	29	18	3	5	27	4	15	23
WAS	18	20	30	30	5	18	25	5	20	26	17	8	10	10	26	14	10	7	8

- (A) Total Yards per Game
- (B) Total Yards per Play
- (C) Rushing Yards per Game
- (D) Rushing Yards per Attempt
- (E) Passing Net Yards per Game
- (F) Passing Net Yards per Play
- (G) Passing, Percent Had Intercepted
- (H) Sacks per Pass Play
- (I) First Downs per Game
- (J) Third Down Efficiency

- (K) Fourth Down Efficiency
- (L) Punt Return Average
- (M) Kickoff Return Average
- (N) Gross Punting Average
- (O) Net Punting Average
- (P) Points per Game
- (Q) Field Goal Percentage
- (R) Points per Game Differential (combined offense/defense)
- (S) Net Yards per Game Differential (combined offense/defense)

2024 NATIONAL FOOTBALL LEAGUE

AFC TOTAL OFFENSE

RANK	TEAM	TOTAL	RUSH	PASS	TOTAL/G	RUSH/G	PASS/G
1	Baltimore	4731	1950	2781	430.1	177.3	252.8
2	Cincinnati	3897	1007	2890	354.3	91.5	262.7
3	Buffalo	3798	1311	2487	345.3	119.2	226.1
4	Houston	3772	1335	2437	342.9	121.4	221.5
5	Kansas City	3379	1114	2265	337.9	111.4	226.5
6	Los Angeles Chargers	3266	1216	2050	326.6	121.6	205.0
7	Pittsburgh	3240	1367	1873	324.0	136.7	187.3
8	Indianapolis	3528	1304	2224	320.7	118.5	202.2
9	Miami	3190	1220	1970	319.0	122.0	197.0
10	Denver	3437	1276	2161	312.5	116.0	196.5
11	Tennessee	2954	1170	1784	295.4	117.0	178.4
12	New York Jets	3238	959	2279	294.4	87.2	207.2
13	Cleveland	2913	885	2028	291.3	88.5	202.8
14	Jacksonville	3199	1118	2081	290.8	101.6	189.2
15	Las Vegas	2850	752	2098	285.0	75.2	209.8
16	New England	3093	1268	1825	281.2	115.3	165.9
	TOTALS	54485	19252	35233	322.4	113.9	208.5

AFC TOTAL DEFENSE

RANK	TEAM	TOTAL	RUSH	PASS	TOTAL/G	RUSH/G	PASS/G
1	Tennessee	2780	1134	1646	278.0	113.4	164.6
2	Denver	3183	1085	2098	289.4	98.6	190.7
3	Houston	3268	1197	2071	297.1	108.8	188.3
4	Kansas City	2975	853	2122	297.5	85.3	212.2
5	New York Jets	3355	1431	1924	305.0	130.1	174.9
6	Pittsburgh	3055	908	2147	305.5	90.8	214.7
7	Miami	3080	1090	1990	308.0	109.0	199.0
8	Los Angeles Chargers	3171	1105	2066	317.1	110.5	206.6
9	Las Vegas	3278	1251	2027	327.8	125.1	202.7
10	Buffalo	3620	1310	2310	329.1	119.1	210.0
11	Cleveland	3427	1317	2110	342.7	131.7	211.0
12	New England	3797	1412	2385	345.2	128.4	216.8
13	Cincinnati	3910	1428	2482	355.5	129.8	225.6
14	Baltimore	3982	852	3130	362.0	77.5	284.5
15	Indianapolis	4120	1574	2546	374.5	143.1	231.5
16	Jacksonville	4551	1490	3061	413.7	135.5	278.3
	TOTALS	55552	19437	36115	328.7	115.0	213.7

2024 NATIONAL FOOTBALL LEAGUE

NFC TOTAL OFFENSE

RANK	TEAM	TOTAL	RUSH	PASS	TOTAL/G	RUSH/G	PASS/G
1	San Francisco	3992	1478	2514	399.2	147.8	251.4
2	Detroit	3947	1522	2425	394.7	152.2	242.5
3	Green Bay	3881	1499	2382	388.1	149.9	238.2
4	Philadelphia	3799	1813	1986	379.9	181.3	198.6
5	Washington	4034	1628	2406	366.7	148.0	218.7
6	Atlanta	3977	1297	2680	361.5	117.9	243.6
7	Tampa Bay	3615	1253	2362	361.5	125.3	236.2
8	Seattle	3524	915	2609	352.4	91.5	260.9
9	New Orleans	3821	1438	2383	347.4	130.7	216.6
10	Arizona	3464	1494	1970	346.4	149.4	197.0
11	Minnesota	3410	1164	2246	341.0	116.4	224.6
12	Los Angeles Rams	3360	954	2406	336.0	95.4	240.6
13	Dallas	3223	817	2406	322.3	81.7	240.6
14	New York Giants	3097	1199	1898	309.7	119.9	189.8
15	Chicago	2890	1152	1738	289.0	115.2	173.8
16	Carolina	2807	1100	1707	280.7	110.0	170.7
	TOTALS	56841	20723	36118	348.7	127.1	221.6

NFC TOTAL DEFENSE

RANK	TEAM	TOTAL	RUSH	PASS	TOTAL/G	RUSH/G	PASS/G
1	Philadelphia	2731	999	1732	273.1	99.9	173.2
2	San Francisco	3022	1050	1972	302.2	105.0	197.2
3	Minnesota	3095	744	2351	309.5	74.4	235.1
4	Green Bay	3271	1196	2075	327.1	119.6	207.5
5	Detroit	3275	948	2327	327.5	94.8	232.7
6	Chicago	3277	1303	1974	327.7	130.3	197.4
7	New York Giants	3313	1471	1842	331.3	147.1	184.2
8	Washington	3683	1655	2028	334.8	150.5	184.4
9	Arizona	3460	1275	2185	346.0	127.5	218.5
10	Seattle	3495	1386	2109	349.5	138.6	210.9
11	Los Angeles Rams	3506	1273	2233	350.6	127.3	223.3
12	Atlanta	3928	1399	2529	357.1	127.2	229.9
13	Dallas	3657	1510	2147	365.7	151.0	214.7
14	Carolina	3869	1601	2268	386.9	160.1	226.8
15	Tampa Bay	3893	1252	2641	389.3	125.2	264.1
16	New Orleans	4299	1476	2823	390.8	134.2	256.6
	TOTALS	55774	20538	35236	342.2	126.0	216.2

2024 NATIONAL FOOTBALL LEAGUE

NFL TOTAL OFFENSE

RANK	TEAM	TOTAL	RUSH	PASS	TOTAL/G	RUSH/G	PASS/G
1	Baltimore	4731	1950	2781	430.1	177.3	252.8
2	San Francisco	3992	1478	2514	399.2	147.8	251.4
3	Detroit	3947	1522	2425	394.7	152.2	242.5
4	Green Bay	3881	1499	2382	388.1	149.9	238.2
5	Philadelphia	3799	1813	1986	379.9	181.3	198.6
6	Washington	4034	1628	2406	366.7	148.0	218.7
7	Atlanta	3977	1297	2680	361.5	117.9	243.6
8	Tampa Bay	3615	1253	2362	361.5	125.3	236.2
9	Cincinnati	3897	1007	2890	354.3	91.5	262.7
10	Seattle	3524	915	2609	352.4	91.5	260.9
11	New Orleans	3821	1438	2383	347.4	130.7	216.6
12	Arizona	3464	1494	1970	346.4	149.4	197.0
13	Buffalo	3798	1311	2487	345.3	119.2	226.1
14	Houston	3772	1335	2437	342.9	121.4	221.5
15	Minnesota	3410	1164	2246	341.0	116.4	224.6
16	Kansas City	3379	1114	2265	337.9	111.4	226.5
17	Los Angeles Rams	3360	954	2406	336.0	95.4	240.6
18	Los Angeles Chargers	3266	1216	2050	326.6	121.6	205.0
19	Pittsburgh	3240	1367	1873	324.0	136.7	187.3
20	Dallas	3223	817	2406	322.3	81.7	240.6
21	Indianapolis	3528	1304	2224	320.7	118.5	202.2
22	Miami	3190	1220	1970	319.0	122.0	197.0
23	Denver	3437	1276	2161	312.5	116.0	196.5
24	New York Giants	3097	1199	1898	309.7	119.9	189.8
25	Tennessee	2954	1170	1784	295.4	117.0	178.4
26	New York Jets	3238	959	2279	294.4	87.2	207.2
27	Cleveland	2913	885	2028	291.3	88.5	202.8
28	Jacksonville	3199	1118	2081	290.8	101.6	189.2
29	Chicago	2890	1152	1738	289.0	115.2	173.8
30	Las Vegas	2850	752	2098	285.0	75.2	209.8
31	New England	3093	1268	1825	281.2	115.3	165.9
32	Carolina	2807	1100	1707	280.7	110.0	170.7
	TOTALS	111326	39975	71351	335.3	120.4	214.9

2024 NATIONAL FOOTBALL LEAGUE

NFL TOTAL DEFENSE

RANK	TEAM	TOTAL	RUSH	PASS	TOTAL/G	RUSH/G	PASS/G
1	Philadelphia	2731	999	1732	273.1	99.9	173.2
2	Tennessee	2780	1134	1646	278.0	113.4	164.6
3	Denver	3183	1085	2098	289.4	98.6	190.7
4	Houston	3268	1197	2071	297.1	108.8	188.3
5	Kansas City	2975	853	2122	297.5	85.3	212.2
6	San Francisco	3022	1050	1972	302.2	105.0	197.2
7	New York Jets	3355	1431	1924	305.0	130.1	174.9
8	Pittsburgh	3055	908	2147	305.5	90.8	214.7
9	Miami	3080	1090	1990	308.0	109.0	199.0
10	Minnesota	3095	744	2351	309.5	74.4	235.1
11	Los Angeles Chargers	3171	1105	2066	317.1	110.5	206.6
12	Green Bay	3271	1196	2075	327.1	119.6	207.5
13	Detroit	3275	948	2327	327.5	94.8	232.7
14	Chicago	3277	1303	1974	327.7	130.3	197.4
15	Las Vegas	3278	1251	2027	327.8	125.1	202.7
16	Buffalo	3620	1310	2310	329.1	119.1	210.0
17	New York Giants	3313	1471	1842	331.3	147.1	184.2
18	Washington	3683	1655	2028	334.8	150.5	184.4
19	Cleveland	3427	1317	2110	342.7	131.7	211.0
20	New England	3797	1412	2385	345.2	128.4	216.8
21	Arizona	3460	1275	2185	346.0	127.5	218.5
22	Seattle	3495	1386	2109	349.5	138.6	210.9
23	Los Angeles Rams	3506	1273	2233	350.6	127.3	223.3
24	Cincinnati	3910	1428	2482	355.5	129.8	225.6
25	Atlanta	3928	1399	2529	357.1	127.2	229.9
26	Baltimore	3982	852	3130	362.0	77.5	284.5
27	Dallas	3657	1510	2147	365.7	151.0	214.7
28	Indianapolis	4120	1574	2546	374.5	143.1	231.5
29	Carolina	3869	1601	2268	386.9	160.1	226.8
30	Tampa Bay	3893	1252	2641	389.3	125.2	264.1
31	New Orleans	4299	1476	2823	390.8	134.2	256.6
32	Jacksonville	4551	1490	3061	413.7	135.5	278.3
	TOTALS	111326	39975	71351	335.3	120.4	214.9

2024 NATIONAL FOOTBALL LEAGUE

2024 NATIONAL FOOTBALL LEAGUE

AFC TEAM TAKEAWAYS/GIVEAWAYS

RANK	TEAM	TAKEAWAYS			GIVEAWAYS			NET DIFF
		INT	FUM	TOTAL	INT	FUM	TOTAL	
1	Buffalo	13	8	21	5	2	7	+14
2	Pittsburgh	11	8	19	3	5	8	+11
3t	Houston	14	6	20	7	5	12	+8
3t	Los Angeles Chargers	9	4	13	1	4	5	+8
5	Baltimore	7	4	11	3	6	9	+2
6	Cincinnati	6	5	11	4	6	10	+1
7	Denver	8	5	13	6	7	13	0
8	Indianapolis	8	9	17	12	6	18	-1
9	Miami	6	3	9	5	6	11	-2
10	New York Jets	2	6	8	7	4	11	-3
11t	Cleveland	2	5	7	8	4	12	-5
11t	Kansas City	6	3	9	11	3	14	-5
13	New England	4	4	8	7	7	14	-6
14	Jacksonville	5	3	8	9	7	16	-8
15	Tennessee	3	4	7	12	6	18	-11
16	Las Vegas	5	0	5	11	9	20	-15
	TOTALS	109	77	186	111	87	198	-12

NFC TEAM TAKEAWAYS/GIVEAWAYS

RANK	TEAM	TAKEAWAYS			GIVEAWAYS			NET DIFF
		INT	FUM	TOTAL	INT	FUM	TOTAL	
1t	Chicago	9	8	17	5	3	8	+9
1t	Detroit	14	5	19	9	1	10	+9
3t	Green Bay	10	9	19	11	3	14	+5
3t	Washington	4	6	10	3	2	5	+5
5t	Los Angeles Rams	10	5	15	7	4	11	+4
5t	Minnesota	16	5	21	10	7	17	+4
7	San Francisco	11	5	16	8	5	13	+3
8t	New Orleans	12	3	15	7	6	13	+2
8t	Philadelphia	7	6	13	5	6	11	+2
10t	Arizona	5	6	11	3	8	11	0
10t	Tampa Bay	5	7	12	9	3	12	0
12	Atlanta	7	3	10	9	4	13	-3
13	Carolina	5	6	11	12	4	16	-5
14t	New York Giants	1	7	8	7	7	14	-6
14t	Seattle	7	3	10	11	5	16	-6
16	Dallas	6	3	9	11	9	20	-11
	TOTALS	129	87	216	127	77	204	+12

2024 NATIONAL FOOTBALL LEAGUE

NFL TEAM TAKEAWAYS/GIVEAWAYS

RANK	TEAM	TAKEAWAYS			GIVEAWAYS			NET DIFF
		INT	FUM	TOTAL	INT	FUM	TOTAL	
1	Buffalo	13	8	21	5	2	7	+14
2	Pittsburgh	11	8	19	3	5	8	+11
3t	Chicago	9	8	17	5	3	8	+9
3t	Detroit	14	5	19	9	1	10	+9
5t	Houston	14	6	20	7	5	12	+8
5t	Los Angeles Chargers	9	4	13	1	4	5	+8
7t	Green Bay	10	9	19	11	3	14	+5
7t	Washington	4	6	10	3	2	5	+5
9t	Los Angeles Rams	10	5	15	7	4	11	+4
9t	Minnesota	16	5	21	10	7	17	+4
11	San Francisco	11	5	16	8	5	13	+3
12t	Baltimore	7	4	11	3	6	9	+2
12t	New Orleans	12	3	15	7	6	13	+2
12t	Philadelphia	7	6	13	5	6	11	+2
15	Cincinnati	6	5	11	4	6	10	+1
16t	Arizona	5	6	11	3	8	11	0
16t	Denver	8	5	13	6	7	13	0
16t	Tampa Bay	5	7	12	9	3	12	0
19	Indianapolis	8	9	17	12	6	18	-1
20	Miami	6	3	9	5	6	11	-2
21t	Atlanta	7	3	10	9	4	13	-3
21t	New York Jets	2	6	8	7	4	11	-3
23t	Carolina	5	6	11	12	4	16	-5
23t	Cleveland	2	5	7	8	4	12	-5
23t	Kansas City	6	3	9	11	3	14	-5
26t	New England	4	4	8	7	7	14	-6
26t	New York Giants	1	7	8	7	7	14	-6
26t	Seattle	7	3	10	11	5	16	-6
29	Jacksonville	5	3	8	9	7	16	-8
30t	Dallas	6	3	9	11	9	20	-11
30t	Tennessee	3	4	7	12	6	18	-11
32	Las Vegas	5	0	5	11	9	20	-15
	TOTALS	238	164	402	238	164	402	0

2024 NATIONAL FOOTBALL LEAGUE

2024 NATIONAL FOOTBALL LEAGUE

AFC OFFENSE INSIDE THE 20

RANK	TEAM	DRIVES	PTS	TD	TD%	FG	SCORES	SCORE%
1	Baltimore	45	269	35	77.8%	8	43	95.6%
2	Cincinnati	33	186	23	69.7%	9	32	97.0%
3	Buffalo	47	245	30	63.8%	13	43	91.5%
4	Denver	36	169	21	58.3%	8	29	80.6%
5	Kansas City	38	191	22	57.9%	13	35	92.1%
6	Las Vegas	25	123	14	56.0%	8	22	88.0%
7t	Indianapolis	34	165	19	55.9%	12	31	91.2%
7t	Jacksonville	34	157	19	55.9%	8	27	79.4%
9	Houston	38	178	21	55.3%	11	32	84.2%
10	Miami	29	137	16	55.2%	9	25	86.2%
11	Los Angeles Chargers	26	126	14	53.8%	10	24	92.3%
12t	Cleveland	17	79	9	52.9%	5	14	82.4%
12t	New York Jets	34	154	18	52.9%	10	28	82.4%
14	Tennessee	29	122	14	48.3%	8	22	75.9%
15	New England	32	143	15	46.9%	13	28	87.5%
16	Pittsburgh	36	156	16	44.4%	15	31	86.1%
	TOTALS	533	2600	306	57.4%	160	466	87.4%

AFC DEFENSE INSIDE THE 20

RANK	TEAM	DRIVES	PTS	TD	TD%	FG	SCORES	SCORE%
1	Los Angeles Chargers	22	89	9	40.9%	9	18	81.8%
2	Denver	28	124	12	42.9%	13	25	89.3%
3t	Miami	29	127	14	48.3%	10	24	82.8%
3t	Pittsburgh	29	124	14	48.3%	9	23	79.3%
5	Buffalo	39	173	20	51.3%	11	31	79.5%
6	Baltimore	36	163	19	52.8%	11	30	83.3%
7	Kansas City	32	142	18	56.3%	7	25	78.1%
8	Indianapolis	40	189	23	57.5%	10	33	82.5%
9	New England	38	184	22	57.9%	11	33	86.8%
10	New York Jets	39	192	23	59.0%	11	34	87.2%
11	Cleveland	30	148	19	63.3%	5	24	80.0%
12	Jacksonville	43	226	28	65.1%	12	40	93.0%
13	Las Vegas	38	201	25	65.8%	10	35	92.1%
14t	Houston	27	136	18	66.7%	4	22	81.5%
14t	Tennessee	30	168	20	66.7%	10	30	100.0%
16	Cincinnati	34	193	24	70.6%	8	32	94.1%
	TOTALS	534	2579	308	57.7%	151	459	86.0%

2024 NATIONAL FOOTBALL LEAGUE

NFC OFFENSE INSIDE THE 20

RANK	TEAM	DRIVES	PTS	TD	TD%	FG	SCORES	SCORE%
1	Tampa Bay	38	207	26	68.4%	9	35	92.1%
2	Detroit	41	217	28	68.3%	8	36	87.8%
3	Carolina	25	124	16	64.0%	5	21	84.0%
4	Arizona	30	161	19	63.3%	9	28	93.3%
5	New Orleans	34	164	21	61.8%	7	28	82.4%
6	Chicago	23	114	14	60.9%	6	20	87.0%
7	Philadelphia	38	179	22	57.9%	9	31	81.6%
8	Washington	46	237	26	56.5%	18	44	95.7%
9	Minnesota	32	152	18	56.3%	9	27	84.4%
10	Seattle	25	115	14	56.0%	6	20	80.0%
11	Atlanta	32	149	17	53.1%	10	27	84.4%
12	Los Angeles Rams	36	159	18	50.0%	12	30	83.3%
13	San Francisco	41	185	20	48.8%	16	36	87.8%
14	Green Bay	39	173	19	48.7%	13	32	82.1%
15	Dallas	25	90	10	40.0%	7	17	68.0%
16	New York Giants	28	100	11	39.3%	9	20	71.4%
	TOTALS	533	2526	299	56.1%	153	452	84.8%

NFC DEFENSE INSIDE THE 20

RANK	TEAM	DRIVES	PTS	TD	TD%	FG	SCORES	SCORE%
1	Chicago	32	127	13	40.6%	13	26	81.3%
2	Detroit	28	111	12	42.9%	9	21	75.0%
3t	New York Giants	28	134	13	46.4%	14	27	96.4%
3t	Philadelphia	28	124	13	46.4%	11	24	85.7%
5	New Orleans	34	142	16	47.1%	11	27	79.4%
6	Arizona	35	152	17	48.6%	11	28	80.0%
7	Los Angeles Rams	36	163	18	50.0%	13	31	86.1%
8	Seattle	38	184	21	55.3%	13	34	89.5%
9	Tampa Bay	38	182	22	57.9%	10	32	84.2%
10	Green Bay	34	165	20	58.8%	9	29	85.3%
11	Minnesota	23	111	14	60.9%	4	18	78.3%
12	Atlanta	36	182	22	61.1%	9	31	86.1%
13	San Francisco	32	170	20	62.5%	10	30	93.8%
14t	Carolina	42	222	28	66.7%	9	37	88.1%
14t	Washington	33	177	22	66.7%	9	31	93.9%
16	Dallas	35	201	26	74.3%	7	33	94.3%
	TOTALS	532	2547	297	55.8%	162	459	86.3%

2024 NATIONAL FOOTBALL LEAGUE

NFL OFFENSE INSIDE THE 20

RANK	TEAM	DRIVES	PTS	TD	TD%	FG	SCORES	SCORE%
1	Baltimore	45	269	35	77.8%	8	43	95.6%
2	Cincinnati	33	186	23	69.7%	9	32	97.0%
3	Tampa Bay	38	207	26	68.4%	9	35	92.1%
4	Detroit	41	217	28	68.3%	8	36	87.8%
5	Carolina	25	124	16	64.0%	5	21	84.0%
6	Buffalo	47	245	30	63.8%	13	43	91.5%
7	Arizona	30	161	19	63.3%	9	28	93.3%
8	New Orleans	34	164	21	61.8%	7	28	82.4%
9	Chicago	23	114	14	60.9%	6	20	87.0%
10	Denver	36	169	21	58.3%	8	29	80.6%
11t	Kansas City	38	191	22	57.9%	13	35	92.1%
11t	Philadelphia	38	179	22	57.9%	9	31	81.6%
13	Washington	46	237	26	56.5%	18	44	95.7%
14	Minnesota	32	152	18	56.3%	9	27	84.4%
15t	Las Vegas	25	123	14	56.0%	8	22	88.0%
15t	Seattle	25	115	14	56.0%	6	20	80.0%
17t	Indianapolis	34	165	19	55.9%	12	31	91.2%
17t	Jacksonville	34	157	19	55.9%	8	27	79.4%
19	Houston	38	178	21	55.3%	11	32	84.2%
20	Miami	29	137	16	55.2%	9	25	86.2%
21	Los Angeles Chargers	26	126	14	53.8%	10	24	92.3%
22	Atlanta	32	149	17	53.1%	10	27	84.4%
23t	Cleveland	17	79	9	52.9%	5	14	82.4%
23t	New York Jets	34	154	18	52.9%	10	28	82.4%
25	Los Angeles Rams	36	159	18	50.0%	12	30	83.3%
26	San Francisco	41	185	20	48.8%	16	36	87.8%
27	Green Bay	39	173	19	48.7%	13	32	82.1%
28	Tennessee	29	122	14	48.3%	8	22	75.9%
29	New England	32	143	15	46.9%	13	28	87.5%
30	Pittsburgh	36	156	16	44.4%	15	31	86.1%
31	Dallas	25	90	10	40.0%	7	17	68.0%
32	New York Giants	28	100	11	39.3%	9	20	71.4%
	TOTALS	1066	5126	605	56.8%	313	918	86.1%

2024 NATIONAL FOOTBALL LEAGUE

NFL DEFENSE INSIDE THE 20

RANK	TEAM	DRIVES	PTS	TD	TD%	FG	SCORES	SCORE%
1	Chicago	32	127	13	40.6%	13	26	81.3%
2	Los Angeles Chargers	22	89	9	40.9%	9	18	81.8%
3t	Denver	28	124	12	42.9%	13	25	89.3%
3t	Detroit	28	111	12	42.9%	9	21	75.0%
5t	New York Giants	28	134	13	46.4%	14	27	96.4%
5t	Philadelphia	28	124	13	46.4%	11	24	85.7%
7	New Orleans	34	142	16	47.1%	11	27	79.4%
8t	Miami	29	127	14	48.3%	10	24	82.8%
8t	Pittsburgh	29	124	14	48.3%	9	23	79.3%
10	Arizona	35	152	17	48.6%	11	28	80.0%
11	Los Angeles Rams	36	163	18	50.0%	13	31	86.1%
12	Buffalo	39	173	20	51.3%	11	31	79.5%
13	Baltimore	36	163	19	52.8%	11	30	83.3%
14	Seattle	38	184	21	55.3%	13	34	89.5%
15	Kansas City	32	142	18	56.3%	7	25	78.1%
16	Indianapolis	40	189	23	57.5%	10	33	82.5%
17t	New England	38	184	22	57.9%	11	33	86.8%
17t	Tampa Bay	38	182	22	57.9%	10	32	84.2%
19	Green Bay	34	165	20	58.8%	9	29	85.3%
20	New York Jets	39	192	23	59.0%	11	34	87.2%
21	Minnesota	23	111	14	60.9%	4	18	78.3%
22	Atlanta	36	182	22	61.1%	9	31	86.1%
23	San Francisco	32	170	20	62.5%	10	30	93.8%
24	Cleveland	30	148	19	63.3%	5	24	80.0%
25	Jacksonville	43	226	28	65.1%	12	40	93.0%
26	Las Vegas	38	201	25	65.8%	10	35	92.1%
27t	Carolina	42	222	28	66.7%	9	37	88.1%
27t	Houston	27	136	18	66.7%	4	22	81.5%
27t	Tennessee	30	168	20	66.7%	10	30	100.0%
27t	Washington	33	177	22	66.7%	9	31	93.9%
31	Cincinnati	34	193	24	70.6%	8	32	94.1%
32	Dallas	35	201	26	74.3%	7	33	94.3%
	TOTALS	1066	5126	605	56.8%	313	918	86.1%

2024 NATIONAL FOOTBALL LEAGUE

2024 NATIONAL FOOTBALL LEAGUE

AFC TEAM OFFENSE FIRST DOWNS, THIRD DOWNS & FOURTH DOWNS

RANK	TEAM	FIRST DOWNS				THIRD DOWNS			FOURTH DOWNS		
		TOTAL	RUSH	PASS	PEN	MADE	ATT	PCT	MADE	ATT	PCT
1	Baltimore	255	95	137	23	54	117	46.2%	4	7	57.1%
2	Buffalo	229	88	117	24	55	131	42.0%	12	14	85.7%
3	Cincinnati	228	53	155	20	66	146	45.2%	9	14	64.3%
4	Kansas City	217	71	133	13	70	135	51.9%	8	10	80.0%
5	Houston	216	62	138	16	58	152	38.2%	8	12	66.7%
6	Indianapolis	198	76	108	14	51	138	37.0%	10	16	62.5%
7t	Denver	194	79	104	11	54	146	37.0%	10	17	58.8%
7t	Miami	194	64	111	19	55	129	42.6%	5	18	27.8%
9	New York Jets	193	50	124	19	56	141	39.7%	3	10	30.0%
10	Pittsburgh	190	76	88	26	54	141	38.3%	6	11	54.5%
11	New England	189	64	104	21	53	150	35.3%	9	13	69.2%
12	Jacksonville	184	63	109	12	38	119	31.9%	10	20	50.0%
13	Tennessee	181	67	95	19	42	125	33.6%	5	13	38.5%
14	Las Vegas	178	38	124	16	47	130	36.2%	6	15	40.0%
15	Los Angeles Chargers	175	63	98	14	52	134	38.8%	4	6	66.7%
16	Cleveland	173	54	104	15	40	142	28.2%	14	24	58.3%
	TOTALS	3194	1063	1849	282	845	2176	38.8%	123	220	55.9%

AFC TEAM DEFENSE FIRST DOWNS, THIRD DOWNS & FOURTH DOWNS

RANK	TEAM	FIRST DOWNS				THIRD DOWNS			FOURTH DOWNS		
		TOTAL	RUSH	PASS	PEN	MADE	ATT	PCT	MADE	ATT	PCT
1	Pittsburgh	170	58	100	12	43	123	35.0%	6	11	54.5%
2t	Cleveland	175	66	99	10	42	127	33.1%	7	10	70.0%
2t	Los Angeles Chargers	175	59	99	17	43	133	32.3%	9	14	64.3%
4	Tennessee	178	62	88	28	39	120	32.5%	6	8	75.0%
5	Kansas City	179	55	107	17	50	122	41.0%	7	15	46.7%
6	Miami	186	62	108	16	41	117	35.0%	5	7	71.4%
7	Houston	193	62	109	22	50	141	35.5%	9	16	56.3%
8	Las Vegas	197	61	118	18	52	126	41.3%	6	8	75.0%
9	Denver	198	55	115	28	57	154	37.0%	8	16	50.0%
10	New York Jets	215	88	99	28	54	142	38.0%	10	13	76.9%
11	Buffalo	216	64	135	17	53	130	40.8%	9	23	39.1%
12	New England	220	77	122	21	54	134	40.3%	4	11	36.4%
13	Indianapolis	229	87	126	16	66	153	43.1%	11	18	61.1%
14	Baltimore	233	43	163	27	67	151	44.4%	6	15	40.0%
15	Cincinnati	238	94	126	18	63	142	44.4%	13	19	68.4%
16	Jacksonville	262	83	156	23	64	143	44.8%	11	16	68.8%
	TOTALS	3264	1076	1870	318	838	2158	38.8%	127	220	57.7%

2024 NATIONAL FOOTBALL LEAGUE

NFC TEAM OFFENSE FIRST DOWNS, THIRD DOWNS & FOURTH DOWNS

RANK	TEAM	FIRST DOWNS				THIRD DOWNS			FOURTH DOWNS		
		TOTAL	RUSH	PASS	PEN	MADE	ATT	PCT	MADE	ATT	PCT
1	Washington	239	95	121	23	58	135	43.0%	12	14	85.7%
2	Detroit	228	88	125	15	50	111	45.0%	10	15	66.7%
3	Tampa Bay	221	69	131	21	62	124	50.0%	4	7	57.1%
4	Atlanta	220	70	132	18	49	131	37.4%	14	19	73.7%
5	San Francisco	218	76	121	21	54	119	45.4%	3	7	42.9%
6	Philadelphia	214	102	99	13	56	136	41.2%	12	18	66.7%
7	Seattle	211	52	138	21	44	121	36.4%	8	16	50.0%
8t	Los Angeles Rams	206	65	118	23	39	115	33.9%	8	14	57.1%
8t	Minnesota	206	64	116	26	46	116	39.7%	4	6	66.7%
10	New Orleans	204	83	104	17	55	141	39.0%	9	16	56.3%
11	Green Bay	203	77	106	20	41	112	36.6%	4	8	50.0%
12	Arizona	201	86	99	16	45	104	43.3%	4	10	40.0%
13	New York Giants	193	73	106	14	53	142	37.3%	12	19	63.2%
14	Dallas	192	50	119	23	47	132	35.6%	8	23	34.8%
15	Chicago	183	66	97	20	44	138	31.9%	15	23	65.2%
16	Carolina	157	57	88	12	40	120	33.3%	5	18	27.8%
	TOTALS	3296	1173	1820	303	783	1997	39.2%	132	233	56.7%

NFC TEAM DEFENSE FIRST DOWNS, THIRD DOWNS & FOURTH DOWNS

RANK	TEAM	FIRST DOWNS				THIRD DOWNS			FOURTH DOWNS		
		TOTAL	RUSH	PASS	PEN	MADE	ATT	PCT	MADE	ATT	PCT
1	Philadelphia	167	58	96	13	42	121	34.7%	8	13	61.5%
2	Chicago	174	68	96	10	41	125	32.8%	6	12	50.0%
3t	Minnesota	175	33	126	16	44	128	34.4%	6	19	31.6%
3t	New York Giants	175	72	91	12	42	123	34.1%	9	13	69.2%
5	San Francisco	180	61	106	13	56	129	43.4%	10	17	58.8%
6	Detroit	196	50	117	29	34	112	30.4%	7	17	41.2%
7	Green Bay	198	76	108	14	43	119	36.1%	10	15	66.7%
8t	Dallas	204	90	100	14	43	122	35.2%	13	19	68.4%
8t	Los Angeles Rams	204	73	111	20	44	116	37.9%	5	6	83.3%
10	Seattle	205	77	107	21	53	134	39.6%	4	8	50.0%
11	Arizona	213	77	122	14	59	123	48.0%	9	17	52.9%
12	Washington	221	92	111	18	57	130	43.8%	9	15	60.0%
13	Tampa Bay	223	70	133	20	55	127	43.3%	14	19	73.7%
14	New Orleans	227	79	127	21	48	132	36.4%	6	16	37.5%
15	Atlanta	230	90	129	11	65	141	46.1%	8	18	44.4%
16	Carolina	234	94	119	21	64	133	48.1%	4	9	44.4%
	TOTALS	3226	1160	1799	267	790	2015	39.2%	128	233	54.9%

2024 NATIONAL FOOTBALL LEAGUE

NFL TEAM OFFENSE FIRST DOWNS, THIRD DOWNS & FOURTH DOWNS

RANK	TEAM	FIRST DOWNS				THIRD DOWNS			FOURTH DOWNS		
		TOTAL	RUSH	PASS	PEN	MADE	ATT	PCT	MADE	ATT	PCT
1	Baltimore	255	95	137	23	54	117	46.2%	4	7	57.1%
2	Washington	239	95	121	23	58	135	43.0%	12	14	85.7%
3	Buffalo	229	88	117	24	55	131	42.0%	12	14	85.7%
4t	Cincinnati	228	53	155	20	66	146	45.2%	9	14	64.3%
4t	Detroit	228	88	125	15	50	111	45.0%	10	15	66.7%
6	Tampa Bay	221	69	131	21	62	124	50.0%	4	7	57.1%
7	Atlanta	220	70	132	18	49	131	37.4%	14	19	73.7%
8	San Francisco	218	76	121	21	54	119	45.4%	3	7	42.9%
9	Kansas City	217	71	133	13	70	135	51.9%	8	10	80.0%
10	Houston	216	62	138	16	58	152	38.2%	8	12	66.7%
11	Philadelphia	214	102	99	13	56	136	41.2%	12	18	66.7%
12	Seattle	211	52	138	21	44	121	36.4%	8	16	50.0%
13t	Los Angeles Rams	206	65	118	23	39	115	33.9%	8	14	57.1%
13t	Minnesota	206	64	116	26	46	116	39.7%	4	6	66.7%
15	New Orleans	204	83	104	17	55	141	39.0%	9	16	56.3%
16	Green Bay	203	77	106	20	41	112	36.6%	4	8	50.0%
17	Arizona	201	86	99	16	45	104	43.3%	4	10	40.0%
18	Indianapolis	198	76	108	14	51	138	37.0%	10	16	62.5%
19t	Denver	194	79	104	11	54	146	37.0%	10	17	58.8%
19t	Miami	194	64	111	19	55	129	42.6%	5	18	27.8%
21t	New York Giants	193	73	106	14	53	142	37.3%	12	19	63.2%
21t	New York Jets	193	50	124	19	56	141	39.7%	3	10	30.0%
23	Dallas	192	50	119	23	47	132	35.6%	8	23	34.8%
24	Pittsburgh	190	76	88	26	54	141	38.3%	6	11	54.5%
25	New England	189	64	104	21	53	150	35.3%	9	13	69.2%
26	Jacksonville	184	63	109	12	38	119	31.9%	10	20	50.0%
27	Chicago	183	66	97	20	44	138	31.9%	15	23	65.2%
28	Tennessee	181	67	95	19	42	125	33.6%	5	13	38.5%
29	Las Vegas	178	38	124	16	47	130	36.2%	6	15	40.0%
30	Los Angeles Chargers	175	63	98	14	52	134	38.8%	4	6	66.7%
31	Cleveland	173	54	104	15	40	142	28.2%	14	24	58.3%
32	Carolina	157	57	88	12	40	120	33.3%	5	18	27.8%
	TOTALS	6490	2236	3669	585	1628	4173	39.0%	255	453	56.3%

2024 NATIONAL FOOTBALL LEAGUE

NFL TEAM DEFENSE FIRST DOWNS, THIRD DOWNS & FOURTH DOWNS

RANK	TEAM	FIRST DOWNS				THIRD DOWNS			FOURTH DOWNS		
		TOTAL	RUSH	PASS	PEN	MADE	ATT	PCT	MADE	ATT	PCT
1	Philadelphia	167	58	96	13	42	121	34.7%	8	13	61.5%
2	Pittsburgh	170	58	100	12	43	123	35.0%	6	11	54.5%
3	Chicago	174	68	96	10	41	125	32.8%	6	12	50.0%
4t	Cleveland	175	66	99	10	42	127	33.1%	7	10	70.0%
4t	Los Angeles Chargers	175	59	99	17	43	133	32.3%	9	14	64.3%
4t	Minnesota	175	33	126	16	44	128	34.4%	6	19	31.6%
4t	New York Giants	175	72	91	12	42	123	34.1%	9	13	69.2%
8	Tennessee	178	62	88	28	39	120	32.5%	6	8	75.0%
9	Kansas City	179	55	107	17	50	122	41.0%	7	15	46.7%
10	San Francisco	180	61	106	13	56	129	43.4%	10	17	58.8%
11	Miami	186	62	108	16	41	117	35.0%	5	7	71.4%
12	Houston	193	62	109	22	50	141	35.5%	9	16	56.3%
13	Detroit	196	50	117	29	34	112	30.4%	7	17	41.2%
14	Las Vegas	197	61	118	18	52	126	41.3%	6	8	75.0%
15t	Denver	198	55	115	28	57	154	37.0%	8	16	50.0%
15t	Green Bay	198	76	108	14	43	119	36.1%	10	15	66.7%
17t	Dallas	204	90	100	14	43	122	35.2%	13	19	68.4%
17t	Los Angeles Rams	204	73	111	20	44	116	37.9%	5	6	83.3%
19	Seattle	205	77	107	21	53	134	39.6%	4	8	50.0%
20	Arizona	213	77	122	14	59	123	48.0%	9	17	52.9%
21	New York Jets	215	88	99	28	54	142	38.0%	10	13	76.9%
22	Buffalo	216	64	135	17	53	130	40.8%	9	23	39.1%
23	New England	220	77	122	21	54	134	40.3%	4	11	36.4%
24	Washington	221	92	111	18	57	130	43.8%	9	15	60.0%
25	Tampa Bay	223	70	133	20	55	127	43.3%	14	19	73.7%
26	New Orleans	227	79	127	21	48	132	36.4%	6	16	37.5%
27	Indianapolis	229	87	126	16	66	153	43.1%	11	18	61.1%
28	Atlanta	230	90	129	11	65	141	46.1%	8	18	44.4%
29	Baltimore	233	43	163	27	67	151	44.4%	6	15	40.0%
30	Carolina	234	94	119	21	64	133	48.1%	4	9	44.4%
31	Cincinnati	238	94	126	18	63	142	44.4%	13	19	68.4%
32	Jacksonville	262	83	156	23	64	143	44.8%	11	16	68.8%
	TOTALS	6490	2236	3669	585	1628	4173	39.0%	255	453	56.3%

2024 NATIONAL FOOTBALL LEAGUE

2024 NATIONAL FOOTBALL LEAGUE

AFC OFFENSIVE FIRST DOWN YARDAGE

RANK	TEAM	YDS/PL	PLAYS	YARDS
1	Baltimore	7.21	325	2343
2	Cincinnati	6.24	303	1892
3	Indianapolis	5.87	294	1725
4	Jacksonville	5.74	272	1561
5	Houston	5.39	318	1715
6	Miami	5.33	279	1487
7	Buffalo	5.20	295	1533
8	Kansas City	5.18	283	1467
9	Los Angeles Chargers	5.12	259	1327
10	Tennessee	5.03	266	1339
11	Denver	5.02	287	1440
12	New York Jets	4.76	277	1319
13	Las Vegas	4.71	265	1248
14	Cleveland	4.51	269	1212
15	New England	4.40	282	1240
16	Pittsburgh	4.04	273	1102
	TOTALS	5.27	4547	23950

AFC DEFENSIVE FIRST DOWN YARDAGE

RANK	TEAM	YDS/PL	PLAYS	YARDS
1	New York Jets	4.15	297	1234
2	Las Vegas	4.53	270	1224
3	Kansas City	4.65	246	1143
4	Houston	4.85	288	1398
5	Denver	4.99	287	1432
6	Tennessee	5.21	258	1343
7	Indianapolis	5.30	322	1706
8	Cleveland	5.31	265	1408
9	Cincinnati	5.31	318	1690
10	Buffalo	5.43	299	1625
11	New England	5.44	301	1637
12	Los Angeles Chargers	5.51	267	1471
13	Pittsburgh	5.54	260	1440
14	Baltimore	5.62	316	1776
15	Miami	5.89	264	1554
16	Jacksonville	6.69	334	2234
	TOTALS	5.30	4592	24315

2024 NATIONAL FOOTBALL LEAGUE

NFC OFFENSIVE FIRST DOWN YARDAGE

RANK	TEAM	YDS/PL	PLAYS	YARDS
1	Detroit	6.99	292	2042
2	San Francisco	6.78	289	1959
3	Tampa Bay	6.23	285	1776
4	Atlanta	6.16	304	1872
5	Green Bay	6.14	280	1719
6	Philadelphia	6.04	290	1752
7	Arizona	6.04	268	1618
8	Los Angeles Rams	5.58	281	1568
9	Carolina	5.54	247	1368
10	Minnesota	5.47	285	1559
11	Washington	5.41	304	1646
12	Seattle	5.41	290	1568
13	New Orleans	5.27	289	1522
14	New York Giants	5.19	283	1468
15	Dallas	4.64	282	1309
16	Chicago	4.57	265	1211
	TOTALS	5.72	4534	25957

NFC DEFENSIVE FIRST DOWN YARDAGE

RANK	TEAM	YDS/PL	PLAYS	YARDS
1	Minnesota	4.68	262	1225
2	Washington	4.95	294	1454
3	Philadelphia	4.96	253	1254
4	San Francisco	5.11	253	1294
5	Arizona	5.23	277	1450
6	Detroit	5.33	279	1488
7	Los Angeles Rams	5.45	282	1536
8	New York Giants	5.76	261	1503
9	Tampa Bay	5.98	295	1764
10	Atlanta	5.98	310	1855
11	Green Bay	6.00	275	1650
12	Carolina	6.03	302	1822
13	New Orleans	6.10	319	1945
14	Chicago	6.10	263	1605
15	Dallas	6.58	275	1810
16	Seattle	6.70	289	1937
	TOTALS	5.70	4489	25592

2024 NATIONAL FOOTBALL LEAGUE

NFL OFFENSIVE FIRST DOWN YARDAGE

RANK	TEAM	YDS/PL	PLAYS	YARDS
1	Baltimore	7.21	325	2343
2	Detroit	6.99	292	2042
3	San Francisco	6.78	289	1959
4	Cincinnati	6.24	303	1892
5	Tampa Bay	6.23	285	1776
6	Atlanta	6.16	304	1872
7	Green Bay	6.14	280	1719
8	Philadelphia	6.04	290	1752
9	Arizona	6.04	268	1618
10	Indianapolis	5.87	294	1725
11	Jacksonville	5.74	272	1561
12	Los Angeles Rams	5.58	281	1568
13	Carolina	5.54	247	1368
14	Minnesota	5.47	285	1559
15	Washington	5.41	304	1646
16	Seattle	5.41	290	1568
17	Houston	5.39	318	1715
18	Miami	5.33	279	1487
19	New Orleans	5.27	289	1522
20	Buffalo	5.20	295	1533
21	New York Giants	5.19	283	1468
22	Kansas City	5.18	283	1467
23	Los Angeles Chargers	5.12	259	1327
24	Tennessee	5.03	266	1339
25	Denver	5.02	287	1440
26	New York Jets	4.76	277	1319
27	Las Vegas	4.71	265	1248
28	Dallas	4.64	282	1309
29	Chicago	4.57	265	1211
30	Cleveland	4.51	269	1212
31	New England	4.40	282	1240
32	Pittsburgh	4.04	273	1102
	TOTALS	5.50	9081	49907

2024 NATIONAL FOOTBALL LEAGUE

NFL DEFENSIVE FIRST DOWN YARDAGE

RANK	TEAM	YDS/PL	PLAYS	YARDS
1	New York Jets	4.15	297	1234
2	Las Vegas	4.53	270	1224
3	Kansas City	4.65	246	1143
4	Minnesota	4.68	262	1225
5	Houston	4.85	288	1398
6	Washington	4.95	294	1454
7	Philadelphia	4.96	253	1254
8	Denver	4.99	287	1432
9	San Francisco	5.11	253	1294
10	Tennessee	5.21	258	1343
11	Arizona	5.23	277	1450
12	Indianapolis	5.30	322	1706
13	Cleveland	5.31	265	1408
14	Cincinnati	5.31	318	1690
15	Detroit	5.33	279	1488
16	Buffalo	5.43	299	1625
17	New England	5.44	301	1637
18	Los Angeles Rams	5.45	282	1536
19	Los Angeles Chargers	5.51	267	1471
20	Pittsburgh	5.54	260	1440
21	Baltimore	5.62	316	1776
22	New York Giants	5.76	261	1503
23	Miami	5.89	264	1554
24	Tampa Bay	5.98	295	1764
25	Atlanta	5.98	310	1855
26	Green Bay	6.00	275	1650
27	Carolina	6.03	302	1822
28	New Orleans	6.10	319	1945
29	Chicago	6.10	263	1605
30	Dallas	6.58	275	1810
31	Jacksonville	6.69	334	2234
32	Seattle	6.70	289	1937
	TOTALS	5.50	9081	49907

2024 NATIONAL FOOTBALL LEAGUE

2024 NATIONAL FOOTBALL LEAGUE

AFC KICKOFFS (RECEIVING TEAM)

RANK	TEAM	TOTAL KO	ADJ KO	TB	TB%	EZ	EZ%	OB	IN20	AVG START
1	Los Angeles Chargers	37	35	27	77.1%	31	88.6%	1	1	30.3
2	Denver	48	45	32	71.1%	35	77.8%	2	1	30.3
3	Cincinnati	59	58	36	62.1%	41	70.7%	0	3	30.1
4	Buffalo	47	47	35	74.5%	41	87.2%	1	1	30.0
5	Las Vegas	63	63	51	81.0%	56	88.9%	2	1	29.9
6	Houston	51	51	36	70.6%	44	86.3%	0	2	29.8
7	Indianapolis	57	57	43	75.4%	51	89.5%	0	3	29.7
8	Miami	50	49	38	77.6%	43	87.8%	1	2	29.5
9	Jacksonville	66	66	47	71.2%	54	81.8%	0	3	29.1
10	New England	56	56	42	75.0%	47	83.9%	0	1	29.1
11	Pittsburgh	42	41	30	73.2%	32	78.0%	0	1	29.0
12	New York Jets	57	56	39	69.6%	47	83.9%	0	0	29.0
13	Kansas City	45	43	32	74.4%	35	81.4%	0	3	28.7
14	Tennessee	58	56	36	64.3%	47	83.9%	1	2	28.6
15	Cleveland	54	54	29	53.7%	35	64.8%	0	3	28.3
16	Baltimore	64	58	35	60.3%	46	79.3%	0	4	28.2
	TOTALS	854	835	588	70.4%	685	82.0%	8	31	29.3

AFC KICKOFFS (KICKING TEAM)

RANK	TEAM	TOTAL KO	ADJ KO	TB	TB%	EZ	EZ%	OB	IN20	AVG START
1	Denver	54	51	36	70.6%	44	86.3%	2	2	28.6
2	Las Vegas	46	42	24	57.1%	29	69.0%	1	2	28.7
3	Miami	48	46	34	73.9%	38	82.6%	1	3	28.8
4	New York Jets	46	46	33	71.7%	39	84.8%	0	2	28.9
5	Houston	61	59	35	59.3%	41	69.5%	2	2	29.2
6	Cincinnati	63	61	50	82.0%	56	91.8%	0	2	29.5
7	Kansas City	53	52	42	80.8%	48	92.3%	1	1	29.5
8	Baltimore	68	68	52	76.5%	60	88.2%	0	4	29.5
9	Cleveland	41	39	21	53.8%	31	79.5%	0	3	29.5
10	Pittsburgh	57	57	35	61.4%	45	78.9%	0	2	29.6
11	New England	45	44	32	72.7%	38	86.4%	1	0	29.7
12	Indianapolis	55	53	46	86.8%	52	98.1%	0	0	29.7
13	Jacksonville	48	47	41	87.2%	44	93.6%	0	0	29.8
14	Los Angeles Chargers	53	53	36	67.9%	44	83.0%	1	0	30.1
15	Buffalo	66	66	54	81.8%	59	89.4%	1	2	30.5
16	Tennessee	40	38	30	78.9%	34	89.5%	0	1	32.9
	TOTALS	844	822	601	73.1%	702	85.4%	10	26	29.6

ADJ KO: Adjusted kickoffs are used to compute Avg. Team Drive Start. Adjusted kickoffs do not include inside kicks or kickoffs at the end of a half unless either kickoff is returned for a touchdown. Adjusted kickoffs also do not include non-inside kickoffs that result in the kicking team ultimately retaining possession.

IN20: The number of drives that start inside (not including) the 20-yard line.

2024 NATIONAL FOOTBALL LEAGUE

NFC KICKOFFS (RECEIVING TEAM)

RANK	TEAM	TOTAL KO	ADJ KO	TB	TB%	EZ	EZ%	OB	IN20	AVG START
1	Detroit	45	44	36	81.8%	39	88.6%	1	0	31.0
2	Washington	54	53	34	64.2%	40	75.5%	1	0	30.6
3	Arizona	53	52	32	61.5%	41	78.8%	1	1	30.5
4	Seattle	54	52	31	59.6%	42	80.8%	0	2	30.3
5	Chicago	47	44	30	68.2%	39	88.6%	1	0	30.2
6	Dallas	63	63	39	61.9%	52	82.5%	1	4	30.2
7	Tampa Bay	56	54	38	70.4%	46	85.2%	1	1	30.1
8	New York Giants	52	50	24	48.0%	30	60.0%	1	1	29.8
9	San Francisco	48	47	33	70.2%	38	80.9%	1	2	29.6
10	Minnesota	39	36	29	80.6%	32	88.9%	1	0	29.6
11	Los Angeles Rams	54	52	40	76.9%	42	80.8%	0	1	29.6
12	Green Bay	48	46	37	80.4%	42	91.3%	1	1	28.7
13	New Orleans	60	58	36	62.1%	46	79.3%	0	1	28.7
14	Atlanta	64	63	42	66.7%	49	77.8%	0	3	28.5
15	Philadelphia	46	45	27	60.0%	33	73.3%	0	3	28.2
16	Carolina	66	64	32	50.0%	44	68.8%	1	5	28.2
	TOTALS	849	823	540	65.6%	655	79.6%	11	25	29.6

NFC KICKOFFS (KICKING TEAM)

RANK	TEAM	TOTAL KO	ADJ KO	TB	TB%	EZ	EZ%	OB	IN20	AVG START
1	New Orleans	59	58	16	27.6%	29	50.0%	0	5	27.2
2	Dallas	49	45	19	42.2%	22	48.9%	1	3	27.8
3	Seattle	51	50	27	54.0%	35	70.0%	0	3	28.2
4	Green Bay	52	50	27	54.0%	37	74.0%	1	3	28.5
5	Washington	68	65	17	26.2%	28	43.1%	1	2	28.7
6	Philadelphia	54	54	43	79.6%	50	92.6%	0	4	29.3
7	Carolina	40	39	16	41.0%	20	51.3%	3	1	29.3
8	Minnesota	56	55	48	87.3%	50	90.9%	0	1	29.4
9	Detroit	66	66	52	78.8%	61	92.4%	0	0	29.6
10	Tampa Bay	61	59	47	79.7%	52	88.1%	0	0	29.6
11	Atlanta	56	55	34	61.8%	42	76.4%	0	4	29.7
12	Chicago	47	46	26	56.5%	37	80.4%	0	1	29.7
13	New York Giants	43	42	34	81.0%	39	92.9%	1	0	29.8
14	Los Angeles Rams	50	49	45	91.8%	49	100.0%	0	0	29.9
15	San Francisco	58	55	34	61.8%	42	76.4%	1	3	30.7
16	Arizona	49	48	42	87.5%	45	93.8%	1	0	30.9
	TOTALS	859	836	527	63.0%	638	76.3%	9	30	29.3

ADJ KO: Adjusted kickoffs are used to compute Avg. Team Drive Start. Adjusted kickoffs do not include inside kicks or kickoffs at the end of a half unless either kickoff is returned for a touchdown. Adjusted kickoffs also do not include non-inside kickoffs that result in the kicking team ultimately retaining possession.

IN20: The number of drives that start inside (not including) the 20-yard line.

2024 NATIONAL FOOTBALL LEAGUE

NFL KICKOFFS (RECEIVING TEAM)

RANK	TEAM	TOTAL KO	ADJ KO	TB	TB%	EZ	EZ%	OB	IN20	AVG START
1	Detroit	45	44	36	81.8%	39	88.6%	1	0	31.0
2	Washington	54	53	34	64.2%	40	75.5%	1	0	30.6
3	Arizona	53	52	32	61.5%	41	78.8%	1	1	30.5
4	Seattle	54	52	31	59.6%	42	80.8%	0	2	30.3
5	Los Angeles Chargers	37	35	27	77.1%	31	88.6%	1	1	30.3
6	Denver	48	45	32	71.1%	35	77.8%	2	1	30.3
7	Chicago	47	44	30	68.2%	39	88.6%	1	0	30.2
8	Dallas	63	63	39	61.9%	52	82.5%	1	4	30.2
9	Cincinnati	59	58	36	62.1%	41	70.7%	0	3	30.1
10	Tampa Bay	56	54	38	70.4%	46	85.2%	1	1	30.1
11	Buffalo	47	47	35	74.5%	41	87.2%	1	1	30.0
12	Las Vegas	63	63	51	81.0%	56	88.9%	2	1	29.9
13	Houston	51	51	36	70.6%	44	86.3%	0	2	29.8
14	New York Giants	52	50	24	48.0%	30	60.0%	1	1	29.8
15	Indianapolis	57	57	43	75.4%	51	89.5%	0	3	29.7
16	San Francisco	48	47	33	70.2%	38	80.9%	1	2	29.6
17	Minnesota	39	36	29	80.6%	32	88.9%	1	0	29.6
18	Los Angeles Rams	54	52	40	76.9%	42	80.8%	0	1	29.6
19	Miami	50	49	38	77.6%	43	87.8%	1	2	29.5
20	Jacksonville	66	66	47	71.2%	54	81.8%	0	3	29.1
21	New England	56	56	42	75.0%	47	83.9%	0	1	29.1
22	Pittsburgh	42	41	30	73.2%	32	78.0%	0	1	29.0
23	New York Jets	57	56	39	69.6%	47	83.9%	0	0	29.0
24	Green Bay	48	46	37	80.4%	42	91.3%	1	1	28.7
25	New Orleans	60	58	36	62.1%	46	79.3%	0	1	28.7
26	Kansas City	45	43	32	74.4%	35	81.4%	0	3	28.7
27	Tennessee	58	56	36	64.3%	47	83.9%	1	2	28.6
28	Atlanta	64	63	42	66.7%	49	77.8%	0	3	28.5
29	Cleveland	54	54	29	53.7%	35	64.8%	0	3	28.3
30	Philadelphia	46	45	27	60.0%	33	73.3%	0	3	28.2
31	Carolina	66	64	32	50.0%	44	68.8%	1	5	28.2
32	Baltimore	64	58	35	60.3%	46	79.3%	0	4	28.2
	TOTALS	3406	3316	2256	68.0%	2680	80.8%	38	112	29.4

ADJ KO: Adjusted kickoffs are used to compute Avg. Team Drive Start. Adjusted kickoffs do not include inside kicks or kickoffs at the end of a half unless either kickoff is returned for a touchdown. Adjusted kickoffs also do not include non-onside kickoffs that result in the kicking team ultimately retaining possession.

IN20: The number of drives that start inside (not including) the 20-yard line.

2024 NATIONAL FOOTBALL LEAGUE

NFL KICKOFFS (KICKING TEAM)

RANK	TEAM	TOTAL KO	ADJ KO	TB	TB%	EZ	EZ%	OB	IN20	AVG START
1	New Orleans	59	58	16	27.6%	29	50.0%	0	5	27.2
2	Dallas	49	45	19	42.2%	22	48.9%	1	3	27.8
3	Seattle	51	50	27	54.0%	35	70.0%	0	3	28.2
4	Green Bay	52	50	27	54.0%	37	74.0%	1	3	28.5
5	Denver	54	51	36	70.6%	44	86.3%	2	2	28.6
6	Washington	68	65	17	26.2%	28	43.1%	1	2	28.7
7	Las Vegas	46	42	24	57.1%	29	69.0%	1	2	28.7
8	Miami	48	46	34	73.9%	38	82.6%	1	3	28.8
9	New York Jets	46	46	33	71.7%	39	84.8%	0	2	28.9
10	Houston	61	59	35	59.3%	41	69.5%	2	2	29.2
11	Philadelphia	54	54	43	79.6%	50	92.6%	0	4	29.3
12	Carolina	40	39	16	41.0%	20	51.3%	3	1	29.3
13	Minnesota	56	55	48	87.3%	50	90.9%	0	1	29.4
14	Cincinnati	63	61	50	82.0%	56	91.8%	0	2	29.5
15	Kansas City	53	52	42	80.8%	48	92.3%	1	1	29.5
16	Baltimore	68	68	52	76.5%	60	88.2%	0	4	29.5
17	Cleveland	41	39	21	53.8%	31	79.5%	0	3	29.5
18	Detroit	66	66	52	78.8%	61	92.4%	0	0	29.6
19	Pittsburgh	57	57	35	61.4%	45	78.9%	0	2	29.6
20	Tampa Bay	61	59	47	79.7%	52	88.1%	0	0	29.6
21	Atlanta	56	55	34	61.8%	42	76.4%	0	4	29.7
22	Chicago	47	46	26	56.5%	37	80.4%	0	1	29.7
23	New England	45	44	32	72.7%	38	86.4%	1	0	29.7
24	Indianapolis	55	53	46	86.8%	52	98.1%	0	0	29.7
25	Jacksonville	48	47	41	87.2%	44	93.6%	0	0	29.8
26	New York Giants	43	42	34	81.0%	39	92.9%	1	0	29.8
27	Los Angeles Rams	50	49	45	91.8%	49	100.0%	0	0	29.9
28	Los Angeles Chargers	53	53	36	67.9%	44	83.0%	1	0	30.1
29	Buffalo	66	66	54	81.8%	59	89.4%	1	2	30.5
30	San Francisco	58	55	34	61.8%	42	76.4%	1	3	30.7
31	Arizona	49	48	42	87.5%	45	93.8%	1	0	30.9
32	Tennessee	40	38	30	78.9%	34	89.5%	0	1	32.9
	TOTALS	3406	3316	2256	68.0%	2680	80.8%	38	112	29.4

ADJ KO: Adjusted kickoffs are used to compute Avg. Team Drive Start. Adjusted kickoffs do not include inside kicks or kickoffs at the end of a half unless either kickoff is returned for a touchdown. Adjusted kickoffs also do not include non-onside kickoffs that result in the kicking team ultimately retaining possession.

IN20: The number of drives that start inside (not including) the 20-yard line.

2024 NATIONAL FOOTBALL LEAGUE

AFC PLAYER SINGLE-GAME HIGHS

CATEGORY	TOTAL	PLAYER	GAME	DETAILS
Points	18			5 times in non-overtime games
Passing Yards	428	Joe Burrow	CIN at BAL, Nov. 7	34-56, 428 YDS, 4 TD, 0 INT
Longest Pass	98	Will Levis	TEN vs. MIN, Nov. 17	to Nick Westbrook-Ikhine (TD)
Passing Touchdowns	5			3 times, -1 in non-overtime games
	5			3 times, 2 in non-overtime games
Rushing Yards	199	Derrick Henry	BAL vs. BUF, Sep. 29	24-199, 1 TD
Rushing Attempts	30	Joe Mixon	HOU at IND, Sep. 8	30-159, 1 TD
Longest Rush	87	Derrick Henry	BAL vs. BUF, Sep. 29	(TD)
Receptions	14	Travis Kelce	KC vs. TB, Nov. 4 (OT)	14-100, 0 TD
	13	Garrett Wilson	NYJ at MIN, Oct. 6	13-101, 1 TD
	13	Brock Bowers	LV at MIA, Nov. 17	13-126, 1 TD
Receiving Yards	264	Ja'Marr Chase	CIN at BAL, Nov. 7	11-264, 3 TD
Kickoff Return Yards	139	Ja'Mycal Hasty	NE vs. HOU, Oct. 13	6-139, 0 TD
Kickoff Returns	6	Ja'Mycal Hasty	NE vs. HOU, Oct. 13	6-139, 0 TD
	6	Chris Collier	BAL at CLE, Oct. 27	6-134, 0 TD
Longest Kickoff Return	100	Charlie Jones	CIN at CLE, Oct. 20	(TD)
Punt Return Yards	96	Parker Washington	JAX vs. NE, Oct. 20	1-96, 2 FC, 1 TD
Punt Returns	5			9 times in non-overtime games
Longest Punt Return	96	Parker Washington	JAX vs. NE, Oct. 20	(TD)
Interceptions	2			7 times, 6 in non-overtime games
Longest Interception Return	100	Pat Surtain II	DEN vs. LV, Oct. 6	(TD)
Sacks	4.0	Trey Hendrickson	CIN vs. LV, Nov. 3	
Scrimmage Yards	264	Ja'Marr Chase	CIN at BAL, Nov. 7	Rush: 0-0, Rec: 11-264
Longest Punt	84	Corey Bojorquez	CLE at LV, Sep. 29	
Punts	8			5 times in non-overtime games
Field Goals Made	6	Chris Boswell	PIT at ATL, Sep. 8	6-6, 57 long
	6	Chris Boswell	PIT vs. BAL, Nov. 17	6-6, 57 long
Longest Field Goal	63	Joey Slye	NE at SF, Sep. 29	

2024 NATIONAL FOOTBALL LEAGUE

NFC PLAYER SINGLE-GAME HIGHS

CATEGORY	TOTAL	PLAYER	GAME	DETAILS
Points	24	Alvin Kamara	NO at DAL, Sep. 15	4 TD
Passing Yards	509	Kirk Cousins	ATL vs. TB, Oct. 3 (OT)	42-58, 509 YDS, 4 TD, 1 INT
	412	Jared Goff	DET vs. JAX, Nov. 17	24-29, 412 YDS, 4 TD, 0 INT
Longest Pass	97	Sam Darnold	MIN vs. SF, Sep. 15	to Justin Jefferson (TD)
Passing Touchdowns	4			11 times, 10 in non-overtime games
Rushing Yards	176	Saquon Barkley	PHI at NYG, Oct. 20	17-176, 1 TD
Rushing Attempts	32	Josh Jacobs	GB vs. IND, Sep. 15	32-151, 0 TD
Longest Rush	76	Isaac Guerendo	SF at SEA, Oct. 10	
Receptions	14	Cooper Kupp	LAR at DET, Sep. 8 (OT)	14-110, 1 TD
	13	CeeDee Lamb	DAL at SF, Oct. 27	13-146, 2 TD
Receiving Yards	180	Jaxon Smith-Njigba	SEA vs. LAR, Nov. 3 (OT)	7-180, 2 TD
	175	Jauan Jennings	SF at LAR, Sep. 22	11-175, 3 TD
Kickoff Return Yards	204	Raheem Blackshear	CAR at NO, Sep. 8	8-204, 0 TD
Kickoff Returns	8	Raheem Blackshear	CAR at NO, Sep. 8	8-204, 0 TD
Longest Kickoff Return	97	Laviska Shenault Jr.	SEA vs. SF, Oct. 10	(TD)
Punt Return Yards	190	Kalif Raymond	DET vs. TEN, Oct. 27	5-190, 1 FC, 1 TD
Punt Returns	5			4 times in non-overtime games
Longest Punt Return	90	Kalif Raymond	DET vs. TEN, Oct. 27	(TD)
Interceptions	2			4 times, 3 in non-overtime games
Longest Interception Return	67	Dante Fowler Jr.	WAS vs. CAR, Oct. 20	(TD)
Sacks	4.0	Aidan Hutchinson	DET vs. TB, Sep. 15	
Scrimmage Yards	215	Alvin Kamara	NO at CAR, Nov. 3	Rush: 29-155, Rec: 6-60
Longest Punt	74	Daniel Whelan	GB vs. MIN, Sep. 29	
	74	Tress Way	WAS vs. PIT, Nov. 10	
Punts	11	Matt Haack	NYG vs. PHI, Oct. 20	11-517 (47.0)
Field Goals Made	7	Austin Seibert	WAS vs. NYG, Sep. 15	7-7, 45 long
Longest Field Goal	65	Brandon Aubrey	DAL vs. BAL, Sep. 22	

2024 NATIONAL FOOTBALL LEAGUE

NFL PLAYER SINGLE-GAME HIGHS

CATEGORY	TOTAL	PLAYER	GAME	DETAILS
Points	24	Alvin Kamara	NO at DAL, Sep. 15	4 TD
Passing Yards	509	Kirk Cousins	ATL vs. TB, Oct. 3 (OT)	42-58, 509 YDS, 4 TD, 1 INT
	428	Joe Burrow	CIN at BAL, Nov. 7	34-56, 428 YDS, 4 TD, 0 INT
Longest Pass	98	Will Levis	TEN vs. MIN, Nov. 17	to Nick Westbrook-Ikhine (TD)
Passing Touchdowns	5			3 times, -1 in non-overtime games
	5			3 times, 2 in non-overtime games
Rushing Yards	199	Derrick Henry	BAL vs. BUF, Sep. 29	24-199, 1 TD
Rushing Attempts	32	Josh Jacobs	GB vs. IND, Sep. 15	32-151, 0 TD
Longest Rush	87	Derrick Henry	BAL vs. BUF, Sep. 29	(TD)
Receptions	14	Cooper Kupp	LAR at DET, Sep. 8 (OT)	14-110, 1 TD
	14	Travis Kelce	KC vs. TB, Nov. 4 (OT)	14-100, 0 TD
	13			3 times in non-overtime games
Receiving Yards	264	Ja'Marr Chase	CIN at BAL, Nov. 7	11-264, 3 TD
Kickoff Return Yards	204	Raheem Blackshear	CAR at NO, Sep. 8	8-204, 0 TD
Kickoff Returns	8	Raheem Blackshear	CAR at NO, Sep. 8	8-204, 0 TD
Longest Kickoff Return	100	Charlie Jones	CIN at CLE, Oct. 20	(TD)
Punt Return Yards	190	Kalif Raymond	DET vs. TEN, Oct. 27	5-190, 1 FC, 1 TD
Punt Returns	5			13 times in non-overtime games
Longest Punt Return	96	Parker Washington	JAX vs. NE, Oct. 20	(TD)
Interceptions	2			11 times, 9 in non-overtime games
Longest Interception Return	100	Pat Surtain II	DEN vs. LV, Oct. 6	(TD)
Sacks	4.0	Aidan Hutchinson	DET vs. TB, Sep. 15	
Scrimmage Yards	264	Ja'Marr Chase	CIN at BAL, Nov. 7	Rush: 0-0, Rec: 11-264
Longest Punt	84	Corey Bojorquez	CLE at LV, Sep. 29	
Punts	11	Matt Haack	NYG vs. PHI, Oct. 20	11-517 (47.0)
Field Goals Made	7	Austin Seibert	WAS vs. NYG, Sep. 15	7-7, 45 long
Longest Field Goal	65	Brandon Aubrey	DAL vs. BAL, Sep. 22	

2024 NATIONAL FOOTBALL LEAGUE

2024 NATIONAL FOOTBALL LEAGUE

300-YARD PASSING GAMES

YARDS	PLAYER	GAME	DETAILS
509	Kirk Cousins	ATL vs. TB, Oct. 3 (OT)	42-58, 4 TD, 1 INT
428	Joe Burrow	CIN at BAL, Nov. 7	34-56, 4 TD, 0 INT
412	Jared Goff	DET vs. JAX, Nov. 17	24-29, 4 TD, 0 INT
395	Geno Smith	SEA at DET, Sep. 30	38-56, 1 TD, 1 INT
395	Jameis Winston	CLE at NO, Nov. 17	30-46, 2 TD, 0 INT
392	Joe Burrow	CIN vs. BAL, Oct. 6 (OT)	30-39, 5 TD, 1 INT
389	Jordan Love	GB vs. MIN, Sep. 29	32-54, 4 TD, 3 INT
379	Dak Prescott	DAL vs. BAL, Sep. 22	28-51, 2 TD, 0 INT
371	Trevor Lawrence	JAX vs. IND, Oct. 6	28-34, 2 TD, 1 INT
370	Baker Mayfield	TB vs. BAL, Oct. 21	31-45, 3 TD, 2 INT
363	Caleb Williams	CHI at IND, Sep. 22	33-52, 2 TD, 2 INT
363	Geno Smith	SEA vs. LAR, Nov. 3 (OT)	21-34, 3 TD, 3 INT
359	Joe Flacco	IND at JAX, Oct. 6	33-44, 3 TD, 0 INT
356	Joe Burrow	CIN at LAC, Nov. 17	28-50, 3 TD, 0 INT
354	Cooper Rush	DAL vs. HOU, Nov. 18	32-55, 1 TD, 1 INT
353	Brock Purdy	SF at TB, Nov. 10	25-36, 2 TD, 0 INT
352	Dak Prescott	DAL at PIT, Oct. 6	29-42, 2 TD, 2 INT
349	Justin Herbert	LAC at ARI, Oct. 21	27-39, 0 TD, 0 INT
348	Lamar Jackson	BAL at CIN, Oct. 6 (OT)	26-42, 4 TD, 0 INT
347	Baker Mayfield	TB vs. PHI, Sep. 29	30-47, 2 TD, 0 INT
345	C.J. Stroud	HOU vs. JAX, Sep. 29	27-40, 2 TD, 0 INT
338	Tua Tagovailoa	MIA vs. JAX, Sep. 8	23-37, 1 TD, 0 INT
334	Jameis Winston	CLE vs. BAL, Oct. 27	27-41, 3 TD, 0 INT
331	C.J. Stroud	HOU vs. BUF, Oct. 6	28-38, 1 TD, 1 INT
331	Patrick Mahomes	KC vs. NO, Oct. 7	28-39, 0 TD, 1 INT
330	Baker Mayfield	TB vs. ATL, Oct. 27	37-50, 3 TD, 2 INT
327	Geno Smith	SEA at NE, Sep. 15 (OT)	33-44, 1 TD, 0 INT
326	Jayden Daniels	WAS vs. CHI, Oct. 27	21-38, 1 TD, 0 INT
325	Baker Mayfield	TB at NO, Oct. 13	24-36, 4 TD, 3 INT
324	Joe Burrow	CIN vs. WAS, Sep. 23	29-38, 3 TD, 0 INT
323	Lamar Jackson	BAL vs. WAS, Oct. 13	20-26, 1 TD, 1 INT
323	Josh Allen	BUF vs. TEN, Oct. 20	21-33, 2 TD, 0 INT
319	Brock Purdy	SF at MIN, Sep. 15	28-36, 1 TD, 1 INT
319	Andy Dalton	CAR at LV, Sep. 22	26-37, 3 TD, 0 INT
317	Matthew Stafford	LAR at DET, Sep. 8 (OT)	34-49, 1 TD, 1 INT
315	Jared Goff	DET at DAL, Oct. 13	18-25, 3 TD, 0 INT
312	Justin Fields	PIT at IND, Sep. 29	22-34, 1 TD, 0 INT
312	Geno Smith	SEA vs. SF, Oct. 10	30-52, 1 TD, 2 INT
311	Jalen Hurts	PHI at NO, Sep. 22	29-38, 0 TD, 1 INT
308	Trevor Lawrence	JAX vs. GB, Oct. 27	21-32, 2 TD, 1 INT
307	Jared Goff	DET vs. TB, Sep. 15	34-55, 0 TD, 2 INT

2024 NATIONAL FOOTBALL LEAGUE

300-YARD PASSING GAMES

YARDS	PLAYER	GAME	DETAILS
307	Kyler Murray	ARI at MIA, Oct. 27	26-36, 2 TD, 0 INT
307	Bo Nix	DEN vs. ATL, Nov. 17	28-33, 4 TD, 0 INT
306	Kirk Cousins	ATL at NO, Nov. 10	23-38, 0 TD, 1 INT
304	Caleb Williams	CHI vs. CAR, Oct. 6	20-29, 2 TD, 0 INT

2024 NATIONAL FOOTBALL LEAGUE

2024 NATIONAL FOOTBALL LEAGUE

100-YARD RECEIVING GAMES

YARDS	PLAYER	GAME	DETAILS
264	Ja'Marr Chase	CIN at BAL, Nov. 7	11 REC, 3 TD
193	Ja'Marr Chase	CIN vs. BAL, Oct. 6 (OT)	10 REC, 2 TD
180	Jaxon Smith-Njigba	SEA vs. LAR, Nov. 3 (OT)	7 REC, 2 TD
175	Jauan Jennings	SF at LAR, Sep. 22	11 REC, 3 TD
170	Dallas Goedert	PHI at NO, Sep. 22	10 REC, 0 TD
161	Amon-Ra St. Brown	DET vs. JAX, Nov. 17	11 REC, 2 TD
154	Drake London	ATL vs. TB, Oct. 3 (OT)	12 REC, 1 TD
151	Nico Collins	HOU vs. JAX, Sep. 29	12 REC, 1 TD
150	Christian Watson	GB at CHI, Nov. 17	4 REC, 0 TD
148	Tee Higgins	CIN at LAC, Nov. 17	9 REC, 1 TD
147	Brandon Aiyuk	SF vs. ARI, Oct. 6	8 REC, 0 TD
146	CeeDee Lamb	DAL at SF, Oct. 27	13 REC, 2 TD
143	Calvin Ridley	TEN at DET, Oct. 27	10 REC, 0 TD
142	Jerry Jeudy	CLE at NO, Nov. 17	6 REC, 1 TD
139	Jayden Reed	GB vs. MIN, Sep. 29	7 REC, 1 TD
138	Jayden Reed	GB at PHI, Sep. 6	4 REC, 1 TD
137	Justin Jefferson	MIN vs. IND, Nov. 3	7 REC, 0 TD
135	Nico Collins	HOU vs. CHI, Sep. 15	8 REC, 1 TD
134	Alec Pierce	IND at JAX, Oct. 6	3 REC, 1 TD
133	Justin Jefferson	MIN vs. SF, Sep. 15	4 REC, 1 TD
132	Zay Flowers	BAL vs. WAS, Oct. 13	9 REC, 0 TD
130	Tyreek Hill	MIA vs. JAX, Sep. 8	7 REC, 1 TD
130	Marvin Harrison Jr.	ARI vs. LAR, Sep. 15	4 REC, 2 TD
130	JuJu Smith-Schuster	KC vs. NO, Oct. 7	7 REC, 0 TD
129	DK Metcalf	SEA at NE, Sep. 15 (OT)	10 REC, 1 TD
128	George Kittle	SF vs. DAL, Oct. 27	6 REC, 1 TD
127	Malik Nabers	NYG at WAS, Sep. 15	10 REC, 1 TD
127	Zay Flowers	BAL vs. DEN, Nov. 3	5 REC, 2 TD
126	Tank Dell	HOU at NYJ, Oct. 31	6 REC, 0 TD
126	Brock Bowers	LV at MIA, Nov. 17	13 REC, 1 TD
125	Alec Pierce	IND vs. HOU, Sep. 8	3 REC, 1 TD
125	Chris Godwin	TB at NO, Oct. 13	11 REC, 2 TD
125	Keon Coleman	BUF vs. TEN, Oct. 20	4 REC, 0 TD
125	Terry McLaurin	WAS vs. CHI, Oct. 27	5 REC, 0 TD
124	Trey McBride	ARI at MIA, Oct. 27	9 REC, 0 TD
124	Jameson Williams	DET vs. JAX, Nov. 17	4 REC, 1 TD
123	Ladd McConkey	LAC vs. CIN, Nov. 17	6 REC, 0 TD
123	Puka Nacua	LAR at NE, Nov. 17	7 REC, 1 TD
122	Diontae Johnson	CAR at LV, Sep. 22	8 REC, 1 TD
122	Darius Slayton	NYG at SEA, Oct. 6	8 REC, 1 TD
122	Brian Thomas Jr.	JAX vs. IND, Oct. 6	5 REC, 1 TD

2024 NATIONAL FOOTBALL LEAGUE

100-YARD RECEIVING GAMES

YARDS	PLAYER	GAME	DETAILS
122	Courtland Sutton	DEN at BAL, Nov. 3	7 REC, 0 TD
121	Jameson Williams	DET vs. LAR, Sep. 8 (OT)	5 REC, 1 TD
121	Rashod Bateman	BAL at TB, Oct. 21	4 REC, 1 TD
119	A.J. Brown	PHI vs. GB, Sep. 6	5 REC, 1 TD
119	Amon-Ra St. Brown	DET vs. TB, Sep. 15	11 REC, 0 TD
118	Ja'Marr Chase	CIN vs. WAS, Sep. 23	6 REC, 2 TD
118	Quentin Johnston	LAC at CLE, Nov. 3	4 REC, 1 TD
117	Nico Collins	HOU at IND, Sep. 8	6 REC, 0 TD
117	Chris Godwin	TB at DET, Sep. 15	7 REC, 1 TD
117	Jaxon Smith-Njigba	SEA at NE, Sep. 15 (OT)	12 REC, 0 TD
117	Nick Westbrook-Ikhine	TEN vs. MIN, Nov. 17	2 REC, 1 TD
116	A.J. Brown	PHI vs. CLE, Oct. 13	6 REC, 1 TD
115	Malik Nabers	NYG vs. DAL, Sep. 26	12 REC, 0 TD
115	Justin Jefferson	MIN at LAR, Oct. 24	8 REC, 0 TD
115	Zay Flowers	BAL at CLE, Oct. 27	7 REC, 0 TD
115	Tylan Wallace	BAL vs. CIN, Nov. 7	3 REC, 1 TD
114	Allen Lazard	NYJ vs. BUF, Oct. 14	6 REC, 1 TD
113	George Pickens	PIT at IND, Sep. 29	7 REC, 0 TD
113	Michael Pittman	IND vs. PIT, Sep. 29	6 REC, 0 TD
113	Garrett Wilson	NYJ at NE, Oct. 27	5 REC, 0 TD
113	Jayden Reed	GB vs. DET, Nov. 3	5 REC, 0 TD
113	Terry McLaurin	WAS vs. PIT, Nov. 10	5 REC, 0 TD
112	Rome Odunze	CHI at IND, Sep. 22	6 REC, 1 TD
112	Terry McLaurin	WAS vs. CLE, Oct. 6	4 REC, 0 TD
112	Amon-Ra St. Brown	DET at MIN, Oct. 20	8 REC, 1 TD
111	Isaiah Likely	BAL at KC, Sep. 5	9 REC, 1 TD
111	Zay Flowers	BAL at CIN, Oct. 6 (OT)	7 REC, 0 TD
111	George Pickens	PIT vs. NYJ, Oct. 20	5 REC, 1 TD
111	Marvin Harrison Jr.	ARI at MIA, Oct. 27	6 REC, 1 TD
111	Ladd McConkey	LAC vs. NO, Oct. 27	6 REC, 2 TD
110	Cooper Kupp	LAR at DET, Sep. 8 (OT)	14 REC, 1 TD
110	Davante Adams	LV at BAL, Sep. 15	9 REC, 1 TD
110	Deebo Samuel Sr.	SF at MIN, Sep. 15	8 REC, 0 TD
110	Rashee Rice	KC at ATL, Sep. 22	12 REC, 1 TD
110	Jaxon Smith-Njigba	SEA at SF, Nov. 17	10 REC, 0 TD
109	Jaylen Waddle	MIA vs. JAX, Sep. 8	5 REC, 0 TD
109	Hunter Henry	NE vs. SEA, Sep. 15 (OT)	8 REC, 0 TD
109	Josh Downs	IND at HOU, Oct. 27	4 REC, 1 TD
109	A.J. Brown	PHI at DAL, Nov. 10	5 REC, 0 TD
109	Marquez Valdes-Scantling	NO vs. ATL, Nov. 10	3 REC, 2 TD
108	Darius Slayton	NYG at PIT, Oct. 28	4 REC, 0 TD

2024 NATIONAL FOOTBALL LEAGUE

100-YARD RECEIVING GAMES

YARDS	PLAYER	GAME	DETAILS
107	Garrett Wilson	NYJ vs. BUF, Oct. 14	8 REC, 1 TD
107	Chris Olave	NO at LAC, Oct. 27	8 REC, 0 TD
107	Khalil Shakir	BUF at SEA, Oct. 27	9 REC, 0 TD
106	Puka Nacua	LAR vs. MIN, Oct. 24	7 REC, 0 TD
106	Cooper Kupp	LAR at NE, Nov. 17	6 REC, 2 TD
105	Darnell Mooney	ATL vs. TB, Oct. 3 (OT)	9 REC, 2 TD
105	DJ Moore	CHI vs. CAR, Oct. 6	5 REC, 2 TD
105	Jakobi Meyers	LV at CIN, Nov. 3	8 REC, 0 TD
104	DK Metcalf	SEA vs. MIA, Sep. 22	4 REC, 1 TD
104	DK Metcalf	SEA at DET, Sep. 30	7 REC, 0 TD
104	Cooper Kupp	LAR at SEA, Nov. 3 (OT)	11 REC, 0 TD
104	Rome Odunze	CHI at ARI, Nov. 3	5 REC, 0 TD
103	Rashee Rice	KC vs. BAL, Sep. 5	7 REC, 0 TD
103	Breece Hall	NYJ at PIT, Oct. 20	6 REC, 0 TD
102	Deebo Samuel Sr.	SF at SEA, Oct. 10	3 REC, 1 TD
102	Evan Engram	JAX at CHI, Oct. 13	10 REC, 0 TD
101	Garrett Wilson	NYJ at MIN, Oct. 6	13 REC, 1 TD
101	Jonnu Smith	MIA vs. LV, Nov. 17	6 REC, 2 TD
100	Terry McLaurin	WAS at CIN, Sep. 23	4 REC, 1 TD
100	Cade Otton	TB vs. BAL, Oct. 21	8 REC, 0 TD
100	Courtland Sutton	DEN vs. CAR, Oct. 27	8 REC, 0 TD
100	Mike Gesicki	CIN vs. LV, Nov. 3	5 REC, 2 TD
100	Travis Kelce	KC vs. TB, Nov. 4 (OT)	14 REC, 0 TD

2024 NATIONAL FOOTBALL LEAGUE

2024 NATIONAL FOOTBALL LEAGUE

100-YARD RUSHING GAMES

YARDS	PLAYER	GAME	DETAILS
199	Derrick Henry	BAL vs. BUF, Sep. 29	24 ATT, 1 TD
176	Saquon Barkley	PHI at NYG, Oct. 20	17 ATT, 1 TD
169	Derrick Henry	BAL at TB, Oct. 21	15 ATT, 0 TD
159	Joe Mixon	HOU at IND, Sep. 8	30 ATT, 1 TD
159	Saquon Barkley	PHI vs. JAX, Nov. 3	27 ATT, 1 TD
155	Alvin Kamara	NO at CAR, Nov. 3	29 ATT, 0 TD
153	Chuba Hubbard	CAR vs. NYG, Nov. 10 (OT)	28 ATT, 1 TD
151	Josh Jacobs	GB vs. IND, Sep. 15	32 ATT, 0 TD
151	Derrick Henry	BAL at DAL, Sep. 22	25 ATT, 2 TD
147	Jordan Mason	SF vs. NYJ, Sep. 9	28 ATT, 1 TD
147	Saquon Barkley	PHI at NO, Sep. 22	17 ATT, 2 TD
146	Saquon Barkley	PHI vs. WAS, Nov. 14	26 ATT, 2 TD
145	Tyrone Tracy Jr.	NYG at PIT, Oct. 28	20 ATT, 1 TD
138	Taysom Hill	NO vs. CLE, Nov. 17	7 ATT, 3 TD
136	Sean Tucker	TB at NO, Oct. 13	14 ATT, 1 TD
135	J.K. Dobbins	LAC vs. LV, Sep. 8	10 ATT, 1 TD
133	Brian Robinson	WAS vs. NYG, Sep. 15	17 ATT, 0 TD
132	Derrick Henry	BAL vs. WAS, Oct. 13	24 ATT, 2 TD
131	J.K. Dobbins	LAC at CAR, Sep. 15	17 ATT, 1 TD
129	Tyrone Tracy Jr.	NYG at SEA, Oct. 6	18 ATT, 0 TD
129	D'Andre Swift	CHI at WAS, Oct. 27	18 ATT, 1 TD
128	Tony Pollard	TEN vs. NE, Nov. 3 (OT)	28 ATT, 0 TD
127	Jahmyr Gibbs	DET vs. TEN, Oct. 27	11 ATT, 1 TD
127	Josh Jacobs	GB at JAX, Oct. 27	25 ATT, 2 TD
123	Jordan Mason	SF vs. NE, Sep. 29	24 ATT, 1 TD
122	Lamar Jackson	BAL at KC, Sep. 5	16 ATT, 0 TD
122	James Conner	ARI vs. LAR, Sep. 15	21 ATT, 1 TD
120	Rhamondre Stevenson	NE at CIN, Sep. 8	25 ATT, 1 TD
120	Chase Brown	CIN vs. LV, Nov. 3	27 ATT, 0 TD
118	Tank Bigsby	JAX vs. NE, Oct. 20	26 ATT, 2 TD
116	Jahmyr Gibbs	DET at MIN, Oct. 20	15 ATT, 2 TD
116	Bijan Robinson	ATL at NO, Nov. 10	20 ATT, 2 TD
115	Alvin Kamara	NO at DAL, Sep. 15	20 ATT, 3 TD
115	Joe Mixon	HOU at GB, Oct. 20	25 ATT, 2 TD
114	Chuba Hubbard	CAR at LV, Sep. 22	21 ATT, 0 TD
114	Najee Harris	PIT vs. NYG, Oct. 28	19 ATT, 0 TD
114	Jonathan Taylor	IND vs. BUF, Nov. 10	21 ATT, 0 TD
113	Breece Hall	NYJ vs. BUF, Oct. 14	18 ATT, 0 TD
111	James Cook	BUF at SEA, Oct. 27	17 ATT, 2 TD
110	Jonathan Taylor	IND vs. CHI, Sep. 22	23 ATT, 2 TD
109	Saquon Barkley	PHI vs. GB, Sep. 6	24 ATT, 2 TD

2024 NATIONAL FOOTBALL LEAGUE

100-YARD RUSHING GAMES

YARDS	PLAYER	GAME	DETAILS
109	Joe Mixon	HOU at DAL, Nov. 18	20 ATT, 3 TD
108	Saquon Barkley	PHI at CIN, Oct. 27	22 ATT, 0 TD
107	James Conner	ARI vs. CHI, Nov. 3	18 ATT, 0 TD
106	Najee Harris	PIT at LV, Oct. 13	14 ATT, 1 TD
106	Joe Mixon	HOU at NYJ, Oct. 31	24 ATT, 1 TD
106	Derrick Henry	BAL vs. DEN, Nov. 3	23 ATT, 2 TD
106	Kareem Hunt	KC vs. TB, Nov. 4 (OT)	27 ATT, 1 TD
105	David Montgomery	DET at ARI, Sep. 22	23 ATT, 1 TD
105	Tyler Allgeier	ATL at CAR, Oct. 13	18 ATT, 1 TD
105	Jonathan Taylor	IND at HOU, Oct. 27	20 ATT, 1 TD
104	James Conner	ARI vs. WAS, Sep. 29	18 ATT, 1 TD
104	Chuba Hubbard	CAR vs. CIN, Sep. 29	18 ATT, 1 TD
103	Kenneth Walker III	SEA vs. DEN, Sep. 8	20 ATT, 1 TD
103	Jonathan Taylor	IND at GB, Sep. 15	12 ATT, 0 TD
103	Bijan Robinson	ATL vs. SEA, Oct. 20	21 ATT, 1 TD
103	Tyrone Tracy Jr.	NYG at CAR, Nov. 10 (OT)	18 ATT, 1 TD
102	Aaron Jones	MIN vs. HOU, Sep. 22	19 ATT, 0 TD
102	Kyren Williams	LAR vs. GB, Oct. 6	22 ATT, 1 TD
102	Kareem Hunt	KC vs. NO, Oct. 7	27 ATT, 1 TD
102	Joe Mixon	HOU at NE, Oct. 13	13 ATT, 1 TD
102	Najee Harris	PIT vs. NYJ, Oct. 20	21 ATT, 1 TD
102	Joe Mixon	HOU vs. IND, Oct. 27	25 ATT, 1 TD
101	Brian Robinson	WAS at ARI, Sep. 29	21 ATT, 1 TD
101	Tank Bigsby	JAX vs. IND, Oct. 6	13 ATT, 2 TD
101	James Conner	ARI vs. LAC, Oct. 21	19 ATT, 0 TD
100	Jordan Mason	SF at MIN, Sep. 15	20 ATT, 1 TD

2024 NATIONAL FOOTBALL LEAGUE

2024 NATIONAL FOOTBALL LEAGUE

AFC LEADING PASSERS

RANK	PLAYER	TEAM	ATT	COMP	COMP%	YDS	YPA	TD	TD%	LONG	INT	INT%	RATING
1	L. Jackson	BAL	321	215	67.0%	2876	8.96	25	7.8%	84t	3	0.9%	117.3
2	Burrow	CIN	408	274	67.2%	3028	7.42	27	6.6%	70t	4	1.0%	106.9
3	Herbert	LAC	277	176	63.5%	2186	7.89	13	4.7%	66t	1	0.4%	102.1
4	Tagovailoa	MIA	192	141	73.4%	1443	7.52	9	4.7%	80t	4	2.1%	101.5
5	Allen	BUF	339	217	64.0%	2543	7.50	18	5.3%	63t	5	1.5%	98.2
6	Mahomes	KC	344	239	69.5%	2404	6.99	15	4.4%	54t	11	3.2%	90.3
7	*Nix	DEN	357	234	65.5%	2275	6.37	14	3.9%	49	6	1.7%	89.3
8	Rodgers	NYJ	380	241	63.4%	2442	6.43	17	4.5%	57	7	1.8%	88.9
9	Stroud	HOU	363	230	63.4%	2628	7.24	12	3.3%	67t	7	1.9%	88.0
10	Lawrence	JAX	274	168	61.3%	2004	7.31	11	4.0%	85t	6	2.2%	87.9
11	Minshew	LV	264	178	67.4%	1783	6.75	8	3.0%	57t	9	3.4%	82.3
12	D. Watson	CLE	216	137	63.4%	1148	5.31	5	2.3%	35	3	1.4%	79.0

2024 NATIONAL FOOTBALL LEAGUE

AFC LEADING PASSERS, RANKS

PLAYER	TEAM	ATT	COMP	COMP%	YDS	YPA	TD	TD%	INT	INT%	RATING
L. Jackson	BAL	7	7	5	2	1	2	1	2t	2	1
Burrow	CIN	1	1	4	1	5	1	2	4t	3	2
Herbert	LAC	8	9	8	8	2	7	4	1	1	3
Tagovailoa	MIA	12	11	1	11	3	10t	5	4t	9	4
Allen	BUF	6	6	7	4	4	3	3	6	5	5
Mahomes	KC	5	3	2	6	8	5	7	12	11	6
*Nix	DEN	4	4	6	7	11	6	9	7t	6	7
Rodgers	NYJ	2	2	10	5	10	4	6	9t	7	8
Stroud	HOU	3	5	11	3	7	8	10	9t	8	9
Lawrence	JAX	9	10	12	9	6	9	8	7t	10	10
Minshew	LV	10	8	3	10	9	13t	11	11	12	11
D. Watson	CLE	11	12	9	16	12	17t	12	2t	4	12

2024 NATIONAL FOOTBALL LEAGUE

AFC FOURTH-QUARTER PASSING LEADERS

RANK	PLAYER	TEAM	ATT	COMP	COMP%	YDS	YPA	TD	TD%	INT	INT%	RATING
1	L. Jackson	BAL	89	57	64.0%	782	8.79	8	9.0%	1	1.1%	117.3
2	Tagovailoa	MIA	41	33	80.5%	320	7.80	2	4.9%	0	0.0%	115.4
3	Flacco	IND	48	31	64.6%	447	9.31	5	10.4%	2	4.2%	112.1
4	Mahomes	KC	70	49	70.0%	532	7.60	5	7.1%	1	1.4%	109.9
5	Fields	PIT	39	23	59.0%	302	7.74	3	7.7%	0	0.0%	109.1
6	*Nix	DEN	86	61	70.9%	619	7.20	4	4.7%	2	2.3%	97.0
7	Allen	BUF	69	40	58.0%	481	6.97	3	4.3%	0	0.0%	93.9
8	Winston	CLE	59	38	64.4%	379	6.42	3	5.1%	1	1.7%	92.4
9	Burrow	CIN	99	59	59.6%	792	8.00	7	7.1%	4	4.0%	91.8
10	Herbert	LAC	57	32	56.1%	411	7.21	2	3.5%	0	0.0%	90.6
11	*Maye	NE	65	41	63.1%	440	6.77	4	6.2%	2	3.1%	90.5
12	Rodgers	NYJ	109	73	67.0%	687	6.30	4	3.7%	2	1.8%	88.7
13	D. Watson	CLE	58	39	67.2%	335	5.78	2	3.4%	1	1.7%	86.5
14	Minschew	LV	88	61	69.3%	590	6.70	4	4.5%	4	4.5%	84.0
15	Richardson	IND	55	28	50.9%	475	8.64	3	5.5%	2	3.6%	83.5
16	Stroud	HOU	82	51	62.2%	510	6.22	2	2.4%	2	2.4%	77.8
17	Lawrence	JAX	83	46	55.4%	515	6.20	3	3.6%	2	2.4%	76.1
18	Brissett	NE	51	28	54.9%	308	6.04	0	0.0%	0	0.0%	73.0
19	O'Connell	LV	45	27	60.0%	245	5.44	2	4.4%	2	4.4%	71.1
20	Rudolph	TEN	26	16	61.5%	112	4.31	1	3.8%	1	3.8%	68.1
21	Levis	TEN	59	33	55.9%	249	4.22	1	1.7%	5	8.5%	36.6

2024 NATIONAL FOOTBALL LEAGUE

AFC THIRD-DOWN PASSING LEADERS

RANK	PLAYER	TEAM	ATT	COMP	COMP%	YDS	YPA	TD	TD%	INT	INT%	RATING
1	L. Jackson	BAL	79	48	60.8%	644	8.15	7	8.9%	0	0.0%	116.2
2	Mahomes	KC	87	60	69.0%	689	7.92	7	8.0%	1	1.1%	114.6
3	Herbert	LAC	80	48	60.0%	587	7.34	7	8.8%	0	0.0%	111.8
4	Burrow	CIN	103	63	61.2%	749	7.27	10	9.7%	1	1.0%	111.7
5	Allen	BUF	91	48	52.7%	672	7.38	6	6.6%	1	1.1%	94.2
6	Fields	PIT	49	29	59.2%	343	7.00	2	4.1%	0	0.0%	94.2
7	*Nix	DEN	104	65	62.5%	679	6.53	6	5.8%	2	1.9%	92.6
8	Stroud	HOU	108	68	63.0%	830	7.69	3	2.8%	1	0.9%	92.0
9	Tagovailoa	MIA	54	39	72.2%	478	8.85	1	1.9%	2	3.7%	89.9
10	Rodgers	NYJ	100	57	57.0%	707	7.07	7	7.0%	4	4.0%	85.7
11	Lawrence	JAX	68	32	47.1%	338	4.97	4	5.9%	1	1.5%	75.5
12	Brissett	NE	53	29	54.7%	255	4.81	0	0.0%	1	1.9%	59.9
13	Minshev	LV	71	42	59.2%	379	5.34	3	4.2%	5	7.0%	58.4

2024 NATIONAL FOOTBALL LEAGUE

AFC LEADING RUSHERS

RANK	PLAYER	TEAM	ATT	YDS	AVG	LONG	TD
1	Henry	BAL	197	1185	6.0	87t	13
2	Mixon	HOU	171	764	4.5	59	10
3	Dobbins	LAC	152	726	4.8	61	8
4	Harris	PIT	175	708	4.0	36t	3
5	Pollard	TEN	160	681	4.3	41	3
6	Taylor	IND	150	673	4.5	58	5
7	Hall	NYJ	152	632	4.2	42	4
8	C. Brown	CIN	140	607	4.3	30t	5
9	Cook	BUF	137	596	4.4	49t	10
10	Stevenson	NE	154	585	3.8	33t	6
11	L. Jackson (QB)	BAL	95	584	6.1	33	2
12	Achane	MIA	122	530	4.3	47	3
13	Bigsby	JAX	95	519	5.5	65t	4
14	Hunt	KC	139	509	3.7	17	5
15	Williams	DEN	112	447	4.0	20	3
16	Etienne	JAX	82	325	4.0	22	2
17	Mattison	LV	97	320	3.3	24	3
18	Allen (QB)	BUF	67	316	4.7	26t	5
19	*Nix (QB)	DEN	63	295	4.7	32	4
20	Gibson	NE	66	280	4.2	45	0
21t	*Davis	BUF	69	279	4.0	22	2
21t	J. Ford	CLE	57	279	4.9	36	1
23	Richardson (QB)	IND	51	274	5.4	26	3
24	*Maye (QB)	NE	28	260	9.3	26	1
25	Warren	PIT	64	258	4.0	18	0
26	Fields (QB)	PIT	57	248	4.4	18	5
27	Moss	CIN	74	242	3.3	16	2
28	McLaughlin	DEN	59	239	4.1	21	1
29	*Allen	NYJ	62	229	3.7	20t	2
30	*Wright	MIA	52	215	4.1	20	0
31	Mostert	MIA	58	212	3.7	18	2
32	Edwards	LAC	54	195	3.6	11	0
33	White	LV	65	183	2.8	17	1
34	Herbert (QB)	LAC	41	182	4.4	38	1
35	Stroud (QB)	HOU	35	174	5.0	25	0
36	Mahomes (QB)	KC	39	167	4.3	33	1
37	Levis (QB)	TEN	28	165	5.9	21	0
38	*Estime	DEN	35	164	4.7	21	0
39	Chubb	CLE	53	163	3.1	15	1
40	Spears	TEN	43	161	3.7	19	1
41	Foreman	CLE	46	155	3.4	25	0
42	*Steele	KC	47	154	3.3	9	0
43	Burrow (QB)	CIN	31	151	4.9	47t	1
44	D. Watson (QB)	CLE	31	148	4.8	16	1
45	Pacheco	KC	34	135	4.0	11	1
46	Sermon	IND	47	131	2.8	17	2
47	Hill	BAL	36	130	3.6	17	0
48	Goodson	IND	27	128	4.7	33	1
49t	D. Johnson	JAX	30	117	3.9	13	0
49t	Ty Johnson	BUF	22	117	5.3	19	1

2024 NATIONAL FOOTBALL LEAGUE

AFC THIRD-AND-ONE RUSHING LEADERS

RANK	PLAYER	TEAM	ATT	FD	PCT
1t	*Allen	NYJ	8	8	100.0%
1t	Achane	MIA	4	4	100.0%
1t	Burrow (QB)	CIN	4	4	100.0%
1t	C. Brown	CIN	3	3	100.0%
1t	Fields (QB)	PIT	3	3	100.0%
1t	Hill	BAL	3	3	100.0%
1t	L. Jackson (QB)	BAL	3	3	100.0%
1t	Mixon	HOU	3	3	100.0%
9	Dobbins	LAC	7	6	85.7%
10	Henry	BAL	6	5	83.3%
11t	Allen (QB)	BUF	5	4	80.0%
11t	Hunt	KC	5	4	80.0%
11t	Levis (QB)	TEN	5	4	80.0%
14	Harris	PIT	4	3	75.0%
15	*Nix (QB)	DEN	7	5	71.4%
16	*Steele	KC	6	4	66.7%
17t	Haskins	LAC	5	3	60.0%
17t	Moss	CIN	5	3	60.0%
19	Hall	NYJ	7	4	57.1%
20t	Taylor	IND	8	4	50.0%
20t	Ingold	MIA	6	3	50.0%

2024 NATIONAL FOOTBALL LEAGUE

AFC LEADERS IN RECEPTIONS

RANK	PLAYER	TEAM	REC	YDS	AVG	LONG	TD
1	Chase	CIN	73	1056	14.5	70t	12
2	*Bowers (TE)	LV	70	706	10.1	57t	3
3	Wilson	NYJ	69	722	10.5	35	5
4	Kelce (TE)	KC	62	507	8.2	38	2
5	Shakir	BUF	56	599	10.7	52	2
6	Flowers	BAL	52	727	14.0	53t	4
7	Downs	IND	50	567	11.3	69t	4
8	Sutton	DEN	49	647	13.2	37	3
9	Pickens	PIT	48	728	15.2	44	2
10	Diggs	HOU	47	496	10.6	49	3
11t	Henry (TE)	NE	46	491	10.7	35	1
11t	Hall (RB)	NYJ	46	401	8.7	57	2
11t	Achane (RB)	MIA	46	349	7.6	39	3
14t	T. Hill	MIA	44	523	11.9	80t	3
14t	D. Adams	LV-NYJ	44	487	11.1	37t	2
14t	Douglas	NE	44	415	9.4	35t	1
17t	*McConkey	LAC	43	615	14.3	60t	4
17t	Meyers	LV	43	458	10.7	33	2
19	*B. Thomas	JAX	42	689	16.4	85t	5
20t	Jeudy	CLE	39	560	14.4	89t	2
20t	Dell	HOU	39	448	11.5	50	2
20t	J. Smith (TE)	MIA	39	448	11.5	57t	3
20t	Njoku (TE)	CLE	39	336	8.6	29	2
20t	Moore	CLE	39	315	8.1	30t	1
25	Higgins	CIN	38	489	12.9	42t	4
26	Dissly (TE)	LAC	37	352	9.5	29t	1
27t	Collins	HOU	36	621	17.3	67t	3
27t	Ridley	TEN	36	541	15.0	47	3
27t	Engram (TE)	JAX	36	291	8.1	24	1
30t	Pittman	IND	35	412	11.8	33	2
30t	Williams (RB)	DEN	35	250	7.1	34	0
30t	C. Brown (RB)	CIN	35	207	5.9	34	2
33t	Gesicki (TE)	CIN	34	383	11.3	47t	2
33t	Kincaid (TE)	BUF	34	356	10.5	28	2
33t	Schultz (TE)	HOU	34	343	10.1	32	0
36t	Bateman	BAL	33	531	16.1	59	4
36t	Waddle	MIA	33	404	12.2	63	1
38t	Andrews (TE)	BAL	32	379	11.8	38	5
38t	Hopkins	TEN-KC	32	373	11.7	35	3
40t	Cooper	CLE-BUF	31	374	12.1	30	3
40t	D. Johnson	CAR-BAL	31	363	11.7	39	3
40t	Hill (RB)	BAL	31	300	9.7	24	2
40t	Freiermuth (TE)	PIT	31	295	9.5	30	3
44t	Lazard	NYJ	30	412	13.7	52t	5
44t	Pollard (RB)	TEN	30	168	5.6	22	0
46	Conklin (TE)	NYJ	29	252	8.7	27	2
47t	Likely (TE)	BAL	28	346	12.4	49t	3
47t	Tucker	LV	28	285	10.2	54	1
47t	Stevenson (RB)	NE	28	118	4.2	14	1
50t	Kirk	JAX	27	379	14.0	61	1
50t	Tillman	CLE	27	311	11.5	38t	3
50t	Humphrey	DEN	27	263	9.7	41t	1

2024 NATIONAL FOOTBALL LEAGUE

AFC RECEIVING YARDAGE LEADERS

RANK	PLAYER	TEAM	YDS	REC	AVG	LONG	TD
1	Chase	CIN	1056	73	14.5	70t	12
2	Pickens	PIT	728	48	15.2	44	2
3	Flowers	BAL	727	52	14.0	53t	4
4	Wilson	NYJ	722	69	10.5	35	5
5	*Bowers (TE)	LV	706	70	10.1	57t	3
6	*B. Thomas	JAX	689	42	16.4	85t	5
7	Sutton	DEN	647	49	13.2	37	3
8	Collins	HOU	621	36	17.3	67t	3
9	*McConkey	LAC	615	43	14.3	60t	4
10	Shakir	BUF	599	56	10.7	52	2
11	Pierce	IND	590	26	22.7	65t	4
12	Downs	IND	567	50	11.3	69t	4
13	Jeudy	CLE	560	39	14.4	89t	2
14	Ridley	TEN	541	36	15.0	47	3
15	Bateman	BAL	531	33	16.1	59	4
16	T. Hill	MIA	523	44	11.9	80t	3
17	Kelce (TE)	KC	507	62	8.2	38	2
18	Diggs	HOU	496	47	10.6	49	3
19	Henry (TE)	NE	491	46	10.7	35	1
20	Higgins	CIN	489	38	12.9	42t	4
21	D. Adams	LV-NYJ	487	44	11.1	37t	2
22	Meyers	LV	458	43	10.7	33	2
23t	Dell	HOU	448	39	11.5	50	2
23t	J. Smith (TE)	MIA	448	39	11.5	57t	3
25	*Coleman	BUF	417	22	19.0	57	3
26	Douglas	NE	415	44	9.4	35t	1
27t	Lazard	NYJ	412	30	13.7	52t	5
27t	Pittman	IND	412	35	11.8	33	2
29	Waddle	MIA	404	33	12.2	63	1
30	Hall (RB)	NYJ	401	46	8.7	57	2
31	Gesicki (TE)	CIN	383	34	11.3	47t	2
32t	Andrews (TE)	BAL	379	32	11.8	38	5
32t	Kirk	JAX	379	27	14.0	61	1
34	Cooper	CLE-BUF	374	31	12.1	30	3
35	Hopkins	TEN-KC	373	32	11.7	35	3
36	Palmer	LAC	365	20	18.3	45	1
37	D. Johnson	CAR-BAL	363	31	11.7	39	3
38	Kincaid (TE)	BUF	356	34	10.5	28	2
39	Johnston	LAC	354	22	16.1	66t	6
40	Dissly (TE)	LAC	352	37	9.5	29t	1
41	Achane (RB)	MIA	349	46	7.6	39	3
42	Likely (TE)	BAL	346	28	12.4	49t	3
43	Schultz (TE)	HOU	343	34	10.1	32	0
44	Njoku (TE)	CLE	336	39	8.6	29	2
45	Moore	CLE	315	39	8.1	30t	1
46	Tillman	CLE	311	27	11.5	38t	3
47	*Worthy	KC	307	24	12.8	54t	4
48	Hill (RB)	BAL	300	31	9.7	24	2
49	Freiermuth (TE)	PIT	295	31	9.5	30	3
50	Engram (TE)	JAX	291	36	8.1	24	1

2024 NATIONAL FOOTBALL LEAGUE

AFC THIRD-DOWN RECEIVING LEADERS

RANK	PLAYER	TEAM	REC	YDS	AVG	LONG	TD
1	Pickens	PIT	19	237	12.5	37	0
2t	Sutton	DEN	18	304	16.9	33	2
2t	Wilson	NYJ	18	209	11.6	26t	2
2t	Kelce (TE)	KC	18	203	11.3	38	1
5t	Shakir	BUF	16	259	16.2	52	1
5t	Moore	CLE	16	134	8.4	22	0
7t	Chase	CIN	15	206	13.7	63t	2
7t	Downs	IND	15	190	12.7	31	1
7t	Dell	HOU	15	183	12.2	31	0
7t	Henry (TE)	NE	15	176	11.7	32	0
7t	*Bowers (TE)	LV	15	166	11.1	27	1
12t	Collins	HOU	13	188	14.5	34	1
12t	*McConkey	LAC	13	151	11.6	19	2
12t	Diggs	HOU	13	127	9.8	21	1
15t	Gesicki (TE)	CIN	12	150	12.5	47t	1
15t	Douglas	NE	12	144	12.0	35t	1
15t	Hill (RB)	BAL	12	142	11.8	24	0
15t	J. Smith (TE)	MIA	12	130	10.8	33	1
19t	Waddle	MIA	11	153	13.9	36	0
19t	T. Hill	MIA	11	120	10.9	30	1
21t	Johnston	LAC	10	179	17.9	66t	4
21t	Higgins	CIN	10	136	13.6	25t	3
21t	Meyers	LV	10	110	11.0	21	0
21t	Bateman	BAL	10	105	10.5	16t	2
21t	Freiermuth (TE)	PIT	10	99	9.9	21	2
21t	Williams (RB)	DEN	10	89	8.9	34	0
21t	Tucker	LV	10	77	7.7	14	0
28t	Lazard	NYJ	9	150	16.7	36t	2
28t	Perine (RB)	KC	9	127	14.1	35	1
28t	Ogunbowale (RB)	HOU	9	126	14.0	31	0
28t	Ridley	TEN	9	126	14.0	22	0
28t	*Vele	DEN	9	86	9.6	20	1
33t	Palmer	LAC	8	117	14.6	28t	1
33t	Flowers	BAL	8	116	14.5	26	1
33t	Tillman	CLE	8	108	13.5	25	1
33t	Schultz (TE)	HOU	8	107	13.4	32	0
33t	Kirk	JAX	8	106	13.3	30	1
33t	Achane (RB)	MIA	8	99	12.4	39	0
33t	Cooper	CLE-BUF	8	93	11.6	30	0
33t	Andrews (TE)	BAL	8	84	10.5	18t	2
33t	Boyd	TEN	8	76	9.5	20	0
33t	Hall (RB)	NYJ	8	74	9.3	29t	1
33t	Engram (TE)	JAX	8	66	8.3	15	0
33t	Stevenson (RB)	NE	8	33	4.1	12	1
45t	Westbrook-Ikhine	TEN	7	141	20.1	98t	3
45t	Hollins	BUF	7	99	14.1	44	2
45t	Hopkins	TEN-KC	7	98	14.0	35	2
45t	Conklin (TE)	NYJ	7	95	13.6	25	1
45t	Kincaid (TE)	BUF	7	94	13.4	28	1
45t	D. Adams	LV-NYJ	7	91	13.0	37t	1
45t	Warren (RB)	PIT	7	71	10.1	26	0
45t	Mattison (RB)	LV	7	35	5.0	11	0

2024 NATIONAL FOOTBALL LEAGUE

AFC LEADING SCORERS (NON-KICKING)

RANK	PLAYER	TEAM	POS	TOUCHDOWNS				X2	PTS
				TOTAL	RUSH	REC	RET		
1	Henry	BAL	RB	15	13	2	0	0	90
2	Chase	CIN	WR	12	0	12	0	0	72
3t	Cook	BUF	RB	11	10	1	0	0	66
3t	Mixon	HOU	RB	11	10	1	0	0	66
5	Dobbins	LAC	RB	8	8	0	0	0	48
6t	C. Brown	CIN	RB	7	5	2	0	1	44
6t	Stevenson	NE	RB	7	6	1	0	1	44
8t	Achane	MIA	RB	6	3	3	0	0	36
8t	Hall	NYJ	RB	6	4	2	0	0	36
8t	Johnston	LAC	WR	6	0	6	0	0	36
8t	*Worthy	KC	WR	6	2	4	0	0	36
12	*B. Thomas	JAX	WR	5	0	5	0	2	34
13	Wilson	NYJ	WR	5	0	5	0	1	32
14t	Allen	BUF	QB	5	5	0	0	0	30
14t	Andrews	BAL	TE	5	0	5	0	0	30
14t	Fields	PIT	QB	5	5	0	0	0	30
14t	Hunt	KC	RB	5	5	0	0	0	30
14t	Lazard	NYJ	WR	5	0	5	0	0	30
14t	*Nix	DEN	QB	5	4	1	0	0	30
14t	Taylor	IND	RB	5	5	0	0	0	30
14t	Westbrook-Ikhine	TEN	WR	5	0	5	0	0	30
22t	Mattison	LV	RB	4	3	1	0	1	26
22t	Ridley	TEN	WR	4	1	3	0	0	26
24t	Bateman	BAL	WR	4	0	4	0	0	24
24t	Bigsby	JAX	RB	4	4	0	0	0	24
24t	Diggs	HOU	WR	4	1	3	0	0	24
24t	Downs	IND	WR	4	0	4	0	0	24
24t	Flowers	BAL	WR	4	0	4	0	0	24
24t	Higgins	CIN	WR	4	0	4	0	0	24
24t	Iosivas	CIN	WR	4	0	4	0	0	24
24t	*McConkey	LAC	WR	4	0	4	0	0	24
24t	Pierce	IND	WR	4	0	4	0	0	24
33t	*Coleman	BUF	WR	3	0	3	0	1	20
33t	Tillman	CLE	WR	3	0	3	0	1	20
35t	*Allen	NYJ	RB	3	2	1	0	0	18
35t	Austin	PIT	WR	3	0	2	1	0	18
35t	*Bowers	LV	TE	3	0	3	0	0	18
35t	Collins	HOU	WR	3	0	3	0	0	18
35t	Cooper	CLE-BUF	WR	3	0	3	0	0	18
35t	*Davis	BUF	RB	3	2	1	0	0	18
35t	Freiermuth	PIT	TE	3	0	3	0	0	18
35t	Harris	PIT	RB	3	3	0	0	0	18
35t	T. Hill	MIA	WR	3	0	3	0	0	18
35t	Hollins	BUF	WR	3	0	3	0	0	18
35t	Hopkins	TEN-KC	WR	3	0	3	0	0	18
35t	D. Johnson	CAR-BAL	WR	3	0	3	0	0	18

2024 NATIONAL FOOTBALL LEAGUE

AFC LEADING SCORERS (NON-KICKING)

RANK	PLAYER	TEAM	POS	TOUCHDOWNS				X2	PTS
				TOTAL	RUSH	REC	RET		
35t	Ty Johnson	BUF	RB	3	1	2	0	0	18
35t	Lawrence	JAX	QB	3	3	0	0	0	18
35t	Likely	BAL	TE	3	0	3	0	0	18
35t	McLaughlin	DEN	RB	3	1	2	0	0	18
35t	Moss	CIN	RB	3	2	1	0	0	18
35t	Pollard	TEN	RB	3	3	0	0	0	18
35t	Richardson	IND	QB	3	3	0	0	0	18
35t	J. Smith	MIA	TE	3	0	3	0	0	18
35t	Sutton	DEN	WR	3	0	3	0	0	18
35t	Williams	DEN	RB	3	3	0	0	0	18

2024 NATIONAL FOOTBALL LEAGUE

AFC LEADING SCORERS (KICKING)

RANK	PLAYER	TEAM	PAT	FG	FG%	LONG	PTS
1	Boswell	PIT	20/20	29/30	96.7%	57	107
2	Fairbairn	HOU	24/24	26/31	83.9%	59	102
3	Bass	BUF	33/37	19/22	86.4%	61	90
4	Tucker	BAL	38/39	16/22	72.7%	56	86
5	Dicker	LAC	19/22	21/23	91.3%	59	82
6	Lutz	DEN	24/24	19/22	86.4%	52	81
7t	Gay	IND	20/20	19/22	86.4%	56	77
7t	McPherson	CIN	32/33	15/21	71.4%	56	77
9	Butker	KC	21/22	18/20	90.0%	53	75
10	Sanders	MIA	16/16	19/23	82.6%	56	73
11	Slye	NE	15/16	19/22	86.4%	63	72
12	Carlson	LV	15/15	18/20	90.0%	54	69
13	*C. Little	JAX	19/19	15/16	93.8%	59	64
14	Folk	TEN	18/18	14/15	93.3%	53	60
15	Hopkins	CLE	10/12	14/20	70.0%	56	52
16	Zuerlein	NYJ	13/14	9/15	60.0%	40	40
17	Carlson	SF-NYJ	6/7	7/7	100.0%	58	27
18	*Shrader	IND-NYJ-KC	6/6	2/2	100.0%	45	12
19	Patterson	NYJ	3/3	0/0	---	---	3

2024 NATIONAL FOOTBALL LEAGUE

2024 NATIONAL FOOTBALL LEAGUE

AFC TOUCHBACKS ON KICKOFFS

RANK	PLAYER	TEAM	TB
1	Bass	BUF	54
2	Tucker	BAL	52
3	McPherson	CIN	50
4t	Gay	IND	41
4t	C. Little	JAX	41
6	Butker	KC	39
7t	Dicker	LAC	36
7t	Lutz	DEN	36
9t	Boswell	PIT	35
9t	Fairbairn	HOU	35
11	Sanders	MIA	34
12	Slye	NE	32
13	Folk	TEN	30
14	Zuerlein	NYJ	28
15	Carlson	LV	24
16	Hopkins	CLE	21
17	Shrader	IND-NYJ-KC	11
18	Carlson	SF-NYJ	4

2024 NATIONAL FOOTBALL LEAGUE

AFC MOST YARDS FROM SCRIMMAGE

RANK	PLAYER	TEAM	POS	TOTAL			RUSHING			RECEIVING		
				YDS	PLAYS	AVG	YDS	ATT	AVG	YDS	ATT	AVG
1	Henry	BAL	RB	1281	207	6.2	1185	197	6.0	96	10	9.6
2	Chase	CIN	WR	1067	74	14.4	11	1	11.0	1056	73	14.5
3	Hall	NYJ	RB	1033	198	5.2	632	152	4.2	401	46	8.7
4	Mixon	HOU	RB	967	189	5.1	764	171	4.5	203	18	11.3
5	Harris	PIT	RB	890	196	4.5	708	175	4.0	182	21	8.7
6	Achane	MIA	RB	879	168	5.2	530	122	4.3	349	46	7.6
7	Pollard	TEN	RB	849	190	4.5	681	160	4.3	168	30	5.6
8	Dobbins	LAC	RB	841	177	4.8	726	152	4.8	115	25	4.6
9	C. Brown	CIN	RB	814	175	4.7	607	140	4.3	207	35	5.9
10	Taylor	IND	RB	784	163	4.8	673	150	4.5	111	13	8.5
11	Cook	BUF	RB	778	162	4.8	596	137	4.4	182	25	7.3
12	Flowers	BAL	WR	774	58	13.3	47	6	7.8	727	52	14.0
13	Wilson	NYJ	WR	727	70	10.4	5	1	5.0	722	69	10.5
14	Pickens	PIT	WR	722	50	14.4	-6	2	-3.0	728	48	15.2
15	*Bowers	LV	TE	715	72	9.9	9	2	4.5	706	70	10.1
16	*B. Thomas	JAX	WR	708	46	15.4	19	4	4.8	689	42	16.4
17	Stevenson	NE	RB	703	182	3.9	585	154	3.8	118	28	4.2
18	Williams	DEN	RB	697	147	4.7	447	112	4.0	250	35	7.1
19	Sutton	DEN	WR	647	49	13.2	0	0	---	647	49	13.2
20	Hunt	KC	RB	625	153	4.1	509	139	3.7	116	14	8.3
21	Collins	HOU	WR	621	36	17.3	0	0	---	621	36	17.3
22	*McConkey	LAC	WR	615	43	14.3	0	0	---	615	43	14.3
23	Shakir	BUF	WR	603	58	10.4	4	2	2.0	599	56	10.7
24	Pierce	IND	WR	590	26	22.7	0	0	---	590	26	22.7
25	L. Jackson	BAL	QB	584	95	6.1	584	95	6.1	0	0	---
26	Downs	IND	WR	579	51	11.4	12	1	12.0	567	50	11.3
27	Ridley	TEN	WR	573	40	14.3	32	4	8.0	541	36	15.0
28	T. Hill	MIA	WR	570	51	11.2	47	7	6.7	523	44	11.9
29	Mattison	LV	RB	565	122	4.6	320	97	3.3	245	25	9.8
30	Jeudy	CLE	WR	560	39	14.4	0	0	---	560	39	14.4
31	Bigsby	JAX	RB	555	98	5.7	519	95	5.5	36	3	12.0
32	Bateman	BAL	WR	531	33	16.1	0	0	---	531	33	16.1
33	Kelce	KC	TE	508	63	8.1	1	1	1.0	507	62	8.2
34	Diggs	HOU	WR	504	50	10.1	8	3	2.7	496	47	10.6
35	Henry	NE	TE	491	46	10.7	0	0	---	491	46	10.7
36	Higgins	CIN	WR	489	38	12.9	0	0	---	489	38	12.9
37	D. Adams	LV-NYJ	WR	487	44	11.1	0	0	---	487	44	11.1
38	Meyers	LV	WR	481	45	10.7	23	2	11.5	458	43	10.7
39	Dell	HOU	WR	476	47	10.1	28	8	3.5	448	39	11.5
40	J. Smith	MIA	TE	447	40	11.2	-1	1	-1.0	448	39	11.5
41	Hill	BAL	RB	430	67	6.4	130	36	3.6	300	31	9.7
42	Moss	CIN	RB	429	97	4.4	242	74	3.3	187	23	8.1
43	*Davis	BUF	RB	428	79	5.4	279	69	4.0	149	10	14.9
44	Etienne	JAX	RB	427	104	4.1	325	82	4.0	102	22	4.6
45	Douglas	NE	WR	424	45	9.4	9	1	9.0	415	44	9.4
46	*Coleman	BUF	WR	417	22	19.0	0	0	---	417	22	19.0
47	Gibson	NE	RB	413	80	5.2	280	66	4.2	133	14	9.5
48t	Lazard	NYJ	WR	412	30	13.7	0	0	---	412	30	13.7
48t	Pittman	IND	WR	412	35	11.8	0	0	---	412	35	11.8
50	Waddle	MIA	WR	410	36	11.4	6	3	2.0	404	33	12.2

2024 NATIONAL FOOTBALL LEAGUE

AFC LEADERS IN FIRST DOWNS

RANK	PLAYER	TEAM	POS	TOTAL	RUSH	REC
1	Henry	BAL	RB	56	51	5
2	Chase	CIN	WR	48	1	47
3	Mixon	HOU	RB	46	37	9
4	Dobbins	LAC	RB	43	37	6
5t	Cook	BUF	RB	42	33	9
5t	Harris	PIT	RB	42	35	7
7t	Achane	MIA	RB	41	24	17
7t	Wilson	NYJ	WR	41	1	40
9	Taylor	IND	RB	40	34	6
10t	*Bowers	LV	TE	39	1	38
10t	Hall	NYJ	RB	39	27	12
10t	Pollard	TEN	RB	39	32	7
13	C. Brown	CIN	RB	37	25	12
14t	Flowers	BAL	WR	35	1	34
14t	Williams	DEN	RB	35	25	10
16	Hunt	KC	RB	34	27	7
17	Stevenson	NE	RB	33	29	4
18t	Diggs	HOU	WR	32	1	31
18t	Sutton	DEN	WR	32	0	32
20t	Downs	IND	WR	31	1	30
20t	*McConkey	LAC	WR	31	0	31
20t	*B. Thomas	JAX	WR	31	1	30
23t	Allen	BUF	QB	30	30	0
23t	L. Jackson	BAL	QB	30	30	0
23t	Mattison	LV	RB	30	20	10
23t	Pickens	PIT	WR	30	0	30
27t	Collins	HOU	WR	29	0	29
27t	Henry	NE	TE	29	0	29
27t	T. Hill	MIA	WR	29	2	27
30t	Kelce	KC	TE	28	0	28
30t	*Nix	DEN	QB	28	27	1
32t	Higgins	CIN	WR	27	0	27
32t	Meyers	LV	WR	27	1	26
32t	J. Smith	MIA	TE	27	0	27
35t	Jeudy	CLE	WR	26	0	26
35t	Shakir	BUF	WR	26	0	26
37t	Bateman	BAL	WR	25	0	25
37t	Dell	HOU	WR	25	2	23
37t	Hill	BAL	RB	25	11	14
37t	Ridley	TEN	WR	25	2	23
41t	Etienne	JAX	RB	24	18	6
41t	Moss	CIN	RB	24	13	11
43t	Andrews	BAL	TE	23	0	23
43t	Lazard	NYJ	WR	23	0	23
45t	D. Adams	LV-NYJ	WR	22	0	22
45t	Bigsby	JAX	RB	22	21	1
45t	Hopkins	TEN-KC	WR	22	0	22
45t	Pierce	IND	WR	22	0	22
49t	*Allen	NYJ	RB	21	17	4
49t	Douglas	NE	WR	21	0	21
49t	J. Ford	CLE	RB	21	17	4
49t	Gesicki	CIN	TE	21	0	21
49t	D. Johnson	CAR-BAL	WR	21	1	20

2024 NATIONAL FOOTBALL LEAGUE

AFC PUNTING YARDS LEADERS

RANK	PLAYER	TEAM	POS	PUNTS	YARDS	LONG	AVG	TB	BLK	DWN	OB	RETURNS		IN20	NET AVG
												TOT	YDS		
1	Cole	LV	P	37	1975	70	53.4	5	1	3	6	15	181	16	44.6
2	Cooke	JAX	P	44	2271	73	51.6	3	0	0	9	18	169	24	46.4
3	Bojorquez	CLE	P	55	2828	84	51.4	3	0	7	6	25	398	24	43.1
4	Stonehouse	TEN	P	48	2429	75	50.6	4	2	2	3	31	554	13	35.9
5	Baringer	NE	P	52	2615	75	50.3	7	0	5	2	25	357	23	40.7
6	*Rehkov	CIN	P	39	1960	80	50.3	4	0	4	1	19	162	19	44.1
7	Araiza	KC	P	30	1506	67	50.2	5	0	4	0	14	164	12	41.4
8	Sanchez	IND	P	46	2285	65	49.7	4	0	2	3	18	194	20	43.7
9	Morstead	NYJ	P	47	2289	75	48.7	6	0	4	4	22	194	15	42.0
10	Scott	LAC	P	51	2433	67	47.7	3	0	4	7	21	199	18	42.6
11	Martin	BUF	P	37	1760	65	47.6	4	0	3	5	15	129	18	41.9
12	Townsend	HOU	P	50	2372	66	47.4	3	1	10	5	15	74	27	43.9
13	Stout	BAL	P	35	1656	70	47.3	3	0	3	5	16	115	14	42.3
14	Waitman	PIT	P	38	1795	71	47.2	5	0	4	4	14	44	18	43.4
15	Dixon	DEN	P	51	2380	65	46.7	3	0	8	4	20	168	22	42.2
16	Bailey	MIA	P	30	1398	59	46.6	2	1	3	11	10	119	13	40.0

2024 NATIONAL FOOTBALL LEAGUE

AFC NET PUNTING YARDS LEADERS

RANK	PLAYER	TEAM	POS	PUNTS	YARDS	LONG	AVG	TB	BLK	DWN	OB	RETURNS		IN20	NET AVG
												TOT	YDS		
1	Cooke	JAX	P	44	2271	73	51.6	3	0	0	9	18	169	24	46.4
2	Cole	LV	P	37	1975	70	53.4	5	1	3	6	15	181	16	44.6
3	*Rehkov	CIN	P	39	1960	80	50.3	4	0	4	1	19	162	19	44.1
4	Townsend	HOU	P	50	2372	66	47.4	3	1	10	5	15	74	27	43.9
5	Sanchez	IND	P	46	2285	65	49.7	4	0	2	3	18	194	20	43.7
6	Waitman	PIT	P	38	1795	71	47.2	5	0	4	4	14	44	18	43.4
7	Bojorquez	CLE	P	55	2828	84	51.4	3	0	7	6	25	398	24	43.1
8	Scott	LAC	P	51	2433	67	47.7	3	0	4	7	21	199	18	42.6
9	Stout	BAL	P	35	1656	70	47.3	3	0	3	5	16	115	14	42.3
10	Dixon	DEN	P	51	2380	65	46.7	3	0	8	4	20	168	22	42.2
11	Morstead	NYJ	P	47	2289	75	48.7	6	0	4	4	22	194	15	42.0
12	Martin	BUF	P	37	1760	65	47.6	4	0	3	5	15	129	18	41.9
13	Araiza	KC	P	30	1506	67	50.2	5	0	4	0	14	164	12	41.4
14	Baringer	NE	P	52	2615	75	50.3	7	0	5	2	25	357	23	40.7
15	Bailey	MIA	P	30	1398	59	46.6	2	1	3	11	10	119	13	40.0
16	Stonehouse	TEN	P	48	2429	75	50.6	4	2	2	3	31	554	13	35.9

2024 NATIONAL FOOTBALL LEAGUE

2024 NATIONAL FOOTBALL LEAGUE

AFC PUNT RETURN LEADERS

RANK	PLAYER	TEAM	POS	RET	FC	YDS	AVG	LONG	TD
1	M. Jones	NE	CB	20	7	311	15.6	62	0
2	Davis	LAC	WR	12	14	171	14.3	53	0
3	Mims	DEN	WR	21	14	279	13.3	38	0
4	*Codrington	BUF	DB	20	6	243	12.2	29	0
5	Hardman	KC	WR	17	9	199	11.7	55	0
6	Austin	PIT	WR	21	13	239	11.4	73t	1
7	Darden	CLE	WR	20	3	226	11.3	28	0
8	Downs	IND	WR	14	5	157	11.2	23	0
9	Gipson	NYJ	WR	25	13	230	9.2	40	0
10	Proche	CLE	WR	13	1	119	9.2	17	0
11	*Jackson	TEN	WR	24	5	205	8.5	20	0
12	Jones	CIN	WR	14	5	99	7.1	23	0
13	Sims	HOU	WR	16	8	99	6.2	19	0

2024 NATIONAL FOOTBALL LEAGUE

AFC KICKOFF RETURN LEADERS

RANK	PLAYER	TEAM	POS	RET	YDS	AVG	LONG	TD
1	*Jackson	TEN	WR	15	399	26.6	34	0

2024 NATIONAL FOOTBALL LEAGUE

2024 NATIONAL FOOTBALL LEAGUE

AFC INTERCEPTION LEADERS

RANK	PLAYER	TEAM	POS	INT	YARDS	AVG	LONG	TD
1	Humphrey	BAL	CB	5	0	0.0	0	0
2	*Bullock	HOU	SAF	4	28	7.0	28	0
3t	*Bishop	PIT	CB	3	46	15.3	41	0
3t	Hooker	TEN	SAF	3	49	16.3	30	0
3t	Jackson	PIT	CB	3	75	25.0	49	0
3t	*Lassiter	HOU	CB	3	9	3.0	9	0
3t	Molden	LAC	CB	3	28	9.3	25	0
3t	Surtain	DEN	CB	3	128	42.7	100t	1
9t	Bernard	BUF	LB	2	1	0.5	1	0
9t	Conner	KC	DB	2	32	16.0	29	0
9t	Cross	IND	SAF	2	20	10.0	20	0
9t	Echols	NYJ	CB	2	0	0.0	0	0
9t	Hamlin	BUF	SS	2	19	9.5	19	0
9t	Ingram	BUF	DB	2	56	28.0	31t	1
9t	A. Johnson	BUF	NT	2	9	4.5	5	0
9t	Ta. Johnson	BUF	CB	2	23	11.5	23t	1
9t	Jones	IND	DB	2	5	2.5	5	0
9t	Moehrig	LV	SAF	2	28	14.0	16	0
9t	Ramsey	MIA	CB	2	7	3.5	7	0
9t	Rapp	BUF	FS	2	5	2.5	5	0
9t	Stingley	HOU	CB	2	7	3.5	7	0
22t	Barton	DEN	LB	1	15	15.0	15	0
22t	Bell	CIN	SS	1	32	32.0	32	0
22t	Benford	BUF	CB	1	6	6.0	6	0
22t	Blackmon	IND	SAF	1	0	0.0	0	0
22t	Brown	JAX	CB	1	0	0.0	0	0
22t	Cisco	JAX	FS	1	22	22.0	22	0
22t	Cook	KC	FS	1	0	0.0	0	0
22t	Davis-Gaither	CIN	LB	1	12	12.0	12	0
22t	Dupree	LAC	OLB	1	0	0.0	0	0
22t	D. Elliott	PIT	DB	1	0	0.0	0	0
22t	Ford	LAC	DT	1	3	3.0	3	0
22t	Franklin	IND	OLB	1	0	0.0	0	0
22t	Fulton	LAC	CB	1	29	29.0	29	0
22t	Gilman	LAC	SAF	1	18	18.0	18	0
22t	Gonzalez	NE	CB	1	2	2.0	2	0
22t	Hewitt	HOU	LB	1	45	45.0	45	0
22t	*Hicks	KC	SAF	1	0	0.0	0	0
22t	Hobbs	LV	CB	1	35	35.0	35	0
22t	Hubbard	CIN	DE	1	0	0.0	0	0
22t	B. Jones	DEN	SAF	1	37	37.0	37	0
22t	Jones	LV	CB	1	29	29.0	29t	1
22t	*J. Jones	JAX	CB	1	0	0.0	0	0
22t	M. Jones	NE	CB	1	35	35.0	35	0
22t	Kazee	PIT	SS	1	5	5.0	5	0
22t	Kohou	MIA	CB	1	2	2.0	2	0
22t	McMillian	DEN	CB	1	0	0.0	0	0
22t	Moore	IND	CB	1	12	12.0	12	0
22t	Moss	DEN	CB	1	0	0.0	0	0
22t	Murray	HOU	SS	1	0	0.0	0	0
22t	Ogbah	MIA	OLB	1	0	0.0	0	0
22t	Oluokun	JAX	LB	1	0	0.0	0	0
22t	Owusu-Koramoah	CLE	LB	1	0	0.0	0	0
22t	Peppers	NE	FS	1	0	0.0	0	0
22t	Pitre	HOU	SAF	1	10	10.0	10	0

2024 NATIONAL FOOTBALL LEAGUE

AFC INTERCEPTION LEADERS

RANK	PLAYER	TEAM	POS	INT	YARDS	AVG	LONG	TD
22t	Porter	PIT	CB	1	16	16.0	16	0
22t	Pratt	CIN	LB	1	24	24.0	24	0
22t	Reid	KC	SS	1	8	8.0	8	0
22t	*Roland-Wallace	KC	CB	1	0	0.0	0	0
22t	Savage	JAX	DB	1	16	16.0	16	0
22t	Sieler	MIA	DE	1	0	0.0	0	0
22t	Singleton	DEN	LB	1	21	21.0	21	0
22t	Smith	BAL	ILB	1	0	0.0	0	0
22t	E. Speed	IND	LB	1	12	12.0	12	0
22t	Spillane	LV	LB	1	0	0.0	0	0
22t	*Still	LAC	DB	1	1	1.0	1	0
22t	Stone	CIN	SAF	1	49	49.0	49	0
22t	Tart	LAC	DT	1	4	4.0	4	0
22t	Tavai	NE	OLB	1	0	0.0	0	0
22t	Taylor-Britt	CIN	CB	1	0	0.0	0	0
22t	To'oTo'o	HOU	LB	1	0	0.0	0	0
22t	Trice	PIT	CB	1	0	0.0	0	0
22t	Walker	MIA	MLB	1	5	5.0	5	0
22t	Ward	CLE	CB	1	0	0.0	0	0
22t	Ward	HOU	SAF	1	2	2.0	2	0
22t	A. Washington	BAL	SAF	1	1	1.0	1	0
22t	*P. Wilson	PIT	LB	1	0	0.0	0	0

2024 NATIONAL FOOTBALL LEAGUE

AFC SACK LEADERS

RANK	PLAYER	TEAM	POS	SACKS
1	Hendrickson	CIN	DE	11.5
2	Bonitto	DEN	LB	9.0
3	McDonald	NYJ	DE	8.0
4t	Anderson	HOU	DE	7.5
4t	Hunter	HOU	DE	7.5
4t	Walker	JAX	DE	7.5
4t	Watt	PIT	OLB	7.5
8t	Garrett	CLE	DE	7.0
8t	Oweh	BAL	LB	7.0
8t	Tuipulotu	LAC	LB	7.0
8t	Van Noy	BAL	MLB	7.0
12t	Cooper	DEN	LB	6.5
12t	Crosby	LV	DE	6.5
14	Quin. Williams	NYJ	NT	6.0
15t	Paye	IND	DE	5.5
15t	Rousseau	BUF	DE	5.5
17t	Allen	DEN	DE	5.0
17t	Dupree	LAC	OLB	5.0
17t	Epenesa	BUF	DE	5.0
17t	Franklin-Myers	DEN	DE	5.0
17t	Ca. Heyward	PIT	DT	5.0
17t	Hines-Allen	JAX	DE	5.0
17t	Key	TEN	LB	5.0
17t	Landry	TEN	LB	5.0
17t	Madubuike	BAL	DT	5.0
17t	Settle	HOU	DT	5.0
17t	White	NE	DE	5.0
17t	Wise	NE	DE	5.0
29t	Clemons	NYJ	DE	4.5
29t	Mack	LAC	OLB	4.5
31t	C. Campbell	MIA	DE	4.0
31t	Karlaftis	KC	DE	4.0
31t	Miller	BUF	OLB	4.0
34t	Buckner	IND	DT	3.5
34t	Fox	LAC	DE	3.5
34t	Robinson	BAL	LB	3.5
34t	Smith	GB-PIT	DE	3.5
34t	Stewart	IND	DT	3.5
39t	Autry	HOU	DT	3.0
39t	Barnett	HOU	DE	3.0
39t	Bosa	LAC	LB	3.0
39t	*Elliss	DEN	LB	3.0
39t	Ford	LAC	DT	3.0
39t	Highsmith	PIT	LB	3.0
39t	Ch. Jones	KC	DT	3.0
39t	*Latu	IND	DE	3.0
39t	Murray	TEN	LB	3.0
39t	Odeyingbo	IND	DE	3.0
39t	Ogbah	MIA	OLB	3.0
39t	Okoronkwo	CLE	DE	3.0
39t	Owusu-Koramoah	CLE	LB	3.0
39t	Sieler	MIA	DE	3.0
39t	Simmons	TEN	DT	3.0
39t	Strnad	DEN	LB	3.0
39t	Tomlinson	CLE	DE	3.0

2024 NATIONAL FOOTBALL LEAGUE

AFC LEADERS IN FUMBLE RECOVERIES

RANK	PLAYER	TEAM	POS	TOTAL	OWN TEAM	OPP TEAM
1t	L. Jackson	BAL	QB	4	4	0
1t	Richardson	IND	QB	4	4	0
3t	Fields	PIT	QB	3	3	0
3t	Rodgers	NYJ	QB	3	3	0
3t	Stevenson	NE	RB	3	3	0
6t	Bitonio	CLE	OG	2	2	0
6t	Brissett	NE	QB	2	2	0
6t	Burrow	CIN	QB	2	2	0
6t	Conklin	NYJ	TE	2	2	0
6t	D. Elliott	PIT	DB	2	0	2
6t	Herbert	LAC	QB	2	2	0
6t	*Jackson	TEN	WR	2	2	0
6t	M. Jones	NE	CB	2	1	1
6t	Lammons	IND	DB	2	0	2
6t	*Nix	DEN	QB	2	2	0
6t	Pratt	CIN	LB	2	0	2
6t	Rudolph	TEN	QB	2	2	0
6t	Simmons	TEN	DT	2	0	2
6t	Warren	PIT	RB	2	2	0
6t	Watt	PIT	OLB	2	0	2
6t	Williams	BUF	LB	2	0	2
6t	Quin. Williams	NYJ	OLB	2	0	2
6t	Wilson	CIN	LB	2	0	2

2024 NATIONAL FOOTBALL LEAGUE

AFC LEADERS IN RECOVERIES OF FUMBLES BY OWN TEAM

RANK	PLAYER	TEAM	POS	REC	YARDS	AVG	LONG	TD
1t	L. Jackson	BAL	QB	4	-7	-1.8	0t	0
1t	Richardson	IND	QB	4	0	0.0	0t	0
3t	Fields	PIT	QB	3	0	0.0	0t	0
3t	Rodgers	NYJ	QB	3	0	0.0	0t	0
3t	Stevenson	NE	RB	3	0	0.0	0t	0
6t	Bitonio	CLE	OG	2	0	0.0	0t	0
6t	Brissett	NE	QB	2	0	0.0	0t	0
6t	Burrow	CIN	QB	2	0	0.0	0t	0
6t	Conklin	NYJ	TE	2	-3	-1.5	0t	0
6t	Herbert	LAC	QB	2	0	0.0	0t	0
6t	*Jackson	TEN	WR	2	0	0.0	0t	0
6t	*Nix	DEN	QB	2	0	0.0	0t	0
6t	Rudolph	TEN	QB	2	0	0.0	0t	0
6t	Warren	PIT	RB	2	0	0.0	0t	0
15t	Abdullah	LV	RB	1	0	0.0	0t	0
15t	Allen	BUF	QB	1	0	0.0	0t	0
15t	Anderson	BUF	OT	1	0	0.0	0t	0
15t	Armstead	MIA	OT	1	0	0.0	0t	0
15t	Bigsby	JAX	RB	1	0	0.0	0t	0
15t	*Bortolini	IND	C	1	0	0.0	0t	0
15t	*Codrington	BUF	DB	1	0	0.0	0t	0
15t	Cushenberry	TEN	C	1	0	0.0	0t	0
15t	Downs	IND	WR	1	0	0.0	0t	0
15t	Edwards	LAC	RB	1	0	0.0	0t	0
15t	Etienne	JAX	RB	1	0	0.0	0t	0
15t	Foreman	CLE	RB	1	0	0.0	0t	0
15t	Gibson	NE	RB	1	0	0.0	0t	0
15t	Hall	NYJ	RB	1	0	0.0	0t	0
15t	Herbert	CHI-CIN	RB	1	0	0.0	0t	0
15t	Howard	HOU	OT	1	0	0.0	0t	0
15t	Humphrey	DEN	WR	1	0	0.0	0t	0
15t	Ingold	MIA	FB	1	0	0.0	0t	0
15t	A. Jackson	MIA	OT	1	0	0.0	0t	0
15t	D. Johnson	JAX	RB	1	0	0.0	0t	0
15t	Ty Johnson	BUF	RB	1	0	0.0	0t	0
15t	M. Jones	NE	CB	1	0	0.0	0t	0
15t	R. Jones	MIA	G	1	0	0.0	0t	0
15t	Jordan	NE	OG	1	0	0.0	0t	0
15t	Lamm	MIA	OT	1	0	0.0	0t	0
15t	*Latham	TEN	OT	1	4	4.0	4	0
15t	Lawrence	JAX	QB	1	0	0.0	0t	0
15t	Levis	TEN	QB	1	0	0.0	0t	0
15t	*Maye	NE	QB	1	0	0.0	0t	0
15t	Mekari	BAL	OT	1	0	0.0	0t	0
15t	Miller	LV	OT	1	0	0.0	0t	0
15t	Moss	CIN	RB	1	0	0.0	0t	0
15t	Otomewo	JAX	DE	1	0	0.0	0t	0
15t	Perine	KC	RB	1	7	7.0	7	0
15t	Pollard	TEN	RB	1	0	0.0	0t	0
15t	Ricard	BAL	FB-DE	1	0	0.0	0t	1
15t	Sanders	MIA	K	1	-1	-1.0	-1	0
15t	Scott	LAC	P	1	0	0.0	0t	0
15t	Slater	LAC	OT	1	0	0.0	0t	0
15t	Stroud	HOU	QB	1	0	0.0	0t	0
15t	Tagovailoa	MIA	QB	1	0	0.0	0t	0

2024 NATIONAL FOOTBALL LEAGUE

AFC LEADERS IN RECOVERIES OF FUMBLES BY OWN TEAM

RANK	PLAYER	TEAM	POS	REC	YARDS	AVG	LONG	TD
15t	Torrence	BUF	OG	1	0	0.0	0t	0
15t	Trautman	DEN	TE	1	2	2.0	2	0
15t	Washington	JAX	WR	1	0	0.0	0t	0
15t	D. Watson	CLE	QB	1	0	0.0	0t	0
15t	*Williams	TEN	LB	1	0	0.0	0t	0
15t	Wilson	MIA	RB	1	0	0.0	0t	0
15t	Winston	CLE	QB	1	0	0.0	0t	0
15t	*Worthy	KC	WR	1	0	0.0	0t	0

2024 NATIONAL FOOTBALL LEAGUE

AFC LEADERS IN RECOVERIES OF FUMBLES BY OPPOSING TEAM

RANK	PLAYER	TEAM	POS	REC	YARDS	AVG	LONG	TD
1t	D. Elliott	PIT	DB	2	10	5.0	10	0
1t	Lammons	IND	DB	2	3	1.5	3	0
1t	Pratt	CIN	LB	2	9	4.5	9	0
1t	Simmons	TEN	DT	2	0	0.0	0t	0
1t	Watt	PIT	OLB	2	0	0.0	0t	0
1t	Williams	BUF	LB	2	0	0.0	0t	0
1t	Quin. Williams	NYJ	OLB	2	15	7.5	15	0
1t	Wilson	CIN	LB	2	10	5.0	10	0
9t	Alexander	DEN	MLB	1	0	0.0	0t	0
9t	Anderson	HOU	DE	1	0	0.0	0t	0
9t	Anudike-Uzomah	KC	DE	1	0	0.0	0t	0
9t	J. Baker	SEA-TEN	OLB	1	0	0.0	0t	0
9t	Barnett	HOU	DE	1	28	28.0	28t	1
9t	Barton	DEN	LB	1	52	52.0	52t	1
9t	Benton	PIT	DT	1	0	0.0	0t	0
9t	Bernard	BUF	LB	1	0	0.0	0t	0
9t	Blackmon	IND	SAF	1	0	0.0	0t	0
9t	Bolden	NE	CB	1	0	0.0	0t	0
9t	Bryan	IND	DT	1	0	0.0	0t	0
9t	*Bullock	HOU	SAF	1	0	0.0	0t	0
9t	Carter	NYJ	CB	1	7	7.0	7	0
9t	Chestnut	TEN	RB	1	0	0.0	0t	0
9t	Clark	NYJ	FS	1	0	0.0	0t	0
9t	Conner	KC	DB	1	38	38.0	38t	1
9t	Delpit	CLE	SAF	1	0	0.0	0t	0
9t	Edwards	HOU	DE	1	0	0.0	0t	0
9t	Elam	BUF	CB	1	0	0.0	0t	0
9t	Elliss	NE	LB	1	0	0.0	0t	0
9t	Emerson	CLE	CB	1	2	2.0	2	0
9t	Fuller	MIA	CB	1	1	1.0	1	0
9t	Hamilton	BAL	SAF	1	8	8.0	8	0
9t	Hamlin	BUF	SS	1	0	0.0	0t	0
9t	Hawkins	NE	SAF	1	0	0.0	0t	0
9t	Ni. Herbig	PIT	LB	1	0	0.0	0t	0
9t	Hickman	CLE	SAF	1	0	0.0	0t	0
9t	Hines-Allen	JAX	DE	1	13	13.0	13	0
9t	Hollins	BUF	WR	1	0	0.0	0t	0
9t	B. Jones	DEN	SAF	1	34	34.0	34	0
9t	M. Jones	NE	CB	1	17	17.0	17	0
9t	Key	TEN	LB	1	0	0.0	0t	0
9t	Kinlaw	NYJ	DE	1	4	4.0	4	0
9t	Kohou	MIA	CB	1	0	0.0	0t	0
9t	*Latu	IND	DE	1	0	0.0	0t	0
9t	Mack	LAC	OLB	1	22	22.0	22	0
9t	McDonald	NYJ	DE	1	0	0.0	0t	0
9t	McLeod	CLE	FS	1	25	25.0	25t	1
9t	Molden	LAC	CB	1	0	0.0	0t	0
9t	Moore	IND	CB	1	38	38.0	38t	1
9t	Moss	DEN	CB	1	0	0.0	0t	0
9t	Odeyingbo	IND	DE	1	0	0.0	0t	0
9t	Olubi	IND	LB	1	18	18.0	18	0
9t	Queen	PIT	LB	1	0	0.0	0t	0
9t	Sieler	MIA	DE	1	0	0.0	0t	0
9t	Simpson	BAL	LB	1	0	0.0	0t	0
9t	Skinner	DEN	SAF	1	0	0.0	0t	0

2024 NATIONAL FOOTBALL LEAGUE

AFC LEADERS IN RECOVERIES OF FUMBLES BY OPPOSING TEAM

RANK	PLAYER	TEAM	POS	REC	YARDS	AVG	LONG	TD
9t	Skowronek	PIT	WR	1	0	0.0	0t	0
9t	Smith	BAL	ILB	1	0	0.0	0t	0
9t	Spector	BUF	LB	1	0	0.0	0t	0
9t	Stewart	IND	DT	1	0	0.0	0t	0
9t	Stewart	HOU	SAF	1	0	0.0	0t	0
9t	Stone	CIN	SAF	1	6	6.0	6	0
9t	Tart	LAC	DT	1	0	0.0	0t	0
9t	Taylor	LAC	CB	1	0	0.0	0t	0
9t	D. Thomas	JAX	SAF	1	0	0.0	0t	0
9t	Toohill	BUF	DE	1	0	0.0	0t	0
9t	Tranquill	KC	LB	1	3	3.0	3	0
9t	Walker	JAX	DE	1	35	35.0	35t	1
9t	Ward	CLE	CB	1	0	0.0	0t	0
9t	M. Williams	BAL	FS	1	0	0.0	0t	0

2024 NATIONAL FOOTBALL LEAGUE

NFC LEADING PASSERS

RANK	PLAYER	TEAM	ATT	COMP	COMP%	YDS	YPA	TD	TD%	LONG	INT	INT%	RATING
1	Goff	DET	270	197	73.0%	2492	9.23	20	7.4%	70t	9	3.3%	112.1
2	Carr	NO	211	145	68.7%	1742	8.26	13	6.2%	71t	4	1.9%	106.4
3	Mayfield	TB	344	243	70.6%	2505	7.28	24	7.0%	55t	9	2.6%	103.6
4	Hurts	PHI	263	182	69.2%	2197	8.35	12	4.6%	67t	5	1.9%	101.8
5	K. Murray	ARI	276	191	69.2%	2058	7.46	12	4.3%	60t	3	1.1%	100.8
6	Darnold	MIN	293	199	67.9%	2387	8.15	19	6.5%	97t	10	3.4%	100.0
7	*Daniels	WAS	294	202	68.7%	2338	7.95	10	3.4%	66	3	1.0%	99.6
8	Cousins	ATL	360	245	68.1%	2807	7.80	17	4.7%	52	9	2.5%	96.6
9	Purdy	SF	306	202	66.0%	2613	8.54	13	4.2%	76t	8	2.6%	95.9
10	Stafford	LAR	349	232	66.5%	2557	7.33	13	3.7%	69t	7	2.0%	92.1
11	Love	GB	257	160	62.3%	2081	8.10	16	6.2%	70t	11	4.3%	90.6
12	G. Smith	SEA	374	258	69.0%	2781	7.44	11	2.9%	71t	11	2.9%	88.1
13	Prescott	DAL	286	185	64.7%	1978	6.92	11	3.8%	65t	8	2.8%	86.0
14	*Ca. Williams	CHI	325	201	61.8%	2016	6.20	9	2.8%	47	5	1.5%	82.3
15	Jones	NYG	341	216	63.3%	2070	6.07	8	2.3%	43	7	2.1%	79.4

2024 NATIONAL FOOTBALL LEAGUE

NFC LEADING PASSERS, RANKS

PLAYER	TEAM	ATT	COMP	COMP%	YDS	YPA	TD	TD%	INT	INT%	RATING
Goff	DET	12	10	1	6	1	2	1	10t	13	1
Carr	NO	15	15	6	15	4	6t	5	3	4	2
Mayfield	TB	4	3	2	5	12	1	2	10t	10	3
Hurts	PHI	13	13	4	9	3	9t	7	4t	5	4
K. Murray	ARI	11	11	3	12	9	9t	8	1t	2	5
Darnold	MIN	9	9	9	7	5	3	3	13	14	6
*Daniels	WAS	8	6t	7	8	7	13	12	1t	1	7
Cousins	ATL	2	2	8	1	8	4	6	10t	8	8
Purdy	SF	7	6t	11	3	2	6t	9	8t	9	9
Stafford	LAR	3	4	10	4	11	6t	11	6t	6	10
Love	GB	14	14	14	10	6	5	4	14t	15	11
G. Smith	SEA	1	1	5	2	10	11t	13	14t	12	12
Prescott	DAL	10	12	12	14	13	11t	10	8t	11	13
*Ca. Williams	CHI	6	8	15	13	14	14	14	4t	3	14
Jones	NYG	5	5	13	11	15	15	15	6t	7	15

2024 NATIONAL FOOTBALL LEAGUE

NFC FOURTH-QUARTER PASSING LEADERS

RANK	PLAYER	TEAM	ATT	COMP	COMP%	YDS	YPA	TD	TD%	INT	INT%	RATING
1	*Daniels	WAS	83	60	72.3%	681	8.20	5	6.0%	1	1.2%	111.6
2	Mayfield	TB	100	69	69.0%	665	6.65	7	7.0%	1	1.0%	106.5
3	Hurts	PHI	56	42	75.0%	542	9.68	2	3.6%	2	3.6%	101.9
4	Love	GB	60	37	61.7%	544	9.07	3	5.0%	1	1.7%	101.0
5	Purdy	SF	78	58	74.4%	714	9.15	3	3.8%	3	3.8%	99.0
6	Goff	DET	63	42	66.7%	474	7.52	4	6.3%	2	3.2%	96.9
7	Stafford	LAR	91	61	67.0%	692	7.60	3	3.3%	1	1.1%	96.0
8	K. Murray	ARI	72	47	65.3%	504	7.00	1	1.4%	0	0.0%	90.3
9	*Ca. Williams	CHI	93	62	66.7%	579	6.23	3	3.2%	1	1.1%	89.9
10	Prescott	DAL	75	41	54.7%	486	6.48	6	8.0%	3	4.0%	84.6
11	Carr	NO	52	30	57.7%	308	5.92	4	7.7%	2	3.8%	84.5
12	G. Smith	SEA	125	84	67.2%	816	6.53	4	3.2%	4	3.2%	82.6
13	Haener	NO	27	13	48.1%	172	6.37	1	3.7%	0	0.0%	81.1
14	Darnold	MIN	58	30	51.7%	418	7.21	2	3.4%	2	3.4%	72.3
15	Rush	DAL	55	33	60.0%	282	5.13	1	1.8%	1	1.8%	71.9
16	Jones	NYG	119	68	57.1%	606	5.09	2	1.7%	4	3.4%	62.5
17	Cousins	ATL	92	55	59.8%	559	6.08	2	2.2%	5	5.4%	61.8
18	Young	CAR	60	33	55.0%	319	5.32	1	1.7%	2	3.3%	61.7
19	*Rattler	NO	27	17	63.0%	116	4.30	0	0.0%	2	7.4%	41.6
20	Dalton	CAR	32	17	53.1%	135	4.22	0	0.0%	2	6.3%	37.9

2024 NATIONAL FOOTBALL LEAGUE

NFC THIRD-DOWN PASSING LEADERS

RANK	PLAYER	TEAM	ATT	COMP	COMP%	YDS	YPA	TD	TD%	INT	INT%	RATING
1	Goff	DET	66	45	68.2%	599	9.08	6	9.1%	0	0.0%	127.0
2	Carr	NO	60	42	70.0%	529	8.82	5	8.3%	0	0.0%	124.9
3	Cousins	ATL	91	61	67.0%	667	7.33	5	5.5%	0	0.0%	106.8
4	Mayfield	TB	85	56	65.9%	643	7.56	6	7.1%	3	3.5%	97.3
5	Purdy	SF	85	52	61.2%	587	6.91	6	7.1%	2	2.4%	95.6
6	K. Murray	ARI	58	34	58.6%	347	5.98	3	5.2%	0	0.0%	93.1
7	*Daniels	WAS	81	46	56.8%	644	7.95	2	2.5%	1	1.2%	85.6
8	Jones	NYG	92	59	64.1%	586	6.37	3	3.3%	2	2.2%	83.9
9	Darnold	MIN	82	47	57.3%	558	6.80	5	6.1%	3	3.7%	83.3
10	Prescott	DAL	68	41	60.3%	525	7.72	2	2.9%	2	2.9%	82.0
11	Hurts	PHI	68	41	60.3%	533	7.84	3	4.4%	3	4.4%	81.3
12	G. Smith	SEA	87	54	62.1%	646	7.43	2	2.3%	5	5.7%	68.5
13	Love	GB	59	27	45.8%	311	5.27	6	10.2%	4	6.8%	67.8
14	*Ca. Williams	CHI	85	46	54.1%	479	5.64	2	2.4%	3	3.5%	63.8
15	Stafford	LAR	73	38	52.1%	416	5.70	2	2.7%	3	4.1%	61.2

2024 NATIONAL FOOTBALL LEAGUE

NFC LEADING RUSHERS

RANK	PLAYER	TEAM	ATT	YDS	AVG	LONG	TD
1	Barkley	PHI	197	1137	5.8	65t	8
2	Jacobs	GB	176	838	4.8	38t	4
3	Hubbard	CAR	161	818	5.1	38t	6
4	Gibbs	DET	133	796	6.0	70t	8
5	Robinson	ATL	167	783	4.7	37t	6
6	Kamara	NO	183	782	4.3	24	6
7	K. Williams	LAR	191	750	3.9	30	8
8	Mason	SF	137	703	5.1	38	3
9	Conner	ARI	159	697	4.4	22	5
10	A. Jones	MIN	157	692	4.4	39	2
11	Swift	CHI	155	635	4.1	56t	5
12	Montgomery	DET	137	595	4.3	21	10
13	*Tracy	NYG	107	545	5.1	45t	3
14	Robinson	WAS	117	524	4.5	40	7
15	*Irving	TB	96	492	5.1	32	4
16	*Daniels (QB)	WAS	92	482	5.2	46	4
17	Walker	SEA	113	452	4.0	28	7
18	Allgeier	ATL	85	429	5.0	24	2
19	Hurts (QB)	PHI	103	417	4.0	24	11
20	Dowdle	DAL	93	402	4.3	19	0
21	K. Murray (QB)	ARI	46	371	8.1	50t	4
22	Ekeler	WAS	65	333	5.1	50	4
23	Singleton	NYG	78	323	4.1	43	2
24t	White	TB	80	306	3.8	56	1
24t	*Ca. Williams (QB)	CHI	49	306	6.2	24	0
26	Em. Wilson	GB	57	271	4.8	19	1
27	Hill (TE)	NO	34	268	7.9	75t	6
28	Purdy (QB)	SF	51	267	5.2	16	4
29	Jones (QB)	NYG	67	265	4.0	24	2
30	Akers	HOU-MIN	69	256	3.7	15t	1
31	*Guerendo	SF	38	227	6.0	76	1
32	G. Smith (QB)	SEA	40	222	5.6	34t	2
33t	*Benson	ARI	49	216	4.4	20	1
33t	Charbonnet	SEA	65	216	3.3	13	4
35t	Demercado	ARI	20	197	9.9	53t	1
35t	Gainwell	PHI	42	197	4.7	19	0
37	McNichols	WAS	41	195	4.8	28	4
38	Mayfield (QB)	TB	36	192	5.3	18	2
39	Tucker	TB	26	186	7.2	36	1
40	Elliott	DAL	55	179	3.3	11	2
41	Chandler	MIN	48	169	3.5	25	0
42	Darnold (QB)	MIN	46	166	3.6	19	1
43	M. Sanders	CAR	38	139	3.7	26	1
44t	R. Johnson	CHI	46	137	3.0	9	5
44t	Willis (QB)	GB	16	137	8.6	29	1
46	Williams	NO	32	124	3.9	14t	1
47	McCaffrey	SF	32	118	3.7	13	0
48	Reed (WR)	GB	12	105	8.8	33t	1
49	*Corum	LAR	28	101	3.6	12	0
50	Samuel (WR)	SF	27	79	2.9	12	1

2024 NATIONAL FOOTBALL LEAGUE

NFC THIRD-AND-ONE RUSHING LEADERS

RANK	PLAYER	TEAM	ATT	FD	PCT
1t	Jones (QB)	NYG	8	8	100.0%
1t	Darnold (QB)	MIN	6	6	100.0%
1t	*Daniels (QB)	WAS	4	4	100.0%
1t	Charbonnet	SEA	3	3	100.0%
1t	Hill (TE)	NO	3	3	100.0%
1t	R. Johnson	CHI	3	3	100.0%
7	K. Williams	LAR	9	8	88.9%
8t	Hubbard	CAR	7	6	85.7%
8t	Robinson	ATL	7	6	85.7%
10	Hurts (QB)	PHI	14	11	78.6%
11t	Montgomery	DET	8	6	75.0%
11t	Jacobs	GB	4	3	75.0%
13	Robinson	WAS	7	5	71.4%
14	Kamara	NO	6	4	66.7%
15	Conner	ARI	5	3	60.0%
16	A. Jones	MIN	7	4	57.1%

2024 NATIONAL FOOTBALL LEAGUE

NFC LEADERS IN RECEPTIONS

RANK	PLAYER	TEAM	REC	YDS	AVG	LONG	TD
1	Lamb	DAL	67	774	11.6	65t	4
2	St. Brown	DET	65	685	10.5	35t	9
3t	D. London	ATL	61	710	11.6	31	6
3t	*Nabers	NYG	61	607	10.0	39	3
5	Smith-Njigba	SEA	60	678	11.3	46	3
6	Jefferson	MIN	59	912	15.5	97t	5
7	Robinson	NYG	56	394	7.0	23	2
8	Kamara (RB)	NO	55	443	8.1	57t	1
9	Godwin	TB	50	576	11.5	55t	5
10t	McBride (TE)	ARI	49	552	11.3	37	0
10t	Otton (TE)	TB	49	456	9.3	29	4
12t	McLaurin	WAS	48	721	15.0	66	6
12t	Mooney	ATL	48	711	14.8	41t	5
14t	Kupp	LAR	47	488	10.4	69t	4
14t	D. Moore	CHI	47	460	9.8	44	3
16	Robinson (RB)	ATL	45	359	8.0	29	1
17t	Kittle (TE)	SF	43	560	13.0	43	7
17t	Ertz (TE)	WAS	43	428	10.0	24	2
17t	Ferguson (TE)	DAL	43	369	8.6	27	0
20t	Metcalf	SEA	42	638	15.2	71t	3
20t	Jennings	SF	42	588	14.0	45	4
22t	D. Smith	PHI	41	516	12.6	46	4
22t	McCloud	ATL	41	381	9.3	22	1
24	Reed	GB	38	643	16.9	70t	4
25	White (RB)	TB	37	291	7.9	32	4
26	Lockett	SEA	36	475	13.2	37	2
27t	Pitts (TE)	ATL	35	494	14.1	52	3
27t	Tolbert	DAL	35	388	11.1	48	3
29	*Odunze	CHI	34	479	14.1	47	1
30t	A. Brown	PHI	33	618	18.7	67t	3
30t	*Harrison	ARI	33	499	15.1	60t	6
30t	Samuel	SF	33	490	14.8	76t	1
33t	Slayton	NYG	32	469	14.7	43	1
33t	Olave	NO	32	400	12.5	39	1
33t	Kmet (TE)	CHI	32	358	11.2	31t	3
33t	Walker (RB)	SEA	32	222	6.9	18	1
37t	Doubs	GB	31	429	13.8	39	2
37t	Goedert (TE)	PHI	31	387	12.5	61	1
37t	Ekeler (RB)	WAS	31	344	11.1	34	0
40t	Mi. Wilson	ARI	30	307	10.2	34	3
40t	Allen	CHI	30	282	9.4	22	2
40t	Hubbard (RB)	CAR	30	124	4.1	20	1
43t	*Legette	CAR	29	284	9.8	35	4
43t	A. Jones (RB)	MIN	29	262	9.0	25	1
45t	Kraft (TE)	GB	28	376	13.4	67	5
45t	Nacua	LAR	28	373	13.3	37	1
45t	Swift (RB)	CHI	28	243	8.7	42	0
48t	Atwell	LAR	27	393	14.6	50	0
48t	N. Fant (TE)	SEA	27	285	10.6	28	0
48t	Charbonnet (RB)	SEA	27	191	7.1	30t	1

2024 NATIONAL FOOTBALL LEAGUE

NFC RECEIVING YARDAGE LEADERS

RANK	PLAYER	TEAM	YDS	REC	AVG	LONG	TD
1	Jefferson	MIN	912	59	15.5	97t	5
2	Lamb	DAL	774	67	11.6	65t	4
3	McLaurin	WAS	721	48	15.0	66	6
4	Mooney	ATL	711	48	14.8	41t	5
5	D. London	ATL	710	61	11.6	31	6
6	St. Brown	DET	685	65	10.5	35t	9
7	Smith-Njigba	SEA	678	60	11.3	46	3
8	Reed	GB	643	38	16.9	70t	4
9	Metcalf	SEA	638	42	15.2	71t	3
10	A. Brown	PHI	618	33	18.7	67t	3
11	*Nabers	NYG	607	61	10.0	39	3
12	Jennings	SF	588	42	14.0	45	4
13	Godwin	TB	576	50	11.5	55t	5
14	Kittle (TE)	SF	560	43	13.0	43	7
15	McBride (TE)	ARI	552	49	11.3	37	0
16	J. Williams	DET	538	24	22.4	70t	4
17	D. Smith	PHI	516	41	12.6	46	4
18	*Harrison	ARI	499	33	15.1	60t	6
19	Pitts (TE)	ATL	494	35	14.1	52	3
20	Samuel	SF	490	33	14.8	76t	1
21	Kupp	LAR	488	47	10.4	69t	4
22	*Odunze	CHI	479	34	14.1	47	1
23	Lockett	SEA	475	36	13.2	37	2
24	Slayton	NYG	469	32	14.7	43	1
25	D. Moore	CHI	460	47	9.8	44	3
26	Otton (TE)	TB	456	49	9.3	29	4
27	Kamara (RB)	NO	443	55	8.1	57t	1
28	Doubs	GB	429	31	13.8	39	2
29	Ertz (TE)	WAS	428	43	10.0	24	2
30	Olave	NO	400	32	12.5	39	1
31	Robinson	NYG	394	56	7.0	23	2
32	Atwell	LAR	393	27	14.6	50	0
33	Tolbert	DAL	388	35	11.1	48	3
34	Goedert (TE)	PHI	387	31	12.5	61	1
35	Watson	GB	383	20	19.1	60	2
36	McCloud	ATL	381	41	9.3	22	1
37	Kraft (TE)	GB	376	28	13.4	67	5
38	Aiyuk	SF	374	25	15.0	53	0
39	Nacua	LAR	373	28	13.3	37	1
40t	Ferguson (TE)	DAL	369	43	8.6	27	0
40t	Robinson	LAR	369	24	15.4	42	5
42	LaPorta (TE)	DET	366	25	14.6	52t	3
43t	Addison	MIN	359	24	15.0	51	3
43t	Robinson (RB)	ATL	359	45	8.0	29	1
45	Kmet (TE)	CHI	358	32	11.2	31t	3
46	N. Brown	WAS	355	26	13.7	52t	1
47	Shaheed	NO	349	20	17.4	70t	3
48	Ekeler (RB)	WAS	344	31	11.1	34	0
49	Evans	TB	335	26	12.9	25t	6
50	Mi. Wilson	ARI	307	30	10.2	34	3

2024 NATIONAL FOOTBALL LEAGUE

NFC THIRD-DOWN RECEIVING LEADERS

RANK	PLAYER	TEAM	REC	YDS	AVG	LONG	TD
1	Robinson	NYG	21	157	7.5	15	1
2	*Nabers	NYG	18	240	13.3	39	2
3t	St. Brown	DET	17	205	12.1	27t	3
3t	Jennings	SF	17	168	9.9	31t	2
5t	Godwin	TB	16	197	12.3	24	0
5t	Smith-Njigba	SEA	16	188	11.8	24	0
7	Otton (TE)	TB	15	157	10.5	29	2
8	Kittle (TE)	SF	14	173	12.4	41	4
9	Lamb	DAL	13	125	9.6	27	0
10t	McLaurin	WAS	12	255	21.3	66	2
10t	Jefferson	MIN	12	192	16.0	41	2
10t	Mooney	ATL	12	153	12.8	30t	2
10t	D. London	ATL	12	127	10.6	18	3
14t	McCloud	ATL	11	127	11.5	22	0
14t	Slayton	NYG	11	124	11.3	36	0
14t	Ferguson (TE)	DAL	11	82	7.5	24	0
14t	M. Sanders (RB)	CAR	11	53	4.8	12	0
18t	Pitts (TE)	ATL	10	105	10.5	23	0
18t	Ertz (TE)	WAS	10	93	9.3	21	0
20t	*Odunze	CHI	9	149	16.6	44	0
20t	A. Brown	PHI	9	127	14.1	22t	1
20t	Robinson (RB)	ATL	9	94	10.4	26	0
20t	Kmet (TE)	CHI	9	76	8.4	25	0
20t	D. Moore	CHI	9	74	8.2	19	1
20t	White (RB)	TB	9	71	7.9	22	0
20t	Kamara (RB)	NO	9	67	7.4	20	0
27t	Goedert (TE)	PHI	8	175	21.9	61	0
27t	Lockett	SEA	8	136	17.0	37	1
27t	Metcalfe	SEA	8	134	16.8	31t	1
27t	Reed	GB	8	123	15.4	70t	2
27t	Samuel	SF	8	122	15.3	47	0
27t	Johnson (TE)	NO	8	114	14.3	25	0
27t	*J. Sanders (TE)	CAR	8	83	10.4	29	1
27t	Kupp	LAR	8	81	10.1	27	0
27t	Dortch	ARI	8	75	9.4	14	0
27t	*Legette	CAR	8	75	9.4	26	1
27t	Parkinson (TE)	LAR	8	74	9.3	15	0
27t	Charbonnet (RB)	SEA	8	55	6.9	16	0
39t	Tolbert	DAL	7	136	19.4	48	0
39t	Doubs	GB	7	125	17.9	39	2
39t	Ekeler (RB)	WAS	7	123	17.6	33	0
39t	Barkley (RB)	PHI	7	94	13.4	43	0
39t	McBride (TE)	ARI	7	93	13.3	18	0
39t	Olave	NO	7	86	12.3	16	0
39t	Zaccheaus	WAS	7	83	11.9	27	0
39t	Allen	CHI	7	76	10.9	17	1
39t	Wicks	GB	7	64	9.1	14t	2
39t	LaPorta (TE)	DET	7	59	8.4	13	0
39t	Hockenson (TE)	MIN	7	46	6.6	9	0
39t	Mi. Wilson	ARI	7	40	5.7	10	2

2024 NATIONAL FOOTBALL LEAGUE

NFC LEADING SCORERS (NON-KICKING)

RANK	PLAYER	TEAM	POS	TOUCHDOWNS				X2	PTS
				TOTAL	RUSH	REC	RET		
1	Hurts	PHI	QB	11	11	0	0	0	66
2	Barkley	PHI	RB	10	8	2	0	2	64
3t	Montgomery	DET	RB	10	10	0	0	0	60
3t	K. Williams	LAR	RB	10	8	2	0	0	60
5t	Gibbs	DET	RB	9	8	1	0	0	54
5t	St. Brown	DET	WR	9	0	9	0	0	54
7	Walker	SEA	RB	8	7	1	0	0	48
8t	Hubbard	CAR	RB	7	6	1	0	0	42
8t	Kamara	NO	RB	7	6	1	0	0	42
8t	Kittle	SF	TE	7	0	7	0	0	42
8t	Robinson	ATL	RB	7	6	1	0	0	42
8t	Robinson	WAS	RB	7	7	0	0	0	42
13t	Evans	TB	WR	6	0	6	0	0	36
13t	*Harrison	ARI	WR	6	0	6	0	0	36
13t	Hill	NO	TE	6	6	0	0	0	36
13t	D. London	ATL	WR	6	0	6	0	0	36
13t	McLaurin	WAS	WR	6	0	6	0	0	36
18	Conner	ARI	RB	5	5	0	0	2	34
19t	Kraft	GB	TE	5	0	5	0	1	32
19t	Swift	CHI	RB	5	5	0	0	1	32
21t	Charbonnet	SEA	RB	5	4	1	0	0	30
21t	Godwin	TB	WR	5	0	5	0	0	30
21t	Jacobs	GB	RB	5	4	1	0	0	30
21t	Jefferson	MIN	WR	5	0	5	0	0	30
21t	R. Johnson	CHI	RB	5	5	0	0	0	30
21t	Mooney	ATL	WR	5	0	5	0	0	30
21t	Reed	GB	WR	5	1	4	0	0	30
21t	Robinson	LAR	WR	5	0	5	0	0	30
21t	White	TB	RB	5	1	4	0	0	30
30	Lamb	DAL	WR	4	0	4	0	1	26
31t	Addison	MIN	WR	4	1	3	0	0	24
31t	*Daniels	WAS	QB	4	4	0	0	0	24
31t	Ekeler	WAS	RB	4	4	0	0	0	24
31t	*Irving	TB	RB	4	4	0	0	0	24
31t	Jennings	SF	WR	4	0	4	0	0	24
31t	Kupp	LAR	WR	4	0	4	0	0	24
31t	*Legette	CAR	WR	4	0	4	0	0	24
31t	McNichols	WAS	RB	4	4	0	0	0	24
31t	K. Murray	ARI	QB	4	4	0	0	0	24
31t	Nailor	MIN	WR	4	0	4	0	0	24
31t	Otton	TB	TE	4	0	4	0	0	24
31t	Purdy	SF	QB	4	4	0	0	0	24
31t	Shaheed	NO	WR	4	0	3	1	0	24
31t	D. Smith	PHI	WR	4	0	4	0	0	24
31t	Wicks	GB	WR	4	0	4	0	0	24
31t	J. Williams	DET	WR	4	0	4	0	0	24

2024 NATIONAL FOOTBALL LEAGUE

NFC LEADING SCORERS (NON-KICKING)

RANK	PLAYER	TEAM	POS	TOUCHDOWNS				X2	PTS
				TOTAL	RUSH	REC	RET		
47	Kmet	CHI	TE	3	0	3	0	1	20
48t	Akers	HOU-MIN	RB	3	1	2	0	0	18
48t	A. Brown	PHI	WR	3	0	3	0	0	18
48t	Dowdle	DAL	RB	3	0	3	0	0	18
48t	A. Jones	MIN	RB	3	2	1	0	0	18
48t	LaPorta	DET	TE	3	0	3	0	0	18
48t	Mason	SF	RB	3	3	0	0	0	18
48t	Metcalf	SEA	WR	3	0	3	0	0	18
48t	D. Moore	CHI	WR	3	0	3	0	0	18
48t	Moreau	NO	TE	3	0	3	0	0	18
48t	*Nabers	NYG	WR	3	0	3	0	0	18
48t	Oliver	MIN	TE	3	0	3	0	0	18
48t	Pitts	ATL	TE	3	0	3	0	0	18
48t	Raymond	DET	WR	3	0	2	1	0	18
48t	Smith-Njigba	SEA	WR	3	0	3	0	0	18
48t	Tolbert	DAL	WR	3	0	3	0	0	18
48t	*Tracy	NYG	RB	3	3	0	0	0	18
48t	Turpin	DAL	WR	3	0	2	1	0	18
48t	Valdes-Scantling	BUF-NO	WR	3	0	3	0	0	18
48t	Mi. Wilson	ARI	WR	3	0	3	0	0	18

2024 NATIONAL FOOTBALL LEAGUE

NFC LEADING SCORERS (KICKING)

RANK	PLAYER	TEAM	PAT	FG	FG%	LONG	PTS
1	Seibert	WAS	22/22	25/27	92.6%	55	97
2	Bates	DET	39/40	15/15	100.0%	58	84
3	Aubrey	DAL	14/14	23/26	88.5%	65	83
4t	Grupe	NO	26/28	18/19	94.7%	57	80
4t	Koo	ATL	23/23	19/26	73.1%	58	80
6	McLaughlin	TB	29/30	16/17	94.1%	56	77
7t	Elliott	PHI	25/26	14/19	73.7%	49	67
7t	*Karty	LAR	19/21	16/20	80.0%	55	67
7t	Moody	SF	16/16	17/21	81.0%	53	67
10	Myers	SEA	24/25	14/17	82.4%	59	66
11	*Reichard	MIN	23/23	14/16	87.5%	58	65
12	Santos	CHI	16/17	14/17	82.4%	54	58
13	Pineiro	CAR	17/17	12/13	92.3%	53	53
14	*Narveson	GB	16/16	12/17	70.6%	47	52
15	Ryland	ARI	13/13	11/12	91.7%	57	46
16	Joseph	DET-NYG	6/6	13/16	81.3%	52	45
17	Prater	ARI	10/10	6/6	100.0%	57	28
18	McManus	GB	8/8	6/7	85.7%	45	26
19	Romo	MIN	2/3	5/5	100.0%	45	17
20	Gonzalez	WAS	4/4	3/3	100.0%	48	13
21	Wright	SF	3/3	3/3	100.0%	41	12
22	Gano	NYG	2/2	3/4	75.0%	50	11
23	*McAtamney	NYG	1/1	1/1	100.0%	31	4
24	Wishnowsky	SF	0/0	1/1	100.0%	26	3
25	York	WAS	2/2	0/2	0.0%	---	2
26	Gillan	NYG	0/1	0/0	---	---	0

2024 NATIONAL FOOTBALL LEAGUE

2024 NATIONAL FOOTBALL LEAGUE

NFC TOUCHBACKS ON KICKOFFS

RANK	PLAYER	TEAM	TB
1	Bates	DET	52
2	Mann	PHI	42
3t	Evans	LAR	40
3t	Reichard	MIN	40
5	Moody	SF	31
6t	Gill	TB	29
6t	Pinion	ATL	29
8	Myers	SEA	27
9	Santos	CHI	26
10	Ryland	ARI	25
11	Joseph	DET-NYG	23
12	Aubrey	DAL	19
13	Camarda	TB	18
14t	Narveson	GB	17
14t	Prater	ARI	17
16t	Grupe	NO	16
16t	Pineiro	CAR	16
18	Seibert	WAS	14
19	McManus	GB	10
20	Romo	MIN	8
21t	Gano	NYG	5
21t	Karty	LAR	5
21t	Koo	ATL	5
24	McAtamney	NYG	4
25t	Gillan	NYG	2
25t	Gonzalez	WAS	2
27t	Elliott	PHI	1
27t	Wright	SF	1
27t	York	WAS	1

2024 NATIONAL FOOTBALL LEAGUE

NFC MOST YARDS FROM SCRIMMAGE

RANK	PLAYER	TEAM	POS	TOTAL			RUSHING			RECEIVING		
				YDS	PLAYS	AVG	YDS	ATT	AVG	YDS	ATT	AVG
1	Barkley	PHI	RB	1347	220	6.1	1137	197	5.8	210	23	9.1
2	Kamara	NO	RB	1225	238	5.1	782	183	4.3	443	55	8.1
3	Robinson	ATL	RB	1142	212	5.4	783	167	4.7	359	45	8.0
4	Gibbs	DET	RB	1052	156	6.7	796	133	6.0	256	23	11.1
5	Jacobs	GB	RB	1024	199	5.1	838	176	4.8	186	23	8.1
6	A. Jones	MIN	RB	954	186	5.1	692	157	4.4	262	29	9.0
7	Conner	ARI	RB	944	183	5.2	697	159	4.4	247	24	10.3
8	Hubbard	CAR	RB	942	191	4.9	818	161	5.1	124	30	4.1
9	Jefferson	MIN	WR	915	60	15.3	3	1	3.0	912	59	15.5
10	K. Williams	LAR	RB	886	216	4.1	750	191	3.9	136	25	5.4
11	Swift	CHI	RB	878	183	4.8	635	155	4.1	243	28	8.7
12	Lamb	DAL	WR	842	79	10.7	68	12	5.7	774	67	11.6
13	Montgomery	DET	RB	800	158	5.1	595	137	4.3	205	21	9.8
14	Mason	SF	RB	789	147	5.4	703	137	5.1	86	10	8.6
15	Reed	GB	WR	748	50	15.0	105	12	8.8	643	38	16.9
16	McLaurin	WAS	WR	723	50	14.5	2	2	1.0	721	48	15.0
17	Mooney	ATL	WR	711	48	14.8	0	0	---	711	48	14.8
18	D. London	ATL	WR	710	61	11.6	0	0	---	710	61	11.6
19	Smith-Njigba	SEA	WR	686	61	11.2	8	1	8.0	678	60	11.3
20	St. Brown	DET	WR	681	66	10.3	-4	1	-4.0	685	65	10.5
21	*Irving	TB	RB	680	122	5.6	492	96	5.1	188	26	7.2
22	Ekeler	WAS	RB	677	96	7.1	333	65	5.1	344	31	11.1
23	Walker	SEA	RB	674	145	4.6	452	113	4.0	222	32	6.9
24	*Tracy	NYG	RB	662	125	5.3	545	107	5.1	117	18	6.5
25	Metcalf	SEA	WR	638	42	15.2	0	0	---	638	42	15.2
26	A. Brown	PHI	WR	618	33	18.7	0	0	---	618	33	18.7
27	Robinson	WAS	RB	612	127	4.8	524	117	4.5	88	10	8.8
28	*Nabers	NYG	WR	605	65	9.3	-2	4	-0.5	607	61	10.0
29	White	TB	RB	597	117	5.1	306	80	3.8	291	37	7.9
30	Jennings	SF	WR	588	42	14.0	0	0	---	588	42	14.0
31	Godwin	TB	WR	578	51	11.3	2	1	2.0	576	50	11.5
32	Dowdle	DAL	RB	574	119	4.8	402	93	4.3	172	26	6.6
33	J. Williams	DET	WR	572	29	19.7	34	5	6.8	538	24	22.4
34	Samuel	SF	WR	569	60	9.5	79	27	2.9	490	33	14.8
35	Kittle	SF	TE	560	43	13.0	0	0	---	560	43	13.0
36	McBride	ARI	TE	554	50	11.1	2	1	2.0	552	49	11.3
37	D. Smith	PHI	WR	516	41	12.6	0	0	---	516	41	12.6
38	*Harrison	ARI	WR	499	33	15.1	0	0	---	499	33	15.1
39	Kupp	LAR	WR	498	49	10.2	10	2	5.0	488	47	10.4
40t	*Odunze	CHI	WR	494	37	13.4	15	3	5.0	479	34	14.1
40t	Pitts	ATL	TE	494	35	14.1	0	0	---	494	35	14.1
42	Allgeier	ATL	RB	485	94	5.2	429	85	5.0	56	9	6.2
43	D. Moore	CHI	WR	483	53	9.1	23	6	3.8	460	47	9.8
44	*Daniels	WAS	QB	482	92	5.2	482	92	5.2	0	0	---
45	Slayton	NYG	WR	480	33	14.5	11	1	11.0	469	32	14.7
46	Lockett	SEA	WR	475	36	13.2	0	0	---	475	36	13.2
47	Otton	TB	TE	452	50	9.0	-4	1	-4.0	456	49	9.3
48	McCloud	ATL	WR	437	47	9.3	56	6	9.3	381	41	9.3
49	Doubs	GB	WR	429	31	13.8	0	0	---	429	31	13.8
50	Ertz	WAS	TE	428	43	10.0	0	0	---	428	43	10.0

2024 NATIONAL FOOTBALL LEAGUE

NFC LEADERS IN FIRST DOWNS

RANK	PLAYER	TEAM	POS	TOTAL	RUSH	REC
1	Kamara	NO	RB	59	45	14
2t	Barkley	PHI	RB	56	46	10
2t	K. Williams	LAR	RB	56	50	6
4	Robinson	ATL	RB	55	38	17
5	Conner	ARI	RB	54	46	8
6t	Jacobs	GB	RB	48	39	9
6t	Montgomery	DET	RB	48	41	7
8	Hubbard	CAR	RB	47	40	7
9	Gibbs	DET	RB	46	34	12
10	Hurts	PHI	QB	44	44	0
11	St. Brown	DET	WR	43	0	43
12	Jefferson	MIN	WR	40	0	40
13t	A. Jones	MIN	RB	39	28	11
13t	D. London	ATL	WR	39	0	39
15	Lamb	DAL	WR	38	4	34
16t	Mason	SF	RB	37	31	6
16t	Walker	SEA	RB	37	22	15
18	McLaurin	WAS	WR	36	0	36
19	*Nabers	NYG	WR	35	1	34
20t	Mooney	ATL	WR	34	0	34
20t	Smith-Njigba	SEA	WR	34	1	33
22t	Godwin	TB	WR	33	1	32
22t	*Irving	TB	RB	33	26	7
22t	Robinson	WAS	RB	33	31	2
22t	Swift	CHI	RB	33	26	7
26	Dowdle	DAL	RB	32	22	10
27t	*Daniels	WAS	QB	30	30	0
27t	Ekeler	WAS	RB	30	17	13
27t	Jennings	SF	WR	30	0	30
30t	Allgeier	ATL	RB	29	27	2
30t	Lockett	SEA	WR	29	0	29
30t	*Tracy	NYG	RB	29	25	4
33t	McBride	ARI	TE	28	1	27
33t	White	TB	RB	28	15	13
35t	A. Brown	PHI	WR	27	0	27
35t	Kittle	SF	TE	27	0	27
37t	Jones	NYG	QB	26	26	0
37t	Purdy	SF	QB	26	26	0
37t	Reed	GB	WR	26	5	21
37t	Slayton	NYG	WR	26	1	25
41t	Otton	TB	TE	25	0	25
41t	D. Smith	PHI	WR	25	0	25
43t	Ertz	WAS	TE	24	0	24
43t	*Harrison	ARI	WR	24	0	24
43t	*Odunze	CHI	WR	24	1	23
46t	Hill	NO	TE	23	17	6
46t	Olave	NO	WR	23	1	22
48t	Doubs	GB	WR	22	0	22
48t	Metcalf	SEA	WR	22	0	22
48t	D. Moore	CHI	WR	22	1	21
48t	Robinson	NYG	WR	22	1	21
48t	Samuel	SF	WR	22	2	20
48t	J. Williams	DET	WR	22	3	19

2024 NATIONAL FOOTBALL LEAGUE

NFC PUNTING YARDS LEADERS

RANK	PLAYER	TEAM	POS	PUNTS	YARDS	LONG	AVG	TB	BLK	DWN	OB	RETURNS		IN20	NET AVG
												TOT	YDS		
1	Fox	DET	P	31	1595	68	51.5	4	0	4	1	13	90	14	46.0
2	Mann	PHI	P	32	1623	70	50.7	5	1	3	4	16	106	9	42.9
3	Dickson	SEA	P	42	2075	68	49.4	5	0	1	4	21	202	14	42.2
4	Anger	DAL	P	32	1578	62	49.3	1	0	3	1	15	199	12	42.5
5	Gillikin	ARI	P	30	1472	63	49.1	1	0	5	2	14	160	14	43.1
6	Pinion	ATL	P	33	1580	65	47.9	1	0	3	2	19	258	8	39.5
7	Whelan	GB	P	32	1525	74	47.7	2	0	4	4	11	77	14	44.0
8	*T. Taylor	CHI	P	47	2236	68	47.6	3	0	5	5	23	279	19	40.4
9	Way	WAS	P	30	1423	74	47.4	2	0	5	3	15	112	11	42.4
10	Gillan	NYG	P	25	1159	67	46.4	2	0	3	3	11	88	13	41.2
11	Hekker	CAR	P	47	2159	65	45.9	2	0	10	2	17	152	16	41.9
12	R. Wright	MIN	P	35	1595	66	45.6	4	0	4	5	14	102	19	40.4
13	Evans	LAR	P	30	1354	67	45.1	1	0	5	6	12	107	17	40.9
14	*Hayball	NO	P	47	2076	59	44.2	3	0	5	5	16	123	27	40.3

2024 NATIONAL FOOTBALL LEAGUE

NFC NET PUNTING YARDS LEADERS

RANK	PLAYER	TEAM	POS	PUNTS	YARDS	LONG	AVG	TB	BLK	DWN	OB	RETURNS		IN20	NET AVG
												TOT	YDS		
1	Fox	DET	P	31	1595	68	51.5	4	0	4	1	13	90	14	46.0
2	Whelan	GB	P	32	1525	74	47.7	2	0	4	4	11	77	14	44.0
3	Gillikin	ARI	P	30	1472	63	49.1	1	0	5	2	14	160	14	43.1
4	Mann	PHI	P	32	1623	70	50.7	5	1	3	4	16	106	9	42.9
5	Anger	DAL	P	32	1578	62	49.3	1	0	3	1	15	199	12	42.5
6	Way	WAS	P	30	1423	74	47.4	2	0	5	3	15	112	11	42.4
7	Dickson	SEA	P	42	2075	68	49.4	5	0	1	4	21	202	14	42.2
8	Hekker	CAR	P	47	2159	65	45.9	2	0	10	2	17	152	16	41.9
9	Gillan	NYG	P	25	1159	67	46.4	2	0	3	3	11	88	13	41.2
10	Evans	LAR	P	30	1354	67	45.1	1	0	5	6	12	107	17	40.9
11	R. Wright	MIN	P	35	1595	66	45.6	4	0	4	5	14	102	19	40.4
12	*T. Taylor	CHI	P	47	2236	68	47.6	3	0	5	5	23	279	19	40.4
13	*Hayball	NO	P	47	2076	59	44.2	3	0	5	5	16	123	27	40.3
14	Pinion	ATL	P	33	1580	65	47.9	1	0	3	2	19	258	8	39.5

2024 NATIONAL FOOTBALL LEAGUE

2024 NATIONAL FOOTBALL LEAGUE

NFC PUNT RETURN LEADERS

RANK	PLAYER	TEAM	POS	RET	FC	YDS	AVG	LONG	TD
1	Raymond	DET	WR	25	8	360	14.4	90t	1
2	*DeJean	PHI	CB	14	18	165	11.8	31	0
3	Zaccheaus	WAS	WR	13	11	142	10.9	24	0
4	Carter	CHI	WR	15	8	153	10.2	38	0
5	Blackshear	CAR	RB	14	2	131	9.4	16	0
6	*Cowing	SF	WR	15	6	124	8.3	30	0
7	*De. Williams	SEA	CB	13	16	96	7.4	23	0
8	Powell	MIN	WR	14	7	98	7.0	15	0
9	Smith-Marsette	NYG	WR	18	10	114	6.3	22	0

2024 NATIONAL FOOTBALL LEAGUE

NFC KICKOFF RETURN LEADERS

RANK	PLAYER	TEAM	POS	RET	YDS	AVG	LONG	TD
1	Turpin	DAL	WR	17	583	34.3	79	0
2	Shenault	SEA	WR	14	449	32.1	97t	1
3	Carter	CHI	WR	12	375	31.3	67	0
4	Ekeler	WAS	RB	16	493	30.8	62	0
5	Dallas	ARI	RB	13	399	30.7	96t	1
6	McCloud	ATL	WR	13	330	25.4	33	0
7	Gray	NYG	RB	19	481	25.3	31	0
8	Blackshear	CAR	RB	27	679	25.1	43	0

2024 NATIONAL FOOTBALL LEAGUE

2024 NATIONAL FOOTBALL LEAGUE

NFC INTERCEPTION LEADERS

RANK	PLAYER	TEAM	POS	INT	YARDS	AVG	LONG	TD
1	K. Joseph	DET	SAF	7	60	8.6	33	1
2	McKinney	GB	SAF	6	63	10.5	28	0
3t	Branch	DET	SAF	4	48	12.0	47	0
3t	*McCullough	LAR	DB	4	6	1.5	4t	1
3t	B. Murphy	MIN	CB	4	2	0.5	2	0
6t	Adebo	NO	CB	3	68	22.7	47	0
6t	Blankenship	PHI	SAF	3	1	0.3	1	0
6t	Bynum	MIN	SS	3	3	1.0	3	0
6t	*Kinchens	LAR	SAF	3	112	37.3	103t	1
6t	Mathieu	NO	FS	3	29	9.7	23	0
11t	Alexander	GB	CB	2	52	26.0	35t	1
11t	Bates	ATL	SS	2	0	0.0	0	0
11t	Davis	DET	CB	2	0	0.0	0	0
11t	Diggs	DAL	CB	2	1	0.5	1	0
11t	Gardner-Johnson	PHI	SAF	2	0	0.0	0	0
11t	Grugier-Hill	MIN	OLB	2	5	2.5	5	0
11t	J. Johnson	CHI	CB	2	11	5.5	9	0
11t	Lenoir	SF	CB	2	33	16.5	33	0
11t	Love	SEA	FS	2	26	13.0	26	0
11t	McCollum	TB	CB	2	4	2.0	4	0
11t	Smith	MIN	FS	2	0	0.0	0	0
11t	Terrell	ATL	CB	2	1	0.5	1	0
11t	Van Ginkel	MIN	OLB	2	73	36.5	63t	2
11t	Warner	SF	MLB	2	70	35.0	45t	1
11t	Woods	CAR	FS	2	37	18.5	33	0
11t	Woolen	SEA	CB	2	4	2.0	4	0
27t	Abram	NO	DB	1	30	30.0	30	0
27t	Andersen	ATL	LB	1	47	47.0	47t	1
27t	Baun	PHI	LB	1	0	0.0	0	0
27t	Blackwell	CHI	CB	1	10	10.0	10	0
27t	Bosa	SF	DE	1	30	30.0	30	0
27t	Brisker	CHI	SAF	1	0	0.0	0	0
27t	J. Brown	SF	SAF	1	0	0.0	0	0
27t	Bryant	SEA	CB	1	9	9.0	9	0
27t	Byard	CHI	FS	1	0	0.0	0	0
27t	Chinn	WAS	SAF	1	0	0.0	0	0
27t	David	TB	OLB	1	7	7.0	7	0
27t	Ka. Davis	SF	DT	1	2	2.0	2	0
27t	Dean	PHI	LB	1	0	0.0	0	0
27t	Durant	LAR	CB	1	0	0.0	0	0
27t	Edmunds	CHI	MLB	1	0	0.0	0	0
27t	Edwards	CHI	LB	1	0	0.0	0	0
27t	Flannigan-Fowles	SF	LB	1	0	0.0	0	0
27t	Forbes	WAS	CB	1	19	19.0	19	0
27t	Fowler	WAS	LB	1	67	67.0	67t	1
27t	Gardeck	ARI	LB	1	10	10.0	10	0
27t	Gilmore	MIN	CB	1	0	0.0	0	0
27t	*Green	SF	CB	1	20	20.0	20	0
27t	Griffin	MIN	CB	1	28	28.0	28	0
27t	Hankins	SEA	DT	1	0	0.0	0	0
27t	Harris	NO	DB	1	7	7.0	7	0
27t	Hooker	DAL	FS	1	21	21.0	21	0
27t	Horn	CAR	CB	1	0	0.0	0	0
27t	Howden	NO	SAF	1	-5	-5.0	-5	0
27t	Izien	TB	DB	1	17	17.0	17	0

2024 NATIONAL FOOTBALL LEAGUE

NFC INTERCEPTION LEADERS

RANK	PLAYER	TEAM	POS	INT	YARDS	AVG	LONG	TD
27t	M. Jackson	CAR	CB	1	1	1.0	1	0
27t	Jean-Charles	NO	CB	1	0	0.0	0	0
27t	Jewell	CAR	ILB	1	0	0.0	0	0
27t	Jobe	SEA	CB	1	33	33.0	33	0
27t	J. Johnson	LAR	SS	1	0	0.0	0	0
27t	Jordan	NO	DE	1	0	0.0	0	0
27t	Kendricks	DAL	MLB	1	8	8.0	8	0
27t	Metellus	MIN	SAF	1	12	12.0	12	0
27t	*Muasau	NYG	LB	1	1	1.0	1	0
27t	Murphy-Bunting	ARI	CB	1	0	0.0	0	0
27t	*Mustapha	SF	SAF	1	1	1.0	1	0
27t	Nowaske	DET	LB	1	8	8.0	8	0
27t	Oruwariye	DAL	CB	1	0	0.0	0	0
27t	Phillips	ATL	CB	1	45	45.0	45	0
27t	Rozeboom	LAR	LB	1	16	16.0	16	0
27t	*Sainristil	WAS	CB	1	38	38.0	38	0
27t	Saunders	NO	DT	1	37	37.0	37	0
27t	Simmons	ATL	FS	1	0	0.0	0	0
27t	Smith	CHI	CB	1	23	23.0	23	0
27t	*Smith	TB	DB	1	0	0.0	0	0
27t	Stevenson	CHI	CB	1	43	43.0	43t	1
27t	White	ARI	OLB	1	0	0.0	0	0
27t	*Williams	GB	SAF	1	1	1.0	1	0
27t	G. Williams	ARI	CB	1	0	0.0	0	0
27t	Wilson	DAL	DB	1	0	0.0	0	0
27t	Er. Wilson	GB	LB	1	0	0.0	0	0
27t	Ma. Wilson	ARI	LB	1	0	0.0	0	0
27t	Yiadom	SF	CB	1	11	11.0	11	0

2024 NATIONAL FOOTBALL LEAGUE

NFC SACK LEADERS

RANK	PLAYER	TEAM	POS	SACKS
1	Lawrence	NYG	DT	9.0
2	Fowler	WAS	LB	8.5
3	Van Ginkel	MIN	OLB	8.0
4	Hutchinson	DET	DE	7.5
5t	Bosa	SF	DE	7.0
5t	Greenard	MIN	LB	7.0
5t	P. Jones	MIN	LB	7.0
5t	Luvu	WAS	LB	7.0
9t	Burns	NYG	LB	6.0
9t	D. Hall	SEA	LB	6.0
9t	Ojulari	NYG	LB	6.0
9t	Sweat	PHI	LB	6.0
9t	Young	LAR	LB	6.0
14t	Bresee	NO	DT	5.5
14t	Z. Smith	CLE-DET	DE	5.5
16t	*Fiske	LAR	DT	5.0
16t	Turner	LAR	DT	5.0
16t	Vea	TB	DT	5.0
19t	Floyd	SF	DE	4.5
19t	Granderson	NO	DE	4.5
19t	*Verse	LAR	LB	4.5
22t	Collins	SF	DT	4.0
22t	Dexter	CHI	DT	4.0
22t	D. Jones	SEA	DE	4.0
22t	Kancey	TB	DT	4.0
22t	Mafe	SEA	LB	4.0
22t	Overshown	DAL	LB	4.0
22t	Taylor	NO	CB	4.0
29t	Carter	PHI	DT	3.5
29t	Gary	GB	DE	3.5
29t	Givens	SF	DT	3.5
29t	McNeill	DET	DT	3.5
29t	N. Smith	PHI	LB	3.5
29t	Stills	ARI	DT	3.5
29t	Sweat	CHI	DE	3.5
29t	C. Young	NO	DE	3.5
37t	Armstrong	WAS	DE	3.0
37t	Cashman	MIN	LB	3.0
37t	Collins	ARI	LB	3.0
37t	David	TB	OLB	3.0
37t	Gardeck	ARI	LB	3.0
37t	L. Hall	TB	DE	3.0
37t	C. Harris	CAR	LB-DE	3.0
37t	Hoecht	LAR	LB	3.0
37t	Lawrence	DAL	DE	3.0
37t	Lawson	DAL	DE-LB	3.0
37t	Okuyinonu	SF	DT	3.0
37t	Pace	MIN	LB	3.0
37t	Parsons	DAL	LB	3.0
37t	Pinnock	NYG	SS	3.0
37t	A. Robinson	CAR	DT	3.0
37t	Williams	PHI	DT	3.0
37t	Wyatt	GB	DT	3.0

2024 NATIONAL FOOTBALL LEAGUE

NFC LEADERS IN FUMBLE RECOVERIES

RANK	PLAYER	TEAM	POS	TOTAL	OWN TEAM	OPP TEAM
1	Mayfield	TB	QB	5	5	0
2	G. Smith	SEA	QB	4	4	0
3t	Mason	SF	RB	3	3	0
3t	Robinson	ATL	RB	3	3	0
3t	Stafford	LAR	QB	3	3	0
3t	Walker	SEA	RB	3	3	0
7t	Byard	CHI	FS	2	0	2
7t	Carr	NO	QB	2	2	0
7t	Chinn	WAS	SAF	2	0	2
7t	Collins	SF	DT	2	0	2
7t	Dalton	CAR	QB	2	2	0
7t	Davis	DET	CB	2	0	2
7t	*Fiske	LAR	DT	2	0	2
7t	Gay	NO	LB	2	0	2
7t	Goff	DET	QB	2	2	0
7t	Gordon	CHI	CB	2	0	2
7t	Hicks	CHI	SAF	2	0	2
7t	Jenkins	CHI	OT	2	2	0
7t	Jewell	CAR	ILB	2	0	2
7t	Love	GB	QB	2	2	0
7t	Luvu	WAS	LB	2	0	2
7t	McBride	ARI	TE	2	2	0
7t	Melton	GB	WR	2	1	1
7t	K. Murray	ARI	QB	2	2	0
7t	Okereke	NYG	ILB	2	0	2
7t	Otton	TB	TE	2	2	0
7t	Prescott	DAL	QB	2	2	0
7t	Rush	DAL	QB	2	2	0
7t	Tolbert	DAL	WR	2	2	0
7t	Tuttle	CAR	DT	2	0	2
7t	Wyatt	GB	DT	2	0	2
7t	Yiadam	SF	CB	2	1	1
7t	Zaccheaus	WAS	WR	2	2	0

2024 NATIONAL FOOTBALL LEAGUE

NFC LEADERS IN RECOVERIES OF FUMBLES BY OWN TEAM

RANK	PLAYER	TEAM	POS	REC	YARDS	AVG	LONG	TD
1	Mayfield	TB	QB	5	0	0.0	0t	0
2	G. Smith	SEA	QB	4	0	0.0	0t	0
3t	Mason	SF	RB	3	-2	-0.7	0t	0
3t	Robinson	ATL	RB	3	0	0.0	0t	0
3t	Stafford	LAR	QB	3	0	0.0	0t	0
3t	Walker	SEA	RB	3	-3	-1.0	0t	0
7t	Carr	NO	QB	2	0	0.0	0t	0
7t	Dalton	CAR	QB	2	0	0.0	0t	0
7t	Goff	DET	QB	2	0	0.0	0t	0
7t	Jenkins	CHI	OT	2	0	0.0	0t	0
7t	Love	GB	QB	2	0	0.0	0t	0
7t	McBride	ARI	TE	2	0	0.0	0t	1
7t	K. Murray	ARI	QB	2	0	0.0	0t	0
7t	Otton	TB	TE	2	0	0.0	0t	0
7t	Prescott	DAL	QB	2	0	0.0	0t	0
7t	Rush	DAL	QB	2	0	0.0	0t	0
7t	Tolbert	DAL	WR	2	0	0.0	0t	0
7t	Zaccheaus	WAS	WR	2	0	0.0	0t	0
19t	Allegretti	WAS	OG	1	0	0.0	0t	0
19t	Banks	SF	G	1	0	0.0	0t	0
19t	Barkley	PHI	RB	1	0	0.0	0t	0
19t	*Beebe	DAL	C	1	0	0.0	0t	0
19t	Belton	NYG	SAF	1	0	0.0	0t	0
19t	Bergeron	ATL	OG	1	0	0.0	0t	0
19t	Biadasz	WAS	C	1	0	0.0	0t	0
19t	Blackshear	CAR	RB	1	0	0.0	0t	0
19t	Bradford	SEA	OG	1	0	0.0	0t	0
19t	Calcaterra	PHI	TE	1	2	2.0	2	0
19t	Cousins	ATL	QB	1	0	0.0	0t	0
19t	Darnold	MIN	QB	1	0	0.0	0t	0
19t	Demercado	ARI	RB	1	0	0.0	0t	0
19t	Evans	TB	WR	1	0	0.0	0t	0
19t	Ferguson	DAL	TE	1	0	0.0	0t	0
19t	Froholdt	ARI	C	1	0	0.0	0t	0
19t	*Guyton	DAL	OT	1	-5	-5.0	-5	0
19t	Hurts	PHI	QB	1	0	0.0	0t	0
19t	*Irving	TB	RB	1	0	0.0	0t	0
19t	Jennings	SF	WR	1	0	0.0	0t	0
19t	F. Johnson	PHI	OT	1	0	0.0	0t	0
19t	A. Jones	MIN	RB	1	0	0.0	0t	0
19t	Jones	NYG	QB	1	0	0.0	0t	0
19t	*Kinchens	LAR	SAF	1	0	0.0	0t	0
19t	Kupp	LAR	WR	1	5	5.0	5	0
19t	Leverett	NE-ARI	OG	1	0	0.0	0t	0
19t	Lock	NYG	QB	1	0	0.0	0t	0
19t	D. London	ATL	WR	1	0	0.0	0t	0
19t	Manhertz	NYG	TE	1	-1	-1.0	-1	0
19t	Mariota	WAS	QB	1	0	0.0	0t	0
19t	Ja. Matthews	ATL	OT	1	0	0.0	0t	0
19t	McCloud	ATL	WR	1	0	0.0	0t	0
19t	McNichols	WAS	RB	1	0	0.0	0t	0
19t	Melton	GB	WR	1	0	0.0	0t	0
19t	Montgomery	DET	RB	1	0	0.0	0t	0
19t	Powell	MIN	WR	1	7	7.0	7	0
19t	Pryor	CHI	OT	1	0	0.0	0t	0

2024 NATIONAL FOOTBALL LEAGUE

NFC LEADERS IN RECOVERIES OF FUMBLES BY OWN TEAM

RANK	PLAYER	TEAM	POS	REC	YARDS	AVG	LONG	TD
19t	Ragnow	DET	C	1	0	0.0	0t	0
19t	*Rattler	NO	QB	1	0	0.0	0t	0
19t	Reynolds	DET	RB	1	0	0.0	0t	0
19t	*J. Sanders	CAR	TE	1	2	2.0	2	0
19t	Skule	TB	OT	1	0	0.0	0t	0
19t	Thomas	NYG	OT	1	0	0.0	0t	0
19t	Van Roten	NYG	OG	1	0	0.0	0t	0
19t	Walker	WAS	LB	1	0	0.0	0t	0
19t	*Ca. Williams	CHI	QB	1	0	0.0	0t	0
19t	Em. Wilson	GB	RB	1	0	0.0	0t	0
19t	Yiadam	SF	CB	1	0	0.0	0t	0
19t	Zeitler	DET	OG	1	0	0.0	0t	0

2024 NATIONAL FOOTBALL LEAGUE

NFC LEADERS IN RECOVERIES OF FUMBLES BY OPPOSING TEAM

RANK	PLAYER	TEAM	POS	REC	YARDS	AVG	LONG	TD
1t	Byard	CHI	FS	2	0	0.0	0t	0
1t	Chinn	WAS	SAF	2	0	0.0	0t	0
1t	Collins	SF	DT	2	0	0.0	0t	0
1t	Davis	DET	CB	2	49	24.5	49	0
1t	*Fiske	LAR	DT	2	8	4.0	8	0
1t	Gay	NO	LB	2	4	2.0	4	0
1t	Gordon	CHI	CB	2	0	0.0	0t	0
1t	Hicks	CHI	SAF	2	28	14.0	19	0
1t	Jewell	CAR	ILB	2	0	0.0	0t	0
1t	Luvu	WAS	LB	2	5	2.5	5	0
1t	Okereke	NYG	ILB	2	1	0.5	1	0
1t	Tuttle	CAR	DT	2	0	0.0	0t	0
1t	Wyatt	GB	DT	2	0	0.0	0t	0
14t	Alexander	GB	CB	1	0	0.0	0t	0
14t	*Arnold	DET	CB	1	-1	-1.0	-1	0
14t	Bates	ATL	SS	1	0	0.0	0t	0
14t	Baun	PHI	LB	1	0	0.0	0t	0
14t	*Bethune	SF	LB	1	0	0.0	0t	0
14t	Blankenship	PHI	SAF	1	16	16.0	16	0
14t	Bosa	SF	DE	1	0	0.0	0t	0
14t	K. Brooks	GB	DT	1	0	0.0	0t	0
14t	Bynum	MIN	SS	1	0	0.0	0t	0
14t	*Chatman	NYG	DT	1	0	0.0	0t	0
14t	Clark	GB	NT	1	0	0.0	0t	0
14t	Collier	ARI	DE	1	0	0.0	0t	0
14t	*Cooper	GB	LB	1	4	4.0	4	0
14t	Curl	LAR	SAF	1	33	33.0	33t	1
14t	Davidson	NYG	DT	1	0	0.0	0t	0
14t	Dean	PHI	LB	1	0	0.0	0t	0
14t	*DeJean	PHI	CB	1	0	0.0	0t	0
14t	Dexter	CHI	DT	1	0	0.0	0t	0
14t	Edwards	CHI	LB	1	0	0.0	0t	0
14t	Elliss	ATL	LB	1	0	0.0	0t	0
14t	Franks	CAR	TE	1	0	0.0	0t	0
14t	D. Hall	SEA	LB	1	36	36.0	36t	1
14t	L. Hall	TB	DE	1	0	0.0	0t	0
14t	Hayes	TB	DB	1	0	0.0	0t	0
14t	Hodge	ATL	WR	1	0	0.0	0t	1
14t	Jenkins	SEA	DB	1	102	102.0	102t	1
14t	J. Jones	ARI	DT	1	0	0.0	0t	0
14t	Lewis	DAL	CB	1	0	0.0	0t	0
14t	*Liufau	DAL	LB	1	0	0.0	0t	0
14t	Mathieu	NO	FS	1	0	0.0	0t	0
14t	McCullum	TB	CB	1	0	0.0	0t	0
14t	McFadden	NYG	LB	1	0	0.0	0t	0
14t	McKinney	GB	SAF	1	7	7.0	7	0
14t	Melton	GB	WR	1	0	0.0	0t	0
14t	Nelson	TB	LB	1	0	0.0	0t	0
14t	*Newton	WAS	DT	1	2	2.0	2	0
14t	*Nubin	NYG	SAF	1	2	2.0	2	0
14t	Ojulari	NYG	LB	1	0	0.0	0t	0
14t	Pace	MIN	LB	1	36	36.0	36t	1
14t	Phillips	MIN	DT	1	0	0.0	0t	0
14t	Ringo	PHI	CB	1	0	0.0	0t	0
14t	Rodriguez	DET	LB-FB	1	0	0.0	0t	0

2024 NATIONAL FOOTBALL LEAGUE

NFC LEADERS IN RECOVERIES OF FUMBLES BY OPPOSING TEAM

RANK	PLAYER	TEAM	POS	REC	YARDS	AVG	LONG	TD
14t	Russell	TB	ILB	1	0	0.0	0t	0
14t	Smith	MIN	FS	1	0	0.0	0t	0
14t	Stille	TB-ARI	DE	1	0	0.0	0t	0
14t	Thomas	CIN-DET	LB	1	0	0.0	0t	0
14t	Thompson	ARI	DB	1	0	0.0	0t	0
14t	Turner	LAR	DT	1	0	0.0	0t	0
14t	Van Ness	GB	DE	1	0	0.0	0t	0
14t	*Verse	LAR	LB	1	0	0.0	0t	0
14t	Wagner	WAS	MLB	1	0	0.0	0t	0
14t	*Wallace	CAR	LB	1	0	0.0	0t	0
14t	Ji. Ward	MIN	LB	1	2	2.0	2	0
14t	White	ARI	OLB	1	0	0.0	0t	0
14t	Williams	PHI	DT	1	0	0.0	0t	0
14t	Wilson	DAL	DB	1	0	0.0	0t	0
14t	Ma. Wilson	ARI	LB	1	0	0.0	0t	0
14t	Mi. Wilson	ARI	WR	1	0	0.0	0t	0
14t	Winfield	TB	SAF	1	58	58.0	58t	1
14t	Yiadam	SF	CB	1	0	0.0	0t	0

2024 NATIONAL FOOTBALL LEAGUE

NFL LEADING PASSERS

RANK	PLAYER	TEAM	ATT	COMP	COMP%	YDS	YPA	TD	TD%	LONG	INT	INT%	RATING
1	L. Jackson	BAL	321	215	67.0%	2876	8.96	25	7.8%	84t	3	0.9%	117.3
2	Goff	DET	270	197	73.0%	2492	9.23	20	7.4%	70t	9	3.3%	112.1
3	Burrow	CIN	408	274	67.2%	3028	7.42	27	6.6%	70t	4	1.0%	106.9
4	Carr	NO	211	145	68.7%	1742	8.26	13	6.2%	71t	4	1.9%	106.4
5	Mayfield	TB	344	243	70.6%	2505	7.28	24	7.0%	55t	9	2.6%	103.6
6	Herbert	LAC	277	176	63.5%	2186	7.89	13	4.7%	66t	1	0.4%	102.1
7	Hurts	PHI	263	182	69.2%	2197	8.35	12	4.6%	67t	5	1.9%	101.8
8	Tagovailoa	MIA	192	141	73.4%	1443	7.52	9	4.7%	80t	4	2.1%	101.5
9	K. Murray	ARI	276	191	69.2%	2058	7.46	12	4.3%	60t	3	1.1%	100.8
10	Darnold	MIN	293	199	67.9%	2387	8.15	19	6.5%	97t	10	3.4%	100.0
11	*Daniels	WAS	294	202	68.7%	2338	7.95	10	3.4%	66	3	1.0%	99.6
12	Allen	BUF	339	217	64.0%	2543	7.50	18	5.3%	63t	5	1.5%	98.2
13	Cousins	ATL	360	245	68.1%	2807	7.80	17	4.7%	52	9	2.5%	96.6
14	Purdy	SF	306	202	66.0%	2613	8.54	13	4.2%	76t	8	2.6%	95.9
15	Stafford	LAR	349	232	66.5%	2557	7.33	13	3.7%	69t	7	2.0%	92.1
16	Love	GB	257	160	62.3%	2081	8.10	16	6.2%	70t	11	4.3%	90.6
17	Mahomes	KC	344	239	69.5%	2404	6.99	15	4.4%	54t	11	3.2%	90.3
18	*Nix	DEN	357	234	65.5%	2275	6.37	14	3.9%	49	6	1.7%	89.3
19	Rodgers	NYJ	380	241	63.4%	2442	6.43	17	4.5%	57	7	1.8%	88.9
20	G. Smith	SEA	374	258	69.0%	2781	7.44	11	2.9%	71t	11	2.9%	88.1
21	Stroud	HOU	363	230	63.4%	2628	7.24	12	3.3%	67t	7	1.9%	88.0
22	Lawrence	JAX	274	168	61.3%	2004	7.31	11	4.0%	85t	6	2.2%	87.9
23	Prescott	DAL	286	185	64.7%	1978	6.92	11	3.8%	65t	8	2.8%	86.0
24	Minschew	LV	264	178	67.4%	1783	6.75	8	3.0%	57t	9	3.4%	82.3
25	*Ca. Williams	CHI	325	201	61.8%	2016	6.20	9	2.8%	47	5	1.5%	82.3
26	Jones	NYG	341	216	63.3%	2070	6.07	8	2.3%	43	7	2.1%	79.4
27	D. Watson	CLE	216	137	63.4%	1148	5.31	5	2.3%	35	3	1.4%	79.0

2024 NATIONAL FOOTBALL LEAGUE

NFL LEADING PASSERS, RANKS

PLAYER	TEAM	ATT	COMP	COMP%	YDS	YPA	TD	TD%	INT	INT%	RATING
L. Jackson	BAL	13	12	14	2	2	2	1	2t	2	1
Goff	DET	21	17	2	10	1	4	2	20t	24	2
Burrow	CIN	1	1	13	1	15	1	4	6t	3	3
Carr	NO	26	25	8	25	5	12t	7	6t	11	4
Mayfield	TB	8t	4	3	9	18	3	3	20t	20	5
Herbert	LAC	18	22	20	17	9	12t	10	1	1	6
Hurts	PHI	23	20	6	16	4	16t	12	9t	12	7
Tagovailoa	MIA	27	26	1	26	11	23t	11	6t	16	8
K. Murray	ARI	19	18	5	20	13	16t	15	2t	5	9
Darnold	MIN	16	16	11	13	6	5	5	24	26	10
*Daniels	WAS	15	13t	9	14	8	22	21	2t	4	11
Allen	BUF	11	10	19	8	12	6	8	9t	7	12
Cousins	ATL	5	3	10	3	10	7t	9	20t	18	13
Purdy	SF	14	13t	16	6	3	12t	16	18t	19	14
Stafford	LAR	7	8	15	7	16	12t	20	14t	14	15
Love	GB	24	24	25	18	7	9	6	25t	27	16
Mahomes	KC	8t	6	4	12	20	10	14	25t	23	17
*Nix	DEN	6	7	17	15	24	11	18	12t	9	18
Rodgers	NYJ	2	5	22	11	23	7t	13	14t	10	19
G. Smith	SEA	3	2	7	4	14	19t	24	25t	22	20
Stroud	HOU	4	9	23	5	19	16t	22	14t	13	21
Lawrence	JAX	20	23	27	22	17	19t	17	12t	17	22
Prescott	DAL	17	19	18	23	21	19t	19	18t	21	23
Minshew	LV	22	21	12	24	22	27t	23	20t	25	24
*Ca. Williams	CHI	12	15	26	21	25	23t	25	9t	8	25
Jones	NYG	10	11	24	19	26	27t	26	14t	15	26
D. Watson	CLE	25	27	21	31	27	33t	27	2t	6	27

2024 NATIONAL FOOTBALL LEAGUE

NFL FOURTH-QUARTER PASSING LEADERS

RANK	PLAYER	TEAM	ATT	COMP	COMP%	YDS	YPA	TD	TD%	INT	INT%	RATING
1	L. Jackson	BAL	89	57	64.0%	782	8.79	8	9.0%	1	1.1%	117.3
2	Tagovailoa	MIA	41	33	80.5%	320	7.80	2	4.9%	0	0.0%	115.4
3	Flacco	IND	48	31	64.6%	447	9.31	5	10.4%	2	4.2%	112.1
4	*Daniels	WAS	83	60	72.3%	681	8.20	5	6.0%	1	1.2%	111.6
5	Mahomes	KC	70	49	70.0%	532	7.60	5	7.1%	1	1.4%	109.9
6	Fields	PIT	39	23	59.0%	302	7.74	3	7.7%	0	0.0%	109.1
7	Mayfield	TB	100	69	69.0%	665	6.65	7	7.0%	1	1.0%	106.5
8	Hurts	PHI	56	42	75.0%	542	9.68	2	3.6%	2	3.6%	101.9
9	Love	GB	60	37	61.7%	544	9.07	3	5.0%	1	1.7%	101.0
10	Purdy	SF	78	58	74.4%	714	9.15	3	3.8%	3	3.8%	99.0
11	*Nix	DEN	86	61	70.9%	619	7.20	4	4.7%	2	2.3%	97.0
12	Goff	DET	63	42	66.7%	474	7.52	4	6.3%	2	3.2%	96.9
13	Stafford	LAR	91	61	67.0%	692	7.60	3	3.3%	1	1.1%	96.0
14	Allen	BUF	69	40	58.0%	481	6.97	3	4.3%	0	0.0%	93.9
15	Winston	CLE	59	38	64.4%	379	6.42	3	5.1%	1	1.7%	92.4
16	Burrow	CIN	99	59	59.6%	792	8.00	7	7.1%	4	4.0%	91.8
17	Herbert	LAC	57	32	56.1%	411	7.21	2	3.5%	0	0.0%	90.6
18	*Maye	NE	65	41	63.1%	440	6.77	4	6.2%	2	3.1%	90.5
19	K. Murray	ARI	72	47	65.3%	504	7.00	1	1.4%	0	0.0%	90.3
20	*Ca. Williams	CHI	93	62	66.7%	579	6.23	3	3.2%	1	1.1%	89.9
21	Rodgers	NYJ	109	73	67.0%	687	6.30	4	3.7%	2	1.8%	88.7
22	D. Watson	CLE	58	39	67.2%	335	5.78	2	3.4%	1	1.7%	86.5
23	Prescott	DAL	75	41	54.7%	486	6.48	6	8.0%	3	4.0%	84.6
24	Carr	NO	52	30	57.7%	308	5.92	4	7.7%	2	3.8%	84.5
25	Minschew	LV	88	61	69.3%	590	6.70	4	4.5%	4	4.5%	84.0
26	Richardson	IND	55	28	50.9%	475	8.64	3	5.5%	2	3.6%	83.5
27	G. Smith	SEA	125	84	67.2%	816	6.53	4	3.2%	4	3.2%	82.6
28	Haener	NO	27	13	48.1%	172	6.37	1	3.7%	0	0.0%	81.1
29	Stroud	HOU	82	51	62.2%	510	6.22	2	2.4%	2	2.4%	77.8
30	Lawrence	JAX	83	46	55.4%	515	6.20	3	3.6%	2	2.4%	76.1
31	Brissett	NE	51	28	54.9%	308	6.04	0	0.0%	0	0.0%	73.0
32	Darnold	MIN	58	30	51.7%	418	7.21	2	3.4%	2	3.4%	72.3
33	Rush	DAL	55	33	60.0%	282	5.13	1	1.8%	1	1.8%	71.9
34	O'Connell	LV	45	27	60.0%	245	5.44	2	4.4%	2	4.4%	71.1
35	Rudolph	TEN	26	16	61.5%	112	4.31	1	3.8%	1	3.8%	68.1
36	Jones	NYG	119	68	57.1%	606	5.09	2	1.7%	4	3.4%	62.5
37	Cousins	ATL	92	55	59.8%	559	6.08	2	2.2%	5	5.4%	61.8
38	Young	CAR	60	33	55.0%	319	5.32	1	1.7%	2	3.3%	61.7
39	*Rattler	NO	27	17	63.0%	116	4.30	0	0.0%	2	7.4%	41.6
40	Dalton	CAR	32	17	53.1%	135	4.22	0	0.0%	2	6.3%	37.9
41	Levis	TEN	59	33	55.9%	249	4.22	1	1.7%	5	8.5%	36.6

2024 NATIONAL FOOTBALL LEAGUE

NFL THIRD-DOWN PASSING LEADERS

RANK	PLAYER	TEAM	ATT	COMP	COMP%	YDS	YPA	TD	TD%	INT	INT%	RATING
1	Goff	DET	66	45	68.2%	599	9.08	6	9.1%	0	0.0%	127.0
2	Carr	NO	60	42	70.0%	529	8.82	5	8.3%	0	0.0%	124.9
3	L. Jackson	BAL	79	48	60.8%	644	8.15	7	8.9%	0	0.0%	116.2
4	Mahomes	KC	87	60	69.0%	689	7.92	7	8.0%	1	1.1%	114.6
5	Herbert	LAC	80	48	60.0%	587	7.34	7	8.8%	0	0.0%	111.8
6	Burrow	CIN	103	63	61.2%	749	7.27	10	9.7%	1	1.0%	111.7
7	Cousins	ATL	91	61	67.0%	667	7.33	5	5.5%	0	0.0%	106.8
8	Mayfield	TB	85	56	65.9%	643	7.56	6	7.1%	3	3.5%	97.3
9	Purdy	SF	85	52	61.2%	587	6.91	6	7.1%	2	2.4%	95.6
10	Allen	BUF	91	48	52.7%	672	7.38	6	6.6%	1	1.1%	94.2
11	Fields	PIT	49	29	59.2%	343	7.00	2	4.1%	0	0.0%	94.2
12	K. Murray	ARI	58	34	58.6%	347	5.98	3	5.2%	0	0.0%	93.1
13	*Nix	DEN	104	65	62.5%	679	6.53	6	5.8%	2	1.9%	92.6
14	Stroud	HOU	108	68	63.0%	830	7.69	3	2.8%	1	0.9%	92.0
15	Tagovailoa	MIA	54	39	72.2%	478	8.85	1	1.9%	2	3.7%	89.9
16	Rodgers	NYJ	100	57	57.0%	707	7.07	7	7.0%	4	4.0%	85.7
17	*Daniels	WAS	81	46	56.8%	644	7.95	2	2.5%	1	1.2%	85.6
18	Jones	NYG	92	59	64.1%	586	6.37	3	3.3%	2	2.2%	83.9
19	Darnold	MIN	82	47	57.3%	558	6.80	5	6.1%	3	3.7%	83.3
20	Prescott	DAL	68	41	60.3%	525	7.72	2	2.9%	2	2.9%	82.0
21	Hurts	PHI	68	41	60.3%	533	7.84	3	4.4%	3	4.4%	81.3
22	Lawrence	JAX	68	32	47.1%	338	4.97	4	5.9%	1	1.5%	75.5
23	G. Smith	SEA	87	54	62.1%	646	7.43	2	2.3%	5	5.7%	68.5
24	Love	GB	59	27	45.8%	311	5.27	6	10.2%	4	6.8%	67.8
25	*Ca. Williams	CHI	85	46	54.1%	479	5.64	2	2.4%	3	3.5%	63.8
26	Stafford	LAR	73	38	52.1%	416	5.70	2	2.7%	3	4.1%	61.2
27	Brissett	NE	53	29	54.7%	255	4.81	0	0.0%	1	1.9%	59.9
28	Minschew	LV	71	42	59.2%	379	5.34	3	4.2%	5	7.0%	58.4

2024 NATIONAL FOOTBALL LEAGUE

NFL LEADING RUSHERS

RANK	PLAYER	TEAM	ATT	YDS	AVG	LONG	TD
1	Henry	BAL	197	1185	6.0	87t	13
2	Barkley	PHI	197	1137	5.8	65t	8
3	Jacobs	GB	176	838	4.8	38t	4
4	Hubbard	CAR	161	818	5.1	38t	6
5	Gibbs	DET	133	796	6.0	70t	8
6	Robinson	ATL	167	783	4.7	37t	6
7	Kamara	NO	183	782	4.3	24	6
8	Mixon	HOU	171	764	4.5	59	10
9	K. Williams	LAR	191	750	3.9	30	8
10	Dobbins	LAC	152	726	4.8	61	8
11	Harris	PIT	175	708	4.0	36t	3
12	Mason	SF	137	703	5.1	38	3
13	Conner	ARI	159	697	4.4	22	5
14	A. Jones	MIN	157	692	4.4	39	2
15	Pollard	TEN	160	681	4.3	41	3
16	Taylor	IND	150	673	4.5	58	5
17	Swift	CHI	155	635	4.1	56t	5
18	Hall	NYJ	152	632	4.2	42	4
19	C. Brown	CIN	140	607	4.3	30t	5
20	Cook	BUF	137	596	4.4	49t	10
21	Montgomery	DET	137	595	4.3	21	10
22	Stevenson	NE	154	585	3.8	33t	6
23	L. Jackson (QB)	BAL	95	584	6.1	33	2
24	*Tracy	NYG	107	545	5.1	45t	3
25	Achane	MIA	122	530	4.3	47	3
26	Robinson	WAS	117	524	4.5	40	7
27	Bigsby	JAX	95	519	5.5	65t	4
28	Hunt	KC	139	509	3.7	17	5
29	*Irving	TB	96	492	5.1	32	4
30	*Daniels (QB)	WAS	92	482	5.2	46	4
31	Walker	SEA	113	452	4.0	28	7
32	Williams	DEN	112	447	4.0	20	3
33	Allgeier	ATL	85	429	5.0	24	2
34	Hurts (QB)	PHI	103	417	4.0	24	11
35	Dowdle	DAL	93	402	4.3	19	0
36	K. Murray (QB)	ARI	46	371	8.1	50t	4
37	Ekeler	WAS	65	333	5.1	50	4
38	Etienne	JAX	82	325	4.0	22	2
39	Singleton	NYG	78	323	4.1	43	2
40	Mattison	LV	97	320	3.3	24	3
41	Allen (QB)	BUF	67	316	4.7	26t	5
42t	White	TB	80	306	3.8	56	1
42t	*Ca. Williams (QB)	CHI	49	306	6.2	24	0
44	*Nix (QB)	DEN	63	295	4.7	32	4
45	Gibson	NE	66	280	4.2	45	0
46t	*Davis	BUF	69	279	4.0	22	2
46t	J. Ford	CLE	57	279	4.9	36	1
48	Richardson (QB)	IND	51	274	5.4	26	3
49	Em. Wilson	GB	57	271	4.8	19	1
50	Hill (TE)	NO	34	268	7.9	75t	6

2024 NATIONAL FOOTBALL LEAGUE

NFL THIRD-AND-ONE RUSHING LEADERS

RANK	PLAYER	TEAM	ATT	FD	PCT
1t	*Allen	NYJ	8	8	100.0%
1t	Jones (QB)	NYG	8	8	100.0%
1t	Darnold (QB)	MIN	6	6	100.0%
1t	Achane	MIA	4	4	100.0%
1t	Burrow (QB)	CIN	4	4	100.0%
1t	*Daniels (QB)	WAS	4	4	100.0%
1t	C. Brown	CIN	3	3	100.0%
1t	Charbonnet	SEA	3	3	100.0%
1t	Fields (QB)	PIT	3	3	100.0%
1t	Hill	BAL	3	3	100.0%
1t	Hill (TE)	NO	3	3	100.0%
1t	L. Jackson (QB)	BAL	3	3	100.0%
1t	R. Johnson	CHI	3	3	100.0%
1t	Mixon	HOU	3	3	100.0%
15	K. Williams	LAR	9	8	88.9%
16t	Dobbins	LAC	7	6	85.7%
16t	Hubbard	CAR	7	6	85.7%
16t	Robinson	ATL	7	6	85.7%
19	Henry	BAL	6	5	83.3%
20t	Allen (QB)	BUF	5	4	80.0%
20t	Hunt	KC	5	4	80.0%
20t	Levis (QB)	TEN	5	4	80.0%
23	Hurts (QB)	PHI	14	11	78.6%
24t	Montgomery	DET	8	6	75.0%
24t	Harris	PIT	4	3	75.0%
24t	Jacobs	GB	4	3	75.0%
27t	*Nix (QB)	DEN	7	5	71.4%
27t	Robinson	WAS	7	5	71.4%
29t	Kamara	NO	6	4	66.7%
29t	*Steele	KC	6	4	66.7%
31t	Conner	ARI	5	3	60.0%
31t	Haskins	LAC	5	3	60.0%
31t	Moss	CIN	5	3	60.0%
34t	Hall	NYJ	7	4	57.1%
34t	A. Jones	MIN	7	4	57.1%
36t	Taylor	IND	8	4	50.0%
36t	Ingold	MIA	6	3	50.0%

2024 NATIONAL FOOTBALL LEAGUE

NFL LEADERS IN RECEPTIONS

RANK	PLAYER	TEAM	REC	YDS	AVG	LONG	TD
1	Chase	CIN	73	1056	14.5	70t	12
2	*Bowers (TE)	LV	70	706	10.1	57t	3
3	Wilson	NYJ	69	722	10.5	35	5
4	Lamb	DAL	67	774	11.6	65t	4
5	St. Brown	DET	65	685	10.5	35t	9
6	Kelce (TE)	KC	62	507	8.2	38	2
7t	D. London	ATL	61	710	11.6	31	6
7t	*Nabers	NYG	61	607	10.0	39	3
9	Smith-Njigba	SEA	60	678	11.3	46	3
10	Jefferson	MIN	59	912	15.5	97t	5
11t	Shakir	BUF	56	599	10.7	52	2
11t	Robinson	NYG	56	394	7.0	23	2
13	Kamara (RB)	NO	55	443	8.1	57t	1
14	Flowers	BAL	52	727	14.0	53t	4
15t	Godwin	TB	50	576	11.5	55t	5
15t	Downs	IND	50	567	11.3	69t	4
17t	Sutton	DEN	49	647	13.2	37	3
17t	McBride (TE)	ARI	49	552	11.3	37	0
17t	Otton (TE)	TB	49	456	9.3	29	4
20t	Pickens	PIT	48	728	15.2	44	2
20t	McLaurin	WAS	48	721	15.0	66	6
20t	Mooney	ATL	48	711	14.8	41t	5
23t	Diggs	HOU	47	496	10.6	49	3
23t	Kupp	LAR	47	488	10.4	69t	4
23t	D. Moore	CHI	47	460	9.8	44	3
26t	Henry (TE)	NE	46	491	10.7	35	1
26t	Hall (RB)	NYJ	46	401	8.7	57	2
26t	Achane (RB)	MIA	46	349	7.6	39	3
29	Robinson (RB)	ATL	45	359	8.0	29	1
30t	T. Hill	MIA	44	523	11.9	80t	3
30t	D. Adams	LV-NYJ	44	487	11.1	37t	2
30t	Douglas	NE	44	415	9.4	35t	1
33t	*McConkey	LAC	43	615	14.3	60t	4
33t	Kittle (TE)	SF	43	560	13.0	43	7
33t	Meyers	LV	43	458	10.7	33	2
33t	Ertz (TE)	WAS	43	428	10.0	24	2
33t	Ferguson (TE)	DAL	43	369	8.6	27	0
38t	*B. Thomas	JAX	42	689	16.4	85t	5
38t	Metcalf	SEA	42	638	15.2	71t	3
38t	Jennings	SF	42	588	14.0	45	4
41t	D. Smith	PHI	41	516	12.6	46	4
41t	McCloud	ATL	41	381	9.3	22	1
43t	Jeudy	CLE	39	560	14.4	89t	2
43t	Dell	HOU	39	448	11.5	50	2
43t	J. Smith (TE)	MIA	39	448	11.5	57t	3
43t	Njoku (TE)	CLE	39	336	8.6	29	2
43t	Moore	CLE	39	315	8.1	30t	1
48t	Reed	GB	38	643	16.9	70t	4
48t	Higgins	CIN	38	489	12.9	42t	4
50t	Dissly (TE)	LAC	37	352	9.5	29t	1
50t	White (RB)	TB	37	291	7.9	32	4

2024 NATIONAL FOOTBALL LEAGUE

NFL RECEIVING YARDAGE LEADERS

RANK	PLAYER	TEAM	YDS	REC	AVG	LONG	TD
1	Chase	CIN	1056	73	14.5	70t	12
2	Jefferson	MIN	912	59	15.5	97t	5
3	Lamb	DAL	774	67	11.6	65t	4
4	Pickens	PIT	728	48	15.2	44	2
5	Flowers	BAL	727	52	14.0	53t	4
6	Wilson	NYJ	722	69	10.5	35	5
7	McLaurin	WAS	721	48	15.0	66	6
8	Mooney	ATL	711	48	14.8	41t	5
9	D. London	ATL	710	61	11.6	31	6
10	*Bowers (TE)	LV	706	70	10.1	57t	3
11	*B. Thomas	JAX	689	42	16.4	85t	5
12	St. Brown	DET	685	65	10.5	35t	9
13	Smith-Njigba	SEA	678	60	11.3	46	3
14	Sutton	DEN	647	49	13.2	37	3
15	Reed	GB	643	38	16.9	70t	4
16	Metcalf	SEA	638	42	15.2	71t	3
17	Collins	HOU	621	36	17.3	67t	3
18	A. Brown	PHI	618	33	18.7	67t	3
19	*McConkey	LAC	615	43	14.3	60t	4
20	*Nabers	NYG	607	61	10.0	39	3
21	Shakir	BUF	599	56	10.7	52	2
22	Pierce	IND	590	26	22.7	65t	4
23	Jennings	SF	588	42	14.0	45	4
24	Godwin	TB	576	50	11.5	55t	5
25	Downs	IND	567	50	11.3	69t	4
26t	Jeady	CLE	560	39	14.4	89t	2
26t	Kittle (TE)	SF	560	43	13.0	43	7
28	McBride (TE)	ARI	552	49	11.3	37	0
29	Ridley	TEN	541	36	15.0	47	3
30	J. Williams	DET	538	24	22.4	70t	4
31	Bateman	BAL	531	33	16.1	59	4
32	T. Hill	MIA	523	44	11.9	80t	3
33	D. Smith	PHI	516	41	12.6	46	4
34	Kelce (TE)	KC	507	62	8.2	38	2
35	*Harrison	ARI	499	33	15.1	60t	6
36	Diggs	HOU	496	47	10.6	49	3
37	Pitts (TE)	ATL	494	35	14.1	52	3
38	Henry (TE)	NE	491	46	10.7	35	1
39	Samuel	SF	490	33	14.8	76t	1
40	Higgins	CIN	489	38	12.9	42t	4
41	Kupp	LAR	488	47	10.4	69t	4
42	D. Adams	LV-NYJ	487	44	11.1	37t	2
43	*Odunze	CHI	479	34	14.1	47	1
44	Lockett	SEA	475	36	13.2	37	2
45	Slayton	NYG	469	32	14.7	43	1
46	D. Moore	CHI	460	47	9.8	44	3
47	Meyers	LV	458	43	10.7	33	2
48	Otton (TE)	TB	456	49	9.3	29	4
49t	Dell	HOU	448	39	11.5	50	2
49t	J. Smith (TE)	MIA	448	39	11.5	57t	3

2024 NATIONAL FOOTBALL LEAGUE

NFL THIRD-DOWN RECEIVING LEADERS

RANK	PLAYER	TEAM	REC	YDS	AVG	LONG	TD
1	Robinson	NYG	21	157	7.5	15	1
2	Pickens	PIT	19	237	12.5	37	0
3t	Sutton	DEN	18	304	16.9	33	2
3t	*Nabers	NYG	18	240	13.3	39	2
3t	Wilson	NYJ	18	209	11.6	26t	2
3t	Kelce (TE)	KC	18	203	11.3	38	1
7t	St. Brown	DET	17	205	12.1	27t	3
7t	Jennings	SF	17	168	9.9	31t	2
9t	Shakir	BUF	16	259	16.2	52	1
9t	Godwin	TB	16	197	12.3	24	0
9t	Smith-Njigba	SEA	16	188	11.8	24	0
9t	Moore	CLE	16	134	8.4	22	0
13t	Chase	CIN	15	206	13.7	63t	2
13t	Downs	IND	15	190	12.7	31	1
13t	Dell	HOU	15	183	12.2	31	0
13t	Henry (TE)	NE	15	176	11.7	32	0
13t	*Bowers (TE)	LV	15	166	11.1	27	1
13t	Otton (TE)	TB	15	157	10.5	29	2
19	Kittle (TE)	SF	14	173	12.4	41	4
20t	Collins	HOU	13	188	14.5	34	1
20t	*McConkey	LAC	13	151	11.6	19	2
20t	Diggs	HOU	13	127	9.8	21	1
20t	Lamb	DAL	13	125	9.6	27	0
24t	McLaurin	WAS	12	255	21.3	66	2
24t	Jefferson	MIN	12	192	16.0	41	2
24t	Mooney	ATL	12	153	12.8	30t	2
24t	Gesicki (TE)	CIN	12	150	12.5	47t	1
24t	Douglas	NE	12	144	12.0	35t	1
24t	Hill (RB)	BAL	12	142	11.8	24	0
24t	J. Smith (TE)	MIA	12	130	10.8	33	1
24t	D. London	ATL	12	127	10.6	18	3
32t	Waddle	MIA	11	153	13.9	36	0
32t	McCloud	ATL	11	127	11.5	22	0
32t	Slayton	NYG	11	124	11.3	36	0
32t	T. Hill	MIA	11	120	10.9	30	1
32t	Ferguson (TE)	DAL	11	82	7.5	24	0
32t	M. Sanders (RB)	CAR	11	53	4.8	12	0
38t	Johnston	LAC	10	179	17.9	66t	4
38t	Higgins	CIN	10	136	13.6	25t	3
38t	Meyers	LV	10	110	11.0	21	0
38t	Bateman	BAL	10	105	10.5	16t	2
38t	Pitts (TE)	ATL	10	105	10.5	23	0
38t	Freiermuth (TE)	PIT	10	99	9.9	21	2
38t	Ertz (TE)	WAS	10	93	9.3	21	0
38t	Williams (RB)	DEN	10	89	8.9	34	0
38t	Tucker	LV	10	77	7.7	14	0
47t	Lazard	NYJ	9	150	16.7	36t	2
47t	*Odonze	CHI	9	149	16.6	44	0
47t	A. Brown	PHI	9	127	14.1	22t	1
47t	Perine (RB)	KC	9	127	14.1	35	1
47t	Ogunbowale (RB)	HOU	9	126	14.0	31	0
47t	Ridley	TEN	9	126	14.0	22	0
47t	Robinson (RB)	ATL	9	94	10.4	26	0
47t	*Vele	DEN	9	86	9.6	20	1
47t	Kmet (TE)	CHI	9	76	8.4	25	0

2024 NATIONAL FOOTBALL LEAGUE

NFL THIRD-DOWN RECEIVING LEADERS

RANK	PLAYER	TEAM	REC	YDS	AVG	LONG	TD
47t	D. Moore	CHI	9	74	8.2	19	1
47t	White (RB)	TB	9	71	7.9	22	0
47t	Kamara (RB)	NO	9	67	7.4	20	0

2024 NATIONAL FOOTBALL LEAGUE

NFL LEADING SCORERS (NON-KICKING)

RANK	PLAYER	TEAM	POS	TOUCHDOWNS				X2	PTS
				TOTAL	RUSH	REC	RET		
1	Henry	BAL	RB	15	13	2	0	0	90
2	Chase	CIN	WR	12	0	12	0	0	72
3t	Cook	BUF	RB	11	10	1	0	0	66
3t	Hurts	PHI	QB	11	11	0	0	0	66
3t	Mixon	HOU	RB	11	10	1	0	0	66
6	Barkley	PHI	RB	10	8	2	0	2	64
7t	Montgomery	DET	RB	10	10	0	0	0	60
7t	K. Williams	LAR	RB	10	8	2	0	0	60
9t	Gibbs	DET	RB	9	8	1	0	0	54
9t	St. Brown	DET	WR	9	0	9	0	0	54
11t	Dobbins	LAC	RB	8	8	0	0	0	48
11t	Walker	SEA	RB	8	7	1	0	0	48
13t	C. Brown	CIN	RB	7	5	2	0	1	44
13t	Stevenson	NE	RB	7	6	1	0	1	44
15t	Hubbard	CAR	RB	7	6	1	0	0	42
15t	Kamara	NO	RB	7	6	1	0	0	42
15t	Kittle	SF	TE	7	0	7	0	0	42
15t	Robinson	ATL	RB	7	6	1	0	0	42
15t	Robinson	WAS	RB	7	7	0	0	0	42
20t	Achane	MIA	RB	6	3	3	0	0	36
20t	Evans	TB	WR	6	0	6	0	0	36
20t	Hall	NYJ	RB	6	4	2	0	0	36
20t	*Harrison	ARI	WR	6	0	6	0	0	36
20t	Hill	NO	TE	6	6	0	0	0	36
20t	Johnston	LAC	WR	6	0	6	0	0	36
20t	D. London	ATL	WR	6	0	6	0	0	36
20t	McLaurin	WAS	WR	6	0	6	0	0	36
20t	*Worthy	KC	WR	6	2	4	0	0	36
29t	Conner	ARI	RB	5	5	0	0	2	34
29t	*B. Thomas	JAX	WR	5	0	5	0	2	34
31t	Kraft	GB	TE	5	0	5	0	1	32
31t	Swift	CHI	RB	5	5	0	0	1	32
31t	Wilson	NYJ	WR	5	0	5	0	1	32
34t	Allen	BUF	QB	5	5	0	0	0	30
34t	Andrews	BAL	TE	5	0	5	0	0	30
34t	Charbonnet	SEA	RB	5	4	1	0	0	30
34t	Fields	PIT	QB	5	5	0	0	0	30
34t	Godwin	TB	WR	5	0	5	0	0	30
34t	Hunt	KC	RB	5	5	0	0	0	30
34t	Jacobs	GB	RB	5	4	1	0	0	30
34t	Jefferson	MIN	WR	5	0	5	0	0	30
34t	R. Johnson	CHI	RB	5	5	0	0	0	30
34t	Lazard	NYJ	WR	5	0	5	0	0	30
34t	Mooney	ATL	WR	5	0	5	0	0	30
34t	*Nix	DEN	QB	5	4	1	0	0	30
34t	Reed	GB	WR	5	1	4	0	0	30

2024 NATIONAL FOOTBALL LEAGUE

NFL LEADING SCORERS (NON-KICKING)

RANK	PLAYER	TEAM	POS	TOUCHDOWNS				X2	PTS
				TOTAL	RUSH	REC	RET		
34t	Robinson	LAR	WR	5	0	5	0	0	30
34t	Taylor	IND	RB	5	5	0	0	0	30
34t	Westbrook-Ikhine	TEN	WR	5	0	5	0	0	30
34t	White	TB	RB	5	1	4	0	0	30

2024 NATIONAL FOOTBALL LEAGUE

NFL LEADING SCORERS (KICKING)

RANK	PLAYER	TEAM	PAT	FG	FG%	LONG	PTS
1	Boswell	PIT	20/20	29/30	96.7%	57	107
2	Fairbairn	HOU	24/24	26/31	83.9%	59	102
3	Seibert	WAS	22/22	25/27	92.6%	55	97
4	Bass	BUF	33/37	19/22	86.4%	61	90
5	Tucker	BAL	38/39	16/22	72.7%	56	86
6	Bates	DET	39/40	15/15	100.0%	58	84
7	Aubrey	DAL	14/14	23/26	88.5%	65	83
8	Dicker	LAC	19/22	21/23	91.3%	59	82
9	Lutz	DEN	24/24	19/22	86.4%	52	81
10t	Grupe	NO	26/28	18/19	94.7%	57	80
10t	Koo	ATL	23/23	19/26	73.1%	58	80
12t	Gay	IND	20/20	19/22	86.4%	56	77
12t	McLaughlin	TB	29/30	16/17	94.1%	56	77
12t	McPherson	CIN	32/33	15/21	71.4%	56	77
15	Butker	KC	21/22	18/20	90.0%	53	75
16	Sanders	MIA	16/16	19/23	82.6%	56	73
17	Slye	NE	15/16	19/22	86.4%	63	72
18	Carlson	LV	15/15	18/20	90.0%	54	69
19t	Elliott	PHI	25/26	14/19	73.7%	49	67
19t	*Karty	LAR	19/21	16/20	80.0%	55	67
19t	Moody	SF	16/16	17/21	81.0%	53	67
22	Myers	SEA	24/25	14/17	82.4%	59	66
23	*Reichard	MIN	23/23	14/16	87.5%	58	65
24	*C. Little	JAX	19/19	15/16	93.8%	59	64
25	Folk	TEN	18/18	14/15	93.3%	53	60
26	Santos	CHI	16/17	14/17	82.4%	54	58
27	Pineiro	CAR	17/17	12/13	92.3%	53	53
28t	Hopkins	CLE	10/12	14/20	70.0%	56	52
28t	*Narveson	GB	16/16	12/17	70.6%	47	52
30	Ryland	ARI	13/13	11/12	91.7%	57	46
31	Joseph	DET-NYG	6/6	13/16	81.3%	52	45
32	Zuerlein	NYJ	13/14	9/15	60.0%	40	40
33	Prater	ARI	10/10	6/6	100.0%	57	28
34	Carlson	SF-NYJ	6/7	7/7	100.0%	58	27
35	McManus	GB	8/8	6/7	85.7%	45	26
36	Romo	MIN	2/3	5/5	100.0%	45	17
37	Gonzalez	WAS	4/4	3/3	100.0%	48	13
38t	*Shrader	IND-NYJ-KC	6/6	2/2	100.0%	45	12
38t	Wright	SF	3/3	3/3	100.0%	41	12
40	Gano	NYG	2/2	3/4	75.0%	50	11
41	*McAtamney	NYG	1/1	1/1	100.0%	31	4
42t	Patterson	NYJ	3/3	0/0	---	---	3
42t	Wishnowsky	SF	0/0	1/1	100.0%	26	3
44	York	WAS	2/2	0/2	0.0%	---	2
45	Gillan	NYG	0/1	0/0	---	---	0

2024 NATIONAL FOOTBALL LEAGUE

2024 NATIONAL FOOTBALL LEAGUE

NFL TOUCHBACKS ON KICKOFFS

RANK	PLAYER	TEAM	TB
1	Bass	BUF	54
2t	Bates	DET	52
2t	Tucker	BAL	52
4	McPherson	CIN	50
5	Mann	PHI	42
6t	Gay	IND	41
6t	C. Little	JAX	41
8t	Evans	LAR	40
8t	Reichard	MIN	40
10	Butker	KC	39
11t	Dicker	LAC	36
11t	Lutz	DEN	36
13t	Boswell	PIT	35
13t	Fairbairn	HOU	35
15	Sanders	MIA	34
16	Slye	NE	32
17	Moody	SF	31
18	Folk	TEN	30
19t	Gill	TB	29
19t	Pinion	ATL	29
21	Zuerlein	NYJ	28
22	Myers	SEA	27
23	Santos	CHI	26
24	Ryland	ARI	25
25	Carlson	LV	24
26	Joseph	DET-NYG	23
27	Hopkins	CLE	21
28	Aubrey	DAL	19
29	Camarda	TB	18
30t	Narveson	GB	17
30t	Prater	ARI	17
32t	Grupe	NO	16
32t	Pineiro	CAR	16
34	Seibert	WAS	14
35	Shrader	IND-NYJ-KC	11
36	McManus	GB	10
37	Romo	MIN	8
38t	Gano	NYG	5
38t	Karty	LAR	5
38t	Koo	ATL	5
41t	Carlson	SF-NYJ	4
41t	McAtamney	NYG	4
43t	Gillan	NYG	2
43t	Gonzalez	WAS	2
45t	Elliott	PHI	1
45t	Wright	SF	1
45t	York	WAS	1

2024 NATIONAL FOOTBALL LEAGUE

NFL MOST YARDS FROM SCRIMMAGE

RANK	PLAYER	TEAM	POS	TOTAL			RUSHING			RECEIVING		
				YDS	PLAYS	AVG	YDS	ATT	AVG	YDS	ATT	AVG
1	Barkley	PHI	RB	1347	220	6.1	1137	197	5.8	210	23	9.1
2	Henry	BAL	RB	1281	207	6.2	1185	197	6.0	96	10	9.6
3	Kamara	NO	RB	1225	238	5.1	782	183	4.3	443	55	8.1
4	Robinson	ATL	RB	1142	212	5.4	783	167	4.7	359	45	8.0
5	Chase	CIN	WR	1067	74	14.4	11	1	11.0	1056	73	14.5
6	Gibbs	DET	RB	1052	156	6.7	796	133	6.0	256	23	11.1
7	Hall	NYJ	RB	1033	198	5.2	632	152	4.2	401	46	8.7
8	Jacobs	GB	RB	1024	199	5.1	838	176	4.8	186	23	8.1
9	Mixon	HOU	RB	967	189	5.1	764	171	4.5	203	18	11.3
10	A. Jones	MIN	RB	954	186	5.1	692	157	4.4	262	29	9.0
11	Conner	ARI	RB	944	183	5.2	697	159	4.4	247	24	10.3
12	Hubbard	CAR	RB	942	191	4.9	818	161	5.1	124	30	4.1
13	Jefferson	MIN	WR	915	60	15.3	3	1	3.0	912	59	15.5
14	Harris	PIT	RB	890	196	4.5	708	175	4.0	182	21	8.7
15	K. Williams	LAR	RB	886	216	4.1	750	191	3.9	136	25	5.4
16	Achane	MIA	RB	879	168	5.2	530	122	4.3	349	46	7.6
17	Swift	CHI	RB	878	183	4.8	635	155	4.1	243	28	8.7
18	Pollard	TEN	RB	849	190	4.5	681	160	4.3	168	30	5.6
19	Lamb	DAL	WR	842	79	10.7	68	12	5.7	774	67	11.6
20	Dobbins	LAC	RB	841	177	4.8	726	152	4.8	115	25	4.6
21	C. Brown	CIN	RB	814	175	4.7	607	140	4.3	207	35	5.9
22	Montgomery	DET	RB	800	158	5.1	595	137	4.3	205	21	9.8
23	Mason	SF	RB	789	147	5.4	703	137	5.1	86	10	8.6
24	Taylor	IND	RB	784	163	4.8	673	150	4.5	111	13	8.5
25	Cook	BUF	RB	778	162	4.8	596	137	4.4	182	25	7.3
26	Flowers	BAL	WR	774	58	13.3	47	6	7.8	727	52	14.0
27	Reed	GB	WR	748	50	15.0	105	12	8.8	643	38	16.9
28	Wilson	NYJ	WR	727	70	10.4	5	1	5.0	722	69	10.5
29	McLaurin	WAS	WR	723	50	14.5	2	2	1.0	721	48	15.0
30	Pickens	PIT	WR	722	50	14.4	-6	2	-3.0	728	48	15.2
31	*Bowers	LV	TE	715	72	9.9	9	2	4.5	706	70	10.1
32	Mooney	ATL	WR	711	48	14.8	0	0	---	711	48	14.8
33	D. London	ATL	WR	710	61	11.6	0	0	---	710	61	11.6
34	*B. Thomas	JAX	WR	708	46	15.4	19	4	4.8	689	42	16.4
35	Stevenson	NE	RB	703	182	3.9	585	154	3.8	118	28	4.2
36	Williams	DEN	RB	697	147	4.7	447	112	4.0	250	35	7.1
37	Smith-Njigba	SEA	WR	686	61	11.2	8	1	8.0	678	60	11.3
38	St. Brown	DET	WR	681	66	10.3	-4	1	-4.0	685	65	10.5
39	*Irving	TB	RB	680	122	5.6	492	96	5.1	188	26	7.2
40	Ekeler	WAS	RB	677	96	7.1	333	65	5.1	344	31	11.1
41	Walker	SEA	RB	674	145	4.6	452	113	4.0	222	32	6.9
42	*Tracy	NYG	RB	662	125	5.3	545	107	5.1	117	18	6.5
43	Sutton	DEN	WR	647	49	13.2	0	0	---	647	49	13.2
44	Metcalf	SEA	WR	638	42	15.2	0	0	---	638	42	15.2
45	Hunt	KC	RB	625	153	4.1	509	139	3.7	116	14	8.3
46	Collins	HOU	WR	621	36	17.3	0	0	---	621	36	17.3
47	A. Brown	PHI	WR	618	33	18.7	0	0	---	618	33	18.7
48	*McConkey	LAC	WR	615	43	14.3	0	0	---	615	43	14.3
49	Robinson	WAS	RB	612	127	4.8	524	117	4.5	88	10	8.8
50	*Nabers	NYG	WR	605	65	9.3	-2	4	-0.5	607	61	10.0

2024 NATIONAL FOOTBALL LEAGUE

NFL LEADERS IN FIRST DOWNS

RANK	PLAYER	TEAM	POS	TOTAL	RUSH	REC
1	Kamara	NO	RB	59	45	14
2t	Barkley	PHI	RB	56	46	10
2t	Henry	BAL	RB	56	51	5
2t	K. Williams	LAR	RB	56	50	6
5	Robinson	ATL	RB	55	38	17
6	Conner	ARI	RB	54	46	8
7t	Chase	CIN	WR	48	1	47
7t	Jacobs	GB	RB	48	39	9
7t	Montgomery	DET	RB	48	41	7
10	Hubbard	CAR	RB	47	40	7
11t	Gibbs	DET	RB	46	34	12
11t	Mixon	HOU	RB	46	37	9
13	Hurts	PHI	QB	44	44	0
14t	Dobbins	LAC	RB	43	37	6
14t	St. Brown	DET	WR	43	0	43
16t	Cook	BUF	RB	42	33	9
16t	Harris	PIT	RB	42	35	7
18t	Achane	MIA	RB	41	24	17
18t	Wilson	NYJ	WR	41	1	40
20t	Jefferson	MIN	WR	40	0	40
20t	Taylor	IND	RB	40	34	6
22t	*Bowers	LV	TE	39	1	38
22t	Hall	NYJ	RB	39	27	12
22t	A. Jones	MIN	RB	39	28	11
22t	D. London	ATL	WR	39	0	39
22t	Pollard	TEN	RB	39	32	7
27	Lamb	DAL	WR	38	4	34
28t	C. Brown	CIN	RB	37	25	12
28t	Mason	SF	RB	37	31	6
28t	Walker	SEA	RB	37	22	15
31	McLaurin	WAS	WR	36	0	36
32t	Flowers	BAL	WR	35	1	34
32t	*Nabers	NYG	WR	35	1	34
32t	Williams	DEN	RB	35	25	10
35t	Hunt	KC	RB	34	27	7
35t	Mooney	ATL	WR	34	0	34
35t	Smith-Njigba	SEA	WR	34	1	33
38t	Godwin	TB	WR	33	1	32
38t	*Irving	TB	RB	33	26	7
38t	Robinson	WAS	RB	33	31	2
38t	Stevenson	NE	RB	33	29	4
38t	Swift	CHI	RB	33	26	7
43t	Diggs	HOU	WR	32	1	31
43t	Dowdle	DAL	RB	32	22	10
43t	Sutton	DEN	WR	32	0	32
46t	Downs	IND	WR	31	1	30
46t	*McConkey	LAC	WR	31	0	31
46t	*B. Thomas	JAX	WR	31	1	30
49t	Allen	BUF	QB	30	30	0
49t	*Daniels	WAS	QB	30	30	0
49t	Ekeler	WAS	RB	30	17	13
49t	L. Jackson	BAL	QB	30	30	0
49t	Jennings	SF	WR	30	0	30
49t	Mattison	LV	RB	30	20	10
49t	Pickens	PIT	WR	30	0	30

2024 NATIONAL FOOTBALL LEAGUE

NFL PUNTING YARDS LEADERS

RANK	PLAYER	TEAM	POS	PUNTS	YARDS	LONG	AVG	TB	BLK	DWN	OB	RETURNS		IN20	NET AVG
												TOT	YDS		
1	Cole	LV	P	37	1975	70	53.4	5	1	3	6	15	181	16	44.6
2	Cooke	JAX	P	44	2271	73	51.6	3	0	0	9	18	169	24	46.4
3	Fox	DET	P	31	1595	68	51.5	4	0	4	1	13	90	14	46.0
4	Bojorquez	CLE	P	55	2828	84	51.4	3	0	7	6	25	398	24	43.1
5	Mann	PHI	P	32	1623	70	50.7	5	1	3	4	16	106	9	42.9
6	Stonehouse	TEN	P	48	2429	75	50.6	4	2	2	3	31	554	13	35.9
7	Baringer	NE	P	52	2615	75	50.3	7	0	5	2	25	357	23	40.7
8	*Rehkov	CIN	P	39	1960	80	50.3	4	0	4	1	19	162	19	44.1
9	Araiza	KC	P	30	1506	67	50.2	5	0	4	0	14	164	12	41.4
10	Sanchez	IND	P	46	2285	65	49.7	4	0	2	3	18	194	20	43.7
11	Dickson	SEA	P	42	2075	68	49.4	5	0	1	4	21	202	14	42.2
12	Anger	DAL	P	32	1578	62	49.3	1	0	3	1	15	199	12	42.5
13	Gillikin	ARI	P	30	1472	63	49.1	1	0	5	2	14	160	14	43.1
14	Morstead	NYJ	P	47	2289	75	48.7	6	0	4	4	22	194	15	42.0
15	Pinion	ATL	P	33	1580	65	47.9	1	0	3	2	19	258	8	39.5
16	Scott	LAC	P	51	2433	67	47.7	3	0	4	7	21	199	18	42.6
17	Whelan	GB	P	32	1525	74	47.7	2	0	4	4	11	77	14	44.0
18	*T. Taylor	CHI	P	47	2236	68	47.6	3	0	5	5	23	279	19	40.4
19	Martin	BUF	P	37	1760	65	47.6	4	0	3	5	15	129	18	41.9
20	Townsend	HOU	P	50	2372	66	47.4	3	1	10	5	15	74	27	43.9
21	Way	WAS	P	30	1423	74	47.4	2	0	5	3	15	112	11	42.4
22	Stout	BAL	P	35	1656	70	47.3	3	0	3	5	16	115	14	42.3
23	Waitman	PIT	P	38	1795	71	47.2	5	0	4	4	14	44	18	43.4
24	Dixon	DEN	P	51	2380	65	46.7	3	0	8	4	20	168	22	42.2
25	Bailey	MIA	P	30	1398	59	46.6	2	1	3	11	10	119	13	40.0
26	Gillan	NYG	P	25	1159	67	46.4	2	0	3	3	11	88	13	41.2
27	Hekker	CAR	P	47	2159	65	45.9	2	0	10	2	17	152	16	41.9
28	R. Wright	MIN	P	35	1595	66	45.6	4	0	4	5	14	102	19	40.4
29	Evans	LAR	P	30	1354	67	45.1	1	0	5	6	12	107	17	40.9
30	*Hayball	NO	P	47	2076	59	44.2	3	0	5	5	16	123	27	40.3

2024 NATIONAL FOOTBALL LEAGUE

NFL NET PUNTING YARDS LEADERS

RANK	PLAYER	TEAM	POS	PUNTS	YARDS	LONG	AVG	TB	BLK	DWN	OB	RETURNS		IN20	NET AVG
												TOT	YDS		
1	Cooke	JAX	P	44	2271	73	51.6	3	0	0	9	18	169	24	46.4
2	Fox	DET	P	31	1595	68	51.5	4	0	4	1	13	90	14	46.0
3	Cole	LV	P	37	1975	70	53.4	5	1	3	6	15	181	16	44.6
4	*Rehkov	CIN	P	39	1960	80	50.3	4	0	4	1	19	162	19	44.1
5	Whelan	GB	P	32	1525	74	47.7	2	0	4	4	11	77	14	44.0
6	Townsend	HOU	P	50	2372	66	47.4	3	1	10	5	15	74	27	43.9
7	Sanchez	IND	P	46	2285	65	49.7	4	0	2	3	18	194	20	43.7
8	Waitman	PIT	P	38	1795	71	47.2	5	0	4	4	14	44	18	43.4
9	Bojorquez	CLE	P	55	2828	84	51.4	3	0	7	6	25	398	24	43.1
10	Gillikin	ARI	P	30	1472	63	49.1	1	0	5	2	14	160	14	43.1
11	Mann	PHI	P	32	1623	70	50.7	5	1	3	4	16	106	9	42.9
12	Scott	LAC	P	51	2433	67	47.7	3	0	4	7	21	199	18	42.6
13	Anger	DAL	P	32	1578	62	49.3	1	0	3	1	15	199	12	42.5
14	Way	WAS	P	30	1423	74	47.4	2	0	5	3	15	112	11	42.4
15	Stout	BAL	P	35	1656	70	47.3	3	0	3	5	16	115	14	42.3
16	Dickson	SEA	P	42	2075	68	49.4	5	0	1	4	21	202	14	42.2
17	Dixon	DEN	P	51	2380	65	46.7	3	0	8	4	20	168	22	42.2
18	Morstead	NYJ	P	47	2289	75	48.7	6	0	4	4	22	194	15	42.0
19	Martin	BUF	P	37	1760	65	47.6	4	0	3	5	15	129	18	41.9
20	Hekker	CAR	P	47	2159	65	45.9	2	0	10	2	17	152	16	41.9
21	Araiza	KC	P	30	1506	67	50.2	5	0	4	0	14	164	12	41.4
22	Gillan	NYG	P	25	1159	67	46.4	2	0	3	3	11	88	13	41.2
23	Evans	LAR	P	30	1354	67	45.1	1	0	5	6	12	107	17	40.9
24	Baringer	NE	P	52	2615	75	50.3	7	0	5	2	25	357	23	40.7
25	R. Wright	MIN	P	35	1595	66	45.6	4	0	4	5	14	102	19	40.4
26	*T. Taylor	CHI	P	47	2236	68	47.6	3	0	5	5	23	279	19	40.4
27	*Hayball	NO	P	47	2076	59	44.2	3	0	5	5	16	123	27	40.3
28	Bailey	MIA	P	30	1398	59	46.6	2	1	3	11	10	119	13	40.0
29	Pinion	ATL	P	33	1580	65	47.9	1	0	3	2	19	258	8	39.5
30	Stonehouse	TEN	P	48	2429	75	50.6	4	2	2	3	31	554	13	35.9

2024 NATIONAL FOOTBALL LEAGUE

2024 NATIONAL FOOTBALL LEAGUE

NFL PUNT RETURN LEADERS

RANK	PLAYER	TEAM	POS	RET	FC	YDS	AVG	LONG	TD
1	M. Jones	NE	CB	20	7	311	15.6	62	0
2	Raymond	DET	WR	25	8	360	14.4	90t	1
3	Davis	LAC	WR	12	14	171	14.3	53	0
4	Mims	DEN	WR	21	14	279	13.3	38	0
5	*Codrington	BUF	DB	20	6	243	12.2	29	0
6	*DeJean	PHI	CB	14	18	165	11.8	31	0
7	Hardman	KC	WR	17	9	199	11.7	55	0
8	Austin	PIT	WR	21	13	239	11.4	73t	1
9	Darden	CLE	WR	20	3	226	11.3	28	0
10	Downs	IND	WR	14	5	157	11.2	23	0
11	Zaccheaus	WAS	WR	13	11	142	10.9	24	0
12	Carter	CHI	WR	15	8	153	10.2	38	0
13	Blackshear	CAR	RB	14	2	131	9.4	16	0
14	Gipson	NYJ	WR	25	13	230	9.2	40	0
15	Proche	CLE	WR	13	1	119	9.2	17	0
16	*Jackson	TEN	WR	24	5	205	8.5	20	0
17	*Cowing	SF	WR	15	6	124	8.3	30	0
18	*De. Williams	SEA	CB	13	16	96	7.4	23	0
19	Jones	CIN	WR	14	5	99	7.1	23	0
20	Powell	MIN	WR	14	7	98	7.0	15	0
21	Smith-Marsette	NYG	WR	18	10	114	6.3	22	0
22	Sims	HOU	WR	16	8	99	6.2	19	0

2024 NATIONAL FOOTBALL LEAGUE

NFL KICKOFF RETURN LEADERS

RANK	PLAYER	TEAM	POS	RET	YDS	AVG	LONG	TD
1	Turpin	DAL	WR	17	583	34.3	79	0
2	Shenault	SEA	WR	14	449	32.1	97t	1
3	Carter	CHI	WR	12	375	31.3	67	0
4	Ekeler	WAS	RB	16	493	30.8	62	0
5	Dallas	ARI	RB	13	399	30.7	96t	1
6	*Jackson	TEN	WR	15	399	26.6	34	0
7	McCloud	ATL	WR	13	330	25.4	33	0
8	Gray	NYG	RB	19	481	25.3	31	0
9	Blackshear	CAR	RB	27	679	25.1	43	0

2024 NATIONAL FOOTBALL LEAGUE

2024 NATIONAL FOOTBALL LEAGUE

NFL INTERCEPTION LEADERS

RANK	PLAYER	TEAM	POS	INT	YARDS	AVG	LONG	TD
1	K. Joseph	DET	SAF	7	60	8.6	33	1
2	McKinney	GB	SAF	6	63	10.5	28	0
3	Humphrey	BAL	CB	5	0	0.0	0	0
4t	Branch	DET	SAF	4	48	12.0	47	0
4t	*Bullock	HOU	SAF	4	28	7.0	28	0
4t	*McCullough	LAR	DB	4	6	1.5	4t	1
4t	B. Murphy	MIN	CB	4	2	0.5	2	0
8t	Adebo	NO	CB	3	68	22.7	47	0
8t	*Bishop	PIT	CB	3	46	15.3	41	0
8t	Blankenship	PHI	SAF	3	1	0.3	1	0
8t	Bynum	MIN	SS	3	3	1.0	3	0
8t	Hooker	TEN	SAF	3	49	16.3	30	0
8t	Jackson	PIT	CB	3	75	25.0	49	0
8t	*Kinchens	LAR	SAF	3	112	37.3	103t	1
8t	*Lassiter	HOU	CB	3	9	3.0	9	0
8t	Mathieu	NO	FS	3	29	9.7	23	0
8t	Molden	LAC	CB	3	28	9.3	25	0
8t	Surtain	DEN	CB	3	128	42.7	100t	1
19t	Alexander	GB	CB	2	52	26.0	35t	1
19t	Bates	ATL	SS	2	0	0.0	0	0
19t	Bernard	BUF	LB	2	1	0.5	1	0
19t	Conner	KC	DB	2	32	16.0	29	0
19t	Cross	IND	SAF	2	20	10.0	20	0
19t	Davis	DET	CB	2	0	0.0	0	0
19t	Diggs	DAL	CB	2	1	0.5	1	0
19t	Echols	NYJ	CB	2	0	0.0	0	0
19t	Gardner-Johnson	PHI	SAF	2	0	0.0	0	0
19t	Grugier-Hill	MIN	OLB	2	5	2.5	5	0
19t	Hamlin	BUF	SS	2	19	9.5	19	0
19t	Ingram	BUF	DB	2	56	28.0	31t	1
19t	A. Johnson	BUF	NT	2	9	4.5	5	0
19t	J. Johnson	CHI	CB	2	11	5.5	9	0
19t	Ta. Johnson	BUF	CB	2	23	11.5	23t	1
19t	Jones	IND	DB	2	5	2.5	5	0
19t	Lenoir	SF	CB	2	33	16.5	33	0
19t	Love	SEA	FS	2	26	13.0	26	0
19t	McCollum	TB	CB	2	4	2.0	4	0
19t	Moehrig	LV	SAF	2	28	14.0	16	0
19t	Ramsey	MIA	CB	2	7	3.5	7	0
19t	Rapp	BUF	FS	2	5	2.5	5	0
19t	Smith	MIN	FS	2	0	0.0	0	0
19t	Stingley	HOU	CB	2	7	3.5	7	0
19t	Terrell	ATL	CB	2	1	0.5	1	0
19t	Van Ginkel	MIN	OLB	2	73	36.5	63t	2
19t	Warner	SF	MLB	2	70	35.0	45t	1
19t	Woods	CAR	FS	2	37	18.5	33	0
19t	Woolen	SEA	CB	2	4	2.0	4	0
48t	Abram	NO	DB	1	30	30.0	30	0
48t	Andersen	ATL	LB	1	47	47.0	47t	1
48t	Barton	DEN	LB	1	15	15.0	15	0
48t	Baun	PHI	LB	1	0	0.0	0	0
48t	Bell	CIN	SS	1	32	32.0	32	0
48t	Benford	BUF	CB	1	6	6.0	6	0
48t	Blackmon	IND	SAF	1	0	0.0	0	0
48t	Blackwell	CHI	CB	1	10	10.0	10	0

2024 NATIONAL FOOTBALL LEAGUE

NFL INTERCEPTION LEADERS

RANK	PLAYER	TEAM	POS	INT	YARDS	AVG	LONG	TD
48t	Bosa	SF	DE	1	30	30.0	30	0
48t	Brisker	CHI	SAF	1	0	0.0	0	0
48t	J. Brown	SF	SAF	1	0	0.0	0	0
48t	Brown	JAX	CB	1	0	0.0	0	0
48t	Bryant	SEA	CB	1	9	9.0	9	0
48t	Byard	CHI	FS	1	0	0.0	0	0
48t	Chinn	WAS	SAF	1	0	0.0	0	0
48t	Cisco	JAX	FS	1	22	22.0	22	0
48t	Cook	KC	FS	1	0	0.0	0	0
48t	David	TB	OLB	1	7	7.0	7	0
48t	Ka. Davis	SF	DT	1	2	2.0	2	0
48t	Davis-Gaither	CIN	LB	1	12	12.0	12	0
48t	Dean	PHI	LB	1	0	0.0	0	0
48t	Dupree	LAC	OLB	1	0	0.0	0	0
48t	Durant	LAR	CB	1	0	0.0	0	0
48t	Edmunds	CHI	MLB	1	0	0.0	0	0
48t	Edwards	CHI	LB	1	0	0.0	0	0
48t	D. Elliott	PIT	DB	1	0	0.0	0	0
48t	Flannigan-Fowles	SF	LB	1	0	0.0	0	0
48t	Forbes	WAS	CB	1	19	19.0	19	0
48t	Ford	LAC	DT	1	3	3.0	3	0
48t	Fowler	WAS	LB	1	67	67.0	67t	1
48t	Franklin	IND	OLB	1	0	0.0	0	0
48t	Fulton	LAC	CB	1	29	29.0	29	0
48t	Gardeck	ARI	LB	1	10	10.0	10	0
48t	Gilman	LAC	SAF	1	18	18.0	18	0
48t	Gilmore	MIN	CB	1	0	0.0	0	0
48t	Gonzalez	NE	CB	1	2	2.0	2	0
48t	*Green	SF	CB	1	20	20.0	20	0
48t	Griffin	MIN	CB	1	28	28.0	28	0
48t	Hankins	SEA	DT	1	0	0.0	0	0
48t	Harris	NO	DB	1	7	7.0	7	0
48t	Hewitt	HOU	LB	1	45	45.0	45	0
48t	*Hicks	KC	SAF	1	0	0.0	0	0
48t	Hobbs	LV	CB	1	35	35.0	35	0
48t	Hooker	DAL	FS	1	21	21.0	21	0
48t	Horn	CAR	CB	1	0	0.0	0	0
48t	Howden	NO	SAF	1	-5	-5.0	-5	0
48t	Hubbard	CIN	DE	1	0	0.0	0	0
48t	Izien	TB	DB	1	17	17.0	17	0
48t	M. Jackson	CAR	CB	1	1	1.0	1	0
48t	Jean-Charles	NO	CB	1	0	0.0	0	0
48t	Jewell	CAR	ILB	1	0	0.0	0	0
48t	Jobe	SEA	CB	1	33	33.0	33	0
48t	J. Johnson	LAR	SS	1	0	0.0	0	0
48t	B. Jones	DEN	SAF	1	37	37.0	37	0
48t	Jones	LV	CB	1	29	29.0	29t	1
48t	*J. Jones	JAX	CB	1	0	0.0	0	0
48t	M. Jones	NE	CB	1	35	35.0	35	0
48t	Jordan	NO	DE	1	0	0.0	0	0
48t	Kazee	PIT	SS	1	5	5.0	5	0
48t	Kendricks	DAL	MLB	1	8	8.0	8	0
48t	Kohou	MIA	CB	1	2	2.0	2	0
48t	McMillian	DEN	CB	1	0	0.0	0	0
48t	Metellus	MIN	SAF	1	12	12.0	12	0

2024 NATIONAL FOOTBALL LEAGUE

NFL INTERCEPTION LEADERS

RANK	PLAYER	TEAM	POS	INT	YARDS	AVG	LONG	TD
48t	Moore	IND	CB	1	12	12.0	12	0
48t	Moss	DEN	CB	1	0	0.0	0	0
48t	*Muasau	NYG	LB	1	1	1.0	1	0
48t	Murphy-Bunting	ARI	CB	1	0	0.0	0	0
48t	Murray	HOU	SS	1	0	0.0	0	0
48t	*Mustapha	SF	SAF	1	1	1.0	1	0
48t	Nowaske	DET	LB	1	8	8.0	8	0
48t	Ogbah	MIA	OLB	1	0	0.0	0	0
48t	Oluokun	JAX	LB	1	0	0.0	0	0
48t	Oruwariye	DAL	CB	1	0	0.0	0	0
48t	Owusu-Koramoah	CLE	LB	1	0	0.0	0	0
48t	Peppers	NE	FS	1	0	0.0	0	0
48t	Phillips	ATL	CB	1	45	45.0	45	0
48t	Pitre	HOU	SAF	1	10	10.0	10	0
48t	Porter	PIT	CB	1	16	16.0	16	0
48t	Pratt	CIN	LB	1	24	24.0	24	0
48t	Reid	KC	SS	1	8	8.0	8	0
48t	*Roland-Wallace	KC	CB	1	0	0.0	0	0
48t	Rozeboom	LAR	LB	1	16	16.0	16	0
48t	*Sainristil	WAS	CB	1	38	38.0	38	0
48t	Saunders	NO	DT	1	37	37.0	37	0
48t	Savage	JAX	DB	1	16	16.0	16	0
48t	Sieler	MIA	DE	1	0	0.0	0	0
48t	Simmons	ATL	FS	1	0	0.0	0	0
48t	Singleton	DEN	LB	1	21	21.0	21	0
48t	Smith	BAL	ILB	1	0	0.0	0	0
48t	Smith	CHI	CB	1	23	23.0	23	0
48t	*Smith	TB	DB	1	0	0.0	0	0
48t	E. Speed	IND	LB	1	12	12.0	12	0
48t	Spillane	LV	LB	1	0	0.0	0	0
48t	Stevenson	CHI	CB	1	43	43.0	43t	1
48t	*Still	LAC	DB	1	1	1.0	1	0
48t	Stone	CIN	SAF	1	49	49.0	49	0
48t	Tart	LAC	DT	1	4	4.0	4	0
48t	Tavai	NE	OLB	1	0	0.0	0	0
48t	Taylor-Britt	CIN	CB	1	0	0.0	0	0
48t	To'oTo'o	HOU	LB	1	0	0.0	0	0
48t	Trice	PIT	CB	1	0	0.0	0	0
48t	Walker	MIA	MLB	1	5	5.0	5	0
48t	Ward	CLE	CB	1	0	0.0	0	0
48t	Ward	HOU	SAF	1	2	2.0	2	0
48t	A. Washington	BAL	SAF	1	1	1.0	1	0
48t	White	ARI	OLB	1	0	0.0	0	0
48t	*Williams	GB	SAF	1	1	1.0	1	0
48t	G. Williams	ARI	CB	1	0	0.0	0	0
48t	Wilson	DAL	DB	1	0	0.0	0	0
48t	Er. Wilson	GB	LB	1	0	0.0	0	0
48t	Ma. Wilson	ARI	LB	1	0	0.0	0	0
48t	*P. Wilson	PIT	LB	1	0	0.0	0	0
48t	Yiadom	SF	CB	1	11	11.0	11	0

2024 NATIONAL FOOTBALL LEAGUE

NFL SACK LEADERS

RANK	PLAYER	TEAM	POS	SACKS
1	Hendrickson	CIN	DE	11.5
2t	Bonitto	DEN	LB	9.0
2t	Lawrence	NYG	DT	9.0
4	Fowler	WAS	LB	8.5
5t	McDonald	NYJ	DE	8.0
5t	Van Ginkel	MIN	OLB	8.0
7t	Anderson	HOU	DE	7.5
7t	Hunter	HOU	DE	7.5
7t	Hutchinson	DET	DE	7.5
7t	Walker	JAX	DE	7.5
7t	Watt	PIT	OLB	7.5
12t	Bosa	SF	DE	7.0
12t	Garrett	CLE	DE	7.0
12t	Greenard	MIN	LB	7.0
12t	P. Jones	MIN	LB	7.0
12t	Luvu	WAS	LB	7.0
12t	Oweh	BAL	LB	7.0
12t	Tuipulotu	LAC	LB	7.0
12t	Van Noy	BAL	MLB	7.0
20t	Cooper	DEN	LB	6.5
20t	Crosby	LV	DE	6.5
22t	Burns	NYG	LB	6.0
22t	D. Hall	SEA	LB	6.0
22t	Ojulari	NYG	LB	6.0
22t	Sweat	PHI	LB	6.0
22t	Quin. Williams	NYJ	NT	6.0
22t	Young	LAR	LB	6.0
28t	Bresee	NO	DT	5.5
28t	Paye	IND	DE	5.5
28t	Rousseau	BUF	DE	5.5
28t	Z. Smith	CLE-DET	DE	5.5
32t	Allen	DEN	DE	5.0
32t	Dupree	LAC	OLB	5.0
32t	Epenesa	BUF	DE	5.0
32t	*Fiske	LAR	DT	5.0
32t	Franklin-Myers	DEN	DE	5.0
32t	Ca. Heyward	PIT	DT	5.0
32t	Hines-Allen	JAX	DE	5.0
32t	Key	TEN	LB	5.0
32t	Landry	TEN	LB	5.0
32t	Madubuike	BAL	DT	5.0
32t	Settle	HOU	DT	5.0
32t	Turner	LAR	DT	5.0
32t	Vea	TB	DT	5.0
32t	White	NE	DE	5.0
32t	Wise	NE	DE	5.0
47t	Clemons	NYJ	DE	4.5
47t	Floyd	SF	DE	4.5
47t	Granderson	NO	DE	4.5
47t	Mack	LAC	OLB	4.5
47t	*Verse	LAR	LB	4.5

2024 NATIONAL FOOTBALL LEAGUE

NFL LEADERS IN FUMBLE RECOVERIES

RANK	PLAYER	TEAM	POS	TOTAL	OWN TEAM	OPP TEAM
1	Mayfield	TB	QB	5	5	0
2t	L. Jackson	BAL	QB	4	4	0
2t	Richardson	IND	QB	4	4	0
2t	G. Smith	SEA	QB	4	4	0
5t	Fields	PIT	QB	3	3	0
5t	Mason	SF	RB	3	3	0
5t	Robinson	ATL	RB	3	3	0
5t	Rodgers	NYJ	QB	3	3	0
5t	Stafford	LAR	QB	3	3	0
5t	Stevenson	NE	RB	3	3	0
5t	Walker	SEA	RB	3	3	0
12t	Bitonio	CLE	OG	2	2	0
12t	Brissett	NE	QB	2	2	0
12t	Burrow	CIN	QB	2	2	0
12t	Byard	CHI	FS	2	0	2
12t	Carr	NO	QB	2	2	0
12t	Chinn	WAS	SAF	2	0	2
12t	Collins	SF	DT	2	0	2
12t	Conklin	NYJ	TE	2	2	0
12t	Dalton	CAR	QB	2	2	0
12t	Davis	DET	CB	2	0	2
12t	D. Elliott	PIT	DB	2	0	2
12t	*Fiske	LAR	DT	2	0	2
12t	Gay	NO	LB	2	0	2
12t	Goff	DET	QB	2	2	0
12t	Gordon	CHI	CB	2	0	2
12t	Herbert	LAC	QB	2	2	0
12t	Hicks	CHI	SAF	2	0	2
12t	*Jackson	TEN	WR	2	2	0
12t	Jenkins	CHI	OT	2	2	0
12t	Jewell	CAR	ILB	2	0	2
12t	M. Jones	NE	CB	2	1	1
12t	Lammons	IND	DB	2	0	2
12t	Love	GB	QB	2	2	0
12t	Luvu	WAS	LB	2	0	2
12t	McBride	ARI	TE	2	2	0
12t	Melton	GB	WR	2	1	1
12t	K. Murray	ARI	QB	2	2	0
12t	*Nix	DEN	QB	2	2	0
12t	Okereke	NYG	ILB	2	0	2
12t	Otton	TB	TE	2	2	0
12t	Pratt	CIN	LB	2	0	2
12t	Prescott	DAL	QB	2	2	0
12t	Rudolph	TEN	QB	2	2	0
12t	Rush	DAL	QB	2	2	0
12t	Simmons	TEN	DT	2	0	2
12t	Tolbert	DAL	WR	2	2	0
12t	Tuttle	CAR	DT	2	0	2
12t	Warren	PIT	RB	2	2	0
12t	Watt	PIT	OLB	2	0	2
12t	Williams	BUF	LB	2	0	2
12t	Quin. Williams	NYJ	OLB	2	0	2
12t	Wilson	CIN	LB	2	0	2
12t	Wyatt	GB	DT	2	0	2
12t	Yiadom	SF	CB	2	1	1

2024 NATIONAL FOOTBALL LEAGUE

NFL LEADERS IN FUMBLE RECOVERIES

RANK	PLAYER	TEAM	POS	TOTAL	OWN TEAM	OPP TEAM
12t	Zaccheaus	WAS	WR	2	2	0

2024 NATIONAL FOOTBALL LEAGUE

NFL LEADERS IN RECOVERIES OF FUMBLES BY OWN TEAM

RANK	PLAYER	TEAM	POS	REC	YARDS	AVG	LONG	TD
1	Mayfield	TB	QB	5	0	0.0	0t	0
2t	L. Jackson	BAL	QB	4	-7	-1.8	0t	0
2t	Richardson	IND	QB	4	0	0.0	0t	0
2t	G. Smith	SEA	QB	4	0	0.0	0t	0
5t	Fields	PIT	QB	3	0	0.0	0t	0
5t	Mason	SF	RB	3	-2	-0.7	0t	0
5t	Robinson	ATL	RB	3	0	0.0	0t	0
5t	Rodgers	NYJ	QB	3	0	0.0	0t	0
5t	Stafford	LAR	QB	3	0	0.0	0t	0
5t	Stevenson	NE	RB	3	0	0.0	0t	0
5t	Walker	SEA	RB	3	-3	-1.0	0t	0
12t	Bitonio	CLE	OG	2	0	0.0	0t	0
12t	Brissett	NE	QB	2	0	0.0	0t	0
12t	Burrow	CIN	QB	2	0	0.0	0t	0
12t	Carr	NO	QB	2	0	0.0	0t	0
12t	Conklin	NYJ	TE	2	-3	-1.5	0t	0
12t	Dalton	CAR	QB	2	0	0.0	0t	0
12t	Goff	DET	QB	2	0	0.0	0t	0
12t	Herbert	LAC	QB	2	0	0.0	0t	0
12t	*Jackson	TEN	WR	2	0	0.0	0t	0
12t	Jenkins	CHI	OT	2	0	0.0	0t	0
12t	Love	GB	QB	2	0	0.0	0t	0
12t	McBride	ARI	TE	2	0	0.0	0t	1
12t	K. Murray	ARI	QB	2	0	0.0	0t	0
12t	*Nix	DEN	QB	2	0	0.0	0t	0
12t	Otton	TB	TE	2	0	0.0	0t	0
12t	Prescott	DAL	QB	2	0	0.0	0t	0
12t	Rudolph	TEN	QB	2	0	0.0	0t	0
12t	Rush	DAL	QB	2	0	0.0	0t	0
12t	Tolbert	DAL	WR	2	0	0.0	0t	0
12t	Warren	PIT	RB	2	0	0.0	0t	0
12t	Zaccheaus	WAS	WR	2	0	0.0	0t	0

2024 NATIONAL FOOTBALL LEAGUE

NFL LEADERS IN RECOVERIES OF FUMBLES BY OPPOSING TEAM

RANK	PLAYER	TEAM	POS	REC	YARDS	AVG	LONG	TD
1t	Byard	CHI	FS	2	0	0.0	0t	0
1t	Chinn	WAS	SAF	2	0	0.0	0t	0
1t	Collins	SF	DT	2	0	0.0	0t	0
1t	Davis	DET	CB	2	49	24.5	49	0
1t	D. Elliott	PIT	DB	2	10	5.0	10	0
1t	*Fiske	LAR	DT	2	8	4.0	8	0
1t	Gay	NO	LB	2	4	2.0	4	0
1t	Gordon	CHI	CB	2	0	0.0	0t	0
1t	Hicks	CHI	SAF	2	28	14.0	19	0
1t	Jewell	CAR	ILB	2	0	0.0	0t	0
1t	Lammons	IND	DB	2	3	1.5	3	0
1t	Luvu	WAS	LB	2	5	2.5	5	0
1t	Okereke	NYG	ILB	2	1	0.5	1	0
1t	Pratt	CIN	LB	2	9	4.5	9	0
1t	Simmons	TEN	DT	2	0	0.0	0t	0
1t	Tuttle	CAR	DT	2	0	0.0	0t	0
1t	Watt	PIT	OLB	2	0	0.0	0t	0
1t	Williams	BUF	LB	2	0	0.0	0t	0
1t	Quin. Williams	NYJ	OLB	2	15	7.5	15	0
1t	Wilson	CIN	LB	2	10	5.0	10	0
1t	Wyatt	GB	DT	2	0	0.0	0t	0

2024 NATIONAL FOOTBALL LEAGUE

NFL OFFENSIVE RANKS

BAL	BUF	CIN	CLE	DEN	HOU	IND	JAX	KC	LAC	LV	MIA	NE	NYJ	PIT	TEN		ARI	ATL	CAR	CHI	DAL	DET	GB	LAR	MIN	NO	NYG	PHI	SEA	SF	TB	WAS
1	13	9	27	23	14	21	28	16	18	30	22	31	26	19	25	TotYd/G	12	7	32	29	20	3	4	17	15	11	24	5	10	2	8	6
1	10	11	32	21	19	16	18	20	15	29	22	30	23	24	27	TotYd/P	5	7	26	31	25	3	4	17	14	12	28	9	13	2	8	6
2	15	27	29	20	13	16	25	23	12	32	11	21	30	8	18	RusYd/G	5	17	24	22	31	3	4	26	19	9	14	1	28	7	10	6
1	19	25	28	17	18	13	11	29	20	32	21	15	24	26	16	RusAvg	2	12	10	22	31	8	6	30	27	9	14	3	23	4	5	7
3	12	1	20	25	14	21	27	11	19	17	23t	32	18	28	29	PasYd/G	23t	5	31	30	7t	6	9	7t	13	16	26	22	2	4	10	15
1	5	12	32	23	20	17	21	18	11	26	22	30	24	19	27	PasAvg	9	8	28	31	25	2	3	14	7	13	29	10	16	4	15	6
2	7	4	18	10	12	29	23	27	1	25	9	16	11	5	32	%PasInt	6	19	31	8	22	26	30	14t	28	17	14t	13	24	20	21	3
3	1	8	31	4	25	17t	17t	9	24	23	20	28	11	27	29	Sac/PasP	5	10	6	32	16	13	2	7	26	12	22	30	21	14	15	19
1	9	10	29	26	16	24	31	6	28	25	17	30	27	20	23	1D/G	14	15	32	22	19	2	13	11t	11t	21	18	7	8	4	3	5
3	10	5	32	20	17	21	30	1	15	24	9	26	12	16	28	3D Eff	7	18	29	31	25	6	22	27	13	14	19	11	23	4	2	8
17t	1t	12	16	15	6t	14	22t	3	6t	26t	31t	5	30	21	28	4D Eff	26t	4	31t	11	29	6t	22t	17t	6t	20	13	6t	22t	25	17t	1t
13	8	30	17	6	25	10	3	11	7	27	16	2	20	12	24	PR Avg	9	19	21	18	1	4	28	23	31	5	32	15	29	26	22	14
26	15	12	31	10	16	5	19	25	7	13	11	28	21	32	18	KR Avg	6	22	27	9	2	1	14	24	29	17	23	20	3	30	8	4
22	19	6	4	24	25	8	2	7	16	1	28	5	13	21	14	GPunAvg	12	15	26	18	10	3	17	31	27	29	23	11	9	32	30	20
15	19	4	9	17	6	7	1	21	12	3	27	22	18	8	32	NPunAvg	10	28	20	25	13	2	5	29	24	26	23	11	16	31	30	14
2	3	6	31	20	14	19	23	11	18	24t	27	30	26	15	28	Pts/G	13	17	29	22	24t	1	8t	21	10	12	32	7	16	8t	5	4
29	16t	30	31	16t	20	16t	6	11t	9	11t	21	16t	32	2	7	FG%	4	28	8	22t	13	1	26	25	10	3	24	27	22t	15	5	14

NFL DEFENSIVE RANKS

BAL	BUF	CIN	CLE	DEN	HOU	IND	JAX	KC	LAC	LV	MIA	NE	NYJ	PIT	TEN		ARI	ATL	CAR	CHI	DAL	DET	GB	LAR	MIN	NO	NYG	PHI	SEA	SF	TB	WAS
26	16	24	19	3	4	28	32	5	11	15	9	20	7	8	2	TotYd/G	21	25	29	14	27	13	12	23	10	31	17	1	22	6	30	18
19	15	16	27	1	5	23	32	7	9	12	11	21	4	10	3	TotYd/P	18	22	28	24	30	13	14	25	6	31	26	2	17	8	29	20
2	13	21	24	6	9	28	26	3	11	15	10	20	22	4	12	RusYd/G	19	17	32	23	31	5	14	18	1	25	29	7	27	8	16	30
1	29	13	27	4	20	19	12	3	23	16	14	17	7	5	6	RusAvg	21	18	22	26	24	11	15	10	2	31	32	8	25	9	28	30
32	14	23	16	7	6	26	31	17	12	11	10	20	3	18t	1	PasYd/G	21	25	24	9	18t	27	13	22	28	29	4	2	15	8	30	5
27	8	21	24	3	2	26	32	16	5	14	13	25	6	12	4	PasAvg	19	22	30	20	31	10	17	29	9	28	11	1	15	7	23	18
22	4	21	30	13	2	12	26	19	11	23	17	28	31	7	29	%PasInt	24	18	20	9	15	3	8	6	1	10	32	14	16	5	27	25
14	19	30	6	3	8	23	28	27	4	26	29	17	2	20	21	Sac/PasP	18	32	31	11	12	24	15	9	7	25	1	10	22	13	16	5
27	16	29	4t	11t	8	25	32	10	4t	17	13	19	14	2	9	1D/G	28	26	31	3	21t	15	18	21t	4t	24	4t	1	23	11t	30	20
28	20	27	5	15	12	23	29	21	2	22	10	19	17	9	3	3D Eff	31	30	32	4	11	1	13	16	7	14	6	8	18	25	24	26
5	4	22t	26	10t	15	18	24	9	20	29t	27	2	31	14	29t	4D Eff	13	7t	7t	10t	22t	6	21	32	1	3	25	19	10t	16	28	17
6	13	11	30	10	2	19	16	22	17	24	23	28	14	1	32	PR Avg	21	27	15	25	26	4	5	12	7	9	20	3	18	31	29	8
15	29	12	21	6	14	23	26	24	20	5	3	11	2	17	32	KR Avg	31	16	7	22	8	30	13	28	4	9	25	19	1	27	18	10
17	26	32	22	20	29	8	14	21	24	15	25	2	9	28	11	GPunAvg	18	1	7	16	13	27	31	12	19	4	23	6	5	30	3	10
24	11	32	7	13	31	8	10	20	28	15	16	1	12	17	9	NPunAvg	21	3	6	23	14	4	27	22	25	2	30	18	19	29	5	26
23	9	28	24	3	11	19	30	8	1	29	15	18	12t	2	26	Pts/G	12t	25	32	7	31	5	10	22	4	20	16t	6	21	16t	27	14
13t	22	11	2	28t	25	9	18t	7	1	24	15t	8	13t	5	27	FG%	31	32	23	20t	28t	17	20t	30	3	6	18t	15t	12	26	4	10
8	2	18	27	10	13	20	30	9	4	29	24	25	23	6	28	PPG Diff	14	22	32	16	31	1	11	21	5	17	26	3	19	12	15	7
3	13	19	28	10	6	29	32	7	15	25	14	30	20	11	12	Yd/G Diff	18	16	31	24	26	4	5	21	9	27	22	1	17	2	23	8

***LAST WEEK'S
GAME BOOK***

National Football League Game Summary

NFL Copyright © 2024 by The National Football League. All rights reserved. This summary and play-by-play is for the express purpose of assisting media in their coverage of the game; any other use of this material is prohibited without the written permission of the National Football League.

Date: Sunday, 11/17/2024

Cincinnati Bengals at Los Angeles Chargers

Start Time: 5:22 PM PST

at SoFi Stadium, Inglewood, CA

Game Day Weather

Game Weather: Clear
Open Stadium on Matrix Turf

Temp: 61° F (16.1° C) Humidity: 45%, Wind: WSW 4 mph
Outdoor Weather: Clear

Officials

Referee: Allen, Brad (122) Umpire: Heydt, Duane (42) Down Judge: Gallagher, Daniel (85)
Line Judge: Flowers, Walter (32) Field Judge: Patterson, Rick (15) Side Judge: Hill, Chad (125)
Back Judge: Walton, Tyree (2) Replay Official: Brown, Kevin (0)

Lineups

Cincinnati Bengals			Los Angeles Chargers				
Offense		Defense	Offense		Defense		
WR	5 T.Higgins	DE	94 S.Hubbard	WR	1 Q.Johnston	DL	95 P.Ford
LT	61 C.Ford	DT	92 B.Hill	TE	42 T.Fisk	DL	93 O.Ogbonnia
LG	67 C.Volson	DT	90 K.Jenkins	LT	70 R.Slater	OLB	45 T.Tuipulotu
C	64 T.Karras	RDE	91 T.Hendrickson	LG	77 Z.Johnson	OLB	97 J.Bosa
RG	65 A.Cappa	LB	55 L.Wilson	C	75 B.Bozeman	LB	6 D.Perryman
RT	71 A.Mims	LB	57 G.Pratt	RG	79 T.Pipkins	LB	0 D.Henley
WR	1 J.Chase	NCB	21 M.Hilton	RT	76 J.Alt	CB	20 C.Hart
TE	89 D.Sample	CB	29 C.Taylor-Britt	WR	15 L.McConkey	CB	22 E.Molden
TE	88 M.Gesicki	CB	20 D.Turner	WR	5 J.Palmer	CB	7 K.Fulton
QB	9 J.Burrow	S	22 G.Stone	QB	10 J.Herbert	S	3 D.James
HB	30 C.Brown	S	24 V.Bell	RB	4 G.Edwards	S	32 A.Gilman

Substitutions

K 2 E.McPherson, P 8 R.Rehkov, WR 16 T.Irwin, S 26 T.Anderson, S 27 J.Battle, CB 28 J.Newton, HB 32 T.Williams, HB 34 K.Herbert, CB 38 D.Ivey, LB 45 M.Njongmeta, LS 48 C.Adomitis, LB 50 S.Heyward, DE 58 J.Ossai, LB 59 A.Davis-Gaither, C 62 M.Lee, OT/G 73 A.Stueber, OT 76 D.Cochran, WR 80 A.Iosivas, WR 81 J.Burton, TE 85 C.Grandy, TE 87 T.Hudson, DT 93 M.Jackson, DT 97 J.Tufele, DE 99 M.Murphy

Substitutions

K 11 C.Dicker, WR 12 D.Davis, P 16 J.Scott, S 24 A.Finley, RB 27 J.Dobbins, RB 28 H.Haskins, CB 29 T.Still, LB 31 N.Niemann, DB 36 J.Taylor, CB 41 E.Apple, LB 43 T.Dye, FB/DL 44 S.Matlock, LS 47 J.Harris, OLB 48 B.Dupree, LB 50 C.Murphy, DL 56 M.Fox, LB 58 S.Quarterman, C 62 S.Mustipher, OL 68 J.Salyer, T 73 F.Sarell, TE 81 W.Dissly, TE 84 S.Smartt, WR 89 J.Reagor, DT 90 T.Tart, DL 92 J.Eboigbe

Did Not Play

QB 6 J.Browning, DE 52 C.Johnson

Did Not Play

QB 8 T.Heinicke

Not Active

WR 15 C.Jones, WR 18 I.Williams, S 33 D.Anthony, LB 49 J.Bachie, OT 75 O.Brown, TE 84 T.McLachlan, DT 98 S.Rankins

Not Active

3QB 2 E.Stick, WR 9 D.Chark, RB 30 K.Vidal, OLB 52 K.Mack, OL 64 B.Jaimes, OL 71 J.McFadden, TE 88 H.Hurst

Field Goals (made () & missed)

Player	Attempts	Made	Yards	Opponent	Attempts	Made	Yards
E.McPherson	(26)	(27)	48WL 51WL	C.Dicker	(19)	(53)	
		1	2	3	4	OT	Total
VISITOR:	Cincinnati Bengals	3	3	14	7	0	27
HOME:	Los Angeles Chargers	7	17	3	7	0	34

Scoring Plays

Team	Qtr	Time	Play Description (Extra Point) (Drive Info)	Visitor	Home
Bengals	1	6:27	E.McPherson 26 yd. Field Goal (9-56, 3:50)	3	0
Chargers	1	3:34	W.Dissly 29 yd. pass from J.Herbert (C.Dicker kick) (5-70, 2:53)	3	7
Bengals	2	12:54	E.McPherson 27 yd. Field Goal (11-57, 5:40)	6	7
Chargers	2	11:02	Q.Johnston 26 yd. pass from J.Herbert (C.Dicker kick) (4-71, 1:52)	6	14
Chargers	2	4:35	J.Dobbins 1 yd. run (C.Dicker kick) (9-66, 4:53)	6	21
Chargers	2	0:00	C.Dicker 19 yd. Field Goal (11-78, 2:33)	6	24
Chargers	3	10:29	C.Dicker 53 yd. Field Goal (7-24, 2:54)	6	27
Bengals	3	5:27	J.Chase 4 yd. pass from J.Burrow (E.McPherson kick) (11-70, 5:02)	13	27
Bengals	3	2:53	T.Higgins 42 yd. pass from J.Burrow (E.McPherson kick) (4-50, 1:34)	20	27

National Football League Game Summary

NFL Copyright © 2024 by The National Football League. All rights reserved. This summary and play-by-play is for the express purpose of assisting media in their coverage of the game; any other use of this material is prohibited without the written permission of the National Football League.

Bengals	4	12:21	J.Chase 17 yd. pass from J.Burrow (E.McPherson kick) (7-71, 2:29)	27	27
Chargers	4	0:18	J.Dobbins 29 yd. run (C.Dicker kick) (4-84, 0:27)	27	34
Paid Attendance: 70,240				Time: 3:30	

Cincinnati Bengals vs Los Angeles Chargers
11/17/2024 at SoFi Stadium

Final Team Statistics

	Visitor Bengals	Home Chargers
TOTAL FIRST DOWNS	24	24
By Rushing	6	7
By Passing	14	14
By Penalty	4	3
THIRD DOWN EFFICIENCY	5-17-29.4%	3-11-27.3%
FOURTH DOWN EFFICIENCY	3-3-100.0%	1-1-100.0%
TOTAL NET YARDS	452	435
Total Offensive Plays (inc. times thrown passing)	78	63
Average gain per offensive play	5.8	6.9
NET YARDS RUSHING	110	155
Total Rushing Plays	25	25
Average gain per rushing play	4.4	6.2
Tackles for a loss-number and yards	3-9	3-5
NET YARDS PASSING	342	280
Times thrown - yards lost attempting to pass	3-14	2-17
Gross yards passing	356	297
PASS ATTEMPTS-COMPLETIONS-HAD INTERCEPTED	50-28-0	36-17-0
Avg gain per pass play (inc.# thrown passing)	6.5	7.4
KICKOFFS Number-In End Zone-Touchbacks	6-6-5	6-5-4
PUNTS Number and Average	5-50.0	6-46.7
Had Blocked	0	0
FGs - PATs Had Blocked	0-0	0-0
Net Punting Average	42.4	41.0
TOTAL RETURN YARDAGE (Not Including Kickoffs)	34	38
No. and Yards Punt Returns	3-34	3-38
No. and Yards Kickoff Returns	2-65	1-32
No. and Yards Interception Returns	0-0	0-0
PENALTIES Number and Yards	8-56	5-50
FUMBLES Number and Lost	0-0	1-1
TOUCHDOWNS	3	4
Rushing	0	2
Passing	3	2
EXTRA POINTS Made-Attempts	3-3	4-4
Kicking Made-Attempts	3-3	4-4
FIELD GOALS Made-Attempts	2-4	2-2
RED ZONE EFFICIENCY	2-4-50%	1-2-50%
GOAL TO GO EFFICIENCY	1-2-50%	1-2-50%
SAFETIES	0	0
FINAL SCORE	27	34
TIME OF POSSESSION	34:08	25:52

Cincinnati Bengals vs Los Angeles Chargers
11/17/2024 at SoFi Stadium

Ball Possession And Drive Chart

Cincinnati Bengals

#	Time Recd	Time Lost	Time Poss	How Ball Obtained	Drive Began	# Play	Yds Gain	Yds Pen	Net Yds	1st Down	Last Scrm	How Given Up
1	15:00	12:31	2:29	Kickoff	CIN 35	5	17	0	17	1	LAC 48	Punt
2	10:17	6:27	3:50	Punt	CIN 36	9	57	-1	56	3	* LAC 8	Field Goal
3	3:34	12:54	5:40	Kickoff	CIN 34	11	49	8	57	3	* LAC 9	Field Goal
4	11:02	9:28	1:34	Kickoff	CIN 30	3	3	0	3	0	CIN 33	Punt
5	4:35	2:33	2:02	Kickoff	CIN 30	3	0	0	0	0	CIN 30	Punt
6	14:01	13:23	0:38	Punt	CIN 26	3	0	-5	-5	0	CIN 21	Punt
7	10:29	5:27	5:02	Kickoff	CIN 30	11	67	3	70	5	* LAC 4	Touchdown
8	4:27	2:53	1:34	Punt	50	4	50	0	50	1	LAC 42	Touchdown
9	14:50	12:21	2:29	Fumble	CIN 29	7	81	-10	71	3	* LAC 17	Touchdown
10	11:46	7:31	4:15	Punt	CIN 14	10	41	15	56	3	LAC 30	Missed FG
11	5:24	1:48	3:36	Punt	CIN 21	9	46	0	46	3	LAC 33	Missed FG
12	1:26	0:45	0:41	Punt	CIN 16	4	14	0	14	1	CIN 30	Punt
13	0:18	0:00	0:18	Kickoff	CIN 30	3	27	0	27	1	LAC 43	End of Game

(381) Average CIN 29

Los Angeles Chargers

#	Time Recd	Time Lost	Time Poss	How Ball Obtained	Drive Began	# Play	Yds Gain	Yds Pen	Net Yds	1st Down	Last Scrm	How Given Up
1	12:31	10:17	2:14	Punt	LAC 10	3	8	0	8	0	LAC 18	Punt
2	6:27	3:34	2:53	Kickoff	LAC 30	5	70	0	70	3	CIN 29	Touchdown
3	12:54	11:02	1:52	Kickoff	LAC 29	4	71	0	71	3	CIN 26	Touchdown
4	9:28	4:35	4:53	Punt	LAC 34	9	64	2	66	5	* CIN 1	Touchdown
5	2:33	0:00	2:33	Punt	LAC 21	11	59	19	78	6	* CIN 1	Field Goal
6	15:00	14:01	0:59	Kickoff	LAC 30	3	3	0	3	0	LAC 33	Punt
7	13:23	10:29	2:54	Punt	LAC 41	7	24	0	24	1	CIN 35	Field Goal
8	5:27	4:27	1:00	Kickoff	LAC 30	3	-12	0	-12	0	LAC 18	Punt
9	2:53	14:50	3:03	Kickoff	LAC 30	6	46	0	46	2	CIN 31	Fumble
10	12:21	11:46	0:35	Kickoff	LAC 30	4	12	5	17	1	LAC 47	Punt
11	7:31	5:24	2:07	Missed FG	LAC 38	3	6	-10	-4	0	LAC 34	Punt
12	1:48	1:26	0:22	Missed FG	LAC 41	3	0	0	0	0	LAC 41	Punt
13	0:45	0:18	0:27	Punt	LAC 16	4	84	0	84	3	CIN 29	Touchdown

(380) Average LAC 29

* inside opponent's 20

Time of Possession by Quarter

		1st	2nd	3rd	4th	OT	Total
Visitor	Cincinnati Bengals	9:53	5:42	7:14	11:19		34:08
Home	Los Angeles Chargers	5:07	9:18	7:46	3:41		25:52

Kickoff Drive No.-Start Average

Bengals: 6 - CIN 32

Chargers: 6 - LAC 30

Cincinnati Bengals vs Los Angeles Chargers
11/17/2024 at SoFi Stadium

Final Defensive Statistics

Cincinnati Bengals	Regular Defensive Plays											Special Teams					Misc			
	TKL	AST	COMB	SK	/ YDS	TFL	Q	IN	PD	FF	FR	TKL	AST	FF	FR	BL	TKL	AST	FF	FR
G.Stone	8	1	9	0	0	0	0	0	0	0	1	0	0	0	0	0	0	0	0	0
L.Wilson	4	4	8	0	0	0	0	0	0	1	0	0	0	0	0	0	0	0	0	0
G.Pratt	4	4	8	0	0	0	0	0	0	0	0	0	0	0	0	0	0	0	0	0
M.Hilton	5	2	7	0	0	3	0	0	1	0	0	0	0	0	0	0	0	0	0	0
J.Newton	2	1	3	0	0	0	0	0	2	0	0	1	0	0	0	0	0	0	0	0
J.Ossai	1	2	3	1	12	1	2	0	0	0	0	0	0	0	0	0	0	0	0	0
T.Hendrickson	1	2	3	0.5	2.5	0	2	0	2	0	0	0	0	0	0	0	0	0	0	0
B.Hill	0	3	3	0	0	0	1	0	0	0	0	0	0	0	0	0	0	0	0	0
V.Bell	2	0	2	0	0	0	0	0	0	0	0	0	0	0	0	0	0	0	0	0
J.Battle	1	1	2	0	0	0	0	0	0	0	0	0	0	0	0	0	0	0	0	0
D.Turner	1	0	1	0	0	0	0	0	3	0	0	0	0	0	0	0	0	0	0	0
A.Davis-Gaither	1	0	1	0	0	0	0	0	0	0	0	0	0	0	0	0	0	0	0	0
C.Taylor-Britt	0	1	1	0.5	2.5	0	1	0	0	0	0	0	0	0	0	0	0	0	0	0
J.Tufele	0	1	1	0	0	0	0	0	1	0	0	0	0	0	0	0	0	0	0	0
K.Jenkins	0	1	1	0	0	0	0	0	0	0	0	0	0	0	0	0	0	0	0	0
M.Murphy	0	1	1	0	0	0	0	0	0	0	0	0	0	0	0	0	0	0	0	0
T.Anderson	0	0	0	0	0	0	0	0	0	0	0	2	0	0	0	0	0	0	0	0
T.Hudson	0	0	0	0	0	0	0	0	0	0	0	1	0	0	0	0	0	0	0	0
Total	30	24	54	2	17	4	6	0	9	1	1	4	0	0	0	0	0	0	0	0

TKL = Tackle AST = Assist COMB = Combined QH=QB Hit IN = Interception PD = Pass Defense FF = Forced Fumble FR = Fumble Recovery

Los Angeles Chargers	Regular Defensive Plays											Special Teams					Misc			
	TKL	AST	COMB	SK	/ YDS	TFL	QH	IN	PD	FF	FR	TKL	AST	FF	FR	BL	TKL	AST	FF	FR
D.Henley	5	6	11	0	0	0	2	0	1	0	0	0	0	0	0	0	0	0	0	0
D.James	7	3	10	0.5	2	0	1	0	1	0	0	0	0	0	0	0	0	0	0	0
A.Gilman	4	2	6	0	0	1	0	0	0	0	0	0	0	0	0	0	0	0	0	0
C.Hart	4	1	5	0	0	0	0	0	2	0	0	0	0	0	0	0	0	0	0	0
T.Still	4	1	5	0	0	0	0	0	1	0	0	0	0	0	0	0	0	0	0	0
D.Perryman	3	2	5	0	0	0	0	0	0	0	0	0	0	0	0	0	0	0	0	0
T.Tuipulotu	2	3	5	1.5	5	2	4	0	0	0	0	0	0	0	0	0	0	0	0	0
E.Molden	2	2	4	0	0	0	0	0	0	0	0	0	0	0	0	0	0	0	0	0
O.Ogbonnia	1	2	3	0	0	0	0	0	0	0	0	0	0	0	0	0	0	0	0	0
K.Fulton	2	0	2	0	0	0	0	0	3	0	0	0	0	0	0	0	0	0	0	0
P.Ford	1	1	2	1	7	1	1	0	0	0	0	0	0	0	0	0	0	0	0	0
T.Tart	1	1	2	0	0	1	1	0	0	0	0	0	0	0	0	0	0	0	0	0
T.Dye	1	1	2	0	0	0	0	0	0	0	0	0	1	0	0	0	0	0	0	0
J.Bosa	1	0	1	0	0	0	3	0	0	0	0	0	0	0	0	0	0	0	0	0
B.Dupree	0	1	1	0	0	0	2	0	0	0	0	0	0	0	0	0	0	0	0	0
J.Taylor	0	1	1	0	0	0	0	0	1	0	0	0	1	0	0	0	0	0	0	0
S.Matlock	0	1	1	0	0	0	0	0	0	0	0	0	0	0	0	0	0	0	0	0
M.Fox	0	1	1	0	0	0	0	0	0	0	0	0	0	0	0	0	0	0	0	0
E.Apple	0	0	0	0	0	0	0	0	1	0	0	0	0	0	0	0	0	0	0	0
S.Quarterman	0	0	0	0	0	0	0	0	0	0	0	2	0	0	0	0	0	0	0	0
C.Dicker	0	0	0	0	0	0	0	0	0	0	0	1	0	0	0	0	0	0	0	0
N.Niemann	0	0	0	0	0	0	0	0	0	0	0	0	1	0	0	0	0	0	0	0
C.Murphy	0	0	0	0	0	0	0	0	0	0	0	0	1	0	0	0	0	0	0	0
L.McConkey	0	0	0	0	0	0	0	0	0	0	0	0	0	0	0	0	1	0	0	0
Total	38	29	67	3	14	5	14	0	10	0	0	3	4	0	0	0	1	0	0	0

First Quarter

11/17/2024

Play By Play

LAC wins the coin toss and elects to defer. CIN elects to Receive, and LAC elects to defend the north goal.

C.Dicker kicks 66 yards from LAC 35 to CIN -1. J.Burton ran ob at CIN 35 for 36 yards (C.Dicker).

Cincinnati Bengals at 15:00, (1st play from scrimmage 14:54)

- 1-10-CIN 35 (14:54) (Shotgun) C.Brown up the middle to CIN 40 for 5 yards (O.Ogbonnia; P.Ford).
- 2-5-CIN 40 (14:19) (Shotgun) J.Burrow pass short right to J.Burton ran ob at CIN 48 for 8 yards. P1
Los Angeles Chargers challenged the pass completion ruling, and the play was Upheld. The ruling on the field stands. (Timeout #1.)
- 1-10-CIN 48 (14:00) (Shotgun) C.Brown right tackle to LAC 49 for 3 yards (D.Perryman).
- 2-7-LAC 49 (13:21) (Shotgun) J.Burrow pass short right to C.Brown pushed ob at LAC 48 for 1 yard (C.Hart).
- 3-6-LAC 48 (12:42) (Shotgun) J.Burrow pass incomplete short right to T.Higgins (C.Hart).
- 4-6-LAC 48 (12:38) R.Rehkw punts 38 yards to LAC 10, Center-C.Adomitis, fair catch by D.Davis.

Los Angeles Chargers at 12:31

- 1-10-LAC 10 (12:31) (Shotgun) G.Edwards left end to LAC 18 for 8 yards (V.Bell).
- 2-2-LAC 18 (11:47) (Shotgun) J.Dobbins right guard to LAC 18 for no gain (K.Jenkins; G.Pratt).
- 3-2-LAC 18 (11:04) (Shotgun) G.Edwards right tackle to LAC 18 for no gain (T.Hendrickson; B.Hill).
- 4-2-LAC 18 (10:29) J.Scott punts 53 yards to CIN 29, Center-J.Harris. T.Irwin to CIN 36 for 7 yards (J.Taylor; T.Dye).

Timeout at 10:17.

Cincinnati Bengals at 10:17

- 1-10-CIN 36 (10:17) (Shotgun) J.Burrow pass short right to J.Chase pushed ob at LAC 32 for 32 yards (E.Molden). P2
- 1-10-LAC 32 (9:40) (Shotgun) C.Brown up the middle to LAC 27 for 5 yards (D.James). X3
PENALTY on LAC-D.James, Horse Collar Tackle, 14 yards, enforced at LAC 27.
- 1-10-LAC 13 (9:19) (Shotgun) J.Burrow pass short right to J.Chase to LAC 8 for 5 yards (D.Perryman) [J.Bosa].
- 2-5-LAC 8 (8:42) (Shotgun) C.Brown up the middle to LAC 4 for 4 yards (O.Ogbonnia; D.Henley).
- 3-1-LAC 4 (8:04) (Shotgun) C.Brown up the middle to LAC 3 for 1 yard (D.James; D.Perryman). R4
- 1-3-LAC 3 (7:35) (No Huddle, Shotgun) J.Burrow pass incomplete short right to J.Chase (C.Hart).
- 2-3-LAC 3 (7:30) (Shotgun) J.Burrow pass incomplete short left to A.Iosivas.
PENALTY on CIN-T.Hudson, Illegal Shift, 5 yards, enforced at LAC 3 - No Play.
- 2-8-LAC 8 (7:24) (Shotgun) J.Burrow pass incomplete short middle [J.Bosa].
PENALTY on CIN-J.Burrow, Intentional Grounding, 10 yards, enforced at LAC 8.
- 3-18-LAC 18 (7:15) (Shotgun) J.Burrow pass short middle to J.Chase to LAC 8 for 10 yards (D.James; E.Molden).
- 4-8-LAC 8 **(6:31) E.McPherson 26 yard field goal is GOOD, Center-C.Adomitis, Holder-R.Rehkw.**

Timeout at 06:27.

CIN 3 LAC 0, 9 plays, 56 yards, 1 penalty, 3:50 drive, 8:33 elapsed

E.McPherson kicks 65 yards from CIN 35 to end zone, Touchback to the LAC 30.

Los Angeles Chargers at 6:27

- 1-10-LAC 30 (6:27) J.Herbert sacked at LAC 25 for -5 yards (sack split by C.Taylor-Britt and T.Hendrickson).
- 2-15-LAC 25 (5:48) (Shotgun) J.Herbert scrambles up the middle to LAC 45 for 20 yards (G.Stone). R1
- 1-10-LAC 45 (4:59) J.Herbert pass short left to T.Fisk to CIN 49 for 6 yards (L.Wilson).
- 2-4-CIN 49 (4:18) J.Herbert pass deep right to L.McConkey pushed ob at CIN 29 for 20 yards (G.Stone). LAC-L.McConkey was injured during the play. P2
Penalty on CIN-C.Taylor-Britt, Defensive Holding, declined.
- 1-10-CIN 29 **(3:39) J.Herbert pass deep right to W.Dissly for 29 yards, TOUCHDOWN.** P3
C.Dicker extra point is GOOD, Center-J.Harris, Holder-J.Scott.

Timeout at 03:34.

CIN 3 LAC 7, 5 plays, 70 yards, 2:53 drive, 11:26 elapsed

C.Dicker kicks 60 yards from LAC 35 to CIN 5. K.Herbert to CIN 34 for 29 yards (N.Niemann; C.Murphy).

Cincinnati Bengals at 3:34, (1st play from scrimmage 3:28)

- 1-10-CIN 34 (3:28) (Shotgun) C.Brown right guard to CIN 36 for 2 yards (S.Matlock; D.Perryman).
 - 2-8-CIN 36 (2:52) (Shotgun) J.Burrow pass short middle to T.Higgins to LAC 44 for 20 yards (J.Taylor; A.Gilman). P5
 - 1-10-LAC 44 (2:13) (Shotgun) J.Burrow sacked at LAC 48 for -4 yards (sack split by T.Tuipulotu and D.James).
 - 2-14-LAC 48 (1:31) (Shotgun) J.Burrow pass short right to T.Hudson to LAC 44 for 4 yards (D.James).
 - 3-10-LAC 44 (:48) (Shotgun) J.Burrow pass short right to T.Hudson to LAC 35 for 9 yards (C.Hart; A.Gilman).
- Timeout #1 by CIN at 00:03.

Cincinnati Bengals vs Los Angeles Chargers at SoFi Stadium

Timeout #2 by LAC at 00:03.

4-1-LAC 35

(:03) (Shotgun) J.Burrow pass short left to T.Higgins to LAC 27 for 8 yards (D.Perryman; T.Still). FUMBLES (D.Perryman), RECOVERED by LAC-A.Gilman at LAC 26. A.Gilman for 74 yards, TOUCHDOWN.
 The Replay Official reviewed the runner was not down by contact ruling, and the play was REVERSED.
 (Shotgun) J.Burrow pass short left to T.Higgins to LAC 27 for 8 yards (T.Still). CIN-T.Higgins was injured during the play.

P6

END OF QUARTER

	Score	Time Poss	First Downs				Efficiencies	
			R	P	X	T	3 Down	4 Down
Cincinnati Bengals	3	9:53	1	4	1	6	1/4	1/1
Los Angeles Chargers	7	5:07	1	2	0	3	0/1	0/0

Second Quarter

11/17/2024

Play By Play

Cincinnati Bengals continued.

1-10-LAC 27 (15:00) (Shotgun) C.Brown right tackle to LAC 25 for 2 yards (B.Dupree; D.Henley).

2-8-LAC 25 (14:21) (Shotgun) J.Burrow pass incomplete short middle to T.Irwin (K.Fulton).

PENALTY on LAC-K.Fulton, Defensive Pass Interference, 8 yards, enforced at LAC 25 - No Play.

X7

1-10-LAC 17 (14:16) (Shotgun) C.Brown right tackle to LAC 15 for 2 yards (D.Henley; T.Tart). ** Injury Update: CIN-T.Higgins has returned to the game.

2-8-LAC 15 (13:39) (Shotgun) J.Burrow pass short right to T.Higgins pushed ob at LAC 9 for 6 yards (C.Hart).

3-2-LAC 9 (13:01) (Shotgun) J.Burrow pass incomplete short middle to J.Burton.

4-2-LAC 9 (12:57) **E.McPherson 27 yard field goal is GOOD, Center-C.Adomitis, Holder-R.Rehkow.**

Timeout at 12:54.

CIN 6 LAC 7, 11 plays, 57 yards, 1 penalty, 5:40 drive, 2:06 elapsed

E.McPherson kicks 68 yards from CIN 35 to LAC -3. D.Davis pushed ob at LAC 29 for 32 yards (J.Newton).

Los Angeles Chargers at 12:54, (1st play from scrimmage 12:49)

1-10-LAC 29 (12:49) J.Herbert pass deep left to Q.Johnston pushed ob at CIN 49 for 22 yards (D.Turner).

P4

1-10-CIN 49 (12:18) (Shotgun) J.Herbert pass short left to W.Dissly to CIN 29 for 20 yards (G.Pratt).

P5

1-10-CIN 29 (11:41) (Shotgun) J.Dobbins left guard to CIN 26 for 3 yards (V.Bell). ** Injury Update: LAC-L.McConkey has returned to the game.

2-7-CIN 26 (11:09) **J.Herbert pass deep left to Q.Johnston for 26 yards, TOUCHDOWN.**

P6

C.Dicker extra point is GOOD, Center-J.Harris, Holder-J.Scott.

Timeout at 11:02.

CIN 6 LAC 14, 4 plays, 71 yards, 1:52 drive, 3:58 elapsed

C.Dicker kicks 65 yards from LAC 35 to end zone, Touchback to the CIN 30.

Cincinnati Bengals at 11:02

1-10-CIN 30 (11:02) (Shotgun) J.Burrow pass incomplete deep right to M.Gesicki.

2-10-CIN 30 (10:57) (Shotgun) J.Burrow pass short right to A.Iosivas to CIN 36 for 6 yards (T.Still; D.Henley).

3-4-CIN 36 (10:17) (Shotgun) J.Burrow sacked at CIN 33 for -3 yards (T.Tuipulotu).

4-7-CIN 33 (9:38) R.Rehkow punts 33 yards to LAC 34, Center-C.Adomitis, downed by CIN-T.Williams.

Los Angeles Chargers at 9:28

1-10-LAC 34 (9:28) (Shotgun) G.Edwards left tackle to LAC 39 for 5 yards (G.Pratt; J.Battle).

2-5-LAC 39 (8:51) (Shotgun) J.Herbert scrambles up the middle ran ob at CIN 31 for 30 yards (J.Battle).

R7

1-10-CIN 31 (8:12) (Shotgun) J.Herbert pass short right to D.Davis to CIN 17 for 14 yards (L.Wilson).

P8

1-10-CIN 17 (7:31) G.Edwards up the middle to CIN 8 for 9 yards (G.Stone).

2-1-CIN 8 (6:49) (Shotgun) G.Edwards up the middle to CIN 4 for 4 yards (M.Hilton; L.Wilson).

R9

1-4-CIN 4 (6:08) (Shotgun) J.Herbert pass incomplete short left.

PENALTY on CIN-B.Hill, Unnecessary Roughness, 2 yards, enforced at CIN 4 - No Play.

X10

1-2-CIN 2 (6:04) J.Herbert pass incomplete short middle to T.Fisk.

2-2-CIN 2 (5:59) H.Haskins right guard to CIN 1 for 1 yard (J.Tufele; G.Pratt).

3-1-CIN 1 (5:20) H.Haskins right tackle to CIN 1 for no gain (A.Davis-Gaither).

Timeout #3 by LAC at 04:38.

4-1-CIN 1 (4:38) **J.Dobbins right guard for 1 yard, TOUCHDOWN.**

R11

C.Dicker extra point is GOOD, Center-J.Harris, Holder-J.Scott.

Timeout at 04:35.

CIN 6 LAC 21, 9 plays, 66 yards, 1 penalty, 4:53 drive, 10:25 elapsed

C.Dicker kicks 65 yards from LAC 35 to end zone, Touchback to the CIN 30.

Cincinnati Bengals at 4:35

1-10-CIN 30 (4:35) (Shotgun) C.Brown up the middle to CIN 35 for 5 yards (O.Ogbonnia). LAC-O.Ogbonnia was injured during the play.

2-5-CIN 35 (4:07) J.Burrow pass short left to J.Chase to CIN 37 for 2 yards (D.Perryman).

3-3-CIN 37 (3:21) (Shotgun) J.Burrow sacked at CIN 30 for -7 yards (P.Ford).

4-10-CIN 30 (2:41) R.Rehkow punts 52 yards to LAC 18, Center-C.Adomitis. D.Davis to LAC 21 for 3 yards (T.Anderson).

Los Angeles Chargers at 2:33

1-10-LAC 21 (2:33) J.Dobbins left guard to LAC 24 for 3 yards (T.Hendrickson).

2-7-LAC 24 (2:01) (Shotgun) J.Herbert pass short right to L.McConkey to LAC 35 for 11 yards (G.Stone).

P12

Cincinnati Bengals vs Los Angeles Chargers at SoFi Stadium

Two-Minute Warning

<u>1-10-LAC 35</u>	(1:56) (Shotgun) J.Herbert pass short right to J.Palmer pushed ob at LAC 46 for 11 yards (J.Newton).	P13
<u>1-10-LAC 46</u>	(1:51) (Shotgun) J.Herbert pass incomplete short right [J.Ossai].	
2-10-LAC 46	(1:46) (Shotgun) J.Dobbins right guard to LAC 48 for 2 yards (G.Pratt).	
3-8-LAC 48	(1:04) (Shotgun) J.Herbert scrambles left end ran ob at CIN 43 for 9 yards (G.Stone).	R14
<u>1-10-CIN 43</u>	(:57) (Shotgun) J.Herbert right guard to CIN 44 for -1 yards (M.Hilton, J.Ossai).	
2-11-CIN 44	(:32) (No Huddle, Shotgun) J.Herbert pass incomplete short left to L.McConkey. <i>PENALTY on CIN-T.Hendrickson, Roughing the Passer, 15 yards, enforced at CIN 44 - No Play.</i>	X15
<u>1-10-CIN 29</u>	(:28) (Shotgun) J.Herbert pass deep right to W.Dissly to CIN 5 for 24 yards (J.Newton; G.Stone).	P16
<u>1-5-CIN 5</u>	(:14) (No Huddle) J.Herbert spiked the ball to stop the clock.	
2-5-CIN 5	(:13) (Shotgun) J.Herbert pass incomplete short right.	
3-5-CIN 5	(:08) (Shotgun) J.Herbert pass incomplete short right to J.Palmer. <i>PENALTY on CIN-J.Newton, Defensive Pass Interference, 4 yards, enforced at CIN 5 - No Play.</i>	X17
<u>1-1-CIN 1</u>	(:04) C.Dicker 19 yard field goal is GOOD, Center-J.Harris, Holder-J.Scott.	

CIN 6 LAC 24, 11 plays, 78 yards, 2 penalties, 2:33 drive, 15:00 elapsed

END OF QUARTER	Score	Time Poss	First Downs				Efficiencies	
			R	P	X	T	3 Down	4 Down
Cincinnati Bengals	6	5:42	0	0	1	1	0/3	0/0
Los Angeles Chargers	24	9:18	4	7	3	14	1/2	1/1

Third Quarter

Play By Play

LAC elects to Receive, and CIN elects to defend the North goal.

E.McPherson kicks 65 yards from CIN 35 to end zone, Touchback to the LAC 30.

Los Angeles Chargers at 15:00

- 1-10-LAC 30 (15:00) J.Herbert pass short right to J.Dobbins pushed ob at LAC 33 for 3 yards (G.Pratt).
- 2-7-LAC 33 (14:22) (Shotgun) J.Herbert pass incomplete short left to W.Dissly (T.Hendrickson).
- 3-7-LAC 33 (14:18) (Shotgun) J.Herbert pass incomplete deep right to Q.Johnston (J.Newton).
- 4-7-LAC 33 (14:14) J.Scott punts 58 yards to CIN 9, Center-J.Harris. T.Irwin to CIN 26 for 17 yards (S.Quarterman).

Cincinnati Bengals at 14:01

- 1-10-CIN 26 (14:01) (Shotgun) J.Burrow pass incomplete short middle to J.Chase. **** Injury Update: LAC-O.Ogbonnia has returned to the game.**
- 2-10-CIN 26 (13:57) (Shotgun) J.Burrow pass incomplete short left.
- 3-10-CIN 26 (13:54) (Shotgun) J.Burrow pass incomplete short left to M.Gesicki [B.Dupree].
- 4-10-CIN 26 (13:49) R.Rehkw punts 67 yards to LAC 7, Center-C.Adomitis. D.Davis to LAC 19 for 12 yards (C.Adomitis).
PENALTY on CIN-A.Davis-Gaither, Ineligible Downfield Kick, 5 yards, enforced at CIN 26 - No Play.
- 4-15-CIN 21 (13:37) R.Rehkw punts 63 yards to LAC 16, Center-C.Adomitis. D.Davis to LAC 41 for 25 yards (T.Hudson).

Timeout at 13:23.

Los Angeles Chargers at 13:23

- 1-10-LAC 41 (13:23) (Shotgun) G.Edwards right tackle to LAC 42 for 1 yard (B.Hill; J.Ossai).
- 2-9-LAC 42 (12:47) (Shotgun) J.Herbert pass incomplete deep middle to Q.Johnston.
- 3-9-LAC 42 (12:43) (Shotgun) J.Herbert pass short middle to L.McConkey to CIN 39 for 19 yards (L.Wilson).
- 1-10-CIN 39 (12:06) J.Dobbins up the middle to CIN 42 for -3 yards (M.Hilton, G.Pratt).
- 2-13-CIN 42 (11:23) (Shotgun) J.Herbert pass short right to W.Dissly to CIN 35 for 7 yards (G.Stone).
- 3-6-CIN 35 (10:40) (Shotgun) J.Herbert pass incomplete deep left to Q.Johnston (D.Turner).
- 4-6-CIN 35 **(10:34) C.Dicker 53 yard field goal is GOOD, Center-J.Harris, Holder-J.Scott.**

P18

Timeout at 10:29.

CIN 6 LAC 27, 7 plays, 24 yards, 2:54 drive, 4:31 elapsed

C.Dicker kicks 65 yards from LAC 35 to end zone, Touchback to the CIN 30.

Cincinnati Bengals at 10:29

- 1-10-CIN 30 (10:29) C.Brown right tackle to CIN 34 for 4 yards (D.James).
- 2-6-CIN 34 (9:51) (Shotgun) J.Burrow pass incomplete deep right to J.Burton.
- 3-6-CIN 34 (9:45) (Shotgun) J.Burrow pass deep left to T.Higgins to LAC 43 for 23 yards (K.Fulton). P8
Penalty on LAC-K.Fulton, Illegal Contact, declined.
- 1-10-LAC 43 (9:35) C.Brown up the middle to LAC 16 for 27 yards (A.Gilman). R9
- 1-10-LAC 16 (8:59) (Shotgun) J.Burrow pass incomplete deep middle to T.Higgins (K.Fulton).
- 2-10-LAC 16 (8:54) (Shotgun) J.Burrow pass short left to T.Higgins to LAC 7 for 9 yards (C.Hart).
- 3-1-LAC 7 (8:16) (Shotgun) C.Brown up the middle to LAC 5 for 2 yards (D.Henley). R10
- 1-5-LAC 5 (7:37) (Shotgun) J.Burrow pass incomplete short left to T.Higgins (C.Hart). X11
PENALTY on LAC-C.Hart, Defensive Holding, 3 yards, enforced at LAC 5 - No Play.
- 1-2-LAC 2 (7:34) (Shotgun) C.Brown up the middle to LAC 5 for -3 yards (T.Tart).
- 2-5-LAC 5 (6:52) (Shotgun) D.Sample left end to LAC 9 for -4 yards (A.Gilman).
- 3-9-LAC 9 (6:08) (Shotgun) J.Burrow pass short left to C.Brown to LAC 4 for 5 yards (C.Hart).
- 4-4-LAC 4 **(5:31) (Shotgun) J.Burrow pass short middle to J.Chase for 4 yards, TOUCHDOWN. LAC-E.Molden was injured during the play.** P12

Timeout at 05:27.

E.McPherson extra point is GOOD, Center-C.Adomitis, Holder-R.Rehkw.

CIN 13 LAC 27, 11 plays, 70 yards, 1 penalty, 5:02 drive, 9:33 elapsed

E.McPherson kicks 65 yards from CIN 35 to end zone, Touchback to the LAC 30.

Los Angeles Chargers at 5:27

- 1-10-LAC 30 (5:27) J.Herbert pass incomplete short left to Q.Johnston (D.Turner).
- 2-10-LAC 30 (5:22) (Shotgun) J.Herbert pass incomplete short middle to J.Palmer (J.Tufele).
- 3-10-LAC 30 (5:19) (Shotgun) J.Herbert sacked at LAC 18 for -12 yards (J.Ossai).
- 4-22-LAC 18 (4:34) J.Scott punts 32 yards to 50, Center-J.Harris, out of bounds.

Cincinnati Bengals vs Los Angeles Chargers at SoFi Stadium

Timeout at 04:27.

Cincinnati Bengals at 4:27

- 1-10-50 (4:27) (Shotgun) J.Burrow pass short right to C.Brown pushed ob at LAC 47 for 3 yards (D.Henley). ** Injury Update: LAC-E.Molden has returned to the game.
- 2-7-LAC 47 (3:46) (Shotgun) C.Brown left guard to LAC 42 for 5 yards (D.James).
- 3-2-LAC 42 (3:03) (Shotgun) J.Burrow pass incomplete short left to J.Burton (E.Apple).
- Timeout #1 by CIN at 02:59.
- 4-2-LAC 42 **(2:59) (Shotgun) J.Burrow pass deep middle to T.Higgins for 42 yards, TOUCHDOWN.**
- E.McPherson extra point is GOOD, Center-C.Adomitis, Holder-R.Rehkow.

P13

Timeout at 02:53.

CIN 20 LAC 27, 4 plays, 50 yards, 1:34 drive, 12:07 elapsed

E.McPherson kicks 65 yards from CIN 35 to end zone, Touchback to the LAC 30.

Los Angeles Chargers at 2:53

- 1-10-LAC 30 (2:53) J.Dobbins left tackle to LAC 30 for no gain (M.Murphy; L.Wilson).
- 2-10-LAC 30 (2:14) (Shotgun) D.Davis right end to LAC 36 for 6 yards (G.Pratt).
- 3-4-LAC 36 (1:34) (Shotgun) J.Herbert pass short right to L.McConkey pushed ob at CIN 46 for 18 yards (G.Stone).
- 1-10-CIN 46 (:55) (Shotgun) J.Herbert pass incomplete deep left to Q.Johnston (D.Turner). CIN-D.Turner was injured during the play.

P19

Timeout at 00:49.

- 2-10-CIN 46 (:49) (Shotgun) J.Dobbins left tackle to CIN 31 for 15 yards (L.Wilson).

R20

END OF QUARTER

	Score	Time Poss	First Downs				Efficiencies	
			R	P	X	T	3 Down	4 Down
Cincinnati Bengals	20	7:14	2	3	1	6	2/5	2/2
Los Angeles Chargers	27	7:46	1	2	0	3	2/5	0/0

Fourth Quarter

11/17/2024

Play By Play

Los Angeles Chargers continued.

1-10-CIN 31 (15:00) (Shotgun) J.Herbert scrambles right end to CIN 24 for 7 yards (M.Hilton, L.Wilson). FUMBLES (L.Wilson), RECOVERED by CIN-G.Stone at CIN 23. G.Stone pushed ob at CIN 29 for 6 yards (L.McConkey).

Cincinnati Bengals

** Injury Update: CIN-D.Turner return is Questionable.

Cincinnati Bengals at 14:50

1-10-CIN 29 (14:50) (Shotgun) J.Burrow pass deep right to C.Brown pushed ob at LAC 37 for 34 yards (E.Molden). LAC-D.Perryman was injured during the play. P14

Penalty on LAC-K.Fulton, Illegal Use of Hands, declined.

1-10-LAC 37 (14:21) (Shotgun) C.Brown up the middle to LAC 25 for 12 yards (A.Gilman).

PENALTY on CIN-C.Volson, Offensive Holding, 10 yards, enforced at LAC 35.

Penalty on CIN-T.Karras, Offensive Holding, declined.

1-18-LAC 45 (14:02) (Shotgun) J.Burrow pass short left to J.Chase to LAC 40 for 5 yards (T.Dye).

2-13-LAC 40 (13:18) (Shotgun) J.Burrow pass short left to D.Sample to LAC 31 for 9 yards (D.James).

** Injury Update: LAC-C.Hart is Out of the game.

3-4-LAC 31 (12:55) (No Huddle, Shotgun) J.Burrow pass short left to C.Brown pushed ob at LAC 17 for 14 yards (D.Henley) [B.Dupree]. P15

Penalty on LAC, Defensive Too Many Men on Field, declined.

1-10-LAC 17 (12:32) (Shotgun) J.Burrow pass incomplete short left to C.Brown (D.Henley).

** Injury Update: LAC-D.Perryman return is Questionable.

** Injury Update: CIN-D.Turner is Out of the game.

2-10-LAC 17 (12:28) (Shotgun) J.Burrow pass deep left to J.Chase for 17 yards, TOUCHDOWN [T.Tart]. P16

E.McPherson extra point is GOOD, Center-C.Adomitis, Holder-R.Rehkow.

Timeout at 12:21.

CIN 27 LAC 27, 7 plays, 71 yards, 2:29 drive, 2:39 elapsed
--

E.McPherson kicks 65 yards from CIN 35 to end zone, Touchback to the LAC 30.

Los Angeles Chargers at 12:21

1-10-LAC 30 (12:21) J.Herbert pass short right to J.Palmer to LAC 42 for 12 yards (J.Newton). CIN-B.Hill was injured during the play. P21

Timeout at 12:09.

1-10-LAC 42 (12:05) (Shotgun) J.Herbert pass incomplete deep left to J.Reagor.

2-10-LAC 42 (12:00) (Shotgun) J.Herbert pass incomplete short left to D.Davis (T.Hendrickson).

3-10-LAC 42 (11:56) (Shotgun) PENALTY on CIN-T.Hendrickson, Neutral Zone Infraction, 5 yards, enforced at LAC 42 - No Play.

3-5-LAC 47 (11:56) (Shotgun) J.Herbert pass incomplete short right to Q.Johnston.

4-5-LAC 47 (11:52) J.Scott punts 39 yards to CIN 14, Center-J.Harris, fair catch by T.Irwin.

Cincinnati Bengals at 11:46

1-10-CIN 14 (11:46) (Shotgun) C.Brown left end to CIN 17 for 3 yards (K.Fulton).

2-7-CIN 17 (11:11) (Shotgun) J.Burrow pass short right to T.Higgins pushed ob at CIN 27 for 10 yards (T.Still). P17

1-10-CIN 27 (10:37) (Shotgun) C.Brown up the middle to CIN 36 for 9 yards (T.Tuipulotu; E.Molden).

2-1-CIN 36 (9:57) (Shotgun) J.Burrow pass deep right intended for A.Iosivas INTERCEPTED by A.Gilman at LAC 28. A.Gilman to LAC 28 for no gain (A.Iosivas).

PENALTY on LAC-O.Ogbonnia, Roughing the Passer, 15 yards, enforced at CIN 36 - No Play.

X18

1-10-LAC 49 (9:49) (Shotgun) C.Brown left tackle to LAC 48 for 1 yard (T.Still).

2-9-LAC 48 (9:10) (Shotgun) J.Burrow pass incomplete short left [D.Henley].

3-9-LAC 48 (9:04) (Shotgun) J.Burrow scrambles up the middle to LAC 34 for 14 yards (T.Still). R19

1-10-LAC 34 (8:20) (Shotgun) C.Brown up the middle to LAC 30 for 4 yards (T.Dye; D.Henley).

2-6-LAC 30 (7:44) (Shotgun) J.Burrow pass incomplete short right to D.Sample.

3-6-LAC 30 (7:40) (Shotgun) J.Burrow pass incomplete deep right to J.Chase (T.Still).

4-6-LAC 30 (7:35) E.McPherson 48 yard field goal is No Good, Wide Left, Center-C.Adomitis, Holder-R.Rehkow.

Los Angeles Chargers at 7:31

1-10-LAC 38 (7:31) (Shotgun) J.Dobbins left tackle to LAC 45 for 7 yards (B.Hill; M.Hilton). ** Injury Update: CIN-B.Hill has returned to the game.

2-3-LAC 45 (6:49) (Shotgun) J.Dobbins left guard to LAC 44 for -1 yards (M.Hilton, L.Wilson).

3-4-LAC 44 (6:09) (Shotgun) J.Herbert pass short right to J.Palmer ran ob at CIN 47 for 9 yards.

PENALTY on LAC-R.Slater, Offensive Holding, 10 yards, enforced at LAC 44 - No Play.

3-14-LAC 34 (5:41) (Shotgun) J.Herbert pass incomplete deep right to L.McConkey.

Cincinnati Bengals vs Los Angeles Chargers at SoFi Stadium

4-14-LAC 34 (5:36) J.Scott punts 55 yards to CIN 11, Center-J.Harris. T.Irwin to CIN 21 for 10 yards (S.Quarterman).

Timeout at 05:24.

Cincinnati Bengals at 5:24

1-10-CIN 21 (5:24) (Shotgun) J.Burrow pass short right to T.Higgins to CIN 30 for 9 yards (D.Henley).

2-1-CIN 30 (4:45) (Shotgun) C.Brown right guard to CIN 33 for 3 yards (D.Henley; M.Fox). R20

1-10-CIN 33 (4:11) (Shotgun) J.Burrow pass short right to T.Higgins to LAC 46 for 21 yards (D.Henley). P21

1-10-LAC 46 (3:22) (Shotgun) C.Brown right end to LAC 48 for -2 yards (T.Tuipulotu).

2-12-LAC 48 (2:40) (Shotgun) J.Burrow pass short middle to A.Iosivas to LAC 35 for 13 yards (A.Gilman) [J.Bosa]. P22

Timeout #1 by LAC at 02:29.

1-10-LAC 35 (2:29) (Shotgun) C.Brown right guard to LAC 33 for 2 yards (J.Bosa, T.Tuipulotu).

Two-Minute Warning

2-8-LAC 33 (2:00) (Shotgun) J.Burrow pass incomplete short right to T.Higgins (K.Fulton).

3-8-LAC 33 (1:56) (Shotgun) J.Burrow pass incomplete short right to J.Chase.

4-8-LAC 33 (1:52) E.McPherson 51 yard field goal is No Good, Wide Left, Center-C.Adomitis, Holder-R.Rehkwow.

Los Angeles Chargers at 1:48

1-10-LAC 41 (1:48) (Shotgun) J.Herbert pass incomplete short right to L.McConkey.

2-10-LAC 41 (1:43) (Shotgun) J.Herbert pass incomplete short right to L.McConkey (M.Hilton) [B.Hill].

3-10-LAC 41 (1:39) (Shotgun) J.Herbert pass incomplete deep middle to J.Palmer (J.Newton).

4-10-LAC 41 (1:34) J.Scott punts 43 yards to CIN 16, Center-J.Harris, fair catch by T.Irwin.

Cincinnati Bengals at 1:26

1-10-CIN 16 (1:26) (Shotgun) J.Burrow scrambles left end to CIN 30 for 14 yards (D.James). R23

1-10-CIN 30 (1:10) (Shotgun) J.Burrow pass incomplete deep right to J.Chase.

2-10-CIN 30 (1:05) (Shotgun) J.Burrow pass incomplete short left to C.Brown (K.Fulton).

3-10-CIN 30 (1:01) (Shotgun) J.Burrow pass incomplete short right to T.Higgins [D.Henley].

4-10-CIN 30 (:55) R.Rehkwow punts 64 yards to LAC 6, Center-C.Adomitis. D.Davis to LAC 16 for 10 yards (T.Anderson).

Los Angeles Chargers at 0:45

1-10-LAC 16 (:45) (Shotgun) J.Herbert pass deep right to L.McConkey to LAC 44 for 28 yards (M.Hilton). P22

Timeout #2 by LAC at 00:35.

1-10-LAC 44 (:35) (Shotgun) J.Herbert pass incomplete short right to W.Dissly.

2-10-LAC 44 (:31) (Shotgun) J.Herbert pass deep left to L.McConkey ran ob at CIN 29 for 27 yards (G.Stone) [T.Hendrickson]. P23

Timeout #2 by CIN at 00:26.

1-10-CIN 29 (:26) **J.Dobbins left tackle for 29 yards, TOUCHDOWN.** R24

C.Dicker extra point is GOOD, Center-J.Harris, Holder-J.Scott.

CIN 27 LAC 34, 4 plays, 84 yards, 0:27 drive, 14:42 elapsed
--

C.Dicker kicks 65 yards from LAC 35 to end zone, Touchback to the CIN 30.

Cincinnati Bengals at 0:18

1-10-CIN 30 (:18) (Shotgun) J.Burrow pass deep middle to A.Iosivas to LAC 43 for 27 yards (D.James) [T.Tuipulotu]. P24

Timeout #3 by CIN at 00:10.

1-10-LAC 43 (:10) (Shotgun) J.Burrow pass incomplete deep right to J.Chase (J.Taylor) [T.Tuipulotu].

Timeout #3 by LAC at 00:03.

2-10-LAC 43 (:03) (Shotgun) J.Burrow pass incomplete deep middle (D.James).

END OF QUARTER

	Score	Time Poss	First Downs				Efficiencies	
			R	P	X	T	3 Down	4 Down
Cincinnati Bengals	27	11:19	3	7	1	11	2/5	0/0
Los Angeles Chargers	34	3:41	1	3	0	4	0/3	0/0

Miscellaneous Statistics Report

Cincinnati Bengals vs Los Angeles Chargers
11/17/2024 at SoFi Stadium

Ten Longest Plays for Cincinnati Bengals

Yards	Qtr	Play Start	Play Description
42	3	4-2-LAC 42	(2:59) (Shotgun) J.Burrow pass deep middle to T.Higgins for 42 yards, TOUCHDOWN.
34	4	1-10-CIN 29	(14:50) (Shotgun) J.Burrow pass deep right to C.Brown pushed ob at LAC 37 for 34 yards (E.Molden). LAC-D.Perryman was injured during the play. Penalty on LAC-K.Fulton, Illegal Use of Hands, declined.
32	1	1-10-CIN 36	(10:17) (Shotgun) J.Burrow pass short right to J.Chase pushed ob at LAC 32 for 32 yards (E.Molden).
27	3	1-10-LAC 43	(9:35) C.Brown up the middle to LAC 16 for 27 yards (A.Gilman).
27	4	1-10-CIN 30	(:18) (Shotgun) J.Burrow pass deep middle to A.Iosivas to LAC 43 for 27 yards (D.James) [T.Tuipulotu].
23	3	3-6-CIN 34	(9:45) (Shotgun) J.Burrow pass deep left to T.Higgins to LAC 43 for 23 yards (K.Fulton). Penalty on LAC-K.Fulton, Illegal Contact, declined.
21	4	1-10-CIN 33	(4:11) (Shotgun) J.Burrow pass short right to T.Higgins to LAC 46 for 21 yards (D.Henley).
20	1	2-8-CIN 36	(2:52) (Shotgun) J.Burrow pass short middle to T.Higgins to LAC 44 for 20 yards (J.Taylor; A.Gilman).
19	1	1-10-LAC 32	(9:40) (Shotgun) C.Brown up the middle to LAC 27 for 5 yards (D.James). PENALTY on LAC-D.James, Horse Collar Tackle, 14 yards, enforced at LAC 27.
17	4	2-10-LAC 17	(12:28) (Shotgun) J.Burrow pass deep left to J.Chase for 17 yards, TOUCHDOWN [T.Tart].

Ten Longest Plays for Los Angeles Chargers

Yards	Qtr	Play Start	Play Description
30	2	2-5-LAC 39	(8:51) (Shotgun) J.Herbert scrambles up the middle ran ob at CIN 31 for 30 yards (J.Battle).
29	1	1-10-CIN 29	(3:39) J.Herbert pass deep right to W.Dissly for 29 yards, TOUCHDOWN.
29	4	1-10-CIN 29	(:26) J.Dobbins left tackle for 29 yards, TOUCHDOWN.
28	4	1-10-LAC 16	(:45) (Shotgun) J.Herbert pass deep right to L.McConkey to LAC 44 for 28 yards (M.Hilton).
27	4	2-10-LAC 44	(:31) (Shotgun) J.Herbert pass deep left to L.McConkey ran ob at CIN 29 for 27 yards (G.Stone) [T.Hendrickson].
26	2	2-7-CIN 26	(11:09) J.Herbert pass deep left to Q.Johnston for 26 yards, TOUCHDOWN.
24	2	1-10-CIN 29	(:28) (Shotgun) J.Herbert pass deep right to W.Dissly to CIN 5 for 24 yards (J.Newton; G.Stone).
22	2	1-10-LAC 29	(12:49) J.Herbert pass deep left to Q.Johnston pushed ob at CIN 49 for 22 yards (D.Turner).
20	1	2-15-LAC 25	(5:48) (Shotgun) J.Herbert scrambles up the middle to LAC 45 for 20 yards (G.Stone).
20	1	2-4-CIN 49	(4:18) J.Herbert pass deep right to L.McConkey pushed ob at CIN 29 for 20 yards (G.Stone). LAC-L.McConkey was injured

Touchdown Scoring Information

		Offense	Defense	Special Teams
VISITOR	Cincinnati Bengals	3	0	0
HOME	Los Angeles Chargers	4	0	0

Player Scoring Information

Club	Player	TD	Rush TD	Rec TD	KO TD	Punt TD	Int TD	Fum TD	Misc TD	FG	XP	2Pt Rush	2Pt Rec	Sfty	Points
CIN	J.Chase	0	0	2	0	0	0	0	0	0	0	0	0	0	12
CIN	E.McPherson	0	0	0	0	0	0	0	0	2	3	0	0	0	9
CIN	T.Higgins	0	0	1	0	0	0	0	0	0	0	0	0	0	6
LAC	J.Dobbins	0	2	0	0	0	0	0	0	0	0	0	0	0	12
LAC	C.Dicker	0	0	0	0	0	0	0	0	2	4	0	0	0	10
LAC	W.Dissly	0	0	1	0	0	0	0	0	0	0	0	0	0	6
LAC	Q.Johnston	0	0	1	0	0	0	0	0	0	0	0	0	0	6

Possession Detail

	First Half		Second Half		Game	
	Visitor	Home	Visitor	Home	Visitor	Home
Largest Lead	3	18	0	21	3	21
Drives Leading	0	3	0	4	0	7
Time of Possession Leading	0:00	9:18	0:00	7:56	0:00	17:14
Largest Deficit	-18	-3	-21	0	-21	-3
Drives Trailing	3	1	5	0	8	1
Time of Possession Trailing	9:16	2:53	10:01	0:00	19:17	2:53
Times Score Tied Up		0		1		1
Lead Changes		2		1		3

Playtime Percentage

Percent of playtime per player on offense, defense and special teams (Unofficial)

Cincinnati Bengals

Los Angeles Chargers

		Offense	Defense	Special Teams				Offense	Defense	Special Teams			
C.Ford	G	82	100%	7	19%	J.Alt	T	67	100%	6	16%		
C.Volson	G	82	100%	7	19%	R.Slater	T	67	100%	6	16%		
T.Karras	C	82	100%	7	19%	Z.Johnson	G	67	100%	6	16%		
A.Mims	T	82	100%	5	14%	J.Herbert	QB	67	100%				
A.Cappa	G	82	100%			B.Bozeman	C	67	100%				
J.Burrow	QB	82	100%			T.Pipkins	T	63	94%	6	16%		
J.Chase	WR	81	99%			Q.Johnston	WR	55	82%				
T.Higgins	WR	69	84%			J.Palmer	WR	51	76%				
C.Brown	RB	68	83%			J.Dobbins	RB	49	73%				
A.Iosivas	WR	56	68%			L.McConkey	WR	49	73%				
M.Gesicki	TE	51	62%			W.Dissly	TE	38	57%				
D.Sample	TE	49	60%	19	51%	T.Fisk	TE	24	36%	9	24%		
J.Burton	WR	18	22%	6	16%	S.Matlock	FB	22	33%	3	4%		
T.Hudson	TE	9	11%	31	84%	J.Reagor	WR	13	19%	6	16%		
K.Herbert	RB	4	5%	12	32%	G.Edwards	RB	11	16%				
T.Irwin	WR	4	5%	6	16%	S.Smarrt	TE	7	10%	14	38%		
C.Grandy	TE	1	1%	6	16%	D.Davis	WR	7	10%	12	32%		
L.Wilson	LB		67	100%	6	16%	H.Haskins	RB	6	9%	23	62%	
G.Pratt	LB		65	97%			J.Salyer	G	4	6%	6	16%	
G.Stone	SS		63	94%	5	14%	S.Mustipher	C	3	4%	6	16%	
T.Hendrickson	DE		57	85%			D.Henley	LB		82	100%	15	41%
J.Newton	CB		51	76%	21	57%	D.James	SS		82	100%	1	3%
M.Hilton	CB		51	76%			A.Gilman	SS		79	96%	2	5%
B.Hill	DT		51	76%			E.Molden	CB		73	89%	12	32%
D.Turner	CB		46	69%	5	14%	T.Tuipulotu	DE		69	84%	13	35%
V.Bell	SS		40	60%			K.Fulton	CB		64	78%		
K.Jenkins	DT		38	57%	6	16%	T.Still	CB		57	70%	11	30%
S.Hubbard	DE		30	45%			J.Bosa	DE		55	67%		
J.Ossai	DE		29	43%	12	32%	B.Dupree	LB		53	65%	1	3%
C.Taylor-Britt	CB		29	43%			M.Fox	DT		46	56%	8	22%
J.Battle	SS		27	40%	24	65%	P.Ford	DE		44	54%	7	19%
M.Jackson	DT		23	34%	6	16%	C.Hart	CB		42	51%	3	8%
M.Murphy	DE		23	34%			J.Taylor	CB		41	50%	25	68%
A.Davis-Gaither	LB		20	30%	30	81%	O.Ogbonnia	DT		30	37%	7	19%
J.Tufele	DT		15	22%	6	16%	T.Dye	LB		27	33%	30	81%
D.Ivey	CB		8	12%	22	59%	T.Tart	DT		25	30%	7	19%
M.Njongmeta	LB		4	6%	30	81%	D.Perryman	LB		23	28%	5	14%
T.Anderson	SS				30	81%	E.Apple	CB		4	5%	7	19%
S.Heyward	LB				24	65%	C.Murphy	LB		2	2%	18	49%
T.Williams	RB				18	49%	J.Eboigbe	DE		2	2%	11	30%
R.Rehkov	P				13	35%	N.Niemann	LB				31	84%
C.Adomitis	LS				13	35%	S.Quarterman	LB				23	62%
E.McPherson	K				13	35%	A.Finley	FS				15	41%
A.Stueber	T				7	19%	C.Dicker	K				12	32%
M.Lee	C				7	19%							

D.Cochran	T	2	5%	J.Harris	LS	12	32%
				J.Scott	P	12	32%
				F.Sarell	T	6	16%