



BOLT UP
los angeles chargers football



GAME RELEASE



vs.



WEEK 18 | SUN. JAN. 5 | 1:25 PM PT

GAME RELEASE

213.719.6600 | Chargers.com | @Chargers



Josh.Rupprecht@Chargers.NFL.com | Jennifer.Rojas@Chargers.NFL.com

Lauren.Georgeson@Chargers.NFL.com | Brock.Anderson@Chargers.NFL.com

Leonie.Strehl@Chargers.NFL.com | Ricky.Martinez@Chargers.NFL.com

BOLTS CLOSE REGULAR SEASON IN LAS VEGAS

The Los Angeles Chargers close the regular season against an AFC West opponent, the Las Vegas Raiders. Kickoff from Allegiant Stadium on Sun., Jan. 5 is at 1:25 p.m. PT. Kevin Harlan, Trent Green and Melanie Collins have the call on CBS, while Matt "Money" Smith, Daniel Jeremiah and Shannon Farren will broadcast on the Chargers Radio Network airwaves on ALT FM-98.7 as well as on SiriusXM 211 or 383 and on the SiriusXM app. Adrian Garcia-Marquez and Francisco Pinto will present the game in Spanish on Que Buena Los Angeles.

Los Angeles and Las Vegas opened the season at SoFi Stadium in Week 1, with the Bolts winning, 22-10. The Week 18 matchup is the 15th season finale between the teams, with the Chargers winning four of the last five such matchups with the Raiders. 10 of the last 15 road games against the Raiders have been decided by one score.

The Chargers are coming off 33-point victory to clinch a playoff spot. In the game, quarterback **Justin Herbert** reached 20,747 career passing yards, the most by any player in history through five seasons. He also became just the third player ever to have 3,000 passing yards and 20 touchdowns in each of his first five seasons. Safety **Derwin James Jr.**, had a pair of fourth-down sacks in the game, the most in a single game by a defensive back since sacks became an official stat in 1982. Wide receiver **Ladd McConkey** set team single-season rookie records in catches (77) and yards (1,054).

Las Vegas' offense features standout rookie tight end Brock Bowers, who set an NFL rookie record with 108 catches this season to go along with 1,144 yards and four touchdowns. Linebacker Robert Spillane is among the NFL's tackle leaders this season, while cornerback Jack Jones has a team-high three interceptions.

The Bolts will play next week in the AFC Wild Card. Details of the matchup, including opponent, date and time, are to be determined.

BY THE NUMBERS

- 35** K Cameron Dicker made all four field goals and four extra points in Week 17, winning Special Teams Player of the Week for his efforts. He now has a career-best and single-season franchise-record 35 made field goals on the year.
- 7** The Los Angeles defense has allowed seven-or-fewer points in the first half of 12 games this season, the most by any team in a single season since 2018.
- 10** QB Justin Herbert reached 20,747 yards to surpass Hall of Fame QB Peyton Manning for the most passing yards through the first five seasons of a career.

ON THE CALL

TELEVISION: CBS
Play-by-play: Kevin Harlan
Analyst: Trent Green
Sideline: Melanie Collins

CHARGERS RADIO: ALT FM-98.7
Play-by-play: Matt "Money" Smith
Analyst: Daniel Jeremiah
Sideline: Shannon Farren

NATIONAL RADIO: SPORTS USA
Play-by-play: Larry Kahn
Analyst: Ron Rivera

SPANISH RADIO: QUE BUENA LOS ANGELES (FM-105.5/94.3)
Play-by-play: Adrian Garcia-Marquez
Analyst: Francisco Pinto

CHARGERS MOBILE APP: Official team news, full game stats and live press conferences are available on the Chargers mobile app. For more details, visit Chargers.com/app.

2024 CHARGERS SCHEDULE

PRESEASON (1-2)

Wk	Date	Opponent	TV	Result
1	Sat., Aug. 10	SEATTLE	CBS LA	L, 16-3
2	Sat., Aug. 17	L.A. RAMS	CBS LA	L, 13-9
3	Sat., Aug. 24	at Dallas	CBS LA	W, 26-19

REGULAR SEASON (10-6)

Wk	Date	Opponent	TV	Time*/Res.
1	Sun., Sept. 8	LAS VEGAS	CBS	W, 22-10
2	Sun., Sept. 15	at Carolina	CBS	W, 26-3
3	Sun., Sept. 22	at Pittsburgh	CBS	L, 20-10
4	Sun., Sept. 29	KANSAS CITY	CBS	L, 17-10
5	—	BYE	—	—
6	Sun., Oct. 13	at Denver	CBS	W, 23-16
7	Mon., Oct. 21	at Arizona	ESPN+	L, 17-15
8	Sun., Oct. 27	NEW ORLEANS	FOX	W, 26-8
9	Sun., Nov. 3	at Cleveland	CBS	W, 27-10
10	Sun., Nov. 10	TENNESSEE	FOX	W, 27-17
11	Sun., Nov. 17	CINCINNATI	NBC	W, 34-27
12	Mon., Nov. 25	BALTIMORE	ESPN	L, 30-23
13	Sun., Dec. 1	at Atlanta	CBS	W, 17-13
14	Sun., Dec. 8	at Kansas City	NBC	L, 19-17
15	Sun., Dec. 15	TAMPA BAY	FOX	L, 40-17
16	Thurs., Dec. 19	DENVER	PRIME	W, 34-27
17	Sat., Dec. 28	at New England	NFLN	W, 40-7
18	Sun., Jan. 5	at Las Vegas	CBS	1:25 p.m.

**All Times Pacific*

HOME GAMES IN CAPS

2024 AFC WEST STANDINGS

Team	W	L	T	Pct.	PF	PA
Kansas City	15	1	0	.938	385	288
L.A. Chargers	10	6	0	.625	368	281
Denver	9	7	0	.563	387	311
Las Vegas	4	12	0	.250	289	400

RELEASE INDEX

Content	Page	Content	Page
The 2024 Schedule	2	Joey Bosa Notes	29
Raiders Series History	3	Tuli Tuipulotu Notes	31
The Matchup	5	Daiyan Henley Notes	32
Connections	7	Cameron Dicker Notes	33
Assistant Coaches	8	Other Player Notes	35
Team Notes	9	Career Stats vs. Raiders	37
Justin Herbert Notes	12	2024 Stats	43
J.K. Dobbins Notes	21	Game Summaries	45
Ladd McConkey Notes	23	Rosters & Transactions	53
Derwin James Jr. Notes	24	Media Information	62
Khalil Mack Notes	26		

BREAKING DOWN THE 2024 SCHEDULE

SERIES BREAKDOWN	2024 RECORD	NOTES
 <p>ALL-TIME: 59-68-2 HOME: 31-33-1 AWAY: 28-35-1 LAST: W, 22-10 – 2024 vs. Raiders</p>	<p>OVERALL: 4-12-0 HOME: 2-5-0 AWAY: 2-7-0 STANDING: 4th AFC West</p>	<p>The Chargers have won 15 of the past 21 home contests against the Raiders and defeated the Raiders in 12 of the last 20 road games. Los Angeles beat the Raiders at SoFi Stadium last season behind Khalil Mack's single-game franchise-record six sacks.</p>
 <p>ALL-TIME: 2-6-0 HOME: 0-4-0 AWAY: 2-2-0 LAST: W, 26-3 – 2024 at Panthers</p>	<p>OVERALL: 4-12-0 HOME: 3-6-0 AWAY: 1-6-0 STANDING: 4th NFC South</p>	<p>Los Angeles heads to Carolina to play the Panthers for just the fourth time in history and first since 2016. In the last matchup, a home game against Carolina in 2020, Justin Herbert made his second career start and threw for 330 yards, becoming the third player in NFL history to top 300 passing yards in each of his first two career starts.</p>
 <p>ALL-TIME: 9-24-0 HOME: 7-9-0 AWAY: 2-15-0 LAST: L, 20-10 – 2024 at Steelers</p>	<p>OVERALL: 10-6-0 HOME: 5-2-0 AWAY: 5-4-0 STANDING: 2nd AFC North</p>	<p>The Bolts have won three of the last five bouts in the series, including the 2021 <i>Sunday Night Football</i> come-from-behind victory at home by four points where Justin Herbert become the first player in NFL history to throw for 350 yards and run for 90 in the same game.</p>
 <p>ALL-TIME: 57-71-1 HOME: 31-32-1 AWAY: 26-39-0 LAST: L, 19-17 – 2024 at Chiefs</p>	<p>OVERALL: 15-1-0 HOME: 8-0-0 AWAY: 7-1-0 STANDING: 1st AFC West</p>	<p>The Chargers have an all-time regular-season home record against the Chiefs of 31-31-1, with the last five matchups being decided by one score. The Chargers have won two of the last four road games against the Chiefs, including back-to-back wins in 2020 and 2021.</p>
 <p>ALL-TIME: 57-72-1 HOME: 38-27-0 AWAY: 19-45-1 LAST: W, 34-27 – 2024 vs. Broncos</p>	<p>OVERALL: 9-7-0 HOME: 5-2-0 AWAY: 4-5-0 STANDING: 3rd AFC West</p>	<p>The Bolts hold a 37-27 regular-season home record against the Broncos. In the 2022 home game on <i>Monday Night Football</i>, Los Angeles beat Denver in overtime, 19-16. 11 of the last 14 matchups in the Mile High City have been decided by one score, including six of them by less than seven points.</p>
 <p>ALL-TIME: 11-5-0 HOME: 7-1-0 AWAY: 4-4-0 LAST: L, 17-15 – 2024 at Cardinals</p>	<p>OVERALL: 7-9-0 HOME: 5-3-0 AWAY: 2-6-0 STANDING: 3rd NFC West</p>	<p>The Chargers hold a 11-4 (.733) all-time advantage against Arizona. Los Angeles has won five of the last six games, including a 25-24 come-from-behind victory in 2022. The Week 7 matchup marks the third-ever Monday night contest between the teams and the first since 2014.</p>
 <p>ALL-TIME: 8-6-0 HOME: 4-3-0 AWAY: 4-3-0 LAST: W, 26-8 – 2024 vs. Saints</p>	<p>OVERALL: 5-11-0 HOME: 3-6-0 AWAY: 2-5-0 STANDING: 3rd NFC South</p>	<p>The Chargers face the Saints for the 14th time in history, boasting a 7-6 all-time advantage. Typically high-scoring affairs, Los Angeles has eclipsed 25 points in five of the last six games. The late October matchup is the first home game for the Chargers between the teams since 2016.</p>
 <p>ALL-TIME: 20-9-1 HOME: 9-4-0 AWAY: 11-5-1 LAST: W, 27-10 – 2024 at Browns</p>	<p>OVERALL: 3-13-0 HOME: 2-6-0 AWAY: 1-7-0 STANDING: 4th AFC North</p>	<p>Winners of 14 of the last 18 matchups with Cleveland, the Chargers hold a 19-9-1 advantage in the regular-season series against the Browns. Los Angeles won the last matchup in Cleveland in 2022, 30-28, and is undefeated in all 14 games in the series when scoring 25 points.</p>
 <p>ALL-TIME: 29-16-1 HOME: 20-3-1 AWAY: 9-13-0 LAST: W, 27-17 – 2024 vs. Titans</p>	<p>OVERALL: 3-13-0 HOME: 1-6-0 AWAY: 2-7-0 STANDING: 4th AFC South</p>	<p>The Chargers are 28-16-1 (0.636) against the former AFL West rival. Los Angeles has won 11 of the past 14 games overall, eight straight as the home team. In the eight-straight home wins, the Bolts average 30.8 points and 401.3 net yards per game.</p>
 <p>ALL-TIME: 22-14-0 HOME: 11-7-0 AWAY: 11-7-0 LAST: W, 34-27 – 2024 vs. Bengals</p>	<p>OVERALL: 8-8-0 HOME: 3-5-0 AWAY: 5-3-0 STANDING: 3rd AFC North</p>	<p>The game will be the first home matchup for the Chargers against the Bengals since a 26-21 victory in 2018. The Bolts have won three-straight games against Cincinnati, including a 19-point victory in 2021 that saw Justin Herbert throw for 317 yards and three touchdowns, registering a 118.4 passer rating.</p>
 <p>ALL-TIME: 5-10-0 HOME: 4-6-0 AWAY: 1-4-0 LAST: L, 30-23 – 2024 vs. Ravens</p>	<p>OVERALL: 11-5-0 HOME: 5-2-0 AWAY: 6-3-0 STANDING: 1st AFC North</p>	<p>The Chargers host the Ravens for the second-straight season, this time featuring brothers at the helm — Los Angeles Head Coach Jim Harbaugh and Baltimore Head Coach John Harbaugh. Last year, the Chargers and Ravens were also on primetime, squaring off on <i>Sunday Night Football</i>.</p>
 <p>ALL-TIME: 5-8-0 HOME: 1-6-0 AWAY: 4-2-0 LAST: W, 17-13 – 2024 at Falcons</p>	<p>OVERALL: 8-8-0 HOME: 4-4-0 AWAY: 4-4-0 STANDING: 2nd NFC South</p>	<p>The Bolts have won each of the past three matchups against Atlanta by three points, including one in 2022 that saw Cameron Dicker make a game-winning kick as time expired, earning him AFC Special Teams Player of the Week honors. Nine of the 12 games in series history were decided by one score.</p>
 <p>ALL-TIME: 8-5-0 HOME: 3-3-0 AWAY: 5-2-0 LAST: L, 40-17 – 2024 vs. Buccaneers</p>	<p>OVERALL: 9-7-0 HOME: 4-4-0 AWAY: 5-3-0 STANDING: 1st NFC South</p>	<p>With a regular-season record of 8-4 (.667) against the Buccaneers, the Bolts host Tampa Bay for the first time since 2016. Four of the past six games between the teams have been decided by one score. In the all-time series, the Chargers are 5-1 when scoring 25-plus points.</p>
 <p>ALL-TIME: 16-24-2 HOME: 6-12-1 AWAY: 11-12-1 LAST: W, 40-7 – 2024 at Patriots</p>	<p>OVERALL: 3-13-0 HOME: 1-6-0 AWAY: 2-7-0 STANDING: 4th AFC East</p>	<p>Los Angeles heads to New England for second-straight season, winning 6-0 last year for the team's first shutout since 2017. The Patriots hold a 24-15-2 advantage in the all-time series, with five of the last seven matchups having been decided by less than 10 points.</p>

CHARGERS-RAIDERS SERIES HISTORY

SERIES BREAKDOWN

All-Time Series Record	59-69-2 (.462)
Regular Season Series Record	59-68-2 (.465)
Chargers All-Time at Raiders	30-35-1 (.462)
Current Streak	W, One (1) game
Last Meeting	Sept. 8, 2024 vs. L.V. – W, 22-10
Longest Chargers Win Streak	13 games (2003-09)
Longest Raiders Win Streak	10 games (1972-77)
Head Coach Jim Harbaugh vs. Raiders	1-0 (1.000)
Harbaugh All-Time vs. Raiders*	1-1 (.500)
Most Career GP vs. Raiders	OLB Joey Bosa (11)

*Including years as assistant coach

TEAM SUPERLATIVES AGAINST RAIDERS

Most Points Scored	55 – Nov. 22, 1981 at Oak.
Fewest Points Allowed	0 – Last: Sept. 11, 2006 at Oak.
Average Points Scored	21.9
Average Points Allowed	22.1
Most Points (Combined)	84 – Dec. 14, 2023 at L.V.
Fewest Points (Combined)	6 – Oct. 5, 1975 vs. Oak.
Largest Margin of Victory	44 – Sept. 17, 1961 vs. Oak.
Most Total Net Yards	593 – Nov. 10, 1985 vs. Rai.^
Fewest Total Net Yards Allowed	58 – Sept. 22, 1961 at Oak.
Most First Downs	33 – Oct. 31, 2004 vs. Oak.
Fewest First Downs Allowed	11 – Oct. 11, 1998 at Oak.
Most Net Passing Yards	426 – Nov. 10, 1985 vs. Rai.^
Fewest Net Passing Yards Allowed	0 – Dec. 28, 2003 vs. Oak.
Most Rushing Yards	263 – Last: Dec. 28, 2003 vs. Oak.
Fewest Rushing Yards Allowed	2 – Oct. 22, 1961 at Oak.
Most Takeaways	7 – Sept. 1, 1964 vs. Oak.
Fewest Giveaways	0 – Last: Sept. 9, 2024 vs. L.V.

MOST RECENT SINGLE-GAME HIGHS

Category	Date	Opp./Loc.	Player	No.
Completions	Oct. 25, 2015	vs. Oak.	P.Rivers	38
Comp. Pct.*	Oct. 31, 2004	vs. Oak.	D.Brees	88.0
Passing Yards	Nov. 10, 1985	vs. Rai.^	D.Fouts	436
Passing TDs	Nov. 22, 1981	at Oak.	D.Fouts	6
Passer Rating*	Oct. 31, 2004	vs. Oak.	D.Brees	153.1
Rushing Yards	Dec. 28, 2003	vs. Oak.	L.Tomlinson	243
Rushing TDs	Oct. 14, 2007	vs. Oak.	L.Tomlinson	4
Receptions	Nov. 22, 1981	at Oak.	K.Winslow	13
Receiving Yards	Oct. 10, 2010	at Oak.	M.Floyd	213
Receiving TDs	Nov. 22, 1981	at Oak.	K.Winslow	5
Scrim. Yards	Dec. 28, 2003	vs. Oak.	L.Tomlinson	260
Scrim. TDs	Nov. 22, 1981	at Oak.	K.Winslow	5
Tackles	Nov. 7, 2019	at Oak.	D.Tranquill	14
Sacks	Oct. 1, 2023	vs. L.V.	K.Mack	6.0
Interceptions	Nov. 27, 1995	vs. Oak.	D.Harper	3
FGs Made	Oct. 5, 1997	at Oak.	G.Davis	6
Net Punt Avg.**	Oct. 15, 2017	at Oak.	D.Kaser	55.8

*Min. 20 Pass Attempts

**Min. Three Punts

^L.A. Raiders (1982-94)

ALL-TIME GAMES AGAINST RAIDERS

Date	Opponent	Result	Venue
Nov. 27, 1960	vs. Oakland	W, 52-28	L.A. Memorial Coliseum
Dec. 4, 1960	at Oakland	W, 41-17	Candlestick Park
Sept. 17, 1961	vs. Oakland	W, 44-0	Balboa Stadium
Oct. 22, 1961	at Oakland	W, 41-10	Candlestick Park
Sept. 30, 1962	at Oakland	W, 42-33	Frank Youell Field
Dec. 2, 1962	vs. Oakland	W, 31-21	Balboa Stadium
Oct. 27, 1963	vs. Oakland	L, 34-33	Balboa Stadium
Dec. 8, 1963	at Oakland	L, 41-27	Frank Youell Field
Nov. 1, 1964	vs. Oakland	W, 31-17	Balboa Stadium
Dec. 20, 1964	at Oakland	L, 21-20	Frank Youell Field
Sept. 19, 1965	at Oakland	W, 17-6	Frank Youell Field
Dec. 19, 1965	vs. Oakland	W, 24-14	Balboa Stadium
Sept. 25, 1966	at Oakland	W, 29-20	Oak-Alameda Co. Coliseum
Nov. 13, 1966	vs. Oakland	L, 41-19	Balboa Stadium
Oct. 29, 1967	at Oakland	L, 51-10	Oak-Alameda Co. Coliseum
Dec. 3, 1967	vs. Oakland	L, 41-21	San Diego Stadium
Oct. 13, 1968	at Oakland	W, 23-14	Oak-Alameda Co. Coliseum
Dec. 15, 1968	vs. Oakland	L, 34-27	San Diego Stadium
Oct. 26, 1969	vs. Oakland	L, 24-12	San Diego Stadium
Nov. 16, 1969	at Oakland	L, 21-16	Oak-Alameda Co. Coliseum
Sept. 27, 1970	vs. Oakland*	T, 27-27	San Diego Stadium
Nov. 22, 1970	at Oakland	L, 20-17	Oak-Alameda Co. Coliseum
Sept. 26, 1971	vs. Oakland	L, 34-0	San Diego Stadium
Nov. 21, 1971	at Oakland	L, 34-33	Oak-Alameda Co. Coliseum
Oct. 1, 1972	at Oakland	T, 17-17	Oak-Alameda Co. Coliseum
Dec. 3, 1972	vs. Oakland	L, 21-19	San Diego Stadium
Oct. 14, 1973	vs. Oakland	L, 27-17	San Diego Stadium
Nov. 25, 1973	at Oakland	L, 31-3	Oak-Alameda Co. Coliseum
Oct. 13, 1974	vs. Oakland	L, 14-10	San Diego Stadium
Nov. 17, 1974	at Oakland	L, 17-10	Oak-Alameda Co. Coliseum
Oct. 5, 1975	vs. Oakland	L, 6-0	San Diego Stadium
Oct. 26, 1975	at Oakland	L, 25-0	Oak-Alameda Co. Coliseum
Oct. 10, 1976	vs. Oakland	L, 27-17	San Diego Stadium
Dec. 12, 1976	at Oakland	L, 24-0	Oak-Alameda Co. Coliseum
Sept. 18, 1977	at Oakland	L, 24-0	Oak-Alameda Co. Coliseum
Nov. 20, 1977	vs. Oakland	W, 12-7	San Diego Stadium
Sept. 10, 1978	vs. Oakland	L, 21-20	San Diego Stadium
Oct. 29, 1978	at Oakland	W, 27-23	Oak-Alameda Co. Coliseum
Sept. 9, 1979	vs. Oakland	W, 30-10	San Diego Stadium
Oct. 25, 1979	at Oakland	L, 45-22	Oak-Alameda Co. Coliseum
Sept. 14, 1980	vs. Oakland	W, 30-24 (OT)	Jack Murphy Stadium
Oct. 12, 1980	at Oakland	L, 38-24	Oak-Alameda Co. Coliseum
Jan. 11, 1981	vs. Oakland**	L, 34-27	Jack Murphy Stadium
Nov. 22, 1981	at Oakland	W, 55-21	Oak-Alameda Co. Coliseum
Dec. 21, 1981	vs. Oakland	W, 23-10	Jack Murphy Stadium
Nov. 22, 1982	at Los Angeles	L, 28-24	L.A. Memorial Coliseum
Jan. 2, 1983	vs. Los Angeles	L, 41-34	Jack Murphy Stadium
Dec. 1, 1983	vs. Los Angeles	L, 42-10	Jack Murphy Stadium
Dec. 18, 1983	at Los Angeles	L, 30-14	L.A. Memorial Coliseum
Sept. 24, 1984	at Los Angeles	L, 33-30	L.A. Memorial Coliseum
Oct. 21, 1984	vs. Los Angeles	L, 44-37	Jack Murphy Stadium
Oct. 28, 1985	at Los Angeles	L, 34-21	L.A. Memorial Coliseum
Nov. 10, 1985	vs. Los Angeles	W, 40-34 (OT)	Jack Murphy Stadium

CHARGERS-RAIDERS SERIES HISTORY

ALL-TIME GAMES AGAINST RAIDERS

Date	Opponent	Result	Venue
Sept. 28, 1986	at Los Angeles	L, 17-13	L.A. Memorial Coliseum
Nov. 20, 1986	vs. Los Angeles	L, 37-31 (OT)	Jack Murphy Stadium
Oct. 18, 1987	at Los Angeles	W, 23-17	L.A. Memorial Coliseum
Nov. 15, 1987	vs. Los Angeles	W, 16-14	Jack Murphy Stadium
Sept. 4, 1988	at Los Angeles	L, 24-13	L.A. Memorial Coliseum
Nov. 6, 1988	vs. Los Angeles	L, 13-3	Jack Murphy Stadium
Sept. 10, 1989	at Los Angeles	L, 40-14	L.A. Memorial Coliseum
Nov. 12, 1989	vs. Los Angeles	W, 14-12	Jack Murphy Stadium
Oct. 21, 1990	vs. Los Angeles	L, 24-9	Jack Murphy Stadium
Dec. 30, 1990	at Los Angeles	L, 17-12	L.A. Memorial Coliseum
Oct. 6, 1991	at Los Angeles	W, 21-13	L.A. Memorial Coliseum
Dec. 1, 1991	vs. Los Angeles	L, 9-7	Jack Murphy Stadium
Nov. 29, 1992	vs. Los Angeles	W, 27-3	Jack Murphy Stadium
Dec. 20, 1992	at Los Angeles	W, 36-14	L.A. Memorial Coliseum
Oct. 31, 1993	at Los Angeles	W, 30-23	L.A. Memorial Coliseum
Nov. 21, 1993	vs. Los Angeles	L, 12-7	Jack Murphy Stadium
Sept. 25, 1994	at Los Angeles	W, 26-24	L.A. Memorial Coliseum
Dec. 5, 1994	vs. Los Angeles	L, 24-17	Jack Murphy Stadium
Sept. 3, 1995	at Oakland	L, 17-7	Oak-Alameda Co. Coliseum
Nov. 27, 1995	vs. Oakland	W, 12-6	Jack Murphy Stadium
Sept. 22, 1996	at Oakland	W, 40-34	Oak-Alameda Co. Coliseum
Oct. 21, 1996	vs. Oakland	L, 23-14	Jack Murphy Stadium
Oct. 5, 1997	at Oakland	W, 25-10	Oak-Alameda Co. Coliseum
Nov. 16, 1997	vs. Oakland	L, 38-13	Qualcomm Stadium
Oct. 11, 1998	at Oakland	L, 7-6	Network Associates Coliseum
Dec. 20, 1998	vs. Oakland	L, 17-10	Qualcomm Stadium
Nov. 14, 1999	at Oakland	L, 28-9	Network Associates Coliseum
Dec. 26, 1999	vs. Oakland	W, 23-20	Qualcomm Stadium
Sept. 3, 2000	at Oakland	L, 9-6	Network Associates Coliseum
Oct. 29, 2000	vs. Oakland	L, 15-13	Qualcomm Stadium
Nov. 18, 2001	at Oakland	L, 34-24	Network Associates Coliseum
Dec. 15, 2001	vs. Oakland	L, 13-6	Qualcomm Stadium
Oct. 20, 2002	at Oakland	W, 27-21 (OT)	Network Asso. Coliseum
Dec. 8, 2002	vs. Oakland	L, 27-7	Qualcomm Stadium
Sept. 28, 2003	at Oakland	L, 34-31 (OT)	Network Asso. Coliseum
Dec. 28, 2003	vs. Oakland	W, 21-14	Qualcomm Stadium
Oct. 31, 2004	vs. Oakland	W, 42-14	Qualcomm Stadium
Nov. 21, 2004	at Oakland	W, 23-17	McAfee Coliseum
Oct. 16, 2005	at Oakland	W, 27-14	McAfee Coliseum
Dec. 4, 2005	vs. Oakland	W, 34-10	Qualcomm Stadium
Sept. 11, 2006	at Oakland	W, 27-0	McAfee Coliseum
Nov. 26, 2006	vs. Oakland	W, 21-14	Qualcomm Stadium

ALL-TIME GAMES AGAINST RAIDERS

Date	Opponent	Result	Venue
Oct. 14, 2007	vs. Oakland	W, 28-14	Qualcomm Stadium
Dec. 30, 2007	at Oakland	W, 30-17	McAfee Coliseum
Sept. 28, 2008	at Oakland	W, 28-18	Oak-Alameda Co. Coliseum
Dec. 4, 2008	vs. Oakland	W, 34-7	Qualcomm Stadium
Sept. 14, 2009	at Oakland	W, 24-20	Oak-Alameda Co. Coliseum
Nov. 1, 2009	vs. Oakland	W, 24-16	Qualcomm Stadium
Oct. 10, 2010	at Oakland	L, 35-27	Oak-Alameda Co. Coliseum
Dec. 5, 2010	vs. Oakland	L, 28-13	Qualcomm Stadium
Nov. 10, 2011	vs. Oakland	L, 24-17	Qualcomm Stadium
Jan. 1, 2012	at Oakland	W, 38-26	O.co Coliseum
Sept. 10, 2012	at Oakland	W, 22-14	O.co Coliseum
Dec. 30, 2012	vs. Oakland	W, 24-21	Qualcomm Stadium
Oct. 6, 2013	at Oakland	L, 27-17	O.co Coliseum
Dec. 22, 2013	vs. Oakland	W, 26-13	Qualcomm Stadium
Oct. 12, 2014	at Oakland	W, 31-28	O.co Coliseum
Nov. 16, 2014	vs. Oakland	W, 13-6	Qualcomm Stadium
Oct. 25, 2015	vs. Oakland	L, 37-29	Qualcomm Stadium
Dec. 24, 2015	at Oakland	L, 23-20 (OT)	O.co Coliseum
Oct. 9, 2016	at Oakland	L, 34-31	Oak-Alameda Co. Coliseum
Dec. 18, 2016	vs. Oakland	L, 19-16	Qualcomm Stadium
Oct. 15, 2017	at Oakland	W, 17-16	Oak-Alameda Co. Coliseum
Dec. 31, 2017	vs. Oakland	W, 30-10	StubHub Center
Oct. 7, 2018	vs. Oakland	W, 26-10	StubHub Center
Nov. 11, 2018	at Oakland	W, 20-6	Oak-Alameda Co. Coliseum
Nov. 7, 2019	at Oakland	L, 26-24	Ring Central Coliseum
Dec. 22, 2019	vs. Oakland	L, 24-17	Dignity Health Sports Park
Nov. 8, 2020	vs. Las Vegas	L, 31-26	SoFi Stadium
Dec. 17, 2020	at Las Vegas	W, 30-27 (OT)	Allegiant Stadium
Oct. 4, 2021	vs. Las Vegas	W, 28-14	SoFi Stadium
Jan. 9, 2022	at Las Vegas	L, 35-32 (OT)	Allegiant Stadium
Sept. 11, 2022	vs. Las Vegas	W, 24-19	SoFi Stadium
Dec. 4, 2022	at Las Vegas	L, 27-20	Allegiant Stadium
Oct. 1, 2023	vs. Las Vegas	W, 24-17	SoFi Stadium
Dec. 14, 2023	at Las Vegas	L, 63-21	Allegiant Stadium
Sept. 8, 2024	vs. Las Vegas	W, 22-10	SoFi Stadium

**Known as Oakland Raiders (1960-81 and 1995-2019)
and Los Angeles Raiders (1982-94)**

**Ties were not counted in winning percentage until the 1972 season.
Ties prior to 1972 are not calculated into the series winning percentage.*

****AFC Championship**

THE MATCHUP

AT THE HELM



JIM HARBAUGH

Chargers Head Coach

Overall Record: 59-28-1 (.676)
 Reg. Season Record: 54-25-1 (.681)
 Postseason Record: 10-7 (.588)
 Record vs. L.V.: 1-1 (.500)
 Road Record (Reg.): 26-14 (.650)

Hometown: Toledo, Ohio
 College: Michigan '87

Harbaugh brings with him a winning culture, posting a 144-52 record as a collegiate head coach and a 49-22-1 record as an NFL head coach. In four years, he led the San Francisco 49ers to three-straight NFC Championship Games, including an appearance in Super Bowl XLVII.

With a keen eye for talent and an ability to develop players, Harbaugh coached nine eventual first-round selections over his nine-season tenure at Michigan (2015-23). Over the course of his four seasons (2011-14) with San Francisco, Harbaugh coached 17 players to a combined 30 Pro Bowl selections — the second-most Pro Bowlers in the NFL in that time. Eight of those players were also recognized as first-team All-Pro selections from *The Associated Press*, including linebackers Patrick Willis (twice) and NaVorro Bowman (three times).

Prior to being a head coach in the NFL, Harbaugh spent four years at the helm at Stanford University (2007-10) and three at the University of San Diego (2004-06). He turned around a Stanford program that went 1-11 in 2006 and led the Cardinal to 29 wins over his four seasons in Palo Alto, Calif., including a 12-win season that culminated in an Orange Bowl victory in 2010. Harbaugh broke into the head coaching ranks at San Diego, leading the Toreros to a 29-6 record in three years.

Harbaugh played quarterback at the University of Michigan, finishing his career as one of the most efficient passers in college football history. He posted a 21-3-1 record as a starter for the Wolverines, earning first-team All-American honors and finishing third in voting for the Heisman Trophy in 1986. Harbaugh paced the nation in 1985 in passing efficiency rating, while his career passing efficiency rating ranked as the best in NCAA history for more than 12 years following his time at Michigan.



ANTONIO PIERCE

Raiders Head Coach

Overall Record: 9-16-0 (.360)
 Reg. Season Record: 9-16 (.360)
 Postseason Record: 0-0 (.000)
 Record vs. L.A.C.: 1-1 (.500)
 Home Record (Reg.): 3-7 (.300)

Hometown: Compton, Calif.
 College: Arizona '00

Antonio Pierce was named Head Coach of the Las Vegas Raiders by Owner Mark Davis on Jan. 19, 2024. He was named to the post following a nine-game stint as the team's Interim Head Coach during the 2023 season. Pierce, a nine-year NFL veteran player and a former Super Bowl Champion, team captain and Pro Bowl selection, enters his third season with the Silver and Black after originally joining the Raiders as linebackers coach in 2022.

Pierce assumed Interim Head Coach duties prior to Week 9 of the 2023 season and posted a 5-4 record in nine games, highlighted by a 3-1 mark against AFC West opponents.

Under his guidance, the Raiders finished the season with the fewest penalties in the NFL (75) and twice completed games without a single penalty flag. After Pierce took the helm on Oct. 31, the Raiders were tied for 10th in the NFL in takeaways (14), tied for fifth in turnover margin (+6), and tied for third in sacks (30). The defense also allowed a league-low 16.0 points per game.

A native of Long Beach, Calif., Pierce grew up in Compton, Calif., and attended Paramount (Calif.) High School, where he was an All-CIF Southern Section selection as a linebacker and also played fullback...He played two years at Arizona, seeing action in 23 games and totaling 152 tackles, 20 tackles for loss and seven sacks.

2024 REGULAR SEASON TEAM RANKINGS

10-6
 2nd (AFC West)

4-12
 4th (AFC West)

OFFENSE (NFL RANK)

23.0 (13th)..... Points Per Game..... 18.1 (28th)
 314.9 (23rd)..... Net Yds. Per Game..... 305.6 (25th)
 109.1 (18th)..... Net Rushing Yds. Per Game..... 82.4 (32nd)
 205.8 (21st)..... Net Passing Yds. Per Game..... 223.3 (13th)
 5.33 (16th)..... Scrimmage Yds. Per Play..... 4.81 (29th)
 3/17..... Opp. Interceptions/Return Yds..... 15/174
 43/262..... Sacks Allowed/Yds..... 50/320
 19/6..... Fumbles/Lost..... 18/13
 39.61% (14th)..... Third Down Pct..... 35.35% (28th)
 56.82% (16th)..... Red Zone TD Pct..... 48.84% (29th)
 30:09 (T-15th)..... Time of Possession Avg..... 29:52 (20th)
 9 (2nd)..... Giveaways..... 28 (T-28th)

DEFENSE (NFL RANK)

17.6 (1st)..... Points Per Game..... 25.0 (T-24th)
 328.1 (12th)..... Net Yds. Per Game..... 324.4 (10th)
 122.4 (16th)..... Net Rushing Yds. Per Game..... 115.6 (11th)
 205.8 (8th)..... Net Passing Yds. Per Game..... 208.8 (11th)
 5.31 (14th)..... Scrimmage Yds. Per Play..... 5.29 (13th)
 14/169..... Interceptions/ Return Yds..... 10/130
 42/215..... Sacks/Yds..... 37/303
 11/6..... Opp. Fumbles/Lost..... 14/3
 36.28% (9th)..... Third Down Pct..... 39.13% (16th)
 44.74% (1st)..... Red Zone TD Pct..... 61.54% (23rd)
 20 (T-13th)..... Takeaways..... 13 (T-28th)

+11 (T-4th)..... TURNOVER MARGIN..... -15 (30th)

SPECIAL TEAMS (NFL RANK)

46.7 (21st)..... Punts-Avg. Yds. (Gross)..... 48.8 (9th)
 41.8 (16th)..... Punts-Avg. Yds. (Net)..... 40.9 (22nd)
 12.7 (5th)..... Punt Returns-Avg. Per..... 9.8 (16th)
 9.6 (18th)..... Punt Returns-Avg. Per Allowed..... 11.8 (25th)
 27.7 (17th)..... Kickoff Returns-Avg. Per..... 29.6 (6th)
 28.5 (24th)..... Kickoff Returns-Avg. Per Allowed..... 24.8 (5th)
 35/37 (T-3rd)..... Field Goals Made/Attempted... 32/38 (T-7th)

PENALTIES (NFL RANK)

89/678 (T-1st)..... Penalties Against/Yds..... 93/779 (7th)

THE MATCHUP

WITHIN STRIKING DISTANCE

Los Angeles Chargers

- By allowing seven or fewer points in the first half, will become the first team to do so in 13 games in a season since the 2011 49ers, who were in their first season with Head Coach Jim Harbaugh.

K Cameron Dicker

- Needs 11 points scored to reach 146 on the season and have the most points scored by a kicker in a season in team history (second only to Hall of Fame RB LaDainian Tomlinson's NFL-record 186 in 2006).

RB J.K. Dobbins

- Needs a 100-yard rushing performance to record three on the season, tying his single-season career high.
- Needs 158 rushing yards to record his first 1,000-yard season.
- Needs 17 yards from scrimmage to reach 1,000 on the year.
- Needs one rushing touchdown to reach 10 on the year and set a single-season career high.

OLB Bud Dupree

- With a start on Sunday, would reach 100 career starts.

DL Poona Ford

- Needs a half-sack to reach 3.5 on the season and set a single-season career high.

LB Daiyan Henley

- Needs eight tackles to reach 145 for the year and have the fifth-most tackles by a Charger in a single season since 2000.

QB Justin Herbert

- Needs 253 passing yards to reach 21,000 for his career, with Sunday marking his 79th career game, he would be the fifth-fastest player to reach that number in NFL history.
- Needs a 300-yard performance for the 27th of his career to pass Hall of Fame QB Dan Marino and QB Andrew Luck and tie QB Jameis Winston for the third-most by any player through their first five pro seasons.
- Needs multiple touchdown passes to record his 44th career multi-touchdown game, passing Hall of Fame QB Peyton Manning for the sixth-most by any player through their first five seasons in NFL history.
- With zero interceptions thrown on Sunday, would have just three on the season, good for the second-fewest in NFL history by any passer with at least 450 attempts.

S Derwin James Jr.

- Needs 10 tackles to record his fourth-straight 100-tackle season and the fifth 100-tackle season of his career, which would tie LB Donnie Edwards for the most 100-tackle seasons by a Charger since the turn of the century.
- Needs 1.5 sacks to reach 18.5 for his career, which would be good for the second-most by any defensive back through the first seven seasons of a career since the individual sack became an official stat in 1982.
- Needs 0.5 sacks on fourth down to reach 2.5 fourth-down sacks on the year, good for the most by any defensive back in a single season since at least the turn of the century.

WR Quentin Johnston

- Needs two receiving touchdowns to reach 10 on the season and be the first Charger to do so since 2018.

OLB Khalil Mack

- Needs 2.5 sacks to reach 110.0 for his career and be just the third active player to eclipse that mark.

WR Ladd McConkey

- Needs 100 receiving yards to register his fourth 100-yard game of the season, good for the second-most by a rookie in team history.
- Needs two touchdown catches to be the first Chargers rookie with nine-plus touchdown grabs since WR John Jefferson in 1978.

LB Nick Niemann

- Needs three special teams tackles to reach 14 on the year and tie a single-season career high.

LB Denzel Perryman

- With a start on Sunday, would reach 100 career starts.

P JK Scott

- Needs three punts placed inside the 20 to reach 31 on the year, setting a single-season career high.

2024 INDIVIDUAL LEADERS



10-6
2nd (AFC West)

4-12
4th (AFC West)

PASSING YARDS

Herbert	3,524	Minshew	2,013
Heinicke	28	O'Connell	1,398

RUSHING YARDS

Dobbins	842	Mattison	400
Edwards	365	Abdullah	311
Herbert	264	White/McCormick	183

RECEIVING YARDS

McConkey	1,054	Bowers	1,144
Palmer	584	Meyers	904
Johnston	525	Tucker	515
Dissly	439	Mattison	283

POINTS SCORED

Dicker	136	Carlson	117
Dobbins	54	Mattison	32
Johnston	48	Abdullah	30

INTERCEPTIONS

Still	4	Jones	3
Molden	3	Moehrig	2
Seven others	1	Spillane	2

SACKS

Tuipulotu	8.5	Crosby	7.5
Mack	6.0	Chaisson	5.0
Dupree	6.0	Wilson	4.5

TACKLES (SOLO)

Henley	137 (80)	Spillane	142 (85)
James Jr.	90 (58)	Moehrig	97 (62)
Molden	72 (40)	Pola-Mao	77 (51)
Still	55 (40)	Jones	64 (49)

KICKOFF RETURNS (AVG.)

Davis	19 (27.6)	Abdullah	9 (32.9)
		Laube	5 (29.0)

PUNT RETURNS (AVG.); FC

Davis	17 (13.2); 22	Abdullah	7 (9.1); 7
-----------------	---------------	--------------------	------------

FIELD GOALS

Dicker	35-37 (94.6%)	Carlson	32-38 (84.2%)
------------------	---------------	-------------------	---------------

PUNTS (GROSS/NET AVG.)

Scott	71 (46.7/41.8)	Cole	62 (50.4/42.2)
-----------------	----------------	----------------	----------------

*Player no longer with team.

CHARGERS-RAIDERS CONNECTIONS

COLLEGE CONNECTIONS

	LAC	Jim Harbaugh	2015-23
	LV	Scott Turner	2017
	LAC	Jim Harbaugh	2004-06
	LV	Kade Rannings	2005-06
	LAC	FB/DL Scott Matlock	2018-22
	LV	RB Alexander Mattison	2016-18
	LV	De'Andre Pierce	2016-19
	LAC	Greg Roman	1990-94
	LV	Tom Telesco	1991-94
	LAC	OL Jamaree Salyer	2018-21
	LAC	WR Ladd McConkey	2020-23
	LAC	Robert Muschamp	2021-22
	LV	S Chris Smith II	2018-22
	LV	TE Brock Bowers	2021-23
	LAC	Jesse Minter	2009-12
	LAC	Rick Minter	2010
	LAC	Chris O'Leary	2011-14
	LV	Marcus Lewis	2008-11
	LAC	WR DJ Chark Jr.	2014-18
	LAC	CB Kristian Fulton	2016-19
	LAC	Jeff Carpenter	2021
	LV	DE K'Lavon Chaisson	2017-19
	LV	WR Terrace Marshall Jr.	2018-20
	LV	Andre Carter	2021
	LAC	CB Tarheeb Still	2020-23
	LV	T DJ Glaze	2020-23
	LAC	Rick Minter	2005-07
	LAC	Chris O'Leary	2018-23
	LAC	CB Cam Hart	2019-23
	LAC	Mike Elston	2020-21
	LAC	T Joe Alt	2021-23
	LV	Patrick Graham	2007-08
	LV	S Thomas Harper	2023
	LV	TE Michael Mayer	2020-22
	LAC	RB J.K. Dobbins	2017-19
	LV	T Thayer Munford	2017-21
	LV	LB Tommy Eichenberg	2019-23
	LAC	OLB Tuli Tuipulotu	2020-22
	LV	LB Kana'i Mauga	2018-21
	LV	S Isaiah Pola-Mao	2017-21
	LAC	T Foster Sarell	2017-20
	LAC	TE Tucker Fisk	2018-21
	LV	CB Kyu Blu Kelly	2019-22
	LAC	WR Quentin Johnston	2020-22
	LAC	WR Derius Davis	2018-22
	LV	S Tre'von Moehrig	2018-20
	LAC	DL Otito Ogbornia	2018-21
	LV	CB Darnay Holmes	2017-19
	LV	C Andre James	2015-18

Underlined indicates coaching or administrative roles.

NOTEWORTHY BONDS

Chargers **Head Coach Jim Harbaugh** started his coaching career with the Raiders as Quarterbacks Coach from 2002-03. **Senior Offensive Assistant Marc Trestman** (2001-03) was Offensive Coordinator in his final two seasons with the Raiders from 2002-03.

Raiders **General Manager Tom Telesco** and **Senior Director of Player Personnel JoJo Wooden** spent 11 seasons with the Chargers from 2013-23. Telesco worked as General Manager and Wooden was Director of Player Personnel.

Raiders **Interim Offensive Coordinator Scott Turner** was an Offensive Analyst on Chargers **Head Coach Jim Harbaugh's** staff at Michigan in 2017. Las Vegas **Assistant Special Teams Coach Kade Rannings** was a Defensive Assistant on Harbaugh's staff at San Diego from 2005-06.

Los Angeles **LB Denzel Perryman** (2021-22), **OLB Khalil Mack** (2014-17), **Linebackers Coach NaVorro Bowman** (2017) and **Wide Receivers Coach Sanjay Lal** (1995) played for the Raiders. Lal returned to the Raiders as Offensive Quality Control and Wide Receivers Coach from 2007-11.

Las Vegas **Assistant Special Teams Derius Swinton II** was Special Teams Coordinator with the Chargers in 2021. **S Thomas Harper** spent the 2024 offseason with the Chargers.

Los Angeles **Assistant Defensive Line Coach Will Tukuafu** played with Raiders **DT John Jenkins** at the Seattle Seahawks in 2016.

Las Vegas **Assistant Linebackers Coach Marcus Lewis** and Chargers **Safeties Coach Chris O'Leary** both played at Indiana State in 2011. Chargers **Defensive Coordinator Jesse Minter** was on the Sycamores' staff from 2009-12 and coached Lewis in 2011.

Las Vegas **Defensive Line Coach Rob Leonard** played at North Carolina State while Chargers **Senior Offensive Assistant Marc Trestman** was on the coaching staff from 2005-06.

Las Vegas **CB Darnay Holmes** is from Calabasas, Calif. and attended UCLA from 2017-19. **CB Jack Jones** is from Long Beach, Calif. and attended USC from 2016-17. **Head Coach Antonio Pierce** is from Compton, Calif., attended Paramount High School and coached at Long Beach Poly High School. **Interim Offensive Coordinator Scott Turner** is from Los Angeles, Calif. **Cornerbacks Coach Ricky Manning Jr.** played at UCLA from 1999-02.

PRO CONNECTIONS

OL Coach Mike Devlin (1996-99)
S Tony Jefferson (2013-16)



RGC/LBs Coach Mike Caldwell (1997)
RGC/LBs Coach Mike Caldwell (2013-14)

QB Taylor Heinicke (2023)
TE Tucker Fisk (2022-23)
LS Josh Harris (2012-21)
OLB Bud Dupree (2023)



Head Strength and Conditioning A.J. Neibel (2011-16)
QB Desmond Ridder (2022-23)

C Bradley Bozeman (2020)
RB Gus Edwards (2018-23)
RB J.K. Dobbins (2020-23)
General Manager Joe Hortiz (1998-23)
Offensive Coordinator Greg Roman (2017-22)
OL Coach Mike Devlin (2022-23)
S Tony Jefferson (2017-19)



Assistant Head Coach Marvin Lewis (1996-01)
Senior Defensive Assistant Rob Ryan (2021)
DL Coach Rob Leonard (2022)

Offensive Coordinator Greg Roman (2015-16)
WRs Coach Sanjay Lal (2015-16)



Senior Defensive Assistant Rob Ryan (2016)

QB Taylor Heinicke (2018)
DL Morgan Fox (2021)
TE Hayden Hurst (2023)
WR DJ Chark Jr. (2023)
CB Dicaprio Bootle (2023)
C Bradley Bozeman (2022-23)



Interim Offensive Coordinator Scott Turner (2018-19)
RB Ameer Abdullah (2021)
WR Terrace Marshall Jr. (2021-23)
CB Sam Webb (2023)

LB Troy Dye (2020-23)
Special Teams Coordinator Ryan Ficken (2006-21)



Game Management Matt Sheldon (2010-11)
RB Ameer Abdullah (2018-21)
K Daniel Carlson (2018)
Interim Offensive Coordinator Scott Turner (2014-16)
RB Alexander Mattison (2019-23)
DE Andre Carter II (2023-24)

QB Taylor Heinicke (2020-22)



Interim Offensive Coordinator Scott Turner (2020-22)

Italicized indicates coaches who were players at the time.

ASSISTANT COACHES



RYAN FICKEN

SPECIAL TEAMS COORDINATOR

18TH NFL SEASON | 3RD SEASON WITH CHARGERS



GREG ROMAN

OFFENSIVE COORDINATOR

26TH NFL SEASON | 1ST SEASON WITH CHARGERS



NAVORRO BOWMAN

LINEBACKERS

9TH NFL SEASON | 1ST SEASON WITH CHARGERS



JEFF CARPENTER

OFFENSIVE QUALITY CONTROL/WIDE RECEIVERS

1ST NFL SEASON | 1ST SEASON WITH CHARGERS



SHANE DAY

QUARTERBACKS

16TH NFL SEASON | 3RD SEASON WITH CHARGERS



MIKE ELSTON

DEFENSIVE LINE

1ST NFL SEASON | 1ST SEASON WITH CHARGERS



CHRIS GOULD

ASSISTANT SPECIAL TEAMS

10TH NFL SEASON | 3RD SEASON WITH CHARGERS



MIKE HIESTAND

DEFENSIVE ASSISTANT

6TH NFL SEASON | 3RD SEASON WITH CHARGERS



KIEL McDONALD

RUNNING BACKS

1ST NFL SEASON | 1ST SEASON WITH CHARGERS



ROBERT MUSCHAMP

DEFENSIVE QUALITY CONTROL

2ND NFL SEASON | 2ND SEASON WITH CHARGERS



DYLAN RONEY

DEFENSIVE ASSISTANT

1ST NFL SEASON | 1ST SEASON WITH CHARGERS



MARC TRESTMAN

SENIOR OFFENSIVE ASSISTANT

25TH NFL SEASON | 1ST SEASON WITH CHARGERS



JESSE MINTER

DEFENSIVE COORDINATOR

5TH NFL SEASON | 1ST SEASON WITH CHARGERS



ANDY BISCHOFF

RUN GAME COORDINATOR/TIGHT ENDS


12TH NFL SEASON | 1ST SEASON WITH CHARGERS



MARCUS BRADY

PASSING GAME COORDINATOR


7TH NFL SEASON | 1ST SEASON WITH CHARGERS



STEVE CLINKSCALE

DEFENSIVE BACKS

1ST NFL SEASON | 1ST SEASON WITH CHARGERS



MIKE DEVLIN

OFFENSIVE LINE

29TH NFL SEASON | 1ST SEASON WITH CHARGERS



JONATHAN GOODWIN

OFFENSIVE ASSISTANT/QUARTERBACKS

14TH NFL SEASON | 1ST SEASON WITH CHARGERS



NICK HARDWICK

ASSISTANT OFFENSIVE LINE

12TH NFL SEASON | 12TH SEASON WITH CHARGERS



SANJAY LAL

WIDE RECEIVERS

18TH NFL SEASON | 1ST SEASON WITH CHARGERS



RICK MINTER

SENIOR DEFENSIVE ANALYST


4TH NFL SEASON | 1ST SEASON WITH CHARGERS



CHRIS O'LEARY

SAFETIES

1ST NFL SEASON | 1ST SEASON WITH CHARGERS



PHIL SERCHIA

OFFENSIVE ASSISTANT

2ND NFL SEASON | 2ND SEASON WITH CHARGERS



WILL TUKUAFU

ASSISTANT DEFENSIVE LINE

4TH NFL SEASON | 1ST SEASON WITH CHARGERS

TEAM NOTES

WELCOME TO L.A.



25 players on Los Angeles' active roster are new this season.

HOW NEW CHARGERS WERE ACQUIRED

How Acquired	New Players
Draft Selections	7
Undrafted Free Agents/IPP	0
Veteran Free Agents	17
Practice Squad Signings	0
Trades	2
Waiver Claims	1
Totals	25

NEW CHARGERS ON THE ACTIVE ROSTER

Pos.	Player	Exp.	How Acq.
T	Joe Alt	R	Draft Selection (1-5)
C	Bradley Bozeman	7	Free Agent
WR	DJ Chark Jr.	7	Free Agent
LB	Junior Colson	R	Draft Selection (3-69)
TE	Will Dissly	7	Free Agent
RB	J.K. Dobbins	5	UFA (Baltimore)
OLB	Bud Dupree	10	Free Agent
LB	Troy Dye	5	UFA (Minnesota)
DL	Justin Eboigbe	R	Draft Selection (4-105)
RB	Gus Edwards	7	UFA (Baltimore)
TE	Tucker Fisk	2	Free Agent
DL	Poona Ford	7	UFA (Buffalo)
CB	Kristian Fulton	5	UFA (Tennessee)
CB	Cam Hart	R	Draft Selection (5-140)
RB	Hassan Haskins	3	Waivers (Tennessee)
QB	Taylor Heinicke	7	Trade (Atlanta)
TE	Hayden Hurst	7	Free Agent
WR	Ladd McConkey	R	Draft Selection (2-34)
DB	Elijah Molden	4	Trade (Tennessee)
C	Sam Mustipher	5	Free Agent
LB	Denzel Perryman	10	UFA (Houston)
LB	Shaquille Quarterman	5	Free Agent
CB	Tarheeb Still	R	Draft Selection (5-137)
DL	Teair Tart	5	Free Agent
RB	Kimani Vidal	R	Draft Selection (6-181)

COACH LOCATIONS

For the 2024 season, 16 members of the Chargers coaching staff will be down on the sideline while nine others will be up in the booth. The location of each coach can be seen below:

CHARGERS COACHES DOWN ON THE SIDELINE (16)

Name	Position
Jim Harbaugh	Head Coach
Ryan Ficken	Special Teams Coordinator
Jesse Minter	Defensive Coordinator
Andy Bischoff	Run Game Coordinator/Tight Ends
NaVorro Bowman	Linebackers
Marcus Brady	Passing Game Coordinator
Steve Clinkscale	Defensive Backs
Shane Day	Quarterbacks
Mike Devlin	Offensive Line
Mike Elston	Defensive Line
Jonathan Goodwin	Offensive Assistant/Quarterbacks
Chris Gould	Assistant Special Teams
Nick Hardwick	Assistant Offensive Line
Sanjay Lal	Wide Receivers
Kiel McDonald	Running Backs
Dylan Roney	Defensive Assistant

CHARGERS COACHES UP IN THE BOOTH (9)

Name	Position
Greg Roman	Offensive Coordinator
Jeff Carpenter	Offensive Quality Control/Wide Receivers
Mike Hiestand	Defensive Assistant
Rick Minter	Senior Defensive Analyst
Robert Muschamp	Defensive Quality Control
Chris O'Leary	Safeties
Phil Serchia	Offensive Assistant
Marc Trestman	Senior Offensive Assistant
Will Tukuafu	Assistant Defensive Line

TEAM NOTES

WINNING THE TAKEAWAY BATTLE

The Chargers have recorded 20 takeaways and nine giveaways this season, a plus-11 turnover differential that is tied for the fourth-best in the NFL in 2024.

TURNOVER DIFFERENTIAL, NFL, 2024

Rank	Team	TA	GA	Diff.
1.	Buffalo Bills	31	8	+23
2.	Pittsburgh Steelers	31	16	+15
3.	Green Bay Packers	29	17	+12
4.	Los Angeles Chargers	20	9	+11
	Detroit Lions	24	13	+11
6.	Houston Texans	28	17	+11
	Minnesota Vikings	30	20	+10

Los Angeles' offense protects the football as well as any team in the NFL, as the nine giveaways by the Bolts are good for the second-fewest in the league. The 2024 Chargers are among the best teams in franchise and league history at protecting the football, with the nine turnovers ranking as the fewest in a single season in franchise history and good for the third-fewest in a single season by any team in NFL history.

GIVEAWAYS LEADERS, NFL, 2024

Rank	Team	Giveaways
1.	Buffalo Bills	8
2.	Los Angeles Chargers	9
3.	Baltimore Ravens	11
4.	Detroit Lions	13
	Los Angeles Rams	13

FEWEST TURNOVERS, SINGLE SEASON, CHARGERS HISTORY

Rank	Season	Turnovers
1.	2024	9
2.	2017	15
	2006	15
4.	2020	16
5.	2009	17

FEWEST TURNOVERS, SINGLE SEASON, NFL HISTORY

Rank	Season	Team	Turnovers
1.	2024	Buffalo Bills	8
	2019	New Orleans Saints	8
3.	2024	Los Angeles Chargers	9
4.	2011	San Francisco 49ers	10
	2010	New England Patriots	10

A TOP DEFENSE

The Chargers rank No. 1 in the NFL in scoring defense in 2024, allowing just 17.6 points per game so far this season. In the first half of games, the unit has allowed just 7.8 points per game this season, good for No. 2 in the NFL in 2024.

POINTS ALLOWED PER GAME, NFL, 2024

Rank	Team	Points Allowed/Game
1.	Los Angeles Chargers	17.6
2.	Kansas City Chiefs	18.0
3.	Philadelphia Eagles	18.1
4.	Minnesota Vikings	18.8
5.	Denver Broncos	19.4

POINTS ALLOWED PER GAME, FIRST HALF, NFL, 2024

Rank	Team	Points Allowed/Game
1.	Minnesota Vikings	7.6
2.	Los Angeles Chargers	7.8
3.	Kansas City Chiefs	8.7
4.	Washington Commanders	8.8
5.	San Francisco 49ers	8.9

In 12 games this season, Los Angeles has held opponents to seven-or-fewer points in the first half. It's the most games by an NFL team in a single season since the Chicago Bears in 2018. It's one shy of tying for the most first halves allowing seven or fewer points in a single season for a defense since the turn of the century.

The Bolts held opponents to seven-or-fewer points in each of the 10 first games of the 2024 season. It was the longest streak since 2001, when the Cleveland Browns held opponents to seven or fewer points in 10 consecutive games.

HALVES WITH SEVEN OR FEWER POINTS ALLOWED, SINGLE SEASON, NFL, SINCE 2000

Rank	Seasons	Team	Games
1.	2011	San Francisco 49ers	13
	2007	Washington Redskins	13
	2000	Baltimore Ravens	13
	2000	Tennessee Titans	13
5.	2024	Los Angeles Chargers	12
	2018	Chicago Bears	12
	2010	Pittsburgh Steelers	12
	2008	Baltimore Ravens	12
	2005	Chicago Bears	12
	2001	Chicago Bears	12
	2001	Tampa Bay Buccaneers	12
	2000	Philadelphia Eagles	12

CONSECUTIVE FIRST HALVES WITH SEVEN OR FEWER POINTS ALLOWED, NFL, SINCE 2000

Rank	Seasons	Team	Games
1.	2024	Los Angeles Chargers	10
	2001	Cleveland Browns	10
3.	2011	San Francisco 49ers	8
	2002-03	San Francisco 49ers	8
	2000	Baltimore Ravens	8

TEAM NOTES

GET AFTER THE QUARTERBACK

The Los Angeles defense has gotten after the quarterback this season, ranking tied for No. 5 in the NFL with 46 sacks.

In the month of November, the Bolts defense posted 17 sacks, ranking No. 2 in the NFL over that span.

SACKS, NFL, 2024

Rank	Team	Sacks
1.	Denver Broncos	58
2.	Baltimore Ravens	52
3.	Houston Texans	47
	Minnesota Vikings	47
5.	Los Angeles Chargers	46
	Dallas Cowboys	46
7.	Green Bay Packers	44
	Tampa Bay Buccaneers	44
9.	New York Giants	43
10.	Seattle Seahawks	42

SACKS, NOVEMBER, NFL, 2024

Rank	Team	Sacks
1.	Baltimore Ravens	18
2.	Los Angeles Chargers	17
3.	Baltimore Ravens	15
4.	Arizona Cardinals	14
	Denver Broncos	14
	Los Angeles Rams	14
	Minnesota Vikings	14

UNDER PRESSURE

In Week 14, the Bolts defense totaled 13 quarterback hits, including 11 in the first half. The 11 first-half hits tied for the most in a single first half by any NFL defense since 2000.

MOST QUARTERBACK HITS, SINGLE FIRST HALVES, NFL, SINCE 2000

Rank	Team	Game	QB Hits
1.	L.A. Chargers	Dec. 8, 2024 at K.C.	11
	Pittsburgh	Sept. 20, 2020 vs. Den.	11
	Baltimore	Sept. 24, 2006 at Cle.	11
4.	Miami	Dec. 17, 2023 vs. NYJ	10
	Washington	Oct. 9, 2022 vs. Ten.	10
	Baltimore	Oct. 11, 2020 vs. Cin.	10
	Kansas City	Dec. 13, 2018 vs. LAC	10
	Seattle	Nov. 26, 2017 at S.F.	10
	Arizona	Nov. 5, 2017 at S.F.	10
	Arizona	Dec. 24, 2016 at Sea.	10
	Houston	Nov. 2, 2014 vs. Phi.	10
	Baltimore	Oct. 12, 2014 at T.B.	10
	Houston	Sept. 28, 2014 vs. Buf.	10
	Houston	Nov. 24, 2013 vs. Jax.	10
	Tennessee	Dec. 17, 2006 vs. Jax.	10
	New England	Sept. 24, 2006 vs. Den.	10

BEND, DON'T BREAK

The Bolts defense is the NFL's best in the red zone, allowing just 17 touchdowns on 38 red zone drives (44.7 pct.). The 44.7 defensive red zone percentage leads the league in 2024.

RED ZONE DEFENSE, NFL, 2024

Rank	Team	RZ Drives	RZ TDs	RZ Pct.
1.	L.A. Chargers	38	17	44.7
2.	Miami	50	23	46.0
3.	Chicago	60	28	46.7
4.	Denver	49	23	46.9
5.	L.A. Rams	53	25	47.2

JUSTIN HERBERT

BIG-TIME PERFORMER

After he set rookie records in 2020 with eight 300-yard games and six three-touchdown performances, **Justin Herbert** continues to put up big-time performances.

Herbert has topped 300 passing yards 26 times in his career, tied for the fourth-most in a player's first five pro seasons in NFL history.

MOST GAMES WITH 300-PLUS PASSING YARDS, FIRST FIVE SEASONS, NFL HISTORY

Rank	Team	Player	Games
1.	K.C.	QB Patrick Mahomes	31
2.	StL	QB Kurt Warner*	29
3.	T.B.	QB Jameis Winston	27
4.	LAC	QB Justin Herbert	26
	Cin.	QB Joe Burrow	26
	Mia.	QB Dan Marino*	26
	Ind.	QB Andrew Luck	26
8.	LAR	QB Jared Goff	25

**Pro Football Hall of Famer*

Herbert has thrown at least three touchdowns in 20 games, tied for No. 5 over a player's first five seasons. He has thrown multiple touchdown passes in 43 career games, tied for the sixth-most by a player through their first five professional seasons.

The fifth-year passer has thrown two or more touchdowns and eclipsed a passer rating of 100 in 31 career games, good for the third-most by any player through the first five seasons of a career in NFL history.

MOST GAMES WITH THREE-PLUS TOUCHDOWN PASSES, FIRST FIVE SEASONS, NFL HISTORY

Rank	Team	Player	Games
1.	Mia.	QB Dan Marino*	33
2.	K.C.	QB Patrick Mahomes	28
3.	Cin.	QB Joe Burrow	26
4.	StL	QB Kurt Warner*	21
5.	LAC	QB Justin Herbert	20
	Buf.	QB Josh Allen	20
7.	Ind.	QB Peyton Manning*	19

MOST GAMES WITH MULTIPLE TOUCHDOWN PASSES, FIRST FIVE SEASONS, NFL HISTORY

Rank	Team	Player	Games
1.	Mia.	QB Dan Marino*	50
	K.C.	QB Patrick Mahomes	46
3.	Buf.	QB Josh Allen	45
	Cin.	QB Joe Burrow	45
	Ind.	QB Andrew Luck	45
6.	LAC	QB Justin Herbert	43
	Ind.	QB Peyton Manning*	43
8.	Cin.	QB Andy Dalton	40

**Pro Football Hall of Famer*



HERBERT AS A PRO

Since entering the NFL, **Justin Herbert** ranks inside the NFL's top five in completions, passing yards, passing touchdowns and combined touchdowns. His 26 games with 300-plus passing yards rank tied for No. 3 in the NFL since 2020.

PASSING COMPLETIONS, NFL, SINCE 2020

Rank	Team/s	Player	Completions
1.	K.C.	QB Patrick Mahomes	2,054
2.	LAC	QB Justin Herbert	1,917
3.	Buf.	QB Josh Allen	1,856
4.	LAR/Det.	QB Jared Goff	1,854
5.	Cin.	QB Joe Burrow	1,711

PASSING YARDS, NFL, SINCE 2020

Rank	Team/s	Player	Passing Yards
1.	K.C.	QB Patrick Mahomes	22,940
2.	Buf.	QB Josh Allen	21,271
3.	LAC	QB Justin Herbert	20,747
4.	LAR/Det.	QB Jared Goff	20,608
5.	Min./Atl.	QB Kirk Cousins	18,872

PASSING TOUCHDOWNS, NFL, SINCE 2020

Rank	Team/s	Player	Passing Touchdowns
1.	K.C.	QB Patrick Mahomes	169
2.	Buf.	QB Josh Allen	165
3.	Cin.	QB Joe Burrow	139
4.	LAC	QB Justin Herbert	135
	G.B./NYJ	QB Aaron Rodgers	135
6.	Det./LAR	QB Jared Goff	134

COMBINED TOUCHDOWNS, NFL, SINCE 2020

Rank	Team/s	Player	Combined Touchdowns
1.	Buf.	QB Josh Allen	213
2.	K.C.	QB Patrick Mahomes	179
3.	Cin.	QB Joe Burrow	151
4.	LAC	QB Justin Herbert	148
5.	Bal.	QB Lamar Jackson	143
6.	G.B./NYJ	QB Aaron Rodgers	142
7.	Det./LAR	QB Jared Goff	140
	Phi.	QB Jalen Hurts	140

JUSTIN HERBERT



COMPLETING RECORDS

After setting the rookie completions record in 2020, **Justin Herbert** has completed 1,917 career passes, the most in NFL history through a player's first five seasons.

COMPLETIONS, FIRST FIVE SEASONS, NFL HISTORY

Rank	Team	Player	Completions
1.	LAC	QB Justin Herbert	1,917
2.	Oak.	QB Derek Carr	1,759
3.	Ind.	QB Peyton Manning*	1,749
4.	Cin.	QB Joe Burrow	1,711
5.	Atl.	QB Matt Ryan	1,654

**Pro Football Hall of Famer*

The fifth-year passer's 1,917 completions are also the most in NFL history by any player before turning 27 years old. Herbert previously had the second-most completions by any player in history before turning 26 years old.

Herbert eclipsed 1,800 career completions in Week 12 during his 73rd career game, tying Kansas City QB Patrick Mahomes as the fastest players to reach that mark in NFL history. The fifth-year passer previously set the all-time records as the fastest player in NFL history to reach 1,000 completions (38th career game) and 1,500 completions (57th career game).

COMPLETIONS BEFORE TURNING 27 YEARS OLD, NFL HISTORY

Rank	Team/s	Player	Completions
1.	LAC	QB Justin Herbert	1,917
2.	N.E.	QB Drew Bledsoe	1,887
3.	Det.	QB Matthew Stafford	1,848
4.	Ind.	QB Peyton Manning*	1,749
5.	LAR/Det.	QB Jared Goff	1,667

FEWEST GAMES TO 1,800 COMPLETIONS, NFL HISTORY

Rank	Team/s	Player	Games
1.	LAC	QB Justin Herbert	73
	K.C.	QB Patrick Mahomes	73
2.	Det.	QB Matthew Stafford	75
3.	Ind.	QB Andrew Luck	79
	StL/Phi./Min.	QB Sam Bradford	79
	Was./Min.	QB Kirk Cousins	79

**Pro Football Hall of Famer*

PROTECTING THE FOOTBALL

Justin Herbert has just three interceptions on 468 passing attempts, a passing interception percentage of 0.6 — the second-fewest picks and second-best interception percentage in NFL history by any player in a season (min. 450 att.).

Herbert went 11 consecutive games with zero interceptions and at least 15 passes, becoming just the second player in history to do so.

PASSING INTERCEPTION PERCENTAGE, MIN. 450 ATTEMPTS, SINGLE SEASON, NFL HISTORY

Rank	Season	Team	Player	Passing INT Pct.
1.	2018	G.B.	QB Aaron Rodgers	0.3
2.	2024	LAC	QB Justin Herbert	0.6
3.	2019	G.B.	QB Aaron Rodgers	0.7
4.	2021	G.B.	QB Aaron Rodgers	0.8
5.	2010	N.E.	QB Tom Brady	0.8

PASSING INTERCEPTIONS, MIN. 450 ATTEMPTS., SINGLE SEASON, NFL HISTORY

Rank	Season	Team	Player	Passing INTs
1.	2018	G.B.	QB Aaron Rodgers	2
2.	2024	LAC	QB Justin Herbert	3
3.	2021	G.B.	QB Aaron Rodgers	4
	2019	G.B.	QB Aaron Rodgers	4
	2016	Dal.	QB Dak Prescott	4
	2010	N.E.	QB Tom Brady	4

CONSECUTIVE GAMES WITHOUT AN INTERCEPTION, MIN. 15 ATTEMPTS IN EACH GAME, SINGLE SEASON, NFL HISTORY

Rank	Season	Team	Player	Consecutive Games
1.	2024	LAC	QB Justin Herbert	11
	2010	N.E.	QB Tom Brady	11
3.	2018	Oak.	QB Derek Carr	10

Herbert attempted 357 passes since between interceptions this season, the fifth-longest streak in NFL history. The 357 pass attempts without an interception were also a team record, breaking his own previous team record of 233 consecutive passes.

CONSECUTIVE PASS ATTEMPTS WITHOUT AN INTERCEPTION, NFL HISTORY

Rk.	Team	Quarterback	Dates	Consec. Attempts
1.	G.B.	Aaron Rodgers	Sept. 30, 2018-Dec. 16, 2018	402
2.	T.B.	Tom Brady	Sept. 11, 2022-Nov. 13, 2022	399
3.	Det.	Jared Goff	Nov. 6, 2022-Sept. 17, 2023	383
4.	N.E.	Tom Brady	Oct. 17, 2010-Nov. 12, 2011	358
5.	LAC	Justin Herbert	Sept. 15, 2024-Dec. 15, 2024	357
6.	Chi.	Caleb Williams	Oct. 13, 2024-Dec. 26, 2024	353

CONSECUTIVE PASS ATTEMPTS WITHOUT AN INTERCEPTION, CHARGERS HISTORY

Rank	Quarterback	Dates	Consec. Attempts
1.	Justin Herbert	Sept. 15, 2024-Dec. 15, 2024	357
2.	Justin Herbert	Dec. 26, 2022-Oct. 1, 2023	233
3.	Drew Brees	Oct. 17, 2004-Dec. 5, 2004	194
4.	Philip Rivers	Nov. 27, 2011-Dec. 24, 2011	170

JUSTIN HERBERT

HERBERT SETS PASSING YARDS RECORD

In 2023, **Justin Herbert** set the record for passing yards through a player's first four seasons (17,223). His 20,747 career passing yards are now the most ever through the first five seasons of a career. Herbert is also the only player ever to eclipse 4,000 yards in each of his first three years and the only player to top 4,500 yards in two of his first three seasons.

PASSING YARDS, FIRST FIVE SEASONS, NFL HISTORY

Rank	Team	Player	Passing Yards
1.	LAC	QB Justin Herbert	20,747
2.	Ind.	QB Peyton Manning*	20,618
3.	T.B.	QB Jameis Winston	19,737
4.	Mia.	QB Dan Marino*	19,422
5.	Ind.	QB Andrew Luck	19,078

**Pro Football Hall of Famer*

Herbert topped 15,000 passing yards in his 52nd career game, becoming the second-fastest player in history to eclipse that mark. He eclipsed 20,000 yards in Week 15 — his 76th career game and at 26 years, 280 days old to be the third-youngest and tie as the fifth-fastest player to do so in NFL history.

YOUNGEST PLAYERS TO REACH 20,000 CAREER PASSING YARDS, NFL HISTORY

Rank	Team/s	Player	Age (Years-Days)
1.	N.E.	QB Drew Bledsoe	26-253
2.	Ind.	QB Peyton Manning*	26-266
3.	LAC	QB Justin Herbert	26-280
4.	Det.	QB Matthew Stafford	26-282
5.	Mia.	QB Dan Marino*	27-3
6.	K.C.	QB Patrick Mahomes	27-15
7.	LAR/Det.	QB Jared Goff	27-17
8.	Buf.	QB Josh Allen	27-154

**Pro Football Hall of Famer*

FEWEST GAMES TO 20,000 PASSING YARDS, NFL HISTORY

Rank	Team/s	Player	Games
1.	K.C.	QB Patrick Mahomes	67
2.	Det.	QB Matthew Stafford	71
3.	Mia.	QB Dan Marino*	74
	Ind.	QB Andrew Luck	74
5.	LAC	QB Justin Herbert	76
	StL/NYG/Ari.	QB Kurt Warner*	76
	Was./Min.	QB Kirk Cousins	76

TOUCHDOWN MACHINE

After setting the all-time rookie record with 31 touchdown passes in 2020, **Justin Herbert** joined Hall of Famer Peyton Manning as the only players ever to throw 25 touchdown passes in each of their first three seasons.

Herbert has now thrown for 135 career passing scores, good for No. 6 in NFL history through the first five seasons of a career. In 2023, he eclipsed 100 career touchdown passes in Week 3, making him the fifth-fastest (52 games) and fourth-youngest (25 years, 198 days) to eclipse that mark.

PASSING TOUCHDOWNS, FIRST FIVE SEASONS, NFL HISTORY

Rank	Team	Player	Passing Touchdowns
1.	Mia.	QB Dan Marino*	168
2.	K.C.	QB Patrick Mahomes	151
3.	Cin.	QB Joe Burrow	139
4.	Ind.	QB Peyton Manning*	138
	Buf.	QB Josh Allen	138
6.	LAC	QB Justin Herbert	135
7.	Ind.	QB Andrew Luck	132

FEWEST GAMES TO 100 PASSING TOUCHDOWNS, NFL HISTORY

Rank	Team	Player	Games
1.	K.C.	QB Patrick Mahomes	40
2.	Mia.	QB Dan Marino*	44
3.	StL	QB Kurt Warner*	50
4.	Bal.	QB Johnny Unitas*	51
5.	LAC	QB Justin Herbert	52
6.	Hou.	QB Deshaun Watson	53

YOUNGEST PLAYERS TO REACH 100 CAREER PASSING TOUCHDOWNS, NFL HISTORY

Rank	Team	Player	Age (Years-Days)
1.	Mia.	QB Dan Marino*	24-357
2.	K.C.	QB Patrick Mahomes	25-52
3.	Hou.	QB Deshaun Watson	25-104
4.	LAC	QB Justin Herbert	25-198
5.	Buf.	QB Josh Allen	25-219
6.	Ind.	QB Peyton Manning*	25-232

**Pro Football Hall of Famer*

FAB FIVE

In Week 17, **Justin Herbert** became just the third player in NFL history to have 3,000 passing yards and 20 touchdowns in each of the first five seasons of a career, joining Hall of Fame QB Peyton Manning and QB Russell Wilson.

CONSECUTIVE SEASONS WITH 3,000 PASSING YARDS AND 20 TOUCHDOWN PASSES TO START A CAREER, NFL HISTORY

Rank	Team	Player	Consecutive Seasons
1.	Ind.	QB Peyton Manning*	13 (1998-2010)
2.	Sea.	QB Russell Wilson	10 (2012-21)
3.	LAC	QB Justin Herbert	5 (2020-Present)
4.	Dal.	QB Dak Prescott	4 (2016-19)
	Oak.	QB Derek Carr	4 (2014-17)

**Pro Football Hall of Famer*

JUSTIN HERBERT



DUAL-THREAT QUARTERBACK

Justin Herbert set the record for combined touchdowns as a rookie (36) and through a player's first two seasons (77). His 102 combined touchdowns were also the most in history through the first three seasons of a career.

He now has 148 career combined touchdowns, good for the sixth-most in NFL history through the first five seasons of a career.

COMBINED TOUCHDOWNS, FIRST FIVE SEASONS, NFL HISTORY

Rank	Team	Player	Combined Touchdowns
1.	Buf.	QB Josh Allen	176
2.	Mia.	QB Dan Marino*	171
3.	Car.	QB Cam Newton	160
4.	K.C.	QB Patrick Mahomes	159
5.	Cin.	QB Joe Burrow	151
6.	LAC	QB Justin Herbert	148
7.	Ind.	QB Peyton Manning*	147
8.	Ind.	QB Andrew Luck	146

**Pro Football Hall of Famer*

In the team's Week 10 win over Tennessee, Herbert ran in a four-yard score and threw a 16-yard touchdown, marking his 11th career game with a passing and a rushing touchdown. His 11 such games are the second-most in Chargers history.

MOST GAMES WITH A PASSING TOUCHDOWN AND A RUSHING TOUCHDOWN, CHARGERS HISTORY

Rank	Seasons	Player	Games
1.	1962-72	QB John Hadl*	12
2.	2020-Present	QB Justin Herbert	11
3.	1960-62	QB Jack Kemp	10
4.	1973-87	QB Dan Fouts*	9
5.	2001-09	RB LaDainian Tomlinson	5

**Pro Football Hall of Famer*

CAPTAIN COMEBACK

Justin Herbert has led the Bolts to 12 career come-from-behind victories in the fourth quarter or overtime.

HERBERT'S FOURTH QUARTER/OVERTIME COMEBACK WINS

Date	Opponent	4Q/OT Deficit	Result
Dec. 17, 2020	at Las Vegas	24-27 (OT)	W, 30-27 (OT)
Sept. 12, 2021	at Washington	13-16	W, 20-16
Sept. 26, 2021	at Kansas City	21-24	W, 30-24
Oct. 10, 2021	vs. Cleveland	35-42	W, 47-42
Nov. 7, 2021	at Philadelphia	16-17	W, 27-24
Nov. 21, 2021	vs. Pittsburgh	34-37	W, 37-34
Oct. 9, 2022	at Cleveland	27-28	W, 30-28
Oct. 17, 2022	vs. Denver	13-16	W, 19-16 (OT)
Nov. 6, 2022	at Atlanta	14-17	W, 20-17
Nov. 27, 2022	at Arizona	17-24	W, 25-24
Sept. 24, 2023	at Minnesota	21-24	W, 28-24
Dec. 19, 2024	vs. Denver	19-24	W, 34-27

Herbert's 12 career come-from-behind wins in the fourth quarter or overtime are the good for the third-most in NFL since he entered the professional ranks in 2020.

FOURTH QUARTER/OVERTIME COMEBACK WINS, NFL, SINCE 2020

Rank	Team/s	Player	4Q/OT Comeback Wins
1.	K.C.	QB Patrick Mahomes	16
2.	Min./Atl.	QB Kirk Cousins	15
3.	LAC	QB Justin Herbert	12
4.	LAR/Det.	QB Jared Goff	11
	Sea./Den./Pit.	QB Russell Wilson	11
6.	Ari.	QB Kyler Murray	10
	Det./LAR	QB Matthew Stafford	10
	L.V./N.O.	QB Derek Carr	10
	Pit.	QB Ben Roethlisberger	10
	T.B.	QB Tom Brady	10

A STRONG START

In each of the team's first 10 games this season, **Justin Herbert** registered a passer rating of at least 90.0 — becoming the fifth player ever to do so in the first 10 games of a season.

CONSECUTIVE GAMES TO START A SEASON WITH 90.0 PASSER RATING OR HIGHER, NFL HISTORY

Rank	Season	Team	Player	Games
1.	2004	Ind.	QB Peyton Manning ^{^††}	15
2.	2018	LAC	QB Philip Rivers*	13
	2011	G.B.	QB Aaron Rodgers ^{^††}	13
4.	2007	N.E.	QB Tom Brady ^{^††}	11
5.	2024	LAC	QB Justin Herbert	10
	2013	Den.	QB Peyton Manning ^{^††}	10

[^]Associated Press Most Valuable Player

^{*}Pro Bowl Selection

[†]Associated Press First-Team All-Pro

JUSTIN HERBERT

CLOSING OUT WINS

Justin Herbert has been clutch late in games dating back to his rookie season. In his career, Herbert has engineered 16 game-winning drives in the fourth quarter or overtime, tied for the third-most since he entered the NFL in 2020.

JUSTIN HERBERT'S CAREER GAME-WINNING DRIVES

Game	Drive Length	Game-Winning Score
Dec. 13, 2020 vs. Atl.	6 plays, 49 yds (0:31)	Badgley 43-yd FG
Dec. 17, 2020 at L.V.	5 plays, 75 yds (1:49)	Herbert 1-yd TD run*
Dec. 27, 2020 vs. Den.	7 plays, 56 yds (2:01)	Badgley 37-yd FG
Sept. 12, 2021 at Was.	3 plays, 3 yds (0:45)	M.Williams 3-yd TD rec.
Sept. 26, 2021 at K.C.	8 plays, 59 yds (1:10)	M.Williams 4-yd TD rec.
Oct. 10, 2021 vs. Cle.	5 plays, 48 yds (0:31)	Ekeler 3-yd TD run
Nov. 7, 2021 at Phi.	15 plays, 64 yds (6:05)	Hopkins 29-yd FG
Nov. 21, 2021 vs. Pit.	3 plays, 75 yds (1:15)	M.Williams 53-yd TD rec.
Oct. 9, 2022 at Cle.	13 plays, 66 yds (6:26)	Bertolet 27-yd FG
Oct. 17, 2022 vs. Den.	4 plays, 7 yds (2:08)	Hopkins 39-yd FG*
Nov. 6, 2022 at Atl.	3 plays, 24 yds (0:34)	Dicker 37-yd FG
Nov. 27, 2022 at Ari.	7 plays, 38 yds (1:33)	Ekeler 1-yd TD rec.
Dec. 18, 2022 vs. Ten.	6 plays, 52 yards (0:44)	Dicker 43-yd FG
Sept. 24, 2023 at Min.	7 plays, 75 yards (3:15)	Palmer 30-yd TD rec.
Nov. 17, 2024 vs. Cin.	4 plays, 84 yards (0:27)	Dobbins 29-yd TD run
Dec. 19, 2024 vs. Den.	6 plays, 90 yards (2:01)	Haskins 34-yd TD rec.

*Game-winning drive was in overtime

GAME-WINNING DRIVES IN FOURTH QUARTER OR OVERTIME, NFL, SINCE 2020

Rank	Team/s	Player	Game-Winning Drives
1.	K.C.	QB Patrick Mahomes	19
2.	Min./Atl.	QB Kirk Cousins	18
3.	LAC	QB Justin Herbert	16
	L.V./N.O.	QB Derek Carr	16
5.	Det./LAR	QB Matthew Stafford	15
6.	Buf.	QB Josh Allen	13
	LAR/Det.	QB Jared Goff	13
	T.B.	QB Tom Brady	13

Herbert posted a game-winning drive in the fourth quarter or overtime of three-straight games in 2020, becoming just the third rookie to do so since the 1970 NFL-AFL merger. The two others — Ben Roethlisberger (2004) and Vince Young (2006) — also won Offensive Rookie of the Year honors from *The Associated Press*.

ROOKIE QUARTERBACKS WITH THREE CONSECUTIVE GAME-WINNING DRIVES, SINCE 1970

Season	Team	Quarterback	Consecutive Games
2020	LAC	Justin Herbert*	3 (Dec. 13 — Dec. 27)
2006	Ten.	Vince Young*	3 (Nov. 26 — Dec. 10)
2004	Pit.	Ben Roethlisberger*	3 (Dec. 5 — Dec. 18)

*Won AP Offensive Rookie of the Year

THREADING THE NEEDLE ON THIRD DOWN

In his 78 career starts, Justin Herbert has been the one of the best passers in the NFL at moving the chains on third down. He has completed 457 passes on 749 attempts (61.0 pct.) for 5,468 yards and 50 touchdowns with 18 interceptions (95.6 passer rating). Herbert's 457 completions lead the NFL, while his 5,468 passing yards rank second on third down since 2020.

Herbert tied for the league lead with 14 touchdown passes on third down in 2020, good for the most by a rookie in the last 40 seasons. He has added 36 since then, giving him 50 third-down passing scores since entering the professional ranks, which is good for No. 2 over that span.

Herbert's 95.6 passer rating on third down ranks eighth in the NFL over the last five years among players with at least 300 passing attempts on third down.

THIRD DOWN COMPLETIONS, NFL, SINCE 2020

Rank	Team/s	Player	Completions
1.	LAC	QB Justin Herbert	457
2.	K.C.	QB Patrick Mahomes	449
3.	LAR/Det.	QB Jared Goff	442
4.	Min./Atl.	QB Kirk Cousins	407
5.	Cin.	QB Joe Burrow	404

THIRD DOWN PASSING YARDS, NFL, SINCE 2020

Rank	Team/s	Player	Passing Yards
1.	K.C.	QB Patrick Mahomes	6,013
2.	LAC	QB Justin Herbert	5,468
3.	L.V./N.O.	QB Derek Carr	5,219
4.	LAR/Det.	QB Jared Goff	5,129
5.	Min./Atl.	QB Kirk Cousins	4,940

THIRD DOWN PASSING TOUCHDOWNS, NFL, SINCE 2020

Rank	Team/s	Player	Passing Touchdowns
1.	K.C.	QB Patrick Mahomes	63
2.	LAC	QB Justin Herbert	50
3.	Buf.	QB Josh Allen	48
4.	Min./Atl.	QB Kirk Cousins	46
5.	Cin.	QB Joe Burrow	40
	Det./LAR	QB Jared Goff	40

Herbert ranks No. 2 in the NFL with 325 passing first downs on third down over the past five seasons. He threw for 12 third-down conversions in 2021's Week 1 win at Washington, the most passing first downs in a single game on third down since Andrew Luck did so in 2012. Herbert sported a league-leading 79 passing first downs on third down in 2021.

THIRD DOWN PASSING FIRST DOWNS, NFL, SINCE 2020

Rank	Team/s	Player	Passing First Downs
1.	K.C.	QB Patrick Mahomes	352
2.	LAC	QB Justin Herbert	325
3.	LAR/Det.	QB Jared Goff	297
4.	Buf.	QB Josh Allen	282
5.	Cin.	QB Joe Burrow	278

JUSTIN HERBERT

FEELING IT ON FOURTH DOWN

Since entering the NFL in 2020, **Justin Herbert** has been one of the league's top passers on fourth down. He threw a pair of fourth-down touchdowns in Week 10 of the 2023 season, giving him 10 passing scores on fourth down since coming into the NFL in 2020, ranking No. 4 in the league over that span.

FOURTH DOWN PASSING TOUCHDOWNS, NFL, SINCE 2020

Rank	Team/s	Player	Passing Touchdowns
1.	Buf.	QB Josh Allen	12
	Min./Atl.	QB Kirk Cousins	12
3.	LAR/Det.	QB Jared Goff	11
4.	LAC	QB Justin Herbert	10
5.	Cin.	QB Joe Burrow	8
6.	Ari.	QB Kyler Murray	7
	Phi.	QB Jalen Hurts	7

Herbert also leads the NFL over that span in passing yards (596) and is tied for the lead in completions (43). He has the third-most passing first downs (38) and ranks No. 4 fourth-down passer rating (119.1) since 2020 among players with at least 30 passing attempts on fourth down.

FOURTH DOWN COMPLETIONS, NFL, SINCE 2020

Rank	Team/s	Player	Completions
1.	LAC	QB Justin Herbert	43
	LAR/Det.	QB Jared Goff	43
3.	Min./Atl.	QB Kirk Cousins	41
4.	Cin.	QB Joe Burrow	33
5.	Jax.	QB Trevor Lawrence	31

FOURTH DOWN PASSING YARDS, NFL, SINCE 2020

Rank	Team/s	Player	Passing Yards
1.	LAC	QB Justin Herbert	596
2.	Min./Atl.	QB Kirk Cousins	518
3.	LAR/Det.	QB Jared Goff	454
4.	Cin.	QB Joe Burrow	415
5.	Ari.	QB Kyler Murray	361

FOURTH DOWN PASSING FIRST DOWNS, NFL, SINCE 2020

Rank	Team/s	Player	Passing First Downs
1.	LAR/Det.	QB Jared Goff	40
2.	Min./Atl.	QB Kirk Cousins	39
3.	LAC	QB Justin Herbert	38
4.	Cin.	QB Joe Burrow	29
5.	Ari.	QB Kyler Murray	28
	Jax.	QB Trevor Lawrence	28

FOURTH DOWN PASSER RATING, MIN. 30 ATT., NFL, SINCE 2020

Rank	Team/s	Player	Passer Rating
1.	Cin.	QB Joe Burrow	126.3
2.	Mia.	QB Tua Tagovailoa	124.3
3.	Phi.	QB Jalen Hurts	121.4
4.	LAC	QB Justin Herbert	119.1
5.	Atl./Ind.	QB Matt Ryan	112.1

LEGGING IT OUT

In the team's *Sunday Night Football* victory over Pittsburgh in Week 11 of the 2021 season, **Justin Herbert** threw for 382 yards and ran for 90 yards, becoming the only player to ever top 350 yards passing and 90 yards rushing in a single game. He was the fifth player ever to run for 90 yards and pass for 300 in the same game.

QUARTERBACKS WITH 300 PASSING YARDS AND 90 RUSHING YARDS, SINGLE GAME, NFL HISTORY

Season (Wk)	Team	Quarterback	Pass Yds	Rush Yds
2022 (2)	Bal.	Lamar Jackson	318	119
2021 (14)	Buf.	Josh Allen	308	109
2021 (11)	LAC	Justin Herbert	382	90
2015 (15)	Car.	Cam Newton	340	100
2014 (7)	Sea.	Russell Wilson	313	106
2011 (5)	Phi.	Mike Vick	315	90
1989 (15)	Phi.	Randall Cunningham	306	92

TARGET ACQUIRED

Justin Herbert has thrown touchdowns to 23 players, including 15 with multiple scores. He's most frequently thrown touchdowns to WR Keenan Allen, who caught 24 scores from Herbert. The first passing score of his career went to WR Jalen Guyton, who also caught the first touchdown of his career on the play.

HERBERT'S CAREER TOUCHDOWN PASSES BY RECEIVER

Receiver	Touchdown Passes
WR Keenan Allen	24
WR Mike Williams	18
RB Austin Ekeler	16
TE Donald Parham Jr.	11
WR Quentin Johnston	9
WR Joshua Palmer	9
TE Gerald Everett	7
WR Jalen Guyton	7
WR Ladd McConkey	7
TE Jared Cook	4
TE Hunter Henry	4
WR DeAndre Carter	3
WR Tyron Johnson	3
WR Derius Davis	2
FB Zander Horvath	2
FB Gabe Nabers	2
TE Stephen Anderson	1
TE Will Dissly	1
WR Simi Fehoko	1
TE Virgil Green	1
RB Hassan Haskins	1
TE Stone Smartt	1
RB Kimani Vidal	1
Total (23 Receivers)	135

JUSTIN HERBERT

A ROOKIE CAMPAIGN FOR THE AGES

AWARDS

- *The Associated Press* Offensive Rookie of the Year
- *Professional Football Writers of America* Rookie of the Year
- PFWA Offensive Rookie of the Year
- PFWA All-Rookie Selection
- NFL Offensive Rookie of the Month (October)
- NFL Offensive Rookie of the Month (November)
- FedEx NFL Air Player of the Week — Week 11 vs. NYJ (fan vote)
- Voted by fans as the Pepsi Zero Sugar Rookie of the Year
- Nine-time Pepsi Zero Sugar Rookie of the Week (voted by fans)

RECORDS AT THE TIME

- Most passing touchdowns by a rookie quarterback ever (31).
- Most combined touchdowns by a rookie in NFL history (36).
- Most consecutive games by a rookie quarterback with multiple passing touchdowns in NFL history (seven).
- Most performances by a rookie quarterback with 300-plus passing yards in NFL history (eight).
- Most performances by a rookie quarterback with three-plus touchdowns in NFL history (six).
- Most games by a rookie quarterback with multiple touchdown passes in NFL history (10).
- Most completions ever by a rookie quarterback (396).
- Youngest player ever to throw 30 touchdowns in a single season, doing so at 22 years, 299 days old.
- Tied for the longest streak of game-winning drives (three games) in the fourth quarter or overtime by a rookie quarterback in the Super Bowl era (since 1966).
- Recorded the first win in pro football history by a rookie quarterback while posting 300 passing yards, three touchdown passes, a rushing score and no interceptions.
- Most passing touchdowns by a rookie quarterback in a game (four) and a half (three) in *Monday Night Football* history.
- Tied for the longest streak of games with three-plus touchdown passes by a rookie quarterback in NFL history (four).
- Tied for the most 300-yard passing performances in a player's first two career games (two).
- Became the first player since at least 1970 to register over 1,500 passing yards and a 100-plus passer rating through the first five games of a career.
- Set marks for the most passing attempts, completions, passing yards and touchdown passes by a rookie quarterback in Chargers history.
- Recorded the most single-game rushing yards by a quarterback in team annals (66 in Week 7 vs. Jax.).

ACCOMPLISHMENTS AND OTHER NOTES AT THE TIME

- Ranked second among rookie quarterbacks in NFL history with 4,336 passing yards on the season.
- Joined Patrick Mahomes as the only players in history to eclipse 4,000 passing yards in the first 14 starts of a career.
- Became the second player in NFL history to top 250 passing yards in each of the first seven games of a career (Mahomes).
- Threw a touchdown pass in each of his first 10 games played, the second-longest streak to open an career in NFL history.
- Threw for 277 yards in the first half of Week 11, the most by any rookie quarterback in a first half over the last 40 seasons.
- Became the third quarterback in NFL history to have 300 passing yards and a rushing score in a debut.
- Threw for the fourth-most passing yards in a debut since 1970.
- Became the first quarterback to throw a touchdown and run for a score in the first half of a debut since 1954.

OFFENSIVE ROOKIE OF THE YEAR

Justin Herbert earned widespread recognition as the Offensive Rookie of the Year, including as the 10th quarterback in history to win the honor from *The Associated Press*. Herbert was also selected by *Professional Football Writers of America* as Rookie of the Year and Offensive Rookie of the Year — becoming the second and seventh quarterback to win those awards, respectively. He is the first player in history to be recognized with all three honors.

QUARTERBACKS TO WIN AP OFFENSIVE ROOKIE OF THE YEAR

Season	Team	Player	Combined TDs
2023	Hou.	C.J. Stroud	26
2020	LAC	Justin Herbert	36
2019	Ari.	Kyler Murray	24
2016	Dal.	Dak Prescott	29
2012	Was.	Robert Griffin III	27
2011	Car.	Cam Newton	35
2010	StL	Sam Bradford	19
2008	Atl.	Matt Ryan	17
2006	Ten.	Vince Young	19
2004	Pit.	Ben Roethlisberger	18
1970	Buf.	Dennis Shaw	10

HOT OUT OF THE GATE

Justin Herbert kicked off his career with a pair of historic streaks. As a rookie, he tossed a touchdown pass in each of the first 10 games of his career, just one less than the all-time record. Herbert's streak of games with 250-plus passing yards to start a career ended at seven contests, ranking second in NFL history.

PLAYERS WITH A PASSING TOUCHDOWN, CONSECUTIVE GAMES TO START CAREER, NFL HISTORY

Rank	Team	Player	Consecutive Games
1.	Was.	QB Mark Rypien	11
2.	LAC	QB Justin Herbert	10
3.	Den.	QB Jay Cutler	9

PLAYERS WITH 250 PASSING YARDS, CONSECUTIVE GAMES TO START CAREER, NFL HISTORY

Rank	Team	Player	Consecutive Games
1.	K.C.	QB Patrick Mahomes	10
2.	LAC	QB Justin Herbert	7
3.	—	Seven Other Players	2

JUSTIN HERBERT IN PRIMETIME

A PRIME-TIME PRODIGY

Since entering the NFL, **Justin Herbert** has made 21 starts in primetime, leading the Bolts to wins on each of the regularly-slated prime-time games — *Thursday Night Football*, *Sunday Night Football* and *Monday Night Football*.

He has been one of the best quarterbacks under the lights since entering the NFL in 2020, with his 94.0 passer rating in prime-time games ranking No. 9 in the NFL over the that span among players with at least 500 prime-time passing attempts.

PRIME-TIME PASSER RATING, MIN. 500 ATT., SINCE 2020

Rank	Team/s	Player	Passer Rating
1.	G.B./NYJ	QB Aaron Rodgers	113.2
2.	Buf.	QB Josh Allen	104.5
3.	Bal.	QB Lamar Jackson	101.1
4.	Cin.	QB Joe Burrow	100.7
5.	Dal.	QB Dak Prescott	99.6
6.	K.C.	QB Patrick Mahomes	96.8
7.	Sea./Den./Pit.	QB Russell Wilson	96.8
8.	LAR/Det.	QB Jared Goff	95.4
8.	LAC	QB Justin Herbert	94.0
10.	Det./LAR	QB Matthew Stafford	90.4

Herbert has thrown 35 touchdown passes in his 21 prime-time starts, ranking No. 6 in the NFL in primetime since he entered the league in 2020.

PRIME-TIME PASSING TOUCHDOWNS, SINCE 2020

Rank	Team/s	Player	Passing Touchdowns
1.	Buf.	QB Josh Allen	57
2.	K.C.	QB Patrick Mahomes	53
	G.B./NYJ	QB Aaron Rodgers	53
4.	Bal.	QB Lamar Jackson	38
5.	Dal.	QB Dak Prescott	37
6.	LAC	QB Justin Herbert	35
7.	LAR/Det.	QB Jared Goff	30
	Sea./Den./Pit.	QB Russell Wilson	30

SUNDAY NIGHT FOOTBALL

Justin Herbert has appeared in nine career games on *Sunday Night Football*, totaling 2,633 passing yards and 17 touchdowns with five interceptions on 245-of-371 passing (66.0 pct.) for a 96.3 passer rating. In four of those games, Herbert has registered a completion percentage of at least 65.0 and attempted at least 40 passes, tied for the third-most of those performances since the program's inception in 2006.

In the team's Week 14 win on *SNF* in 2022, Herbert completed 39 passes on 51 attempts (76.5 pct.) for 367 yards and a touchdown with zero interceptions (102.3 rating). His 76.5 completion percentage was the best ever in a Sunday night contest by a quarterback to throw zero interceptions and 45-plus attempts.

HIGHEST COMPLETION PCT., SUNDAY NIGHT GAME, MIN. 45 ATT., AND ZERO INTERCEPTIONS, NFL HISTORY

Rk.	Team	Game	Player	Comp. Pct.
1.	LAC	Dec. 11, 2022 vs. Mia.	QB Justin Herbert	76.5
2.	T.B.	Oct. 2, 2022 vs. K.C.	QB Tom Brady	75.0
3.	N.E.	Oct. 27, 1996 vs. Buf.	QB Drew Bledsoe	71.1
4.	K.C.	Nov. 14, 2021 at L.V.	QB Patrick Mahomes	70.0

Herbert completed his first 15 passes of the team's 2023 Week 8 win over Chicago on *SNF*, finishing with 298 yards and three touchdowns with zero interceptions on 31-of-40 passing (77.5 pct.) to register a 122.7 passer rating. Herbert's completion percentage was the fourth-highest in a Sunday night contest in NFL history among players with at least 40 passing attempts and zero interceptions.

HIGHEST COMPLETION PCT., SUNDAY NIGHT GAME, MIN. 40 ATT., AND ZERO INTERCEPTIONS, NFL HISTORY

Rk.	Team	Game	Player	Comp. Pct.
1.	N.O.	Nov. 10, 2013 vs. Dal.	QB Drew Brees	82.9
2.	Mia.	Nov. 5, 2017 vs. Oak.	QB Jay Cutler	81.0
3.	N.O.	Oct. 4, 2015 vs. Dal.	QB Drew Brees	80.5
4.	LAC	Oct. 29, 2023 vs. Chi.	QB Justin Herbert	77.5
5.	LAC	Dec. 11, 2022 vs. Mia.	QB Justin Herbert	76.5

Herbert made his first career appearance on *SNF* in Week 11 of 2021 against Pittsburgh, throwing for 382 yards and three touchdowns with an interception on 31-of-40 passing (73.2 pct.) for a 116.1 passer rating. He added 90 rushing yards to become the first player ever to have at least 350 yards passing and 90 yards rushing in a single game.

His 116.1 passer rating was the best in a quarterback's first career start on *SNF* with at least 40 passing attempts since the program began in 2006. It was also the best passer rating by a quarterback ever in their first career start in Sunday night game (min. 40 att.).

PASSER RATING, FIRST CAREER START IN A SUNDAY NIGHT GAME, MINIMUM 40 ATTEMPTS, NFL HISTORY

Rk.	Team	Game	Player	Passer Rtg.
1.	LAC	Nov. 21, 2021 vs. Pit.	QB Justin Herbert	116.1
2.	Ari.	Oct. 2, 2005 vs. S.F.	QB Josh McCown	109.4
3.	StL	Nov. 18, 2001 at N.E.	QB Kurt Warner	105.4

JUSTIN HERBERT IN PRIMETIME

THURSDAY NIGHT FOOTBALL

Justin Herbert has made four appearances on *Thursday Night Football*, leading the Chargers to a pair of victories. In those four games, Herbert has completed 67.1 percent of his passes (100-of-149) for 1,168 yards and nine touchdowns with three interceptions (102.4 rating).

Since entering the NFL in 2020, Herbert has led the Bolts to a pair of come-from-behind wins on *Thursday Night Football*, tying for the most in the NFL on *TNF* in that span.

FOURTH QUARTER/OVERTIME COMEBACK WINS, THURSDAY NIGHT FOOTBALL, NFL, SINCE 2020

Rk.	Team/s	Player	4Q/OT Comeback Wins
1.	LAC	QB Justin Herbert	2
	Cin.	QB Joe Burrow	2
	LAR/Det.	QB Jared Goff	2
	Min./Atl.	QB Kirk Cousins	2
	Phi./Ind./LAR/K.C.	QB Carson Wentz	2
6.	—	14 Other Players	1

Herbert recorded his first career comeback win in the fourth quarter or overtime as a rookie in 2020 in Week 15 at Las Vegas, leading the Bolts to a 30-27 overtime victory. He finished the game with 314 passing yards and two touchdowns on 22-of-32 passing (68.8 pct.) for a 121.1 passer rating. Herbert added a rushing touchdown in overtime to secure the victory.

At 22 years, 282 days old, Herbert became the second-youngest player to mount a come-from-behind win in the fourth quarter or overtime of a Thursday night game in NFL history.

YOUNGEST QUARTERBACKS TO LEAD A COME-FROM-BEHIND WIN IN FOURTH QUARTER OR OVERTIME, THURSDAY NIGHT GAMES, NFL HISTORY

Rk.	Team	Game	Player	Age (Yrs-Days)
1.	S.F.	Dec. 14, 2006 at Sea.	QB Alex Smith	22-221
2.	LAC	Dec. 17, 2020 at L.V.	QB Justin Herbert	22-282
3.	Dal.	Dec. 1, 2016 at Min.	QB Dak Prescott	23-125

MONDAY NIGHT FOOTBALL

In eight appearances on *Monday Night Football*, **Justin Herbert** has thrown for 1,889 yards and nine scores with three interceptions on 192-of-302 passing (63.6 pct.) for a 86.9 passer rating.

In 2020, Herbert tossed four touchdown passes on *Monday Night Football*, setting the program's single-game rookie passing touchdown record. He added three touchdowns in the lone Monday night contest in 2021, making him one of four players with seven or more touchdown passes in their first two starts on *MNF* since the program began in 1970.



J.K. DOBBINS

A COMEBACK PLAYER OF THE YEAR PACE



SETTING THE PACE

J.K. Dobbins averages 4.76 yards per carry this season, ranking No. 3 in the AFC and eighth in the NFL among players with at least 150 rushing attempts.

RUSHING AVERAGE, RBs, MIN. 150 ATT., NFL, 2024

Rank	Team	Player	Rushing Average
1.	Bal.	RB Derrick Henry	5.85
2.	Phi.	RB Saquon Barkley	5.81
3.	Det.	RB Jahmyr Gibbs	5.61
4.	T.B.	RB Bucky Irving	5.49
5.	S.F.	RB Jordan Mason	5.16
6.	Buf.	RB James Cook	4.98
7.	Car.	RB Chuba Hubbard	4.78
8.	LAC	RB J.K. Dobbins	4.76
9.	Dal.	RB Rico Dowdle	4.73
10.	Jax.	RB Tank Bigsby	4.72

AN AFC LEADER

Despite missing four games, J.K. Dobbins still ranks inside the top 10 in rushing yards and rushing touchdowns in the AFC.

RUSHING YARDS, RUNNING BACKS, AFC, 2024

Rank	Team	Player	Rushing Yards
1.	Bal.	RB Derrick Henry	1,783
2.	Ind.	RB Jonathan Taylor	1,254
3.	Ten.	RB Tony Pollard	1,017
4.	Pit.	RB Najee Harris	1,007
5.	Hou.	RB Joe Mixon	993
6.	Cin.	RB Chase Brown	990
7.	Buf.	RB James Cook	981
8.	LAC	RB J.K. Dobbins	842
9.	NYJ	RB Breece Hall	819

RUSHING TOUCHDOWNS, RUNNING BACKS, AFC, 2024

Rank	Team	Player	Rushing Touchdowns
1.	Buf.	RB James Cook	15
2.	Bal.	RB Derrick Henry	14
3.	Hou.	RB Joe Mixon	11
4.	Ind.	RB Jonathan Taylor	10
5.	LAC	RB J.K. Dobbins	9
6.	—	Three Other Players	7

In his first year with the Chargers, J.K. Dobbins kicked off his Comeback Player of the Year campaign with a bang, setting several single-season career highs with 842 rushing yards, nine rushing touchdowns and 983 yards from scrimmage through his first 12 games of the season. Coming off back-to-back season-ending injuries (ACL and Achilles), Dobbins stormed out of the gate with back-to-back 100-yard rushing performances to begin the year.

Below is how Dobbins' numbers through his first 12 games played of the 2024 season stack up compared to previous *Professional Football Writers of America* Comeback Player of the Year-winning running backs through 12 games played:

RUNNING BACKS TO WIN PROFESSIONAL FOOTBALL WRITERS OF AMERICA COMEBACK PLAYER OF THE YEAR

Season	Team	Running Back	Rush Yds	Rush TDs	Scrm. Yds
2012	Min.	Adrian Peterson	1,446	8	1,641
2004	Buf.	Willis McGahee	817	7	952
2001	S.F.	Garrison Hearst	939	4	1,242
1996	Pit.	Jerome Bettis	1,236	10	1,355
1993	K.C.	Marcus Allen	664	10	853
1990	K.C.	Barry Word	676	2	691
1989	NYG	Ottis Anderson	778	9	1,003
1988	LAR	Greg Bell	848	12	932
1987	LAR	Charles White	1,054	8	1,172
1979	Mia.	Larry Csonka	632	6	700
1978	Was.	John Riggins	863	4	1,108
1975	Atl.	Dave Hampton	860	3	1,008
2024	LAC	J.K. Dobbins	842	9	983

Dobbins' 4.76-yard rushing average this season is among the NFL's best, but also ranks highly compared to the rushing average put forth by former *PFWA* Comeback Player of the Year-winning running backs. His average ranks better than nine of the rushing averages put forth by those previous winners of the *PFWA* Comeback Player of the Year through their first 12 games played that season.

RUSHING AVG., RUNNING BACKS TO WIN PROFESSIONAL FOOTBALL WRITERS OF AMERICA COMEBACK PLAYER OF THE YEAR, FIRST 12 GAMES PLAYED OF THE SEASON

Rk.	Season	Team	Running Back	Rushing Average
1.	2012	Min.	Adrian Peterson	6.18
2.	1990	K.C.	Barry Word	5.50
3.	2001	S.F.	Garrison Hearst	5.13
4.	1996	Pit.	Jerome Bettis	4.56
5.	1988	LAR	Greg Bell	4.28
6.	1987	LAR	Charles White	4.25
7.	1978	Was.	John Riggins	4.13
8.	1975	Atl.	Dave Hampton	4.10
9.	1993	K.C.	Marcus Allen	3.98
10.	1979	Mia.	Larry Csonka	3.85
11.	2004	Buf.	Willis McGahee	3.84
12.	1989	NYG	Ottis Anderson	3.20
—	2024	LAC	J.K. Dobbins	4.76

J.K. DOBBINS

DOBBINS DOMINATES FIRST TWO WEEKS

J.K. Dobbins built off his dominant Week 1 performance in Week 2 to record 131 rushing yards and a score on 17 carries (7.7 avg.). He scored on a 43-yard run in the second quarter, his league-leading third run of at least 40 yards in 2024 to that point.

He became just the sixth player in the last 75 years and first since 1998 to record back-to-back games with 130 yards on the ground and a rushing score in his team's first two games of a season. Dobbins also is the seventh player in the last 75 years and first since 2006 to begin a season with two consecutive games with 130-plus yards on the ground.

PLAYERS WITH 130 RUSHING YARDS AND A RUSHING TOUCHDOWN, CONSECUTIVE GAMES TO START SEASON, NFL, SINCE 1948

Season	Team	Player	Consecutive Games
1975	Buf.	RB O.J. Simpson*	4
2024	LAC	RB J.K. Dobbins	2
1998	S.F.	RB Garrison Hearst	2
1980	Det.	RB Billy Sims	2
1963	Cle.	RB Jim Brown*	2
1955	BalC**	RB Alan Ameche	2

PLAYERS WITH 130 RUSHING YARDS, CONSECUTIVE GAMES TO START SEASON, NFL, SINCE 1948

Season	Team	Player	Consecutive Games
1975	Buf.	RB O.J. Simpson*	4
2024	LAC	RB J.K. Dobbins	2
2006	Atl.	RB Warrick Dunn	2
1998	S.F.	RB Garrison Hearst	2
1980	Det.	RB Billy Sims	2
1963	Cle.	RB Jim Brown*	2
1955	BalC**	RB Alan Ameche	2

*Pro Football Hall of Famer

**Baltimore Colts



DOBBINS RUNS WILD IN WEEK 1 WIN

In the Week 1 victory, **J.K. Dobbins** rushed for 135 yards and a touchdown on 10 carries (13.5 avg.), highlighted by multiple carries of 45-plus yards.

Dobbins, who returned to action after missing most of last season due to injury, became just the third player in the last 30 seasons to post multiple 45-yard runs a Week 1 contest, while his 13.5-yard rushing average was the best by any player in the first week of a season in NFL history (min. 10 att.).

He headlined a Bolts rushing offense that ran for 176 yards and averaged 6.5 yards per attempt in the victory, the best rushing average by any AFC team in Week 1.

RUSHING AVERAGE, SINGLE GAME, MINIMUM 10 ATTEMPTS, KICKOFF WEEKEND, NFL HISTORY

Rk.	Team	Game	Player	Rush Avg.
1.	LAC	Sept. 8, 2024 vs. L.V.	RB J.K. Dobbins	13.5
2.	ChiC*	Sept. 29, 1949 vs. Was.	HB Charley Trippi	13.0
3.	ChiC*	Sept. 27, 1959 vs. Was.	WR Bobby Joe Conrad	12.7
4.	NYJ	Sept. 11, 2023 vs. Buf.	RB Breece Hall	12.7
5.	Buf.	Sept. 8, 2012 at NYJ	RB C.J. Spiller	12.1

*Chicago Cardinals

RUSHES OF 45-PLUS YARDS, SINGLE GAME, KICKOFF WEEKEND, SINCE 1991

Rk.	Team	Game	Player	No.
1.	LAC	Sept. 8, 2024 vs. L.V.	RB J.K. Dobbins	2
	Buf.	Sept. 8, 2012 at NYJ	RB C.J. Spiller	2
	Min.	Sept. 6, 1992 at G.B.	RB Terry Allen	2
4.	—	Several Others		1

LADD McCONKEY

McCONKEY KEEPS CLIMBING

In his rookie season, **WR Ladd McConkey** paces the team in receptions (77) and receiving yards (1,054), while ranking second in touchdown grabs (seven). He set team rookie records with his 77 catches and 1,054 yards, while his seven touchdown grabs are the fourth-most in a season in team history by a rookie.

RECEPTIONS, ROOKIES, CHARGERS HISTORY

Rank	Season	Player	Receptions
1.	2024	WR Ladd McConkey	77
2.	2013	WR Keenan Allen [†]	71
3.	2001	RB LaDainian Tomlinson [†]	59
4.	1978	WR John Jefferson ^{**}	56
5.	1981	RB James Brooks	46

RECEIVING YARDS, ROOKIES, CHARGERS HISTORY

Rank	Season	Player	Receiving Yards
1.	2024	WR Ladd McConkey	1,054
2.	2013	WR Keenan Allen [†]	1,046
3.	1978	WR John Jefferson ^{**}	1,001
4.	1988	WR Anthony Miller	526
5.	1996	WR Charlie Jones	524

**Pro Bowl Selection*

†Professional Football Writers of America All-Rookie

In the team's Week 11 win over Cincinnati, McConkey recorded a career-best 123 yards on six receptions (20.5 avg.). It was the seventh-most receiving yards in a single game by a Chargers rookie ever and the most by a Bolts rookie in a game since 2013.

MOST RECEIVING YARDS, ROOKIES, SINGLE GAME, CHARGERS HISTORY

Rank	Game	Player	Rec. Yds
1.	Dec. 4, 1978 vs. Chi.	WR John Jefferson	155
2.	Dec. 17, 1978 at Hou. [^]	WR John Jefferson	149
3.	Nov. 3, 1974 vs. Cle.	WR Harrison Davis	142
4.	Nov. 12, 1978 vs. K.C.	WR John Jefferson	130
5.	Nov. 3, 2013 at Was.	WR Keenan Allen	128
6.	Nov. 24, 2013 at K.C.	WR Keenan Allen	124
7.	Nov. 17, 2024 vs. Cin.	WR Ladd McConkey	123
8.	Nov. 3, 1974 vs. Cle.	RB Don Woods	119

^Houston Oilers

In Week 13, McConkey hauled in 117 receiving yards, his third 100-yard performance of the season. 105 of those yards came in the first half, the most ever by a Chargers rookie in a single first half. McConkey's three 100-yard receiving games are tied for the second-most by a rookie in team history.

GAMES WITH 100-PLUS RECEIVING YARDS, ROOKIES, CHARGERS HISTORY

Rank	Season	Player	Games
1.	2013	WR Keenan Allen [†]	5
2.	2024	WR Ladd McConkey	3
	1978	WR John Jefferson ^{**}	3
4.	—	Six Other Players	1

AMONG THE NFL'S BEST

WR Ladd McConkey has caught 77 passes for 1,054 yards (13.7 avg.) and seven touchdowns this season, ranking No. 5 in yards per reception among all NFL players with at least 75 receptions.

RECEIVING AVERAGE, MIN. 75 REC., NFL, 2024

Rank	Team	Player	Receiving Avg.
1.	Min.	WR Justin Jefferson	14.8
2.	Jax.	WR Brian Thomas Jr.	14.7
3.	Cle.	WR Jerry Jeudy	13.9
4.	Cin.	WR Ja'Marr Chase	13.8
5.	LAC	WR Ladd McConkey	13.7
6.	Den.	WR Courtland Sutton	12.9

McCONKEY A STANDOUT ROOKIE

WR Ladd McConkey stands out amongst first-year players, ranking No. 4 in receptions (77) and receiving yards (1,054) among rookies, while his seven touchdown grabs are tied for the second-most among first-year players. He is the only rookie with at least 50 catches this season to have been selected outside of the first round.

The Georgia product has moved the chains or scored on 63.6 percent of his receptions this season, the best rate among rookies (min. 60 receptions).

RECEPTIONS, ROOKIES, NFL, 2024

Rank	Team	Player	Receptions
1.	L.V.	TE Brock Bowers	108
2.	NYG	WR Malik Nabers	104
3.	Jax.	WR Brian Thomas Jr.	80
4.	LAC	WR Ladd McConkey	77
5.	K.C.	WR Xavier Worthy	59

RECEIVING YARDS, ROOKIES, NFL, 2024

Rank	Team	Player	Receiving Yards
1.	Jax.	WR Brian Thomas Jr.	1,179
2.	L.V.	TE Brock Bowers	1,144
3.	NYG	WR Malik Nabers	1,140
4.	LAC	WR Ladd McConkey	1,054
5.	Ari.	WR Marvin Harrison Jr.	822

RECEIVING TOUCHDOWNS, ROOKIES, NFL, 2024

Rank	Team	Player	Receiving Touchdowns
1.	Jax.	WR Brian Thomas Jr.	10
2.	LAC	WR Ladd McConkey	7
	Ari.	WR Marvin Harrison Jr.	7
	T.B.	WR Jalen McMillan	7
5.	K.C.	WR Xavier Worthy	6
	NYG	WR Malik Nabers	6

RECEIVING 1ST DOWN PCT., ROOKIES, MIN. 60 REC., NFL, 2024

Rank	Team	Player	Rec. 1st Down Pct.
1.	LAC	WR Ladd McConkey	63.6
2.	Jax.	WR Brian Thomas Jr.	62.5
3.	L.V.	TE Brock Bowers	53.7
4.	NYG	WR Malik Nabers	51.0

DERWIN JAMES JR.



A SWISS ARMY KNIFE

This season, **Derwin James Jr.**, has recorded 90 tackles, 5.5 sacks, nine tackles for loss, an interception and six passes defended. He's one of just five players in the NFL this season — and only defensive back — to have at least 85 tackles, three sacks, an interception and five pass breakups.

PLAYERS WITH 85 TACKLES, THREE SACKS, AN INTERCEPTION AND FIVE PASSES DEFENDED, NFL, 2024

Rk.	Team	Player	Sacks	PDs	INTs	Tackles
1.	T.B.	LB Lavonte David	5.5	5	1	113
2.	K.C.	LB Nick Bolton	3.0	6	1	106
3.	Car.	LB Josey Jewell	3.5	7	1	97
4.	LAC	S Derwin James Jr.	5.5	6	1	90
	Was.	LB Frankie Luvu	8.0	7	1	90

MAKING AN IMPACT

Derwin James Jr., eclipsed 500 career tackles in his 67th career game, doing so faster than any defensive back since the turn of the century. With 587 tackles in 81 career games, James is on pace to set the mark for the fewest games to reach 600 tackles.

FEWEST GAMES TO 500 TACKLES, DEFENSIVE BACKS, NFL, SINCE 2000

Rank	Team/s	Player	Games
1.	LAC	S Derwin James Jr.	67
2.	NYG/Was.	S Landon Collins	68
3.	NYG/Oak./Mia.	S Gibril Wilson	71

FEWEST GAMES TO 600 TACKLES, DEFENSIVE BACKS, NFL, SINCE 2000

Rank	Team	Player	Games
1.	NYG/Was.	S Landon Collins	84
2.	G.B.	S Morgan Burnett	87
3.	Ari.	S Budda Baker	89
—	LAC	S Derwin James Jr.	81

GETTING AFTER THE QUARTERBACK

Derwin James Jr., has recorded a single-season career-best 5.5 sacks in 2024, giving him 17.0 for his career. The 17.0 sacks are tied for the third-most by any defensive back in their first seven pro seasons since the individual sack became a statistic in 1982.

SACKS, DEFENSIVE BACKS, FIRST SEVEN SEASONS, NFL, SINCE 1982

Rank	Team/s	Player	Sacks
1.	NYJ/Sea.	S Jamal Adams	21.5
2.	StL/Was./Chi.	S Adam Archuleta	18.0
3.	LAC	S Derwin James Jr.	17.0
	Hou.^	S Keith Bostic	17.0
	N.O.	S Roman Harper	17.0
	T.B.	S Antoine Winfield Jr.	17.0
7.	Ari.	S Adrian Wilson	16.0
	Chi.	DB Dave Duerson	16.0
	Dal.	DB Bill Bates	16.0
	S.D.	S Rodney Harrison	16.0
11.	T.B.	CB Ronde Barber	15.0

^Houston Oilers

In the Week 17 victory at New England, James recorded a career-high two sacks, both of which came on fourth down. It's the most fourth-down sacks in a single game by any defensive back and just sixth performance of two-plus sacks on fourth down the since individual sack became an official statistic in 1982.

SACKS, FOURTH DOWN, SINGLE GAME, NFL, SINCE 1982

Rk.	Team	Game	Player	Sacks
1.	LAC	Dec. 28, 2024 at N.E.	S Derwin James Jr.	2.0
	Min.	Jan. 9, 2022 vs. Chi.	LB D.J. Wonnum	2.0
	Phi.	Sept. 12, 2021 at Atl.	DL Javon Hargrave	2.0
	Phi.	Dec. 30, 2018 at Was.	DT Fletcher Cox	2.0
	Min.	Sept. 30, 2012 at Det.	DE Everson Griffen	2.0
	StL	Nov. 30, 2003 vs. Min.	DE Leonard Little	2.0
7.	S.F.	Nov. 29, 2009 vs. Jax.	DT Justin Smith	1.5

DERWIN JAMES JR.

AMONG THE BEST THROUGH 80 GAMES

Derwin James Jr., who has appeared in 81 career games, recorded 585 tackles, 31 tackles for loss and 15.0 sacks in his first 80 career games played. He was just the seventh NFL player and the first defensive back to record 550 tackles, 30 tackles for loss and 15.0 sacks within the first 80 games of a career since tackles for loss began being tracked in 2008.

PLAYERS WITH 500 TACKLES, 25 TACKLES FOR LOSS AND 10 SACKS, FIRST 70 CAREER GAMES, NFL, SINCE 2008

Seasons	Team/s	Player	Sacks	TFL	Tackles
2018-24	LAC	S Derwin James Jr.	15.0	31	585
2019-24	T.B./Hou.	LB Devin White	23.0	40	576
2018-23	Ind./Phi.	LB Shaquille Leonard	16.0	34	628
2018-23	Chi./Bal.	LB Roquan Smith	19.5	56	713
2012-17	Sea.	LB Bobby Wagner	15.5	38	715
2012-17	T.B.	LB Lavonte David	18.0	87	679
2007-12	S.F.	LB Patrick Willis	17.0	37	727

James is also one of eight players — and the only defensive back — since the turn of the century to post 550 tackles, five interceptions and 15 sacks within the first 80 games of a career.

PLAYERS WITH 550 TACKLES, FIVE INTERCEPTIONS AND 15 SACKS, FIRST 70 CAREER GAMES, NFL, SINCE 2000

Seasons	Team/s	Player	Sacks	INTs	Tackles
2018-24	LAC	S Derwin James Jr.	15.0	9	585
2018-23	Ind./Phi.	LB Shaquille Leonard	16.0	12	628
2018-23	Chi./Bal.	LB Roquan Smith	19.5	8	713
2012-17	Sea.	LB Bobby Wagner	15.5	7	715
2012-17	T.B.	LB Lavonte David	18.0	10	679
2007-12	S.F.	LB Patrick Willis	17.0	6	727
2007-12	NYJ	LB David Harris	19.5	6	555
2000-05	Chi.	LB Brian Urlacher	32.5	7	640

DERWIN'S PICKS AND SACKS BY PASSER

Derwin James Jr., has recorded nine interceptions and 17.0 sacks in his career. He has brought down Patrick Mahomes the most, totaling three sacks of the Texas Tech product. Below is a look at his career regular-season sacks and interceptions by passer:

REGULAR-SEASON CAREER INTs BY PASSER (9)

INTs	Passer	Most Recent INT
1	QB Tyson Bagent	Oct. 29, 2023 vs. Chi.
	QB Derek Carr	Oct. 4, 2021 vs. L.V.
	QB Kirk Cousins	Dec. 1, 2024 at Atl.
	QB Nick Foles	Dec. 26, 2022 at Ind.
	QB Jared Goff	Sept. 23, 2018 at LAR
	QB Drew Lock	Nov. 28, 2021 at Den.
	QB Kyler Murray	Nov. 27, 2022 at Ari.
	QB Ben Roethlisberger	Dec. 2, 2018 at Pit.
	QB Josh Rosen	Nov. 25, 2018 vs. Ari.

REGULAR-SEASON CAREER SACKS BY PASSER (17.0)

Sacks	Passer	Most Recent Sack
3.0	QB Patrick Mahomes	Dec. 8, 2024 at K.C.
2.0	QB Drake Maye	Dec. 28, 2024 at N.E.
1.5	QB Baker Mayfield	Oct. 10, 2021 vs. Cle.
1.0	QB Josh Allen	Sept. 16, 2018 at Buf.
	QB C.J. Beathard	Sept. 30, 2018 vs. S.F.
	QB Joe Burrow	Nov. 17, 2024 vs. Cin.
	QB Derek Carr	Sept. 11, 2022 vs. L.V.
	QB Justin Fields	Sept. 22, 2024 at Pit.
	QB Lamar Jackson	Nov. 25, 2024 vs. Bal.
	QB Marcus Mariota	Nov. 6, 2022 at Atl.
	QB Jarrett Stidham	Dec. 31, 2023 at Den.
	QB Russell Wilson	Oct. 17, 2022 vs. Den.
	QB Bailey Zappe	Dec. 3, 2023 at N.E.
0.5	QB Dak Prescott	Sept. 19, 2021 vs. Dal.

KHALIL MACK

RETURN OF THE MACK

Since entering the NFL in 2014, **Khalil Mack** has totaled 107.5 sacks, good for the third-most over that span. He's one of football's top defenders at forcing turnovers, No. 2 in forced fumbles and strip-sacks since entering the NFL.

Mack's 256 career hurries lead the league since he entered the NFL in 2014, while his 452 pressures rank No. 2 over that span.

SACKS, NFL, SINCE 2014

Rank	Team/s	Player	Sacks
1.	LAR	DT Aaron Donald	111.0
2.	Pit.	LB T.J. Watt	108.0
3.	Oak./Chi./LAC	OLB Khalil Mack	107.5
4.	Cle.	DE Myles Garrett	102.5
5.	N.O.	DE Cameron Jordan	100.0

FORCED FUMBLES, NFL, SINCE 2014

Rank	Team/s	Player	Forced Fum.
1.	Pit.	LB T.J. Watt	33
1.	Oak./Chi./LAC	OLB Khalil Mack	32
3.	N.E./Ari./L.V.	OLB Chandler Jones	30
4.	T.B.	LB Lavonte David	29
5.	LAR	DT Aaron Donald	24

STRIP-SACKS, NFL, SINCE 2014

Rk.	Team/s	Player	Strip Sacks
1.	N.E./Ari./L.V.	OLB Chandler Jones	26
2.	Oak./Chi./LAC	OLB Khalil Mack	24
3.	Pit.	LB T.J. Watt	23
4.	Cle.	DE Myles Garrett	19
	Den./T.B.	OLB Shaquil Barrett	19
6.	LAR	DT Aaron Donald	18
	StL/LAR/Mia./Dal./Chi./Phi.	LB Robert Quinn	18
	Jax./Min./Bal./L.V./Ind./Chi.	DE Yannick Ngakoue	18

QUARTERBACK HURRIES, NFL, SINCE 2014

Rank	Team/s	Player	Hurries
1.	Oak./Chi./LAC	OLB Khalil Mack	256
2.	Den./LAR/Buf.	OLB Von Miller	215
3.	LAR	DT Aaron Donald	214
	N.O.	DE Cameron Jordan	214
5.	Buf./Hou.	DL Jerry Hughes	204

DEFENSIVE PRESSURES, NFL, SINCE 2014

Rank	Team/s	Player	Pressures
1.	LAR	DT Aaron Donald	475
2.	Oak./Chi./LAC	OLB Khalil Mack	453
3.	N.O.	DE Cameron Jordan	405
4.	Den./LAR/Buf.	OLB Von Miller	403
5.	Hou./Ari.	DE J.J. Watt	393



MACK TOPS 100 CAREER SACKS

In the 150th regular-season game of his career, **OLB Khalil Mack** eclipsed 100 career sacks in the second quarter on a nine-yard takedown. Now 166 games into his career, Mack's 107.5 sacks rank No. 5 among active NFL players.

SACKS, ACTIVE NFL PLAYERS

Rank	Team/s	Player	Sacks
1.	Den./LAR/Buf.	OLB Von Miller	128.5
2.	N.O.	DE Cameron Jordan	121.5
3.	Ari./Jax./Bal./Atl./Mia.	DL Calais Campbell	109.5
4.	Pit.	LB T.J. Watt	108.0
5.	Oak./Chi./LAC	OLB Khalil Mack	107.5
6.	Cle.	DE Myles Garrett	102.5
	Min./Hou.	DE Danielle Hunter	99.5

MACK MAKES HISTORY

Khalil Mack eclipsed 12 sacks in 2023, the third season of his career with at least 12 sacks — and with his third franchise. He joined Hall of Famer Kevin Greene as the only two players to have a 12-sack season with three different franchises since the individual sack became an official statistic in 1982.

PLAYERS WITH 12-SACK SEASON WITH THREE DIFFERENT FRANCHISES, NFL, SINCE 1982

Player	Teams (Seasons)
OLB Khalil Mack	Raiders ('15), Bears ('18), Chargers ('23)
LB Kevin Greene*	Rams ('88-90), Steelers ('93-94), Panthers ('96, '99)

*Pro Football Hall of Famer

KHALIL MACK

MACK DROPS SIX SACKS IN VICTORY



Khalil Mack had a historic performance in the team's 2023 Week 4 win over the Raiders. He set a single-game team record and career high with six sacks, including a pair of strip-sacks. It was the first six-sack performance by any NFL player since 2017 and just the sixth since the stat began being tracked in 1982.

Mack added 10 tackles (eight solo), five tackles for loss, four quarterback hits and a pass defended. He was the only player since at least 2000 to have six sacks and at least 10 tackles in a single game. He was recognized as AFC Defensive Player of the Week for his performance, the fourth weekly award of his career.

Along with his five-sack performance in 2015, Mack joined Hall of Fame LB Derrick Thomas as the only players with multiple games of five or more sacks since the stat started being tracked in 1982.

SACKS, SINGLE GAME, NFL, SINCE 1982

Rk.	Team	Game	Player	Sacks
1.	K.C.	Nov. 11, 1990 vs. Sea.	LB Derrick Thomas	7.0
2.	LAC	Oct. 1, 2023 vs. L.V.	OLB Khalil Mack	6.0
	Atl.	Nov. 12, 2017 vs. Dal.	DL Adrian Clayborn	6.0
	NYG	Sept. 30, 2007 vs. Phi.	DE Osi Umenyiora	6.0
	K.C.	Sept. 6, 1998 vs. Oak.	LB Derrick Thomas	6.0
	S.F.	Nov. 13, 1983 vs. N.O.	DE Fred Dean	6.0
7.	S.F.	Nov. 19, 2012 vs. Chi.	OLB Aldon Smith	5.5
	Det.	Sept. 4, 1983 at T.B.	DE William Gay	5.5

SACKS, SINGLE GAME, CHARGERS, SINCE 1982

Rank	Game	Player	Sacks
1.	Oct. 1, 2023 vs. L.V.	OLB Khalil Mack	6.0
	Nov. 16, 1986 vs. Dal.	DE Leslie O'Neal	5.0
3.	Dec. 18, 2011 vs. Bal.	OLB Antwan Barnes	4.0
	Oct. 3, 2010 vs. Ari.	LB Shaun Phillips	4.0
	Oct. 22, 1995 at Sea.	DE Leslie O'Neal	4.0
	Dec. 6, 1992 at Phx.*	DE Leslie O'Neal	4.0
	Dec. 22, 1991 vs. Den.	DE Leslie O'Neal	4.0

*Phoenix Cardinals

TOP OF THE CHARTS

Khalil Mack ranked fourth in the NFL in 2023 with 17.0 sacks, setting a new single-season career high. His four strip-sacks were tied for the second-most in the NFL.

SACKS, NFL, 2023

Rank	Team	Player	Sacks
1.	Pit.	LB T.J. Watt	19.0
2.	Cin.	DE Trey Hendrickson	17.5
	Jax.	OLB Josh Allen	17.5
4.	LAC	OLB Khalil Mack	17.0
5.	Min.	OLB Danielle Hunter	16.5
6.	L.V.	DE Maxx Crosby	14.5

STRIP SACKS, NFL, 2023

Rank	Team	Player	Strip-Sacks
1.	Mia.	LB Bradley Chubb	5
2.	LAC	OLB Khalil Mack	4
	Cle.	DE Myles Garrett	4
	Pit.	LB T.J. Watt	4
5.	Cin.	DE Trey Hendrickson	3
	Det.	DE Aidan Hutchinson	3
	Ind.	DE Samson Ebukam	3
	L.V.	DE Malcolm Koonce	3
	Min.	OLB Danielle Hunter	3
	T.B.	OLB Shaquil Barrett	3

MACK ATTACK

By setting his career high with 17.0 sacks in 2023, **Khalil Mack** tied for the most sacks in a single season by a Charger since the individual sack began being tracked in 1982.

Mack forced a total of five fumbles on the year, including four that were strip-sacks. Since forced fumbles began being tracked in 1994, Mack's five tied for the third-most by a Charger in a single season.

SACKS, SINGLE SEASON, CHARGERS, SINCE 1982

Rank	Season	Player	Sacks
1.	2023	OLB Khalil Mack	17.0
	2006	LB Shawne Merriman	17.0
	1992	DE Leslie O'Neal	17.0
4.	1986	DE Lee Williams	15.0
5.	1989	DE Lee Williams	14.0

FORCED FUMBLES, SINGLE SEASON, CHARGERS, SINCE 1994

Rank	Season	Player	Forced Fumbles
1.	2021	OLB Joey Bosa	7
	2009	LB Shaun Phillips	7
3.	2023	OLB Khalil Mack	5
	—	Two Other Players	5

KHALIL MACK

MACK'S PICKS BY PASSER

Khalil Mack has picked off three passes, including two that he returned for a touchdown. Below is a look at his career regular-season interceptions by quarterback:

REGULAR-SEASON CAREER INTs BY PASSER (3)

INTs	Passer	Most Recent INT
1	QB Kirk Cousins	Nov. 16, 2020 vs. Min.
	QB DeShone Kizer	Sept. 9, 2018 at G.B.
	QB Cam Newton	Nov. 27, 2016 vs. Car.



MACK'S SACKS BY PASSER

Khalil Mack has sacked 50 players in the regular season for a total of 107.5 career sacks. Below is a list of his career sacks by passer:

REGULAR-SEASON CAREER SACKS BY PASSER (107.5)

Sacks	Passer	Most Recent Sack
6.0	QB Aidan O'Connell	Oct. 1, 2023 vs. L.V.
	QB Brock Osweiler	Nov. 21, 2016 vs. Hou.
5.5	QB Aaron Rodgers	Oct. 17, 2021 vs. G.B.
	QB Alex Smith	aDec. 10, 2017 at K.C.
5.0	QB Trevor Siemian	Nov. 26, 2017 vs. Den.
4.0	QB Derek Carr	Sept. 11, 2022 L.V.
	QB Kirk Cousins	Dec. 20, 2020 at Min.
	QB Dak Prescott	Oct. 16, 2023 vs. Dal.
3.0	QB Tom Brady	Oct. 8, 2020 vs. T.B.
	QB Jared Goff	Oct. 3, 2021 vs. Det.
	QB Josh McCown	Sept. 17, 2017 vs. NYJ
	QB Jameis Winston	Nov. 3, 2024 at Cle.
2.5	QB Patrick Mahomes	Dec. 8, 2024 at K.C.
2.0	QB Sam Bradford	Sept. 23, 2018 at Ari.
	QB Teddy Bridgewater	Oct. 18, 2020 at Car.
	QB Joe Flacco	Sept. 15, 2019 at Den.
	QB Lamar Jackson	Nov. 26, 2023 vs. Bal.
	QB Daniel Jones	Sept. 20, 2020 vs. NYG
	QB Colin Kaepernick	Dec. 7, 2017 vs. S.F.
	QB Case Keenum	Sept. 23, 2019 at Was.
	QB Jordan Love	Nov. 19, 2023 at G.B.
	QB Marcus Mariota	Nov. 29, 2015 at Ten.
	QB Baker Mayfield	Sept. 26, 2021 at Cle.
	QB Philip Rivers	Oct. 27, 2019 vs. LAC
	QB Geno Smith	Dec. 3, 2017 vs. NYG
	QB Matthew Stafford	Nov. 11, 2018 vs. Det.
	QB Russell Wilson	Oct. 17, 2022 vs. Den.
	QB Zach Wilson	Nov. 6, 2023 at NYJ
	QB Bailey Zappe	Dec. 3, 2023 at N.E.
1.5	QB Gardner Minshew II	Sept. 8, 2024 vs. L.V.
1.0	QB Blake Bortles	Oct. 23, 2016 at Jax.
	QB Drew Brees	Nov. 1, 2020 vs. N.O.
	QB Joe Burrow	Sept. 19, 2021 vs. Cin.
	QB Jay Cutler	Oct. 4, 2015 at Chi.
	QB Justin Fields	Sept. 22, 2024 at Pit.
	QB Ryan Fitzpatrick	Sept. 30, 2018 vs. T.B.
	QB Nick Foles	Dec. 26, 2022 at Ind.
	QB Blaine Gabbert	Jan. 7, 2024 vs. K.C.
	QB Jimmy Garoppolo	Nov. 13, 2022 at S.F.
	QB DeShone Kizer	Sept. 9, 2018 at G.B.
	QB Eli Manning	Dec. 2, 2018 at NYG
	QB Drake Maye	Dec. 28, 2024 at N.E.
	QB Davis Mills	Oct. 2, 2022 at Hou.
	QB Cam Newton	Nov. 27, 2016 vs. Car.
	QB Kyle Orton	Dec. 21, 2014 vs. Buf.
	QB Spencer Rattler	Oct. 27, 2024 vs. N.O.
	QB Jarrett Stidham	Dec. 31, 2023 at Den.
	QB Tyrod Taylor	Dec. 4, 2016 vs. Buf.
	QB Deshaun Watson	Dec. 13, 2020 vs. Hou.
0.5	QB Matt Ryan	Sept. 27, 2020 at Atl.

POSTSEASON CAREER SACKS BY PASSER (1.0)

Sacks	Passer	Most Recent Sack
1.0	QB Trevor Lawrence	Jan. 14, 2023 at Jax.*

*AFC Wild Card

JOEY BOSA



NOT YOUR AVERAGE JOEY

Since entering the NFL in 2016, **Joey Bosa** has been a force, recording the fifth-best sacks-per-game over that span (min. 100 games played). He is also ranks tied for No. 10 in that time with 72.0 sacks.

SACKS PER GAME, MIN. 100 GAMES PLAYED, SINCE 2016

Rank	Team/s	Player	Sacks/Game
1.	Pit.	LB T.J. Watt	0.90
2.	Cle.	DE Myles Garrett	0.88
3.	Min./Hou.	DE Danielle Hunter	0.77
4.	LAR	DT Aaron Donald	0.75
5.	LAC	OLB Joey Bosa	0.68
6.	N.O./Cin.	DE Trey Hendrickson	0.67
7.	Oak./Chi./LAC	OLB Khalil Mack	0.66
8.	Den./LAR/Buf.	OLB Von Miller	0.61
9.	K.C.	DT Chris Jones	0.58
10.	N.O.	DE Cameron Jordan	0.57

SACKS, NFL, SINCE 2016

Rank	Team/s	Player	Sacks
1.	Pit.	LB T.J. Watt	108.0
2.	Cle.	DE Myles Garrett	102.5
3.	Min./Hou.	OLB Danielle Hunter	93.5
4.	LAR	DT Aaron Donald	91.0
5.	Oak./Chi./LAC	OLB Khalil Mack	88.5
6.	N.O.	DE Cameron Jordan	82.5
7.	K.C.	DT Chris Jones	80.5
8.	Ari./L.V.	OLB Chandler Jones	76.0
9.	N.O./Cin.	DE Trey Hendrickson	73.5
10.	LAC	OLB Joey Bosa	72.0
	Bal./N.E./Atl.	LB Matthew Judon	72.0
12.	Jax./Min./Bal./L.V./Ind./Chi.	DE Yannick Ngakoue	70.5

FORCING THE ISSUE

After leading the NFL with seven strip-sacks in 2021, **Joey Bosa** continues to be among the league's best at jarring the ball free. He has nine strip-sacks since 2021, good for the fourth-most in the NFL over that span and ranks tied for No. 2 in forced fumbles.

STRIP-SACKS, NFL, SINCE 2021

Rank	Team/s	Player	Strip-Sacks
1.	Pit.	LB T.J. Watt	11
2.	Cin.	DE Trey Hendrickson	10
	Cle.	DE Myles Garrett	10
4.	LAC	OLB Joey Bosa	9
5.	Atl./Dal./Was.	DE Dante Fowler Jr.	8
	Car./Phi./NYJ	LB Haason Reddick	8
	Dal.	LB Micah Parsons	8
	Den./Mia.	OLB Bradley Chubb	8
	Pit.	LB Alex Highsmith	8
	S.F.	DL Nick Bosa	8
	Sea./Chi.	DE Darrell Taylor	8

FORCED FUMBLES, NFL, SINCE 2021

Rank	Team/s	Player	Forced Fumbles
1.	Pit.	LB T.J. Watt	16
2.	LAC	OLB Joey Bosa	11
	Cin.	DE Trey Hendrickson	11
4.	Cle.	DE Myles Garrett	10
	S.F.	LB Fred Warner	10

Bosa has gone for the ball when taking down the quarterback since he entered the NFL. His 14 career strip-sacks are good for the 10th-most since 2016.

10 of Bosa's 14 career strip-sacks came on third down, which leads the NFL over that span. Seven of his third-down strip-sacks have come since 2021, which is also a league-high.

STRIP-SACKS, THIRD DOWN, NFL, SINCE 2016

Rk.	Team/s	Player	Strip-Sacks
1.	LAC	OLB Joey Bosa	10
2.	Jax./LAR/Atl./Dal./Was.	DE Dante Fowler Jr.	9
3.	StL./LAR/Mia./Dal./Chi./Phi.	LB Robert Quinn	8
	Pit.	LB T.J. Watt	8
5.	LAR	DT Aaron Donald	7

STRIP-SACKS, THIRD DOWN, NFL, SINCE 2021

Rank	Team/s	Player	Strip-Sacks
1.	LAC	OLB Joey Bosa	7
2.	Pit.	LB T.J. Watt	5
	S.F./Ind.	DE Samson Ebukam	5
	Sea./Chi.	DE Darrell Taylor	5
5.	Ten./Atl./LAC	OLB Bud Dupree	4
	Cin.	DE Trey Hendrickson	4
	T.B.	OLB Shaquil Barrett	4

JOEY BOSA

BOSA'S SACKS BY PASSER

Joey Bosa has 72.0 career sacks. He has sacked QB Derek Carr 8.5 times in his career, more than he's sacked any other quarterback. Bosa has brought down 43 different passers in his career, including 17 more than once. Below is a look at his career sacks by passer:

REGULAR-SEASON CAREER SACKS BY PASSER (72.0)

Sacks	Passer	Most Recent Sack
8.5	QB Derek Carr	Sept. 11, 2022 vs. L.V.
4.0	QB Ryan Tannehill	Sept. 17, 2023 at Ten.
3.5	QB Patrick Mahomes	Dec. 8, 2024 at K.C.
	QB Gardner Minshew II	Sept. 8, 2024 vs. L.V.
	QB Trevor Siemian	Oct. 22, 2017 vs. Den.
2.5	QB Josh Rosen	Sept. 29, 2019 at Mia.
	QB Zach Wilson	Nov. 6, 2023 at NYJ
2.0	QB Josh Allen	Nov. 29, 2020 at Buf.
	QB Kirk Cousins	Sept. 24, 2023 at Min.
	QB Robert Griffin III	Dec. 24, 2016 at Cle.
	QB Eli Manning	Oct. 8, 2015 at NYG
	QB Ben Roethlisberger	Nov. 21, 2021 vs. Pit.
	QB Matt Ryan	Oct. 23, 2016 at Atl.
	QB Alex Smith	Sept. 24, 2017 vs. K.C.
	QB Mitchell Trubisky	Oct. 27, 2019 at Chi.
1.5	QB Lamar Jackson	Oct. 17, 2021 at Bal.
	QB Aaron Rodgers	Nov. 3, 2019 vs. G.B.
1.0	WR Davante Adams	Sept. 11, 2022 vs. L.V.
	QB Tyson Bagent	Oct. 29, 2023 vs. Chi.
	QB Matt Barkley	Nov. 29, 2020 at Buf.
	QB Blake Bortles	Nov. 12, 2017 at Jax.
	QB Tom Brady	Oct. 29, 2017 at N.E.
	QB Drew Brees	Oct. 12, 2020 at N.O.
	QB Teddy Bridgewater	Sept. 27, 2020 vs. Car.
	QB Jacoby Brissett	Sept. 8, 2019 vs. Ind.
	QB Joe Burrow	Sept. 13, 2020 at Cin.
	QB Jeff Driskel	Dec. 9, 2018 vs. Cin.
	QB Joe Flacco	Oct. 6, 2019 vs. Den.
	QB Ryan Fitzpatrick	Sept. 12, 2021 at Was.
	QB Mike Glennon	Dec. 12, 2021 vs. NYG
	QB Jalen Hurts	Nov. 7, 2021 at Phi.
	QB Case Keenum	Dec. 30, 2017 at Den.
	QB DeShone Kizer	Dec. 3, 2017 vs. Cle.
	QB Will Levis	Nov. 10, 2024 vs. Ten.
	QB Drew Lock	Nov. 28, 2021 at Den.
	QB Cam Newton	Dec. 11, 2016 at Car.
	QB Bo Nix	Dec. 19, 2024 vs. Den.
	QB Tyrod Taylor	Nov. 19, 2017 vs. Buf.
	QB Russell Wilson	Jan. 8, 2023 at Den.
	QB Jameis Winston	Dec. 4, 2016 vs. T.B.
	QB Bryce Young	Sept. 15, 2024 at Car.
0.5	QB Brock Osweiler	Nov. 27, 2016 at Hou.
	QB Deshaun Watson	Sept. 22, 2019 vs. Hou.

POSTSEASON CAREER SACKS BY PASSER (1.0)

Sacks	Passer	Most Recent Sack
1.0	QB Lamar Jackson	Jan. 6, 2019 at Bal.* *AFC Wild Card



ONE OF A KIND

With 8.5 sacks in his first eight games of 2017, **Joey Bosa** brought his career total to 19.0 sacks over his first 20 career games. That topped the previous NFL record of 18.5 set by Aldon Smith in 2012.

SACKS, FIRST 20 CAREER GAMES, NFL HISTORY

Rank	Team	Player	Sacks
1.	Chargers	DE Joey Bosa	19.0
2.	49ers	LB Aldon Smith	18.5
3.	Cowboys	LB Micah Parsons	17.0
	Packers	LB Clay Matthews	17.0

BRING THE HEAT

Joey Bosa ranks second in sacks in team history after reaching 72.0 for his career.

CAREER SACKS LEADERS, CHARGERS HISTORY SINCE 1982

Rank	Seasons	Player	Sacks
1.	1986-95	DE Leslie O'Neal	105.5
2.	2016-Present	OLB Joey Bosa	72.0
3.	2004-12	LB Shaun Phillips	69.5
4.	1984-90	DE Lee Williams	65.5
5.	2012-20	DE Melvin Ingram III	49.0
6.	1990-2002	LB Junior Seau	47.0

TULI TUIPULOTU

REMEMBER, REMEMBER TULI IN NOVEMBER

Tuli Tuipulotu was the NFL's most disruptive pass rusher during the month of November, tying for the league lead with six sacks during the month.

The former Pac-12 Defensive Player of the Year also led the league with 10 quarterback hits in November. With six tackles for loss during the month, Tuipulotu was just the fifth player in the last 10 seasons to have five sacks, 10 quarterback hits and five tackles for loss during a single November.

SACKS LEADERS, NOVEMBER, NFL, 2024

Rank	Team	Player	Sacks
1.	LAC	OLB Tuli Tuipulotu	6.0
	Cle.	DE Myles Garrett	6.0
3.	Dal.	LB Micah Parsons	5.5
4.	Hou.	DE Danielle Hunter	5.0
	LAR	DE Braden Fiske	5.0

QUARTERBACK HITS LEADERS, NOVEMBER, NFL, 2024

Rank	Team	Player	QB Hits
1.	LAC	OLB Tuli Tuipulotu	10
2.	Bal.	OLB Oafe Owhe	9
	Cin.	DE Trey Hendrickson	9
	Dal.	DT Osa Odighizuwa	9
	Dal.	LB Micah Parsons	9
6.	—	Three Other Players	8

PLAYERS WITH FIVE SACKS, 10 QUARTERBACK HITS AND FIVE TACKLES FOR LOSS, SINGLE NOVEMBER, NFL, SINCE 2015

Month	Team	Player	Sks	QB Hits	TFLs
Nov. 2024	LAC	OLB Tuli Tuipulotu	6.0	10	6
Nov. 2021	Dal.	LB Micah Parsons	6.5	12	8
Nov. 2020	N.O.	DE Cameron Jordan	5.0	10	6
Nov. 2019	NYJ	S Jamal Adams	6.5	10	5
Nov. 2015	Hou.	DE J.J. Watt	7.5	26	9

TULI IMPACTS TWO PHASES

In the team's Week 9 victory, OLB Tuli Tuipulotu recorded 2.5 sacks on defense and a pair of special teams tackles, becoming the first NFL player since 2020 and fifth since 2015 to have multiple sacks and multiple special teams tackles in the same game.

PLAYERS WITH MULTIPLE SACKS AND MULTIPLE SPECIAL TEAMS TACKLES, SINGLE GAME, NFL, SINCE 2015

Game	Tm.	Player	Scks.	ST Tkl.
Nov. 3, 2024 at Cle.	LAC	OLB Tuli Tuipulotu	2.5	2
Dec. 20, 2020 vs. Phi.	Ari.	LB Dennis Gardeck	2.0	2
Oct. 15, 2017 vs. Chi.	Bal.	LB Matthew Judon	2.0	2
Dec. 18, 2016 vs. Cle.	Buf.	LB Lorenzo Alexander	1.5	3
Dec. 6, 2015 at Oak.	K.C.	LB Frank Zombo	2.0	3

TULI'S STREAK OF MULTI-SACK GAMES



In three-straight games during the team's four-game winning streak in November, Tuli Tuipulotu recorded multiple sacks. He was the second NFL player this season and fourth Charger since sacks became an official statistic in 1982 to have three-straight games with multiple sacks. Tuipulotu was just the eighth player to have a three-game multi-sack streak within the first two seasons of a career since sacks became an official stat in 1982.

CONSECUTIVE MULTI-SACK GAMES, CHARGERS, SINCE 1982

Rk.	Player	Dates	Consec. Games
1.	OLB Tuli Tuipulotu	Nov. 3, 2024-Nov. 17, 2024	3
	OLB Khalil Mack	Nov. 19, 2023-Dec. 3, 2023	3
	OLB Joey Bosa	Oct. 20, 2019-Nov. 3, 2019	3
	LB Shawne Merriman	Oct. 29, 2006-Dec. 10, 2006	3

CONSECUTIVE MULTI-SACK GAMES, NFL, 2024

Rk.	Team	Player	Consec. Games (Dates)
1.	LAC	OLB Tuli Tuipulotu	3 (Nov. 3, 2024-Nov. 17, 2024)
	Bal.	OLB Kyle Van Noy	3 (Sept. 15, 2024-Sept. 29, 2024)

CONSECUTIVE MULTI-SACK GAMES, WITHIN FIRST TWO PRO SEASONS, NFL, SINCE 1982

Rk.	Team	Player	Consec. Games (Dates)
1.	S.F.	LB Aldon Smith	4 (Oct. 29, 2012-Nov. 25, 2012)
2.	LAC	OLB Tuli Tuipulotu	3 (Nov. 3, 2024-Nov. 17, 2024)
	Oak.	DE Khalil Mack	3 (Nov. 29, 2015-Dec. 13, 2015)
	Hou.	DE J.J. Watt	3 (Sept. 16, 2012-Sept. 30, 2012)
	S.F.	LB Aldon Smith	3 (Oct. 2, 2011-Oct. 16, 2011)
	Pit.	LB LaMarr Woodley	3 (Sept. 29, 2008-Oct. 19, 2008)
	S.D.	LB Shawne Merriman	3 (Oct. 29, 2006-Dec. 10, 2006)
	Mia.	LB Bryan Cox	3 (Sept. 20, 1992-Oct. 4, 1992)
	Chi.	DE Richard Dent	3 (Oct. 21, 1984-Nov. 4, 1984)

DAIYAN HENLEY

DAIYAN AN ELITE DEFENDER

In a breakout campaign, **LB Daiyan Henley** ranks tied for No. 8 in the NFL with his team-high 137 tackles. His versatility against the run and pass has been on display, as Henley is the **one of just two players in 2024 to record at least 130 tackles and more than five passes defended**. Henley's 137 tackles are the seventh-most by a Charger in a single season since the turn of the century



HENLEY GETS DOUBLE DIGITS

In Week 16, **LB Daiyan Henley** recorded his ninth game of the season with 10-plus tackles, the most double-digit tackle performances in the NFL in 2024.

Six of Henley's 10-tackle performances were consecutive games, the longest such streak in the NFL this season and setting the longest streak by a Charger since the turn of the century.

TACKLES, NFL, 2024

Rank	Team	Player	Tackles
1.	Ind.	LB Zaire Franklin	165
2.	Ari.	S Budda Baker	155
3.	Phi.	LB Zach Baun	150
4.	NYJ	LB Jamien Sherwood	148
5.	Bal.	LB Roquan Smith	144
6.	L.V.	LB Robert Spillane	142
7.	Atl.	ILB Kaden Elliss	139
8.	LAC	LB Daiyan Henley	137
	Cin.	LB Germaine Pratt	137
	Ind.	S Nick Cross	137
	Mia.	LB Jordyn Brooks	137
12.	Ind.	LB E.J. Speed	134

TACKLES, SINGLE SEASON, CHARGERS, SINCE 2000

Rank	Season	Player	Tackles
1.	2003	LB Donnie Edwards	162
2.	2005	LB Donnie Edwards	154
3.	2004	LB Donnie Edwards	152
4.	2022	LB Drue Tranquill	144
	2021	LB Kyzir White	144
6.	2006	LB Donnie Edwards	143
7.	2024	LB Daiyan Henley	137
8.	2002	LB Donnie Edwards	129

HENLEY MAKES AN IMPACT

In the team's Week 10 win, **LB Daiyan Henley** led the defense with 14 tackles and recorded the first sack of his career. He also added a tackle on special teams. Henley's performance was the 10th in the NFL since the beginning of the 2020 season with at least 10 tackles, a sack and a special teams tackle in a single game.

PLAYER WITH 10 TACKLES, A SACK AND A SPECIAL TEAMS TACKLE, SINGLE GAME, NFL, SINCE 2020

Game	Tm.	Player	Tkls.	Scks.	ST Tkl.
Dec. 15, 2024 vs. Bal.	NYG	S Dane Belton	14	1.0	1
Nov. 10, 2024 vs. Ten.	LAC	LB D.Henley	14	1.0	1
Nov. 20, 2022 vs. LAR	N.O.	LB K.Elliss	11	1.5	1
Sept. 11, 2022 vs. Phi.	Det.	S T.Walker	11	1.0	2
Dec. 5, 2021 vs. Ind.	Hou.	LB K.Grugier-Hill	19	1.0	1
Jan. 3, 2021 vs. Min.	Det.	S T.Walker	11	1.0	2
Jan. 3, 2021 at Den.	L.V.	LB N.Morrow	10	1.0	1
Dec. 13, 2020 vs. Min.	T.B.	S A.Winfield	11	1.0	1
Nov. 22, 2020 at Cle.	Phi.	LB A.Singleton	11	1.0	1
Nov. 1, 2020 vs. Dal.	Phi.	LB T.Edwards	12	1.0	1
Oct. 11, 2020 vs. Was.	LAR	LB T.Reeder	10	3.0	1

MOST GAMES WITH 10-PLUS TACKLES, NFL, 2024

Rank	Team	Player	Games
1.	LAC	LB Daiyan Henley	9
2.	Bal.	LB Roquan Smith	8
	Ind.	LB Zaire Franklin	8
	Ind.	LB E.J. Speed	8
	Phi.	LB Zack Baun	8
6.	—	Four Other Players	7

CONSECUTIVE GAMES WITH 10-PLUS TACKLES, NFL, 2024

Rk.	Team	Player	Consec. Games (Dates)
1.	LAC	LB Daiyan Henley	6 (Oct. 27, 2024-Dec. 1, 2024)
2.	L.V.	LB Robert Spillane	5 (Sept. 8, 2024-Oct. 6, 2024)
3.	Atl.	LB Kaden Elliss	4 (Oct. 20, 2024-Nov. 10, 2024)
	Buf.	LB Dorian Williams	4 (Sept. 12, 2024-Oct. 6, 2024)
	Ind.	LB E.J. Speed	4 (Sept. 8, 2024-Sept. 29, 2024)
	Phi.	LB Nakobe Dean	4 (Dec. 10, 2024-Present)

CONSECUTIVE GAMES WITH 10-PLUS TACKLES, CHARGERS, SINCE 2000

Rk.	Player	Dates	Consec. Games
1.	LB Daiyan Henley	Oct. 27, 2024-Dec. 1, 2024	6
2.	LB Donnie Edwards	Nov. 16, 2003-Dec. 7, 2003	4
3.	LB Drue Tranquill	Dec. 18, 2022-Jan. 1, 2023	3
	LB Kyzir White	Nov. 28, 2021-Dec. 12, 2021	3
	LB Kyzir White	Sept. 27, 2020-Oct. 12, 2020	3
—	Eight Other Streaks		3

CAMERON DICKER

PINPOINT ACCURACY

Cameron Dicker has made 87-of-92 career field goal attempts. His field goal percentage of 94.6 is the best in NFL history by a player with at least 50 attempts.

FIELD GOAL PCT., MIN. 50 ATTEMPTS, NFL HISTORY

Rank	Team/s	Player	Field Goal Pct. (Made-Att.)
1.	Phi./LAC	K Cameron Dicker	94.6 (87-92)
2.	Bal.	K Justin Tucker	89.1 (417-468)
3.	K.C.	K Harrison Butker	89.0 (218-245)
4.	Dal.	K Brandon Aubrey	88.9 (72-81)
5.	Chi./NYJ/Car.	K Eddie Pineiro	88.0 (110-125)

IN THE RECORD BOOKS

Cameron Dicker has made a career-best 35 field goals in 2024, setting a single-season franchise record. Dicker's 136 points scored this season are tied for the third-most in a single season by a kicker in team history. He is 11 points shy of setting the single-season team record.

MADE FIELD GOALS, SINGLE SEASON, CHARGERS HISTORY

Rank	Season	Player	Made Field Goals
1.	2024	K Cameron Dicker	35
2.	2013	K Nick Novak	34
	1994	K John Carney	34
4.	2009	K Nate Kaeding	32
5.	2023	K Cameron Dicker	31
	1999	K John Carney	31
	1993	K John Carney	31

MOST POINTS SCORED, KICKERS, SINGLE SEASON, CHARGERS HISTORY

Rank	Season	Player	Points Scored
1.	2009	K Nate Kaeding	146
2.	2013	K Nick Novak	144
3.	2024	K Cameron Dicker	136
	2006	K Nate Kaeding	136
5.	1994	K John Carney	135



DICKER MAKES HISTORY

Cameron Dicker has made history multiple times this season — most recently in the Week 16 home victory over Denver. At the end of the first half, Dicker attempted a fair catch free kick field goal after a fair catch on the previous play and drilled the 57-yard attempt.

The kick is believed to be the longest fair catch free kick field goal in NFL history and first make since K Ray Wersching, who made a 45-yard attempt for the Bolts in 1976. The last confirmed fair catch free kick field goal attempt was in 2019.

In Week 7 at Arizona, Dicker tied a franchise record with a career-long 59-yard field goal in the second quarter. This season, the Texas product has made nine out of 10 field goals of 50-plus yards (90.0 pct.), the best field goal percentage in the NFL in 2024 from 50- plus yards (min. 10 attempts).

Dicker has 16 career field goals from 50-plus yards and has four of the six longest made attempts in franchise history.

LONGEST MADE FIELD GOAL, CHARGERS HISTORY

Rank	Game	Player	Distance
1.	Oct. 21, 2024 at Ari.	K Cameron Dicker	59 yards
	Dec. 9, 2018 vs. Cin.	K Michael Badgley	59 yards
3.	Dec. 19, 2024 vs. Den.	K Cameron Dicker	57 yards*
	Dec. 21, 2008 at T.B.	K Nate Kaeding	57 yards
4.	Nov. 6, 2023 at NYJ	K Cameron Dicker	55 yards
	Oct. 22, 2023 at K.C.	K Cameron Dicker	55 yards
	Nov. 29, 2009 vs. K.C.	K Nate Kaeding	55 yards

*Fair Catch Free Kick Field Goal

CAMERON DICKER

THE BEST THROUGH THREE SEASONS

As a rookie, **Cameron Dicker** made 21-of-22 field goals (95.5 pct.) to set the record for best field goal percentage by a rookie kicker since the 1970 NFL-AFL Merger (min. 15 att.). He has continued his excellence with the Bolts, making 87-of-92 career attempts (94.6 pct.). Dicker's 94.6 career field goal percentage is the best within the first three seasons of a career among kickers with at least 50 field goal attempts.

FIELD GOAL PCT., FIRST THREE SEASONS, MIN. 50 ATTEMPTS, NFL, SINCE 1970

Rank	Team/s	Player	Field Goal Pct. (Made-Att.)
1.	Phi./LAC	K Cameron Dicker	94.6 (87-92)
2.	Dal.	K Dan Bailey	90.8 (89-98)
3.	Bal.	K Justin Tucker	89.8 (97-108)
4.	K.C.	K Harrison Butker	89.7 (96-107)
5.	Ind.	K Mike Vanderjagt	89.6 (86-96)

DICKER KICKS CONSISTENTLY

Cameron Dicker has made 71 of his 72 career field goal attempts from less than 50 yards out. His 98.6 percentage on field goals from less than 50 yards is the best by any NFL kicker in at least the last 30 seasons (min. 50 attempts of less than 50 yards).

FIELD GOAL PCT., LESS THAN 50-YARD ATTEMPTS, MIN. 50 ATTEMPTS, NFL, SINCE 1991

Rk.	Team/s	Player	Field Goal Pct. (Made-Att.)
1.	Phi./LAC	K Cameron Dicker	98.6 (71-72)
2.	Bal.	K Justin Tucker	94.9 (353-372)
3.	K.C.	K Harrison Butker	93.5 (187-200)
4.	T.B./LAR/Ind.	K Matt Gay	92.3 (131-142)
5.	Six Teams*	K Matthew Wright	92.0 (46-50)

**Jaguars, Steelers, Panthers, Chiefs, Titans, 49ers*

DICKER'S KICKS BY VENUE & SURFACE

REGULAR-SEASON KICKING BY VENUE

Stadium*	GP	FGM	FGA	Pct.	1-19	20-29	30-39	40-49	50+	Lg	XPM	XPA	Pts
Acrisure Stadium	1	1	1	100.0	0-0	1-1	0-0	0-0	0-0	28	1	1	4
Allegiant Stadium	2	3	3	66.7	0-0	0-0	2-2	0-0	0-1	37	5	5	11
Bank of America Stadium	1	2	2	100.0	0-0	0-0	0-0	2-2	0-0	46	2	3	8
Empower Field at Mile High	3	8	9	88.9	0-0	1-1	3-3	2-2	2-3	52	4	4	28
GEHA Field at Arrowhead Stadium	2	2	2	100.0	0-0	0-0	1-1	0-0	1-1	55	4	4	10
Gillette Stadium	2	6	6	100.0	0-0	1-1	4-4	1-1	0-0	41	4	4	22
Huntington Bank Field	1	0	1	0.0	0-0	0-0	0-0	0-1	0-0	—	3	4	3
Lambeau Field	1	2	2	100.0	0-0	2-2	0-0	0-0	0-0	26	2	2	8
Levi's Stadium	1	3	3	100.0	0-0	1-1	0-0	2-2	0-0	47	1	1	10
Lucas Oil Stadium	1	2	2	100.0	0-0	2-2	0-0	0-0	0-0	24	2	2	8
Mercedes-Benz Stadium	2	5	5	100.0	0-0	0-0	3-3	1-1	1-1	51	2	2	17
MetLife Stadium	1	2	2	100.0	0-0	0-0	1-1	0-0	1-1	55	3	3	9
Nissan Stadium	1	3	3	100.0	0-0	1-1	2-2	0-0	0-0	33	1	1	10
SoFi Stadium	21	41	42	97.6	1-1	10-10	6-6	15-15	9-10	57	48	49	171
State Farm Stadium	3	8	8	100.0	0-0	3-3	0-0	3-3	2-2	59	4	4	13
U.S. Bank Stadium	1	0	1	0.0	0-0	0-0	0-0	0-0	0-1	—	4	4	4
Totals	44	87	92	94.6	1-1	22-22	22-22	26-27	16-20	59	90	93	351
<i>Artificial Surfaces</i>	<i>30</i>	<i>61</i>	<i>63</i>	<i>96.8</i>	<i>1-1</i>	<i>14-14</i>	<i>16-16</i>	<i>19-19</i>	<i>11-13</i>	<i>57</i>	<i>66</i>	<i>68</i>	<i>249</i>
<i>Grass Surfaces</i>	<i>14</i>	<i>26</i>	<i>29</i>	<i>89.7</i>	<i>0-0</i>	<i>8-8</i>	<i>6-6</i>	<i>7-8</i>	<i>5-7</i>	<i>59</i>	<i>24</i>	<i>25</i>	<i>102</i>

POSTSEASON KICKING BY VENUE

Stadium*	GP	FGM	FGA	Pct.	1-19	20-29	30-39	40-49	50+	Lg	XPM	XPA	Pts
TIAA Bank Field	1	3	4	75.0	0-0	2-2	0-0	0-1	1-1	50	3	3	12
Totals	1	3	4	75.0	0-0	2-2	0-0	0-1	1-1	50	3	3	12
<i>Artificial Surfaces</i>	<i>0</i>	<i>0</i>	<i>0</i>	<i>—</i>	<i>0-0</i>	<i>0-0</i>	<i>0-0</i>	<i>0-0</i>	<i>0-0</i>	<i>—</i>	<i>0</i>	<i>0</i>	<i>0</i>
<i>Grass Surfaces</i>	<i>1</i>	<i>3</i>	<i>4</i>	<i>75.0</i>	<i>0-0</i>	<i>2-2</i>	<i>0-0</i>	<i>0-1</i>	<i>1-1</i>	<i>50</i>	<i>3</i>	<i>3</i>	<i>12</i>

*Current or most recent name of venue when operational

OTHER PLAYER NOTES

JOHNSTON HAULS IN SCORES

WR **Quentin Johnston** has been among the AFC's best scoring threats this season, scoring a career-high eight receiving touchdowns in 2024. His eight touchdown grabs rank tied for No. 6 among AFC players.

RECEIVING TOUCHDOWNS, NFL, 2024

Rank	Season	Player	Receiving Touchdowns
1.	Cin.	WR Ja'Marr Chase	16
2.	Bal.	TE Mark Andrews	10
	Cin.	WR Tee Higgins	10
	Jax.	WR Brian Thomas Jr.	10
5.	Ten.	WR Nick Westbrook-Ikhine	9
6.	LAC	WR Quentin Johnston	8
	Bal.	WR Rashod Bateman	8
8.	LAC	WR Ladd McConkey	7
	Den.	WR Courtland Sutton	7
	L.V./NYJ	WR Davante Adams	7
	Mia.	TE Jonnu Smith	7
	NYJ	WR Garrett Wilson	7

POONA PICKS HIS FIRST PASS

In the fourth quarter of the Week 1 victory, **DL Poona Ford** hauled in a pass deflected by **OLB Khalil Mack** for his first career interception. Ford was the first defensive lineman in the NFL with a pick this season and was just the second defensive lineman to have a tackle for loss, interception and multiple pass breakups in a single game since tackles for loss began being tracked in 2008.

INTERIOR DEFENSIVE LINEMEN WITH TACKLE FOR LOSS, INTERCEPTION AND MULTIPLE PASSES DEFENSED, SINGLE GAME, NFL, SINCE 2008

Game	Team	Player	TFL	INT	PD
Sept. 8, 2024 vs. L.V.	LAC	DL Poona Ford	1	1	2
Jan. 1, 2012 vs. NYJ	Mia.	DL Randy Starks	1	2	2

Ford added three sacks on the year, making him the fourth Chargers interior defensive lineman in history to have multiple sacks and an interception in the same season.

INTERIOR DEFENSIVE LINEMEN WITH MULTIPLE SACKS AND AN INTERCEPTION, SINGLE SEASON, CHARGERS HISTORY

Season	Player	Sacks	INTs
2024	DL Poona Ford	3.0	1
2022	DL Sebastian Joseph-Day	2.0	1
2013	DT Sean Lissemore	2.0	1
1998	DT Norman Hand	6.0	2

TARHEEB PICKS OFF PASSES



In the Week 13 victory over Atlanta, **CB Tarheeb Still** broke up three passes and recorded two interceptions, including one he returned 61 yards for a touchdown. He was named **AFC Defensive Player of the Week** for his efforts, becoming just the fourth rookie since 2020 to have a game with multiple interceptions and a pick-six. A fifth-round selection in the 2024 NFL Draft, Still is just the third Day 3 draft pick to record multiple interceptions and a pick six in the same game as a rookie in over 20 seasons.

ROOKIES WITH MULTIPLE INTERCEPTIONS AND PICK SIX, DAY 3 DRAFT PICKS, SINGLE GAME, NFL, SINCE 2005

Game	Tm.	Player	INTs	INT-TD
Dec. 1, 2024 at Atl.	LAC	CB Tarheeb Still	2	1
Dec. 25, 2022 vs. Den.	LAR	CB Cobie Durant	2	1
Oct. 29, 2006 at N.O.	Bal.	S Dawan Landry	2	1

On the season, Still has four interceptions, 10 passes defended, the 61-yard pick six and a half-sack. He is the only NFL rookie this season to have a sack, four interceptions, a pick six and seven passes defended.

ROOKIES WITH THREE INTERCEPTIONS AND SEVEN PASSES DEFENSED, NFL, 2024

Team	Player	INT-TD	Sacks	INTs	PDs
LAC	CB Tarheeb Still	1	0.5	4	10
Hou.	S Calen Bullock	0	0.0	5	10
Hou.	CB Kamari Lassiter	0	0.0	3	10

OTHER PLAYER NOTES

MATLOCK A TWO-WAY PLAYER

FB/DL Scott Matlock became the first Charger since 1982, when sacks became an official statistic, to record a reception and a sack in a single game as he recorded a nine-yard catch and a sack in Week 8 against New Orleans.

It marks the 18th time that the feat has been accomplished and Matlock is one of just 13 players with both a reception and a sack in a single game since sacks became an official statistic.

PLAYERS WITH A RECEPTION AND A SACK, SINGLE GAME, NFL, SINCE 1982

Game	Team	Player	Rec.	Sacks
Oct. 27, 2024 vs. N.O.	LAC	Scott Matlock	1	1.0
Dec. 22, 2019 vs. Cin.	Mia.	Christian Wilkins	1	1.0
Nov. 24, 2019 at Atl.	T.B.	Vita Vea	1	1.0
Dec. 6, 2015 at Ten.	Jax.	Tyson Alualu	1	1.0
Nov. 30, 2014 vs. Ten.	Hou.	J.J. Watt	1	2.0
Nov. 16, 2014 at Cle.	Hou.	J.J. Watt	1	1.0
Sept. 7, 2008 vs. Sea.	Buf.	Ryan Denney	1	1.0
Dec. 23, 2007 at Det.	K.C.	Jared Allen	1	2.0
Dec. 2, 2007 vs. S.D.	K.C.	Jared Allen	1	2.0
Oct. 28, 2007 vs. Was.	N.E.	Mike Vrabel	1	3.0
Dec. 26, 2005 at NYJ	N.E.	Mike Vrabel	2	1.0
Sept. 29, 2002 vs. Hou.	Phi.	Brian Dawkins	1	1.0
Oct. 30, 1995 at Min.	Chi.	Jim Flanigan	1	1.0
Sept. 11, 1995 vs. G.B.	Chi.	Jim Flanigan	1	1.0
Nov. 6, 1994 vs. N.E.	Cle.	James Jones	1	1.0
Dec. 20, 1992 vs. Hou.^	Cle.	James Jones	1	1.0
Dec. 8, 1985 at StL †	N.O.	James Haynes	1	1.0
Sept. 19, 1982 at Mia.	Bal.*	Barry Krauss	1	1.0

*Baltimore Colts

†St. Louis Cardinals

^Houston Oilers

McCONKEY AND VIDAL SCORE IN DEBUTS

In Week 1, **WR Ladd McConkey** made his NFL debut and led the team with five receptions for 39 yards (7.8 avg.), including a 10-yard touchdown catch in the fourth quarter to put the game away. He was the 10th Charger in history to haul in a touchdown pass in an NFL debut.

Four weeks later, **RB Kimani Vidal** made his NFL debut and hauled in a 38-yard touchdown on his first career reception. He became the 11th Charger ever to have a touchdown catch in a debut and the first Bolts running back since 1977 (Hank Bauer) to record a receiving touchdown on his first career reception.

CHARGERS WITH RECEIVING TOUCHDOWN IN NFL DEBUT, SINCE 1970

Game	Player	Rec.	Rec. TD
Oct. 13, 2024 at Den.	RB Kimani Vidal	2	1
Sept. 8, 2024 vs. L.V.	WR Ladd McConkey	5	1
Sept. 11, 2022 vs. L.V.	FB Zander Horvath	2	1
Oct. 4, 2020 at T.B.	WR Tyron Johnson	1	1
	TE Donald Parham Jr.	1	1
Sept. 8, 2002 at Cin.	TE Josh Norman	1	1
Aug. 31, 1997 at N.E.	TE Freddie Jones	4	1
Sept. 1, 1991 at Pit.	WR Shawn Jefferson	3	1
Sept. 7, 1981 vs. Cle.	RB James Brooks	2	1
Sept. 3, 1978 at Sea.	WR John Jefferson	3	2
Sept. 19, 1971 vs. K.C.	RB Mike Montgomery	3	1

CAREER NUMBERS AGAINST RAIDERS

97 JOEY BOSCA OLB

REGULAR SEASON DEFENSE

Date	Opp.	Res.	GP/GS	Tot	Solo	Asst	Sks	Yds	TFL	QBH	INT	Yds	Lg	TD	PD	FF	FR	Yds
10/09/16	at Oak.	L	1/0	5	4	1	2.0	16	3	2	0	0	—	0	0	0	0	0
12/18/16	Oak.	L	1/1	4	3	1	1.0	6	1	1	0	0	—	0	0	0	0	0
10/15/17	at Oak.	W	1/1	3	2	1	1.0	6	0	0	0	0	—	0	0	1	0	0
12/31/17	Oak.	W	1/1	5	2	3	1.0	6	1	2	0	0	—	0	0	0	1	0
11/07/19	at Oak.	L	1/1	2	1	1	0.0	0	1	2	0	0	—	0	0	0	0	0
12/22/19	Oak.	L	1/1	4	4	0	1.0	9	2	3	0	0	—	0	0	0	0	0
12/17/20	at L.V.	W (OT)	1/0	4	2	2	0.0	0	0	0	0	0	—	0	0	0	0	0
10/04/21	L.V.	W	1/1	1	1	0	1.0	12	0	2	0	0	—	0	0	1	0	0
01/09/22	at L.V.	L (OT)	1/1	2	2	0	1.0	10	0	0	0	0	—	0	0	1	0	0
09/11/22	L.V.	W	1/1	3	2	1	1.5	12.5	1	2	0	0	—	0	0	1	0	0
9/8/24	L.V.	W	1/1	7	6	1	1.0	6	1	2	0	0	—	0	0	1	0	0
Totals		6-5	11/9	40	29	11	10.5	83.5	10	16	0	0	—	0	0	5	1	0

25 JUNIOR COLSON LB

REGULAR SEASON DEFENSE

Date	Opp.	Res.	GP/GS	Tot	Solo	Asst	Sks	Yds	TFL	QBH	INT	Yds	Lg	TD	PD	FF	FR	Yds
9/8/24	L.V.	W	1/0	3	2	1	0.0	0	0	0	0	0	—	0	1	0	0	0
Totals		1-0	1/0	3	2	1	0.0	0	0	0	0	0	—	0	1	0	0	0

12 DERIUS DAVIS WR

REGULAR SEASON RECEIVING

Date	Opp.	Res.	GP/GS	Rec.	Yds	Avg.	Lg	TD
10/01/23	L.V.	W	1/0	2	16	8.0	11	0
12/14/23	at LV	L	1/0	1	-2	-2.0	0	0
9/8/24	L.V.	W	1/0	0	0	—	—	0
Totals		2-1	3/0	3	14	4.7	0	0

REGULAR SEASON KICK RETURNING

Date	Opp.	Res.	GP	Ret.	Yds	Avg.	Lg	TD
10/01/23	L.V.	W	1	1	15	15.0	15	0
12/14/23	at L.V.	L	1	5	113	23.2	26	0
9/8/24	L.V.	W	1	1	35	35.0	35	0
Totals		2-1	3	7	166	23.7	35	0

REGULAR SEASON PUNT RETURNING

Date	Opp.	Res.	FC	Ret.	Yds	Avg.	Lg	TD
10/01/23	L.V.	W	1	3	18	6.0	12	0
12/14/23	at L.V.	L	1	3	44	14.7	38	0
9/8/24	L.V.	W	3	1	9	9.0	9	0
Totals		2-1	5	7	71	10.1	38	0

11 CAMERON DICKER K

REGULAR SEASON KICKING

Date	Opp.	Res.	GP	FGM	FGA	Pct.	Lg	XPM	Pts
12/04/22	at L.V.	L	1	2	3	66.7	37	2	8
10/01/23	L.V.	W	1	1	1	100.0	33	3	4
12/14/23	at L.V.	L	1	0	0	—	—	3	3
9/8/24	L.V.	W	1	3	3	100.0	53	1	10
Totals		2-2	4	6	7	85.7	53	9	27

81 WILL DISSLY TE

REGULAR SEASON RECEIVING

Date	Opp.	Res.	GP/GS	Rec.	Yds	Avg.	Lg	TD
11/27/22	L.V.	L	1/1	2	17	8.5	12	0
9/8/24	L.V.	W	1/1	1	13	13.0	13	0
Totals		1-1	2/2	3	30	10.0	13	0

27 J.K. DOBBINS RB

REGULAR SEASON OFFENSE

Date	Opp.	Res.	GP/GS	Att	Yds	Avg.	Lg	TD	Rec.	Yds	Avg.	Lg	TD	Scrim. Yds	Scrim. TD
9/8/24	L.V.	W	1/0	10	135	13.5	61	1	3	4	1.3	3	0	139	1
Totals		1-0	1/0	10	135	13.5	61	1	3	4	1.3	3	0	139	1

48 BUD DUPREE OLB

REGULAR SEASON DEFENSE

Date	Opp.	Res.	GP/GS	Tot	Solo	Asst	Sks	Yds	TFL	QBH	INT	Yds	Lg	TD	PD	FF	FR	Yds
11/8/15	Oak.	W	1/0	0	0	0	0.0	0	0	0	0	0	—	0	0	0	0	0
12/9/18	at Oak.	L	1/1	4	2	2	1.0	7	1	1	0	0	—	0	0	0	0	0
9/8/24	L.V.	W	1/0	0	0	0	0.0	0	0	0	0	0	—	0	1	0	0	0
Totals		2-1	3/1	4	2	2	1.0	7	1	1	0	0	—	0	1	0	0	0

CAREER NUMBERS AGAINST RAIDERS

43 TROY DYE LB

REGULAR SEASON DEFENSE

Date	Opp.	Res.	GP/GS	Tot	Solo	Asst	Sks	Yds	TFL	QBH	INT	Yds	Lg	TD	PD	FF	FR	Yds
12/10/23	at L.V.	W	1/0	2	2	0	1.0	5	1	1	0	0	—	0	0	0	0	0
9/8/24	L.V.	W	1/0	0	0	0	0.0	0	0	0	0	0	—	0	0	0	0	0
Totals		2-0	2/0	2	2	0	1.0	5	1	1	0	—	—	0	0	0	0	0

4 GUS EDWARDS RB

REGULAR SEASON OFFENSE

Date	Opp.	Res.	GP/GS	Att	Yds	Avg.	Lg	TD	Rec.	Yds	Avg.	Lg	TD	Scrim. Yds	Scrim. TD
11/25/18	Oak.	W	1/1	23	118	5.1	19	0	0	0	—	—	0	118	0
9/8/24	L.V.	W	1/1	11	26	2.4	10	0	1	2	2.0	2	0	28	0
Totals		2-0	2/2	34	144	4.2	19	0	1	2	2.0	2	0	146	0

95 POONA FORD DL

REGULAR SEASON DEFENSE

Date	Opp.	Res.	GP/GS	Tot	Solo	Asst	Sks	Yds	TFL	QBH	INT	Yds	Lg	TD	PD	FF	FR	Yds
10/14/18	at Oak.	W	1/0	2	2	0	0	—	0	0	0	0	—	0	0	0	0	0
11/27/22	L.V.	L	1/1	4	3	1	1.0	2	1	2	0	0	—	0	0	0	0	0
9/17/23	L.V.	W	1/0	0	0	0	0.0	0	0	0	0	0	—	0	0	0	0	0
9/8/24	L.V.	W	1/1	3	2	1	0.0	0	1	1	1	3	3	0	2	0	0	0
Totals		3-1	4/2	9	7	2	1.0	2	2	3	1	3	3	0	2	0	0	0

56 MORGAN FOX DL

REGULAR SEASON DEFENSE

Date	Opp.	Res.	GP/GS	Tot	Solo	Asst	Sks	Yds	TFL	QBH	INT	Yds	Lg	TD	PD	FF	FR	Yds
09/11/22	L.V.	W	1/0	2	0	2	0.5	2.5	0	1	0	0	—	0	0	0	0	0
12/04/22	at L.V.	L	1/1	4	2	2	0.0	0	0	1	0	0	—	0	0	0	0	0
10/01/23	L.V.	W	1/0	2	2	0	1.0	5	0	0	0	0	—	0	0	0	0	0
12/14/23	at L.V.	L	1/1	0	0	0	0.0	0	0	0	0	0	—	0	0	0	0	0
9/8/24	L.V.	W	1/0	4	3	1	0.5	6	0	1	0	0	—	0	0	0	0	0
Totals		3-2	5/2	12	7	5	2.3	13.5	0	3	0	0	—	0	0	0	0	0

7 KRISTIAN FULTON CB

REGULAR SEASON DEFENSE

Date	Opp.	Res.	GP/GS	Tot	Solo	Asst	Sks	Yds	TFL	QBH	INT	Yds	Lg	TD	PD	FF	FR	Yds
9/25/23	L.V.	W	1/1	6	3	3	0.0	0	2	0	0	0	—	0	1	0	0	0
9/8/24	L.V.	W	1/1	5	2	3	0.0	0	0	0	0	0	—	0	0	0	0	0
Totals		2-0	2/2	11	5	6	0.0	0	2	0	0	0	—	0	1	0	0	0

20 CAM HART CB

REGULAR SEASON DEFENSE

Date	Opp.	Res.	GP/GS	Tot	Solo	Asst	Sks	Yds	TFL	QBH	INT	Yds	Lg	TD	PD	FF	FR	Yds
9/8/24	L.V.	W	1/0	0	0	0	0.0	0	0	0	0	0	—	0	0	0	0	0
Totals		1-0	1/0	0	0	0	0.0	0	0	0	0	0	—	0	0	0	0	0

28 HASSAN HASKINS RB

REGULAR SEASON OFFENSE

Date	Opp.	Res.	GP/GS	Att	Yds	Avg.	Lg	TD	Rec.	Yds	Avg.	Lg	TD	Scrim. Yds	Scrim. TD
9/25/22	L.V.	W	1/0	0	0	—	—	0	0	0	—	—	0	0	0
9/8/24	L.V.	W	1/0	0	0	—	—	0	0	0	—	—	0	0	0
Totals		2-0	2/0	0	0	—	—	0	0	0	—	—	0	0	0

CAREER NUMBERS AGAINST RAIDERS

8 TAYLOR HEINICKE QB

REGULAR SEASON PASSING

Date	Opp.	Res.	GP/GS	Cmp	Att	Pct.	Yds	Y/A	TD	INT	Lg	Sacks	Yds Lost	Rating
12/5/21	L.V.	L	1/1	23	30	76.7	196	6.53	2	1	35	1	10	101.5
Totals		0-1	1/1	23	30	76.7	196	6.53	2	1	35	1	10	101.5

REGULAR SEASON RUSHING

Date	Opp.	Res.	GP/GS	Att	Yds	Avg.	Lg	TD
12/5/21	L.V.	L	1/1	3	10	3.3	7	0
Totals		0-1	1/1	3	10	3.3	7	0

0 DAIYAN HENLEY LB

REGULAR SEASON DEFENSE

Date	Opp.	Res.	GP/GS	Tot	Solo	Asst	Sks	Yds	TFL	QBH	INT	Yds	Lg	TD	PD	FF	FR	Yds
11/29/20	L.V.	W	1/0	0	0	0	0.0	0	0	0	0	0	—	0	0	0	0	0
12/14/32	at L.V.	L	1/0	1	1	0	0.0	0	0	0	0	0	—	0	0	0	0	0
9/8/24	L.V.	W	1/1	6	4	2	0.0	0	0	0	0	0	—	0	0	0	0	0
Totals		2-1	3/1	7	5	2	0.0	0	0	0	0	0	—	0	0	0	0	0

10 JUSTIN HERBERT QB

REGULAR SEASON PASSING

Date	Opp.	Res.	GP/GS	Cmp	Att	Pct.	Yds	Y/A	TD	INT	Lg	Sacks	Yds Lost	Rating
11/08/20	L.V.	L	1/1	28	42	66.7	326	7.76	2	0	50	2	14	105.9
12/17/20	at L.V.	W (OT)	1/1	22	32	68.8	314	9.81	2	0	53	1	8	121.1
10/04/21	L.V.	W	1/1	25	38	65.8	222	5.84	3	0	34	2	10	107.6
10/09/22	at L.V.	L (OT)	1/1	34	64	53.1	383	5.98	3	1	47	3	28	80.4
09/11/22	L.V.	W	1/1	26	34	76.5	279	8.21	3	0	42	0	0	129.4
12/04/22	at L.V.	L	1/1	28	47	59.6	335	7.13	1	0	35t	5	21	88.5
10/01/23	L.V.	W	1/1	13	24	54.2	167	6.96	1	1	51	2	17	72.7
9/8/24	L.V.	W	1/1	17	26	65.4	144	5.54	1	0	27	1	4	92.5
Totals		5-3	8/8	193	307	62.9	2,170	7.07	16	2	53	16	102	98.6

REGULAR SEASON RUSHING

Date	Opp.	Res.	GP/GS	Att	Yds	Avg.	Lg	TD
11/08/20	L.V.	L	1/1	5	24	4.8	11	0
12/17/20	at L.V.	W (OT)	1/1	4	14	3.5	12	1
10/04/21	L.V.	W	1/1	3	4	1.3	6	0
01/09/22	at L.V.	L (OT)	1/1	2	1	0.5	2	0
09/11/22	L.V.	W	1/1	4	1	0.3	3	0
12/04/22	at L.V.	L	1/1	5	7	1.4	3	0
10/01/23	L.V.	W	1/1	12	27	2.3	15	2
9/8/24	L.V.	W	1/1	4	6	1.5	8	0
Totals		5-3	8/8	39	884	2.2	15	3

81 HAYDEN HURST TE

REGULAR SEASON RECEIVING

Date	Opp.	Res.	GP/GS	Rec.	Yds	Avg.	Lg	TD
11/25/18	Oak	W	1/0	3	25	8.3	11	0
11/29/20	L.V.	W	1/1	4	48	12.0	14	0
9/8/24	L.V.	W	1/0	2	33	16.5	27	0
Totals		3-0	3/1	9	106	11.8	27	0

1 QUENTIN JOHNSTON WR

REGULAR SEASON RECEIVING

Date	Opp.	Res.	GP/GS	Rec.	Yds	Avg.	Lg	TD
10/01/23	L.V.	W	1/1	1	18	18.0	18	0
12/14/23	at L.V.	L	1/1	2	23	11.5	17	1
9/8/24	L.V.	W	1/0	3	38	12.7	16	0
Totals		2-1	3/2	6	79	13.2	18	1

23 TONY JEFFERSON S

REGULAR SEASON DEFENSE

Date	Opp.	Res.	GP/GS	Tot	Solo	Asst	Sks	Yds	TFL	QBH	INT	Yds	Lg	TD	PD	FF	FR	Yds
10/19/14	at Oak.	W	1/1	3	3	0	0.0	0	0	0	0	0	—	0	0	0	0	0
10/8/17	at Oak.	W	1/1	4	3	1	1.0	8	1	1	0	0	—	0	0	0	0	0
11/25/18	Oak.	W	1/1	1	0	1	0.0	0	0	0	0	0	—	0	1	0	0	0
Totals		3-0	3/3	8	6	2	1.0	8	1	1	0	0	—	0	1	0	0	0

CAREER NUMBERS AGAINST RAIDERS

3

DERWIN JAMES JR.

S

REGULAR SEASON DEFENSE

Date	Opp.	Res.	GP/GS	Tot	Solo	Asst	Sks	Yds	TFL	QBH	INT	Yds	Lg	TD	PD	FF	FR	Yds
10/07/18	Oak.	W	1/1	5	4	1	0.0	0	1	0	0	0	—	0	0	0	0	0
11/11/18	at Oak.	W	1/1	9	5	4	0.0	0	0	0	0	0	—	0	1	0	0	0
12/22/19	Oak.	L	1/1	8	5	3	0.0	0	1	0	0	0	—	0	0	0	0	0
10/04/21	L.V.	W	1/1	6	3	3	0.0	0	0	0	1	15	15	0	1	0	0	0
01/09/22	at L.V.	L (OT)	1/1	9	4	5	0.0	0	1	2	0	0	—	0	0	0	0	0
09/11/22	L.V.	W	1/1	6	6	0	1.0	7	1	1	0	0	—	0	0	0	0	0
12/04/22	at L.V.	L	1/1	6	3	3	1.0	0	0	0	0	0	—	0	0	0	0	0
12/14/23	at L.V.	L	1/1	5	3	2	0.0	0	0	0	0	0	—	0	1	0	0	0
9/8/24	L.V.	W	1/1	7	6	1	0.0	0	0	0	0	0	—	0	0	0	0	0
Totals			5-4	9/9	61	39	22	1.0	7	4	3	15	15	0	3	0	0	0

33

DEANE LEONARD

DB

REGULAR SEASON DEFENSE

Date	Opp.	Res.	GP/GS	Tot	Solo	Asst	Sks	Yds	TFL	QBH	INT	Yds	Lg	TD	PD	FF	FR	Yds
09/11/22	L.V.	W	1/0	0	0	0	0.0	0	0	0	0	0	—	0	0	0	0	0
12/04/22	at L.V.	L	1/0	0	0	0	0.0	0	0	0	0	0	—	0	0	0	0	0
9/8/24	L.V.	W	1/0	0	0	0	0.0	0	0	0	0	0	—	0	0	0	0	0
Totals			2-1	3/0	0	0	0.0	0	0	0	0	0	—	0	0	0	0	0

52

KHALIL MACK

OLB

REGULAR SEASON DEFENSE

Date	Opp.	Res.	GP/GS	Tot	Solo	Asst	Sks	Yds	TFL	QBH	INT	Yds	Lg	TD	PD	FF	FR	Yds
10/06/19	at Oak.	L	1/1	3	3	0	0.0	0	0	1	0	0	—	0	0	0	1	0
10/10/21	at L.V.	W	1/1	8	7	1	1.0	8	1	1	0	0	—	0	0	0	0	0
09/15/22	L.V.	W	1/1	6	5	1	3.0	17	3	4	0	0	—	0	0	1	0	0
12/04/22	at L.V.	L	1/1	3	0	3	0.0	0	0	0	0	0	—	0	0	0	0	0
10/01/23	L.V.	W	1/1	10	8	2	6.0	45	5	4	0	0	—	0	1	2	0	0
12/14/23	at L.V.	L	1/1	3	2	1	0.0	0	1	0	0	0	—	0	2	0	0	0
9/8/24	L.V.	W	1/1	3	1	2	1.5	10	1	2	0	0	—	0	1	0	1	22
Totals			4-3	7/4	36	26	11.5	80	11	12	0	0	—	0	4	3	2	22

44

SCOTT MATLOCK

FB/DL

REGULAR SEASON DEFENSE

Date	Opp.	Res.	GP/GS	Tot	Solo	Asst	Sks	Yds	TFL	QBH	INT	Yds	Lg	TD	PD	FF	FR	Yds
10/1/23	L.V.	W	1/0	0	0	0	0.0	0	0	0	0	0	—	0	0	0	0	0
12/14/23	at L.V.	L	1/0	3	0	3	0.0	0	0	0	0	0	—	0	0	0	0	0
9/8/24	L.V.	W	1/1	0	0	0	0.0	0	0	0	0	0	—	0	0	0	0	0
Totals			2-1	3/1	3	0	0.0	0	0	0	0	0	—	0	0	0	0	0

REGULAR SEASON OFFENSE

Date	Opp.	Res.	GP/GS	Att	Yds	Avg.	Lg	TD	Rec.	Yds	Avg.	Lg	TD	Scrim. Yds	Scrim. TD
10/1/23	L.V.	W	1/0	0	0	—	—	0	0	0	—	—	0	0	0
12/14/23	at L.V.	L	1/0	0	0	—	—	0	0	0	—	—	0	0	0
9/8/24	L.V.	W	1/1	0	0	—	—	0	0	0	—	—	0	0	0
Totals			2-1	3/1	0	0	—	0	0	0	—	—	0	0	0

15

LADD McCONKEY

WR

REGULAR SEASON RECEIVING

Date	Opp.	Res.	GP/GS	Rec.	Yds	Avg.	Lg	TD
9/8/24	L.V.	W	1/1	5	39	7.8	11	1
Totals			1-0	5	39	7.8	11	1

5

JOSHUA PALMER

WR

REGULAR SEASON RECEIVING

Date	Opp.	Res.	GP/GS	Rec.	Yds	Avg.	Lg	TD
10/04/21	L.V.	W	1/0	0	0	—	—	0
01/09/22	at L.V.	L (OT)	1/0	4	45	11.3	23t	1
09/11/22	L.V.	W	1/1	3	5	1.7	5	0
12/04/22	at L.V.	L	1/1	7	60	8.6	15	0
10/1/23	L.V.	W	1/1	3	77	25.7	51	0
12/14/23	at L.V.	L	1/0	4	113	28.3	79t	1
9/8/24	L.V.	W	1/1	2	15	7.5	11	0
Totals			4-3	7/4	23	315	13.7	79t

CAREER NUMBERS AGAINST RAIDERS

31 NICK NIEMANN LB

REGULAR SEASON DEFENSE

Date	Opp.	Res.	GP/GS	Tot	Solo	Asst	Sks	Yds	TFL	QBH	INT	Yds	Lg	TD	PD	FF	FR	Yds
10/04/21	L.V.	W	1/0	0	0	0	0.0	0	0	0	0	0	—	0	0	0	0	0
01/09/22	at L.V.	L (OT)	1/0	0	0	0	0.0	0	0	0	0	0	—	0	0	0	0	0
09/15/22	L.V.	W	1/0	0	0	0	0.0	0	0	0	0	0	—	0	0	0	0	0
12/04/22	at L.V.	L	1/0	0	0	0	0.0	0	0	0	0	0	—	0	0	0	0	0
10/01/23	L.V.	W	1/0	0	0	0	0.0	0	0	0	0	0	—	0	0	0	0	0
12/14/23	at L.V.	L	1/0	1	0	1	0.0	0	0	0	0	0	—	0	0	0	0	0
Totals		3-3	6/0	1	0	1	0.0	0	0	0	0	0	—	0	0	0	0	0

93 OTITO OGBONNIA DL

REGULAR SEASON DEFENSE

Date	Opp.	Res.	GP/GS	Tot	Solo	Asst	Sks	Yds	TFL	QBH	INT	Yds	Lg	TD	PD	FF	FR	Yds
10/17/22	L.V.	W	1/0	1	1	0	0.0	0	0	0	0	0	—	0	0	0	0	0
9/8/24	L.V.	W	1/1	2	1	1	0.0	0	0	0	0	0	—	0	0	0	0	0
Totals		2-0	2/1	3	2	1	0.0	0	0	0	0	0	—	0	0	0	0	0

6 DENZEL PERRYMAN LB

REGULAR SEASON DEFENSE

Date	Opp.	Res.	GP/GS	Tot	Solo	Asst	Sks	Yds	TFL	QBH	INT	Yds	Lg	TD	PD	FF	FR	Yds
10/25/15	Oak.	L	1/1	3	3	0	0.0	0	0	0	0	0	—	0	0	0	0	0
12/24/15	at Oak.	L (OT)	1/1	11	10	1	1.0	9	1	1	0	0	—	0	0	0	0	0
12/18/16	Oak.	L	1/1	4	3	1	0.0	0	1	0	0	0	—	0	0	0	0	0
12/31/17	Oak.	W	1/0	3	2	1	0.0	0	0	0	0	0	—	0	0	0	0	0
10/07/18	Oak.	W	1/1	7	4	3	0.0	0	0	0	0	0	—	0	0	0	0	0
11/11/18	at Oak.	W	1/1	0	0	0	0.0	0	0	0	0	0	—	0	0	0	0	0
12/22/19	Oak.	L	1/1	7	4	3	0.0	0	0	0	0	0	—	0	0	0	0	0
11/08/20	L.V.	L	1/0	3	1	2	0.0	0	0	0	0	0	—	0	0	0	0	0
9/8/24	L.V.	W	1/1	5	5	0	0.0	0	0	0	0	0	—	0	0	0	0	0
Totals		4-5	9/7	43	32	11	1.0	9	2	1	0	0	—	0	0	0	0	0

58 SHAQUILLE QUARTERMAN LB

REGULAR SEASON DEFENSE

Date	Opp.	Res.	GP/GS	Tot	Solo	Asst	Sks	Yds	TFL	QBH	INT	Yds	Lg	TD	PD	FF	FR	Yds
11/6/22	L.V.	W	1/0	0	0	0	0.0	0	0	0	0	0	—	0	0	0	0	0
9/8/24	L.V.	W	1/0	0	0	0	0.0	0	0	0	0	0	—	0	0	0	0	0
Totals		1-0	2/0	0	0	0	0.0	0	0	0	0	0	—	0	0	0	0	0

16 JK SCOTT P

REGULAR SEASON PUNTING

Date	Opp.	Res.	GP	Punt	Blk	Yds.	Avg.	Lg	TB	I20
10/20/19	at Oak.	W	1	3	0	166	55.3	57	0	1
09/15/22	L.V.	W	1	4	0	196	49.0	51	0	1
12/04/22	at L.V.	L	1	3	0	137	45.7	48	0	1
10/01/23	L.V.	W	1	4	0	160	40.0	49	0	0
12/14/23	at L.V.	L	1	5	0	246	49.2	60	0	2
9/8/24	L.V.	W	1	7	0	332	47.4	56	2	1
Totals		4-2	6	26	0	1,237	47.6	60	2	6

84 STONE SMARTT TE

REGULAR SEASON RECEIVING

Date	Opp.	Res.	GP/GS	Rec.	Yds	Avg.	Lg	TD
12/04/22	at L.V.	L	1/1	2	3	1.5	5	0
10/01/23	L.V.	W	1/0	0	0	—	—	0
12/14/23	at L.V.	L	1/0	3	15	5.0	6	0
9/8/24	L.V.	W	1/0	0	0	—	—	0
Totals		2-2	4/1	5	18	3.6	6	0

2 EASTON STICK QB

REGULAR SEASON PASSING

Date	Opp.	Res.	GP/GS	Cmp	Att	Pct.	Yds	Y/A	TD	INT	Lg	Sacks	Yds Lost	Rating
12/14/23	at L.V.	L	1/1	23	32	71.9	257	8.03	3	1	79t	3	23	113.7
Totals		0-1	1/1	23	32	71.9	257	8.03	3	1	79T	3	23	113.7

REGULAR SEASON RUSHING

Date	Opp.	Res.	GP/GS	Att	Yds	Avg.	Lg	TD
12/14/23	at L.V.	L	1/1	2	11	5.5	9	0
Totals		0-1	1/1	2	11	5.5	9	0

CAREER NUMBERS AGAINST RAIDERS

	90	TEAIR TART	DL															
REGULAR SEASON DEFENSE																		
Date	Opp.	Res.	GP/GS	Tot	Solo	Asst	Sks	Yds	TFL	QBH	INT	Yds	Lg	TD	PD	FF	FR	Yds
9/25/22	L.V.	W	1/1	1	0	1	0	0	0	1	0	—	0	0	1	0	0	0
9/8/24	L.V.	W	1/0	0	0	0	0.0	0	0	0	0	0	—	0	0	0	0	0
Totals		2-0	2/1	1	0	1	0	0	0	1	0	—	0	0	1	0	0	0

	36	JA'SIR TAYLOR	DB															
REGULAR SEASON DEFENSE																		
Date	Opp.	Res.	GP/GS	Tot	Solo	Asst	Sks	Yds	TFL	QBH	INT	Yds	Lg	TD	PD	FF	FR	Yds
09/11/22	L.V.	W	1/0	0	0	0	0.0	0	0	0	0	0	—	0	0	0	0	0
12/04/22	at L.V.	L	1/0	0	0	0	0.0	0	0	0	0	0	—	0	0	0	0	0
10/01/23	L.V.	W	1/0	5	5	0	0.0	0	0	1	0	0	—	0	0	0	0	0
12/1/23	at L.V.	L	1/0	1	0	1	0.0	0	0	0	0	0	—	0	0	0	0	0
9/8/24	L.V.	W	1/1	3	3	0	0.0	0	0	0	0	0	—	0	0	0	1	0
Totals		3-2	5/1	9	8	1	0.0	0	0	1	0	0	—	0	0	0	1	0

	45	TULI TUIPULOTU	OLB															
REGULAR SEASON DEFENSE																		
Date	Opp.	Res.	GP/GS	Tot	Solo	Asst	Sks	Yds	TFL	QBH	INT	Yds	Lg	TD	PD	FF	FR	Yds
11/29/20	L.V.	W	1/1	4	3	1	0.0	0	1	0	0	0	—	0	0	0	0	0
12/14/23	at L.V.	L	1/1	0	0	0	0.0	0	0	1	0	0	—	0	0	0	0	0
9/8/24	L.V.	W	1/0	0	0	0	0.0	0	0	0	0	0	—	0	0	0	0	0
Totals		2-1	3/2	4	3	1	0.0	0	1	1	0	0	—	0	0	0	0	0

2024 LOS ANGELES CHARGERS OFFENSIVE STATISTICS

Los Angeles Chargers / Week 17 / Through Saturday, December 28, 2024 / Regular Season

Won 10, Lost 6

9/8/2024	W	22 - 10	Las Vegas Raiders
9/15/2024	W	26 - 3	at Carolina Panthers
9/22/2024	L	10 - 20	at Pittsburgh Steelers
9/29/2024	L	10 - 17	Kansas City Chiefs
10/13/2024	W	23 - 16	at Denver Broncos
10/21/2024	L	15 - 17	at Arizona Cardinals
10/27/2024	W	26 - 8	New Orleans Saints
11/3/2024	W	27 - 10	at Cleveland Browns
11/10/2024	W	27 - 17	Tennessee Titans
11/17/2024	W	34 - 27	Cincinnati Bengals
11/25/2024	L	23 - 30	Baltimore Ravens
12/1/2024	W	17 - 13	at Atlanta Falcons
12/8/2024	L	17 - 19	at Kansas City Chiefs
12/15/2024	L	17 - 40	Tampa Bay Buccaneers
12/19/2024	W	34 - 27	Denver Broncos
12/28/2024	W	40 - 7	at New England Patriots

Total First Downs	290	295
Rushing	99	105
Passing	163	159
Penalty	28	31
3rd Down: Made/Att	82/207	78/215
3rd Down Pct.	39.6%	36.3%
4th Down: Made/Att	9/15	17/27
4th Down Pct.	60.0%	63.0%
Possession Avg.	30:09	29:51
Total Net Yards	5038	5250
Avg. Per Game	314.9	328.1
Total Plays	945	989
Avg. Per Play	5.3	5.3
Net Yards Rushing	1745	1958
Avg. Per Game	109.1	122.4
Total Rushes	428	414
Net Yards Passing	3293	3292
Avg. Per Game	205.8	205.8
Sacked/Yards Lost	43/262	46/245
Gross Yards	3555	3537
Attempts/Completions	474/308	529/342
Completion Pct.	65.0%	64.7%
Had Intercepted	3	14
Punts/Average	71/46.7	70/49.5
Net Punting Avg.	41.8	45
Penalties/Yards	89/678	98/841
Fumbles/Ball Lost	19/6	11/6
Touchdowns	38	29
Rushing	16	7
Passing	21	22
Returns	1	0

Score By Periods	Q1	Q2	Q3	Q4	OT	Pts		
Team	84	126	70	88	0	368		
Opponents	43	81	58	99	0	281		
Scoring	TD	Ru	Pa	Rt	PAT	FG	2Pt	Pts
C.Dicker	0	0	0	0	31/34	35/37	0	136
J.Dobbins	9	9	0	0	0/0	0/0	0	54
Q.Johnston	8	0	8	0	0/0	0/0	0	48
L.McConkey	7	0	7	0	0/0	0/0	0	42
G.Edwards	4	4	0	0	0/0	0/0	0	24
D.Davis	2	0	2	0	0/0	0/0	0	12
H.Haskins	2	1	1	0	0/0	0/0	0	12
J.Herbert	2	2	0	0	0/0	0/0	0	12
J.Palmer	1	0	1	0	0/0	0/0	2	10
W.Dissly	1	0	1	0	0/0	0/0	0	6
T.Still	1	0	0	1	0/0	0/0	0	6
K.Vidal	1	0	1	0	0/0	0/0	0	6
Team	38	16	21	1	31/34	35/37	2	368
Opponents	29	7	22	0	27/27	26/35	0	281

2-Pt. Conversions: Team 2/4, Opponents: 0/2
 Sacks: T.Tuipulotu 8.5, K.Mack 6.0, B.Dupree 6.0, D.James 5.5, J.Bosa 5.0, M.Fox 3.5, P.Ford 3.0, T.Dye 1.5, T.Tart 1.0, D.Perryman 1.0, S.Matlock 1.0, D.Henley 1.0, A.Gilman 1.0, T.Still 0.5, C.Hart 0.5 **Team: 45.0, Opponents: 43.0**

Rushing	No.	Yds	Avg	Long	TD
J.Dobbins	177	842	4.8	61	9
G.Edwards	101	365	3.6	43	4
J.Herbert	65	264	4.1	38	2
K.Vidal	43	155	3.6	19	0
H.Haskins	22	56	2.5	8	1
D.Davis	11	40	3.6	10	0
T.Heinicke	2	20	10.0	12	0
Q.Johnston	3	6	2.0	4	0
J.Scott	1	0	0.0	0	0
J.Reagor	3	-3	-1.0	1	0
Team	428	1745	4.1	61	16
Opponents	414	1958	4.7	54	7

Receiving	No.	Yds	Avg	Long	TD
L.McConkey	77	1054	13.7	60t	7
W.Dissly	45	439	9.8	29t	1
Q.Johnston	42	525	12.5	66t	8
J.Palmer	39	584	15.0	45	1
J.Dobbins	29	141	4.9	15	0
S.Smartt	16	208	13.0	31	0
D.Davis	12	107	8.9	23t	2
H.Hurst	8	73	9.1	27	0
J.Reagor	7	100	14.3	41	0
T.Fisk	7	39	5.6	10	0
S.Fehoko	6	106	17.7	30	0
K.Vidal	5	62	12.4	38t	1
S.Matlock	4	28	7.0	10	0
H.Haskins	3	49	16.3	34t	1
D.Chark	3	25	8.3	12	0
G.Edwards	3	6	2.0	3	0
E.Tomlinson	2	9	4.5	7	0
Team	308	3555	11.5	66t	21
Opponents	342	3537	10.3	60	22

Interceptions	No.	Yds	Avg	Long	TD
T.Still	4	85	21.3	61t	1
E.Molden	3	28	9.3	25	0
K.Fulton	1	29	29.0	29	0
A.Gilman	1	18	18.0	18	0
T.Tart	1	4	4.0	4	0
P.Ford	1	3	3.0	3	0
D.James	1	2	2.0	2	0
B.Dupree	1	0	0.0	0	0
M.Maye	1	0	0.0	0	0
Team	14	169	12.1	61t	1
Opponents	3	17	5.7	17	0

Punting	No	Yds	Avg	Net	TB	In	Lg	B
J.Scott	71	3315	46.7	41.8	4	28	67	0
Team	71	3315	46.7	41.8	4	28	67	0
Opponents	70	3462	49.5	45.0	3	38	64	0

Punt Returns	Ret	FC	Yds	Avg	Long	TD
D.Davis	17	22	225	13.2	53	0
L.McConkey	3	8	28	9.3	12	0
J.Reagor	0	1	0	0.0	0	0
Team	20	31	253	12.7	53	0
Opponents	28	23	268	9.6	21	0

Kickoff Returns	No.	Yds	Avg	Long	TD
D.Davis	19	524	27.6	56	0
H.Haskins	1	35	35.0	35	0
J.Reagor	1	22	22.0	22	0
Team	21	581	27.7	56	0
Opponents	24	685	28.5	41	0

Field Goals	1-19	20-29	30-39	40-49	50+
C.Dicker	1/1	8/8	7/7	10/11	9/10
Team	1/1	8/8	7/7	10/11	9/10
Opponents	0/0	5/5	10/11	9/13	2/6

Fumbles Lost: J.Herbert 2, J.Reagor 1, S.Smartt 1, H.Haskins 1, T.Tart 1 **Total: 6**
 Opponent Fumble Recoveries: E.Molden 2, J.Taylor 1, K.Mack 1, D.James 1, T.Tart 1 **Total: 6**

Passing	Att	Cmp	Yds	Cmp%	Yds/Att	TD	TD%	Int	Int%	Long	Sack	Lost	Rating
J.Herbert	468	304	3524	65.0%	7.5	21	4.5%	3	0.6%	66t	40/	234	99.9
T.Heinicke	5	3	28	60.0%	5.6	0	0.0%	0	0.0%	18	3/	28	75.4
J.Scott	1	1	3	100.0%	3.0	0	0.0%	0	0.0%	3	0/	0	79.2
Team	474	308	3555	65.0%	7.5	21	4.4%	3	0.6%	66t	43/	262	99.6
Opponents	529	342	3537	64.7%	6.7	22	4.2%	14	2.6%	60	46/	245	86.7

2024 LOS ANGELES CHARGERS DEFENSIVE STATISTICS

Official Press Box Totals — Confirmed by league review.

Player	— Tackles —					TFLs	QB Hits	Interceptions	Passes Def.	— Fumbles —	
	Total	Solo	Asst.	Sacks	Yards					Forced	Recoveries
Daiyan Henley	137	80	57	1.0	1	7	3	0	7	0	0
Derwin James Jr.	90	58	32	5.5	35	9	6	1	6	0	1
Elijah Molden	72	40	32	0.0	0	2	0	3	7	0	2
Tarheeb Still	55	40	15	0.5	4.5	0	1	4	10	0	0
Denzel Perryman	55	39	16	1.0	7	2	3	0	0	0	0
Kristian Fulton	49	37	12	0.0	0	3	0	1	7	0	0
Troy Dye	48	28	20	1.5	9.5	2	2	0	0	0	0
Alohi Gilman	47	31	16	1.0	0	1	0	1	4	0	0
Poona Ford	39	24	15	3.0	19	8	9	1	5	0	0
Tuli Tuipulotu	38	22	16	8.5	20.5	11	16	0	2	1	0
Khalil Mack	38	19	19	6.0	40	6	15	0	9	2	1
Otito Ogbornia	36	13	23	0.0	0	0	2	0	0	0	0
Cam Hart	33	24	9	0.5	0.5	0	2	0	7	1	0
Bud Dupree	28	18	10	6.0	30	6	9	1	2	1	0
Teair Tart	28	14	14	1.0	11	5	5	1	2	1	1
Junior Colson	27	15	12	0.0	0	0	1	0	1	0	0
Morgan Fox	25	19	6	3.5	27	4	6	0	1	0	0
Tony Jefferson	24	15	9	0.0	0	0	0	0	0	0	0
Joey Bosa	22	17	5	5.0	24	5	11	0	0	2	0
Ja'Sir Taylor	21	12	9	0.0	0	1	1	0	5	0	1
Asante Samuel Jr.	13	11	2	0.0	0	0	0	0	2	0	0
Nick Niemann	10	5	5	0.0	0	0	0	0	1	0	0
Marcus Maye	10	4	6	0.0	0	0	0	1	2	0	0
A.J. Finley	6	4	2	0.0	0	0	0	0	0	0	0
Scott Matlock	6	2	4	1.0	6	1	1	0	1	0	0
Deane Leonard	3	2	1	0.0	0	1	0	0	3	0	0
Eli Apple	2	2	0	0.0	0	0	0	0	1	0	0
Justin Eboigbe	2	1	1	0.0	0	0	0	0	0	0	0
Kendall Williamson	1	1	0	0.0	0	0	0	0	0	0	0
Caleb Murphy	1	1	0	0.0	0	0	0	0	0	0	0
Totals	966	598	368	45.0	235	74	93	14	85	8	6
<i>Defensive Backs</i>	<i>426</i>	<i>281</i>	<i>145</i>	<i>7.5</i>	<i>40</i>	<i>17</i>	<i>10</i>	<i>11</i>	<i>54</i>	<i>1</i>	<i>4</i>
<i>Linebackers</i>	<i>278</i>	<i>168</i>	<i>110</i>	<i>3.5</i>	<i>17.5</i>	<i>11</i>	<i>9</i>	<i>0</i>	<i>9</i>	<i>0</i>	<i>0</i>
<i>Outside Linebackers</i>	<i>126</i>	<i>76</i>	<i>50</i>	<i>25.5</i>	<i>114.5</i>	<i>28</i>	<i>51</i>	<i>1</i>	<i>13</i>	<i>6</i>	<i>1</i>
<i>Defensive Line</i>	<i>136</i>	<i>73</i>	<i>63</i>	<i>8.5</i>	<i>63</i>	<i>18</i>	<i>23</i>	<i>2</i>	<i>9</i>	<i>1</i>	<i>1</i>

SPECIAL TEAMS TACKLES

Player	Total Tackles
Nick Niemann	11
Hassan Haskins	6
Shaquille Quarterman	6
Daiyan Henley	5
Troy Dye	4
A.J. Finley	4
Deane Leonard	4
Tuli Tuipulotu	4
Dicaprio Bootle	3
Elijah Molden	3
Stone Smartt	3
Simi Fehoko	2
Marcus Maye	2
Kendall Williamson	2
Junior Colson	1
Cameron Dicker	1
Tucker Fisk	1
Josh Harris	1
Cam Hart	1
Caleb Murphy	1
Ja'Sir Taylor	1
Totals	66

2024 GAME SUMMARIES

WEEK 1 vs. LAS VEGAS



**RAIDERS 10
CHARGERS 22**

Sunday, Sept. 8, 2024
SoFi Stadium — Inglewood, Calif.



GAME STATISTICS

TEAM	1	2	3	4	OT	F
Las Vegas	7	0	0	3	—	10
L.A. Chargers	3	3	3	13	—	22

SCORING SUMMARY

Team	Q	Time	Play
Chargers	1	4:22	C.Dicker 53 yd. Field Goal
Raiders	1	0:45	A.Mattison 31 yd. pass from G.Minshew (D.Carlson kick)
Chargers	2	0:26	C.Dicker 25 yd. Field Goal
Chargers	3	9:08	C.Dicker 24 yd. Field Goal
Chargers	4	14:55	J.Dobbins 12 yd. run (C.Dicker kick)
Raiders	4	10:30	D.Carlson 32 yd. Field Goal
Chargers	4	3:40	L.McConkey 10 yd. pass from J.Herbert (run failed)

TEAM STATISTICS

	LV	LAC
FIRST DOWNS:	14	11
TOTAL NET YARDS:	296	316
NET RUSHING YARDS:	71	176
NET PASSING YARDS:	225	140
PENALTIES/YARDS:	2-15	7-50
3RD DOWN EFFICIENCY (%):	5-14 (35.7%)	4-15 (26.7%)
PUNTS/AVERAGE:	5-53.0	7-47.4
SACKS/YARDS:	1-4	4-32
FUMBLES/LOST:	2-2	0-0
POINTS OFF TURNOVERS:	0	3
AVG. DRIVE START:	OWN 28	OWN 35
TIME OF POSSESSION:	31:44	28:16

INDIVIDUAL TOP PERFORMERS



PASSING

	CMP	ATT	YDS	TD	INT	RT
Herbert	17	26	144	1	0	95.1
G.Minshew II	25	33	257	1	1	95.1

RUSHING

	ATT	YDS	AVG	LG	TD
J.Dobbins	10	135	13.5	61	1
G.Edwards	11	26	2.4	10	0
Z.White	13	44	3.4	12	0
A.Mattinson	5	19	3.8	7	0

RECEIVING

	REC	YDS	AVG	LG	TD
L.McConkey	5	39	7.8	11	1
Q.Johnston	3	38	12.7	16	0
J.Dobbins	3	4	1.3	3	0
H.Hurst	2	33	16.5	27	0
B.Bowers	6	58	9.7	26	0
D.Adams	5	59	11.8	23	0
A.Mattison	4	43	10.8	31	1
J.Meyers	3	61	20.3	33	0

TACKLES (SOLO) - LAC: J.Bosa 7 (6), D.James 7 (6), A.Samuel 6 (5);
LV: R.Spillane 10 (7), C.Wilkins 5 (4), M.Epps 5 (3).

SACKS - LAC: K.Mack 1.5-10, J.Bosa 1-6, TEAM 1-10, M.Fox 0.5-6;
LV: M.Crosby 1-4.

INTERCEPTIONS - LAC: P.Ford 1-0-0; **LV:** None.

STARTERS

WR.....L.McConkey	OLB.....K.Mack	WR....T.Tucker	DE....C.Snowden
FB/DL.S.Matlock	DL.....P.Ford	TE.....M.Mayer	DE.....M.Crosby
LT.....R.Slater	DL.....O.Ogbonnia	LT.....K.Miller	DT.....J.Jenkins
RG.....Z.Johnson	OLB.....J.Bosa	LG.....C.Whitehair	DT.....C.Wilkins
C.....B.Bozeman	LB.....D.Henley	C.....A.James	DT.....A.Butler
RG.....T.Pipkins	LB....D.Perryman	RG.....D.Parham	LB.....D.Deablo
RT.....J.Alt	CB.....K.Fulton	RT.....T.Munford	LB.....R.Spillane
TE.....W.Dissly	CB.....A.Samuel	WR....D.Adams	CB.....J.Jones
WR.....J.Palmer	DB.....J.Taylor	WR....J.Meyers	CB.....N.Hobbs
QB.....J.Herbert	S.....A.Gilman	QB....G.Minshew II	S.....T.Moehrig
RB.....G.Edwards	S.....D.James	RB....Z.White	S.....M.Epps

WEEK 2 AT CAROLINA



**CHARGERS 26
PANTHERS 3**

Sunday, Sept. 15, 2024
Bank of America Stadium — Charlotte, N.C.



GAME STATISTICS

TEAM	1	2	3	4	OT	F
L.A. Chargers	6	14	3	3	—	26
Carolina	0	0	3	0	—	3

SCORING SUMMARY

Team	Q	Time	Play
Chargers	1	9:20	Q.Johnston 29 yd. pass from J.Herbert (kick failed, wl)
Chargers	2	4:16	Q.Johnston 5 yd. pass from J.Herbert (C.Dicker kick)
Chargers	2	2:01	J.Dobbins 43 yd. run (C.Dicker kick)
Panthers	3	12:18	E.Pineiro 38 yd. Field Goal
Chargers	3	9:03	C.Dicker 46 yd. Field Goal
Chargers	4	11:02	C.Dicker 42 yd. Field Goal

TEAM STATISTICS

	LAC	CAR
FIRST DOWNS:	21	7
TOTAL NET YARDS:	349	159
NET RUSHING YARDS:	219	90
NET PASSING YARDS:	130	69
PENALTIES/YARDS:	3-15	9-90
3RD DOWN EFFICIENCY (%):	9-16 (56.3%)	1-12 (8.0%)
PUNTS/AVERAGE:	3-32.0	7-44.4
SACKS/YARDS:	2-15	1-0
FUMBLES/LOST:	1-1	0-0
POINTS OFF TURNOVERS:	7	0
AVG. DRIVE START:	OWN 35	OWN 28
TIME OF POSSESSION:	36:18	23:42

INDIVIDUAL TOP PERFORMERS



PASSING

	CMP	ATT	YDS	TD	INT	RT
J.Herbert	14	20	130	2	1	100.0
B.Young	18	26	84	0	1	57.2

RUSHING

	ATT	YDS	AVG	LG	TD
J.Dobbins	17	131	7.7	43	1
G.Edwards	18	59	3.3	6	0
C.Hubbard	10	64	6.4	23	0
M.Sanders	7	20	2.9	6	0

RECEIVING

	REC	YDS	AVG	LG	TD
Q.Johnston	5	51	10.2	29	2
W.Dissly	3	29	9.7	15	0
L.McConkey	2	26	13.0	15	0
J.Palmer	2	19	9.5	11	0
C.Hubbard	4	12	3.0	5	0
T.Tremble	3	23	7.7	12	0
Dio.Johnson	3	15	5.0	7	0
M.Sanders	3	5	1.7	5	0

TACKLES (SOLO) - LAC: D.Henley 9 (5), D.Perryman 7 (5), D.James 6 (2);
CAR: S.Thompson 14 (8), J.Jewell 11 (8), A.Robinson 6 (6).

SACKS - LAC: D.Perryman 1-7, J.Bosa 1-8; **CAR:** Dj.Johnson 0.5-0, J.Peevy 0.5-0.

INTERCEPTIONS - LAC: E.Molden 1-3-0; **CAR:** J.Horn 1-0-0.

STARTERS

WR....Q.Johnston	OLB.....K.Mack	WR....D.Hopkins	DL.....D.Autro
TE.....H.Hurst	DL.....P.Ford	LT....A.Dillard	DT.....T.Tartt
WR....D.Davis	DL.....O.Ogbonnia	LG.....X.Newman-Johnson	DT.....J.Simmon
LT.....R.Slater	OLB.....J.Bosa	C.....A.Brewer	DT.....K.Peko
LG.....Z.Johnson	LB.....D.Henley	RG....D.Brunskill	LB.....A.AI-Shair
C.....B.Bozeman	LB....D.Perryman	RT....C.Hubbard	LB.....J.Gibbens
RG.....T.Pipkins	CB.....K.Fulton	TE.....C.Okonkwo	DB.....H.Landry
RT.....J.Alt	CB.....A.Samuel	WR....T.Burks	CB.....E.Molden
TE.....W.Dissly	DB.....J.Taylor	WR....N.Westbrook-Ikhine	CB....R.McCreary
QB.....J.Herbert	S.....D.James	QB....R.Tannehill	S....S.Murphy-Bunting
RB....J.Dobbins	S.....E.Moldem	RB....D.Henry	S.....K.Buaird

2024 GAME SUMMARIES

WEEK 3 AT PITTSBURGH

WEEK 4 vs. KANSAS CITY



CHARGERS 10 STEELERS 20

Sunday, Sept. 22, 2024
Acrisure Stadium – Pittsburgh, Penn.



CHIEFS 17 CHARGERS 10

Sunday, Sept. 29, 2024
SoFi Stadium – Inglewood, Calif.



GAME STATISTICS

TEAM	1	2	3	4	OT	F
L.A. Chargers	7	3	0	0	—	10
Pittsburgh	0	7	3	10	—	20

SCORING SUMMARY

Team	Q	Time	Play
Chargers	1	2:46	Q.Johnston 27 yd. pass from J.Herbert (C.Dicker kick)
Steelers	2	10:17	J.Fields 5 yd. run (C.Boswell kick)
Chargers	2	3:13	C.Dicker 28 yd. Field Goal (12-60, 7:04)
Steelers	3	9:05	C.Boswell 38 yd. Field Goal (12-50, 5:55)
Steelers	4	14:14	C.Boswell 30 yd. Field Goal (12-73, 6:26)
Steelers	4	7:02	C.Austin 55 yd. pass from J.Fields (C.Boswell kick)

TEAM STATISTICS

	LAC	PIT
FIRST DOWNS:	10	20
TOTAL NET YARDS:	168	346
NET RUSHING YARDS:	107	232
NET PASSING YARDS:	225	140
PENALTIES/YARDS:	7-69	3-15
3RD DOWN EFFICIENCY (%):	3-11 (27.3%)	7-14 (50.0%)
PUNTS/AVERAGE:	7-50.0	3-52.0
SACKS/YARDS:	2-13	5-42
FUMBLES/LOST:	2-0	0-0
POINTS OFF TURNOVERS:	0	0
AVG. DRIVE START:	OWN 24	OWN 30
TIME OF POSSESSION:	26:09	33:51

INDIVIDUAL TOP PERFORMERS



PASSING

	CMP	ATT	YDS	TD	INT	RT		CMP	ATT	YDS	TD	INT	RT
Herbert	12	18	125	1	0	105.1	Fields	25	32	245	1	1	96.0
Heinicke	2	2	24	0	0	116.7							

RUSHING

	ATT	YDS	AVG	LG	TD		ATT	YDS	AVG	LG	TD
J.Dobbins	15	44	2.9	13	0	N.Harris	18	70	3.9	21	0
G.Edwards	3	9	3.0	6	0	C.Patterson	4	33	8.3	14	0

RECEIVING

	REC	YDS	AVG	LG	TD		REC	YDS	AVG	LG	TD
L.McConkey	3	44	14.7	18	0	G.Pickens	5	57	11.4	27	0
W.Dissly	3	19	6.3	7	0	N.Harris	5	16	3.2	8	0
J.Dobbins	3	10	3.3	6	0	C.Austin	4	95	23.8	55	2
Q.Johnston	2	44	22.0	27	1	P.Freiermuth	4	33	8.3	15	0

TACKLES (SOLO) – LAC: D.Henley 12 (9), D.Perryman 9 (6), D.James 8 (5);
PIT: P.Queen 8 (4), D.Elliott 5 (4), D.Jackson 5 (2).

SACKS – LAC: D.James 1-6, K.Mack 1-7; **PIT:** Ni.Herbig 2-15, E.Roberts 1-9, Ca.Heyward 1-10, T.Watt 1-8.

INTERCEPTIONS – LAC: B.Dupree 1-0-0; **PIT:** None.

STARTERS

WR..... L.McConkey	OLB..... K.Mack	TE..... P.Freiermuth	ROLB... A.Highsmith
TE..... W.Dissly	DL..... O.Ogbonnia	LT..... D.Moore	DT.... Ca.Heyward
LT..... R.Slater	DL..... P.Ford	LG..... S.Anderson	NT..... K.Benton
RG..... Z.Johnson	OLB..... J.Bosa	C..... Z.Frazier	DE L.Ogunjobi
C..... B.Bozeman	LB..... D.Henley	RG..... J.Daniels	LOLB..... T.Watt
RG..... T.Pipkins	LB..... D.Perryman	RT..... B.Jones	LILB P.Queen
RT..... J.Alt	CB..... K.Fulton	WR..... V.Jefferson	RILB... E.Roberts
WR..... Q.Johnston	CB..... A.Samuel	WR..... G.Pickens	RCB..... J.Porter
QB..... J.Herbert	S..... E.Molden	WR..... C.Patterson	FS... M.Fitzpatrick
FB..... S.Matlock	S..... A.Gilman	QB..... J.Fields	SS..... D.Elliott
RB..... J.Dobbins	S..... D.James	RB..... N.Harris	LCB D.Jackson

GAME STATISTICS

TEAM	1	2	3	4	OT	F
Kansas City	0	7	3	7	—	17
L.A. Chargers	10	0	0	0	—	10

SCORING SUMMARY

Team	Q	Time	Play
Chargers	1	6:16	L.McConkey 7 yd. pass from J.Herbert (C.Dicker kick)
Chargers	1	3:53	C.Dicker 50 yd. Field Goal
Chiefs	2	4:06	X.Worthy 54 yd. pass from P.Mahomes (H.Butker kick)
Chiefs	3	6:26	H.Butker 37 yd. Field Goal
Chiefs	4	6:04	S.Perine 2 yd. run (H.Butker kick)

TEAM STATISTICS

	KC	LAC
FIRST DOWNS:	16	12
TOTAL NET YARDS:	329	224
NET RUSHING YARDS:	101	55
NET PASSING YARDS:	228	169
PENALTIES/YARDS:	5-40	9-51
3RD DOWN EFFICIENCY (%):	9-16 (56.3%)	4-13 (30.8%)
PUNTS/AVERAGE:	4-50.0	6-53.0
SACKS/YARDS:	2-10	3-17
FUMBLES/LOST:	1-1	2-0
POINTS OFF TURNOVERS:	10	0
AVG. DRIVE START:	OWN 29	OWN 27
TIME OF POSSESSION:	29:08	30:52

INDIVIDUAL TOP PERFORMERS



PASSING

	CMP	ATT	YDS	TD	INT	RT		CMP	ATT	YDS	TD	INT	RT
J.Herbert	16	27	179	1	0	91.4	P.Mahomes	19	29	245	1	1	89.0

RUSHING

	ATT	YDS	AVG	LG	TD		ATT	YDS	AVG	LG	TD
J.Dobbins	14	32	2.3	12	0	K.Hunt	14	69	4.9	10	0
G.Edwards	6	19	3.2	5	0	S.Perine	5	14	2.8	4	1

RECEIVING

	REC	YDS	AVG	LG	TD		REC	YDS	AVG	LG	TD
L.McConkey	5	67	13.4	37	1	T.Kelce	7	89	12.7	38	0
J.Palmer	3	36	12.0	26	0	N.Gray	4	40	10.0	29	0
J.Dobbins	3	30	10.0	14	0	X.Worthy	3	73	24.3	54	1
W.Dissly	2	24	12.0	22	0	Ju.Watson	2	27	13.5	17	0

TACKLES (SOLO) – LAC: D.Perryman 8 (6), E.Molden 8 (5), D.Henley 7 (4);
KC: D.Tranquill 10 (7), T.McDuffie 6 (3), B.Cook 5 (4).

SACKS – LAC: B.Dupree 2-8, T.Dye 0.5-4.5, T.Still 0.5-4.5; **KC:** C.Jones 2-10.

INTERCEPTIONS – LAC: K.Fulton 1-29-0; **KC:** None.

STARTERS

TE..... W.Dissly	OLB..... K.Mack	TE..... T.Kelce	DE G.Karlaftis
LT..... J.Salyer	DL..... O.Ogbonnia	WR..... R.Rice	DT..... C.Jones
LG..... Z.Johnson	DL..... P.Ford	LT..... W.Morris	DE..... M.Pennel
C..... B.Bozeman	OLB... T.Tuipulotu	LG..... J.Thuney	OLB... F.Anudike-Uzomah
RG..... S.Mustipher	LB..... D.Henley	C..... C.Humphrey	LB..... N.Bolton
RT..... T.Pipkins	LB..... D.Perryman	RG..... T.Smith	LB..... D.Tranquill
FB..... S.Matlock	CB..... K.Fulton	RT..... J.Taylor	LB..... L.Chenail
WR..... Q.Johnston	CB..... A.Samuel	WR..... X.Worthy	CB..... T.McDuffie
WR..... L.McConkey	DB..... T.Still	WR..... Ju.Watson	CB..... Ja.Watson
QB..... J.Herbert	S..... A.Gilman	QB..... P.Mahomes	S..... J.Reid
RB..... J.Dobbins	S..... E.Molden	FB..... C.Steele	S..... B.Cook

2024 GAME SUMMARIES

WEEK 6 AT DENVER



CHARGERS 23 BRONCOS 16

Sunday, Oct. 13, 2024

Empower Field at Mile High – Denver, Colo.



GAME STATISTICS

TEAM	1	2	3	4	OT	F
L.A. Chargers	10	10	3	0	—	23
Denver	0	0	0	16	—	16

SCORING SUMMARY

Team	Q	Time	Play
Chargers	1	9:26	C.Dicker 20 yd. Field Goal
Chargers	1	4:59	K.Vidal 38 yd. pass from J.Herbert (C.Dicker kick)
Chargers	2	6:21	C.Dicker 33 yd. Field Goal
Chargers	2	1:00	J.Dobbins 4 yd. run (C.Dicker kick)
Chargers	3	2:35	C.Dicker 46 yd. Field Goal
Broncos	4	10:06	T.Franklin 2 yd. pass from B.Nix
Broncos	4	5:22	C.Sutton 15 yd. pass from B.Nix (pass failed)
Broncos	4	0:59	W.Lutz 40 yd. Field Goal

TEAM STATISTICS

	LAC	DEN
FIRST DOWNS:	22	17
TOTAL NET YARDS:	350	316
NET RUSHING YARDS:	128	110
NET PASSING YARDS:	222	206
PENALTIES/YARDS:	3-20	7-37
3RD DOWN EFFICIENCY (%):	11-18 (61.1%)	3-11 (27.3%)
PUNTS/AVERAGE:	4-39.8	5-46.6
SACKS/YARDS:	2-10	3-15
FUMBLES/LOST:	1-0	1-1
POINTS OFF TURNOVERS:	10	0
AVG. DRIVE START:	OWN 34	OWN 25
TIME OF POSSESSION:	37:23	23:37

INDIVIDUAL TOP PERFORMERS



PASSING

Player	CMP	ATT	YDS	TD	INT	RT
Herbert	21	34	237	1	0	92.4
Nix	19	33	216	2	1	84.9

RUSHING

Player	ATT	YDS	AVG	LG	TD
J.Dobbins	25	96	3.8	20	1
D.Davis	2	14	7.0	10	0
B.Nix	6	61	10.2	21	0
J.Williams	6	23	3.8	13	0

RECEIVING

Player	REC	YDS	AVG	LG	TD
L.McConkey	4	43	10.8	15	0
W.Dissly	4	26	6.5	20	0
Q.Johnston	3	22	7.3	8	0
S.Fehoko	2	44	22.0	30	0
D.Vele	4	78	19.5	37	0
C.Sutton	4	53	13.3	20	1
J.Williams	3	15	4.3	10	0
T.Franklin	2	31	15.5	29	1

TACKLES (SOLO) - LAC: A.Gilman 10 (6), D.Perryman 6 (5), D.Henley 4 (2); **DEN:** B.Jones 12 (11), Z.Allen 8 (5), C.Barton 8 (1).

SACKS - LAC: A.Gilman 1-0, M.Fox 1-10; **DEN:** N.Bonitto 1-8, J.Strnad 1-0, Z.Allen 0.5-3.5, J.Cooper, 0.5-3.5.

INTERCEPTIONS - LAC: E.Molden 1-25-0; **DEN:** None.

STARTERS

WR.... L.McConkey	OLB.....K.Mack	WR.... T.Franklin	OLB..... N.Bonitto
TE..... H.Hurst	DL.....O.Ogbonnia	WR.... D.Vele	DE ... J.Franklin-Myers
LT..... R.Slater	DL.....O.Ogbonnia	LT..... G.Bolles	NT..... D.Jones
RG..... Z.Johnson	OLB...T.Tuipulotu	LG..... B.Powers	DE..... Z.Allen
C..... B.Bozeman	LB.....D.Henley	C..... A.Forsyth	ILB..... C.Barton
RG..... T.Pipkins	LB..... D.Perryman	RG..... Q.Meinerz	SLB..... J.Cooper
RT..... J.Alt	CB..... K.Fulton	RT..... M.Pearl	ILB..... J.Strnad
WR.... Q.Johnston	CB..... T.Still	WR.... C.Sutton	LCB.....P.Surtain
QB..... J.Herbert	CB..... C.Hart	TE..... A.Trautman	RCB..... R.Moss
FB..... S.Matlock	S..... A.Gilman	QB..... B.Nix	S..... B.Jones
RB..... J.Dobbins	S..... D.James	RB..... J.Williams	S..... P.Locke

WEEK 7 AT ARIZONA



CHARGERS 15 CARDINALS 17

Monday, Oct. 21, 2024

State Farm Stadium – Glendale, Ariz.



GAME STATISTICS

TEAM	1	2	3	4	OT	F
L.A. Chargers	0	6	3	6	—	15
Arizona	0	7	0	10	—	17

SCORING SUMMARY

Team	Q	Time	Play
Chargers	2	11:59	C.Dicker 59 yd. Field Goal
Cardinals	2	5:40	G.Dortch 5 yd. pass from K.Murray (C.Ryland kick)
Chargers	2	0:00	C.Dicker 50 yd. Field Goal
Chargers	3	0:40	C.Dicker 28 yd. Field Goal
Cardinals	4	14:14	K.Murray 44 yd. run (C.Ryland kick)
Chargers	4	12:09	C.Dicker 47 yd. Field Goal
Chargers	4	1:54	C.Dicker 40 yd. Field Goal
Cardinals	4	0:00	C.Ryland 32 yd. Field Goal

TEAM STATISTICS

	LAC	ARI
FIRST DOWNS:	20	22
TOTAL NET YARDS:	395	326
NET RUSHING YARDS:	59	181
NET PASSING YARDS:	336	145
PENALTIES/YARDS:	5-57	3-15
3RD DOWN EFFICIENCY (%):	6-14 (42.9%)	2-7 (28.6%)
PUNTS/AVERAGE:	2-37.5	4-44.5
SACKS/YARDS:	3-13	0-0
FUMBLES/LOST:	3-2	1-0
POINTS OFF TURNOVERS:	0	0
AVG. DRIVE START:	OWN 21	OWN 25
TIME OF POSSESSION:	34:14	25:46

INDIVIDUAL TOP PERFORMERS



PASSING

Player	CMP	ATT	YDS	TD	INT	RT
J.Herbert	27	39	349	0	0	97.1
K.Murray	14	26	145	1	1	67.0

RUSHING

Player	ATT	YDS	AVG	LG	TD
J.Dobbins	14	40	2.9	11	0
K.Videl	3	10	3.3	7	0
J.Conner	19	101	5.3	14	0
K.Murray	6	64	10.7	44	1

RECEIVING

Player	REC	YDS	AVG	LG	TD
W.Dissly	8	81	10.1	18	0
L.McConkey	5	46	9.2	21	0
J.Palmer	4	63	15.8	24	0
S.Fehoko	3	45	15.0	25	0
T.McBride	5	51	10.2	14	0
M.Harrison	3	21	7.0	10	0
J.Conner	2	51	25.5	33	0
Mi.Wilson	1	15	15.0	15	0

TACKLES (SOLO) - LAC: D.James 8 (5), C.Hart 7 (6), A.Gilman 5 (3); **ARI:** K.White 10 (3), M.Melton 9 (8), B.Baker 8 (4).

SACKS - LAC: None; **ARI:** N.Jones 1.0-8, D.Stills 1-1, B.Stille 1-4.

INTERCEPTIONS - LAC: T.Tart 1-4-0; **ARI:** None.

STARTERS

WR.... J. Palmer	OLB.....K.Mack	WR.... M.Harrison	NT.....R.Lopez
WR.... L.McConkey	DL.....P.Ford	TE.... T.McBride	DT.....L.Collier
WR.... S.Fehoko	DL.....O.Ogbonnia	LT..... P.Johnson	OLB...D.Gardeck
LT..... R.Slater	OLB...M.Fox	LG..... E.Brown	ILB.....K.White
LG..... Z.Johnson	OLB...T.Tuipulotu	C..... H.Froholdt	ILB..... Ma.Wilson
C..... B.Bozeman	LB.....D.Henley	RG..... T.Colon	OLB...Z.Collins
RG..... T.Pipkins	LB..... D.Perryman	RT.... K.Beachum	CB..... S.Thomas
RT..... J.Alt	CB..... C.Hart	TE.... T.Reiman	CB..... G.Williams
TE.... E.Tomlinson	CB..... T.Still	WR.... Mi.Wilson	CB...S.Murphy-Bunting
QB..... J.Herbert	S..... D.James	QB.... K.Murray	S.....J.Thompson
RB..... J.Dobbins	S..... A.Gilman	RB.... J.Conner	S.....B.Baker

2024 GAME SUMMARIES

WEEK 8 vs. NEW ORLEANS



SAINTS 8 CHARGERS 26

Sunday, Oct. 27, 2024
SoFi Stadium – Inglewood, Calif.



GAME STATISTICS

TEAM	1	2	3	4	OT	F
New Orleans	2	3	3	0	—	8
L.A. Chargers	0	9	7	10	—	26

SCORING SUMMARY

Team	Q	Time	Play
Saints	1	10:20	J.Scott fumble forced by T.Hill out of bounds in end zone for a Safety
Chargers	2	14:55	C.Dicker 46 yd. Field Goal
Chargers	2	1:37	J.Dobbins 1 yd. run (kick failed, wl)
Saints	2	0:05	B.Grupe 40 yd. Field Goal
Chargers	3	8:48	L.McConkey 60 yd. pass from J.Herbert (C.Dicker kick)
Saints	3	1:05	B.Grupe 43 yd. Field Goal
Chargers	4	11:55	C.Dicker 29 yd. Field Goal
Chargers	4	3:22	L.McConkey 9 yd. pass from J.Herbert (C.Dicker kick)

TEAM STATISTICS

	NO	LAC
FIRST DOWNS:	15	19
TOTAL NET YARDS:	366	378
NET RUSHING YARDS:	117	122
NET PASSING YARDS:	249	256
PENALTIES/YARDS:	7-66	4-37
3RD DOWN EFFICIENCY (%):	2-16 (12.5%)	3-12 (25.0%)
PUNTS/AVERAGE:	9-48.6	6-57.3
SACKS/YARDS:	5-32	3-23
FUMBLES/LOST:	0-0	2-0
POINTS OFF TURNOVERS:	0	0
AVG. DRIVE START:	OWN 32	OWN 30
TIME OF POSSESSION:	28:52	31:08

INDIVIDUAL TOP PERFORMERS



PASSING

Player	CMP	ATT	YDS	TD	INT	RT
J.Herbert	20	32	279	2	0	111.3
S.Rattler	12	24	156	0	0	70.8

RUSHING

Player	ATT	YDS	AVG	LG	TD
J.Dobbins	17	57	3.4	13	1
J.Herbert	4	49	12.3	38	0
A.Kamara	10	67	6.7	24	0
T.Hill	4	20	5.0	8	0

RECEIVING

Player	REC	YDS	AVG	LG	TD
L.McConkey	6	111	18.5	60	2
W.Dissly	5	41	8.2	16	0
J.Dobbins	4	11	2.8	15	0
J.Palmer	2	72	36.0	45	0
C.Olave	8	107	13.4	28	0
A.Kamara	6	55	9.2	37	0
J.Johnson	3	48	16.0	22	0
T.Hill	2	21	10.5	14	0

TACKLES (SOLO) - LAC: D.Henley 10 (6), D.James 6 (4), C.Hart 5 (4);
NO: P.Werner 9 (7), D.Davis 9 (5), T.Mathieu 5 (0).

SACKS - LAC: B.Dupree 1-11, T.Tuipulotu 1-2, K.Mack 1-8, P.Ford 1-5, S.Matlock 1-6; **NO:** K.Saunders 1-10, A.Taylor 0.5-2.5, C.Young 0.5-2.5.

INTERCEPTIONS - LAC: None; **NO:** None.

STARTERS

WR.....S.Fehoko	OLB.....K.Mack	WR.....C.Olave	DT.....N.Shepherd
WR.....J.Palmer	DL.....O.Ogbonnia	LT.....T.Fuaga	DT.....B.Brese
WR.....L.McConkey	DL.....P.Ford	LG.....L.Patrick	DE.....C.Granderson
LT.....R.Slater	OLB...T.Tuipulotu	C.....C.McGovern	DE.....C.Jordan
LG.....Z.Johnson	LB.....D.Henley	RG.....C.Ruiz	MLB.....D.Davis
C.....B.Bozeman	LB...D.Perryman	RT.....T.Penning	LB.....P.Werner
RG.....T.Pipkins	CB.....K.Fulton	TE.....F.Moreau	DB.....J.Howden
RT.....J.Alt	CB.....T.Still	TE.....J.Johnson	FS.....T.Mathieu
TE.....W.Dissly	CB.....C.Hart	TE.....T.Hill	CB.....A.Taylor
QB.....J.Herbert	S.....A.Gilman	QB.....S.Rattler	CB...K.McKinstry
RB.....J.Dobbins	S.....D.James	RB.....A.Kamara	CB...M.Lattimore

WEEK 9 AT CLEVELAND



CHARGERS 26 BROWNS 3

Sunday, Nov. 3, 2024
Huntington Bank Field – Cleveland, Ohio



GAME STATISTICS

TEAM	1	2	3	4	OT	F
L.A. Chargers	7	13	0	7	—	27
Cleveland	0	3	0	7	—	10

SCORING SUMMARY

Team	Q	Time	Play
Chargers	1	6:49	J.Palmer 28 yd. pass from J.Herbert (C.Dicker kick)
Browns	2	9:30	D.Hopkins 38 yd. Field Goal
Chargers	2	8:01	Q.Johnston 66 yd. pass from J.Herbert (kick failed, wl)
Chargers	2	3:30	J.Dobbins 16 yd. run (C.Dicker kick)
Chargers	4	4:16	J.Dobbins 7 yd. run (C.Dicker kick)
Browns	4	0:44	C.Tillman 17 yd. pass from J.Winston (D.Hopkins kick)

TEAM STATISTICS

	LAC	CLE
FIRST DOWNS:	13	21
TOTAL NET YARDS:	342	292
NET RUSHING YARDS:	96	79
NET PASSING YARDS:	246	213
PENALTIES/YARDS:	5-35	4-25
3RD DOWN EFFICIENCY (%):	5-14 (35.7%)	6-17 (35.3%)
PUNTS/AVERAGE:	7-47.1	6-53.0
SACKS/YARDS:	6-22	6-36
FUMBLES/LOST:	0-0	1-0
POINTS OFF TURNOVERS:	0	0
AVG. DRIVE START:	OWN 31	OWN 32
TIME OF POSSESSION:	25:51	34:09

INDIVIDUAL TOP PERFORMERS



PASSING

Player	CMP	ATT	YDS	TD	INT	RT
J.Herbert	18	27	282	2	0	125.8
J.Winston	26	46	235	1	3	50.5

RUSHING

Player	ATT	YDS	AVG	LG	TD
J.Dobbins	14	85	6.1	34	2
K.Vidal	5	7	1.4	7	0
N.Chubb	15	39	2.6	11	0
J.Winston	5	27	5.4	13	0

RECEIVING

Player	REC	YDS	AVG	LG	TD
L.McConkey	5	64	12.8	20	0
Q.Johnston	4	118	29.5	66	1
J.Palmer	2	63	31.5	28	1
J.Dobbins	2	20	10.0	10	0
J.Jeudy	7	73	10.4	13	0
C.Tillman	6	75	12.5	17	1
D.Njoku	5	29	5.8	11	0
J.Akins	3	32	10.7	21	0

TACKLES (SOLO) - LAC: D.Henley 13 (8), D.James 7 (4), E.Molden 6 (2);
CLE: D.Bush 8 (6), G.Delpit 7 (5), M.Garrett 5 (4).

SACKS - LAC: T.Tuipulotu 2.5-3.5, M.Fox 2.0-11, K.Mack 1.0-7, C.Hart 0.5-0.5; **CLE:** M.Garret 3.0-16, D.Tomlinson 1.5-14, D.Bush 1.0-2, S.Harris 0.5-4.

INTERCEPTIONS - LAC: A.Gilman 1-18-0, T.Still 1-1-0, E.Molden 1-0-0; **CLE:** None.

STARTERS

WR.....Q.Johnston	OLB.....K.Mack	WR.....C.Tillman	DE.....M.Garrett
LT.....R.Slater	DL.....P.Ford	WR....E.Moore	DT.....S.Harris
LG.....Z.Johnson	DL.....O.Ogbonnia	D.Jones	DT.....D.Tomlinson
C.....B.Bozeman	OLB...T.Tuipulotu	LG.....J.Bitonio	DE.....Z.Smith
RG.....T.Pipkins	LB.....D.Henley	C.....E.Pocic	LB.....D.Bush
RT.....J.Alt	LB...D.Perryman	RG....W.Teller	LB.....M.Diabate
TE.....W.Dissly	CB.....D.James	RT....J.Conklin	LB.....W.Reid
WR.....L.McConkey	S.....A.Gilman	TE.....D.Njoku	S.....G.Delpit
QB.....J.Herbert	CB.....C.Hart	WR....J.Jeudy	S.....J.Thornhill
FB.....S.Matlock	CB.....E.Molden	QB....J.Winston	CB.....D.Ward
RB.....J.Dobbins	CB.....T.Still	RB....N.Chubb	CB....M.Emerson

2024 GAME SUMMARIES

WEEK 10 vs. TENNESSEE



**TITANS 17
CHARGERS 27**

Sunday, Nov. 10, 2024
SoFi Stadium – Inglewood, Calif.



GAME STATISTICS

TEAM	1	2	3	4	OT	F
Tennessee	7	0	3	7	—	17
L.A. Chargers	3	10	7	7	—	27

SCORING SUMMARY

Team	Q	Time	Play
Chargers	1	8:08	C.Dicker 21 yd. Field Goal
Titans	1	4:25	C.Ridley 41 yd. pass from W.Lewis (N.Folk kick)
Chargers	2	12:07	C.Dicker 37 yd. Field Goal
Chargers	2	1:55	J.Herbert 4 yd. run (C.Dicker kick)
Titans	3	7:51	N.Folk 27 yd. Field Goal
Chargers	3	3:24	Q.Johnston 16 yd. pass from J.Herbert (C.Dicker kick)
Chargers	4	7:39	H.Haskins 1 yd. run (C.Dicker kick)
Titans	4	0:49	C.Ridley 15 yd. pass from W.Lewis (N.Folk kick)

TEAM STATISTICS

	TEN	LAC
FIRST DOWNS:	19	23
TOTAL NET YARDS:	289	309
NET RUSHING YARDS:	132	145
NET PASSING YARDS:	157	164
PENALTIES/YARDS:	9-68	5-30
3RD DOWN EFFICIENCY (%):	3-9 (33.3%)	4-10 (40.0%)
PUNTS/AVERAGE:	4-53.5	3-38.7
SACKS/YARDS:	0/0	7/18
FUMBLES/LOST:	1-0	0-0
POINTS OFF TURNOVERS:	0	0
AVG. DRIVE START:	OWN 31	OWN 30
TIME OF POSSESSION:	29:01	30:59

INDIVIDUAL TOP PERFORMERS



PASSING

J.Herbert	CMP	ATT	YDS	TD	INT	RT	W.Lewis	CMP	ATT	YDS	TD	INT	RT
J.Herbert	14	18	164	1	0	123.1	W.Lewis	18	23	175	2	0	127.4

RUSHING

G.Edwards	ATT	YDS	AVG	LG	TD	T.Spears	ATT	YDS	AVG	LG	TD
G.Edwards	10	55	5.5	11	0	T.Spears	7	47	6.7	19	0
J.Dobbins	15	50	3.3	12	0	T.Pollard	9	44	4.9	15	0

RECEIVING

W.Dissly	REC	YDS	AVG	LG	TD	C.Ridley	REC	YDS	AVG	LG	TD
W.Dissly	5	30	6.0	14	0	C.Ridley	5	84	16.8	41	2
J.Dobbins	3	5	1.7	4	0	T.Pollard	4	19	4.8	15	0
L.McConkey	2	52	26.0	37	0	N.Westbrook-Ikhine	3	31	10.3	13	0
Q.Johnston	2	24	12.0	16	1	T.Spears	3	4	1.3	6	0

TACKLES (SOLO) - LAC: D.Henley 13 (10), E.Molden 8 (4), B.Dupree 5 (4);
TEN: J.Gibbens 15 (10), M.Brown 7 (5), K.Murray 6 (3).

SACKS - LAC: T.Tuipulotu 2-7, B.Dupree 2-1, P.Ford 1-7, J.Bosa 1-2, D.Henley 1-1; **TEN:** None.

INTERCEPTIONS - LAC: None; **TEN:** None.

STARTERS

WR ... Q.Johnston	OLB K.Mack	WR ... N.Westbrook-Ikhine	OLB A.Key
LT R.Slater	DL P.Ford	TE N.Vannett	NT T.Sweat
LG Z.Johnson	DL O.Ogbonnia	LT J.Latham	DT J.Simmons
C B.Bozeman	OLB .. T.Tuipulotu	LG P.Skoronski	OLB H.Landry
RG ... J.Salyer	LB ... D.Perryman	C D.Brunskill	ILB K.Murray
RT ... J.Alt	LB D.Henley	RG D.Radunz	LB J.Gibbens
WR ... J.Reagor	S D.James	RT L.Watson	CB R.McCrear
TE ... W.Dissly	S A.Gilman	WR ... C.Ridley	CB D.Baker
WR ... L.McConkey	CB C.Hart	WR.... T.Boyd	CB J.Brownlee
QB ... J.Herbert	CB E.Molden	QB.... W.Lewis	S A.Hooker
RB ... J.Dobbins	CB T.Still	RB.... T.Pollard	S M.Brown

WEEK 11 vs. CINCINNATI



**BENGALS 27
CHARGERS 34**

Sunday, Nov. 17, 2024
SoFi Stadium – Inglewood, Calif.



GAME STATISTICS

TEAM	1	2	3	4	OT	F
Cincinnati	3	3	14	7	—	27
L.A. Chargers	7	17	3	7	—	34

SCORING SUMMARY

Team	Q	Time	Play
Bengals	1	6:27	E.McPherson 26 yd. Field Goal
Chargers	1	3:34	W.Dissly 29 yd. pass from J.Herbert (C.Dicker kick)
Bengals	2	12:54	E.McPherson 27 yd. Field Goal
Chargers	2	11:02	Q.Johnston 26 yd. pass from J.Herbert (C.Dicker kick)
Chargers	2	4:35	J.Dobbins 1 yd. run (C.Dicker kick)
Chargers	2	0:00	C.Dicker 19 yd. Field Goal
Chargers	3	10:29	C.Dicker 53 yd. Field Goal
Bengals	3	5:27	J.Chase 4 yd. pass from J.Burrow (E.McPherson kick)
Bengals	3	2:53	T.Higgins 42 yd. pass from J.Burrow (E.McPherson kick)
Bengals	4	12:21	J.Chase 17 yd. pass from J.Burrow (E.McPherson kick)
Chargers	4	0:18	J.Dobbins 29 yd. run (C.Dicker kick)

TEAM STATISTICS

	CIN	LAC
FIRST DOWNS:	24	24
TOTAL NET YARDS:	452	435
NET RUSHING YARDS:	110	155
NET PASSING YARDS:	342	280
PENALTIES/YARDS:	8-56	5-50
3RD DOWN EFFICIENCY (%):	5-17 (29.4%)	3-11 (27.3%)
PUNTS/AVERAGE:	5-50.0	6-46.7
SACKS/YARDS:	2/17	3/14
FUMBLES/LOST:	0-0	1-1
POINTS OFF TURNOVERS:	7	0
AVG. DRIVE START:	OWN 29	OWN 29
TIME OF POSSESSION:	34:08	25:52

INDIVIDUAL TOP PERFORMERS



PASSING

J.Herbert	CMP	ATT	YDS	TD	INT	RT	J.Burrow	CMP	ATT	YDS	TD	INT	RT
J.Herbert	17	36	297	2	0	94.3	J.Burrow	28	50	356	3	0	98.4

RUSHING

J.Herbert	ATT	YDS	AVG	LG	TD	C.Brown	ATT	YDS	AVG	LG	TD
J.Herbert	5	65	13.0	30	0	C.Brown	22	86	3.9	27	0
J.Dobbins	11	56	5.1	29	2	J.Burrow	2	28	14.0	14	0

RECEIVING

L.McConkey	REC	YDS	AVG	LG	TD	T.Higgins	REC	YDS	AVG	LG	TD
L.McConkey	6	123	20.5	28	0	T.Higgins	9	148	16.4	42	1
W.Dissly	4	80	20.0	29	1	J.Chase	7	75	10.7	32	2
Q.Johnston	2	48	24.0	26	1	C.Brown	5	57	11.4	34	0
J.Palmer	2	23	11.5	12	0	A.Iosivas	3	46	15.3	27	0

TACKLES (SOLO) - LAC: D.Henley 11 (5), D.James 10 (7), A.Gilman 6 (4);
CIN: G.Stone 9 (8), L.Wilson 8 (4), G.Pratt 8 (4).

SACKS - LAC: T.Tuipulotu 1.5-5, P.Ford 1-7, D.James 0.5-2; **CIN:** J.Ossai 1-12, T.Hendrickson 0.5-2.5, C.Taylor-Britt 0.5-2.5.

INTERCEPTIONS - LAC: None; **CIN:** None.

STARTERS

WR ... Q.Johnston	DL P.Ford	WR ... T.Higgins	DE S.Hubbard
TE T.Fisk	DL ... O.Ogbonnia	LT C.Ford	DT B.Hill
LT R.Slater	OLB .. T.Tuipulotu	LG C.Volson	DE K.Jenkins
LG Z.Johnson	OLB J.Bosa	C T.Karras	RDE ..T.Hendrickson
C B.Bozeman	LB ... D.Perryman	RG ... A.Cappa	LB L.Wilson
RG ... J.Pipkins	LB D.Henley	RT ... A.Mims	LB G.Pratt
RT ... J.Alt	CB C.Hart	WR ... J.Chase	NCB M.Hilton
WR ... L.McConkey	CB E.Molden	TE ... D.Sample	CB ..C.Taylor-Britt
WR ... J.Palmer	CB K.Fulton	TE M.Gesicki	CB D.Turner
QB ... J.Herbert	CB D.James	QB ... J.Burrow	S G.Stone
RB ... G.Edwards	S A.Gilman	HB C.Brown	S V.Bell

2024 GAME SUMMARIES

WEEK 12 vs. BALTIMORE



**RAVENS 30
CHARGERS 23**
Monday, Nov. 25, 2024
SoFi Stadium — Inglewood, Calif.



GAME STATISTICS

TEAM	1	2	3	4	OT	F
Baltimore	0	14	3	13	—	30
L.A. Chargers	7	6	3	7	—	23

SCORING SUMMARY

Team	Q	Time	Play
Chargers	1	9:45	J.Herbert 5 yd. run (C.Dicker kick)
Chargers	2	11:26	C.Dicker 42 yd. Field Goal
Ravens	2	7:48	L.Jackson 10 yd. run (J.Tucker kick)
Ravens	2	0:24	R.Bateman 40 yd. pass from L.Jackson (J.Tucker kick)
Chargers	2	0:00	C.Dicker 52 yd. Field Goal
Ravens	3	9:29	J.Tucker 45 yd. Field Goal
Chargers	3	4:08	C.Dicker 52 yd. Field Goal
Ravens	4	12:32	M.Andrews 6 yd. pass from L.Jackson (pass failed)
Ravens	4	7:24	J.Hill 51 yd. run (J.Tucker kick)
Chargers	4	0:46	G.Edwards 1 yd. run (C.Dicker kick)

TEAM STATISTICS

	BAL	LAC
FIRST DOWNS:	19	19
TOTAL NET YARDS:	389	285
NET RUSHING YARDS:	212	83
NET PASSING YARDS:	177	202
PENALTIES/YARDS:	9-102	7-62
3RD DOWN EFFICIENCY (%):	8-15 (53.3%)	5-14 (35.7%)
PUNTS/AVERAGE:	3-54.3	4-41.3
SACKS/YARDS:	4/16	1/0
FUMBLES/LOST:	0-0	1-0
POINTS OFF TURNOVERS:	0	0
AVG. DRIVE START:	OWN 26	OWN 31
TIME OF POSSESSION:	30:57	29:03

INDIVIDUAL TOP PERFORMERS



PASSING

	CMP	ATT	YDS	TD	INT	RT
J.Herbert	21	36	218	0	0	75.9
L.Jackson	16	22	177	2	0	126.4

RUSHING

	ATT	YDS	AVG	LG	TD
J.Dobbins	6	40	6.7	17	0
J.Herbert	4	29	7.3	12	1
D.Henry	24	140	5.8	27	0
J.Hill	4	55	13.8	51	1

RECEIVING

	REC	YDS	AVG	LG	TD
L.McConkey	6	83	13.8	19	0
W.Dissly	4	47	11.8	18	0
J.Palmer	3	38	12.7	17	0
J.Dobbins	3	19	6.3	11	0
Z.Flowers	5	62	12.4	25	0
M.Andrews	5	44	8.8	16	1
R.Bateman	2	43	21.5	40	1
J.Hill	2	7	3.5	9	0

TACKLES (SOLO) - LAC: D.Henley 10 (4), N.Niemann 8 (4), T.Still 7 (4); **BAL:** M.Harrison 12 (6), N.Wiggins 6 (6), A.Washington 4 (4).

SACKS - LAC: D.James Jr. 1-0; **BAL:** K.Van Noy 1-8, B.Stephens 1-4, O.Oweh 1-3, J.Tupou 1-1.

INTERCEPTIONS - LAC: None; **BAL:** None.

STARTERS

TE..... T.Fisk	OLB..... K.Mack	TE..... M.Andrews	OLB... T.Robinson
LT..... R.Slater	DL..... O.Ogbonnia	LT..... R.Stanley	DT... N.Madubuike
LG..... Z.Johnson	DL..... P.Ford	LG..... P.Mekari	DT..... T.Jones
C..... B.Bozeman	OLB..... J.Bosa	C..... T.Linderbaum	DL... B.Washington
RG..... T.Pipkins	LB..... D.Henley	RG..... D.Faalele	WLB... T.Simpson
RT..... J.Alt	LB..... T.Dye	RT..... R.Rosengarten	LB..... K.Welch
WR... J.Palmer	CB..... E.Molden	TE..... I.Likely	LB..... M.Harrison
WR... Q.Johnston	CB..... K.Fulton	WR.... R.Bateman	CB.... B.Stephens
QB.... J.Herbert	CB..... T.Still	WR.... Z.Flowers	CB... M.Humphrey
FB.... S.Matlock	S..... D.James	QB.... L.Jackson	S.... A.Washington
RB.... J.Dobbins	S..... A.Gilman	RB.... D.Henry	S..... K.Hamilton

WEEK 13 AT ATLANTA



**CHARGERS 17
FALCONS 13**
Sunday, Dec. 1, 2024
Mercedes-Benz Stadium — Atlanta, Ga.



GAME STATISTICS

TEAM	1	2	3	4	OT	F
L.A. Chargers	3	6	8	0	—	17
Atlanta	7	0	6	0	—	13

SCORING SUMMARY

Team	Q	Time	Play
Falcons	1	3:59	B.Robinson 2 yd. run (Y.Koo kick)
Chargers	1	1:39	C.Dicker 45 yd. Field Goal
Chargers	2	11:08	C.Dicker 51 yd. Field Goal
Chargers	2	0:58	C.Dicker 34 yd. Field Goal
Falcons	3	7:23	Y.Koo 41 yd. Field Goal
Chargers	3	1:39	T.Still 61 yd. interception return (J.Herbert-J.Palmer pass)
Falcons	3	0:03	Y.Koo 26 yd. Field Goal

TEAM STATISTICS

	LAC	ATL
FIRST DOWNS:	10	24
TOTAL NET YARDS:	187	350
NET RUSHING YARDS:	56	116
NET PASSING YARDS:	131	234
PENALTIES/YARDS:	7-33	2-10
3RD DOWN EFFICIENCY (%):	3-11 (27.3%)	3-14 (21.4%)
PUNTS/AVERAGE:	3-48.7	2-41.0
SACKS/YARDS:	1-11	5/19
FUMBLES/LOST:	2-1	1-0
POINTS OFF TURNOVERS:	10	7
AVG. DRIVE START:	OWN 26	OWN 33
TIME OF POSSESSION:	24:05	35:55

INDIVIDUAL TOP PERFORMERS



PASSING

	CMP	ATT	YDS	TD	INT	RT
J.Herbert	16	23	147	0	0	86.7
K.Cousins	24	39	245	0	4	40.0

RUSHING

	ATT	YDS	AVG	LG	TD
G.Edwards	6	32	5.3	12	0
K.Vidal	4	20	5.0	16	0
B.Robinson	26	102	3.9	15	1
T.Allgeier	8	16	2.0	4	0

RECEIVING

	REC	YDS	AVG	LG	TD
L.McConkey	9	117	13.0	48	0
Q.Johnston	2	12	6.0	8	0
J.Palmer	1	11	11.0	11	0
S.Smartt	1	3	3.0	3	0
D.London	9	86	9.6	17	0
B.Robinson	6	33	5.5	11	0
R.McCloud	4	95	23.8	60	0
D.Mooney	3	20	6.7	11	0

TACKLES (SOLO) - LAC: T.Dye 14 (7), D.James 10 (5), D.Henley 10 (3); **ATL:** K.Elliss 5 (3), C.Phillips 4 (3), D.Alford 4 (3).

SACKS - LAC: T.Tart 1.0-11; **ATL:** A.Ebiketie 2.0-2, K.Elliss 1-9, K.Street 1-7, D.Onyemata 1-1.

INTERCEPTIONS - LAC: T.Still 2-66-1, D.James 1-2-0, M.Maye 1-0-0; **ATL:** None.

STARTERS

WR... L.McConkey	OLB..... K.Mack	TE..... K.Pitts	OLB..... M.Judon
TE..... T.Fisk	DL..... P.Ford	LT..... Ja.Matthews	DL... D.Onyemata
LT..... R.Slater	DL..... O.Ogbonnia	LG..... M.Bergeron	DL..... E.Goldman
LG..... Z.Johnson	OLB..... J.Bosa	C..... D.Dalman	DL..... G.Jarrett
C..... B.Bozeman	LB..... T.Dye	RG..... C.Lindstrom	OLB.... L.Carter
RG..... T.Pipkins	LB..... D.Henley	RT.... K.McGary	ILB... N.Landman
RT..... J.Alt	CB..... K.Fulton	WR... D.London	ILB.... K.Elliss
WR... D.Davis	CB..... E.Molden	WR.... R.McCloud	CB.... A.Terrell
QB.... J.Herbert	CB..... T.Still	WR.... D.Mooney	CB.... C.Phillips
FB.... S.Matlock	S..... D.James	QB.... K.Cousins	S..... J.Bates
RB.... G.Edwards	S..... T.Jefferson	RB.... B.Robinson	S..... J.Simmons

2024 GAME SUMMARIES

WEEK 14 AT KANSAS CITY



CHARGERS 17 CHIEFS 19

Sunday, Dec. 8, 2024

GEHA Field at Arrowhead Stadium – Kansas City, Mo.



GAME STATISTICS

TEAM	1	2	3	4	OT	F
L.A. Chargers	0	0	14	3	—	17
Kansas City	3	10	0	6	—	19

SCORING SUMMARY

Team	Q	Time	Play
Chiefs	1	10:05	M.Wright 47 yd. Field Goal
Chiefs	2	7:47	M.Wright 33 yd. Field Goal
Chiefs	2	0:47	D.Hopkins 9 yd. pass from P.Mahomes (M.Wright kick)
Chargers	3	7:12	G.Edwards 3 yd. run (C.Dicker kick)
Chargers	3	3:30	Q.Johnston 4 yd. pass from J.Herbert (C.Dicker kick)
Chiefs	4	13:04	M.Wright 50 yd. Field Goal
Chargers	4	4:35	C.Dicker 37 yd. Field Goal
Chiefs	4	0:00	M.Wright 31 yd. Field Goal

TEAM STATISTICS

	LAC	KC
FIRST DOWNS:	20	20
TOTAL NET YARDS:	288	298
NET RUSHING YARDS:	94	96
NET PASSING YARDS:	194	202
PENALTIES/YARDS:	7-50	8-98
3RD DOWN EFFICIENCY (%):	6-16 (46.2%)	8-15 (53.3%)
PUNTS/AVERAGE:	5-42.6	4-51.8
SACKS/YARDS:	3/8	3/19
FUMBLES/LOST:	1-0	0-0
POINTS OFF TURNOVERS:	0	0
AVG. DRIVE START:	OWN 24	OWN 24
TIME OF POSSESSION:	30:53	29:07

INDIVIDUAL TOP PERFORMERS



PASSING

	CMP	ATT	YDS	TD	INT	RT
J.Herbert	21	30	213	1	0	101.1
P.Mahomes	24	37	210	1	0	88.8

RUSHING

	ATT	YDS	AVG	LG	TD
G.Edwards	10	36	3.6	10	1
K.Vidal	8	34	4.3	8	0
I.Pacheco	14	55	3.9	9	0
P.Mahomes	4	17	4.3	10	0

RECEIVING

	REC	YDS	AVG	LG	TD
J.Palmer	6	78	13.0	38	0
Q.Johnston	5	48	9.6	21	1
S.Smartt	3	54	18.0	24	0
W.Dissly	2	19	9.5	15	0
T.Kelce	5	45	9.0	13	0
X.Worthy	5	41	8.2	14	0
D.Hopkins	4	32	8.0	10	1
N.Gray	4	26	6.5	8	0

TACKLES (SOLO) – LAC: D.Henley 8 (6), T.Still 6 (6), T.Dye 6 (4); **KC:** C.Conner 8 (6), D.Tranquill 7 (4), N.Bolton 5 (5).

SACKS – LAC: D.James 1-6, J.Bosa 1-7, K.Mack 0.5-1, T.Tuipulotu 0.5-1; **KC:** T.Wharton 2-11, N.Bolton 1-8.

INTERCEPTIONS – LAC: None; **KC:** None.

STARTERS

WR.....J.Palmer	OLB.....K.Mack	WR.....D.Hopkins	DE.....G.Karlaftis
TE.....T.Fisk	DL.....P.Ford	TE.....N.Gray	DT.....C.Jones
LT.....R.Slater	DL.....O.Ogbonnia	LT.....D.Humphries	DT.....M.Pennel
LG.....Z.Johnson	OLB.....J.Bosa	LG.....J.Thuney	DE.....M.Danna
C.....B.Bozeman	LB.....T.Dye	C.....C.Humphrey	LB.....N.Bolton
RG.....T.Pipkins	LB.....D.Henley	RG.....T.Smith	LB.....D.Tranquill
RT.....J.Alt	CB.....K.Fulton	RT.....J.Taylor	LB.....L.Chenail
WR.....J.Reagor	CB.....T.Still	TE.....T.Kelce	CB.....T.McDuffie
QB.....J.Herbert	S.....D.James	WR.....X.Worthy	CB.....J.Williams
FB.....S.Matlock	S.....E.Molden	QB.....P.Mahomes	S.....J.Reid
RB.....G.Edwards	S.....M.Maye	RB.....I.Pacheco	S.....B.Cook

WEEK 15 vs. TAMPA BAY



BUCCANEERS 40 CHARGERS 17

Sunday, Dec. 15, 2024

SoFi Stadium – Inglewood, Calif.



GAME STATISTICS

TEAM	1	2	3	4	OT	F
Tampa Bay	7	6	17	10	—	40
L.A. Chargers	7	10	0	0	—	17

SCORING SUMMARY

Team	Q	Time	Play
Buccaneers	1	11:14	J.McMillan 26 yd. pass from B.Mayfield (C.McLaughlin kick)
Chargers	1	6:18	L.McConkey 7 yd. pass from J.Herbert (C.Dicker kick)
Buccaneers	2	13:41	C.McLaughlin 22 yd. Field Goal
Chargers	2	8:47	C.Dicker 41 yd. Field Goal
Chargers	2	7:12	Q.Johnston 13 yd. pass from J.Herbert (C.Dicker kick)
Buccaneers	2	0:33	C.McLaughlin 37 yd. Field Goal
Buccaneers	3	10:23	M.Evans 57 yd. pass from B.Mayfield (C.McLaughlin kick)
Buccaneers	3	5:06	C.McLaughlin 42 yd. Field Goal
Buccaneers	3	1:36	M.Evans 35 yd. pass from B.Mayfield (C.McLaughlin kick)
Buccaneers	4	7:37	R.White 11 yd. pass from B.Mayfield (C.McLaughlin kick)
Buccaneers	4	2:51	C.McLaughlin 43 yd. Field Goal

TEAM STATISTICS

	TB	LAC
FIRST DOWNS:	24	14
TOTAL NET YARDS:	506	206
NET RUSHING YARDS:	223	32
NET PASSING YARDS:	283	174
PENALTIES/YARDS:	8-83	7-60
3RD DOWN EFFICIENCY (%):	9-15 (60.0%)	0-6 (0.0%)
PUNTS/AVERAGE:	0-0.0	3-47.0
SACKS/YARDS:	3/25	1/5
FUMBLES/LOST:	1-1	2-1
POINTS OFF TURNOVERS:	7	7
AVG. DRIVE START:	OWN 36	OWN 33
TIME OF POSSESSION:	36:48	23:12

INDIVIDUAL TOP PERFORMERS



PASSING

	CMP	ATT	YDS	TD	INT	RT
J.Herbert	21	33	195	2	1	87.3
B.Mayfield	22	27	288	4	1	135.3

RUSHING

	ATT	YDS	AVG	LG	TD
G.Edwards	8	23	2.9	8	0
K.Vidal	3	9	3.0	7	0
B.Irving	15	117	7.8	54	0
R.White	15	64	4.3	11	0

RECEIVING

	REC	YDS	AVG	LG	TD
L.McConkey	5	58	11.6	20	1
S.Smartt	5	50	10.0	31	0
Q.Johnston	5	45	9.0	13	1
D.Chark	2	16	8.0	12	0
M.Evans	9	159	17.7	57	2
J.McMillan	5	75	15.0	26	1
C.Otton	2	24	12.0	13	0
R.White	2	17	8.5	11	1

TACKLES (SOLO) – LAC: E.Molden 9 (7), T.Dye 9 (5), D.Henley 9 (3); **TB:** L.David 12 (8), J.Tryon 5 (4), Z.McCollum 4 (4).

SACKS – LAC: T.Dye 1-5; **TB:** L.David 1.5-15.5, L.Hall 1.5-9.5.

INTERCEPTIONS – LAC: T.Still 1-18-0; **TB:** J.Dean 1-0-0.

STARTERS

WR.....Q.Johnston	OLB.....K.Mack	WR.....M.Evans	OLB.....A.Nelson
WR.....L.Shenault	DL.....P.Ford	LT.....T.Wirfs	DL.....C.Kancey
LT.....R.Slater	DL.....O.Ogbonnia	LG.....B.Bredeson	NT.....V.Vea
LG.....Z.Johnson	OLB.....J.Bosa	C.....G.Barton	DT.....L.Hall
C.....B.Bozeman	LB.....T.Dye	RG.....C.Mauch	OLB.....Y.Diaby
RG.....T.Pipkins	LB.....D.Henley	RT.....L.Goedeke	LB.....L.David
RT.....J.Alt	CB.....K.Fulton	WR.....J.McMillan	CB.....J.Dean
TE.....S.Smartt	CB.....T.Still	WR.....S.Shepard	CB.....Z.McCollum
WR.....L.McConkey	S.....D.James	QB.....B.Mayfield	S.....C.Izien
QB.....J.Herbert	S.....E.Molden	TE.....C.Otton	S.....K.Merriweather
RB.....G.Edwards	S.....T.Jefferson	RB.....R.White	S.....T.Smith

2024 GAME SUMMARIES

WEEK 16 vs. DENVER



**BRONCOS 27
CHARGERS 34**

Thursday, Dec. 20, 2024
SoFi Stadium – Inglewood, Calif.



GAME STATISTICS

TEAM	1	2	3	4	OT	F
Denver	7	14	3	3	—	27
L.A. Chargers	7	6	6	15	—	34

SCORING SUMMARY

Team	Q	Time	Play
Broncos	1	7:34	A.Estime 3 yd. run (W.Lutz kick)
Chargers	1	3:09	G.Edwards 1 yd. run (C.Dicker kick)
Broncos	2	12:17	M.Burton 1 yd. pass from B.Nix (W.Lutz kick)
Chargers	2	8:50	C.Dicker 37 yd. Field Goal
Broncos	2	6:22	D.Vele 6 yd. pass from B.Nix (W.Lutz kick)
Chargers	2	0:00	C.Dicker 57 yd. Field Goal
Broncos	3	8:31	W.Lutz 41 yd. Field Goal (11-47, 6:29) 24 13
Chargers	3	2:58	G.Edwards 5 yd. run (run failed) (10-70, 5:33) 24 19
Chargers	4	12:23	D.Davis 19 yd. pass from J.Herbert (J.Herbert-J.Palmer pass)
Chargers	4	2:27	H.Haskins 34 yd. pass from J.Herbert (C.Dicker kick)
Broncos	4	0:57	W.Lutz 55 yd. Field Goal

TEAM STATISTICS

	DEN	LAC
FIRST DOWNS:	22	23
TOTAL NET YARDS:	355	380
NET RUSHING YARDS:	110	117
NET PASSING YARDS:	245	263
PENALTIES/YARDS:	7-61	2-8
3RD DOWN EFFICIENCY (%):	5-13 (38.5%)	6-12 (50.0%)
PUNTS/AVERAGE:	5-45.6	3-41.7
SACKS/YARDS:	2-21	2-18
FUMBLES/LOST:	1-0	1-0
POINTS OFF TURNOVERS:	0	0
AVG. DRIVE START:	OWN 29	OWN 29
TIME OF POSSESSION:	32:23	27:37

INDIVIDUAL TOP PERFORMERS



PASSING

J.Herbert	CMP	ATT	YDS	TD	INT	RT	B.Nix	CMP	ATT	YDS	TD	INT	RT
J.Herbert	23	31	284	2	1	110.1	B.Nix	29	40	263	2	0	106.6

RUSHING

G.Edwards	ATT	YDS	AVG	LG	TD	A.Estime	ATT	YDS	AVG	LG	TD
G.Edwards	14	68	4.9	43	2	A.Estime	9	48	5.3	9	1
J.Herbert	8	28	3.5	18	0	B.Nix	3	25	8.3	15	0

RECEIVING

L.McConkey	REC	YDS	AVG	LG	TD	D.Vele	REC	YDS	AVG	LG	TD
L.McConkey	6	87	14.5	27	0	D.Vele	7	29	4.1	12	0
J.Palmer	3	41	13.7	24	0	C.Sutton	5	50	10.0	18	0
S.Smartt	3	37	12.3	19	0	M.Mims	3	62	20.7	53	0
Q.Johnston	3	18	6.0	6	0	L.Krull	3	21	7.0	10	0

TACKLES (SOLO) – LAC: D.Henley 10 (7), T.Jefferson 7 (4), K.Fulton 6 (6); **DEN:** B.Jones 10 (7), C.Barton 7 (5), P.Locke 6 (2).

SACKS – LAC: J.Bosa 1-8, B.Dupree 1-8; **DEN:** D.Tillman 1-10, D.Sanders 1-11.

INTERCEPTIONS – LAC: None; **DEN:** K.Abrams-Drain, 1-17-0.

STARTERS

WR..... J.Palmer	DL..... P.Ford	WR..... D.Vele	DT..... D.Jones
LT..... R.Slater	DL..... O.Ogbonnia	LT..... G.Bolles	DT..... J.Franklin-Myers
LG..... Z.Johnson	DL..... M.Fox	LG..... B.Powers	DE..... Z.Allen
C..... B.Bozeman	OLB..... K.Mack	C..... L.Wattenberg	OLB..... N.Bonitto
RG..... T.Pipkins	LB..... D.Perryman	RG..... Q.Meinerz	SLB..... J.Cooper
RT..... J.Alt	LB..... D.Henley	RT..... M.McGlinchey	ILB..... J.Strnad
TE..... S.Smartt	OLB..... T.Tuipulotu	OL..... M.Pearl	ILB..... C.Barton
WR..... L.McConkey	CB..... K.Fulton	TE..... A.Trautman	LCB..... P.Surtain
QB..... J.Herbert	CB..... T.Still	QB..... B.Nix	CB..... D.Mathis
RB..... G.Edwards	S..... D.James	TE..... N.Adkins	S..... B.Jones
FB..... S.Matlock	S..... T.Jefferson	RB..... A.Estime	S..... P.Locke

WEEK 17 AT NEW ENGLAND



**CHARGERS 40
PATRIOTS 7**

Saturday, Dec. 28, 2024
Gillette Stadium – Foxborough, Mass.



GAME STATISTICS

TEAM	1	2	3	4	OT	F
L.A. Chargers	7	13	10	10	—	40
New England	0	7	0	0	—	7

SCORING SUMMARY

Team	Q	Time	Play
Chargers	1	3:21	D.Davis 23 yd. pass from J.Herbert (C.Dicker kick)
Chargers	2	10:15	C.Dicker 27 yd. Field Goal
Chargers	2	2:55	L.McConkey 6 yd. pass from J.Herbert (C.Dicker kick)
Patriots	2	1:24	D.Douglas 36 yd. pass from D.Maye (J.Slye kick)
Chargers	2	0:02	C.Dicker 38 yd. Field Goal
Chargers	3	7:37	L.McConkey 40 yd. pass from J.Herbert (C.Dicker kick)
Chargers	3	5:43	C.Dicker 41 yd. Field Goal
Chargers	4	11:58	J.Dobbins 2 yd. run (C.Dicker kick)
Chargers	4	3:47	C.Dicker 35 yd. Field Goal

TEAM STATISTICS

	LAC	NE
FIRST DOWNS:	29	11
TOTAL NET YARDS:	428	181
NET RUSHING YARDS:	147	96
NET PASSING YARDS:	281	85
PENALTIES/YARDS:	6-54	7-60
3RD DOWN EFFICIENCY (%):	10-17 (58.8%)	2-10 (20.0%)
PUNTS/AVERAGE:	2-46.0	4-55.0
SACKS/YARDS:	4/30	0/0
FUMBLES/LOST:	0-0	1-1
POINTS OFF TURNOVERS:	7	0
AVG. DRIVE START:	OWN 34	OWN 29
TIME OF POSSESSION:	40:34	19:26

INDIVIDUAL TOP PERFORMERS



PASSING

J.Herbert	CMP	ATT	YDS	TD	INT	RT	D.Maye	CMP	ATT	YDS	TD	INT	RT
J.Herbert	26	38	281	3	0	116.2	D.Maye	12	22	117	1	0	84.8

RUSHING

J.Dobbins	ATT	YDS	AVG	LG	TD	A.Gibson	ATT	YDS	AVG	LG	TD
J.Dobbins	19	76	4.0	13	1	A.Gibson	12	63	5.3	20	0
H.Haskins	8	30	3.8	8	0	D.Maye	6	32	5.3	12	0

RECEIVING

L.McConkey	REC	YDS	AVG	LG	TD	D.Douglas	REC	YDS	AVG	LG	TD
L.McConkey	8	94	11.8	40	2	D.Douglas	4	46	11.5	36	1
Q.Johnston	5	48	9.6	19	0	K.Boutte	4	28	7.0	9	0
J.Palmer	4	41	10.3	19	0	A.Hooper	3	19	6.3	9	0
D.Davis	2	29	14.5	23	1	K.Bourne	2	22	11.0	18	0

TACKLES (SOLO) – LAC: K.Fulotn 5 (5), T.Dye 5 (4), T.Still 4 (4); **NE:** J.Tavai 10 (5), K.Dugger 9 (6), D.Godchaux 8 (3).

SACKS – LAC: D. James Jr. 2-21, K.Mack 1-7, T.Tuipulotu 1-2; **NE:** None.

INTERCEPTIONS – LAC: None; **NE:** None.

STARTERS

WR..... L.McConkey	OLB..... K.Mack	TE..... H.Henry	OLB.. A.Jennings
TE..... T.Fisk	DL..... O.Ogbonnia	WR..... D.Douglas	DT..... J.Pharms
LT..... R.Slater	DL..... P.Ford	LT..... V.Lowe	DT..... D.Godchaux
LG..... Z.Johnson	OLB..... J.Bosa	LG..... L.Robinson	DT..... D.Ekual
C..... B.Bozeman	LB..... T.Dye	C..... C.Strange	DE..... D.Wise
RG..... J.Salyer	LB..... D.Henley	RG..... M.Onwenu	LB..... J.Tavai
RT..... J.Alt	CB..... K.Fulton	RT..... D.Jacobs	LB..... S.Takitaki
WR..... Q.Johnston	CB..... T.Still	WR..... K.Bourne	CB..... C.Gonzalez
QB..... J.Herbert	S..... D.James	WR..... K.Boutte	CB..... A.Austin
FB..... S.Matlock	S..... E.Molden	QB..... D.Maye	S..... K.Dugger
RB..... J.Dobbins	S..... T.Jefferson	RB..... R.Stevenson	S..... M.Mapu

2024 LOS ANGELES CHARGERS NUMERICAL ROSTER

ACTIVE ROSTER

No.	Name	Pos.	Ht.	Wt.	Age	Exp.	College	Hometown	How Acq.
0	Daiyan Henley	LB	6-0	225	25	2	Washington State	Los Angeles, Calif.	D3-'23
1	Quentin Johnston	WR	6-2	208	23	2	TCU	Temple, Texas	D1-'23
2	Easton Stick	QB	6-1	224	29	6	North Dakota State	Omaha, Neb.	D5-'19
3	Derwin James Jr.	S	6-2	215	28	7	Florida State	Haines City, Fla.	D1-'18
4	Gus Edwards	RB	6-1	238	29	7	Rutgers	Staten Island, N.Y.	UFA (Bal)-'24
5	Joshua Palmer	WR	6-1	210	25	4	Tennessee	Brampton, Ontario, Canada	D3a-'21
6	Denzel Perryman	LB	5-11	240	32	10	Miami	Coral Gables, Fla.	UFA (Hou)-'24
7	Kristian Fulton	CB	5-11	197	26	5	Louisiana State	New Orleans, La.	UFA (Ten)-'24
8	Taylor Heinicke	QB	6-1	210	31	7	Old Dominion	Atlanta, Ga.	T (Atl)-'24
9	DJ Chark Jr.	WR	6-3	200	28	7	Louisiana State	Alexandria, La.	FA-'24
10	Justin Herbert	QB	6-6	236	26	5	Oregon	Eugene, Ore.	D1a-'20
11	Cameron Dicker	K	6-1	216	24	3	Texas	Austin, Texas	FA-'22
12	Derius Davis	WR	5-8	165	24	2	TCU	St. Francisville, La.	D4-'23
15	Ladd McConkey	WR	6-0	185	23	R	Georgia	Chatsworth, Ga.	D2-'24
16	JK Scott	P	6-5	208	29	6	Alabama	Denver, Colo.	FA-'22
20	Cam Hart	CB	6-2	207	24	R	Notre Dame	Baltimore, Md.	D5b-'24
22	Elijah Molden	DB	5-10	192	25	4	Washington	West Linn, Ore.	T (Ten)-'24
23	Tony Jefferson	S	5-11	212	32	10	Oklahoma	Chula Vista, Calif.	FA-'24
25	Junior Colson	LB	6-3	247	22	R	Michigan	Franklin, Tenn.	D3-'24
27	J.K. Dobbins	RB	5-10	215	26	5	Ohio State	La Grange, Texas	UFA (Bal)-'24
28	Hassan Haskins	RB	6-2	228	25	3	Michigan	St. Louis, Mo.	W (Ten)-'24
29	Tarheeb Still	CB	6-1	196	22	R	Maryland	Sicklerville, N.J.	D5a-'24
30	Kimani Vidal	RB	5-8	215	23	R	Troy	Marietta, Ga.	D6-'24
31	Nick Niemann	LB	6-3	234	27	4	Iowa	Sycamore, Ill.	D6a-'21
33	Deane Leonard	DB	6-0	195	25	3	Mississippi	Calgary, Alberta, Canada	D7a-'22
36	Ja'Sir Taylor	DB	5-10	185	25	3	Wake Forest	Asbury Park, N.J.	D6b-'22
42	Tucker Fisk	TE	6-4	285	25	2	Stanford	Davis, Calif.	FA-'24
43	Troy Dye	LB	6-3	225	28	5	Oregon	Norco, Calif.	UFA (Min)-'24
44	Scott Matlock	FB/DL	6-4	296	24	2	Boise State	Homedale, Idaho	D6-'23
45	Tuli Tuipulotu	OLB	6-3	266	22	2	Southern California	Hawthorne, Calif.	D2-'23
47	Josh Harris	LS	6-1	224	35	13	Auburn	Carrollton, Ga.	UFA (Atl)-'22
48	Bud Dupree	OLB	6-4	269	31	10	Kentucky	Macon, Ga.	FA-'24
52	Khalil Mack	OLB	6-3	269	33	11	Buffalo	Fort Pierce, Fla.	T (Chi)-'22
56	Morgan Fox	DL	6-3	275	30	8	Colorado State-Pueblo	Fountain, Colo.	FA-'22
58	Shaquille Quarterman	LB	6-0	234	27	5	Miami	Orange Park, Fla.	FA-'24
62	Sam Mustipher	C	6-3	306	29	5	Notre Dame	Owings Mills, Md.	FA-'24
64	Brenden Jaimes	OL	6-5	300	25	4	Nebraska	Austin, Texas	D5-'21
68	Jamaree Salyer	OL	6-4	325	24	3	Georgia	Atlanta, Ga.	D6a-'22
70	Rashawn Slater	T	6-4	315	25	4	Northwestern	Sugar Land, Texas	D1-'21
71	Jordan McFadden	OL	6-2	303	25	2	Clemson	Spartanburg, S.C.	D5-'23
73	Foster Sarell	T	6-6	322	26	3	Stanford	Tacoma, Wash.	FA-'21
75	Bradley Bozeman	C	6-5	325	30	7	Alabama	Roanoke, Ala.	FA-'24
76	Joe Alt	T	6-8	322	21	R	Notre Dame	North Oaks, Minn.	D1-'24
77	Zion Johnson	G	6-3	316	25	3	Boston College	Bowie, Md.	D1-'22
79	Trey Pipkins III	G/T	6-6	307	28	6	Sioux Falls	Apple Valley, Minn.	D3-'19
81	Will Dissly	TE	6-4	265	28	7	Washington	Bozeman, Mont.	FA-'24
84	Stone Smartt	TE	6-4	226	26	3	Old Dominion	Sacramento, Calif.	FA-'22
88	Hayden Hurst	TE	6-4	245	31	7	South Carolina	Jacksonville, Fla.	FA-'24
90	Tearl Tart	DL	6-2	315	27	5	Florida International	Philadelphia, Pa.	FA-'24
92	Justin Eboigbe	DL	6-5	292	23	R	Alabama	Forest Park, Ga.	D4-'24
93	Otito Ogbornia	DL	6-4	320	24	3	UCLA	Houston, Texas	D5-'22
95	Poona Ford	DL	5-11	310	29	7	Texas	Hilton Head, S.C.	UFA (Buf)-'24
97	Joey Bosa	OLB	6-5	280	29	9	Ohio State	Fort Lauderdale, Fla.	D1-'16

RESERVE/INJURED

No.	Name	Pos.	Ht.	Wt.	Age	Exp.	College	Hometown	How Acq.
24	Marcus Maye	S	6-0	207	31	8	Florida	Melbourne, Fla.	W (Mia)-'24
26	Asante Samuel Jr.	CB	5-10	180	25	4	Florida State	Fort Lauderdale, Fla.	D2-'21
32	Alohi Gilman	S	5-10	201	27	5	Notre Dame	Laie, Hawaii	D6-'20
41	Eli Apple	CB	6-1	203	29	9	Ohio State	Philadelphia, Pa.	FA-'24
53	Chris Collins	OLB	6-5	255	25	R	Minnesota	Richmond, Va.	FA-'24
60	Bucky Williams	C/G	6-3	300	24	R	Appalachian State	Ringgold, Ga.	FA-'24
74	Tyler McLellan	T	6-8	355	25	R	Campbell	North Charleston, S.C.	FA-'24
82	Brenden Rice	WR	6-3	210	22	R	Southern California	Chandler, Ariz.	D7a-'24
87	Simi Fehoko	WR	6-4	218	27	4	Stanford	Salt Lake City, Utah	PS (Pit)-'23
89	Jalen Reagor	WR	5-11	197	25	4	TCU	Waxahachie, Texas	FA-'24
94	Chris Rumph II	OLB	6-2	244	26	4	Duke	Gainesville, Fla.	D4-'21

PRACTICE SQUAD

No.	Name	Pos.	Ht.	Wt.	Age	Exp.	College	Hometown	How Acq.
34	Jaret Patterson	RB	5-8	195	25	2	Buffalo	Glendale, Md.	FA-'23
35	Dicaprio Bootle	CB	5-10	180	27	2	Nebraska	Miami, Fla.	FA-'24
37	Shaun Wade	CB	6-1	195	26	4	Ohio State	Jacksonville, Fla.	FA-'24
38	Emany Johnson	S	6-2	218	24	R	Nevada	Richmond, Calif.	FA-'24
39	Jaylen Johnson	WR	6-2	194	24	R	East Carolina	Duluth, Ga.	FA-'24
40	Kendall Williamson	S	6-0	203	24	1	Stanford	Snellville, Ga.	FA-'24
41	Dez Fitzpatrick	WR	6-2	208	27	2	Louisville	Farmington Hills, Mich.	FA-'24
46	McCallan Castles	TE	6-5	252	25	R	Tennessee	South Lake Tahoe, Calif.	FA-'24
49	Eddie Jackson	S	6-0	202	31	8	Alabama	Lauderdale Lakes, Fla.	FA-'24
50	Caleb Murphy	LB	6-3	254	25	1	Ferris State	Campbellsburg, Indiana	FA-'24
51	Jeremiah Jean-Baptiste	LB	6-2	230	23	R	Mississippi	Florida City, Fla.	FA-'24
57	Tre'Mon Morris-Brash	OLB	6-2	245	24	R	Central Florida	Richmond, Va.	FA-'24
61	Karsen Barnhart	G	6-5	316	23	R	Michigan	Paw Paw, Mich.	FA-'24
69	CJ Okoye	DL	6-6	315	23	1	—	Abuja, Nigeria	FA (IPP)-'23
83	Eric Tomlinson	TE	6-6	265	32	8	UTEP	Oklahoma City, Okla.	FA-'24
86	Laviska Shenault	WR	6-1	224	26	5	Colorado	DeSoto, Texas	FA-'24
91	Christopher Hinton	DL	6-4	310	24	2	Michigan	Johns Creek, Ga.	FA-'22

2024 LOS ANGELES CHARGERS ALPHABETICAL ROSTER

ACTIVE ROSTER

No.	Name	Pos.	Ht.	Wt.	DOB	Exp.	College	Hometown	How Acq.
76	Alt, Joe	T	6-8	322	2/28/03	R	Notre Dame	North Oaks, Minn.	D1-'24
97	Bosa, Joey	OLB	6-5	280	7/11/95	9	Ohio State	Fort Lauderdale, Fla.	D1-'16
75	Bozeman, Bradley	C	6-5	325	11/24/94	7	Alabama	Roanoke, Ala.	FA-'24
9	Chark Jr., DJ	WR	6-3	200	9/23/96	7	Louisiana State	Alexandria, La.	FA-'24
25	Colson, Junior	LB	6-3	247	12/6/02	R	Michigan	Franklin, Tenn.	D3-'24
12	Davis, Derius	WR	5-8	165	9/11/00	2	TCU	St. Francisville, La.	D4-'23
11	Dicker, Cameron	K	6-1	216	5/6/00	3	Texas	Austin, Texas	FA-'22
81	Dissly, Will	TE	6-4	265	7/8/96	7	Washington	Bozeman, Mont.	FA-'24
27	Dobbins, J.K.	RB	5-10	215	12/17/98	5	Ohio State	La Grange, Texas	UFA (Bal)-'24
48	Dupree, Bud	OLB	6-4	269	2/12/93	10	Kentucky	Macon, Ga.	FA-'24
43	Dye, Troy	LB	6-3	225	9/18/96	5	Oregon	Norco, Calif.	UFA (Min)-'24
92	Eboigbe, Justin	DL	6-5	292	4/9/01	R	Michigan	Forest Park, Ga.	D4-'24
4	Edwards, Gus	RB	6-1	238	4/13/95	7	Rutgers	Staten Island, N.Y.	UFA (Bal)-'24
42	Fisk, Tucker	TE	6-4	285	1/19/99	2	Stanford	Davis, Calif.	FA-'24
95	Ford, Poona	DL	5-11	310	11/19/95	7	Texas	Hilton Head, S.C.	UFA (Buf)-'24
56	Fox, Morgan	DL	6-3	275	9/12/94	8	Colorado State-Pueblo	Fountain, Colo.	FA-'22
7	Fulton, Kristian	CB	5-11	197	9/3/98	5	Louisiana State	New Orleans, La.	UFA (Ten)-'24
47	Harris, Josh	LS	6-1	224	4/27/89	13	Auburn	Carrollton, Ga.	UFA (Atl)-'22
20	Hart, Cam	CB	6-2	207	12/5/00	R	Notre Dame	Baltimore, Md.	D5b-'24
28	Haskins, Hassan	RB	6-2	228	11/26/99	3	Michigan	St. Louis, Mo.	W (Ten)-'24
8	Heinicke, Taylor	QB	6-1	210	3/15/93	7	Old Dominion	Atlanta, Ga.	T (Atl)-'24
0	Henley, Daiyan	LB	6-0	225	11/18/99	2	Washington State	Los Angeles, Calif.	D3-'23
10	Herbert, Justin	QB	6-6	236	3/10/98	5	Oregon	Eugene, Ore.	D1a-'20
88	Hurst, Hayden	TE	6-4	245	8/24/93	7	South Carolina	Jacksonville, Fla.	FA-'24
64	Jaimes, Brenden	OL	6-5	300	5/28/99	4	Nebraska	Austin, Texas	D5-'21
3	James Jr., Derwin	S	6-2	215	8/3/96	7	Florida State	Haines City, Fla.	D1-'18
23	Jefferson, Tony	S	5-11	212	1/27/92	10	Oklahoma	Chula Vista, Calif.	FA-'24
77	Johnson, Zion	G	6-3	316	11/18/99	3	Boston College	Bowie, Md.	D1-'22
1	Johnston, Quentin	WR	6-2	208	9/6/01	2	TCU	Temple, Texas	D1-'23
33	Leonard, Deane	DB	6-0	195	11/20/99	3	Mississippi	Calgary, Alberta, Canada	D7a-'22
52	Mack, Khalil	OLB	6-3	269	2/22/91	11	Buffalo	Fort Pierce, Fla.	T (Chi)-'22
44	Matlock, Scott	FB/DL	6-4	296	6/28/00	2	Boise State	Homedale, Idaho	D6-'23
15	McConkey, Ladd	WR	6-0	185	11/11/01	R	Georgia	Chatsworth, Ga.	D2-'24
71	McFadden, Jordan	OL	6-2	303	11/16/99	2	Clemson	Spartanburg, S.C.	D5-'23
22	Molden, Elijah	DB	5-10	192	1/30/99	4	Washington	West Linn, Ore.	T (Ten)-'24
62	Mustipher, Sam	C	6-3	306	8/13/96	5	Notre Dame	Owings Mills, Md.	FA-'24
31	Niemann, Nick	LB	6-3	234	12/2/97	4	Iowa	Sycamore, Ill.	D6a-'21
93	Ogbonnia, Otitio	DL	6-4	320	8/25/00	3	UCLA	Houston, Texas	D5-'22
5	Palmer, Joshua	WR	6-1	210	9/22/99	4	Tennessee	Brampton, Ontario, Canada	D3a-'21
6	Perryman, Denzel	LB	5-11	240	12/5/92	10	Miami	Coral Gables, Fla.	UFA (Hou)-'24
58	Quarterman, Shaquille	LB	6-0	234	10/28/97	5	Miami	Orange Park, Fla.	FA-'24
79	Pipkins III, Trey	G/T	6-6	307	9/5/96	6	Sioux Falls	Apple Valley, Minn.	D3-'19
68	Salyer, Jamaree	OL	6-4	325	7/13/00	3	Georgia	Atlanta, Ga.	D6a-'22
73	Sarell, Foster	T	6-6	322	8/28/98	3	Stanford	Tacoma, Wash.	FA-'21
16	Scott, JK	P	6-5	208	10/30/95	6	Alabama	Denver, Colo.	FA-'22
70	Slater, Rashawn	T	6-4	315	3/26/99	4	Northwestern	Sugar Land, Texas	D1-'21
84	Smartt, Stone	TE	6-4	226	10/4/98	3	Old Dominion	Sacramento, Calif.	FA-'22
2	Stick, Easton	QB	6-1	224	9/15/95	6	North Dakota State	Omaha, Neb.	D5-'19
29	Still, Tarheeb	CB	6-1	196	6/9/02	R	Maryland	Sicklerville, N.J.	D5a-'24
90	Tart, Teair	DL	6-2	315	2/28/97	5	Florida International	Philadelphia, Pa.	FA-'24
36	Taylor, Ja'Sir	DB	5-10	185	1/8/99	3	Wake Forest	Asbury Park, N.J.	D6b-'22
45	Tuipulotu, Tuli	OLB	6-3	266	9/3/02	2	Southern California	Hawthorne, Calif.	D2-'23
30	Vidal, Kimani	RB	5-8	215	8/28/01	R	Troy	Marietta, Ga.	D6-'24

RESERVE/INJURED

No.	Name	Pos.	Ht.	Wt.	DOB	Exp.	College	Hometown	How Acq.
41	Apple, Eli	CB	6-1	203	9/9/95	9	Ohio State	Philadelphia, Pa.	FA-'24
53	Collins, Chris	OLB	6-5	255	12/14/99	R	Minnesota	Richmond, Va.	FA-'24
87	Fehoko, Simi	WR	6-4	218	11/5/97	4	Stanford	Salt Lake City, Utah	PS (Pit)-'23
32	Gilman, Alohi	S	5-10	201	9/17/97	5	Notre Dame	Laie, Hawaii	D6-'20
24	Maye, Marcus	S	6-0	207	3/9/93	8	Florida	Melbourne, Fla.	W (Mia)-'24
74	McLellan, Tyler	T	6-8	355	7/21/99	R	Campbell	North Charleston, S.C.	FA-'24
89	Reagor, Jalen	WR	5-11	197	1/2/99	4	TCU	Waxahachie, Texas	FA-'24
82	Rice, Brenden	WR	6-3	210	3/18/02	R	Southern California	Chandler, Ariz.	D7a-'24
94	Rumph II, Chris	OLB	6-2	244	10/19/98	4	Duke	Gainesville, Fla.	D4-'21
26	Samuel Jr., Asante	CB	5-10	180	10/3/99	4	Florida State	Fort Lauderdale, Fla.	D2-'21
60	Williams, Bucky	C/G	6-3	300	3/20/00	R	Appalachian State	Ringgold, Ga.	FA-'24

PRACTICE SQUAD

No.	Name	Pos.	Ht.	Wt.	DOB	Exp.	College	Hometown	How Acq.
61	Barnhart, Karsen	G	6-5	316	3/2/01	R	Michigan	Paw Paw, Mich.	FA-'24
35	Bootle, Dicaprio	CB	5-10	180	9/17/97	2	Nebraska	Miami, Fla.	FA-'24
46	Castles, McCallan	TE	6-5	252	12/3/99	R	Tennessee	South Lake Tahoe, Calif.	FA-'24
41	Fitzpatrick, Dez	WR	6-2	208	12/17/97	2	Louisville	Farmington Hills, Mich.	FA-'24
91	Hinton, Christopher	DL	6-4	310	9/14/00	2	Michigan	Johns Creek, Ga.	FA-'22
49	Jackson, Eddie	S	6-0	202	12/10/93	8	Alabama	Lauderdale Lakes, Fla.	FA-'24
51	Jean-Baptiste, Jeremiah	LB	6-2	230	5/31/01	R	Mississippi	Florida City, Fla.	FA-'24
38	Johnson, Emany	S	6-2	218	11/17/00	R	Nevada	Richmond, Calif.	FA-'24
39	Johnson, Jaylen	WR	6-2	194	5/26/00	R	East Carolina	Duluth, Ga.	FA-'24
57	Morris-Brash, Tre'Mon	OLB	6-2	245	9/29/00	R	Central Florida	Richmond, Va.	FA-'24
50	Murphy, Caleb	LB	6-3	254	12/15/99	1	Ferris State	Campbellsburg, Indiana	FA-'24
69	Okoye, CJ	DL	6-6	315	10/20/01	1	-	Abuja, Nigeria	FA (IPP)-'23
34	Patterson, Jaret	RB	5-8	195	12/23/99	2	Buffalo	Glendale, Md.	FA-'23
86	Shenault, Laviska	WR	6-1	224	10/5/98	5	Colorado	DeSoto, Texas	FA-'24
83	Tomlinson, Eric	TE	6-6	265	4/22/92	8	UTEP	Oklahoma City, Okla.	FA-'24
37	Wade, Shaun	CB	6-1	195	9/15/98	4	Ohio State	Jacksonville, Fla.	FA-'24
40	Williamson, Kendall	S	6-0	203	8/24/00	1	Stanford	Snellville, Ga.	FA-'24

2024 LOS ANGELES CHARGERS POSITION ROSTER

QUARTERBACKS (3)

No.	Name	Pos.	Ht.	Wt.	Age	Exp.	College	Hometown	How Acq.
2	Easton Stick	QB	6-1	224	29	6	North Dakota State	Omaha, Neb.	D5-'19
8	Taylor Heinicke	QB	6-1	210	31	7	Old Dominion	Atlanta, Ga.	T (Atl)-'24
10	Justin Herbert	QB	6-6	236	26	5	Oregon	Eugene, Ore.	D1a-'20

RUNNING BACKS (5)

No.	Name	Pos.	Ht.	Wt.	Age	Exp.	College	Hometown	How Acq.
4	Gus Edwards	RB	6-1	238	29	7	Rutgers	Staten Island, N.Y.	UFA (Bal)-'24
27	J.K. Dobbins	RB	5-10	215	26	5	Ohio State	La Grange, Texas	UFA (Bal)-'24
28	Hassan Haskins	RB	6-2	228	25	3	Michigan	St. Louis, Mo.	W (Ten)-'23
30	Kimani Vidal	RB	5-8	215	23	R	Troy	Marietta, Ga.	D6-'24
44	Scott Matlock	FB/DL	6-4	296	24	2	Boise State	Homedale, Idaho	D6-'23

WIDE RECEIVERS (5)

No.	Name	Pos.	Ht.	Wt.	Age	Exp.	College	Hometown	How Acq.
1	Quentin Johnston	WR	6-2	208	23	2	TCU	Temple, Texas	D1-'23
5	Joshua Palmer	WR	6-1	210	25	4	Tennessee	Brampton, Ontario, Canada	D3a-'21
9	DJ Chark Jr.	WR	6-3	200	28	7	Louisiana State	Alexandria, La.	FA-'24
12	Derius Davis	WR	5-8	165	24	2	TCU	St. Francisville, La.	D4-'23
15	Ladd McConkey	WR	6-0	185	23	R	Georgia	Chatsworth, Ga.	D2-'24

TIGHT ENDS (4)

No.	Name	Pos.	Ht.	Wt.	Age	Exp.	College	Hometown	How Acq.
42	Tucker Fisk	TE	6-4	285	25	2	Stanford	Davis, Calif.	FA-'24
81	Will Dissly	TE	6-4	265	28	7	Washington	Bozeman, Mont.	FA-'24
84	Stone Smartt	TE	6-4	226	26	3	Old Dominion	Sacramento, Calif.	FA-'22
88	Hayden Hurst	TE	6-4	245	31	7	South Carolina	Jacksonville, Fla.	FA-'24

OFFENSIVE LINEMEN (10)

No.	Name	Pos.	Ht.	Wt.	Age	Exp.	College	Hometown	How Acq.
62	Sam Mustipher	C	6-3	306	29	5	Notre Dame	Owings Mills, Md.	FA-'24
64	Brenden Jaimes	OL	6-5	300	25	4	Nebraska	Austin, Texas	D5-'21
68	Jamaree Salyer	OL	6-4	325	24	3	Georgia	Atlanta, Ga.	D6a-'22
70	Rashawn Slater	T	6-4	315	25	4	Northwestern	Sugar Land, Texas	D1-'21
71	Jordan McFadden	OL	6-2	303	25	2	Clemson	Spartanburg, S.C.	D5-'23
73	Foster Sarell	T	6-6	322	26	3	Stanford	Tacoma, Wash.	FA-'21
75	Bradley Bozeman	C	6-5	325	30	7	Alabama	Roanoke, Ala.	FA-'24
76	Joe Alt	T	6-8	322	21	R	Notre Dame	North Oaks, Minn.	D1-'24
77	Zion Johnson	G	6-3	316	25	3	Boston College	Bowie, Md.	D1-'22
79	Trey Pipkins III	G/T	6-6	307	28	6	Sioux Falls	Apple Valley, Minn.	D3-'19

DEFENSIVE LINEMEN (6)

No.	Name	Pos.	Ht.	Wt.	Age	Exp.	College	Hometown	How Acq.
44	Scott Matlock	FB/DL	6-4	296	24	2	Boise State	Homedale, Idaho	D6-'23
56	Morgan Fox	DL	6-3	275	30	8	Colorado State-Pueblo	Fountain, Colo.	FA-'22
90	Teair Tart	DL	6-2	315	27	5	Florida International	Philadelphia, Pa.	FA-'24
92	Justin Eboigbe	DL	6-5	292	23	R	Alabama	Forest Park, Ga.	D4-'24
93	Otito Ogbonnia	DL	6-4	320	24	3	UCLA	Houston, Texas	D5-'22
95	Poona Ford	DL	5-11	310	29	7	Texas	Hilton Head, S.C.	UFA (Buf)-'24

LINEBACKERS (6)

No.	Name	Pos.	Ht.	Wt.	Age	Exp.	College	Hometown	How Acq.
0	Daiyan Henley	LB	6-0	225	25	2	Washington State	Los Angeles, Calif.	D3-'23
6	Denzel Perryman	LB	5-11	240	32	10	Miami	Coral Gables, Fla.	UFA (Hou)-'24
25	Junior Colson	LB	6-3	247	22	R	Michigan	Franklin, Tenn.	D3-'24
31	Nick Niemann	LB	6-3	234	27	4	Iowa	Sycamore, Ill.	D6a-'21
43	Troy Dye	LB	6-3	225	28	5	Oregon	Norco, Calif.	UFA (Min)-'24
58	Shaquille Quarterman	LB	6-0	234	27	5	Miami	Orange Park, Fla.	FA-'24

OUTSIDE LINEBACKERS (4)

No.	Name	Pos.	Ht.	Wt.	Age	Exp.	College	Hometown	How Acq.
45	Tuli Tuipulotu	OLB	6-3	266	22	2	Southern California	Hawthorne, Calif.	D2-'23
48	Bud Dupree	OLB	6-4	269	31	10	Kentucky	Macon, Ga.	FA-'24
52	Khalil Mack	OLB	6-3	269	33	11	Buffalo	Fort Pierce, Fla.	T (Chi)-'22
97	Joey Bosa	OLB	6-5	280	29	9	Ohio State	Fort Lauderdale, Fla.	D1-'16

DEFENSIVE BACKS (8)

No.	Name	Pos.	Ht.	Wt.	Age	Exp.	College	Hometown	How Acq.
3	Derwin James Jr.	S	6-2	215	28	7	Florida State	Haines City, Fla.	D1-'18
7	Kristian Fulton	CB	5-11	197	26	5	Louisiana State	New Orleans, La.	UFA (Ten)-'24
20	Cam Hart	CB	6-2	207	24	R	Notre Dame	Baltimore, Md.	D5b-'24
22	Elijah Molden	DB	5-10	192	25	4	Washington	West Linn, Ore.	T (Ten)-'24
23	Tony Jefferson	S	5-11	212	32	10	Oklahoma	Chula Vista, Calif.	FA-'24
29	Tarheeb Still	CB	6-1	196	22	R	Maryland	Sicklerville, N.J.	D5a-'24
33	Deane Leonard	DB	6-0	195	25	3	Mississippi	Calgary, Alberta, Canada	D7a-'22
36	Ja'Sir Taylor	DB	5-10	185	25	3	Wake Forest	Asbury Park, N.J.	D6b-'22

SPECIALISTS (3)

No.	Name	Pos.	Ht.	Wt.	Age	Exp.	College	Hometown	How Acq.
11	Cameron Dicker	K	6-1	216	24	3	Texas	Austin, Texas	FA-'22
16	JK Scott	P	6-5	208	29	6	Alabama	Denver, Colo.	FA-'22
47	Josh Harris	LS	6-1	224	35	13	Auburn	Carrollton, Ga.	UFA (Atl)-'22

*FB/DL Scott Matlock is listed both as a running back and defensive lineman

HOW THE 2024 CHARGERS WERE BUILT

YEAR	NFL DRAFT	FREE AGENCY	TRADE/WAIVERS
2016	OLB Joey Bosa (1)		
2017			
2018	S Derwin James Jr. (1)		
2019	T Trey Pipkins III (3) QB Easton Stick (5)		
2020	QB Justin Herbert (1a)		
2021	OL Brenden Jaimes (5) LB Nick Niemann (6a) WR Joshua Palmer (3a) T Rashawn Slater (1)	T Foster Sarell	
2022	G Zion Johnson (1) DB Deane Leonard (7a) DL Otito Ogbornia (5) OL Jamaree Salyer (6a) DB Ja'Sir Taylor (6b)	K Cameron Dicker DL Morgan Fox LS Josh Harris (UFA-Atl) P JK Scott TE Stone Smartt (UDFA)	OLB Khalil Mack (T-Chi)
2023	WR Derius Davis (4) LB Daiyan Henley (3) WR Quentin Johnston (1) FB/DL Scott Matlock (6) OL Jordan McFadden (5) OLB Tuli Tuipulotu (2)		
2024	T Joe Alt (1) LB Junior Colson (3) DL Justin Eboigbe (4) CB Cam Hart (5b) WR Ladd McConkey (2) CB Tarheeb Still (5a) Kimani Vidal (6)	C Bradley Bozeman WR DJ Chark Jr. TE Will Dissly RB J.K. Dobbins (UFA-Bal) OLB Bud Dupree LB Troy Dye (UFA-Min) RB Gus Edwards (UFA-Bal) TE Tucker Fisk DL Poona Ford (UFA-Buf) CB Kristian Fulton (UFA-Ten) TE Hayden Hurst S Tony Jefferson C Sam Mustipher LB Denzel Perryman (UFA-Hou) LB Shaquille Quarterman DL Teair Tart	RB Hassan Haskins (W-Ten) QB Taylor Heinicke (T-Atl) DB Elijah Molden (T-Ten)

2024 LOS ANGELES CHARGERS COACHES

Head Coach	Jim Harbaugh	Defensive Assistant	Mike Hiestand
Special Teams Coordinator	Ryan Ficken	Wide Receivers	Sanjay Lal
Defensive Coordinator	Jesse Minter	Running Backs	Kiel McDonald
Offensive Coordinator	Greg Roman	Senior Defensive Analyst	Rick Minter
Run Game Coordinator/Tight Ends	Andy Bischoff	Defensive Quality Control	Robert Muschamp
Linebackers	NaVorro Bowman	Safeties	Chris O'Leary
Passing Game Coordinator	Marcus Brady	Defensive Assistant	Dylan Roney
Offensive Quality Control/Wide Receivers	Jeff Carpenter	Offensive Assistant	Phil Serchia
Defensive Backs	Steve Clinkscale	Senior Offensive Assistant	Marc Trestman
Quarterbacks	Shane Day	Assistant Defensive Line	Will Tukuafu
Offensive Line	Mike Devlin	Executive Director of Player Performance	Ben Herbert
Defensive Line	Mike Elston	Head Strength & Conditioning	Jonathan Brooks
Offensive Assistant/Quarterbacks	Jonathan Goodwin	Head Strength & Conditioning	Devin Woodhouse
Assistant Special Teams	Chris Gould	Director of Performance Analytics	Ben Rabe
Assistant Offensive Line	Nick Hardwick	Performance Analyst	Lincoln DeWolf

2024 LOS ANGELES CHARGERS DEPTH CHART

Depth Chart is unofficial and compiled by Chargers Communications

OFFENSE

WR	<u>15</u> Ladd McConkey	—OR—	5	Joshua Palmer	12	Derius Davis
LT	70 Rashawn Slater		73	Foster Sarell		
LG	77 Zion Johnson		71	Jordan McFadden		
C	75 Bradley Bozeman		62	Sam Mustipher	64	Brenden Jaimes
RG	79 Trey Pipkins III		68	Jamaree Salyer		
RT	<u>76</u> Joe Alt		73	Foster Sarell		
TE	81 Will Dissly		84	Stone Smartt	42	Tucker Fisk
					88	Hayden Hurst
WR	1 Quentin Johnston		9	DJ Chark Jr.		
QB	10 Justin Herbert		8	Taylor Heinicke	—OR—	2 Easton Stick
FB	44 Scott Matlock					
RB	27 J.K. Dobbins		4	Gus Edwards	28	Hassan Haskins
					<u>30</u>	<u>Kimani Vidal</u>

DEFENSE

EDGE	52 Khalil Mack		48	Bud Dupree		
DL	56 Morgan Fox		44	Scott Matlock		
DL	95 Poona Ford		90	Teair Tart		
DL	93 Otito Ogbonnia		<u>92</u>	<u>Justin Eboigbe</u>		
EDGE	97 Joey Bosa		45	Tuli Tuipulotu		
LB	6 Denzel Perryman		43	Troy Dye	<u>25</u>	<u>Junior Colson</u>
LB	0 Daiyan Henley		31	Nick Niemann	58	Shaquille Quarterman
CB	7 Kristian Fulton		36	Ja'Sir Taylor	33	Deane Leonard
S	3 Derwin James Jr.		23	Tony Jefferson		
S	22 Elijah Molden		23	Tony Jefferson		
CB	<u>20</u> Cam Hart	—OR—	<u>29</u>	<u>Tarheeb Still</u>		

SPECIALISTS

K	11 Cameron Dicker			
P	16 JK Scott			
KO	11 Cameron Dicker			
H	16 JK Scott			
LS	47 Josh Harris			
KR	12 Derius Davis		<u>15</u>	<u>Ladd McConkey</u>
PR	12 Derius Davis		<u>15</u>	<u>Ladd McConkey</u>

NOTE: Rookies are underlined

2024 LOS ANGELES CHARGERS PRONUNCIATION GUIDE

Justin EBOIGBE ee-BOYG-bee	Sam MUSTIPHER MUST-iff-err	JA'SIR Taylor JAH-sear
SIMI FEHOKO SIM-ee fuh-HO-ko	Nick NIEMANN KNEE-min	TULI TUIPULOTU
ALOHI Gilman uh-LOW-hee	OTITO OGBONNIA oh-TEET-oh oh-BONE-yuh TOO-lee TOO-ee-poo-LOW-too
DAIYAN Henley DAY-on	Jamaree SALYER SAL-yur	Kimani VIDAL VIE-dell
Brenden JAIMES HIGH-miss	Foster SARELL SUH-rell	
ZION Johnson ZEYE-uhn	RASHAWN Slater ruh-SHAWN	
TRE'MON Morris-Brash TRAY-mon	TEAIR Tart TEE-air	

2024 TRANSACTIONS BY DATE

Jan. 9	Signed OLB Brevin Allen, DL Jerrod Clark, RB Elijah Dotson, QB Max Duggan, WR Simi Fehoko, CB Matt Hankins, C Brent Laing, DL CJ Okoye and CB Chris Wilcox to Reserve/Future contracts.	Aug. 22	Signed TE Isaac Rex. Waived DL Micheal Mason.	Sept. 23	Reverted LB Shaquille Quarterman to practice squad.
Jan. 10	Signed RB Jaret Patterson to Reserve/Future contract.	Aug. 27	Placed LB Nick Niemann on Reserve/Injured; Designated for Return. Placed OLB Chris Collins, T Tyler McLellan, OLB Chris Rumph II and C/G Bucky Williams on Reserve/Injured. Released TE Donald Parham Jr., and LB Shaq Quarterman.	Sept. 24	Signed LB Blake Lynch and WR Jalen Reagor to practice squad. Released TE Luke Benson and CB Nehemiah Shelton from practice squad.
Jan. 11	Signed DL Christopher Hinton to Reserve/Future contract.			Sept. 25	Placed S Derwin James Jr., on Reserve/Suspended by Commissioner-Less than One Year.
March 5	Extended exclusive rights tenders to K Cameron Dicker and T Foster Sarell. Released LB Eric Kendricks.			Sept. 26	Signed S Tony Jefferson to active roster. Signed G/T Braeden Daniels to practice squad.
March 8	Re-signed T Foster Sarell.			Sept. 28	Activated Blake Lynch (standard elevation) and C Sam Mustipher (standard elevation) from practice squad.
March 12	Waived T Andrew Trainer and CB Amechi Uzodinma.			Sept. 30	Activated S Derwin James Jr., from Reserve/Suspended by Commissioner-Less than One Year and placed on Exempt/Commissioner Permission. Released S Tony Jefferson. Reverted LB Blake Lynch and C Sam Mustipher to practice squad. Released G/T Braeden Daniels from practice squad.
March 13	Re-signed S Alohi Gilman. Signed TE Will Dissly. Released WR Mike Williams.			Oct. 1	Activated S Derwin James Jr., from Exempt/Commissioner Permission. Signed S Tony Jefferson to practice squad.
March 15	Traded WR Keenan Allen to Chicago for 2024 fourth-round selection.			Oct. 9	Signed CB Nehemiah Shelton to practice squad. Released LB Shaquille Quarterman from practice squad.
March 16	Re-signed QB Easton Stick. Signed RB Gus Edwards, DL Poona Ford and TE Hayden Hurst.	Aug. 28	Claimed RB Hassan Haskins off waivers. Waived S JT Woods. Signed G Karsen Barnhart, TE Luke Benson, OLB Andrew Farmer II, TE Tucker Fisk, CB Matt Hankins, DL Christopher Hinton, LB Jeremiah Jean-Baptiste, WR Cornelius Johnson, WR Jaylen Johnson, CB Robert Kennedy, C Brent Laing, T Alex Leatherwood, LB Shane Lee, OLB Tre'Mon Morris-Brash, DL CJ Okoye, G Willis Patrick, QB Luis Perez, S Jalyn Phillips, TE Isaac Rex, OLB Ty Shelby, RB Isaiah Spiller, CB Zamari Walton and WR Isaiah Wooden.	Oct. 12	Activated LB Nick Niemann from Reserve/Injured; Designated for Return. Signed S Tony Jefferson to active roster. Placed RB Gus Edwards and CB Asante Samuel Jr., on Reserve/Injured. Activated CB Dicaprio Bootle (standard elevation) from practice squad.
March 18	Signed C Bradley Bozeman and LB Troy Dye.			Oct. 14	Reverted CB Dicaprio Bottle to practice squad.
March 19	Signed LB Denzel Perryman.	Aug. 29	Traded 2026 seventh-round selection to Tennessee for DB Elijah Molden. Traded conditional 2025 seventh-round selection (from Minnesota) to Atlanta for QB Taylor Heinicke. Released S Tony Jefferson. Waived RB Jaret Patterson. Signed TE Eric Tomlinson to practice squad. Released CB Robert Kennedy from practice squad.	Oct. 15	Signed CB Eli Apple and TE McCallan Castles to practice squad. Released LB Blake Lynch from practice squad.
March 28	Signed CB Kristian Fulton.			Oct. 16	Designated WR DJ Chark Jr., for return from Reserve/Injured.
April 2	Signed FB/TE Ben Mason. Re-signed K Cameron Dicker.	Aug. 30	Signed K Cameron Dicker to contract extension. Signed S Tony Jefferson to practice squad.	Oct. 19	Released S Tony Jefferson. Released CB Nehemiah Shelton from practice squad.
April 18	Signed RB J.K. Dobbins.	Sept. 2	Signed RB Jaret Patterson to practice squad. Released RB Isaiah Spiller from practice squad.	Oct. 21	Signed CB Dicaprio Bootle and CB Shaun Wade to active roster. Placed DB Deane Leonard on Reserve/Injured. Signed S Tony Jefferson to practice squad. Activated C Sam Mustipher (standard elevation) and WR Jalen Reagor (standard elevation) from practice squad.
May 6	Signed WR DJ Chark.	Sept. 3	Signed WR Dez Fitzpatrick and CB Shaun Wade to practice squad. Released OLB Andrew Farmer II and WR Cornelius Johnson from practice squad.	Oct. 22	Waived CB Shaun Wade. Reverted C Sam Mustipher and WR Jalen Reagor to practice squad.
May 10	Signed G Karsen Barnhart, QB Casey Bauman, TE Luke Benson, LB Junior Colson, S Akeem Dent, WR Jaelen Gill, S Thomas Harper, CB Cam Hart, TE Zach Heins, OLB Savion Jackson, LB Jeremiah Jean-Baptiste, WR Cornelius Johnson, WR Jaylen Johnson, WR Leon Johnson, CB Robert Kennedy, LB Shane Lee, DL Micheal Mason, T Tyler McLellan, OLB Tre'Mon Morris-Brash, G Willis Patrick, S Jalyn Phillips, WR Brenden Rice, T Tyler Smith, CB Tarheeb Still, RB Kimani Vidal, CB Zamari Walton and C/G Bucky Williams.	Sept. 7	Signed TE Eric Tomlinson to active roster. Placed WR DJ Chark Jr., on Reserve/Injured. Activated LB Shaquille Quarterman (standard elevation) from practice squad. Released CB Matt Hankins from practice squad with injury settlement.	Oct. 24	Signed CB Shaun Wade to practice squad.
May 13	Signed OLB Bud Dupree.	Sept. 9	Reverted LB Shaquille Quarterman to practice squad. Signed CB Nehemiah Shelton to practice squad.	Oct. 26	Activated WR Jaylen Johnson (standard elevation) and WR Jalen Reagor (standard elevation) from practice squad.
May 14	Signed OLB Chris Collins. Waived OLB Brevin Allen.	Sept. 11	Signed CB Dicaprio Bootle to practice squad.	Oct. 28	Reverted WR Jaylen Johnson and WR Jalen Reagor to practice squad.
May 16	Signed DL Justin Eboigbe.	Sept. 14	Activated S Tony Jefferson (standard elevation) and LB Shaquille Quarterman (standard elevation) from practice squad.	Oct. 30	Signed C Sam Mustipher to active roster. Signed LB Caleb Murphy and S Kendall Williamson to practice squad.
May 23	Waived T Tyler Smith.	Sept. 16	Reverted S Tony Jefferson and LB Shaquille Quarterman to practice squad.	Nov. 2	Activated WR DJ Chark Jr., from Reserve/Injured; Designated for Return. Placed WR Brenden Rice on Reserve/Injured. Activated CB Eli Apple (standard elevation) and WR Jalen Regor (standard elevation) from practice squad.
May 29	Signed T Alex Leatherwood.	Sept. 21	Activated LB Shaquille Quarterman (standard elevation) from practice squad.		
June 5	Released C Corey Linsley.				
June 14	Signed S Tony Jefferson and WR Praise Olatoke.				
June 20	Signed WR Ladd McConkey.				
July 17	Declared Non-Football Illness for LB Junior Colson.				
July 30	Remove LB Junior Colson from Active/Non-Football Illness.				
Aug. 6	Waived OLB Savion Jackson.				
Aug. 7	Signed QB Luis Perez.				
Aug. 12	Signed WR Isaiah Wooden. Waived QB Casey Bauman and WR Praise Olatoke.				
Aug. 13	Signed OLB Savion Jackson and LB Shaq Quarterman. Waived CB Chris Wilcox. Waived/Injured FB/TE Ben Mason.				
Aug. 14	Signed TE Tucker Fisk.				
Aug. 16	Signed DL Teair Tart. Waived S Jalyn Phillips.				
Aug. 19	Signed LB Frank Ginda and S Jalyn Phillips. Waived QB Max Duggan and WR Leon Johnson.				

2024 TRANSACTIONS BY DATE

Nov. 4	Reverted CB Eli Apple and WR Jalen Reagor to practice squad.	Nov. 25	Activated DB Deane Leonard from Reserve/Injured; Designated for Return. Placed TE Hayden Hurst on Reserve/Injured. Signed CB Eli Apple to active roster. Waived S AJ Finley. Activated S Tony Jefferson (standard elevation) and OLB Caleb Murphy (standard elevation) from practice squad.	Dec. 10	Signed WR Dez Fitzpatrick to practice squad. Released T Alex Leatherwood from practice squad.
Nov. 5	Released TE Eric Tomlinson.			Dec. 14	Placed WR Jalen Reagor on Reserve/Injured. Activated WR Laviska Shenault (standard elevation) and TE Eric Tomlinson (standard elevation) from practice squad.
Nov. 6	Signed WR Jalen Reagor to active roster. Designated RB Gus Edwards for return from Reserve/Injured. Placed LB Junior Colson and WR Simi Fehoko on Reserve/Injured. Signed LB Shaquille Quarterman and TE Eric Tomlinson to practice squad. Released TE McCallan Castles from practice squad.	Nov. 26	Reverted S Tony Jefferson and OLB Caleb Murphy to practice squad. Signed TE McCallan Castles to practice squad.	Dec. 17	Designated TE Hayden Hurst for return from Reserve/Injured.
Nov. 9	Activated RB Gus Edwards from Reserve/Injured; Designated for Return. Signed TE Tucker Fisk to active roster. Activated CB Eli Apple (standard elevation) and OLB Caleb Murphy (standard elevation) from practice squad. Signed TE McCallan Castles to practice squad.	Nov. 27	Claimed S Marcus Maye off waivers. Placed CB Eli Apple on Reserve/Injured.	Dec. 19	Activated TE Hayden Hurst from Reserve/Injured; Designated for Return. Activated CB Dicaprio Bootle (standard elevation) and S Kendall Williamson (standard elevation) from practice squad.
Nov. 11	Reverted CB Eli Apple and OLB Caleb Murphy to practice squad.	Nov. 30	Placed RB J.K. Dobbins and S Alohi Gilman on Reserve/Injured. Signed S Tony Jefferson to active roster. Activated CB Dicaprio Bootle (standard elevation) and LB Jeremiah Jean-Baptiste (standard elevation) from practice squad.	Dec. 20	Reverted CB Dicaprio Bootle and S Kendall Williamson to practice squad.
Nov. 15	Reverted CB Eli Apple and OLB Caleb Murphy to practice squad.	Dec. 2	Reverted CB Dicaprio Bootle and LB Jeremiah Jean-Baptiste to practice squad.	Dec. 23	Designated RB J.K. Dobbins for return from Reserve/Injured. Placed S Marcus Maye on Reserve/Injured. Signed S Eddie Jackson to practice squad. Released RB John Kelly from practice squad.
Nov. 16	Signed LB Shaquille Quarterman to active roster. Waived CB Dicaprio Bootle. Activated CB Eli Apple (standard elevation) and OLB Caleb Murphy (standard elevation) from practice squad.	Dec. 3	Signed RB John Kelly to practice squad.	Dec. 27	Activated RB J.K. Dobbins from Reserve/Injured; Designated for Return. Activated S Eddie Jackson (standard elevation) and S Kendall Williamson (standard elevation) from practice squad.
Nov. 18	Reverted CB Eli Apple and OLB Caleb Murphy to practice squad.	Dec. 4	Designated LB Junior Colson for return from Reserve/Injured.	Dec. 30	Reverted S Eddie Jackson and S Kendall Williamson to practice squad.
Nov. 19	Signed CB Dicaprio Bootle to practice squad.	Dec. 5	Signed WR Laviska Shenault to practice squad. Released WR Dez Fitzpatrick from practice squad.		
Nov. 20	Signed S Emany Johnson to practice squad. Released TE McCallan Castles from practice squad.	Dec. 7	Activated LB Junior Colson from Reserve/Injured; Designated for Return. Activated RB Jaret Patterson (standard elevation) and S Kendall Williamson (standard elevation) from practice squad.		
		Dec. 9	Reverted RB Jaret Patterson and S Kendall Williamson to practice squad.		

2024 TRANSACTIONS BY PLAYER

Allen, Brevin — OLB

Jan. 9 Signed to Reserve/Future contract
May 14 Waived

Allen, Keenan — WR

March 15 Traded to Chicago

Alt, Joe — T

June 11 Signed

Apple, Eli — CB

Oct. 15 Signed to practice squad
Nov. 2 Activated from practice squad (standard elevation)
Nov. 4 Reverted to practice squad
Nov. 9 Activated from practice squad (standard elevation)
Nov. 11 Reverted to practice squad
Nov. 16 Activated from practice squad (standard elevation)
Nov. 18 Reverted to practice squad
Nov. 25 Signed to active roster
Nov. 27 Placed on Reserve/Injured

Barnhart, Karsen — G

May 10 Signed
Aug. 27 Waived
Aug. 28 Signed to practice squad

Bauman, Casey — QB

May 10 Signed
Aug. 12 Waived

Benson, Luke — TE

May 10 Signed
Aug. 27 Waived
Aug. 28 Signed to practice squad
Sept. 24 Released from practice squad

Bootle, Dicaprio — CB

Sept. 11 Signed to practice squad
Oct. 12 Activated from practice squad (standard elevation)
Oct. 14 Reverted to practice squad
Oct. 21 Signed to active roster
Nov. 16 Waived
Nov. 19 Signed to practice squad
Nov. 27 Activated from practice squad (standard elevation)
Dec. 2 Reverted to practice squad
Dec. 19 Activated from practice squad (standard elevation)
Dec. 20 Reverted to practice squad

Bozeman, Bradley — C

March 18 Signed

Castles, McCallan — TE

Oct. 15 Signed to practice squad
Nov. 6 Released from practice squad
Nov. 9 Signed to practice squad
Nov. 20 Released from practice squad
Nov. 26 Signed to practice squad

Chark Jr., DJ — WR

May 16 Signed
Sept. 7 Placed on Reserve/Injured
Oct. 16 Designated for return from Reserve/Injured
Nov. 2 Activated from Reserve/Injured; Designated for Return

Clark, Jerrod — DL

Jan. 9 Signed to Reserve/Future contract
Aug. 27 Waived

Collins, Chris — OLB

May 14 Signed
Aug. 27 Placed on Reserve/Injured

Colson, Junior — LB

May 10 Signed
July 17 Declared Non-Football Illness
July 30 Passed Physical
Nov. 6 Placed on Reserve/Injured
Dec. 4 Designated for return from Reserve/Injured
Dec. 7 Activated from Reserve/Injured; Designated for Return

Daniels, Braeden — G/T

Sept. 26 Signed to practice squad
Sept. 30 Released from practice squad

Dent, Akeem — S

May 10 Signed
Aug. 27 Waived

Dicker, Cameron — K

March 5 Extended exclusive rights tender
April 2 Re-signed
Aug. 30 Signed contract extension

Dobbins, J.K. — RB

April 18 Signed
Nov. 30 Placed on Reserve/Injured
Dec. 23 Designated for return from Reserve/Injured
Dec. 27 Activated from Reserve/Injured; Designated for Return

Dotson, Elijah — RB

Jan. 9 Signed to Reserve/Future contract
Aug. 27 Waived

Duggan, Max — QB

Jan. 9 Signed to Reserve/Future contract
Aug. 19 Waived

Dupree, Bud — OLB

May 13 Signed

Dye, Troy — LB

March 18 Signed

Eboigbe, Justin — DL

May 16 Signed

Edwards, Gus — RB

March 16 Signed
Oct. 12 Placed on Reserve/Injured
Nov. 6 Designated for return from Reserve/Injured
Nov. 9 Activated from Reserve/Injured; Designated for Return

Farmer II, Andrew — OLB

Aug. 27 Waived
Aug. 28 Signed to practice squad
Sept. 3 Released from practice squad

Fehoko, Simi — WR

Jan. 9 Signed to Reserve/Future contract
Nov. 6 Placed on Reserve/Injured

Finley, AJ — S

Nov. 25 Waived

Fisk, Tucker — TE

Aug. 14 Signed
Aug. 27 Waived
Aug. 28 Signed to practice squad
Nov. 9 Signed to active roster

Fitzpatrick, Dez — WR

Sept. 3 Signed to practice squad
Dec. 5 Released from practice squad
Dec. 10 Signed to practice squad

Ford, Poona — DL

March 16 Signed

Fulton, Kristian — CB

April 2 Signed

Gill, Jaelen — WR

May 10 Signed
Aug. 27 Waived

Gilman, Alohi — S

March 13 Re-signed
Nov. 30 Placed on Reserve/Injured

Ginda, Frank — LB

Aug. 19 Signed
Aug. 27 Waived

Hankins, Matt — CB

Jan. 9 Signed to Reserve/Future contract
Aug. 27 Waived
Aug. 28 Signed to practice squad
Sept. 7 Released from practice squad with injury settlement

Harper, Thomas — S

May 10 Signed
Aug. 27 Waived

Hart, Cam — CB

May 10 Signed

Haskins, Hassan — RB

Aug. 28 Claimed off Waivers

Heinicke, Taylor — QB

Aug. 29 Traded for from Atlanta

Heins, Zach — TE

May 10 Signed
Aug. 27 Waived

Hinton, Christopher — DL

Jan. 11 Signed to Reserve/Future contract
Aug. 27 Waived
Aug. 28 Signed to practice squad

Hurst, Hayden — TE

March 16 Signed
Nov. 25 Placed on Reserve/Injured
Dec. 17 Designated for return from Reserve/Injured
Dec. 19 Activated from Reserve/Injured; Designated for Return

Jackson, Eddie — S

Dec. 23 Signed to practice squad
Dec. 27 Activated from practice squad (standard elevation)
Dec. 30 Reverted to practice squad

Jackson, Savion — OLB

May 10 Signed
Aug. 6 Waived
Aug. 13 Signed
Aug. 27 Waived

James Jr., Derwin — S

Sept. 25 Placed on Reserve/Suspended By Commissioner-Less than One Year
Sept. 30 Suspension lifted and granted exempt status
Oct. 1 Activated from exempt status

Jean-Baptiste, Jeremiah — LB

May 10 Signed
Aug. 27 Waived
Aug. 28 Signed to practice squad
Nov. 27 Activated from practice squad (standard elevation)
Dec. 2 Reverted to practice squad

Jefferson, Tony — S

June 14 Signed
Aug. 29 Released
Aug. 30 Signed to practice squad
Sept. 14 Activated from practice squad (standard elevation)

Sept. 16 Reverted to practice squad

Sept. 26 Signed to active roster

Sept. 30 Released

Oct. 1 Signed to practice squad

Oct. 12 Signed to active roster

Oct. 19 Released

Oct. 21 Signed to practice squad

Nov. 25 Activated from practice squad (standard elevation)

Nov. 26 Reverted to practice squad

Nov. 30 Signed to active roster

Johnson, Cornelius — WR

May 10 Signed
Aug. 27 Waived
Aug. 28 Signed to practice squad
Sept. 3 Released from practice squad

Johnson, Emamy — S

Nov. 20 Signed to practice squad

Johnson, Jaylen — WR

May 10 Signed
Aug. 27 Waived
Aug. 28 Signed to practice squad
Oct. 26 Activated from practice squad (standard elevation)
Oct. 28 Reverted to practice squad

2024 TRANSACTIONS BY PLAYER

Johnson, Leon — WR

May 10 Signed
Aug. 19 Waived

Kelly, John — RB

Dec. 3 Signed to practice squad
Dec. 23 Released from practice squad

Kendricks, Eric — LB

March 5 Released

Kennedy, Robert — CB

May 10 Signed
Aug. 27 Waived
Aug. 28 Signed to practice squad
Aug. 29 Released from practice squad

Laing, Brent — C

Jan. 9 Signed to Reserve/Future contract
Aug. 27 Waived

Leatherwood, Alex — T

May 29 Signed
Aug. 27 Waived
Aug. 28 Signed to practice squad
Dec. 10 Released from practice squad

Lee, Shane — LB

May 10 Signed
Aug. 27 Waived

Leonard, Deane — DB

Oct. 21 Placed on Reserve/Injured
Nov. 15 Designated for return from Reserve/
Injured
Nov. 25 Activated from Reserve/Injured;
Designated for Return

Linsley, Corey — C

June 5 Released

Lynch, Blake — LB

Sept. 24 Signed to practice squad
Sept. 28 Activated from practice squad
(standard elevation)
Sept. 30 Reverted to practice squad
Oct. 15 Released from practice squad

Mason, Ben — FB/TE

April 2 Signed
Aug. 13 Waived/Injured

Mason, Micheal — DL

May 10 Signed
Aug. 22 Waived

Maye, Marcus — S

Nov. 27 Claimed off Waivers
Dec. 23 Placed on Reserve/Injured

McConkey, Ladd — WR

June 20 Signed

McLellan, Tyler — T

May 10 Signed
Aug. 27 Placed on Reserve/Injured

Molden, Elijah — DB

Aug. 29 Traded for from Tennessee

Morris-Brash, Tre'Mon — OLB

May 10 Signed
Aug. 27 Waived
Aug. 28 Signed to practice squad

Murphy, Caleb — OLB

Oct. 30 Signed to practice squad
Nov. 9 Activated from practice squad
(standard elevation)
Nov. 11 Reverted to practice squad
Nov. 16 Activated from practice squad
(standard elevation)
Nov. 18 Reverted to practice squad
Nov. 25 Activated from practice squad
(standard elevation)
Nov. 26 Reverted to practice squad

Mustipher, Sam — C

Aug. 28 Signed to practice squad
Sept. 28 Activated from practice squad
(standard elevation)
Sept. 30 Reverted to practice squad
Oct. 21 Activated from practice squad
(standard elevation)
Oct. 22 Reverted to practice squad
Oct. 30 Signed to active roster

Niemann, Nick — LB

Aug. 27 Placed on Reserve/Injured and
Designated for return from Reserve/
Injured
Oct. 12 Activated from Reserve/Injured;
Designated for Return

Okoye, CJ — DL

Jan. 9 Signed to Reserve/Future contract
Aug. 27 Waived
Aug. 28 Signed to practice squad

Olatoko, Praise — WR

June 14 Signed
Aug. 12 Waived

Parham Jr., Donald — TE

Aug. 27 Released

Patrick, Willis — G

May 10 Signed
Aug. 27 Waived

Patterson, Jaret — RB

Jan. 10 Signed to Reserve/Future contract
Aug. 29 Waived
Sept. 2 Signed to practice squad
Dec. 7 Activated from practice squad
(standard elevation)
Dec. 9 Reverted to practice squad

Perez, Luis — QB

Aug. 7 Signed
Aug. 27 Waived

Perryman, Denzel — LB

March 19 Signed

Phillips, Jalyn — S

May 10 Signed
Aug. 16 Waived
Aug. 19 Signed
Aug. 27 Waived

Quarterman, Shaquille — LB

Aug. 13 Signed
Aug. 27 Waived
Aug. 28 Signed to practice squad
Sept. 7 Activated from practice squad
(standard elevation)
Sept. 9 Reverted to practice squad
Sept. 14 Activated from practice squad
(standard elevation)
Sept. 16 Reverted to practice squad
Sept. 21 Activated from practice squad
(standard elevation)
Sept. 23 Reverted to practice squad
Oct. 9 Released from practice squad
Nov. 6 Signed to practice squad
Nov. 16 Signed to active roster

2024 TRANSACTIONS BY PLAYER

Reagor, Jalen — WR

Sept. 24 Signed to practice squad
 Oct. 21 Activated from practice squad (standard elevation)
 Oct. 22 Reverted to practice squad
 Oct. 26 Activated from practice squad (standard elevation)
 Oct. 28 Reverted to practice squad
 Nov. 2 Activated from practice squad (standard elevation)
 Nov. 4 Reverted to practice squad
 Nov. 6 Signed to active roster
 Dec. 14 Placed on Reserve/Injured

Rex, Isaac — TE

Aug. 22 Signed
 Aug. 27 Waived

Rice, Brenden — WR

May 10 Signed
 Nov. 2 Placed on Reserve/Injured

Rumph II, Chris — OLB

Aug. 27 Placed on Reserve/Injured

Samuel Jr., Asante — CB

Oct. 12 Placed on Reserve/Injured

Sarell, Foster — T

March 5 Extended exclusive rights tender
 March 8 Re-signed

Shelby, Ty — OLB

Aug. 27 Waived

Shelton, Nehemiah — CB

Sept. 9 Signed to practice squad
 Sept. 24 Released from practice squad
 Oct. 9 Signed to practice squad
 Oct. 19 Released from practice squad

Shenault, Laviska — WR

Dec. 5 Signed to practice squad
 Dec. 14 Activated from practice squad (standard elevation)
 Dec. 16 Reverted to practice squad

Smith, Tyler — T

May 10 Signed
 May 23 Waived

Spiller, Isaiah — RB

Aug. 27 Waived
 Aug. 28 Signed to practice squad
 Sept. 2 Released from practice squad

Stick, Easton — QB

March 16 Signed

Still, Tarheeb — CB

May 10 Signed

Tart, Teair — DL

Aug. 16 Signed

Tomlinson, Eric — TE

Aug. 29 Signed to practice squad
 Sept. 7 Signed to active roster
 Nov. 5 Released
 Nov. 6 Signed to practice squad
 Dec. 14 Activated from practice squad (standard elevation)
 Dec. 16 Reverted to practice squad

Trainer, Andrew — T

March 12 Waived

Uzodinma, Amechi — CB

March 12 Waived

Vidal, Kimani — RB

May 10 Signed

Wade, Shaun — CB

Sept. 3 Signed to practice squad
 Oct. 21 Signed to active roster
 Oct. 22 Waived
 Oct. 24 Signed to practice squad

Walton, Zamari — CB

May 10 Signed
 Aug. 27 Waived

Wilcox, Chris — CB

Jan. 9 Signed to Reserve/Future contract
 Aug. 13 Waived

Williams, Bucky — C/G

May 10 Signed
 Aug. 27 Placed on Reserve/Injured

Williams, Mike — WR

March 13 Released

Williamson, Kendall — S

Oct. 30 Signed to practice squad
 Dec. 7 Activated from practice squad (standard elevation)
 Dec. 9 Reverted to practice squad
 Dec. 19 Activated from practice squad (standard elevation)
 Dec. 20 Reverted to practice squad
 Dec. 27 Activated from practice squad (standard elevation)
 Dec. 30 Reverted to practice squad

Wooden, Isaiah — WR

Aug. 12 Signed
 Aug. 27 Waived

Woods, JT — S

Aug. 28 Waived

MEDIA INFORMATION



SoFi Stadium

SEATING MAP



CHARGERS.COM

GAME-DAY MEDIA PARKING: Media attending Chargers home games have been assigned reserved areas to park at SoFi Stadium. All parking will be distributed electronically. As a reminder, parking is limited and is being provided as a courtesy.

MEDIA ENTRANCE: All credentialed media must enter through southeast media gate between entries 10 & 11 near Media Will Call and are subject to search procedures. Please be prepared to open all cases and bags for inspection by SoFi Stadium security personnel. All items will be inspected and tagged for security purposes. Please make sure bags are identifiable and limit carry-in items to only what is necessary. Please remove any security tags from prior games.

PRESS WILL CALL
Press Will Call is located at the southeast media gate between entries 10 & 11.

PRESS BOX
Media can access the press box by entering SoFi Stadium through the southeast media gate. Once on the concourse, turn left and walk along the concourse around the South end zone until reaching elevators in the southwest corner of the stadium. Take the elevators up to level 7 to access the press box.

CHARGERS MEDIA SITE
[Chargers.com/media](https://chargers.com/media) is available to assist media with coverage leading up to each game of the 2024 season. The media site contains digital copies of all press materials. Credential requests on the site must be submitted by the sports director, sports editor or photo editor to be considered.

CHARGERS GAME RELEASE
Stats and notes in Los Angeles Chargers Game Releases are found utilizing a variety of sources, including STATS LLC, Sportradar, Stathead and the Elias Sports Bureau.

LOS ANGELES CHARGERS COMMUNICATIONS CONTACTS

NAME	TITLE	EMAIL
Josh Rupprecht	Senior Vice President, Communications & Brand Messaging	Josh.Rupprecht@Chargers.NFL.com
Jennifer Rojas	Vice President, Marketing Communications & Alumni Affairs	Jennifer.Rojas@Chargers.NFL.com
Lauren Georgeson	Senior Manager, Corporate Marketing & Communications	Lauren.Georgeson@Chargers.NFL.com
Brock Anderson	Senior Manager, Football Communications	Brock.Anderson@Chargers.NFL.com
Leonie Strehl	Senior Coordinator, Marketing Communications & Alumni Affairs	Leonie.Strehl@Chargers.NFL.com
Ricky Martinez	Coordinator, Football Communications	Ricky.Martinez@Chargers.NFL.com

***SUPPLEMENTAL
STATS***

ALL-TIME SERIES HISTORY

Franchise	REGULAR SEASON						POSTSEASON					PRESEASON		
	W	L	T	Pct.	PF	PA	W	L	Pct.	PF	PA	W	L	T
Arizona Cardinals ¹	11	5	0	.688	407	318	0	0	—			14	11	0
Atlanta Falcons	5	8	0	.385	187	260	0	0	—			4	2	0
Baltimore Ravens	5	10	0	.333	275	337	1	0	1.000	23	17	0	0	0
Buffalo Bills	24	12	2	.667	938	660	1	2	.333	27	57	0	1	0
Carolina Panthers	2	6	0	.250	135	171	0	0	—			0	0	0
Chicago Bears	7	7	0	.500	279	233	0	0	—			4	3	0
Cincinnati Bengals	23	14	0	.622	905	805	1	1	.500	34	37	0	0	0
Cleveland Browns ²	20	9	1	.683	727	582	0	0	—			1	0	1
Dallas Cowboys	5	8	0	.385	295	296	0	0	—			9	8	0
Denver Broncos	57	72	1	.442	2,789	2,764	0	1	.000	17	24	5	2	0
Detroit Lions	7	6	0	.538	292	304	0	0	—			0	1	0
Green Bay Packers	2	11	0	.154	232	376	0	0	—			2	1	1
Houston Texans	6	3	0	.667	247	192	0	0	—			1	0	0
Indianapolis Colts ³	18	10	0	.643	666	476	2	1	.667	71	76	2	2	0
Jacksonville Jaguars	9	4	0	.692	385	255	0	0	—			0	0	0
Kansas City Chiefs ⁴	57	71	1	.445	2,624	2,880	1	0	1.000	17	0	5	2	0
Las Vegas Raiders ⁵	59	68	2	.465	2,823	2,856	0	1	.000	27	34	7	7	0
Los Angeles Rams ⁶	6	7	0	.462	344	335	0	0	—			20	19	0
Miami Dolphins	15	18	0	.455	753	738	2	2	.500	76	124	3	1	0
Minnesota Vikings	7	8	0	.467	358	369	0	0	—			3	11	1
New England Patriots ⁷	16	24	2	.400	817	983	1	3	.250	112	96	5	2	0
New Orleans Saints	8	6	0	.571	367	272	0	0	—			4	6	0
New York Giants	8	5	0	.615	356	302	0	0	—			5	3	0
New York Jets ⁸	24	12	1	.667	1,057	739	0	2	.000	31	37	4	2	1
Philadelphia Eagles	8	5	0	.615	262	266	0	0	—			3	1	0
Pittsburgh Steelers	9	24	0	.273	626	854	2	1	.667	72	76	1	2	0
San Francisco 49ers	8	7	0	.533	339	396	0	1	.000	26	49	22	27	0
Seattle Seahawks	25	27	0	.481	1,090	1,103	0	0	—			5	13	0
Tampa Bay Buccaneers	8	5	0	.615	348	290	0	0	—			0	0	0
Tennessee Titans ⁹	29	16	1	.644	1,176	1,002	1	3	.250	50	57	7	3	0
Washington Commanders ¹⁰	5	7	0	.417	259	284	0	0	—			1	0	0
ALL-TIME TOTALS	493	495	11	.499	22,358	21,697	12	18	.400	583	684	137	127	4

Note: Prior to 1972, tie games were not included in winning percentage.

1—Known as St. Louis Cardinals (1960-87) and Phoenix Cardinals (1988-93)

2—Did not play from 1996-98 after relocation to Baltimore, but rejoined as an expansion franchise in 1999

3—Known as Baltimore Colts (1960-83)

4—Known as Dallas Texans (1960-62)

5—Known as Los Angeles Rams (1960-94 and 2016-present) and St. Louis Rams (1995-2015)

6—Known as Boston Patriots (1960-70)

7—Known as Titans of New York (1960-62)

8—Known as Oakland Raiders (1960-81 and 1995-2019) and Los Angeles Raiders (1982-94)

9—Known as Houston Oilers (1960-96) and Tennessee Oilers (1997-98)

10—Known as Washington Redskins (1960-2019) and Washington Football Team (2020-21)

THE LAST TIME . . .

Regular season in regular font | Postseason in italics

RUSHING

200 Yards Rushing, Individual

CHARGERS — LaDainian Tomlinson, Dec. 28, 2003 vs. Oakland (243 yards)
OPPONENT — Adrian Peterson, Nov. 4, 2007 at Minnesota (296 yards)
CHARGERS — *Keith Lincoln, AFL Championship,*
Jan. 5, 1964 vs. Boston (206 yards)
OPPONENT — *Never*

100 Yards Rushing, Individual

CHARGERS — **J.K. Dobbins, Sept. 15, 2024 at Carolina (131 yards)**
OPPONENT — **Bucky Irving, Dec. 15, 2024 vs. Tampa Bay (117 yards)**
CHARGERS — *Darren Sproles, AFC Wild Card,*
Jan. 3, 2009 vs. Indianapolis (105 yards)
OPPONENT — *Sony Michel, AFC Divisional,*
Jan. 13, 2019 at New England (129 yards)

100 Yards Rushing, One Half, Individual

CHARGERS — **J.K. Dobbins, Sept. 8, 2024 vs. Las Vegas (131 yards in second half)**
OPPONENT — Daivid Montgomery, Nov 12, 2023 vs. Detroit (102 yards in first half)
CHARGERS — *Keith Lincoln, AFL Championship,*
Jan. 5, 1964 vs. Boston (176 yards in first half)
OPPONENT — *Sony Michel, AFC Divisional,*
Jan. 13, 2019 at New England (105 yards in first half)

Two 100-Yard Rushers

CHARGERS — Darren Sproles (122 yards) and LaDainian Tomlinson (116 yards) Dec. 16, 2007, vs. Detroit
OPPONENT — Frank Gore (158 yards) and Colin Kaepernick (151 yards), Dec. 20, 2014 at San Francisco
CHARGERS — *Never*
OPPONENT — *Never*

Four Touchdowns Rushing, Individual

CHARGERS — LaDainian Tomlinson, Oct. 14, 2007 vs. Oak. (3, 27, 13, 41 yards)
OPPONENT — *Never*
CHARGERS — *Never*
OPPONENT — *Never*

Three Touchdowns Rushing, Individual

CHARGERS — Melvin Gordon, Oct. 15, 2018, at Cleveland (4, 10, 11 yards)
OPPONENT — Darrel Young, Nov. 3, 2013 at Washington (1, 1, 4 yards)
CHARGERS — *Never*
OPPONENT — *Sony Michel, AFC Divisional,*
Jan. 13, 2019 at New England (1, 14, 5 yards)

Two Touchdowns Rushing, Individual

CHARGERS — **Gus Edwards, Dec. 19, 2024 vs. Denver (1, 5 yards)**
OPPONENT — Josh Allen, Dec. 23, 2023 vs. Buffalo (2, 1 yard)
CHARGERS — *Darren Sproles, AFC Wild Card,*
Jan. 3, 2009 vs. Indianapolis (9, 22 yards)
OPPONENT — *Sony Michel, AFC Divisional,*
Jan. 13, 2019 at New England (1, 14, 5 yards)

PASSING

500 Yards Passing, Individual

CHARGERS — Philip Rivers, Oct. 18, 2015 at Green Bay (503 yards)
OPPONENT — *Never*
CHARGERS — *Never*
OPPONENT — *Never*

400 Yards Passing, Individual

CHARGERS — Justin Herbert, Sept. 24, 2023 at Minnesota (405 yards)
OPPONENT — Patrick Mahomes, Oct. 22, 2023 at Kansas City (424 yards)
CHARGERS — *Dan Fouts, AFC Divisional,*
Jan. 2, 1982 at Miami (433 yards)
OPPONENT — *Peyton Manning, AFC Divisional,*
Jan. 13, 2008 at Indianapolis (402 yards)

300 Yards Passing, Individual

CHARGERS — Justin Herbert, Oct. 21, 2024 at Arizona (349 yards)
OPPONENT — **Joe Burrow, Nov. 17, 2024 vs. Cincinnati (356 yards)**
CHARGERS — *Philip Rivers, AFC Divisional,*
Jan. 13, 2019 at New England (331 yards)
OPPONENT — *Tom Brady, AFC Divisional,*
Jan. 13, 2019 at New England (343 yards)

Six Touchdown Passes, Individual

CHARGERS — Dan Fouts, Nov. 22, 1981 at Oakland (12, 15, 29, 4, 5, 6 yards)
OPPONENT — *Never*
CHARGERS — *Never*
OPPONENT — *Never*

Five Touchdown Passes, Individual

CHARGERS — Drew Brees, Oct. 31, 2004 vs. Oakland (17, 13, 23, 5, 1 yards)
OPPONENT — Tom Brady, Oct. 4, 2020 at Tampa Bay (3, 6, 28, 19, 9 yards)
CHARGERS — *Never*
OPPONENT — *Never*

Four Touchdown Passes, Individual

CHARGERS — Justin Herbert, Nov. 12, 2023 vs. Detroit (29, 18, 1, 38 yards)
OPPONENT — **Baker Mayfield, Dec. 15, 2024 vs. Tampa Bay (26, 57, 35, 11 yards)**
CHARGERS — *Never*
OPPONENT — *Don Strock, AFC Divisional,*
Jan. 2, 1982 at Miami (1, 40, 15, 50 yards)

Three Touchdown Passes, Individual

CHARGERS — **Justin Herbert, Dec. 28, 2024 at New England (23, 6, 40 yards)**
OPPONENT — **Baker Mayfield, Dec. 15, 2024 vs. Tampa Bay (26, 57, 35, 11 yards)**
CHARGERS — *Philip Rivers, AFC Divisional,*
Jan. 13, 2019 at New England (43, 1, 8 yards)
OPPONENT — *Peyton Manning, AFC Divisional,*
Jan. 13, 2008 at Indianapolis (25, 9, 55 yards)

Six Interceptions Thrown, Individual

CHARGERS — Ed Luther, Oct. 31, 1983 vs. Washington
OPPONENT — Peyton Manning, Nov. 11, 2007 vs. Indianapolis
CHARGERS — *Never*
OPPONENT — *Never*

Five Interceptions Thrown, Individual

CHARGERS — Craig Whelihan, Dec. 13, 1998 at Seattle
OPPONENT — Nathan Peterman, Nov. 19, 2017 vs. Buffalo
CHARGERS — *Dan Fouts, AFC Second Round, Jan. 16, 1983 at Miami*
OPPONENT — *George Blanda, AFL Championship,*
Dec. 24, 1961 vs. Houston Oilers

Four Interceptions Thrown, Individual

CHARGERS — Philip Rivers, Nov. 18, 2019 vs. Kansas City in Mexico City, Mexico
OPPONENT — **Kirk Cousins, Dec. 1, 2024 at Atlanta**
CHARGERS — *Stan Humphries, AFC Wild Card, Dec. 31, 1995 vs. Indianapolis*
OPPONENT — *George Blanda, AFL Championship,*
Dec. 24, 1961 vs. Houston Oilers

RECEIVING

10 or More Receptions, Individual

CHARGERS — Keenan Allen, Nov. 26, 2023 vs. Baltimore (14 receptions)
OPPONENT — Cole Kmet, Oct. 29, 2023 vs. Chicago (10 receptions)
CHARGERS — *Ronnie Harmon, AFC Wild Card,*
Dec. 31, 1995 vs. Indianapolis (10 receptions)
OPPONENT — *James White, AFC Divisional,*
Jan. 13, 2019 at New England (15 receptions)

200 Yards Receiving, Individual

CHARGERS — Keenan Allen, Sept. 24, 2023 at Minnesota (215 yards)
OPPONENT — Tyreek Hill, Sept. 10, 2023 vs. Miami (215 yards)
CHARGERS — *Never*
OPPONENT — *Never*

100 Yards Receiving, Individual

CHARGERS — **Ladd McConkey, Dec. 1, 2024 at Atlanta (117 yards)**
OPPONENT — **Mike Evans, Dec. 15, 2024 vs. Tampa Bay (159 yards)**
CHARGERS — *Keenan Allen, AFC Divisional,*
Jan. 12, 2014 at Denver (142 yards)
OPPONENT — *Julian Edelman, AFC Divisional,*
Jan. 13, 2019 at New England (151 yards)

100 Yards Receiving, One Half, Individual

CHARGERS — **Ladd McConkey, Dec. 1, 2024 at Atlanta (105 yards in first half)**
OPPONENT — **Mike Evans, Dec. 15, 2024 vs. Tampa Bay (115 yards in second half)**
CHARGERS — *Keenan Allen, AFC Divisional,*
Jan. 12, 2014 at Denver (142 yards in second half)
OPPONENT — *Julian Edelman, AFC Divisional,*
Jan. 13, 2019 at New England (107 yards in first half)

Two 100-Yard Receivers

CHARGERS — Keenan Allen (215 yards) and Mike Williams (121 yards),
Sept. 24, 2023 at Minnesota
OPPONENT — Travis Kelce (191 yards) and Tyreek Hill (148 yards),
Dec. 16, 2021 vs. Kansas City
CHARGERS — *Chris Chambers (133 yards) and Vincent Jackson (114 yards),*
AFC Wild Card, Jan. 6, 2008
OPPONENT — *Tony Nathan (114 yards) and Duriel Harris (106 yards),*
AFC Divisional, Jan. 2, 1982

Five Touchdown Receptions, Individual

CHARGERS — Kellen Winslow, Nov. 22, 1981 at Oakland (15, 29, 4, 5, 3 yards)
OPPONENT — *Never*
CHARGERS — *Never*
OPPONENT — *Never*

Four Touchdown Receptions, Individual

CHARGERS — Kellen Winslow, Nov. 22, 1981 at Oakland (15, 29, 4, 5, 3 yards)
OPPONENT — Daryl Turner, Sept. 15, 1985 vs. Seattle (34, 15, 30, 7 yards)
CHARGERS — *Never*
OPPONENT — *Never*

Three Touchdown Receptions, Individual

CHARGERS — Danny Woodhead, Dec. 20, 2015 vs. Miami (20, 9, 9 yards)
OPPONENT — Travis Kelce, Nov. 20, 2022 vs. Kansas City (4, 32, 17 yards)
CHARGERS — *Never*
OPPONENT — *Jerry Rice, Super Bowl XXIX at Joe Robbie Stadium,*
Jan. 29, 1995 vs. San Francisco (44, 15, 7 yards)

Two Touchdown Receptions, Individual

CHARGERS — **Ladd McConkey, Dec. 28, 2024 vs. New Orleans (6, 40 yards)**
OPPONENT — **Mike Evans, Dec. 15, 2024 vs. Tampa Bay (57, 35 yards)**
CHARGERS — *Keenan Allen, AFC Divisional,*
Jan. 12, 2014 at Denver (16, 16 yards)
OPPONENT — *Michael Crabtree, AFC Wild Card,*
Jan. 6, 2019 at Baltimore (31, 7 yards)

COMBINATION

100 Yards Rushing and Receiving, Individual

CHARGERS — Austin Ekeler, Dec. 8, 2019 at Jacksonville
(101 yards rushing, 112 yards receiving)
OPPONENT — Essex Johnson, Sept. 30, 1973 vs. Cincinnati
(121 yards rushing, 116 yards receiving)
CHARGERS — *Keith Lincoln, AFC Championship, Jan. 5, 1964 vs. Boston*
(206 yards rushing, 123 yards receiving)
OPPONENT — *Never*

300-Yard Passer, 100-Yard Rusher and 100-Yard Receiver

CHARGERS — Philip Rivers (314 yards passing),
Austin Ekeler (101 yards rushing),
Austin Ekeler (112 yards receiving),
Dec. 8, 2019 at Jacksonville
OPPONENT — Patrick Mahomes (329 yards passing),
Isiah Pacheco (107 yards rushing),
Travis Kelce (115 yards receiving),
Nov. 20, 2022 vs. Kansas City
CHARGERS — *Dan Fouts (333 yards passing),*
Chuck Muncie (126 yards rushing),
Wes Chandler (124 yards receiving),
Kellen Winslow (102 yards receiving),
AFC Wild Card, Jan. 9, 1983 at Pittsburgh
OPPONENT — *Tom Brady (343 yards passing),*
Sony Michel (129 yards rushing),
Julian Edelman (151 yards receiving),
AFC Divisional, Jan. 13, 2019 at New England

INTERCEPTIONS

Four Interceptions, Individual

CHARGERS — *Never*
OPPONENT — Kwamie Lassiter, Dec. 27, 1998 at Arizona (4 interceptions)
CHARGERS — *Never*
OPPONENT — *Vernon Perry, AFC Divisional,*
Dec. 29, 1979 vs. Houston Oilers (4 interceptions)

Three Interceptions, Individual

CHARGERS — Antonio Cromartie, Nov. 11, 2007 vs. Indianapolis (3 interceptions)
OPPONENT — Kwamie Lassiter, Dec. 27, 1998 at Arizona (4 interceptions)
CHARGERS — *Never*
OPPONENT — *Vernon Perry, AFC Divisional,*
Dec. 29, 1979 vs. Houston Oilers (4 interceptions)

Two Interceptions, Individual

CHARGERS — **Tarheeb Still, Dec. 1, 2024 at Atlanta (2 interceptions)**
OPPONENT — Patrick Surtain II, Nov. 28, 2021 at Denver (2 interceptions)
CHARGERS — *Glen Edwards, AFC Divisional,*
Jan. 3, 1981 vs. Buffalo (2 interceptions)
OPPONENT — *Jason Belser, AFC Wild Card,*
Dec. 31, 1995 vs. Indianapolis (2 interceptions)

Interception Returned for Touchdown

CHARGERS — **Tarheeb Still, Dec. 1, 2024 at Atlanta (61 yards of Kirk Cousins)**
OPPONENT — Jack Jones, Dec. 14, 2023 at Las Vegas
(16 yards of Easton Stick)
CHARGERS — *Never*
OPPONENT — *Never*

SACKS

Six Sacks, Individual

CHARGERS — Khalil Mack, Oct. 1, 2023 vs. Las Vegas (6.0 sacks)
OPPONENT — Never
CHARGERS — Never
OPPONENT — Never

Five Sacks, Individual

CHARGERS — Khalil Mack, Oct. 1, 2023 vs. Las Vegas (6.0 sacks)
OPPONENT — Never
CHARGERS — Never
OPPONENT — Never

Four-and-One-Half Sacks, Individual

CHARGERS — Khalil Mack, Oct. 1, 2023 vs. Las Vegas (6.0 sacks)
OPPONENT — Hugh Douglas, Oct. 18, 1998 vs. Philadelphia (4.5 sacks)
CHARGERS — Never
OPPONENT — Never

Four Sacks, Individual

CHARGERS — Khalil Mack, Oct. 1, 2023 vs. Las Vegas (6.0 sacks)
OPPONENT — Justin Houston, Dec. 28, 2014 at Kansas City (4.0 sacks)
CHARGERS — Never
OPPONENT — Never

Three-and-One-Half Sacks, Individual

CHARGERS — Khalil Mack, Oct. 1, 2023 vs. Las Vegas (6.0 sacks)
OPPONENT — Justin Houston, Dec. 28, 2014 at Kansas City (3.5 sacks)
CHARGERS — Never
OPPONENT — Never

Three Sacks, Individual

CHARGERS — Khalil Mack, Oct. 1, 2023 vs. Las Vegas (6.0 sacks)
OPPONENT — Myles Garrett, Nov. 3 2024 at Cleveland (3.0 sacks)
CHARGERS — Never
OPPONENT — Never

Two-and-One-Half Sacks, Individual

CHARGERS — Tuli Tuipulotu, Nov. 3, 2024 at Cleveland (2.5 sacks)
OPPONENT — Myles Garrett, Nov. 3 2024 at Cleveland (3.0 sacks)
CHARGERS — Burt Grossman, AFC Wild Card,
Jan. 2, 1993 vs. Kansas City (2.5 sacks)
OPPONENT — Never

Two Sacks, Individual

CHARGERS — Derwin James Jr., Dec. 28, 2024 at New England (2.0 sacks)
OPPONENT — Tershawn Wharton, Dec. 8, 2024 at Kansas City (2.0 sacks)
CHARGERS — Melvin Ingram, AFC Wild Card,
Jan. 6, 2019 at Baltimore (2.0 sacks)
OPPONENT — Shaun Phillips, AFC Divisional,
Jan. 12, 2014 at Denver (2.0 sacks)

TOUCHDOWNS

Five Touchdowns, Individual

CHARGERS — Kellen Winslow, Nov. 22, 1981 at Oakland
(15-, 29-, 4-, 5-, 3-yard receptions)
OPPONENT — Never
CHARGERS — Never
OPPONENT — Never

Four Touchdowns, Individual

CHARGERS — Austin Ekeler, Nov. 21, 2021 vs. Pittsburgh
(10-, 17-yard receptions; 6-, 5-yard runs)
OPPONENT — Harvey Williams, Nov. 16, 1997, vs. Oakland
(8-, 32-yard receptions; 1-, 1-yard runs)
CHARGERS — Never
OPPONENT — Never

Three Touchdowns, Individual

CHARGERS — Austin Ekeler, Oct. 2, 2022 at Houston
(14-yard receptions; 10-, 20-yard runs)
OPPONENT — Travis Kelce, Nov. 20, 2022 vs. Kansas City
(4-, 32-, 17-yard receptions)
CHARGERS — Never
OPPONENT — Sony Michel, AFC Divisional,
Jan. 13, 2019 at New England (1-, 14-, 5-yard runs)

FIELD GOALS AND PATS

Six Field Goals Made, Individual

CHARGERS — Greg Davis, Oct. 5, 1997 at Oakland
(30, 22, 38, 43, 33, 33 yards)
OPPONENT — Phil Dawson, Nov. 5, 2006 vs. Cleveland
(37, 20, 42, 30, 36, 35 yards)
CHARGERS — Never
OPPONENT — Never

Five Field Goals Made, Individual

CHARGERS — Cameron Dicker, Oct. 21, 2024 at Arizona
(59, 50, 28, 47, 40 yards)
OPPONENT — Daniel Carlson, Jan. 9, 2022 at Las Vegas
(24, 31, 52, 40, 47 yards)
CHARGERS — Michael Badgley, AFC Wild Card,
Jan. 6, 2019 at Baltimore (21, 53, 40, 34, 47 yards)
OPPONENT — Never

Four Field Goals Made, Individual

CHARGERS — Cameron Dicker, Dec. 28, 2024 at New England
(27, 38, 41, 35 yards)
OPPONENT — Chase McLaughlin, Dec. 15, 2024 vs. Tampa Bay
(22, 37, 42, 43 yards)
CHARGERS — Michael Badgley, AFC Wild Card,
Jan. 6, 2019 at Baltimore (21, 53, 40, 34, 47 yards)
OPPONENT — Never

50-Yard Field Goal, Individual

CHARGERS — Cameron Dicker, Dec. 19, 2024 vs. Denver (57 yards)
OPPONENT — Matthew Wright, Dec. 8, 2024 at Kansas City (50 yards)
CHARGERS — Michael Badgley, AFC Wild Card,
Jan. 6, 2019 at Baltimore (53 yards)
OPPONENT — Stephen Gostkowski, AFC Divisional,
Jan. 14, 2007 vs. New England (50 yards)

Blocked Field Goal Attempt

CHARGERS — Teair Tart, Nov. 3, 2024 at Cleveland
(51-yard Dustin Hopkins attempt)
OPPONENT — Zack Allen, Dec. 31, 2023 at Denver
(50-yard Cameron Dicker attempt)
CHARGERS — Leroy Jones, AFC Divisional, Jan. 2, 1982 at Miami
(34-yard Uwe von Schamann attempt)
OPPONENT — Never

Two-Point Conversion

CHARGERS — Joshua Palmer pass from Justin Herbert,
Dec. 19, 2024 vs. Denver
OPPONENT — Clyde Edwards-Helaire pass from Patrick Mahomes,
Dec. 16, 2021 vs. Kansas City
CHARGERS — Keenan Allen pass from Philip Rivers, AFC Divisional,
Jan. 13, 2019 at New England
OPPONENT — Kevin Faulk run, AFC Divisional,
Jan. 14, 2007 vs. New England

Point After Touchdown Missed

CHARGERS — Cameron Dicker, Nov. 3, 2024 at Cleveland
(Second attempt, wide left)
OPPONENT — Anders Carlson, Nov. 19, 2023 at Green Bay
(Second attempt, wide right)
CHARGERS — Rolf Benirschke, AFC Second Round,
Jan. 16, 1993 at Miami (First attempt, wide right)
OPPONENT — Never

Blocked Point After Touchdown

CHARGERS — Isaac Rochell, Sept. 27, 2020 vs. Carolina
(Joey Slye, first attempt)
OPPONENT — Denico Autry, Dec. 31, 2017 vs. Oakland
(Nick Rose, third attempt)
CHARGERS — Never
OPPONENT — Never

PUNTING

80-Yard Punt

CHARGERS — JK Scott, Dec. 11, 2023 vs. Denver (83 yards)
OPPONENT — Dustin Colquitt, Dec. 2, 2007 at Kansas City (81 yards)
CHARGERS — *Never*
OPPONENT — *Never*

70-Yard Punt

CHARGERS — JK Scott, Dec. 11, 2023 vs. Denver (83 yards)
OPPONENT — Bryce Baringer, Dec. 3, 2023 at New England (70 yards)
CHARGERS — *Never*
OPPONENT — Ray Guy, AFC Championship, Jan. 11, 1981 vs. Oakland (71 yards)

60-Yard Punt

CHARGERS — JK Scott, Oct. 27, 2024 vs. New Orleans (67 yards)
OPPONENT — Jordan Stout, Nov. 25, 2024 vs. Baltimore (62 yards)
CHARGERS — Mike Scifres, AFC Divisional, Jan. 12, 2014 at Denver (62 yards)
OPPONENT — Hunter Smith, AFC Wild Card, Jan. 3, 2009 vs. Indianapolis (63 yards)

Blocked Punt

CHARGERS — Jerry Attaochu of Drew Butler, Sept. 8, 2014 at Arizona
OPPONENT — Miles Killebrew of Ty Long, Nov. 21, 2021 vs. Pittsburgh
CHARGERS — *Never*
OPPONENT — Lou Piccone of Rick Partridge, AFC Divisional, Jan. 3, 1981 vs. Buffalo

10 or More Punts, Individual

CHARGERS — Drew Kaser, Nov. 12, 2017 at Jacksonville (10 punts for 485 yards)
OPPONENT — Chad Stanley, Sept. 15, 2002 vs. Houston (10 punts for 406 yards)
CHARGERS — *Never*
OPPONENT — *Never*

No Punts

CHARGERS — Dec. 26, 2021 at Houston
OPPONENT — Sept. 19, 2010 vs. Jacksonville
CHARGERS — *Never*
OPPONENT — AFC Divisional, Jan. 12, 2014 at Denver

OTHER SPECIAL TEAMS

Kickoff Returned for Touchdown

CHARGERS — Andre Roberts, Jan. 2, 2022 vs. Denver (101 yards)
OPPONENT — Mecole Hardman, Dec. 29, 2019 at Kansas City (104 yards)
CHARGERS — Andre Coleman, Super Bowl XXIX at Joe Robbie Stadium, Jan. 29, 1995 vs. San Francisco (98 yards)
OPPONENT — *Never*

Punt Returned for Touchdown

CHARGERS — Derius Davis, Nov. 6, 2023 at New York Jets (87 yards)
OPPONENT — Gunner Olszewski, Dec. 6, 2020, vs. New England (70 yards)
CHARGERS — Wes Chandler, AFC Divisional, Jan. 2, 1982 at Miami (58 yards)
OPPONENT — Santonio Holmes, AFC Divisional, Jan. 11, 2009 at Pittsburgh (67 yards)

Blocked Punt Returned for Touchdown

CHARGERS — Jacob Hester, Oct. 25, 2009 at Kansas City (Recovered own blocked Dustin Colquitt punt in end zone)
OPPONENT — Daniel Thomas, Oct. 25, 2020 vs. Jacksonville (Recovered own blocked Ty Long punt, returned recovery 16 yards)
CHARGERS — *Never*
OPPONENT — *Never*

Recovered Own Onside Kick Attempt

CHARGERS — Darrell Stuckey of Nick Novak kick, Nov. 18, 2012 at Denver
OPPONENT — Keion Crossen of Riley Dixon kick, Dec. 12, 2021 vs. New York Giants
CHARGERS — Richard Marshall of Nick Novak kick, AFC Divisional, Jan. 12, 2014 at Denver
OPPONENT — *Never*

OTHER DEFENSE

Shutout Posted

CHARGERS — Dec. 3, 2023 at New England (6-0, Chargers win)
OPPONENT — Dec. 6, 2020 vs. New England (45-0, Patriots win)
CHARGERS — AFC Wild Card, Jan. 2, 1993 vs. Kansas City (Chargers win, 17-0)
OPPONENT — AFC Divisional, Jan. 10, 1993 at Miami (Dolphins win, 31-0)

Fumble Returned for Touchdown

CHARGERS — Tevaughn Campbell, Dec. 5, 2021 at Cincinnati (61 yards)
OPPONENT — Mike Edwards, Jan. 7, 2024 vs. Kansas City (97 yards)
CHARGERS — *Never*
OPPONENT — Guy Ruff, AFC Wild Card, Jan. 9, 1983 at Pittsburgh (Recovered opening kickoff fumble in end zone)

Safety Scored

CHARGERS — Oct. 23, 2022 vs. Seattle (Kenneth Walker III tackled by Sebastian Joseph-Day and Troy Reeder in end zone)
OPPONENT — Oct. 27, 2024 vs. New Orleans (JK Scott fumbled out end zone)
CHARGERS — AFC Divisional, Jan. 8, 1995 vs. Miami (Bernie Parmalee tackled in end zone by Reuben Davis)
OPPONENT — *Never*

MISCELLANEOUS

No Penalties

CHARGERS — Oct. 9, 2011 at Denver (Chargers win, 29-24)
OPPONENT — Dec. 4, 2005 vs. Oakland (Raiders win, 34-10)
CHARGERS — *Never*
OPPONENT — AFC Divisional, Jan. 10, 1993 at Miami (Dolphins win, 31-0)

Game Without Touchdown

CHARGERS — Oct. 21, 2024 at Arizona (Cardinals win 17-15)
OPPONENT — Oct. 27, 2024 vs. New Orleans (Chargers win 26-8)
CHARGERS — AFC Championship, Jan. 20, 2008 at New England (Patriots win, 21-12)
OPPONENT — AFC Wild Card, Jan. 6, 2008 vs. Tennessee (Chargers win, 17-6)

50 Points, Game

CHARGERS — Nov. 19, 2017 vs. Buffalo (Chargers win, 54-24)
OPPONENT — Dec. 14, 2023 at Las Vegas (Raiders win, 63-21)
CHARGERS — AFL Championship, Jan. 5, 1964 vs. Boston (Chargers win, 51-10)
OPPONENT — *Never*

40 Points, Game

CHARGERS — Dec. 28, 2024 at New England (Chargers win, 40-7)
OPPONENT — Dec. 15, 2024 vs. Tampa Bay (Buccaneers win, 40-17)
CHARGERS — AFC Divisional, Jan. 2, 1982 at Miami (Chargers win, 41-38)
OPPONENT — AFC Divisional, Jan. 13, 2019 at New England (Patriots win, 41-28)

600 Yards Total Offense, Game

CHARGERS — Dec. 20, 1982 vs. Cincinnati (661 yards)
OPPONENT — Oct. 1, 2000 at St. Louis (614 yards)
CHARGERS — AFL Championship, Jan. 5, 1964 vs. Boston (610 yards)
OPPONENT — *Never*

500 Yards Total Offense, Game

CHARGERS — Dec. 8, 2019 at Jacksonville (525 yards)
OPPONENT — Dec. 15, 2024 vs. Tampa Bay (506 yards)
CHARGERS — AFC Divisional, Jan. 2, 1982 at Miami (564 yards)
OPPONENT — *Never*

WEEKLY RANKINGS

2024 WEEKLY NFL RANKINGS

Week	Opp.	Offense			Defense		
		Total	Rush	Pass	Total	Rush	Pass
1	LV	13	5	23	15	4	25
2	at Car	12	2	28	2	6	6
3	at Pit	T-25	7	31	6	6	10
4	KC	28	11	31	7	5	12
5	BYE	29	9	31	5	6	10
6	at Den	28	10	29	6	6	8
7	at Ari	25	18	24	7	9	9
8	NO	23	20	24	8	11	9
9	at Cle	T-22	20	21	8	8	11
10	Ten	22	19	22	6	9	9
11	Cin	18	12	19	11	11	12
12	Bal	21	13	20	13	15	10
13	at Atl	24	18	24	14	14	10
14	at KC	24	19	25	11	T-14	8
15	TB	26	T-22	25	15	19	10
16	Den	24	23	24	15	17	15
17	at NE	23	18	21	12	16	8
18	at LV						
Chargers in 2023		18	25	13	28	17	30
Chargers in 2022		9	30	3	20	28	7
Chargers in 2021		4	21	T-2	23	30	12
Chargers in 2020		9	18	6	10	18	9
Chargers in 2019		10	28	6	6	18	5
Chargers in 2018		11	15	10	9	9	9
Chargers in 2017		4	24	1	15	31	3
Chargers in 2016		14	26	8	16	10	20
Chargers in 2015		9	31	4	20	27	T-14
Chargers in 2014		18	30	10	9	26	4
Chargers in 2013		5	13	4	23	12	29
Chargers in 2012		31	27	24	9	6	18
Chargers in 2011		6	16	6	16	20	13
Chargers in 2010		1	15	2	1	4	1
Chargers in 2009		10	31	5	16	20	11
Chargers in 2008		11	20	7	25	11	31
Chargers in 2007		20	7	26	14	16	14
Chargers in 2006		4	2	16	10	7	13
Chargers in 2005		10	9	12	13	1	28
Chargers in 2004		10	6	16	18	3	31
Chargers in 2003		14	6	19	27	T-25	21
Chargers in 2002		16	8	22	30	11	32

2024 REGULAR-SEASON RANKINGS

LOS ANGELES CHARGERS (Team)

Category	NFL	AFC
Turnover Margin (11)	T-4	3
Points Scored (23.0)	12	6
Points Allowed (17.6)	1	1
Total Offense (314.9)	23	10
Rushing (109.1)	18	9
Passing (205.8)	21	10
Total Defense (328.1)	12	8
vs. Rush (122.4)	16	10
vs. Pass (205.8)	8	4
Third-Down Offense (39.61%)	14	6
Third-Down Defense (36.28%)	9	5
Red-Zone Offense (56.82%)	16	7
Red-Zone Defense (44.74%)	1	1

LOS ANGELES CHARGERS (Individual)

Category	NFL	AFC
Passing		
Rating: Justin Herbert (99.9)	11	5
Yards: Justin Herbert (3,524)	15	7
Touchdowns: Justin Herbert (21)	12	7
Rushing		
Attempts: J.K. Dobbins (177)	27	12
Yards: J.K. Dobbins (842)	22	9
Touchdowns: J.K. Dobbins (9)	14	6
Receiving		
Receptions: Ladd McConkey (77)	22	12
Yards: Ladd McConkey (1,054)	14	5
Touchdowns: Quentin Johnston (8)	T-11	T-6
Defense		
Total Tackles: Daiyan Henley (137)	T-8	T-5
Solo Tackles: Daiyan Henley (80)	T-10	7
INTs: Tarheeb Still (4)	T-10	T-6
Sacks: Tuli Tuipulotu (8.5)	T-19	T-12

GAME-BY-GAME STARTERS

OFFENSIVE STARTERS

		WR	WR	TE	LT	LG	C	RG	RT	QB	RB	3WR	FB	2TE
Sept. 8	LV	J.Palmer	L.McConkey	W.Dissly	R.Slater	Z.Johnson	B.Bozeman	T.Pipkins	J.Alt	J.Herbert	G.Edwards	—	S.Matlock	—
Sept. 15	at Car	D.Davis	Q.Johnston	H.Hurst	R.Slater	Z.Johnson	B.Bozeman	T.Pipkins	J.Alt	J.Herbert	J.Dobbins	—	—	W.Dissly
Sept. 22	at Pit	L.McConkey	Q.Johnston	W.Dissly	R.Slater	Z.Johnson	B.Bozeman	T.Pipkins	J.Alt	J.Herbert	J.Dobbins	—	S.Matlock	—
Sept. 29	KC	L.McConkey	Q.Johnston	W.Dissly	J.Salyer	Z.Johnson	B.Bozeman	S.Mustipher	T.Pipkins	J.Herbert	J.Dobbins	—	S.Matlock	—
Oct. 13	at Den	L.McConkey	Q.Johnston	H.Hurst	R.Slater	Z.Johnson	B.Bozeman	T.Pipkins	J.Alt	J.Herbert	J.Dobbins	—	S.Matlock	—
Oct. 21	at Ari	L.McConkey	J.Palmer	E.Tomlinson	R.Slater	Z.Johnson	B.Bozeman	T.Pipkins	J.Alt	J.Herbert	J.Dobbins	S.Fehoko	—	—
Oct. 27	NO	L.McConkey	J.Palmer	W.Dissly	R.Slater	Z.Johnson	B.Bozeman	T.Pipkins	J.Alt	J.Herbert	J.Dobbins	S.Fehoko	—	—
Nov. 3	at Cle	L.McConkey	Q.Johnston	W.Dissly	R.Slater	Z.Johnson	B.Bozeman	T.Pipkins	J.Alt	J.Herbert	J.Dobbins	—	S.Matlock	—
Nov. 10	Ten	L.McConkey	Q.Johnston	W.Dissly	R.Slater	Z.Johnson	B.Bozeman	J.Salyer	J.Alt	J.Herbert	J.Dobbins	J.Reagor	—	—
Nov. 17	Cin	L.McConkey	Q.Johnston	T.Fisk	R.Slater	Z.Johnson	B.Bozeman	T.Pipkins	J.Alt	J.Herbert	G.Edwards	J.Palmer	—	—
Nov. 25	Bal	J.Palmer	Q.Johnston	T.Fisk	R.Slater	Z.Johnson	B.Bozeman	T.Pipkins	J.Alt	J.Herbert	J.Dobbins	—	S.Matlock	—
Dec. 1	at Atl	L.McConkey	D.Davis	T.Fisk	R.Slater	Z.Johnson	B.Bozeman	T.Pipkins	J.Alt	J.Herbert	G.Edwards	—	S.Matlock	—
Dec. 8	at KC	J.Palmer	J.Reagor	T.Fisk	R.Slater	Z.Johnson	B.Bozeman	T.Pipkins	J.Alt	J.Herbert	G.Edwards	—	S.Matlock	—
Dec. 15	TB	L.McConkey	Q.Johnston	S.Smartt	R.Slater	Z.Johnson	B.Bozeman	T.Pipkins	J.Alt	J.Herbert	G.Edwards	L.Shenault	—	—
Dec. 22	Den	L.McConkey	Q.Johnston	S.Smartt	R.Slater	Z.Johnson	B.Bozeman	T.Pipkins	J.Alt	J.Herbert	G.Edwards	—	S.Matlock	—
Dec. 28	at NE	L.McConkey	Q.Johnston	T.Fisk	R.Slater	Z.Johnson	B.Bozeman	J.Salyer	J.Alt	J.Herbert	J.Dobbins	—	S.Matlock	—
Jan. 5	at LV													

DEFENSIVE STARTERS

		OLB	DL	DL	DL	DL	OLB	LB	LB	CB	CB	S	S	3CB	3S
Sept. 8	LV	K.Mack	P.Ford	O.Ogbonnia	—	J.Bosa	D.Henley	D.Perryman	K.Fulton	A.Samuel	D.James	A.Gilman	J.Taylor	—	—
Sept. 15	at Car	K.Mack	P.Ford	O.Ogbonnia	—	J.Bosa	D.Henley	D.Perryman	K.Fulton	A.Samuel	D.James	E.Molden	J.Taylor	—	—
Sept. 22	at Pit	K.Mack	P.Ford	O.Ogbonnia	—	J.Bosa	D.Henley	D.Perryman	K.Fulton	A.Samuel	D.James	A.Gilman	—	—	E.Molden
Sept. 29	KC	K.Mack	P.Ford	O.Ogbonnia	—	T.Tuipulotu	D.Henley	D.Perryman	K.Fulton	A.Samuel	E.Molden	A.Gilman	T.Still	—	—
Oct. 13	at Den	K.Mack	P.Ford	O.Ogbonnia	—	T.Tuipulotu	D.Henley	D.Perryman	K.Fulton	C.Hart	D.James	A.Gilman	T.Still	—	—
Oct. 21	at Ari	K.Mack	P.Ford	O.Ogbonnia	M.Fox	T.Tuipulotu	D.Henley	D.Perryman	C.Hart	T.Still	D.James	A.Gilman	—	—	—
Oct. 27	NO	K.Mack	P.Ford	O.Ogbonnia	—	T.Tuipulotu	D.Henley	D.Perryman	K.Fulton	C.Hart	D.James	A.Gilman	—	—	E.Molden
Nov. 3	at Cle	K.Mack	P.Ford	O.Ogbonnia	—	T.Tuipulotu	D.Henley	D.Perryman	C.Hart	T.Still	D.James	A.Gilman	—	—	E.Molden
Nov. 10	Ten	K.Mack	P.Ford	O.Ogbonnia	—	T.Tuipulotu	D.Henley	D.Perryman	C.Hart	T.Still	D.James	A.Gilman	—	—	E.Molden
Nov. 17	Cin	J.Bosa	P.Ford	O.Ogbonnia	—	T.Tuipulotu	D.Henley	D.Perryman	K.Fulton	C.Hart	D.James	A.Gilman	—	—	E.Molden
Nov. 25	Bal	K.Mack	P.Ford	O.Ogbonnia	—	J.Bosa	D.Henley	T.Dye	K.Fulton	T.Still	D.James	A.Gilman	—	—	E.Molden
Dec. 1	at Atl	K.Mack	P.Ford	O.Ogbonnia	—	J.Bosa	D.Henley	T.Dye	K.Fulton	T.Still	D.James	T.Jefferson	—	—	E.Molden
Dec. 8	at KC	K.Mack	P.Ford	O.Ogbonnia	—	J.Bosa	D.Henley	T.Dye	K.Fulton	T.Still	D.James	M.Maye	—	—	E.Molden
Dec. 15	TB	K.Mack	P.Ford	O.Ogbonnia	—	J.Bosa	D.Henley	T.Dye	K.Fulton	T.Still	D.James	T.Jefferson	—	—	E.Molden
Dec. 22	Den	K.Mack	P.Ford	O.Ogbonnia	M.Fox	T.Tuipulotu	D.Henley	D.Perryman	K.Fulton	T.Still	D.James	T.Jefferson	—	—	—
Dec. 28	at NE	K.Mack	P.Ford	O.Ogbonnia	—	J.Bosa	D.Henley	T.Dye	K.Fulton	T.Still	D.James	T.Jefferson	—	—	E.Molden
Jan. 5	at LV														

WEEKLY INACTIVES

Sept. 8	Las Vegas:	Taylor Heinicke, Tarheeb Still, Kimani Vidal, Jordan McFadden, Brenden Rice, Justin Eboigbe.
Sept. 15	at Carolina:	Taylor Heinicke, Tarheeb Still, Kimani Vidal, Alohi Gilman, Jordan McFadden, Brenden Rice, Justin Eboigbe.
Sept. 22	at Pittsburgh:	Joshua Palmer, Junior Colson, Tarheeb Still, Kimani Vidal, Jordan McFadden, Justin Eboigbe.
Sept. 29	Kansas City:	Junior Colson, Kimani Vidal, Deane Leonard, Ja'Sir Taylor, Rashawn Slater, Joe Alt, Joey Bosa.
Oct. 13	at Denver:	Easton Stick, Tony Jefferson, Ja'Sir Taylor, Jordan McFadden, Brenden Rice, Joey Bosa.
Oct. 21	at Arizona:	Quentin Johnston, Easton Stick, Derius Davis, Brenden Jaimes, Jordan McFadden, Hayden Hurst, Joey Bosa.
Oct. 27	New Orleans:	Quentin Johnston, Easton Stick, Derius Davis, Jordan McFadden, Hayden Hurst, Justin Eboigbe.
Nov. 3	at Cleveland:	Easton Stick, Kristian Fulton, DJ Chark Jr., Brenden Jaimes, Jordan McFadden, Stone Smartt, Justin Eboigbe.
Nov. 10	Tennessee:	Easton Stick, Kristian Fulton, Kimani Vidal, Jordan McFadden, Trey Pipkins III, Stone Smartt, Justin Eboigbe.
Nov. 17	Cincinnati:	Easton Stick, DJ Chark Jr., Kimani Vidal, Khalil Mack, Brenden Jaimes, Jordan McFadden, Hayden Hurst.
Nov. 25	Baltimore:	Easton Stick, Denzel Perryman, DJ Chark Jr., Cam Hart, Kimani Vidal, Brenden Jaimes, Jordan McFadden.
Dec. 1	at Atlanta:	Easton Stick, Denzel Perryman, Cam Hart, Jeremiah Jean-Baptiste, Brenden Jaimes, Jordan McFadden.
Dec. 8	at Kansas City:	Easton Stick, Denzel Perryman, Ladd McConkey, Tony Jefferson, Brenden Jaimes, Jordan McFadden, Justin Eboigbe.
Dec. 15	Tampa Bay:	Easton Stick, Denzel Perryman, Brenden Jaimes, Jordan McFadden, Will Dissly, Justin Eboigbe.
Dec. 22	Denver:	Easton Stick, Cam Hart, Elijah Molden, Shaquille Quarterman, Brenden Jaimes, Jordan McFadden, Will Dissly.
Dec. 28	at New England:	Easton Stick, Gus Edwards, Denzel Perryman, Jordan McFadden, Trey Pipkins III, Hayden Hurst, Justin Eboigbe.
Jan. 5	at Las Vegas:	

SEASON TOTALS

Name	No.	Name	No.	Name	No.	Name	No.
Jordan McFadden	15	Brenden Rice	3	Stone Smartt	2	Joshua Palmer	1
Easton Stick	12	Tarheeb Still	3	Ja'Sir Taylor	2	Shaquille Quarterman	1
Justin Eboigbe	9	Junior Colson	2	Joe Alt	1	Rashawn Slater	1
Brenden Jaimes	8	Derius Davis	2	Gus Edwards	1		
Kimani Vidal	7	Will Dissly	2	Alohi Gilman	1		
Denzel Perryman	5	Kristian Fulton	2	Jeremiah Jean-Baptiste	1		
Joey Bosa	4	Taylor Heinicke	2	Deane Leonard	1		
Hayden Hurst	4	Tony Jefferson	2	Khalil Mack	1		
DJ Chark Jr.	3	Quentin Johnston	2	Elijah Molden	1		
Cam Hart	3	Trey Pipkins III	2	Ladd McConkey	1		

CHARGERS AND OPPONENT WEEKLY LEADERS

REGULAR-SEASON WEEKLY LEADERS, LOS ANGELES CHARGERS

		Scoring		Pass Yds.	Carries	Rush Yds.		Catches	Rec. Yds.	Tackles (Solo)		Sacks					
Sept. 8	Las Vegas:	Dicker	10	Herbert	144	Edwards	11	Dobbins	135	McConkey	5	McConkey	39	Two Tied	7 (6)	Mack	1.5
Sept. 15	at Carolina:	Johnston	12	Herbert	130	Edwards	18	Dobbins	131	Johnston	5	Johnston	51	Henley	9 (5)	Two tied	1.0
Sept. 22	at Pittsburgh:	Johnston	6	Herbert	125	Dobbins	15	Dobbins	44	Three Tied	3	McConkey	44	Henley	12 (9)	Two tied	1.0
Sept. 29	Kansas City:	McConkey	6	Herbert	179	Dobbins	14	Dobbins	32	McConkey	5	McConkey	67	Two Tied	8	Dupree	2.0
Oct. 13	at Denver:	Dicker	11	Herbert	237	Dobbins	25	Dobbins	96	Two tied	4	Fehoko	44	Gilman	10 (6)	Two tied	1.0
Oct. 21	at Arizona:	Dicker	15	Herbert	349	Dobbins	14	Dobbins	40	Dissly	8	Dissly	81	James	8 (5)	None	
Oct. 27	New Orleans:	McConkey	12	Herbert	279	Dobbins	17	Dobbins	57	McConkey	6	McConkey	111	Henley	10 (6)	Five tied	1.0
Nov. 3	at Cleveland:	Dobbins	12	Herbert	282	Dobbins	14	Dobbins	85	McConkey	5	Johnston	118	Henley	13 (8)	Tuipulotu	2.5
Nov. 10	Tennessee:	Dicker	9	Herbert	164	Dobbins	15	Edwards	55	Dissly	5	McConkey	52	Henley	13 (10)	Two tied	2.0
Nov. 17	Cincinnati:	Dobbins	12	Herbert	297	Dobbins	11	Herbert	65	McConkey	6	McConkey	123	Henley	11 (5)	Tuipulotu	1.5
Nov. 25	Baltimore:	Dicker	11	Herbert	218	Edwards	9	Dobbins	40	McConkey	6	McConkey	83	Henley	10 (4)	James	1.0
Dec. 1	at Atlanta:	Dicker	9	Herbert	147	Edwards	6	Edwards	32	McConkey	9	McConkey	117	Dye	14 (7)	Tart	1.0
Dec. 8	at Kansas City:	Two tied	6	Herbert	213	Edwards	10	Edwards	36	Palmer	6	Palmer	78	Henley	8 (6)	Two tied	1.0
Dec. 15	Tampa Bay:	Two tied	6	Herbert	195	Edwards	8	Edwards	23	Three tied	5	McConkey	58	Three tied	9	Dye	1.0
Dec. 22	Denver:	Edwards	12	Herbert	284	Edwards	14	Edwards	68	McConkey	6	McConkey	87	Henley	10 (7)	Two tied	1.0
Dec. 28	at New England:	Dicker	16	Herbert	281	Dobbins	19	Dobbins	76	McConkey	8	McConkey	94	Two tied	5	James	2.0
Jan. 5	at Las Vegas:																

REGULAR-SEASON WEEKLY LEADERS, OPPONENT

		Scoring		Pass Yds.	Carries	Rush Yds.		Catches	Rec. Yds.	Tackles (Solo)		Sacks					
Sept. 8	Las Vegas:	Mattison	6	Minshew	257	White	13	White	44	Bowers	6	Meyers	61	Spillane	10 (7)	Crosby	1.0
Sept. 15	at Carolina:	Pineiro	3	Young	84	Hubbard	10	Hubbard	64	Hubbard	4	Tremble	23	Thompson	14 (8)	Two tied	0.5
Sept. 22	at Pittsburgh:	Boswell	8	Fields	245	Harris	18	Harris	70	Two tied	5	Pickens	57	Queen	12 (9)	Herbig	2.0
Sept. 29	Kansas City:	Two tied	6	Mahomes	245	Hunt	14	Hunt	69	Kelce	7	Kelce	89	Tranquill	10 (7)	Jones	2.0
Oct. 13	at Denver:	Two tied	6	Nix	216	Two tied	6	Nix	61	Two tied	4	Vele	48	Jones	12 (11)	Two tied	1.0
Oct. 21	at Arizona:	Two tied	6	Murray	145	Conner	19	Conner	101	McBride	5	Two tied	51	White	10 (3)	Three tied	1.0
Oct. 27	New Orleans:	Grupe	6	Rattler	156	Kamara	10	Kamara	67	Olave	8	Olave	107	Werner	9 (7)	Two tied	1.0
Nov. 3	at Cleveland:	Tillman	6	Winston	235	Chubb	15	Chubb	39	Jeudy	7	Tillman	75	Bush	8 (6)	Garrett	3.0
Nov. 10	Tennessee:	Ridley	12	Levis	175	Pollard	9	Spears	47	Ridley	5	Ridley	84	Gibbens	15 (10)	None	
Nov. 17	Cincinnati:	Chase	12	Burrow	356	Brown	22	Brown	86	Higgins	9	Higgins	148	Stone	9 (8)	Ossai	1.0
Nov. 25	Baltimore:	Four tied	6	Jackson	177	Henry	24	Henry	140	Two tied	5	Flowers	62	Harrison	12 (6)	Four tied	1.0
Dec. 1	at Atlanta:	Koo	7	Cousins	245	Robinson	26	Robinson	102	London	9	McCloud	95	Elliss	5 (3)	Ebiketie	2.0
Dec. 8	at Kansas City:	Wright	13	Mahomes	210	Pacheco	14	Pacheco	55	Two tied	5	Kelce	45	Conner	8 (6)	Wharton	2.0
Dec. 15	Tampa Bay:	McLaughlin	16	Mayfield	288	Two tied	15	Irving	117	Evans	9	Evans	159	David	12 (8)	Two tied	1.5
Dec. 22	Denver:	Lutz	9	Nix	263	Estime	9	Estime	48	Williams	7	Mims	62	Jones	10 (7)	Two tied	1.0
Dec. 28	at New England:	Douglas	6	Maye	117	Gibson	12	Gibson	63	Two tied	4	Douglas	46	Tavai	10 (5)	None	
Jan. 5	at Las Vegas:																

REGULAR SEASON SINGLE-GAME HIGHS

INDIVIDUAL

Passing

Longest Scoring Pass — 66, J.Herbert to Q. Johnston,
Nov. 3 at Cleveland

Longest Non-Scoring Pass — 48, J.Herbert to L.McConkey,
Dec. 1 at Atlanta

Most Passing Attempts — 39, J.Herbert, Oct. 21 at Arizona

Most Completions — 27, J.Herbert, Oct. 21 at Arizona

Most Passing Yards — 349, J.Herbert, Oct. 21 at Arizona

Most Passing Touchdowns — 3, J.Herbert, Dec. 28 at New England

Highest Completion Percentage (min. 20 att.) — 74.2, J.Herbert,
Dec. 19 vs. Denver

Highest Passer Rating (min. 20 att.) — 125.8, J.Herbert,
Nov. 3 at Cleveland

Rushing

Longest Scoring Run — 43, J.Dobbins, Sept. 15 at Car.

Longest Non-Scoring Run — 61, J.Dobbins, Sept. 8 vs. L.V.

Most Rushing Attempts — 25, J.Dobbins, Oct. 13 at Den.

Most Rushing Yards — 135, J.Dobbins, Sept. 8 vs. L.V.

Most Rushing Touchdowns — 2, Last: G.Edwards, Dec. 19 vs. Denver

Receiving

Most Receptions — 9, L.McConkey, Dec. 1 at Atlanta

Most Receiving Yards — 123, L.McConkey, Nov. 17 vs. Cincinnati

Most Receiving Touchdowns — 2, Last: L.McConkey,
Dec. 28 at New England

Total Offense

Most Total Yards from Scrimmage — 139, J.Dobbins, Sept. 8 vs. L.V.

Most Touchdowns — 2, Last: L.McConkey Dec. 28 at New England

Special Teams

Longest Punt — 67, J.Scott, Oct. 27 vs. New Orleans

Longest Field Goal — 59, C.Dicker, Oct. 21 at Arizona

Most Attempted Field Goals — 5, C. Dicker, Oct. 21 at Arizona

Most Made Field Goals — 5, C. Dicker, Oct. 21 at Arizona

Returns

Longest Kickoff Return — 56, D.Davis, Nov. 10 vs. Tennessee

Longest Punt Return — 53, D.Davis, Nov. 3 at Cleveland

Longest Interception Return — 61, T.Still, Dec. 1 at Atlanta

Longest Fumble Return — 22, K.Mack, Sept. 8 vs. L.V.

Defense

Most Interceptions — 2, T.Still, Dec. 1 at Atlanta

Most Tackles — 14, T.Dye, Dec. 1 at Atlanta

Most Solo Tackles — 10, D.Henley, Nov. 10 vs. Tennessee

Most Sacks — 2.5, T.Tuipulotu, Nov. 3 at Cleveland

Most Passes Defensed — 3, Last: T.Still,
Dec. 1 at Atlanta

TEAM

Most, Offense

First Downs — 29, Dec. 28 at New England

Rushing Attempts — 44, Sept. 15 at Carolina

Rushing Yards — 219, Sept. 15 at Carolina

Rushing Touchdowns — 2, Last: Dec. 19 vs. Denver

Passing Attempts — 40, Dec. 28 at New England

Completions — 27, Oct. 21 at Arizona

Net Passing Yards — 336, Oct. 21 at Arizona

Touchdowns Thrown — 3, Dec. 28 at New England

Offensive Plays — 78, Oct. 13 at Denver

Total Offense — 435, Nov. 17 vs. Cincinnati

Time of Possession — 40:34, Dec. 28 at New England

Most, Turnovers

Turnovers — 2, Last: Dec. 15 vs. Tampa Bay

Interceptions Thrown — 1, Last: Dec. 19 vs. Denver

Fumbles — 3, Oct. 21 at Arizona

Fumbles Lost — 2, Oct. 21 at Arizona

Longest Scoring Drives

Plays — 20, Oct. 13 at Denver

Yards — 95, Nov. 10 vs. Tennessee

Time — 10:29, Oct. 13 at Denver

Shortest Scoring Drives

Plays — 1, Dec. 19 vs. Denver

Yards — 0, Dec. 19 vs. Denver

Time — 0:00, Dec. 19 vs. Denver

Fewest, Defense

First Downs Allowed — 7, Sept. 15 at Carolina

Rushing Attempts Allowed — 18, Oct. 13 at Denver

Rushing Yards Allowed — 71, Sept. 8 vs. Las Vegas

Passing Attempts Allowed — 22, Nov. 25 vs. Baltimore

Completions Allowed — 13, Dec. 28 at New England

Net Passing Yards Allowed — 69, Sept. 8 vs. Las Vegas

Total Plays Allowed — 48, Last: Dec. 28 at New England

Total Yards Allowed — 159, Sept. 15 at Carolina

Most, Defense

Takeaways — 4, Dec. 1 at Atlanta

Interceptions — 4, Dec. 1 at Atlanta

Fumbles Forced — 2, Sept. 8 vs. Las Vegas

Fumbles Recovered — 2, Sept. 8 vs. Las Vegas

Passes Defensed — 12, Nov. 3 at Cleveland

Sacks — 7, Nov. 10 vs. Tennessee

GAME-BY-GAME PASSES DEFENSED

Sept. 8	Las Vegas:	Poona Ford (2), Junior Colson (1), Bud Dupree (1), Khalil Mack (1).
Sept. 15	at Carolina:	Kristian Fulton (1), Deane Leonard (1), Scott Matlock (1), Elijah Molden (1), Asante Samuel Jr. (1).
Sept. 22	at Pittsburgh:	Bud Dupree (1), Alohi Gilman (1), Daiyan Henley (1), Asante Samuel Jr. (1).
Sept. 29	Kansas City:	Kristian Fulton (2), Poona Ford (1), Khalil Mack (1), Tuli Tuipulotu (1).
Oct. 13	at Denver:	Derwin James Jr. (2), Alohi Gilman (1), Khalil Mack (1), Elijah Molden (1), Tarheeb Still (1).
Oct. 21	at Arizona:	Khalil Mack (2), Cam Hart (1), Daiyan Henley (1), Teair Tart (1), Ja'Sir Taylor (1).
Oct. 27	New Orleans:	Ja'Sir Taylor (2), Daiyan Henley (1), Tuli Tuipulotu (1), Teair Tart (1).
Nov. 3	at Cleveland:	Elijah Molden (3), Tarheeb Still (3), Derwin James Jr. (2), Daiyan Henley (1), Alohi Gilman (1), Morgan Fox (1), Nick Niemann (1).
Nov. 10	Tennessee:	Cam Hart (1).
Nov. 17	Cincinnati:	Kristian Fulton (3), Cam Hart (2), Eli Apple (1), Daiyan Henley (1), Derwin James Jr. (1), Tarheeb Still (1), Ja'Sir Taylor (1).
Nov. 25	Baltimore:	Alohi Gilman (1), Elijah Molden (1).
Dec. 1	at Atlanta:	Tarheeb Still (3), Troy Dye (1), Derwin James Jr. (1), Kristian Fulton (1), Elijah Molden (1), Poona Ford (1), Khalil Mack (1), Marcus Maye (1).
Dec. 8	at Kansas City:	Daiyan Henley (1), Cam Hart (1), Marcus Maye (1), Khalil Mack (1), Ja'Sir Taylor (1).
Dec. 15	Tampa Bay:	Daiyan Henley (1), Tarheeb Still (1), Cam Hart (1).
Dec. 22	Denver:	Tarheeb Still (1), Poona Ford (1), Kendall Williamson (1), Deane Leonard (1).
Dec. 28	at New England:	Khalil Mack (1), Deane Leonard (1), Cam Hart (1).
Jan. 5	at Las Vegas:	

SEASON TOTALS (86)

Name	No.	Name	No.	Name	No.
Tarheeb Still	10	Deane Leonard	3	Scott Matlock	1
Khalil Mack	8	Bud Dupree	2	Nick Niemann	1
Kristian Fulton	7	Marcus Maye	2	Kendall Williamson	1
Cam Hart	7	Asante Samuel Jr.	2		
Daiyan Henley	7	Teair Tart	2		
Elijah Molden	7	Tuli Tuipulotu	2		
Derwin James Jr.	6	Eli Apple	1		
Poona Ford	5	Troy Dye	1		
Ja'Sir Taylor	5	Junior Colson	1		
Alohi Gilman	4	Morgan Fox	1		

GAME-BY-GAME SACKS

Sept. 8	Las Vegas:	Khalil Mack (1.5), Joey Bosa (1.0), Team Sacks (1.0), Morgan Fox (0.5).
Sept. 15	at Carolina:	Joey Bosa (1.0), Denzel Perryman (1.0).
Sept. 22	at Pittsburgh:	Derwin James Jr. (1.0), Khalil Mack (1.0).
Sept. 29	Kansas City:	Bud Dupree (2.0), Troy Dye (0.5), Tarheeb Still (0.5).
Oct. 13	at Denver:	Morgan Fox (1.0), Alohi Gilman (1.0).
Oct. 21	at Arizona:	None.
Oct. 27	New Orleans:	Khalil Mack (1.0), Bud Dupree (1.0), Poona Ford (1.0), Scott Matlock (1.0), Tuli Tuipulotu (1.0).
Nov. 3	at Cleveland:	Tuli Tuipulotu (2.5), Morgan Fox (2.0), Khalil Mack (1), Cam Hart (0.5).
Nov. 10	Tennessee:	Bud Dupree (2.0), Tuli Tuipulotu (2.0), Joey Bosa (1.0), Poona Ford (1.0), Daiyan Henley (1.0).
Nov. 17	Cincinnati:	Tuli Tuipulotu (1.5), Poona Ford (1.0), Derwin James Jr. (0.5).
Nov. 25	Baltimore:	Derwin James Jr. (1.0).
Dec. 1	at Atlanta:	Teair Tart (1.0).
Dec. 8	at Kansas City:	Derwin James Jr. (1.0), Joey Bosa (1.0), Khalil Mack (0.5), Tuli Tuipulotu (0.5).
Dec. 15	Tampa Bay:	Troy Dye (1.0).
Dec. 22	Denver:	Joey Bosa (1.0), Bud Dupree (1.0).
Dec. 28	at New England:	Derwin James Jr. (2.0), Tuli Tuipulotu (1.0), Khalil Mack (1.0).
Jan. 5	at Las Vegas:	

SEASON TOTALS (46.0)

Name	No.	Name	No.
Tuli Tuipulotu	8.5	Scott Matlock	1.0
Bud Dupree	6.0	Denzel Perryman	1.0
Khalil Mack	6.0	Teair Tart	1.0
Derwin James Jr.	5.5	Cam Hart	0.5
Joey Bosa	5.0	Tarheeb Still	0.5
Morgan Fox	3.5	Team	1.0
Poona Ford	3.0		
Troy Dye	1.5		
Alohi Gilman	1.0		
Daiyan Henley	1.0		

RECORDS

INDIVIDUAL RECORDS

*NFL Record

POINTS

Most Seasons Leading League

- 1 Nate Kaeding, 2009
- LaDainian Tomlinson, 2006
- John Carney, 1994

Most, Career

- 1,076 John Carney, 1990-2000
- 918 LaDainian Tomlinson, 2001-09
- 889 Nate Kaeding, 2004-12

Most, Season

- 186* LaDainian Tomlinson, 2006
- 146 Nate Kaeding, 2009
- 144 Nick Novak, 2013

Most, Season, Non-Kickers

- 186* LaDainian Tomlinson, 2006
- 124 Austin Ekeler, 2021
- 120 LaDainian Tomlinson, 2005

Most, Season, Rookie

- 114 Nate Kaeding, 2004
- 106 Josh Lambo, 2015
- Dennis ParTEE, 1968
- 94 Herb Travenio, 1965

Most, Game

- 30 Kellen Winslow, Nov. 22, 1981 at Oakland
- 24 (10x) Last: Austin Ekeler, Nov. 21, 2021 vs. Pit.
- 20 Mike Williams, Dec. 13, 2018 at Kansas City

TOUCHDOWNS

Most Seasons Leading League

- 3 Lance Alworth, 1964, 1965, 1966
- 2 Austin Ekeler, 2021, 2022
- 1 LaDainian Tomlinson, 2006
- Chuck Muncie, 1981

Most, Career

- 153 LaDainian Tomlinson, 2001-09
- 116 Antonio Gates, 2003-18
- 83 Lance Alworth, 1962-70

Most, Season

- 31* LaDainian Tomlinson, 2006
- 20 Austin Ekeler, 2021
- LaDainian Tomlinson, 2005
- 19 Chuck Muncie, 1981

Most, Game

- 5 Kellen Winslow, Nov. 22, 1981 at Oakland
- 4 (10x) Last: Austin Ekeler, Nov. 21, 2021 vs. Pit.
- 3 (46x) Last: A.Ekeler, Oct. 2, 2022 at Hou.

Most Consecutive Games

- 18* LaDainian Tomlinson, 2004-05
- 10 LaDainian Tomlinson, 2006
- 9 Antonio Gates, 2009-10
- Natrone Means, 1993-94
- Lance Alworth, 1963

POINTS AFTER TOUCHDOWN

Most Seasons Leading League

- 2 Nate Kaeding, 2006
- Rolf Benirschke, 1981, 1982
- 1 Herb Travenio, 1965

Most, Career

- 349 Nate Kaeding, 2004-12
- 328 Rolf Benirschke, 1977-86
- 293 John Carney, 1990-2000

Most, Season

- 58 Nate Kaeding, 2006
- 55 Rolf Benirschke, 1981
- 54 Nate Kaeding, 2004

Most, Game

- 7 (6x) Last: N.Kaeding, Dec. 28, 2008 vs. Den.
- 6 (30x) Last: M.Badgley, Dec. 8, 2019 at. Jax.
- 5 (55x) Last: C.Dicker, Nov. 12, 2023 vs. Detroit

Most Consecutive

- 250 Nate Kaeding, 2004-09
- 128 Nick Novak, 2011-14
- 87 Rolf Benirschke, 1983-86

Most Attempts, Career

- 352 Rolf Benirschke, 1977-86
- 351 Nate Kaeding, 2004-12
- 298 John Carney, 1990-2000

Most Attempts, Season

- 61 Rolf Benirschke, 1981
- 58 Nate Kaeding, 2006
- 55 Nate Kaeding, 2004
- Bob Thomas, 1985

Most Attempts, Game

- 8 Rolf Benirschke, Nov. 22, 1981 at Oakland
- 7 (6x) Last: N.Kaeding, Dec. 28, 2008 vs. Den.
- 6 (38x) Last: M. Badgley, Dec. 8, 2019 at. Jax.

TWO-POINT CONVERSIONS

Most Seasons Leading League

- 1 Ladarius Green, 2015
- Mikhael Ricks, 1999
- Ronnie Harmon, 1994

Most, Career

- 3 Joshua Palmer, 2021-24
- Ronnie Harmon, 1990-95
- 2 Keenan Allen, 2013-23
- Jared Cook, 2021
- Austin Ekeler, 2017-23
- Mike Williams, 2017-23
- Antonio Gates, 2003-18
- Melvin Gordon, 2015-19
- Ladarius Green, 2012-15
- Legedu Naanee, 2007-10
- Dave Kocourek, 1960-65

Most, Season

- 3 Ronnie Harmon, 1994
- 2 Joshua Palmer, 2024
- Jared Cook, 2021
- Austin Ekeler, 2021
- Melvin Gordon, 2018
- Antonio Gates, 2018
- 1 (36x) Last: Trey Pipkins, 2023

Most, Game

- 2* Ladarius Green, Oct. 25, 2015 vs. Oakland
- 1 (45x) Last: Joshua Palmer, Dec. 1, 2024 at Atl.

FIELD GOALS

Most Seasons Leading League

- 1 Nate Kaeding, 2009
- John Carney, 1994

Most, Career

- 261 John Carney, 1990-2000
- 180 Nate Kaeding, 2004-12
- 146 Rolf Benirschke, 1977-86

Most, Season

- 35 Cameron Dicker, 2024
- 34 Nick Novak, 2013
- John Carney, 1994
- 32 Nate Kaeding, 2009

Most, Game

- 6 (3x) Last: G.Davis, Oct. 5, 1997 at Oakland
- 5 (13x) Last: C.Dicker, Oct. 21, 2024 at Arizona
- 4 (40x) Last: C.Dicker, Dec. 28, 2024 at N.E.

Most, Game, No Misses

- 6 (3x) Last: G.Davis, Oct. 5, 1997 at Oakland
- 5 (12x) Last: C.Dicker, Oct. 21, 2024 at Arizona
- 4 (29x) Last: C.Dicker, Dec. 28, 2024 at N.E.

Highest Percentage, Career (min. 100 att.)

- 87.0 Nate Kaeding, 2004-12 (180-of-207)
- 84.6 Nick Novak, 2011-14, '17 (110-of-130)
- 81.6 John Carney, 1990-2000 (261-of-320)

Highest Percentage, Season (min. 15 att.)

- 95.0 Cameron Dicker, 2022 (19-of-20)
- 94.6 Cameron Dicker, 2024 (35-of-37)
- 93.9 Cameron Dicker, 2023 (31-of-33)
- 93.8 Michael Badgley, 2018 (15-of-16)

Most Consecutive

- 32 Nick Novak, 2013-14
- 29 John Carney, 1992-93
- 22 Nate Kaeding, 2009-10

Most Attempts, Career

- 320 John Carney, 1990-2000
- 208 Rolf Benirschke, 1977-86
- 207 Nate Kaeding, 2004-12

Most Attempts, Season

- 40 John Carney, 1993
- 39 Michael Badgley, 2020
- 38 John Carney, 1994

Most Attempts, Game

- 7 Dick Van Raaphorst, Oct. 8, 1966 at N.Y. Jets
- 6 (6x) Last: Steve Christie, Dec. 1, 2002 vs. Den.
- 5 (27x) Last: C.Dicker, Oct. 21, 2024 at Arizona

Longest

- 59 Cameron Dicker, Oct. 21, 2024 at Arizona
- Michael Badgley, Dec. 9, 2018 vs. Cincinnati
- 57 Cameron Dicker, Dec. 19, 2024 vs. Denver
- Nate Kaeding, Dec. 21, 2008 at Tampa Bay
- 55 Cameron Dicker, Nov. 6, 2023 at N.Y. Jets
- Cameron Dicker, Oct. 22, 2023 at Kansas City
- Nate Kaeding, Nov. 29, 2009 vs. Kansas City

RUSHING YARDS

Most Seasons Leading League

- 2 LaDainian Tomlinson, 2006, 2007
- 1 Dick Post, 1968
Paul Lowe, 1965

Most, Career

- 12,490 LaDainian Tomlinson, 2001-09
- 4,972 Paul Lowe, 1960-68
- 4,355 Austin Ekeler, 2017-23

Most, Season

- 1,815 LaDainian Tomlinson, 2006
- 1,683 LaDainian Tomlinson, 2002
- 1,645 LaDainian Tomlinson, 2003

Most, Game

- 243 LaDainian Tomlinson, Dec. 28, 2003 vs. Oak.
- 220 LaDainian Tomlinson, Dec. 1, 2002 vs. Denver
- 217 LaDainian Tomlinson, Sept. 29, 2002 vs. N.E.
Gary Anderson, Dec. 18, 1988 vs. Kansas City

Most Games 100 Yards or More, Career

- 46 LaDainian Tomlinson, 2001-09
- 15 Natrone Means, 1993-99
Paul Lowe, 1960-68
- 12 Ryan Mathews, 2010-14

Most Games 100 Yards or More, Season

- 10 LaDainian Tomlinson, 2006
- 7 LaDainian Tomlinson, 2002
Don Woods, 1974
- 6 Ryan Mathews, 2013
LaDainian Tomlinson, 2007
LaDainian Tomlinson, 2004
LaDainian Tomlinson, 2003
Natrone Means, 1994

Most Consecutive Games, 100 Yards or More

- 9 LaDainian Tomlinson, 2006
- 5 Natrone Means, 1994
- 4 LaDainian Tomlinson, 2007

Most Games 200 Yards or More, Career

- 4 LaDainian Tomlinson, 2001-09
- 1 Gary Anderson, 1985-88

Longest Run

- 87t Melvin Gordon, Oct. 29, 2017 at New England
Paul Lowe, Sept. 10, 1961 at Dallas Texans
- 86t Keith Lincoln, Sept. 30, 1962 at Oakland
- 85t LaDainian Tomlinson, Dec. 17, 2006 vs. K.C.

RUSHING TOUCHDOWNS

Most Seasons Leading League

- 3 LaDainian Tomlinson, 2004, 2006, 2007
- 1 Chuck Muncie, 1981
Paul Lowe, 1961, 1965

Most, Career

- 138 LaDainian Tomlinson, 2001-09
- 43 Chuck Muncie, 1980-84
- 39 Austin Ekeler, 2017-23

Most, Season

- 28* LaDainian Tomlinson, 2006
- 19 Chuck Muncie, 1981
- 18 LaDainian Tomlinson, 2005

Most, Game

- 4 LaDainian Tomlinson, Oct. 14, 2007 vs. Oak.
LaDainian Tomlinson, Nov. 12, 2006 at Cin.
LaDainian Tomlinson, Oct. 15, 2006 at S.F.
Chuck Muncie, Nov. 29, 1981 vs. Denver
Clarence Williams, Sept. 16, 1979 vs. Buffalo
- 3 (22x), Last: M.Gordon, Oct. 15, 2018 at Cle.
- 2 (127x), Last: G.Edwards, Dec. 19, 2024 vs. Den.

Most Consecutive Games

- 18* LaDainian Tomlinson, 2004-05
- 9 Natrone Means, 1993-94
- 8 LaDainian Tomlinson, 2006

RUSHING AVERAGE

Most Seasons Leading League (min. 100 att.)

- 2 Paul Lowe, 1960, 1965
- 1 Dickie Post, 1968
Brad Hubbard, 1967
Keith Lincoln, 1963

Highest, Career (minimum 500 att.)

- 4.90 Paul Lowe, 1960-68
- 4.71 Keith Lincoln, 1961-66, '68
- 4.43 Dickie Post, 1967-70

Highest, Season (minimum 100 att.)

- 6.45 Keith Lincoln, 1963
- 6.29 Paul Lowe, 1960
- 5.71 Paul Lowe, 1963

Highest, Game (minimum 10 att.)

- 14.7 Michael Turner, Oct. 7, 2007 at Denver
- 13.8 Keith Lincoln, Sept. 30, 1962 at Oakland
- 13.5 J.K. Dobbins, Sept. 8, 2024 vs. Las Vegas

RUSHING ATTEMPTS

Most, Career

- 2,880 LaDainian Tomlinson, 2001-09
- 1,059 Melvin Gordon, 2015-19
- 1,031 Marion Butts, 1989-93

Most, Season

- 372 LaDainian Tomlinson, 2002
- 348 LaDainian Tomlinson, 2006
- 343 Natrone Means, 1994

Most, Game

- 39 LaDainian Tomlinson, Oct. 20, 2002 at Oak.
Marion Butts, Dec. 17, 1989 at Kansas City
- 37 (3x) Last: L.Tomlinson, Nov. 21, 2004 at Oak.
- 36 LaDainian Tomlinson, Sept. 9, 2001 vs. Was.
Gary Brown, Oct. 5, 1997 at Oakland

PASSING ATTEMPTS

Most Seasons Leading League

- 2 Dan Fouts, 1980, 1981
John Hadl, 1968, 1971
- 1 Philip Rivers, 2015

Most, Career

- 7,591 Philip Rivers, 2004-19
- 5,604 Dan Fouts, 1973-87
- 3,640 John Hadl, 1962-72

Most, Season

- 699 Justin Herbert, 2022
- 672 Justin Herbert, 2021
- 661 Philip Rivers, 2015

Most, Game

- 65 Philip Rivers, Oct. 18, 2015 at Green Bay
- 64 Justin Herbert, Jan. 9, 2022 at Las Vegas (OT)
- 58 Philip Rivers, Oct. 25, 2015 vs. Oakland
Mark Herrmann, Dec. 22, 1985 at K.C.

PASS COMPLETIONS

Most Seasons Leading League

- 2 Dan Fouts, 1980, 1981
John Hadl, 1968, 1971
- 1 Philip Rivers, 2015

Most, Career

- 4,908 Philip Rivers, 2004-19
- 3,297 Dan Fouts, 1973-87
- 1,917 Justin Herbert, 2020-24

Most, Season

- 477 Justin Herbert, 2022
- 443 Justin Herbert, 2021
- 437 Philip Rivers, 2015

Most, Game

- 43 Philip Rivers, Oct. 18, 2015 at Green Bay
- 40 Justin Herbert, Sept. 24, 2023 at Minnesota
- 39 Justin Herbert, Dec. 11, 2022 vs. Miami

Most Consecutive

- 25* Philip Rivers, Nov. 25, 2018 vs. Arizona
- 22 Philip Rivers, Sept. 13, 2015 vs. Detroit –
Sept. 20, 2015 at Cincinnati
- 20 Philip Rivers, Sept. 13, 2015 vs. Detroit

COMPLETION PERCENTAGE

Most Seasons Leading League (min. 140 att.)

- 1 Philip Rivers, 2013
Mark Herrmann, 1985
Dan Fouts, 1979
Tobin Rote, 1963

Highest, Career (minimum 500 att.)

- 66.3 Justin Herbert, 2020-24
- 64.7 Philip Rivers, 2004-19
- 62.2 Drew Brees, 2001-05

Highest, Season (minimum 140 att.)

- 69.5 Philip Rivers, 2013
- 68.2 Justin Herbert, 2022
- 68.3 Philip Rivers, 2018

Highest, Game (minimum 20 att.)

- 96.6 Philip Rivers, Nov. 25, 2018 vs. Ari. (28-of-29)
- 90.0 Philip Rivers, Nov. 1, 2012 vs. K.C. (18-of-20)
- 88.0 Drew Brees, Oct. 31, 2004 vs. Oak. (22-of-25)

PASSING YARDS

Most Seasons Leading League

- 4 Dan Fouts, 1979, 1980, 1981, 1982
- 3 John Hadl, 1965, 1968, 1971
- 1 Philip Rivers, 2010

Most, Career

- 59,271 Philip Rivers, 2004-19
- 43,040 Dan Fouts, 1973-87
- 26,938 John Hadl, 1962-72

Most, Season

- 5,014 Justin Herbert, 2021
- 4,802 Dan Fouts, 1981
- 4,792 Philip Rivers, 2015

Most, Game

- 503 Philip Rivers, Oct. 18, 2015 at Green Bay
- 455 Philip Rivers, Sept. 26, 2010 at Seattle
- 444 Dan Fouts, Dec. 11, 1982 at San Francisco
Dan Fouts, Oct. 19, 1980 vs. N.Y. Giants

Most Games 300 Yards or More, Career

- 70 Philip Rivers, 2004-19
- 51 Dan Fouts, 1973-87
- 26 Justin Herbert, 2020-24

Most Games 300 Yards or More, Season

- 9 Justin Herbert, 2021
- 8 Justin Herbert, 2020
Philip Rivers, 2015, 2019
Dan Fouts, 1980
- 7 Dan Fouts, 1981, 1985

Most Consecutive Games, 300 Yards or More

- 5 Philip Rivers, 2015
- 4 Dan Fouts, 1979, 1980-81
- 3 Justin Herbert, 2020-21, 2021, 2022
Philip Rivers, 2010-11, 2016, 2017
Dan Fouts, 1980, 1985
John Hadl, 1967

Most Games 400 Yards or More, Career

- 11 Philip Rivers, 2004-19
- 6 Dan Fouts, 1973-87
- 1 Justin Herbert, 2020-24
Jim Harbaugh, 1999-2000

Longest Completion

- 99t* Stan Humphries, Sept. 18, 1994 at Seattle
- 91t Jack Kemp, Nov. 12, 1961 at Denver
- 88t Ed Luther, Dec. 3, 1984 vs. Chicago

TOUCHDOWN PASSES

Most Seasons Leading League

- 2 Dan Fouts, 1981, 1982
John Hadl, 1968, 1971
- 1 Philip Rivers, 2008

Most, Career

- 397 Philip Rivers, 2004-19
- 254 Dan Fouts, 1973-87
- 201 John Hadl, 1962-72

Most, Season

- 38 Justin Herbert, 2021
- 34 Philip Rivers, 2008
- 33 Philip Rivers, 2017-18
Dan Fouts, 1981

Most, Game

- 6 Dan Fouts, Nov. 22, 1981 at Oakland
- 5 (4x), Last: Drew Brees, Oct. 31, 2004 vs. Oak.
- 4 (32x), Last: J.Herbert, Nov. 12, 2023 vs. Det.

Most Consecutive Games

- 28 Philip Rivers, 2012-14
- 27 Philip Rivers, 2017-18
- 26 Justin Herbert, 2020-23

INTERCEPTIONS THROWN

Most Seasons Leading League (Most INTs)

- 2 Philip Rivers, 2014, 2016
John Hadl, 1968, 1972

Most, Career

- 242 Dan Fouts, 1973-87
- 211 John Hadl, 1962-72
- 198 Philip Rivers, 2004-19

Most, Season

- 32 John Hadl, 1968
- 26 John Hadl, 1972
- 25 John Hadl, 1971
Jack Kemp, 1960

Most, Game

- 6 Ed Luther, Oct. 31, 1983 vs. Washington
John Hadl, Dec. 8, 1968 vs. Kansas City
- 5 (9x), Last: C.Wheilihan, Dec. 13, 1998 at Sea.
- 4 (33x), Last: P.Rivers, Nov. 18, 2019 vs. K.C.

Fewest, Season (minimum 150 att.)

- 1 Easton Stick, 2023 (174 att.)
- 3 Justin Herbert, 2024 (468 att.)
Ed Luther, 1984 (151 att.)
- 4 Doug Flutie, 2003 (167 att.)
John Friesz, 1993 (238 att.)

Most Consecutive Attempts, None Intercepted

- 357 Justin Herbert, Sept. 15, 2024-Dec. 15, 2024
- 233 Justin Herbert, Dec. 26, 2022-Oct. 1, 2023
- 194 Drew Brees, Oct. 17-Dec. 5, 2004

Lowest Percentage, Season (minimum 150 att.)

- 0.6 Justin Herbert, 2024
Easton Stick, 2023
- 1.4 Justin Herbert, 2022
- 1.5 Justin Herbert, 2023

PASSER RATING

Most Seasons Leading League (min. 300 att.)

- 1 Philip Rivers, 2008

Highest, Career (minimum 500 att.)

- 96.4 Justin Herbert, 2020-24
- 95.1 Philip Rivers, 2004-19
- 84.9 Drew Brees, 2001-05

Highest, Season (minimum 300 att.)

- 105.5 Philip Rivers, 2008, 2013, 2018
- 104.8 Drew Brees, 2004
- 104.4 Philip Rivers, 2009

Highest, Game (minimum 20 att.)

- 157.1 Dan Fouts, Sept. 7, 1981 at Cleveland
- 154.4 Philip Rivers, Dec. 8, 2019 at Jacksonville
- 153.1 Drew Brees, Oct. 31, 2004 vs. Oakland

RECEIVING YARDS

Most Seasons Leading League

- 3 Lance Alworth, 1965, 1966, 1968
- 1 Wes Chandler, 1982
John Jefferson, 1980

Most, Career

- 11,841 Antonio Gates, 2003-18
- 10,530 Keenan Allen, 2013-23
- 9,584 Lance Alworth, 1962-70

Most, Season

- 1,602 Lance Alworth, 1965
- 1,393 Keenan Allen, 2017
- 1,383 Lance Alworth, 1966

Most, Game

- 260 Wes Chandler, Dec. 20, 1982 vs. Cincinnati
- 243 Wes Chandler, Sept. 15, 1985 vs. Seattle
- 232 Lance Alworth, Oct. 20, 1963 at Kansas City

Most Games 100 Yards or More, Career

- 41 Lance Alworth, 1962-70
- 38 Keenan Allen, 2013-23
- 24 Kellen Winslow, 1979-87

Most Games 100 Yards or More, Season

- 9 Lance Alworth, 1965
- 8 Lance Alworth, 1966
- 7 Keenan Allen, 2017
John Jefferson, 1980

Most Consecutive Games, 100 Yards or More

- 5 Lance Alworth, 1966
- 4 Keenan Allen, 2017
Wes Chandler, 1982
John Jefferson, 1979-80
Charlie Joiner, 1976
Lance Alworth, 1968
Lance Alworth, 1965
- 3 Keenan Allen, 2023
Kellen Winslow, 1982
Kellen Winslow, 1980
John Jefferson, 1980
John Jefferson, 1979
Gary Garrison, 1971
Lance Alworth, 1967
Lance Alworth, 1965
Lance Alworth, 1964

Most Games 200 Yards or More, Career

- 5* Lance Alworth, 1962-70
- 2 Wes Chandler, 1981-87
- 1 Keenan Allen, 2013-23
Malcom Floyd, 2004-15

Longest Reception

- 99t* Tony Martin, Sept. 18, 1994 at Seattle
- 91t Keith Lincoln, Nov. 12, 1961 at Denver
- 88t Bobby Duckworth, Dec. 3, 1984 at Chicago

RECEIVING AVERAGE

Most Seasons Leading League (min. 35 rec.)

- 1 Mike Williams, 2019
Malcom Floyd, 2011
Wes Chandler, 1982
Gary Garrison, 1970
Lance Alworth, 1965

Average per Catch, Career (minimum 250 rec.)

- 19.4 Lance Alworth, 1962-70
- 18.6 Gary Garrison, 1966-76
- 17.5 Vincent Jackson, 2005-11

Average per Catch, Season (minimum 35 rec.)

- 23.2 Lance Alworth, 1965
- 22.9 Gary Garrison, 1970
- 21.2 Gary Garrison, 1968, 1971

Highest, Game (minimum 5 rec.)

- 36.0 Lance Alworth, Nov. 2, 1963 at New York Jets
- 33.6 Lance Alworth, Nov. 15, 1964 at Kansas City
- 32.0 Lance Alworth, Dec. 19, 1965 vs. Oakland

RECEPTIONS

Most Seasons Leading League

- 3 Lance Alworth, 1966, 1968, 1969
- 2 Kellen Winslow, 1980, 1981

Most, Career

- 955 Antonio Gates, 2003-18
- 904 Keenan Allen, 2013-23
- 586 Charlie Joiner, 1976-86

Most, Season

- 108 Keenan Allen, 2023
- 107 Austin Ekeler, 2022
- 106 Keenan Allen, 2021

Most, Game

- 18 Keenan Allen, Sept. 24, 2023 at Minnesota
- 16 Keenan Allen, Nov. 22, 2020 vs. N.Y. Jets
- 15 Austin Ekeler, Oct. 6, 2019 vs. Denver
Keenan Allen, Sept. 13, 2015 vs. Detroit
Kellen Winslow, Oct. 7, 1984 at Green Bay

Most Consecutive Games With a Catch

- 96 Lance Alworth, 1962-69
- 80 Antonio Gates, 2003-08
- 78 Charlie Joiner, 1978-84

RECEIVING TOUCHDOWNS

Most Seasons Leading League

- 3 Lance Alworth, 1964, 1965, 1966
- 2 John Jefferson, 1978, 1980
- 1 Tony Martin, 1996
Wes Chandler, 1982

Most, Career

- 116 Antonio Gates, 2003-18
- 81 Lance Alworth, 1962-70
- 59 Keenan Allen, 2013-23

Most, Season

- 14 Tony Martin, 1996
Lance Alworth, 1965
- 13 Antonio Gates, 2004
John Jefferson, 1978, 1980
Lance Alworth, 1964, 1966
- 12 Antonio Gates, 2014
Gary Garrison, 1970

Most, Game

- 5* Kellen Winslow, Nov. 22, 1981 at Oakland
- 4 Lance Alworth, Dec. 1, 1968 at Denver
- 3 (14x) Last: D.Woodhead, Dec. 20, 2015 vs. Mia.

Most Consecutive Games

- 9 Antonio Gates, 2009-10
Lance Alworth, 1963
- 7 Lance Alworth, 1967
- 6 John Jefferson, 1980
Lance Alworth, 1964

SCRIMMAGE YARDS

Most Seasons Leading League

- 2 Lance Alworth, 1965, 1968
- 1 LaDainian Tomlinson, 2003

Most, Career

- 16,445 LaDainian Tomlinson, 2001-09
11,841 Antonio Gates, 2003-18
10,643 Keenan Allen, 2013-23

Most, Season

- 2,370 LaDainian Tomlinson, 2003
2,323 LaDainian Tomlinson, 2006
2,172 LaDainian Tomlinson, 2002

Most, Game

- 271 LaDainian Tomlinson, Dec. 1, 2002 vs. Den.
261 Melvin Gordon, Nov. 6, 2016 vs. Tennessee
260 LaDainian Tomlinson, Dec. 28, 2003 vs. Oak.
Wes Chandler, Dec. 20, 1982 vs. Cincinnati

Most Games 100 Yards or More, Career

- 79 LaDainian Tomlinson, 2001-09
44 Lance Alworth, 1962-70
39 Keenan Allen, 2013-23

Most Games 100 Yards or More, Season

- 14 LaDainian Tomlinson, 2006
11 LaDainian Tomlinson, 2003
10 Ryan Mathews, 2011
LaDainian Tomlinson, 2004
LaDainian Tomlinson, 2002

Most Consecutive Games, 100 Yards or More

- 11 LaDainian Tomlinson, 2006
6 Melvin Gordon, 2018
Ryan Mathews, 2011
LaDainian Tomlinson, 2007
LaDainian Tomlinson, 2004
5 Natrone Means, 1994
Lydell Mitchell, 1978

Most Games 200 Yards or More, Career

- 12 LaDainian Tomlinson, 2001-09
5 Lance Alworth, 1962-70
2 Lionel James, 1984-88
Wes Chandler, 1981-87

INTERCEPTIONS

Most Seasons Leading League

- 1 Casey Hayward, 2016
- Eric Weddle, 2011
- Antonio Cromartie, 2007

Most, Career

- 42 Gill Byrd, 1983-92
29 Dick Harris, 1960-65
26 Rodney Harrison, 1994-2002

Most, Season

- 10 Antonio Cromartie, 2007
9 Charlie McNeil, 1961
8 (4x) Last: Ryan McNeil, 2001

Most, Game

- 3 Antonio Cromartie, Nov. 11, 2007 vs. Ind.
Dwayne Harper, Nov. 27, 1995 vs. Oakland
Pete Shaw, Nov. 2, 1980 at Cincinnati
Clarence Duren, Oct. 30, 1977 at Miami
Chris Fletcher, Nov. 30, 1975 at Denver (OT)
Joe Beauchamp, Sept. 24, 1972 vs. Denver
Leslie "Speedy" Duncan, Sept. 25, 1966 at Oak.
Bud Whitehead, Oct. 10, 1965 at Buffalo
Dick Harris, Nov. 17, 1963 at Buffalo
C.McNeil, Sept. 24, 1961 vs. Houston Oilers
C.McNeil, Dec. 18, 1960 vs. Titans of N.Y.
2 (87x) Last: Tarheeb Still, Dec. 1, 2024 at Atl.

Most Consecutive Games

- 5 Charlie McNeil, 1961
4 Greg Jackson, 1998
Gill Byrd, 1989
Mike Fuller, 1977
Bryant Salter, 1972
3 (18x) Last: Stephen Cooper, 2008

INTERCEPTION RETURN YARDS

Most Seasons Leading League

- 1 Vencie Glenn, 1987
- Charlie McNeil, 1961

Most, Career

- 546 Gill Byrd, 1983-92
502 Charlie McNeil, 1960-64
477 Kenny Graham, 1964-69

Most, Season

- 349 Charlie McNeil, 1961
224 Stanley Richard, 1994
166 Vencie Glenn, 1987

Most, Game

- 177* Charlie McNeil, Sept. 24, 1961 vs. Hou. Oilers
106 Woodrow Lowe, Nov. 18, 1979 vs. Pittsburgh
103 Vencie Glenn, Nov. 29, 1987 vs. Denver

Longest Return

- 103t Vencie Glenn, Nov. 29, 1987 vs. Denver
102t Donald Frank, Oct. 31, 1993 at L.A. Raiders
100t Leslie "Speedy" Duncan, Oct. 15, 1967 vs. K.C.

INTERCEPTION TOUCHDOWNS

Most Seasons Leading League

- 1 Clinton Hart, 2005
- Jeffery Dale, 1985
- John Hendy, 1985
- Gill Byrd, 1984
- Woodrow Lowe, 1979
- Fred Dean, 1977
- Leroy Jones, 1977
- Kenny Graham, 1969
- Joe Beauchamp, 1968
- Earl Faison, 1964
- Henry Schmidt, 1964
- Claude Gibson, 1962
- Dick Harris, 1961

Most, Career

- 5 Kenny Graham, 1964-69
Dick Harris, 1960-65
4 Woodrow Lowe, 1976-86
3 Eric Weddle, 2007-15
Joe Beauchamp, 1966-75

Most, Season

- 3 Dick Harris, 1961
2 (9x) Last: Demorris Williams, 2012
1 (78x) Last: Tarheeb Still, 2024

Most, Game

- 1 (99x) Last: Tarheeb Still, Dec. 1, 2024 at Atl.

SACKS

Most Seasons Leading League

- 1 Shawne Merriman, 2006

Most, Career

- 105.5 Leslie O'Neal, 1986-95
72.0 Joey Bosa, 2016-24
69.5 Shaun Phillips, 2004-12

Most, Season

- 17.5 Gary Johnson, 1980
17.0 Khalil Mack, 2023
Shawne Merriman, 2006
Leslie O'Neal, 1992
Steve DeLong, 1969
15.5 Fred Dean, 1978

Most, Game (since 1982)

- 6.0 Khalil Mack, Oct. 1, 2023 vs. Las Vegas
5.0 Leslie O'Neal, Nov. 16, 1986 vs. Dallas
4.0 Antwan Barnes, Dec. 18, 2011 vs. Baltimore
Shaun Phillips, Oct. 3, 2010 vs. Arizona
Leslie O'Neal, Oct. 22, 1995 at Seattle
Leslie O'Neal, Dec. 6, 1992 at Phoenix
Leslie O'Neal, Dec. 22, 1991 vs. Denver

PUNTS

Most Seasons Leading League

- 1 Paul Maguire, 1962

Most, Career

- 771 Darren Bennett, 1995-2003
756 Mike Scifres, 2003-15
519 Dennis Pardee, 1968-75

Most, Season

- 95 Darren Bennett, 1998
92 Darren Bennett, 2000
89 Darren Bennett, 1997, 1999

Most, Game

- 11 (5x), Last: D.Bennett, Oct. 11, 1998 at Oak.
10 (10x) Last: D.Kaser, Nov. 12, 2017 at Jax.
9 (14x), Last: D.Kaser, Dec. 24, 2017 at N.Y. Jets

PUNT YARDS

Most Seasons Leading League

- 1 Paul Maguire, 1962

Most, Career

- 34,152 Mike Scifres, 2003-15
33,776 Darren Bennett, 1995-2003
21,417 Dennis Pardee, 1968-75

Most, Season

- 4,248 Darren Bennett, 2000
4,174 Darren Bennett, 1998
3,972 Darren Bennett, 1997

Most, Game

- 522 Darren Bennett, Oct. 11, 1998 at Oakland
493 Mike Scifres, Nov. 18, 2012 at Denver
492 Dennis Pardee, Nov. 10, 1974 at Kansas City

Longest Punt

- 83 JK Scott, Dec. 10, 2023 vs. Denver
82 Paul Maguire, Nov. 19, 1961 vs. Dallas Texans
73 Dennis Pardee, Oct. 17, 1971 at Denver

PUNTING AVERAGE

Most Seasons Leading League (min. 50 punts)

- 1 Darren Bennett, 2000

Highest, Career (minimum 100 punts)

- 47.4 Drew Kaser, 2016-18
46.5 Ty Long, 2019-21
45.6 JK Scott, 2022-24
45.2 Mike Scifres, 2003-15

Highest, Season (minimum 50 punts)

- 48.3 Mike Scifres, 2012
48.1 Drew Kaser, 2017
46.8 Ty Long, 2020

Highest, Game (minimum 4 punts)

- 59.5 Mike Scifres, Oct. 17, 2010 at St. Louis
Darren Bennett, Oct. 1, 1995 at Pittsburgh
57.4 JK Scott, Dec. 10, 2023 vs. Denver
57.3 JK Scott, Oct. 27, 2024 vs. New Orleans

PUNT RETURN YARDS

Most Seasons Leading League

- 1 Leslie "Speedy" Duncan, 1965

Most, Career

- 2,388 Mike Fuller, 1975-80
1,651 Leslie "Speedy" Duncan, 1964-70
1,407 Darrien Gordon, 1993-96

Most, Season

- 537 Darrien Gordon, 1996
489 Eric Metcalf, 1997
475 Darrien Gordon, 1994

Most, Game

- 168 Eric Metcalf, Nov. 2, 1997 at Cincinnati
136 Mike Fuller, Nov. 21, 1976 at Buffalo
133 Andre Coleman, Sept. 17, 1995 at Philadelphia

Longest Return

- 95t Leslie "Speedy" Duncan, Nov. 24, 1968 vs. NYJ
90t Darrien Gordon, Sept. 25, 1994 at L.A. Raiders
88t Andre Coleman, Sept. 17, 1995 at Philadelphia
Mike Fuller, Oct. 9, 1977 at New Orleans

PUNT RETURN AVERAGE

Most Seasons Leading League (min. 20 ret.)

- 1 Derius Davis, 2023
- Ron Smith, 1973
- Leslie "Speedy" Duncan, 1965

Highest, Career (minimum 50 ret.)

- 13.7 Darrien Gordon, 1993-96
- 12.0 Leslie "Speedy" Duncan, 1964-70
- 11.3 Mike Fuller, 1975-80

Highest, Season (minimum 20 ret.)

- 16.0 Derius Davis, 2023
- 15.5 Leslie "Speedy" Duncan, 1965
- 14.9 Darrien Gordon, 1996

PUNT RETURN TOUCHDOWNS

Most Seasons Leading League

- 2 Leslie "Speedy" Duncan, 1965, 1966
- 1 Derius Davis, 2023
- Desmond King, 2018
- Eric Metcalf, 1997
- Andre Coleman, 1995
- Darrien Gordon, 1994
- Nate Lewis, 1990
- Kitrick Taylor, 1990
- Ron Smith, 1973

Most, Career

- 4 Leslie "Speedy" Duncan, 1964-70
- 3 Eric Metcalf, 1997
- Darrien Gordon, 1993-96
- 2 (5x) Last: Desmond King, 2017-19

Most, Season

- 3 Eric Metcalf, 1997
- 2 (3x) Last: Darrien Gordon, 1994
- 1 (20x) Last: Derius Davis, 2023

Most, Game

- 2* Eric Metcalf, Nov. 2, 1997 at Cincinnati
- 1 (26x) Last: Derius Davis, Nov. 6, 2023 at NYJ

PUNT RETURNS

Most, Career

- 212 Mike Fuller, 1975-80
- 138 Leslie "Speedy" Duncan, 1964-70
- 124 Lionel James, 1984-88

Most, Season

- 46 Mike Fuller, 1979
- 45 Eric Metcalf, 1997
- 39 Mike Fuller, 1978

Most, Game

- 8 (4x) Last: Leon Johnson, Dec. 7, 2003 at Det.
- 7 (4x) Last: M.Fuller, Dec. 17, 1978 at Hou. Oilers
- 6 (9x) Last: J.Herndon, Dec. 20, 2015 vs. Mia.

Most Fair Catches, Season

- 29 Derius Davis, 2023
- 25 Travis Benjamin, 2017
- 24 Kenny Graham, 1969

Most Fair Catches, Game

- 6 Derius Davis, Dec. 10, 2023 vs. Denver
- Phil McConkey, Dec. 17, 1989 at Kansas City
- 5 Travis Benjamin, Oct. 22, 2017 vs. Denver
- Jeff Graham, Sept. 3, 2000 at Oakland
- Kenny Graham, Oct. 4, 1969 vs. Cincinnati

KICKOFF RETURN YARDS

Most Seasons Leading League

- 1 Ronney Jenkins, 2001
- Lionel James, 1984
- James Brooks, 1982

Most, Career

- 6,469 Darren Sproles, 2005-10
- 3,997 Ronney Jenkins, 2000-02
- 3,914 Andre Coleman, 1994-96

Most, Season

- 1,541 Ronney Jenkins, 2001
- 1,531 Ronney Jenkins, 2000
- 1,528 Darren Sproles, 2005

Most, Game

- 250 Ronney Jenkins, Nov. 18, 2001 at Oakland
- 221 Ronney Jenkins, Sept. 10, 2000 vs. N.O.
- 215 Richard Goodman, Jan. 1, 2012 at Oakland

Longest Return

- 105t Richard Goodman, Jan. 1, 2012 at Oakland
- 103t Darren Sproles, Sept. 14, 2008 at Denver
- Keith Lincoln, Sept. 16, 1962 vs. Titans of N.Y.
- 101t Andre Roberts, Jan. 2, 2022 vs. Denver

KICKOFF RETURN AVERAGE

Most Seasons Leading League (min. 10 ret.)

- 1 Jimmy Warren, 1964

Highest, Career (minimum 75 ret.)

- 25.3 Leslie "Speedy" Duncan, 1964-70
- 25.1 Darren Sproles, 2005-10
- 24.2 Ronney Jenkins, 2000-02

Highest, Season (minimum 10 ret.)

- 32.8 Andre Roberts, 2021
- 29.7 Antonio Cromartie, 2006
- 28.9 Nasir Adderley, 2020

KICKOFF RETURN TOUCHDOWNS

Most Seasons Leading League

- 2 Anthony Miller, 1988, 1989
- 1 Richard Goodman, 2011
- Ronney Jenkins, 2001
- Andre Coleman, 1995
- Nate Lewis, 1991
- Jamie Holland, 1988
- Keith Lincoln, 1962

Most, Career

- 4 Andre Coleman, 1994-96
- 3 Ronney Jenkins, 2000-02
- 2 Darren Sproles, 2005-10
- Anthony Miller, 1988-93

Most, Season

- 2 Ronney Jenkins, 2001
- Andre Coleman, 1995
- Andre Coleman, 1994
- 1 (14x) Last: Andre Roberts, 2021

Most, Game

- 1 (20x) Last: A.Roberts, Jan. 2, 2022 vs. Den.

KICKOFF RETURNS

Most Seasons Leading League

- 1 Lionel James, 1984
- James Brooks, 1982

Most, Career

- 258 Darren Sproles, 2005-10
- 166 Andre Coleman, 1994-96
- 165 Ronney Jenkins, 2000-02

Most, Season

- 67 Ronney Jenkins, 2000
- 63 Darren Sproles, 2005
- 62 Andre Coleman, 1995

Most, Game

- 8 (5x) Last: Darren Sproles, Oct. 26, 2008 at N.O. in London
- 7 (14x) Last: D.Davis, Dec. 15, 2024 vs. T.B.
- 6 (36x) Last: R.Goodman, Jan. 1, 2012 at Oak.

COMBINED KICK & PUNT RETURN YARDS

Most Seasons Leading League

- 1 James Brooks, 1982
- Leslie "Speedy" Duncan, 1965

Most, Career

- 7,404 Darren Sproles, 2005-10
- 5,037 Leslie "Speedy" Duncan, 1964-70
- 4,240 Andre Coleman, 1994-96

Most, Season

- 1,737 Andre Coleman, 1995
- 1,636 Darren Sproles, 2005
- 1,625 Darren Sproles, 2008

COMBINED KICK & PUNT RETURNS

Most Seasons Leading League

- 1 Leslie "Speedy" Duncan, 1965

Most, Career

- 372 Darren Sproles, 2005-10
- 289 Mike Fuller, 1975-80
- 272 Leslie "Speedy" Duncan, 1964-70

Most, Season

- 90 Andre Coleman, 1995
- 81 Darren Sproles, 2005
- 80 Darren Sproles, 2009

SERVICE

Most Seasons

- 17 David Binn, 1994-2010
- 16 Philip Rivers, 2004-19
- Antonio Gates, 2003-18
- 15 Dan Fouts, 1973-87
- Russ Washington, 1968-82
- 14 Don Macek, 1976-89
- Doug Wilkerson, 1971-84

Most Games

- 256 David Binn, 1994-10
- 236 Antonio Gates, 2003-18
- 228 Philip Rivers, 2004-19
- 200 Junior Seau, 1990-2002
- Russ Washington, 1968-82

Most Consecutive Games

- 225 Philip Rivers, 2005-19
- 179 David Binn, 1994-10
- 178 Russ Washington, 1968-80

Most Consecutive Starts

- 224 Philip Rivers, 2006-19
- 148 Russ Washington, 1970-80
- 140 Walt Sweeney, 1964-73

TEAM RECORDS

*NFL Record | †strike-shortened 1982 season

GAMES WON

Most, Season

- 14 2006
- 13 2009
- 12 1961, 1979, 2004, 2018

Fewest, Season

- 1 2000
- 2 1973, 1975
- 4 1962, 1972, 1986, 1991, 1997, 2003, 2015

Most Consecutive

- 15 Nov. 27, 1960-Dec. 3, 1961
- 11 (3x) Last: Oct. 25, 2009-Jan. 3, 2010
- 8 (7x) Last: Oct. 25, 2004-Dec. 13, 2004

Most Consecutive at Home

- 10 Nov. 5, 1978-Nov. 25, 1979
- 9 (3x) Last: Sept. 17, 2006-Sept. 9, 2007
- 8 (4x) Last: Sept. 17, 2006-Dec. 31, 2006

Most Consecutive on Road

- 11 Oct. 2, 1960-Nov. 12, 1961
- 6 (4x) Last: Oct. 14, 2018 -Dec. 30, 2018
- 5 (5x) Last: Oct. 14, 2018 -Dec. 13, 2018

Most Consecutive at Start of Season

- 11 1961
- 6 1994
- 4 1966, 1980, 2002

GAMES LOST

Most, Season

- 15 2000
- 12 1975, 1986, 1991, 1997, 2003, 2015, 2023
- 11 1973, 1998, 2001, 2016, 2019

Fewest, Season

- 2 1961, 1965, 2006
- 3 2009, 1963, 1982†
- 4 1960, 1979, 2004, 2018

Most Consecutive

- 11 (2x) Last: Sept. 3, 2000-Nov. 19, 2000
- 9 (5x) Last: Dec. 4, 2016-Oct. 1, 2017
- 8 (9x) Last: Dec. 4, 2016-Sept. 24, 2017

Most Consecutive at Home

- 7 Nov. 13, 2016-Oct. 1, 2017
- 6 (2x) Last: Nov. 13, 2016-Sept. 24, 2017
- 5 (11x) Last: Nov. 12, 2023-Jan. 7, 2024

Most Consecutive on Road

- 11 Oct. 6, 1985-Oct. 26, 1986
- 8 (4x) Last: Sept. 3, 2000-Dec. 17, 2000
- 7 (7x) Last: Nov. 10, 2002-Oct. 5, 2003

Most Consecutive on Road w/o Victory (Ties incl.)

- 14 Nov. 22, 1970-Nov. 19, 1972

POINTS

Most Seasons Leading League

- 6 1963, 1965, 1981, 1982, 1985, 2006

Most, Season

- 492 2006
- 478 1981
- 474 2021

Most, Game

- 58 Dec. 22, 1963 vs. Denver
- 55 Nov. 22, 1981 at Oakland
Oct. 20, 1968 vs. Denver
- 54 Nov. 19, 2017 vs. Buffalo

Most Game, Both Teams

- 98 Dec. 8, 1985 vs. Pittsburgh
- 93 Dec. 18, 1960 vs. Titans of New York
- 90 Nov. 12, 2006 at Cincinnati

Most, Half

- 42 Nov. 12, 2006 at Cincinnati (2nd half)
- 41 Nov. 5, 1961 vs. Titans of N.Y. (2nd half)
- 37 Nov. 19, 2017 vs. Buffalo (1st half)

Most, Quarter

- 28 Nov. 25, 2018 vs. Arizona (2nd quarter)
Nov. 15, 1964 at K.C. (2nd quarter)
Nov. 5, 1961 vs. Titans of N.Y. (3rd quarter)
Sept. 24, 1961 vs. Houston Oilers (2nd quarter)

Most, Quarter, Both Teams

- 41 Nov. 21, 2021 vs. Pittsburgh (4th quarter)
Oct. 10, 2021 vs. Cleveland (4th quarter)
- 38 Dec. 26, 2021 at Houston (4th quarter)
Sept. 14, 2008 at Denver (2nd quarter)
Oct. 19, 1986 at Kansas City (2nd quarter)
Oct. 6, 1963 at Denver (2nd quarter)
Oct. 7, 1961 at Boston (2nd quarter)

Fewest, Season

- 188 1973
- 189 1975
- 212 1974

Fewest, Game

- 0 (29x) Last: Dec. 6, 2020 vs. New England

Most Consecutive Games Not Shutout

- 240 Nov. 7, 1999-Nov. 2, 2014
- 114 Oct. 4, 1992-Oct. 24, 1999
- 105 Sept. 7, 1962-Oct. 26, 1969
- 98 Nov. 16, 2014-Nov. 29, 2020

TOUCHDOWNS

Most Seasons Leading League

- 6 1963, 1979, 1981, 1982, 1985, 2006

Most, Season

- 61 1981
- 60 1985
- 59 2006

Most, Game

- 8 Dec. 8, 1985 vs. Pittsburgh
Nov. 22, 1981 at Oakland
- 7 (9x) Last: Oct. 10, 2021 vs. Cleveland
- 6 (37x) Last: Dec. 8, 2019 at Jacksonville

Fewest, Season

- 22 1973, 1975
- 23 1998
- 25 1977, 1999

POINTS AFTER TOUCHDOWN

Most Seasons Leading League

- 5 1965, 1981, 1982, 1985, 2006

Most, Season

- 58 2006
- 55 1981
- 54 2004

Most, Game

- 7 (7x) Last: Dec. 28, 2008 vs. Denver
- 6 (30x) Last: Dec. 8, 2019 at Jacksonville
- 5 (54x) Last: Nov. 12, 2023 vs. Detroit

Fewest, Season

- 19 1973, 1998
- 20 1975
- 21 1977

TWO-POINT CONVERSIONS

Most Seasons Leading League

- 4 2008, 2010, 2018, 2021

Most, Season

- 7 2021
- 6 2018
- 3 1994

Most, Game (since 1994)

- 2 Dec. 2, 2018 at Pittsburgh
Sept. 9, 2018 vs. Kansas City
Oct. 25, 2015 vs. Oakland
- 1 (41x) Last: Dec. 19, 2024 vs. Denver

Most Attempts, Season

- 11 2021
- 8 2018
- 7 1994

Most Attempts, Game (since 1994)

- 3 Dec. 26, 2021 at Houston
Sept. 9, 2018 vs. Kansas City
Sept. 4, 1994 at Denver
- 2 (7x) Last: Dec. 19, 2024 vs. Denver
- 1 (52x) Last: Dec. 1, 2024 at Atlanta

FIELD GOALS

Most Seasons Leading League

- 2 1994, 2009

Most, Season

- 35 2024
- 34 1994, 2013
- 32 2009

Most, Game

- 6 (3x) Last: Oct. 5, 1997 at Oakland
- 5 (13x) Last: Oct. 21, 2024 at Arizona
- 4 (40x) Last: Dec. 28, 2024 at New England

Most Attempts, Season

- 43 2001
- 40 1993
- 38 1994

Most Attempts, Game

- 7 Oct. 8, 1966 at N.Y. Jets
- 6 (6x) Last: Nov. 19, 2017 vs. Buffalo
- 5 (29x) Last: Oct. 21, 2024 at Arizona

Most, Game, Both Teams

- 9 Sept. 29, 1996 vs. Kansas City
- 8 Nov. 3, 1996 at Indianapolis
Nov. 9, 1975 vs. New England
- 7 (17x) Last: Oct. 17, 2022 vs. Denver (OT)

Most Attempts, Game, Both Teams

- 10 (4x) Last: Dec. 12, 1999 vs. Seattle
- 9 (3x) Last: Dec. 1, 2002 vs. Denver
- 8 (24x) Last: Dec. 31, 2023 at Denver

Fewest Made, Season

- 6 1974
- 10 1976
- 12 1964, 1970, 1973, 1975

Fewest Attempts, Season

- 16 1974
- 19 1970
- 20 1962, 1976, 1988, 2003

FIRST DOWNS

Most Seasons Leading League (Total)

7 1965, 1969, 1980, 1981, 1982, 1983, 1985

Most, Season

401 2021
380 1985
379 1981

Most, Game

35 Oct. 19, 1986 at Kansas City
34 Nov. 18, 1984 vs. Miami (OT)
Dec. 20, 1982 vs. Cincinnati
33 Nov. 21, 2021 vs. Pittsburgh
Sept. 9, 2018 vs. Kansas City
Sept. 15, 2013 at Philadelphia
Oct. 31, 2004 vs. Oakland

Most, Game, Both Teams

62 Sept. 15, 1985 vs. Seattle
60 Sept. 10, 2023 vs. Miami
58 Dec. 29, 2002 vs. Seattle (OT)
Sept. 22, 1985 at Cincinnati
Nov. 18, 1984 vs. Miami (OT)

Fewest, Season

198 1973, 1975
208 1961
217 1962

Fewest, Game

3 Nov. 30, 1975 at Denver (OT)
5 Nov. 16, 2003 at Denver
Oct. 5, 1970 vs. Oakland
6 Dec. 24, 2000 vs. Pittsburgh
Nov. 22, 1987 at Seattle

Most Seasons Leading League (Rushing)

3 1963, 1965, 2006

Most by Rushing, Season

137 2006
131 2004
127 1965, 1981

Most by Rushing, Game

19 Nov. 27, 1960 vs. Oakland
18 Oct. 3, 1965 vs. Houston Oilers
17 (4x) Last: Sept. 10, 2023 vs. Miami

Fewest by Rushing, Game

0 Dec. 5, 2010 vs. Oakland
Nov. 14, 1999 at Oakland
1 (19x) Last: Dec. 15, 2024 vs. Tampa Bay
2 (54x) Last: Oct. 16, 2023 vs. Dallas

Most Seasons Leading League (Passing)

7 1968, 1971, 1980, 1981, 1982, 1983, 1985

Most by Passing, Season

259 1985
256 2021
244 1980

Most by Passing, Game

27 Sept. 15, 1985 vs. Seattle
26 Oct. 18, 2015 at Green Bay
23 Dec. 20, 1982 vs. Cincinnati
Oct. 19, 1980 vs. N.Y. Giants

Fewest by Passing, Season

89 1975
93 1973
110 1961

Fewest by Passing, Game

0 Sept. 20, 1998 at Kansas City
1 Nov. 30, 1975 at Denver (OT)
2 (3x) Last: Nov. 16, 2003 at Denver

Most Seasons Leading League (Penalty)

2 1960, 1970

Most by Penalty, Season

39 2013, 2019
37 2004, 2014
36 2016, 2020

Most by Penalty, Game

7 Oct. 17, 2022 vs. Denver (OT)
Nov. 13, 2016 vs. Tennessee
Nov. 15, 1998 vs. Baltimore
Nov. 30, 1997 vs. Denver
6 (5x) Last: Nov. 30, 2014 at Baltimore
5 (23x) Last: Nov. 21, 2021 vs. Pittsburgh

Fewest by Penalty, Season

11 1975
12 1964
13 1968

NET YARDS GAINED

Most Seasons Leading League

8 1963, 1965, 1980, 1981, 1982, 1983, 1985, 2010

Most, Season

6,744 1981
6,634 2021
6,535 1985

Most, Game

661 Dec. 20, 1982 vs. Cincinnati
593 Nov. 10, 1985 vs. L.A. Raiders
581 Oct. 20, 1968 vs. Denver

Most, Game, Both Teams

1,102 Dec. 20, 1982 vs. Cincinnati
1,057 Oct. 20, 1968 vs. Denver
1,050 Sept. 15, 2013 at Philadelphia

Fewest, Season

3,411 1975
3,622 1973
3,953 1970

Fewest, Game

70 Nov. 2, 1969 at Denver
93 Oct. 5, 1975 vs. Oakland
96 Nov. 16, 2003 at Denver

Most Total Offensive Plays, Season

1,154 1984, 2022
1,135 1980
1,129 1981

Fewest Total Offensive Plays, Season

617 1982[†]
753 1963
759 1964

RUSHING

Most Seasons Leading League (Attempts)

1 1965

Most Attempts, Season

590 1978
525 2004
522 2006

Most Attempts, Game

58 Nov. 20, 1977 vs. Oakland
53 Dec. 16, 2007 vs. Detroit
Sept. 10, 1978 vs. Oakland
Dec. 3, 1972 vs. Oakland
52 Nov. 27, 1960 vs. Oakland

Fewest Attempts, Season

267 1982[†]
351 2000
361 1966

Most Seasons Leading League (Yards)

2 1963, 1965

Most Yards, Season

2,578 2006
2,257 1990
2,248 1991

Most Yards, Game

289 Dec. 28, 2008 vs. Denver
287 Oct. 13, 1963 vs. N.Y. Jets
274 Dec. 16, 2007 vs. Detroit

Fewest Yards, Game

2 Dec. 17, 1961 vs. Boston
3 Nov. 19, 1961 vs. Dallas Texans
11 Nov. 20, 1960 vs. Buffalo

Most Seasons Leading League (Touchdowns)

4 1961, 1981, 1982, 2006

Most Touchdowns, Season

32 2006
26 1981
25 1979

Fewest Touchdowns, Season

4 2012, 2015
5 1997
6 2014

Most Touchdowns, Game

5 (4x) Last: Dec. 28, 2008 vs. Denver
4 (22x) Last: Dec. 25, 2009 at Tennessee
3 (49x) Last: Sept. 10, 2023 vs. Miami

RUSHING AVERAGE

Most Seasons Leading League

6 1960, 1963, 1965, 1969, 1991, 2003

Most, Season

5.6 1963
5.1 2003
4.9 2006

Highest, Game

8.52 Dec. 24, 1967 vs. N.Y. Jets
8.44 Dec. 22, 1963 vs. Denver
8.26 Nov. 5, 2006 vs. Cleveland

PASSING

Most Seasons Leading League (Attempts)

3 1968, 1984, 1985

Most Attempts, Season

711 2022

674 2021

667 2015

Most Attempts, Game

65 Oct. 18, 2015 at Green Bay

Oct. 19, 1986 at Kansas City

64 Jan. 9, 2022 at Las Vegas (OT)

58 Oct. 25, 2015 vs. Oakland

Dec. 22, 1985 at Kansas City

Fewest Attempts, Season

337 1975

338 1982†

349 1974

Fewest Attempts, Game

6 Dec. 19, 2004 at Cleveland

10 Dec. 18, 1988 vs. Kansas City

11 (2x) Last: Oct. 28, 2007 vs. Houston

Most Seasons Leading League (Completions)

3 1983, 1984, 1985

Most Completions, Season

485 2022

443 2021

442 2015

Most Completions, Game

43 Oct. 18, 2015 at Green Bay

41 Sept. 24, 2023 at Minnesota

39 Dec. 11, 2022 vs. Miami

Fewest Completions, Game

1 at Kansas City Sept. 20, 1998

3 vs. Oakland Oct. 5, 1975

4 at Cleveland Dec. 19, 2004

vs. Kansas City Nov. 2, 1986

Most Seasons Leading League (Net Yards)

11 1965, 1968, 1971, 1978, 1979, 1980, 1981, 1982,
1983, 1985, 2017

Most Net Yards Gained, Season

4,870 1985

4,800 2021

4,739 1981

Most Net Yards Gained, Game

494 Sept. 15, 1985 vs. Seattle

488 Oct. 18, 2015 at Green Bay

486 Dec. 20, 1982 vs. Cincinnati

Fewest Net Yards Gained, Season

1,610 1975

1,808 1973

2,244 1977

Fewest Net Yards Gained, Game

-22 Oct. 5, 1975 vs. Oakland

-19 Sept. 20, 1998 at Kansas City

7 Sept. 16, 1973 at Washington

Most Seasons Leading League (Touchdowns)

5 1971, 1981, 1982, 1985, 2008

Most Touchdowns, Season

38 2021

37 1985

34 1981, 2008

Fewest Touchdowns, Season

7 1975

9 1973

11 1977, 1988, 1998

Most Touchdowns, Game

7* Nov. 22, 1981 at Oakland

5 (9x) Last: Oct. 31, 2004 vs. Oakland

4 (35x) Last: Nov. 12, 2023 vs. Detroit

Most Seasons Leading League (Fewest INTs)

2 1966, 2004

Most Had Intercepted, Season

34 1962, 1998

33 1968, 1983, 1986

30 1964, 1973, 1978, 1985, 2000

Most Had Intercepted, Game

7 Dec. 13, 1998 at Seattle

Dec. 8, 1968 vs. Kansas City

6 (6x) Last: Oct. 24, 1999 vs. Green Bay

5 (14x) Last: Dec. 27, 1987 at Denver

Fewest Had Intercepted, Season

8 2004, 2023

9 2006

10 2009, 2020, 2022

SACKED ATTEMPTING TO PASS

Most Seasons Leading League (Least Sacked)

5 1963, 1964, 1967, 1968, 2017

Most Times, Season

57 1970

53 2000

51 1997

Fewest Times, Season

11 1967

12 1982†

18 1968, 2017

Most Times Sacked Opponent, Season

62 1986

61 2006

60 1980

Most Times Sacked Opponent, Game

11 Dec. 23, 2012 at N.Y. Jets

Nov. 16, 1986 vs. Dallas

10 Sept. 24, 1978 vs. Green Bay

9 (5x) Last: Dec. 24, 2016 at Cleveland

INTERCEPTIONS

Most Seasons Leading League (Interceptions)

3 1961, 2007, 2016

Most, Season

49* 1961

31 1969

30 1964, 2007

Most, Game

6 (6x) Last: Nov. 11, 2007 vs. Indianapolis

5 (9x) Last: Nov. 19, 2017 vs. Buffalo

4 (31x) Last: Dec. 1, 2024 at Atlanta

Most, Game, Both Teams

10 Dec. 13, 1998 at Seattle

9 Sept. 21, 1980 at Denver

Nov. 1, 1964 at Oakland

8 (11x) Last: Nov. 11, 2007 vs. Indianapolis

Fewest, Season

7 2014

9 1970, 2023

10 2005

Most Consecutive Games

46* 1960-63

Most Seasons Leading League (Return Yards)

2 1961, 1964

Most Yards Returned, Season

929* 1961

562 1979

499 1984

Most Yards Returned, Game

194 Sept. 24, 1961 vs. Houston Oilers

174 Oct. 29, 1961 vs. Denver

171 Nov. 18, 1979 vs. Pittsburgh

Fewest Yards Returned, Season

31 2023

65 2014

90 1970

Most Seasons Leading League (Return TDs)

1 1961

Most Touchdowns by Returns, Season

9* 1961

5 2012

4 1984, 2000

Most Touchdowns by Returns, Game

2 Nov. 28, 2010 at Indianapolis

Oct. 29, 1961 vs. Denver

1 (94x) Last: Dec. 1, 2024 at Atlanta

PUNTS

Most, Season

95 1998
92 2000
90 1997

Most, Game

11 (5x) Last: Oct. 11, 1998 at Oakland
10 (11x) Last: Nov. 12, 2017 at Jacksonville
9 (12x) Last: Dec. 24, 2017 at N.Y. Jets

Fewest, Season

23 1982[†]
45 1972
47 2011

Fewest, Game

0 (8x) Last: Sept. 19, 2021 vs. Dallas
1 (38x) Last: Oct. 9, 2022 at Cleveland
2 (86x) Last: Dec. 28, 2024 at New England

Fewest, Game, Both Teams

1 (3x) Last: Sept. 19, 2021 vs. Dallas
2 (9x) Last: Dec. 16, 2021 vs. Kansas City
3 (19x) Last: Dec. 15, 2024 vs. Tampa Bay

PUNT YARDS

Most Seasons Leading League (Yards)

1 1962

Most, Season

4,248 2000
4,174 1998
3,972 1997

Most, Game

522 Oct. 11, 1998 at Oakland
493 Nov. 18, 2012 at Denver
492 Nov. 10, 1974 at Kansas City

Fewest, Season

868 1982[†]
1,813 1972
2,123 2021

Most Seasons Leading League (Average)

4 1960, 1969, 1987, 2000

Highest Average, Season

48.1 2017
47.5 2011
47.0 2019

Lowest Average, Season

36.3 1978
36.5 1979
36.8 1975

PUNT RETURNS

Most Seasons Leading League (Returns)

1 1965

Most, Season

57 1978
52 1979
49 2003

Most, Game

8 (4x) Last: Dec. 7, 2003 at Detroit
7 (7x) Last: Dec. 7, 1978 at Houston
6 (13x) Last: Dec. 20, 2015 vs. Miami

Fewest, Season

12 1982[†]
18 2021
20 2015

Most Seasons Leading League (Fair Catches)

3 1968, 1969, 1991

Most Fair Catches, Season

32 1969
31 2024
29 2023

Most Fair Catches, Game

6 (3x) Last: Dec. 10, 2023 vs. Denver
5 (3x) Last: Sept. 3, 2000 at Oakland
4 (15x) Last: Oct. 27, 2024 vs. New Orleans

Fewest Fair Catches, Season

0 1960, 1961, 1962, 1963, 1964, 1965, 1975
1 1976
3 1977

PUNT RETURN YARDS

Most Seasons Leading League (Return Yards)

1 1965

Most, Season

590 1978
559 1996
542 1998

Most, Game

168 Nov. 2, 1997 at Cincinnati
151 Sept. 20, 1965 vs. Kansas City
139 Nov. 5, 1961 vs. Titans of N.Y.

Fewest, Season

84 2015
100 2020
107 2021

Most Seasons Leading League (Average)

3 1965, 1966, 1973

Highest Average, Season

16.0 2023
15.5 1961
14.7 1996

Lowest Average, Season

4.2 2015
5.4 2019
5.6 1970, 2020

PUNT RETURN TOUCHDOWNS

Most Seasons Leading League

8 1965, 1973, 1990, 1994, 1995, 1997, 2018,
2023

Most, Season

3 1997
2 1965, 1973, 1990, 1994
1 (17x) Last: 2023

Most, Game

2[†] Nov. 2, 1997 at Cincinnati
1 (26x) Last: Nov. 6, 2023 at N.Y. Jets

KICKOFF RETURNS

Most Seasons Leading League

2 1982, 2003

Most, Season

84 2003
83 2000
75 1997

Most, Game

9 (7x) Last: Nov. 3, 2002 vs. N.Y. Jets
8 (15x) Last: Oct. 26, 2008 at N.O. in London
7 (52x) Last: Dec. 15, 2024 vs. Tampa Bay

Most, Game, Both Teams

17 Dec. 8, 1985 vs. Pittsburgh
16 Dec. 18, 1960 vs. Titans of New York
15 (3x) Last: Oct. 2, 1983 at N.Y. Giants

KICKOFF RETURN YARDS

Most Seasons Leading League (Return Yards)

1 1962

Most, Season

1,804 2003
1,792 2000
1,716 2001

Most, Game

269 Nov. 18, 2001 at Oakland
242 Oct. 21, 1973 vs. Atlanta
232 Dec. 13, 1964 vs. Kansas City

Fewest, Season

390 2023
474 2017
508 2016

Most Seasons Leading League (Average)

3 1988, 1990, 2001

Highest Average, Season

27.7 2024
26.0 2001
25.6 2011
25.5 2007

Lowest Average, Season

16.5 1961
17.5 1986
18.0 1992

KICKOFF RETURN TOUCHDOWNS

Most Seasons Leading League

6 1988, 1989, 1991, 1995, 2001, 2011

Most, Season

2 1988, 1994, 1995, 2001
1 1962, 1985, 1989, 1991, 1997, 2000, 2004,
2007, 2008, 2011, 2012, 2021

Most, Game

1 (20x) Last: Jan. 2, 2022 vs. Denver

PENALTIES

Most Seasons Leading League (Penalties)

4 1962, 1964, 1965, 1981

Most, Season

137 1998
129 1997
128 1981

Most, Game

19 Nov. 16, 1997 at Kansas City
16 Nov. 15, 1998 vs. Baltimore
15 Nov. 3, 1997 at Indianapolis

Fewest, Season

63 1969
64 1982[†]
68 1966

Fewest, Game

0 (5x) Last: Oct. 9, 2011 at Denver
1 (31x) Last: Jan. 7, 2024 vs. Kansas City
2 (42x) Last: Dec. 19, 2024 vs. Denver

Most Seasons Leading League (Penalty Yards)

3 1960, 1961, 1966

Most Yards, Season

1,229 1998
1,101 1997
1,039 1988

Most Yards, Game

148 Oct. 13, 1963 vs. N.Y. Jets
146 Nov. 15, 1998 vs. Baltimore
Nov. 16, 1997 at Kansas City
138 Nov. 16, 1981 at Seattle

FUMBLES

Most Seasons Leading League (Fewest Fumbles)

4 1963, 1966, 1993, 2021

Most, Season

44 1985

42 1983

40 1972, 1973, 1980

Most, Game

9 Sept. 24, 1978 vs. Green Bay

7 Sept. 30, 1973 vs. Cincinnati

6 (5x) Last: Dec. 13, 1987 vs. Pittsburgh

Most by Opponent, Game

9 Nov. 15, 1964 at Kansas City

7 (3x) Last: Sept. 9, 2001 vs. Washington

6 (6x) Last: Dec. 9, 1995 vs. Arizona

Most, Game, Both Teams

11 (3x) Last: Oct. 13, 1985 vs. Kansas City

10 (5x) Last: Nov. 25, 1990 vs. Seattle

9 (7x) Last: Sept. 9, 2001 vs. Washington

Fewest, Season

10 2021

13 1993

14 2009, 2013

Most Seasons Leading League (Fewest Lost Fum.)

5 1963, 1966, 1970, 1979, 1993

Most Lost, Season

22 1980, 1981, 1983

21 1973, 1978

20 1972, 1987, 2000

Most Lost, Game

6 Sept. 24, 1978 vs. Green Bay

4 (11x) Last: Dec. 14, 2023 at Las Vegas

3 (41x) Last: Nov. 26, 2023 vs. Baltimore

Most Own Recovered, Season

25 1985

21 1979

20 1972, 1973, 1975, 1983

Most Own Recovered, Game

5 (5x) Last: Dec. 26, 1999 vs. Oakland

4 (7x) Last: Sept. 14, 2014 vs. Seattle

3 (43x) Last: Nov. 6, 2023 at N.Y. Jets

Fewest Own Recovered, Season

3 2021

4 1963, 2013

7 1989, 2009

Most Opponents Recovered, Season

22 1986

18 1973, 1979, 1980, 1981, 2007

17 1960, 1961, 1963, 1983, 1984

Fewest Opponents Recovered, Season

3 2019

4 2011

5 1963

POINTS ALLOWED

Most Seasons Leading League (Fewest Points)

2 1961, 1963

Most, Season

462 1983

459 2021

441 2003

Most, Game

63 Dec. 14, 2023 at Las Vegas

57 Oct. 1, 2000 at St. Louis

52 Nov. 25, 1984 at Pittsburgh

Most, Quarter

31 Dec. 8, 1963 at Oakland (4th quarter)

30 Nov. 20, 1983 at St. Louis Cardinals (2nd quarter)

28 (5x) Last: Nov. 28, 1999 at Min. (2nd quarter)

Fewest, Season

205 1977

219 1961

221 1982[†]

Fewest, Game

0 (19x) Last: Dec. 3, 2023 at New England

3 (18x) Last: Sept. 15, 2024 at Carolina

6 (20x) Last: Nov. 6, 2023 at N.Y. Jets

FIRST DOWNS ALLOWED

Most Seasons Leading League (Fewest Total)

1 2010

Most, Season

383 2021

365 1981

364 1985

Most, Game

34 Sept. 14, 2008 at Denver

Dec. 29, 2002 vs. Seattle

Nov. 19, 2000 at Denver

33 Sept. 26, 2021 at Kansas City

Sept. 23, 2018 at L.A. Rams

Nov. 23, 2003 vs. Cincinnati

32 Oct. 4, 2009 at Pittsburgh

Fewest, Season

190 1965

196 1982[†]

224 1962

Fewest, Game

5 Dec. 12, 2010 vs. Kansas City

Sept. 19, 1976 at Tampa Bay

6 Oct. 11, 1998 at Oakland

Oct. 22, 1961 at Oakland

7 (6x) Last: Sept. 15, 2024 at Carolina

Most by Rushing, Season

154 1975

144 2021

143 1971

Most by Rushing, Game

19 (3x) Last: Nov. 22, 1987 at Seattle

17 Sept. 23, 1962 vs. Houston

16 Oct. 16, 1977 vs. New England

Dec. 18, 1966 vs. Kansas City

Fewest by Rushing, Season

54 1965

65 1982[†]

71 1969

Fewest by Rushing, Game

0 (5x) Last: Nov. 28, 2010 at Indianapolis

1 (25x) Last: Sept. 8, 2024 vs. Las Vegas

2 (47x) Last: Nov. 6, 2023 at N.Y. Jets

Most Seasons Leading League (Fewest Passing)

1 2014

Most by Passing, Season

218 1985

216 1981

213 2008

Most by Passing, Game

24 Nov. 19, 2000 at Denver

23 Sept. 10, 2023 vs. Miami

Sept. 18, 2011 at New England

22 (4x) Last: Nov. 15, 2009 vs. Philadelphia

Fewest by Passing, Season

105 1977

114 1971

116 1965

Fewest by Passing, Game

1 (3x) Last: Dec. 28, 2003 vs. Oakland

2 (6x) Last: Dec. 19, 2004 at Cleveland

3 (13x) Last: Sept. 15, 2024 at Carolina

Most Seasons Leading League (Fewest Penalty)

1 1992

Most by Penalty, Season

41 2000, 2004, 2014

40 2021

35 1981, 1997, 1998

Most by Penalty, Game

7 Sept. 24, 2023 at Minnesota

Nov. 5, 2006 vs. Cleveland

6 (9x) Last: Sept. 24, 2017 vs. Kansas City

5 (23x) Last: Jan. 9, 2022 at Las Vegas (OT)

Fewest by Penalty, Season

12 1982[†]

13 1969, 1992

14 1976

NET YARDS ALLOWED

Most Seasons Leading League (Fewest Net Yards)

4 1961, 1965, 1998, 2010

Most, Season

6,265 1985

6,170 2023

6,136 1981

Most, Game

614 Oct. 1, 2000 at St. Louis

591 Dec. 29, 2002 vs. Seattle

553 Sept. 22, 1996 at Oakland

Fewest, Season

3,253 1982[†]

3,268 1965

3,652 1977

Fewest, Game

58 Oct. 22, 1961 at Oakland

67 Dec. 12, 2010 vs. Kansas City

99 Nov. 1, 1992 vs. Indianapolis

RUSHING ALLOWED

Most Seasons Leading League (Fewest Att.)

3 1965, 1979, 2004

Most Attempts, Season

606 1975

559 1973

552 1983

Most Attempts, Game

61 Oct. 25, 1981 at Chicago (OT)

60 Nov. 30, 1975 at Denver (OT)

59 Sept. 18, 1977 at Oakland

Fewest Attempts, Season

230 1982[†]

306 1965

355 2004

Fewest Attempts, Game

9 Dec. 16, 2007 vs. Detroit

Sept. 7, 1986 vs. Miami

10 (2x) Last: Sept. 16, 2012 vs. Tennessee

11 (6x) Last: Nov. 3, 2019 vs. Green Bay

Most Seasons Leading League (Fewest Yards)

3 1965, 1998, 2005

Most Yards, Season

2,478 2022

2,442 1975

2,403 1966

Most Yards, Game

378 Nov. 4, 2007 at Minnesota

355 Dec. 20, 2014 at San Francisco

328 Nov. 30, 1975 at Denver (OT)

Fewest Yards, Season

961 1982[†]

1,094 1965

1,140 1998

Fewest Yards, Game

2 Oct. 22, 1961 at Oakland

11 Dec. 17, 2000 at Carolina

13 Oct. 5, 1997 at Oakland

Most Seasons Leading League (Fewest TDs)

2 1961, 1963

Most Touchdowns, Season

26 1983

25 1971, 1981, 1985

23 1973, 1984

Fewest Touchdowns, Season

7 1961, 1965

8 1999, 2011

10 (12x) Last: 2012

Most Touchdowns, Game

5 Oct. 21, 1973 vs. Atlanta

Sept. 18, 1960 at Houston

4 (11x) Last: Nov. 3, 2013 at Washington

3 (51x) Last: Nov. 12, 2023 vs. Detroit

PASSING ALLOWED

Most Seasons Leading League (Fewest Att.)

2 1966, 2019

Most Attempts, Season

636 1996
607 2002, 2004
605 2008

Most Attempts, Game

61 Sept. 20, 1987 vs. St. Louis
58 (2x) Last: Oct. 3, 2004 vs. Tennessee
57 (2x) Last: Sept. 22, 1996 at Oakland

Fewest Attempts, Season

330 1977
341 1973
342 1982[†]

Fewest Attempts, Game

7 Nov. 6, 1977 at Detroit
12 (2x) Last: Dec. 10, 1972 at Denver
13 (4x) Last: Oct. 4, 1987 at Cincinnati

Most Seasons Leading League (Fewest Cmp.)

1 1966

Most Completions, Season

411 2008
389 2023
375 2002

Most Completions, Game

40 Dec. 20, 1982 vs. Cincinnati
39 Oct. 3, 2004 vs. Tennessee
37 Oct. 9, 1994 Kansas City

Fewest Completions, Season

170 1966
172 1977
177 1973

Fewest Completions, Game

3 Sept. 19, 1976 at Tampa Bay
5 (5x) Last: Oct. 4, 1987 at Cincinnati
6 (6x) Last: Dec. 28, 2003 vs. Oakland

Most Seasons Leading League (Fewest Net Yds)

4 1961, 1964, 1965, 2010

Most Net Yards, Season

4,311 1981
4,295 2002
4,293 1985

Most Net Yards, Game

466 Sept. 10, 2023 vs. Miami
453 Nov. 10, 2002 at St. Louis
451 Oct. 1, 2000 at St. Louis

Fewest Net Yards, Season

1,725 1977
2,155 1966
2,174 1965

Fewest Net Yards, Game

-13 Oct. 4, 1987 at Cincinnati
-4 Sept. 19, 1976 at Tampa Bay
0 Dec. 28, 2003 vs. Oakland
Dec. 6, 1970 vs. Cincinnati

Most Seasons Leading League (Fewest TDs)

4 1963, 1965, 1966, 1979

Most Touchdowns, Season

36 2003
33 2000
31 1997

Most Touchdowns, Game

5 (9x) Last: Dec. 14, 2023 at Las Vegas
4 (32x) Last: Dec. 15, 2024 vs. Tampa Bay
3 (117x) Last: Nov. 17, 2024 vs. Cincinnati

Fewest Touchdowns, Season

10 1982[†]
11 1979
13 1966, 1970, 1974

PUNT RETURNS ALLOWED

Most Seasons Leading League (Fewest Returns)

7 1960, 1963, 1966, 1967, 1968, 1982, 2004

Most by Opponents, Season

56 1988
51 1996, 2000
49 1998

Fewest by Opponents, Season

7 1982[†]
16 1968
17 1960, 1972

Most Yards by Opponents, Season

722 2000
612 1996
601 1976

Most Yards by Opponent, Game

160 Sept. 13, 2010 at Kansas City
150 Dec. 27, 1987 at Denver
145 Dec. 6, 2020 vs. New England

KICKOFF RETURNS ALLOWED

Most Seasons Leading League (Fewest Returns)

1 1975

Most by Opponent, Season

90 2006
88 1981
87 2009

Fewest by Opponent, Season

11 2023
15 2022
21 2016

Most by Opponent, Game

10 (4x) Last: Dec. 16, 2007 vs. Detroit
9 (7x) Last: Nov. 28, 2010 at Indianapolis
8 (25x) Last: Nov. 24, 2013 at Kansas City

CAREER TOP-10

RUSHING YARDS

1. LaDainian Tomlinson, 2001-09	12,490
2. Paul Lowe, 1960-68	4,972
3. Austin Ekeler, 2017-23	4,355
4. Marion Butts, 1989-93	4,297
5. Melvin Gordon, 2015-19	4,240
6. Ryan Mathews, 2010-14	4,061
7. Natrone Means, 1993-95, 98-99	3,885
8. Chuck Muncie, 1980-84	3,309
9. Don Woods, 1974-80	2,858
10. Keith Lincoln, 1961-66, 68	2,698

RUSHING TOUCHDOWNS

1. LaDainian Tomlinson, 2001-09	138
2. Chuck Muncie, 1980-84	43
3. Austin Ekeler, 2017-23	39
4. Paul Lowe, 1960-68	38
5. Melvin Gordon, 2015-19	36
6. Natrone Means, 1993-95, 98-99	34
7. Marion Butts, 1989-93	31
8. Ryan Mathews, 2010-14	23
9. Mike Tolbert, 2008-11	20
10. Tim Spencer, 1985-90	19

RUSHING ATTEMPTS

1. LaDainian Tomlinson, 2001-09	2,880
2. Melvin Gordon, 2015-19	1,059
3. Marion Butts, 1989-93	1,031
4. Paul Lowe, 1960-68	1,015
5. Natrone Means, 1993-95, 98-99	1,013
6. Austin Ekeler, 2017-23	990
7. Ryan Mathews, 2010-14	923
8. Chuck Muncie, 1980-84	773
9. Don Woods, 1974-80	713
10. Keith Lincoln, 1961-66, 68	573

TOTAL YARDS FROM SCRIMMAGE

1. LaDainian Tomlinson, 2001-09	16,445
2. Antonio Gates, 2003-18	11,841
3. Keenan Allen, 2013-23	10,643
4. Lance Alworth, 1962-70	9,721
5. Charlie Joiner, 1976-86	9,191
6. Austin Ekeler, 2017-23	8,239
7. Gary Garrison, 1966-76	7,562
8. Kellen Winslow, 1979-87	6,741
9. Wes Chandler, 1981-87	6,197
10. Melvin Gordon, 2015-19	6,113

PASSING YARDS

1. Philip Rivers, 2004-19	59,271
2. Dan Fouts, 1973-87	43,040
3. John Hadl, 1962-72	26,938
4. Justin Herbert, 2020-24	20,747
5. Stan Humphries, 1992-97	16,085
6. Drew Brees, 2001-05	12,348
7. Jack Kemp, 1960-62	5,996
8. Doug Flutie, 2001-04	4,901
9. John Friesz, 1990-93	4,396
10. Jim Harbaugh, 1999-2000	4,177

TOUCHDOWN PASSES

1. Philip Rivers, 2004-19	397
2. Dan Fouts, 1973-87	254
3. John Hadl, 1962-72	201
4. Justin Herbert, 2020-24	135
5. Stan Humphries, 1992-97	85
6. Drew Brees, 2001-05	80
7. Jack Kemp, 1960-62	37
8. Tobin Rote, 1963-64	29
9. Doug Flutie, 2001-04	25
10. Billy Joe Tolliver, 1989-90	21

PASS ATTEMPTS

1. Philip Rivers, 2004-19	7,591
2. Dan Fouts, 1973-87	5,604
3. John Hadl, 1962-72	3,640
4. Justin Herbert, 2020-24	2,890
5. Stan Humphries, 1992-97	2,350
6. Drew Brees, 2001-05	1,809
7. Jack Kemp, 1960-62	815
8. John Friesz, 1990-93	747
9. Doug Flutie, 2001-04	737
10. Jim Harbaugh, 1999-2000	636

PASS COMPLETIONS

1. Philip Rivers, 2004-19	4,908
2. Dan Fouts, 1973-87	3,297
3. Justin Herbert, 2020-24	1,917
4. John Hadl, 1962-72	1,824
5. Stan Humphries, 1992-97	1,335
6. Drew Brees, 2001-05	1,125
7. Doug Flutie, 2001-04	408
8. John Friesz, 1990-93	401
9. Jack Kemp, 1960-62	389
10. Jim Harbaugh, 1999-2000	372

PASSES INTERCEPTED

1. Dan Fouts, 1973-87	242
2. John Hadl, 1962-72	211
3. Philip Rivers, 2004-19	198
4. Stan Humphries, 1992-97	73
5. Drew Brees, 2001-05	53
6. Jack Kemp, 1960-62	49
7. Justin Herbert, 2020-24	45
8. Ryan Leaf, 1998-2000	33
9. Tobin Rote, 1963-64	32
10. Craig Whelihan, 1995-98	29

RECEIVING YARDS

1. Antonio Gates, 2003-18	11,841
2. Keenan Allen, 2013-23	10,530
3. Lance Alworth, 1962-70	9,584
4. Charlie Joiner, 1976-86	9,203
5. Gary Garrison, 1966-76	7,533
6. Kellen Winslow, 1979-87	6,741
7. Wes Chandler, 1981-87	6,132
8. Anthony Miller, 1988-93	5,582
9. Malcom Floyd, 2004-15	5,550
10. Mike Williams, 2017-23	4,806

RECEIVING TOUCHDOWNS

1. Antonio Gates, 2003-18	116
2. Lance Alworth, 1962-70	81
3. Keenan Allen, 2013-23	59
4. Gary Garrison, 1966-76	58
5. Charlie Joiner, 1976-86	47
6. Kellen Winslow, 1979-87	45
7. Wes Chandler, 1981-87	41
8. Vincent Jackson, 2005-11	37
9. Anthony Miller, 1988-93	37
10. John Jefferson, 1978-80	36

RECEPTIONS

1. Antonio Gates, 2003-18	955
2. Keenan Allen, 2013-23	904
3. Charlie Joiner, 1976-86	586
4. Kellen Winslow, 1979-87	541
5. LaDainian Tomlinson, 2001-09	530
6. Lance Alworth, 1962-70	493
7. Austin Ekeler, 2017-23	440
8. Gary Garrison, 1966-76	404
9. Ronnie Harmon, 1990-95	377
10. Anthony Miller, 1988-93	374

QUARTERBACK SACKS

1. Leslie O'Neal, 1986, 1988-95	105.5
2. Joey Bosa, 2016-24	72.0
3. Shaun Phillips, 2004-12	69.5
4. Gary Johnson, 1975-84	67.0
5. Lee Williams, 1984-90	65.5
6. Fred Dean, 1975-81	53.5
7. Melvin Ingram, 2012-20	49.0
8. Junior Seau, 1990-2002	47.0
9. Raylee Johnson, 1993-2003	46.0
10. Shawne Merriman, 2005-09	43.5
Leroy Jones, 1976-83	43.5

INTERCEPTIONS

1. Gill Byrd, 1983-92	42
2. Dick Harris, 1960-65	29
3. Rodney Harrison, 1994-2002	26
4. Kenny Graham, 1964-69	25
5. Mike Williams, 1975-82	24
6. Joe Beachamp, 1966-75	23
7. Quentin Jammer, 2002-12	21
Woodrowe Lowe, 1976-86	21
Bob Howard, 1967-74	21
Leslie "Speedy" Duncan, 1964-70	21

INTERCEPTION RETURN YARDS

1. Gill Byrd, 1983-92	546
2. Charlie McNeil, 1960-64	502
3. Kenny Graham, 1964-69	477
4. Joe Beachamp, 1966-75	433
5. Dick Harris, 1960-65	413
6. Rodney Harrison, 1994-2002	345
7. Woodrowe Lowe, 1976-86	343
8. Darren Carrington, 1991-94	337
9. Leslie "Speedy" Duncan, 1964-70	322
10. Glen Edwards, 1978-81	309

INTERCEPTION TOUCHDOWNS

1. Kenny Graham, 1964-69	5
Dick Harris, 1960-65	5
2. Woodrowe Lowe, 1976-86	4
4. Eric Weddle, 2007-13	3
Joe Beachamp, 1966-75	3
6. Desmond King, 2017-20	2
Shaun Phillips, 2004-12	2
Demorrio Williams, 2012	2
Antonio Cromartie, 2006-09	2
Clinton Hart, 2004-09	2
Donnie Edwards, 2002-06	2
Rodney Harrison, 1994-2002	2
Stanley Richard, 1991-94	2
Donald Frank, 1990-93	2
Gill Byrd, 1983-92	2
Gary Johnson, 1975-84	2
Leslie "Speedy" Duncan, 1964-70	2
Earl Faison, 1961-66	2
Charlie McNeil, 1960-64	2
Bob Laraba, 1960-61	2

TOUCHDOWNS SCORED

1. LaDainian Tomlinson, 2001-09	153
2. Antonio Gates, 2003-18	116
3. Lance Alworth, 1962-70	83
4. Austin Ekeler, 2017-23	69
5. Keenan Allen, 2013-23	60
6. Gary Garrison, 1966-76	58
7. Melvin Gordon, 2015-19	47
Charlie Joiner, 1976-86	47
9. Paul Lowe, 1960-68	46
10. Kellen Winslow, 1979-87	45
Chuck Muncie, 1980-84	45

POINTS SCORED

1. John Carney, 1990-2000.....	1,076
2. LaDainian Tomlinson, 2001-09.....	918
3. Nate Kaeding, 2004-12.....	889
4. Rolf Benirschke, 1977-86.....	766
5. Antonio Gates, 2003-18.....	700
6. Nick Novak, 2011-14, 17.....	503
7. Lance Alworth, 1962-70.....	500
8. Austin Ekeler, 2017-23.....	418
9. Dennis ParTEE, 1968-75.....	380
10. Keenan Allen, 2013-23.....	364

FIELD GOALS

1. John Carney, 1990-2000.....	261
2. Nate Kaeding, 2004-12.....	180
3. Rolf Benirschke, 1977-86.....	146
4. Nick Novak, 2011-14, 17.....	110
5. Cameron Dicker, 2022-24.....	85
6. Dennis ParTEE, 1968-75.....	71
7. Michael Badgley, 2018-20.....	52
8. Josh Lambo, 2015-16.....	52
9. George Blair, 1961-64.....	50
10. Steve Christie, 2001-03.....	42

FIELD GOAL ATTEMPTS

1. John Carney, 1990-2000.....	320
2. Rolf Benirschke, 1977-86.....	208
3. Nate Kaeding, 2004-12.....	207
4. Nick Novak, 2011-14, 17.....	130
5. Dennis ParTEE, 1968-75.....	121
6. Cameron Dicker, 2022-24.....	90
7. George Blair, 1961-64.....	80
8. Ray Wersching, 1973-76.....	68
9. Michael Badgley, 2018-20.....	65
10. Josh Lambo, 2015-16.....	64

KICKOFF RETURN YARDS

1. Darren Sproles, 2005-10.....	6,469
2. Ronney Jenkins, 2000-02.....	3,997
3. Andre Coleman, 1994-96.....	3,914
4. Leslie "Speedy" Duncan, 1964-70.....	3,386
5. James Brooks, 1981-83.....	2,305
6. Kenny Bynum, 1997-2000.....	2,182
7. Lionel James, 1984-88.....	2,094
8. Nate Lewis, 1990-93.....	2,047
9. Artie Owens, 1976-79.....	1,998
10. Tim Dwight, 2001-04.....	1,876

KICKOFF RETURN TOUCHDOWNS

1. Andre Coleman, 1994-96.....	4
2. Ronney Jenkins, 2000-02.....	3
3. Darren Sproles, 2005-10.....	2
4. Anthony Miller, 1988-93.....	2
5. Andre Roberts, 2021.....	1
Micheal Spurlock, 2012.....	1
Tim Dwight, 2001-04.....	1
Richard Goodman, 2010-11.....	1
Rodney Harrison, 1994-2002.....	1
Nate Lewis, 1990-93.....	1
Jamie Holland, 1987-89.....	1
Gary Anderson, 1985-88.....	1
Keith Lincoln, 1960-66.....	1

KICKOFF RETURNS

1. Darren Sproles, 2005-10.....	258
2. Andre Coleman, 1994-96.....	166
3. Ronney Jenkins, 2000-02.....	165
4. Leslie "Speedy" Duncan, 1964-70.....	134
5. Kenny Bynum, 1997-2000.....	107
6. James Brooks, 1981-83.....	105
7. Lionel James, 1984-88.....	99
8. Nate Lewis, 1990-93.....	92
9. Artie Owens, 1976-79.....	88
10. Tim Dwight, 2001-04.....	80

PUNT RETURN YARDS

1. Mike Fuller, 1975-80.....	2,388
2. Leslie "Speedy" Duncan, 1964-70.....	1,651
3. Darrien Gordon, 1993-94, 96.....	1,407
4. Lionel James, 1984-88.....	1,193
5. Darren Sproles, 2005-10.....	935
6. Eric Parker, 2002-06.....	881
7. Derius Davis, 2023-24.....	610
8. James Brooks, 1981-83.....	565
9. Tim Dwight, 2001-04.....	508
10. Eric Metcalf, 1997.....	489

PUNT RETURN TOUCHDOWNS

1. Leslie "Speedy" Duncan, 1964-70.....	4
2. Eric Metcalf, 1997.....	3
Darrien Gordon, 1993-94, 96.....	3
4. Desmond King, 2017-20.....	2
Darren Sproles, 2005-10.....	2
Lionel James, 1984-88.....	2
Mike Fuller, 1975-80.....	2
Ron Smith, 1973.....	2
9. Derius Davis, 2023-24.....	1
Travis Benjamin, 2017-19.....	1
Micheal Spurlock, 2012.....	1
Tim Dwight, 2001-04.....	1
Andre Coleman, 1994-96.....	1
Nate Lewis, 1990-93.....	1
Kitrick Taylor, 1990-91.....	1
Keith Lincoln, 1961-68.....	1

PUNT RETURNS

1. Mike Fuller, 1975-80.....	212
2. Leslie "Speedy" Duncan, 1964-70.....	138
3. Lionel James, 1984-88.....	124
4. Darren Sproles, 2005-10.....	114
5. Eric Parker, 2002-06.....	105
6. Darrien Gordon, 1993-94, 96.....	103
7. James Brooks, 1981-83.....	52
8. Tim Dwight, 2001-04.....	46
9. Desmond King, 2017-20.....	45
Eric Metcalf, 1997.....	45

SEASONS

1. David Binn, 1994-2010.....	17
2. Philip Rivers, 2004-16.....	16
Antonio Gates, 2003-18.....	16
3. Dan Fouts, 1973-87.....	15
Russ Washington, 1968-82.....	15
6. Doug Wilkerson, 1971-84.....	14
Don Macek, 1976-89.....	14
8. Mike Scifres, 2003-15.....	13
Junior Seau, 1990-2002.....	13
10. Jamal Williams, 1998-2009.....	12

GAMES PLAYED

1. David Binn, 1994-2010.....	256
2. Antonio Gates, 2003-18.....	236
3. Philip Rivers, 2004-19.....	228
4. Junior Seau, 1990-2002.....	200
Russ Washington, 1968-82.....	200
6. Mike Scifres, 2003-15.....	195
Doug Wilkerson, 1971-84.....	195
8. Dan Fouts, 1973-87.....	181
9. Quentin Jammer, 2002-12.....	172
Charlie Joiner, 1976-86.....	164
Woodrow Lowe, 1976-86.....	164

SINGLE-SEASON TOP-10

RUSHING YARDS

1. LaDainian Tomlinson, 2006	1,815
2. LaDainian Tomlinson, 2002	1,683
3. LaDainian Tomlinson, 2003	1,645
4. LaDainian Tomlinson, 2007	1,474
5. LaDainian Tomlinson, 2005	1,462
6. Natrone Means, 1994	1,350
7. LaDainian Tomlinson, 2004	1,335
8. Ryan Mathews, 2013	1,255
9. LaDainian Tomlinson, 2001	1,236
10. Marion Butts, 1990	1,225

RUSHING TOUCHDOWNS

1. LaDainian Tomlinson, 2006	28
2. Chuck Muncie, 1981	19
3. LaDainian Tomlinson, 2005	18
4. LaDainian Tomlinson, 2004	17
5. LaDainian Tomlinson, 2007	15
6. LaDainian Tomlinson, 2002	14
7. Austin Ekeler, 2022	13
LaDainian Tomlinson, 2003	13
8. Austin Ekeler, 2021	12
LaDainian Tomlinson, 2009	12
Natrone Means, 1994	12
Chuck Muncie, 1983	12
Clarence Williams, 1979	12

RUSHING ATTEMPTS

1. LaDainian Tomlinson, 2002	372
2. LaDainian Tomlinson, 2006	348
3. Natrone Means, 1994	343
4. LaDainian Tomlinson, 2005	339
LaDainian Tomlinson, 2004	339
LaDainian Tomlinson, 2001	339
7. LaDainian Tomlinson, 2007	315
8. LaDainian Tomlinson, 2003	313
9. Earnest Jackson, 1984	296
10. LaDainian Tomlinson, 2008	292

TOTAL YARDS FROM SCRIMMAGE

1. LaDainian Tomlinson, 2003	2,370
2. LaDainian Tomlinson, 2006	2,323
3. LaDainian Tomlinson, 2002	2,172
4. LaDainian Tomlinson, 2007	1,949
5. LaDainian Tomlinson, 2005	1,832
6. LaDainian Tomlinson, 2004	1,776
7. Austin Ekeler, 2022	1,637
8. LaDainian Tomlinson, 2001	1,603
9. Lance Alworth, 1965	1,590
10. Natrone Means, 1994	1,585

PASSING YARDS

1. Justin Herbert, 2021	5,014
2. Dan Fouts, 1981	4,802
3. Philip Rivers, 2015	4,792
4. Justin Herbert, 2022	4,739
5. Dan Fouts, 1980	4,715
6. Philip Rivers, 2010	4,710
7. Philip Rivers, 2011	4,624
8. Philip Rivers, 2019	4,615
9. Philip Rivers, 2017	4,515
10. Philip Rivers, 2013	4,478

TOUCHDOWN PASSES

1. Justin Herbert, 2021	38
2. Philip Rivers, 2008	34
Philip Rivers, 2016	33
Dan Fouts, 1981	33
5. Philip Rivers, 2018	32
Philip Rivers, 2013	32
7. Justin Herbert, 2020	31
Philip Rivers, 2014	31
9. Philip Rivers, 2010	30
Dan Fouts, 1980	30

PASS ATTEMPTS

1. Justin Herbert, 2022	699
2. Justin Herbert, 2021	672
3. Philip Rivers, 2015	661
4. Dan Fouts, 1981	609
5. Justin Herbert, 2020	595
6. Philip Rivers, 2019	591
7. Dan Fouts, 1980	589
8. Philip Rivers, 2011	582
9. Philip Rivers, 2016	578
10. Philip Rivers, 2017	575

PASS COMPLETIONS

1. Justin Herbert, 2022	477
2. Justin Herbert, 2021	443
3. Philip Rivers, 2015	437
4. Justin Herbert, 2020	396
5. Philip Rivers, 2019	390
6. Philip Rivers, 2014	379
7. Philip Rivers, 2013	378
8. Philip Rivers, 2011	366
9. Dan Fouts, 1981	360
Philip Rivers, 2017	360

PASSES INTERCEPTED

1. John Hadl, 1968	32
2. John Hadl, 1972	26
3. John Hadl, 1971	25
Jack Kemp, 1960	25
5. Dan Fouts, 1980	24
Dan Fouts, 1979	24
John Hadl, 1962	24
8. Dan Fouts, 1986	22
John Hadl, 1967	22
Jack Kemp, 1961	22

RECEIVING YARDS

1. Lance Alworth, 1965	1,602
2. Keenan Allen, 2017	1,393
3. Lance Alworth, 1966	1,383
4. John Jefferson, 1980	1,340
5. Lance Alworth, 1968	1,312
6. Kellen Winslow, 1980	1,290
7. Anthony Miller, 1989	1,252
8. Keenan Allen, 2023	1,243
9. Lance Alworth, 1964	1,235
10. Tony Martin, 1995	1,224

RECEIVING TOUCHDOWNS

1. Tony Martin, 1996	14
Lance Alworth, 1965	14
3. Antonio Gates, 2004	13
John Jefferson, 1980	13
John Jefferson, 1978	13
Lance Alworth, 1966	13
Lance Alworth, 1964	13
8. Antonio Gates, 2014	12
Gary Garrison, 1970	12
10. Lance Alworth, 1963	11

RECEPTIONS

1. Keenan Allen, 2023	108
2. Austin Ekeler, 2022	107
3. Keenan Allen, 2021	106
4. Keenan Allen, 2019	104
5. Keenan Allen, 2017	102
6. Keenan Allen, 2020	100
LaDainian Tomlinson, 2003	100
8. Keenan Allen, 2018	97
9. Austin Ekeler, 2019	92
10. Tony Martin, 1995	90

QUARTERBACK SACKS (since 1982)

1. Khalil Mack, 2023	17.0
Shawne Merriman, 2006	17.0
Leslie O'Neal, 1992	17.0
4. Lee Williams, 1986	15.0
5. Lee Williams, 1989	14.0
6. Leslie O'Neal, 1990	13.5
7. Marcellus Wiley, 2001	13.0
8. Joey Bosa, 2017	12.5
Shawne Merriman, 2007	12.5
Leslie O'Neal, 1995	12.5
Leslie O'Neal, 1994	12.5
Leslie O'Neal, 1989	12.5
Leslie O'Neal, 1986	12.5

INTERCEPTIONS

1. Antonio Cromartie, 2007	10
2. Charlie McNeil, 1961	9
3. Ryan McNeil, 2001	8
Dick Harris, 1963	8
Claude Gibson, 1962	8
Bob Zeman, 1961	8
7. Casey Hayward, 2016	7
Eric Weddle, 2011	7
Darren Carrington, 1993	7
Gill Byrd, 1990	7
Gill Byrd, 1989	7
Gill Byrd, 1988	7
Danny Walters, 1983	7
Bryant Salter, 1972	7
Jim Hill, 1969	7
Leslie "Speedy" Duncan, 1966	7
Bud Whitehead, 1965	7
Dick Harris, 1961	7

INTERCEPTION RETURN YARDS

1. Charlie McNeil, 1961	349
2. Stanley Richard, 1994	224
3. Vencie Glenn, 1987	166
4. Gill Byrd, 1984	157
5. Jeff Dale, 1986	153
6. Darren Carrington, 1992	152
7. Bob Laraba, 1961	151
8. Woodrow Lowe, 1979	150
9. Antonio Cromartie, 2007	144
10. Dick Harris, 1961	140

INTERCEPTION TOUCHDOWNS

1. Dick Harris, 1961	3
2. Demorrio Williams, 2012	2
Clinton Hart, 2005	2
Stanley Richard, 1994	2
Gill Byrd, 1984	2
Woodrow Lowe, 1979	2
Kenny Graham, 1969	2
Joe Beauchamp, 1968	2
Bob Laraba, 1961	2
Charlie McNeil, 1961	2

TOUCHDOWNS SCORED

1. LaDainian Tomlinson, 2006	31
2. Austin Ekeler, 2021	20
LaDainian Tomlinson, 2005	20
4. Chuck Muncie, 1981	19
5. Austin Ekeler, 2022	18
LaDainian Tomlinson, 2007	18
LaDainian Tomlinson, 2004	18
8. LaDainian Tomlinson, 2003	17
9. LaDainian Tomlinson, 2002	15
Lance Alworth, 1964	15

POINTS SCORED

1. LaDainian Tomlinson, 2006	186
2. Nate Kaeding, 2009	146
3. Nick Novak, 2013	144
4. Cameron Dicker, 2024	136
Nate Kaeding, 2006	136
5. John Carney, 1994	135
6. Cameron Dicker, 2023	128
7. Nate Kaeding, 2008	127
8. Austin Ekeler, 2021	124
John Carney, 1993	124

FIELD GOALS

1. Cameron Dicker, 2024	35
2. Nick Novak, 2013	34
John Carney, 1994	34
4. Nate Kaeding, 2009	32
5. Cameron Dicker, 2023	31
John Carney, 1999	31
John Carney, 1993	31
8. John Carney, 1996	29
9. Nick Novak, 2011	27
Nate Kaeding, 2008	27

FIELD GOAL ATTEMPTS

1. John Carney, 1993	40
2. John Carney, 1994	38
3. Cameron Dicker, 2024	37
Nick Novak, 2013	37
5. John Carney, 1999	36
John Carney, 1996	36
Rolf Benirschke, 1980	36
8. Nate Kaeding, 2009	35
9. Nick Novak, 2011	34
10. Cameron Dicker, 2023	33
Michael Badgley, 2020	33

KICKOFF RETURN YARDS

1. Ronney Jenkins, 2001	1,541
2. Ronney Jenkins, 2000	1,531
3. Darren Sproles, 2005	1,528
4. Andre Coleman, 1995	1,411
5. Darren Sproles, 2008	1,376
6. Darren Sproles, 2009	1,300
7. Andre Coleman, 1994	1,293
8. Darren Sproles, 2010	1,257
9. Tim Dwight, 2004	1,222
10. Andre Coleman, 1996	1,210

KICKOFF RETURN TOUCHDOWNS

1. Ronney Jenkins, 2001	2
Andre Coleman, 1995	2
Andre Coleman, 1994	2
4. Andre Roberts, 2021	1
Micheal Spurlock, 2012	1
Richard Goodman, 2011	1
Darren Sproles, 2008	1
Darren Sproles, 2007	1
Tim Dwight, 2004	1
Ronney Jenkins, 2000	1
Rodney Harrison, 1997	1
Nate Lewis, 1991	1
Anthony Miller, 1989	1
Jamie Holland, 1988	1
Anthony Miller, 1988	1
Gary Anderson, 1985	1
Keith Lincoln, 1962	1

KICKOFF RETURNS

1. Ronney Jenkins, 2000	67
2. Darren Sproles, 2005	63
3. Andre Coleman, 1995	62
4. Ronney Jenkins, 2001	58
5. Andre Coleman, 1996	55
6. Darren Sproles, 2009	54
7. Darren Sproles, 2008	53
8. Darren Sproles, 2010	51
9. Tim Dwight, 2004	50
Leon Johnson, 2003	50

PUNT RETURN YARDS

1. Darrien Gordon, 1996	537
2. Eric Metcalf, 1997	489
3. Darrien Gordon, 1994	475
4. Leslie "Speedy" Duncan, 1965	464
5. Mike Fuller, 1979	448
6. Mike Fuller, 1978	436
Mike Fuller, 1976	436
8. Leslie "Speedy" Duncan, 1967	434
9. Mike Fuller, 1975	410
10. Lionel James, 1987	400

PUNT RETURN TOUCHDOWNS

1. Eric Metcalf, 1997	3
2. Darrien Gordon, 1994	2
Ron Smith, 1973	2
Leslie "Speedy" Duncan, 1965	2
5. Derius Davis, 2023	1
Desmond King, 2019	1
Desmond King, 2018	1
Travis Benjamin, 2017	1
Micheal Spurlock, 2012	1
Darren Sproles, 2009	1
Darren Sproles, 2007	1
Tim Dwight, 2001	1
Darrien Gordon, 1996	1
Andre Coleman, 1995	1
Nate Lewis, 1990	1
Kitrick Taylor, 1990	1
Lionel James, 1987	1
Lionel James, 1984	1
Mike Fuller, 1977	1
Mike Fuller, 1975	1
Leslie "Speedy" Duncan, 1968	1
Leslie "Speedy" Duncan, 1966	1
Keith Lincoln, 1961	1

PUNT RETURNS

1. Mike Fuller, 1979	46
2. Eric Metcalf, 1997	45
3. Mike Fuller, 1978	39
4. Eric Parker, 2006	37
5. Darrien Gordon, 1996	36
Darrien Gordon, 1994	36
Mike Fuller, 1975	36
Leslie "Speedy" Duncan, 1967	36
9. Mike Fuller, 1976	33
10. Latario Rachal, 1998	32
Lionel James, 1987	32

CHARGERS AND OPPONENT 10 LONGEST

RUNS FROM SCRIMMAGE

CHARGERS

- 87t Melvin Gordon, Oct. 29, 2017 at New England
- Paul Lowe, Sept. 10, 1961 at Dallas Texans
- 86t Keith Lincoln, Sept. 30, 1962 at Oakland
- 85t LaDainian Tomlinson, Dec. 17, 2006 vs. K.C.
- 83t Michael Turner, Dec. 18, 2005 at Indianapolis
- 80t Brad Hubbert, Dec. 24, 1967 vs. N.Y. Jets
- 76t Keith Lincoln, Oct. 20, 1963 at Kansas City
- 76 LaDainian Tomlinson, Dec. 1, 2002 vs. Den.
- 75 Justin Jackson, Oct. 31, 2021 vs. New England
- 74t Michael Turner, Oct. 7, 2007 at Denver

OPPONENT

- 90t Colin Kaepernick, Dec. 20, 2014 at S.F.
- 89t Kenny King, Oct. 12, 1980 at Oakland
- 84t Damien Williams, Dec. 29, 2019 at K.C.
- 81 Billy Sims, Sept. 30, 1984 vs. Detroit
- 77 Napoleon Kaufman, Sept. 22, 1996 at Oak.
- 75t David Montgomery, Nov. 12, 2023 vs. Detroit
- Dameon Pierce, Oct. 2, 2022 at Houston
- 74t Kenneth Walker III, Oct. 23, 2022 vs. Seattle
- Jack Spikes, Sept. 10, 1961 at Dallas Texans
- 71t Corey Dillon, Nov. 2, 1997 at Cincinnati

PASS COMPLETIONS

CHARGERS

- 99t S.Humphries to T.Martin, Sept. 18, 1994 at Sea.
- 91t J.Kemp to K.Lincoln, Nov. 12, 1961 at Denver
- 88t E.Luther to B.Duckworth, Dec. 3, 1984 vs. Chi.
- 85t J.Hadl to L.Alworth, Oct. 17, 1965 at Boston
- T.Rote to L.Alworth, Oct. 6, 1963 at Denver
- 84t P.Rivers to A.Ekeler, Dec. 8, 2019 at Jax.
- J.Hadl to G.Garrison, Oct. 5, 1968 at N.Y. Jets
- 83t R.Leaf to J.Graham, Nov. 19, 2000 at Denver
- 82t T.Rote to L.Alworth, Dec. 6, 1964 vs. N.Y. Jets
- 81t P.Rivers to D.Sproles, Sept. 20, 2009 vs. Bal.
- D.Fouts to C.Joiner, Oct. 17, 1976 vs. Hou. Oilers

OPPONENT

- 99t T.Green to M.Boerigter, Dec. 22, 2002 at K.C.
- 98t J.Lee to W.Dewveall, Nov. 25, 1962 at Hou. Oilers
- 96t J.Montana to J.Rice, Nov. 27, 1988 vs. S.F.
- 93t C.Morton to S.Watson, Sept. 27, 1981 at Denver
- 90t S.DeBerg to J.Birden, Nov. 18, 1990 at K.C.
- C.Davidson to D.Dorsey, Dec. 2, 1962 vs. Oak.
- 89t N.O'Donnell to D.Stone, Sept. 1, 1991 at Pit.
- 87t D.Carr to A.Cooper, Dec. 31, 2017 vs. Oak.
- J.Namath to D.Maynard, Nov. 24, 1968 vs. N.Y. Jets
- F.Tripucka to A.Frazier, Nov. 12, 1961 at Den.

FIELD GOALS

CHARGERS

- 59 Cameron Dicker, Oct. 21, 2024 at Arizona
- Michael Badgley, Dec. 9, 2018 vs. Cincinnati
- 57 Cameron Dicker, Dec. 19, 2024 vs. Denver
- Nate Kaeding, Dec. 21, 2008 at Tampa Bay
- 55 Cameron Dicker, Nov. 6, 2023 at N.Y. Jets
- Cameron Dicker, Oct. 22, 2023 at Kansas City
- Nate Kaeding, Nov. 29, 2009 vs. Kansas City
- 54 Josh Lambo, Oct. 12, 2015 vs. Pittsburgh
- Nate Kaeding, Oct. 1, 2006 at Baltimore
- John Carney, Sept. 17, 2000 at Kansas City
- John Carney, Sept. 6, 1998 vs. Buffalo
- John Carney, Nov. 10, 1991 vs. Seattle

OPPONENT

- 61 Brandon McManus, Jan. 2, 2022 vs. Denver
- 58 Harrison Butker, Sept. 20, 2020 vs. K.C. (OT)
- Harrison Butker, Sept. 20, 2020 vs. K.C. (OT)
- Dan Miller, Dec. 26, 1982 vs. Baltimore Colts
- 56 Greg Zuerlein, Sept. 19, 2021 vs. Dallas
- Justin Tucker, Dec. 22, 2018 vs. Baltimore
- Sebastian Janikowski, Oct. 9, 2016 at Oakland
- 55 Wi Lutz, Dec. 19, 2024 vs. Denver
- Jason Sanders, Dec. 11, 2022 vs. Miami
- Daniel Carlson, Dec. 4, 2022 at Las Vegas
- Daniel Carlson, Sept. 11, 2022 vs. Las Vegas
- Jason Elam, Nov. 7, 1999 vs. Denver
- Gary Zuerlein, Nov. 25, 1984 at Pittsburgh
- George Blanda, Dec. 3, 1961 vs. Houston Oilers

PUNTS

CHARGERS

- 83 JK Scott, Dec. 10, 2023 vs. Denver
- 82 Paul Maguire, Nov. 19, 1961 vs. Dallas Texans
- 73 Dennis ParTEE, Oct. 17, 1971 at Denver
- 72 Mike Scifres, Sept. 21, 2014 at Buffalo
- 71 Mike Scifres, Nov. 10, 2011 vs. Oakland
- Mike Scifres, Oct. 1, 2006 at Baltimore
- Mike Scifres, Dec. 4, 2005 vs. Oakland
- Maury Buford, Sept. 12, 1982 at Denver
- John Hadl, Nov. 8, 1964 at Denver
- 70 Mike Scifres, Nov. 25, 2007 vs. Baltimore

OPPONENT

- 81 Dustin Colquitt, Dec. 2, 2007 at Kansas City
- 79 Drew Butler, Dec. 9, 2012 at Pittsburgh
- 77 Greg Montgomery, Sept. 19, 1993 vs. Hou. Oilers
- 75 Kevin Huber, Dec. 1, 2013 vs. Cincinnati
- 74 Tommy Townsend, Sept. 15, 2022 at Kansas City
- Bob Grupp, Nov. 4, 1979 at Kansas City
- 73 Shane Lechler, Sept. 28, 2003 vs. Oakland
- 72 Ryan Plackemeier, Dec. 24, 2006 at Seattle
- Chris Gardocki, Oct. 26, 1997 vs. Indianapolis
- Bob Scarpitto, Oct. 22, 1967 at Denver
- Jerrel Wilson, Sept. 29, 1963 vs. Kansas City

INTERCEPTION RETURNS

CHARGERS

- 103t Vencie Glenn, Nov. 29, 1987 vs. Denver
- 102t Donald Frank, Oct. 31, 1993 at L.A. Raiders
- 100t Leslie "Speedy" Duncan, Oct. 15, 1967 vs. K.C.
- 99t Shaun Gayle, Dec. 23, 1995 at N.Y. Giants
- Stanley Richard, Sept. 4, 1994 at Denver
- Gill Byrd, Oct. 4, 1984 at Kansas City
- 90t Desmond King, Nov. 23, 2017 at Dallas
- Jahleel Addae, Jan. 1, 2017 vs. Kansas City
- 86 Trevor Williams, Sept. 30, 2018 vs. S.F.
- 83t Willie Clark, Sept. 22, 1996 at Oakland

OPPONENT

- 102t Louis Breedon, Nov. 8, 1981 vs. Cincinnati
- 99t Jaylen Watson, Sept. 15, 2022 at Kansas City
- Janoris Jenkins, Nov. 23, 2014 vs. St. Louis
- Kevin Ross, Sept. 6, 1992 vs. Kansas City
- 96t Ray Griffin, Nov. 11, 1979 at Cincinnati
- Bashaud Breeland, Dec. 10, 2017 vs. Was.
- 91t Chad Greenway, Sept. 27, 2015 at Minnesota
- Fred Williamson, Sept. 30, 1962 at Oakland
- 90t Leroy Butler, Sept. 15, 1996 at Green Bay
- Deion Sanders, Dec. 11, 1994 vs. S.F.
- 87t Mark McMillian, Dec. 14, 1997 vs. K.C.

KICKOFF RETURNS

CHARGERS

- 105t Richard Goodman, Jan. 1, 2012 at Oakland
- 103t Darren Sproles, Sept. 14, 2008 at Denver
- Keith Lincoln, Sept. 16, 1962 vs. Titans of N.Y.
- 101t Andre Roberts, Jan. 2, 2022 vs. Denver
- 99t Micheal Spurlock, Dec. 30, 2012 vs. Oakland
- 98t Gary Anderson, Nov. 17, 1985 at Denver
- 95t Nate Lewis, Nov. 17, 1991 vs. New Orleans
- 94t Jamie Holland, Dec. 18, 1988 vs. Kansas City
- 93t Ronney Jenkins, Nov. 18, 2001 at Oakland
- Ronney Jenkins, Sept. 10, 2000 vs. N.O.
- Anthony Miller, Nov. 20, 1988 at L.A. Rams

OPPONENT

- 104t Mecole Hardman, Dec. 29, 2019 at K.C.
- Ira Mathews, Oct. 25, 1979 at Oakland
- 103t Percy Harvin, Sept. 11, 2011 vs. Minnesota
- 101t Leon Washington, Sept. 26, 2010 at Seattle
- Brian Mitchell, Dec. 6, 1998 at Washington
- 99t Leon Washington, Sept. 26, 2010 at Seattle
- Byron Hanspard, Dec. 7, 1997 vs. Atlanta
- 98t Will Blackwell, Dec. 24, 2000 vs. Pittsburgh
- 97t Cassius Vaughn, Jan. 2, 2011 at Denver
- Tim Brown, Sept. 4, 1988 at L.A. Raiders

PUNT RETURNS

CHARGERS

95t Leslie "Speedy" Duncan, Nov. 24, 1968 vs. NYJ
90t Darrien Gordon, Sept. 25, 1994 at L.A. Raiders
88t Andre Coleman, Sept. 17, 1995 at Philadelphia
Mike Fuller, Oct. 9, 1977 at New Orleans
87t Derius Davis, Nov. 6, 2023 at N.Y. Jets
85t Eric Metcalf, Nov. 2, 1997 at Cincinnati
84t Tim Dwight, Sept. 9, 2001 vs. Washington
Ron Smith, Nov. 18, 1973 vs. New Orleans
83t Eric Metcalf, Nov. 30, 1997 vs. Denver
82t Paul Lowe, Oct. 7, 1961 at Boston

OPPONENT

95t Tyreek Hill, Jan. 1, 2017 vs. Kansas City
94t Dexter McCluster, Sept. 13, 2010 at K.C.
92t Rick Upchurch, Oct. 3, 1976 at Denver
91t Tyreek Hill, Sept. 9, 2018 vs. Kansas City
86t Tamarick Vanover, Oct. 9, 1995 at Kansas City
82t George Atkinson, Oct. 13, 1968 at Oakland
82 Ray Buchanan, Nov. 3, 1996 at Indianapolis
81 Dennis Northcutt, Nov. 5, 2006 vs. Cleveland
80t Phillip Buchanon, Dec. 28, 2003 vs. Oakland
79t Lemar Parrish, Dec. 6, 1970 vs. Cincinnati

FUMBLE RETURNS

CHARGERS

86t Eric Weddle, Nov. 30, 2008 vs. Atlanta
82t Donnie Edwards, Nov. 10, 2002 at St. Louis
81t Vencie Glenn, Oct. 22, 1989 vs. N.Y. Giants
79t Marlon McCree, Oct. 29, 2006 vs. St. Louis
78t Paul Bradford, Nov. 23, 1997 at San Francisco
75t Keith Browner (25 yds.) lateral to
Sam Seale(50 yds.), Nov. 20, 1988
at L.A. Rams
61t Tevaughn Campbell, Dec. 5, 2021 at Cincinnati
Caraun Reid, Sept. 25, 2016 at Indianapolis
58t Rick Redman, Oct. 2, 1966 vs. Miami
53t Darrell Stuckey, Dec. 7, 2014 vs. New England
53 Henry Rolling, Oct. 6, 1991 at L.A. Raiders

OPPONENT

97t Mike Edwards, Jan. 7, 2024 vs. Kansas City
68 A.J. Duhe, Oct. 15, 1978 vs. Miami
65t Tony Carter, Oct. 15, 2012 vs. Denver
64t Tyvon Branch, Oct. 10, 2010 at Oakland
63t Joey Browner, Sept. 2, 1984 at Minnesota
63 Rob Ninkovich, Oct. 24, 2010 vs. N.E.
62 Carlton Gray, Oct. 27, 1996 at Seattle
59t George Atkinson, Nov. 25, 1973 at Oakland
57t Tyreek Hill, Dec. 11, 2022 vs. Miami
56t Ifeadi Odenigbo, Dec. 15, 2019 vs. Minnesota

BLOCKED PUNT RETURNS

CHARGERS

35t Bob Zeman, Oct. 7, 1961 at Boston
21t Derrie Nelson, Nov. 13, 1983 vs. Dallas
19 Pete Lazetich, Sept. 24, 1972 vs. Denver
5 Gene Selawski, Oct. 22, 1961 at Oakland
4 Wayne Davis, Nov. 17, 1985 at Denver
3 Steve Heiden, Dec. 17, 2000 at Carolina
0t Jacob Hester, Oct. 25, 2009 at Kansas City
Darryll Lewis, Sept. 26, 1999 vs. Indianapolis
0s Carlos Polk, Sept. 22, 2002 at Arizona
0 Corey Lynch, Sept. 10, 2012 at Oakland

OPPONENT

37t Frank Warren, Nov. 17, 1991 vs. New Orleans
29t Adam Hayward, Nov. 11, 2012 at Tampa Bay
16 Randy McClanahan, Sept. 18, 1977 at Oak.
15 Walt Landers, Sept. 24, 1978 vs. Green Bay
14 Glen Cadrez, Oct. 13, 2002 vs. Kansas City
9 Tyrone Braxton, Oct. 2, 1988 vs. Denver
5t Hiram Eugene, Oct. 10, 2010 at Oakland
2t Jerry Robinson, Nov. 20, 1986 vs. L.A. Raiders
0s Nick Schommer, Oct. 31, 2010 vs. Tennessee
Rock Cartwright, Oct. 10, 2010 at Oakland

BLOCKED FIELD GOAL RETURNS

CHARGERS

72t Leslie "Speedy" Duncan, Nov. 23, 1967 vs. Den.
35 Tom Day, Oct. 15, 1967 vs. Kansas City
28 Jim Tolbert, Nov. 15, 1971 vs. St. Louis
27 Kenny Graham, Nov. 15, 1964 at Kansas City
25 Jeff Staggs, Oct. 25, 1970 vs. Houston Oilers

OPPONENT

66 Tommy Casanova, Sept. 22, 1974 at Cin.
65t Matt Ware, Oct. 23, 2005 at Philadelphia
60 Louis Wright, Nov. 17, 1985 at Denver
54t Doug Evans, Dec. 17, 2000 at Carolina
44t Devin McCourty, Dec. 6, 2020 vs. N.E.
42t Ray McElroy, Oct. 26, 1997 vs. Indianapolis
28 John Barmlett, Nov. 27, 1966 vs. Denver
17 Charlie West, Dec. 5, 1971 vs. Minnesota
Mike Statton, Oct. 1, 1967 vs. Buffalo
16 Daniel Thomas, Oct. 25, 2020 vs. Jax.
Fletcher Smith, Oct. 15, 1967 vs. Kansas City

MISSED FIELD GOAL RETURNS

CHARGERS

109t Antonio Cromartie, Nov. 4, 2007 at Min.

INDIVIDUAL POSTSEASON RECORDS

*NFL Record

SCORING

Most Points, Career

- 42 Nate Kaeding, 2004-09
- 37 Rolf Benirschke, 1977-86
- 30 John Carney, 1990-2000

Most Points, Game

- 15 Michael Badgley, AFC Wild Card, Jan. 6, 2019, at Baltimore
- 12 (10x) Last: Cameron Dicker and Austin Ekeler, AFC Wild Card, Jan. 14, 2023 at Jax.
- 11 Rolf Benirschke, AFC Divisional, Jan. 2, 1982 at Miami

Most Touchdowns, Career

- 4 Darren Sproles, 2005-09
- LaDainian Tomlinson, 2001-09
- Kellen Winslow, 1979-87
- Charlie Joiner, 1976-86
- 3 (4x) Last: Keenan Allen, 2013-22
- 2 (8x) Last: Austin Ekeler, 2017-22

Most Touchdowns, Game

- 2 (8x) Last: Austin Ekeler, AFC Wild Card Jan. 14, 2023 at Jacksonville
- 1 (53x) Last: Gerald Everett, AFC Wild Card Jan. 14, 2023 at Jacksonville

Most Points After Touchdown, Career

- 18 Nate Kaeding, 2004-09
- 16 Rolf Benirschke, 1977-86
- 9 John Carney, 1990-2000

Most Points After Touchdown, Game

- 6 George Blair, AFL Championship, Jan. 5, 1964 vs. Boston
- 5 Rolf Benirschke, AFC Divisional, Jan. 2, 1982 at Miami
- 4 (2x) Last: Nate Kaeding, AFC Divisional, Jan. 13, 2008 at Indianapolis

Most Two-Point Conversions, Game

- 1 (4x) Last: Keenan Allen, AFC Divisional, Jan. 13, 2019 at New England

FIELD GOALS

Most, Career

- 8 Nate Kaeding, 2004-09
- 7 John Carney, 1990-2000
- Rolf Benirschke, 1977-86
- 5 Michael Badgley, 2018-20

Most, Game

- 5 Michael Badgley, AFC Wild Card, Jan. 6, 2019 at Baltimore
- 4 Nate Kaeding, AFC Championship, Jan. 20, 2008 at New England
- 3 Cameron Dicker, AFC Wild Card, Jan. 14, 2023 at Jacksonville
- Ben Agajanian, AFL Championship, Jan. 1, 1961 vs. Houston Oilers

Longest

- 54 John Carney, AFC Wild Card, Dec. 31, 1995 vs. Indianapolis
- 53 Michael Badgley, AFC Wild Card, Jan. 6, 2019 at Baltimore
- 50 Cameron Dicker, AFC Wild Card, Jan. 14, 2023 at Jacksonville

RUSHING

Most Attempts, Career

- 110 Chuck Muncie, 1980-84
- 96 LaDainian Tomlinson, 2001-09
- 63 Natrone Means, 1993-95, 98-99

Most Attempts, Game

- 26 LaDainian Tomlinson, AFC Wild Card, Jan. 8, 2005 vs. New York Jets
- 25 Chuck Muncie, AFC First Round, Jan. 9, 1983 at Pittsburgh
- 24 Natrone Means, AFC Divisional, Jan. 8, 1995 vs. Miami
- Chuck Muncie, AFC Divisional, Jan. 2, 1982 at Miami

Most Yards, Career

- 516 Chuck Muncie, 1980-84
- 380 Paul Lowe, 1960-68
- 327 LaDainian Tomlinson, 2001-09

Most Yards, Game

- 206 Keith Lincoln, AFL Championship, Jan. 5, 1964 vs. Boston
- 165 Paul Lowe, AFL Championship, Jan. 1, 1961 at Houston Oilers
- 139 Natrone Means, AFC Divisional, Jan. 8, 1995 vs. Miami

Most Touchdowns, Career

- 4 LaDainian Tomlinson, 2001-09
- 3 Chuck Muncie, 1980-84
- 2 (6x) Last: Austin Ekeler, 2017-22

Most Touchdowns, Game

- 2 Austin Ekeler, AFC Wild Card, Jan. 14, 2023 at Jacksonville
- Darren Sproles, AFC Wild Card, Jan. 3, 2009 vs. Indianapolis
- LaDainian Tomlinson, AFC Divisional, Jan. 14, 2007 vs. New England
- 1 (24x) Last: Melvin Gordon, AFC Divisional, Jan. 13, 2019 at New England

Longest Run

- 67t Keith Lincoln, AFL Championship, Jan. 5, 1964 vs. Boston
- 58t Ronnie Brown, AFC Wild Card, Jan. 5, 2014 at Cincinnati
- Paul Lowe, AFL Championship, Jan. 5, 1964 vs. Boston
- 56t Keith Lincoln, AFL Championship, Jan. 5, 1964 vs. Boston

PASSING

Most Attempts, Career

- 355 Philip Rivers 2004-19
- 286 Dan Fouts 1973-87
- 228 Stan Humphries 1992-97

Most Completions, Career

- 211 Philip Rivers, 2004-19
- 159 Dan Fouts, 1973-1987
- 118 Stan Humphries, 1992-97

Highest Completion Pct., Career (min. 40 att.)

- 73.8 Drew Brees, 2001-04
- 59.4 Philip Rivers, 2004-19
- 58.1 Justin Herbert, 2020-22

Most Attempts, Game

- 53 Dan Fouts, AFC Divisional, Jan. 2, 1982 at Miami (OT)
- 51 Philip Rivers, AFC Divisional, Jan. 13, 2019 at New England
- 49 Stan Humphries, Super Bowl XXIX, Jan. 29, 1995 vs. San Francisco

Most Completions, Game

- 33 Dan Fouts, AFC Divisional, Jan. 2, 1982 at Miami (OT)
- 31 Drew Brees, AFC Wild Card, Jan. 8, 2005 vs. New York Jets
- 28 Stan Humphries, AFC Wild Card, Dec. 31, 1995 vs. Indianapolis

Highest Completion Pct, Game (min. 10 att.)

- 75.0 Philip Rivers, AFC Wild Card, Jan. 5, 2014 at Cincinnati
- 73.8 Drew Brees, AFC Wild Card, Jan. 8, 2005 vs. New York Jets
- 73.7 Philip Rivers, AFC Divisional, Jan. 13, 2008 at Indianapolis

Most Yards, Career

- 2,656 Philip Rivers, 2004-19
- 2,125 Dan Fouts, 1973-87
- 1,347 Stan Humphries, 1992-97

Most Yards, Game

- 433 Dan Fouts, AFC Divisional, Jan. 2, 1982 at Miami (OT)
- 336 Dan Fouts, AFC Championship, Jan. 11, 1981 vs. Oakland
- 333 Dan Fouts, AFC First Round, Jan. 9, 1983 at Pittsburgh

Most Touchdowns, Career

- 14 Philip Rivers, 2004-19
- 12 Dan Fouts, 1973-87
- 6 Stan Humphries, 1992-97

Most Touchdowns, Game

- 3 (5x) Last: Philip Rivers, AFC Divisional, Jan. 13, 2019 at New England
- 2 (6x) Last: Philip Rivers, AFC Divisional, Jan. 12, 2014 at Denver
- 1 (10x) Last: Justin Herbert, AFC Wild Card, Jan. 14, 2023 at Jacksonville

Highest Passer Rating, Career (min. 40 att.)

- 101.2 Drew Brees, 2001-04
- 84.7 Justin Herbert, 2020-22
- 84.2 Philip Rivers, 2004-19

Highest Passer Rating, Game (min. 10 att.)

- 145.3 Tobin Rote, AFL Championship, Jan. 5, 1964 vs. Boston
- 133.2 Philip Rivers, AFC Divisional, Jan. 13, 2008 at Indianapolis
- 132.1 John Hadl, AFL Championship, Jan. 5, 1964 vs. Boston

Most Games 300 Yards or More, Career

- 5 Dan Fouts, 1973-87
- 2 Philip Rivers, 2004-19
- 1 Drew Brees, 2001-04

Most Games 400 Yards or More, Career

- 1 Dan Fouts, 1973-87

Longest Completion

- 62t Philip Rivers, AFC Divisional, Jan. 11, 2009 at Pittsburgh
- 58 Philip Rivers, AFC Divisional, Jan. 14, 2007 vs. New England
- 56t Philip Rivers, AFC Divisional, Jan. 13, 2008 at Indianapolis

Most Interceptions, Career

- 16 Dan Fouts, 1973-87
- 13 Stan Humphries, 1992-97
- 10 Philip Rivers, 2004-19

Most Interceptions, Game

- 5 Dan Fouts, AFC Second Round, Jan. 16, 1983 at Miami
- Dan Fouts, AFC Divisional, Dec. 29, 1979 vs. Houston Oilers
- 4 (3x) Last: Stan Humphries, AFC Wild Card, Dec. 31, 1995 vs. Indianapolis
- 2 (9x) Last: Philip Rivers, AFC Divisional, Jan. 17, 2010 vs. New York Jets

RECEIVING

Most Receptions, Career

- 51 Antonio Gates, 2003-18
- 39 Ronnie Harmon, 1990-95
- 30 Charlie Joiner, 1976-86

Most Receptions, Game

- 13 Kellen Winslow, AFC Divisional, Jan. 2, 1982 at Miami (OT)
- 10 Ronnie Harmon, AFC Wild Card, Dec. 31, 1995 vs. Indianapolis
- 9 (4x) Last: Eric Parker, AFC Wild Card, Jan. 8, 2005 vs. New York Jets

Most Yards, Career

- 540 Antonio Gates, 2003-18
- 539 Charlie Joiner, 1976-86
- 503 Vincent Jackson, 2005-09

Most Yards, Game

- 166 Kellen Winslow, AFC Divisional, Jan. 2, 1982 at Miami (OT)
- 142 Keenan Allen, AFC Divisional, Jan. 12, 2014 at Denver
- 133 Ronnie Harmon, AFC Wild Card, Dec. 31, 1995 vs. Indianapolis

Most Touchdowns, Career

- 4 Kellen Winslow, 1979-87
- Charlie Joiner, 1976-86
- 3 Keenan Allen, 2013-22
- Vincent Jackson, 2005-11
- 2 (5x) Last: Antonio Gates, 2003-18

Most Touchdowns, Game

- 2 (4x) Last: Keenan Allen, AFC Divisional, Jan. 12, 2014 at Denver
- 1 (31x) Last: Gerald Everett, AFC Wild Card, Jan. 14, 2023 at Jacksonville

SCRIMMAGE YARDS

Most, Career

- 644 Chuck Muncie, 1980-84
- 540 Antonio Gates, 2003-18
- 539 Charlie Joiner, 1976-86

Most, Game

- 329 Keith Lincoln, AFL Championship, Jan. 5, 1964 vs. Boston
- 187 LaDainian Tomlinson, AFC Divisional, Jan. 14, 2007 vs. New England
- 170 Paul Lowe, AFL Championship, Jan. 1, 1961 at Houston Oilers

INTERCEPTIONS

Most Interceptions, Career

- 3 Asante Samuel, 2020-22
- Drayton Florence, 2003-07
- Glen Edwards, 1978-81
- 2 (5x) Last: Quentin Jammer, 2002-09
- 1 (21x) Last: Drue Tranquill, 2019-22

Most Interceptions, Game

- 3 Asante Samuel, AFC Wild Card Jan. 14, 2023 at Jacksonville
- 2 (4x) Last: Glen Edwards, AFC Divisional, Jan. 3, 1981 vs. Buffalo
- 1 (29x) Last: Drue Tranquill, AFC Wild Card, Jan. 14, 2023 at Jacksonville

Most Interception Return Yards, Career

- 62 Glen Edwards, 1978-81
- 45 Bud Whitehead, 1961-68
- 40 Darren Carrington, 1991-94

Most Interception Return Yards, Game

- 45 Bud Whitehead, AFL Championship Dec. 24, 1961 vs. Houston Oilers
- 40 Darren Carrington, AFC Wild Card, Jan. 12, 1993 vs. Kansas City
- 35 Bruce Laird, AFC First Round, Jan. 9, 1983 at Pittsburgh
- Glen Edwards, AFC Divisional, Jan. 2, 1982 at Miami (OT)

Longest Interception Return

- 40 Darren Carrington, AFC Wild Card, Jan. 12, 1993 vs. Kansas City
- 30 Shareece Wright, AFC Wild Card, Jan. 5, 2014 at Cincinnati
- Antonio Cromartie, AFC Divisional, Jan. 13, 2008 at Indianapolis
- 24 Quentin Jammer, AFC Divisional, Jan. 17, 2010 vs. New York Jets

SACKS

Most, Career (since 1982)

- 3.0 Shawn Lee, 1992-95
- 2.5 Leslie O'Neal, 1992-95
- 2.0 Melvin Ingram, 2012-20
- Eric Weddle, 2007-15
- Luis Castillo, 2005-11
- Shawne Merriman, 2005-10
- Raylee Johnson, 1993-2003
- Burt Grossman, 1989-93

Most, Game (since 1982)

- 2.5 Leslie O'Neal, AFC Wild Card, Jan. 2, 1993 vs. Kansas City
- 2.0 (6x) Last: Melvin Ingram, AFC Wild Card, Jan. 6, 2019 at Baltimore
- 1.5 Steve Foley, AFC Wild Card, Jan. 8, 2005 vs. New York Jets

PUNTING

Most Punts, Career

- 52 Mike Scifres, 2003-13
- 13 John Kidd, 1990-94
- 11 Donnie Jones, 2018
- Bryan Wagner, 1994

Most Punts, Game

- 7 Mike Scifres, AFC Divisional, Jan. 14, 2007 vs. New England
- John Kidd, AFC Divisional, Jan. 10, 1993 at Miami
- 6 (7x) Last: Donnie Jones, AFC Divisional, Jan. 13, 2019 at New England
- 5 (7x) Last: JK Scott, AFC Wild Card, Jan. 14, 2023 at Jacksonville

Most Yards, Career

- 2,330 Mike Scifres, 2003-13
- 587 John Kidd, 1990-94
- 474 Bryan Wagner, 1994

Most Yards, Game

- 324 John Kidd, AFC Divisional, Jan. 10, 1993 at Miami
- 316 Mike Scifres, AFC Wild Card, Jan. 3, 2009 vs. Indianapolis (OT)
- 297 Mike Scifres, AFC Wild Card, Jan. 17, 2010 vs. New York Jets

Longest Punt

- 67 Mike Scifres, AFC Wild Card, Jan. 3, 2009 vs. Indianapolis (OT)
- 66 Mike Scifres, AFC Divisional, Jan. 13, 2008 at Indianapolis
- 65 Darren Bennett, AFC Wild Card, Dec. 31, 1995 vs. Indianapolis

Highest, Career (minimum 4 punts)

- 45.2 John Kidd, 1990-94
- 44.8 Mike Scifres, 2003-13
- 43.9 John Hadl, 1962-72

Highest, Game (minimum 2 punts)

- 59.0 Mike Scifres, AFC Divisional, Jan. 13, 2008 at Indianapolis
- 54.5 Darren Bennett, AFC Wild Card, Dec. 31, 1995 vs. Indianapolis
- 52.7 Mike Scifres, AFC Wild Card, Jan. 3, 2009 vs. Indianapolis (OT)

PUNT RETURNS

Most Returns, Career

- 12 Darren Sproles, 2005-09
- 8 Mike Fuller, 1975-80
- 7 Eric Parker, 2002-06

Most Returns, Game

- 5 Eric Parker, AFC Divisional, Jan. 14, 2007 vs. New England
- 4 (2x) Last: Desmond King, AFC Wild Card, Jan. 6, 2019 at Baltimore
- 3 (6x) Last: Darren Sproles, AFC Wild Card, Jan. 3, 2009 vs. Indianapolis (OT)

Most Yards, Career

- 107 Darren Sproles, 2005-09
- 99 Mike Fuller, 1975-80
- 63 Wes Chandler, 1981-87

Most Yards, Game

- 72 Darren Sproles, AFC Wild Card, Jan. 3, 2009 vs. Indianapolis (OT)
- 56 Wes Chandler, AFC Divisional, Jan. 2, 1982 at Miami (OT)
- 46 Desmond King, AFC Wild Card, Jan. 6, 2019 at Baltimore

Longest Return

- 56t Wes Chandler, AFC Divisional, Jan. 2, 1982 at Miami (OT)
- 33 Desmond King, AFC Wild Card, Jan. 6, 2019 at Baltimore

Most Touchdowns, Career

- 1 Wes Chandler, 1981-87

KICKOFF RETURNS

Most Returns, Career

- 21 Darren Sproles, 2005-09
- 19 Andre Coleman, 1994-96
- 17 James Brooks, 1981-83

Most Returns, Game

- 8 Andre Coleman, Super Bowl XXIX, Jan. 29, 1995 vs. San Francisco
- 6 Andre Coleman, AFC Wild Card, Dec. 31, 1995 vs. Indianapolis
- 5 (6x) Last: Desmond King, AFC Divisional, Jan. 13, 2019 at New England

Most Yards, Career

- 537 Darren Sproles, 2005-09
- 483 Andre Coleman, 1994-96
- 283 James Brooks, 1981-83

Most Yards, Game

- 244 Andre Coleman, Super Bowl XXIX, Jan. 29, 1995 vs. San Francisco
- 164 Darren Sproles, AFC Divisional, Jan. 11, 2009 at Pittsburgh
- 147 Leslie "Speedy" Duncan, AFL Championship, Dec. 26, 1964 at Buffalo

Longest Return

- 98t Andre Coleman, Super Bowl XXIX, Jan. 29, 1995 vs. San Francisco
- 72 Desmond King, AFC Wild Card, Jan. 6, 2019 at Baltimore
- 63 Darren Sproles, AFC Divisional, Jan. 11, 2009 at Pittsburgh

Most Touchdowns, Career

- 1 Andre Coleman, 1994-96

SERVICE

Most Games

- 12 Antonio Gates, 2003-18
- David Binn, 1994-2010
- 11 Philip Rivers, 2004-19
- 10 Nick Hardwick, 2004-13
- Mike Scifres, 2004-13

TEAM POSTSEASON RECORDS

*NFL Record

POINTS

Most, Quarter

- 24 AFC Championship, Jan. 2, 1982 at Miami (1st Q)
- 21 AFL Championship, Jan. 5, 1964 vs. Boston (1st Q)
- 17 AFC Wild Card, Jan. 14, 2023 at Jax. (1st Q)
- AFC Divisional, Jan. 10, 2014 at Den. (4th Q)

Most, Quarter, Opponent

- 21 AFC Divisional, Jan. 13, 2019 at New England (2nd Q)
- AFC Divisional, Jan. 10, 1993 at Mia. (2nd Q)
- AFC Championship, Jan. 11, 1981 vs. Oakland (1st Q)
- 20 AFC Second Round, Jan. 16, 1983 at Miami (2nd Q)
- 14 (11x) Last: AFC Wild Card, Jan. 6, 2019 at Bal.

Most Quarter, Both Teams

- 33 AFC Second Round, Jan. 16, 1983 at Miami (2nd Q)
- 28 (4x) Last: AFC Divisional, Jan. 11, 2009 at Pittsburgh (4th Q)
- 25 AFC Wild Card, Jan. 6, 2019 at Bal. (4th Q)

Most, Game

- 51 AFL Championship, Jan. 5, 1964 vs. Boston
- 41 AFC Divisional, Jan. 2, 1982 at Miami (OT)
- 31 AFC First Round, Jan. 9, 1983 at Pittsburgh

Most, Game, Opponent

- 49 Super Bowl XXIX, Jan. 29, 1995 vs. S.F.
- 41 AFC Divisional, Jan. 13, 2019 at New England
- 38 AFC Divisional, Jan. 2, 1982 at Miami (OT)

Most, Game, Both Teams

- 79 AFC Divisional, Jan. 2, 1982 at Miami (OT)
- 75 Super Bowl XXIX, Jan. 29, 1995 vs. S.F.
- 69 AFC Divisional, Jan. 13, 2019 at New England

Fewest, Game

- 0 AFC Divisional, Jan. 10, 1993 at Miami
- AFL Championship, Dec. 26, 1965 vs. Buffalo
- 3 AFL Championship, Dec. 24, 1961 vs. Houston Oilers
- 7 AFC Championship, Jan. 10, 1982 at Cincinnati
- AFL Championship, Dec. 26, 1964 at Buffalo

Fewest, Game, Opponent

- 0 AFC Wild Card, Jan. 2, 1993 vs. Kansas City
- 6 AFC Wild Card, Jan. 6, 2008 vs. Tennessee
- 10 (3x) Last: AFC Wild Card, Jan. 5, 2014 at Cincinnati

Fewest, Game, Both Teams

- 13 AFL Championship, Dec. 24, 1961 vs. Houston Oilers
- 17 AFC Wild Card, Jan. 2, 1993 vs. Kansas City
- 23 (2x) Last: AFC Wild Card, Jan. 6, 2008 vs. Tennessee

TOUCHDOWNS

Most, Game

- 7 AFL Championship, Jan. 5, 1964 vs. Boston
- 5 AFC Divisional, Jan. 2, 1982 at Miami (OT)
- 4 (3x) Last: AFC Divisional, Jan. 13, 2019 at New England

Most, Game, Opponent

- 7 Super Bowl XXIX, Jan. 29, 1995 vs. S.F.
- 5 (4x) Last: AFC Divisional, Jan. 13, 2019 at New England
- 4 (5x) Last: AFC Wild Card, Jan. 14, 2023 at Jacksonville

Most, Game, Both Teams

- 10 Super Bowl XXIX, Jan. 29, 1995 vs. S.F.
- AFC Divisional, Jan. 2, 1982 at Miami (OT)
- 9 AFC Divisional, Jan. 13, 2019 at New England
- 8 (3x) Last: AFC Divisional, Jan. 11, 2009 at Pittsburgh

POINTS AFTER TOUCHDOWN

Most, Game

- 6 AFL Championship, Jan. 5, 1964 vs. Boston
- 5 AFC Divisional, Jan. 2, 1982 at Miami (OT)
- 4 (2x) Last: AFC Divisional, Jan. 13, 2008 at Indianapolis

Most, Game, Opponent

- 7 Super Bowl XXIX, Jan. 29, 1995 vs. S.F.
- 5 (4x) Last: AFC Divisional, Jan. 13, 2019 at New England
- 4 (4x) Last: AFC Divisional, Jan. 10, 1993 at Miami

Most, Game, Both Teams

- 10 Super Bowl XXIX, Jan. 29, 1995 vs. S.F.
- AFC Divisional, Jan. 2, 1982 at Miami (OT)
- 8 (2x) Last: AFC Divisional, Jan. 11, 2009 at Pittsburgh
- 7 (5x) Last: AFC Divisional, Jan. 13, 2019 at New England

Most Two-Point Conversions, Game

- 2 Super Bowl XXIX, Jan. 29, 1995 vs. S.F.
- 1 AFC Divisional, Jan. 13, 2019 at New England

Most Two-Point Conversions, Game, Opponent

- 1 AFC Wild Card, Jan. 14, 2023 at Jacksonville
- AFC Divisional, Jan. 14, 2007 vs. N.E.

FIELD GOALS

Most, Game

- 5 AFC Wild Card, Jan. 6, 2019 at Baltimore
- 4 AFC Championship, Jan. 20, 2008 at N.E.
- 3 AFC Wild Card, Jan. 14, 2023 at Jacksonville
- AFL Championship, Jan. 1, 1961 at Houston Oilers

Most, Game, Opponent

- 4 AFC Championship, Jan. 20, 2008 at N.E.
- 3 (2x) Last: AFC Divisional, Jan. 14, 2007 at New England
- 2 (7x) Last: AFC Divisional, Jan. 13, 2019 at New England

Most, Game, Both Teams

- 6 AFC Wild Card, Jan. 6, 2019 at Baltimore
- 4 (4x) Last: AFC Wild Card, Jan. 14, 2023 at Jacksonville
- 3 (7x) Last: AFC Wild Card, Jan. 5, 2014 at Cincinnati

FIRST DOWNS

Most, Game

- 33 AFC Divisional, Jan. 2, 1982 at Miami (OT)
- 29 AFC First Round, Jan. 9, 1983 at Pittsburgh
- 28 AFC Divisional, Jan. 8, 1995 vs. Miami

Most, Game, Opponent

- 30 AFC Divisional, Jan. 13, 2019 at New England
- 29 AFC Second Round, Jan. 16, 1983 at Miami
- 28 Super Bowl XXIX, Jan. 29, 1995 vs. S.F.

Most, Game, Both Teams

- 58 AFC Divisional, Jan. 2, 1982 at Miami (OT)
- 55 AFC First Round, Jan. 9, 1983 at Pittsburgh
- 52 AFC Divisional, Jan. 13, 2019 at New England

Fewest, Game

- 10 AFC Divisional, Jan. 10, 1993 at Miami
- 12 AFL Championship, Dec. 26, 1965 vs. Buffalo
- 13 (2x) Last: AFC Divisional, Jan. 12, 2014 at Denver

Fewest, Game, Opponent

- 11 AFC Wild Card, Jan. 6, 2019 at Baltimore
- 14 (3x) Last: AFC Divisional, Jan. 17, 2010 vs. New York Jets
- 15 (2x) Last: AFC Wild Card, Jan. 6, 2008 vs. Tennessee

Fewest, Game, Both Teams

- 25 AFC Wild Card, Jan. 6, 2019 at Baltimore
- 26 AFL Championship, Dec. 26, 1965 vs. Buffalo
- 28 AFC Divisional, Jan. 10, 1993 at Miami

FIRST DOWNS RUSHING

Most, Game

- 12 AFC Divisional, Jan. 14, 2007 at N.E.
- AFC Divisional, Jan. 8, 1995 vs. Miami
- 11 (5x) Last: AFC Wild Card, Jan. 3, 2009 vs. Indianapolis (OT)
- 10 AFC Divisional, Jan. 2, 1982 at Miami (OT)

Most, Game, Opponent

- 15 AFC Second Round, Jan. 16, 1983 at Miami
- 13 (2x) Last: AFC Divisional, Jan. 12, 2014 at Denver
- 12 (2x) Last: AFC Divisional, Jan. 11, 2009 at Pittsburgh

Most, Game, Both Teams

- 20 AFC Second Round, Jan. 16, 1983 at Miami
- 19 (2x) Last: AFC Wild Card, Jan. 5, 2014 at Cincinnati
- 17 (3x) Last: AFC Championship, Jan. 20, 2008 at New England

Fewest, Game

- 1 (2x) Last: AFC Divisional, Jan. 12, 2014 at Denver
- 2 (2x) Last: AFC Divisional, Jan. 13, 2019 at New England
- 3 (2x) Last: AFC Wild Card, Jan. 6, 2019 at Baltimore

Fewest, Game, Opponent

- 2 AFC Divisional, Jan. 8, 1995 vs. Miami
- 3 (3x) Last: AFC Divisional, Jan. 14, 2007 at New England
- 4 (5x) Last: AFC Wild Card, Jan. 6, 2019 at Baltimore

Fewest, Game, Both Teams

- 7 AFC Wild Card, Jan. 6, 2019 at Baltimore
- 8 (3x) Last: AFC Divisional, Jan. 17, 2010 vs. New York Jets
- 9 AFC Wild Card, Jan. 14, 2023 at Jacksonville
- AFL Championship, Dec. 26, 1965 vs. Buffalo

FIRST DOWNS PASSING

Most, Game

- 21 AFC Divisional, Jan. 2, 1982 at Miami (OT)
- 20 AFC Wild Card, Dec. 31, 1995 vs. Indianapolis
- 19 AFC First Round, Jan. 9, 1983 at Pittsburgh

Most, Game, Opponent

- 21 AFC Divisional, Jan. 13, 2008 at Indianapolis
- AFC Divisional, Jan. 2, 1982 at Miami (OT)
- 20 AFC Wild Card, Jan. 5, 2014 at Cincinnati
- 19 AFC First Round, Jan. 9, 1983 at Pittsburgh

Most, Game, Both Teams

- 42 AFC Divisional, Jan. 2, 1982 at Miami (OT)
- 38 AFC First Round, Jan. 9, 1983 at Pittsburgh
- 35 AFC Divisional, Jan. 13, 2008 at Indianapolis

Fewest, Game

- 7 (5x) Last: AFC Divisional, Jan. 10, 1993 at Miami
- 8 (3x) Last: AFC Wild Card, Jan. 6, 2019 at Baltimore
- 9 (4x) Last: AFC Wild Card, Jan. 5, 2014 at Cincinnati

Fewest, Game, Opponent

- 5 AFC Divisional, Dec. 29, 1979 vs. Houston Oilers
- 6 AFC Divisional, Jan. 17, 2010 vs. N.Y. Jets
- 7 AFC Wild Card, Jan. 6, 2019 at Baltimore

Fewest, Game, Both Teams

- 15 (2x) Last: AFC Wild Card, Jan. 6, 2019 at Baltimore
- 16 (3x) Last: AFC Divisional, Jan. 10, 1993 at Miami
- 17 (2x) Last: AFC Wild Card, Jan. 2, 1993 vs. Kansas City

TOTAL NET YARDS GAINED

Most, Game

- 601 AFL Championship, Jan. 5, 1964 vs. Boston
- 564 AFC Divisional, Jan. 2, 1982 at Miami (OT)
- 479 AFC First Round, Jan. 9, 1983 at Pittsburgh

Most, Game, Opponent

- 498 AFC Divisional, Jan. 13, 2019 at New England
- 466 AFC Divisional, Jan. 2, 1982 at Miami (OT)
- 449 Super Bowl XXIX, Jan. 29, 1995 vs. S.F.

Most, Game, Both Teams

- 1,030 AFC Divisional, Jan. 2, 1982 at Miami (OT)
- 901 AFC First Round, Jan. 9, 1983 at Pittsburgh
- 862 AFL Championship, Jan. 5, 1964 vs. Boston

NET YARDS GAINED RUSHING

Most, Game

- 309 AFL Championship, Jan. 5, 1964 vs. Boston
- 202 AFC Wild Card, Jan. 8, 1995 vs. Miami
- 196 AFC Wild Card, Jan. 5, 2014 at Cincinnati

Most, Game, Opponent

- 219 AFL Championship, Dec. 26, 1964 vs. Buffalo
- 214 AFC Second Round, Jan. 16, 1983 at Miami
- 178 AFC Wild Card, Dec. 31, 1995 vs. Indianapolis

Most, Game, Both Teams

- 384 AFL Championship, Jan. 5, 1964 vs. Boston
- 343 AFL Championship, Dec. 26, 1964 vs. Buffalo
- 323 AFC Wild Card, Dec. 31, 1995 vs. Indianapolis

NET YARDS GAINED PASSING

Most, Game

- 415 AFC Divisional, Jan. 2, 1982 at Miami (OT)
- 351 AFC Championship, Jan. 11, 1981 vs. Oakland
- 333 AFC First Round, Jan. 9, 1983 at Pittsburgh

Most, Game, Opponent

- 402 AFC Divisional, Jan. 13, 2008 at Indianapolis
- 388 AFC Divisional, Jan. 2, 1982 at Miami (OT)
- 349 AFC Championship, Jan. 15, 1995 at Pit.

Most, Game, Both Teams

- 803 AFC Divisional, Jan. 2, 1982 at Miami (OT)
- 714 AFC Divisional, Jan. 13, 2008 at Indianapolis
- 659 AFC Divisional, Jan. 13, 2019 at New England

LEAGUE

STATS

2024 NATIONAL FOOTBALL LEAGUE

TEAM OFFENSIVE TOTALS

CATEGORY	BAL	BUF	CIN	CLE	DEN	HOU	IND	JAX	KC	LAC	LV
GAMES (W-L-T)	11-5-0	13-3-0	8-8-0	3-13-0	9-7-0	9-7-0	7-9-0	4-12-0	15-1-0	10-6-0	4-12-0
FIRST DOWNS	373	344	355	290	286	290	291	279	345	290	294
Rushing	156	132	83	92	110	81	118	97	106	99	75
Passing	187	174	238	171	157	189	150	164	215	163	198
Penalty	30	38	34	27	19	20	23	18	24	28	21
YDS GAINED (tot)	6787	5846	5900	4884	5039	5061	5263	4887	5472	5040	4890
Avg per Game	424.2	365.4	368.8	305.3	314.9	316.3	328.9	305.4	342.0	315.0	305.6
RUSHING (net)	2969	2100	1506	1552	1750	1702	2154	1616	1763	1745	1318
Avg per Game	185.6	131.3	94.1	97.0	109.4	106.4	134.6	101.0	110.2	109.1	82.4
Rushes	519	458	359	372	418	405	462	380	439	428	368
Yards per Rush	5.7	4.6	4.2	4.2	4.2	4.2	4.7	4.3	4.0	4.1	3.6
PASSING (net)	3818	3746	4394	3332	3289	3359	3109	3271	3709	3295	3572
Avg per Game	238.6	234.1	274.6	208.3	205.6	209.9	194.3	204.4	231.8	205.9	223.3
Attempts	445	488	606	627	541	542	473	514	583	474	599
Completions	302	311	423	377	353	339	266	323	394	308	385
Completion Pct	67.9%	63.7%	69.8%	60.1%	65.3%	62.6%	56.2%	62.8%	67.6%	65.0%	64.3%
Yards Gained	3972	3809	4641	3696	3487	3774	3335	3492	3948	3555	3892
Sacked	24	14	44	64	24	53	29	30	36	43	50
Yards Lost	154	63	247	364	198	415	226	221	239	260	320
Had Intercepted	4	6	8	21	12	12	19	14	11	3	15
Yards Opp Ret	63	92	72	342	44	76	142	72	130	17	174
Opp TDs on Int	0	0	1	2	0	0	1	0	0	0	1
PUNTS	51	51	50	84	75	73	64	64	57	71	64
Avg Yards	46.5	46.3	49.1	49.7	46.8	47.4	49.7	49.4	48.8	46.7	48.8
PUNT RETURNS	19	27	31	45	26	39	23	25	30	20	27
Avg Return	10.4	11.6	7.2	10.0	15.7	8.5	10.6	12.1	10.1	12.7	9.8
Returned for TD	0	0	0	0	0	0	0	1	0	0	0
KICKOFF RETURNS	29	21	35	37	13	22	22	29	28	21	21
Avg Return	26.3	25.6	28.6	24.1	28.0	29.8	29.3	25.7	26.8	27.7	29.6
Returned for TD	0	0	1	0	0	0	0	0	0	0	0
PENALTIES	122	106	95	116	103	113	90	95	91	89	93
Yards Penalized	1037	798	755	895	900	933	669	730	814	678	779
FUMBLES BY	19	10	21	20	14	12	20	18	8	19	18
Fumbles Lost	7	2	12	11	7	6	10	9	3	6	13
Opp Fumbles	16	27	17	16	17	20	19	8	21	11	14
Opp Fumbles Lost	5	15	9	8	10	9	9	3	7	6	3
POSS. TIME (avg)	30:55	29:55	30:08	30:20	29:01	30:57	27:31	26:53	31:43	30:09	29:52
TOUCHDOWNS	60	63	56	28	42	35	39	32	42	38	28
Rushing	19	31	11	8	11	14	19	12	15	16	10
Passing	39	29	42	18	26	19	19	18	26	21	17
Returns	2	3	3	2	5	2	1	2	1	1	1
EXTRA POINT KICKS	55/57	58/62	50/52	17/20	41/41	32/33	34/34	25/25	37/39	31/34	21/23
2-PT CONVERSIONS	1/3	1/1	1/3	5/8	0/1	0/2	1/5	4/7	0/2	2/4	2/5
FIELD GOALS MADE/ATTEMPTED	22/30	23/28	21/29	17/26	30/33	35/41	27/32	24/26	32/36	35/37	32/38
POINTS SCORED	483	509	453	248	387	349	351	297	385	368	289

2024 NATIONAL FOOTBALL LEAGUE

TEAM DEFENSIVE TOTALS

CATEGORY	BAL	BUF	CIN	CLE	DEN	HOU	IND	JAX	KC	LAC	LV
POINTS ALLOWED	351	345	417	400	311	358	404	409	288	281	400
OPP FIRST DOWNS	317	337	345	283	322	299	324	365	299	295	297
Rushing	68	104	131	100	82	102	118	125	98	105	91
Passing	209	203	184	164	199	163	181	208	176	159	181
Penalty	40	30	30	19	41	34	25	32	25	31	25
OPP YARDS GAINED (tot)	5281	5497	5728	5379	5293	5041	5821	6200	4972	5250	5190
Avg per Game	330.1	343.6	358.0	336.2	330.8	315.1	363.8	387.5	310.8	328.1	324.4
OPP RUSHING (net)	1305	1886	2048	1985	1612	1853	2128	2077	1573	1958	1850
Avg per Game	81.6	117.9	128.0	124.1	100.8	115.8	133.0	129.8	98.3	122.4	115.6
Rushes	364	405	456	453	413	415	497	477	375	414	419
Yards per Rush	3.6	4.7	4.5	4.4	3.9	4.5	4.3	4.4	4.2	4.7	4.4
OPP PASSING (net)	3976	3611	3680	3394	3681	3188	3693	4123	3399	3292	3340
Avg per Game	248.5	225.7	230.0	212.1	230.1	199.3	230.8	257.7	212.4	205.8	208.8
Pass Attempts	591	548	542	479	589	528	513	540	540	529	525
Pass Completions	378	374	355	300	383	310	358	366	349	342	342
Completion Pct	64.0%	68.3%	65.5%	62.6%	65.0%	58.7%	69.8%	67.8%	64.6%	64.7%	65.1%
Yards Gained	4285	3859	3868	3661	4014	3508	3917	4341	3649	3537	3643
Sacked	52	38	32	41	58	47	34	31	39	46	37
Yards Lost	309	248	188	267	333	320	224	218	250	245	303
INTERCEPTED BY	10	16	15	4	15	19	15	6	13	14	10
Yards Returned	70	145	249	-2	430	275	95	41	102	169	130
Returned for TD	1	2	2	0	3	1	0	0	0	1	1
OPP PUNT RETURNS	21	21	23	37	28	24	30	25	25	28	24
Avg Return	7.8	8.9	9.2	13.9	8.8	5.0	13.0	9.6	10.1	9.6	11.8
Returned for TD	0	0	0	1	0	0	0	0	0	0	0
OPP KICKOFF RETURNS	24	24	18	24	21	39	13	10	26	24	24
Avg Return	27.9	31.4	24.1	27.2	27.1	26.0	34.8	27.4	28.5	28.5	24.8
Returned for TD	0	1	0	1	0	0	1	0	0	0	0
OPP TOUCHDOWNS	38	42	51	48	32	41	46	46	32	29	43
Rushing	12	12	19	20	10	11	17	18	12	7	13
Passing	26	27	29	24	22	30	26	28	20	22	27
Returns	0	3	3	4	0	0	3	0	0	0	3

2024 NATIONAL FOOTBALL LEAGUE

TEAM OFFENSIVE TOTALS

CATEGORY	MIA	NE	NYJ	PIT	TEN	ARI	ATL	CAR	CHI	DAL	DET
GAMES (W-L-T)	8-8-0	3-13-0	4-12-0	10-6-0	3-13-0	7-9-0	8-8-0	4-12-0	4-12-0	7-9-0	14-2-0
FIRST DOWNS	324	282	292	302	295	330	328	268	280	304	386
Rushing	83	96	76	116	107	128	113	90	92	89	135
Passing	207	153	187	150	155	177	187	152	162	180	228
Penalty	34	33	29	36	33	25	28	26	26	35	23
YDS GAINED (tot)	5198	4655	4900	5237	4858	5697	5750	4641	4596	5189	6568
Avg per Game	324.9	290.9	306.3	327.3	303.6	356.1	359.4	290.1	287.3	324.3	410.5
RUSHING (net)	1660	1892	1443	2092	1770	2300	1992	1723	1651	1555	2310
Avg per Game	103.8	118.3	90.2	130.8	110.6	143.8	124.5	107.7	103.2	97.2	144.4
Rushes	425	416	341	510	418	436	457	380	405	390	503
Yards per Rush	3.9	4.6	4.2	4.1	4.2	5.3	4.4	4.5	4.1	4.0	4.6
PASSING (net)	3538	2763	3457	3145	3088	3397	3758	2918	2945	3634	4258
Avg per Game	221.1	172.7	216.1	196.6	193.0	212.3	234.9	182.4	184.1	227.1	266.1
Attempts	550	499	570	468	504	508	521	512	536	603	518
Completions	388	320	362	304	320	349	343	315	332	378	372
Completion Pct	70.6%	64.1%	63.5%	65.0%	63.5%	68.7%	65.8%	61.5%	61.9%	62.7%	71.8%
Yards Gained	3809	3102	3742	3459	3376	3617	3971	3141	3404	3848	4487
Sacked	39	51	37	45	50	30	31	36	67	36	31
Yards Lost	271	339	285	314	288	220	213	223	459	214	229
Had Intercepted	8	11	10	6	21	11	18	15	6	14	10
Yards Opp Ret	158	120	222	88	295	138	255	234	43	213	49
Opp TDs on Int	1	1	2	2	4	1	1	1	0	1	0
PUNTS	54	67	59	63	70	50	47	71	76	58	43
Avg Yards	46.6	50.4	47.7	46.8	49.6	47.7	47.0	44.8	48.1	48.4	51.0
PUNT RETURNS	27	28	31	25	33	19	20	24	23	18	34
Avg Return	9.9	14.3	8.2	10.9	7.7	9.4	9.6	7.4	9.1	10.3	13.4
Returned for TD	0	0	0	1	0	0	0	0	0	1	1
KICKOFF RETURNS	22	25	28	23	37	25	26	42	23	33	15
Avg Return	27.9	25.8	30.6	22.5	26.2	28.4	26.7	25.2	28.4	32.2	31.4
Returned for TD	0	0	1	0	0	1	0	0	0	2	0
PENALTIES	110	104	131	99	125	91	92	116	103	117	99
Yards Penalized	894	857	1099	803	962	801	773	917	822	854	939
FUMBLES BY	23	29	19	20	26	20	21	16	17	29	12
Fumbles Lost	9	11	8	10	12	9	5	7	8	14	3
Opp Fumbles	13	22	17	29	14	19	17	15	20	20	20
Opp Fumbles Lost	6	5	8	15	6	7	6	8	11	8	8
POSS. TIME (avg)	31:42	28:49	29:00	31:21	30:47	29:39	29:33	27:10	29:59	28:47	31:59
TOUCHDOWNS	32	28	36	35	32	36	38	34	33	32	66
Rushing	11	10	8	13	11	16	15	15	12	5	26
Passing	21	17	27	20	21	17	19	19	19	23	38
Returns	0	1	1	2	0	3	4	0	2	4	2
EXTRA POINT KICKS	24/26	23/24	25/28	33/33	28/28	31/32	33/33	28/30	22/23	29/29	60/63
2-PT CONVERSIONS	2/5	3/4	4/8	0/2	2/3	3/4	2/4	1/3	3/10	1/3	1/2
FIELD GOALS MADE/ATTEMPTED	35/39	23/30	19/27	40/43	23/25	32/36	28/39	21/25	20/24	36/43	25/28
POINTS SCORED	325	266	306	363	297	353	351	297	286	331	533

2024 NATIONAL FOOTBALL LEAGUE

TEAM DEFENSIVE TOTALS

CATEGORY	MIA	NE	NYJ	PIT	TEN	ARI	ATL	CAR	CHI	DAL	DET
POINTS ALLOWED	332	401	384	328	437	355	379	496	348	445	333
OPP FIRST DOWNS	292	332	326	303	296	318	322	386	306	324	317
Rushing	90	119	122	103	110	115	122	159	116	135	83
Passing	176	182	157	178	149	184	184	194	170	164	191
Penalty	26	31	47	22	37	19	16	33	20	25	43
OPP YARDS GAINED (tot)	4970	5570	5000	5242	4917	5387	5443	6340	5655	5770	5558
Avg per Game	310.6	348.1	312.5	327.6	307.3	336.7	340.2	396.3	353.4	360.6	347.4
OPP RUSHING (net)	1645	2103	1924	1610	2070	2011	1896	2830	2134	2218	1552
Avg per Game	102.8	131.4	120.3	100.6	129.4	125.7	118.5	176.9	133.4	138.6	97.0
Rushes	383	474	481	391	474	437	428	554	452	464	350
Yards per Rush	4.3	4.4	4.0	4.1	4.4	4.6	4.4	5.1	4.7	4.8	4.4
OPP PASSING (net)	3325	3467	3076	3632	2847	3376	3547	3510	3521	3552	4006
Avg per Game	207.8	216.7	192.3	227.0	177.9	211.0	221.7	219.4	220.1	222.0	250.4
Pass Attempts	535	501	480	536	445	496	543	492	478	481	569
Pass Completions	342	328	302	345	296	341	378	339	308	328	355
Completion Pct	63.9%	65.5%	62.9%	64.4%	66.5%	68.8%	69.6%	68.9%	64.4%	68.2%	62.4%
Yards Gained	3555	3620	3361	3874	3038	3604	3734	3731	3754	3846	4238
Sacked	32	28	39	36	31	39	31	31	37	46	35
Yards Lost	230	153	285	242	191	228	187	221	233	294	232
INTERCEPTED BY	9	7	5	16	11	7	12	8	11	13	16
Yards Returned	14	49	0	209	86	12	187	77	87	97	155
Returned for TD	0	0	0	0	0	0	3	0	1	1	1
OPP PUNT RETURNS	20	32	28	28	45	20	22	25	40	30	19
Avg Return	11.0	12.7	9.1	7.0	14.4	10.0	13.9	6.8	10.2	10.6	6.5
Returned for TD	0	1	0	0	1	0	0	0	0	0	0
OPP KICKOFF RETURNS	16	18	28	36	26	14	27	36	27	39	24
Avg Return	25.6	24.8	23.9	28.4	32.0	31.4	27.3	24.3	28.3	27.1	31.1
Returned for TD	0	0	0	0	0	0	0	0	0	0	0
OPP TOUCHDOWNS	32	45	40	38	52	37	41	56	35	52	37
Rushing	12	15	21	14	20	17	8	21	18	24	18
Passing	18	26	17	22	26	18	31	33	17	26	18
Returns	2	4	2	2	6	2	2	2	0	2	1

2024 NATIONAL FOOTBALL LEAGUE

TEAM OFFENSIVE TOTALS

CATEGORY	GB	LAR	MIN	NO	NYG	PHI	SEA	SF	TB	WAS	NFL/Avg
GAMES (W-L-T)	11-5-0	10-6-0	14-2-0	5-11-0	3-13-0	13-3-0	9-7-0	6-10-0	9-7-0	11-5-0	---
FIRST DOWNS	323	322	339	285	291	339	311	326	375	362	315.7
Rushing	129	116	97	107	98	161	83	111	131	148	108.0
Passing	164	176	203	153	166	153	198	188	213	181	179.3
Penalty	30	30	39	25	27	25	30	27	31	33	28.3
YDS GAINED (tot)	5936	5230	5636	5150	4773	5939	5311	5964	6398	6015	5397.2
Avg per Game	371.0	326.9	352.3	321.9	298.3	371.2	331.9	372.8	399.9	375.9	337.3
RUSHING (net)	2313	1681	1735	1890	1683	2997	1501	2025	2357	2506	1914.1
Avg per Game	144.6	105.1	108.4	118.1	105.2	187.3	93.8	126.6	147.3	156.6	119.6
Rushes	493	429	438	425	399	596	359	429	452	508	431.8
Yards per Rush	4.7	3.9	4.0	4.5	4.2	5.0	4.2	4.7	5.2	4.9	4.4
PASSING (net)	3623	3549	3901	3260	3090	2942	3810	3939	4041	3509	3483.1
Avg per Game	226.4	221.8	243.8	203.8	193.1	183.9	238.1	246.2	252.6	219.3	217.7
Attempts	454	518	507	509	562	407	566	490	539	494	522.7
Completions	291	340	346	314	344	276	393	320	387	344	341.2
Completion Pct	64.1%	65.6%	68.2%	61.7%	61.2%	67.8%	69.4%	65.3%	71.8%	69.6%	65.3%
Yards Gained	3734	3762	4213	3490	3383	3248	4156	4098	4284	3733	3739.3
Sacked	19	28	47	35	48	43	52	34	39	44	39.2
Yards Lost	111	213	312	230	293	306	346	159	243	224	256.2
Had Intercepted	11	8	12	12	12	6	16	14	15	9	11.6
Yards Opp Ret	128	68	93	79	180	57	212	107	166	70	131.2
Opp TDs on Int	2	0	0	1	4	0	1	0	0	0	0.8
PUNTS	53	61	54	72	74	52	72	45	48	45	60.6
Avg Yards	46.2	44.4	45.4	44.1	44.8	47.9	49.0	43.9	44.1	46.8	47.4
PUNT RETURNS	18	16	22	23	28	28	24	31	20	22	25.8
Avg Return	7.9	8.2	6.9	12.7	7.3	9.2	7.0	9.0	8.0	10.8	9.9
Returned for TD	0	0	0	1	0	0	0	0	0	0	0.2
KICKOFF RETURNS	16	26	14	37	36	30	37	30	28	37	27.1
Avg Return	29.8	26.6	24.4	27.0	28.3	26.1	28.1	28.4	26.0	29.2	27.4
Returned for TD	0	0	0	0	1	0	1	0	0	0	0.2
PENALTIES	107	89	104	102	106	102	116	98	96	106	103.9
Yards Penalized	791	788	815	926	888	793	964	758	749	905	846.4
FUMBLES BY	14	13	17	16	21	18	21	23	25	19	18.7
Fumbles Lost	6	5	9	7	10	9	8	10	7	6	8.1
Opp Fumbles	24	14	18	13	20	29	21	19	26	22	18.7
Opp Fumbles Lost	13	7	9	3	10	13	5	6	11	10	8.1
POSS. TIME (avg)	30:34	29:10	30:45	28:10	30:09	32:32	28:54	30:24	31:59	31:11	30:00
TOUCHDOWNS	50	39	47	36	29	52	39	39	56	52	40.8
Rushing	21	15	9	15	13	29	17	16	15	24	15.1
Passing	28	20	35	20	14	22	17	21	39	27	23.7
Returns	1	4	3	1	2	1	5	2	2	1	2.0
EXTRA POINT KICKS	45/45	31/35	45/46	30/32	21/22	45/46	34/37	35/37	51/53	43/45	95.7%
2-PT CONVERSIONS	3/5	0/3	0/1	1/4	1/7	3/6	0/2	0/2	1/3	4/5	40.9%
FIELD GOALS MADE/ATTEMPTED	29/35	25/30	32/38	23/27	21/26	26/33	25/29	32/41	28/30	33/41	83.6%
POINTS SCORED	438	342	423	319	260	443	345	365	475	462	365.6

2024 NATIONAL FOOTBALL LEAGUE

TEAM DEFENSIVE TOTALS

CATEGORY	GB	LAR	MIN	NO	NYG	PHI	SEA	SF	TB	WAS	NFL/Avg
POINTS ALLOWED	314	356	301	371	395	290	343	389	366	372	365.6
OPP FIRST DOWNS	311	324	301	334	310	283	309	295	317	312	315.7
Rushing	99	112	74	127	126	102	104	110	90	113	108.0
Passing	190	183	204	183	162	156	177	167	198	163	179.3
Penalty	22	29	23	24	22	25	28	18	29	36	28.3
OPP YARDS GAINED (tot)	5123	5667	5311	6064	5593	4494	5253	5003	5518	5180	5397.2
Avg per Game	320.2	354.2	331.9	379.0	349.6	280.9	328.3	312.7	344.9	323.8	337.3
OPP RUSHING (net)	1606	2084	1410	2225	2265	1671	1969	1967	1599	2187	1914.1
Avg per Game	100.4	130.3	88.1	139.1	141.6	104.4	123.1	122.9	99.9	136.7	119.6
Rushes	400	453	361	458	478	391	430	449	370	451	431.8
Yards per Rush	4.0	4.6	3.9	4.9	4.7	4.3	4.6	4.4	4.3	4.9	4.4
OPP PASSING (net)	3517	3583	3901	3839	3328	2823	3284	3036	3919	2993	3483.1
Avg per Game	219.8	223.9	243.8	239.9	208.0	176.4	205.3	189.8	244.9	187.1	217.7
Pass Attempts	535	515	604	559	462	513	528	481	588	462	522.7
Pass Completions	360	334	388	345	322	315	344	313	392	287	341.2
Completion Pct	67.3%	64.9%	64.2%	61.7%	69.7%	61.4%	65.2%	65.1%	66.7%	62.1%	65.3%
Yards Gained	3811	3878	4228	4074	3600	3128	3596	3234	4224	3248	3739.3
Sacked	44	36	47	38	43	41	42	37	44	41	39.2
Yards Lost	294	295	327	235	272	305	312	198	305	255	256.2
INTERCEPTED BY	16	13	22	13	5	12	12	11	7	7	11.6
Yards Returned	271	145	134	166	52	145	261	167	28	153	131.2
Returned for TD	1	2	2	0	0	1	2	1	0	1	0.8
OPP PUNT RETURNS	19	23	25	27	26	22	29	17	20	23	25.8
Avg Return	7.1	8.4	6.7	7.9	10.5	7.0	8.8	13.9	13.2	6.4	9.9
Returned for TD	0	0	0	0	1	0	0	0	1	0	0.2
OPP KICKOFF RETURNS	45	12	14	54	13	29	37	31	23	72	27.1
Avg Return	26.8	29.5	28.5	25.8	28.5	28.6	27.4	28.6	27.2	26.4	27.4
Returned for TD	0	0	0	0	0	0	1	1	0	2	0.2
OPP TOUCHDOWNS	36	39	33	40	45	32	38	44	40	44	40.8
Rushing	12	13	9	19	18	9	11	22	13	17	15.1
Passing	22	25	23	17	21	21	24	21	26	25	23.7
Returns	2	1	1	4	6	2	3	1	1	2	2.0

2024 NATIONAL FOOTBALL LEAGUE

2024 NATIONAL FOOTBALL LEAGUE

AFC TEAM RANKINGS

TEAM	OFFENSE			DEFENSE		
	TOTAL	RUSH	PASS	TOTAL	RUSH	PASS
BAL	*1	1	2	9	*1	15
BUF	3	3	3	12	8	10
CIN	2	14	*1	14	12	12
CLE	14	13	9	11	11	7
DEN	10	8	11	10	4	13
HOU	8	10	8	5	7	3
IND	5	2	14	15	16	14
JAX	13	12	12	16	14	16
KC	4	7	4	3	2	8
LAC	9	9	10	8	10	4
LV	12	16	5	6	6	6
MIA	7	11	6	2	5	5
NE	16	5	16	13	15	9
NYJ	11	15	7	4	9	2
PIT	6	4	13	7	3	11
TEN	15	6	15	1	13	1

NFC TEAM RANKINGS

TEAM	OFFENSE			DEFENSE		
	Total	Rush	Pass	Total	Rush	Pass
ARI	8	6	11	7	9	6
ATL	7	8	6	8	6	10
CAR	15	11	16	16	16	7
CHI	16	14	14	12	11	9
DAL	12	15	7	14	13	11
DET	1	5	1	10	2	16
GB	6	4	8	3	4	8
LAR	11	13	9	13	10	12
MIN	9	10	4	6	1	14
NO	13	9	12	15	14	13
NYG	14	12	13	11	15	5
PHI	5	*1	15	*1	5	*1
SEA	10	16	5	5	8	4
SF	4	7	3	2	7	3
TB	2	3	2	9	3	15
WAS	3	2	10	4	12	2

t = Tied for position

* = League Leader

2024 NATIONAL FOOTBALL LEAGUE

NFL TEAM RANKINGS

TEAM	OFFENSE			DEFENSE		
	TOTAL	RUSH	PASS	TOTAL	RUSH	PASS
ARI	11	7	18	18	20	12
ATL	10	12	8	19	14	19
BAL	*1	2	6	14	*1	30
BUF	9	9	9	20	13	22
CAR	31	20	31	32	32	16
CHI	32	25	29	25	27	18
CIN	8	29	*1	27	21	24
CLE	27	28	20	17	19	13
DAL	19	27	11	28	29	20
DEN	23	17	22	15	8	25
DET	2	6	2	22	3	31
GB	7	5	12	8	6	17
HOU	21	21	19	7	12	6
IND	15	8	26	29	26	26
JAX	26	26	23	31	23	32
KC	13	16	10	4	4	14
LAC	22	18	21	12	16	8
LAR	17	23	14	26	24	21
LV	25	32	13	10	11	11
MIA	18	24	15	3	9	9
MIN	12	19	5	16	2	28
NE	30	13	32	23	25	15
NO	20	14	24	30	30	27
NYG	29	22	27	24	31	10
NYJ	24	31	17	5	15	5
PHI	6	*1	30	*1	10	*1
PIT	16	10	25	11	7	23
SEA	14	30	7	13	18	7
SF	5	11	4	6	17	4
TB	3	4	3	21	5	29
TEN	28	15	28	2	22	2
WAS	4	3	16	9	28	3

t = Tied for position

* = League Leader

2024 NATIONAL FOOTBALL LEAGUE

AFC TEAM OFFENSE RANK

TEAM	(A)	(B)	(C)	(D)	(E)	(F)	(G)	(H)	(I)	(J)	(K)	(L)	(M)	(N)	(O)	(P)	(Q)
BAL	1	1	1	1	2	1	2	3	1	2	3	8	10	15	11	2	13
BUF	3	2	3	3	3	2	3	1	4	4	1	5	14	16	15	1	11
CIN	2	3	14	9	1	3	5	9	2	3	12	16	5	6	3	3	14
CLE	14	16	13	11	9	16	14	15	11t	16	8	10	15	3	8	16	16
DEN	10	10	8	10	11	10	11	2	14	10	4	1	6	12	6	4	5
HOU	8	12	10	8	8	12	10	13	11t	11	6	13	2	10	2	9	8
IND	5	4	2	2	14	5	15	5	10	8	5	7	4	2	4	8	9
JAX	13	6	12	5	12	7	13	4	16	12	11	4	13	5	1	12t	3
KC	4	7	7	14	4	9	8	6	3	1	2	9	9	8	12	5	7
LAC	9	5	9	13	10	4	1	11	11t	6	7	3	8	13	10	6	1
LV	12	15	16	16	5	14	12	10	8	14	9t	12	3	7	5	14	10
MIA	7	9	11	15	6	8	6	8	5	13	14	11	7	14	14	10	6
NE	16	14	5	4	16	15	9	16	15	15	9t	2	12	1	9	15	12
NYJ	11	8	15	7	7	11	7	7	9	7	15	14	1	9	13	11	15
PIT	6	11	4	12	13	6	4	12	6	5	13	6	16	11	7	7	2
TEN	15	13	6	6	15	13	16	14	7	9	16	15	11	4	16	12t	4

AFC TEAM DEFENSE RANK

TEAM	(A)	(B)	(C)	(D)	(E)	(F)	(G)	(H)	(I)	(J)	(K)	(L)	(M)	(N)	(O)	(P)	(Q)	(R)	(S)
BAL	9	7	1	1	15	10	11	3	9	9	1	3	10	7	13	7	12	2	1
BUF	12	12	8	15	10	9	4	10	14	15	4	5	14	11	5	6	6	1	3
CIN	14	14	12	14	12	12	5	14	15	12	11	7	2	14	14	15	8	6	5
CLE	11	11	11	10	7	13	16	5	1	2	5	15	8	9	4	10t	1	16	13
DEN	10	1	4	2	13	2	7	1	10	6	6	4	7	12	9	3	15	5	11
HOU	5	3	7	13	3	1	1	2	6t	4	12	1	6	16	15	8	16	9	6
IND	15	15	16	6	14	15	3	12	11	16	7	14	16	6	6	13	5	10	14
JAX	16	16	14	8	16	16	14	15	16	14	9	8	9	8	8	14	11	13	16
KC	3	5	2	5	8	5	9	7	6t	10t	2	10	12	10	10	2	4	3	2
LAC	8	9	10	16	4	3	6	4	3	5	10	9	13	15	16	1	2	4	10
LV	6	8	6	11	6	7	10	8	5	7	15	12	4	2	2	10t	13	12	12
MIA	2	6	5	7	5	4	12	13	2	3	3	11	5	13	12	5	10	8	4
NE	13	13	15	12	9	14	13	16	13	13	8	13	3	1	1	12	9	14	15
NYJ	4	2	9	3	2	6	15	6	12	8	14	6	1	3	7	9	14	11	9
PIT	7	10	3	4	11	11	2	11	8	1	13	2	11	4	3	4	3	7	7
TEN	1	4	13	9	1	8	8	9	4	10t	16	16	15	5	11	16	7	15	8

- (A) Total Yards per Game
- (B) Total Yards per Play
- (C) Rushing Yards per Game
- (D) Rushing Yards per Attempt
- (E) Passing Net Yards per Game
- (F) Passing Net Yards per Play
- (G) Passing, Percent Had Intercepted
- (H) Sacks per Pass Play
- (I) First Downs per Game
- (J) Third Down Efficiency

- (K) Fourth Down Efficiency
- (L) Punt Return Average
- (M) Kickoff Return Average
- (N) Gross Punting Average
- (O) Net Punting Average
- (P) Points per Game
- (Q) Field Goal Percentage
- (R) Points per Game Differential (combined offense/defense)
- (S) Net Yards per Game Differential (combined offense/defense)

2024 NATIONAL FOOTBALL LEAGUE

NFC TEAM OFFENSE RANK

TEAM	(A)	(B)	(C)	(D)	(E)	(F)	(G)	(H)	(I)	(J)	(K)	(L)	(M)	(N)	(O)	(P)	(Q)
ARI	8	5	6	1	11	10	7	3	6	4	15	6	6	6	3	8	3
ATL	7	7	8	10	6	6	16	4	7	9	4	5	11	7	14	9	16
CAR	15	14	11	8	16	14	15	9	16	15	14	13	15	11	9	14	7
CHI	16	16	14	13	14	16	1	16	15	16	8	8	7	4	7	15	9t
DAL	12	13	15	14	7	13	8	5	12	12	16	4	1	3	8	12	8
DET	1	2	5	7	1	1	5	6	1	2	3	1	2	1	1	1	2
GB	6	4	4	6	8	2	11	1	9	8	11	12	3	9	6	5	11
LAR	11	11	13	16	9	9	3	2	10	10	5	10	12	13	10	11	9t
MIN	9	8	10	15	4	4	10	14	4t	7	7	16	16	10	11	6	6
NO	13	12	9	9	12	12	9	7	14	13	10	2	10	15	13	13	5
NYG	14	15	12	11	13	15	6	11	13	14	9	14	8	12	12	16	12
PHI	5	9	1	3	15	7	2	15	4t	5	2	7	13	5	5	4	14
SEA	10	10	16	12	5	11	13	13	11	11	12	15	9	2	2	10	4
SF	4	1	7	5	3	3	14	8	8	6	13	9	5	16	15	7	15
TB	2	3	3	2	2	5	12	10	2	1	6	11	14	14	16	2	1
WAS	3	6	2	4	10	8	4	12	3	3	1	3	4	8	4	3	13

NFC TEAM DEFENSE RANK

TEAM	(A)	(B)	(C)	(D)	(E)	(F)	(G)	(H)	(I)	(J)	(K)	(L)	(M)	(N)	(O)	(P)	(Q)	(R)	(S)
ARI	7	9	9	10	6	9	14	7	11	14	11	10	16	14	14	7	13	8	8
ATL	8	7	6	6	10	7	11	16	12	15	6	15	7	1	2	12	16	11	9
CAR	16	16	16	16	7	14	12	14	16	16	9	4	1	5	6	16	10t	16	16
CHI	12	15	11	11	9	16	8	9	4	8	4t	11	9	10	11	6	10t	13	15
DAL	14	13	13	13	11	15	4	1	13t	3	15	13	5	9	4	15	14t	14	12
DET	10	14	2	7	16	13	3	15	9t	1	2	2	15	15	5	4	7	1	2
GB	3	3	4	2	8	6	2	4	7	5	10	6	4	12	15	3	9	3	6
LAR	13	10	10	9	12	11	5	12	13t	11	7	8	14	6	8	8	12	9	11
MIN	6	4	1	1	14	5	1	8	3	2	1	3	10	13	13	2	2	4	7
NO	15	12	14	15	13	10	7	13	15	10	4t	7	2	3	1	10	5	12	14
NYG	11	11	15	12	5	12	16	2	6	12	8	12	11	11	9	14	6	15	13
PHI	1	1	5	3	1	1	6	5	1	4	14	5	12	4	7	1	3	2	1
SEA	5	5	8	8	4	2	10	6	5	6	3	9	8	7	12	5	8	7	10
SF	2	2	7	5	3	3	9	10	2	13	12	16	13	16	16	13	14t	10	3
TB	9	8	3	4	15	8	15	11	9t	9	13	14	6	2	3	9	1	5	4
WAS	4	6	12	14	2	4	13	3	8	7	16	1	3	8	10	11	4	6	5

- (A) Total Yards per Game
- (B) Total Yards per Play
- (C) Rushing Yards per Game
- (D) Rushing Yards per Attempt
- (E) Passing Net Yards per Game
- (F) Passing Net Yards per Play
- (G) Passing, Percent Had Intercepted
- (H) Sacks per Pass Play
- (I) First Downs per Game
- (J) Third Down Efficiency

- (K) Fourth Down Efficiency
- (L) Punt Return Average
- (M) Kickoff Return Average
- (N) Gross Punting Average
- (O) Net Punting Average
- (P) Points per Game
- (Q) Field Goal Percentage
- (R) Points per Game Differential (combined offense/defense)
- (S) Net Yards per Game Differential (combined offense/defense)

2024 NATIONAL FOOTBALL LEAGUE

NFL TEAM OFFENSE RANK

TEAM	(A)	(B)	(C)	(D)	(E)	(F)	(G)	(H)	(I)	(J)	(K)	(L)	(M)	(N)	(O)	(P)	(Q)
BAL	1	1	2	1	6	1	2	4	3	3	7t	11	22	23	19	3	28
BUF	9	6	9	10	9	5	4	1	7	7	2	7	28	24	24	2	22
CIN	8	8	29	20	1	9	6	19	5	5	20	30	9	7	5	6	29
CLE	27	31	28	23	20	32	29	29	24t	32	16	14	31	4	14	32	32
DEN	23	22	17	21	22	22	18	3	27	18	9	1	15	19	11	10	6
HOU	21	24	21	19	19	25	17	27	24t	19	11	22	4	16	3	18	12
IND	15	13	8	8	26	15	31	11	22t	16	10	10	7	3	8	16t	14
JAX	26	18	26	15	23	18	24	6	31	21	19	6	27	6	2	25t	4
KC	13	19	16	27	10	21	12	12	6	1t	3	13	19	10	21	11	9t
LAC	22	16	18	25	21	13	1	23	24t	14	13t	5	17	21	18	12	1
LV	25	29	32	32	13	27	23	20	20	28	17t	16	6	9	10	28	15t
MIA	18	21	24	31	15	19	7	17	13	22	28	15	16	22	23	22	7
NE	30	28	13	11	32	30	16	30	29	29	17t	2	26	2	16	30	27
NYJ	24	20	31	17	17	23	10	13	21	15	29	23	3	14	22	24	31
PIT	16	23	10	24	25	17	5	26	18	13	27	8	32	18	13	14	3
TEN	28	27	15	16	28	26	32	28	19	17	31	27	23	5	30	25t	5
ARI	11	7	7	2	18	14	15	7	10	8	30	18	11	15	6	15	9t
ATL	10	10	12	14	8	8	30	8	11	20	6	17	20	17	29	16t	30
CAR	31	26	20	12	31	28	28	16	32	30	26	28	29	27	20	25t	17
CHI	32	32	25	26	29	31	3	32	30	31	15	20	12	12	15	29	19t
DAL	19	25	27	28	11	24	19	9	17	25	32	12	1	11	17	21	18
DET	2	3	6	9	2	2	13	10	1	4	5	3	2	1	1	1	8
GB	7	5	5	7	12	3	22	2	14	12	23	26	5	25	12	8	21
LAR	17	15	23	30	14	12	9	5	15	23	7t	24	21	29	25	20	19t
MIN	12	11	19	29	5	6	21	25	8t	11	13t	32	30	26	26	9	15t
NO	20	17	14	13	24	20	20	14	28	26	22	4	18	31	28	23	13
NYG	29	30	22	18	27	29	14	21	22t	27	21	29	13	28	27	31	23
PHI	6	12	1	4	30	10	8	31	8t	9	4	19	24	13	9	7	25
SEA	14	14	30	22	7	16	26	24	16	24	24	31	14	8	4	19	11
SF	5	2	11	6	4	4	27	15	12	10	25	21	10	32	31	13	26
TB	3	4	4	3	3	7	25	18	2	1t	12	25	25	30	32	4	2
WAS	4	9	3	5	16	11	11	22	4	6	1	9	8	20	7	5	24

- (A) Total Yards per Game
- (B) Total Yards per Play
- (C) Rushing Yards per Game
- (D) Rushing Yards per Attempt
- (E) Passing Net Yards per Game
- (F) Passing Net Yards per Play
- (G) Passing, Percent Had Intercepted
- (H) Sacks per Pass Play
- (I) First Downs per Game

- (J) Third Down Efficiency
- (K) Fourth Down Efficiency
- (L) Punt Return Average
- (M) Kickoff Return Average
- (N) Gross Punting Average
- (O) Net Punting Average
- (P) Points per Game
- (Q) Field Goal Percentage

2024 NATIONAL FOOTBALL LEAGUE

NFL TEAM DEFENSE RANK

TEAM	(A)	(B)	(C)	(D)	(E)	(F)	(G)	(H)	(I)	(J)	(K)	(L)	(M)	(N)	(O)	(P)	(Q)	(R)	(S)
BAL	14	10	1	1	30	17	22	6	17t	20	2t	9	18	18	25	13	21t	4	1
BUF	20	21	13	25	22	15	6	22	29	29	9	14	30	24	10	11	9	2	9
CIN	27	23	21	21	24	21	8	29	30	24	24	16	2	28	30	29	16	12	14
CLE	17	19	19	15	13	24	32	8	1t	3	12	30	13	20	9	24t	1	31	24
DEN	15	2	8	2	25	3	11	1	21t	14	13	13	11	25	14	5	26t	11	21
HOU	7	4	12	20	6	2	2	4	8t	8	25	1	8	31	31	16	29	17	16
IND	29	24	26	9	26	30	5	25	23t	31	14	27	32	17	11	27	8	22	25
JAX	31	32	23	12	32	32	29	30	31	27	20	17	17	19	13	28	20	26	31
KC	4	7	4	7	14	8	14	18	8t	21t	5	20	21t	21	16	2	6t	8	8
LAC	12	14	16	27	8	4	10	7	4t	9	22t	18	24	30	32	1	3	10	20
LV	10	13	11	16	11	10	21	19	7	16	31	25	5	9	5	24t	24	25	22
MIA	3	8	9	10	9	7	23	28	3	5	6t	24	6	27	20	8	19	16	13
NE	23	22	25	19	15	25	27	32	27	26	18	26	4	4	1	26	18	28t	29
NYJ	5	3	15	4	5	9	31	10	26	17	30	15	1	12	12	21	25	24	19
PIT	11	17	7	6	23	20	4	24	11	2	29	6	20	15	6	7	4t	13	17
TEN	2	6	22	13	2	12	13	21	6	21t	32	32	31	16	19	30	14t	30	18
ARI	18	20	20	24	12	19	26	13	20	28	19	19	29	26	27	14	28	15	11
ATL	19	16	14	17	19	16	20	31	21t	30	10	29	15	1	3	20	32	20	12
CAR	32	31	32	32	16	28	24	26	32	32	16	5	3	6	15	32	21t	32	32
CHI	25	30	27	26	18	31	17	15	12	13	6t	21	19	13	23	12	21t	23	30
DAL	28	28	29	29	20	29	9	2	23t	6	27	23	12	11	7	31	30t	27	26
DET	22	29	3	18	31	27	7	27	17t	1	2t	3	28	29	8	9	13	1	3
GB	8	9	6	5	17	14	3	9	15	10	17	8	10	22	28	6	17	5	7
LAR	26	25	24	23	21	23	12	20	23t	19	11	11	27	7	18	15	26t	18	23
MIN	16	11	2	3	28	13	1	14	10	4	1	4	21t	23	26	4	4t	6	10
NO	30	27	30	31	27	22	16	23	28	18	6t	10	7	3	2	18	11	21	28
NYG	24	26	31	28	10	26	30	3	14	23	15	22	23	14	21	23	12	28t	27
PHI	1	1	10	8	1	1	15	11	1t	7	26	7	25	5	17	3	6t	3	2
SEA	13	12	18	22	7	5	19	12	13	11	4	12	16	8	24	10	14t	14	15
SF	6	5	17	14	4	6	18	16	4t	25	21	31	26	32	29	22	30t	19	4
TB	21	18	5	11	29	18	28	17	17t	15	22t	28	14	2	4	17	2	7	5
WAS	9	15	28	30	3	11	25	5	16	12	28	2	9	10	22	19	10	9	6

- (A) Total Yards per Game
- (B) Total Yards per Play
- (C) Rushing Yards per Game
- (D) Rushing Yards per Attempt
- (E) Passing Net Yards per Game
- (F) Passing Net Yards per Play
- (G) Passing, Percent Had Intercepted
- (H) Sacks per Pass Play
- (I) First Downs per Game
- (J) Third Down Efficiency

- (K) Fourth Down Efficiency
- (L) Punt Return Average
- (M) Kickoff Return Average
- (N) Gross Punting Average
- (O) Net Punting Average
- (P) Points per Game
- (Q) Field Goal Percentage
- (R) Points per Game Differential (combined offense/defense)
- (S) Net Yards per Game Differential (combined offense/defense)

2024 NATIONAL FOOTBALL LEAGUE

AFC TOTAL OFFENSE

RANK	TEAM	TOTAL	RUSH	PASS	TOTAL/G	RUSH/G	PASS/G
1	Baltimore	6787	2969	3818	424.2	185.6	238.6
2	Cincinnati	5900	1506	4394	368.8	94.1	274.6
3	Buffalo	5846	2100	3746	365.4	131.3	234.1
4	Kansas City	5472	1763	3709	342.0	110.2	231.8
5	Indianapolis	5263	2154	3109	328.9	134.6	194.3
6	Pittsburgh	5237	2092	3145	327.3	130.8	196.6
7	Miami	5198	1660	3538	324.9	103.8	221.1
8	Houston	5061	1702	3359	316.3	106.4	209.9
9	Los Angeles Chargers	5040	1745	3295	315.0	109.1	205.9
10	Denver	5039	1750	3289	314.9	109.4	205.6
11	New York Jets	4900	1443	3457	306.3	90.2	216.1
12	Las Vegas	4890	1318	3572	305.6	82.4	223.3
13	Jacksonville	4887	1616	3271	305.4	101.0	204.4
14	Cleveland	4884	1552	3332	305.3	97.0	208.3
15	Tennessee	4858	1770	3088	303.6	110.6	193.0
16	New England	4655	1892	2763	290.9	118.3	172.7
	TOTALS	83917	29032	54885	327.8	113.4	214.4

AFC TOTAL DEFENSE

RANK	TEAM	TOTAL	RUSH	PASS	TOTAL/G	RUSH/G	PASS/G
1	Tennessee	4917	2070	2847	307.3	129.4	177.9
2	Miami	4970	1645	3325	310.6	102.8	207.8
3	Kansas City	4972	1573	3399	310.8	98.3	212.4
4	New York Jets	5000	1924	3076	312.5	120.3	192.3
5	Houston	5041	1853	3188	315.1	115.8	199.3
6	Las Vegas	5190	1850	3340	324.4	115.6	208.8
7	Pittsburgh	5242	1610	3632	327.6	100.6	227.0
8	Los Angeles Chargers	5250	1958	3292	328.1	122.4	205.8
9	Baltimore	5281	1305	3976	330.1	81.6	248.5
10	Denver	5293	1612	3681	330.8	100.8	230.1
11	Cleveland	5379	1985	3394	336.2	124.1	212.1
12	Buffalo	5497	1886	3611	343.6	117.9	225.7
13	New England	5570	2103	3467	348.1	131.4	216.7
14	Cincinnati	5728	2048	3680	358.0	128.0	230.0
15	Indianapolis	5821	2128	3693	363.8	133.0	230.8
16	Jacksonville	6200	2077	4123	387.5	129.8	257.7
	TOTALS	85351	29627	55724	333.4	115.7	217.7

2024 NATIONAL FOOTBALL LEAGUE

NFC TOTAL OFFENSE

RANK	TEAM	TOTAL	RUSH	PASS	TOTAL/G	RUSH/G	PASS/G
1	Detroit	6568	2310	4258	410.5	144.4	266.1
2	Tampa Bay	6398	2357	4041	399.9	147.3	252.6
3	Washington	6015	2506	3509	375.9	156.6	219.3
4	San Francisco	5964	2025	3939	372.8	126.6	246.2
5	Philadelphia	5939	2997	2942	371.2	187.3	183.9
6	Green Bay	5936	2313	3623	371.0	144.6	226.4
7	Atlanta	5750	1992	3758	359.4	124.5	234.9
8	Arizona	5697	2300	3397	356.1	143.8	212.3
9	Minnesota	5636	1735	3901	352.3	108.4	243.8
10	Seattle	5311	1501	3810	331.9	93.8	238.1
11	Los Angeles Rams	5230	1681	3549	326.9	105.1	221.8
12	Dallas	5189	1555	3634	324.3	97.2	227.1
13	New Orleans	5150	1890	3260	321.9	118.1	203.8
14	New York Giants	4773	1683	3090	298.3	105.2	193.1
15	Carolina	4641	1723	2918	290.1	107.7	182.4
16	Chicago	4596	1651	2945	287.3	103.2	184.1
	TOTALS	88793	32219	56574	346.8	125.9	221.0

NFC TOTAL DEFENSE

RANK	TEAM	TOTAL	RUSH	PASS	TOTAL/G	RUSH/G	PASS/G
1	Philadelphia	4494	1671	2823	280.9	104.4	176.4
2	San Francisco	5003	1967	3036	312.7	122.9	189.8
3	Green Bay	5123	1606	3517	320.2	100.4	219.8
4	Washington	5180	2187	2993	323.8	136.7	187.1
5	Seattle	5253	1969	3284	328.3	123.1	205.3
6	Minnesota	5311	1410	3901	331.9	88.1	243.8
7	Arizona	5387	2011	3376	336.7	125.7	211.0
8	Atlanta	5443	1896	3547	340.2	118.5	221.7
9	Tampa Bay	5518	1599	3919	344.9	99.9	244.9
10	Detroit	5558	1552	4006	347.4	97.0	250.4
11	New York Giants	5593	2265	3328	349.6	141.6	208.0
12	Chicago	5655	2134	3521	353.4	133.4	220.1
13	Los Angeles Rams	5667	2084	3583	354.2	130.3	223.9
14	Dallas	5770	2218	3552	360.6	138.6	222.0
15	New Orleans	6064	2225	3839	379.0	139.1	239.9
16	Carolina	6340	2830	3510	396.3	176.9	219.4
	TOTALS	87359	31624	55735	341.2	123.5	217.7

2024 NATIONAL FOOTBALL LEAGUE

NFL TOTAL OFFENSE

RANK	TEAM	TOTAL	RUSH	PASS	TOTAL/G	RUSH/G	PASS/G
1	Baltimore	6787	2969	3818	424.2	185.6	238.6
2	Detroit	6568	2310	4258	410.5	144.4	266.1
3	Tampa Bay	6398	2357	4041	399.9	147.3	252.6
4	Washington	6015	2506	3509	375.9	156.6	219.3
5	San Francisco	5964	2025	3939	372.8	126.6	246.2
6	Philadelphia	5939	2997	2942	371.2	187.3	183.9
7	Green Bay	5936	2313	3623	371.0	144.6	226.4
8	Cincinnati	5900	1506	4394	368.8	94.1	274.6
9	Buffalo	5846	2100	3746	365.4	131.3	234.1
10	Atlanta	5750	1992	3758	359.4	124.5	234.9
11	Arizona	5697	2300	3397	356.1	143.8	212.3
12	Minnesota	5636	1735	3901	352.3	108.4	243.8
13	Kansas City	5472	1763	3709	342.0	110.2	231.8
14	Seattle	5311	1501	3810	331.9	93.8	238.1
15	Indianapolis	5263	2154	3109	328.9	134.6	194.3
16	Pittsburgh	5237	2092	3145	327.3	130.8	196.6
17	Los Angeles Rams	5230	1681	3549	326.9	105.1	221.8
18	Miami	5198	1660	3538	324.9	103.8	221.1
19	Dallas	5189	1555	3634	324.3	97.2	227.1
20	New Orleans	5150	1890	3260	321.9	118.1	203.8
21	Houston	5061	1702	3359	316.3	106.4	209.9
22	Los Angeles Chargers	5040	1745	3295	315.0	109.1	205.9
23	Denver	5039	1750	3289	314.9	109.4	205.6
24	New York Jets	4900	1443	3457	306.3	90.2	216.1
25	Las Vegas	4890	1318	3572	305.6	82.4	223.3
26	Jacksonville	4887	1616	3271	305.4	101.0	204.4
27	Cleveland	4884	1552	3332	305.3	97.0	208.3
28	Tennessee	4858	1770	3088	303.6	110.6	193.0
29	New York Giants	4773	1683	3090	298.3	105.2	193.1
30	New England	4655	1892	2763	290.9	118.3	172.7
31	Carolina	4641	1723	2918	290.1	107.7	182.4
32	Chicago	4596	1651	2945	287.3	103.2	184.1
	TOTALS	172710	61251	111459	337.3	119.6	217.7

2024 NATIONAL FOOTBALL LEAGUE

NFL TOTAL DEFENSE

RANK	TEAM	TOTAL	RUSH	PASS	TOTAL/G	RUSH/G	PASS/G
1	Philadelphia	4494	1671	2823	280.9	104.4	176.4
2	Tennessee	4917	2070	2847	307.3	129.4	177.9
3	Miami	4970	1645	3325	310.6	102.8	207.8
4	Kansas City	4972	1573	3399	310.8	98.3	212.4
5	New York Jets	5000	1924	3076	312.5	120.3	192.3
6	San Francisco	5003	1967	3036	312.7	122.9	189.8
7	Houston	5041	1853	3188	315.1	115.8	199.3
8	Green Bay	5123	1606	3517	320.2	100.4	219.8
9	Washington	5180	2187	2993	323.8	136.7	187.1
10	Las Vegas	5190	1850	3340	324.4	115.6	208.8
11	Pittsburgh	5242	1610	3632	327.6	100.6	227.0
12	Los Angeles Chargers	5250	1958	3292	328.1	122.4	205.8
13	Seattle	5253	1969	3284	328.3	123.1	205.3
14	Baltimore	5281	1305	3976	330.1	81.6	248.5
15	Denver	5293	1612	3681	330.8	100.8	230.1
16	Minnesota	5311	1410	3901	331.9	88.1	243.8
17	Cleveland	5379	1985	3394	336.2	124.1	212.1
18	Arizona	5387	2011	3376	336.7	125.7	211.0
19	Atlanta	5443	1896	3547	340.2	118.5	221.7
20	Buffalo	5497	1886	3611	343.6	117.9	225.7
21	Tampa Bay	5518	1599	3919	344.9	99.9	244.9
22	Detroit	5558	1552	4006	347.4	97.0	250.4
23	New England	5570	2103	3467	348.1	131.4	216.7
24	New York Giants	5593	2265	3328	349.6	141.6	208.0
25	Chicago	5655	2134	3521	353.4	133.4	220.1
26	Los Angeles Rams	5667	2084	3583	354.2	130.3	223.9
27	Cincinnati	5728	2048	3680	358.0	128.0	230.0
28	Dallas	5770	2218	3552	360.6	138.6	222.0
29	Indianapolis	5821	2128	3693	363.8	133.0	230.8
30	New Orleans	6064	2225	3839	379.0	139.1	239.9
31	Jacksonville	6200	2077	4123	387.5	129.8	257.7
32	Carolina	6340	2830	3510	396.3	176.9	219.4
	TOTALS	172710	61251	111459	337.3	119.6	217.7

2024 NATIONAL FOOTBALL LEAGUE

2024 NATIONAL FOOTBALL LEAGUE

AFC TEAM TAKEAWAYS/GIVEAWAYS

RANK	TEAM	TAKEAWAYS			GIVEAWAYS			NET DIFF
		INT	FUM	TOTAL	INT	FUM	TOTAL	
1	Buffalo	16	15	31	6	2	8	+23
2	Pittsburgh	16	15	31	6	10	16	+15
3	Los Angeles Chargers	14	6	20	3	6	9	+11
4	Houston	19	9	28	12	6	18	+10
5t	Denver	15	10	25	12	7	19	+6
5t	Kansas City	13	7	20	11	3	14	+6
7t	Baltimore	10	5	15	4	7	11	+4
7t	Cincinnati	15	9	24	8	12	20	+4
9	Miami	9	6	15	8	9	17	-2
10t	Indianapolis	15	9	24	19	10	29	-5
10t	New York Jets	5	8	13	10	8	18	-5
12	New England	7	5	12	11	11	22	-10
13	Jacksonville	6	3	9	14	9	23	-14
14	Las Vegas	10	3	13	15	13	28	-15
15	Tennessee	11	6	17	21	12	33	-16
16	Cleveland	4	8	12	21	11	32	-20
	TOTALS	185	124	309	181	136	317	-8

NFC TEAM TAKEAWAYS/GIVEAWAYS

RANK	TEAM	TAKEAWAYS			GIVEAWAYS			NET DIFF
		INT	FUM	TOTAL	INT	FUM	TOTAL	
1	Green Bay	16	13	29	11	6	17	+12
2	Detroit	16	8	24	10	3	13	+11
3t	Minnesota	22	9	31	12	9	21	+10
3t	Philadelphia	12	13	25	6	9	15	+10
5	Chicago	11	11	22	6	8	14	+8
6	Los Angeles Rams	13	7	20	8	5	13	+7
7	Washington	7	10	17	9	6	15	+2
8	New Orleans	13	3	16	12	7	19	-3
9	Tampa Bay	7	11	18	15	7	22	-4
10	Atlanta	12	6	18	18	5	23	-5
11t	Arizona	7	7	14	11	9	20	-6
11t	Carolina	8	8	16	15	7	22	-6
13t	Dallas	13	8	21	14	14	28	-7
13t	New York Giants	5	10	15	12	10	22	-7
13t	San Francisco	11	6	17	14	10	24	-7
13t	Seattle	12	5	17	16	8	24	-7
	TOTALS	185	135	320	189	123	312	+8

2024 NATIONAL FOOTBALL LEAGUE

NFL TEAM TAKEAWAYS/GIVEAWAYS

RANK	TEAM	TAKEAWAYS			GIVEAWAYS			NET DIFF
		INT	FUM	TOTAL	INT	FUM	TOTAL	
1	Buffalo	16	15	31	6	2	8	+23
2	Pittsburgh	16	15	31	6	10	16	+15
3	Green Bay	16	13	29	11	6	17	+12
4t	Detroit	16	8	24	10	3	13	+11
4t	Los Angeles Chargers	14	6	20	3	6	9	+11
6t	Houston	19	9	28	12	6	18	+10
6t	Minnesota	22	9	31	12	9	21	+10
6t	Philadelphia	12	13	25	6	9	15	+10
9	Chicago	11	11	22	6	8	14	+8
10	Los Angeles Rams	13	7	20	8	5	13	+7
11t	Denver	15	10	25	12	7	19	+6
11t	Kansas City	13	7	20	11	3	14	+6
13t	Baltimore	10	5	15	4	7	11	+4
13t	Cincinnati	15	9	24	8	12	20	+4
15	Washington	7	10	17	9	6	15	+2
16	Miami	9	6	15	8	9	17	-2
17	New Orleans	13	3	16	12	7	19	-3
18	Tampa Bay	7	11	18	15	7	22	-4
19t	Atlanta	12	6	18	18	5	23	-5
19t	Indianapolis	15	9	24	19	10	29	-5
19t	New York Jets	5	8	13	10	8	18	-5
22t	Arizona	7	7	14	11	9	20	-6
22t	Carolina	8	8	16	15	7	22	-6
24t	Dallas	13	8	21	14	14	28	-7
24t	New York Giants	5	10	15	12	10	22	-7
24t	San Francisco	11	6	17	14	10	24	-7
24t	Seattle	12	5	17	16	8	24	-7
28	New England	7	5	12	11	11	22	-10
29	Jacksonville	6	3	9	14	9	23	-14
30	Las Vegas	10	3	13	15	13	28	-15
31	Tennessee	11	6	17	21	12	33	-16
32	Cleveland	4	8	12	21	11	32	-20
	TOTALS	370	259	629	370	259	629	0

2024 NATIONAL FOOTBALL LEAGUE

2024 NATIONAL FOOTBALL LEAGUE

AFC OFFENSE INSIDE THE 20

RANK	TEAM	DRIVES	PTS	TD	TD%	FG	SCORES	SCORE%
1	Baltimore	62	353	46	74.2%	11	57	91.9%
2	Buffalo	65	360	46	70.8%	14	60	92.3%
3	Cincinnati	57	304	38	66.7%	14	52	91.2%
4	Denver	51	254	31	60.8%	13	44	86.3%
5	Miami	48	237	28	58.3%	15	43	89.6%
6	Jacksonville	47	227	27	57.4%	13	40	85.1%
7	Los Angeles Chargers	44	224	25	56.8%	17	42	95.5%
8	Tennessee	43	198	24	55.8%	10	34	79.1%
9	Indianapolis	49	242	27	55.1%	19	46	93.9%
10	Kansas City	65	313	35	53.8%	24	59	90.8%
11	New York Jets	50	225	26	52.0%	15	41	82.0%
12	Houston	53	238	27	50.9%	17	44	83.0%
13	Cleveland	34	140	17	50.0%	7	24	70.6%
14	Las Vegas	43	196	21	48.8%	17	38	88.4%
15	New England	44	192	21	47.7%	15	36	81.8%
16	Pittsburgh	54	237	25	46.3%	21	46	85.2%
	TOTALS	809	3940	464	57.4%	242	706	87.3%

AFC DEFENSE INSIDE THE 20

RANK	TEAM	DRIVES	PTS	TD	TD%	FG	SCORES	SCORE%
1	Los Angeles Chargers	38	162	17	44.7%	15	32	84.2%
2	Miami	50	214	23	46.0%	18	41	82.0%
3	Denver	49	218	23	46.9%	19	42	85.7%
4	Kansas City	49	212	24	49.0%	16	40	81.6%
5	Baltimore	47	215	26	55.3%	12	38	80.9%
6	Pittsburgh	57	266	32	56.1%	15	47	82.5%
7	Buffalo	58	277	34	58.6%	13	47	81.0%
8t	Indianapolis	58	285	35	60.3%	13	48	82.8%
8t	New York Jets	58	288	35	60.3%	16	51	87.9%
10	Jacksonville	56	282	34	60.7%	17	51	91.1%
11	Cleveland	49	237	30	61.2%	9	39	79.6%
12	Las Vegas	52	271	32	61.5%	17	49	94.2%
13	New England	55	284	34	61.8%	16	50	90.9%
14	Tennessee	53	284	35	66.0%	14	49	92.5%
15t	Cincinnati	51	273	34	66.7%	12	46	90.2%
15t	Houston	42	217	28	66.7%	8	36	85.7%
	TOTALS	822	3985	476	57.9%	230	706	85.9%

2024 NATIONAL FOOTBALL LEAGUE

NFC OFFENSE INSIDE THE 20

RANK	TEAM	DRIVES	PTS	TD	TD%	FG	SCORES	SCORE%
1	Detroit	69	365	47	68.1%	13	60	87.0%
2	Tampa Bay	66	359	44	66.7%	18	62	93.9%
3	Washington	68	355	42	61.8%	20	62	91.2%
4	Chicago	36	179	22	61.1%	10	32	88.9%
5	Green Bay	66	339	40	60.6%	19	59	89.4%
6	Minnesota	57	285	34	59.6%	16	50	87.7%
7	Carolina	44	215	26	59.1%	12	38	86.4%
8	New Orleans	41	190	24	58.5%	9	33	80.5%
9	Philadelphia	64	315	37	57.8%	19	56	87.5%
10	San Francisco	61	291	34	55.7%	19	53	86.9%
11	Seattle	39	176	21	53.8%	10	31	79.5%
12	Arizona	53	254	28	52.8%	19	47	88.7%
13	Los Angeles Rams	59	269	31	52.5%	19	50	84.7%
14	Atlanta	48	218	25	52.1%	14	39	81.3%
15	Dallas	44	183	22	50.0%	10	32	72.7%
16	New York Giants	43	163	19	44.2%	11	30	69.8%
	TOTALS	858	4156	496	57.8%	238	734	85.5%

NFC DEFENSE INSIDE THE 20

RANK	TEAM	DRIVES	PTS	TD	TD%	FG	SCORES	SCORE%
1	Chicago	60	262	28	46.7%	23	51	85.0%
2	Los Angeles Rams	53	225	25	47.2%	18	43	81.1%
3	Arizona	55	250	28	50.9%	18	46	83.6%
4	Philadelphia	47	209	24	51.1%	14	38	80.9%
5	Seattle	53	252	28	52.8%	19	47	88.7%
6	New York Giants	50	248	27	54.0%	20	47	94.0%
7	Tampa Bay	55	253	30	54.5%	15	45	81.8%
8t	Detroit	51	236	28	54.9%	14	42	82.4%
8t	New Orleans	51	238	28	54.9%	15	43	84.3%
10	Minnesota	46	223	26	56.5%	13	39	84.8%
11	Green Bay	49	237	29	59.2%	12	41	83.7%
12	Atlanta	51	259	32	62.7%	12	44	86.3%
13	Carolina	71	376	46	64.8%	18	64	90.1%
14	Washington	47	250	31	66.0%	13	44	93.6%
15	San Francisco	53	289	35	66.0%	15	50	94.3%
16	Dallas	53	304	39	73.6%	11	50	94.3%
	TOTALS	845	4111	484	57.3%	250	734	86.9%

2024 NATIONAL FOOTBALL LEAGUE

NFL OFFENSE INSIDE THE 20

RANK	TEAM	DRIVES	PTS	TD	TD%	FG	SCORES	SCORE%
1	Baltimore	62	353	46	74.2%	11	57	91.9%
2	Buffalo	65	360	46	70.8%	14	60	92.3%
3	Detroit	69	365	47	68.1%	13	60	87.0%
4t	Cincinnati	57	304	38	66.7%	14	52	91.2%
4t	Tampa Bay	66	359	44	66.7%	18	62	93.9%
6	Washington	68	355	42	61.8%	20	62	91.2%
7	Chicago	36	179	22	61.1%	10	32	88.9%
8	Denver	51	254	31	60.8%	13	44	86.3%
9	Green Bay	66	339	40	60.6%	19	59	89.4%
10	Minnesota	57	285	34	59.6%	16	50	87.7%
11	Carolina	44	215	26	59.1%	12	38	86.4%
12	New Orleans	41	190	24	58.5%	9	33	80.5%
13	Miami	48	237	28	58.3%	15	43	89.6%
14	Philadelphia	64	315	37	57.8%	19	56	87.5%
15	Jacksonville	47	227	27	57.4%	13	40	85.1%
16	Los Angeles Chargers	44	224	25	56.8%	17	42	95.5%
17	Tennessee	43	198	24	55.8%	10	34	79.1%
18	San Francisco	61	291	34	55.7%	19	53	86.9%
19	Indianapolis	49	242	27	55.1%	19	46	93.9%
20t	Kansas City	65	313	35	53.8%	24	59	90.8%
20t	Seattle	39	176	21	53.8%	10	31	79.5%
22	Arizona	53	254	28	52.8%	19	47	88.7%
23	Los Angeles Rams	59	269	31	52.5%	19	50	84.7%
24	Atlanta	48	218	25	52.1%	14	39	81.3%
25	New York Jets	50	225	26	52.0%	15	41	82.0%
26	Houston	53	238	27	50.9%	17	44	83.0%
27t	Cleveland	34	140	17	50.0%	7	24	70.6%
27t	Dallas	44	183	22	50.0%	10	32	72.7%
29	Las Vegas	43	196	21	48.8%	17	38	88.4%
30	New England	44	192	21	47.7%	15	36	81.8%
31	Pittsburgh	54	237	25	46.3%	21	46	85.2%
32	New York Giants	43	163	19	44.2%	11	30	69.8%
	TOTALS	1667	8096	960	57.6%	480	1440	86.4%

2024 NATIONAL FOOTBALL LEAGUE

NFL DEFENSE INSIDE THE 20

RANK	TEAM	DRIVES	PTS	TD	TD%	FG	SCORES	SCORE%
1	Los Angeles Chargers	38	162	17	44.7%	15	32	84.2%
2	Miami	50	214	23	46.0%	18	41	82.0%
3	Chicago	60	262	28	46.7%	23	51	85.0%
4	Denver	49	218	23	46.9%	19	42	85.7%
5	Los Angeles Rams	53	225	25	47.2%	18	43	81.1%
6	Kansas City	49	212	24	49.0%	16	40	81.6%
7	Arizona	55	250	28	50.9%	18	46	83.6%
8	Philadelphia	47	209	24	51.1%	14	38	80.9%
9	Seattle	53	252	28	52.8%	19	47	88.7%
10	New York Giants	50	248	27	54.0%	20	47	94.0%
11	Tampa Bay	55	253	30	54.5%	15	45	81.8%
12t	Detroit	51	236	28	54.9%	14	42	82.4%
12t	New Orleans	51	238	28	54.9%	15	43	84.3%
14	Baltimore	47	215	26	55.3%	12	38	80.9%
15	Pittsburgh	57	266	32	56.1%	15	47	82.5%
16	Minnesota	46	223	26	56.5%	13	39	84.8%
17	Buffalo	58	277	34	58.6%	13	47	81.0%
18	Green Bay	49	237	29	59.2%	12	41	83.7%
19t	Indianapolis	58	285	35	60.3%	13	48	82.8%
19t	New York Jets	58	288	35	60.3%	16	51	87.9%
21	Jacksonville	56	282	34	60.7%	17	51	91.1%
22	Cleveland	49	237	30	61.2%	9	39	79.6%
23	Las Vegas	52	271	32	61.5%	17	49	94.2%
24	New England	55	284	34	61.8%	16	50	90.9%
25	Atlanta	51	259	32	62.7%	12	44	86.3%
26	Carolina	71	376	46	64.8%	18	64	90.1%
27	Washington	47	250	31	66.0%	13	44	93.6%
28t	San Francisco	53	289	35	66.0%	15	50	94.3%
28t	Tennessee	53	284	35	66.0%	14	49	92.5%
30t	Cincinnati	51	273	34	66.7%	12	46	90.2%
30t	Houston	42	217	28	66.7%	8	36	85.7%
32	Dallas	53	304	39	73.6%	11	50	94.3%
	TOTALS	1667	8096	960	57.6%	480	1440	86.4%

2024 NATIONAL FOOTBALL LEAGUE

2024 NATIONAL FOOTBALL LEAGUE

AFC TEAM OFFENSE FIRST DOWNS, THIRD DOWNS & FOURTH DOWNS

RANK	TEAM	FIRST DOWNS				THIRD DOWNS			FOURTH DOWNS		
		TOTAL	RUSH	PASS	PEN	MADE	ATT	PCT	MADE	ATT	PCT
1	Baltimore	373	156	187	30	85	177	48.0%	8	12	66.7%
2	Cincinnati	355	83	238	34	95	201	47.3%	10	18	55.6%
3	Kansas City	345	106	215	24	110	220	50.0%	11	15	73.3%
4	Buffalo	344	132	174	38	83	187	44.4%	15	18	83.3%
5	Miami	324	83	207	34	74	200	37.0%	12	28	42.9%
6	Pittsburgh	302	116	150	36	86	216	39.8%	7	16	43.8%
7	Tennessee	295	107	155	33	76	200	38.0%	7	20	35.0%
8	Las Vegas	294	75	198	21	76	215	35.3%	13	23	56.5%
9	New York Jets	292	76	187	29	78	198	39.4%	9	22	40.9%
10	Indianapolis	291	118	150	23	78	204	38.2%	17	27	63.0%
11t	Cleveland	290	92	171	27	66	225	29.3%	24	42	57.1%
11t	Houston	290	81	189	20	82	219	37.4%	10	16	62.5%
11t	Los Angeles Chargers	290	99	163	28	82	207	39.6%	9	15	60.0%
14	Denver	286	110	157	19	81	216	37.5%	13	20	65.0%
15	New England	282	96	153	33	71	203	35.0%	13	23	56.5%
16	Jacksonville	279	97	164	18	71	190	37.4%	14	25	56.0%
	TOTALS	4932	1627	2858	447	1294	3278	39.5%	192	340	56.5%

AFC TEAM DEFENSE FIRST DOWNS, THIRD DOWNS & FOURTH DOWNS

RANK	TEAM	FIRST DOWNS				THIRD DOWNS			FOURTH DOWNS		
		TOTAL	RUSH	PASS	PEN	MADE	ATT	PCT	MADE	ATT	PCT
1	Cleveland	283	100	164	19	74	210	35.2%	8	15	53.3%
2	Miami	292	90	176	26	70	197	35.5%	9	18	50.0%
3	Los Angeles Chargers	295	105	159	31	78	215	36.3%	17	27	63.0%
4	Tennessee	296	110	149	37	83	201	41.3%	9	11	81.8%
5	Las Vegas	297	91	181	25	81	207	39.1%	9	12	75.0%
6t	Houston	299	102	163	34	74	205	36.1%	15	23	65.2%
6t	Kansas City	299	98	176	25	83	201	41.3%	10	21	47.6%
8	Pittsburgh	303	103	178	22	67	191	35.1%	15	21	71.4%
9	Baltimore	317	68	209	40	86	214	40.2%	12	26	46.2%
10	Denver	322	82	199	41	87	227	38.3%	15	28	53.6%
11	Indianapolis	324	118	181	25	99	220	45.0%	11	20	55.0%
12	New York Jets	326	122	157	47	80	203	39.4%	13	18	72.2%
13	New England	332	119	182	31	87	200	43.5%	10	17	58.8%
14	Buffalo	337	104	203	30	84	189	44.4%	16	31	51.6%
15	Cincinnati	345	131	184	30	83	195	42.6%	16	25	64.0%
16	Jacksonville	365	125	208	32	92	210	43.8%	14	23	60.9%
	TOTALS	5032	1668	2869	495	1308	3285	39.8%	199	336	59.2%

2024 NATIONAL FOOTBALL LEAGUE

NFC TEAM OFFENSE FIRST DOWNS, THIRD DOWNS & FOURTH DOWNS

RANK	TEAM	FIRST DOWNS				THIRD DOWNS			FOURTH DOWNS		
		TOTAL	RUSH	PASS	PEN	MADE	ATT	PCT	MADE	ATT	PCT
1	Detroit	386	135	228	23	93	194	47.9%	20	29	69.0%
2	Tampa Bay	375	131	213	31	100	200	50.0%	8	13	61.5%
3	Washington	362	148	181	33	93	204	45.6%	19	22	86.4%
4t	Minnesota	339	97	203	39	77	187	41.2%	6	10	60.0%
4t	Philadelphia	339	161	153	25	95	221	43.0%	18	25	72.0%
6	Arizona	330	128	177	25	79	182	43.4%	6	16	37.5%
7	Atlanta	328	113	187	28	73	195	37.4%	19	28	67.9%
8	San Francisco	326	111	188	27	79	184	42.9%	7	14	50.0%
9	Green Bay	323	129	164	30	72	180	40.0%	8	15	53.3%
10	Los Angeles Rams	322	116	176	30	69	187	36.9%	14	21	66.7%
11	Seattle	311	83	198	30	73	199	36.7%	10	19	52.6%
12	Dallas	304	89	180	35	77	211	36.5%	9	26	34.6%
13	New York Giants	291	98	166	27	78	218	35.8%	18	33	54.5%
14	New Orleans	285	107	153	25	73	203	36.0%	13	24	54.2%
15	Chicago	280	92	162	26	69	217	31.8%	22	37	59.5%
16	Carolina	268	90	152	26	69	199	34.7%	13	29	44.8%
	TOTALS	5169	1828	2881	460	1269	3181	39.9%	210	361	58.2%

NFC TEAM DEFENSE FIRST DOWNS, THIRD DOWNS & FOURTH DOWNS

RANK	TEAM	FIRST DOWNS				THIRD DOWNS			FOURTH DOWNS		
		TOTAL	RUSH	PASS	PEN	MADE	ATT	PCT	MADE	ATT	PCT
1	Philadelphia	283	102	156	25	71	197	36.0%	17	26	65.4%
2	San Francisco	295	110	167	18	89	205	43.4%	15	24	62.5%
3	Minnesota	301	74	204	23	73	207	35.3%	11	31	35.5%
4	Chicago	306	116	170	20	77	203	37.9%	9	18	50.0%
5	Seattle	309	104	177	28	78	210	37.1%	8	17	47.1%
6	New York Giants	310	126	162	22	84	202	41.6%	11	19	57.9%
7	Green Bay	311	99	190	22	71	194	36.6%	17	29	58.6%
8	Washington	312	113	163	36	72	190	37.9%	15	22	68.2%
9t	Detroit	317	83	191	43	57	172	33.1%	12	26	46.2%
9t	Tampa Bay	317	90	198	29	77	197	39.1%	17	27	63.0%
11	Arizona	318	115	184	19	86	195	44.1%	13	22	59.1%
12	Atlanta	322	122	184	16	89	200	44.5%	13	25	52.0%
13t	Dallas	324	135	164	25	69	192	35.9%	16	24	66.7%
13t	Los Angeles Rams	324	112	183	29	77	193	39.9%	9	17	52.9%
15	New Orleans	334	127	183	24	82	208	39.4%	13	26	50.0%
16	Carolina	386	159	194	33	103	209	49.3%	7	12	58.3%
	TOTALS	5069	1787	2870	412	1255	3174	39.5%	203	365	55.6%

2024 NATIONAL FOOTBALL LEAGUE

NFL TEAM OFFENSE FIRST DOWNS, THIRD DOWNS & FOURTH DOWNS

RANK	TEAM	FIRST DOWNS				THIRD DOWNS			FOURTH DOWNS		
		TOTAL	RUSH	PASS	PEN	MADE	ATT	PCT	MADE	ATT	PCT
1	Detroit	386	135	228	23	93	194	47.9%	20	29	69.0%
2	Tampa Bay	375	131	213	31	100	200	50.0%	8	13	61.5%
3	Baltimore	373	156	187	30	85	177	48.0%	8	12	66.7%
4	Washington	362	148	181	33	93	204	45.6%	19	22	86.4%
5	Cincinnati	355	83	238	34	95	201	47.3%	10	18	55.6%
6	Kansas City	345	106	215	24	110	220	50.0%	11	15	73.3%
7	Buffalo	344	132	174	38	83	187	44.4%	15	18	83.3%
8t	Minnesota	339	97	203	39	77	187	41.2%	6	10	60.0%
8t	Philadelphia	339	161	153	25	95	221	43.0%	18	25	72.0%
10	Arizona	330	128	177	25	79	182	43.4%	6	16	37.5%
11	Atlanta	328	113	187	28	73	195	37.4%	19	28	67.9%
12	San Francisco	326	111	188	27	79	184	42.9%	7	14	50.0%
13	Miami	324	83	207	34	74	200	37.0%	12	28	42.9%
14	Green Bay	323	129	164	30	72	180	40.0%	8	15	53.3%
15	Los Angeles Rams	322	116	176	30	69	187	36.9%	14	21	66.7%
16	Seattle	311	83	198	30	73	199	36.7%	10	19	52.6%
17	Dallas	304	89	180	35	77	211	36.5%	9	26	34.6%
18	Pittsburgh	302	116	150	36	86	216	39.8%	7	16	43.8%
19	Tennessee	295	107	155	33	76	200	38.0%	7	20	35.0%
20	Las Vegas	294	75	198	21	76	215	35.3%	13	23	56.5%
21	New York Jets	292	76	187	29	78	198	39.4%	9	22	40.9%
22t	Indianapolis	291	118	150	23	78	204	38.2%	17	27	63.0%
22t	New York Giants	291	98	166	27	78	218	35.8%	18	33	54.5%
24t	Cleveland	290	92	171	27	66	225	29.3%	24	42	57.1%
24t	Houston	290	81	189	20	82	219	37.4%	10	16	62.5%
24t	Los Angeles Chargers	290	99	163	28	82	207	39.6%	9	15	60.0%
27	Denver	286	110	157	19	81	216	37.5%	13	20	65.0%
28	New Orleans	285	107	153	25	73	203	36.0%	13	24	54.2%
29	New England	282	96	153	33	71	203	35.0%	13	23	56.5%
30	Chicago	280	92	162	26	69	217	31.8%	22	37	59.5%
31	Jacksonville	279	97	164	18	71	190	37.4%	14	25	56.0%
32	Carolina	268	90	152	26	69	199	34.7%	13	29	44.8%
	TOTALS	10101	3455	5739	907	2563	6459	39.7%	402	701	57.3%

2024 NATIONAL FOOTBALL LEAGUE

NFL TEAM DEFENSE FIRST DOWNS, THIRD DOWNS & FOURTH DOWNS

RANK	TEAM	FIRST DOWNS				THIRD DOWNS			FOURTH DOWNS		
		TOTAL	RUSH	PASS	PEN	MADE	ATT	PCT	MADE	ATT	PCT
1t	Cleveland	283	100	164	19	74	210	35.2%	8	15	53.3%
1t	Philadelphia	283	102	156	25	71	197	36.0%	17	26	65.4%
3	Miami	292	90	176	26	70	197	35.5%	9	18	50.0%
4t	Los Angeles Chargers	295	105	159	31	78	215	36.3%	17	27	63.0%
4t	San Francisco	295	110	167	18	89	205	43.4%	15	24	62.5%
6	Tennessee	296	110	149	37	83	201	41.3%	9	11	81.8%
7	Las Vegas	297	91	181	25	81	207	39.1%	9	12	75.0%
8t	Houston	299	102	163	34	74	205	36.1%	15	23	65.2%
8t	Kansas City	299	98	176	25	83	201	41.3%	10	21	47.6%
10	Minnesota	301	74	204	23	73	207	35.3%	11	31	35.5%
11	Pittsburgh	303	103	178	22	67	191	35.1%	15	21	71.4%
12	Chicago	306	116	170	20	77	203	37.9%	9	18	50.0%
13	Seattle	309	104	177	28	78	210	37.1%	8	17	47.1%
14	New York Giants	310	126	162	22	84	202	41.6%	11	19	57.9%
15	Green Bay	311	99	190	22	71	194	36.6%	17	29	58.6%
16	Washington	312	113	163	36	72	190	37.9%	15	22	68.2%
17t	Baltimore	317	68	209	40	86	214	40.2%	12	26	46.2%
17t	Detroit	317	83	191	43	57	172	33.1%	12	26	46.2%
17t	Tampa Bay	317	90	198	29	77	197	39.1%	17	27	63.0%
20	Arizona	318	115	184	19	86	195	44.1%	13	22	59.1%
21t	Atlanta	322	122	184	16	89	200	44.5%	13	25	52.0%
21t	Denver	322	82	199	41	87	227	38.3%	15	28	53.6%
23t	Dallas	324	135	164	25	69	192	35.9%	16	24	66.7%
23t	Indianapolis	324	118	181	25	99	220	45.0%	11	20	55.0%
23t	Los Angeles Rams	324	112	183	29	77	193	39.9%	9	17	52.9%
26	New York Jets	326	122	157	47	80	203	39.4%	13	18	72.2%
27	New England	332	119	182	31	87	200	43.5%	10	17	58.8%
28	New Orleans	334	127	183	24	82	208	39.4%	13	26	50.0%
29	Buffalo	337	104	203	30	84	189	44.4%	16	31	51.6%
30	Cincinnati	345	131	184	30	83	195	42.6%	16	25	64.0%
31	Jacksonville	365	125	208	32	92	210	43.8%	14	23	60.9%
32	Carolina	386	159	194	33	103	209	49.3%	7	12	58.3%
	TOTALS	10101	3455	5739	907	2563	6459	39.7%	402	701	57.3%

2024 NATIONAL FOOTBALL LEAGUE

2024 NATIONAL FOOTBALL LEAGUE

AFC OFFENSIVE FIRST DOWN YARDAGE

RANK	TEAM	YDS/PL	PLAYS	YARDS
1	Baltimore	7.01	472	3307
2	Cincinnati	6.22	459	2853
3	Indianapolis	6.07	430	2611
4	Buffalo	5.59	432	2413
5	Miami	5.53	455	2514
6	Houston	5.50	437	2402
7	Jacksonville	5.24	405	2122
8	Kansas City	5.18	458	2374
9	Tennessee	5.05	427	2157
10	Los Angeles Chargers	4.92	408	2006
11	Las Vegas	4.87	442	2154
12	Denver	4.85	421	2042
13	New York Jets	4.85	407	1973
14	New England	4.71	413	1944
15	Cleveland	4.70	445	2090
16	Pittsburgh	4.60	435	2000
	TOTALS	5.32	6946	36962

AFC DEFENSIVE FIRST DOWN YARDAGE

RANK	TEAM	YDS/PL	PLAYS	YARDS
1	New York Jets	4.33	435	1883
2	Las Vegas	4.53	425	1926
3	Houston	5.06	431	2183
4	Kansas City	5.07	410	2079
5	Indianapolis	5.08	457	2323
6	Cleveland	5.09	430	2189
7	Denver	5.13	457	2344
8	Cincinnati	5.20	459	2389
9	Baltimore	5.42	439	2380
10	Buffalo	5.45	449	2446
11	Tennessee	5.45	417	2273
12	New England	5.45	443	2416
13	Los Angeles Chargers	5.52	429	2366
14	Pittsburgh	5.64	432	2435
15	Miami	5.84	421	2460
16	Jacksonville	6.51	475	3094
	TOTALS	5.31	7009	37186

2024 NATIONAL FOOTBALL LEAGUE

NFC OFFENSIVE FIRST DOWN YARDAGE

RANK	TEAM	YDS/PL	PLAYS	YARDS
1	Detroit	6.61	485	3208
2	San Francisco	6.59	442	2911
3	Tampa Bay	6.35	479	3044
4	Green Bay	5.95	434	2581
5	Atlanta	5.83	451	2628
6	Arizona	5.82	449	2613
7	Minnesota	5.80	458	2655
8	Philadelphia	5.75	457	2628
9	Los Angeles Rams	5.70	441	2514
10	Carolina	5.70	400	2279
11	Washington	5.43	465	2526
12	Seattle	5.32	441	2347
13	New York Giants	5.03	435	2187
14	Dallas	4.98	446	2219
15	New Orleans	4.95	410	2029
16	Chicago	4.70	414	1944
	TOTALS	5.67	7107	40313

NFC DEFENSIVE FIRST DOWN YARDAGE

RANK	TEAM	YDS/PL	PLAYS	YARDS
1	Washington	4.97	421	2091
2	Philadelphia	5.12	415	2125
3	Minnesota	5.12	439	2249
4	San Francisco	5.34	413	2204
5	Arizona	5.36	427	2288
6	Detroit	5.48	435	2382
7	Tampa Bay	5.57	442	2460
8	Los Angeles Rams	5.58	443	2471
9	New York Giants	5.65	439	2481
10	New Orleans	5.71	464	2649
11	Green Bay	5.78	437	2526
12	Atlanta	5.90	442	2607
13	Carolina	6.11	495	3024
14	Seattle	6.26	447	2797
15	Chicago	6.45	439	2833
16	Dallas	6.51	446	2902
	TOTALS	5.69	7044	40089

2024 NATIONAL FOOTBALL LEAGUE

NFL OFFENSIVE FIRST DOWN YARDAGE

RANK	TEAM	YDS/PL	PLAYS	YARDS
1	Baltimore	7.01	472	3307
2	Detroit	6.61	485	3208
3	San Francisco	6.59	442	2911
4	Tampa Bay	6.35	479	3044
5	Cincinnati	6.22	459	2853
6	Indianapolis	6.07	430	2611
7	Green Bay	5.95	434	2581
8	Atlanta	5.83	451	2628
9	Arizona	5.82	449	2613
10	Minnesota	5.80	458	2655
11	Philadelphia	5.75	457	2628
12	Los Angeles Rams	5.70	441	2514
13	Carolina	5.70	400	2279
14	Buffalo	5.59	432	2413
15	Miami	5.53	455	2514
16	Houston	5.50	437	2402
17	Washington	5.43	465	2526
18	Seattle	5.32	441	2347
19	Jacksonville	5.24	405	2122
20	Kansas City	5.18	458	2374
21	Tennessee	5.05	427	2157
22	New York Giants	5.03	435	2187
23	Dallas	4.98	446	2219
24	New Orleans	4.95	410	2029
25	Los Angeles Chargers	4.92	408	2006
26	Las Vegas	4.87	442	2154
27	Denver	4.85	421	2042
28	New York Jets	4.85	407	1973
29	New England	4.71	413	1944
30	Cleveland	4.70	445	2090
31	Chicago	4.70	414	1944
32	Pittsburgh	4.60	435	2000
	TOTALS	5.50	14053	77275

2024 NATIONAL FOOTBALL LEAGUE

NFL DEFENSIVE FIRST DOWN YARDAGE

RANK	TEAM	YDS/PL	PLAYS	YARDS
1	New York Jets	4.33	435	1883
2	Las Vegas	4.53	425	1926
3	Washington	4.97	421	2091
4	Houston	5.06	431	2183
5	Kansas City	5.07	410	2079
6	Indianapolis	5.08	457	2323
7	Cleveland	5.09	430	2189
8	Philadelphia	5.12	415	2125
9	Minnesota	5.12	439	2249
10	Denver	5.13	457	2344
11	Cincinnati	5.20	459	2389
12	San Francisco	5.34	413	2204
13	Arizona	5.36	427	2288
14	Baltimore	5.42	439	2380
15	Buffalo	5.45	449	2446
16	Tennessee	5.45	417	2273
17	New England	5.45	443	2416
18	Detroit	5.48	435	2382
19	Los Angeles Chargers	5.52	429	2366
20	Tampa Bay	5.57	442	2460
21	Los Angeles Rams	5.58	443	2471
22	Pittsburgh	5.64	432	2435
23	New York Giants	5.65	439	2481
24	New Orleans	5.71	464	2649
25	Green Bay	5.78	437	2526
26	Miami	5.84	421	2460
27	Atlanta	5.90	442	2607
28	Carolina	6.11	495	3024
29	Seattle	6.26	447	2797
30	Chicago	6.45	439	2833
31	Dallas	6.51	446	2902
32	Jacksonville	6.51	475	3094
	TOTALS	5.50	14053	77275

2024 NATIONAL FOOTBALL LEAGUE

2024 NATIONAL FOOTBALL LEAGUE

AFC KICKOFFS (RECEIVING TEAM)

RANK	TEAM	TOTAL KO	ADJ KO	TB	TB%	EZ	EZ%	OB	IN20	AVG START
1	Houston	79	79	58	73.4%	70	88.6%	0	4	30.3
2	Cincinnati	84	83	48	57.8%	59	71.1%	0	3	30.2
3	Las Vegas	91	91	68	74.7%	76	83.5%	2	3	30.2
4	Denver	74	71	57	80.3%	61	85.9%	2	1	30.1
5	New York Jets	87	85	58	68.2%	73	85.9%	0	1	30.1
6	Indianapolis	87	87	65	74.7%	77	88.5%	0	3	29.8
7	Buffalo	73	70	49	70.0%	55	78.6%	1	3	29.7
8	Miami	77	76	53	69.7%	61	80.3%	1	3	29.6
9	Los Angeles Chargers	69	66	45	68.2%	56	84.8%	1	3	29.5
10	New England	89	88	64	72.7%	76	86.4%	0	1	29.2
11	Cleveland	85	85	47	55.3%	53	62.4%	0	4	29.1
12	Pittsburgh	76	74	52	70.3%	57	77.0%	0	2	29.0
13	Jacksonville	89	89	60	67.4%	71	79.8%	0	4	29.0
14	Kansas City	69	67	38	56.7%	47	70.1%	1	6	28.9
15	Baltimore	81	74	45	60.8%	56	75.7%	1	5	28.8
16	Tennessee	94	89	54	60.7%	72	80.9%	2	5	28.5
	TOTALS	1304	1274	861	67.6%	1020	80.1%	11	51	29.5

AFC KICKOFFS (KICKING TEAM)

RANK	TEAM	TOTAL KO	ADJ KO	TB	TB%	EZ	EZ%	OB	IN20	AVG START
1	Las Vegas	75	71	47	66.2%	53	74.6%	1	3	28.8
2	Houston	84	81	41	50.6%	52	64.2%	3	5	28.8
3	New York Jets	70	68	43	63.2%	51	75.0%	0	5	28.9
4	Cincinnati	92	88	71	80.7%	79	89.8%	0	4	29.1
5	Jacksonville	70	69	58	84.1%	64	92.8%	0	1	29.2
6	New England	64	61	43	70.5%	51	83.6%	1	1	29.4
7	Denver	88	84	64	76.2%	75	89.3%	2	2	29.5
8	Cleveland	61	59	36	61.0%	47	79.7%	0	3	29.5
9	Miami	82	78	62	79.5%	68	87.2%	2	3	29.6
10	Baltimore	99	98	74	75.5%	86	87.8%	0	5	29.6
11	Kansas City	86	85	59	69.4%	71	83.5%	1	3	29.7
12	Los Angeles Chargers	86	84	59	70.2%	72	85.7%	2	1	30.0
13	Pittsburgh	86	86	49	57.0%	61	70.9%	1	2	30.4
14	Buffalo	99	97	73	75.3%	84	86.6%	1	3	30.6
15	Indianapolis	81	79	66	83.5%	75	94.9%	0	0	30.7
16	Tennessee	66	64	39	60.9%	50	78.1%	0	4	31.5
	TOTALS	1289	1252	884	70.6%	1039	83.0%	14	45	29.7

ADJ KO: Adjusted kickoffs are used to compute Avg. Team Drive Start. Adjusted kickoffs do not include inside kicks or kickoffs at the end of a half unless either kickoff is returned for a touchdown. Adjusted kickoffs also do not include non-inside kickoffs that result in the kicking team ultimately retaining possession.

IN20: The number of drives that start inside (not including) the 20-yard line.

2024 NATIONAL FOOTBALL LEAGUE

NFC KICKOFFS (RECEIVING TEAM)

RANK	TEAM	TOTAL KO	ADJ KO	TB	TB%	EZ	EZ%	OB	IN20	AVG START
1	Washington	84	82	43	52.4%	54	65.9%	3	0	31.4
2	Dallas	95	94	60	63.8%	75	79.8%	1	5	31.4
3	New York Giants	87	85	50	58.8%	61	71.8%	1	2	30.6
4	Detroit	77	75	60	80.0%	65	86.7%	2	0	30.6
5	San Francisco	85	83	53	63.9%	66	79.5%	2	3	30.4
6	Chicago	84	81	57	70.4%	68	84.0%	3	0	30.4
7	Arizona	84	82	55	67.1%	67	81.7%	2	2	30.0
8	Green Bay	71	68	51	75.0%	60	88.2%	2	1	29.8
9	Seattle	79	75	42	56.0%	59	78.7%	0	5	29.6
10	Los Angeles Rams	81	77	53	68.8%	59	76.6%	0	2	29.5
11	Minnesota	68	63	48	76.2%	55	87.3%	1	0	29.2
12	Tampa Bay	82	79	52	65.8%	66	83.5%	1	4	29.2
13	Atlanta	87	85	60	70.6%	69	81.2%	0	3	29.0
14	New Orleans	86	84	49	58.3%	64	76.2%	0	2	28.9
15	Philadelphia	71	67	38	56.7%	46	68.7%	0	3	28.9
16	Carolina	104	102	59	57.8%	74	72.5%	2	5	28.8
	TOTALS	1325	1282	830	64.7%	1008	78.6%	20	37	29.9

NFC KICKOFFS (KICKING TEAM)

RANK	TEAM	TOTAL KO	ADJ KO	TB	TB%	EZ	EZ%	OB	IN20	AVG START
1	New Orleans	73	71	18	25.4%	34	47.9%	0	5	28.1
2	Green Bay	89	87	42	48.3%	60	69.0%	1	3	28.8
3	Carolina	69	67	29	43.3%	39	58.2%	4	3	29.3
4	New York Giants	66	65	52	80.0%	59	90.8%	1	3	29.4
5	Dallas	82	77	38	49.4%	47	61.0%	2	3	29.5
6	Chicago	68	65	38	58.5%	52	80.0%	0	1	29.5
7	Tampa Bay	100	98	74	75.5%	83	84.7%	1	1	29.6
8	Detroit	105	103	80	77.7%	93	90.3%	0	1	29.6
9	Seattle	80	79	43	54.4%	56	70.9%	0	3	29.8
10	Atlanta	82	81	55	67.9%	63	77.8%	0	4	29.8
11	Los Angeles Rams	80	78	66	84.6%	75	96.2%	0	1	29.9
12	Minnesota	94	92	78	84.8%	84	91.3%	1	2	29.9
13	Philadelphia	92	92	62	67.4%	75	81.5%	1	5	30.1
14	Washington	97	91	21	23.1%	37	40.7%	1	4	30.1
15	Arizona	79	78	64	82.1%	74	94.9%	1	1	30.1
16	San Francisco	84	80	47	58.8%	58	72.5%	4	3	30.6
	TOTALS	1340	1304	807	61.9%	989	75.8%	17	43	29.6

ADJ KO: Adjusted kickoffs are used to compute Avg. Team Drive Start. Adjusted kickoffs do not include inside kicks or kickoffs at the end of a half unless either kickoff is returned for a touchdown. Adjusted kickoffs also do not include non-inside kickoffs that result in the kicking team ultimately retaining possession.

IN20: The number of drives that start inside (not including) the 20-yard line.

2024 NATIONAL FOOTBALL LEAGUE

NFL KICKOFFS (RECEIVING TEAM)

RANK	TEAM	TOTAL KO	ADJ KO	TB	TB%	EZ	EZ%	OB	IN20	AVG START
1	Washington	84	82	43	52.4%	54	65.9%	3	0	31.4
2	Dallas	95	94	60	63.8%	75	79.8%	1	5	31.4
3	New York Giants	87	85	50	58.8%	61	71.8%	1	2	30.6
4	Detroit	77	75	60	80.0%	65	86.7%	2	0	30.6
5	San Francisco	85	83	53	63.9%	66	79.5%	2	3	30.4
6	Chicago	84	81	57	70.4%	68	84.0%	3	0	30.4
7	Houston	79	79	58	73.4%	70	88.6%	0	4	30.3
8	Cincinnati	84	83	48	57.8%	59	71.1%	0	3	30.2
9	Las Vegas	91	91	68	74.7%	76	83.5%	2	3	30.2
10	Denver	74	71	57	80.3%	61	85.9%	2	1	30.1
11	New York Jets	87	85	58	68.2%	73	85.9%	0	1	30.1
12	Arizona	84	82	55	67.1%	67	81.7%	2	2	30.0
13	Green Bay	71	68	51	75.0%	60	88.2%	2	1	29.8
14	Indianapolis	87	87	65	74.7%	77	88.5%	0	3	29.8
15	Buffalo	73	70	49	70.0%	55	78.6%	1	3	29.7
16	Seattle	79	75	42	56.0%	59	78.7%	0	5	29.6
17	Miami	77	76	53	69.7%	61	80.3%	1	3	29.6
18	Los Angeles Chargers	69	66	45	68.2%	56	84.8%	1	3	29.5
19	Los Angeles Rams	81	77	53	68.8%	59	76.6%	0	2	29.5
20	Minnesota	68	63	48	76.2%	55	87.3%	1	0	29.2
21	New England	89	88	64	72.7%	76	86.4%	0	1	29.2
22	Tampa Bay	82	79	52	65.8%	66	83.5%	1	4	29.2
23	Cleveland	85	85	47	55.3%	53	62.4%	0	4	29.1
24	Pittsburgh	76	74	52	70.3%	57	77.0%	0	2	29.0
25	Atlanta	87	85	60	70.6%	69	81.2%	0	3	29.0
26	Jacksonville	89	89	60	67.4%	71	79.8%	0	4	29.0
27	New Orleans	86	84	49	58.3%	64	76.2%	0	2	28.9
28	Kansas City	69	67	38	56.7%	47	70.1%	1	6	28.9
29	Philadelphia	71	67	38	56.7%	46	68.7%	0	3	28.9
30	Baltimore	81	74	45	60.8%	56	75.7%	1	5	28.8
31	Carolina	104	102	59	57.8%	74	72.5%	2	5	28.8
32	Tennessee	94	89	54	60.7%	72	80.9%	2	5	28.5
	TOTALS	5258	5112	3382	66.2%	4056	79.3%	62	176	29.7

ADJ KO: Adjusted kickoffs are used to compute Avg. Team Drive Start. Adjusted kickoffs do not include inside kicks or kickoffs at the end of a half unless either kickoff is returned for a touchdown. Adjusted kickoffs also do not include non-onside kickoffs that result in the kicking team ultimately retaining possession.

IN20: The number of drives that start inside (not including) the 20-yard line.

2024 NATIONAL FOOTBALL LEAGUE

NFL KICKOFFS (KICKING TEAM)

RANK	TEAM	TOTAL KO	ADJ KO	TB	TB%	EZ	EZ%	OB	IN20	AVG START
1	New Orleans	73	71	18	25.4%	34	47.9%	0	5	28.1
2	Las Vegas	75	71	47	66.2%	53	74.6%	1	3	28.8
3	Green Bay	89	87	42	48.3%	60	69.0%	1	3	28.8
4	Houston	84	81	41	50.6%	52	64.2%	3	5	28.8
5	New York Jets	70	68	43	63.2%	51	75.0%	0	5	28.9
6	Cincinnati	92	88	71	80.7%	79	89.8%	0	4	29.1
7	Jacksonville	70	69	58	84.1%	64	92.8%	0	1	29.2
8	Carolina	69	67	29	43.3%	39	58.2%	4	3	29.3
9	New York Giants	66	65	52	80.0%	59	90.8%	1	3	29.4
10	New England	64	61	43	70.5%	51	83.6%	1	1	29.4
11	Dallas	82	77	38	49.4%	47	61.0%	2	3	29.5
12	Denver	88	84	64	76.2%	75	89.3%	2	2	29.5
13	Cleveland	61	59	36	61.0%	47	79.7%	0	3	29.5
14	Chicago	68	65	38	58.5%	52	80.0%	0	1	29.5
15	Tampa Bay	100	98	74	75.5%	83	84.7%	1	1	29.6
16	Detroit	105	103	80	77.7%	93	90.3%	0	1	29.6
17	Miami	82	78	62	79.5%	68	87.2%	2	3	29.6
18	Baltimore	99	98	74	75.5%	86	87.8%	0	5	29.6
19	Kansas City	86	85	59	69.4%	71	83.5%	1	3	29.7
20	Seattle	80	79	43	54.4%	56	70.9%	0	3	29.8
21	Atlanta	82	81	55	67.9%	63	77.8%	0	4	29.8
22	Los Angeles Rams	80	78	66	84.6%	75	96.2%	0	1	29.9
23	Minnesota	94	92	78	84.8%	84	91.3%	1	2	29.9
24	Los Angeles Chargers	86	84	59	70.2%	72	85.7%	2	1	30.0
25	Philadelphia	92	92	62	67.4%	75	81.5%	1	5	30.1
26	Washington	97	91	21	23.1%	37	40.7%	1	4	30.1
27	Arizona	79	78	64	82.1%	74	94.9%	1	1	30.1
28	Pittsburgh	86	86	49	57.0%	61	70.9%	1	2	30.4
29	San Francisco	84	80	47	58.8%	58	72.5%	4	3	30.6
30	Buffalo	99	97	73	75.3%	84	86.6%	1	3	30.6
31	Indianapolis	81	79	66	83.5%	75	94.9%	0	0	30.7
32	Tennessee	66	64	39	60.9%	50	78.1%	0	4	31.5
	TOTALS	5258	5112	3382	66.2%	4056	79.3%	62	176	29.7

ADJ KO: Adjusted kickoffs are used to compute Avg. Team Drive Start. Adjusted kickoffs do not include inside kicks or kickoffs at the end of a half unless either kickoff is returned for a touchdown. Adjusted kickoffs also do not include non-onside kickoffs that result in the kicking team ultimately retaining possession.

IN20: The number of drives that start inside (not including) the 20-yard line.

2024 NATIONAL FOOTBALL LEAGUE

AFC PLAYER SINGLE-GAME HIGHS

CATEGORY	TOTAL	PLAYER	GAME	DETAILS
Points	18			8 times, 7 in non-overtime games
Passing Yards	497	Jameis Winston	CLE at DEN, Dec. 2	34-58, 497 YDS, 4 TD, 3 INT
Longest Pass	98	Will Levis	TEN vs. MIN, Nov. 17	to Nick Westbrook-Ikhine (TD)
Passing Touchdowns	5			4 times, -1 in non-overtime games
	5			4 times, 3 in non-overtime games
Rushing Yards	218	Jonathan Taylor	IND vs. TEN, Dec. 22	29-218, 3 TD
Rushing Attempts	32	Jonathan Taylor	IND at NYG, Dec. 29	32-125, 2 TD
Longest Rush	87	Derrick Henry	BAL vs. BUF, Sep. 29	(TD)
Receptions	14	Travis Kelce	KC vs. TB, Nov. 4 (OT)	14-100, 0 TD
	14	Ja'Marr Chase	CIN at DAL, Dec. 9	14-177, 2 TD
Receiving Yards	264	Ja'Marr Chase	CIN at BAL, Nov. 7	11-264, 3 TD
Kickoff Return Yards	182	Derius Davis	LAC vs. TB, Dec. 15	7-182, 0 TD
Kickoff Returns	7	Derius Davis	LAC vs. TB, Dec. 15	7-182, 0 TD
Longest Kickoff Return	100	Charlie Jones	CIN at CLE, Oct. 20	(TD)
Punt Return Yards	97	Marvin Mims Jr.	DEN vs. IND, Dec. 15	3-97, 1 FC, 0 TD
Punt Returns	5			10 times in non-overtime games
Longest Punt Return	96	Parker Washington	JAX vs. NE, Oct. 20	(TD)
Interceptions	2			10 times, 9 in non-overtime games
Longest Interception Return	100	Pat Surtain II	DEN vs. LV, Oct. 6	(TD)
Sacks	4.0	Trey Hendrickson	CIN vs. LV, Nov. 3	
Scrimmage Yards	264	Ja'Marr Chase	CIN at BAL, Nov. 7	Rush: 0-0, Rec: 11-264
Longest Punt	84	Corey Bojorquez	CLE at LV, Sep. 29	
Punts	9	Matt Araiza	KC at CLE, Dec. 15	9-399 (44.3)
Field Goals Made	6	Chris Boswell	PIT at ATL, Sep. 8	6-6, 57 long
	6	Chris Boswell	PIT vs. BAL, Nov. 17	6-6, 57 long
Longest Field Goal	63	Joey Slye	NE at SF, Sep. 29	

2024 NATIONAL FOOTBALL LEAGUE

NFC PLAYER SINGLE-GAME HIGHS

CATEGORY	TOTAL	PLAYER	GAME	DETAILS
Points	24	Alvin Kamara	NO at DAL, Sep. 15	4 TD
Passing Yards	509	Kirk Cousins	ATL vs. TB, Oct. 3 (OT)	42-58, 509 YDS, 4 TD, 1 INT
	494	Jared Goff	DET vs. BUF, Dec. 15	38-59, 494 YDS, 5 TD, 0 INT
Longest Pass	97	Sam Darnold	MIN vs. SF, Sep. 15	to Justin Jefferson (TD)
Passing Touchdowns	5			4 times in non-overtime games
Rushing Yards	255	Saquon Barkley	PHI at LAR, Nov. 24	26-255, 2 TD
Rushing Attempts	32	Josh Jacobs	GB vs. IND, Sep. 15	32-151, 0 TD
Longest Rush	76	Isaac Guerendo	SF at SEA, Oct. 10	
Receptions	14	Cooper Kupp	LAR at DET, Sep. 8 (OT)	14-110, 1 TD
	14	Amon-Ra St. Brown	DET vs. BUF, Dec. 15	14-193, 1 TD
Receiving Yards	193	Amon-Ra St. Brown	DET vs. BUF, Dec. 15	14-193, 1 TD
Kickoff Return Yards	208	Deebo Samuel Sr.	SF at BUF, Dec. 1	6-208, 0 TD
Kickoff Returns	8	Raheem Blackshear	CAR at NO, Sep. 8	8-204, 0 TD
Longest Kickoff Return	100	Ihmir Smith-Marsette	NYG vs. IND, Dec. 29	(TD)
Punt Return Yards	190	Kalif Raymond	DET vs. TEN, Oct. 27	5-190, 1 FC, 1 TD
Punt Returns	5			7 times, 6 in non-overtime games
Longest Punt Return	90	Kalif Raymond	DET vs. TEN, Oct. 27	(TD)
Interceptions	2			6 times, 5 in non-overtime games
Longest Interception Return	92	Leonard Williams	SEA at NYJ, Dec. 1	(TD)
Sacks	4.0	Aidan Hutchinson	DET vs. TB, Sep. 15	
Scrimmage Yards	302	Saquon Barkley	PHI at LAR, Nov. 24	Rush: 26-255, Rec: 4-47
Longest Punt	74	Daniel Whelan	GB vs. MIN, Sep. 29	
	74	Tress Way	WAS vs. PIT, Nov. 10	
Punts	11	Matt Haack	NYG vs. PHI, Oct. 20	11-517 (47.0)
Field Goals Made	7	Austin Seibert	WAS vs. NYG, Sep. 15	7-7, 45 long
Longest Field Goal	65	Brandon Aubrey	DAL vs. BAL, Sep. 22	

2024 NATIONAL FOOTBALL LEAGUE

NFL PLAYER SINGLE-GAME HIGHS

CATEGORY	TOTAL	PLAYER	GAME	DETAILS
Points	24	Alvin Kamara	NO at DAL, Sep. 15	4 TD
Passing Yards	509	Kirk Cousins	ATL vs. TB, Oct. 3 (OT)	42-58, 509 YDS, 4 TD, 1 INT
	497	Jameis Winston	CLE at DEN, Dec. 2	34-58, 497 YDS, 4 TD, 3 INT
Longest Pass	98	Will Levis	TEN vs. MIN, Nov. 17	to Nick Westbrook-Ikhine (TD)
Passing Touchdowns	5			8 times, -1 in non-overtime games
	5			8 times, 7 in non-overtime games
Rushing Yards	255	Saquon Barkley	PHI at LAR, Nov. 24	26-255, 2 TD
Rushing Attempts	32	Josh Jacobs	GB vs. IND, Sep. 15	32-151, 0 TD
	32	Jonathan Taylor	IND at NYG, Dec. 29	32-125, 2 TD
Longest Rush	87	Derrick Henry	BAL vs. BUF, Sep. 29	(TD)
Receptions	14			4 times, -1 in non-overtime games
	14			4 times, 2 in non-overtime games
Receiving Yards	264	Ja'Marr Chase	CIN at BAL, Nov. 7	11-264, 3 TD
Kickoff Return Yards	208	Deebo Samuel Sr.	SF at BUF, Dec. 1	6-208, 0 TD
Kickoff Returns	8	Raheem Blackshear	CAR at NO, Sep. 8	8-204, 0 TD
Longest Kickoff Return	100	Charlie Jones	CIN at CLE, Oct. 20	(TD)
	100	Ihmir Smith-Marsette	NYG vs. IND, Dec. 29	(TD)
Punt Return Yards	190	Kalif Raymond	DET vs. TEN, Oct. 27	5-190, 1 FC, 1 TD
Punt Returns	5			17 times, 16 in non-overtime games
Longest Punt Return	96	Parker Washington	JAX vs. NE, Oct. 20	(TD)
Interceptions	2			16 times, 14 in non-overtime games
Longest Interception Return	100	Pat Surtain II	DEN vs. LV, Oct. 6	(TD)
Sacks	4.0	Aidan Hutchinson	DET vs. TB, Sep. 15	
Scrimmage Yards	302	Saquon Barkley	PHI at LAR, Nov. 24	Rush: 26-255, Rec: 4-47
Longest Punt	84	Corey Bojorquez	CLE at LV, Sep. 29	
Punts	11	Matt Haack	NYG vs. PHI, Oct. 20	11-517 (47.0)
Field Goals Made	7	Austin Seibert	WAS vs. NYG, Sep. 15	7-7, 45 long
Longest Field Goal	65	Brandon Aubrey	DAL vs. BAL, Sep. 22	

2024 NATIONAL FOOTBALL LEAGUE

2024 NATIONAL FOOTBALL LEAGUE

300-YARD PASSING GAMES

YARDS	PLAYER	GAME	DETAILS
509	Kirk Cousins	ATL vs. TB, Oct. 3 (OT)	42-58, 4 TD, 1 INT
497	Jameis Winston	CLE at DEN, Dec. 2	34-58, 4 TD, 3 INT
494	Jared Goff	DET vs. BUF, Dec. 15	38-59, 5 TD, 0 INT
428	Joe Burrow	CIN at BAL, Nov. 7	34-56, 4 TD, 0 INT
414	Russell Wilson	PIT at CIN, Dec. 1	29-38, 3 TD, 1 INT
412	Jared Goff	DET vs. JAX, Nov. 17	24-29, 4 TD, 0 INT
412	Joe Burrow	CIN vs. DEN, Dec. 28 (OT)	39-49, 3 TD, 0 INT
395	Geno Smith	SEA at DET, Sep. 30	38-56, 1 TD, 1 INT
395	Jameis Winston	CLE at NO, Nov. 17	30-46, 2 TD, 0 INT
392	Joe Burrow	CIN vs. BAL, Oct. 6 (OT)	30-39, 5 TD, 1 INT
389	Jordan Love	GB vs. MIN, Sep. 29	32-54, 4 TD, 3 INT
379	Dak Prescott	DAL vs. BAL, Sep. 22	28-51, 2 TD, 0 INT
377	Sam Darnold	MIN vs. GB, Dec. 29	33-43, 3 TD, 1 INT
377	Brock Purdy	SF vs. DET, Dec. 30	27-35, 3 TD, 2 INT
371	Trevor Lawrence	JAX vs. IND, Oct. 6	28-34, 2 TD, 1 INT
370	Baker Mayfield	TB vs. BAL, Oct. 21	31-45, 3 TD, 2 INT
369	Joe Burrow	CIN at DAL, Dec. 9	33-44, 3 TD, 1 INT
365	Tua Tagovailoa	MIA at GB, Nov. 28	37-46, 2 TD, 0 INT
363	Caleb Williams	CHI at IND, Sep. 22	33-52, 2 TD, 2 INT
363	Geno Smith	SEA vs. LAR, Nov. 3 (OT)	21-34, 3 TD, 3 INT
362	Josh Allen	BUF at DET, Dec. 15	23-34, 2 TD, 0 INT
359	Joe Flacco	IND at JAX, Oct. 6	33-44, 3 TD, 0 INT
359	Baker Mayfield	TB vs. CAR, Dec. 29	27-32, 5 TD, 0 INT
356	Joe Burrow	CIN at LAC, Nov. 17	28-50, 3 TD, 0 INT
354	Cooper Rush	DAL vs. HOU, Nov. 18	32-55, 1 TD, 1 INT
353	Brock Purdy	SF at TB, Nov. 10	25-36, 2 TD, 0 INT
352	Dak Prescott	DAL at PIT, Oct. 6	29-42, 2 TD, 2 INT
349	Justin Herbert	LAC at ARI, Oct. 21	27-39, 0 TD, 0 INT
348	Lamar Jackson	BAL at CIN, Oct. 6 (OT)	26-42, 4 TD, 0 INT
347	Baker Mayfield	TB vs. PHI, Sep. 29	30-47, 2 TD, 0 INT
347	Sam Darnold	MIN vs. ATL, Dec. 8	22-28, 5 TD, 0 INT
345	C.J. Stroud	HOU vs. JAX, Sep. 29	27-40, 2 TD, 0 INT
344	Kirk Cousins	ATL at MIN, Dec. 8	23-37, 0 TD, 2 INT
342	Josh Allen	BUF at LAR, Dec. 8	22-37, 3 TD, 0 INT
340	Caleb Williams	CHI vs. MIN, Nov. 24 (OT)	32-47, 2 TD, 0 INT
340	Aidan O'Connell	LV at KC, Nov. 29	23-35, 2 TD, 0 INT
339	Aaron Rodgers	NYJ at MIA, Dec. 8 (OT)	27-39, 1 TD, 0 INT
338	Tua Tagovailoa	MIA vs. JAX, Sep. 8	23-37, 1 TD, 0 INT
336	Jared Goff	DET at CHI, Dec. 22	23-32, 3 TD, 0 INT
334	Jameis Winston	CLE vs. BAL, Oct. 27	27-41, 3 TD, 0 INT
334	Caleb Williams	CHI vs. DET, Dec. 22	26-40, 2 TD, 0 INT

2024 NATIONAL FOOTBALL LEAGUE

300-YARD PASSING GAMES

YARDS	PLAYER	GAME	DETAILS
331	C.J. Stroud	HOU vs. BUF, Oct. 6	28-38, 1 TD, 1 INT
331	Patrick Mahomes	KC vs. NO, Oct. 7	28-39, 0 TD, 1 INT
331	Tua Tagovailoa	MIA vs. NYJ, Dec. 8 (OT)	33-47, 2 TD, 0 INT
330	Baker Mayfield	TB vs. ATL, Oct. 27	37-50, 3 TD, 2 INT
330	Sam Darnold	MIN at CHI, Nov. 24 (OT)	22-34, 2 TD, 0 INT
330	Joe Flacco	IND at NYG, Dec. 29	26-38, 2 TD, 2 INT
327	Geno Smith	SEA at NE, Sep. 15 (OT)	33-44, 1 TD, 0 INT
326	Jayden Daniels	WAS vs. CHI, Oct. 27	21-38, 1 TD, 0 INT
325	Baker Mayfield	TB at NO, Oct. 13	24-36, 4 TD, 3 INT
325	Brock Purdy	SF vs. CHI, Dec. 8	20-25, 2 TD, 0 INT
324	Joe Burrow	CIN vs. WAS, Sep. 23	29-38, 3 TD, 0 INT
323	Lamar Jackson	BAL vs. WAS, Oct. 13	20-26, 1 TD, 1 INT
323	Josh Allen	BUF vs. TEN, Oct. 20	21-33, 2 TD, 0 INT
321	Kyler Murray	ARI at LAR, Dec. 28	33-48, 1 TD, 2 INT
320	Matthew Stafford	LAR vs. BUF, Dec. 8	23-30, 2 TD, 0 INT
320	Patrick Mahomes	KC at PIT, Dec. 25	29-38, 3 TD, 0 INT
319	Brock Purdy	SF at MIN, Sep. 15	28-36, 1 TD, 1 INT
319	Andy Dalton	CAR at LV, Sep. 22	26-37, 3 TD, 0 INT
317	Matthew Stafford	LAR at DET, Sep. 8 (OT)	34-49, 1 TD, 1 INT
317	Tua Tagovailoa	MIA vs. NE, Nov. 24	29-40, 4 TD, 0 INT
315	Jared Goff	DET at DAL, Oct. 13	18-25, 3 TD, 0 INT
314	Geno Smith	SEA vs. MIN, Dec. 22	31-43, 3 TD, 2 INT
313	Brock Purdy	SF at MIA, Dec. 22	26-40, 2 TD, 1 INT
312	Justin Fields	PIT at IND, Sep. 29	22-34, 1 TD, 0 INT
312	Geno Smith	SEA vs. SF, Oct. 10	30-52, 1 TD, 2 INT
311	Jalen Hurts	PHI at NO, Sep. 22	29-38, 0 TD, 1 INT
309	Joe Burrow	CIN vs. PIT, Dec. 1	28-38, 3 TD, 1 INT
309	Drew Lock	NYG vs. IND, Dec. 29	17-23, 4 TD, 0 INT
308	Trevor Lawrence	JAX vs. GB, Oct. 27	21-32, 2 TD, 1 INT
307	Jared Goff	DET vs. TB, Sep. 15	34-55, 0 TD, 2 INT
307	Kyler Murray	ARI at MIA, Oct. 27	26-36, 2 TD, 0 INT
307	Bo Nix	DEN vs. ATL, Nov. 17	28-33, 4 TD, 0 INT
306	Kirk Cousins	ATL at NO, Nov. 10	23-38, 0 TD, 1 INT
306	Patrick Mahomes	KC vs. LV, Nov. 29	26-46, 1 TD, 0 INT
304	Caleb Williams	CHI vs. CAR, Oct. 6	20-29, 2 TD, 0 INT
303	Baker Mayfield	TB at DAL, Dec. 22	31-43, 2 TD, 1 INT
303	Jared Goff	DET at SF, Dec. 30	26-34, 3 TD, 0 INT

2024 NATIONAL FOOTBALL LEAGUE

2024 NATIONAL FOOTBALL LEAGUE

100-YARD RECEIVING GAMES

YARDS	PLAYER	GAME	DETAILS
264	Ja'Marr Chase	CIN at BAL, Nov. 7	11 REC, 3 TD
235	Jerry Jeudy	CLE at DEN, Dec. 2	9 REC, 1 TD
198	Davante Adams	NYJ at JAX, Dec. 15	9 REC, 2 TD
193	Ja'Marr Chase	CIN vs. BAL, Oct. 6 (OT)	10 REC, 2 TD
193	Amon-Ra St. Brown	DET vs. BUF, Dec. 15	14 REC, 1 TD
180	Jaxon Smith-Njigba	SEA vs. LAR, Nov. 3 (OT)	7 REC, 2 TD
177	Ja'Marr Chase	CIN at DAL, Dec. 9	14 REC, 2 TD
175	Jauan Jennings	SF at LAR, Sep. 22	11 REC, 3 TD
171	Malik Nabers	NYG vs. IND, Dec. 29	7 REC, 2 TD
170	Dallas Goedert	PHI at NO, Sep. 22	10 REC, 0 TD
162	Jordan Addison	MIN at CHI, Nov. 24 (OT)	8 REC, 1 TD
162	Puka Nacua	LAR vs. BUF, Dec. 8	12 REC, 1 TD
161	Amon-Ra St. Brown	DET vs. JAX, Nov. 17	11 REC, 2 TD
159	Mike Evans	TB at LAC, Dec. 15	9 REC, 2 TD
154	Drake London	ATL vs. TB, Oct. 3 (OT)	12 REC, 1 TD
151	Nico Collins	HOU vs. JAX, Sep. 29	12 REC, 1 TD
151	George Kittle	SF vs. CHI, Dec. 8	6 REC, 0 TD
150	Christian Watson	GB at CHI, Nov. 17	4 REC, 0 TD
148	Tee Higgins	CIN at LAC, Nov. 17	9 REC, 1 TD
147	Brandon Aiyuk	SF vs. ARI, Oct. 6	8 REC, 0 TD
146	CeeDee Lamb	DAL at SF, Oct. 27	13 REC, 2 TD
144	Jaylen Waddle	MIA vs. NE, Nov. 24	8 REC, 1 TD
144	Justin Jefferson	MIN at SEA, Dec. 22	10 REC, 2 TD
143	Calvin Ridley	TEN at DET, Oct. 27	10 REC, 0 TD
143	Jameson Williams	DET at CHI, Dec. 22	5 REC, 1 TD
142	Jerry Jeudy	CLE at NO, Nov. 17	6 REC, 1 TD
142	Darnell Mooney	ATL at MIN, Dec. 8	6 REC, 0 TD
141	Keenan Allen	CHI vs. DET, Dec. 22	9 REC, 1 TD
141	Ricky Pearsall	SF vs. DET, Dec. 30	8 REC, 1 TD
140	Brock Bowers	LV at KC, Nov. 29	10 REC, 1 TD
139	Jayden Reed	GB vs. MIN, Sep. 29	7 REC, 1 TD
138	Jayden Reed	GB at PHI, Sep. 6	4 REC, 1 TD
137	Justin Jefferson	MIN vs. IND, Nov. 3	7 REC, 0 TD
135	Nico Collins	HOU vs. CHI, Sep. 15	8 REC, 1 TD
134	Alec Pierce	IND at JAX, Oct. 6	3 REC, 1 TD
133	Justin Jefferson	MIN vs. SF, Sep. 15	4 REC, 1 TD
133	Trey McBride	ARI at SEA, Nov. 24	12 REC, 0 TD
133	Jordan Addison	MIN vs. ATL, Dec. 8	8 REC, 3 TD
132	Zay Flowers	BAL vs. WAS, Oct. 13	9 REC, 0 TD
132	Justin Jefferson	MIN vs. ATL, Dec. 8	7 REC, 2 TD
132	Brian Thomas Jr.	JAX at LV, Dec. 22	9 REC, 1 TD

2024 NATIONAL FOOTBALL LEAGUE

100-YARD RECEIVING GAMES

YARDS	PLAYER	GAME	DETAILS
131	Tee Higgins	CIN vs. DEN, Dec. 28 (OT)	11 REC, 3 TD
130	Tyreek Hill	MIA vs. JAX, Sep. 8	7 REC, 1 TD
130	Marvin Harrison Jr.	ARI vs. LAR, Sep. 15	4 REC, 2 TD
130	JuJu Smith-Schuster	KC vs. NO, Oct. 7	7 REC, 0 TD
129	DK Metcalf	SEA at NE, Sep. 15 (OT)	10 REC, 1 TD
129	Puka Nacua	LAR vs. ARI, Dec. 28	10 REC, 0 TD
128	George Kittle	SF vs. DAL, Oct. 27	6 REC, 1 TD
127	Malik Nabers	NYG at WAS, Sep. 15	10 REC, 1 TD
127	Zay Flowers	BAL vs. DEN, Nov. 3	5 REC, 2 TD
126	Tank Dell	HOU at NYJ, Oct. 31	6 REC, 0 TD
126	Brock Bowers	LV at MIA, Nov. 17	13 REC, 1 TD
125	Alec Pierce	IND vs. HOU, Sep. 8	3 REC, 1 TD
125	Chris Godwin	TB at NO, Oct. 13	11 REC, 2 TD
125	Keon Coleman	BUF vs. TEN, Oct. 20	4 REC, 0 TD
125	Terry McLaurin	WAS vs. CHI, Oct. 27	5 REC, 0 TD
124	Trey McBride	ARI at MIA, Oct. 27	9 REC, 0 TD
124	Jameson Williams	DET vs. JAX, Nov. 17	4 REC, 1 TD
123	Ladd McConkey	LAC vs. CIN, Nov. 17	6 REC, 0 TD
123	Puka Nacua	LAR at NE, Nov. 17	7 REC, 1 TD
123	Trey McBride	ARI at LAR, Dec. 28	12 REC, 1 TD
122	Diontae Johnson	CAR at LV, Sep. 22	8 REC, 1 TD
122	Darius Slayton	NYG at SEA, Oct. 6	8 REC, 1 TD
122	Brian Thomas Jr.	JAX vs. IND, Oct. 6	5 REC, 1 TD
122	Courtland Sutton	DEN at BAL, Nov. 3	7 REC, 0 TD
122	Alec Pierce	IND at NYG, Dec. 29	6 REC, 1 TD
121	Jameson Williams	DET vs. LAR, Sep. 8 (OT)	5 REC, 1 TD
121	Rashod Bateman	BAL at TB, Oct. 21	4 REC, 1 TD
121	Jakobi Meyers	LV vs. DEN, Nov. 24	10 REC, 0 TD
120	DeVonta Smith	PHI vs. DAL, Dec. 29	6 REC, 2 TD
119	A.J. Brown	PHI vs. GB, Sep. 6	5 REC, 1 TD
119	Amon-Ra St. Brown	DET vs. TB, Sep. 15	11 REC, 0 TD
119	Nico Collins	HOU at JAX, Dec. 1	8 REC, 0 TD
118	Ja'Marr Chase	CIN vs. WAS, Sep. 23	6 REC, 2 TD
118	Quentin Johnston	LAC at CLE, Nov. 3	4 REC, 1 TD
118	Mike Evans	TB at CAR, Dec. 1 (OT)	8 REC, 1 TD
117	Nico Collins	HOU at IND, Sep. 8	6 REC, 0 TD
117	Chris Godwin	TB at DET, Sep. 15	7 REC, 1 TD
117	Jaxon Smith-Njigba	SEA at NE, Sep. 15 (OT)	12 REC, 0 TD
117	Nick Westbrook-Ikhine	TEN vs. MIN, Nov. 17	2 REC, 1 TD
117	Puka Nacua	LAR vs. PHI, Nov. 24	9 REC, 0 TD
117	Ladd McConkey	LAC at ATL, Dec. 1	9 REC, 0 TD

2024 NATIONAL FOOTBALL LEAGUE

100-YARD RECEIVING GAMES

YARDS	PLAYER	GAME	DETAILS
116	A.J. Brown	PHI vs. CLE, Oct. 13	6 REC, 1 TD
116	CeeDee Lamb	DAL at CAR, Dec. 15	9 REC, 1 TD
115	Malik Nabers	NYG vs. DAL, Sep. 26	12 REC, 0 TD
115	Justin Jefferson	MIN at LAR, Oct. 24	8 REC, 0 TD
115	Zay Flowers	BAL at CLE, Oct. 27	7 REC, 0 TD
115	Tylan Wallace	BAL vs. CIN, Nov. 7	3 REC, 1 TD
115	Tyreek Hill	MIA vs. NYJ, Dec. 8 (OT)	10 REC, 1 TD
114	Allen Lazard	NYJ vs. BUF, Oct. 14	6 REC, 1 TD
114	T.J. Hockenson	MIN at CHI, Nov. 24 (OT)	7 REC, 0 TD
114	Christian Watson	GB at DET, Dec. 5	4 REC, 0 TD
114	Garrett Wilson	NYJ at MIA, Dec. 8 (OT)	7 REC, 0 TD
114	Ty Johnson	BUF at DET, Dec. 15	5 REC, 0 TD
113	George Pickens	PIT at IND, Sep. 29	7 REC, 0 TD
113	Michael Pittman	IND vs. PIT, Sep. 29	6 REC, 0 TD
113	Garrett Wilson	NYJ at NE, Oct. 27	5 REC, 0 TD
113	Jayden Reed	GB vs. DET, Nov. 3	5 REC, 0 TD
113	Terry McLaurin	WAS vs. PIT, Nov. 10	5 REC, 0 TD
113	Jonnu Smith	MIA at GB, Nov. 28	10 REC, 0 TD
112	Rome Odunze	CHI at IND, Sep. 22	6 REC, 1 TD
112	Terry McLaurin	WAS vs. CLE, Oct. 6	4 REC, 0 TD
112	Amon-Ra St. Brown	DET at MIN, Oct. 20	8 REC, 1 TD
112	George Kittle	SF vs. DET, Dec. 30	8 REC, 0 TD
111	Isaiah Likely	BAL at KC, Sep. 5	9 REC, 1 TD
111	Zay Flowers	BAL at CIN, Oct. 6 (OT)	7 REC, 0 TD
111	George Pickens	PIT vs. NYJ, Oct. 20	5 REC, 1 TD
111	Marvin Harrison Jr.	ARI at MIA, Oct. 27	6 REC, 1 TD
111	Ladd McConkey	LAC vs. NO, Oct. 27	6 REC, 2 TD
111	Elijah Moore	CLE at DEN, Dec. 2	8 REC, 0 TD
111	Sam LaPorta	DET vs. BUF, Dec. 15	7 REC, 0 TD
110	Cooper Kupp	LAR at DET, Sep. 8 (OT)	14 REC, 1 TD
110	Davante Adams	LV at BAL, Sep. 15	9 REC, 1 TD
110	Deebo Samuel Sr.	SF at MIN, Sep. 15	8 REC, 0 TD
110	Rashee Rice	KC at ATL, Sep. 22	12 REC, 1 TD
110	Jaxon Smith-Njigba	SEA at SF, Nov. 17	10 REC, 0 TD
110	A.J. Brown	PHI vs. PIT, Dec. 15	8 REC, 1 TD
110	Jalen Coker	CAR vs. DAL, Dec. 15	4 REC, 1 TD
110	Adam Thielen	CAR at TB, Dec. 29	5 REC, 2 TD
109	Jaylen Waddle	MIA vs. JAX, Sep. 8	5 REC, 0 TD
109	Hunter Henry	NE vs. SEA, Sep. 15 (OT)	8 REC, 0 TD
109	Josh Downs	IND at HOU, Oct. 27	4 REC, 1 TD
109	A.J. Brown	PHI at DAL, Nov. 10	5 REC, 0 TD

2024 NATIONAL FOOTBALL LEAGUE

100-YARD RECEIVING GAMES

YARDS	PLAYER	GAME	DETAILS
109	Marquez Valdes-Scantling	NO vs. ATL, Nov. 10	3 REC, 2 TD
109	A.J. Brown	PHI at LAR, Nov. 24	6 REC, 1 TD
109	Davante Adams	NYJ at MIA, Dec. 8 (OT)	9 REC, 1 TD
109	DeVonta Smith	PHI vs. PIT, Dec. 15	11 REC, 1 TD
109	Michael Pittman	IND at NYG, Dec. 29	9 REC, 1 TD
108	Darius Slayton	NYG at PIT, Oct. 28	4 REC, 0 TD
108	Jerry Jeudy	CLE vs. KC, Dec. 15	11 REC, 0 TD
107	Garrett Wilson	NYJ vs. BUF, Oct. 14	8 REC, 1 TD
107	Chris Olave	NO at LAC, Oct. 27	8 REC, 0 TD
107	Khalil Shakir	BUF at SEA, Oct. 27	9 REC, 0 TD
106	Puka Nacua	LAR vs. MIN, Oct. 24	7 REC, 0 TD
106	Cooper Kupp	LAR at NE, Nov. 17	6 REC, 2 TD
106	DJ Moore	CHI vs. MIN, Nov. 24 (OT)	7 REC, 1 TD
106	Khalil Shakir	BUF at LAR, Dec. 8	5 REC, 1 TD
106	George Kittle	SF at MIA, Dec. 22	8 REC, 0 TD
106	Drake London	ATL at WAS, Dec. 29 (OT)	7 REC, 0 TD
105	Darnell Mooney	ATL vs. TB, Oct. 3 (OT)	9 REC, 2 TD
105	DJ Moore	CHI vs. CAR, Oct. 6	5 REC, 2 TD
105	Jakobi Meyers	LV at CIN, Nov. 3	8 REC, 0 TD
105	Marvin Mims Jr.	DEN vs. CLE, Dec. 2	3 REC, 1 TD
105	Brian Thomas Jr.	JAX vs. NYJ, Dec. 15	10 REC, 2 TD
105	CeeDee Lamb	DAL vs. TB, Dec. 22	7 REC, 0 TD
105	Tyreek Hill	MIA at CLE, Dec. 29	9 REC, 0 TD
104	DK Metcalf	SEA vs. MIA, Sep. 22	4 REC, 1 TD
104	DK Metcalf	SEA at DET, Sep. 30	7 REC, 0 TD
104	Cooper Kupp	LAR at SEA, Nov. 3 (OT)	11 REC, 0 TD
104	Rome Odunze	CHI at ARI, Nov. 3	5 REC, 0 TD
103	Rashee Rice	KC vs. BAL, Sep. 5	7 REC, 0 TD
103	Breece Hall	NYJ at PIT, Oct. 20	6 REC, 0 TD
103	Parker Washington	JAX vs. HOU, Dec. 1	6 REC, 1 TD
103	Marvin Mims Jr.	DEN at CIN, Dec. 28 (OT)	8 REC, 2 TD
102	Deebo Samuel Sr.	SF at SEA, Oct. 10	3 REC, 1 TD
102	Evan Engram	JAX at CHI, Oct. 13	10 REC, 0 TD
102	Terry McLaurin	WAS vs. DAL, Nov. 24	5 REC, 1 TD
102	Courtland Sutton	DEN vs. CLE, Dec. 2	6 REC, 0 TD
102	Adam Thielen	CAR at PHI, Dec. 8	9 REC, 0 TD
102	Ja'Marr Chase	CIN vs. DEN, Dec. 28 (OT)	9 REC, 0 TD
101	Garrett Wilson	NYJ at MIN, Oct. 6	13 REC, 1 TD
101	Jonnu Smith	MIA vs. LV, Nov. 17	6 REC, 2 TD
100	Terry McLaurin	WAS at CIN, Sep. 23	4 REC, 1 TD
100	Cade Otton	TB vs. BAL, Oct. 21	8 REC, 0 TD

2024 NATIONAL FOOTBALL LEAGUE

100-YARD RECEIVING GAMES

YARDS	PLAYER	GAME	DETAILS
100	Courtland Sutton	DEN vs. CAR, Oct. 27	8 REC, 0 TD
100	Mike Gesicki	CIN vs. LV, Nov. 3	5 REC, 2 TD
100	Travis Kelce	KC vs. TB, Nov. 4 (OT)	14 REC, 0 TD
100	Zay Flowers	BAL vs. PIT, Dec. 21	5 REC, 0 TD

2024 NATIONAL FOOTBALL LEAGUE

2024 NATIONAL FOOTBALL LEAGUE

100-YARD RUSHING GAMES

YARDS	PLAYER	GAME	DETAILS
255	Saquon Barkley	PHI at LAR, Nov. 24	26 ATT, 2 TD
218	Jonathan Taylor	IND vs. TEN, Dec. 22	29 ATT, 3 TD
199	Derrick Henry	BAL vs. BUF, Sep. 29	24 ATT, 1 TD
176	Saquon Barkley	PHI at NYG, Oct. 20	17 ATT, 1 TD
169	Derrick Henry	BAL at TB, Oct. 21	15 ATT, 0 TD
167	Saquon Barkley	PHI vs. DAL, Dec. 29	31 ATT, 0 TD
162	Derrick Henry	BAL vs. PIT, Dec. 21	24 ATT, 0 TD
159	Joe Mixon	HOU at IND, Sep. 8	30 ATT, 1 TD
159	Saquon Barkley	PHI vs. JAX, Nov. 3	27 ATT, 1 TD
155	Alvin Kamara	NO at CAR, Nov. 3	29 ATT, 0 TD
153	Chuba Hubbard	CAR vs. NYG, Nov. 10 (OT)	28 ATT, 1 TD
152	Bucky Irving	TB at CAR, Dec. 1 (OT)	25 ATT, 1 TD
152	Chuba Hubbard	CAR vs. ARI, Dec. 22 (OT)	25 ATT, 2 TD
151	Josh Jacobs	GB vs. IND, Sep. 15	32 ATT, 0 TD
151	Derrick Henry	BAL at DAL, Sep. 22	25 ATT, 2 TD
150	Saquon Barkley	PHI at WAS, Dec. 22	29 ATT, 2 TD
149	Rico Dowdle	DAL at CAR, Dec. 15	25 ATT, 0 TD
147	Jordan Mason	SF vs. NYJ, Sep. 9	28 ATT, 1 TD
147	Saquon Barkley	PHI at NO, Sep. 22	17 ATT, 2 TD
147	Derrick Henry	BAL at HOU, Dec. 25	27 ATT, 1 TD
146	Saquon Barkley	PHI vs. WAS, Nov. 14	26 ATT, 2 TD
145	Tyrone Tracy Jr.	NYG at PIT, Oct. 28	20 ATT, 1 TD
140	Derrick Henry	BAL at LAC, Nov. 25	24 ATT, 0 TD
138	Taysom Hill	NO vs. CLE, Nov. 17	7 ATT, 3 TD
136	Sean Tucker	TB at NO, Oct. 13	14 ATT, 1 TD
135	J.K. Dobbins	LAC vs. LV, Sep. 8	10 ATT, 1 TD
134	Zach Charbonnet	SEA at ARI, Dec. 8	22 ATT, 2 TD
133	Brian Robinson	WAS vs. NYG, Sep. 15	17 ATT, 0 TD
132	Derrick Henry	BAL vs. WAS, Oct. 13	24 ATT, 2 TD
131	J.K. Dobbins	LAC at CAR, Sep. 15	17 ATT, 1 TD
131	Rico Dowdle	DAL vs. CIN, Dec. 9	18 ATT, 0 TD
129	Tyrone Tracy Jr.	NYG at SEA, Oct. 6	18 ATT, 0 TD
129	D'Andre Swift	CHI at WAS, Oct. 27	18 ATT, 1 TD
128	Tony Pollard	TEN vs. NE, Nov. 3 (OT)	28 ATT, 0 TD
127	Jahmyr Gibbs	DET vs. TEN, Oct. 27	11 ATT, 1 TD
127	Josh Jacobs	GB at JAX, Oct. 27	25 ATT, 2 TD
127	Jayden Daniels	WAS vs. ATL, Dec. 29 (OT)	16 ATT, 0 TD
125	Bijan Robinson	ATL at LV, Dec. 16	22 ATT, 0 TD
125	Jonathan Taylor	IND at NYG, Dec. 29	32 ATT, 2 TD
124	Saquon Barkley	PHI vs. CAR, Dec. 8	20 ATT, 0 TD
123	Jordan Mason	SF vs. NE, Sep. 29	24 ATT, 1 TD

2024 NATIONAL FOOTBALL LEAGUE

100-YARD RUSHING GAMES

YARDS	PLAYER	GAME	DETAILS
122	Lamar Jackson	BAL at KC, Sep. 5	16 ATT, 0 TD
122	James Conner	ARI vs. LAR, Sep. 15	21 ATT, 1 TD
122	Kyren Williams	LAR at NYJ, Dec. 22	23 ATT, 1 TD
120	Rhamondre Stevenson	NE at CIN, Sep. 8	25 ATT, 1 TD
120	Chase Brown	CIN vs. LV, Nov. 3	27 ATT, 0 TD
120	De'Von Achane	MIA vs. SF, Dec. 22	17 ATT, 1 TD
119	Tony Pollard	TEN at HOU, Nov. 24	24 ATT, 1 TD
118	Tank Bigsby	JAX vs. NE, Oct. 20	26 ATT, 2 TD
117	Bucky Irving	TB at LAC, Dec. 15	15 ATT, 0 TD
117	James Conner	ARI at CAR, Dec. 22 (OT)	15 ATT, 1 TD
117	Jahmyr Gibbs	DET at SF, Dec. 30	18 ATT, 1 TD
116	Jahmyr Gibbs	DET at MIN, Oct. 20	15 ATT, 2 TD
116	Bijan Robinson	ATL at NO, Nov. 10	20 ATT, 2 TD
115	Alvin Kamara	NO at DAL, Sep. 15	20 ATT, 3 TD
115	Joe Mixon	HOU at GB, Oct. 20	25 ATT, 2 TD
115	Ameer Abdullah	LV at NO, Dec. 29	20 ATT, 0 TD
114	Chuba Hubbard	CAR at LV, Sep. 22	21 ATT, 0 TD
114	Najee Harris	PIT vs. NYG, Oct. 28	19 ATT, 0 TD
114	Jonathan Taylor	IND vs. BUF, Nov. 10	21 ATT, 0 TD
113	Breece Hall	NYJ vs. BUF, Oct. 14	18 ATT, 0 TD
113	Bucky Irving	TB vs. CAR, Dec. 29	20 ATT, 0 TD
112	Rico Dowdle	DAL vs. NYG, Nov. 28	22 ATT, 1 TD
112	Alvin Kamara	NO vs. LAR, Dec. 1	23 ATT, 0 TD
111	James Cook	BUF at SEA, Oct. 27	17 ATT, 2 TD
110	Jonathan Taylor	IND vs. CHI, Sep. 22	23 ATT, 2 TD
110	James Conner	ARI vs. NE, Dec. 15	16 ATT, 2 TD
109	Saquon Barkley	PHI vs. GB, Sep. 6	24 ATT, 2 TD
109	Joe Mixon	HOU at DAL, Nov. 18	20 ATT, 3 TD
109	Jahmyr Gibbs	DET at CHI, Dec. 22	23 ATT, 1 TD
108	Saquon Barkley	PHI at CIN, Oct. 27	22 ATT, 0 TD
108	Kyren Williams	LAR at SF, Dec. 12	29 ATT, 0 TD
107	James Conner	ARI vs. CHI, Nov. 3	18 ATT, 0 TD
107	Saquon Barkley	PHI at BAL, Dec. 1	23 ATT, 1 TD
107	James Cook	BUF vs. SF, Dec. 1	14 ATT, 1 TD
107	Jonathan Taylor	IND at DEN, Dec. 15	22 ATT, 0 TD
106	Najee Harris	PIT at LV, Oct. 13	14 ATT, 1 TD
106	Joe Mixon	HOU at NYJ, Oct. 31	24 ATT, 1 TD
106	Derrick Henry	BAL vs. DEN, Nov. 3	23 ATT, 2 TD
106	Kareem Hunt	KC vs. TB, Nov. 4 (OT)	27 ATT, 1 TD
106	Josh Jacobs	GB vs. SF, Nov. 24	26 ATT, 3 TD
106	Aaron Jones	MIN at CHI, Nov. 24 (OT)	22 ATT, 1 TD

2024 NATIONAL FOOTBALL LEAGUE

100-YARD RUSHING GAMES

YARDS	PLAYER	GAME	DETAILS
105	David Montgomery	DET at ARI, Sep. 22	23 ATT, 1 TD
105	Tyler Allgeier	ATL at CAR, Oct. 13	18 ATT, 1 TD
105	Jonathan Taylor	IND at HOU, Oct. 27	20 ATT, 1 TD
105	James Cook	BUF at DET, Dec. 15	14 ATT, 2 TD
104	James Conner	ARI vs. WAS, Sep. 29	18 ATT, 1 TD
104	Chuba Hubbard	CAR vs. CIN, Sep. 29	18 ATT, 1 TD
104	Kyren Williams	LAR at NO, Dec. 1	15 ATT, 1 TD
104	Rico Dowdle	DAL at PHI, Dec. 29	23 ATT, 0 TD
103	Kenneth Walker III	SEA vs. DEN, Sep. 8	20 ATT, 1 TD
103	Jonathan Taylor	IND at GB, Sep. 15	12 ATT, 0 TD
103	Bijan Robinson	ATL vs. SEA, Oct. 20	21 ATT, 1 TD
103	Tyrone Tracy Jr.	NYG at CAR, Nov. 10 (OT)	18 ATT, 1 TD
103	Brian Robinson	WAS vs. TEN, Dec. 1	16 ATT, 1 TD
102	Aaron Jones	MIN vs. HOU, Sep. 22	19 ATT, 0 TD
102	Kyren Williams	LAR vs. GB, Oct. 6	22 ATT, 1 TD
102	Kareem Hunt	KC vs. NO, Oct. 7	27 ATT, 1 TD
102	Joe Mixon	HOU at NE, Oct. 13	13 ATT, 1 TD
102	Najee Harris	PIT vs. NYJ, Oct. 20	21 ATT, 1 TD
102	Joe Mixon	HOU vs. IND, Oct. 27	25 ATT, 1 TD
102	Bijan Robinson	ATL vs. LAC, Dec. 1	26 ATT, 1 TD
102	Tony Pollard	TEN vs. JAX, Dec. 8	21 ATT, 0 TD
101	Brian Robinson	WAS at ARI, Sep. 29	21 ATT, 1 TD
101	Tank Bigsby	JAX vs. IND, Oct. 6	13 ATT, 2 TD
101	James Conner	ARI vs. LAC, Oct. 21	19 ATT, 0 TD
101	Joe Mixon	HOU at JAX, Dec. 1	20 ATT, 1 TD
100	Jordan Mason	SF at MIN, Sep. 15	20 ATT, 1 TD
100	James Cook	BUF vs. NE, Dec. 22	11 ATT, 1 TD

2024 NATIONAL FOOTBALL LEAGUE

2024 NATIONAL FOOTBALL LEAGUE

AFC LEADING PASSERS

RANK	PLAYER	TEAM	ATT	COMP	COMP%	YDS	YPA	TD	TD%	LONG	INT	INT%	RATING
1	L. Jackson	BAL	442	300	67.9%	3955	8.95	39	8.8%	84t	4	0.9%	121.6
2	Burrow	CIN	606	423	69.8%	4641	7.66	42	6.9%	70t	8	1.3%	109.8
3	Allen	BUF	483	307	63.6%	3731	7.72	28	5.8%	64	6	1.2%	101.4
4	Tagovailoa	MIA	399	291	72.9%	2867	7.19	19	4.8%	80t	7	1.8%	101.4
5	Herbert	LAC	468	304	65.0%	3524	7.53	21	4.5%	66t	3	0.6%	99.9
6	Ru. Wilson	PIT	305	197	64.6%	2334	7.65	15	4.9%	46	5	1.6%	97.4
7	Mahomes	KC	581	392	67.5%	3928	6.76	26	4.5%	54t	11	1.9%	93.5
8	*Nix	DEN	538	350	65.1%	3454	6.42	25	4.6%	93t	12	2.2%	89.2
9	Rodgers	NYJ	548	345	63.0%	3623	6.61	24	4.4%	71t	10	1.8%	89.1
10	*Maye	NE	337	225	66.8%	2276	6.75	15	4.5%	40t	10	3.0%	88.3
11	Stroud	HOU	526	330	62.7%	3677	6.99	19	3.6%	67t	12	2.3%	86.0
12	Minschew	LV	306	203	66.3%	2013	6.58	9	2.9%	57t	10	3.3%	81.0
13	Winston	CLE	296	181	61.1%	2121	7.17	13	4.4%	89t	12	4.1%	80.6

2024 NATIONAL FOOTBALL LEAGUE

AFC LEADING PASSERS, RANKS

PLAYER	TEAM	ATT	COMP	COMP%	YDS	YPA	TD	TD%	INT	INT%	RATING
L. Jackson	BAL	8	8	3	2	1	2	1	2	2	1
Burrow	CIN	1	1	2	1	3	1	2	6	4	2
Allen	BUF	6	6	10	4	2	3	3	4	3	3
Tagovailoa	MIA	9	9	1	9	6	8t	5	5	6	4
Herbert	LAC	7	7	8	7	5	7	7	1	1	5
Ru. Wilson	PIT	12	12	9	10	4	10t	4	3	5	6
Mahomes	KC	2	2	4	3	9	4	8	10	8	7
*Nix	DEN	4	3	7	8	13	5	6	11t	9	8
Rodgers	NYJ	3	4	11	6	11	6	11	7t	7	9
*Maye	NE	10	10	5	11	10	10t	9	7t	11	10
Stroud	HOU	5	5	12	5	8	8t	12	11t	10	11
Minshew	LV	11	11	6	14	12	16t	13	7t	12	12
Winston	CLE	13	13t	13	12	7	12	10	11t	13	13

2024 NATIONAL FOOTBALL LEAGUE

AFC FOURTH-QUARTER PASSING LEADERS

RANK	PLAYER	TEAM	ATT	COMP	COMP%	YDS	YPA	TD	TD%	INT	INT%	RATING
1	L. Jackson	BAL	116	74	63.8%	996	8.59	11	9.5%	2	1.7%	115.4
2	Flacco	IND	60	39	65.0%	559	9.32	7	11.7%	3	5.0%	113.1
3	Fields	PIT	40	23	57.5%	302	7.55	3	7.5%	0	0.0%	106.5
4	Burrow	CIN	152	100	65.8%	1313	8.64	12	7.9%	5	3.3%	105.5
5	Mahomes	KC	116	78	67.2%	791	6.82	6	5.2%	1	0.9%	100.2
6	*Nix	DEN	134	92	68.7%	960	7.16	9	6.7%	4	3.0%	99.1
7	Allen	BUF	94	55	58.5%	679	7.22	5	5.3%	0	0.0%	98.7
8	Tagovailoa	MIA	95	69	72.6%	633	6.66	4	4.2%	2	2.1%	95.6
9	*Maye	NE	113	70	61.9%	764	6.76	7	6.2%	3	2.7%	91.5
10	O'Connell	LV	78	51	65.4%	511	6.55	4	5.1%	2	2.6%	90.3
11	Rodgers	NYJ	159	103	64.8%	1063	6.69	5	3.1%	2	1.3%	89.2
12	Ru. Wilson	PIT	70	42	60.0%	499	7.13	4	5.7%	2	2.9%	88.9
13	Herbert	LAC	96	52	54.2%	628	6.54	4	4.2%	0	0.0%	88.4
14	M. Jones	JAX	78	53	67.9%	527	6.76	4	5.1%	3	3.8%	87.9
15	Rudolph	TEN	67	45	67.2%	452	6.75	4	6.0%	3	4.5%	87.4
16	D. Watson	CLE	58	39	67.2%	335	5.78	2	3.4%	1	1.7%	86.5
17	Minschew	LV	102	69	67.6%	679	6.66	4	3.9%	4	3.9%	82.9
18	Stroud	HOU	113	67	59.3%	696	6.16	3	2.7%	2	1.8%	78.6
19	Ridder	ARI-LV	64	41	64.1%	384	6.00	2	3.1%	2	3.1%	77.9
20	Lawrence	JAX	83	46	55.4%	515	6.20	3	3.6%	2	2.4%	76.1
21	Winston	CLE	103	64	62.1%	701	6.81	5	4.9%	6	5.8%	74.1
22	Brissett	NE	52	29	55.8%	306	5.88	0	0.0%	0	0.0%	73.1
23	Richardson	IND	95	47	49.5%	664	6.99	4	4.2%	4	4.2%	68.9
24	Levis	TEN	86	43	50.0%	400	4.65	3	3.5%	5	5.8%	50.5
25	Thompson-Robinson	CLE	59	31	52.5%	212	3.59	0	0.0%	4	6.8%	32.6

2024 NATIONAL FOOTBALL LEAGUE

AFC THIRD-DOWN PASSING LEADERS

RANK	PLAYER	TEAM	ATT	COMP	COMP%	YDS	YPA	TD	TD%	INT	INT%	RATING
1	L. Jackson	BAL	110	69	62.7%	912	8.29	11	10.0%	0	0.0%	122.2
2	Burrow	CIN	143	92	64.3%	1089	7.62	13	9.1%	2	1.4%	111.9
3	Mahomes	KC	143	93	65.0%	1076	7.52	11	7.7%	1	0.7%	110.4
4	Herbert	LAC	123	72	58.5%	824	6.70	8	6.5%	0	0.0%	100.5
5	Allen	BUF	125	67	53.6%	943	7.54	10	8.0%	2	1.6%	98.2
6	Ru. Wilson	PIT	92	56	60.9%	796	8.65	6	6.5%	3	3.3%	97.0
7	Winston	CLE	80	49	61.3%	583	7.29	4	5.0%	1	1.3%	94.9
8	*Maye	NE	82	48	58.5%	530	6.46	6	7.3%	3	3.7%	86.9
9	Tagovailoa	MIA	100	65	65.0%	703	7.03	4	4.0%	3	3.0%	86.4
10	*Nix	DEN	159	97	61.0%	1094	6.88	8	5.0%	5	3.1%	85.3
11	Stroud	HOU	151	88	58.3%	1069	7.08	6	4.0%	4	2.6%	82.4
12	Rodgers	NYJ	144	83	57.6%	1085	7.53	7	4.9%	6	4.2%	80.4
13	Minschew	LV	80	46	57.5%	428	5.35	3	3.8%	5	6.3%	58.8

2024 NATIONAL FOOTBALL LEAGUE

AFC LEADING RUSHERS

RANK	PLAYER	TEAM	ATT	YDS	AVG	LONG	TD
1	Henry	BAL	305	1783	5.8	87t	14
2	Taylor	IND	269	1254	4.7	70t	10
3	Pollard	TEN	238	1017	4.3	41	5
4	Harris	PIT	251	1007	4.0	36t	5
5	Mixon	HOU	240	993	4.1	59	11
6	C. Brown	CIN	229	990	4.3	40	7
7	Cook	BUF	197	981	5.0	65t	15
8	L. Jackson (QB)	BAL	130	852	6.6	48t	4
9	Dobbins	LAC	177	842	4.8	61	9
10	Hall	NYJ	197	819	4.2	42	5
11	Stevenson	NE	207	801	3.9	33t	7
12	Achane	MIA	192	786	4.1	50t	5
13	Hunt	KC	200	728	3.6	20	7
14	Bigsby	JAX	154	727	4.7	65t	6
15	J. Ford	CLE	104	565	5.4	66	3
16	Allen (QB)	BUF	102	531	5.2	30	12
17	Etienne	JAX	137	527	3.8	22	2
18	Richardson (QB)	IND	86	499	5.8	29	6
19	Gibson	NE	108	497	4.6	45	1
20	Warren	PIT	114	490	4.3	22	1
21	Williams	DEN	134	485	3.6	20	4
22	McLaughlin	DEN	97	457	4.7	21	1
23	*Maye (QB)	NE	54	421	7.8	41	2
24	Mattison	LV	126	400	3.2	24	4
25	*Nix (QB)	DEN	85	383	4.5	32	4
26	*Davis	BUF	98	378	3.9	22	3
27	Edwards	LAC	101	365	3.6	43	4
28	Chubb	CLE	102	332	3.3	19	3
29	*Allen	NYJ	88	319	3.6	20t	2
30	Spears	TEN	84	312	3.7	23	4
31	Abdullah	LV	66	311	4.7	40	2
32	Pacheco	KC	83	310	3.7	34	1
33	Mahomes (QB)	KC	58	307	5.3	33	2
34	Fields (QB)	PIT	62	289	4.7	30	5
35	Mostert	MIA	85	278	3.3	21	2
36	*Estime	DEN	64	276	4.3	21	1
37	Herbert (QB)	LAC	65	264	4.1	38	2
38	*Wright	MIA	62	253	4.1	20	0
39	Moss	CIN	74	242	3.3	16	2
40	Stroud (QB)	HOU	52	233	4.5	25	0
41	Hill	BAL	47	228	4.9	51t	1
42	Foreman	CLE	61	205	3.4	25	0
43	Burrow (QB)	CIN	41	202	4.9	47t	2
44	Ty Johnson	BUF	39	200	5.1	19	1
45t	McCormick	LV	39	183	4.7	29	0
45t	White	LV	65	183	2.8	17	1
47	Levis (QB)	TEN	41	175	4.3	21	0
48	Sermon	IND	56	159	2.8	17	2
49	*Steele	KC	48	158	3.3	9	0
50	*Vidal	LAC	43	155	3.6	19	0

2024 NATIONAL FOOTBALL LEAGUE

AFC THIRD-AND-ONE RUSHING LEADERS

RANK	PLAYER	TEAM	ATT	FD	PCT
1t	*Allen	NYJ	9	9	100.0%
1t	Herbert (QB)	LAC	8	8	100.0%
1t	C. Brown	CIN	6	6	100.0%
1t	M. Jones (QB)	JAX	5	5	100.0%
1t	Burrow (QB)	CIN	4	4	100.0%
6	Allen (QB)	BUF	11	10	90.9%
7t	Levis (QB)	TEN	8	7	87.5%
7t	Mixon	HOU	8	7	87.5%
9	Dobbins	LAC	7	6	85.7%
10t	*Nix (QB)	DEN	10	8	80.0%
10t	L. Jackson (QB)	BAL	5	4	80.0%
10t	Rudolph (QB)	TEN	5	4	80.0%
13	Henry	BAL	13	10	76.9%
14	Hunt	KC	11	8	72.7%
15	Taylor	IND	16	11	68.8%
16t	Achane	MIA	6	4	66.7%
16t	Pacheco	KC	6	4	66.7%
16t	*Steele	KC	6	4	66.7%
19	Bigsby	JAX	8	5	62.5%
20t	Hall	NYJ	7	4	57.1%
20t	Haskins	LAC	7	4	57.1%

2024 NATIONAL FOOTBALL LEAGUE

AFC LEADERS IN RECEPTIONS

RANK	PLAYER	TEAM	REC	YDS	AVG	LONG	TD
1	Chase	CIN	117	1612	13.8	70t	16
2	*Bowers (TE)	LV	108	1144	10.6	57t	4
3t	Wilson	NYJ	97	1053	10.9	42	7
3t	Kelce (TE)	KC	97	823	8.5	38	3
5	Jeady	CLE	84	1166	13.9	89t	4
6	*B. Thomas	JAX	80	1179	14.7	85t	10
7t	D. Adams	LV-NYJ	79	975	12.3	71t	7
7t	T. Hill	MIA	79	939	11.9	80t	6
7t	J. Smith (TE)	MIA	79	828	10.5	57t	7
10t	Meyers	LV	78	904	11.6	43	3
10t	Achane (RB)	MIA	78	592	7.6	39	6
12	*McConkey	LAC	77	1054	13.7	60t	7
13t	Sutton	DEN	76	983	12.9	37	7
13t	Shakir	BUF	76	821	10.8	52	4
15	Flowers	BAL	73	1047	14.3	53t	4
16	Higgins	CIN	69	858	12.4	42t	10
17	Henry (TE)	NE	66	674	10.2	35	2
18	Njoku (TE)	CLE	64	505	7.9	29	5
19t	Collins	HOU	63	968	15.4	67t	6
19t	Pittman	IND	63	736	11.7	33	3
19t	Douglas	NE	63	587	9.3	36t	3
22	Downs	IND	62	709	11.4	69t	5
23	Ridley	TEN	61	941	15.4	63	4
24	*Worthy	KC	59	638	10.8	54t	6
25t	Pickens	PIT	58	900	15.5	44	3
25t	Moore	CLE	58	502	8.7	44	1
27t	Gesicki (TE)	CIN	57	597	10.5	47t	2
27t	Freiermuth (TE)	PIT	57	568	10.0	30	6
29	Hopkins	TEN-KC	56	610	10.9	35	5
30t	Waddle	MIA	54	700	13.0	63	2
30t	Hall (RB)	NYJ	54	468	8.7	57	2
30t	C. Brown (RB)	CIN	54	360	6.7	34	4
33	Okonkwo (TE)	TEN	52	479	9.2	70t	2
34t	Dell	HOU	51	667	13.1	50	3
34t	Andrews (TE)	BAL	51	619	12.1	67	10
36	Schultz (TE)	HOU	50	503	10.1	32	2
37t	Conklin (TE)	NYJ	49	433	8.8	27	3
37t	Williams (RB)	DEN	49	296	6.0	34	0
39t	Diggs	HOU	47	496	10.6	49	3
39t	Engram (TE)	JAX	47	365	7.8	24	1
41	Dissly (TE)	LAC	45	439	9.8	29t	1
42t	Cooper	CLE-BUF	44	547	12.4	30t	4
42t	Tucker	LV	44	515	11.7	58t	3
42t	Kincaid (TE)	BUF	44	448	10.2	29	2
45t	Johnston	LAC	42	525	12.5	66t	8
45t	Hill (RB)	BAL	42	383	9.1	27t	3
47t	Hooper (TE)	NE	41	449	11.0	38t	3
47t	Pollard (RB)	TEN	41	238	5.8	30	0
49t	Bateman	BAL	40	680	17.0	59	8
49t	Abdullah (RB)	LV	40	261	6.5	24	3

2024 NATIONAL FOOTBALL LEAGUE

AFC RECEIVING YARDAGE LEADERS

RANK	PLAYER	TEAM	YDS	REC	AVG	LONG	TD
1	Chase	CIN	1612	117	13.8	70t	16
2	*B. Thomas	JAX	1179	80	14.7	85t	10
3	Jeudy	CLE	1166	84	13.9	89t	4
4	*Bowers (TE)	LV	1144	108	10.6	57t	4
5	*McConkey	LAC	1054	77	13.7	60t	7
6	Wilson	NYJ	1053	97	10.9	42	7
7	Flowers	BAL	1047	73	14.3	53t	4
8	Sutton	DEN	983	76	12.9	37	7
9	D. Adams	LV-NYJ	975	79	12.3	71t	7
10	Collins	HOU	968	63	15.4	67t	6
11	Ridley	TEN	941	61	15.4	63	4
12	T. Hill	MIA	939	79	11.9	80t	6
13	Meyers	LV	904	78	11.6	43	3
14	Pickens	PIT	900	58	15.5	44	3
15	Higgins	CIN	858	69	12.4	42t	10
16	J. Smith (TE)	MIA	828	79	10.5	57t	7
17	Kelce (TE)	KC	823	97	8.5	38	3
18	Shakir	BUF	821	76	10.8	52	4
19	Pierce	IND	767	35	21.9	65t	6
20	Pittman	IND	736	63	11.7	33	3
21	Downs	IND	709	62	11.4	69t	5
22	Waddle	MIA	700	54	13.0	63	2
23	Bateman	BAL	680	40	17.0	59	8
24	Henry (TE)	NE	674	66	10.2	35	2
25	Dell	HOU	667	51	13.1	50	3
26	*Worthy	KC	638	59	10.8	54t	6
27	Andrews (TE)	BAL	619	51	12.1	67	10
28	Hopkins	TEN-KC	610	56	10.9	35	5
29	Gesicki (TE)	CIN	597	57	10.5	47t	2
30	Achane (RB)	MIA	592	78	7.6	39	6
31	Douglas	NE	587	63	9.3	36t	3
32	Palmer	LAC	584	39	15.0	45	1
33	Freiermuth (TE)	PIT	568	57	10.0	30	6
34	Austin	PIT	548	36	15.2	55t	4
35	Cooper	CLE-BUF	547	44	12.4	30t	4
36t	*Coleman	BUF	525	27	19.4	64	4
36t	Johnston	LAC	525	42	12.5	66t	8
38	Tucker	LV	515	44	11.7	58t	3
39	Njoku (TE)	CLE	505	64	7.9	29	5
40	Schultz (TE)	HOU	503	50	10.1	32	2
41	Moore	CLE	502	58	8.7	44	1
42	Diggs	HOU	496	47	10.6	49	3
43	Okonkwo (TE)	TEN	479	52	9.2	70t	2
44	Boutte	NE	472	36	13.1	40t	2
45	Hall (RB)	NYJ	468	54	8.7	57	2
46	Iosivas	CIN	467	34	13.7	39	6
47	Lazard	NYJ	459	34	13.5	52t	5
48	Mims	DEN	452	34	13.3	93t	4
49	Hooper (TE)	NE	449	41	11.0	38t	3
50	Kincaid (TE)	BUF	448	44	10.2	29	2

2024 NATIONAL FOOTBALL LEAGUE

AFC THIRD-DOWN RECEIVING LEADERS

RANK	PLAYER	TEAM	REC	YDS	AVG	LONG	TD
1	Sutton	DEN	28	443	15.8	33	3
2t	Wilson	NYJ	25	280	11.2	26t	3
2t	Kelce (TE)	KC	25	254	10.2	38	1
4t	Pickens	PIT	23	303	13.2	37	0
4t	*Bowers (TE)	LV	23	269	11.7	29	1
6	Shakir	BUF	22	348	15.8	52	2
7t	Henry (TE)	NE	21	242	11.5	32	1
7t	*McConkey	LAC	21	235	11.2	19	2
9t	Higgins	CIN	20	312	15.6	38t	4
9t	Meyers	LV	20	265	13.3	43	0
9t	Chase	CIN	20	249	12.5	63t	2
12t	Collins	HOU	19	281	14.8	34	3
12t	Moore	CLE	19	198	10.4	44	0
14t	Downs	IND	18	243	13.5	31	2
14t	Dell	HOU	18	216	12.0	31	0
14t	T. Hill	MIA	18	211	11.7	30	2
17t	Judy	CLE	17	240	14.1	35t	1
17t	J. Smith (TE)	MIA	17	176	10.4	33	2
19t	D. Adams	LV-NYJ	16	286	17.9	43	1
19t	Johnston	LAC	16	228	14.3	66t	5
19t	Gesicki (TE)	CIN	16	199	12.4	47t	1
19t	Freiermuth (TE)	PIT	16	181	11.3	22	3
19t	Douglas	NE	16	168	10.5	35t	1
24t	*B. Thomas	JAX	15	280	18.7	62t	5
24t	Hill (RB)	BAL	15	168	11.2	24	0
26t	Ridley	TEN	14	278	19.9	63	1
26t	Perine (RB)	KC	14	211	15.1	35	1
26t	Boyd	TEN	14	177	12.6	40	0
26t	Hopkins	TEN-KC	14	169	12.1	35	2
26t	Andrews (TE)	BAL	14	162	11.6	23	4
26t	Williams (RB)	DEN	14	109	7.8	34	0
26t	Warren (RB)	PIT	14	102	7.3	26	0
33t	Mims	DEN	13	237	18.2	93t	2
33t	Flowers	BAL	13	226	17.4	49	1
33t	Palmer	LAC	13	182	14.0	28t	1
33t	Waddle	MIA	13	182	14.0	36	0
33t	Schultz (TE)	HOU	13	176	13.5	32	1
33t	Conklin (TE)	NYJ	13	159	12.2	25	1
33t	*Worthy	KC	13	138	10.6	19	0
33t	Achane (RB)	MIA	13	132	10.2	39	1
33t	Diggs	HOU	13	127	9.8	21	1
33t	Hall (RB)	NYJ	13	119	9.2	29t	1
43t	Austin	PIT	12	223	18.6	46	2
43t	Bateman	BAL	12	122	10.2	16t	3
43t	Tucker	LV	12	106	8.8	18t	1
43t	Abdullah (RB)	LV	12	91	7.6	24	1
47t	*Vele	DEN	11	107	9.7	20	1
47t	Engram (TE)	JAX	11	92	8.4	15	0
47t	Okonkwo (TE)	TEN	11	81	7.4	18	0
47t	Njoku (TE)	CLE	11	77	7.0	18	2

2024 NATIONAL FOOTBALL LEAGUE

AFC LEADING SCORERS (NON-KICKING)

RANK	PLAYER	TEAM	POS	TOUCHDOWNS				X2	PTS
				TOTAL	RUSH	REC	RET		
1	Cook	BUF	RB	17	15	2	0	0	102
2t	Chase	CIN	WR	16	0	16	0	0	96
2t	Henry	BAL	RB	16	14	2	0	0	96
4	Allen	BUF	QB	13	12	1	0	0	78
5	Mixon	HOU	RB	12	11	1	0	0	72
6	C. Brown	CIN	RB	11	7	4	0	1	68
7t	Achane	MIA	RB	11	5	6	0	0	66
7t	Taylor	IND	RB	11	10	1	0	0	66
9	*B. Thomas	JAX	WR	10	0	10	0	2	64
10t	Andrews	BAL	TE	10	0	10	0	0	60
10t	Higgins	CIN	WR	10	0	10	0	0	60
12t	Dobbins	LAC	RB	9	9	0	0	0	54
12t	Westbrook-Ikhine	TEN	WR	9	0	9	0	0	54
12t	*Worthy	KC	WR	9	3	6	0	0	54
15	Stevenson	NE	RB	8	7	1	0	2	52
16t	Bateman	BAL	WR	8	0	8	0	0	48
16t	Johnston	LAC	WR	8	0	8	0	0	48
18t	D. Adams	LV-NYJ	WR	7	0	7	0	1	44
18t	Hall	NYJ	RB	7	5	2	0	1	44
18t	Wilson	NYJ	WR	7	0	7	0	1	44
21t	Hunt	KC	RB	7	7	0	0	0	42
21t	*McConkey	LAC	WR	7	0	7	0	0	42
21t	J. Smith	MIA	TE	7	0	7	0	0	42
21t	Sutton	DEN	WR	7	0	7	0	0	42
25	Richardson	IND	QB	6	6	0	0	1	38
26t	Bigsby	JAX	RB	6	6	0	0	0	36
26t	Collins	HOU	WR	6	0	6	0	0	36
26t	Freiermuth	PIT	TE	6	0	6	0	0	36
26t	T. Hill	MIA	WR	6	0	6	0	0	36
26t	Iosivas	CIN	WR	6	0	6	0	0	36
26t	Likely	BAL	TE	6	0	6	0	0	36
26t	Pierce	IND	WR	6	0	6	0	0	36
33	Njoku	CLE	TE	5	0	5	0	2	34
34t	Mattison	LV	RB	5	4	1	0	1	32
34t	Pollard	TEN	RB	5	5	0	0	1	32
34t	Ridley	TEN	WR	5	1	4	0	0	32
37t	Abdullah	LV	RB	5	2	3	0	0	30
37t	Austin	PIT	WR	5	0	4	1	0	30
37t	*Davis	BUF	RB	5	3	2	0	0	30
37t	Downs	IND	WR	5	0	5	0	0	30
37t	Fields	PIT	QB	5	5	0	0	0	30
37t	Gray	KC	TE	5	0	5	0	0	30
37t	Harris	PIT	RB	5	5	0	0	0	30
37t	Hollins	BUF	WR	5	0	5	0	0	30
37t	Hopkins	TEN-KC	WR	5	0	5	0	0	30
37t	Lazard	NYJ	WR	5	0	5	0	0	30

2024 NATIONAL FOOTBALL LEAGUE

AFC LEADING SCORERS (NON-KICKING)

RANK	PLAYER	TEAM	POS	TOUCHDOWNS				X2	PTS
				TOTAL	RUSH	REC	RET		
37t	*Nix	DEN	QB	5	4	1	0	0	30
37t	Spears	TEN	RB	5	4	1	0	0	30
49	Jeudy	CLE	WR	4	0	4	0	2	28
50t	*Coleman	BUF	WR	4	0	4	0	1	26
50t	L. Jackson	BAL	QB	4	4	0	0	1	26

2024 NATIONAL FOOTBALL LEAGUE

AFC LEADING SCORERS (KICKING)

RANK	PLAYER	TEAM	PAT	FG	FG%	LONG	PTS
1	Boswell	PIT	33/33	40/43	93.0%	57	153
2	Fairbairn	HOU	32/33	35/41	85.4%	59	137
3	Dicker	LAC	31/34	35/37	94.6%	59	136
4	Lutz	DEN	41/41	30/33	90.9%	55	131
5	Sanders	MIA	24/26	35/39	89.7%	57	129
6	Bass	BUF	58/62	23/28	82.1%	61	127
7	Tucker	BAL	55/57	22/30	73.3%	56	121
8	Carlson	LV	21/23	32/38	84.2%	54	117
9	Gay	IND	31/31	27/32	84.4%	56	112
10	*C. Little	JAX	25/25	24/26	92.3%	59	97
11t	Butker	KC	29/31	21/24	87.5%	53	92
11t	Slye	NE	23/24	23/30	76.7%	63	92
13	Folk	TEN	25/25	21/22	95.5%	56	88
14	McPherson	CIN	37/38	16/22	72.7%	56	85
15	Hopkins	CLE	16/19	17/26	65.4%	56	67
16	*Narveson	GB-TEN	18/18	12/18	66.7%	47	54
17	Joseph	DET-NYG-WAS-NYJ	8/8	15/19	78.9%	52	53
18	Carlson	SF-NYJ	12/15	13/15	86.7%	58	51
19	Wright	SF-KC-TEN	6/6	13/14	92.9%	50	45
20t	Romo	MIN-NE	7/8	11/12	91.7%	55	40
20t	Zuerlein	NYJ	13/14	9/15	60.0%	40	40
22	York	WAS-CIN	15/16	5/9	55.6%	59	30
23	*Shrader	IND-NYJ-KC	9/9	5/5	100.0%	45	24

2024 NATIONAL FOOTBALL LEAGUE

2024 NATIONAL FOOTBALL LEAGUE

AFC TOUCHBACKS ON KICKOFFS

RANK	PLAYER	TEAM	TB
1	Bass	BUF	73
2	Tucker	BAL	67
3	Lutz	DEN	64
4	Sanders	MIA	62
5	Gay	IND	61
6	Dicker	LAC	59
7	C. Little	JAX	58
8	McPherson	CIN	54
9	Boswell	PIT	49
10	Butker	KC	48
11	Carlson	LV	47
12	Slye	NE	43
13	Fairbairn	HOU	41
14	Folk	TEN	37
15	Hopkins	CLE	34
16	Zuerlein	NYJ	28
17	Joseph	DET-NYG-WAS-NYJ	23
18	Romo	MIN-NE	19
19t	Narveson	GB-TEN	18
19t	York	WAS-CIN	18
21	Shrader	IND-NYJ-KC	17
22	Carlson	SF-NYJ	13
23	Stout	BAL	7
24	Wright	SF-KC-TEN	3
25t	Morstead	NYJ	1
25t	Reid	KC	1

2024 NATIONAL FOOTBALL LEAGUE

AFC MOST YARDS FROM SCRIMMAGE

RANK	PLAYER	TEAM	POS	TOTAL			RUSHING			RECEIVING		
				YDS	PLAYS	AVG	YDS	ATT	AVG	YDS	ATT	AVG
1	Henry	BAL	RB	1953	322	6.1	1783	305	5.8	170	17	10.0
2	Chase	CIN	WR	1644	120	13.7	32	3	10.7	1612	117	13.8
3	Taylor	IND	RB	1387	286	4.8	1254	269	4.7	133	17	7.8
4	Achane	MIA	RB	1378	270	5.1	786	192	4.1	592	78	7.6
5	C. Brown	CIN	RB	1350	283	4.8	990	229	4.3	360	54	6.7
6	Mixon	HOU	RB	1297	275	4.7	993	240	4.1	304	35	8.7
7	Hall	NYJ	RB	1287	251	5.1	819	197	4.2	468	54	8.7
8	Harris	PIT	RB	1270	283	4.5	1007	251	4.0	263	32	8.2
9	Pollard	TEN	RB	1255	279	4.5	1017	238	4.3	238	41	5.8
10	Cook	BUF	RB	1239	229	5.4	981	197	5.0	258	32	8.1
11	*B. Thomas	JAX	WR	1227	86	14.3	48	6	8.0	1179	80	14.7
12	Jeudy	CLE	WR	1166	84	13.9	0	0	---	1166	84	13.9
13	*Bowers	LV	TE	1157	113	10.2	13	5	2.6	1144	108	10.6
14	Flowers	BAL	WR	1094	81	13.5	47	8	5.9	1047	73	14.3
15	Wilson	NYJ	WR	1058	98	10.8	5	1	5.0	1053	97	10.9
16	*McConkey	LAC	WR	1054	77	13.7	0	0	---	1054	77	13.7
17	Ridley	TEN	WR	999	67	14.9	58	6	9.7	941	61	15.4
18	T. Hill	MIA	WR	992	87	11.4	53	8	6.6	939	79	11.9
19t	Dobbins	LAC	RB	983	206	4.8	842	177	4.8	141	29	4.9
19t	Sutton	DEN	WR	983	76	12.9	0	0	---	983	76	12.9
21	D. Adams	LV-NYJ	WR	975	79	12.3	0	0	---	975	79	12.3
22	Stevenson	NE	RB	969	240	4.0	801	207	3.9	168	33	5.1
23	Collins	HOU	WR	968	63	15.4	0	0	---	968	63	15.4
24	Meyers	LV	WR	927	80	11.6	23	2	11.5	904	78	11.6
25	Hunt	KC	RB	904	223	4.1	728	200	3.6	176	23	7.7
26	Pickens	PIT	WR	894	60	14.9	-6	2	-3.0	900	58	15.5
27	Higgins	CIN	WR	858	69	12.4	0	0	---	858	69	12.4
28	L. Jackson	BAL	QB	852	130	6.6	852	130	6.6	0	0	---
29	J. Smith	MIA	TE	827	81	10.2	-1	2	-0.5	828	79	10.5
30	Shakir	BUF	WR	825	78	10.6	4	2	2.0	821	76	10.8
31	Kelce	KC	TE	824	98	8.4	1	1	1.0	823	97	8.5
32	Warren	PIT	RB	800	152	5.3	490	114	4.3	310	38	8.2
33	J. Ford	CLE	RB	790	141	5.6	565	104	5.4	225	37	6.1
34	Williams	DEN	RB	781	183	4.3	485	134	3.6	296	49	6.0
35	Bigsby	JAX	RB	778	160	4.9	727	154	4.7	51	6	8.5
36	Pierce	IND	WR	767	35	21.9	0	0	---	767	35	21.9
37	Etienne	JAX	RB	752	173	4.3	527	137	3.8	225	36	6.3
38	*Worthy	KC	WR	742	79	9.4	104	20	5.2	638	59	10.8
39	Pittman	IND	WR	736	63	11.7	0	0	---	736	63	11.7
40	Downs	IND	WR	721	63	11.4	12	1	12.0	709	62	11.4
41	Dell	HOU	WR	710	60	11.8	43	9	4.8	667	51	13.1
42	Waddle	MIA	WR	706	57	12.4	6	3	2.0	700	54	13.0
43t	Gibson	NE	RB	683	127	5.4	497	108	4.6	186	19	9.8
43t	Mattison	LV	RB	683	158	4.3	400	126	3.2	283	32	8.8
45	Bateman	BAL	WR	680	40	17.0	0	0	---	680	40	17.0
46	Henry	NE	TE	674	66	10.2	0	0	---	674	66	10.2
47	Andrews	BAL	TE	624	54	11.6	5	3	1.7	619	51	12.1
48	Hill	BAL	RB	611	89	6.9	228	47	4.9	383	42	9.1
49	Hopkins	TEN-KC	WR	610	56	10.9	0	0	---	610	56	10.9
50	Douglas	NE	WR	603	66	9.1	16	3	5.3	587	63	9.3

2024 NATIONAL FOOTBALL LEAGUE

AFC LEADERS IN FIRST DOWNS

RANK	PLAYER	TEAM	POS	TOTAL	RUSH	REC
1	Henry	BAL	RB	97	88	9
2	Chase	CIN	WR	73	2	71
3	C. Brown	CIN	RB	72	49	23
4	Taylor	IND	RB	66	59	7
5	Achane	MIA	RB	63	33	30
6	Mixon	HOU	RB	62	50	12
7t	*Bowers	LV	TE	60	2	58
7t	Cook	BUF	RB	60	46	14
9	Pollard	TEN	RB	59	50	9
10	Wilson	NYJ	WR	58	1	57
11	Harris	PIT	RB	57	46	11
12	T. Hill	MIA	WR	55	2	53
13	Jeudy	CLE	WR	54	0	54
14t	Sutton	DEN	WR	53	0	53
14t	*B. Thomas	JAX	WR	53	3	50
16t	Allen	BUF	QB	52	51	1
16t	Hunt	KC	RB	52	42	10
18t	Hall	NYJ	RB	51	37	14
18t	J. Smith	MIA	TE	51	0	51
20t	Dobbins	LAC	RB	49	43	6
20t	*McConkey	LAC	WR	49	0	49
20t	Meyers	LV	WR	49	1	48
23t	Flowers	BAL	WR	48	1	47
23t	Stevenson	NE	RB	48	40	8
25t	D. Adams	LV-NYJ	WR	45	0	45
25t	Collins	HOU	WR	45	0	45
25t	Higgins	CIN	WR	45	0	45
25t	Kelce	KC	TE	45	0	45
29t	L. Jackson	BAL	QB	44	44	0
29t	Warren	PIT	RB	44	28	16
31	Ridley	TEN	WR	41	3	38
32t	Henry	NE	TE	40	0	40
32t	Williams	DEN	RB	40	28	12
32t	*Worthy	KC	WR	40	4	36
35t	Andrews	BAL	TE	39	3	36
35t	Etienne	JAX	RB	39	28	11
37	Dell	HOU	WR	38	3	35
38t	Bigsby	JAX	RB	37	36	1
38t	*Nix	DEN	QB	37	36	1
38t	Pickens	PIT	WR	37	0	37
41t	Downs	IND	WR	36	1	35
41t	Waddle	MIA	WR	36	0	36
43t	J. Ford	CLE	RB	35	25	10
43t	Hopkins	TEN-KC	WR	35	0	35
43t	Mattison	LV	RB	35	24	11
43t	Shakir	BUF	WR	35	0	35
47	Richardson	IND	QB	33	33	0
48t	Diggs	HOU	WR	32	1	31
48t	Gesicki	CIN	TE	32	0	32
48t	Gibson	NE	RB	32	23	9
48t	Pittman	IND	WR	32	0	32

2024 NATIONAL FOOTBALL LEAGUE

AFC PUNTING YARDS LEADERS

RANK	PLAYER	TEAM	POS	PUNTS	YARDS	LONG	AVG	TB	BLK	DWN	OB	RETURNS		IN20	NET AVG
												TOT	YDS		
1	Stonehouse	TEN	P	68	3472	75	51.1	7	2	4	3	45	646	20	38.4
2	Cole	LV	P	62	3124	71	50.4	7	2	7	10	24	284	25	42.2
3	Baringer	NE	P	67	3375	75	50.4	8	0	8	3	32	406	29	41.9
4	Sanchez	IND	P	64	3182	65	49.7	4	0	2	4	30	390	24	42.4
5	Bojorquez	CLE	P	84	4171	84	49.7	6	0	11	13	37	514	36	42.1
6	Cooke	JAX	P	64	3159	73	49.4	3	0	1	17	25	239	32	44.7
7	*Rehkov	CIN	P	50	2457	80	49.1	5	0	4	2	23	212	24	42.9
8	Araiza	KC	P	57	2782	72	48.8	8	0	7	0	25	253	22	41.6
9	Townsend	HOU	P	72	3458	69	48.0	6	1	13	7	24	121	37	44.1
10	Morstead	NYJ	P	59	2815	75	47.7	7	0	5	6	28	254	18	41.0
11	Bailey	MIA	P	53	2518	64	47.5	5	1	4	14	20	219	21	40.7
12	Martin	BUF	P	50	2360	65	47.2	5	1	6	5	21	187	24	40.6
13	Dixon	DEN	P	75	3509	65	46.8	5	0	11	8	28	247	32	42.2
14	Waitman	PIT	P	60	2802	71	46.7	5	0	7	6	26	167	25	42.3
15	Scott	LAC	P	71	3315	67	46.7	4	0	7	9	28	268	28	41.8
16	Stout	BAL	P	51	2372	70	46.5	4	0	4	7	21	163	21	41.7

2024 NATIONAL FOOTBALL LEAGUE

AFC NET PUNTING YARDS LEADERS

RANK	PLAYER	TEAM	POS	PUNTS	YARDS	LONG	AVG	TB	BLK	DWN	OB	RETURNS		IN20	NET AVG
												TOT	YDS		
1	Cooke	JAX	P	64	3159	73	49.4	3	0	1	17	25	239	32	44.7
2	Townsend	HOU	P	72	3458	69	48.0	6	1	13	7	24	121	37	44.1
3	*Rehkov	CIN	P	50	2457	80	49.1	5	0	4	2	23	212	24	42.9
4	Sanchez	IND	P	64	3182	65	49.7	4	0	2	4	30	390	24	42.4
5	Waitman	PIT	P	60	2802	71	46.7	5	0	7	6	26	167	25	42.3
6	Cole	LV	P	62	3124	71	50.4	7	2	7	10	24	284	25	42.2
7	Dixon	DEN	P	75	3509	65	46.8	5	0	11	8	28	247	32	42.2
8	Bojorquez	CLE	P	84	4171	84	49.7	6	0	11	13	37	514	36	42.1
9	Baringer	NE	P	67	3375	75	50.4	8	0	8	3	32	406	29	41.9
10	Scott	LAC	P	71	3315	67	46.7	4	0	7	9	28	268	28	41.8
11	Stout	BAL	P	51	2372	70	46.5	4	0	4	7	21	163	21	41.7
12	Araiza	KC	P	57	2782	72	48.8	8	0	7	0	25	253	22	41.6
13	Morstead	NYJ	P	59	2815	75	47.7	7	0	5	6	28	254	18	41.0
14	Bailey	MIA	P	53	2518	64	47.5	5	1	4	14	20	219	21	40.7
15	Martin	BUF	P	50	2360	65	47.2	5	1	6	5	21	187	24	40.6
16	Stonehouse	TEN	P	68	3472	75	51.1	7	2	4	3	45	646	20	38.4

2024 NATIONAL FOOTBALL LEAGUE

2024 NATIONAL FOOTBALL LEAGUE

AFC PUNT RETURN LEADERS

RANK	PLAYER	TEAM	POS	RET	FC	YDS	AVG	LONG	TD
1	Mims	DEN	WR	26	21	408	15.7	61	0
2	M. Jones	NE	CB	26	8	386	14.8	62	0
3	*Codrington	BUF	DB	27	7	313	11.6	29	0
4	Austin	PIT	WR	25	15	273	10.9	73t	1
5	Hardman	KC	WR	20	9	203	10.2	55	0
6	Proche	CLE	WR	19	9	172	9.1	18	0
7	Gipson	NYJ	WR	31	15	255	8.2	40	0
8	*Jackson	TEN	WR	28	7	215	7.7	20	0

2024 NATIONAL FOOTBALL LEAGUE

AFC KICKOFF RETURN LEADERS

RANK	PLAYER	TEAM	POS	RET	YDS	AVG	LONG	TD
1	Davis	LAC	WR	19	524	27.6	56	0

2024 NATIONAL FOOTBALL LEAGUE

2024 NATIONAL FOOTBALL LEAGUE

AFC INTERCEPTION LEADERS

RANK	PLAYER	TEAM	POS	INT	YARDS	AVG	LONG	TD
1	Humphrey	BAL	CB	6	37	6.2	37t	1
2t	*Bullock	HOU	SAF	5	96	19.2	68	0
2t	Hooker	TEN	SAF	5	68	13.6	30	0
2t	Jackson	PIT	CB	5	88	17.6	49	0
2t	Stingley	HOU	CB	5	48	9.6	31	0
6t	*Still	LAC	DB	4	85	21.3	61t	1
6t	Stone	CIN	SAF	4	88	22.0	49	1
6t	Surtain	DEN	CB	4	132	33.0	100t	1
9t	*Bishop	PIT	CB	3	46	15.3	41	0
9t	Cross	IND	SAF	3	25	8.3	20	0
9t	*Hicks	KC	SAF	3	50	16.7	47	0
9t	B. Jones	DEN	SAF	3	74	24.7	37	0
9t	Jones	LV	CB	3	53	17.7	29t	1
9t	*Lassiter	HOU	CB	3	9	3.0	9	0
9t	Molden	LAC	CB	3	28	9.3	25	0
9t	Moore	IND	CB	3	28	9.3	12	0
9t	Taylor-Britt	CIN	CB	3	79	26.3	51t	1
18t	Barton	DEN	LB	2	71	35.5	56	0
18t	Benford	BUF	CB	2	30	15.0	24	0
18t	Bernard	BUF	LB	2	1	0.5	1	0
18t	Blackmon	IND	SAF	2	17	8.5	17	0
18t	Conner	KC	DB	2	32	16.0	29	0
18t	Cook	KC	FS	2	0	0.0	0	0
18t	Dodson	SEA-MIA	LB	2	0	0.0	0	0
18t	Echols	NYJ	CB	2	0	0.0	0	0
18t	Franklin	IND	OLB	2	4	2.0	4	0
18t	Gonzalez	NE	CB	2	2	1.0	2	0
18t	Hamlin	BUF	SS	2	19	9.5	19	0
18t	Ingram	BUF	DB	2	56	28.0	31t	1
18t	A. Johnson	BUF	NT	2	9	4.5	5	0
18t	Ta. Johnson	BUF	CB	2	23	11.5	23t	1
18t	Jones	IND	DB	2	5	2.5	5	0
18t	Kohou	MIA	CB	2	2	1.0	2	0
18t	McDuffie	KC	CB	2	0	0.0	0	0
18t	McMillian	DEN	CB	2	44	22.0	44t	1
18t	Moehrig	LV	SAF	2	28	14.0	16	0
18t	Pratt	CIN	LB	2	26	13.0	24	0
18t	Ramsey	MIA	CB	2	7	3.5	7	0
18t	Rapp	BUF	FS	2	5	2.5	5	0
18t	Reid	KC	SS	2	8	4.0	8	0
18t	Spillane	LV	LB	2	0	0.0	0	0
18t	Ward	CLE	CB	2	0	0.0	0	0
18t	Ward	HOU	SAF	2	67	33.5	65t	1
18t	A. Washington	BAL	SAF	2	33	16.5	32	0
18t	Womack	IND	CB	2	4	2.0	4	0
46t	*Abrams-Draine	DEN	CB	1	17	17.0	17	0
46t	T. Adams	NYJ	SS	1	0	0.0	0	0
46t	Awuzie	TEN	CB	1	8	8.0	8	0
46t	Battle	CIN	SAF	1	0	0.0	0	0
46t	Bell	CIN	SS	1	32	32.0	32	0
46t	Benton	PIT	DT	1	11	11.0	11	0
46t	Bolton	KC	LB	1	0	0.0	0	0
46t	Bonitto	DEN	LB	1	71	71.0	71t	1
46t	Brown	JAX	CB	1	0	0.0	0	0
46t	*Brownlee	TEN	DB	1	2	2.0	2	0

2024 NATIONAL FOOTBALL LEAGUE

AFC INTERCEPTION LEADERS

RANK	PLAYER	TEAM	POS	INT	YARDS	AVG	LONG	TD
46t	Chaisson	LV	DE	1	0	0.0	0	0
46t	Cisco	JAX	FS	1	22	22.0	22	0
46t	Davis-Gaither	CIN	LB	1	12	12.0	12	0
46t	Dupree	LAC	OLB	1	0	0.0	0	0
46t	D. Elliott	PIT	DB	1	0	0.0	0	0
46t	Elliss	NE	LB	1	6	6.0	6	0
46t	Fitzpatrick	PIT	FS	1	25	25.0	25	0
46t	Ford	LAC	DT	1	3	3.0	3	0
46t	Fulton	LAC	CB	1	29	29.0	29	0
46t	Gardner	NYJ	CB	1	0	0.0	0	0
46t	Gifford	TEN	LB	1	0	0.0	0	0
46t	Gilman	LAC	SAF	1	18	18.0	18	0
46t	Hamilton	BAL	SAF	1	0	0.0	0	0
46t	*Harper	LV	SAF	1	14	14.0	14	0
46t	Hewitt	HOU	LB	1	45	45.0	45	0
46t	Hilton	CIN	CB	1	0	0.0	0	0
46t	Hobbs	LV	CB	1	35	35.0	35	0
46t	Hubbard	CIN	DE	1	0	0.0	0	0
46t	James	LAC	FS	1	2	2.0	2	0
46t	*J. Jones	JAX	CB	1	0	0.0	0	0
46t	M. Jones	NE	CB	1	35	35.0	35	0
46t	Kazee	PIT	SS	1	5	5.0	5	0
46t	Lewis	BUF	CB	1	0	0.0	0	0
46t	Lloyd	JAX	LB	1	3	3.0	3	0
46t	Mapu	NE	SAF	1	6	6.0	6	0
46t	Maye	MIA-LAC	FS	1	0	0.0	0	0
46t	Mills	NYJ	CB	1	0	0.0	0	0
46t	Moss	DEN	CB	1	0	0.0	0	0
46t	Murray	HOU	SS	1	0	0.0	0	0
46t	Murray	TEN	LB	1	6	6.0	6	0
46t	Newsome	CLE	CB	1	-2	-2.0	-2	0
46t	*Newton	CIN	CB	1	12	12.0	12	0
46t	Ogbah	MIA	OLB	1	0	0.0	0	0
46t	Oluokun	JAX	LB	1	0	0.0	0	0
46t	Owusu-Koramoah	CLE	LB	1	0	0.0	0	0
46t	Peppers	NE	FS	1	0	0.0	0	0
46t	Phillips	DAL-BUF	DT	1	2	2.0	2	0
46t	Pierre	PIT	CB	1	18	18.0	18	0
46t	Pitre	HOU	SAF	1	10	10.0	10	0
46t	Porter	PIT	CB	1	16	16.0	16	0
46t	Reese	TEN	LB	1	2	2.0	2	0
46t	*Roland-Wallace	KC	CB	1	0	0.0	0	0
46t	Savage	JAX	SAF	1	16	16.0	16	0
46t	Sieler	MIA	DE	1	0	0.0	0	0
46t	Singleton	DEN	LB	1	21	21.0	21	0
46t	Smith	BAL	ILB	1	0	0.0	0	0
46t	E. Speed	IND	LB	1	12	12.0	12	0
46t	Tart	LAC	DT	1	4	4.0	4	0
46t	Tavai	NE	OLB	1	0	0.0	0	0
46t	To'oTo'o	HOU	LB	1	0	0.0	0	0
46t	Trice	PIT	CB	1	0	0.0	0	0
46t	Walker	MIA	MLB	1	5	5.0	5	0
46t	*P. Wilson	PIT	LB	1	0	0.0	0	0
46t	Worley	TEN	CB	1	0	0.0	0	0

2024 NATIONAL FOOTBALL LEAGUE

AFC SACK LEADERS

RANK	PLAYER	TEAM	POS	SACKS
1t	Garrett	CLE	DE	14.0
1t	Hendrickson	CIN	DE	14.0
3	Hunter	HOU	DE	12.0
4t	Bonitto	DEN	LB	11.5
4t	Van Noy	BAL	MLB	11.5
4t	Watt	PIT	OLB	11.5
7	Anderson	HOU	DE	11.0
8	McDonald	NYJ	DE	10.0
9t	Cooper	DEN	LB	9.5
9t	Walker	JAX	DE	9.5
11	Oweh	BAL	LB	9.0
12t	Allen	DEN	DE	8.5
12t	Sieler	MIA	DE	8.5
12t	Tuipulotu	LAC	LB	8.5
15t	Ca. Heyward	PIT	DT	8.0
15t	Hines-Allen	JAX	DE	8.0
15t	Karlaftis	KC	DE	8.0
15t	Landry	TEN	LB	8.0
15t	Rousseau	BUF	DE	8.0
20	Crosby	LV	DE	7.5
21	Paye	IND	DE	7.0
22t	Buckner	IND	DT	6.5
22t	Key	TEN	LB	6.5
22t	Madubuike	BAL	DT	6.5
22t	Wharton	KC	DT	6.5
26t	Dupree	LAC	OLB	6.0
26t	Epenesa	BUF	DE	6.0
26t	Franklin-Myers	DEN	DE	6.0
26t	Highsmith	PIT	LB	6.0
26t	Mack	LAC	OLB	6.0
26t	*Robinson	MIA	LB	6.0
26t	Quin. Williams	NYJ	NT	6.0
33	James	LAC	FS	5.5
34t	Bosa	LAC	LB	5.0
34t	Chaisson	LV	DE	5.0
34t	*Ellis	DEN	LB	5.0
34t	Ch. Jones	KC	DT	5.0
34t	Miller	BUF	OLB	5.0
34t	Settle	HOU	DT	5.0
34t	Simmons	TEN	DT	5.0
34t	Tillman	DEN	LB	5.0
34t	White	NE	DE	5.0
34t	Wise	NE	DE	5.0
44t	Clemons	NYJ	DE	4.5
44t	Ni. Herbig	PIT	LB	4.5
44t	Ogbah	MIA	OLB	4.5
44t	Ossai	CIN	DE	4.5
44t	Wilson	LV	DE	4.5
49t	Barnett	HOU	DE	4.0
49t	A. Butler	LV	DT	4.0
49t	C. Campbell	MIA	DE	4.0
49t	*Latu	IND	DE	4.0

2024 NATIONAL FOOTBALL LEAGUE

AFC LEADERS IN FUMBLE RECOVERIES

RANK	PLAYER	TEAM	POS	TOTAL	OWN TEAM	OPP TEAM
1	Richardson	IND	QB	6	6	0
2	L. Jackson	BAL	QB	5	5	0
3t	*Maye	NE	QB	4	4	0
3t	Stevenson	NE	RB	4	4	0
5t	D. Elliott	PIT	DB	3	0	3
5t	Fields	PIT	QB	3	3	0
5t	Herbert	LAC	QB	3	3	0
5t	*Latham	TEN	OT	3	3	0
5t	Levis	TEN	QB	3	3	0
5t	Rodgers	NYJ	QB	3	3	0
5t	Warren	PIT	RB	3	3	0
5t	Williams	BUF	LB	3	0	3
5t	Winston	CLE	QB	3	3	0
14t	Bitonio	CLE	OG	2	2	0
14t	Bolton	KC	LB	2	0	2
14t	Brissett	NE	QB	2	2	0
14t	Brooks	MIA	ILB	2	0	2
14t	Burrow	CIN	QB	2	2	0
14t	Conklin	NYJ	TE	2	2	0
14t	Davis	LAC	WR	2	2	0
14t	Edwards	HOU	DE	2	0	2
14t	Gibson	NE	RB	2	2	0
14t	Ni. Herbig	PIT	LB	2	0	2
14t	*Jackson	TEN	WR	2	2	0
14t	M. Jones	NE	CB	2	1	1
14t	Lammons	IND	DB	2	0	2
14t	Milano	BUF	OLB	2	0	2
14t	Moehrig	LV	SAF	2	0	2
14t	Molden	LAC	CB	2	0	2
14t	*Nix	DEN	QB	2	2	0
14t	*Njongmeta	CIN	LB	2	0	2
14t	Perine	KC	RB	2	1	1
14t	Pratt	CIN	LB	2	0	2
14t	Rudolph	TEN	QB	2	2	0
14t	Simmons	TEN	DT	2	0	2
14t	Skowronek	PIT	WR	2	0	2
14t	Stanley	BAL	OT	2	2	0
14t	Tagovailoa	MIA	QB	2	2	0
14t	Torrence	BUF	OG	2	2	0
14t	Tranquill	KC	LB	2	0	2
14t	Watt	PIT	OLB	2	0	2
14t	Quin. Williams	NYJ	OLB	2	0	2
14t	L. Wilson	CIN	LB	2	0	2
14t	*P. Wilson	PIT	LB	2	0	2
14t	Ru. Wilson	PIT	QB	2	2	0

2024 NATIONAL FOOTBALL LEAGUE

AFC LEADERS IN RECOVERIES OF FUMBLES BY OWN TEAM

RANK	PLAYER	TEAM	POS	REC	YARDS	AVG	LONG	TD
1	Richardson	IND	QB	6	0	0.0	0t	0
2	L. Jackson	BAL	QB	5	-7	-1.4	0t	0
3t	*Maye	NE	QB	4	0	0.0	0t	0
3t	Stevenson	NE	RB	4	0	0.0	0t	0
5t	Fields	PIT	QB	3	0	0.0	0t	0
5t	Herbert	LAC	QB	3	0	0.0	0t	0
5t	*Latham	TEN	OT	3	4	1.3	4	0
5t	Levis	TEN	QB	3	0	0.0	0t	0
5t	Rodgers	NYJ	QB	3	0	0.0	0t	0
5t	Warren	PIT	RB	3	0	0.0	0t	0
5t	Winston	CLE	QB	3	0	0.0	0t	0
12t	Bitonio	CLE	OG	2	0	0.0	0t	0
12t	Brissett	NE	QB	2	0	0.0	0t	0
12t	Burrow	CIN	QB	2	0	0.0	0t	0
12t	Conklin	NYJ	TE	2	-3	-1.5	0t	0
12t	Davis	LAC	WR	2	0	0.0	0t	0
12t	Gibson	NE	RB	2	0	0.0	0t	0
12t	*Jackson	TEN	WR	2	0	0.0	0t	0
12t	*Nix	DEN	QB	2	0	0.0	0t	0
12t	Rudolph	TEN	QB	2	0	0.0	0t	0
12t	Stanley	BAL	OT	2	0	0.0	0t	0
12t	Tagovailoa	MIA	QB	2	0	0.0	0t	0
12t	Torrence	BUF	OG	2	0	0.0	0t	0
12t	Ru. Wilson	PIT	QB	2	0	0.0	0t	0

2024 NATIONAL FOOTBALL LEAGUE

AFC LEADERS IN RECOVERIES OF FUMBLES BY OPPOSING TEAM

RANK	PLAYER	TEAM	POS	REC	YARDS	AVG	LONG	TD
1t	D. Elliott	PIT	DB	3	10	3.3	10	0
1t	Williams	BUF	LB	3	0	0.0	0t	0
3t	Bolton	KC	LB	2	0	0.0	0t	0
3t	Brooks	MIA	ILB	2	23	11.5	12	0
3t	Edwards	HOU	DE	2	0	0.0	0t	0
3t	Ni. Herbig	PIT	LB	2	0	0.0	0t	0
3t	Lammons	IND	DB	2	3	1.5	3	0
3t	Milano	BUF	OLB	2	0	0.0	0t	0
3t	Moehrig	LV	SAF	2	0	0.0	0t	0
3t	Molden	LAC	CB	2	0	0.0	0t	0
3t	*Njongmeta	CIN	LB	2	0	0.0	0t	0
3t	Pratt	CIN	LB	2	9	4.5	9	0
3t	Simmons	TEN	DT	2	0	0.0	0t	0
3t	Skowronek	PIT	WR	2	0	0.0	0t	0
3t	Tranquill	KC	LB	2	3	1.5	3	0
3t	Watt	PIT	OLB	2	0	0.0	0t	0
3t	Quin. Williams	NYJ	OLB	2	15	7.5	15	0
3t	L. Wilson	CIN	LB	2	10	5.0	10	0
3t	*P. Wilson	PIT	LB	2	22	11.0	21t	1
20t	Anderson	HOU	DE	1	0	0.0	0t	0
20t	Anudike-Uzomah	KC	DE	1	0	0.0	0t	0
20t	J. Baker	SEA-TEN	OLB	1	0	0.0	0t	0
20t	Barnett	HOU	DE	1	28	28.0	28t	1
20t	Barton	DEN	LB	1	52	52.0	52t	1
20t	Battle	CIN	SAF	1	60	60.0	60	0
20t	Bell	CIN	SS	1	0	0.0	0t	0
20t	Benford	BUF	CB	1	43	43.0	43	0
20t	Benton	PIT	DT	1	0	0.0	0t	0
20t	Bernard	BUF	LB	1	0	0.0	0t	0
20t	*Bishop	PIT	CB	1	0	0.0	0t	0
20t	Blackmon	IND	SAF	1	0	0.0	0t	0
20t	Bolden	NE	CB	1	0	0.0	0t	0
20t	Bonitto	DEN	LB	1	50	50.0	50t	1
20t	Boyd	HOU	DB	1	0	0.0	0t	0
20t	*Briggs	CLE	DE	1	0	0.0	0t	0
20t	Bryan	IND	DT	1	0	0.0	0t	0
20t	*Bullock	HOU	SAF	1	0	0.0	0t	0
20t	Carlson	SF-NYJ	K	1	0	0.0	0t	0
20t	Carter	NYJ	CB	1	7	7.0	7	0
20t	Chestnut	TEN	RB	1	0	0.0	0t	0
20t	Clark	NYJ	FS	1	0	0.0	0t	0
20t	Conner	KC	DB	1	38	38.0	38t	1
20t	Delpit	CLE	SAF	1	0	0.0	0t	0
20t	Echols	NYJ	CB	1	0	0.0	0t	0
20t	Elam	BUF	CB	1	0	0.0	0t	0
20t	Elliss	NE	LB	1	0	0.0	0t	0
20t	Emerson	CLE	CB	1	2	2.0	2	0
20t	Fuller	MIA	CB	1	1	1.0	1	0
20t	Garrett	CLE	DE	1	0	0.0	0t	0
20t	Gonzalez	NE	CB	1	63	63.0	63t	1
20t	Hamilton	BAL	SAF	1	8	8.0	8	0
20t	Hamlin	BUF	SS	1	0	0.0	0t	0
20t	Hand	MIA	DE	1	0	0.0	0t	0
20t	*Harper	LV	SAF	1	0	0.0	0t	0
20t	Hawkins	NE	SAF	1	0	0.0	0t	0

2024 NATIONAL FOOTBALL LEAGUE

AFC LEADERS IN RECOVERIES OF FUMBLES BY OPPOSING TEAM

RANK	PLAYER	TEAM	POS	REC	YARDS	AVG	LONG	TD
20t	Hickman	CLE	SAF	1	0	0.0	0t	0
20t	Hines-Allen	JAX	DE	1	13	13.0	13	0
20t	Hollins	BUF	WR	1	0	0.0	0t	0
20t	Jackson	PIT	CB	1	-1	-1.0	-1	0
20t	James	LAC	FS	1	0	0.0	0t	0
20t	Ta. Johnson	BUF	CB	1	0	0.0	0t	1
20t	B. Jones	DEN	SAF	1	34	34.0	34	0
20t	D. Jones	DEN	DT	1	0	0.0	0t	0
20t	M. Jones	NE	CB	1	17	17.0	17	0
20t	Key	TEN	LB	1	0	0.0	0t	0
20t	Kinlaw	NYJ	DE	1	4	4.0	4	0
20t	Kohou	MIA	CB	1	0	0.0	0t	0
20t	*Latu	IND	DE	1	0	0.0	0t	0
20t	Mack	LAC	OLB	1	22	22.0	22	0
20t	McDonald	NYJ	DE	1	0	0.0	0t	0
20t	McLeod	CLE	FS	1	25	25.0	25t	1
20t	Moore	IND	CB	1	38	38.0	38t	1
20t	Moss	DEN	CB	1	0	0.0	0t	0
20t	Odeyingbo	IND	DE	1	0	0.0	0t	0
20t	Olubi	IND	LB	1	18	18.0	18	0
20t	Perine	KC	RB	1	0	0.0	0t	0
20t	Queen	PIT	LB	1	0	0.0	0t	0
20t	*Reid	CLE	LB	1	0	0.0	0t	0
20t	Roach	DEN	DT	1	0	0.0	0t	0
20t	Rousseau	BUF	DE	1	0	0.0	0t	0
20t	Settle	HOU	DT	1	2	2.0	2	0
20t	Sieler	MIA	DE	1	0	0.0	0t	0
20t	Simpson	BAL	LB	1	0	0.0	0t	0
20t	Skinner	DEN	SAF	1	0	0.0	0t	0
20t	Smith	BAL	ILB	1	0	0.0	0t	0
20t	Spector	BUF	LB	1	0	0.0	0t	0
20t	Stewart	IND	DT	1	0	0.0	0t	0
20t	Stewart	HOU	SAF	1	0	0.0	0t	0
20t	Stone	CIN	SAF	1	6	6.0	6	0
20t	Surtain	DEN	CB	1	0	0.0	0t	0
20t	*Sweat	TEN	DT	1	30	30.0	30	0
20t	Tart	LAC	DT	1	0	0.0	0t	0
20t	Taylor	LAC	CB	1	0	0.0	0t	0
20t	D. Thomas	JAX	SAF	1	0	0.0	0t	0
20t	Thomas	DET-CIN	LB	1	0	0.0	0t	0
20t	Toohill	BUF	DE	1	0	0.0	0t	0
20t	Van Noy	BAL	MLB	1	0	0.0	0t	0
20t	Virgil	BUF	WR	1	0	0.0	0t	0
20t	Walker	JAX	DE	1	35	35.0	35t	1
20t	Ward	CLE	CB	1	0	0.0	0t	0
20t	M. Williams	BAL	FS	1	0	0.0	0t	0

2024 NATIONAL FOOTBALL LEAGUE

NFC LEADING PASSERS

RANK	PLAYER	TEAM	ATT	COMP	COMP%	YDS	YPA	TD	TD%	LONG	INT	INT%	RATING
1	Goff	DET	506	363	71.7%	4398	8.69	36	7.1%	82t	10	2.0%	113.6
2	Mayfield	TB	538	386	71.7%	4279	7.95	39	7.2%	57t	15	2.8%	107.6
3	Darnold	MIN	504	343	68.1%	4153	8.24	35	6.9%	97t	12	2.4%	106.4
4	Hurts	PHI	361	248	68.7%	2903	8.04	18	5.0%	67t	5	1.4%	103.7
5	*Daniels	WAS	468	325	69.4%	3530	7.54	25	5.3%	86t	9	1.9%	101.2
6	Love	GB	413	261	63.2%	3320	8.04	25	6.1%	70t	11	2.7%	97.3
7	Purdy	SF	455	300	65.9%	3864	8.49	20	4.4%	76t	12	2.6%	96.1
8	Stafford	LAR	517	340	65.8%	3762	7.28	20	3.9%	69t	8	1.5%	93.7
9	K. Murray	ARI	506	347	68.6%	3609	7.13	17	3.4%	60t	11	2.2%	91.1
10	G. Smith	SEA	551	387	70.2%	4097	7.44	17	3.1%	71t	15	2.7%	90.5
11	Cousins	ATL	453	303	66.9%	3508	7.74	18	4.0%	60	16	3.5%	88.6
12	*Ca. Williams	CHI	533	330	61.9%	3393	6.37	19	3.6%	47	6	1.1%	87.4
13	Rush	DAL	308	187	60.7%	1844	5.99	12	3.9%	64t	5	1.6%	83.8
14	D. Jones	NYG-MIN	341	216	63.3%	2070	6.07	8	2.3%	43	7	2.1%	79.4
15	Young	CAR	350	209	59.7%	2152	6.15	12	3.4%	83t	9	2.6%	78.2

2024 NATIONAL FOOTBALL LEAGUE

NFC LEADING PASSERS, RANKS

PLAYER	TEAM	ATT	COMP	COMP%	YDS	YPA	TD	TD%	INT	INT%	RATING
Goff	DET	5t	3	2	1	1	2	2	8	6	1
Mayfield	TB	2	2	1	2	6	1	1	13t	14	2
Darnold	MIN	7	5	7	3	3	3	3	11t	9	3
Hurts	PHI	12	12	5	12	4	9t	6	1t	2	4
*Daniels	WAS	8	8	4	8	8	4t	5	6t	5	5
Love	GB	11	11	12	11	5	4t	4	9t	12	6
Purdy	SF	9	10	9	5	2	6t	7	11t	11	7
Stafford	LAR	4	6	10	6	10	6t	10	5	3	8
K. Murray	ARI	5t	4	6	7	11	11t	13	9t	8	9
G. Smith	SEA	1	1	3	4	9	11t	14	13t	13	10
Cousins	ATL	10	9	8	9	7	9t	8	15	15	11
*Ca. Williams	CHI	3	7	13	10	12	8	11	3	1	12
Rush	DAL	15	16	14	17	15	14t	9	1t	4	13
D. Jones	NYG-MIN	14	13	11	15	14	17	15	4	7	14
Young	CAR	13	14	15	13	13	14t	12	6t	10	15

2024 NATIONAL FOOTBALL LEAGUE

NFC FOURTH-QUARTER PASSING LEADERS

RANK	PLAYER	TEAM	ATT	COMP	COMP%	YDS	YPA	TD	TD%	INT	INT%	RATING
1	*Daniels	WAS	135	96	71.1%	1111	8.23	11	8.1%	3	2.2%	113.5
2	Mayfield	TB	135	96	71.1%	1009	7.47	11	8.1%	2	1.5%	113.5
3	Love	GB	104	65	62.5%	968	9.31	6	5.8%	1	1.0%	108.2
4	Stafford	LAR	143	98	68.5%	1079	7.55	8	5.6%	1	0.7%	106.4
5	Hurts	PHI	74	54	73.0%	674	9.11	3	4.1%	2	2.7%	103.1
6	Darnold	MIN	105	63	60.0%	884	8.42	6	5.7%	2	1.9%	98.3
7	Goff	DET	130	84	64.6%	931	7.16	7	5.4%	2	1.5%	97.3
8	*Ca. Williams	CHI	168	107	63.7%	1020	6.07	9	5.4%	2	1.2%	93.4
9	Carr	NO	63	38	60.3%	405	6.43	5	7.9%	2	3.2%	92.4
10	Prescott	DAL	75	41	54.7%	486	6.48	6	8.0%	3	4.0%	84.6
11	Purdy	SF	118	82	69.5%	957	8.11	4	3.4%	6	5.1%	83.9
12	G. Smith	SEA	159	110	69.2%	1033	6.50	5	3.1%	6	3.8%	81.6
13	Lock	NYG	69	39	56.5%	491	7.12	1	1.4%	1	1.4%	77.6
14	K. Murray	ARI	142	95	66.9%	998	7.03	1	0.7%	5	3.5%	74.8
15	Young	CAR	120	71	59.2%	660	5.50	3	2.5%	3	2.5%	72.2
16	Rush	DAL	93	52	55.9%	424	4.56	2	2.2%	1	1.1%	70.4
17	D. Jones	NYG-MIN	119	68	57.1%	606	5.09	2	1.7%	4	3.4%	62.5
18	Cousins	ATL	119	73	61.3%	737	6.19	2	1.7%	8	6.7%	56.6
19	*Rattler	NO	74	38	51.4%	302	4.08	1	1.4%	4	5.4%	43.9

2024 NATIONAL FOOTBALL LEAGUE

NFC THIRD-DOWN PASSING LEADERS

RANK	PLAYER	TEAM	ATT	COMP	COMP%	YDS	YPA	TD	TD%	INT	INT%	RATING
1	Goff	DET	120	80	66.7%	1026	8.55	13	10.8%	0	0.0%	129.4
2	Carr	NO	79	51	64.6%	639	8.09	6	7.6%	1	1.3%	109.6
3	Mayfield	TB	130	87	66.9%	1086	8.35	11	8.5%	5	3.8%	104.8
4	*Daniels	WAS	121	74	61.2%	889	7.35	10	8.3%	2	1.7%	104.3
5	Purdy	SF	121	73	60.3%	886	7.32	8	6.6%	2	1.7%	98.0
6	Cousins	ATL	116	73	62.9%	858	7.40	5	4.3%	1	0.9%	96.1
7	Darnold	MIN	137	80	58.4%	974	7.11	9	6.6%	3	2.2%	93.1
8	Hurts	PHI	95	59	62.1%	782	8.23	5	5.3%	3	3.2%	92.5
9	Love	GB	107	57	53.3%	674	6.30	11	10.3%	4	3.7%	91.4
10	K. Murray	ARI	106	65	61.3%	690	6.51	4	3.8%	2	1.9%	85.0
11	D. Jones	NYG-MIN	92	59	64.1%	586	6.37	3	3.3%	2	2.2%	83.9
12	Rush	DAL	80	41	51.3%	547	6.84	5	6.3%	3	3.8%	78.5
13	*Ca. Williams	CHI	138	75	54.3%	771	5.59	5	3.6%	3	2.2%	73.7
14	Stafford	LAR	120	66	55.0%	687	5.73	4	3.3%	3	2.5%	72.5
15	G. Smith	SEA	136	83	61.0%	936	6.88	4	2.9%	7	5.1%	70.0
16	Young	CAR	99	53	53.5%	596	6.02	4	4.0%	4	4.0%	68.4

2024 NATIONAL FOOTBALL LEAGUE

NFC LEADING RUSHERS

RANK	PLAYER	TEAM	ATT	YDS	AVG	LONG	TD
1	Barkley	PHI	345	2005	5.8	72t	13
2	K. Williams	LAR	316	1299	4.1	30	14
3	Robinson	ATL	276	1286	4.7	37t	12
4	Jacobs	GB	295	1285	4.4	38t	14
5	Gibbs	DET	227	1273	5.6	70t	13
6	Hubbard	CAR	250	1195	4.8	38t	10
7	Conner	ARI	236	1094	4.6	53	8
8	A. Jones	MIN	245	1093	4.5	41	5
9	*Irving	TB	188	1033	5.5	56	7
10	Dowdle	DAL	213	1007	4.7	27	1
11	Kamara	NO	228	950	4.2	24	6
12	Swift	CHI	233	894	3.8	56t	5
13	*Daniels (QB)	WAS	144	864	6.0	46	6
14t	Mason	SF	153	789	5.2	38	3
14t	Robinson	WAS	182	789	4.3	40t	8
16	*Tracy	NYG	178	780	4.4	45t	5
17	Montgomery	DET	185	775	4.2	21	12
18	Hurts (QB)	PHI	150	630	4.2	35	14
19	White	TB	144	613	4.3	56	3
20	Allgeier	ATL	128	592	4.6	25	3
21	Walker	SEA	153	573	3.7	28	7
22	K. Murray (QB)	ARI	75	550	7.3	50t	5
23	Charbonnet	SEA	121	510	4.2	51t	8
24	*Ca. Williams (QB)	CHI	78	479	6.1	24	0
25	Em. Wilson	GB	89	429	4.8	19	3
26t	*Guerendo	SF	82	415	5.1	76	4
26t	Singletary	NYG	106	415	3.9	43	4
28	Akers	HOU-MIN	98	379	3.9	25	2
29	Ekeler	WAS	74	355	4.8	50	4
30	Purdy (QB)	SF	66	323	4.9	16	5
31	Mayfield (QB)	TB	51	310	6.1	21	3
32	Tucker	TB	48	292	6.1	36	2
33	*Benson	ARI	63	291	4.6	20	1
34	Hill (TE)	NO	39	278	7.1	75t	6
35	Gainwell	PHI	64	276	4.3	20	1
36	D. Jones (QB)	NYG-MIN	67	265	4.0	24	2
37	McNichols	WAS	55	261	4.7	28	4
38	G. Smith (QB)	SEA	51	258	5.1	34t	2
39	Elliott	DAL	74	226	3.1	11	3
40	Young (QB)	CAR	38	225	5.9	34	4
41	Demercado	ARI	24	223	9.3	53t	1
42t	Darnold (QB)	MIN	64	202	3.2	19	1
42t	McCaffrey	SF	50	202	4.0	19	0
44	*Corum	LAR	56	197	3.5	12	0
45	Chandler	MIN	56	182	3.3	25	0
46	Rodriguez	WAS	35	173	4.9	25	2
47	Reed (WR)	GB	17	160	9.4	33t	1
48	Williams	NO	40	149	3.7	14t	1
49	Miller	NO	39	148	3.8	17	1
50	R. Johnson	CHI	53	147	2.8	9	6

2024 NATIONAL FOOTBALL LEAGUE

NFC THIRD-AND-ONE RUSHING LEADERS

RANK	PLAYER	TEAM	ATT	FD	PCT
1t	D. Jones (QB)	NYG-MIN	8	8	100.0%
1t	Charbonnet	SEA	7	7	100.0%
1t	Darnold (QB)	MIN	7	7	100.0%
1t	*Daniels (QB)	WAS	6	6	100.0%
1t	R. Johnson	CHI	5	5	100.0%
1t	*Irving	TB	4	4	100.0%
1t	Stafford (QB)	LAR	4	4	100.0%
1t	Swift	CHI	4	4	100.0%
1t	Em. Wilson	GB	4	4	100.0%
10	K. Williams	LAR	13	12	92.3%
11	Robinson	ATL	8	7	87.5%
12	Purdy (QB)	SF	6	5	83.3%
13	Robinson	WAS	11	9	81.8%
14t	Hubbard	CAR	10	8	80.0%
14t	Elliott	DAL	5	4	80.0%
16	Conner	ARI	9	7	77.8%
17	Hurts (QB)	PHI	20	15	75.0%
18	White	TB	7	5	71.4%
19	Jacobs	GB	10	7	70.0%
20	Allgeier	ATL	10	6	60.0%
21	Kamara	NO	7	4	57.1%
22	Montgomery	DET	11	6	54.5%
23	A. Jones	MIN	8	4	50.0%

2024 NATIONAL FOOTBALL LEAGUE

NFC LEADERS IN RECEPTIONS

RANK	PLAYER	TEAM	REC	YDS	AVG	LONG	TD
1	St. Brown	DET	109	1186	10.9	66t	12
2t	*Nabers	NYG	104	1140	11.0	59t	6
2t	McBride (TE)	ARI	104	1081	10.4	37	1
4	Lamb	DAL	101	1194	11.8	65t	6
5	Jefferson	MIN	100	1479	14.8	97t	10
6	Smith-Njigba	SEA	96	1121	11.7	46	6
7	D. London	ATL	90	1084	12.0	31	7
8	D. Moore	CHI	89	880	9.9	44	5
9	Robinson	NYG	83	656	7.9	35	3
10	Nacua	LAR	79	990	12.5	51	3
11	Kittle (TE)	SF	76	1079	14.2	43	8
12	McLaurin	WAS	74	1034	14.0	86t	12
13	Jennings	SF	70	923	13.2	45	6
14t	D. Smith	PHI	68	833	12.3	49	8
14t	Kamara (RB)	NO	68	543	8.0	57t	2
16t	A. Brown	PHI	67	1079	16.1	67t	7
16t	Allen	CHI	67	719	10.7	45t	7
16t	Kupp	LAR	67	710	10.6	69t	6
19	Evans	TB	65	915	14.1	57t	11
20	Mooney	ATL	64	992	15.5	49	5
21	Metcalf	SEA	63	939	14.9	71t	4
22	Addison	MIN	62	875	14.1	69	9
23	Ertz (TE)	WAS	61	610	10.0	37	6
24t	Otton (TE)	TB	59	600	10.2	44	4
24t	Robinson (RB)	ATL	59	428	7.3	29	1
26	McCloud	ATL	58	620	10.7	60	1
27t	*Harrison	ARI	57	822	14.4	60t	7
27t	Ferguson (TE)	DAL	57	482	8.5	27	0
29t	Reed	GB	53	809	15.3	70t	6
29t	LaPorta (TE)	DET	53	663	12.5	52t	7
31t	Ja. Williams	DET	52	967	18.6	82t	7
31t	*Odunze	CHI	52	716	13.8	47	3
33t	Samuel	SF	51	670	13.1	76t	3
33t	White (RB)	TB	51	393	7.7	32	6
35	Godwin	TB	50	576	11.5	55t	5
36t	Lockett	SEA	47	572	12.2	37	2
36t	Mi. Wilson	ARI	47	548	11.7	41t	4
36t	Gibbs (RB)	DET	47	486	10.3	54	3
36t	Conner (RB)	ARI	47	414	8.8	44	1
40t	Kraft (TE)	GB	46	671	14.6	67	7
40t	Doubs	GB	46	601	13.1	39	4
40t	*Legette	CAR	46	467	10.2	35	4
40t	A. Jones (RB)	MIN	46	378	8.2	25	2
40t	Walker (RB)	SEA	46	299	6.5	21	1
45t	Pitts (TE)	ATL	45	587	13.0	52	4
45t	Tolbert	DAL	45	512	11.4	48	7
45t	Kmet (TE)	CHI	45	471	10.5	31t	4
45t	*Irving (RB)	TB	45	397	8.8	42	0
49	Johnson (TE)	NO	44	468	10.6	30	3
50t	Thielen	CAR	43	571	13.3	40t	5
50t	Zaccheaus	WAS	43	455	10.6	49t	3
50t	N. Fant (TE)	SEA	43	437	10.2	28	0
50t	Hubbard (RB)	CAR	43	171	4.0	20	1

2024 NATIONAL FOOTBALL LEAGUE

NFC RECEIVING YARDAGE LEADERS

RANK	PLAYER	TEAM	YDS	REC	AVG	LONG	TD
1	Jefferson	MIN	1479	100	14.8	97t	10
2	Lamb	DAL	1194	101	11.8	65t	6
3	St. Brown	DET	1186	109	10.9	66t	12
4	*Nabers	NYG	1140	104	11.0	59t	6
5	Smith-Njigba	SEA	1121	96	11.7	46	6
6	D. London	ATL	1084	90	12.0	31	7
7	McBride (TE)	ARI	1081	104	10.4	37	1
8t	A. Brown	PHI	1079	67	16.1	67t	7
8t	Kittle (TE)	SF	1079	76	14.2	43	8
10	McLaurin	WAS	1034	74	14.0	86t	12
11	Mooney	ATL	992	64	15.5	49	5
12	Nacua	LAR	990	79	12.5	51	3
13	Ja. Williams	DET	967	52	18.6	82t	7
14	Metcalf	SEA	939	63	14.9	71t	4
15	Jennings	SF	923	70	13.2	45	6
16	Evans	TB	915	65	14.1	57t	11
17	D. Moore	CHI	880	89	9.9	44	5
18	Addison	MIN	875	62	14.1	69	9
19	D. Smith	PHI	833	68	12.3	49	8
20	*Harrison	ARI	822	57	14.4	60t	7
21	Reed	GB	809	53	15.3	70t	6
22	Allen	CHI	719	67	10.7	45t	7
23	*Odunze	CHI	716	52	13.8	47	3
24	Kupp	LAR	710	67	10.6	69t	6
25	Kraft (TE)	GB	671	46	14.6	67	7
26	Samuel	SF	670	51	13.1	76t	3
27	LaPorta (TE)	DET	663	53	12.5	52t	7
28	Robinson	NYG	656	83	7.9	35	3
29t	McCloud	ATL	620	58	10.7	60	1
29t	Watson	GB	620	29	21.4	60	2
31	Ertz (TE)	WAS	610	61	10.0	37	6
32	Doubs	GB	601	46	13.1	39	4
33	Otton (TE)	TB	600	59	10.2	44	4
34	Pitts (TE)	ATL	587	45	13.0	52	4
35	Godwin	TB	576	50	11.5	55t	5
36	Slayton	NYG	573	39	14.7	43	2
37	Lockett	SEA	572	47	12.2	37	2
38	Thielen	CAR	571	43	13.3	40t	5
39	Mi. Wilson	ARI	548	47	11.7	41t	4
40	Kamara (RB)	NO	543	68	8.0	57t	2
41	Atwell	LAR	525	37	14.2	50	0
42	Tolbert	DAL	512	45	11.4	48	7
43	Gibbs (RB)	DET	486	47	10.3	54	3
44	Ferguson (TE)	DAL	482	57	8.5	27	0
45	Kmet (TE)	CHI	471	45	10.5	31t	4
46	Johnson (TE)	NO	468	44	10.6	30	3
47	*Legette	CAR	467	46	10.2	35	4
48	Zaccheaus	WAS	455	43	10.6	49t	3
49	N. Brown	WAS	453	35	12.9	52t	1
50	Hockenson (TE)	MIN	446	39	11.4	34	0

2024 NATIONAL FOOTBALL LEAGUE

NFC THIRD-DOWN RECEIVING LEADERS

RANK	PLAYER	TEAM	REC	YDS	AVG	LONG	TD
1	Robinson	NYG	32	292	9.1	35	2
2	St. Brown	DET	30	400	13.3	66t	5
3t	Smith-Njigba	SEA	23	285	12.4	25	1
3t	Jennings	SF	23	245	10.7	31t	3
5t	*Nabers	NYG	22	294	13.4	39	3
5t	Kittle (TE)	SF	22	253	11.5	41	5
7t	Jefferson	MIN	20	326	16.3	52t	5
7t	Lamb	DAL	20	261	13.1	52	1
9t	McLaurin	WAS	19	339	17.8	66	5
9t	McBride (TE)	ARI	19	238	12.5	29	0
9t	D. London	ATL	19	224	11.8	20	3
12	A. Brown	PHI	18	273	15.2	28	3
13t	Mooney	ATL	17	275	16.2	49	2
13t	Doubs	GB	17	252	14.8	39	3
13t	Nacua	LAR	17	195	11.5	21	1
16t	Godwin	TB	16	197	12.3	24	0
16t	D. Moore	CHI	16	180	11.3	31t	2
16t	Otton (TE)	TB	16	164	10.3	29	2
16t	Allen	CHI	16	162	10.1	25	1
16t	Kupp	LAR	16	140	8.8	27	1
21t	McCloud	ATL	15	176	11.7	27	0
21t	Addison	MIN	15	158	10.5	25	1
23t	Metcalf	SEA	14	220	15.7	31t	1
23t	Slayton	NYG	14	192	13.7	36	1
23t	D. Smith	PHI	14	171	12.2	27	3
23t	Hockenson (TE)	MIN	14	142	10.1	34	0
23t	Pitts (TE)	ATL	14	133	9.5	23	0
23t	Ertz (TE)	WAS	14	128	9.1	21	3
23t	Charbonnet (RB)	SEA	14	92	6.6	16	0
30t	Ja. Williams	DET	13	268	20.6	52t	4
30t	Reed	GB	13	191	14.7	70t	4
30t	*Odunze	CHI	13	189	14.5	44	1
30t	White (RB)	TB	13	104	8.0	22	0
30t	Ferguson (TE)	DAL	13	94	7.2	24	0
30t	Kmet (TE)	CHI	13	86	6.6	25	1
36t	Samuel	SF	12	187	15.6	47	1
36t	Evans	TB	12	186	15.5	35t	2
36t	Lockett	SEA	12	166	13.8	37	1
36t	Thielen	CAR	12	166	13.8	36	1
36t	Dortch	ARI	12	130	10.8	39	0
36t	Wicks	GB	12	97	8.1	18	3
42t	*Legette	CAR	11	121	11.0	31	1
42t	Zaccheaus	WAS	11	113	10.3	27	1
42t	Cooks	DAL	11	101	9.2	22	2
42t	LaPorta (TE)	DET	11	90	8.2	13	1
42t	M. Sanders (RB)	CAR	11	53	4.8	12	0
47t	Tolbert	DAL	10	192	19.2	48	1
47t	Goedert (TE)	PHI	10	185	18.5	61	0
47t	Robinson (RB)	ATL	10	107	10.7	26	0
47t	Parkinson (TE)	LAR	10	99	9.9	15	0
47t	Mi. Wilson	ARI	10	78	7.8	30	2
47t	Kamara (RB)	NO	10	71	7.1	20	0

2024 NATIONAL FOOTBALL LEAGUE

NFC LEADING SCORERS (NON-KICKING)

RANK	PLAYER	TEAM	POS	TOUCHDOWNS				X2	PTS
				TOTAL	RUSH	REC	RET		
1t	Barkley	PHI	RB	15	13	2	0	3	96
1t	Gibbs	DET	RB	16	13	3	0	0	96
1t	K. Williams	LAR	RB	16	14	2	0	0	96
4	Jacobs	GB	RB	15	14	1	0	0	90
5	Hurts	PHI	QB	14	14	0	0	0	84
6	Robinson	ATL	RB	13	12	1	0	1	80
7t	McLaurin	WAS	WR	12	0	12	0	0	72
7t	Montgomery	DET	RB	12	12	0	0	0	72
7t	St. Brown	DET	WR	12	0	12	0	0	72
10	Hubbard	CAR	RB	11	10	1	0	1	68
11	Evans	TB	WR	11	0	11	0	0	66
12t	Addison	MIN	WR	10	1	9	0	0	60
12t	Jefferson	MIN	WR	10	0	10	0	0	60
14	Conner	ARI	RB	9	8	1	0	2	58
15t	Charbonnet	SEA	RB	9	8	1	0	0	54
15t	White	TB	RB	9	3	6	0	0	54
17t	Kamara	NO	RB	8	6	2	0	0	48
17t	Kittle	SF	TE	8	0	8	0	0	48
17t	Robinson	WAS	RB	8	8	0	0	0	48
17t	D. Smith	PHI	WR	8	0	8	0	0	48
17t	Walker	SEA	RB	8	7	1	0	0	48
17t	Ja. Williams	DET	WR	8	1	7	0	0	48
23	Kraft	GB	TE	7	0	7	0	1	44
24t	Allen	CHI	WR	7	0	7	0	0	42
24t	A. Brown	PHI	WR	7	0	7	0	0	42
24t	*Harrison	ARI	WR	7	0	7	0	0	42
24t	*Irving	TB	RB	7	7	0	0	0	42
24t	A. Jones	MIN	RB	7	5	2	0	0	42
24t	LaPorta	DET	TE	7	0	7	0	0	42
24t	D. London	ATL	WR	7	0	7	0	0	42
24t	*McMillan	TB	WR	7	0	7	0	0	42
24t	Reed	GB	WR	7	1	6	0	0	42
24t	Robinson	LAR	WR	7	0	7	0	0	42
24t	Tolbert	DAL	WR	7	0	7	0	0	42
35	Ertz	WAS	TE	6	0	6	0	2	40
36t	*Daniels	WAS	QB	6	6	0	0	1	38
36t	Lamb	DAL	WR	6	0	6	0	1	38
36t	*Nabers	NYG	WR	6	0	6	0	1	38
39t	Hill	NO	TE	6	6	0	0	0	36
39t	Jennings	SF	WR	6	0	6	0	0	36
39t	R. Johnson	CHI	RB	6	6	0	0	0	36
39t	Kupp	LAR	WR	6	0	6	0	0	36
39t	Nailor	MIN	WR	6	0	6	0	0	36
39t	Smith-Njigba	SEA	WR	6	0	6	0	0	36
39t	*Tracy	NYG	RB	6	5	1	0	0	36
46t	D. Moore	CHI	WR	5	0	5	0	1	32

2024 NATIONAL FOOTBALL LEAGUE

NFC LEADING SCORERS (NON-KICKING)

RANK	PLAYER	TEAM	POS	TOUCHDOWNS				X2	PTS
				TOTAL	RUSH	REC	RET		
46t	K. Murray	ARI	QB	5	5	0	0	1	32
46t	Swift	CHI	RB	5	5	0	0	1	32
49t	Akers	HOU-MIN	RB	5	2	3	0	0	30
49t	Godwin	TB	WR	5	0	5	0	0	30
49t	Mooney	ATL	WR	5	0	5	0	0	30
49t	Moreau	NO	TE	5	0	5	0	0	30
49t	Purdy	SF	QB	5	5	0	0	0	30
49t	Thielen	CAR	WR	5	0	5	0	0	30
49t	Wicks	GB	WR	5	0	5	0	0	30

2024 NATIONAL FOOTBALL LEAGUE

NFC LEADING SCORERS (KICKING)

RANK	PLAYER	TEAM	PAT	FG	FG%	LONG	PTS
1	Aubrey	DAL	29/29	36/43	83.7%	65	137
2t	Bates	DET	60/63	25/28	89.3%	58	135
2t	McLaughlin	TB	51/53	28/30	93.3%	56	135
4	Elliott	PHI	45/46	26/33	78.8%	50	123
5	Myers	SEA	34/37	25/29	86.2%	59	109
6	*Karty	LAR	31/35	25/30	83.3%	55	106
7	Seibert	WAS	22/24	27/30	90.0%	55	103
8t	Koo	ATL	26/26	25/34	73.5%	58	101
8t	*Reichard	MIN	38/38	21/26	80.8%	58	101
10t	Grupe	NO	30/32	23/27	85.2%	57	99
10t	Ryland	ARI	21/22	26/30	86.7%	58	99
12	Moody	SF	29/30	23/32	71.9%	53	98
13	Pineiro	CAR	28/30	21/25	84.0%	53	91
14	Santos	CHI	22/23	20/24	83.3%	54	82
15	McManus	GB	29/29	17/18	94.4%	55	80
16	Gano	NYG	14/14	7/9	77.8%	50	35
17	Gonzalez	WAS	17/17	4/6	66.7%	48	29
18	Prater	ARI	10/10	6/6	100.0%	57	28
19	Patterson	NYJ-CLE-ATL	11/11	3/5	60.0%	52	20
20	*McAtamney	NYG	1/1	1/1	100.0%	31	4
21	Wishnowsky	SF	0/0	1/1	100.0%	26	3
22	Gillan	NYG	0/1	0/0	---	---	0

2024 NATIONAL FOOTBALL LEAGUE

2024 NATIONAL FOOTBALL LEAGUE

NFC TOUCHBACKS ON KICKOFFS

RANK	PLAYER	TEAM	TB
1	Bates	DET	80
2	Evans	LAR	61
3	Reichard	MIN	59
4	Mann	PHI	56
5	Pinion	ATL	50
6	Ryland	ARI	47
7	Moody	SF	44
8	Myers	SEA	43
9t	Aubrey	DAL	38
9t	Gill	TB	38
9t	Santos	CHI	38
12	Pineiro	CAR	29
13	McManus	GB	25
14	Gano	NYG	23
15t	Camarda	TB	18
15t	Grupe	NO	18
17	Prater	ARI	17
18	Seibert	WAS	14
19	Browning	TB	13
20t	Elliott	PHI	6
20t	Gonzalez	WAS	6
22t	Karty	LAR	5
22t	Koo	ATL	5
22t	McLaughlin	TB	5
25	McAtamney	NYG	4
26t	Gillan	NYG	2
26t	Patterson	NYJ-CLE-ATL	2

2024 NATIONAL FOOTBALL LEAGUE

NFC MOST YARDS FROM SCRIMMAGE

RANK	PLAYER	TEAM	POS	TOTAL			RUSHING			RECEIVING		
				YDS	PLAYS	AVG	YDS	ATT	AVG	YDS	ATT	AVG
1	Barkley	PHI	RB	2283	378	6.0	2005	345	5.8	278	33	8.4
2	Gibbs	DET	RB	1759	274	6.4	1273	227	5.6	486	47	10.3
3	Robinson	ATL	RB	1714	335	5.1	1286	276	4.7	428	59	7.3
4	Jacobs	GB	RB	1625	330	4.9	1285	295	4.4	340	35	9.7
5	Conner	ARI	RB	1508	283	5.3	1094	236	4.6	414	47	8.8
6	Kamara	NO	RB	1493	296	5.0	950	228	4.2	543	68	8.0
7	Jefferson	MIN	WR	1482	101	14.7	3	1	3.0	1479	100	14.8
8	K. Williams	LAR	RB	1481	350	4.2	1299	316	4.1	182	34	5.4
9	A. Jones	MIN	RB	1471	291	5.1	1093	245	4.5	378	46	8.2
10	*Irving	TB	RB	1430	233	6.1	1033	188	5.5	397	45	8.8
11	Hubbard	CAR	RB	1366	293	4.7	1195	250	4.8	171	43	4.0
12	Swift	CHI	RB	1280	275	4.7	894	233	3.8	386	42	9.2
13	Lamb	DAL	WR	1264	115	11.0	70	14	5.0	1194	101	11.8
14	Dowdle	DAL	RB	1244	250	5.0	1007	213	4.7	237	37	6.4
15	St. Brown	DET	WR	1192	111	10.7	6	2	3.0	1186	109	10.9
16	Smith-Njigba	SEA	WR	1143	100	11.4	22	4	5.5	1121	96	11.7
17	*Nabers	NYG	WR	1142	109	10.5	2	5	0.4	1140	104	11.0
18	Montgomery	DET	RB	1116	221	5.0	775	185	4.2	341	36	9.5
19	McBride	ARI	TE	1083	105	10.3	2	1	2.0	1081	104	10.4
20	D. London	ATL	WR	1081	91	11.9	-3	1	-3.0	1084	90	12.0
21t	A. Brown	PHI	WR	1079	67	16.1	0	0	---	1079	67	16.1
21t	Kittle	SF	TE	1079	76	14.2	0	0	---	1079	76	14.2
23	*Tracy	NYG	RB	1057	214	4.9	780	178	4.4	277	36	7.7
24t	McLaurin	WAS	WR	1036	76	13.6	2	2	1.0	1034	74	14.0
24t	Nacua	LAR	WR	1036	90	11.5	46	11	4.2	990	79	12.5
26	Ja. Williams	DET	WR	1028	63	16.3	61	11	5.5	967	52	18.6
27	White	TB	RB	1006	195	5.2	613	144	4.3	393	51	7.7
28	Mooney	ATL	WR	992	64	15.5	0	0	---	992	64	15.5
29	Reed	GB	WR	969	70	13.8	160	17	9.4	809	53	15.3
30	D. Moore	CHI	WR	950	102	9.3	70	13	5.4	880	89	9.9
31	Robinson	WAS	RB	942	201	4.7	789	182	4.3	153	19	8.1
32	Metcalf	SEA	WR	939	63	14.9	0	0	---	939	63	14.9
33	Jennings	SF	WR	923	70	13.2	0	0	---	923	70	13.2
34	Evans	TB	WR	915	65	14.1	0	0	---	915	65	14.1
35	Addison	MIN	WR	895	65	13.8	20	3	6.7	875	62	14.1
36	Mason	SF	RB	880	164	5.4	789	153	5.2	91	11	8.3
37	Walker	SEA	RB	872	199	4.4	573	153	3.7	299	46	6.5
38	*Daniels	WAS	QB	864	144	6.0	864	144	6.0	0	0	---
39	D. Smith	PHI	WR	834	69	12.1	1	1	1.0	833	68	12.3
40	*Harrison	ARI	WR	822	57	14.4	0	0	---	822	57	14.4
41	Charbonnet	SEA	RB	818	163	5.0	510	121	4.2	308	42	7.3
42	Samuel	SF	WR	806	93	8.7	136	42	3.2	670	51	13.1
43	*Odunze	CHI	WR	731	55	13.3	15	3	5.0	716	52	13.8
44	Kupp	LAR	WR	720	69	10.4	10	2	5.0	710	67	10.6
45	Allen	CHI	WR	719	67	10.7	0	0	---	719	67	10.7
46	Ekeler	WAS	RB	701	107	6.6	355	74	4.8	346	33	10.5
47	McCloud	ATL	WR	699	68	10.3	79	10	7.9	620	58	10.7
48	Kraft	GB	TE	677	49	13.8	6	3	2.0	671	46	14.6
49	Robinson	NYG	WR	674	86	7.8	18	3	6.0	656	83	7.9
50t	Allgeier	ATL	RB	663	139	4.8	592	128	4.6	71	11	6.5
50t	LaPorta	DET	TE	663	53	12.5	0	0	---	663	53	12.5

2024 NATIONAL FOOTBALL LEAGUE

NFC LEADERS IN FIRST DOWNS

RANK	PLAYER	TEAM	POS	TOTAL	RUSH	REC
1	Barkley	PHI	RB	94	82	12
2	K. Williams	LAR	RB	91	85	6
3	Robinson	ATL	RB	87	67	20
4	Gibbs	DET	RB	85	62	23
5t	Conner	ARI	RB	83	66	17
5t	Jacobs	GB	RB	83	68	15
7	Hubbard	CAR	RB	72	62	10
8	Kamara	NO	RB	70	52	18
9	St. Brown	DET	WR	68	1	67
10t	*Irving	TB	RB	66	50	16
10t	A. Jones	MIN	RB	66	48	18
10t	Montgomery	DET	RB	66	50	16
13	Hurts	PHI	QB	62	62	0
14t	Dowdle	DAL	RB	61	49	12
14t	Jefferson	MIN	WR	61	0	61
16	D. London	ATL	WR	60	0	60
17t	Lamb	DAL	WR	58	4	54
17t	McBride	ARI	TE	58	1	57
19	Smith-Njigba	SEA	WR	56	1	55
20	*Nabers	NYG	WR	54	1	53
21t	*Daniels	WAS	QB	53	53	0
21t	White	TB	RB	53	35	18
23	McLaurin	WAS	WR	52	0	52
24t	A. Brown	PHI	WR	51	0	51
24t	Robinson	WAS	RB	51	47	4
24t	Swift	CHI	RB	51	39	12
27	*Tracy	NYG	RB	50	37	13
28t	Evans	TB	WR	49	0	49
28t	Kittle	SF	TE	49	0	49
28t	Nacua	LAR	WR	49	2	47
31	Mooney	ATL	WR	48	0	48
32	Walker	SEA	RB	47	28	19
33	Jennings	SF	WR	45	0	45
34	Ja. Williams	DET	WR	44	5	39
35	Mason	SF	RB	43	37	6
36	D. Smith	PHI	WR	42	0	42
37t	Allen	CHI	WR	41	0	41
37t	Allgeier	ATL	RB	41	39	2
39t	Addison	MIN	WR	40	1	39
39t	*Harrison	ARI	WR	40	0	40
39t	D. Moore	CHI	WR	40	3	37
42t	Charbonnet	SEA	RB	37	30	7
42t	*Odunze	CHI	WR	37	1	36
44t	LaPorta	DET	TE	36	0	36
44t	Robinson	NYG	WR	36	1	35
46	Ertz	WAS	TE	35	0	35
47t	Lockett	SEA	WR	34	0	34
47t	Reed	GB	WR	34	7	27
49t	Doubs	GB	WR	33	0	33
49t	Godwin	TB	WR	33	1	32
49t	Metcalf	SEA	WR	33	0	33
49t	Purdy	SF	QB	33	33	0
49t	Samuel	SF	WR	33	5	28

2024 NATIONAL FOOTBALL LEAGUE

NFC PUNTING YARDS LEADERS

RANK	PLAYER	TEAM	POS	PUNTS	YARDS	LONG	AVG	TB	BLK	DWN	OB	RETURNS		IN20	NET AVG
												TOT	YDS		
1	Fox	DET	P	43	2193	68	51.0	4	0	5	1	19	123	21	46.3
2	Gillikin	ARI	P	38	1887	63	49.7	1	0	6	2	16	183	19	44.3
3	Dickson	SEA	P	72	3528	68	49.0	8	0	7	7	29	254	30	43.3
4	Mann	PHI	P	51	2493	70	48.9	7	1	8	6	22	154	18	42.3
5	Anger	DAL	P	58	2807	62	48.4	3	0	5	1	30	318	23	41.9
6	*T. Taylor	CHI	P	76	3657	68	48.1	3	0	8	5	40	406	32	42.0
7	Pinion	ATL	P	47	2209	65	47.0	4	0	4	3	22	305	14	38.8
8	Way	WAS	P	45	2105	74	46.8	2	0	6	5	23	147	19	42.6
9t	Whelan	GB	P	53	2449	74	46.2	4	0	7	6	19	135	22	42.2
9t	R. Wright	MIN	P	53	2449	66	46.2	5	1	5	8	25	168	27	40.4
11	Evans	LAR	P	53	2427	68	45.8	2	0	10	11	21	181	29	41.6
12	Hekker	CAR	P	70	3183	65	45.5	3	1	19	4	25	169	22	41.6
13	*Hayball	NO	P	72	3172	64	44.1	3	0	9	7	27	213	39	40.3
14	Gillan	NYG	P	53	2328	67	43.9	2	0	5	7	17	135	26	40.6

2024 NATIONAL FOOTBALL LEAGUE

NFC NET PUNTING YARDS LEADERS

RANK	PLAYER	TEAM	POS	PUNTS	YARDS	LONG	AVG	TB	BLK	DWN	OB	RETURNS		IN20	NET AVG
												TOT	YDS		
1	Fox	DET	P	43	2193	68	51.0	4	0	5	1	19	123	21	46.3
2	Gillikin	ARI	P	38	1887	63	49.7	1	0	6	2	16	183	19	44.3
3	Dickson	SEA	P	72	3528	68	49.0	8	0	7	7	29	254	30	43.3
4	Way	WAS	P	45	2105	74	46.8	2	0	6	5	23	147	19	42.6
5	Mann	PHI	P	51	2493	70	48.9	7	1	8	6	22	154	18	42.3
6	Whelan	GB	P	53	2449	74	46.2	4	0	7	6	19	135	22	42.2
7	*T. Taylor	CHI	P	76	3657	68	48.1	3	0	8	5	40	406	32	42.0
8	Anger	DAL	P	58	2807	62	48.4	3	0	5	1	30	318	23	41.9
9	Evans	LAR	P	53	2427	68	45.8	2	0	10	11	21	181	29	41.6
10	Hekker	CAR	P	70	3183	65	45.5	3	1	19	4	25	169	22	41.6
11	Gillan	NYG	P	53	2328	67	43.9	2	0	5	7	17	135	26	40.6
12	R. Wright	MIN	P	53	2449	66	46.2	5	1	5	8	25	168	27	40.4
13	*Hayball	NO	P	72	3172	64	44.1	3	0	9	7	27	213	39	40.3
14	Pinion	ATL	P	47	2209	65	47.0	4	0	4	3	22	305	14	38.8

2024 NATIONAL FOOTBALL LEAGUE

2024 NATIONAL FOOTBALL LEAGUE

NFC PUNT RETURN LEADERS

RANK	PLAYER	TEAM	POS	RET	FC	YDS	AVG	LONG	TD
1	Raymond	DET	WR	27	9	390	14.4	90t	1
2	*DeJean	PHI	CB	21	21	211	10.0	31	0
3	Darden	CLE-SEA	WR	31	11	292	9.4	28	0
4	Dortch	ARI	WR	19	3	178	9.4	27	0
5	Williams	ATL	RB	19	17	176	9.3	28	0
6	*Cowing	SF	WR	27	8	230	8.5	30	0
7	Smith-Marsette	NYG	WR	27	17	203	7.5	22	0
8	Powell	MIN	WR	21	16	152	7.2	15	0

2024 NATIONAL FOOTBALL LEAGUE

NFC KICKOFF RETURN LEADERS

RANK	PLAYER	TEAM	POS	RET	YDS	AVG	LONG	TD
1	Turpin	DAL	WR	26	874	33.6	99t	1
2	Ekeler	WAS	RB	19	594	31.3	62	0
3	Gray	NYG	RB	21	554	26.4	37	0
4	Blackshear	CAR	RB	31	791	25.5	43	0

2024 NATIONAL FOOTBALL LEAGUE

2024 NATIONAL FOOTBALL LEAGUE

NFC INTERCEPTION LEADERS

RANK	PLAYER	TEAM	POS	INT	YARDS	AVG	LONG	TD
1	K. Joseph	DET	SAF	9	99	11.0	33	1
2	McKinney	GB	SAF	7	111	15.9	48	0
3t	Gardner-Johnson	PHI	SAF	6	116	19.3	69t	1
3t	B. Murphy	MIN	CB	6	2	0.3	2	0
5t	Bates	ATL	SS	4	55	13.8	55t	1
5t	Blankenship	PHI	SAF	4	29	7.3	28	0
5t	Branch	DET	SAF	4	48	12.0	47	0
5t	*Kinchens	LAR	SAF	4	123	30.8	103t	1
5t	*McCollough	LAR	DB	4	6	1.5	4t	1
10t	Adebo	NO	CB	3	68	22.7	47	0
10t	Bryant	SEA	CB	3	87	29.0	69t	1
10t	Bynum	MIN	SS	3	3	1.0	3	0
10t	Mathieu	NO	FS	3	29	9.7	23	0
10t	Woods	CAR	FS	3	70	23.3	33	0
10t	Woolen	SEA	CB	3	11	3.7	7	0
16t	Alexander	GB	CB	2	52	26.0	35t	1
16t	Davis	DET	CB	2	0	0.0	0	0
16t	Diggs	DAL	CB	2	1	0.5	1	0
16t	Griffin	MIN	CB	2	28	14.0	28	0
16t	Grugier-Hill	MIN	OLB	2	5	2.5	5	0
16t	Hooker	DAL	FS	2	20	10.0	21	0
16t	J. Johnson	CHI	CB	2	11	5.5	9	0
16t	Kendricks	DAL	MLB	2	15	7.5	8	0
16t	Lenoir	SF	CB	2	33	16.5	33	0
16t	Love	SEA	FS	2	26	13.0	26	0
16t	McCollum	TB	CB	2	4	2.0	4	0
16t	Metellus	MIN	SAF	2	16	8.0	12	0
16t	Mukuamu	DAL	SAF	2	20	10.0	15	0
16t	Murphy-Bunting	ARI	CB	2	2	1.0	2	0
16t	*Sainristil	WAS	CB	2	38	19.0	38	0
16t	Simmons	ATL	FS	2	0	0.0	0	0
16t	Smith	MIN	FS	2	0	0.0	0	0
16t	*Smith	TB	SAF	2	0	0.0	0	0
16t	Stevenson	CHI	CB	2	43	21.5	43t	1
16t	Terrell	ATL	CB	2	1	0.5	1	0
16t	Valentine	GB	DB	2	51	25.5	31	0
16t	Van Ginkel	MIN	OLB	2	73	36.5	63t	2
16t	Warner	SF	MLB	2	70	35.0	45t	1
16t	G. Williams	ARI	CB	2	0	0.0	0	0
40t	Abram	NO	DB	1	30	30.0	30	0
40t	Andersen	ATL	LB	1	47	47.0	47t	1
40t	Anderson	GB	SAF	1	18	18.0	18	0
40t	Baun	PHI	LB	1	0	0.0	0	0
40t	Belton	NYG	SAF	1	0	0.0	0	0
40t	Blackwell	CHI	CB	1	10	10.0	10	0
40t	Bosa	SF	DE	1	30	30.0	30	0
40t	Brisker	CHI	SAF	1	0	0.0	0	0
40t	J. Brown	SF	SAF	1	0	0.0	0	0
40t	Byard	CHI	FS	1	0	0.0	0	0
40t	Chinn	WAS	SAF	1	0	0.0	0	0
40t	*Cooper	GB	LB	1	22	22.0	22	0
40t	David	TB	OLB	1	7	7.0	7	0
40t	Davis	NO	OLB	1	0	0.0	0	0
40t	Ka. Davis	SF	DT	1	2	2.0	2	0
40t	Dean	TB	DB	1	0	0.0	0	0

2024 NATIONAL FOOTBALL LEAGUE

NFC INTERCEPTION LEADERS

RANK	PLAYER	TEAM	POS	INT	YARDS	AVG	LONG	TD
40t	Dean	PHI	LB	1	0	0.0	0	0
40t	Durant	LAR	CB	1	0	0.0	0	0
40t	Edmunds	CHI	MLB	1	0	0.0	0	0
40t	Edwards	CHI	LB	1	0	0.0	0	0
40t	Elliss	ATL	LB	1	12	12.0	12	0
40t	Flannigan-Fowles	SF	LB	1	0	0.0	0	0
40t	Flott	NYG	CB	1	26	26.0	26	0
40t	Forbes	WAS-LAR	CB	1	19	19.0	19	0
40t	Fowler	WAS	LB	1	67	67.0	67t	1
40t	Gardeck	ARI	LB	1	10	10.0	10	0
40t	Gilmore	MIN	CB	1	0	0.0	0	0
40t	Golston	DAL	DE	1	18	18.0	18	0
40t	*Green	SF	CB	1	20	20.0	20	0
40t	Hankins	SEA	DT	1	0	0.0	0	0
40t	Harris	NO	DB	1	7	7.0	7	0
40t	Hawkins	NYG	CB	1	0	0.0	0	0
40t	Horn	CAR	CB	1	0	0.0	0	0
40t	Howden	NO	SAF	1	-5	-5.0	-5	0
40t	Izien	TB	SAF	1	17	17.0	17	0
40t	M. Jackson	CAR	CB	1	1	1.0	1	0
40t	Th. Jackson	MIN	DB	1	3	3.0	3	0
40t	Jean-Charles	NO	CB	1	0	0.0	0	0
40t	Jewell	CAR	ILB	1	0	0.0	0	0
40t	Jobe	SEA	CB	1	33	33.0	33	0
40t	J. Johnson	LAR	SS	1	0	0.0	0	0
40t	E. Jones	TEN-SEA	LB	1	12	12.0	12	0
40t	Jordan	NO	DE	1	0	0.0	0	0
40t	Judon	ATL	OLB	1	27	27.0	27t	1
40t	Lewis	DAL	CB	1	0	0.0	0	0
40t	Luvu	WAS	LB	1	0	0.0	0	0
40t	Martin	WAS	CB	1	29	29.0	29	0
40t	*Muasau	NYG	LB	1	1	1.0	1	0
40t	*Mustapha	SF	SAF	1	1	1.0	1	0
40t	Nixon	GB	DB	1	16	16.0	16	0
40t	Nowaske	DET	LB	1	8	8.0	8	0
40t	Oruwariye	DAL	CB	1	0	0.0	0	0
40t	Overshown	DAL	LB	1	23	23.0	23t	1
40t	Owens	CHI	DB	1	0	0.0	0	0
40t	*A. Phillips	NYG	DB	1	25	25.0	25	0
40t	Phillips	ATL	CB	1	45	45.0	45	0
40t	*Richardson	CAR	SAF	1	3	3.0	3	0
40t	Rozeboom	LAR	LB	1	16	16.0	16	0
40t	Saunders	NO	DT	1	37	37.0	37	0
40t	Smith	CHI	CB	1	23	23.0	23	0
40t	*Smith-Wade	CAR	CB	1	3	3.0	3	0
40t	*Turner	MIN	LB	1	4	4.0	4	0
40t	White	ARI	OLB	1	0	0.0	0	0
40t	D. Williams	LAR	DB	1	0	0.0	0	0
40t	*Williams	GB	SAF	1	1	1.0	1	0
40t	L. Williams	SEA	DE	1	92	92.0	92t	1
40t	Wilson	DAL	DB	1	0	0.0	0	0
40t	Er. Wilson	GB	LB	1	0	0.0	0	0
40t	Ma. Wilson	ARI	LB	1	0	0.0	0	0
40t	Witherspoon	LAR	CB	1	0	0.0	0	0
40t	Yiadam	SF	CB	1	11	11.0	11	0

2024 NATIONAL FOOTBALL LEAGUE

NFC SACK LEADERS

RANK	PLAYER	TEAM	POS	SACKS
1	Van Ginkel	MIN	OLB	11.5
2	Greenard	MIN	LB	11.0
3	Fowler	WAS	LB	10.5
4	Parsons	DAL	LB	9.5
5t	Bosa	SF	DE	9.0
5t	Lawrence	NYG	DT	9.0
5t	L. Williams	SEA	DE	9.0
8	Floyd	SF	DE	8.5
9t	Burns	NYG	LB	8.0
9t	*Fiske	LAR	DT	8.0
9t	D. Hall	SEA	LB	8.0
9t	Luvu	WAS	LB	8.0
9t	Z. Smith	CLE-DET	DE	8.0
9t	Sweat	PHI	LB	8.0
9t	Turner	LAR	DT	8.0
16t	Bresee	NO	DT	7.5
16t	Hutchinson	DET	DE	7.5
16t	Kancey	TB	DT	7.5
19t	P. Jones	MIN	LB	7.0
19t	Young	LAR	LB	7.0
21t	Gary	GB	DE	6.5
21t	N. Smith	PHI	LB	6.5
23t	Ebiketie	ATL	LB	6.0
23t	Mafe	SEA	LB	6.0
23t	Ojulari	NYG	LB	6.0
23t	Vea	TB	DT	6.0
27t	David	TB	OLB	5.5
27t	Granderson	NO	DE	5.5
27t	L. Hall	TB	DE	5.5
27t	Judon	ATL	OLB	5.5
27t	A. Robinson	CAR	DT	5.5
27t	Sweat	CHI	DE	5.5
27t	C. Young	NO	DE	5.5
34t	Armstrong	WAS	DE	5.0
34t	Collins	SF	DT	5.0
34t	Dexter	CHI	DT	5.0
34t	Elliss	ATL	LB	5.0
34t	Lawson	DAL	DE-LB	5.0
34t	Overshown	DAL	LB	5.0
34t	Williams	PHI	DT	5.0
34t	Wyatt	GB	DT	5.0
42t	Carter	PHI	DT	4.5
42t	Cashman	MIN	LB	4.5
42t	Clowney	CAR	OLB	4.5
42t	Enagbare	GB	DE	4.5
42t	Ja. Reed	SEA	DT	4.5
42t	Stills	ARI	DT	4.5
42t	*Verse	LAR	LB	4.5
49t	Collins	ARI	LB	4.0
49t	Cox	GB	DE	4.0
49t	Golston	DAL	DE	4.0
49t	Gross-Matos	SF	DE	4.0
49t	D. Jones	SEA	DE	4.0
49t	Jordan	NO	DE	4.0
49t	Nelson	TB	LB	4.0

2024 NATIONAL FOOTBALL LEAGUE

NFC SACK LEADERS

RANK	PLAYER	TEAM	POS	SACKS
49t	Odighizuwa	DAL	DT	4.0
49t	Payne	WAS	NT	4.0
49t	Taylor	NO	CB	4.0
49t	Thibodeaux	NYG	LB	4.0
49t	Wonnum	CAR	LB	4.0

2024 NATIONAL FOOTBALL LEAGUE

NFC LEADERS IN FUMBLE RECOVERIES

RANK	PLAYER	TEAM	POS	TOTAL	OWN TEAM	OPP TEAM
1	Mayfield	TB	QB	8	8	0
2	G. Smith	SEA	QB	6	6	0
3	Rush	DAL	QB	5	5	0
4	Robinson	ATL	RB	4	4	0
5t	K. Brooks	GB	DT	3	1	2
5t	Carr	NO	QB	3	3	0
5t	*DeJean	PHI	CB	3	0	3
5t	Gordon	CHI	CB	3	0	3
5t	*Irving	TB	RB	3	3	0
5t	Mason	SF	RB	3	3	0
5t	K. Murray	ARI	QB	3	3	0
5t	Stafford	LAR	QB	3	3	0
5t	Walker	SEA	RB	3	3	0
5t	*Ca. Williams	CHI	QB	3	3	0
15t	Allegretti	WAS	OG	2	2	0
15t	Barkley	PHI	RB	2	2	0
15t	*Bethune	SF	LB	2	1	1
15t	Blackshear	CAR	RB	2	2	0
15t	Byard	CHI	FS	2	0	2
15t	Bynum	MIN	SS	2	0	2
15t	Chinn	WAS	SAF	2	0	2
15t	Clark	GB	NT	2	0	2
15t	Collins	SF	DT	2	0	2
15t	Cousins	ATL	QB	2	2	0
15t	Dalman	ATL	C	2	2	0
15t	Dalton	CAR	QB	2	2	0
15t	Darnold	MIN	QB	2	2	0
15t	Davidson	NYG	DT	2	0	2
15t	Davis	DET	CB	2	0	2
15t	Dean	PHI	LB	2	0	2
15t	Dexter	CHI	DT	2	0	2
15t	*Fiske	LAR	DT	2	0	2
15t	Gay	NO	LB	2	0	2
15t	Goff	DET	QB	2	2	0
15t	Hicks	CHI	SAF	2	0	2
15t	Hurts	PHI	QB	2	2	0
15t	Jenkins	CHI	OT	2	2	0
15t	Jewell	CAR	ILB	2	0	2
15t	Love	GB	QB	2	2	0
15t	Luvu	WAS	LB	2	0	2
15t	McBride	ARI	TE	2	2	0
15t	McNichols	WAS	RB	2	2	0
15t	Melton	GB	WR	2	1	1
15t	Montgomery	DET	RB	2	2	0
15t	Okereke	NYG	ILB	2	0	2
15t	Otton	TB	TE	2	2	0
15t	Powell	MIN	WR	2	2	0
15t	Prescott	DAL	QB	2	2	0
15t	N. Smith	PHI	LB	2	0	2
15t	Tolbert	DAL	WR	2	2	0
15t	Tuttle	CAR	DT	2	0	2
15t	*Verse	LAR	LB	2	0	2
15t	Wagner	WAS	MLB	2	0	2
15t	Walker	WAS	LB	2	1	1
15t	Wyatt	GB	DT	2	0	2

2024 NATIONAL FOOTBALL LEAGUE

NFC LEADERS IN FUMBLE RECOVERIES

RANK	PLAYER	TEAM	POS	TOTAL	OWN TEAM	OPP TEAM
15t	Yiadam	SF	CB	2	1	1
15t	Zaccheaus	WAS	WR	2	2	0
15t	Zeitler	DET	OG	2	2	0

2024 NATIONAL FOOTBALL LEAGUE

NFC LEADERS IN RECOVERIES OF FUMBLES BY OWN TEAM

RANK	PLAYER	TEAM	POS	REC	YARDS	AVG	LONG	TD
1	Mayfield	TB	QB	8	0	0.0	0t	0
2	G. Smith	SEA	QB	6	0	0.0	0t	0
3	Rush	DAL	QB	5	0	0.0	0t	0
4	Robinson	ATL	RB	4	0	0.0	0t	0
5t	Carr	NO	QB	3	0	0.0	0t	0
5t	*Irving	TB	RB	3	0	0.0	0t	0
5t	Mason	SF	RB	3	-2	-0.7	0t	0
5t	K. Murray	ARI	QB	3	0	0.0	0t	0
5t	Stafford	LAR	QB	3	0	0.0	0t	0
5t	Walker	SEA	RB	3	-3	-1.0	0t	0
5t	*Ca. Williams	CHI	QB	3	0	0.0	0t	0
12t	Allegretti	WAS	OG	2	0	0.0	0t	0
12t	Barkley	PHI	RB	2	0	0.0	0t	0
12t	Blackshear	CAR	RB	2	0	0.0	0t	0
12t	Cousins	ATL	QB	2	0	0.0	0t	0
12t	Dalman	ATL	C	2	0	0.0	0t	0
12t	Dalton	CAR	QB	2	0	0.0	0t	0
12t	Darnold	MIN	QB	2	0	0.0	0t	0
12t	Goff	DET	QB	2	0	0.0	0t	0
12t	Hurts	PHI	QB	2	0	0.0	0t	0
12t	Jenkins	CHI	OT	2	0	0.0	0t	0
12t	Love	GB	QB	2	0	0.0	0t	0
12t	McBride	ARI	TE	2	0	0.0	0t	1
12t	McNichols	WAS	RB	2	0	0.0	0t	0
12t	Montgomery	DET	RB	2	0	0.0	0t	0
12t	Otton	TB	TE	2	0	0.0	0t	0
12t	Powell	MIN	WR	2	7	3.5	7	0
12t	Prescott	DAL	QB	2	0	0.0	0t	0
12t	Tolbert	DAL	WR	2	0	0.0	0t	0
12t	Zaccheaus	WAS	WR	2	0	0.0	0t	0
12t	Zeitler	DET	OG	2	0	0.0	0t	0

2024 NATIONAL FOOTBALL LEAGUE

NFC LEADERS IN RECOVERIES OF FUMBLES BY OPPOSING TEAM

RANK	PLAYER	TEAM	POS	REC	YARDS	AVG	LONG	TD
1t	*DeJean	PHI	CB	3	0	0.0	0t	0
1t	Gordon	CHI	CB	3	0	0.0	0t	0
3t	K. Brooks	GB	DT	2	0	0.0	0t	0
3t	Byard	CHI	FS	2	0	0.0	0t	0
3t	Bynum	MIN	SS	2	0	0.0	0t	0
3t	Chinn	WAS	SAF	2	0	0.0	0t	0
3t	Clark	GB	NT	2	0	0.0	0t	0
3t	Collins	SF	DT	2	0	0.0	0t	0
3t	Davidson	NYG	DT	2	0	0.0	0t	0
3t	Davis	DET	CB	2	49	24.5	49	0
3t	Dean	PHI	LB	2	0	0.0	0t	0
3t	Dexter	CHI	DT	2	0	0.0	0t	0
3t	*Fiske	LAR	DT	2	8	4.0	8	0
3t	Gay	NO	LB	2	4	2.0	4	0
3t	Hicks	CHI	SAF	2	28	14.0	19	0
3t	Jewell	CAR	ILB	2	0	0.0	0t	0
3t	Luvu	WAS	LB	2	5	2.5	5	0
3t	Okereke	NYG	ILB	2	1	0.5	1	0
3t	N. Smith	PHI	LB	2	0	0.0	0t	0
3t	Tuttle	CAR	DT	2	0	0.0	0t	0
3t	*Verse	LAR	LB	2	0	0.0	0t	0
3t	Wagner	WAS	MLB	2	0	0.0	0t	0
3t	Wyatt	GB	DT	2	0	0.0	0t	0

2024 NATIONAL FOOTBALL LEAGUE

NFL LEADING PASSERS

RANK	PLAYER	TEAM	ATT	COMP	COMP%	YDS	YPA	TD	TD%	LONG	INT	INT%	RATING
1	L. Jackson	BAL	442	300	67.9%	3955	8.95	39	8.8%	84t	4	0.9%	121.6
2	Goff	DET	506	363	71.7%	4398	8.69	36	7.1%	82t	10	2.0%	113.6
3	Burrow	CIN	606	423	69.8%	4641	7.66	42	6.9%	70t	8	1.3%	109.8
4	Mayfield	TB	538	386	71.7%	4279	7.95	39	7.2%	57t	15	2.8%	107.6
5	Darnold	MIN	504	343	68.1%	4153	8.24	35	6.9%	97t	12	2.4%	106.4
6	Hurts	PHI	361	248	68.7%	2903	8.04	18	5.0%	67t	5	1.4%	103.7
7	Allen	BUF	483	307	63.6%	3731	7.72	28	5.8%	64	6	1.2%	101.4
8	Tagovailoa	MIA	399	291	72.9%	2867	7.19	19	4.8%	80t	7	1.8%	101.4
9	*Daniels	WAS	468	325	69.4%	3530	7.54	25	5.3%	86t	9	1.9%	101.2
10	Herbert	LAC	468	304	65.0%	3524	7.53	21	4.5%	66t	3	0.6%	99.9
11	Ru. Wilson	PIT	305	197	64.6%	2334	7.65	15	4.9%	46	5	1.6%	97.4
12	Love	GB	413	261	63.2%	3320	8.04	25	6.1%	70t	11	2.7%	97.3
13	Purdy	SF	455	300	65.9%	3864	8.49	20	4.4%	76t	12	2.6%	96.1
14	Stafford	LAR	517	340	65.8%	3762	7.28	20	3.9%	69t	8	1.5%	93.7
15	Mahomes	KC	581	392	67.5%	3928	6.76	26	4.5%	54t	11	1.9%	93.5
16	K. Murray	ARI	506	347	68.6%	3609	7.13	17	3.4%	60t	11	2.2%	91.1
17	G. Smith	SEA	551	387	70.2%	4097	7.44	17	3.1%	71t	15	2.7%	90.5
18	*Nix	DEN	538	350	65.1%	3454	6.42	25	4.6%	93t	12	2.2%	89.2
19	Rodgers	NYJ	548	345	63.0%	3623	6.61	24	4.4%	71t	10	1.8%	89.1
20	Cousins	ATL	453	303	66.9%	3508	7.74	18	4.0%	60	16	3.5%	88.6
21	*Maye	NE	337	225	66.8%	2276	6.75	15	4.5%	40t	10	3.0%	88.3
22	*Ca. Williams	CHI	533	330	61.9%	3393	6.37	19	3.6%	47	6	1.1%	87.4
23	Stroud	HOU	526	330	62.7%	3677	6.99	19	3.6%	67t	12	2.3%	86.0
24	Rush	DAL	308	187	60.7%	1844	5.99	12	3.9%	64t	5	1.6%	83.8
25	Minshev	LV	306	203	66.3%	2013	6.58	9	2.9%	57t	10	3.3%	81.0
26	Winston	CLE	296	181	61.1%	2121	7.17	13	4.4%	89t	12	4.1%	80.6
27	D. Jones	NYG-MIN	341	216	63.3%	2070	6.07	8	2.3%	43	7	2.1%	79.4
28	Young	CAR	350	209	59.7%	2152	6.15	12	3.4%	83t	9	2.6%	78.2

2024 NATIONAL FOOTBALL LEAGUE

NFL LEADING PASSERS, RANKS

PLAYER	TEAM	ATT	COMP	COMP%	YDS	YPA	TD	TD%	INT	INT%	RATING
L. Jackson	BAL	18	17t	10	6	1	2t	1	2	2	1
Goff	DET	10t	5	3	2	2	4	3	14t	14	2
Burrow	CIN	1	1	5	1	10	1	5	10t	5	3
Mayfield	TB	5t	4	2	3	7	2t	2	26t	24	4
Darnold	MIN	12	9	9	4	4	5	4	21t	19	5
Hurts	PHI	21	21	7	20	5	18t	9	3t	6	6
Allen	BUF	13	14	20	10	9	6	7	6t	4	7
Tagovailoa	MIA	20	19	1	21	16	15t	11	8t	10	8
*Daniels	WAS	14t	13	6	14	12	8t	8	12t	13	9
Herbert	LAC	14t	15	18	15	13	12	13	1	1	10
Ru. Wilson	PIT	27	26	19	22	11	22t	10	3t	9	11
Love	GB	19	20	22	19	6	8t	6	18t	22	12
Purdy	SF	16	17t	15	8	3	13t	16	21t	21	13
Stafford	LAR	9	10	16	9	15	13t	21	10t	7	14
Mahomes	KC	2	2	11	7	20	7	14	18t	12	15
K. Murray	ARI	10t	7	8	13	18	20t	25	18t	16	16
G. Smith	SEA	3	3	4	5	14	20t	26	26t	23	17
*Nix	DEN	5t	6	17	17	24	8t	12	21t	17	18
Rodgers	NYJ	4	8	23	12	22	11	18	14t	11	19
Cousins	ATL	17	16	12	16	8	18t	19	28	27	20
*Maye	NE	24	22	13	23	21	22t	15	14t	25	21
*Ca. Williams	CHI	7	11t	25	18	25	15t	23	6t	3	22
Stroud	HOU	8	11t	24	11	19	15t	22	21t	18	23
Rush	DAL	25	28	27	32	28	26t	20	3t	8	24
Minshew	LV	26	25	14	29	23	32t	27	14t	26	25
Winston	CLE	28	30t	26	26	17	25	17	21t	28	26
D. Jones	NYG-MIN	23	23	21	27	27	34t	28	8t	15	27
Young	CAR	22	24	28	24	26	26t	24	12t	20	28

2024 NATIONAL FOOTBALL LEAGUE

NFL FOURTH-QUARTER PASSING LEADERS

RANK	PLAYER	TEAM	ATT	COMP	COMP%	YDS	YPA	TD	TD%	INT	INT%	RATING
1	L. Jackson	BAL	116	74	63.8%	996	8.59	11	9.5%	2	1.7%	115.4
2	*Daniels	WAS	135	96	71.1%	1111	8.23	11	8.1%	3	2.2%	113.5
3	Mayfield	TB	135	96	71.1%	1009	7.47	11	8.1%	2	1.5%	113.5
4	Flacco	IND	60	39	65.0%	559	9.32	7	11.7%	3	5.0%	113.1
5	Love	GB	104	65	62.5%	968	9.31	6	5.8%	1	1.0%	108.2
6	Fields	PIT	40	23	57.5%	302	7.55	3	7.5%	0	0.0%	106.5
7	Stafford	LAR	143	98	68.5%	1079	7.55	8	5.6%	1	0.7%	106.4
8	Burrow	CIN	152	100	65.8%	1313	8.64	12	7.9%	5	3.3%	105.5
9	Hurts	PHI	74	54	73.0%	674	9.11	3	4.1%	2	2.7%	103.1
10	Mahomes	KC	116	78	67.2%	791	6.82	6	5.2%	1	0.9%	100.2
11	*Nix	DEN	134	92	68.7%	960	7.16	9	6.7%	4	3.0%	99.1
12	Allen	BUF	94	55	58.5%	679	7.22	5	5.3%	0	0.0%	98.7
13	Darnold	MIN	105	63	60.0%	884	8.42	6	5.7%	2	1.9%	98.3
14	Goff	DET	130	84	64.6%	931	7.16	7	5.4%	2	1.5%	97.3
15	Tagovailoa	MIA	95	69	72.6%	633	6.66	4	4.2%	2	2.1%	95.6
16	*Ca. Williams	CHI	168	107	63.7%	1020	6.07	9	5.4%	2	1.2%	93.4
17	Carr	NO	63	38	60.3%	405	6.43	5	7.9%	2	3.2%	92.4
18	*Maye	NE	113	70	61.9%	764	6.76	7	6.2%	3	2.7%	91.5
19	O'Connell	LV	78	51	65.4%	511	6.55	4	5.1%	2	2.6%	90.3
20	Rodgers	NYJ	159	103	64.8%	1063	6.69	5	3.1%	2	1.3%	89.2
21	Ru. Wilson	PIT	70	42	60.0%	499	7.13	4	5.7%	2	2.9%	88.9
22	Herbert	LAC	96	52	54.2%	628	6.54	4	4.2%	0	0.0%	88.4
23	M. Jones	JAX	78	53	67.9%	527	6.76	4	5.1%	3	3.8%	87.9
24	Rudolph	TEN	67	45	67.2%	452	6.75	4	6.0%	3	4.5%	87.4
25	D. Watson	CLE	58	39	67.2%	335	5.78	2	3.4%	1	1.7%	86.5
26	Prescott	DAL	75	41	54.7%	486	6.48	6	8.0%	3	4.0%	84.6
27	Purdy	SF	118	82	69.5%	957	8.11	4	3.4%	6	5.1%	83.9
28	Minshew	LV	102	69	67.6%	679	6.66	4	3.9%	4	3.9%	82.9
29	G. Smith	SEA	159	110	69.2%	1033	6.50	5	3.1%	6	3.8%	81.6
30	Stroud	HOU	113	67	59.3%	696	6.16	3	2.7%	2	1.8%	78.6
31	Ridder	ARI-LV	64	41	64.1%	384	6.00	2	3.1%	2	3.1%	77.9
32	Lock	NYG	69	39	56.5%	491	7.12	1	1.4%	1	1.4%	77.6
33	Lawrence	JAX	83	46	55.4%	515	6.20	3	3.6%	2	2.4%	76.1
34	K. Murray	ARI	142	95	66.9%	998	7.03	1	0.7%	5	3.5%	74.8
35	Winston	CLE	103	64	62.1%	701	6.81	5	4.9%	6	5.8%	74.1
36	Brissett	NE	52	29	55.8%	306	5.88	0	0.0%	0	0.0%	73.1
37	Young	CAR	120	71	59.2%	660	5.50	3	2.5%	3	2.5%	72.2
38	Rush	DAL	93	52	55.9%	424	4.56	2	2.2%	1	1.1%	70.4
39	Richardson	IND	95	47	49.5%	664	6.99	4	4.2%	4	4.2%	68.9
40	D. Jones	NYG-MIN	119	68	57.1%	606	5.09	2	1.7%	4	3.4%	62.5
41	Cousins	ATL	119	73	61.3%	737	6.19	2	1.7%	8	6.7%	56.6
42	Levis	TEN	86	43	50.0%	400	4.65	3	3.5%	5	5.8%	50.5
43	*Rattler	NO	74	38	51.4%	302	4.08	1	1.4%	4	5.4%	43.9
44	Thompson-Robinson	CLE	59	31	52.5%	212	3.59	0	0.0%	4	6.8%	32.6

2024 NATIONAL FOOTBALL LEAGUE

NFL THIRD-DOWN PASSING LEADERS

RANK	PLAYER	TEAM	ATT	COMP	COMP%	YDS	YPA	TD	TD%	INT	INT%	RATING
1	Goff	DET	120	80	66.7%	1026	8.55	13	10.8%	0	0.0%	129.4
2	L. Jackson	BAL	110	69	62.7%	912	8.29	11	10.0%	0	0.0%	122.2
3	Burrow	CIN	143	92	64.3%	1089	7.62	13	9.1%	2	1.4%	111.9
4	Mahomes	KC	143	93	65.0%	1076	7.52	11	7.7%	1	0.7%	110.4
5	Carr	NO	79	51	64.6%	639	8.09	6	7.6%	1	1.3%	109.6
6	Mayfield	TB	130	87	66.9%	1086	8.35	11	8.5%	5	3.8%	104.8
7	*Daniels	WAS	121	74	61.2%	889	7.35	10	8.3%	2	1.7%	104.3
8	Herbert	LAC	123	72	58.5%	824	6.70	8	6.5%	0	0.0%	100.5
9	Allen	BUF	125	67	53.6%	943	7.54	10	8.0%	2	1.6%	98.2
10	Purdy	SF	121	73	60.3%	886	7.32	8	6.6%	2	1.7%	98.0
11	Ru. Wilson	PIT	92	56	60.9%	796	8.65	6	6.5%	3	3.3%	97.0
12	Cousins	ATL	116	73	62.9%	858	7.40	5	4.3%	1	0.9%	96.1
13	Winston	CLE	80	49	61.3%	583	7.29	4	5.0%	1	1.3%	94.9
14	Darnold	MIN	137	80	58.4%	974	7.11	9	6.6%	3	2.2%	93.1
15	Hurts	PHI	95	59	62.1%	782	8.23	5	5.3%	3	3.2%	92.5
16	Love	GB	107	57	53.3%	674	6.30	11	10.3%	4	3.7%	91.4
17	*Maye	NE	82	48	58.5%	530	6.46	6	7.3%	3	3.7%	86.9
18	Tagovailoa	MIA	100	65	65.0%	703	7.03	4	4.0%	3	3.0%	86.4
19	*Nix	DEN	159	97	61.0%	1094	6.88	8	5.0%	5	3.1%	85.3
20	K. Murray	ARI	106	65	61.3%	690	6.51	4	3.8%	2	1.9%	85.0
21	D. Jones	NYG-MIN	92	59	64.1%	586	6.37	3	3.3%	2	2.2%	83.9
22	Stroud	HOU	151	88	58.3%	1069	7.08	6	4.0%	4	2.6%	82.4
23	Rodgers	NYJ	144	83	57.6%	1085	7.53	7	4.9%	6	4.2%	80.4
24	Rush	DAL	80	41	51.3%	547	6.84	5	6.3%	3	3.8%	78.5
25	*Ca. Williams	CHI	138	75	54.3%	771	5.59	5	3.6%	3	2.2%	73.7
26	Stafford	LAR	120	66	55.0%	687	5.73	4	3.3%	3	2.5%	72.5
27	G. Smith	SEA	136	83	61.0%	936	6.88	4	2.9%	7	5.1%	70.0
28	Young	CAR	99	53	53.5%	596	6.02	4	4.0%	4	4.0%	68.4
29	Minschew	LV	80	46	57.5%	428	5.35	3	3.8%	5	6.3%	58.8

2024 NATIONAL FOOTBALL LEAGUE

NFL LEADING RUSHERS

RANK	PLAYER	TEAM	ATT	YDS	AVG	LONG	TD
1	Barkley	PHI	345	2005	5.8	72t	13
2	Henry	BAL	305	1783	5.8	87t	14
3	K. Williams	LAR	316	1299	4.1	30	14
4	Robinson	ATL	276	1286	4.7	37t	12
5	Jacobs	GB	295	1285	4.4	38t	14
6	Gibbs	DET	227	1273	5.6	70t	13
7	Taylor	IND	269	1254	4.7	70t	10
8	Hubbard	CAR	250	1195	4.8	38t	10
9	Conner	ARI	236	1094	4.6	53	8
10	A. Jones	MIN	245	1093	4.5	41	5
11	*Irving	TB	188	1033	5.5	56	7
12	Pollard	TEN	238	1017	4.3	41	5
13t	Dowdle	DAL	213	1007	4.7	27	1
13t	Harris	PIT	251	1007	4.0	36t	5
15	Mixon	HOU	240	993	4.1	59	11
16	C. Brown	CIN	229	990	4.3	40	7
17	Cook	BUF	197	981	5.0	65t	15
18	Kamara	NO	228	950	4.2	24	6
19	Swift	CHI	233	894	3.8	56t	5
20	*Daniels (QB)	WAS	144	864	6.0	46	6
21	L. Jackson (QB)	BAL	130	852	6.6	48t	4
22	Dobbins	LAC	177	842	4.8	61	9
23	Hall	NYJ	197	819	4.2	42	5
24	Stevenson	NE	207	801	3.9	33t	7
25t	Mason	SF	153	789	5.2	38	3
25t	Robinson	WAS	182	789	4.3	40t	8
27	Achane	MIA	192	786	4.1	50t	5
28	*Tracy	NYG	178	780	4.4	45t	5
29	Montgomery	DET	185	775	4.2	21	12
30	Hunt	KC	200	728	3.6	20	7
31	Bigsby	JAX	154	727	4.7	65t	6
32	Hurts (QB)	PHI	150	630	4.2	35	14
33	White	TB	144	613	4.3	56	3
34	Allgeier	ATL	128	592	4.6	25	3
35	Walker	SEA	153	573	3.7	28	7
36	J. Ford	CLE	104	565	5.4	66	3
37	K. Murray (QB)	ARI	75	550	7.3	50t	5
38	Allen (QB)	BUF	102	531	5.2	30	12
39	Etienne	JAX	137	527	3.8	22	2
40	Charbonnet	SEA	121	510	4.2	51t	8
41	Richardson (QB)	IND	86	499	5.8	29	6
42	Gibson	NE	108	497	4.6	45	1
43	Warren	PIT	114	490	4.3	22	1
44	Williams	DEN	134	485	3.6	20	4
45	*Ca. Williams (QB)	CHI	78	479	6.1	24	0
46	McLaughlin	DEN	97	457	4.7	21	1
47	Em. Wilson	GB	89	429	4.8	19	3
48	*Maye (QB)	NE	54	421	7.8	41	2
49t	*Guerendo	SF	82	415	5.1	76	4
49t	Singletary	NYG	106	415	3.9	43	4

2024 NATIONAL FOOTBALL LEAGUE

NFL THIRD-AND-ONE RUSHING LEADERS

RANK	PLAYER	TEAM	ATT	FD	PCT
1t	*Allen	NYJ	9	9	100.0%
1t	Herbert (QB)	LAC	8	8	100.0%
1t	D. Jones (QB)	NYG-MIN	8	8	100.0%
1t	Charbonnet	SEA	7	7	100.0%
1t	Darnold (QB)	MIN	7	7	100.0%
1t	C. Brown	CIN	6	6	100.0%
1t	*Daniels (QB)	WAS	6	6	100.0%
1t	R. Johnson	CHI	5	5	100.0%
1t	M. Jones (QB)	JAX	5	5	100.0%
1t	Burrow (QB)	CIN	4	4	100.0%
1t	*Irving	TB	4	4	100.0%
1t	Stafford (QB)	LAR	4	4	100.0%
1t	Swift	CHI	4	4	100.0%
1t	Em. Wilson	GB	4	4	100.0%
15	K. Williams	LAR	13	12	92.3%
16	Allen (QB)	BUF	11	10	90.9%
17t	Levis (QB)	TEN	8	7	87.5%
17t	Mixon	HOU	8	7	87.5%
17t	Robinson	ATL	8	7	87.5%
20	Dobbins	LAC	7	6	85.7%
21	Purdy (QB)	SF	6	5	83.3%
22	Robinson	WAS	11	9	81.8%
23t	Hubbard	CAR	10	8	80.0%
23t	*Nix (QB)	DEN	10	8	80.0%
23t	Elliott	DAL	5	4	80.0%
23t	L. Jackson (QB)	BAL	5	4	80.0%
23t	Rudolph (QB)	TEN	5	4	80.0%
28	Conner	ARI	9	7	77.8%
29	Henry	BAL	13	10	76.9%
30	Hurts (QB)	PHI	20	15	75.0%
31	Hunt	KC	11	8	72.7%
32	White	TB	7	5	71.4%
33	Jacobs	GB	10	7	70.0%
34	Taylor	IND	16	11	68.8%
35t	Achane	MIA	6	4	66.7%
35t	Pacheco	KC	6	4	66.7%
35t	*Steele	KC	6	4	66.7%
38	Bigsby	JAX	8	5	62.5%
39	Allgeier	ATL	10	6	60.0%
40t	Hall	NYJ	7	4	57.1%
40t	Haskins	LAC	7	4	57.1%
40t	Kamara	NO	7	4	57.1%
43	Montgomery	DET	11	6	54.5%
44	A. Jones	MIN	8	4	50.0%

2024 NATIONAL FOOTBALL LEAGUE

NFL LEADERS IN RECEPTIONS

RANK	PLAYER	TEAM	REC	YDS	AVG	LONG	TD
1	Chase	CIN	117	1612	13.8	70t	16
2	St. Brown	DET	109	1186	10.9	66t	12
3	*Bowers (TE)	LV	108	1144	10.6	57t	4
4t	*Nabers	NYG	104	1140	11.0	59t	6
4t	McBride (TE)	ARI	104	1081	10.4	37	1
6	Lamb	DAL	101	1194	11.8	65t	6
7	Jefferson	MIN	100	1479	14.8	97t	10
8t	Wilson	NYJ	97	1053	10.9	42	7
8t	Kelce (TE)	KC	97	823	8.5	38	3
10	Smith-Njigba	SEA	96	1121	11.7	46	6
11	D. London	ATL	90	1084	12.0	31	7
12	D. Moore	CHI	89	880	9.9	44	5
13	Jeudy	CLE	84	1166	13.9	89t	4
14	Robinson	NYG	83	656	7.9	35	3
15	*B. Thomas	JAX	80	1179	14.7	85t	10
16t	Nacua	LAR	79	990	12.5	51	3
16t	D. Adams	LV-NYJ	79	975	12.3	71t	7
16t	T. Hill	MIA	79	939	11.9	80t	6
16t	J. Smith (TE)	MIA	79	828	10.5	57t	7
20t	Meyers	LV	78	904	11.6	43	3
20t	Achane (RB)	MIA	78	592	7.6	39	6
22	*McConkey	LAC	77	1054	13.7	60t	7
23t	Kittle (TE)	SF	76	1079	14.2	43	8
23t	Sutton	DEN	76	983	12.9	37	7
23t	Shakir	BUF	76	821	10.8	52	4
26	McLaurin	WAS	74	1034	14.0	86t	12
27	Flowers	BAL	73	1047	14.3	53t	4
28	Jennings	SF	70	923	13.2	45	6
29	Higgins	CIN	69	858	12.4	42t	10
30t	D. Smith	PHI	68	833	12.3	49	8
30t	Kamara (RB)	NO	68	543	8.0	57t	2
32t	A. Brown	PHI	67	1079	16.1	67t	7
32t	Allen	CHI	67	719	10.7	45t	7
32t	Kupp	LAR	67	710	10.6	69t	6
35	Henry (TE)	NE	66	674	10.2	35	2
36	Evans	TB	65	915	14.1	57t	11
37t	Mooney	ATL	64	992	15.5	49	5
37t	Njoku (TE)	CLE	64	505	7.9	29	5
39t	Collins	HOU	63	968	15.4	67t	6
39t	Metcalf	SEA	63	939	14.9	71t	4
39t	Pittman	IND	63	736	11.7	33	3
39t	Douglas	NE	63	587	9.3	36t	3
43t	Addison	MIN	62	875	14.1	69	9
43t	Downs	IND	62	709	11.4	69t	5
45t	Ridley	TEN	61	941	15.4	63	4
45t	Ertz (TE)	WAS	61	610	10.0	37	6
47t	*Worthy	KC	59	638	10.8	54t	6
47t	Otton (TE)	TB	59	600	10.2	44	4
47t	Robinson (RB)	ATL	59	428	7.3	29	1
50t	Pickens	PIT	58	900	15.5	44	3
50t	McCloud	ATL	58	620	10.7	60	1
50t	Moore	CLE	58	502	8.7	44	1

2024 NATIONAL FOOTBALL LEAGUE

NFL RECEIVING YARDAGE LEADERS

RANK	PLAYER	TEAM	YDS	REC	AVG	LONG	TD
1	Chase	CIN	1612	117	13.8	70t	16
2	Jefferson	MIN	1479	100	14.8	97t	10
3	Lamb	DAL	1194	101	11.8	65t	6
4	St. Brown	DET	1186	109	10.9	66t	12
5	*B. Thomas	JAX	1179	80	14.7	85t	10
6	Jeady	CLE	1166	84	13.9	89t	4
7	*Bowers (TE)	LV	1144	108	10.6	57t	4
8	*Nabers	NYG	1140	104	11.0	59t	6
9	Smith-Njigba	SEA	1121	96	11.7	46	6
10	D. London	ATL	1084	90	12.0	31	7
11	McBride (TE)	ARI	1081	104	10.4	37	1
12t	A. Brown	PHI	1079	67	16.1	67t	7
12t	Kittle (TE)	SF	1079	76	14.2	43	8
14	*McConkey	LAC	1054	77	13.7	60t	7
15	Wilson	NYJ	1053	97	10.9	42	7
16	Flowers	BAL	1047	73	14.3	53t	4
17	McLaurin	WAS	1034	74	14.0	86t	12
18	Mooney	ATL	992	64	15.5	49	5
19	Nacua	LAR	990	79	12.5	51	3
20	Sutton	DEN	983	76	12.9	37	7
21	D. Adams	LV-NYJ	975	79	12.3	71t	7
22	Collins	HOU	968	63	15.4	67t	6
23	Ja. Williams	DET	967	52	18.6	82t	7
24	Ridley	TEN	941	61	15.4	63	4
25t	T. Hill	MIA	939	79	11.9	80t	6
25t	Metcalf	SEA	939	63	14.9	71t	4
27	Jennings	SF	923	70	13.2	45	6
28	Evans	TB	915	65	14.1	57t	11
29	Meyers	LV	904	78	11.6	43	3
30	Pickens	PIT	900	58	15.5	44	3
31	D. Moore	CHI	880	89	9.9	44	5
32	Addison	MIN	875	62	14.1	69	9
33	Higgins	CIN	858	69	12.4	42t	10
34	D. Smith	PHI	833	68	12.3	49	8
35	J. Smith (TE)	MIA	828	79	10.5	57t	7
36	Kelce (TE)	KC	823	97	8.5	38	3
37	*Harrison	ARI	822	57	14.4	60t	7
38	Shakir	BUF	821	76	10.8	52	4
39	Reed	GB	809	53	15.3	70t	6
40	Pierce	IND	767	35	21.9	65t	6
41	Pittman	IND	736	63	11.7	33	3
42	Allen	CHI	719	67	10.7	45t	7
43	*Odunze	CHI	716	52	13.8	47	3
44	Kupp	LAR	710	67	10.6	69t	6
45	Downs	IND	709	62	11.4	69t	5
46	Waddle	MIA	700	54	13.0	63	2
47	Bateman	BAL	680	40	17.0	59	8
48	Henry (TE)	NE	674	66	10.2	35	2
49	Kraft (TE)	GB	671	46	14.6	67	7
50	Samuel	SF	670	51	13.1	76t	3

2024 NATIONAL FOOTBALL LEAGUE

NFL THIRD-DOWN RECEIVING LEADERS

RANK	PLAYER	TEAM	REC	YDS	AVG	LONG	TD
1	Robinson	NYG	32	292	9.1	35	2
2	St. Brown	DET	30	400	13.3	66t	5
3	Sutton	DEN	28	443	15.8	33	3
4t	Wilson	NYJ	25	280	11.2	26t	3
4t	Kelce (TE)	KC	25	254	10.2	38	1
6t	Pickens	PIT	23	303	13.2	37	0
6t	Smith-Njigba	SEA	23	285	12.4	25	1
6t	*Bowers (TE)	LV	23	269	11.7	29	1
6t	Jennings	SF	23	245	10.7	31t	3
10t	Shakir	BUF	22	348	15.8	52	2
10t	*Nabers	NYG	22	294	13.4	39	3
10t	Kittle (TE)	SF	22	253	11.5	41	5
13t	Henry (TE)	NE	21	242	11.5	32	1
13t	*McConkey	LAC	21	235	11.2	19	2
15t	Jefferson	MIN	20	326	16.3	52t	5
15t	Higgins	CIN	20	312	15.6	38t	4
15t	Meyers	LV	20	265	13.3	43	0
15t	Lamb	DAL	20	261	13.1	52	1
15t	Chase	CIN	20	249	12.5	63t	2
20t	McLaurin	WAS	19	339	17.8	66	5
20t	Collins	HOU	19	281	14.8	34	3
20t	McBride (TE)	ARI	19	238	12.5	29	0
20t	D. London	ATL	19	224	11.8	20	3
20t	Moore	CLE	19	198	10.4	44	0
25t	A. Brown	PHI	18	273	15.2	28	3
25t	Downs	IND	18	243	13.5	31	2
25t	Dell	HOU	18	216	12.0	31	0
25t	T. Hill	MIA	18	211	11.7	30	2
29t	Mooney	ATL	17	275	16.2	49	2
29t	Doubs	GB	17	252	14.8	39	3
29t	Jeudy	CLE	17	240	14.1	35t	1
29t	Nacua	LAR	17	195	11.5	21	1
29t	J. Smith (TE)	MIA	17	176	10.4	33	2
34t	D. Adams	LV-NYJ	16	286	17.9	43	1
34t	Johnston	LAC	16	228	14.3	66t	5
34t	Gesicki (TE)	CIN	16	199	12.4	47t	1
34t	Godwin	TB	16	197	12.3	24	0
34t	Freiermuth (TE)	PIT	16	181	11.3	22	3
34t	D. Moore	CHI	16	180	11.3	31t	2
34t	Douglas	NE	16	168	10.5	35t	1
34t	Otton (TE)	TB	16	164	10.3	29	2
34t	Allen	CHI	16	162	10.1	25	1
34t	Kupp	LAR	16	140	8.8	27	1
44t	*B. Thomas	JAX	15	280	18.7	62t	5
44t	McCloud	ATL	15	176	11.7	27	0
44t	Hill (RB)	BAL	15	168	11.2	24	0
44t	Addison	MIN	15	158	10.5	25	1
48t	Ridley	TEN	14	278	19.9	63	1
48t	Metcalf	SEA	14	220	15.7	31t	1
48t	Perine (RB)	KC	14	211	15.1	35	1
48t	Slayton	NYG	14	192	13.7	36	1
48t	Boyd	TEN	14	177	12.6	40	0
48t	D. Smith	PHI	14	171	12.2	27	3
48t	Hopkins	TEN-KC	14	169	12.1	35	2
48t	Andrews (TE)	BAL	14	162	11.6	23	4

2024 NATIONAL FOOTBALL LEAGUE

NFL THIRD-DOWN RECEIVING LEADERS

RANK	PLAYER	TEAM	REC	YDS	AVG	LONG	TD
48t	Hockenson (TE)	MIN	14	142	10.1	34	0
48t	Pitts (TE)	ATL	14	133	9.5	23	0
48t	Ertz (TE)	WAS	14	128	9.1	21	3
48t	Williams (RB)	DEN	14	109	7.8	34	0
48t	Warren (RB)	PIT	14	102	7.3	26	0
48t	Charbonnet (RB)	SEA	14	92	6.6	16	0

2024 NATIONAL FOOTBALL LEAGUE

NFL LEADING SCORERS (NON-KICKING)

RANK	PLAYER	TEAM	POS	TOUCHDOWNS				X2	PTS
				TOTAL	RUSH	REC	RET		
1	Cook	BUF	RB	17	15	2	0	0	102
2t	Barkley	PHI	RB	15	13	2	0	3	96
2t	Chase	CIN	WR	16	0	16	0	0	96
2t	Gibbs	DET	RB	16	13	3	0	0	96
2t	Henry	BAL	RB	16	14	2	0	0	96
2t	K. Williams	LAR	RB	16	14	2	0	0	96
7	Jacobs	GB	RB	15	14	1	0	0	90
8	Hurts	PHI	QB	14	14	0	0	0	84
9	Robinson	ATL	RB	13	12	1	0	1	80
10	Allen	BUF	QB	13	12	1	0	0	78
11t	McLaurin	WAS	WR	12	0	12	0	0	72
11t	Mixon	HOU	RB	12	11	1	0	0	72
11t	Montgomery	DET	RB	12	12	0	0	0	72
11t	St. Brown	DET	WR	12	0	12	0	0	72
15t	C. Brown	CIN	RB	11	7	4	0	1	68
15t	Hubbard	CAR	RB	11	10	1	0	1	68
17t	Achane	MIA	RB	11	5	6	0	0	66
17t	Evans	TB	WR	11	0	11	0	0	66
17t	Taylor	IND	RB	11	10	1	0	0	66
20	*B. Thomas	JAX	WR	10	0	10	0	2	64
21t	Addison	MIN	WR	10	1	9	0	0	60
21t	Andrews	BAL	TE	10	0	10	0	0	60
21t	Higgins	CIN	WR	10	0	10	0	0	60
21t	Jefferson	MIN	WR	10	0	10	0	0	60
25	Conner	ARI	RB	9	8	1	0	2	58
26t	Charbonnet	SEA	RB	9	8	1	0	0	54
26t	Dobbins	LAC	RB	9	9	0	0	0	54
26t	Westbrook-Ikhine	TEN	WR	9	0	9	0	0	54
26t	White	TB	RB	9	3	6	0	0	54
26t	*Worthy	KC	WR	9	3	6	0	0	54
31	Stevenson	NE	RB	8	7	1	0	2	52
32t	Bateman	BAL	WR	8	0	8	0	0	48
32t	Johnston	LAC	WR	8	0	8	0	0	48
32t	Kamara	NO	RB	8	6	2	0	0	48
32t	Kittle	SF	TE	8	0	8	0	0	48
32t	Robinson	WAS	RB	8	8	0	0	0	48
32t	D. Smith	PHI	WR	8	0	8	0	0	48
32t	Walker	SEA	RB	8	7	1	0	0	48
32t	Ja. Williams	DET	WR	8	1	7	0	0	48
40t	D. Adams	LV-NYJ	WR	7	0	7	0	1	44
40t	Hall	NYJ	RB	7	5	2	0	1	44
40t	Kraft	GB	TE	7	0	7	0	1	44
40t	Wilson	NYJ	WR	7	0	7	0	1	44
44t	Allen	CHI	WR	7	0	7	0	0	42
44t	A. Brown	PHI	WR	7	0	7	0	0	42
44t	*Harrison	ARI	WR	7	0	7	0	0	42

2024 NATIONAL FOOTBALL LEAGUE

NFL LEADING SCORERS (NON-KICKING)

RANK	PLAYER	TEAM	POS	TOUCHDOWNS				X2	PTS
				TOTAL	RUSH	REC	RET		
44t	Hunt	KC	RB	7	7	0	0	0	42
44t	*Irving	TB	RB	7	7	0	0	0	42
44t	A. Jones	MIN	RB	7	5	2	0	0	42
44t	LaPorta	DET	TE	7	0	7	0	0	42
44t	D. London	ATL	WR	7	0	7	0	0	42
44t	*McConkey	LAC	WR	7	0	7	0	0	42
44t	*McMillan	TB	WR	7	0	7	0	0	42
44t	Reed	GB	WR	7	1	6	0	0	42
44t	Robinson	LAR	WR	7	0	7	0	0	42
44t	J. Smith	MIA	TE	7	0	7	0	0	42
44t	Sutton	DEN	WR	7	0	7	0	0	42
44t	Tolbert	DAL	WR	7	0	7	0	0	42

2024 NATIONAL FOOTBALL LEAGUE

NFL LEADING SCORERS (KICKING)

RANK	PLAYER	TEAM	PAT	FG	FG%	LONG	PTS
1	Boswell	PIT	33/33	40/43	93.0%	57	153
2t	Aubrey	DAL	29/29	36/43	83.7%	65	137
2t	Fairbairn	HOU	32/33	35/41	85.4%	59	137
4	Dicker	LAC	31/34	35/37	94.6%	59	136
5t	Bates	DET	60/63	25/28	89.3%	58	135
5t	McLaughlin	TB	51/53	28/30	93.3%	56	135
7	Lutz	DEN	41/41	30/33	90.9%	55	131
8	Sanders	MIA	24/26	35/39	89.7%	57	129
9	Bass	BUF	58/62	23/28	82.1%	61	127
10	Elliott	PHI	45/46	26/33	78.8%	50	123
11	Tucker	BAL	55/57	22/30	73.3%	56	121
12	Carlson	LV	21/23	32/38	84.2%	54	117
13	Gay	IND	31/31	27/32	84.4%	56	112
14	Myers	SEA	34/37	25/29	86.2%	59	109
15	*Karty	LAR	31/35	25/30	83.3%	55	106
16	Seibert	WAS	22/24	27/30	90.0%	55	103
17t	Koo	ATL	26/26	25/34	73.5%	58	101
17t	*Reichard	MIN	38/38	21/26	80.8%	58	101
19t	Grupe	NO	30/32	23/27	85.2%	57	99
19t	Ryland	ARI	21/22	26/30	86.7%	58	99
21	Moody	SF	29/30	23/32	71.9%	53	98
22	*C. Little	JAX	25/25	24/26	92.3%	59	97
23t	Butker	KC	29/31	21/24	87.5%	53	92
23t	Slye	NE	23/24	23/30	76.7%	63	92
25	Pineiro	CAR	28/30	21/25	84.0%	53	91
26	Folk	TEN	25/25	21/22	95.5%	56	88
27	McPherson	CIN	37/38	16/22	72.7%	56	85
28	Santos	CHI	22/23	20/24	83.3%	54	82
29	McManus	GB	29/29	17/18	94.4%	55	80
30	Hopkins	CLE	16/19	17/26	65.4%	56	67
31	*Narveson	GB-TEN	18/18	12/18	66.7%	47	54
32	Joseph	DET-NYG-WAS-NYJ	8/8	15/19	78.9%	52	53
33	Carlson	SF-NYJ	12/15	13/15	86.7%	58	51
34	Wright	SF-KC-TEN	6/6	13/14	92.9%	50	45
35t	Romo	MIN-NE	7/8	11/12	91.7%	55	40
35t	Zuerlein	NYJ	13/14	9/15	60.0%	40	40
37	Gano	NYG	14/14	7/9	77.8%	50	35
38	York	WAS-CIN	15/16	5/9	55.6%	59	30
39	Gonzalez	WAS	17/17	4/6	66.7%	48	29
40	Prater	ARI	10/10	6/6	100.0%	57	28
41	*Shrader	IND-NYJ-KC	9/9	5/5	100.0%	45	24
42	Patterson	NYJ-CLE-ATL	11/11	3/5	60.0%	52	20
43	*McAtamney	NYG	1/1	1/1	100.0%	31	4
44	Wishnowsky	SF	0/0	1/1	100.0%	26	3
45	Gillan	NYG	0/1	0/0	---	---	0

2024 NATIONAL FOOTBALL LEAGUE

2024 NATIONAL FOOTBALL LEAGUE

NFL TOUCHBACKS ON KICKOFFS

RANK	PLAYER	TEAM	TB
1	Bates	DET	80
2	Bass	BUF	73
3	Tucker	BAL	67
4	Lutz	DEN	64
5	Sanders	MIA	62
6t	Evans	LAR	61
6t	Gay	IND	61
8t	Dicker	LAC	59
8t	Reichard	MIN	59
10	C. Little	JAX	58
11	Mann	PHI	56
12	McPherson	CIN	54
13	Pinion	ATL	50
14	Boswell	PIT	49
15	Butker	KC	48
16t	Carlson	LV	47
16t	Ryland	ARI	47
18	Moody	SF	44
19t	Myers	SEA	43
19t	Slye	NE	43
21	Fairbairn	HOU	41
22t	Aubrey	DAL	38
22t	Gill	TB	38
22t	Santos	CHI	38
25	Folk	TEN	37
26	Hopkins	CLE	34
27	Pineiro	CAR	29
28	Zuerlein	NYJ	28
29	McManus	GB	25
30t	Gano	NYG	23
30t	Joseph	DET-NYG-WAS-NYJ	23
32	Romo	MIN-NE	19
33t	Camarda	TB	18
33t	Grupe	NO	18
33t	Narveson	GB-TEN	18
33t	York	WAS-CIN	18
37t	Prater	ARI	17
37t	Shrader	IND-NYJ-KC	17
39	Seibert	WAS	14
40t	Browning	TB	13
40t	Carlson	SF-NYJ	13
42	Stout	BAL	7
43t	Elliott	PHI	6
43t	Gonzalez	WAS	6
45t	Karty	LAR	5
45t	Koo	ATL	5
45t	McLaughlin	TB	5
48	McAtamney	NYG	4

2024 NATIONAL FOOTBALL LEAGUE

NFL TOUCHBACKS ON KICKOFFS

RANK	PLAYER	TEAM	TB
49	Wright	SF-KC-TEN	3
50t	Gillan	NYG	2
50t	Patterson	NYJ-CLE-ATL	2
52t	Morstead	NYJ	1
52t	Reid	KC	1

2024 NATIONAL FOOTBALL LEAGUE

NFL MOST YARDS FROM SCRIMMAGE

RANK	PLAYER	TEAM	POS	TOTAL			RUSHING			RECEIVING		
				YDS	PLAYS	AVG	YDS	ATT	AVG	YDS	ATT	AVG
1	Barkley	PHI	RB	2283	378	6.0	2005	345	5.8	278	33	8.4
2	Henry	BAL	RB	1953	322	6.1	1783	305	5.8	170	17	10.0
3	Gibbs	DET	RB	1759	274	6.4	1273	227	5.6	486	47	10.3
4	Robinson	ATL	RB	1714	335	5.1	1286	276	4.7	428	59	7.3
5	Chase	CIN	WR	1644	120	13.7	32	3	10.7	1612	117	13.8
6	Jacobs	GB	RB	1625	330	4.9	1285	295	4.4	340	35	9.7
7	Conner	ARI	RB	1508	283	5.3	1094	236	4.6	414	47	8.8
8	Kamara	NO	RB	1493	296	5.0	950	228	4.2	543	68	8.0
9	Jefferson	MIN	WR	1482	101	14.7	3	1	3.0	1479	100	14.8
10	K. Williams	LAR	RB	1481	350	4.2	1299	316	4.1	182	34	5.4
11	A. Jones	MIN	RB	1471	291	5.1	1093	245	4.5	378	46	8.2
12	*Irving	TB	RB	1430	233	6.1	1033	188	5.5	397	45	8.8
13	Taylor	IND	RB	1387	286	4.8	1254	269	4.7	133	17	7.8
14	Achane	MIA	RB	1378	270	5.1	786	192	4.1	592	78	7.6
15	Hubbard	CAR	RB	1366	293	4.7	1195	250	4.8	171	43	4.0
16	C. Brown	CIN	RB	1350	283	4.8	990	229	4.3	360	54	6.7
17	Mixon	HOU	RB	1297	275	4.7	993	240	4.1	304	35	8.7
18	Hall	NYJ	RB	1287	251	5.1	819	197	4.2	468	54	8.7
19	Swift	CHI	RB	1280	275	4.7	894	233	3.8	386	42	9.2
20	Harris	PIT	RB	1270	283	4.5	1007	251	4.0	263	32	8.2
21	Lamb	DAL	WR	1264	115	11.0	70	14	5.0	1194	101	11.8
22	Pollard	TEN	RB	1255	279	4.5	1017	238	4.3	238	41	5.8
23	Dowdle	DAL	RB	1244	250	5.0	1007	213	4.7	237	37	6.4
24	Cook	BUF	RB	1239	229	5.4	981	197	5.0	258	32	8.1
25	*B. Thomas	JAX	WR	1227	86	14.3	48	6	8.0	1179	80	14.7
26	St. Brown	DET	WR	1192	111	10.7	6	2	3.0	1186	109	10.9
27	Jeudy	CLE	WR	1166	84	13.9	0	0	---	1166	84	13.9
28	*Bowers	LV	TE	1157	113	10.2	13	5	2.6	1144	108	10.6
29	Smith-Njigba	SEA	WR	1143	100	11.4	22	4	5.5	1121	96	11.7
30	*Nabers	NYG	WR	1142	109	10.5	2	5	0.4	1140	104	11.0
31	Montgomery	DET	RB	1116	221	5.0	775	185	4.2	341	36	9.5
32	Flowers	BAL	WR	1094	81	13.5	47	8	5.9	1047	73	14.3
33	McBride	ARI	TE	1083	105	10.3	2	1	2.0	1081	104	10.4
34	D. London	ATL	WR	1081	91	11.9	-3	1	-3.0	1084	90	12.0
35t	A. Brown	PHI	WR	1079	67	16.1	0	0	---	1079	67	16.1
35t	Kittle	SF	TE	1079	76	14.2	0	0	---	1079	76	14.2
37	Wilson	NYJ	WR	1058	98	10.8	5	1	5.0	1053	97	10.9
38	*Tracy	NYG	RB	1057	214	4.9	780	178	4.4	277	36	7.7
39	*McConkey	LAC	WR	1054	77	13.7	0	0	---	1054	77	13.7
40t	McLaurin	WAS	WR	1036	76	13.6	2	2	1.0	1034	74	14.0
40t	Nacua	LAR	WR	1036	90	11.5	46	11	4.2	990	79	12.5
42	Ja. Williams	DET	WR	1028	63	16.3	61	11	5.5	967	52	18.6
43	White	TB	RB	1006	195	5.2	613	144	4.3	393	51	7.7
44	Ridley	TEN	WR	999	67	14.9	58	6	9.7	941	61	15.4
45t	T. Hill	MIA	WR	992	87	11.4	53	8	6.6	939	79	11.9
45t	Mooney	ATL	WR	992	64	15.5	0	0	---	992	64	15.5
47t	Dobbins	LAC	RB	983	206	4.8	842	177	4.8	141	29	4.9
47t	Sutton	DEN	WR	983	76	12.9	0	0	---	983	76	12.9
49	D. Adams	LV-NYJ	WR	975	79	12.3	0	0	---	975	79	12.3
50t	Reed	GB	WR	969	70	13.8	160	17	9.4	809	53	15.3
50t	Stevenson	NE	RB	969	240	4.0	801	207	3.9	168	33	5.1

2024 NATIONAL FOOTBALL LEAGUE

NFL LEADERS IN FIRST DOWNS

RANK	PLAYER	TEAM	POS	TOTAL	RUSH	REC
1	Henry	BAL	RB	97	88	9
2	Barkley	PHI	RB	94	82	12
3	K. Williams	LAR	RB	91	85	6
4	Robinson	ATL	RB	87	67	20
5	Gibbs	DET	RB	85	62	23
6t	Conner	ARI	RB	83	66	17
6t	Jacobs	GB	RB	83	68	15
8	Chase	CIN	WR	73	2	71
9t	C. Brown	CIN	RB	72	49	23
9t	Hubbard	CAR	RB	72	62	10
11	Kamara	NO	RB	70	52	18
12	St. Brown	DET	WR	68	1	67
13t	*Irving	TB	RB	66	50	16
13t	A. Jones	MIN	RB	66	48	18
13t	Montgomery	DET	RB	66	50	16
13t	Taylor	IND	RB	66	59	7
17	Achane	MIA	RB	63	33	30
18t	Hurts	PHI	QB	62	62	0
18t	Mixon	HOU	RB	62	50	12
20t	Dowdle	DAL	RB	61	49	12
20t	Jefferson	MIN	WR	61	0	61
22t	*Bowers	LV	TE	60	2	58
22t	Cook	BUF	RB	60	46	14
22t	D. London	ATL	WR	60	0	60
25	Pollard	TEN	RB	59	50	9
26t	Lamb	DAL	WR	58	4	54
26t	McBride	ARI	TE	58	1	57
26t	Wilson	NYJ	WR	58	1	57
29	Harris	PIT	RB	57	46	11
30	Smith-Njigba	SEA	WR	56	1	55
31	T. Hill	MIA	WR	55	2	53
32t	Jeudy	CLE	WR	54	0	54
32t	*Nabers	NYG	WR	54	1	53
34t	*Daniels	WAS	QB	53	53	0
34t	Sutton	DEN	WR	53	0	53
34t	*B. Thomas	JAX	WR	53	3	50
34t	White	TB	RB	53	35	18
38t	Allen	BUF	QB	52	51	1
38t	Hunt	KC	RB	52	42	10
38t	McLaurin	WAS	WR	52	0	52
41t	A. Brown	PHI	WR	51	0	51
41t	Hall	NYJ	RB	51	37	14
41t	Robinson	WAS	RB	51	47	4
41t	J. Smith	MIA	TE	51	0	51
41t	Swift	CHI	RB	51	39	12
46	*Tracy	NYG	RB	50	37	13
47t	Dobbins	LAC	RB	49	43	6
47t	Evans	TB	WR	49	0	49
47t	Kittle	SF	TE	49	0	49
47t	*McConkey	LAC	WR	49	0	49
47t	Meyers	LV	WR	49	1	48
47t	Nacua	LAR	WR	49	2	47

2024 NATIONAL FOOTBALL LEAGUE

NFL PUNTING YARDS LEADERS

RANK	PLAYER	TEAM	POS	PUNTS	YARDS	LONG	AVG	TB	BLK	DWN	OB	RETURNS		IN20	NET AVG
												TOT	YDS		
1	Stonehouse	TEN	P	68	3472	75	51.1	7	2	4	3	45	646	20	38.4
2	Fox	DET	P	43	2193	68	51.0	4	0	5	1	19	123	21	46.3
3	Cole	LV	P	62	3124	71	50.4	7	2	7	10	24	284	25	42.2
4	Baringer	NE	P	67	3375	75	50.4	8	0	8	3	32	406	29	41.9
5	Sanchez	IND	P	64	3182	65	49.7	4	0	2	4	30	390	24	42.4
6	Gillikin	ARI	P	38	1887	63	49.7	1	0	6	2	16	183	19	44.3
7	Bojorquez	CLE	P	84	4171	84	49.7	6	0	11	13	37	514	36	42.1
8	Cooke	JAX	P	64	3159	73	49.4	3	0	1	17	25	239	32	44.7
9	*Rehkov	CIN	P	50	2457	80	49.1	5	0	4	2	23	212	24	42.9
10	Dickson	SEA	P	72	3528	68	49.0	8	0	7	7	29	254	30	43.3
11	Mann	PHI	P	51	2493	70	48.9	7	1	8	6	22	154	18	42.3
12	Araiza	KC	P	57	2782	72	48.8	8	0	7	0	25	253	22	41.6
13	Anger	DAL	P	58	2807	62	48.4	3	0	5	1	30	318	23	41.9
14	*T. Taylor	CHI	P	76	3657	68	48.1	3	0	8	5	40	406	32	42.0
15	Townsend	HOU	P	72	3458	69	48.0	6	1	13	7	24	121	37	44.1
16	Morstead	NYJ	P	59	2815	75	47.7	7	0	5	6	28	254	18	41.0
17	Bailey	MIA	P	53	2518	64	47.5	5	1	4	14	20	219	21	40.7
18	Martin	BUF	P	50	2360	65	47.2	5	1	6	5	21	187	24	40.6
19	Pinion	ATL	P	47	2209	65	47.0	4	0	4	3	22	305	14	38.8
20	Dixon	DEN	P	75	3509	65	46.8	5	0	11	8	28	247	32	42.2
21	Way	WAS	P	45	2105	74	46.8	2	0	6	5	23	147	19	42.6
22	Waitman	PIT	P	60	2802	71	46.7	5	0	7	6	26	167	25	42.3
23	Scott	LAC	P	71	3315	67	46.7	4	0	7	9	28	268	28	41.8
24	Stout	BAL	P	51	2372	70	46.5	4	0	4	7	21	163	21	41.7
25t	Whelan	GB	P	53	2449	74	46.2	4	0	7	6	19	135	22	42.2
25t	R. Wright	MIN	P	53	2449	66	46.2	5	1	5	8	25	168	27	40.4
27	Evans	LAR	P	53	2427	68	45.8	2	0	10	11	21	181	29	41.6
28	Hekker	CAR	P	70	3183	65	45.5	3	1	19	4	25	169	22	41.6
29	*Hayball	NO	P	72	3172	64	44.1	3	0	9	7	27	213	39	40.3
30	Gillan	NYG	P	53	2328	67	43.9	2	0	5	7	17	135	26	40.6

2024 NATIONAL FOOTBALL LEAGUE

NFL NET PUNTING YARDS LEADERS

RANK	PLAYER	TEAM	POS	PUNTS	YARDS	LONG	AVG	TB	BLK	DWN	OB	RETURNS		IN20	NET AVG
												TOT	YDS		
1	Fox	DET	P	43	2193	68	51.0	4	0	5	1	19	123	21	46.3
2	Cooke	JAX	P	64	3159	73	49.4	3	0	1	17	25	239	32	44.7
3	Gillikin	ARI	P	38	1887	63	49.7	1	0	6	2	16	183	19	44.3
4	Townsend	HOU	P	72	3458	69	48.0	6	1	13	7	24	121	37	44.1
5	Dickson	SEA	P	72	3528	68	49.0	8	0	7	7	29	254	30	43.3
6	*Rehkov	CIN	P	50	2457	80	49.1	5	0	4	2	23	212	24	42.9
7	Way	WAS	P	45	2105	74	46.8	2	0	6	5	23	147	19	42.6
8	Sanchez	IND	P	64	3182	65	49.7	4	0	2	4	30	390	24	42.4
9	Mann	PHI	P	51	2493	70	48.9	7	1	8	6	22	154	18	42.3
10	Waitman	PIT	P	60	2802	71	46.7	5	0	7	6	26	167	25	42.3
11	Cole	LV	P	62	3124	71	50.4	7	2	7	10	24	284	25	42.2
12	Dixon	DEN	P	75	3509	65	46.8	5	0	11	8	28	247	32	42.2
13	Whelan	GB	P	53	2449	74	46.2	4	0	7	6	19	135	22	42.2
14	Bojorquez	CLE	P	84	4171	84	49.7	6	0	11	13	37	514	36	42.1
15	*T. Taylor	CHI	P	76	3657	68	48.1	3	0	8	5	40	406	32	42.0
16	Baringer	NE	P	67	3375	75	50.4	8	0	8	3	32	406	29	41.9
17	Anger	DAL	P	58	2807	62	48.4	3	0	5	1	30	318	23	41.9
18	Scott	LAC	P	71	3315	67	46.7	4	0	7	9	28	268	28	41.8
19	Stout	BAL	P	51	2372	70	46.5	4	0	4	7	21	163	21	41.7
20	Evans	LAR	P	53	2427	68	45.8	2	0	10	11	21	181	29	41.6
21	Hekker	CAR	P	70	3183	65	45.5	3	1	19	4	25	169	22	41.6
22	Araiza	KC	P	57	2782	72	48.8	8	0	7	0	25	253	22	41.6
23	Morstead	NYJ	P	59	2815	75	47.7	7	0	5	6	28	254	18	41.0
24	Bailey	MIA	P	53	2518	64	47.5	5	1	4	14	20	219	21	40.7
25	Martin	BUF	P	50	2360	65	47.2	5	1	6	5	21	187	24	40.6
26	Gillan	NYG	P	53	2328	67	43.9	2	0	5	7	17	135	26	40.6
27	R. Wright	MIN	P	53	2449	66	46.2	5	1	5	8	25	168	27	40.4
28	*Hayball	NO	P	72	3172	64	44.1	3	0	9	7	27	213	39	40.3
29	Pinion	ATL	P	47	2209	65	47.0	4	0	4	3	22	305	14	38.8
30	Stonehouse	TEN	P	68	3472	75	51.1	7	2	4	3	45	646	20	38.4

2024 NATIONAL FOOTBALL LEAGUE

2024 NATIONAL FOOTBALL LEAGUE

NFL PUNT RETURN LEADERS

RANK	PLAYER	TEAM	POS	RET	FC	YDS	AVG	LONG	TD
1	Mims	DEN	WR	26	21	408	15.7	61	0
2	M. Jones	NE	CB	26	8	386	14.8	62	0
3	Raymond	DET	WR	27	9	390	14.4	90t	1
4	*Codrington	BUF	DB	27	7	313	11.6	29	0
5	Austin	PIT	WR	25	15	273	10.9	73t	1
6	Hardman	KC	WR	20	9	203	10.2	55	0
7	*DeJean	PHI	CB	21	21	211	10.0	31	0
8	Darden	CLE-SEA	WR	31	11	292	9.4	28	0
9	Dortch	ARI	WR	19	3	178	9.4	27	0
10	Williams	ATL	RB	19	17	176	9.3	28	0
11	Proche	CLE	WR	19	9	172	9.1	18	0
12	*Cowing	SF	WR	27	8	230	8.5	30	0
13	Gipson	NYJ	WR	31	15	255	8.2	40	0
14	*Jackson	TEN	WR	28	7	215	7.7	20	0
15	Smith-Marsette	NYG	WR	27	17	203	7.5	22	0
16	Powell	MIN	WR	21	16	152	7.2	15	0

2024 NATIONAL FOOTBALL LEAGUE

NFL KICKOFF RETURN LEADERS

RANK	PLAYER	TEAM	POS	RET	YDS	AVG	LONG	TD
1	Turpin	DAL	WR	26	874	33.6	99t	1
2	Ekeler	WAS	RB	19	594	31.3	62	0
3	Davis	LAC	WR	19	524	27.6	56	0
4	Gray	NYG	RB	21	554	26.4	37	0
5	Blackshear	CAR	RB	31	791	25.5	43	0

2024 NATIONAL FOOTBALL LEAGUE

2024 NATIONAL FOOTBALL LEAGUE

NFL INTERCEPTION LEADERS

RANK	PLAYER	TEAM	POS	INT	YARDS	AVG	LONG	TD
1	K. Joseph	DET	SAF	9	99	11.0	33	1
2	McKinney	GB	SAF	7	111	15.9	48	0
3t	Gardner-Johnson	PHI	SAF	6	116	19.3	69t	1
3t	Humphrey	BAL	CB	6	37	6.2	37t	1
3t	B. Murphy	MIN	CB	6	2	0.3	2	0
6t	*Bullock	HOU	SAF	5	96	19.2	68	0
6t	Hooker	TEN	SAF	5	68	13.6	30	0
6t	Jackson	PIT	CB	5	88	17.6	49	0
6t	Stingley	HOU	CB	5	48	9.6	31	0
10t	Bates	ATL	SS	4	55	13.8	55t	1
10t	Blankenship	PHI	SAF	4	29	7.3	28	0
10t	Branch	DET	SAF	4	48	12.0	47	0
10t	*Kinchens	LAR	SAF	4	123	30.8	103t	1
10t	*McCollough	LAR	DB	4	6	1.5	4t	1
10t	*Still	LAC	DB	4	85	21.3	61t	1
10t	Stone	CIN	SAF	4	88	22.0	49	1
10t	Surtain	DEN	CB	4	132	33.0	100t	1
18t	Adebo	NO	CB	3	68	22.7	47	0
18t	*Bishop	PIT	CB	3	46	15.3	41	0
18t	Bryant	SEA	CB	3	87	29.0	69t	1
18t	Bynum	MIN	SS	3	3	1.0	3	0
18t	Cross	IND	SAF	3	25	8.3	20	0
18t	*Hicks	KC	SAF	3	50	16.7	47	0
18t	B. Jones	DEN	SAF	3	74	24.7	37	0
18t	Jones	LV	CB	3	53	17.7	29t	1
18t	*Lassiter	HOU	CB	3	9	3.0	9	0
18t	Mathieu	NO	FS	3	29	9.7	23	0
18t	Molden	LAC	CB	3	28	9.3	25	0
18t	Moore	IND	CB	3	28	9.3	12	0
18t	Taylor-Britt	CIN	CB	3	79	26.3	51t	1
18t	Woods	CAR	FS	3	70	23.3	33	0
18t	Woolen	SEA	CB	3	11	3.7	7	0
33t	Alexander	GB	CB	2	52	26.0	35t	1
33t	Barton	DEN	LB	2	71	35.5	56	0
33t	Benford	BUF	CB	2	30	15.0	24	0
33t	Bernard	BUF	LB	2	1	0.5	1	0
33t	Blackmon	IND	SAF	2	17	8.5	17	0
33t	Conner	KC	DB	2	32	16.0	29	0
33t	Cook	KC	FS	2	0	0.0	0	0
33t	Davis	DET	CB	2	0	0.0	0	0
33t	Diggs	DAL	CB	2	1	0.5	1	0
33t	Dodson	SEA-MIA	LB	2	0	0.0	0	0
33t	Echols	NYJ	CB	2	0	0.0	0	0
33t	Franklin	IND	OLB	2	4	2.0	4	0
33t	Gonzalez	NE	CB	2	2	1.0	2	0
33t	Griffin	MIN	CB	2	28	14.0	28	0
33t	Grugier-Hill	MIN	OLB	2	5	2.5	5	0
33t	Hamlin	BUF	SS	2	19	9.5	19	0
33t	Hooker	DAL	FS	2	20	10.0	21	0
33t	Ingram	BUF	DB	2	56	28.0	31t	1
33t	A. Johnson	BUF	NT	2	9	4.5	5	0
33t	J. Johnson	CHI	CB	2	11	5.5	9	0
33t	Ta. Johnson	BUF	CB	2	23	11.5	23t	1
33t	Jones	IND	DB	2	5	2.5	5	0
33t	Kendricks	DAL	MLB	2	15	7.5	8	0

2024 NATIONAL FOOTBALL LEAGUE

NFL INTERCEPTION LEADERS

RANK	PLAYER	TEAM	POS	INT	YARDS	AVG	LONG	TD
33t	Kohou	MIA	CB	2	2	1.0	2	0
33t	Lenoir	SF	CB	2	33	16.5	33	0
33t	Love	SEA	FS	2	26	13.0	26	0
33t	McCollum	TB	CB	2	4	2.0	4	0
33t	McDuffie	KC	CB	2	0	0.0	0	0
33t	McMillian	DEN	CB	2	44	22.0	44t	1
33t	Metellus	MIN	SAF	2	16	8.0	12	0
33t	Moehrig	LV	SAF	2	28	14.0	16	0
33t	Mukuamu	DAL	SAF	2	20	10.0	15	0
33t	Murphy-Bunting	ARI	CB	2	2	1.0	2	0
33t	Pratt	CIN	LB	2	26	13.0	24	0
33t	Ramsey	MIA	CB	2	7	3.5	7	0
33t	Rapp	BUF	FS	2	5	2.5	5	0
33t	Reid	KC	SS	2	8	4.0	8	0
33t	*Sainristil	WAS	CB	2	38	19.0	38	0
33t	Simmons	ATL	FS	2	0	0.0	0	0
33t	Smith	MIN	FS	2	0	0.0	0	0
33t	*Smith	TB	SAF	2	0	0.0	0	0
33t	Spillane	LV	LB	2	0	0.0	0	0
33t	Stevenson	CHI	CB	2	43	21.5	43t	1
33t	Terrell	ATL	CB	2	1	0.5	1	0
33t	Valentine	GB	DB	2	51	25.5	31	0
33t	Van Ginkel	MIN	OLB	2	73	36.5	63t	2
33t	Ward	CLE	CB	2	0	0.0	0	0
33t	Ward	HOU	SAF	2	67	33.5	65t	1
33t	Warner	SF	MLB	2	70	35.0	45t	1
33t	A. Washington	BAL	SAF	2	33	16.5	32	0
33t	G. Williams	ARI	CB	2	0	0.0	0	0
33t	Womack	IND	CB	2	4	2.0	4	0

2024 NATIONAL FOOTBALL LEAGUE

NFL SACK LEADERS

RANK	PLAYER	TEAM	POS	SACKS
1t	Garrett	CLE	DE	14.0
1t	Hendrickson	CIN	DE	14.0
3	Hunter	HOU	DE	12.0
4t	Bonitto	DEN	LB	11.5
4t	Van Ginkel	MIN	OLB	11.5
4t	Van Noy	BAL	MLB	11.5
4t	Watt	PIT	OLB	11.5
8t	Anderson	HOU	DE	11.0
8t	Greenard	MIN	LB	11.0
10	Fowler	WAS	LB	10.5
11	McDonald	NYJ	DE	10.0
12t	Cooper	DEN	LB	9.5
12t	Parsons	DAL	LB	9.5
12t	Walker	JAX	DE	9.5
15t	Bosa	SF	DE	9.0
15t	Lawrence	NYG	DT	9.0
15t	Oweh	BAL	LB	9.0
15t	L. Williams	SEA	DE	9.0
19t	Allen	DEN	DE	8.5
19t	Floyd	SF	DE	8.5
19t	Sieler	MIA	DE	8.5
19t	Tuipulotu	LAC	LB	8.5
23t	Burns	NYG	LB	8.0
23t	*Fiske	LAR	DT	8.0
23t	D. Hall	SEA	LB	8.0
23t	Ca. Heyward	PIT	DT	8.0
23t	Hines-Allen	JAX	DE	8.0
23t	Karlaftis	KC	DE	8.0
23t	Landry	TEN	LB	8.0
23t	Luvu	WAS	LB	8.0
23t	Rousseau	BUF	DE	8.0
23t	Z. Smith	CLE-DET	DE	8.0
23t	Sweat	PHI	LB	8.0
23t	Turner	LAR	DT	8.0
35t	Bresee	NO	DT	7.5
35t	Crosby	LV	DE	7.5
35t	Hutchinson	DET	DE	7.5
35t	Kancey	TB	DT	7.5
39t	P. Jones	MIN	LB	7.0
39t	Paye	IND	DE	7.0
39t	Young	LAR	LB	7.0
42t	Buckner	IND	DT	6.5
42t	Gary	GB	DE	6.5
42t	Key	TEN	LB	6.5
42t	Madubuike	BAL	DT	6.5
42t	N. Smith	PHI	LB	6.5
42t	Wharton	KC	DT	6.5
48t	Dupree	LAC	OLB	6.0
48t	Ebiketie	ATL	LB	6.0
48t	Epenesa	BUF	DE	6.0
48t	Franklin-Myers	DEN	DE	6.0
48t	Highsmith	PIT	LB	6.0
48t	Mack	LAC	OLB	6.0
48t	Mafe	SEA	LB	6.0
48t	Ojulari	NYG	LB	6.0

2024 NATIONAL FOOTBALL LEAGUE

NFL SACK LEADERS

RANK	PLAYER	TEAM	POS	SACKS
48t	*Robinson	MIA	LB	6.0
48t	Vea	TB	DT	6.0
48t	Quin. Williams	NYJ	NT	6.0

2024 NATIONAL FOOTBALL LEAGUE

NFL LEADERS IN FUMBLE RECOVERIES

RANK	PLAYER	TEAM	POS	TOTAL	OWN TEAM	OPP TEAM
1	Mayfield	TB	QB	8	8	0
2t	Richardson	IND	QB	6	6	0
2t	G. Smith	SEA	QB	6	6	0
4t	L. Jackson	BAL	QB	5	5	0
4t	Rush	DAL	QB	5	5	0
6t	*Maye	NE	QB	4	4	0
6t	Robinson	ATL	RB	4	4	0
6t	Stevenson	NE	RB	4	4	0
9t	K. Brooks	GB	DT	3	1	2
9t	Carr	NO	QB	3	3	0
9t	*DeJean	PHI	CB	3	0	3
9t	D. Elliott	PIT	DB	3	0	3
9t	Fields	PIT	QB	3	3	0
9t	Gordon	CHI	CB	3	0	3
9t	Herbert	LAC	QB	3	3	0
9t	*Irving	TB	RB	3	3	0
9t	*Latham	TEN	OT	3	3	0
9t	Levis	TEN	QB	3	3	0
9t	Mason	SF	RB	3	3	0
9t	K. Murray	ARI	QB	3	3	0
9t	Rodgers	NYJ	QB	3	3	0
9t	Stafford	LAR	QB	3	3	0
9t	Walker	SEA	RB	3	3	0
9t	Warren	PIT	RB	3	3	0
9t	*Ca. Williams	CHI	QB	3	3	0
9t	Williams	BUF	LB	3	0	3
9t	Winston	CLE	QB	3	3	0

2024 NATIONAL FOOTBALL LEAGUE

NFL LEADERS IN RECOVERIES OF FUMBLES BY OWN TEAM

RANK	PLAYER	TEAM	POS	REC	YARDS	AVG	LONG	TD
1	Mayfield	TB	QB	8	0	0.0	0t	0
2t	Richardson	IND	QB	6	0	0.0	0t	0
2t	G. Smith	SEA	QB	6	0	0.0	0t	0
4t	L. Jackson	BAL	QB	5	-7	-1.4	0t	0
4t	Rush	DAL	QB	5	0	0.0	0t	0
6t	*Maye	NE	QB	4	0	0.0	0t	0
6t	Robinson	ATL	RB	4	0	0.0	0t	0
6t	Stevenson	NE	RB	4	0	0.0	0t	0
9t	Carr	NO	QB	3	0	0.0	0t	0
9t	Fields	PIT	QB	3	0	0.0	0t	0
9t	Herbert	LAC	QB	3	0	0.0	0t	0
9t	*Irving	TB	RB	3	0	0.0	0t	0
9t	*Latham	TEN	OT	3	4	1.3	4	0
9t	Levis	TEN	QB	3	0	0.0	0t	0
9t	Mason	SF	RB	3	-2	-0.7	0t	0
9t	K. Murray	ARI	QB	3	0	0.0	0t	0
9t	Rodgers	NYJ	QB	3	0	0.0	0t	0
9t	Stafford	LAR	QB	3	0	0.0	0t	0
9t	Walker	SEA	RB	3	-3	-1.0	0t	0
9t	Warren	PIT	RB	3	0	0.0	0t	0
9t	*Ca. Williams	CHI	QB	3	0	0.0	0t	0
9t	Winston	CLE	QB	3	0	0.0	0t	0

2024 NATIONAL FOOTBALL LEAGUE

NFL LEADERS IN RECOVERIES OF FUMBLES BY OPPOSING TEAM

RANK	PLAYER	TEAM	POS	REC	YARDS	AVG	LONG	TD
1t	*DeJean	PHI	CB	3	0	0.0	0t	0
1t	D. Elliott	PIT	DB	3	10	3.3	10	0
1t	Gordon	CHI	CB	3	0	0.0	0t	0
1t	Williams	BUF	LB	3	0	0.0	0t	0
5t	Bolton	KC	LB	2	0	0.0	0t	0
5t	Brooks	MIA	ILB	2	23	11.5	12	0
5t	K. Brooks	GB	DT	2	0	0.0	0t	0
5t	Byard	CHI	FS	2	0	0.0	0t	0
5t	Bynum	MIN	SS	2	0	0.0	0t	0
5t	Chinn	WAS	SAF	2	0	0.0	0t	0
5t	Clark	GB	NT	2	0	0.0	0t	0
5t	Collins	SF	DT	2	0	0.0	0t	0
5t	Davidson	NYG	DT	2	0	0.0	0t	0
5t	Davis	DET	CB	2	49	24.5	49	0
5t	Dean	PHI	LB	2	0	0.0	0t	0
5t	Dexter	CHI	DT	2	0	0.0	0t	0
5t	Edwards	HOU	DE	2	0	0.0	0t	0
5t	*Fiske	LAR	DT	2	8	4.0	8	0
5t	Gay	NO	LB	2	4	2.0	4	0
5t	Ni. Herbig	PIT	LB	2	0	0.0	0t	0
5t	Hicks	CHI	SAF	2	28	14.0	19	0
5t	Jewell	CAR	ILB	2	0	0.0	0t	0
5t	Lammons	IND	DB	2	3	1.5	3	0
5t	Luvu	WAS	LB	2	5	2.5	5	0
5t	Milano	BUF	OLB	2	0	0.0	0t	0
5t	Moehrig	LV	SAF	2	0	0.0	0t	0
5t	Molden	LAC	CB	2	0	0.0	0t	0
5t	*Njongmeta	CIN	LB	2	0	0.0	0t	0
5t	Okereke	NYG	ILB	2	1	0.5	1	0
5t	Pratt	CIN	LB	2	9	4.5	9	0
5t	Simmons	TEN	DT	2	0	0.0	0t	0
5t	Skowronek	PIT	WR	2	0	0.0	0t	0
5t	N. Smith	PHI	LB	2	0	0.0	0t	0
5t	Tranquill	KC	LB	2	3	1.5	3	0
5t	Tuttle	CAR	DT	2	0	0.0	0t	0
5t	*Verse	LAR	LB	2	0	0.0	0t	0
5t	Wagner	WAS	MLB	2	0	0.0	0t	0
5t	Watt	PIT	OLB	2	0	0.0	0t	0
5t	Quin. Williams	NYJ	OLB	2	15	7.5	15	0
5t	L. Wilson	CIN	LB	2	10	5.0	10	0
5t	*P. Wilson	PIT	LB	2	22	11.0	21t	1
5t	Wyatt	GB	DT	2	0	0.0	0t	0

2024 NATIONAL FOOTBALL LEAGUE

NFL OFFENSIVE RANKS

BAL	BUF	CIN	CLE	DEN	HOU	IND	JAX	KC	LAC	LV	MIA	NE	NYJ	PIT	TEN		ARI	ATL	CAR	CHI	DAL	DET	GB	LAR	MIN	NO	NYG	PHI	SEA	SF	TB	WAS
1	9	8	27	23	21	15	26	13	22	25	18	30	24	16	28	TotYd/G	11	10	31	32	19	2	7	17	12	20	29	6	14	5	3	4
1	6	8	31	22	24	13	18	19	16	29	21	28	20	23	27	TotYd/P	7	10	26	32	25	3	5	15	11	17	30	12	14	2	4	9
2	9	29	28	17	21	8	26	16	18	32	24	13	31	10	15	RusYd/G	7	12	20	25	27	6	5	23	19	14	22	1	30	11	4	3
1	10	20	23	21	19	8	15	27	25	32	31	11	17	24	16	RusAvg	2	14	12	26	28	9	7	30	29	13	18	4	22	6	3	5
6	9	1	20	22	19	26	23	10	21	13	15	32	17	25	28	PasYd/G	18	8	31	29	11	2	12	14	5	24	27	30	7	4	3	16
1	5	9	32	22	25	15	18	21	13	27	19	30	23	17	26	PasAvg	14	8	28	31	24	2	3	12	6	20	29	10	16	4	7	11
2	4	6	29	18	17	31	24	12	1	23	7	16	10	5	32	%PasInt	15	30	28	3	19	13	22	9	21	20	14	8	26	27	25	11
4	1	19	29	3	27	11	6	12	23	20	17	30	13	26	28	Sac/PasP	7	8	16	32	9	10	2	5	25	14	21	31	24	15	18	22
3	7	5	24t	27	24t	22t	31	6	24t	20	13	29	21	18	19	1D/G	10	11	32	30	17	1	14	15	8t	28	22t	8t	16	12	2	4
3	7	5	32	18	19	16	21	1t	14	28	22	29	15	13	17	3D Eff	8	20	30	31	25	4	12	23	11	26	27	9	24	10	1t	6
7t	2	20	16	9	11	10	19	3	13t	17t	28	17t	29	27	31	4D Eff	30	6	26	15	32	5	23	7t	13t	22	21	4	24	25	12	1
11	7	30	14	1	22	10	6	13	5	16	15	2	23	8	27	PR Avg	18	17	28	20	12	3	26	24	32	4	29	19	31	21	25	9
22	28	9	31	15	4	7	27	19	17	6	16	26	3	32	23	KR Avg	11	20	29	12	1	2	5	21	30	18	13	24	14	10	25	8
23	24	7	4	19	16	3	6	10	21	9	22	2	14	18	5	GPunAvg	15	17	27	12	11	1	25	29	26	31	28	13	8	32	30	20
19	24	5	14	11	3	8	2	21	18	10	23	16	22	13	30	NPunAvg	6	29	20	15	17	1	12	25	26	28	27	9	4	31	32	7
3	2	6	32	10	18	16t	25t	11	12	28	22	30	24	14	25t	Pts/G	15	16t	25t	29	21	1	8	20	9	23	31	7	19	13	4	5
28	22	29	32	6	12	14	4	9t	1	15t	7	27	31	3	5	FG%	9t	30	17	19t	18	8	21	19t	15t	13	23	25	11	26	2	24

NFL DEFENSIVE RANKS

BAL	BUF	CIN	CLE	DEN	HOU	IND	JAX	KC	LAC	LV	MIA	NE	NYJ	PIT	TEN		ARI	ATL	CAR	CHI	DAL	DET	GB	LAR	MIN	NO	NYG	PHI	SEA	SF	TB	WAS
14	20	27	17	15	7	29	31	4	12	10	3	23	5	11	2	TotYd/G	18	19	32	25	28	22	8	26	16	30	24	1	13	6	21	9
10	21	23	19	2	4	24	32	7	14	13	8	22	3	17	6	TotYd/P	20	16	31	30	28	29	9	25	11	27	26	1	12	5	18	15
1	13	21	19	8	12	26	23	4	16	11	9	25	15	7	22	RusYd/G	20	14	32	27	29	3	6	24	2	30	31	10	18	17	5	28
1	25	21	15	2	20	9	12	7	27	16	10	19	4	6	13	RusAvg	24	17	32	26	29	18	5	23	3	31	28	8	22	14	11	30
30	22	24	13	25	6	26	32	14	8	11	9	15	5	23	2	PasYd/G	12	19	16	18	20	31	17	21	28	27	10	1	7	4	29	3
17	15	21	24	3	2	30	32	8	4	10	7	25	9	20	12	PasAvg	19	16	28	31	29	27	14	23	13	22	26	1	5	6	18	11
22	6	8	32	11	2	5	29	14	10	21	23	27	31	4	13	%PasInt	26	20	24	17	9	7	3	12	1	16	30	15	19	18	28	25
6	22	29	8	1	4	25	30	18	7	19	28	32	10	24	21	Sac/PasP	13	31	26	15	2	27	9	20	14	23	3	11	12	16	17	5
17t	29	30	1t	21t	8t	23t	31	8t	4t	7	3	27	26	11	6	1D/G	20	21t	32	12	23t	17t	15	23t	10	28	14	1t	13	4t	17t	16
20	29	24	3	14	8	31	27	21t	9	16	5	26	17	2	21t	3D Eff	28	30	32	13	6	1	10	19	4	18	23	7	11	25	15	12
2t	9	24	12	13	25	14	20	5	22t	31	6t	18	30	29	32	4D Eff	19	10	16	6t	27	2t	17	11	1	6t	15	26	4	21	22t	28
9	14	16	30	13	1	27	17	20	18	25	24	26	15	6	32	PR Avg	19	29	5	21	23	3	8	11	4	10	22	7	12	31	28	2
18	30	2	13	11	8	32	17	21t	24	5	6	4	1	20	31	KR Avg	29	15	3	19	12	28	10	27	21t	7	23	25	16	26	14	9
18	24	28	20	25	31	17	19	21	30	9	27	4	12	15	16	GPunAvg	26	1	6	13	11	29	22	7	23	3	14	5	8	32	2	10
25	10	30	9	14	31	11	13	16	32	5	20	1	12	6	19	NPunAvg	27	3	15	23	7	8	28	18	26	2	21	17	24	29	4	22
13	11	29	24t	5	16	27	28	2	1	24t	8	26	21	7	30	Pts/G	14	20	32	12	31	9	6	15	4	18	23	3	10	22	17	19
21t	9	16	1	26t	29	8	20	6t	3	24	19	18	25	4t	14t	FG%	28	32	21t	21t	30t	13	17	26t	4t	11	12	6t	14t	30t	2	10
4	2	12	31	11	17	22	26	8	10	25	16	28t	24	13	30	PPG Diff	15	20	32	23	27	1	5	18	6	21	28t	3	14	19	7	9
1	9	14	24	21	16	25	31	8	20	22	13	29	19	17	18	Yd/G Diff	11	12	32	30	26	3	7	23	10	28	27	2	15	4	5	6

***LAST WEEK'S
GAME BOOK***

National Football League Game Summary

NFL Copyright © 2024 by The National Football League. All rights reserved. This summary and play-by-play is for the express purpose of assisting media in their coverage of the game; any other use of this material is prohibited without the written permission of the National Football League.

Date: Saturday, 12/28/2024

Los Angeles Chargers at New England Patriots

Start Time: 1:02 PM EST

at Gillette Stadium, Foxborough, MA

Game Day Weather

Game Weather: Mostly cloudy
Open Stadium on Artificial Turf

Temp: 40° F (4.4° C) Humidity: 95%, Wind: SSW 4 mph
Wind Chill: 37

Officials

Referee: Hussey, John (35) Umpire: Michalek, Tony (115) Down Judge: Causey, Max (21)
Line Judge: Johnson, Carl (101) Field Judge: Flemming, Anthony (90) Side Judge: Baynes, Allen (56)
Back Judge: Edwards, Matt (96) Replay Official: Lambert, Andrew (0)

Lineups

Los Angeles Chargers

New England Patriots

Offense			Defense			Offense			Defense		
WR	15	L.McConkey	OLB	52	K.Mack	TE	85	H.Henry	OLB	33	A.Jennings
TE	42	T.Fisk	DL	93	O.Ogbonnia	WR	3	D.Douglas	DT	98	J.Pharms
LT	70	R.Slater	DL	95	P.Ford	LT	59	V.Lowe	DT	92	D.Godchaux
LG	77	Z.Johnson	OLB	97	J.Bosa	LG	64	L.Robinson	DT	95	D.Ekualé
C	75	B.Bozeman	LB	43	T.Dye	C	69	C.Strange	DE	91	D.Wise
RG	68	J.Salyer	LB	0	D.Henley	RG	71	M.Onwenu	LB	48	J.Tavai
RT	76	J.Alt	CB	7	K.Fulton	RT	75	D.Jacobs	LB	16	S.Takitaki
WR	1	Q.Johnston	CB	29	T.Still	WR	84	K.Bourne	CB	0	C.Gonzalez
QB	10	J.Herbert	S	3	D.James	WR	9	K.Boutte	CB	28	A.Austin
FB	44	S.Matlock	S	22	E.Molden	QB	10	D.Maye	S	23	K.Dugger
RB	27	J.Dobbins	S	23	T.Jefferson	RB	38	R.Stevenson	S	15	M.Mapu

Substitutions

Substitutions

WR 5 J.Palmer, QB 8 T.Heinicke, WR 9 D.Chark, K 11 C.Dicker, WR 12 D.Davis, P 16 J.Scott, CB 20 C.Hart, LB 25 J.Colson, RB 28 H.Haskins, RB 30 K.Vidal, LB 31 N.Niemann, DB 33 D.Leonard, DB 36 J.Taylor, S 40 K.Williamson, OLB 45 T.Tuipulotu, LS 47 J.Harris, OLB 48 B.Dupree, S 49 E.Jackson, DL 56 M.Fox, LB 58 S.Quarterman, C 62 S.Mustipher, OL 64 B.Jaimes, T 73 F.Sarell, TE 81 W.Dissly, TE 84 S.Smartt, DT 90 T.Tart

WR 1 J.Polk, RB 4 A.Gibson, WR 6 J.Baker, QB 7 J.Brissett, K 13 J.Slye, WR 14 A.Erickson, P 17 B.Baringer, S 21 J.Hawkins, S 24 D.Pettus, DB 27 M.Dial, CB 29 I.Bolden, CB 31 J.Jones, RB 39 J.Hasty, S 41 B.Schooler, OLB 45 M.Rice, LS 49 J.Cardona, LB 53 C.Elliss, LB 55 Y.Ngakoué, G 61 L.Cotton, C 68 L.Smith, T 70 C.Wallace, TE 81 A.Hooper, TE 88 J.Bell, DT 96 E.Johnson, LB 97 T.Leo, DE 99 K.White

Did Not Play

Did Not Play

Not Active

Not Active

3QB 2 E.Stick, RB 4 G.Edwards, LB 6 D.Perryman, OL 71 J.McFadden, T 79 T.Pipkins, TE 88 H.Hurst, DL 92 J.Eboigbe

S 5 J.Peppers, 3QB 19 J.Milton, RB 26 T.Jennings, G 62 S.Sow, G 65 T.Robinson, C 77 B.Brown

Field Goals (made () & missed)

C.Dicker (27) (38) (41) (35)

		1	2	3	4	OT	Total
VISITOR:	Los Angeles Chargers	7	13	10	10	0	40
HOME:	New England Patriots	0	7	0	0	0	7

Scoring Plays

Team	Qtr	Time	Play Description (Extra Point) (Drive Info)	Visitor	Home
Chargers	1	3:21	D.Davis 23 yd. pass from J.Herbert (C.Dicker kick) (11-91, 6:12)	7	0
Chargers	2	10:15	C.Dicker 27 yd. Field Goal (12-67, 6:43)	10	0
Chargers	2	2:55	L.McConkey 6 yd. pass from J.Herbert (C.Dicker kick) (9-44, 5:40)	17	0
Patriots	2	1:24	D.Douglas 36 yd. pass from D.Maye (J.Slye kick) (5-73, 1:31)	17	7
Chargers	2	0:02	C.Dicker 38 yd. Field Goal (8-50, 1:22)	20	7
Chargers	3	7:37	L.McConkey 40 yd. pass from J.Herbert (C.Dicker kick) (10-94, 5:20)	27	7
Chargers	3	5:43	C.Dicker 41 yd. Field Goal (4-0, 0:19)	30	7
Chargers	4	11:58	J.Dobbins 2 yd. run (C.Dicker kick) (10-63, 5:20)	37	7
Chargers	4	3:47	C.Dicker 35 yd. Field Goal (4-9, 1:38)	40	7

National Football League Game Summary

NFL Copyright © 2024 by The National Football League. All rights reserved. This summary and play-by-play is for the express purpose of assisting media in their coverage of the game; any other use of this material is prohibited without the written permission of the National Football League.

Paid Attendance: 64,628

Time: 2:57

Los Angeles Chargers vs New England Patriots
12/28/2024 at Gillette Stadium

Final Individual Statistics

Los Angeles Chargers

RUSHING	ATT	YDS	AVG	LG	TD
J.Dobbins	19	76	4.0	13	1
H.Haskins	8	30	3.8	8	0
K.Vidal	5	24	4.8	7	0
J.Herbert	3	12	4.0	7	0
T.Heinicke	1	8	8.0	8	0
D.Davis	1	-3	-3.0	-3	0
Total	37	147	4.0	13	1

PASSING	ATT	CMP	YDS	SK/YD	TD	LG	IN	RT
J.Herbert	38	26	281	0/0	3	40	0	116.2
T.Heinicke	2	0	0	0/0	0	0	0	39.6
Total	40	26	281	0/0	3	40	0	110.5

PASS RECEIVING	TAR	REC	YDS	AVG	LG	TD
L.McConkey	10	8	94	11.8	40	2
Q.Johnston	8	5	48	9.6	19	0
J.Palmer	6	4	41	10.3	19	0
D.Davis	2	2	29	14.5	23	1
S.Smartt	2	2	23	11.5	14	0
W.Dissly	3	2	21	10.5	14	0
H.Haskins	1	1	10	10.0	10	0
T.Fisk	1	1	8	8.0	8	0
J.Dobbins	1	1	7	7.0	7	0
D.Chark	4	0	0	0.0	0	0
K.Vidal	2	0	0	0.0	0	0
Total	40	26	281	10.8	40	3

INTERCEPTIONS	NO	YDS	AVG	LG	TD
Total	0	0	0	0	0

PUNTING	NO	YDS	AVG	NET	TB	IN20	LG
J.Scott	2	92	46.0	38.5	0	1	53
Total	2	92	46.0	38.5	0	1	53

PUNT RETURNS	NO	YDS	AVG	FC	LG	TD
D.Davis	2	18	9.0	1	13	0
[DOWNED]	1	0	0.0	0	0	0
Total	2	18	9.0	1	13	0

KICKOFF RETURNS	NO	YDS	AVG	FC	LG	TD
D.Davis	1	17	17.0	0	17	0
[TOUCHBACK]	1	0	0.0	0	0	0
Total	1	17	17.0	0	17	0

New England Patriots

RUSHING	ATT	YDS	AVG	LG	TD
A.Gibson	12	63	5.3	20	0
D.Maye	6	32	5.3	12	0
R.Stevenson	2	1	0.5	5	0
Total	20	96	4.8	20	0

PASSING	ATT	CMP	YDS	SK/YD	TD	LG	IN	RT
D.Maye	22	12	117	4/30	1	36	0	84.8
J.Brissett	2	1	-2	0/0	0	-2	0	56.2
Total	24	13	115	4/30	1	36	0	81.1

PASS RECEIVING	TAR	REC	YDS	AVG	LG	TD
D.Douglas	5	4	46	11.5	36	1
K.Boutte	5	4	28	7.0	9	0
A.Hooper	3	3	19	6.3	9	0
K.Bourne	4	2	22	11.0	18	0
H.Henry	2	0	0	0.0	0	0
A.Gibson	1	0	0	0.0	0	0
R.Stevenson	1	0	0	0.0	0	0
J.Baker	1	0	0	0.0	0	0
J.Polk	1	0	0	0.0	0	0
Total	23	13	115	8.8	36	1

INTERCEPTIONS	NO	YDS	AVG	LG	TD
Total	0	0	0	0	0

PUNTING	NO	YDS	AVG	NET	TB	IN20	LG
B.Baringer	4	220	55.0	50.5	0	2	64
Total	4	220	55.0	50.5	0	2	64

PUNT RETURNS	NO	YDS	AVG	FC	LG	TD
A.Erickson	1	15	15.0	1	15	0
Total	1	15	15.0	1	15	0

KICKOFF RETURNS	NO	YDS	AVG	FC	LG	TD
A.Erickson	3	90	30.0	0	34	0
A.Gibson	1	17	17.0	0	17	0
[TOUCHBACK]	5	0	0.0	0	0	0
Total	4	107	26.8	0	34	0

Los Angeles Chargers

FUMBLES	FUM	LOST	OWN-REC	YDS	TD	FORCED	OPP-REC	YDS	TD	OUT-BDS
D.James	0	0	0	0	0	0	1	0	0	0
Total	0	0	0	0	0	0	1	0	0	0

New England Patriots

FUMBLES	FUM	LOST	OWN-REC	YDS	TD	FORCED	OPP-REC	YDS	TD	OUT-BDS
D.Maye	1	1	0	-11	0	0	0	0	0	0
Total	1	1	0	-11	0	0	0	0	0	0

Final Team Statistics

	Visitor Chargers	Home Patriots
TOTAL FIRST DOWNS	29	11
By Rushing	10	4
By Passing	16	4
By Penalty	3	3
THIRD DOWN EFFICIENCY	10-17-58.8%	2-10-20.0%
FOURTH DOWN EFFICIENCY	2-2-100.0%	0-3-0.0%
TOTAL NET YARDS	428	181
Total Offensive Plays (inc. times thrown passing)	77	48
Average gain per offensive play	5.6	3.8
NET YARDS RUSHING	147	96
Total Rushing Plays	37	20
Average gain per rushing play	4.0	4.8
Tackles for a loss-number and yards	1-3	2-5
NET YARDS PASSING	281	85
Times thrown - yards lost attempting to pass	0-0	4-30
Gross yards passing	281	115
PASS ATTEMPTS-COMPLETIONS-HAD INTERCEPTED	40-26-0	24-13-0
Avg gain per pass play (inc.# thrown passing)	7.0	3.0
KICKOFFS Number-In End Zone-Touchbacks	9-7-5	2-2-1
PUNTS Number and Average	2-46.0	4-55.0
Had Blocked	0	0
FGs - PATs Had Blocked	0-0	0-0
Net Punting Average	38.5	50.5
TOTAL RETURN YARDAGE (Not Including Kickoffs)	18	15
No. and Yards Punt Returns	2-18	1-15
No. and Yards Kickoff Returns	1-17	4-107
No. and Yards Interception Returns	0-0	0-0
PENALTIES Number and Yards	6-54	7-60
FUMBLES Number and Lost	0-0	1-1
TOUCHDOWNS	4	1
Rushing	1	0
Passing	3	1
EXTRA POINTS Made-Attempts	4-4	1-1
Kicking Made-Attempts	4-4	1-1
FIELD GOALS Made-Attempts	4-4	0-0
RED ZONE EFFICIENCY	2-4-50%	0-0-0%
GOAL TO GO EFFICIENCY	2-2-100%	0-0-0%
SAFETIES	0	0
FINAL SCORE	40	7
TIME OF POSSESSION	40:34	19:26

Los Angeles Chargers vs New England Patriots
12/28/2024 at Gillette Stadium

Ball Possession And Drive Chart

Los Angeles Chargers

#	Time Recd	Time Lost	Time Poss	How Ball Obtained	Drive Began	# Play	Yds Gain	Yds Pen	Net Yds	1st Down	Last Scrm	How Given Up
1	15:00	11:37	3:23	Kickoff	LAC 8	6	17	0	17	1	LAC 25	Punt
2	9:33	3:21	6:12	Punt	LAC 9	11	86	5	91	6	NE 23	Touchdown
3	1:58	10:15	6:43	Punt	LAC 24	12	67	0	67	4	* NE 9	Field Goal
4	8:35	2:55	5:40	Fumble	NE 44	9	44	0	44	4	* NE 6	Touchdown
5	1:24	0:02	1:22	Kickoff	LAC 30	8	35	15	50	3	NE 20	Field Goal
6	12:57	7:37	5:20	Punt	LAC 6	10	94	0	94	4	NE 40	Touchdown
7	6:02	5:43	0:19	Downs	NE 23	4	0	0	0	0	NE 23	Field Goal
8	2:18	11:58	5:20	Downs	LAC 37	10	48	15	63	5	* NE 2	Touchdown
9	10:54	6:17	4:37	Punt	LAC 21	7	28	-5	23	2	LAC 44	Punt
10	5:25	3:47	1:38	Downs	NE 26	4	9	0	9	0	* NE 17	Field Goal

(342) Average LAC 34

New England Patriots

#	Time Recd	Time Lost	Time Poss	How Ball Obtained	Drive Began	# Play	Yds Gain	Yds Pen	Net Yds	1st Down	Last Scrm	How Given Up
1	11:37	9:33	2:04	Punt	NE 37	3	4	0	4	0	NE 41	Punt
2	3:21	1:58	1:23	Kickoff	NE 30	3	2	0	2	0	NE 32	Punt
3	10:15	8:35	1:40	Kickoff	NE 30	4	1	13	14	2	LAC 45	Fumble
4	2:55	1:24	1:31	Kickoff	NE 27	5	73	0	73	3	LAC 36	Touchdown
5	0:02	0:00	0:02	Kickoff		0	0	0	0	0		End of Half
6	15:00	12:57	2:03	Kickoff	NE 30	3	11	-10	1	0	NE 31	Punt
7	7:37	6:02	1:35	Kickoff	NE 30	4	-7	0	-7	0	NE 38	Downs
8	5:43	2:18	3:25	Kickoff	NE 30	12	21	12	33	3	LAC 31	Downs
9	11:58	10:54	1:04	Kickoff	NE 28	3	5	-5	0	0	NE 28	Punt
10	6:17	5:25	0:52	Punt	NE 17	4	9	0	9	0	NE 21	Downs
11	3:47	0:00	3:47	Kickoff	NE 30	7	51	0	51	3	LAC 24	End of Game

(289) Average NE 29

*** inside opponent's 20**

Time of Possession by Quarter		1st	2nd	3rd	4th	OT	Total
Visitor	Los Angeles Chargers	11:33	11:47	7:57	9:17		40:34
Home	New England Patriots	3:27	3:13	7:03	5:43		19:26

Kickoff Drive No.-Start Average Chargers: 2 - LAC 19 Patriots: 8 - NE 29

Los Angeles Chargers vs New England Patriots
12/28/2024 at Gillette Stadium

First Half Summary

PERIOD SCORES

Chargers	7	13 = 20
Patriots	0	7 = 7

TIME OF POSSESSION

Chargers	23:20
Patriots	6:40

Scoring Plays

Team	Qtr	Time	Play Description (Extra Point) (Drive Info)	Visitor	Home
Chargers	1	3:21	D.Davis 23 yd. pass from J.Herbert (C.Dicker kick) (11-91, 6:12)	7	0
Chargers	2	10:15	C.Dicker 27 yd. Field Goal (12-67, 6:43)	10	0
Chargers	2	2:55	L.McConkey 6 yd. pass from J.Herbert (C.Dicker kick) (9-44, 5:40)	17	0
Patriots	2	1:24	D.Douglas 36 yd. pass from D.Maye (J.Slye kick) (5-73, 1:31)	17	7
Chargers	2	0:02	C.Dicker 38 yd. Field Goal (8-50, 1:22)	20	7

	Los Angeles Chargers	New England Patriots
TOTAL FIRST DOWNS	18	5
First Downs Rushing-Passing-by Penalty	4 - 12 - 2	1 - 2 - 2
THIRD DOWN EFFICIENCY	5-9-55.6%	0-2-0.0%
TOTAL NET YARDS	249	91
Total Offensive Plays	44	15
NET YARDS RUSHING	59	27
NET YARDS PASSING	190	64
Gross Yards Passing	190	66
Times thrown-yards lost attempting to pass	0-0	1-2
Pass Attempts-Completions-Had Intercepted	27 - 20 - 0	6 - 5 - 0
Punts-Number and Average	1 - 53.0	2 - 47.0
Penalties-Number and Yards	3 - 31	4 - 30
Fumbles-Number and Lost	0 - 0	1 - 1
Red Zone Efficiency	1-2-50%	0-0-0%
Average Drive Start	LAC 25	NE 31

Los Angeles Chargers

New England Patriots

Los Angeles Chargers										New England Patriots							
RUSHING	ATT	YDS	AVG	LG	TD	RUSHING	ATT	YDS	AVG	LG	TD						
J.Dobbins	9	29	3.2	9	0	D.Maye	3	21	7.0	12	0						
H.Haskins	3	14	4.7	8	0	A.Gibson	3	5	1.7	3	0						
K.Vidal	2	11	5.5	6	0	R.Stevenson	2	1	0.5	5	0						
J.Herbert	2	8	4.0	7	0												
D.Davis	1	-3	-3.0	-3	0												
Total	17	59	3.5	9	0	Total	8	27	3.4	12	0						
PASSING	ATT	CMP	YDS	SK/YD	TD	LG	IN	RT	PASSING	ATT	CMP	YDS	SK/YD	TD	LG	IN	RT
J.Herbert	27	20	190	0/0	2	23	0	117.8	D.Maye	5	5	66	1/2	1	36	0	158.3
									J.Brissett	1	0	0	0/0	0	0	0	39.6
Total	27	20	190	0/0	2	23	0	117.8	Total	6	5	66	1/2	1	36	0	152.1
PASS RECEIVING	TAR	REC	YDS	AVG	LG	TD	PASS RECEIVING	TAR	REC	YDS	AVG	LG	TD				
L.McConkey	7	6	50	8.3	19	1	D.Douglas	3	2	37	18.5	36	1				
Q.Johnston	5	3	34	11.3	19	0	K.Bourne	2	2	22	11.0	18	0				
J.Palmer	5	3	22	7.3	15	0	K.Boutte	1	1	7	7.0	7	0				
D.Davis	2	2	29	14.5	23	1											
S.Smartt	2	2	23	11.5	14	0											
H.Haskins	1	1	10	10.0	10	0											
T.Fisk	1	1	8	8.0	8	0											
W.Dissly	1	1	7	7.0	7	0											
J.Dobbins	1	1	7	7.0	7	0											
D.Chark	1	0	0	0.0	0	0											
K.Vidal	1	0	0	0.0	0	0											
Total	27	20	190	9.5	23	2	Total	6	5	66	13.2	36	1				

Los Angeles Chargers

Regular Defensive Plays

Special Teams

Misc

Play By Play

First Quarter

NE wins the coin toss and elects to defer. LAC elects to Receive, and NE elects to defend the north goal.

J.Slye kicks 66 yards from NE 35 to LAC -1. D.Davis to LAC 19 for 20 yards (M.Rice; B.Schooler).

PENALTY on LAC-T.Dye, Offensive Holding, 8 yards, enforced at LAC 16.

Los Angeles Chargers at 15:00, (1st play from scrimmage 14:55)

- 1-10-LAC 8 (14:55) (Shotgun) J.Dobbins left end to LAC 8 for no gain (A.Jennings).
- 2-10-LAC 8 (14:16) (Shotgun) J.Herbert pass short right to J.Palmer pushed ob at LAC 12 for 4 yards (A.Austin; C.Elliss).
- 3-6-LAC 12 (13:27) (Shotgun) J.Herbert pass short left to Q.Johnston to LAC 19 for 7 yards (A.Austin). P1
- 1-10-LAC 19 (12:43) J.Herbert pass incomplete short right to Q.Johnston.
- 2-10-LAC 19 (12:37) (Shotgun) K.Vidal left tackle to LAC 25 for 6 yards (J.Pharms).
- 3-4-LAC 25 (11:54) (Shotgun) J.Herbert pass incomplete deep right to L.McConkey.
- 4-4-LAC 25 (11:49) J.Scott punts 53 yards to NE 22, Center-J.Harris. A.Erickson to NE 37 for 15 yards (J.Harris; H.Haskins).

Timeout at 11:37.

New England Patriots at 11:37

- 1-10-NE 37 (11:37) R.Stevenson left tackle to NE 42 for 5 yards (T.Jefferson).
- 2-5-NE 42 (11:05) D.Maye pass short right to D.Douglas pushed ob at NE 43 for 1 yard (T.Dye).
- 3-4-NE 43 (10:25) (Shotgun) D.Maye sacked ob at NE 41 for -2 yards (T.Tuipulotu). NE-D.Maye was injured during the play.
- Timeout #1 by LAC at 09:40.
- 4-6-NE 41 (9:40) B.Baringer punts 50 yards to LAC 9, Center-J.Cardona, fair catch by D.Davis.

Timeout at 09:33.

Los Angeles Chargers at 9:33

- 1-10-LAC 9 (9:33) J.Herbert pass short middle to T.Fisk to LAC 17 for 8 yards (J.Tavai; S.Takitaki).
- 2-2-LAC 17 (8:57) J.Dobbins up the middle to LAC 22 for 5 yards (D.Godchaux; D.Ekuale). R2
- 1-10-LAC 22 (8:14) (Shotgun) J.Herbert pass incomplete short left to J.Palmer. X3
- PENALTY on NE-J.Jones, Defensive Holding, 5 yards, enforced at LAC 22 - No Play.*
- 1-10-LAC 27 (8:09) J.Dobbins up the middle to LAC 33 for 6 yards (M.Mapu; S.Takitaki).
- 2-4-LAC 33 (7:29) J.Dobbins left end to LAC 35 for 2 yards (A.Jennings; J.Pharms).
- 3-2-LAC 35 (6:46) (Shotgun) J.Herbert pass short left to L.McConkey ran ob at LAC 41 for 6 yards (J.Jones). P4
- 1-10-LAC 41 (6:09) J.Herbert pass short right to H.Haskins pushed ob at NE 49 for 10 yards (J.Tavai). P5
- 1-10-NE 49 (5:30) J.Dobbins left guard to NE 47 for 2 yards (K.Dugger; J.Pharms).
- 2-8-NE 47 (5:03) (No Huddle) J.Herbert pass incomplete short left to D.Chark.
- 3-8-NE 47 (4:58) (Shotgun) J.Herbert pass short right to L.McConkey to NE 42 for 5 yards (J.Jones; K.Dugger).
- 4-3-NE 42 (4:11) (Shotgun) J.Herbert pass short middle to Q.Johnston to NE 23 for 19 yards (M.Mapu). P6
- 1-10-NE 23 (3:27) (Shotgun) J.Herbert pass deep left to D.Davis for 23 yards, TOUCHDOWN [Y.Ngakoue]. P7
- C.Dicker extra point is GOOD, Center-J.Harris, Holder-J.Scott.

Timeout at 03:21.

LAC 7 NE 0, 11 plays, 91 yards, 1 penalty, 6:12 drive, 11:39 elapsed

C.Dicker kicks 65 yards from LAC 35 to end zone, Touchback to the NE 30.

New England Patriots at 3:21

- 1-10-NE 30 (3:21) 7-J.Brissett in at QB. A.Gibson right guard to NE 32 for 2 yards (P.Ford).
- 2-8-NE 32 (2:45) A.Gibson right guard to NE 32 for no gain (J.Bosa).
- 3-8-NE 32 (2:14) (Shotgun) J.Brissett pass incomplete short left to D.Douglas.
- 4-8-NE 32 (2:09) B.Baringer punts 44 yards to LAC 24, Center-J.Cardona, downed by NE-T.Leo.

Timeout at 01:58.

Los Angeles Chargers at 1:58

- 1-10-LAC 24 (1:58) (Shotgun) J.Herbert pass short right to D.Davis to LAC 30 for 6 yards (J.Jones).
- 2-4-LAC 30 (1:17) (Shotgun) J.Herbert pass short left to Q.Johnston to LAC 38 for 8 yards (J.Hawkins; J.Pharms). P8
- 1-10-LAC 38 (:37) J.Dobbins right guard to LAC 47 for 9 yards (K.Dugger).

END OF QUARTER

	Score	Time Poss	First Downs				Efficiencies	
			R	P	X	T	3 Down	4 Down
Los Angeles Chargers	7	11:33	1	6	1	8	2/4	1/1
New England Patriots	0	3:27	0	0	0	0	0/2	0/0

Second Quarter

12/28/2024

Play By Play

Los Angeles Chargers continued.

** Injury Update: NE-D.Maye return is Questionable.

- 2-1-LAC 47 (15:00) J.Dobbins left tackle to LAC 47 for no gain (K.Dugger, D.Godchaux).
- 3-1-LAC 47 (14:29) J.Herbert up the middle to LAC 48 for 1 yard (S.Takitaki; J.Pharms). R9
- 1-10-LAC 48 (13:47) (Shotgun) J.Herbert pass deep left to L.McConkey to NE 33 for 19 yards (C.Gonzalez). NE-C.Gonzalez was injured during the play. P10
- 1-10-NE 33 (13:18) K.Vidal up the middle to NE 28 for 5 yards (D.Ekualae; J.Tavai).
- 2-5-NE 28 (12:34) J.Herbert pass short right to S.Smartt to NE 14 for 14 yards (K.Dugger). P11
- 1-10-NE 14 (11:52) (Shotgun) J.Dobbins up the middle to NE 12 for 2 yards (Y.Ngakoue; J.Tavai).
- 2-8-NE 12 (11:05) (Shotgun) J.Herbert pass incomplete short right to J.Palmer.
- 3-8-NE 12 (10:59) (Shotgun) J.Herbert pass short left to J.Palmer to NE 9 for 3 yards (M.Mapu) [A.Jennings].
- 4-5-NE 9 **(10:18) C.Dicker 27 yard field goal is GOOD, Center-J.Harris, Holder-J.Scott.**

Timeout at 10:15.

LAC 10 NE 0, 12 plays, 67 yards, 6:43 drive, 4:45 elapsed

C.Dicker kicks 65 yards from LAC 35 to end zone, Touchback to the NE 30.

New England Patriots at 10:15

** Injury Update: NE-C.Gonzalez return is Questionable.

- 1-10-NE 30 (10:15) D.Maye scrambles right guard to NE 39 for 9 yards (J.Colson). ** Injury Update: NE-D.Maye has returned to the game. X1
- PENALTY on LAC-J.Colson, Unnecessary Roughness, 15 yards, enforced at NE 39.*
- 1-10-LAC 46 (9:53) (Shotgun) R.Stevenson right guard to 50 for -4 yards (T.Tuipulotu).
- 2-14-50 (9:33) (No Huddle) D.Maye pass short middle to R.Stevenson to LAC 47 for 3 yards (D.Henley). X2
- PENALTY on NE-V.Lowe, Illegal Use of Hands, 10 yards, enforced at 50 - No Play.*
- 2-24-NE 40 (9:06) (Shotgun) D.Maye pass incomplete short right to K.Boutte.
- PENALTY on LAC-K.Fulton, Defensive Pass Interference, 8 yards, enforced at NE 40 - No Play.*
- 1-10-NE 48 (9:03) (Shotgun) D.Maye pass short left to K.Boutte to LAC 45 for 7 yards (T.Still).
- 2-3-LAC 45 (8:39) (No Huddle) D.Maye FUMBLES (Aborted) at NE 49, RECOVERED by LAC-D.James at NE 44.

Timeout at 08:35.

Los Angeles Chargers at 8:35

- 1-10-NE 44 (8:35) J.Dobbins left end pushed ob at NE 41 for 3 yards (J.Tavai).
- 2-7-NE 41 (7:55) J.Herbert pass short left to W.Dissly to NE 34 for 7 yards (C.Elliss; J.Tavai). P12
- 1-10-NE 34 (7:16) (Shotgun) D.Davis right end to NE 37 for -3 yards (I.Bolden).
- 2-13-NE 37 (6:30) (Shotgun) J.Herbert pass short middle to L.McConkey to NE 27 for 10 yards (A.Austin).
- 3-3-NE 27 (5:46) (Shotgun) H.Haskins right end to NE 19 for 8 yards (K.Dugger). R13
- 1-10-NE 19 (5:04) (Shotgun) J.Herbert pass short right to J.Dobbins to NE 12 for 7 yards (D.Godchaux).
- 2-3-NE 12 (4:19) (Shotgun) Direct snap to H.Haskins. H.Haskins right guard to NE 10 for 2 yards (D.Godchaux; E.Johnson).
- 3-1-NE 10 (3:40) H.Haskins up the middle to NE 6 for 4 yards (S.Takitaki). R14
- 1-6-NE 6 **(3:00) J.Herbert pass short middle to L.McConkey for 6 yards, TOUCHDOWN.** P15
- C.Dicker extra point is GOOD, Center-J.Harris, Holder-J.Scott.

Timeout at 02:55.

LAC 17 NE 0, 9 plays, 44 yards, 5:40 drive, 12:05 elapsed

C.Dicker kicks 63 yards from LAC 35 to NE 2. A.Erickson to NE 27 for 25 yards (K.Williamson).

New England Patriots at 2:55, (1st play from scrimmage 2:49)

- 1-10-NE 27 (2:49) (Shotgun) A.Gibson up the middle to NE 30 for 3 yards (T.Tart; E.Molden). P3
- ** Injury Update: NE-C.Gonzalez is Out of the game.*
- 2-7-NE 30 (2:12) (Shotgun) D.Maye pass short middle to K.Bourne to NE 48 for 18 yards (T.Still).

Two-Minute Warning

- 1-10-NE 48 (2:00) (Shotgun) D.Maye pass short left to K.Bourne pushed ob at LAC 48 for 4 yards (K.Fulton).
- 2-6-LAC 48 (1:56) (Shotgun) D.Maye scrambles up the middle to LAC 36 for 12 yards (E.Molden). R4
- 1-10-LAC 36 **(1:31) (No Huddle, Shotgun) D.Maye pass deep middle to D.Douglas for 36 yards, TOUCHDOWN.** P5
- Penalty on LAC-B.Dupree, Defensive Offside, declined. NE 10-Maye 8th straight game with a TD pass, new franchise rookie record (Plunkett 7, 1971).*
- J.Slye extra point is GOOD, Center-J.Cardona, Holder-B.Baringer.

Los Angeles Chargers vs New England Patriots at Gillette Stadium

Timeout at 01:24.

LAC 17 NE 7, 5 plays, 73 yards, 1:31 drive, 13:36 elapsed

J.Slye kicks 65 yards from NE 35 to end zone, Touchback to the LAC 30.

Los Angeles Chargers at 1:24

- 1-10-LAC 30 (1:24) (Shotgun) J.Herbert pass short right to L.McConkey to LAC 34 for 4 yards (I.Bolden).
- 2-6-LAC 34 (1:00) (No Huddle, Shotgun) J.Herbert pass short middle to J.Palmer to LAC 49 for 15 yards (I.Bolden, K.Dugger). P16
- ~~1-10-LAC 49~~ (:39) (No Huddle, Shotgun) J.Herbert pass incomplete deep right to K.Vidal.
- 2-10-LAC 49 (:32) (Shotgun) J.Herbert scrambles up the middle to NE 44 for 7 yards (C.Elliss).
Timeout #2 by LAC at 00:28.
- 3-3-NE 44 (:28) (Shotgun) J.Herbert pass incomplete deep left to J.Palmer.
- 4-3-NE 44 (:23) (Shotgun) J.Herbert pass short middle to S.Smartt to NE 35 for 9 yards (C.Elliss). P17
Timeout #3 by LAC at 00:17.
- 1-10-NE 35 (:17) (Shotgun) J.Herbert pass incomplete short right.
PENALTY on NE-Y.Ngakoue, Roughing the Passer, 15 yards, enforced at NE 35 - No Play. X18
Timeout #1 by NE at 00:11.
- 1-10-NE 20 (:11) (Shotgun) J.Herbert pass incomplete deep right to Q.Johnston.
- 2-10-NE 20 (:06) **C.Dicker 38 yard field goal is GOOD, Center-J.Harris, Holder-J.Scott.**

LAC 20 NE 7, 8 plays, 50 yards, 1 penalty, 1:22 drive, 14:58 elapsed

C.Dicker kicks 62 yards from LAC 35 to NE 3. A.Gibson to NE 30 for 27 yards (K.Williamson; S.Quarterman).

PENALTY on NE-J.Hasty, Illegal Block Above the Waist, 0 yards, enforced at NE 20.

END OF QUARTER

	Score	Time Poss	First Downs				Efficiencies	
			R	P	X	T	3 Down	4 Down
Los Angeles Chargers	20	11:47	3	6	1	10	3/5	1/1
New England Patriots	7	3:13	1	2	2	5	0/0	0/0

Third Quarter

Play By Play

NE elects to Receive, and LAC elects to defend the South goal.

C.Dicker kicks 65 yards from LAC 35 to end zone, Touchback to the NE 30.

New England Patriots at 15:00

- 1-10-NE 30 (15:00) D.Maye pass short right to R.Stevenson to NE 39 for 9 yards (D.Henley).
PENALTY on NE-H.Henry, Offensive Holding, 10 yards, enforced at NE 30 - No Play.
- 1-20-NE 20 (14:35) (Shotgun) D.Maye pass short left to K.Boutte to NE 29 for 9 yards (K.Fulton).
- 2-11-NE 29 (14:04) (Shotgun) D.Maye scrambles right end ran ob at NE 31 for 2 yards (T.Dye).
- 3-9-NE 31 (13:22) (Shotgun) D.Maye pass incomplete short middle to K.Bourne [K.Mack].
- 4-9-NE 31 (13:19) B.Baringer punts 62 yards to LAC 7, Center-J.Cardona. D.Davis for 93 yards, TOUCHDOWN NULLIFIED by Penalty.
Penalty on LAC-K.Williamson, Illegal Block Above the Waist, declined.
PENALTY on LAC-J.Taylor, Offensive Holding, 6 yards, enforced at LAC 12.

Timeout at 12:57.

Los Angeles Chargers at 12:57

- 1-10-LAC 6 (12:57) (Shotgun) J.Dobbins right guard to LAC 11 for 5 yards (J.Tavai).
- 2-5-LAC 11 (12:15) (Shotgun) J.Herbert pass incomplete short right to W.Dissly [K.White].
- 3-5-LAC 11 (12:10) (Shotgun) J.Herbert pass short right to Q.Johnston to LAC 18 for 7 yards (J.Jones). NE-K.White was injured during the play. P19

Timeout at 11:54.

- 1-10-LAC 18 (11:49) J.Dobbins left tackle to LAC 20 for 2 yards (S.Takitaki; J.Pharms).
- 2-8-LAC 20 (11:07) (Shotgun) J.Herbert pass short left to W.Dissly pushed ob at LAC 34 for 14 yards (J.Jones). P20
- 1-10-LAC 34 (10:29) (Shotgun) J.Dobbins up the middle to LAC 37 for 3 yards (J.Tavai; D.Ekualé).
- 2-7-LAC 37 (9:47) (Shotgun) J.Herbert pass short right to L.McConkey to LAC 41 for 4 yards (M.Mapu). **** Injury Update: NE-K.White has returned to the game.**
- 3-3-LAC 41 (9:01) (Shotgun) J.Herbert pass short left to J.Palmer to NE 40 for 19 yards (K.Dugger). P21
- 1-10-NE 40 (8:20) H.Haskins up the middle to NE 40 for no gain (D.Ekualé). NE-D.Ekualé was injured during the play.
- 2-10-NE 40 **(7:43) (Shotgun) J.Herbert pass deep right to L.McConkey for 40 yards, TOUCHDOWN.** P22
C.Dicker extra point is GOOD, Center-J.Harris, Holder-J.Scott.

Timeout at 07:37.

LAC 27 NE 7, 10 plays, 94 yards, 5:20 drive, 7:23 elapsed

C.Dicker kicks 65 yards from LAC 35 to end zone, Touchback to the NE 30.

New England Patriots at 7:37

- 1-10-NE 30 (7:37) (Shotgun) A.Gibson left guard to NE 32 for 2 yards (T.Dye).
- 2-8-NE 32 (7:17) (No Huddle, Shotgun) D.Maye pass short right to K.Boutte pushed ob at NE 39 for 7 yards (T.Still).
- 3-1-NE 39 (6:53) (No Huddle) A.Gibson left end to NE 38 for -1 yards (K.Fulton, E.Molden).
- 4-2-NE 38 (6:09) (Shotgun) D.Maye sacked at NE 23 for -15 yards (D.James).

Los Angeles Chargers at 6:02

- 1-10-NE 23 (6:02) (Shotgun) J.Herbert pass incomplete deep right to L.McConkey. **** Injury Update: NE-D.Ekualé has returned to the game.**
- 2-10-NE 23 (5:57) J.Herbert pass incomplete short left to D.Chark [D.Wise].
- 3-10-NE 23 (5:53) (Shotgun) J.Herbert pass incomplete deep right to Q.Johnston.
- 4-10-NE 23 **(5:47) C.Dicker 41 yard field goal is GOOD, Center-J.Harris, Holder-J.Scott.**

Timeout at 05:43.

LAC 30 NE 7, 4 plays, 0 yards, 0:19 drive, 9:17 elapsed

C.Dicker kicks 65 yards from LAC 35 to end zone, Touchback to the NE 30.

New England Patriots at 5:43

- 1-10-NE 30 (5:43) (Shotgun) D.Maye scrambles left end pushed ob at NE 36 for 6 yards (K.Fulton).
- 2-4-NE 36 (5:12) (Shotgun) D.Maye pass short right to A.Hooper to NE 45 for 9 yards (T.Dye). P6
- 1-10-NE 45 (4:46) (No Huddle) D.Maye pass incomplete short middle.
- 2-10-NE 45 (4:41) (Shotgun) D.Maye pass incomplete deep middle to K.Boutte.
- 3-10-NE 45 (4:36) (Shotgun) D.Maye pass short middle to D.Douglas to LAC 44 for 11 yards (E.Molden). LAC-E.Molden was injured during the play. P7

Timeout at 04:22.

- 1-10-LAC 44 (4:08) (Shotgun) D.Maye pass short left to K.Boutte to LAC 39 for 5 yards (K.Fulton).
- 2-5-LAC 39 (3:47) (No Huddle, Shotgun) D.Maye pass incomplete short right to H.Henry.
- 3-5-LAC 39 (3:43) (Shotgun) D.Maye sacked at LAC 46 for -7 yards (K.Mack). **** Injury Update: LAC-E.Molden has returned to the game. LAC-E.Molden**

Los Angeles Chargers vs New England Patriots at Gillette Stadium

was injured during the play.

** Injury Update: LAC-J.Palmer return is Questionable.

Timeout at 03:25.

- 4-12-LAC 46 (3:09) (Shotgun) D.Maye pass incomplete short left to K.Boutte.
PENALTY on LAC-C.Hart, Defensive Pass Interference, 12 yards, enforced at LAC 46 - No Play.
- 1-10-LAC 34 (3:04) (Shotgun) D.Maye scrambles right end ran ob at LAC 31 for 3 yards (T.Still).
- 2-7-LAC 31 (2:31) (No Huddle) D.Maye pass incomplete short left to A.Gibson.
- 3-7-LAC 31 (2:26) (Shotgun) D.Maye pass incomplete short left to H.Henry (K.Mack).
- 4-7-LAC 31 (2:22) (Shotgun) D.Maye sacked at LAC 37 for -6 yards (D.James).

X8

Los Angeles Chargers at 2:18

- 1-10-LAC 37 (2:18) J.Herbert pass short right to Q.Johnston to LAC 44 for 7 yards (M.Mapu).
- 2-3-LAC 44 (1:36) (Shotgun) J.Herbert pass incomplete deep left to D.Chark (A.Austin).
** Injury Update: LAC-E.Molden return is Questionable.
- 3-3-LAC 44 (1:29) (Shotgun) J.Dobbins right end to NE 43 for 13 yards (K.White).
PENALTY on NE-K.White, Horse Collar Tackle, 15 yards, enforced at NE 43.
- 1-10-NE 28 (1:05) J.Dobbins up the middle to NE 20 for 8 yards (I.Bolden; S.Takitaki).
- 2-2-NE 20 (:17) (Shotgun) J.Dobbins right end to NE 20 for no gain (E.Johnson; Y.Ngakoue).

R23

X24

END OF QUARTER

	Score	Time Poss	First Downs				Efficiencies	
			R	P	X	T	3 Down	4 Down
Los Angeles Chargers	30	7:57	1	4	1	6	3/4	0/0
New England Patriots	7	7:03	0	2	1	3	1/5	0/2

Fourth Quarter

12/28/2024

Play By Play

Los Angeles Chargers continued.

3-2-NE 20	(15:00) J.Dobbins left guard pushed ob at NE 12 for 8 yards (J.Tavai).	R25
<u>1-10-NE 12</u>	(14:18) J.Dobbins left end to NE 8 for 4 yards (J.Jones; C.Elliss).	
2-6-NE 8	(13:36) J.Dobbins left guard to NE 6 for 2 yards (D.Godchaux).	
3-4-NE 6	(12:50) J.Herbert scrambles left guard to NE 2 for 4 yards (S.Takitaki).	R26
<u>1-2-NE 2</u>	(12:01) J.Dobbins up the middle for 2 yards, TOUCHDOWN.	R27
	C.Dicker extra point is GOOD, Center-J.Harris, Holder-J.Scott.	

Timeout at 11:58.

LAC 37 NE 7, 10 plays, 63 yards, 1 penalty, 5:20 drive, 3:02 elapsed

C.Dicker kicks 68 yards from LAC 35 to NE -3. A.Erickson to NE 28 for 31 yards (T.Tuipulotu).

New England Patriots at 11:58, (1st play from scrimmage 11:53)

1-10-NE 28	(11:53) (Shotgun) D.Maye pass short right to A.Hooper to NE 33 for 5 yards (J.Colson).	
2-5-NE 33	(11:32) (No Huddle, Shotgun) D.Maye pass short left to D.Douglas to LAC 48 for 19 yards (E.Jackson). <i>PENALTY on NE-C.Strange, Ineligible Downfield Pass, 5 yards, enforced at NE 33 - No Play.</i>	
2-10-NE 28	(11:15) (Shotgun) D.Maye pass incomplete short middle to R.Stevenson [J.Colson].	
3-10-NE 28	(11:10) (Shotgun) D.Maye pass incomplete short right to K.Bourne.	
4-10-NE 28	(11:06) B.Baringer punts 64 yards to LAC 8, Center-J.Cardona. D.Davis to LAC 21 for 13 yards (D.Pettus).	

Timeout at 10:54.

Los Angeles Chargers at 10:54

1-10-LAC 21	(10:54) 8-T.Heinicke in at QB. H.Haskins up the middle to LAC 26 for 5 yards (K.White; D.Godchaux).	
2-5-LAC 26	(10:09) T.Heinicke scrambles left end to LAC 34 for 8 yards (M.Mapu).	R28
<u>1-10-LAC 34</u>	(9:22) H.Haskins up the middle to LAC 40 for 6 yards (D.Ekualu).	
2-4-LAC 40	(8:34) K.Vidal up the middle to LAC 45 for 5 yards (D.Godchaux, S.Takitaki).	R29
<u>1-10-LAC 45</u>	(7:48) (Shotgun) K.Vidal left guard to LAC 46 for 1 yard (M.Mapu).	
2-9-LAC 46	(7:02) (Shotgun) H.Haskins up the middle to LAC 49 for 3 yards (K.Dugger).	
3-6-LAC 49	(6:29) (Shotgun) T.Heinicke pass incomplete short left to D.Chark.	
4-6-LAC 49	(6:25) (<i>Punt formation</i>) <i>PENALTY on LAC, Delay of Game, 5 yards, enforced at LAC 49 - No Play.</i>	
4-11-LAC 44	(6:25) J.Scott punts 39 yards to NE 17, Center-J.Harris, fair catch by A.Erickson.	

New England Patriots at 6:17

1-10-NE 17	(6:17) (Shotgun) D.Maye pass incomplete short left to J.Baker (C.Hart).	
2-10-NE 17	(6:14) (Shotgun) A.Gibson up the middle to NE 21 for 4 yards (B.Dupree).	
3-6-NE 21	(5:37) (Shotgun) D.Maye pass incomplete deep right to J.Polk (D.Leonard).	
4-6-NE 21	(5:32) (Shotgun) D.Maye pass short right to A.Hooper to NE 26 for 5 yards (T.Jefferson, T.Dye).	

Los Angeles Chargers at 5:25

1-10-NE 26	(5:25) (Shotgun) H.Haskins up the middle to NE 24 for 2 yards (D.Godchaux; D.Pettus).	
2-8-NE 24	(4:40) T.Heinicke pass incomplete short right to K.Vidal.	
3-8-NE 24	(4:35) (Shotgun) K.Vidal right tackle to NE 17 for 7 yards (J.Tavai).	
4-1-NE 17	(3:51) C.Dicker 35 yard field goal is GOOD, Center-J.Harris, Holder-J.Scott.	

LAC 40 NE 7, 4 plays, 9 yards, 1:38 drive, 11:13 elapsed

C.Dicker kicks 69 yards from LAC 35 to NE -4. A.Erickson to NE 30 for 34 yards (H.Haskins).

New England Patriots at 3:47, (1st play from scrimmage 3:39)

1-10-NE 30	(3:39) 7-J.Brissett in at QB. (Shotgun) A.Gibson up the middle to NE 33 for 3 yards (O.Ogbonnia; T.Tart).	
2-7-NE 33	(2:58) (Shotgun) A.Gibson up the middle to NE 37 for 4 yards (J.Colson; O.Ogbonnia).	
3-3-NE 37	(2:16) (Shotgun) A.Gibson up the middle to NE 44 for 7 yards (S.Matlock).	R9

Two-Minute Warning

<u>1-10-NE 44</u>	(2:00) (Shotgun) J.Brissett pass short right to D.Douglas to NE 42 for -2 yards (D.Leonard).	
2-12-NE 42	(1:21) (Shotgun) A.Gibson up the middle to LAC 44 for 14 yards (J.Colson; T.Jefferson).	R10
<u>1-10-LAC 44</u>	(:47) (Shotgun) A.Gibson right end pushed ob at LAC 24 for 20 yards (T.Jefferson).	R11
<u>1-10-LAC 24</u>	(:39) (Shotgun) A.Gibson up the middle to LAC 19 for 5 yards (O.Ogbonnia; B.Dupree).	

Los Angeles Chargers vs New England Patriots at Gillette Stadium

END OF QUARTER

	Time	First Downs				Efficiencies		
Score	Poss	R	P	X	T	3 Down	4 Down	
Los Angeles Chargers	40	9:17	5	0	0	5	2/4	0/0
New England Patriots	7	5:43	3	0	0	3	1/3	0/1

Miscellaneous Statistics Report

Los Angeles Chargers vs New England Patriots
12/28/2024 at Gillette Stadium

Ten Longest Plays for Los Angeles Chargers

Yards	Qtr	Play Start	Play Description
40	3	2-10-NE 40	(7:43) (Shotgun) J.Herbert pass deep right to L.McConkey for 40 yards, TOUCHDOWN.
28	3	3-3-LAC 44	(1:29) (Shotgun) J.Dobbins right end to NE 43 for 13 yards (K.White). PENALTY on NE-K.White, Horse Collar Tackle, 15 yards, enforced at NE 43.
23	1	1-10-NE 23	(3:27) (Shotgun) J.Herbert pass deep left to D.Davis for 23 yards, TOUCHDOWN [Y.Ngakoue].
19	1	4-3-NE 42	(4:11) (Shotgun) J.Herbert pass short middle to Q.Johnston to NE 23 for 19 yards (M.Mapu).
19	2	1-10-LAC 48	(13:47) (Shotgun) J.Herbert pass deep left to L.McConkey to NE 33 for 19 yards (C.Gonzalez). NE-C.Gonzalez was injured during the play.
19	3	3-3-LAC 41	(9:01) (Shotgun) J.Herbert pass short left to J.Palmer to NE 40 for 19 yards (K.Dugger).
15	2	2-6-LAC 34	(1:00) (No Huddle, Shotgun) J.Herbert pass short middle to J.Palmer to LAC 49 for 15 yards (I.Bolden, K.Dugger).
14	2	2-5-NE 28	(12:34) J.Herbert pass short right to S.Smartt to NE 14 for 14 yards (K.Dugger).
14	3	2-8-LAC 20	(11:07) (Shotgun) J.Herbert pass short left to W.Dissly pushed ob at LAC 34 for 14 yards (J.Jones).
10	1	1-10-LAC 41	(6:09) J.Herbert pass short right to H.Haskins pushed ob at NE 49 for 10 yards (J.Tavai).

Ten Longest Plays for New England Patriots

Yards	Qtr	Play Start	Play Description
36	2	1-10-LAC 36	(1:31) (No Huddle, Shotgun) D.Maye pass deep middle to D.Douglas for 36 yards, TOUCHDOWN.
24	2	1-10-NE 30	(10:15) D.Maye scrambles right guard to NE 39 for 9 yards (J.Colson). ** Injury Update: NE-D.Maye has returned to the
20	4	1-10-LAC 44	(:47) (Shotgun) A.Gibson right end pushed ob at LAC 24 for 20 yards (T.Jefferson).
18	2	2-7-NE 30	(2:12) (Shotgun) D.Maye pass short middle to K.Bourne to NE 48 for 18 yards (T.Still).
14	4	2-12-NE 42	(1:21) (Shotgun) A.Gibson up the middle to LAC 44 for 14 yards (J.Colson; T.Jefferson).
12	2	2-6-LAC 48	(1:56) (Shotgun) D.Maye scrambles up the middle to LAC 36 for 12 yards (E.Molden).
11	3	3-10-NE 45	(4:36) (Shotgun) D.Maye pass short middle to D.Douglas to LAC 44 for 11 yards (E.Molden). LAC-E.Molden was injured
9	3	1-20-NE 20	(14:35) (Shotgun) D.Maye pass short left to K.Boutte to NE 29 for 9 yards (K.Fulton).
9	3	2-4-NE 36	(5:12) (Shotgun) D.Maye pass short right to A.Hooper to NE 45 for 9 yards (T.Dye).
7	2	1-10-NE 48	(9:03) (Shotgun) D.Maye pass short left to K.Boutte to LAC 45 for 7 yards (T.Still).

Touchdown Scoring Information

		Offense	Defense	Special Teams
VISITOR	Los Angeles Chargers	4	0	0
HOME	New England Patriots	1	0	0

Player Scoring Information

Club	Player	TD	Rush TD	Rec TD	KO TD	Punt TD	Int TD	Fum TD	Misc TD	FG	XP	2Pt Rush	2Pt Rec	Sfty	Points
LAC	C.Dicker	0	0	0	0	0	0	0	0	4	4	0	0	0	16
LAC	L.McConkey	0	0	2	0	0	0	0	0	0	0	0	0	0	12
LAC	J.Dobbins	0	1	0	0	0	0	0	0	0	0	0	0	0	6
LAC	D.Davis	0	0	1	0	0	0	0	0	0	0	0	0	0	6
NE	D.Douglas	0	0	1	0	0	0	0	0	0	0	0	0	0	6
NE	J.Slye	0	0	0	0	0	0	0	0	0	1	0	0	0	1

Possession Detail

	First Half		Second Half		Game	
	Visitor	Home	Visitor	Home	Visitor	Home
Largest Lead	17	0	33	0	33	0
Drives Leading	3	0	5	0	8	0
Time of Possession Leading	13:45	0:00	17:14	0:00	30:59	0:00
Largest Deficit	0	-17	0	-33	0	-33
Drives Trailing	0	4	0	6	0	10
Time of Possession Trailing	0:00	4:36	0:00	12:46	0:00	17:22
Times Score Tied Up		0		0		0
Lead Changes		1		0		1

Playtime Percentage

Percent of playtime per player on offense, defense and special teams (Unofficial)

Los Angeles Chargers

New England Patriots

		Offense	Defense	Special Teams				Offense	Defense	Special Teams				
J.Alt	T	79	100%		8	31%	L.Robinson	G	53	100%	1	4%		
R.Slater	T	69	87%		8	31%	V.Lowe	T	53	100%				
Z.Johnson	G	69	87%		8	31%	C.Strange	G	53	100%				
J.Herbert	QB	69	87%				D.Douglas	WR	49	92%				
B.Bozeman	C	69	87%				D.Maye	QB	43	81%				
L.McConkey	WR	61	77%				M.Onwenu	G	42	79%	1	4%		
J.Salyer	G	55	70%		8	31%	K.Boutte	WR	41	77%				
Q.Johnston	WR	54	68%				D.Jacobs	T	38	72%	1	4%		
J.Dobbins	RB	42	53%				K.Bourne	WR	38	72%				
S.Matlock	FB	35	44%	8	15%	12	46%	H.Henry	TE	30	57%			
W.Dissly	TE	35	44%				A.Gibson	RB	29	55%	9	35%		
S.Mustipher	C	34	43%		8	31%	A.Hooper	TE	24	45%	1	4%		
T.Fisk	TE	32	41%		2	8%	R.Stevenson	RB	24	45%				
J.Palmer	WR	30	38%				C.Wallace	T	15	28%	1	4%		
D.Chark	WR	29	37%				J.Polk	WR	12	23%				
H.Haskins	RB	28	35%		17	65%	L.Cotton	G	11	21%	1	4%		
S.Smartt	TE	26	33%		8	31%	J.Baker	WR	11	21%				
D.Davis	WR	14	18%		6	23%	J.Brissett	QB	10	19%				
B.Jaimes	G	10	13%		8	31%	J.Bell	TE	7	13%	17	65%		
F.Sarell	T	10	13%		8	31%	K.Dugger	FS		76	96%			
T.Heinicke	QB	10	13%				A.Austin	CB		73	92%	4	15%	
K.Vidal	RB	9	11%				J.Pharms	DE		60	76%	9	35%	
T.Still	CB			45	85%	10	38%	I.Bolden	CB		60	76%	4	15%
T.Dye	LB			43	81%	18	69%	M.Mapu	LB		59	75%	20	77%
K.Fulton	CB			40	75%			J.Tavai	LB		59	75%	12	46%
D.Henley	LB			38	72%	1	4%	A.Jennings	LB		59	75%		
D.James	SS			38	72%			D.Ekuale	DT		54	68%		
T.Tuipulotu	DE			33	62%	18	69%	C.Elliss	LB		49	62%	12	46%
T.Jefferson	SS			31	58%	9	35%	J.Jones	CB		46	58%		
E.Molden	CB			31	58%	1	4%	K.White	DE		40	51%	9	35%
M.Fox	DT			30	57%	1	4%	D.Godchaux	NT		38	48%		
C.Hart	CB			30	57%			S.Takitaki	LB		31	39%	12	46%
J.Bosa	DE			30	57%			D.Wise	DE		31	39%	8	31%
B.Dupree	LB			28	53%			Y.Ngakoue	DE		31	39%		
K.Mack	DE			27	51%			E.Johnson	DT		30	38%	8	31%
J.Taylor	CB			22	42%	16	62%	J.Hawkins	FS		27	34%	25	96%
T.Tart	DT			22	42%	1	4%	C.Gonzalez	CB		24	30%		
P.Ford	DE			22	42%	1	4%	D.Pettus	FS		17	22%	7	27%
E.Jackson	FS			21	40%			M.Dial	CB		3	4%	25	96%
O.Ogbonnia	DT			16	30%			B.Schooler	FS		2	3%	25	96%
J.Colson	LB			15	28%	4	15%	T.Leo	DE				25	96%
D.Leonard	CB			11	21%	17	65%	M.Rice	LB				13	50%
K.Williamson	SS			2	4%	16	62%	A.Erickson	WR				11	42%
N.Niemann	LB					18	69%	J.Hasty	RB				11	42%
S.Quarterman	LB					17	65%							

C.Dicker	K	17	65%	J.Cardona	LS	5	19%
J.Harris	LS	10	38%	B.Baringer	P	5	19%
J.Scott	P	10	38%	J.Slye	K	3	12%
				L.Smith	G	1	4%