



BOLT UP
los angeles chargers football



GAME RELEASE



vs.



WEEK 4 | SUN. SEPT. 29 | 1:25 PM PT

GAME RELEASE

213.719.6600 | Chargers.com | @Chargers

Josh.Rupprecht@Chargers.NFL.com | Jennifer.Rojas@Chargers.NFL.com

Lauren.Georgeson@Chargers.NFL.com | Brock.Anderson@Chargers.NFL.com

Leonie.Strehl@Chargers.NFL.com | Ricky.Martinez@Chargers.NFL.com



CHARGERS HOST AFC WEST-RIVAL CHIEFS IN WEEK 4

The Los Angeles Chargers return home in Week 4 to host the Kansas City Chiefs at SoFi Stadium. The AFC West matchup kicks off on Sun., Sept. 29 at 1:25 p.m. PT. Jim Nantz, Tony Romo and Tracy Wolfson have the call on CBS and Paramount+, while Matt "Money" Smith, Daniel Jeremiah and Shannon Farren will broadcast on the Chargers Radio Network airwaves on ALT FM-98.7 as well as on SiriusXM 82 or 228 and on the SiriusXM app. Adrian Garcia-Marquez and Francisco Pinto will present the game in Spanish on Que Buena Los Angeles.

Los Angeles has an all-time regular-season home record against the Chiefs of 31-31-1, with the last five matchups being decided by one score. The Week 4 contest is the earliest home game in a season for the Bolts against the Chiefs since 2020, when the teams squared off in Week 2 for Los Angeles' first home game at SoFi Stadium.

The Chargers are coached by Jim Harbaugh, who is in his first season at the helm for the Bolts. Running back **J.K. Dobbins** ranks third in the NFL this season with 310 yards on the ground, while his 7.38 rushing average leads the league among players with at least 20 carries. Wide receiver **Quentin Johnston** has a league-leading three touchdown grabs this season, all of them coming in the past two weeks. Defensively, outside linebackers **Joey Bosa** (2.0) and **Khalil Mack** (2.5) each have multiple sacks on the year, while three players for the Bolts have interceptions.

Kansas City, coached by Andy Reid, have begun the season with a 3-0 record, with each of the victories being a one-score game. The offense features quarterback Patrick Mahomes, who has connected with wide receiver Rashee Rice 24 times for 288 yards and a pair of touchdowns this season. The Chiefs defense has seven players that have recorded a sack in 2024.

The Chargers have their bye in Week 5 before returning to action with back-to-back road contests against Denver and Arizona in Weeks 6 and 7.

BY THE NUMBERS

7.38 RB J.K. Dobbins has run for 310 yards and a pair of touchdowns on 42 carries, good for a league-leading rushing average of 7.38 yards per attempt. It's the best rushing average by any player through the first three weeks of a season since 2017 (min. 35 rushes).

1 WR Quentin Johnston ranks tied for the league lead with a team-best three receiving scores this season. He has hauled in touchdowns in each of the last two games and can extend his streak to three-straight contests on Sunday.

ON THE CALL

TELEVISION: CBS/PARAMOUNT+
Play-by-play: Jim Nantz
Analyst: Tony Romo
Sideline: Tracy Wolfson

CHARGERS RADIO: ALT FM-98.7
Play-by-play: Matt "Money" Smith
Analyst: Daniel Jeremiah
Sideline: Shannon Farren

NATIONAL RADIO: SPORTS USA
Play-by-play: Larry Kahn
Analyst: Alex Mack

SPANISH RADIO: QUE BUENA
LOS ANGELES (FM-105.5/94.3)
Play-by-play: Adrian Garcia-Marquez
Analyst: Francisco Pinto

CHARGERS MOBILE APP: Official team news, full game stats and live press conferences are available on the Chargers mobile app. For more details, visit Chargers.com/app.

2024 CHARGERS SCHEDULE

PRESEASON (1-2)

Wk	Date	Opponent	TV	Result
1	Sat., Aug. 10	SEATTLE	CBS LA	L, 16-3
2	Sat., Aug. 17	L.A. RAMS	CBS LA	L, 13-9
3	Sat., Aug. 24	at Dallas	CBS LA	W, 26-19

REGULAR SEASON (2-1)

Wk	Date	Opponent	TV	Time*/Res.
1	Sun., Sept. 8	LAS VEGAS	CBS	W, 22-10
2	Sun., Sept. 15	at Carolina	CBS	W, 26-3
3	Sun., Sept. 22	at Pittsburgh	CBS	L, 20-10
4	Sun., Sept. 29	KANSAS CITY	CBS	1:25 p.m.
5	—	BYE	—	—
6	Sun., Oct. 13	at Denver	CBS	1:05 p.m.
7	Mon., Oct. 21	at Arizona	ESPN+	6:00 p.m.
8	Sun., Oct. 27	NEW ORLEANS	FOX	1:05 p.m.
9	Sun., Nov. 3	at Cleveland	CBS	10:00 a.m.
10	Sun., Nov. 10	TENNESSEE	FOX	1:05 p.m.
11	Sun., Nov. 17	CINCINNATI	CBS	1:25 p.m.
12	Mon., Nov. 25	BALTIMORE	ESPN	5:15 p.m.
13	Sun., Dec. 1	at Atlanta	CBS	10:00 a.m.
14	Sun., Dec. 8	at Kansas City	NBC	5:20 p.m.
15	Sun., Dec. 15	TAMPA BAY	FOX	1:25 p.m.
16	Sun., Dec. 22	DENVER	FOX	1:05 p.m.
17	TBD	at New England	TBD	TBD
18	TBD	at Las Vegas	TBD	TBD

**All Times Pacific
HOME GAMES IN CAPS*

2024 AFC WEST STANDINGS

Team	W	L	T	Pct.	PF	PA
Kansas City	3	0	0	1.000	75	62
L.A. Chargers	2	1	0	.667	58	33
Denver	1	2	0	.333	52	46
Las Vegas	1	2	0	.333	58	81

RELEASE INDEX

Content	Page	Content	Page
The 2024 Schedule	2	Khalil Mack Notes	22
Chiefs Series History	3	Joey Bosa Notes	25
The Matchup	5	Cameron Dicker Notes	27
Connections	7	Other Player Notes	28
Assistant Coaches	8	Career Stats vs. Chiefs	29
Team Notes	9	2024 Stats	35
Justin Herbert Notes	11	Game Summaries	37
J.K. Dobbins Notes	19	Rosters & Transactions	39
Derwin James Jr. Notes	20	Media Information	47

BREAKING DOWN THE 2024 SCHEDULE

SERIES BREAKDOWN	2024 RECORD	NOTES
 <p>ALL-TIME: 59-68-2 HOME: 31-33-1 AWAY: 28-35-1 LAST: W, 22-10 — 2024 vs. Raiders</p>	<p>OVERALL: 1-2-0 HOME: 0-1-0 AWAY: 1-1-0 STANDING: 4th AFC West</p>	<p>The Chargers have won 15 of the past 21 home contests against the Raiders and defeated the Raiders in 12 of the last 20 road games. Los Angeles beat the Raiders at SoFi Stadium last season behind Khalil Mack's single-game franchise-record six sacks.</p>
 <p>ALL-TIME: 2-6-0 HOME: 0-4-0 AWAY: 2-2-0 LAST: W, 26-3 — 2024 at Panthers</p>	<p>OVERALL: 1-2-0 HOME: 0-1-0 AWAY: 1-1-0 STANDING: 4th NFC South</p>	<p>Los Angeles heads to Carolina to play the Panthers for just the fourth time in history and first since 2016. In the last matchup, a home game against Carolina in 2020, Justin Herbert made his second career start and threw for 330 yards, becoming the third player in NFL history to top 300 passing yards in each of his first two career starts.</p>
 <p>ALL-TIME: 9-24-0 HOME: 7-9-0 AWAY: 2-15-0 LAST: L, 20-10 — 2024 at Steelers</p>	<p>OVERALL: 3-0-0 HOME: 1-0-0 AWAY: 2-0-0 STANDING: 1st AFC North</p>	<p>The Bolts have won three of the last five bouts in the series, including the 2021 <i>Sunday Night Football</i> come-from-behind victory at home by four points where Justin Herbert become the first player in NFL history to throw for 350 yards and run for 90 in the same game.</p>
 <p>ALL-TIME: 57-69-1 HOME: 31-31-1 AWAY: 26-38-0 LAST: L, 13-12 — 2023 vs. Chiefs</p>	<p>OVERALL: 3-0-0 HOME: 2-0-0 AWAY: 1-0-0 STANDING: 1st AFC West</p>	<p>The Chargers have an all-time regular-season home record against the Chiefs of 31-31-1, with the last five matchups being decided by one score. The Chargers have won two of the last four road games against the Chiefs, including back-to-back wins in 2020 and 2021.</p>
 <p>ALL-TIME: 55-72-1 HOME: 37-27-0 AWAY: 18-45-1 LAST: L, 16-9 — 2023 at Broncos</p>	<p>OVERALL: 1-2-0 HOME: 0-1-0 AWAY: 1-1-0 STANDING: 3rd AFC West</p>	<p>The Bolts hold a 37-27 regular-season home record against the Broncos. In the 2022 home game on <i>Monday Night Football</i>, Los Angeles beat Denver in overtime, 19-16. 11 of the last 14 matchups in the Mile High City have been decided by one score, including six of them by less than seven points.</p>
 <p>ALL-TIME: 11-4-0 HOME: 7-1-0 AWAY: 4-3-0 LAST: W, 25-24 — 2022 at Cardinals</p>	<p>OVERALL: 1-2-0 HOME: 1-1-0 AWAY: 0-1-0 STANDING: 2nd NFC West</p>	<p>The Chargers hold a 11-4 (.733) all-time advantage against Arizona. Los Angeles has won five of the last six games, including a 25-24 come-from-behind victory in 2022. The Week 7 matchup marks the third-ever Monday night contest between the teams and the first since 2014.</p>
 <p>ALL-TIME: 7-6-0 HOME: 3-3-0 AWAY: 4-3-0 LAST: L, 30-27 (OT) — 2020 at Saints</p>	<p>OVERALL: 2-1-0 HOME: 1-1-0 AWAY: 1-0-0 STANDING: 1st NFC South</p>	<p>The Chargers face the Saints for the 14th time in history, boasting a 7-6 all-time advantage. Typically high-scoring affairs, Los Angeles has eclipsed 25 points in five of the last six games. The late October matchup is the first home game for the Chargers between the teams since 2016.</p>
 <p>ALL-TIME: 19-9-1 HOME: 9-4-0 AWAY: 10-5-1 LAST: W, 30-28 — 2022 at Browns</p>	<p>OVERALL: 1-2-0 HOME: 0-2-0 AWAY: 1-0-0 STANDING: 3rd AFC North</p>	<p>Winners of 14 of the last 18 matchups with Cleveland, the Chargers hold a 19-9-1 advantage in the regular-season series against the Browns. Los Angeles won the last matchup in Cleveland in 2022, 30-28, and is undefeated in all 14 games in the series when scoring 25 points.</p>
 <p>ALL-TIME: 28-16-1 HOME: 19-3-1 AWAY: 9-13-0 LAST: L, 27-24 (OT) — 2023 at Titans</p>	<p>OVERALL: 0-3-0 HOME: 0-2-0 AWAY: 0-1-0 STANDING: 3rd AFC South</p>	<p>The Chargers are 28-16-1 (0.636) against the former AFL West rival. Los Angeles has won 11 of the past 14 games overall, eight straight as the home team. In the eight-straight home wins, the Bolts average 30.8 points and 401.3 net yards per game.</p>
 <p>ALL-TIME: 22-14-0 HOME: 11-7-0 AWAY: 11-7-0 LAST: W, 41-22 — 2021 at Bengals</p>	<p>OVERALL: 0-3-0 HOME: 0-2-0 AWAY: 0-1-0 STANDING: 4th AFC North</p>	<p>The game will be the first home matchup for the Chargers against the Bengals since a 26-21 victory in 2018. The Bolts have won three-straight games against Cincinnati, including a 19-point victory in 2021 that saw Justin Herbert throw for 317 yards and three touchdowns, registering a 118.4 passer rating.</p>
 <p>ALL-TIME: 5-9-0 HOME: 4-5-0 AWAY: 1-4-0 LAST: L, 20-10 — 2023 vs. Ravens</p>	<p>OVERALL: 1-2-0 HOME: 0-1-0 AWAY: 1-1-0 STANDING: 2nd AFC North</p>	<p>The Chargers host the Ravens for the second-straight season, this time featuring brothers at the helm — Los Angeles Head Coach Jim Harbaugh and Baltimore Head Coach John Harbaugh. Last year, the Chargers and Ravens were also on primetime, squaring off on <i>Sunday Night Football</i>.</p>
 <p>ALL-TIME: 4-8-0 HOME: 1-6-0 AWAY: 3-2-0 LAST: W, 20-17 — 2022 at Falcons</p>	<p>OVERALL: 1-2-0 HOME: 0-2-0 AWAY: 1-0-0 STANDING: 3rd NFC South</p>	<p>The Bolts have won each of the past three matchups against Atlanta by three points, including one in 2022 that saw Cameron Dicker make a game-winning kick as time expired, earning him AFC Special Teams Player of the Week honors. Nine of the 12 games in series history were decided by one score.</p>
 <p>ALL-TIME: 8-4-0 HOME: 3-2-0 AWAY: 5-2-0 LAST: L, 38-31 — 2020 at Buccaneers</p>	<p>OVERALL: 2-1-0 HOME: 1-1-0 AWAY: 1-0-0 STANDING: 2nd NFC South</p>	<p>With a regular-season record of 8-4 (.667) against the Buccaneers, the Bolts host Tampa Bay for the first time since 2016. Four of the past six games between the teams have been decided by one score. In the all-time series, the Chargers are 5-1 when scoring 25-plus points.</p>
 <p>ALL-TIME: 15-24-2 HOME: 6-12-1 AWAY: 10-12-1 LAST: W, 6-0 — 2023 at Patriots</p>	<p>OVERALL: 1-2-0 HOME: 0-1-0 AWAY: 1-1-0 STANDING: 4th AFC East</p>	<p>Los Angeles heads to New England for second-straight season, winning 6-0 last year for the team's first shutout since 2017. The Patriots hold a 24-15-2 advantage in the all-time series, with five of the last seven matchups having been decided by less than 10 points.</p>

CHARGERS-CHIEFS SERIES HISTORY

SERIES BREAKDOWN

All-Time Series Record 58-69-1 (.457)
Regular Season Series Record 57-69-1 (.453)
Chargers All-Time vs. Chiefs at Home 32-31-1 (.508)
Current Streak L, Five (5) games
Last Meeting Jan. 1, 2024 vs. K.C. — L, 13-12
Longest Chargers Win Streak Six games (1979-81)
Longest Chiefs Win Streak Nine games (2014-18)
Head Coach Jim Harbaugh vs. Chiefs* 4-1 (.800)
Most Career GP vs. Chiefs OLB Khalil Mack (13)
 *(Including years as a player)

TEAM SUPERLATIVES AGAINST CHIEFS

Most Points Scored 54 — Oct. 15, 1967 vs. K.C.
Fewest Points Allowed ... 0 — Twice; Last: Dec. 12, 2010 vs. K.C.
Average Points Scored 20.4
Average Points Allowed 22.4
Most Points (Combined) 83 — Oct. 19, 1986 at K.C.
Fewest Points (Combined) 13 — Dec. 13, 2015 at K.C.
Largest Margin of Victory 31 — Dec. 12, 2010 vs. K.C.
Most Total Net Yards 541 — Sept. 9, 2018 vs. K.C.
Fewest Total Net Yards Allowed 67 — Dec. 12, 2010 vs. K.C.
Most First Downs 35 — Oct. 19, 1986 at K.C.
Fewest First Downs Allowed 5 — Dec. 12, 2010 vs. K.C.
Most Net Passing Yards 418 — Sept. 9, 2018 vs. K.C.
Fewest Net Passing Yards Allowed .. 19 — Dec. 12, 2010 vs. K.C.
Most Rushing Yards 267 — Sept. 12, 1976 at K.C.
Fewest Rushing Yards Allowed 27 — Sept. 29, 1963 vs. K.C.
Most Takeaways 8 — Sept. 20, 1981 at K.C.
Fewest Giveaways 0 — Last: Sept. 26, 2021 at K.C.

MOST RECENT SINGLE-GAME HIGHS

Category	Date	Opp.	Player	No.
Completions	Dec. 22, 1985	at K.C.	M.Herrmann	37
Comp. Pct.*	Nov. 1, 2012	vs. K.C.	P.Rivers	90.0
Passing Yards	Sept. 9, 2018	vs. K.C.	P.Rivers	424
Passing TDs	Sept. 15, 2022	at K.C.	J.Herbert	3
Passer Rating*	Sept. 20, 1063	at K.C.	T.Rote	143.4
Rushing Yards	Dec. 18, 1988	vs. K.C.	G.Anderson	217
Rushing TDs	Sept. 11, 2016	at K.C.	M.Gordon	2
Receptions	Dec. 11, 1983	vs. K.C.	K.Winslow	14
Receiving Yards	Oct. 20, 1963	at K.C.	L.Alworth	232
Receiving TDs	Oct. 30, 2005	vs. K.C.	A.Gates	3
Scrim. Yards	Oct. 20, 1963	at K.C.	L.Alworth	232
Scrim. TDs	Dec. 13, 2018	at K.C.	M.Williams	3
Tackles	Dec. 24, 2005	at K.C.	D.Edwards	18
Sacks	Sept. 24, 2017	vs. K.C.	M.Ingram	3.0
Interceptions	Oct. 31, 2011	at K.C.	E.Weddle	2
FG Made	Sept. 29, 1996	vs. K.C.	J.Carney	5
Net Punt Avg.**	Sept. 17, 2000	at K.C.	D.Bennett	57.0

*Min. 20 Pass Attempts

**Min. Three Punts

ALL-TIME GAMES AGAINST CHIEFS

Date	Opponent	Result	Venue
Sept. 10, 1960	... vs. Dallas	W, 21-20	L.A. Memorial Coliseum
Sept. 25, 1960	... at Dallas	L, 17-0	Cotton Bowl
Sept. 10, 1961	... at Dallas	W, 26-10	Cotton Bowl
Nov. 19, 1961	... vs. Dallas	W, 24-14	Balboa Stadium
Oct. 7, 1962	... vs. Dallas	W, 32-28	Balboa Stadium
Dec. 16, 1962	... at Dallas	L, 26-17	Cotton Bowl
Sept. 29, 1963	... vs. Kansas City	W, 24-10	Balboa Stadium
Oct. 20, 1963	... at Kansas City	W, 38-17	K.C. Municipal Stadium
Nov. 15, 1964	... at Kansas City	W, 28-14	K.C. Municipal Stadium
Dec. 13, 1964	... vs. Kansas City	L, 49-6	Balboa Stadium
Sept. 26, 1965	... vs. Kansas City	T, 10-10	Balboa Stadium
Nov. 14, 1965	... at Kansas City	L, 31-7	K.C. Municipal Stadium
Nov. 6, 1966	... at Kansas City	L, 24-14	K.C. Municipal Stadium
Dec. 18, 1966	... vs. Kansas City	L, 27-17	Balboa Stadium
Oct. 15, 1967	... vs. Kansas City	W, 45-31	San Diego Stadium
Nov. 19, 1967	... at Kansas City	W, 17-16	K.C. Municipal Stadium
Oct. 27, 1968	... at Kansas City	L, 27-20	K.C. Municipal Stadium
Dec. 8, 1968	... vs. Kansas City	L, 40-3	San Diego Stadium
Sept. 14, 1969	... vs. Kansas City	L, 27-9	San Diego Stadium
Nov. 9, 1969	... at Kansas City	L, 27-3	K.C. Municipal Stadium
Nov. 29, 1970	... at Kansas City	L, 26-14	K.C. Municipal Stadium
Dec. 20, 1970	... vs. Kansas City	W, 31-13	San Diego Stadium
Sept. 19, 1971	... vs. Kansas City	W, 21-14	San Diego Stadium
Oct. 10, 1971	... at Kansas City	L, 31-10	K.C. Municipal Stadium
Oct. 29, 1972	... vs. Kansas City	L, 26-14	San Diego Stadium
Nov. 19, 1972	... at Kansas City	W, 27-17	Arrowhead Stadium
Nov. 4, 1973	... vs. Kansas City	L, 19-0	San Diego Stadium
Dec. 16, 1973	... at Kansas City	L, 33-6	Arrowhead Stadium
Oct. 27, 1974	... vs. Kansas City	L, 24-14	San Diego Stadium
Nov. 10, 1974	... at Kansas City	W, 14-7	Arrowhead Stadium
Oct. 19, 1975	... vs. Kansas City	L, 12-10	San Diego Stadium
Dec. 7, 1975	... at Kansas City	W, 28-20	Arrowhead Stadium
Sept. 12, 1976	... at Kansas City	W, 30-16	Arrowhead Stadium
Nov. 28, 1976	... vs. Kansas City	L, 23-20	San Diego Stadium
Sept. 25, 1977	... at Kansas City	W, 23-7	Arrowhead Stadium
Oct. 23, 1977	... vs. Kansas City	L, 21-16	San Diego Stadium
Nov. 12, 1978	... vs. Kansas City	W, 29-23 (OT)	San Diego Stadium
Nov. 26, 1978	... at Kansas City	L, 23-0	Arrowhead Stadium
Nov. 4, 1979	... at Kansas City	W, 20-14	Arrowhead Stadium
Nov. 25, 1979	... vs. Kansas City	W, 28-7	San Diego Stadium
Sept. 28, 1980	... at Kansas City	W, 24-7	Arrowhead Stadium
Nov. 16, 1980	... vs. Kansas City	W, 20-7	Jack Murphy Stadium
Sept. 20, 1981	... at Kansas City	W, 42-31	Arrowhead Stadium
Nov. 1, 1981	... vs. Kansas City	W, 22-20	Jack Murphy Stadium
Sept. 19, 1982	... at Kansas City	L, 19-12	Arrowhead Stadium
Sept. 12, 1983	... at Kansas City	W, 17-14	Arrowhead Stadium
Dec. 11, 1983	... vs. Kansas City	W, 41-38	Jack Murphy Stadium
Oct. 14, 1984	... at Kansas City	L, 31-13	Arrowhead Stadium
Dec. 16, 1984	... vs. Kansas City	L, 42-21	Jack Murphy Stadium
Oct. 13, 1985	... vs. Kansas City	W, 31-20	Jack Murphy Stadium
Dec. 22, 1985	... at Kansas City	L, 38-34	Arrowhead Stadium
Oct. 19, 1986	... at Kansas City	L, 42-41	Arrowhead Stadium
Nov. 2, 1986	... vs. Kansas City	L, 24-23	Jack Murphy Stadium

CHARGERS-CHIEFS SERIES HISTORY

ALL-TIME GAMES AGAINST CHIEFS

Date	Opponent	Result	Venue
Sept. 13, 1987	... at Kansas City	... L, 20-13	Arrowhead Stadium
Oct. 25, 1987	... vs. Kansas City	... W, 42-21	Jack Murphy Stadium
Sept. 25, 1988	... at Kansas City	... W, 24-23	Arrowhead Stadium
Dec. 18, 1988	... vs. Kansas City	... W, 24-13	Jack Murphy Stadium
Sept. 24, 1989	... vs. Kansas City	... W, 21-6	Jack Murphy Stadium
Dec. 17, 1989	... at Kansas City	... W, 20-13	Arrowhead Stadium
Nov. 18, 1990	... at Kansas City	... L, 27-10	Arrowhead Stadium
Dec. 23, 1990	... vs. Kansas City	... L, 24-21	Jack Murphy Stadium
Sept. 29, 1991	... vs. Kansas City	... L, 14-13	Jack Murphy Stadium
Dec. 8, 1991	... at Kansas City	... L, 20-17 (OT)	Arrowhead Stadium
Sept. 6, 1992	... vs. Kansas City	... L, 24-10	Jack Murphy Stadium
Nov. 8, 1992	... at Kansas City	... L, 16-14	Arrowhead Stadium
Jan. 2, 1993	... vs. Kansas City*	... W, 17-0	Jack Murphy Stadium
Oct. 17, 1993	... vs. Kansas City	... L, 17-14	Jack Murphy Stadium
Dec. 19, 1993	... at Kansas City	... L, 28-24	Arrowhead Stadium
Oct. 9, 1994	... vs. Kansas City	... W, 20-6	Jack Murphy Stadium
Nov. 13, 1994	... at Kansas City	... W, 14-13	Arrowhead Stadium
Oct. 9, 1995	... at Kansas City	... L, 29-23 (OT)	Arrowhead Stadium
Nov. 12, 1995	... vs. Kansas City	... L, 22-7	Jack Murphy Stadium
Sept. 29, 1996	... vs. Kansas City	... W, 22-19	Jack Murphy Stadium
Nov. 24, 1996	... at Kansas City	... W, 28-14	Arrowhead Stadium
Oct. 16, 1997	... at Kansas City	... L, 31-3	Arrowhead Stadium
Dec. 14, 1997	... vs. Kansas City	... L, 29-7	Qualcomm Stadium
Sept. 20, 1998	... at Kansas City	... L, 23-7	Arrowhead Stadium
Nov. 22, 1998	... vs. Kansas City	... W, 38-37	Qualcomm Stadium
Oct. 3, 1999	... vs. Kansas City	... W, 21-14	Qualcomm Stadium
Oct. 31, 1999	... at Kansas City	... L, 34-0	Arrowhead Stadium
Sept. 17, 2000	... at Kansas City	... L, 42-10	Arrowhead Stadium
Nov. 26, 2000	... vs. Kansas City	... W, 17-16	Qualcomm Stadium
Nov. 4, 2001	... vs. Kansas City	... L, 25-20	Qualcomm Stadium
Dec. 23, 2001	... at Kansas City	... L, 20-17	Arrowhead Stadium
Oct. 13, 2002	... vs. Kansas City	... W, 35-34	Qualcomm Stadium
Dec. 22, 2002	... at Kansas City	... L, 24-22	Arrowhead Stadium
Sept. 7, 2003	... at Kansas City	... L, 27-14	Arrowhead Stadium
Nov. 30, 2003	... vs. Kansas City	... L, 28-24	Qualcomm Stadium
Nov. 28, 2004	... at Kansas City	... W, 34-31	Arrowhead Stadium
Jan. 2, 2005	... vs. Kansas City	... W, 24-17	Qualcomm Stadium
Oct. 30, 2005	... vs. Kansas City	... W, 28-20	Qualcomm Stadium
Dec. 24, 2005	... at Kansas City	... L, 20-7	Arrowhead Stadium
Oct. 22, 2006	... at Kansas City	... L, 30-27	Arrowhead Stadium
Dec. 17, 2006	... vs. Kansas City	... W, 20-9	Qualcomm Stadium

ALL-TIME GAMES AGAINST CHIEFS

Date	Opponent	Result	Venue
Sept. 30, 2007	.. vs. Kansas City	... L, 30-16	Qualcomm Stadium
Dec. 2, 2007	... at Kansas City	... W, 24-10	Arrowhead Stadium
Nov. 9, 2008	... vs. Kansas City	... W, 20-19	Qualcomm Stadium
Dec. 14, 2008	... at Kansas City	... W, 22-21	Arrowhead Stadium
Oct. 25, 2009	... at Kansas City	... W, 37-7	Arrowhead Stadium
Nov. 29, 2009	... vs. Kansas City	... W, 43-14	Qualcomm Stadium
Sept. 13, 2010	... at Kansas City	... L, 21-14	Arrowhead Stadium
Dec. 12, 2010	... vs. Kansas City	... W, 31-0	Qualcomm Stadium
Sept. 25, 2011	... vs. Kansas City	... W, 20-17	Qualcomm Stadium
Oct. 31, 2011	... at Kansas City	... L, 23-20 (OT)	Arrowhead Stadium
Sept. 30, 2012	... at Kansas City	... W, 37-20	Arrowhead Stadium
Nov. 1, 2012	... vs. Kansas City	... W, 31-13	Qualcomm Stadium
Nov. 24, 2013	... at Kansas City	... W, 41-38	Arrowhead Stadium
Dec. 29, 2013	... vs. Kansas City	... W, 27-24 (OT)	Qualcomm Stadium
Oct. 19, 2014	... vs. Kansas City	... L, 23-20	Qualcomm Stadium
Dec. 28, 2014	... at Kansas City	... L, 19-7	Arrowhead Stadium
Nov. 22, 2015	... vs. Kansas City	... L, 33-3	Qualcomm Stadium
Dec. 13, 2015	... at Kansas City	... L, 10-3	Arrowhead Stadium
Sept. 11, 2016	... at Kansas City	... L, 33-27 (OT)	Arrowhead Stadium
Jan. 1, 2017	... vs. Kansas City	... L, 37-27	Qualcomm Stadium
Sept. 24, 2017	... vs. Kansas City	... L, 24-10	StubHub Center
Dec. 16, 2017	... at Kansas City	... L, 30-13	Arrowhead Stadium
Sept. 9, 2018	... vs. Kansas City	... L, 38-28	StubHub Center
Dec. 13, 2018	... at Kansas City	... W, 29-28	Arrowhead Stadium
Nov. 18, 2019	... vs. Kansas City	... L, 24-17	Estadio Azteca
Dec. 29, 2019	... at Kansas City	... L, 31-21	Arrowhead Stadium
Sept. 20, 2020	.. vs. Kansas City	... L, 23-20 (OT)	SoFi Stadium
Jan. 3, 2021	... at Kansas City	... W, 38-21	Arrowhead Stadium
Sept. 26, 2021	... at Kansas City	... W, 30-24	GEHA Fld. at Arrowhead Stad.
Dec. 16, 2021	... vs. Kansas City	... L, 34-28 (OT)	SoFi Stadium
Sept. 15, 2022	... at Kansas City	... L, 27-24	GEHA Fld. at Arrowhead Stad.
Nov. 20, 2022	... vs. Kansas City	... L, 30-27	SoFi Stadium
Oct. 22, 2023	... at Kansas City	... L, 31-17	GEHA Fld. at Arrowhead Stad.
Jan. 7, 2024	... vs. Kansas City	... L, 13-12	SoFi Stadium

Known as Dallas Texans (1960-62)

*^Ties were not counted in winning percentage until the 1972 season.
Ties prior to 1972 are not calculated into the series winning percentage.
AFC Wild Card

THE MATCHUP

AT THE HELM



JIM HARBAUGH

Chargers Head Coach

Overall Record: 51-23-1 (.696)
 Reg. Season Record: 46-20-1 (.705)
 Postseason Record: 10-7 (.588)
 Record vs. KC: 5-1 (.833)
 Home Record (Reg.): 24-8-1 (.742)

Hometown: Toledo, Oh.
 College: Michigan '87

Harbaugh brings with him a winning culture, posting a 144-52 record as a collegiate head coach and a 49-22-1 record as an NFL head coach. In four years, he led the San Francisco 49ers to three-straight NFC Championship Games, including an appearance in Super Bowl XLVII.

With a keen eye for talent and an ability to develop players, Harbaugh coached nine eventual first-round selections over his nine-season tenure at Michigan (2015-23). Over the course of his four seasons (2011-14) with San Francisco, Harbaugh coached 17 players to a combined 30 Pro Bowl selections — the second-most Pro Bowlers in the NFL in that time. Eight of those players were also recognized as first-team All-Pro selections from *The Associated Press*, including linebackers Patrick Willis (twice) and NaVorro Bowman (three times).

Prior to being a head coach in the NFL, Harbaugh spent four years at the helm at Stanford University (2007-10) and three at the University of San Diego (2004-06). He turned around a Stanford program that went 1-11 in 2006 and led the Cardinal to 29 wins over his four seasons in Palo Alto, Calif., including a 12-win season that culminated in an Orange Bowl victory in 2010. Harbaugh broke into the head coaching ranks at San Diego, leading the Toreros to a 29-6 record in three years.

Harbaugh played quarterback at the University of Michigan, finishing his career as one of the most efficient passers in college football history. He posted a 21-3-1 record as a starter for the Wolverines, earning first-team All-American honors and finishing third in voting for the Heisman Trophy in 1986. Harbaugh paced the nation in 1985 in passing efficiency rating, while his career passing efficiency rating ranked as the best in NCAA history for more than 12 years following his time at Michigan.



ANDY REID

Chiefs Head Coach

Overall Record: 287-160-1 (.642)
 Reg. Season Record: 261-144-1 (.644)
 Postseason Record: 26-16 (.619)
 Record vs. LAC: 19-6 (.760)
 Road Record (Reg.): 127-73-1 (.634)

Hometown: Los Angeles, Calif.
 College: BYU — '81

Andy Reid enters his 12th season at the helm of the Kansas City Chiefs in 2024. He was hired as the club's 13th head coach in franchise history on January 7, 2013.

Entering his 26th season as an NFL head coach, Reid owns a 258-144-1 regular season record and adds a 26-16 postseason record, giving him 284 total wins, which ranks fourth in NFL history and first among active head coaches. Reid is a three-time Super Bowl Champion. In 2019, his squad beat the San Francisco 49ers 31-20 in Super Bowl LIV. Just three seasons later, he led his team to back-to-back Super Bowl victories in 2022 and 2023, marking the first time a club has won back-to-back Super Bowls in two decades. The Chiefs beat the Philadelphia Eagles 38-35 in Super Bowl LVII followed by a 25-22 overtime victory over the San Francisco 49ers in Super Bowl LVIII.

Reid joined the Chiefs after 14 seasons as Head Coach/Executive Vice President of Football Operations of the Philadelphia Eagles where he compiled a 130-93-1 (.583) regular season record. Including his years as an assistant coach, Reid's teams have made the playoffs 25 times (35-21 record). He has coached in seven Super Bowls and 14 Championship Games (8 NFC, 6 AFC), including being the first coach in NFL history to coach in five-consecutive home Conference Championship Games (2018-22). He owns three NFL Coach of the Year honors.

A native of Los Angeles, Reid prepped at John Marshall High School in Los Angeles and went on to go to Glendale (Calif.) Junior College before attending BYU. Reid has been inducted into the Marshall High School Athletic Hall of Fame, as well as the Glendale Junior College Hall of Fame.

2024 REGULAR SEASON TEAM RANKINGS



2-1
2nd (AFC West)

3-0
1st (AFC West)

OFFENSE (NFL RANK)

19.3 (17th) Points Per Game 25.0 (8thth)
 277.7 (25th) Net Yds. Per Game 328.0 (14th)
 152.0 (7th) Net Rushing Yds. Per Game 116.3 (15th)
 125.7 (31st) Net Passing Yds. Per Game 211.7 (12th)
 5.08 (20th) Scrimmage Yds. Per Play 5.44 (15th)
 1/0 Opp. Interceptions/Return Yds. 4/12
 7/46 Sacks Allowed/Yds. 4/24
 3/1 Fumbles/Lost 1/1
 38.10% (16th) Third Down Pct. 35.48% (21st)
 42.86% (T-24th) Red Zone TD Pct. 44.44% (T-22nd)
 30:14 (16th) Time of Possession Avg. 29:55 (17th)
 2 (T-5th) Giveaways. 5 (25th)

DEFENSE (NFL RANK)

11.0 (3rd) Points Per Game 20.7 (T-15th)
 267.0 (6th) Net Yds. Per Game 361.0 (25th)
 91.7 (6th) Net Rushing Yds. Per Game 113.7 (T-13th)
 175.3 (10th) Net Passing Yds. Per Game 247.3 (28th)
 4.71 (8th) Scrimmage Yds. Per Play 5.67 (22nd)
 3/6 Interceptions/ Return Yds. 1/15
 8/60 Sacks/Yds. 6/19
 2/2 Opp. Fumbles/Lost 6/2
 32.5% (12th) Third Down Pct. 36.11% (T-18th)
 20.00% (2nd) Red Zone TD Pct. 57.14% (16th)
 5 (T-6th) Takeaways. 3 (T-13th)

+3 (5th) TURNOVER MARGIN -2 (T-24th)

SPECIAL TEAMS (NFL RANK)

47.7 (18th) Punts-Avg. Yds. (Gross) 50.1 (10th)
 40.6 (21st) Punts-Avg. Yds. (Net) 42.1 (14th)
 9.7 (16th) Punt Returns-Avg. Per. 8.3 (21st)
 13.7 (28th) Punt Returns-Avg. Per Allowed. 9.6 (T-18th)
 21.3 (28th) Kickoff Returns-Avg. Per 27.0 (T-11th)
 27.3 (24th) Kickoff Returns-Avg. Per Allowed. 26.0 (17th)
 6/6 (T-11th) Field Goals Made/Attempted. 7/7 (T-7th)

PENALTIES (NFL RANK)

17/134 (20th) Penalties Against/Yds. 16/150 (T-21st)

THE MATCHUP

WITHIN STRIKING DISTANCE

OLB Joey Bosa

- Needs 1.0 sacks to reach 70.0 for his career and rank No. 2 in team history.
- Needs a strip sack to be the first player to reach 10 since the beginning of the 2021 season.

C Bradley Bozeman

- Sunday would mark the 100th game played of his career.

WR Derius Davis

- Needs 42 punt return yards to reach 456 for his career and move into No. 10 on the franchise's all-time punt return yards list.
- Needs a kickoff return for a touchdown to be the first player to return both a punt and a kickoff for a score in the last four seasons.

RB J.K. Dobbins

- Needs 90 rushing yards to be the first Charger with 400 rushing yards or more through the team's first four games of a season since Hall of Fame RB LaDainian Tomlinson in 2005 (450 yards).

OLB Bud Dupree

- With a start on Sunday, would reach 100 career starts.

DL Justin Eboigbe

- Sunday would mark his NFL debut.

DL Poona Ford

- Needs an interception to be the second interior defensive lineman with multiple picks in a season over the last 10 years.

S Alohi Gilman

- Sunday would mark the 60th game played of his career.

S Derwin James Jr.

- Sunday would mark career game played No. 70. With a start, it would also be his 70th career start.
- Needs 3.5 sacks and two interceptions to be the second defensive back since at least 2000 to have 500 tackles, 15.0 sacks and 10 interceptions within their first seven pro seasons.

WR Quentin Johnston

- Needs a touchdown catch to extend his streak of games with a receiving score to three consecutive, becoming the first Charger with a touchdown grab in three-straight games since 2021.
- Needs two touchdown catches to reach five on the season and become the first Charger to have at least five receiving scores within the team's first four games of a season since 2013.

OLB Khalil Mack

- Needs one more forced fumble to reach 31 for his career and be the only player with more than 30 since he entered the NFL in 2014.

WR Ladd McConkey

- Needs 10 receptions to set the franchise record for the most catches by any Charger in their first four career games (WR Billy Parks, 19 receptions).

CB Asante Samuel Jr.

- Sunday would mark the 50th game played of his career.

CB Tarheeb Still

- Sunday would mark his NFL debut.

RB Kimani Vidal

- Sunday would mark his NFL debut.

2024 INDIVIDUAL LEADERS



2-1
2nd (AFC West)

3-0
1st (AFC West)

PASSING YARDS

Herbert 399 Mahomes 659

RUSHING YARDS

Dobbins..... 310 Pacheco 135
Edwards 94 Steele 99
Herbert 24 Mahomes 49

RECEIVING YARDS

Johnston 133 Rice 288
McConkey 109 Worthy 81
Dissly 61 Kelce 69
Hurst 53 Watson 60

POINTS SCORED

Dicker 22 Butker 27
Johnston 18 Rice 12
Dobbins..... 12 Worthy 12

INTERCEPTIONS

Ford 1 Conner 1
Molden 1
Dupree..... 1

SACKS

Mack 2.5 Conner 1.0
Bosa 2.0 Jones..... 1.0
Two others 1.0 Three others..... 1.0

TACKLES (SOLO)

Henley 26 (18) Bolton 22 (15)
Perryman..... 22 (16) Reid..... 21 (15)
James Jr..... 21 (15) Watson 21 (12)
Fulton 13 (10) Conner 20 (14)

KICKOFF RETURNS (AVG.)

Davis 4 (21.3) Hardman..... 3 (26.7)

PUNT RETURNS (AVG.); FC

Davis 3 (9.7); 8 Hardman..... 3 (8.3); 2

FIELD GOALS

Dicker 6-6 (100%) Boswell 7-7 (100%)


PUNTS (GROSS/NET AVG.)

Scott 17 (47.7/40.6) Araiza 8 (50.1/42.1)

*Player no longer with team.

CHARGERS-CHIEFS CONNECTIONS


COLLEGE CONNECTIONS


	LAC	Jim Harbaugh	2015-23
	LAC	Jim Harbaugh (QB)	1982-86
	LAC	Ben Rabe	2019-23
	LAC	RB Hasaan Haskins	2018-21
	KC	DE Mike Danna	2019


	LAC	DL Morgan Fox	2012-15
	KC	DT Mike Pennel	2013


	LAC	S Derwin James Jr.	2015-17
	KC	DT Derrick Nnadi	2014-17

	LAC	OL Jamaree Salyer	2018-21
	LAC	WR Ladd McConkey	2020-23
	KC	WR Mecole Hardman	2016-18
	KC	DE Malik Herring	2017-20

	LAC	QB Easton Stick	2014-18
	KC	QB Carson Wentz	2012-15

	LAC	Mike Elston	2010-21
	LAC	Chris O'Leary	2018-23
	LAC	Mike Hiestand	2014-15
	LAC	CB Cam Hart	2019-23
	LAC	S Alohi Gilman	2017-19
KC	LB Drue Tranquill	2014-18	

	LAC	Robert Muschamp	2019-20
	LAC	WR Joshua Palmer	2017-20
	KC	G Trey Smith	2017-20
	KC	OL Wanya Morris	2019-20

	LAC	K Cameron Dicker	2018-21
	KC	TE Jared Wiley	2019-21
	KC	WR Xavier Worthy	2021-23
	KC	RB Keaontay Ingram	2018-20

	LAC	Kiel McDonald	2022-23
	LAC	OLB Tuli Tuipulotu	2020-22
	LAC	WR Brenden Rice	2022-23
	KC	RB Keaontay Ingram	2021
	KC	CB Chris Roland-Wallace	2023
KC	DT Marlon Tuipulotu	2017-20	

	LAC	WR Quentin Johnston	2020-22
	LAC	WR Derius Davis	2018-22
	KC	TE Jared Wiley	2022-23

	LAC	LB Daiyan Henley	2022
	KC	DB Jaden Hicks	2021-23

NOTEWORTHY BONDS

Chargers **Head Coach Jim Harbaugh**, **Director of Performance Analytics Ben Rabe** and **RB Hassan Haskins** spent the 2019 season at Michigan with Chiefs **DE Mike Danna**.

Kansas City **Head Coach Andy Reid** is a native of Los Angeles and attended John Marshall High School. Reid went to Glendale (Calif.) Junior College before attending BYU.

Los Angeles **OLB Tuli Tuipulotu** and his brother, Kansas City **DT Marlon Tuipulotu**, will be on opposite sidelines for the first time in the National Football League. The Tuipulotu brothers spent the 2020 season together at USC.

Chargers **QB Easton Stick** and Chiefs **QB Carson Wentz** spent two seasons (2014-15) together at North Dakota State. The Bison went 28-3 over that span, claiming the 2014 and 2015 FCS National Championship. Wentz also spent the 2022 season in the Washington Commanders quarterback room with Los Angeles **QB Taylor Heinicke**.

Chargers **WR Joshua Palmer** (2017-20) shared an offensive meeting room at Tennessee with Kansas City **G Trey Smith** (2017-20) and **OL Wanya Morris** (2019-20). Chargers **Quality Control Coach Robert Muschamp** joined Palmer, Smith and Morris on Rocky Top from 2019-20, highlighted by a come-from-behind win in the 2020 Taxslayer Gator Bowl.

Chargers **OLB Khalil Mack** will reunite with Chiefs **Offensive Coordinator Matt Nagy**. From 2018-21, Nagy was the head coach in Chicago and oversaw the defense including Mack. The Bears went on to earn a 12-4 record and the NFC North division title in 2018 with the defense allowing just 283 points in 16 games (17.7 PPG).

Chiefs **LB Drue Tranquill** originally entered the league as a fourth round draft pick (130th overall) by the Los Angeles Chargers in the 2019 NFL Draft. Kansas City **LB Cole Christiansen** originally entered the league as an undrafted free agent with Los Angeles in 2020 and spent two seasons with the club.

PRO CONNECTIONS

LS Josh Harris (2012-21)		DT Mike Pennel (2021)
--------------------------	---	-----------------------

OLB Khalil Mack (2018-21)		Offensive Coordinator Matt Nagy (2018-21)
---------------------------	---	---

TE Hayden Hurst (2022)		RB Samaje Perine (2019, 2020-22)
------------------------	---	----------------------------------

WR Coach Sanjay Lal (2021) P JK Scott (2021)		T Jawaan Taylor (2019-22)
---	---	---------------------------

Asst. GM Chad Alexander (2019-23)		WR Mecole Hardman (2023)
-----------------------------------	---	--------------------------

K Cameron Dicker (2022) PSG Coord. Marcus Brady (2023)		DT Marlon Tuipulotu (2021-23)
---	---	-------------------------------

OLB Bud Dupree (2015-20)		WR JuJu Smith-Schuster (2017-21)
--------------------------	---	----------------------------------

QB Taylor Heinicke (2020-22)		QB Carson Wentz (2022)
------------------------------	---	------------------------

Italicized indicates coaches who were players at the time.

ASSISTANT COACHES



RYAN FICKEN

SPECIAL TEAMS COORDINATOR

18TH NFL SEASON | 3RD SEASON WITH CHARGERS



GREG ROMAN

OFFENSIVE COORDINATOR

26TH NFL SEASON | 1ST SEASON WITH CHARGERS



NAVORRO BOWMAN

LINEBACKERS

9TH NFL SEASON | 1ST SEASON WITH CHARGERS



JEFF CARPENTER

OFFENSIVE QUALITY CONTROL/WIDE RECEIVERS

1ST NFL SEASON | 1ST SEASON WITH CHARGERS



SHANE DAY

QUARTERBACKS

16TH NFL SEASON | 3RD SEASON WITH CHARGERS



MIKE ELSTON

DEFENSIVE LINE

1ST NFL SEASON | 1ST SEASON WITH CHARGERS



CHRIS GOULD

ASSISTANT SPECIAL TEAMS

10TH NFL SEASON | 3RD SEASON WITH CHARGERS



MIKE HIESTAND

DEFENSIVE ASSISTANT

6TH NFL SEASON | 3RD SEASON WITH CHARGERS



KIEL McDONALD

RUNNING BACKS

1ST NFL SEASON | 1ST SEASON WITH CHARGERS



ROBERT MUSCHAMP

DEFENSIVE QUALITY CONTROL

2ND NFL SEASON | 2ND SEASON WITH CHARGERS



DYLAN RONEY

DEFENSIVE ASSISTANT

1ST NFL SEASON | 1ST SEASON WITH CHARGERS



MARC TRESTMAN

SENIOR OFFENSIVE ASSISTANT

25TH NFL SEASON | 1ST SEASON WITH CHARGERS



JESSE MINTER

DEFENSIVE COORDINATOR

5TH NFL SEASON | 1ST SEASON WITH CHARGERS



ANDY BISCHOFF

RUN GAME COORDINATOR/TIGHT ENDS


12TH NFL SEASON | 1ST SEASON WITH CHARGERS



MARCUS BRADY

PASSING GAME COORDINATOR


7TH NFL SEASON | 1ST SEASON WITH CHARGERS



STEVE CLINKSCALE

DEFENSIVE BACKS

1ST NFL SEASON | 1ST SEASON WITH CHARGERS



MIKE DEVLIN

OFFENSIVE LINE

29TH NFL SEASON | 1ST SEASON WITH CHARGERS



JONATHAN GOODWIN

OFFENSIVE ASSISTANT/QUARTERBACKS

14TH NFL SEASON | 1ST SEASON WITH CHARGERS



NICK HARDWICK

ASSISTANT OFFENSIVE LINE

12TH NFL SEASON | 12TH SEASON WITH CHARGERS



SANJAY LAL

WIDE RECEIVERS

18TH NFL SEASON | 1ST SEASON WITH CHARGERS



RICK MINTER

SENIOR DEFENSIVE ANALYST

4TH NFL SEASON | 1ST SEASON WITH CHARGERS



CHRIS O'LEARY

SAFETIES

1ST NFL SEASON | 1ST SEASON WITH CHARGERS



PHIL SERCHIA

OFFENSIVE ASSISTANT

2ND NFL SEASON | 2ND SEASON WITH CHARGERS



WILL TUKUAFU

ASSISTANT DEFENSIVE LINE

4TH NFL SEASON | 1ST SEASON WITH CHARGERS

TEAM NOTES

WELCOME TO L.A.



23 players on Los Angeles' active roster are new this season.

HOW NEW CHARGERS WERE ACQUIRED

How Acquired	New Players
Draft Selections	8
Undrafted Free Agents/IPP	0
Veteran Free Agents	12
Practice Squad Signings	0
Trades	2
Waiver Claims	1
Totals	23

NEW CHARGERS ON THE ACTIVE ROSTER

Pos.	Player	Exp.	How Acq.
T	Joe Alt	R	Draft Selection (1-5)
C	Bradley Bozeman	7	Free Agent
LB	Junior Colson	R	Draft Selection (3-69)
TE	Will Dissly	7	Free Agent
RB	J.K. Dobbins	5	UFA (Baltimore)
OLB	Bud Dupree	10	Free Agent
LB	Troy Dye	5	UFA (Minnesota)
DL	Justin Eboigbe	R	Draft Selection (4-105)
RB	Gus Edwards	7	UFA (Baltimore)
DL	Poona Ford	7	UFA (Buffalo)
CB	Kristian Fulton	5	UFA (Tennessee)
CB	Cam Hart	R	Draft Selection (5-140)
RB	Hassan Haskins	3	Waivers (Tennessee)
QB	Taylor Heinicke	7	Trade (Atlanta)
TE	Hayden Hurst	7	Free Agent
WR	Ladd McConkey	R	Draft Selection (2-34)
DB	Elijah Molden	4	Trade (Tennessee)
LB	Denzel Perryman	10	UFA (Houston)
WR	Brenden Rice	R	Draft Selection (7-225)
CB	Tarheeb Still	R	Draft Selection (5-137)
DL	Teair Tart	5	Free Agent
TE	Eric Tomlinson	8	Free Agent
RB	Kimani Vidal	R	Draft Selection (6-181)

COACH LOCATIONS

For the 2024 season, 16 members of the Chargers coaching staff will be down on the sideline while nine others will be up in the booth. The location of each coach can be seen below:

CHARGERS COACHES DOWN ON THE SIDELINE (16)

Name	Position
Jim Harbaugh	Head Coach
Ryan Ficken	Special Teams Coordinator
Jesse Minter	Defensive Coordinator
Andy Bischoff	Run Game Coordinator/Tight Ends
NaVorro Bowman	Linebackers
Marcus Brady	Passing Game Coordinator
Steve Clinkscale	Defensive Backs
Shane Day	Quarterbacks
Mike Devlin	Offensive Line
Mike Elston	Defensive Line
Jonathan Goodwin	Offensive Assistant/Quarterbacks
Chris Gould	Assistant Special Teams
Nick Hardwick	Assistant Offensive Line
Sanjay Lal	Wide Receivers
Kiel McDonald	Running Backs
Dylan Roney	Defensive Assistant

CHARGERS COACHES UP IN THE BOOTH (9)

Name	Position
Greg Roman	Offensive Coordinator
Jeff Carpenter	Offensive Quality Control/Wide Receivers
Mike Hiestand	Defensive Assistant
Rick Minter	Senior Defensive Analyst
Robert Muschamp	Defensive Quality Control
Chris O'Leary	Safeties
Phil Serchia	Offensive Assistant
Marc Trestman	Senior Offensive Assistant
Will Tukuafu	Assistant Defensive Line

TEAM NOTES

WINNING THE TAKEAWAY BATTLE

The Chargers have recorded five takeaways and two giveaways this season, a plus-three turnover differential that is good for the fifth-best in the NFL in 2024.

TURNOVER DIFFERENTIAL, NFL, 2024

Rank	Team	TA	GA	Diff.
1.	Green Bay Packers	9	2	+7
2.	Buffalo Bills	6	1	+5
3.	New Orleans Saints	7	3	+4
	Pittsburgh Steelers	5	1	+4
5.	Los Angeles Chargers	5	2	+3
6.	Minnesota Vikings	6	4	+2

A TOP SCORING DEFENSE

The Chargers rank No. 3 the NFL in scoring defense in 2024, allowing just 11.0 points per game so far this season.

POINTS ALLOWED PER GAME, NFL, 2024

Rank	Team	Points Allowed/Game
1.	Pittsburgh Steelers	8.7
2.	Minnesota Vikings	10.0
3.	Los Angeles Chargers	11.0
4.	Seattle Seahawks	14.3
5.	New Orleans Saints	14.7

BEND, DON'T BREAK

The Bolts defense opened the season among the best in the red zone. The team allowed five red zone drive and just one touchdown, good for a defensive red zone percentage of 20.0, the second-best in the NFL through three weeks.

RED ZONE DEFENSE, NFL, 2024

Rank	Team	RZ Drives	RZ TDs	RZ Pct.
1.	Pittsburgh	6	1	16.7
2.	L.A. Chargers	5	1	20.0
3.	New Orleans	8	2	25.0
4.	N.Y. Jets	10	3	30.0
	Philadelphia	10	3	30.0
	Seattle	10	3	30.0

TOUGH ON THE GROUND

Los Angeles is among the league leaders in rushing offense and defense. The offense averages 152.0 rushing yards per game, which ranks No. 7 in the league, while the defense allows an average of 91.7 rushing yards per game, good for No. 6 in the NFL.

RUSHING YARDS PER GAME, NFL, 2024

Rank	Team	Rushing Yards/Game
1.	Green Bay Packers	204.0
2.	Baltimore Ravens	203.3
3.	Philadelphia Eagles	167.3
4.	Detroit Lions	163.0
5.	Washington Commanders	153.7
6.	New Orleans Saints	153.0
7.	Los Angeles Chargers	152.0
8.	New England Patriots	144.3

DEFENSIVE RUSHING YARDS PER GAME, NFL, 2024

Rank	Team	Rushing Yards/Game
1.	Baltimore Ravens	50.0
2.	Minnesota Vikings	71.3
	Pittsburgh Steelers	71.3
4.	Detroit Lions	76.7
5.	New England Patriots	83.0
6.	Los Angeles Chargers	91.7
7.	Houston Texans	97.7

FORCING THREE-AND-OUTS

The Los Angeles defense has forced the offense into a three-and-out on 13 of the team's 34 defensive drives (38.2 pct.). It's the second-highest defensive three-and-out rate in the AFC and ranks No. 3 in the NFL in 2024.

DEFENSIVE THREE-AND-OUT PERCENTAGE, NFL, 2024

Rank	Team	Percentage
1.	Seattle Seahawks	42.1
2.	Pittsburgh Steelers	38.7
3.	Los Angeles Chargers	38.2
4.	Las Vegas Raiders	29.7
5.	Chicago Bears	28.9

JUSTIN HERBERT

THE LAW OF AVERAGES

Justin Herbert ranks No. 5 in NFL history averaging 271.1 passing yards per game among players with at least 1,000 attempts. Meanwhile, Herbert's 1.7 career interception percentage ranks No. 4 in NFL history and his 95.7 passer rating ranks 16th all-time (min. 1,000 attempts).

PASSING YARDS PER GAME, MIN. 1,000 ATT., NFL HISTORY

Rank	Team/s	Player	Passing Yards/Game
1.	K.C.	QB Patrick Mahomes	293.8
2.	S.D./N.O.	QB Drew Brees	280.0
3.	Ind.	QB Andrew Luck	275.2
4.	Det./LAR	QB Matthew Stafford	271.8
5.	LAC	QB Justin Herbert	271.1
6.	Ind./Den.	QB Peyton Manning	270.0

HERBERT AS A PRO

Since entering the NFL, Justin Herbert ranks inside the NFL's top five in completions, passing yards, passing touchdowns and combined touchdowns. His 25 games with 300-plus passing yards rank tied for No. 2 in the NFL since 2020.

PASSING COMPLETIONS, NFL, SINCE 2020

Rank	Team/s	Player	Completions
1.	K.C.	QB Patrick Mahomes	1,726
2.	LAC	QB Justin Herbert	1,656
3.	Buf.	QB Josh Allen	1,603
4.	LAR/Det.	QB Jared Goff	1,561
5.	L.V./N.O.	QB Derek Carr	1,500

PASSING YARDS, NFL, SINCE 2020

Rank	Team/s	Player	Passing Yards
1.	K.C.	QB Patrick Mahomes	19,671
2.	Buf.	QB Josh Allen	18,174
3.	LAC	QB Justin Herbert	17,622
4.	LAR/Det.	QB Jared Goff	16,933
5.	L.V./N.O.	QB Derek Carr	16,892

PASSING TOUCHDOWNS, NFL, SINCE 2020

Rank	Team/s	Player	Passing Touchdowns
1.	K.C.	QB Patrick Mahomes	148
2.	Buf.	QB Josh Allen	144
3.	Min./Atl.	QB Kirk Cousins	119
4.	LAC	QB Justin Herbert	118
5.	G.B./NYJ	QB Aaron Rodgers	116

COMBINED TOUCHDOWNS, NFL, SINCE 2020

Rank	Team/s	Player	Combined Touchdowns
1.	Buf.	QB Josh Allen	182
2.	K.C.	QB Patrick Mahomes	156
3.	LAC	QB Justin Herbert	129
4.	Min./Atl.	QB Kirk Cousins	123
	G.B./NYJ	QB Aaron Rodgers	123
6.	Sea./Den./Pit.	QB Russell Wilson	117
	Dal.	QB Dak Prescott	117

BIG-TIME PERFORMER

After he set rookie records in 2020 with eight 300-yard games and six three-touchdown performances, Justin Herbert continues to put up big-time performances.

Herbert has topped 300 passing yards 25 times in his career, tied for the sixth-most in a player's first five pro seasons in NFL history.

MOST GAMES WITH 300-PLUS PASSING YARDS, FIRST FIVE SEASONS, NFL HISTORY

Rank	Team	Player	Games
1.	K.C.	QB Patrick Mahomes	31
2.	StL	QB Kurt Warner*	29
3.	T.B.	QB Jameis Winston	27
4.	Mia.	QB Dan Marino*	26
	Ind.	QB Andrew Luck	26
6.	LAC	QB Justin Herbert	25
	LAR	QB Jared Goff	25
8.	Det.	QB Matthew Stafford	23

*Pro Football Hall of Famer

Herbert has thrown for at least three touchdowns in 19 games, tied for No. 5 over a player's first five seasons. He has thrown multiple touchdown passes in 37 career games, tied for the ninth-most by a player through their first five professional seasons.

MOST GAMES WITH THREE-PLUS TOUCHDOWN PASSES, FIRST FIVE SEASONS, NFL HISTORY

Rank	Team	Player	Games
1.	Mia.	QB Dan Marino*	33
2.	K.C.	QB Patrick Mahomes	28
3.	StL	QB Kurt Warner*	21
4.	Buf.	QB Josh Allen	20
5.	LAC	QB Justin Herbert	19
	Ind.	QB Peyton Manning*	19
7.	Atl.	QB Matt Ryan	18
	Cin.	QB Andy Dalton	18
	Dal.	QB Dak Prescott	18

MOST GAMES WITH MULTIPLE TOUCHDOWN PASSES, FIRST FIVE SEASONS, NFL HISTORY

Rank	Team	Player	Games
1.	Mia.	QB Dan Marino*	50
	K.C.	QB Patrick Mahomes	46
3.	Buf.	QB Josh Allen	45
	Ind.	QB Andrew Luck	45
5.	Ind.	QB Peyton Manning*	43
6.	Cin.	QB Andy Dalton	40
7.	Atl.	QB Matt Ryan	39
8.	S.F.	QB Jeff Garcia	38
9.	LAC	QB Justin Herbert	37
	Phi.	QB Carson Wentz	37
	Sea.	QB Russell Wilson	37
	T.B.	QB Jameis Winston	37
13.	LAR	QB Jared Goff	35
	Oak.	QB Derek Carr	35

*Pro Football Hall of Famer

JUSTIN HERBERT

COMPLETING RECORDS

After setting the rookie completions record in 2020, **Justin Herbert** has completed 1,656 career passes, the third-most in NFL history through a player's first five seasons.

COMPLETIONS, FIRST FIVE SEASONS, NFL HISTORY

Rank	Team	Player	Completions
1.	Oak.	QB Derek Carr	1,759
2.	Ind.	QB Peyton Manning*	1,749
3.	LAC	QB Justin Herbert	1,656
4.	Atl.	QB Matt Ryan	1,654
5.	Mia.	QB Ryan Tannehill	1,653

**Pro Football Hall of Famer*

Herbert set the all-time records as the fastest player in NFL history to reach 1,000 completions (38th career game) and 1,500 completions (57th career game). The fifth-year passer is on pace to break the record for the fewest games to reach 2,000 completions. He also completed the most passes by any player in their first 50 career games in NFL history.

He completed the second-most passes ever by any player before turning 26 years old and currently has the fifth-most completions in history by any player before turning 27 years old.

FEWEST GAMES TO 2,000 COMPLETIONS, NFL HISTORY

Rank	Team/s	Player	Games
1.	K.C.	QB Patrick Mahomes	81
2.	Det.	QB Matthew Stafford	83
3.	Ind.	QB Andrew Luck	86
4.	Dal.	QB Dak Prescott	89
	LAR/Det.	QB Jared Goff	89
	Was./Min.	QB Kirk Cousins	89
—	LAC	QB Justin Herbert	65

COMPLETIONS BEFORE TURNING 27 YEARS OLD, NFL HISTORY

Rank	Team/s	Player	Completions
1.	N.E.	QB Drew Bledsoe	1,887
2.	Det.	QB Matthew Stafford	1,848
3.	Ind.	QB Peyton Manning*	1,749
4.	LAR/Det.	QB Jared Goff	1,667
5.	LAC	QB Justin Herbert	1,656
6.	Buf.	QB Josh Allen	1,604
	K.C.	QB Patrick Mahomes	1,604

**Pro Football Hall of Famer*

CLOSING OUT WINS

Justin Herbert has been clutch late in games dating back to his rookie season. In his career, Herbert has engineered 14 game-winning drives in the fourth quarter or overtime, good for the third-most since he entered the NFL in 2020.

JUSTIN HERBERT'S CAREER GAME-WINNING DRIVES

Game	Drive Length	Game-Winning Score
Dec. 13, 2020 vs. Atl.	6 plays, 49 yds (0:31)	Badgley 43-yd FG
Dec. 17, 2020 at L.V.	5 plays, 75 yds (1:49)	Herbert 1-yd TD run*
Dec. 27, 2020 vs. Den.	7 plays, 56 yds (2:01)	Badgley 37-yd FG
Sept. 12, 2021 at Was.	3 plays, 3 yds (0:45)	M.Williams 3-yd TD rec.
Sept. 26, 2021 at K.C.	8 plays, 59 yds (1:10)	M.Williams 4-yd TD rec.
Oct. 10, 2021 vs. Cle.	5 plays, 48 yds (0:31)	Ekeler 3-yd TD run
Nov. 7, 2021 at Phi.	15 plays, 64 yds (6:05)	Hopkins 29-yd FG
Nov. 21, 2021 vs. Pit.	3 plays, 75 yds (1:15)	M.Williams 53-yd TD rec.
Oct. 9, 2022 at Cle.	13 plays, 66 yds (6:26)	Bertolet 27-yd FG
Oct. 17, 2022 vs. Den.	4 plays, 7 yds (2:08)	Hopkins 39-yd FG*
Nov. 6, 2022 at Atl.	3 plays, 24 yds (0:34)	Dicker 37-yd FG
Nov. 27, 2022 at Ari.	7 plays, 38 yds (1:33)	Ekeler 1-yd TD rec.
Dec. 18, 2022 vs. Ten.	6 plays, 52 yards (0:44)	Dicker 43-yd FG
Sept. 24, 2023 at Min.	7 plays, 75 yards (3:15)	Palmer 30-yd TD rec.

**Game-winning drive was in overtime*

GAMES-WINNING DRIVES IN FOURTH QUARTER OR OVERTIME, NFL, SINCE 2020

Rank	Team/s	Player	Game-Winning Drives
1.	Min./Atl.	QB Kirk Cousins	16
2.	L.V./N.O.	QB Derek Carr	15
3.	LAC	QB Justin Herbert	14
4.	K.C.	QB Patrick Mahomes	13
	T.B.	QB Tom Brady	13

Herbert posted a game-winning drive in the fourth quarter or overtime of three-straight games in 2020, becoming just the third rookie to do so since the 1970 NFL-AFL merger. The two others — Ben Roethlisberger (2004) and Vince Young (2006) — also won Offensive Rookie of the Year honors from *The Associated Press*.

ROOKIE QUARTERBACKS WITH THREE CONSECUTIVE GAME-WINNING DRIVES, SINCE 1970

Season	Team	Quarterback	Consecutive Games
2020	LAC	Justin Herbert*	3 (Dec. 13 — Dec. 27)
2006	Ten.	Vince Young*	3 (Nov. 26 — Dec. 10)
2004	Pit.	Ben Roethlisberger*	3 (Dec. 5 — Dec. 18)

**Won AP Offensive Rookie of the Year*

JUSTIN HERBERT



CAPTAIN COMEBACK

Justin Herbert has led the Bolts to 11 career come-from-behind victories in the fourth quarter or overtime.

HERBERT'S FOURTH QUARTER/OVERTIME COMEBACK WINS

Date	Opponent	4Q/OT Deficit	Result
Dec. 17, 2020	at Las Vegas	24-27 (OT)	W, 30-27 (OT)
Sept. 12, 2021	at Washington	13-16	W, 20-16
Sept. 26, 2021	at Kansas City	21-24	W, 30-24
Oct. 10, 2021	vs. Cleveland	35-42	W, 47-42
Nov. 7, 2021	at Philadelphia	16-17	W, 27-24
Nov. 21, 2021	vs. Pittsburgh	34-37	W, 37-34
Oct. 9, 2022	at Cleveland	27-28	W, 30-28
Oct. 17, 2022	vs. Denver	13-16	W, 19-16 (OT)
Nov. 6, 2022	at Atlanta	14-17	W, 20-17
Nov. 27, 2022	at Arizona	17-24	W, 25-24
Sept. 24, 2023	at Minnesota	21-24	W, 28-24

Herbert's 11 career come-from-behind wins in the fourth quarter or overtime are the third-most in NFL since he entered the professional ranks in 2020.

FOURTH QUARTER/OVERTIME COMEBACK WINS, NFL, SINCE 2020

Rank	Team	Player	4Q/OT Comeback Wins
1.	Min./Atl.	QB Kirk Cousins	13
2.	K.C.	QB Patrick Mahomes	12
3.	LAC	QB Justin Herbert	11
4.	Sea./Den./Pit.	QB Russell Wilson	10
	L.V./N.O.	QB Derek Carr	10
	Pit.	QB Ben Roethlisberger	10
	T.B.	QB Tom Brady	10

**Pro Football Hall of Famer*

HERBERT SETS PASSING YARDS RECORD

In 2023, Justin Herbert set the record for passing yards through a player's first four seasons (17,223). He currently is ranked No. 18 in terms of passing yards through the first five seasons of a career. Herbert is also the only player ever to eclipse 4,000 yards in each of his first three years and the only player to top 4,500 yards in two of his first three seasons.

PASSING YARDS, FIRST FOUR SEASONS, NFL HISTORY

Rank	Team	Player	Passing Yards
1.	LAC	QB Justin Herbert	17,223
2.	Ind.	QB Peyton Manning*	16,418
3.	Mia.	QB Dan Marino*	16,177
4.	Dal.	QB Dak Prescott	15,778
5.	Mia.	QB Ryan Tannehill	15,460

**Pro Football Hall of Famer*

CONSECUTIVE SEASONS WITH 4,000 PASSING YARDS TO START A CAREER, NFL HISTORY

Rank	Team	Player	Consecutive Seasons
1.	LAC	QB Justin Herbert	3 (2020-22)
2.	T.B.	QB Jameis Winston	2 (2015-16)
3.	Ind.	QB Andrew Luck	1 (2012)
	Car.	QB Cam Newton	1 (2011)

Herbert topped 15,000 passing yards in his 52nd career game, becoming the second-fastest player in history to eclipse that mark. He was one of just three players to ever top 14,000 passing yards before his 25th birthday and was the fourth player to ever top 17,000 passing yards before turning 26 years old.

FEWEST GAMES TO 15,000 PASSING YARDS, NFL HISTORY

Rank	Team/s	Player	Games
1.	K.C.	QB Patrick Mahomes	49
2.	LAC	QB Justin Herbert	52
3.	Det.	QB Matthew Stafford	53
4.	Mia.	QB Dan Marino*	56
	StL/NYG	QB Kurt Warner*	56
	Ind.	QB Andrew Luck	56
	StL	QB Marc Bulger	56

**Pro Football Hall of Famer*

JUSTIN HERBERT

TOUCHDOWN MACHINE

After setting the all-time rookie record with 31 touchdown passes in 2020, **Justin Herbert** joined Hall of Famer Peyton Manning as the only players ever to throw 25 touchdown passes in each of their first three seasons.

Herbert has now thrown for 117 career passing scores, good for No. 11 in NFL history through the first five seasons of a career. In 2023, he eclipsed 100 career touchdown passes in Week 3, making him the fifth-fastest (52 games) and fourth-youngest (25 years, 198 days) to eclipse that mark.

PASSING TOUCHDOWNS, FIRST FIVE SEASONS, NFL HISTORY

Rank	Team	Player	Passing Touchdowns
1.	Mia.	QB Dan Marino*	168
2.	K.C.	QB Patrick Mahomes	151
3.	Ind.	QB Peyton Manning*	138
	Buf.	QB Josh Allen	138
5.	Ind.	QB Andrew Luck	132
6.	Atl.	QB Matt Ryan	127
	Sea.	QB Russell Wilson	127
8.	Cin.	QB Andy Dalton	124
9.	Oak.	QB Derek Carr	122
10.	T.B.	QB Jameis Winston	121
11.	LAC	QB Justin Herbert	118
12.	Car.	QB Cam Newton	117

FEWEST GAMES TO 100 PASSING TOUCHDOWNS, NFL HISTORY

Rank	Team	Player	Games
1.	K.C.	QB Patrick Mahomes	40
2.	Mia.	QB Dan Marino*	44
3.	StL	QB Kurt Warner*	50
4.	Bal.	QB Johnny Unitas*	51
5.	LAC	QB Justin Herbert	52
6.	Hou.	QB Deshaun Watson	53

YOUNGEST PLAYERS TO REACH 100 CAREER PASSING TOUCHDOWNS, NFL HISTORY

Rank	Team	Player	Age (Years-Days)
1.	Mia.	QB Dan Marino*	24-357
2.	K.C.	QB Patrick Mahomes	25-52
3.	Hou.	QB Deshaun Watson	25-104
4.	LAC	QB Justin Herbert	25-198
5.	Buf.	QB Josh Allen	25-219
6.	Ind.	QB Peyton Manning*	25-232

**Pro Football Hall of Famer*

Herbert threw 31 touchdowns in 2020, eclipsing 30 in the season finale. At 22 years, 299 days of age that day, he became the youngest player in history to register 30 touchdown passes in a single season, besting a mark set by Ravens QB Lamar Jackson.

YOUNGEST PLAYERS TO THROW 30 TOUCHDOWN PASSES, SINGLE SEASON, NFL HISTORY

Rank	Season	Team	Player	Age (Years-Days)
1.	2020	LAC	QB Justin Herbert	22-299
2.	2019	Bal.	QB Lamar Jackson	22-339



ELITE ON THIRD DOWN

Justin Herbert has completed 14-of-22 passes (63.6 pct.) for 123 yards and three touchdowns (118.0 rating) on third down this season. He is tied for an NFL high with three passing touchdowns on third down in 2024, while his 118.0 passer rating ranks No. 3 among AFC passers with 10 third-down passing attempts.

PASSING TOUCHDOWNS, THIRD DOWN, NFL, 2024

Rank	Team	Player	Passing Touchdowns
1.	LAC	QB Justin Herbert	3
2.	Buf.	QB Josh Allen	3
	Min.	QB Sam Darnold	3
	NYG	QB Daniel Jones	3
5.	—	Seven Other Players	2

PASSER RATING, THIRD DOWN, MIN. 10 ATT., AFC, 2024

Rank	Team	Player	Passer Rating
1.	Buf.	QB Josh Allen	137.5
2.	NYJ	QB Aaron Rodgers	118.1
3.	LAC	QB Justin Herbert	118.0
4.	K.C.	QB Patrick Mahomes	109.0
5.	Hou.	QB C.J. Stroud	102.8

FOURTH QUARTER PHENOM

In 2024, **Justin Herbert** has registered a 102.5 passer rating in the fourth quarter, good for the third-best rating in the AFC among starting quarterbacks.

PASSER RATING, FOURTH QUARTER, AFC STARTING QBs, 2024

Rank	Team	Player	Passer Rating
1.	K.C.	QB Patrick Mahomes	115.2
2.	Cin.	QB Joe Burrow	105.9
3.	LAC	QB Justin Herbert	102.5
4.	L.V.	QB Gardner Minshew II	95.8
5.	Hou.	QB C.J. Stroud	92.4

JUSTIN HERBERT



DUAL-THREAT QUARTERBACK

Justin Herbert set the record for combined touchdowns as a rookie (36) and through a player's first two seasons (77). His 102 combined touchdowns were also the most in history through the first three seasons of a career.

Herbert's 125 combined touchdowns through 2023 ranked third in history through a player's first four professional seasons. He was also the fifth player in NFL history to pass for at least 100 touchdowns and run for at least 10 scores within the first four seasons of a career. Herbert is the only player ever to have 110 passing touchdowns and 10 rushing scores in his first four seasons.

COMBINED TOUCHDOWNS, FIRST FOUR SEASONS, NFL HISTORY

Rank	Team	Player	Combined Touchdowns
1.	Mia.	QB Dan Marino*	144
2.	Buf.	QB Josh Allen	134
3.	LAC	QB Justin Herbert	125
4.	Hou.	QB Deshaun Watson	121
5.	K.C.	QB Patrick Mahomes	120

*Pro Football Hall of Famer

PLAYERS WITH 100 PASSING TOUCHDOWNS & 10 RUSHING TOUCHDOWNS, FIRST FOUR SEASONS, NFL HISTORY

Team	Player	Passing TDs	Rushing TDs
LAC	QB Justin Herbert	114	11
Buf.	QB Josh Allen	103	31
Hou.	QB Deshaun Watson	104	17
Sea.	QB Russell Wilson	106	12
Ind.	QB Andrew Luck	101	12

HERBERT SETS ANOTHER TEAM RECORD

Justin Herbert set a team record for the most pass attempts without an interception, throwing 233 passes from Dec. 26, 2022-Oct. 1, 2023.

CONSECUTIVE PASS ATTEMPTS WITHOUT AN INTERCEPTION, CHARGERS HISTORY

Rank	Quarterback	Dates	Consec. Attempts
1.	Justin Herbert	Dec. 26, 2022-Oct. 1, 2023	233
2.	Drew Brees	Oct. 17, 2004-Dec. 5, 2004	194
3.	Philip Rivers	Nov. 27, 2011-Dec. 24, 2011	170
4.	Dan Fouts	Sept. 27, 1981-Oct. 25, 1981	168

THREADING THE NEEDLE ON THIRD DOWN

In his 65 career starts, **Justin Herbert** has been the one of the best passers in the NFL at moving the chains on third down. He has completed 399 passes on 648 attempts (61.6 pct.) for 4,767 yards and 45 touchdowns with 18 interceptions (95.6 passer rating). Herbert's 399 completions lead the NFL, while his 4,767 passing yards rank second on third down since 2020.

Herbert tied for the league lead with 14 touchdown passes on third down in 2020, good for the most by a rookie in the last 40 seasons. He has added 31 since then, giving him 45 third-down passing scores since entering the professional ranks, which is good for No. 2 over that span.

Herbert's 95.6 passer rating on third down ranks 10th in the NFL and over the last five years among players with at least 300 passing attempts on third down.

THIRD DOWN COMPLETIONS, NFL, SINCE 2020

Rank	Team/s	Player	Completions
1.	LAC	QB Justin Herbert	399
2.	LAR/Det.	QB Jared Goff	377
3.	K.C.	QB Patrick Mahomes	368
4.	L.V./N.O.	QB Derek Carr	354
5.	Min./Atl.	QB Kirk Cousins	345

THIRD DOWN PASSING YARDS, NFL, SINCE 2020

Rank	Team	Player	Passing Yards
1.	K.C.	QB Patrick Mahomes	5,050
2.	LAC	QB Justin Herbert	4,767
3.	L.V./N.O.	QB Derek Carr	4,714
4.	LAR/Det.	QB Jared Goff	4,271
5.	Det./LAR	QB Matthew Stafford	4,205

THIRD DOWN PASSING TOUCHDOWNS, NFL, SINCE 2020

Rank	Team/s	Player	Passing Touchdowns
1.	K.C.	QB Patrick Mahomes	54
2.	LAC	QB Justin Herbert	45
3.	Min./Atl.	QB Kirk Cousins	43
4.	Buf.	QB Josh Allen	41
5.	T.B.	QB Tom Brady	39

Herbert leads the NFL with 285 passing first downs on third down over the past five seasons. He threw for 12 third-down conversions in 2021's Week 1 win at Washington, the most passing first downs in a single game on third down since Andrew Luck did so in 2012. Herbert sported a league-leading 79 passing first downs on third down in 2021.

THIRD DOWN PASSING FIRST DOWNS, NFL, SINCE 2020

Rank	Team/s	Player	Passing First Downs
1.	LAC	QB Justin Herbert	285
2.	K.C.	QB Patrick Mahomes	284
3.	Buf.	QB Josh Allen	251
4.	LAR/Det.	QB Jared Goff	247
5.	L.V./N.O.	QB Derek Carr	243

JUSTIN HERBERT

FEELING IT ON FOURTH DOWN

Since entering the NFL in 2020, **Justin Herbert** has been one of the league's top passers on fourth down. He threw a pair of fourth-down touchdowns in Week 10 of the 2023 season, giving him a league-best 10 passing scores on fourth down since coming into the NFL in 2020.

FOURTH DOWN PASSING TOUCHDOWNS, NFL, SINCE 2020

Rank	Team/s	Player	Passing Touchdowns
1.	LAC	QB Justin Herbert	10
	Buf.	QB Josh Allen	10
3.	Min./Atl.	QB Kirk Cousins	8
4.	LAR/Det.	QB Jared Goff	7
5.	Ari.	QB Kyler Murray	6
	Cin.	QB Joe Burrow	6
	L.V./N.O.	QB Derek Carr	6
	G.B./NYJ	QB Aaron Rodgers	6
	Sea./Den./Pit.	QB Russell Wilson	6

Herbert also leads the NFL over that span in completions (37), passing yards (492) and passing first downs (33). He has the No. 4 fourth-down passer rating (115.4) since 2020 among players with at least 30 passing attempts on fourth down.

FOURTH DOWN COMPLETIONS, NFL, SINCE 2020

Rank	Team/s	Player	Completions
1.	LAC	QB Justin Herbert	37
2.	LAR/Det.	QB Jared Goff	34
3.	Min./Atl.	QB Kirk Cousins	30
4.	Jax.	QB Trevor Lawrence	29
5.	Ari.	QB Kyler Murray	26
	Cin.	QB Joe Burrow	26

FOURTH DOWN PASSING YARDS, NFL, SINCE 2020

Rank	Team	Player	Passing Yards
1.	LAC	QB Justin Herbert	492
2.	LAR/Det.	QB Jared Goff	364
3.	Min./Atl.	QB Kirk Cousins	358
4.	Cin.	QB Joe Burrow	331
5.	Jax.	QB Trevor Lawrence	326

FOURTH DOWN PASSING FIRST DOWNS, NFL, SINCE 2020

Rank	Team/s	Player	Passing First Downs
1.	LAC	QB Justin Herbert	33
2.	LAR/Det.	QB Jared Goff	31
3.	Min./Atl.	QB Kirk Cousins	29
4.	Jax.	QB Trevor Lawrence	26
5.	Ari.	QB Kyler Murray	24

FOURTH DOWN PASSER RATING, MIN. 30 ATT., NFL, SINCE 2020

Rank	Team/s	Player	Passer Rating
1.	Cin.	QB Joe Burrow	124.0
2.	Phi.	QB Jalen Hurts	120.8
3.	L.V./N.O.	QB Derek Carr	116.1
4.	LAC	QB Justin Herbert	115.4
5.	Atl./Ind.	QB Matt Ryan	112.1

LEGGING IT OUT

In the team's *Sunday Night Football* victory over Pittsburgh in Week 11 of the 2021 season, **Justin Herbert** threw for 382 yards and ran for 90 yards, becoming the only player to ever top 350 yards passing and 90 yards rushing in a single game. He was the fifth player ever to run for 90 yards and pass for 300 in the same game.

QUARTERBACKS WITH 300 PASSING YARDS AND 90 RUSHING YARDS, SINGLE GAME, NFL HISTORY

Season (Wk)	Team	Quarterback	Pass Yds	Rush Yds
2022 (2)	Bal.	Lamar Jackson	318	119
2021 (14)	Buf.	Josh Allen	308	109
2021 (11)	LAC	Justin Herbert	382	90
2015 (15)	Car.	Cam Newton	340	100
2014 (7)	Sea.	Russell Wilson	313	106
2011 (5)	Phi.	Mike Vick	315	90
1989 (15)	Phi.	Randall Cunningham	306	92

TARGET ACQUIRED

Justin Herbert has thrown touchdowns to 19 players, including 14 with multiple scores. He's most frequently thrown touchdowns to WR Keenan Allen, who caught 24 scores from Herbert. The first passing score of his career went to WR Jalen Guyton, who also caught the first touchdown of his career on the play.

HERBERT'S CAREER TOUCHDOWN PASSES BY RECEIVER

Receiver	Touchdown Passes
WR Keenan Allen	24
WR Mike Williams	18
RB Austin Ekeler	16
TE Donald Parham Jr.	11
WR Joshua Palmer	8
TE Gerald Everett	7
WR Jalen Guyton	7
TE Jared Cook	4
TE Hunter Henry	4
WR Quentin Johnston	4
WR DeAndre Carter	3
WR Tyron Johnson	3
FB Zander Horvath	2
FB Gabe Nabers	2
TE Stephen Anderson	1
WR Simi Fehoko	1
TE Virgil Green	1
WR Ladd McConkey	1
TE Stone Smartt	1
Total (19 Receivers)	118

JUSTIN HERBERT IN PRIMETIME

A PRIME-TIME PRODIGY

Since entering the NFL, **Justin Herbert** has made 16 starts in primetime, leading the Bolts to wins on each of the regularly-slated prime-time games — *Thursday Night Football*, *Sunday Night Football* and *Monday Night Football*.

He has been one of the best quarterbacks under the lights since entering the NFL in 2020, with his 93.7 passer rating in prime-time games ranking No. 7 in the NFL over the last three seasons with 350 prime-time passing attempts.

Herbert has thrown 30 touchdown passes in his 16 prime-time starts, ranking No. 5 in the NFL in primetime since he entered the league in 2020.

PRIME-TIME PASSER RATING, MIN. 350 ATT., SINCE 2020

Rank	Team/s	Player	Passer Rating
1.	G.B./NYJ	QB Aaron Rodgers	116.5
2.	Buf.	QB Josh Allen	104.0
3.	Dal.	QB Dak Prescott	100.3
4.	K.C.	QB Patrick Mahomes	96.6
5.	Sea./Den./Pit.	QB Russell Wilson	94.2
6.	Min./Atl.	QB Kirk Cousins	93.9
7.	LAC	QB Justin Herbert	93.7
8.	S.F./L.V./LAR	QB Jimmy Garoppolo	92.6

THURSDAY NIGHT FOOTBALL

As a rookie in 2020, **Justin Herbert** recorded his first career comeback win in the fourth quarter or overtime in Week 15 at Las Vegas, leading the Bolts to a 30-27 overtime victory. He finished the game with 314 passing yards and two touchdowns on 22-of-32 passing (68.8 pct.) for a 121.1 passer rating. Herbert added a rushing touchdown in overtime to secure the victory.

At 22 years, 282 days old, Herbert became the second-youngest player to mount a come-from-behind win in the fourth quarter or overtime of a Thursday night game in NFL history.

YOUNGEST QUARTERBACKS TO LEAD A COME-FROM-BEHIND WIN IN FOURTH QUARTER OR OVERTIME, THURSDAY NIGHT GAMES, NFL HISTORY

Rk.	Team	Game	Player	Age (Yrs-Days)
1.	S.F.	Dec. 14, 2006 at Sea.	QB Alex Smith	22-221
2.	LAC	Dec. 17, 2020 at L.V.	QB Justin Herbert	22-282
3.	Dal.	Dec. 1, 2016 at Min.	QB Dak Prescott	23-125

MONDAY NIGHT FOOTBALL

In six appearances on *Monday Night Football*, **Justin Herbert** has thrown for 1,322 yards and nine scores with three interceptions on 144-of-227 passing (63.4 pct.) for a 89.6 passer rating.

In 2020, Herbert tossed four touchdown passes on *Monday Night Football*, setting the program's single-game rookie passing touchdown record. He added three touchdowns in the lone Monday night contest in 2021, making him one of four players with seven or more touchdown passes in their first two starts on *MNF* since the program began in 1970.

SUNDAY NIGHT FOOTBALL

Justin Herbert has appeared in seven career games on *Sunday Night Football*, totaling 2,123 passing yards and 14 touchdowns with five interceptions on 207-of-305 passing (67.9 pct.) for a 96.1 passer rating. In four of those games, Herbert has registered a completion percentage of at least 65.0 and attempted at least 40 passes, tied for the third-most performances since the program's inception in 2006.

In the team's Week 14 win on *SNF* in 2022, Herbert completed 39 passes on 51 attempts (76.5 pct.) for 367 yards and a touchdown with zero interceptions (102.3 rating). His 76.5 completion percentage was the best ever in a Sunday night contest by a quarterback to throw zero interceptions and 45-plus attempts.

HIGHEST COMPLETION PCT., SUNDAY NIGHT GAME, MIN. 45 ATT., AND ZERO INTERCEPTIONS, NFL HISTORY

Rk.	Team	Game	Player	Comp. Pct.
1.	LAC	Dec. 11, 2022 vs. Mia.	QB Justin Herbert	76.5
2.	T.B.	Oct. 2, 2022 vs. K.C.	QB Tom Brady	75.0
3.	N.E.	Oct. 27, 1996 vs. Buf.	QB Drew Bledsoe	71.1
4.	K.C.	Nov. 14, 2021 at L.V.	QB Patrick Mahomes	70.0

Herbert completed his first 15 passes of the team's 2023 Week 8 win over Chicago on *SNF*, finishing with 298 yards and three touchdowns with zero interceptions on 31-of-40 passing (77.5 pct.) to register a 122.7 passer rating. Herbert's completion percentage was the fourth-highest in a Sunday night contest in NFL history among players with at least 40 passing attempts and zero interceptions.

HIGHEST COMPLETION PCT., SUNDAY NIGHT GAME, MIN. 40 ATT., AND ZERO INTERCEPTIONS, NFL HISTORY

Rk.	Team	Game	Player	Comp. Pct.
1.	N.O.	Nov. 10, 2013 vs. Dal.	QB Drew Brees	82.9
2.	Mia.	Nov. 5, 2017 vs. Oak.	QB Jay Cutler	81.0
3.	N.O.	Oct. 4, 2015 vs. Dal.	QB Drew Brees	80.5
4.	LAC	Oct. 29, 2023 vs. Chi.	QB Justin Herbert	77.5
5.	LAC	Dec. 11, 2022 vs. Mia.	QB Justin Herbert	76.5

Herbert made his first career appearance on *SNF* in Week 11 of 2021 against Pittsburgh, throwing for 382 yards and three touchdowns with an interception on 31-of-40 passing (73.2 pct.) for a 116.1 passer rating. He added 90 rushing yards to become the first player ever to have at least 350 yards passing and 90 yards rushing in a single game.

His 116.1 passer rating was the best in a quarterback's first career start on *SNF* with at least 40 passing attempts since the program began in 2006. It was also the best passer rating by a quarterback ever in their first career start in Sunday night game (min. 40 att.).

PASSER RATING, FIRST CAREER START IN A SUNDAY NIGHT GAME, MINIMUM 40 ATTEMPTS, NFL HISTORY

Rk.	Team	Game	Player	Passer Rtg.
1.	LAC	Nov. 21, 2021 vs. Pit.	QB Justin Herbert	116.1
2.	Ari.	Oct. 2, 2005 vs. S.F.	QB Josh McCown	109.4
3.	StL	Nov. 18, 2001 at N.E.	QB Kurt Warner	105.4

JUSTIN HERBERT

A ROOKIE CAMPAIGN FOR THE AGES

AWARDS

- *The Associated Press* Offensive Rookie of the Year
- *Professional Football Writers of America* Rookie of the Year
- PFWA Offensive Rookie of the Year
- PFWA All-Rookie Selection
- NFL Offensive Rookie of the Month (October)
- NFL Offensive Rookie of the Month (November)
- FedEx NFL Air Player of the Week — Week 11 vs. NYJ (fan vote)
- Voted by fans as the Pepsi Zero Sugar Rookie of the Year
- Nine-time Pepsi Zero Sugar Rookie of the Week (voted by fans)

RECORDS AT THE TIME

- Most passing touchdowns by a rookie quarterback ever (31).
- Most combined touchdowns by a rookie in NFL history (36).
- Most consecutive games by a rookie quarterback with multiple passing touchdowns in NFL history (seven).
- Most performances by a rookie quarterback with 300-plus passing yards in NFL history (eight).
- Most performances by a rookie quarterback with three-plus touchdowns in NFL history (six).
- Most games by a rookie quarterback with multiple touchdown passes in NFL history (10).
- Most completions ever by a rookie quarterback (396).
- Youngest player ever to throw 30 touchdowns in a single season, doing so at 22 years, 299 days old.
- Tied for the longest streak of game-winning drives (three games) in the fourth quarter or overtime by a rookie quarterback in the Super Bowl era (since 1966).
- Recorded the first win in pro football history by a rookie quarterback while posting 300 passing yards, three touchdown passes, a rushing score and no interceptions.
- Most passing touchdowns by a rookie quarterback in a game (four) and a half (three) in *Monday Night Football* history.
- Tied for the longest streak of games with three-plus touchdown passes by a rookie quarterback in NFL history (four).
- Tied for the most 300-yard passing performances in a player's first two career games (two).
- Became the first player since at least 1970 to register over 1,500 passing yards and a 100-plus passer rating through the first five games of a career.
- Set marks for the most passing attempts, completions, passing yards and touchdown passes by a rookie quarterback in Chargers history.
- Recorded the most single-game rushing yards by a quarterback in team annals (66 in Week 7 vs. Jax.).

ACCOMPLISHMENTS AND OTHER NOTES AT THE TIME

- Ranked second among rookie quarterbacks in NFL history with 4,336 passing yards on the season.
- Joined Patrick Mahomes as the only players in history to eclipse 4,000 passing yards in the first 14 starts of a career.
- Became the second player in NFL history to top 250 passing yards in each of the first seven games of a career (Mahomes).
- Threw a touchdown pass in each of his first 10 games played, the second-longest streak to open an career in NFL history.
- Threw for 277 yards in the first half of Week 11, the most by any rookie quarterback in a first half over the last 40 seasons.
- Became the third quarterback in NFL history to have 300 passing yards and a rushing score in a debut.
- Threw for the fourth-most passing yards in a debut since 1970.
- Became the first quarterback to throw a touchdown and run for a score in the first half of a debut since 1954.

OFFENSIVE ROOKIE OF THE YEAR

Justin Herbert earned widespread recognition as the Offensive Rookie of the Year, including as the 10th quarterback in history to win the honor from *The Associated Press*. Herbert was also selected by *Professional Football Writers of America* as Rookie of the Year and Offensive Rookie of the Year — becoming the second and seventh quarterback to win those awards, respectively. He is the first player in history to be recognized with all three honors.

QUARTERBACKS TO WIN AP OFFENSIVE ROOKIE OF THE YEAR

Season	Team	Player	Combined TDs
2023	Hou.	C.J. Stroud	26
2020	LAC	Justin Herbert	36
2019	Ari.	Kyler Murray	24
2016	Dal.	Dak Prescott	29
2012	Was.	Robert Griffin III	27
2011	Car.	Cam Newton	35
2010	StL	Sam Bradford	19
2008	Atl.	Matt Ryan	17
2006	Ten.	Vince Young	19
2004	Pit.	Ben Roethlisberger	18
1970	Buf.	Dennis Shaw	10

HOT OUT OF THE GATE

Justin Herbert kicked off his career with a pair of historic streaks. As a rookie, he tossed a touchdown pass in each of the first 10 games of his career, just one less than the all-time record. Herbert's streak of games with 250-plus passing yards to start a career ended at seven contests, ranking second in NFL history.

PLAYERS WITH A PASSING TOUCHDOWN, CONSECUTIVE GAMES TO START CAREER, NFL HISTORY

Rank	Team	Player	Consecutive Games
1.	Was.	QB Mark Rypien	11
2.	LAC	QB Justin Herbert	10
3.	Den.	QB Jay Cutler	9

PLAYERS WITH 250 PASSING YARDS, CONSECUTIVE GAMES TO START CAREER, NFL HISTORY

Rank	Team	Player	Consecutive Games
1.	K.C.	QB Patrick Mahomes	10
2.	LAC	QB Justin Herbert	7
3.	—	Seven Other Players	2

J.K. DOBBINS



DOBBINS DOMINATES FIRST TWO WEEKS

J.K. Dobbins built off his dominant Week 1 performance in Week 2 to record 131 rushing yards and a score on 17 carries (7.7 avg.). He scored on a 43-yard run in the second quarter, his league-leading third run of at least 40 yards in 2024 to that point.

He became just the sixth player in the last 75 years and first since 1998 to record back-to-back games with 130 yards on the ground and a rushing score in his team's first two games of a season. Dobbins also is the seventh player in the last 75 years and first since 2006 to begin a season with two consecutive games with 130-plus yards on the ground.

PLAYERS WITH 130 RUSHING YARDS AND A RUSHING TOUCHDOWN, CONSECUTIVE GAMES TO START SEASON, NFL, SINCE 1948

Season	Team	Player	Consecutive Games
1975	Buf.	RB O.J. Simpson*	4
2024	LAC	RB J.K. Dobbins	2
1998	S.F.	RB Garrison Hearst	2
1980	Det.	RB Billy Sims	2
1963	Cle.	RB Jim Brown*	2
1955	BalC**	RB Alan Ameche	2

PLAYERS WITH 130 RUSHING YARDS, CONSECUTIVE GAMES TO START SEASON, NFL, SINCE 1948

Season	Team	Player	Consecutive Games
1975	Buf.	RB O.J. Simpson*	4
2024	LAC	RB J.K. Dobbins	2
2006	Atl.	RB Warrick Dunn	2
1998	S.F.	RB Garrison Hearst	2
1980	Det.	RB Billy Sims	2
1963	Cle.	RB Jim Brown*	2
1955	BalC**	RB Alan Ameche	2

*Pro Football Hall of Famer

**Baltimore Colts

SETTING THE PACE

Through the first three weeks of the 2024 season, J.K. Dobbins ranks No. 3 in the NFL with 310 rushing yards, while his 7.38-yard rushing average leads the league (min. 20 attempts).

RUSHING YARDS, NFL, 2024

Rank	Team	Player	Rushing Yards
1.	Phi.	RB Saquon Barkley	351
2.	S.F.	RB Jordan Mason	324
3.	LAC	RB J.K. Dobbins	310
4.	N.O.	RB Alvin Kamara	285
5.	Bal.	RB Derrick Henry	281

RUSHING AVERAGE, MINIMUM 20 ATTEMPTS, NFL, 2024

Rank	Team	Player	Rushing Average
1.	LAC	RB J.K. Dobbins	7.38
2.	Bal.	QB Lamar Jackson	7.26
3.	N.E.	RB Antonio Gibson	6.22
4.	T.B.	RB Bucky Irving	6.16
5.	Phi.	RB Saquon Barkley	5.57

DOBBINS RUNS WILD IN WEEK 1 WIN

In the Week 1 victory, J.K. Dobbins rushed for 135 yards and a touchdown on 10 carries (13.5 avg.), highlighted by multiple carries of 45-plus yards.

Dobbins, who returned to action after missing all of last season due to injury, became just the third player in the last 30 seasons to post multiple 45-yard runs a Week 1 contest, while his 13.5-yard rushing average was the best by any player in the first week of a season in NFL history (min. 10 att.).

He headlined a Bolts rushing offense that ran for 176 yards and averaged 6.5 yards per attempt in the victory, the best rushing average by any AFC team in Week 1.

RUSHING AVERAGE, SINGLE GAME, MINIMUM 10 ATTEMPTS, KICKOFF WEEKEND, NFL HISTORY

Rk.	Team	Game	Player	Rush Avg.
1.	LAC	Sept. 8, 2024 vs. L.V.	RB J.K. Dobbins	13.5
2.	ChiC*	Sept. 29, 1949 vs. Was.	HB Charley Trippi	13.0
3.	ChiC*	Sept. 27, 1959 vs. Was.	WR Bobby Joe Conrad	12.7
4.	NYJ	Sept. 11, 2023 vs. Buf.	RB Breece Hall	12.7
5.	Buf.	Sept. 8, 2012 at NYJ	RB C.J. Spiller	12.1

*Chicago Cardinals

RUSHES OF 45-PLUS YARDS, SINGLE GAME, KICKOFF WEEKEND, SINCE 1991

Rk.	Team	Game	Player	No.
1.	LAC	Sept. 8, 2024 vs. L.V.	RB J.K. Dobbins	2
	Buf.	Sept. 8, 2012 at NYJ	RB C.J. Spiller	2
	Min.	Sept. 6, 1992 at G.B.	RB Terry Allen	2
4.	—	Several Others		1

DERWIN JAMES JR.

AMONG THE BEST THROUGH 70 GAMES

Derwin James Jr., has recorded 518 tackles, 25 tackles for loss and 12.5 sacks in 69 career games played, becoming the 10th NFL player and the first defensive back to record 500 tackles, 25 tackles for loss and 10.0 sacks within the first 70 games of a career since tackles for loss began being tracked in 2008.

PLAYERS WITH 500 TACKLES, 25 TACKLES FOR LOSS AND 10 SACKS, FIRST 70 CAREER GAMES, NFL, SINCE 2008

Seasons	Team/s	Player	Sacks	TFL	Tackles
2018-24	LAC	S Derwin James Jr.	12.5	26	518
2019-23	T.B.	LB Devin White	21.5	37	539
2018-23	Ind.	LB Shaquille Leonard	15.0	32	605
2018-22	Chi./Bal.	LB Roquan Smith	16.5	47	611
2016-20	G.B./NYG	LB Blake Martinez	12.0	35	586
2012-17	Ind./Chi.	LB Jerrell Freman	12.0	29	598
2012-16	Sea.	LB Bobby Wagner	12.0	30	621
2012-16	T.B.	LB Lavonte David	14.0	78	620
2010-15	S.F.	LB NaVorro Bowman	10.0	33	507
2007-11	S.F.	LB Patrick Willis	16.0	34	649

James is one of six players — and the only defensive back — since the turn of the century to post 500 tackles, five interceptions and 10 sacks within the first 70 games of a career.

PLAYERS WITH 500 TACKLES, FIVE INTERCEPTIONS AND 10 SACKS, FIRST 70 CAREER GAMES, NFL, SINCE 2000

Seasons	Team/s	Player	Sacks	INTs	Tackles
2018-24	LAC	S Derwin James Jr.	12.5	8	518
2018-23	Ind.	LB Shaquille Leonard	15.0	12	605
2018-22	Chi./Bal.	LB Roquan Smith	16.5	7	611
2012-16	Sea.	LB Bobby Wagner	12.0	6	621
2012-16	T.B.	LB Lavonte David	14.0	9	620
2000-04	Chi.	LB Brian Urlacher	25.0	6	559

MAKING AN IMPACT

Derwin James Jr., eclipsed 500 career tackles in his 67th career game, doing so faster than any defensive back since the turn of the century. He also topped 400 career tackles (55 game) and 300 career tackles (41 games) faster than any defensive back over that span.

FEWEST GAMES TO 500 TACKLES, DEFENSIVE BACKS, NFL, SINCE 2000

Rank	Team/s	Player	Games
1.	LAC	S Derwin James Jr.	67
2.	NYG/Was.	S Landon Collins	68
3.	NYG/Oak./Mia.	S Gibril Wilson	71

FEWEST GAMES TO 400 TACKLES, DEFENSIVE BACKS, NFL, SINCE 1991

Rank	Team	Player	Games
1.	LAC	S Derwin James Jr.	55
2.	NYG	S Landon Collins	56
3.	Jax.	S Johnathan Cyprien	57



A DEFENSIVE CHESS PIECE

In 2023, Derwin James Jr., totaled a team-high 125 tackles and was one of eight NFL defensive backs on the season to total a sack, an interception, four tackles for loss and 90 tackles.

DEFENSIVE BACKS WITH 90 TACKLES, A SACK, AN INTERCEPTION AND FOUR TACKLES FOR LOSS, NFL, 2023

Rk.	Team	Player	Sacks	TFL	INTs	Tackles
1.	LAC	S Derwin James Jr.	2.0	5	1	125
2.	T.B.	S Antoine Winfield Jr.	6.0	6	3	122
3.	Min.	S Josh Metellus	2.5	7	1	112
4.	Cin.	S Dax Hill	1.5	6	2	110
5.	N.E.	DB Kyle Dugger	1.5	6	2	106
6.	Jax.	S Rayshawn Jenkins	1.0	7	2	100
7.	K.C.	S Justin Reid	3.0	5	1	95
8.	Ind.	CB Kenny Moore II	1.5	8	3	93

In 2022, James became the seventh defensive back since the turn of the century to record at least 100 tackles, four sacks and a forced fumble in a single season.

DEFENSIVE BACKS WITH 100 TACKLES, FOUR SACKS AND A FORCED FUMBLE, SINGLE SEASON, NFL, SINCE 2000

Season	Team	Player	Sacks	FF	Tackles
2023	T.B.	S Antoine Winfield Jr.	6.0	6	122
2022	LAC	S Derwin James Jr.	4.0	2	115
2022	Chi.	DB Jaquan Brisker	4.0	1	104
2019	Car.	S Eric Reid	4.0	1	129
2019	Ten.	CB Logan Ryan	4.5	4	113
2010	Oak.	S Tyvon Branch	4.0	1	101
2005	Ari.	S Adrian Wilson	8.0	1	108
2000	S.D.	S Rodney Harrison	6.0	1	127

DERWIN JAMES JR.



ZERO TO SIXTY

Derwin James Jr., posted 445 tackles, 22 tackles for loss and 9.5 sacks in his first 60 games played, becoming the 11th NFL player and the first defensive back to record 400 tackles, 20 tackles for loss and nine sacks within the first 60 games of a career since tackles for loss began being tracked in 2008.

PLAYERS WITH 400 TACKLES, 20 TACKLES FOR LOSS AND NINE SACKS, FIRST 60 CAREER GAMES, NFL, SINCE 2008

Seasons	Team/s	Player	Sacks	TFL	Tackles
2020-23	Bal.	LB Patrick Queen	13.5	35	404
2018-23	LAC	S Derwin James Jr.	9.5	22	445
2019-22	T.B.	LB Devin White	20.5	35	474
2018-22	Ind.	LB Shaquille Leonard	15.0	30	531
2018-21	Chi.	LB Roquan Smith	14.0	43	517
2016-20	Dal.	LB Jaylon Smith	9.0	20	456
2016-19	G.B.	LB Blake Martinez	9.0	28	487
2012-16	Ind./Chi.	LB Jerrell Freman	12.0	25	512
2012-16	Sea.	LB Bobby Wagner	10.5	27	506
2012-15	T.B.	LB Lavonte David	12.0	66	555
2009-14	Hou.	LB Brian Cushing	11.0	34	438
2007-10	S.F.	LB Patrick Willis	14.0	28	568

James is one of four players — and the only defensive back — since the turn of the century to post 400 tackles, eight interceptions and nine sacks within the first 60 games of a career.

PLAYERS WITH 400 TACKLES, EIGHT INTERCEPTIONS AND NINE SACKS, FIRST 60 CAREER GAMES, NFL, SINCE 2000

Seasons	Team	Player	Sacks	INTs	Tackles
2018-23	LAC	S Derwin James Jr.	9.5	8	445
2018-22	Ind.	LB Shaquille Leonard	15.0	11	531
2012-15	T.B.	LB Lavonte David	12.0	9	555
2009-14	Hou.	LB Brian Cushing	11.0	8	438

A NOVEMBER TO REMEMBER

In a dominant November 2022, Derwin James Jr., posted 37 tackles (20 solo), two sacks, an interception and a pair of forced fumbles. He was the only defender during the month to have a sack, a pick and a forced fumble. James was recognized as AFC Defensive Player of the Month for his efforts in November.

James was also the only defensive back in the last 30 years and first player in a decade to have at least 30 tackles, multiple sacks, an interception and a forced fumble in a single November.

PLAYERS WITH 30 TACKLES, TWO SACKS, AN INTERCEPTION AND A FORCED FUMBLE, SINGLE NOVEMBER, NFL, SINCE 1991

Season	Team	Player	Sacks	FF	INTs	Tackles
2022	LAC	S Derwin James Jr.	2.0	2	1	37
2013	Oak.	LB Nick Roach	4.5	2	1	38
2009	Sea.	LB David Hawthorne	3.0	1	2	50
2008	Pit.	LB James Harrison	5.5	3	1	36
2005	Jax.	LB Mike Peterson	2.0	1	1	37
2004	Car.	LB Will Witherspoon	2.0	1	2	36
2003	Phi.	LB Nate Wayne	3.0	2	1	36
2001	G.B.	LB Nate Wayne	2.0	1	2	39
1999	T.B.	LB Derrick Brooks	2.0	2	2	39

DERWIN'S PICKS AND SACKS BY PASSER

Derwin James Jr., has recorded eight interceptions and 11.5 sacks in his career. He has brought down Patrick Mahomes the most, totaling two sacks of the Texas Tech product. Below is a look at his career regular-season sacks and interceptions by passer:

REGULAR-SEASON CAREER INTs BY PASSER (8)

INTs	Passer	Most Recent INT
1	QB Tyson Bagent	Oct. 29, 2023 vs. Chi.
	QB Derek Carr	Oct. 4, 2021 vs. L.V.
	QB Nick Foles	Dec. 26, 2022 at Ind.
	QB Jared Goff	Sept. 23, 2018 at LAR
	QB Drew Lock	Nov. 28, 2021 at Den.
	QB Kyler Murray	Nov. 27, 2022 at Ari.
	QB Ben Roethlisberger	Dec. 2, 2018 at Pit.
	QB Josh Rosen	Nov. 25, 2018 vs. Ari.

REGULAR-SEASON CAREER SACKS BY PASSER (11.5)

Sacks	Passer	Most Recent Sack
2.0	QB Patrick Mahomes	Nov. 20, 2022 vs. K.C.
1.5	QB Baker Mayfield	Oct. 10, 2021 vs. Cle.
1.0	QB Josh Allen	Sept. 16, 2018 at Buf.
	QB C.J. Beathard	Sept. 30, 2018 vs. S.F.
	QB Derek Carr	Sept. 11, 2022 vs. L.V.
	QB Marcus Mariota	Nov. 6, 2022 at Atl.
	QB Jarrett Stidham	Dec. 31, 2023 at Den.
	QB Russell Wilson	Oct. 17, 2022 vs. Den.
	QB Bailey Zappe	Dec. 3, 2023 at N.E.
0.5	QB Joe Burrow	Dec. 5, 2021 at Cin.
	QB Dak Prescott	Sept. 19, 2021 vs. Dal.

KHALIL MACK

RETURN OF THE MACK

Since entering the NFL in 2014, **Khalil Mack** has totaled 104.0 sacks, the second-most over that span. He's one of football's top defenders at forcing turnovers, tying for the league lead in forced fumbles and ranking No. 2 in strip-sacks since entering the NFL.

Mack's 250 career hurries lead the league since he entered the NFL in 2014, while his 437 pressures rank No. 2 over that span.

SACKS, NFL, SINCE 2014

Rank	Team/s	Player	Sacks
1.	LAR	DT Aaron Donald	111.0
2.	Oak./Chi./LAC	OLB Khalil Mack	104.0
3.	Pit.	LB T.J. Watt	99.5
4.	N.O.	DE Cameron Jordan	96.0
5.	N.E./Ari./L.V.	OLB Chandler Jones	94.5

FORCED FUMBLES, NFL, SINCE 2014

Rank	Team/s	Player	Forced Fum.
1.	Oak./Chi./LAC	OLB Khalil Mack	30
	N.E./Ari./L.V.	OLB Chandler Jones	30
3.	Pit.	LB T.J. Watt	27
	T.B.	LB Lavonte David	27
5.	LAR	DT Aaron Donald	24

STRIP-SACKS, NFL, SINCE 2014

Rk.	Team/s	Player	Strip Sacks
1.	N.E./Ari./L.V.	OLB Chandler Jones	26
2.	Oak./Chi./LAC	OLB Khalil Mack	23
3.	Pit.	LB T.J. Watt	20
4.	Den./T.B.	OLB Shaquil Barrett	19
5.	Cle.	DE Myles Garrett	18
	LAR	DT Aaron Donald	18
	StL./LAR/Mia./Dal./Chi./Phi.	LB Robert Quinn	18
	Jax./Min./Bal./L.V./Ind./Chi.	DE Yannick Ngakoue	18

QUARTERBACK HURRIES, NFL, SINCE 2014

Rank	Team/s	Player	Hurries
1.	Oak./Chi./LAC	OLB Khalil Mack	250
2.	LAR	DT Aaron Donald	214
3.	N.O.	DE Cameron Jordan	212
4.	Den./LAR/Buf.	OLB Von Miller	208
5.	Buf./Hou.	DL Jerry Hughes	204

DEFENSIVE PRESSURES, NFL, SINCE 2014

Rank	Team/s	Player	Pressures
1.	LAR	DT Aaron Donald	475
2.	Oak./Chi./LAC	OLB Khalil Mack	437
3.	N.O.	DE Cameron Jordan	395
4.	Hou./Ari.	DE J.J. Watt	393
5.	Den./LAR/Buf.	OLB Von Miller	392



MACK DOMINATES NOVEMBER

In November 2023, **Khalil Mack** led all NFL players during the month with 6.0 sacks and two strip-sacks, while adding 23 tackles (19 solo), five tackles for loss, five quarterback hits and three passes defended. Mack was recognized as AFC Defensive Player of the Month for his efforts in November.

Mack became just the second player in the last 15 years to record five sacks, five tackles for loss, multiple pass breakups and multiple strip-sacks in a single November and is just the sixth player to do so in any month over the past 15 seasons.

PLAYERS WITH FIVE SACKS, FIVE TACKLES FOR LOSS, MULTIPLE STRIP-SACKS AND MULTIPLE PASSES DEFENSED, SINGLE MONTH, NFL, SINCE 2008

Month	Team	Player	Sks	TFLs	PD	Strip-Sks
Nov. 2023	LAC	OLB Khalil Mack	6.0	5	3	2
Sept. 2023	Pit.	LB T.J. Watt	6.0	5	2	2
Sept. 2019	T.B.	OLB Shaquil Barrett	9.0	7	2	3
Nov. 2016	NYG	DE Jason Pierre-Paul	5.5	5	4	2
Oct. 2011	Min.	DE Jared Allen	8.0	7	2	2
Oct. 2009	Was.	DE Andre Carter	5.5	7	2	2

MACK TOPS 100 CAREER SACKS

In the 150th regular-season game of his career, **OLB Khalil Mack** eclipsed 100 career sacks in the second quarter on a nine-yard takedown. Among active players, Mack's 104.0 sacks rank No. 4.

SACKS, ACTIVE NFL PLAYERS

Rank	Team/s	Player	Sacks
1.	Den./LAR/Buf.	OLB Von Miller	126.5
2.	N.O.	DE Cameron Jordan	117.5
3.	Ari./Jax./Bal./Atl./Mia.	DL Calais Campbell	107.5
4.	Oak./Chi./LAC	OLB Khalil Mack	104.0
5.	Pit.	LB T.J. Watt	99.5
6.	Cle.	DE Myles Garrett	90.5

KHALIL MACK

MACK DROPS SIX SACKS IN VICTORY



Khalil Mack had a historic performance in the team's 2023 Week 4 win over the Raiders. He set a career high with six sacks, including a pair of strip-sacks. It was the first six-sack performance by any NFL player since 2017 and just the sixth since the stat began being tracked in 1982.

Mack added 10 tackles (eight solo), five tackles for loss, four quarterback hits and a pass defended. He was the only player since at least 2000 to have six sacks and at least 10 tackles in a single game. He was recognized as AFC Defensive Player of the Week for his performance, the fourth weekly award of his career.

Along with his five-sack performance in 2015, Mack joined Hall of Fame LB Derrick Thomas as the only players with multiple games of five or more sacks since the stat started being tracked in 1982.

SACKS, SINGLE GAME, NFL, SINCE 1982

Rk.	Team	Game	Player	Sacks
1.	K.C.	Nov. 11, 1990 vs. Sea.	LB Derrick Thomas	7.0
2.	LAC	Oct. 1, 2023 vs. L.V.	OLB Khalil Mack	6.0
	Atl.	Nov. 12, 2017 vs. Dal.	DL Adrian Clayborn	6.0
	NYG	Sept. 30, 2007 vs. Phi.	DE Osi Umenyiora	6.0
	K.C.	Sept. 6, 1998 vs. Oak.	LB Derrick Thomas	6.0
	S.F.	Nov. 13, 1983 vs. N.O.	DE Fred Dean	6.0
7.	S.F.	Nov. 19, 2012 vs. Chi.	OLB Aldon Smith	5.5
	Det.	Sept. 4, 1983 at T.B.	DE William Gay	5.5

MACK MAKES HISTORY

Khalil Mack eclipsed 12 sacks in 2023, the third season of his career with at least 12 sacks — and with his third franchise. He joined Hall of Famer Kevin Greene as the only two players to have a 12-sack season with three different franchises since the individual sack became an official statistic in 1982.

PLAYERS WITH 12-SACK SEASON WITH THREE DIFFERENT FRANCHISES, NFL, SINCE 1982

Player	Teams (Seasons)
OLB Khalil Mack	Raiders ('15), Bears ('18), Chargers ('23)
LB Kevin Greene*	Rams ('88-90), Steelers ('93-94), Panthers ('96, '99)

*Pro Football Hall of Famer

TOP OF THE CHARTS

Khalil Mack ranked fourth in the NFL in 2023 with 17.0 sacks, setting a new single-season career high. His four strip-sacks were tied for the second-most in the NFL.

SACKS, NFL, 2023

Rank	Team	Player	Sacks
1.	Pit.	LB T.J. Watt	19.0
2.	Cin.	DE Trey Hendrickson	17.5
	Jax.	OLB Josh Allen	17.5
4.	LAC	OLB Khalil Mack	17.0
5.	Min.	OLB Danielle Hunter	16.5
6.	L.V.	DE Maxx Crosby	14.5

STRIP SACKS, NFL, 2023

Rank	Team	Player	Strip-Sacks
1.	Mia.	LB Bradley Chubb	5
2.	LAC	OLB Khalil Mack	4
	Cle.	DE Myles Garrett	4
	Pit.	LB T.J. Watt	4
5.	Cin.	DE Trey Hendrickson	3
	Det.	DE Aidan Hutchinson	3
	Ind.	DE Samson Ebukam	3
	L.V.	DE Malcolm Koonce	3
	Min.	OLB Danielle Hunter	3
	T.B.	OLB Shaquil Barrett	3

MACK ATTACK

By setting his career high with 17.0 sacks in 2023, **Khalil Mack** tied for the most sacks in a single season by a Charger since the individual sack began being tracked in 1982.

Mack forced a total of five fumbles on the year, including four that were strip-sacks. Since forced fumbles began being tracked in 1994, Mack's five tied for the third-most by a Charger in a single season.

SACKS, SINGLE SEASON, CHARGERS, SINCE 1982

Rank	Season	Player	Sacks
1.	2023	OLB Khalil Mack	17.0
	2006	LB Shawne Merriman	17.0
	1992	DE Leslie O'Neal	17.0
4.	1986	DE Lee Williams	15.0
5.	1989	DE Lee Williams	14.0

FORCED FUMBLES, SINGLE SEASON, CHARGERS, SINCE 1994

Rank	Season	Player	Forced Fumbles
1.	2021	OLB Joey Bosa	7
	2009	LB Shaun Phillips	7
3.	2023	OLB Khalil Mack	5
	—	Two Other Players	5

KHALIL MACK

KHALIL RE-WRITES THE RECORD BOOK

With six sacks in the 2023 Week 4 victory over Las Vegas, **Khalil Mack** set the franchise single-game record, breaking DE Leslie O'Neal's mark of five sacks in 1986.

SACKS, SINGLE GAME, CHARGERS, SINCE 1982

Rank	Game	Player	Sacks
1.	Oct. 1, 2023 vs. L.V.	OLB Khalil Mack	6.0
	Nov. 16, 1986 vs. Dal.	DE Leslie O'Neal	5.0
3.	Dec. 18, 2011 vs. Bal.	OLB Antwan Barnes	4.0
	Oct. 3, 2010 vs. Ari.	LB Shaun Phillips	4.0
	Oct. 22, 1995 at Sea.	DE Leslie O'Neal	4.0
	Dec. 6, 1992 at Phx.*	DE Leslie O'Neal	4.0
	Dec. 22, 1991 vs. Den.	DE Leslie O'Neal	4.0

*Phoenix Cardinals

MACK'S PICKS BY PASSER

Khalil Mack has picked off three passes, including two that he returned for a touchdown. Below is a look at his career regular-season interceptions by quarterback:

REGULAR-SEASON CAREER INTs BY PASSER (3)

INTs	Passer	Most Recent INT
1	QB Kirk Cousins	Nov. 16, 2020 vs. Min.
	QB DeShone Kizer	Sept. 9, 2018 at G.B.
	QB Cam Newton	Nov. 27, 2016 vs. Car.



MACK'S SACKS BY PASSER

Khalil Mack has sacked 48 players in the regular season for a total of 104.0 career sacks. Below is a list of his career sacks by passer:

REGULAR-SEASON CAREER SACKS BY PASSER (104.0)

Sacks	Passer	Most Recent Sack
6.0	QB Aidan O'Connell	Oct. 1, 2023 vs. L.V.
	QB Brock Osweiler	Nov. 21, 2016 vs. Hou.
5.5	QB Aaron Rodgers	Oct. 17, 2021 vs. G.B.
	QB Alex Smith	aDec. 10, 2017 at K.C.
5.0	QB Trevor Siemian	Nov. 26, 2017 vs. Den.
4.0	QB Derek Carr	Sept. 11, 2022 L.V.
	QB Kirk Cousins	Dec. 20, 2020 at Min.
	QB Dak Prescott	Oct. 16, 2023 vs. Dal.
3.0	QB Tom Brady	Oct. 8, 2020 vs. T.B.
	QB Jared Goff	Oct. 3, 2021 vs. Det.
	QB Josh McCown	Sept. 17, 2017 vs. NYJ
2.0	QB Sam Bradford	Sept. 23, 2018 at Ari.
	QB Teddy Bridgewater	Oct. 18, 2020 at Car.
	QB Joe Flacco	Sept. 15, 2019 at Den.
	QB Lamar Jackson	Nov. 26, 2023 vs. Bal.
	QB Daniel Jones	Sept. 20, 2020 vs. NYG
	QB Colin Kaepernick	Dec. 7, 2017 vs. S.F.
	QB Case Keenum	Sept. 23, 2019 at Was.
	QB Jordan Love	Nov. 19, 2023 at G.B.
	QB Patrick Mahomes	Sept. 15, 2022 at K.C.
	QB Marcus Mariota	Nov. 29, 2015 at Ten.
	QB Baker Mayfield	Sept. 26, 2021 at Cle.
	QB Philip Rivers	Oct. 27, 2019 vs. LAC
	QB Geno Smith	Dec. 3, 2017 vs. NYG
	QB Matthew Stafford	Nov. 11, 2018 vs. Det.
	QB Russell Wilson	Oct. 17, 2022 vs. Den.
	QB Zach Wilson	Nov. 6, 2023 at NYJ
	QB Jameis Winston	Oct. 30, 2016 at T.B.
	QB Bailey Zappe	Dec. 3, 2023 at N.E.
1.5	QB Gardner Minshew II	Sept. 8, 2024 vs. L.V.
1.0	QB Blake Bortles	Oct. 23, 2016 at Jax.
	QB Drew Brees	Nov. 1, 2020 vs. N.O.
	QB Joe Burrow	Sept. 19, 2021 vs. Cin.
	QB Jay Cutler	Oct. 4, 2015 at Chi.
	QB Justin Fields	Sept. 22, 2024 at Pit.
	QB Ryan Fitzpatrick	Sept. 30, 2018 vs. T.B.
	QB Nick Foles	Dec. 26, 2022 at Ind.
	QB Blaine Gabbert	Jan. 7, 2024 vs. K.C.
	QB Jimmy Garoppolo	Nov. 13, 2022 at S.F.
	QB DeShone Kizer	Sept. 9, 2018 at G.B.
	QB Eli Manning	Dec. 2, 2018 at NYG
	QB Davis Mills	Oct. 2, 2022 at Hou.
	QB Cam Newton	Nov. 27, 2016 vs. Car.
	QB Kyle Orton	Dec. 21, 2014 vs. Buf.
	QB Jarrett Stidham	Dec. 31, 2023 at Den.
	QB Tyrod Taylor	Dec. 4, 2016 vs. Buf.
	QB Deshaun Watson	Dec. 13, 2020 vs. Hou.
0.5	QB Matt Ryan	Sept. 27, 2020 at Atl.

POSTSEASON CAREER SACKS BY PASSER (1.0)

Sacks	Passer	Most Recent Sack
1.0	QB Trevor Lawrence	Jan. 14, 2023 at Jax.*

*AFC Wild Card

JOEY BOSA



NOT YOUR AVERAGE JOEY

Since entering the NFL in 2016, **Joey Bosa** has been a force, recording the sixth-best sacks-per-game over that span (min. 80 games played). He is also tied for No. 9 in that time with 69.0 sacks.

SACKS PER GAME, MIN. 80 GAMES PLAYED, SINCE 2016

Rank	Team/s	Player	Sacks/Game
1.	Pit.	LB T.J. Watt	0.93
2.	Cle.	DE Myles Garrett	0.88
3.	Min./Hou.	OLB Danielle Hunter	0.77
4.	Ari./L.V.	OLB Chandler Jones	0.77
5.	LAR	DT Aaron Donald	0.75
6.	LAC	OLB Joey Bosa	0.72
7.	Oak./Chi./LAC	OLB Khalil Mack	0.70
8.	N.O./Cin.	DE Trey Hendrickson	0.65
9.	L.V.	DE Maxx Crosby	0.64
10.	Den./LAR/Buf.	OLB Von Miller	0.64

SACKS, NFL, SINCE 2016

Rank	Team/s	Player	Sacks
1.	Pit.	LB T.J. Watt	99.5
2.	LAR	DT Aaron Donald	91.0
3.	Cle.	DE Myles Garrett	90.5
4.	Oak./Chi./LAC	OLB Khalil Mack	85.0
5.	Min./Hou.	OLB Danielle Hunter	83.0
6.	N.O.	DE Cameron Jordan	78.5
7.	K.C.	DT Chris Jones	76.5
8.	Ari./L.V.	OLB Chandler Jones	76.0
9.	LAC	OLB Joey Bosa	69.0
	Jax./Min./Bal./L.V./Ind./Chi.	DE Yannick Ngakoue	69.0
11.	Bal./N.E./Atl.	LB Matthew Judon	68.0

FORCING THE ISSUE

After leading the NFL with seven strip-sacks in 2021, **Joey Bosa** continues to be among the league's best at jarring the ball free. He had one strip-sack in 2023 to reach 14 career strip-sacks. Despite missing 21 games since 2021, Bosa is tied for the most in the NFL over that span with nine strip-sacks and ranks tied for No. 1 in forced fumbles

STRIP-SACKS, NFL, SINCE 2021

Rank	Team/s	Player	Strip-Sacks
1.	LAC	OLB Joey Bosa	9
	Cin.	DE Trey Hendrickson	9
	Cle.	DE Myles Garrett	9
4.	Car./Phi./NYJ	LB Haason Reddick	8
	Den./Mia.	OLB Bradley Chubb	8
	Pit.	LB T.J. Watt	8
7.	—	Four Other Players	7

FORCED FUMBLES, NFL, SINCE 2021

Rank	Team/s	Player	Forced Fumbles
1.	LAC	OLB Joey Bosa	10
	Pit.	LB T.J. Watt	10
3.	Cin.	DE Trey Hendrickson	9
	Cle.	DE Myles Garrett	9
	Den./Mia.	OLB Bradley Chubb	9
	T.B.	S Antoine Winfield Jr.	9
	S.F.	LB Fred Warner	9
8.	Car./Phi./NYJ	LB Haason Reddick	8
	Ind./Phi.	LB Shaquille Leonard	8
	Pit.	LB Alex Highsmith	8
	S.F.	DL Nick Bosa	8

Bosa has gone for the ball when taking down the quarterback since he entered the NFL. His 14 career strip-sacks are the ninth-most since 2016.

10 of Bosa's 14 career strip-sacks came on third down, which leads the NFL over that span. Seven of his third-down strip-sacks have come since 2021, which is also a league-high.

STRIP-SACKS, THIRD DOWN, NFL, SINCE 2016

Rk.	Team/s	Player	Strip-Sacks
1.	LAC	OLB Joey Bosa	10
2.	StL/LAR/Mia./Dal./Chi./Phi.	LB Robert Quinn	8
	Jax./LAR/Atl./Dal.	DE Dante Fowler Jr.	8
4.	LAR	DT Aaron Donald	7
5.	—	Five Other Players	6

STRIP-SACKS, THIRD DOWN, NFL, SINCE 2021

Rank	Team/s	Player	Strip-Sacks
1.	LAC	OLB Joey Bosa	7
2.	S.F./Ind.	DE Samson Ebukam	5
3.	Sea./Chi.	DE Darrell Taylor	4
	Cin.	DE Trey Hendrickson	4
	T.B.	OLB Shaquil Barrett	4
5.	—	Seven Other Players	3

JOEY BOSA

BOSA'S SACKS BY PASSER

Joey Bosa has 69.0 career sacks. He has sacked QB Derek Carr 8.5 times in his career, more than he's sacked any other quarterback. Bosa has brought down 41 different passers in his career, including 17 more than once. Below is a look at his career sacks by passer:

REGULAR-SEASON CAREER SACKS BY PASSER (69.0)

Sacks	Passer	Most Recent Sack
8.5	QB Derek Carr	Sept. 11, 2022 vs. L.V.
4.0	QB Ryan Tannehill	Sept. 17, 2023 at Ten.
3.5	QB Trevor Siemian	Oct. 22, 2017 vs. Den.
	QB Gardner Minshew II	Sept. 8, 2024 vs. L.V.
2.5	QB Patrick Mahomes	Dec. 16, 2021 vs. K.C.
	QB Josh Rosen	Sept. 29, 2019 at Mia.
	QB Zach Wilson	Nov. 6, 2023 at NYJ
2.0	QB Josh Allen	Nov. 29, 2020 at Buf.
	QB Kirk Cousins	Sept. 24, 2023 at Min.
	QB Robert Griffin III	Dec. 24, 2016 at Cle.
	QB Eli Manning	Oct. 8, 2015 at NYG
	QB Ben Roethlisberger	Nov. 21, 2021 vs. Pit.
	QB Matt Ryan	Oct. 23, 2016 at Atl.
	QB Alex Smith	Sept. 24, 2017 vs. K.C.
	QB Mitchell Trubisky	Oct. 27, 2019 at Chi.
1.5	QB Lamar Jackson	Oct. 17, 2021 at Bal.
	QB Aaron Rodgers	Nov. 3, 2019 vs. G.B.
1.0	WR Davante Adams	Sept. 11, 2022 vs. L.V.
	QB Tyson Bagent	Oct. 29, 2023 vs. Chi.
	QB Matt Barkley	Nov. 29, 2020 at Buf.
	QB Blake Bortles	Nov. 12, 2017 at Jax.
	QB Tom Brady	Oct. 29, 2017 at N.E.
	QB Drew Brees	Oct. 12, 2020 at N.O.
	QB Teddy Bridgewater	Sept. 27, 2020 vs. Car.
	QB Jacoby Brissett	Sept. 8, 2019 vs. Ind.
	QB Joe Burrow	Sept. 13, 2020 at Cin.
	QB Jeff Driskel	Dec. 9, 2018 vs. Cin.
	QB Joe Flacco	Oct. 6, 2019 vs. Den.
	QB Ryan Fitzpatrick	Sept. 12, 2021 at Was.
	QB Mike Glennon	Dec. 12, 2021 vs. NYG
	QB Jalen Hurts	Nov. 7, 2021 at Phi.
	QB Case Keenum	Dec. 30, 2017 at Den.
	QB DeShone Kizer	Dec. 3, 2017 vs. Cle.
	QB Drew Lock	Nov. 28, 2021 at Den.
	QB Cam Newton	Dec. 11, 2016 at Car.
	QB Tyrod Taylor	Nov. 19, 2017 vs. Buf.
	QB Russell Wilson	Jan. 8, 2023 at Den.
	QB Jameis Winston	Dec. 4, 2016 vs. T.B.
	QB Bryce Young	Sept. 15, 2024 at Car.
0.5	QB Brock Osweiler	Nov. 27, 2016 at Hou.
	QB Deshaun Watson	Sept. 22, 2019 vs. Hou.

POSTSEASON CAREER SACKS BY PASSER (1.0)

Sacks	Passer	Most Recent Sack
1.0	QB Lamar Jackson	Jan. 6, 2019 at Bal.*

*AFC Wild Card



ONE OF A KIND

With 8.5 sacks in his first eight games of 2017, **Joey Bosa** brought his career total to 19.0 sacks over his first 20 career games. That topped the previous NFL record of 18.5 set by Aldon Smith in 2012.

SACKS, FIRST 20 CAREER GAMES, NFL HISTORY

Rank	Team	Player	Sacks
1.	Chargers	DE Joey Bosa	19.0
2.	49ers	LB Aldon Smith	18.5
3.	Cowboys	LB Micah Parsons	17.0
	Packers	LB Clay Matthews	17.0

BRING THE HEAT

Joey Bosa ranks third in sacks in team history after reaching 60 for his career. He eclipsed 50 in his 67th game of his career, setting the mark for the fastest by any player in Chargers history.

CAREER SACKS LEADERS, CHARGERS HISTORY SINCE 1982

Rank	Seasons	Player	Sacks
1.	1986-95	DE Leslie O'Neal	105.5
2.	2004-12	LB Shaun Phillips	69.5
3.	2016-Present	OLB Joey Bosa	69.0
4.	1984-90	DE Lee Williams	65.5
5.	2012-20	DE Melvin Ingram III	49.0
6.	1990-2002	LB Junior Seau	47.0

FEWEST GAMES TO 50 SACKS, CHARGERS HISTORY

Rank	Seasons	Player	Games
1.	2016-21	OLB Joey Bosa	67
2.	1986-91	DE Leslie O'Neal	70
3.	1984-89	DE Lee Williams	75
4.	2004-10	LB Shaun Phillips	96

CAMERON DICKER

MAKING NFL HISTORY

Cameron Dicker has made 58-of-61 career field goal attempts. His field goal percentage of 95.1 is the best in NFL history by a player with at least 50 attempts.

FIELD GOAL PCT., MIN. 50 ATTEMPTS, NFL HISTORY

Rank	Team/s	Player	Field Goal Pct. (Made-Att.)
1.	Phi./LAC	K Cameron Dicker	95.1 (58-61)
2.	Bal.	K Justin Tucker	89.7 (400-446)
3.	Chi./NYJ/Car.	K Eddie Pineiro	89.5 (94-105)
4.	K.C.	K Harrison Butker	89.5 (204-228)
5.	LAC/Atl.	K Younghoe Koo	88.8 (159-179)

DICKER KICKS CONSISTENTLY

Cameron Dicker has made all 50 of his field goal attempts from less than 50 yards out, good for the best percentage by any NFL kicker in at least the last 30 seasons (min. 40 attempts of less than 50 yards).

FIELD GOAL PCT., LESS THAN 50-YARD ATTEMPTS, MIN. 40 ATTEMPTS, NFL, SINCE 1991

Rank	Team/s	Player	Field Goal Pct. (Made-Att.)
1.	Phi./LAC	K Cameron Dicker	100.0 (50-50)
2.	Bal.	K Justin Tucker	95.3 (342-359)
3.	K.C.	K Harrison Butker	93.5 (174-186)
4.	LAC/Atl.	K Younghoe Koo	91.8 (135-147)
5.	Jax./Det./Cle.	K Riley Patterson	91.8 (56-61)

EXTRA POINTS

Cameron Dicker has made 63-of-64 of his career extra point attempts, registering a 98.4 percentage. It's the third-best percentage by any kicker with at least 50 extra point attempts since the PAT was moved back in 2015.

EXTRA POINT PERCENTAGE, MIN. 50 ATT., NFL, SINCE 2015

Rk.	Team/s	Player	Made PAT	Missed PAT	PAT Pct.
1.	S.F.	K Jake Moody	67	1	98.5
2.	7 Teams*	K Chase McLaughlin	128	2	98.5
3.	Phi./LAC	K Cameron Dicker	63	1	98.4
4.	Bal.	K Justin Tucker	362	6	98.4
5.	NYG	K Josh Brown	53	1	98.1
6.	N.O.	K Blake Grupe	50	1	98.0

*Chargers, Colts, 49ers, Jets, Jaguars, Browns, Colts, Buccaneers



THE BEST THROUGH THREE SEASONS

As a rookie, **Cameron Dicker** made 21-of-22 field goals (95.5 pct.) to set the record for best field goal percentage by a rookie kicker since the 1970 NFL-AFL Merger (min. 15 att.). He has continued his excellence with the Bolts, making 58-of-61 career attempts (95.1 pct.). Dicker's 95.1 career field goal percentage is the best within the first three seasons of a career among kickers with at least 50 field goal attempts.

FIELD GOAL PCT., FIRST THREE SEASONS, MIN. 50 ATTEMPTS, NFL, SINCE 1970

Rank	Team/s	Player	Field Goal Pct. (Made-Att.)
1.	Phi./LAC	K Cameron Dicker	95.1 (58-61)
2.	Dal.	K Dan Bailey	90.8 (89-98)
3.	Bal.	K Justin Tucker	89.8 (97-108)
4.	K.C.	K Harrison Butker	89.7 (96-107)
5.	Ind.	K Mike Vanderjagt	89.6 (86-96)

TWO SEASONS FOR THE AGES

In 10 games played with the Bolts in 2022, **Cameron Dicker** made 19-of-20 field goal attempts (95.0 pct.). It set the best single-season field goal percentage in team history among players with at least 15 field goal attempts.

In 2023, Dicker made 31-of-33 field goals (93.9 pct.), good for the second-best single-season field goal percentage in franchise history (min. 15 att.).

FIELD GOAL PCT., MIN. 15 ATTEMPTS, SINGLE SEASON, CHARGERS HISTORY

Rank	Season	Player	Field Goal Pct. (Made-Att.)
1.	2022	K Cameron Dicker	95.0 (19-20)
2.	2023	K Cameron Dicker	93.9 (31-33)
3.	2018	K Michael Badgley	93.8 (15-16)
4.	2013	K Nick Novak	91.9 (34-37)
5.	2009	K Nate Kaeding	91.4 (32-35)
6.	1990	K John Carney	90.5 (19-21)

OTHER PLAYER NOTES

POONA PICKS HIS FIRST PASS

In the fourth quarter of the Week 1 victory, **DL Poona Ford** hauled in a pass deflected by **OLB Khalil Mack** for his first career interception. Ford is the first defensive lineman in the NFL with a pick this season and was just the second defensive lineman to have a tackle for loss, interception and multiple pass breakups in a single game since tackles for loss began being tracked in 2008.

INTERIOR DEFENSIVE LINEMEN WITH TACKLE FOR LOSS, INTERCEPTION AND MULTIPLE PASSES DEFENSED, SINGLE GAME, NFL, SINCE 2008

Game	Team	Game	TFL	INT	PD
Sept. 8, 2024 vs. L.V.	LAC	DL Poona Ford	1	1	2
Jan. 1, 2012 vs. NYJ	Mia.	DL Randy Starks	1	2	2

MCCONKEY MAKES HIS MARK

In Week 1, **WR Ladd McConkey** made his NFL debut and led the team with five receptions for 39 yards (7.8 avg.), including a 10-yard touchdown catch in the fourth quarter to put the game away. He is just the 10th Charger in history to haul in a touchdown pass in an NFL debut.

SETTING THE PACE

With three touchdown grabs this year, **WR Quentin Johnston** has set a single-season career high and is tied for No. 1 in the NFL.

RECEIVING TOUCHDOWNS, NFL, 2024

Rank	Team	Player	Receiving Touchdowns
1.	LAC	WR Quentin Johnston	3
	Ari.	WR Marvin Harrison Jr.	3
	Cin.	WR Andrei Iosivas	3
	Min.	WR Justin Jefferson	3
	Min.	WR Jalen Nailor	3
	NYG	WR Malik Nabers	3
	NYJ	WR Allen Lazard	3
	S.F.	WR Jauan Jennings	3
	T.B.	WR Chris Godwin	3
10.	—	10 Other Players	2

CAREER NUMBERS AGAINST CHIEFS

97 JOEY BOSA OLB

REGULAR SEASON DEFENSE

Date	Opp.	Res.	GP/GS	Tot	Solo	Asst	Sks	Yds	TFL	QBH	INT	Yds	Lg	TD	PD	FF	FR	Yds
01/01/17	K.C.	L	1/1	5	5	0	1.0	2	3	1	0	0	—	0	0	0	0	0
09/24/17	K.C.	L	1/1	6	4	2	1.0	6	1	1	0	0	—	0	0	0	0	0
12/16/17	at K.C.	L	1/1	4	4	0	0.0	0	0	0	0	0	—	0	0	0	0	0
12/13/18	at K.C.	W	1/1	1	1	0	0.0	0	0	1	0	0	—	0	0	0	0	0
11/18/19	K.C.	L	1/1	2	2	0	0.0	0	0	2	0	0	—	0	0	0	0	0
12/29/19	at K.C.	L	1/1	3	1	2	0.0	0	0	2	0	0	—	0	0	0	0	0
09/20/20	K.C.	L (OT)	1/1	4	2	2	1.0	13	1	2	0	0	—	0	0	0	0	0
09/26/21	at K.C.	W	1/1	3	1	2	0.5	4	0	2	0	0	—	0	0	0	0	0
12/16/21	K.C.	L (OT)	1/1	5	3	2	1.0	0	0	1	0	0	—	0	0	1	0	0
09/15/22	at K.C.	L	1/1	3	2	1	0.0	0	1	2	0	0	—	0	0	0	0	0
10/22/23	at K.C.	L	1/1	1	1	0	0.0	0	0	1	0	0	—	0	0	0	0	0
Totals		2-9	11/10	37	26	11	4.5	25	6	15	0	0	—	0	0	1	0	0

12 DERIUS DAVIS WR

REGULAR SEASON RECEIVING

Date	Opp.	Res.	GP/GS	Rec.	Yds	Avg.	Lg	TD
10/22/23	at K.C.	L	1/0	1	10	10.0	10	0
1/7/24	K.C.	L	1/0	1	18	18.0	18	0
Totals		0-2	2/0	2	28	14.0	18	0

REGULAR SEASON KICK RETURNING

Date	Opp.	Res.	GP	Ret.	Yds	Avg.	Lg	TD
10/22/23	at K.C.	L	1	0	0	—	—	0
1/7/24	K.C.	L	1	2	69	34.5	46	0
Totals		0-2	2	2	69	34.5	46	0

REGULAR SEASON PUNT RETURNING

Date	Opp.	Res.	FC	Ret.	Yds	Avg.	Lg	TD
10/22/23	at K.C.	L	2	0	0	—	—	0
1/7/24	K.C.	L	4	0	0	—	—	0
Totals		0-2	6	0	0	—	—	0

15 CAMERON DICKER K

REGULAR SEASON KICKING

Date	Opp.	Res.	GP	FGM	FGA	Pct.	Lg	XPM	Pts
11/20/22	K.C.	L	1	2	2	100.0	46	3	9
10/22/23	at K.C.	L	1	1	1	100.0	55	2	5
1/7/24	K.C.	L	1	4	4	100.0	49	0	12
Totals		0-3	3	7	7	100.0	55	5	26

81 WILL DISSLY TE

REGULAR SEASON RECEIVING

Date	Opp.	Res.	GP/GS	Rec.	Yds	Avg.	Lg	TD
1/7/24	at K.C.	L	1/1	1	19	19.0	19	0
Totals		0-1	1/1	1	19	19.0	19	0

27 J.K. DOBBINS RB

REGULAR SEASON OFFENSE

Date	Opp.	Res.	GP/GS	Att	Yds	Avg.	Lg	TD	Rec.	Yds	Avg.	Lg	TD	Scrim. Yds	Scrim. TD
9/28/20	K.C.	L	1/0	1	6	6.0	6	0	0	0	—	—	0	6	0
Totals		0-1	1/0	1	6	6.0	6	0	0	0	—	—	0	6	0

48 BUD DUPREE LB

REGULAR SEASON DEFENSE

Date	Opp.	Res.	GP/GS	Tot	Solo	Asst	Sks	Yds	TFL	QBH	INT	Yds	Lg	TD	PD	FF	FR	Yds
10/25/15	at K.C.	L	1/0	1	1	0	0.0	0	1	0	0	0	—	0	1	0	0	0
10/15/17	at K.C.	W	1/1	1	1	0	0.0	0	0	0	0	0	—	0	0	0	0	0
9/16/18	K.C.	L	1/1	2	2	0	0.0	0	0	0	0	0	—	0	0	0	0	0
10/24/21	K.C.	W	1/0	1	1	0	1.0	5	0	1	0	0	—	0	0	1	0	0
11/6/22	at K.C.	L (OT)	1/1	1	0	1	0.0	0	0	0	0	0	—	0	0	0	0	0
Totals		2-3	5/3	6	5	1	1.0	5	1	1	0	0	—	0	1	1	0	0

43 TROY DYE LB

REGULAR SEASON DEFENSE

Date	Opp.	Res.	GP/GS	Tot	Solo	Asst	Sks	Yds	TFL	QBH	INT	Yds	Lg	TD	PD	FF	FR	Yds
10/8/23	K.C.	L	1/0	1	1	0	0.0	0	0	0	0	0	—	0	0	0	0	0
Totals		0-1	1/0	1	1	0	0.0	0	0	0	0	0	—	0	0	0	0	0

CAREER NUMBERS AGAINST CHIEFS

4	GUS EDWARDS														RB
REGULAR SEASON OFFENSE															
Date	Opp.	Res.	GP/GS	Att	Yds	Avg.	Lg	TD	Rec.	Yds	Avg.	Lg	TD	Scrim. Yds	Scrim. TD
12/9/18	at K.C.	L (OT)	1/1	16	67	4.2	11	0	0	0	—	—	0	67	0
9/22/19	at K.C.	L	1/0	7	53	7.6	15	0	2	15	7.5	10	0	68	0
9/28/20	K.C.	L	1/0	4	39	9.8	24	0	0	0	—	—	0	24	0
Totals	0-3	3/1	27	159	5.9	24	0	2	15	7.5	10	0	174	0	

87	SIMI FEHOKO							WR
REGULAR SEASON RECEIVING								
Date	Opp.	Res.	GP/GS	Rec.	Yds	Avg.	Lg	TD
10/22/23	at K.C.	L	1/0	0	0	—	—	0
Totals	0-1	1/0	0	0	0	—	—	0

24	AJ FINLEY														S			
REGULAR SEASON DEFENSE																		
Date	Opp.	Res.	GP/GS	Tot	Solo	Asst	Sks	Yds	TFL	QBH	INT	Yds	Lg	TD	PD	FF	FR	Yds
10/22/23	at K.C.	L	1/0	0	0	0	0.0	0	0	0	0	0	—	0	0	0	0	0
1/7/24	K.C.	L	1/0	0	0	0	0.0	0	0	0	0	0	—	0	0	0	0	0
Totals	0-2	2/0	0	0	0	0	0.0	0	0	0	0	0	—	0	0	0	0	0

95	POONA FORD														DT			
REGULAR SEASON DEFENSE																		
Date	Opp.	Res.	GP/GS	Tot	Solo	Asst	Sks	Yds	TFL	QBH	INT	Yds	Lg	TD	PD	FF	FR	Yds
12/23/18	K.C.	W	1/0	1	0	1	0.0	0	0	1	0	0	—	0	0	0	0	0
12/24/22	at K.C.	L	1/1	4	2	2	0.0	0	0	0	0	0	—	0	0	0	0	0
Totals	1-1	2/1	5	2	3	0.0	0	0	0	1	0	0	—	0	0	0	0	0

56	MORGAN FOX														DL			
REGULAR SEASON DEFENSE																		
Date	Opp.	Res.	GP/GS	Tot	Solo	Asst	Sks	Yds	TFL	QBH	INT	Yds	Lg	TD	PD	FF	FR	Yds
09/15/22	at K.C.	L	1/0	2	1	1	0.0	0	0	0	0	0	—	0	0	0	0	0
11/20/22	K.C.	L	1/1	4	3	1	0.0	0	1	0	0	0	—	0	0	0	0	0
10/22/23	at K.C.	L	1/0	0	0	0	0.0	0	0	0	0	0	—	0	0	0	0	0
1/7/24	K.C.	L	1/1	2	1	1	0.0	0	0	1	0	0	—	0	0	0	0	0
Totals	0-4	4/2	8	5	3	0.0	0	0	1	1	0	0	—	0	0	0	0	0

7	KRISTIAN FULTON														CB			
REGULAR SEASON DEFENSE																		
Date	Opp.	Res.	GP/GS	Tot	Solo	Asst	Sks	Yds	TFL	QBH	INT	Yds	Lg	TD	PD	FF	FR	Yds
11/6/22	at K.C.	L	1/1	4	4	0	0.0	0	0	0	0	0	—	0	2	0	0	0
Totals	0-1	1/1	4	4	0	0.0	0	0	0	0	0	0	—	0	2	0	0	0

32	ALOHI GILMAN														S			
REGULAR SEASON DEFENSE																		
Date	Opp.	Res.	GP/GS	Tot	Solo	Asst	Sks	Yds	TFL	QBH	INT	Yds	Lg	TD	PD	FF	FR	Yds
09/20/20	K.C.	L (OT)	1/0	0	0	0	0.0	0	0	0	0	0	—	0	0	0	0	0
01/03/21	at K.C.	W	1/1	2	1	1	0.0	0	0	1	0	0	—	0	0	0	0	0
09/26/21	at K.C.	W	1/0	6	6	0	0.0	0	0	0	1	0	0	0	1	0	0	0
09/15/22	at K.C.	L	1/0	1	1	0	0.0	0	0	0	0	0	—	0	0	0	0	0
11/20/22	K.C.	L	1/0	1	1	0	0.0	0	1	0	0	0	—	0	0	0	1	0
1/7/24	K.C.	L	1/1	3	1	2	0.0	0	0	0	1	0	0	0	2	0	0	0
Totals	2-4	6/2	13	10	3	0.0	0	0	1	2	0	0	0	0	3	0	1	0

28	HASSAN HASKINS														RB
REGULAR SEASON OFFENSE															
Date	Opp.	Res.	GP/GS	Att	Yds	Avg.	Lg	TD	Rec.	Yds	Avg.	Lg	TD	Scrim. Yds	Scrim. TD
11/6/22	at K.C.	L	1/0	1	5	5.0	5	0	1	2	2.0	2	0	7	0
Totals	0-1	1/0	1	5	5.0	5	0	1	2	2.0	2	0	7	0	

CAREER NUMBERS AGAINST CHIEFS

8

TAYLOR HEINICKE

QB

REGULAR SEASON PASSING

Date	Opp.	Res.	GP/GS	Cmp	Att	Pct.	Yds	Y/A	TD	INT	Lg	Sacks	Yds Lost	Rating
10/17/21	K.C.	L	1/1	24	39	61.5	182	4.7	1	1	39t	0	0	70.7
Totals		0-1	1/1	24	39	61.5	182	4.7	1	1	39t	0	0	70.7

REGULAR SEASON RUSHING

Date	Opp.	Res.	GP/GS	Att	Yds	Avg.	Lg	TD
10/17/21	K.C.	L	1/1	0	0	—	—	0
Totals		0-1	1/1	0	0	—	—	0

0

DAIYAN HENLEY

LB

REGULAR SEASON DEFENSE

Date	Opp.	Res.	GP/GS	Tot	Solo	Asst	Sk	Yds	TFL	QBH	INT	Yds	Lg	TD	PD	FF	FR	Yds
10/22/23	at K.C.	L	1/0	0	0	0	0.0	0	0	0	0	0	—	0	0	0	0	0
1/7/24	K.C.	L	1/0	2	1	1	0.0	0	0	0	0	0	—	0	0	0	0	0
Totals		0-2	2/0	2	1	1	0.0	0	0	0	0	0	—	0	0	0	0	0

10

JUSTIN HERBERT

QB

REGULAR SEASON PASSING

Date	Opp.	Res.	GP/GS	Cmp	Att	Pct.	Yds	Y/A	TD	INT	Lg	Sacks	Yds Lost	Rating
09/20/20	K.C.	L (OT)	1/1	22	33	66.7	311	9.4	1	1	35	2	15	94.4
01/03/21	at K.C.	W	1/1	22	31	71.0	302	9.7	3	0	48t	3	21	134.1
09/26/21	at K.C.	W	1/1	26	38	68.4	281	9.7	4	0	43	1	6	125.0
12/16/21	K.C.	L (OT)	1/1	22	38	57.9	236	6.2	2	1	29	0	0	82.8
09/15/22	at K.C.	L	1/1	33	48	68.8	334	7.0	3	1	39	2	8	100.5
11/20/22	K.C.	L	1/1	23	30	76.7	280	9.3	2	1	50t	5	30	113.2
10/22/23	at K.C.	L	1/1	17	30	56.7	259	8.6	1	2	60	5	40	68.6
Totals		2-5	7/7	165	248	66.5	2,003	8.1	16	6	60	18	120	102.6

REGULAR SEASON RUSHING

Date	Opp.	Res.	GP/GS	Att	Yds	Avg.	Lg	TD
09/20/20	K.C.	L (OT)	1/1	4	18	4.5	11	1
01/03/21	at K.C.	W	1/1	6	9	1.5	9	1
09/26/21	at K.C.	W	1/1	4	16	4.0	9	0
12/16/21	K.C.	L (OT)	1/1	5	16	3.2	8	1
09/15/22	at K.C.	L	1/1	2	1	0.5	2	0
11/20/22	K.C.	L	1/1	5	17	3.4	7	0
10/22/23	at K.C.	L	1/1	2	5	2.5	6	0
Totals		2-5	7/7	28	82	2.9	11	3

88

HAYDEN HURST

TE

REGULAR SEASON RECEIVING

Date	Opp.	Res.	GP/GS	Rec.	Yds	Avg.	Lg	TD
12/9/18	at K.C.	L	1/0	0	0	—	—	0
9/22/19	at K.C.	L	1/1	2	14	7.0	0	0
12/27/20	at K.C.	L	1/0	5	47	9.4	17	1
12/4/22	K.C.	W	1/1	2	12	6.0	9	0
Totals		1-3	4/2	9	73	8.1	17	1

3

DERWIN JAMES JR.

S

REGULAR SEASON DEFENSE

Date	Opp.	Res.	GP/GS	Tot	Solo	Asst	Sk	Yds	TFL	QBH	INT	Yds	Lg	TD	PD	FF	FR	Yds
09/09/18	K.C.	L	1/1	3	2	1	1.0	0	0	1	0	0	—	0	2	0	0	0
12/13/18	at K.C.	W	1/1	5	4	1	0.0	0	0	0	0	0	—	0	0	0	0	0
12/29/19	at K.C.	L	1/1	8	6	2	0.0	0	0	0	0	0	—	0	0	0	0	0
09/26/21	at K.C.	W	1/1	5	4	1	0.0	0	0	0	0	0	—	0	0	0	0	0
12/16/21	K.C.	L (OT)	1/1	3	2	1	0.0	0	0	0	0	0	—	0	0	0	0	0
09/15/22	at K.C.	L	1/1	9	6	3	0.0	0	1	0	0	0	—	0	0	0	0	0
11/20/22	K.C.	L	1/1	7	4	3	1.0	7	1	1	0	0	—	0	0	0	0	0
10/22/23	at K.C.	L	1/1	5	3	2	0.0	0	0	0	0	0	—	0	0	0	1	0
1/7/24	K.C.	L	1/1	8	7	1	0.0	0	0	1	0	0	—	0	0	0	0	0
Totals		2-7	9/9	53	38	15	2.0	7	2	3	0	0	—	0	2	0	1	0

CAREER NUMBERS AGAINST CHIEFS

1	QUENTIN JOHNSTON	WR							
REGULAR SEASON RECEIVING									
Date	Opp.	Res.	GP/GS	Rec.	Yds	Avg.	Lg	TD	
10/22/23	at K.C.	L	1/1	1	20	20.0	20	0	
1/7/24	K.C.	L	1/1	2	17	8.5	13	0	
Totals			0-2	2/2	3	37	12.3	20	0

33	DEANE LEONARD	S																
REGULAR SEASON DEFENSE																		
Date	Opp.	Res.	GP/GS	Tot	Solo	Asst	Sks	Yds	TFL	QBH	INT	Yds	Lg	TD	PD	FF	FR	Yds
09/15/22	at K.C.	L	1/0	0	0	0	0.0	0	0	0	0	0	—	0	0	0	0	0
11/20/22	K.C.	L	1/0	0	0	0	0.0	0	0	0	0	0	—	0	0	0	0	0
1/7/24	K.C.	L	1/0	0	0	0	0.0	0	0	0	0	0	—	0	0	1	0	0
Totals			0-3	3/0	0	0	0.0	0	0	0	0	0	—	0	0	1	0	0

52	KHALIL MACK	OLB																
REGULAR SEASON DEFENSE																		
Date	Opp.	Res.	GP/GS	Tot	Solo	Asst	Sks	Yds	TFL	QBH	INT	Yds	Lg	TD	PD	FF	FR	Yds
11/20/14	K.C.	W	1/1	3	3	0	0.0	0	0	1	0	0	—	0	0	0	0	0
12/14/14	at K.C.	L	1/1	6	5	1	0.0	0	1	0	0	0	—	0	1	0	0	0
12/06/15	K.C.	L	1/1	8	3	3	2.0	10	2	3	0	0	—	0	0	0	0	0
01/03/16	at K.C.	L	1/1	10	3	3	0.0	0	2	1	0	0	—	0	0	0	0	0
10/16/16	K.C.	L	1/1	7	5	2	1.0	1	1	1	0	0	—	0	0	0	0	0
12/08/16	at K.C.	L	1/1	3	2	1	1.0	6	0	0	0	0	—	0	0	1	0	0
10/19/17	K.C.	W	1/1	5	2	3	0.5	5.5	1	2	0	0	—	0	0	0	0	0
12/10/17	at K.C.	L	1/1	6	5	1	1.0	12	1	1	0	0	—	0	1	0	0	0
12/22/19	K.C.	L	1/1	4	4	1	1.0	7	1	1	0	0	—	0	0	0	0	0
09/15/22	at K.C.	L	1/1	2	2	0	1.0	9	1	1	0	0	—	0	0	0	0	0
11/20/22	K.C.	L	1/1	1	0	1	0.0	0	0	1	0	0	—	0	0	0	0	0
10/22/23	at K.C.	L	1/1	1	0	1	0.0	0	0	1	0	0	—	0	0	0	0	0
1/7/24	K.C.	L	1/1	5	5	0	1.0	9	3	5	0	0	—	0	2	0	0	0
Totals			2-11	13/13	61	44	17	8.5	59.5	13	18	0	—	0	4	1	0	0

99	SCOTT MATLOCK	FB/DL																
REGULAR SEASON DEFENSE																		
Date	Opp.	Res.	GP/GS	Tot	Solo	Asst	Sks	Yds	TFL	QBH	INT	Yds	Lg	TD	PD	FF	FR	Yds
10/22/23	at K.C.	L	1/0	1	1	0	0.0	0	0	0	0	0	—	0	0	0	0	0
1/7/24	K.C.	L	1/0	3	1	2	0.0	0	0	0	0	0	—	0	0	0	0	0
Totals			0-2	2/0	4	2	0.0	0	0	0	0	0	—	0	0	0	0	0

22	ELIJAH MOLDEN	DB																
REGULAR SEASON DEFENSE																		
Date	Opp.	Res.	GP/GS	Tot	Solo	Asst	Sks	Yds	TFL	QBH	INT	Yds	Lg	TD	PD	FF	FR	Yds
10/24/21	K.C.	CB	1/1	8	6	2	0.0	0	0	0	0	0	—	0	0	0	0	0
Totals			1-0	1/1	8	6	0.0	0	0	0	0	0	—	0	0	0	0	0

93	OTITO OGBONNIA	DL																
REGULAR SEASON DEFENSE																		
Date	Opp.	Res.	GP/GS	Tot	Solo	Asst	Sks	Yds	TFL	QBH	INT	Yds	Lg	TD	PD	FF	FR	Yds
09/15/22	at K.C.	L	1/0	0	0	0	0.0	0	0	0	0	0	—	0	0	0	0	0
1/7/24	K.C.	L	1/1	4	2	2	0.0	0	0	0	0	0	—	0	0	0	0	0
Totals			0-2	2/1	4	2	0.0	0	0	0	0	0	—	0	0	0	0	0

CAREER NUMBERS AGAINST CHIEFS

5		JOSHUA PALMER							WR
REGULAR SEASON RECEIVING									
Date	Opp.	Res.	GP/GS	Rec.	Yds	Avg.	Lg	TD	
09/26/21	at K.C.	W	1/0	0	0	—	—	0	
12/16/21	K.C.	L (OT)	1/1	1	15	15.0	15	0	
09/15/22	at K.C.	L	1/1	4	30	7.5	10	1	
11/20/22	K.C.	L	1/0	8	106	13.3	50t	2	
10/22/23	at K.C.	L	1/1	5	133	26.6	60	0	
1/7/24	K.C.	L	1/1	6	44	7.3	12	0	
Totals			1-5	6/4	24	328	13.7	60	3

16		JK SCOTT							P		
REGULAR SEASON PUNTING											
Date	Opp.	Res.	GP	Punt	Blk	Yds.	Avg.	Lg	TB	I20	
10/27/19	at K.C.	W	1	3	0	106	35.3	43	0	1	
09/15/22	at K.C.	L	1	6	0	243	40.5	53	0	3	
11/20/22	K.C.	L	1	3	0	147	49.0	52	0	1	
10/22/23	at K.C.	L	1	5	0	261	52.2	65	0	4	
1/7/24	K.C.	L	1	5	0	218	43.6	49	0	2	
Totals			1-4	5	22	0	975	44.3	65	0	11

6		DENZEL PERRYMAN															LB	
REGULAR SEASON DEFENSE																		
Date	Opp.	Res.	GP/GS	Tot	Solo	Asst	Sks	Yds	TFL	QBH	INT	Yds	Lg	TD	PD	FF	FR	Yds
11/22/15	K.C.	L	1/1	6	3	3	1.0	14	1	1	0	0	—	0	0	0	0	0
12/13/15	at K.C.	L	1/1	5	4	1	0.0	0	1	0	0	0	—	0	0	0	0	0
09/11/16	at K.C.	L (OT)	1/1	4	4	0	0.0	0	0	0	0	0	—	0	0	0	0	0
12/16/17	at K.C.	L	1/1	0	0	0	0.0	0	0	0	0	0	—	0	0	0	0	0
09/09/18	K.C.	L	1/1	4	2	2	0.0	0	0	1	0	0	—	0	0	0	0	0
11/18/19	K.C.	L	1/0	7	6	1	0.0	0	0	0	0	0	—	0	0	1	0	0
12/29/19	at K.C.	L	1/1	6	4	2	0.0	0	0	0	0	0	—	0	0	0	0	0
09/20/20	K.C.	L (OT)	1/0	3	0	3	0.0	0	0	0	0	0	—	0	0	0	0	0
1/3/21	at K.C.	W	1/1	7	4	3	0.0	0	1	1	0	0	—	0	0	0	0	0
11/14/21	K.C.	L	1/1	11	7	4	0.0	0	0	0	0	0	—	0	0	0	0	0
10/10/22	at K.C.	L	1/1	8	6	2	1.0	7	1	1	0	0	—	0	0	0	0	0
Totals			1-10	11/9	61	40	21	2.0	21	4	3	0	0	0	0	1	0	0

26		ASANTE SAMUEL JR.															CB	
REGULAR SEASON DEFENSE																		
Date	Opp.	Res.	GP/GS	Tot	Solo	Asst	Sks	Yds	TFL	QBH	INT	Yds	Lg	TD	PD	FF	FR	Yds
09/26/21	at K.C.	W	1/1	1	0	1	0.0	0	0	0	1	0	0	0	1	0	0	0
09/15/22	at K.C.	L	1/1	3	2	1	0.0	0	0	0	0	0	—	0	1	0	0	0
11/20/22	K.C.	L	1/1	3	3	0	0.0	0	0	0	0	0	—	0	0	0	0	0
10/22/23	at K.C.	L	1/1	3	3	0	0.0	0	0	0	1	0	0	0	1	0	0	0
1/7/24	K.C.	L	1/1	5	5	0	0.0	0	0	0	0	0	—	0	0	0	0	0
Totals			1-4	5/5	15	13	2	0.0	0	0	2	0	0	0	3	0	0	0

84		STONE SMARTT							TE
REGULAR SEASON RECEIVING									
Date	Opp.	Res.	GP/GS	Rec.	Yds	Avg.	Lg	TD	
01/08/23	K.C.	L	1/0	1	6	6.0	6	0	
10/22/23	at K.C.	L	1/0	1	5	5.0	5	0	
1/7/24	K.C.	L	1/0	2	14	7.0	8	0	
Totals			0-3	3/0	4	25	6.3	8	0

2		EASTON STICK											QB		
REGULAR SEASON PASSING															
Date	Opp.	Res.	GP/GS	Cmp	Att	Pct.	Yds	Y/A	TD	INT	Lg	Sacks	Yds Lost	Rating	
1/7/24	K.C.	L	1/1	28	47	59.6	258	5.5	0	0	25	3	23	74.6	
Totals			0-1	1/1	28	47	59.6	258	5.5	0	0	25	3	23	74.6
REGULAR SEASON RUSHING															
Date	Opp.	Res.	GP/GS	Att	Yds	Avg.	Lg	TD							
1/7/24	K.C.	L	1/1	13	77	5.9	15	0							
Totals			0-1	1/1	13	77	5.9	15	0						

90		TEAR TART															DL	
REGULAR SEASON DEFENSE																		
Date	Opp.	Res.	GP/GS	Tot	Solo	Asst	Sks	Yds	TFL	QBH	INT	Yds	Lg	TD	PD	FF	FR	Yds
10/24/21	K.C.	W	1/1	2	2	0	0.0	0	0	0	0	0	—	0	0	0	0	0
11/6/22	at K.C.	L	1/1	1	0	1	0.0	0	0	0	0	0	—	0	0	0	0	0
Totals			1-1	2/2	3	2	1	0.0	0	0	0	0	—	0	0	0	0	0

CAREER NUMBERS AGAINST CHIEFS

36

JA'SIR TAYLOR

DB

REGULAR SEASON DEFENSE

Date	Opp.	Res.	GP/GS	Tot	Solo	Asst	Sks	Yds	TFL	QBH	INT	Yds	Lg	TD	PD	FF	FR	Yds
09/15/22	at K.C.	L	1/0	0	0	0	0.0	0	0	0	0	0	—	0	0	0	0	0
11/20/22	K.C.	L	1/0	0	0	0	0.0	0	0	0	0	0	—	0	0	0	0	0
10/22/23	at K.C.	L	1/1	4	4	0	0.0	0	0	0	0	0	—	0	1	0	0	0
1/7/24	K.C.	L	3	2	1	0	0.0	0	0	0	0	0	—	0	1	0	0	0
Totals		0-4	4/1	7	6	0	0.0	0	0	0	0	0	—	0	2	0	0	0

83

ERIC TOMLINSON

TE

REGULAR SEASON RECEIVING

Date	Opp.	Res.	GP/GS	Rec.	Yds	Avg.	Lg	TD
12/3/17	K.C.	W	1/1	0	0	—	—	0
9/19/21	K.C.	W	1/0	0	0	—	—	0
12/11/22	K.C.	L	1/1	2	11	5.5	7	0
1/1/23	at K.C.	L	1/0	0	0	—	—	0
Totals		2-2	4/2	2	11	5.5	7	0

45

TULI TUIPULOTU

OLB

REGULAR SEASON DEFENSE

Date	Opp.	Res.	GP/GS	Tot	Solo	Asst	Sks	Yds	TFL	QBH	INT	Yds	Lg	TD	PD	FF	FR	Yds
10/22/23	at K.C.	L	1/1	2	2	0	0.0	0	1	0	0	0	—	0	0	0	0	0
1/7/24	K.C.	L	1/1	5	2	3	0.0	0	0	1	0	0	—	0	0	0	0	0
Totals		0-2	2/2	7	4	3	0.0	0	1	1	0	0	—	0	0	0	0	0

2024 LOS ANGELES CHARGERS OFFENSIVE STATISTICS

Won 2, Lost 1

9/8/2024	W	22 - 10	Las Vegas Raiders
9/15/2024	W	26 - 3	at Carolina Panthers
9/22/2024	L	10 - 20	at Pittsburgh Steelers

	Chargers	Opponent						
Total First Downs	42	41						
Rushing	18	12						
Passing	21	24						
Penalty	3	5						
3rd Down: Made/Att	16/42	13/40						
3rd Down Pct.	38.1%	32.5%						
4th Down: Made/Att	0/0	1/4						
4th Down Pct.	0.0	25.0%						
Possession Avg.	30:14	29:46						
Total Net Yards	833	801						
Avg. Per Game	277.7	267.0						
Total Plays	164	170						
Avg. Per Play	5.1	4.7						
Net Yards Rushing	456	275						
Avg. Per Game	152.0	91.7						
Total Rushes	91	71						
Net Yards Passing	377	526						
Avg. Per Game	125.7	175.3						
Sacked/Yards Lost	7/46	8/60						
Gross Yards	423	586						
Attempts/Completions	66/45	91/68						
Completion Pct.	68.2%	74.7%						
Had Intercepted	1	3						
Punts/Average	17/47.7	15/48.8						
Net Punting Avg.	40.6	45.5						
Penalties/Yards	17/134	14/120						
Fumbles/Ball Lost	3/1	2/2						
Touchdowns	6	3						
Rushing	2	1						
Passing	4	2						
Returns	0	0						
Score By Periods	Q1	Q2	Q3	Q4	OT	Pts		
Team	16	20	6	16	0	58		
Opponents	7	7	6	13	0	33		
Scoring	TD	Ru	Pa	Rt	PAT	FG	2Pt	Pts
C.Dicker	0	0	0	0	4/5	6/6	0	22
Q.Johnston	3	0	3	0	0/0	0/0	0	18
J.Dobbins	2	2	0	0	0/0	0/0	0	12
L.McConkey	1	0	1	0	0/0	0/0	0	6
Team	6	2	4	0	4/5	6/6	0	58
Opponents	3	1	2	0	3/3	4/6	0	33

2-Pt. Conversions: Team 0/1, Opponents: 0/0
 Sacks: K.Mack 2.5, J.Bosa 2.0, D.Perryman 1.0, D.James 1.0,
 M.Fox 0.5 **Team: 7.0, Opponents: 7.0**

Rushing	No.	Yds	Avg	Long	TD
J.Dobbins	42	310	7.4	61	2
G.Edwards	32	94	2.9	10	0
J.Herbert	11	24	2.2	13	0
D.Davis	3	17	5.7	8	0
H.Hurst	3	11	3.7	5	0
Team	91	456	5.0	61	2
Opponents	71	275	3.9	23	1

Receiving	No.	Yds	Avg	Long	TD
Q.Johnston	10	133	13.3	29t	3
L.McConkey	10	109	10.9	18	1
W.Dissly	7	61	8.7	15	0
J.Dobbins	7	14	2.0	6	0
H.Hurst	5	53	10.6	27	0
J.Palmer	4	34	8.5	11	0
S.Fehoko	1	17	17.0	17	0
G.Edwards	1	2	2.0	2	0
S.Matlock	0	0	0.0	0	0
E.Tomlinson	0	0	0.0	0	0
Team	45	423	9.4	29t	4
Opponents	68	586	8.6	55t	2

Interceptions	No.	Yds	Avg	Long	TD
P.Ford	1	3	3.0	3	0
E.Molden	1	3	3.0	3	0
B.Dupree	1	0	0.0	0	0
Team	3	6	2.0	3	0
Opponents	1	0	0.0	0	0

Punting	No	Yds	Avg	Net	TB	In	Lg	B
J.Scott	17	811	47.7	40.6	3	6	63	0
Team	17	811	47.7	40.6	3	6	63	0
Opponents	15	732	48.8	45.5	1	6	64	0

Punt Returns	Ret	FC	Yds	Avg	Long	TD
D.Davis	3	8	29	9.7	15	0
Team	3	8	29	9.7	15	0
Opponents	5	7	61	12.2	21	0

Kickoff Returns	No.	Yds	Avg	Long	TD
D.Davis	4	85	21.3	35	0
Team	4	85	21.3	35	0
Opponents	4	109	27.3	31	0

Field Goals	1-19	20-29	30-39	40-49	50+
C.Dicker	0/0	3/3	0/0	2/2	1/1
Team	0/0	3/3	0/0	2/2	1/1
Opponents	0/0	0/0	4/4	0/1	0/1

Fumbles Lost: J.Herbert 1 **Total: 1**
 Opponent Fumble Recoveries: K.Mack 1, J.Taylor 1 **Total: 2**

Passing	Att	Cmp	Yds	Cmp%	Yds/Att	TD	TD%	Int	Int%	Long	Sack	Lost	Rating
J.Herbert	64	43	399	67.2%	6.2	4	6.3%	1	1.6%	29t	4/	18	98.4
T.Heinicke	2	2	24	100.0%	12.0	0	0.0%	0	0.0%	18	3/	28	116.7
Team	66	45	423	68.2%	6.4	4	6.1%	1	1.5%	29t	7/	46	99.5
Opponents	91	68	586	74.7%	6.4	2	2.2%	3	3.3%	55t	8/	60	84.8

2024 LOS ANGELES CHARGERS DEFENSIVE STATISTICS

Official Press Box Totals — Confirmed by league review.

Player	— Tackles —			Sacks	Yards	TFLs	QB Hits	Interceptions	Passes Def.	— Fumbles —	
	Total	Solo	Asst.							Forced	Recoveries
Daiyan Henley	26	18	8	0.0	0	2	0	0	1	0	0
Denzel Perryman	22	16	6	1.0	7	2	1	0	0	0	0
Derwin James	21	15	6	1.0	6	2	1	0	0	0	0
Kristian Fulton	13	10	3	0.0	0	2	0	0	1	0	0
Ja'Sir Taylor	11	8	3	0.0	0	0	0	0	0	0	1
Alohi Gilman	10	7	3	0.0	0	0	0	0	1	0	0
Khalil Mack	10	4	6	2.5	17	2	4	0	1	0	1
Joey Bosa	9	7	2	2.0	14	2	3	0	0	1	0
Asante Samuel	9	7	2	0.0	0	0	0	0	2	0	0
Poona Ford	9	4	5	0.0	0	1	2	1	2	0	0
Elijah Molden	9	4	5	0.0	0	0	0	1	1	0	0
Morgan Fox	8	6	2	0.5	6	0	2	0	0	0	0
Otito Ogbornia	7	1	6	0.0	0	0	0	0	0	0	0
Tuli Tuipulotu	5	2	3	0.0	0	2	0	0	0	0	0
Bud Dupree	4	2	2	0.0	0	0	0	1	2	0	0
Junior Colson	4	2	2	0.0	0	0	0	0	1	0	0
Teair Tart	4	1	3	0.0	0	0	0	0	0	0	0
Scott Matlock	2	0	2	0.0	0	0	0	0	1	0	0
Deane Leonard	1	1	0	0.0	0	0	0	0	1	0	0
Troy Dye	1	1	0	0.0	0	0	0	0	0	0	0
Cam Hart	1	1	0	0.0	0	0	0	0	0	0	0
A.J. Finley	1	0	1	0.0	0	0	0	0	0	0	0
Totals	187	117	70	7.0	50	15	13	3	14	1	2
<i>Defensive Backs</i>	<i>76</i>	<i>53</i>	<i>23</i>	<i>1.0</i>	<i>6</i>	<i>4</i>	<i>1</i>	<i>1</i>	<i>6</i>	<i>0</i>	<i>1</i>
<i>Linebackers</i>	<i>53</i>	<i>37</i>	<i>16</i>	<i>1.0</i>	<i>7</i>	<i>4</i>	<i>1</i>	<i>0</i>	<i>2</i>	<i>0</i>	<i>0</i>
<i>Outside Linebackers</i>	<i>28</i>	<i>15</i>	<i>13</i>	<i>4.5</i>	<i>31</i>	<i>6</i>	<i>7</i>	<i>1</i>	<i>3</i>	<i>1</i>	<i>1</i>
<i>Defensive Line</i>	<i>30</i>	<i>12</i>	<i>18</i>	<i>0.5</i>	<i>6</i>	<i>1</i>	<i>4</i>	<i>1</i>	<i>3</i>	<i>0</i>	<i>0</i>

SPECIAL TEAMS TACKLES

Player	Total Tackles
Deane Leonard	3
Daiyan Henley	2
Troy Dye	1
Junior Colson	1
Elijah Molden	1
Shaquille Quarterman	1
A.J. Finley	1
Stone Smart	1
Totals	11

2024 GAME SUMMARIES

WEEK 1 vs. LAS VEGAS



**RAIDERS 10
CHARGERS 22**

Sunday, Sept. 8, 2024
SoFi Stadium — Inglewood, Calif.



GAME STATISTICS

TEAM	1	2	3	4	OT	F
Las Vegas	7	0	0	3	—	10
L.A. Chargers	3	3	3	13	—	22

SCORING SUMMARY

Team	Q	Time	Play
Chargers	1	4:22	C.Dicker 53 yd. Field Goal
Raiders	1	0:45	A.Mattison 31 yd. pass from G.Minshew (D.Carlson kick)
Chargers	2	0:26	C.Dicker 25 yd. Field Goal
Chargers	3	9:08	C.Dicker 24 yd. Field Goal
Chargers	4	14:55	J.Dobbins 12 yd. run (C.Dicker kick)
Raiders	4	10:30	D.Carlson 32 yd. Field Goal
Chargers	4	3:40	L.McConkey 10 yd. pass from J.Herbert (run failed)

TEAM STATISTICS

	LV	LAC
FIRST DOWNS:	14	11
TOTAL NET YARDS:	296	316
NET RUSHING YARDS:	71	176
NET PASSING YARDS:	225	140
PENALTIES/YARDS:	2-15	7-50
3RD DOWN EFFICIENCY (%):	5-14 (35.7%)	4-15 (26.7%)
PUNTS/AVERAGE:	5-53.0	7-47.4
SACKS/YARDS:	1-4	4-32
FUMBLES/LOST:	2-2	0-0
POINTS OFF TURNOVERS:	0	3
AVG. DRIVE START:	OWN 28	OWN 35
TIME OF POSSESSION:	31:44	28:16

INDIVIDUAL TOP PERFORMERS



PASSING

	CMP	ATT	YDS	TD	INT	RT
Herbert	17	26	144	1	0	95.1
G.Minshew II	25	33	257	1	1	95.1

RUSHING

	ATT	YDS	AVG	LG	TD
J.Dobbins	10	135	13.5	61	1
G.Edwards	11	26	2.4	10	0
Z.White	13	44	3.4	12	0
A.Mattinson	5	19	3.8	7	0

RECEIVING

	REC	YDS	AVG	LG	TD
L.McConkey	5	39	7.8	11	1
Q.Johnston	3	38	12.7	16	0
J.Dobbins	3	4	1.3	3	0
H.Hurst	2	33	16.5	27	0
B.Bowers	6	58	9.7	26	0
D.Adams	5	59	11.8	23	0
A.Mattison	4	43	10.8	31	1
J.Meyers	3	61	20.3	33	0

TACKLES (SOLO) - LAC: J.Bosa 7 (6), D.James 7 (6), A.Samuel 6 (5);
LV: R.Spillane 10 (7), C.Wilkins 5 (4), M.Epps 5 (3).

SACKS - LAC: K.Mack 1.5-10, J.Bosa 1-6, TEAM 1-10, M.Fox 0.5-6;
LV: M.Crosby 1-4.

INTERCEPTIONS - LAC: P.Ford 1-0-0; **LV:** None.

STARTERS

WR.....L.McConkey	OLB.....K.Mack	WR....T.Tucker	DE....C.Snowden
FB/DL.S.Matlock	DL.....P.Ford	TE.....M.Mayer	DE.....M.Crosby
LT.....R.Slater	DL.....O.Ogbonnia	LT.....K.Miller	DT.....J.Jenkins
RG.....Z.Johnson	OLB.....J.Bosa	LG.....C.Whitehair	DT.....C.Wilkins
C.....B.Bozeman	LB.....D.Henley	C.....A.James	DT.....A.Butler
RG.....T.Pipkins	LB....D.Perryman	RG.....D.Parham	LB.....D.Deablo
RT.....J.Alt	CB.....K.Fulton	RT....T.Munford	LB.....R.Spillane
TE.....W.Dissly	CB.....A.Samuel	WR....D.Adams	CB.....J.Jones
WR....J.Palmer	DB.....J.Taylor	WR....J.Meyers	CB.....N.Hobbs
QB.....J.Herbert	S.....A.Gilman	QB....G.Minshew II	S.....T.Moehrig
RB.....G.Edwards	S.....D.James	RB....Z.White	S.....M.Epps

WEEK 2 AT CAROLINA



**CHARGERS 26
PANTHERS 3**

Sunday, Sept. 15, 2024
Bank of America Stadium — Charlotte, N.C.



GAME STATISTICS

TEAM	1	2	3	4	OT	F
L.A. Chargers	6	14	3	3	—	26
Carolina	0	0	3	0	—	3

SCORING SUMMARY

Team	Q	Time	Play
Chargers	1	9:20	Q.Johnston 29 yd. pass from J.Herbert (kick failed, w/)
Chargers	2	4:16	Q.Johnston 5 yd. pass from J.Herbert (C.Dicker kick)
Chargers	2	2:01	J.Dobbins 43 yd. run (C.Dicker kick)
Panthers	3	12:18	E.Pineiro 38 yd. Field Goal
Chargers	3	9:03	C.Dicker 46 yd. Field Goal
Chargers	4	11:02	C.Dicker 42 yd. Field Goal

TEAM STATISTICS

	LAC	CAR
FIRST DOWNS:	21	7
TOTAL NET YARDS:	349	159
NET RUSHING YARDS:	219	90
NET PASSING YARDS:	130	69
PENALTIES/YARDS:	3-15	9-90
3RD DOWN EFFICIENCY (%):	9-16 (56.3%)	1-12 (8.0%)
PUNTS/AVERAGE:	3-32.0	7-44.4
SACKS/YARDS:	2-15	1-0
FUMBLES/LOST:	1-1	0-0
POINTS OFF TURNOVERS:	7	0
AVG. DRIVE START:	OWN 35	OWN 28
TIME OF POSSESSION:	36:18	23:42

INDIVIDUAL TOP PERFORMERS



PASSING

	CMP	ATT	YDS	TD	INT	RT
J.Herbert	14	20	130	2	1	100.0
B.Young	18	26	84	0	1	57.2

RUSHING

	ATT	YDS	AVG	LG	TD
J.Dobbins	17	131	7.7	43	1
G.Edwards	18	59	3.3	6	0
C.Hubbard	10	64	6.4	23	0
M.Sanders	7	20	2.9	6	0

RECEIVING

	REC	YDS	AVG	LG	TD
Q.Johnston	5	51	10.2	29	2
W.Dissly	3	29	9.7	15	0
L.McConkey	2	26	13.0	15	0
J.Palmer	2	19	9.5	11	0
C.Hubbard	4	12	3.0	5	0
T.Tremble	3	23	7.7	12	0
Dio.Johnson	3	15	5.0	7	0
M.Sanders	3	5	1.7	5	0

TACKLES (SOLO) - LAC: D.Henley 9 (5), D.Perryman 7 (5), D.James 6 (2);
CAR: S.Thompson 14 (8), J.Jewell 11 (8), A.Robinson 6 (6).

SACKS - LAC: D.Perryman 1-7, J.Bosa 1-8; **CAR:** Dj.Johnson 0.5-0, J.Peevy 0.5-0.

INTERCEPTIONS - LAC: E.Molden 1-3-0; **TEN:** J.Horn 1-0-0.

STARTERS

WR....Q.Johnston	OLB.....K.Mack	WR....D.Hopkins	DL.....D.Autro
TE.....H.Hurst	DL.....P.Ford	LT....A.Dillard	DT.....T.Tartt
WR....D.Davis	DL.....O.Ogbonnia	LG.....X.Newman-Johnson	DT.....J.Simmon
LT.....R.Slater	OLB.....J.Bosa	C.....A.Brewer	DT.....K.Peko
LG.....Z.Johnson	LB.....D.Henley	RG....D.Brunskill	LB.....A.AI-Shair
C.....B.Bozeman	LB....D.Perryman	RT....C.Hubbard	LB.....J.Gibbens
RG....T.Pipkins	CB.....K.Fulton	TE.....C.Okonkwo	DB.....H.Landry
RT....J.Alt	CB.....A.Samuel	WR....T.Burks	CB.....E.Molden
TE.....W.Dissly	DB.....J.Taylor	WR....N.Westbrook-Ikhine	CB....R.McCreary
QB....J.Herbert	S.....D.James	QB....R.Tannehill	S....S.Murphy-Bunting
RB....J.Dobbins	S.....E.Moldem	RB....D.Henry	S.....K.Buard

2024 GAME SUMMARIES

WEEK 3 AT PITTSBURGH



**CHARGERS 10
STEELERS 20**

Sunday, Sept. 22, 2024

Acrisure Stadium – Pittsburgh, Pa.



GAME STATISTICS

TEAM	1	2	3	4	OT	F
L.A. Chargers	7	3	0	0	—	10
Pittsburgh	0	7	3	10	—	20

SCORING SUMMARY

Team	Q	Time	Play
Chargers	1	2:46	Q.Johnston 27 yd. pass from J.Herbert (C.Dicker kick)
Steelers	2	10:17	J.Fields 5 yd. run (C.Boswell kick)
Chargers	2	3:13	C.Dicker 28 yd. Field Goal (12-60, 7:04)
Steelers	3	9:05	C.Boswell 38 yd. Field Goal (12-50, 5:55)
Steelers	4	14:14	C.Boswell 30 yd. Field Goal (12-73, 6:26)
Steelers	4	7:02	C.Austin 55 yd. pass from J.Fields (C.Boswell kick)

TEAM STATISTICS

	LAC	PIT
FIRST DOWNS:	10	20
TOTAL NET YARDS:	168	346
NET RUSHING YARDS:	107	232
NET PASSING YARDS:	225	140
PENALTIES/YARDS:	7-69	3-15
3RD DOWN EFFICIENCY (%):	3-11 (27.3%)	7-14 (50.0%)
PUNTS/AVERAGE:	7-50.0	3-52.0
SACKS/YARDS:	2-13	5-42
FUMBLES/LOST:	2-0	0-0
POINTS OFF TURNOVERS:	0	0
AVG. DRIVE START:	OWN 24	OWN 30
TIME OF POSSESSION:	26:09	33:51

INDIVIDUAL TOP PERFORMERS



PASSING

	CMP	ATT	YDS	TD	INT	RT		CMP	ATT	YDS	TD	INT	RT
Herbert	18	12	125	1	0	105.1	Fields	32	25	245	1	1	96.0
Heinicke	2	2	24	0	0	116.7							

RUSHING

	ATT	YDS	AVG	LG	TD		ATT	YDS	AVG	LG	TD
J.Dobbins	15	44	2.9	13	0	N.Harris	18	70	3.9	21	0
G.Edwards	3	9	3.0	6	0	C.Patterson	4	33	8.3	14	0

RECEIVING

	REC	YDS	AVG	LG	TD		REC	YDS	AVG	LG	TD
L.McConkey	3	44	14.7	18	0	G.Pickens	5	57	11.4	27	0
W.Dissly	3	19	6.3	7	0	N.Harris	5	16	3.2	8	0
J.Dobbins	3	10	3.3	6	0	C.Austin	4	95	23.8	55	2
Q.Johnston	2	44	22.0	27	1	P.Freiermuth	4	33	8.3	15	0

TACKLES (SOLO) – LAC: D.Henley 12 (9), D.Perryman 9 (6), D.James 8 (5);
PIT: P.Queen 8 (4), D.Elliott 5 (4), D.Jackson 5 (2).

SACKS – LAC: D.James 1-6, K.Mack 1-7; **PIT:** Ni.Herbig 2-15, E.Roberts 1-9, Ca.Heyward 1-10, T.Watt 1-8.

INTERCEPTIONS – LAC: B.Dupree 1-0-0; **PIT:** None.

STARTERS

WR.... L.McConkey	OLB.....K.Mack	TE..... P.Freiermuth	ROLB...A.Highsmith
TE..... W.Dissly	DL....O.Ogbonnia	LT D.Moore	DT.... Ca.Heyward
LT R.Slater	DL.....P.Ford	LG..... S.Anderson	NT.....K.Benton
RG.... Z.Johnson	OLB.....J.Bosa	C..... Z.Frazier	DEL.Ogunjobi
C..... B.Bozeman	LB.....D.Henley	RG.... J.Daniels	LOLB..... T.Watt
RG.... T.Pipkins	LB.... D.Perryman	RT B.Jones	LILBP.Queen
RT J.Alt	CB K.Fulton	WR.... V.Jefferson	RILB...E.Roberts
WR.... Q.Johnston	CB A.Samuel	WR.... G.Pickens	RCB..... J.Porter
QB.... J.Herbert	S..... E.Molden	WR.... C.Patterson	FS..M.Fitzpatrick
FB ... S.Matlock	S..... A.Gilman	QB.... J.Fields	SS D.Elliott
RB.... J.Dobbins	S..... D.James	RB N.Harris	LCB D.Jackson

2024 LOS ANGELES CHARGERS NUMERICAL ROSTER

ACTIVE ROSTER

No.	Name	Pos.	Ht.	Wt.	Age	Exp.	College	Hometown	How Acq.
0	Daiyan Henley	LB	6-0	225	24	2	Washington State	Los Angeles, Calif.	D3-'23
1	Quentin Johnston	WR	6-2	208	23	2	TCU	Temple, Texas	D1-'23
2	Easton Stick	QB	6-1	224	29	6	North Dakota State	Omaha, Neb.	D5-'19
3	Derwin James Jr.	S	6-2	215	28	7	Florida State	Haines City, Fla.	D1-'18
4	Gus Edwards	RB	6-1	238	29	7	Rutgers	Staten Island, N.Y.	UFA (Bal)-'24
5	Joshua Palmer	WR	6-1	210	25	4	Tennessee	Brampton, Ontario, Canada	D3a-'21
6	Denzel Perryman	LB	5-11	240	31	10	Miami	Coral Gables, Fla.	UFA (Hou)-'24
7	Kristian Fulton	CB	5-11	197	26	5	Louisiana State	New Orleans, La.	UFA (Ten)-'24
8	Taylor Heinicke	QB	6-1	210	31	7	Old Dominion	Atlanta, Ga.	T (Atl)-'24
10	Justin Herbert	QB	6-6	236	26	5	Oregon	Eugene, Ore.	D1a-'20
11	Cameron Dicker	K	6-1	216	24	3	Texas	Austin, Texas	FA-'22
12	Derius Davis	WR	5-8	165	24	2	TCU	St. Francisville, La.	D4-'23
15	Ladd McConkey	WR	6-0	185	22	R	Georgia	Chatsworth, Ga.	D2-'24
16	JK Scott	P	6-5	208	28	6	Alabama	Denver, Colo.	FA-'22
20	Cam Hart	CB	6-2	207	23	R	Notre Dame	Baltimore, Md.	D5b-'24
22	Elijah Molden	DB	5-10	192	24	4	Washington	West Linn, Ore.	T (Ten)-'24
24	AJ Finley	S	6-0	188	23	2	Mississippi	Mobile, Ala.	FA-'23
25	Junior Colson	LB	6-3	247	21	R	Michigan	Franklin, Tenn.	D3-'24
26	Asante Samuel Jr.	CB	5-10	180	24	R	Florida State	Fort Lauderdale, Fla.	D2-'21
27	J.K. Dobbins	RB	5-10	215	25	5	Ohio State	La Grange, Texas	UFA (Bal)-'24
28	Hassan Haskins	RB	6-2	228	24	3	Michigan	St. Louis, Mo.	W (Ten)-'23
29	Tarheeb Still	CB	6-1	196	22	R	Maryland	Sicklerville, N.J.	D5a-'24
30	Kimani Vidal	RB	5-8	215	23	R	Troy	Marietta, Ga.	D6-'24
32	Alohi Gilman	S	5-10	201	27	5	Notre Dame	Laie, Hawaii	D6-'20
33	Deane Leonard	DB	6-0	195	24	3	Mississippi	Calgary, Alberta, Canada	D7a-'22
36	Ja'Sir Taylor	DB	5-10	185	25	3	Wake Forest	Asbury Park, N.J.	D6b-'22
43	Troy Dye	LB	6-3	225	28	5	Oregon	Norco, Calif.	UFA (Min)-'24
44	Scott Matlock	FB/DL	6-4	296	24	2	Boise State	Homedale, Idaho	D6-'23
45	Tuli Tuipulotu	OLB	6-3	266	22	2	Southern California	Hawthorne, Calif.	D2-'23
47	Josh Harris	LS	6-1	224	35	13	Auburn	Carrollton, Ga.	UFA (Atl)-'22
48	Bud Dupree	OLB	6-4	269	31	10	Kentucky	Macon, Ga.	FA-'24
52	Khalil Mack	OLB	6-3	269	33	11	Buffalo	Fort Pierce, Fla.	T (Chi)-'22
56	Morgan Fox	DL	6-3	275	30	8	Colorado State-Pueblo	Fountain, Colo.	FA-'22
64	Brenden James	OL	6-5	300	25	4	Nebraska	Austin, Texas	D5-'21
68	Jamaree Salyer	OL	6-4	325	24	3	Georgia	Atlanta, Ga.	D6a-'22
70	Rashawn Slater	T	6-4	315	25	4	Northwestern	Sugar Land, Texas	D1-'21
71	Jordan McFadden	OL	6-2	303	24	2	Clemson	Spartanburg, S.C.	D5-'23
73	Foster Sarell	T	6-6	322	26	3	Stanford	Tacoma, Wash.	FA-'21
75	Bradley Bozeman	C	6-5	325	29	7	Alabama	Roanoke, Ala.	FA-'24
76	Joe Alt	T	6-8	322	21	R	Notre Dame	North Oaks, Minn.	D1-'24
77	Zion Johnson	G	6-3	316	24	3	Boston College	Bowie, Md.	D1-'22
79	Trey Pipkins III	G/T	6-6	307	28	6	Sioux Falls	Apple Valley, Minn.	D3-'19
81	Will Dissly	TE	6-4	265	28	7	Washington	Bozeman, Mont.	FA-'24
82	Brenden Rice	WR	6-3	210	22	R	Southern California	Chandler, Ariz.	D7a-'24
83	Eric Tomlinson	TE	6-6	265	32	8	UTEP	Oklahoma City, Okla.	FA-'24
84	Stone Smartt	TE	6-4	226	25	3	Old Dominion	Sacramento, Calif.	FA-'22
87	Simi Fehoko	WR	6-4	218	26	4	Stanford	Salt Lake City, Utah	PS (Pit)-'23
88	Hayden Hurst	TE	6-4	245	31	7	South Carolina	Jacksonville, Fla.	FA-'24
90	Tearl Tart	DL	6-2	315	27	5	Florida International	Philadelphia, Pa.	FA-'24
92	Justin Eboigbe	DL	6-5	292	23	R	Alabama	Forest Park, Ga.	D4-'24
93	Otito Ogbonnia	DL	6-4	320	24	3	UCLA	Houston, Texas	D5-'22
95	Poona Ford	DL	5-11	310	28	7	Texas	Hilton Head, S.C.	UFA (Buf)-'24
97	Joey Bosa	OLB	6-5	280	29	9	Ohio State	Fort Lauderdale, Fla.	D1-'16

RESERVE/INJURED

No.	Name	Pos.	Ht.	Wt.	Age	Exp.	College	Hometown	How Acq.
9	DJ Chark Jr.	WR	6-3	200	28	7	Louisiana State	Alexandria, La.	FA-'24
53	Chris Collins	OLB	6-5	255	24	R	Minnesota	Richmond, Va.	FA-'24
60	Bucky Williams	C/G	6-3	300	24	R	Appalachian State	Ringgold, Ga.	FA-'24
74	Tyler McLellan	T	6-8	355	25	R	Campbell	North Charleston, S.C.	FA-'24
94	Chris Rumph II	OLB	6-2	244	25	4	Duke	Gainesville, Fla.	D4-'21

RESERVE/INJURED; DESIGNATED FOR RETURN

No.	Name	Pos.	Ht.	Wt.	Age	Exp.	College	Hometown	How Acq.
31	Nick Niemann	LB	6-3	234	26	4	Iowa	Sycamore, Ill.	D6a-'21

PRACTICE SQUAD

No.	Name	Pos.	Ht.	Wt.	Age	Exp.	College	Hometown	How Acq.
23	Tony Jefferson	S	5-11	212	32	10	Oklahoma	Chula Vista, Calif.	FA-'24
34	Jaret Patterson	RB	5-8	195	24	2	Buffalo	Glendale, Md.	FA-'23
35	Dicaprio Bootle	CB	5-10	180	27	2	Nebraska	Miami, Fla.	FA-'24
37	Shaun Wade	CB	6-1	195	26	4	Ohio State	Jacksonville, Fla.	FA-'24
39	Jaylen Johnson	WR	6-2	194	24	R	East Carolina	Duluth, Ga.	FA-'24
42	Tucker Fisk	TE	6-4	285	25	2	Stanford	Davis, Calif.	FA-'24
51	Jeremiah Jean-Baptiste	LB	6-2	230	23	R	Mississippi	Florida City, Fla.	FA-'24
54	Blake Lynch	LB	6-3	225	27	4	Baylor	Gilmer, Texas	FA-'24
57	Tre'Mon Morris-Brash	OLB	6-2	245	23	R	Central Florida	Richmond, Va.	FA-'24
58	Shaquille Quarterman	LB	6-0	234	26	5	Miami	Orange Park, Fla.	FA-'24
61	Karsen Barnhart	G	6-5	316	23	R	Michigan	Paw Paw, Mich.	FA-'24
62	Sam Mustipher	C	6-3	306	29	5	Notre Dame	Owings Mills, Md.	FA-'24
65	Alex Leatherwood	T	6-5	312	25	3	Alabama	Pensacola, Fla.	FA-'24
69	CJ Okoye	DL	6-6	315	22	1	-	Abuja, Nigeria	FA (IPP)-'23
86	Dez Fitzpatrick	WR	6-2	208	26	2	Louisville	Farmington Hills, Mich.	FA-'24
89	Jalen Reagor	WR	5-11	197	25	4	TCU	Waxahachie, Texas	FA-'24
91	Christopher Hinton	DL	6-4	310	24	2	Michigan	Johns Creek, Ga.	FA-'22

2024 LOS ANGELES CHARGERS ALPHABETICAL ROSTER

ACTIVE ROSTER

No.	Name	Pos.	Ht.	Wt.	DOB	Exp.	College	Hometown	How Acq.
76	Alt, Joe	T	6-8	322	2/28/03	R	Notre Dame	North Oaks, Minn.	D1-'24
97	Bosa, Joey	OLB	6-5	280	7/11/95	9	Ohio State	Fort Lauderdale, Fla.	D1-'16
75	Bozeman, Bradley	C	6-5	325	11/24/94	7	Alabama	Roanoke, Ala.	FA-'24
25	Colson, Junior	LB	6-3	247	12/6/02	R	Michigan	Franklin, Tenn.	D3-'24
12	Davis, Derius	WR	5-8	165	9/11/00	2	TCU	St. Francisville, La.	D4-'23
11	Dicker, Cameron	K	6-1	216	5/6/00	3	Texas	Austin, Texas	FA-'22
81	Dissly, Will	TE	6-4	265	7/8/96	7	Washington	Bozeman, Mont.	FA-'24
27	Dobbins, J.K.	RB	5-10	215	12/17/98	5	Ohio State	La Grange, Texas	UFA (Bal)-'24
48	Dupree, Bud	OLB	6-4	269	2/12/93	10	Kentucky	Macon, Ga.	FA-'24
43	Dye, Troy	LB	6-3	225	9/18/96	5	Oregon	Norco, Calif.	UFA (Min)-'24
92	Eboigbe, Justin	DL	6-5	292	4/9/01	R	Michigan	Forest Park, Ga.	D4-'24
4	Edwards, Gus	RB	6-1	238	4/13/95	7	Rutgers	Staten Island, N.Y.	UFA (Bal)-'24
87	Fehoko, Simi	WR	6-4	218	11/5/97	4	Stanford	Salt Lake City, Utah	PS (Pit)-'23
24	Finley, AJ	S	6-0	188	9/14/01	2	Mississippi	Mobile, Ala.	FA-'23
95	Ford, Poona	DL	5-11	310	11/19/95	7	Texas	Hilton Head, S.C.	UFA (Buf)-'24
56	Fox, Morgan	DL	6-3	275	9/12/94	8	Colorado State-Pueblo	Fountain, Colo.	FA-'22
7	Fulton, Kristian	CB	5-11	197	9/3/98	5	Louisiana State	New Orleans, La.	UFA (Ten)-'24
32	Gilman, Alohi	S	5-10	201	9/17/97	5	Notre Dame	Laie, Hawaii	D6-'20
47	Harris, Josh	LS	6-1	224	4/27/89	13	Auburn	Carrollton, Ga.	UFA (Atl)-'22
20	Hart, Cam	CB	6-2	207	12/5/00	R	Notre Dame	Baltimore, Md.	D5b-'24
28	Haskins, Hassan	RB	6-2	228	11/26/99	3	Michigan	St. Louis, Mo.	W (Ten)-'24
8	Heinicke, Taylor	QB	6-1	210	3/15/93	7	Old Dominion	Atlanta, Ga.	T (Atl)-'24
0	Henley, Daiyan	LB	6-0	225	11/18/99	2	Washington State	Los Angeles, Calif.	D3-'23
10	Herbert, Justin	QB	6-6	236	3/10/98	5	Oregon	Eugene, Ore.	D1a-'20
88	Hurst, Hayden	TE	6-4	245	8/24/93	7	South Carolina	Jacksonville, Fla.	FA-'24
64	James, Brenden	OL	6-5	300	5/28/99	4	Nebraska	Austin, Texas	D5-'21
3	James Jr., Derwin	S	6-2	215	8/3/96	7	Florida State	Haines City, Fla.	D1-'18
77	Johnson, Zion	G	6-3	316	11/18/99	3	Boston College	Bowie, Md.	D1-'22
1	Johnston, Quentin	WR	6-2	208	9/6/01	2	TCU	Temple, Texas	D1-'23
33	Leonard, Deane	DB	6-0	195	11/20/99	3	Mississippi	Calgary, Alberta, Canada	D7a-'22
52	Mack, Khalil	OLB	6-3	269	2/22/91	11	Buffalo	Fort Pierce, Fla.	T (Chi)-'22
44	Matlock, Scott	FB/DL	6-4	296	6/28/00	2	Boise State	Homedale, Idaho	D6-'23
15	McConkey, Ladd	WR	6-0	185	11/11/01	R	Georgia	Chatsworth, Ga.	D2-'24
71	McFadden, Jordan	OL	6-2	303	11/16/99	2	Spartanburg, S.C.	Spartanburg, S.C.	D5-'23
22	Molden, Elijah	DB	5-10	192	1/30/99	4	Washington	West Linn, Ore.	T (Ten)-'24
93	Ogbonnia, Otitio	DL	6-4	320	8/25/00	3	UCLA	Houston, Texas	D5-'22
5	Palmer, Joshua	WR	6-1	210	9/22/99	4	Tennessee	Brampton, Ontario, Canada	D3a-'21
6	Perryman, Denzel	LB	5-11	240	12/5/92	10	Miami	Coral Gables, Fla.	UFA (Hou)-'24
79	Pipkins III, Trey	G/T	6-6	307	9/5/96	6	Sioux Falls	Apple Valley, Minn.	D3-'19
82	Rice, Brenden	WR	6-3	210	3/18/02	R	Southern California	Chandler, Ariz.	D7a-'24
68	Salyer, Jamaree	OL	6-4	325	7/13/00	3	Georgia	Atlanta, Ga.	D6a-'22
26	Samuel Jr., Asante	CB	5-10	180	10/3/99	4	Florida State	Fort Lauderdale, Fla.	D2-'21
73	Sarell, Foster	T	6-6	322	8/28/98	3	Stanford	Tacoma, Wash.	FA-'21
16	Scott, JK	P	6-5	208	10/30/95	6	Alabama	Denver, Colo.	FA-'22
70	Slater, Rashawn	T	6-4	315	3/26/99	4	Northwestern	Sugar Land, Texas	D1-'21
84	Smartt, Stone	TE	6-4	226	10/4/98	3	Old Dominion	Sacramento, Calif.	FA-'22
2	Stick, Easton	QB	6-1	224	9/15/95	6	North Dakota State	Omaha, Neb.	D5-'19
29	Still, Tarheeb	CB	6-1	196	6/9/02	R	Maryland	Sicklerville, N.J.	D5a-'24
90	Tart, Teair	DL	6-2	315	2/28/97	5	Florida International	Philadelphia, Pa.	FA-'24
36	Taylor, Ja'Sir	DB	5-10	185	1/8/99	3	Wake Forest	Asbury Park, N.J.	D6b-'22
83	Tomlinson, Eric	TE	6-6	265	4/22/92	8	UTEP	Oklahoma City, Okla.	FA-'24
45	Tuipulotu, Tuli	OLB	6-3	266	9/3/02	2	Southern California	Hawthorne, Calif.	D2-'23
30	Vidal, Kimani	RB	5-8	215	8/28/01	R	Troy	Marietta, Ga.	D6-'24

RESERVE/INJURED

No.	Name	Pos.	Ht.	Wt.	DOB	Exp.	College	Hometown	How Acq.
9	Chark Jr., DJ	WR	6-3	200	9/23/96	7	Louisiana State	Alexandria, La.	FA-'24
53	Collins, Chris	OLB	6-5	255	12/14/99	R	Minnesota	Richmond, Va.	
74	McLellan, Tyler	T	6-8	355	7/21/99	R	Campbell	North Charleston, S.C.	
94	Rumph II, Chris	OLB	6-2	244	10/19/98	4	Duke	Gainesville, Fla.	
60	Williams, Bucky	C/G	6-3	300	3/20/00	R	Appalachian State	Ringgold, Ga.	

RESERVE/INJURED; DESIGNATED FOR RETURN

No.	Name	Pos.	Ht.	Wt.	DOB	Exp.	College	Hometown	How Acq.
31	Niemann, Nick	LB	6-3	234	12/2/97	4	Iowa	Sycamore, Ill.	D6a-'21

PRACTICE SQUAD

No.	Name	Pos.	Ht.	Wt.	DOB	Exp.	College	Hometown	How Acq.
61	Barnhart, Karsen	G	6-5	316	3/2/01	R	Michigan	Paw Paw, Mich.	FA-'24
35	Bootle, Dicaprio	CB	5-10	180	9/17/97	2	Nebraska	Miami, Fla.	FA-'24
42	Fisk, Tucker	TE	6-4	285	1/19/99	2	Stanford	Davis, Calif.	FA-'24
86	Fitzpatrick, Dez	WR	6-2	208	12/17/97	2	Louisville	Farmington Hills, Mich.	FA-'24
91	Hinton, Christopher	DL	6-4	310	9/14/00	2	Michigan	Johns Creek, Ga.	FA-'22
51	Jean-Baptiste, Jeremiah	LB	6-2	230	5/31/01	R	Mississippi	Florida City, Fla.	FA-'24
23	Jefferson, Tony	S	5-11	212	1/27/92	10	Oklahoma	Chula Vista, Calif.	FA-'24
39	Johnson, Jaylen	WR	6-2	194	5/26/00	R	East Carolina	Duluth, Ga.	FA-'24
65	Leatherwood, Alex	T	6-5	312	1/5/99	3	Alabama	Pensacola, Fla.	FA-'24
54	Lynch, Blake	LB	6-3	225	2/14/97	4	Baylor	Gilmer, Texas	FA-'24
57	Morris-Brash, Tre'Mon	OLB	6-2	245	9/29/00	R	Central Florida	Richmond, Va.	FA-'24
62	Mustipher, Sam	C	6-3	306	8/13/96	5	Notre Dame	Owings Mills, Md.	FA-'24
69	Okoye, CJ	DL	6-6	315	10/20/01	1	-	Abuja, Nigeria	FA (IPP)-'23
34	Patterson, Jaret	RB	5-8	195	12/23/99	2	Buffalo	Glendale, Md.	FA-'23
58	Quarterman, Shaquille	LB	6-0	234	10/28/97	5	Miami	Orange Park, Fla.	FA-'24
89	Reagor, Jalen	WR	5-11	197	1/1/99	4	TCU	Waxahachie, Texas	FA-'24
37	Wade, Shaun	CB	6-1	195	9/15/98	4	Ohio State	Jacksonville, Fla.	FA-'24

2024 LOS ANGELES CHARGERS POSITION ROSTER

QUARTERBACKS (3)

No.	Name	Pos.	Ht.	Wt.	Age	Exp.	College	Hometown	How Acq.
2	Easton Stick	QB	6-1	224	29	6	North Dakota State	Omaha, Neb.	D5-'19
8	Taylor Heinicke	QB	6-1	210	31	7	Old Dominion	Atlanta, Ga.	T (Atl)-'24
10	Justin Herbert	QB	6-6	236	26	5	Oregon	Eugene, Ore.	D1a-'20

RUNNING BACKS (5)

No.	Name	Pos.	Ht.	Wt.	Age	Exp.	College	Hometown	How Acq.
4	Gus Edwards	RB	6-1	238	29	7	Rutgers	Staten Island, N.Y.	UFA (Bal)-'24
27	J.K. Dobbins	RB	5-10	215	25	5	Ohio State	La Grange, Texas	UFA (Bal)-'24
28	Hassan Haskins	RB	6-2	228	24	3	Michigan	St. Louis, Mo.	W (Ten)-'23
30	Kimani Vidal	RB	5-8	215	23	R	Troy	Marietta, Ga.	D6-'24
44	Scott Matlock	FB/DL	6-4	296	24	2	Boise State	Homedale, Idaho	D6-'23

WIDE RECEIVERS (6)

No.	Name	Pos.	Ht.	Wt.	Age	Exp.	College	Hometown	How Acq.
1	Quentin Johnston	WR	6-2	208	23	2	TCU	Temple, Texas	D1-'23
5	Joshua Palmer	WR	6-1	210	25	4	Tennessee	Brampton, Ontario, Canada	D3a-'21
12	Derius Davis	WR	5-8	165	24	2	TCU	St. Francisville, La.	D4-'23
15	Ladd McConkey	WR	6-0	185	22	R	Georgia	Chatsworth, Ga.	D2-'24
82	Brenden Rice	WR	6-3	210	22	R	Southern California	Chandler, Ariz.	D7a-'24
87	Simi Fehoko	WR	6-4	218	26	4	Stanford	Salt Lake City, Utah	PS (Pit)-'23

TIGHT ENDS (4)

No.	Name	Pos.	Ht.	Wt.	Age	Exp.	College	Hometown	How Acq.
81	Will Dissly	TE	6-4	265	28	7	Washington	Bozeman, Mont.	FA-'24
83	Eric Tomlinson	TE	6-6	265	32	8	UTEP	Oklahoma City, Okla.	FA-'24
84	Stone Smartt	TE	6-4	226	25	3	Old Dominion	Sacramento, Calif.	FA-'22
88	Hayden Hurst	TE	6-4	245	31	7	South Carolina	Jacksonville, Fla.	FA-'24

OFFENSIVE LINEMEN (9)

No.	Name	Pos.	Ht.	Wt.	Age	Exp.	College	Hometown	How Acq.
64	Brenden Jaimes	OL	6-5	300	25	4	Nebraska	Austin, Texas	D5-'21
68	Jamaree Salyer	OL	6-4	325	24	3	Georgia	Atlanta, Ga.	D6a-'22
70	Rashawn Slater	T	6-4	315	25	4	Northwestern	Sugar Land, Texas	D1-'21
71	Jordan McFadden	OL	6-2	303	24	2	Clemson	Spartanburg, S.C.	D5-'23
73	Foster Sarell	T	6-6	322	26	3	Stanford	Tacoma, Wash.	FA-'21
75	Bradley Bozeman	C	6-5	325	29	7	Alabama	Roanoke, Ala.	FA-'24
76	Joe Alt	T	6-8	322	21	R	Notre Dame	North Oaks, Minn.	D1-'24
77	Zion Johnson	G	6-3	316	24	3	Boston College	Bowie, Md.	D1-'22
79	Trey Pipkins III	T	6-6	307	28	6	Sioux Falls	Apple Valley, Minn.	D3-'19

DEFENSIVE LINEMEN (6)

No.	Name	Pos.	Ht.	Wt.	Age	Exp.	College	Hometown	How Acq.
44	Scott Matlock	FB/DL	6-4	296	24	2	Boise State	Homedale, Idaho	D6-'23
56	Morgan Fox	DL	6-3	275	30	8	Colorado State-Pueblo	Fountain, Colo.	FA-'22
90	Teari Tart	DL	6-2	315	27	5	Florida International	Philadelphia, Pa.	FA-'24
92	Justin Eboigbe	DL	6-5	292	23	R	Alabama	Forest Park, Ga.	D4-'24
93	Otito Ogbornia	DL	6-4	320	24	3	UCLA	Houston, Texas	D5-'22
95	Poona Ford	DL	5-11	310	28	7	Texas	Hilton Head, S.C.	UFA (Buf)-'24

LINEBACKERS (4)

No.	Name	Pos.	Ht.	Wt.	Age	Exp.	College	Hometown	How Acq.
0	Daiyan Henley	LB	6-0	225	24	2	Washington State	Los Angeles, Calif.	D3-'23
6	Denzel Perryman	LB	5-11	240	31	10	Miami	Coral Gables, Fla.	UFA (Hou)-'24
25	Junior Colson	LB	6-3	247	21	R	Michigan	Franklin, Tenn.	D3-'24
43	Troy Dye	LB	6-3	225	28	5	Oregon	Norco, Calif.	UFA (Min)-'24

OUTSIDE LINEBACKERS (4)

No.	Name	Pos.	Ht.	Wt.	Age	Exp.	College	Hometown	How Acq.
45	Tuli Tuipulotu	OLB	6-3	266	22	2	Southern California	Hawthorne, Calif.	D2-'23
48	Bud Dupree	OLB	6-4	269	31	10	Kentucky	Macon, Ga.	FA-'24
52	Khalil Mack	OLB	6-3	269	33	11	Buffalo	Fort Pierce, Fla.	T (Chi)-'22
97	Joey Bosa	OLB	6-5	280	29	9	Ohio State	Fort Lauderdale, Fla.	D1-'16

DEFENSIVE BACKS (10)

No.	Name	Pos.	Ht.	Wt.	Age	Exp.	College	Hometown	How Acq.
3	Derwin James Jr.	S	6-2	215	28	7	Florida State	Haines City, Fla.	D1-'18
7	Kristian Fulton	CB	5-11	197	26	5	Louisiana State	New Orleans, La.	UFA (Ten)-'24
20	Cam Hart	CB	6-2	207	23	R	Notre Dame	Baltimore, Md.	D5b-'24
22	Elijah Molden	DB	5-10	192	24	4	Washington	West Linn, Ore.	T (Ten)-'24
24	A.J. Finley	S	6-0	188	23	2	Mississippi	Mobile, Ala.	FA-'23
26	Asante Samuel Jr.	CB	5-10	180	24	4	Florida State	Fort Lauderdale, Fla.	D2-'21
29	Tarheeb Still	CB	6-1	196	22	R	Maryland	Sicklerville, N.J.	D5a-'24
32	Alohi Gilman	S	5-10	201	27	5	Notre Dame	Laie, Hawaii	D6-'20
33	Deane Leonard	DB	6-0	195	24	3	Mississippi	Calgary, Alberta, Canada	D7a-'22
36	Ja'Sir Taylor	DB	5-10	185	25	3	Wake Forest	Asbury Park, N.J.	D6b-'22

SPECIALISTS (3)

No.	Name	Pos.	Ht.	Wt.	Age	Exp.	College	Hometown	How Acq.
11	Cameron Dicker	K	6-1	216	24	3	Texas	Austin, Texas	FA-'22
16	JK Scott	P	6-5	208	28	6	Alabama	Denver, Colo.	FA-'22
47	Josh Harris	LS	6-1	224	35	13	Auburn	Carrollton, Ga.	UFA (Atl)-'22

*FB/DL Scott Matlock is listed both as a running back and defensive lineman

HOW THE 2024 CHARGERS WERE BUILT

YEAR	NFL DRAFT	FREE AGENCY	TRADE/WAIVERS
2016	OLB Joey Bosa (1)		
2017			
2018	S Derwin James Jr. (1)		
2019	T Trey Pipkins III (3) QB Easton Stick (5)		
2020	S Alohi Gilman (6) QB Justin Herbert (1a)		
2021	OL Brenden Jaimes (5) WR Joshua Palmer (3a) CB Asante Samuel Jr. (2) T Rashawn Slater (1)	T Foster Sarell	
2022	G Zion Johnson (1) DB Deane Leonard (7a) DL Otito Ogbornia (5) OL Jamaree Salyer (6a) DB Ja'Sir Taylor (6b)	K Cameron Dicker DL Morgan Fox LS Josh Harris (UFA-Atl) P JK Scott TE Stone Smartt (UDFA)	OLB Khalil Mack (T-Chi)
2023	WR Derius Davis (4) LB Daiyan Henley (3) WR Quentin Johnston (1) FB/DL Scott Matlock (6) OL Jordan McFadden (5) OLB Tuli Tuipulotu (2)	WR Simi Fehoko (PS-Pit) S AJ Finley (UDFA)	
2024	T Joe Alt (1) LB Junior Colson (3) DL Justin Eboigbe (4) CB Cam Hart (5b) WR Ladd McConkey (2) WR Brenden Rice (7a) CB Tarheeb Still (5a) Kimani Vidal (6)	C Bradley Bozeman TE Will Dissly RB J.K. Dobbins (UFA-Bal) OLB Bud Dupree LB Troy Dye (UFA-Min) RB Gus Edwards (UFA-Bal) DL Poona Ford (UFA-Buf) CB Kristian Fulton (UFA-Ten) TE Hayden Hurst LB Denzel Perryman (UFA-Hou) DL Teair Tart TE Eric Tomlinson	RB Hassan Haskins (W-Ten) QB Taylor Heinicke (T-Atl) DB Elijah Molden (T-Ten)

2024 LOS ANGELES CHARGERS COACHES

Head Coach	Jim Harbaugh	Defensive Assistant	Mike Hiestand
Special Teams Coordinator	Ryan Ficken	Wide Receivers	Sanjay Lal
Defensive Coordinator	Jesse Minter	Running Backs	Kiel McDonald
Offensive Coordinator	Greg Roman	Senior Defensive Analyst	Rick Minter
Run Game Coordinator/Tight Ends	Andy Bischoff	Defensive Quality Control	Robert Muschamp
Linebackers	NaVorro Bowman	Safeties	Chris O'Leary
Passing Game Coordinator	Marcus Brady	Defensive Assistant	Dylan Roney
Offensive Quality Control/Wide Receivers	Jeff Carpenter	Offensive Assistant	Phil Serchia
Defensive Backs	Steve Clinkscale	Senior Offensive Assistant	Marc Trestman
Quarterbacks	Shane Day	Assistant Defensive Line	Will Tukuafu
Offensive Line	Mike Devlin	Executive Director of Player Performance	Ben Herbert
Defensive Line	Mike Elston	Head Strength & Conditioning	Jonathan Brooks
Offensive Assistant/Quarterbacks	Jonathan Goodwin	Head Strength & Conditioning	Devin Woodhouse
Assistant Special Teams	Chris Gould	Director of Performance Analytics	Ben Rabe
Assistant Offensive Line	Nick Hardwick	Performance Analyst	Lincoln DeWolf

2024 LOS ANGELES CHARGERS DEPTH CHART

Depth Chart is unofficial and compiled by Chargers Communications

OFFENSE

WR	5	Joshua Palmer	<u>15</u>	<u>Ladd McConkey</u>	87	Simi Fehoko	
LT	70	Rashawn Slater	73	Foster Sarell			
LG	77	Zion Johnson	71	Jordan McFadden			
C	75	Bradley Bozeman	64	Brenden Jaimes			
RG	79	Trey Pipkins III	68	Jamaree Salyer			
RT	<u>76</u>	<u>Joe Alt</u>	73	Foster Sarell			
TE	88	Hayden Hurst	—OR—	81	Will Dissly	84	Stone Smartt
						83	Eric Tomlinson
WR	1	Quentin Johnston	12	Derius Davis		<u>82</u>	<u>Brenden Rice</u>
QB	10	Justin Herbert	2	Easton Stick	—OR—	8	Taylor Heinicke
FB	44	Scott Matlock					
RB	27	J.K. Dobbins	—OR—	4	Gus Edwards	<u>30</u>	<u>Kimani Vidal</u>
						28	Hassan Haskins

DEFENSE

EDGE	52	Khalil Mack	48	Bud Dupree		
DL	56	Morgan Fox	44	Scott Matlock		
DL	95	Poona Ford	90	Teair Tart		
DL	93	Otito Ogbonnia	<u>92</u>	<u>Justin Eboigbe</u>		
EDGE	97	Joey Bosa	45	Tuli Tuipulotu		
LB	6	Denzel Perryman	43	Troy Dye		
LB	0	Daiyan Henley	<u>25</u>	<u>Junior Colson</u>		
CB	26	Asante Samuel Jr.	36	Ja'Sir Taylor	<u>20</u>	<u>Cam Hart</u>
S	3	Derwin James Jr.	24	AJ Finley		
S	32	Alohi Gilman	22	Elijah Molden		
CB	7	Kristian Fulton	33	Deane Leonard	<u>29</u>	<u>Tarheeb Still</u>

SPECIALISTS

K	11	Cameron Dicker		
P	16	JK Scott		
KO	11	Cameron Dicker		
H	16	JK Scott		
LS	47	Josh Harris		
KR	12	Derius Davis	<u>15</u>	<u>Ladd McConkey</u>
PR	12	Derius Davis	<u>15</u>	<u>Ladd McConkey</u>

NOTE: Rookies are underlined

2024 LOS ANGELES CHARGERS PRONUNCIATION GUIDE

Justin EBOIGBE ee-BOYG-bee	Sam MUSTIPHER MUST-iff-err	JA'SIR Taylor JAH-sear
SIMI FEHOKO SIM-ee fuh-HO-ko	Nick NIEMANN KNEE-min	TULI TUIPULOTU
ALOHI Gilman uh-LOW-hee	OTITO OGBONNIA oh-TEET-oh oh-BONE-yuh TOO-lee TOO-ee-poo-LOW-too
DAIYAN Henley DAY-on	Jamaree SALYER SAL-yur	Kimani VIDAL VIE-dell
Brenden JAIMES HIGH-miss	Foster SARELL SUH-rell	
ZION Johnson ZEYE-uhn	RASHAWN Slater ruh-SHAWN	
TRE'MON Morris-Brash TRAY-mon	TEAIR Tart TEE-air	

2024 TRANSACTIONS BY DATE

Jan. 9	Signed OLB Brevin Allen, DL Jerrod Clark, RB Elijah Dotson, QB Max Duggan, WR Simi Fehoko, CB Matt Hankins, C Brent Laing, DL CJ Okoye and CB Chris Wilcox to Reserve/Future contracts.	Aug. 12	Signed WR Isaiah Wooden. Waived QB Casey Bauman and WR Praise Olatoke.	Sept. 3	Signed WR Dez Fitzpatrick and CB Shaun Wade to practice squad. Released OLB Andrew Farmer II and WR Cornelius Johnson from practice squad.
Jan. 10	Signed RB Jaret Patterson to Reserve/Future contract.	Aug. 13	Signed OLB Savion Jackson and LB Shaq Quarterman. Waived CB Chris Wilcox. Waived/Injured FB/TE Ben Mason.	Sept. 7	Signed TE Eric Tomlinson to active roster. Placed WR DJ Chark Jr., on Reserve/Injured. Activated LB Shaquille Quarterman (standard elevation) from practice squad. Released CB Matt Hankins from practice squad with injury settlement.
Jan. 11	Signed DL Christopher Hinton to Reserve/Future contract.	Aug. 14	Signed TE Tucker Fisk.	Sept. 9	Reverted LB Shaquille Quarterman to practice squad. Signed CB Nehemiah Shelton to practice squad.
March 5	Extended exclusive rights tenders to K Cameron Dicker and T Foster Sarell. Released LB Eric Kendricks.	Aug. 16	Signed DL Tear Tart. Waived S Jalyn Phillips.	Sept. 11	Signed CB Dicaprio Bootle to practice squad.
March 8	Re-signed T Foster Sarell.	Aug. 19	Signed LB Frank Ginda and S Jalyn Phillips. Waived QB Max Duggan and WR Leon Johnson.	Sept. 14	Activated S Tony Jefferson (standard elevation) and LB Shaquille Quarterman (standard elevation) from practice squad.
March 12	Waived T Andrew Trainer and CB Amechi Uzodinma.	Aug. 22	Signed TE Isaac Rex. Waived DL Micheal Mason.	Sept. 16	Reverted S Tony Jefferson and LB Shaquille Quarterman to practice squad.
March 13	Re-signed S Alohi Gilman. Signed TE Will Dissly. Released WR Mike Williams.	Aug. 27	Placed LB Nick Niemann on Reserve/Injured; Designated for Return. Placed OLB Chris Collins, T Tyler McLellan, OLB Chris Rumph II and C/G Bucky Williams on Reserve/Injured. Released TE Donald Parham Jr., and LB Shaq Quarterman. Waived G Karsen Barnhart, TE Luke Benson, DL Jerrod Clark, S Akeem Dent, RB Elijah Dotson, OLB Andrew Farmer II, TE Tucker Fisk, WR Jaelen Gill, LB Frank Ginda, CB Matt Hankins, S Thomas Harper, TE Zach Heins, DL Christopher Hinton, OLB Savion Jackson, LB Jeremiah Jean-Baptiste, WR Cornelius Johnson, WR Jaylen Johnson, CB Robert Kennedy, C Brent Laing, T Alex Leatherwood, LB Shane Lee, OLB Tre'Mon Morris-Brash, DL CJ Okoye, G Willis Patrick, QB Luis Perez, S Jalyn Phillips, TE Isaac Rex, OLB Ty Shelby, RB Isaiah Spiller, CB Zamari Walton and WR Isaiah Wooden.	Sept. 21	Activated LB Shaquille Quarterman (standard elevation) from practice squad.
March 15	Traded WR Keenan Allen to Chicago for 2024 fourth-round selection.	Aug. 28	Claimed RB Hassan Haskins off waivers. Waived S JT Woods. Signed G Karsen Barnhart, TE Luke Benson, OLB Andrew Farmer II, TE Tucker Fisk, CB Matt Hankins, DL Christopher Hinton, LB Jeremiah Jean-Baptiste, WR Cornelius Johnson, WR Jaylen Johnson, CB Robert Kennedy, T Alex Leatherwood, OLB Tre'Mon Morris-Brash, C Sam Mustipher, DL CJ Okoye, LB Shaq Quarterman and RB Isaiah Spiller to practice squad.	Sept. 23	Reverted LB Shaquille Quarterman to practice squad.
March 16	Re-signed QB Easton Stick. Signed RB Gus Edwards, DL Poona Ford and TE Hayden Hurst.	Aug. 29	Traded 2026 seventh-round selection to Tennessee for DB Elijah Molden. Traded conditional 2025 seventh-round selection (from Minnesota) to Atlanta for QB Taylor Heinicke. Released S Tony Jefferson. Waived RB Jaret Patterson. Signed TE Eric Tomlinson to practice squad. Released CB Robert Kennedy from practice squad.	Sept. 24	Signed LB Blake Lynch and WR Jalen Reagar to practice squad. Released TE Luke Benson and CB Nehemiah Shelton from practice squad.
March 18	Signed C Bradley Bozeman and LB Troy Dye.	Aug. 30	Signed K Cameron Dicker to contract extension. Signed S Tony Jefferson to practice squad.		
March 19	Signed LB Denzel Perryman.	Sept. 2	Signed RB Jaret Patterson to practice squad. Released RB Isaiah Spiller from practice squad.		
March 28	Signed CB Kristian Fulton.				
April 2	Signed FB/TE Ben Mason. Re-signed K Cameron Dicker.				
April 18	Signed RB J.K. Dobbins.				
May 6	Signed WR DJ Chark.				
May 10	Signed G Karsen Barnhart, QB Casey Bauman, TE Luke Benson, LB Junior Colson, S Akeem Dent, WR Jaelen Gill, S Thomas Harper, CB Cam Hart, TE Zach Heins, OLB Savion Jackson, LB Jeremiah Jean-Baptiste, WR Cornelius Johnson, WR Jaylen Johnson, WR Leon Johnson, CB Robert Kennedy, LB Shane Lee, DL Micheal Mason, T Tyler McLellan, OLB Tre'Mon Morris-Brash, G Willis Patrick, S Jalyn Phillips, WR Brenden Rice, T Tyler Smith, CB Tarheeb Still, RB Kimani Vidal, CB Zamari Walton and C/G Bucky Williams.				
May 13	Signed OLB Bud Dupree.				
May 14	Signed OLB Chris Collins. Waived OLB Brevin Allen.				
May 16	Signed DL Justin Eboigbe.				
May 23	Waived T Tyler Smith.				
May 29	Signed T Alex Leatherwood.				
June 5	Released C Corey Linsley.				
June 14	Signed S Tony Jefferson and WR Praise Olatoke.				
June 20	Signed WR Ladd McConkey.				
July 17	Declared Non-Football Illness for LB Junior Colson.				
July 30	Remove LB Junior Colson from Active/Non-Football Illness.				
Aug. 6	Waived OLB Savion Jackson.				
Aug. 7	Signed QB Luis Perez.				

2024 TRANSACTIONS BY PLAYER

Allen, Brevin — OLB

Jan. 9 Signed to Reserve/Future contract
May 14 Waived

Allen, Keenan — WR

March 15 Traded to Chicago

Alt, Joe — T

June 11 Signed

Barnhart, Karsen — G

May 10 Signed
Aug. 27 Waived
Aug. 28 Signed to practice squad

Bauman, Casey — QB

May 10 Signed
Aug. 12 Waived

Benson, Luke — TE

May 10 Signed
Aug. 27 Waived
Aug. 28 Signed to practice squad
Sept. 24 Released from practice squad

Bootle, Dicaprio — CB

Sept. 11 Signed to practice squad

Bozeman, Bradley — C

March 18 Signed

Chark Jr., DJ — WR

May 16 Signed
Sept. 7 Placed on Reserve/Injured

Clark, Jerrod — DL

Jan. 9 Signed to Reserve/Future contract
Aug. 27 Waived

Collins, Chris — OLB

May 14 Signed
Aug. 27 Placed on Reserve/Injured

Colson, Junior — LB

May 10 Signed
July 17 Declared Non-Football Illness
July 30 Passed Physical

Dent, Akeem — S

May 10 Signed
Aug. 27 Waived

Dicker, Cameron — K

March 5 Extended exclusive rights tender
April 2 Re-signed
Aug. 30 Signed contract extension

Dobbins, J.K. — RB

April 18 Signed

Dotson, Elijah — RB

Jan. 9 Signed to Reserve/Future contract
Aug. 27 Waived

Duggan, Max — QB

Jan. 9 Signed to Reserve/Future contract
Aug. 19 Waived

Dupree, Bud — OLB

May 13 Signed

Dye, Troy — LB

March 18 Signed

Eboigbe, Justin — DL

May 16 Signed

Edwards, Gus — RB

March 16 Signed

Farmer II, Andrew — OLB

Aug. 27 Waived
Aug. 28 Signed to practice squad
Sept. 3 Released from practice squad

Fehoko, Simi — WR

Jan. 9 Signed to Reserve/Future contract

Fisk, Tucker — TE

Aug. 14 Signed
Aug. 27 Waived
Aug. 28 Signed to practice squad

Fitzpatrick, Dez — WR

Sept. 3 Signed to practice squad

Ford, Poona — DL

March 16 Signed

Fulton, Kristian — CB

April 2 Signed

Gill, Jaelen — WR

May 10 Signed
Aug. 27 Waived

Gilman, Alohi — S

March 13 Re-signed

Ginda, Frank — LB

Aug. 19 Signed
Aug. 27 Waived

Hankins, Matt — CB

Jan. 9 Signed to Reserve/Future contract
Aug. 27 Waived
Aug. 28 Signed to practice squad

Harper, Thomas — S

May 10 Signed
Aug. 27 Waived

Hart, Cam — CB

May 10 Signed

Haskins, Hassan — RB

Aug. 28 Claimed off Waivers

Heinicke, Taylor — QB

Aug. 29 Traded for from Atlanta

Heins, Zach — TE

May 10 Signed
Aug. 27 Waived

Hinton, Christopher — DL

Jan. 11 Signed to Reserve/Future contract
Aug. 27 Waived
Aug. 28 Signed to practice squad

Hurst, Hayden — TE

March 16 Signed

Jackson, Savion — OLB

May 10 Signed
Aug. 6 Waived
Aug. 13 Signed
Aug. 27 Waived

Jean-Baptiste, Jeremiah — LB

May 10 Signed
Aug. 27 Waived
Aug. 28 Signed to practice squad

Jefferson, Tony — S

June 14 Signed
Aug. 29 Released
Aug. 30 Signed to practice squad
Sept. 14 Activated from practice squad (standard elevation)
Sept. 16 Reverted to practice squad

Johnson, Cornelius — WR

May 10 Signed
Aug. 27 Waived
Aug. 28 Signed to practice squad
Sept. 3 Released from practice squad

Johnson, Jaylen — WR

May 10 Signed
Aug. 27 Waived
Aug. 28 Signed to practice squad

Johnson, Leon — WR

May 10 Signed
Aug. 19 Waived

Kendricks, Eric — LB

March 5 Released

Kennedy, Robert — CB

May 10 Signed
Aug. 27 Waived
Aug. 28 Signed to practice squad
Aug. 29 Released from practice squad

Laing, Brent — C

Jan. 9 Signed to Reserve/Future contract
Aug. 27 Waived

Leatherwood, Alex — T

May 29 Signed
Aug. 27 Waived
Aug. 28 Signed to practice squad

Lee, Shane — LB

May 10 Signed
Aug. 27 Waived

Linsley, Corey — C

June 5 Released

Lynch, Blake — LB

Sept. 24 Signed to practice squad

Mason, Ben — FB/TE

April 2 Signed
Aug. 13 Waived/Injured

Mason, Micheal — DL

May 10 Signed
Aug. 22 Waived

McConkey, Ladd — WR

June 20 Signed

McLellan, Tyler — T

May 10 Signed
Aug. 27 Placed on Reserve/Injured

Molden, Elijah — DB

Aug. 29 Traded for from Tennessee

Morris-Brash, Tre'Mon — OLB

May 10 Signed
Aug. 27 Waived
Aug. 28 Signed to practice squad

Mustipher, Sam — C

Aug. 28 Signed to practice squad

Niemann, Nick — LB

Aug. 27 Placed on Reserve/Injured and Designated for return from Reserve/Injured

Okoye, CJ — DL

Jan. 9 Signed to Reserve/Future contract
Aug. 27 Waived
Aug. 28 Signed to practice squad

Olatoke, Praise — WR

June 14 Signed
Aug. 12 Waived

Parham Jr., Donald — TE

Aug. 27 Released

Patrick, Willis — G

May 10 Signed
Aug. 27 Waived

Patterson, Jaret — RB

Jan. 10 Signed to Reserve/Future contract
Aug. 29 Waived
Sept. 2 Signed to practice squad

2024 TRANSACTIONS BY PLAYER

Perez, Luis — QB

Aug. 7 Signed
Aug. 27 Waived

Perryman, Denzel — LB

March 19 Signed

Phillips, Jalyn — S

May 10 Signed
Aug. 16 Waived
Aug. 19 Signed
Aug. 27 Waived

Quarterman, Shaquille — LB

Aug. 13 Signed
Aug. 27 Waived
Aug. 28 Signed to practice squad
Sept. 7 Activated from practice squad (standard elevation)
Sept. 9 Reverted to practice squad
Sept. 14 Activated from practice squad (standard elevation)
Sept. 16 Reverted to practice squad
Sept. 21 Activated from practice squad (standard elevation)
Sept. 23 Reverted to practice squad

Reagor, Jalen — WR

Sept. 24 Signed to practice squad

Rex, Isaac — TE

Aug. 22 Signed
Aug. 27 Waived

Rice, Brenden — WR

May 10 Signed

Rumph II, Chris — OLB

Aug. 27 Placed on Reserve/Injured

Sarell, Foster — T

March 5 Extended exclusive rights tender
March 8 Re-signed

Shelby, Ty — OLB

Aug. 27 Waived

Shelton, Nehemiah — CB

Sept. 9 Signed to practice squad
Sept. 24 Released from practice squad

Smith, Tyler — T

May 10 Signed
May 23 Waived

Spiller, Isaiah — RB

Aug. 27 Waived
Aug. 28 Signed to practice squad
Sept. 2 Released from practice squad

Stick, Easton — QB

March 16 Signed

Still, Tarheeb — CB

May 10 Signed

Tart, Teair — DL

Aug. 16 Signed

Tomlinson, Eric — TE

Aug. 29 Signed to practice squad
Sept. 7 Signed to active roster

Trainer, Andrew — T

March 12 Waived

Uzodinma, Amechi — CB

March 12 Waived

Vidal, Kimani — RB

May 10 Signed

Wade, Shaun — CB

Sept. 3 Signed to practice squad

Walton, Zamari — CB

May 10 Signed
Aug. 27 Waived

Wilcox, Chris — CB

Jan. 9 Signed to Reserve/Future contract
Aug. 13 Waived

Williams, Bucky — C/G

May 10 Signed
Aug. 27 Placed on Reserve/Injured

Williams, Mike — WR

March 13 Released

Wooden, Isaiah — WR

Aug. 12 Signed
Aug. 27 Waived

Woods, JT — S


Aug. 28 Waived

MEDIA INFORMATION



SoFi Stadium

SEATING MAP



CHARGERS.COM

GAME-DAY MEDIA PARKING: Media attending Chargers home games have been assigned reserved areas to park at SoFi Stadium. All parking will be distributed electronically. As a reminder, parking is limited and is being provided as a courtesy.

MEDIA ENTRANCE: All credentialed media must enter through southeast media gate between entries 10 & 11 near Media Will Call and are subject to search procedures. Please be prepared to open all cases and bags for inspection by SoFi Stadium security personnel. All items will be inspected and tagged for security purposes. Please make sure bags are identifiable and limit carry-in items to only what is necessary. Please remove any security tags from prior games.

PRESS WILL CALL
Press Will Call is located at the southeast media gate between entries 10 & 11.

PRESS BOX
Media can access the press box by entering SoFi Stadium through the southeast media gate. Once on the concourse, turn left and walk along the concourse around the South end zone until reaching elevators in the southwest corner of the stadium. Take the elevators up to level 7 to access the press box.

CHARGERS MEDIA SITE
[Chargers.com/media](https://chargers.com/media) is available to assist media with coverage leading up to each game of the 2024 season. The media site contains digital copies of all press materials. Credential requests on the site must be submitted by the sports director, sports editor or photo editor to be considered.

CHARGERS GAME RELEASE
Stats and notes in Los Angeles Chargers Game Releases are found utilizing a variety of sources, including STATS LLC, Sportradar, Stathead and the Elias Sports Bureau.

LOS ANGELES CHARGERS COMMUNICATIONS CONTACTS

NAME	TITLE	EMAIL
Josh Rupprecht	Senior Vice President, Communications & Brand Messaging	Josh.Rupprecht@Chargers.NFL.com
Jennifer Rojas	Vice President, Marketing Communications & Alumni Affairs	Jennifer.Rojas@Chargers.NFL.com
Lauren Georgeson	Senior Manager, Corporate Marketing & Communications	Lauren.Georgeson@Chargers.NFL.com
Brock Anderson	Senior Manager, Football Communications	Brock.Anderson@Chargers.NFL.com
Leonie Strehl	Senior Coordinator, Marketing Communications & Alumni Affairs	Leonie.Strehl@Chargers.NFL.com
Ricky Martinez	Coordinator, Football Communications	Ricky.Martinez@Chargers.NFL.com

***SUPPLEMENTAL
STATS***

ALL-TIME SERIES HISTORY

Franchise	REGULAR SEASON						POSTSEASON					PRESEASON		
	W	L	T	Pct.	PF	PA	W	L	Pct.	PF	PA	W	L	T
Arizona Cardinals ¹	11	4	0	.733	392	301	0	0	—			14	11	0
Atlanta Falcons	4	8	0	.333	170	247	0	0	—			4	2	0
Baltimore Ravens	5	9	0	.357	252	307	1	0	1.000	23	17	0	0	0
Buffalo Bills	24	12	2	.667	938	660	1	2	.333	27	57	0	1	0
Carolina Panthers	2	6	0	.250	135	171	0	0	—			0	0	0
Chicago Bears	7	7	0	.500	279	233	0	0	—			4	3	0
Cincinnati Bengals	22	14	0	.611	871	778	1	1	.500	34	37	0	0	0
Cleveland Browns ²	19	9	1	.672	727	582	0	0	—			1	0	1
Dallas Cowboys	5	8	0	.385	295	296	0	0	—			9	8	0
Denver Broncos	55	72	1	.433	2,732	2,721	0	1	.000	17	24	5	2	0
Detroit Lions	7	6	0	.538	292	304	0	0	—			0	1	0
Green Bay Packers	2	11	0	.154	232	376	0	0	—			2	1	1
Houston Texans	6	3	0	.667	247	192	0	0	—			1	0	0
Indianapolis Colts ³	18	10	0	.643	666	476	2	1	.667	71	76	2	2	0
Jacksonville Jaguars	9	4	0	.692	385	255	0	0	—			0	0	0
Kansas City Chiefs ⁴	57	69	1	.452	2,597	2,844	1	0	1.000	17	0	5	2	0
Las Vegas Raiders ⁵	59	68	2	.465	2,823	2,856	0	1	.000	27	34	7	7	0
Los Angeles Rams ⁶	6	7	0	.462	344	335	0	0	—			20	19	0
Miami Dolphins	15	18	0	.455	753	738	2	2	.500	76	124	3	1	0
Minnesota Vikings	7	8	0	.467	358	369	0	0	—			3	11	1
New England Patriots ⁷	15	24	2	.385	771	976	1	3	.250	112	96	5	2	0
New Orleans Saints	7	6	0	.538	350	264	0	0	—			4	6	0
New York Giants	8	5	0	.615	356	302	0	0	—			5	3	0
New York Jets ⁸	24	12	1	.667	1,057	739	0	2	.000	31	37	4	2	1
Philadelphia Eagles	8	5	0	.615	262	266	0	0	—			3	1	0
Pittsburgh Steelers	9	24	0	.273	626	854	2	1	.667	72	76	1	2	0
San Francisco 49ers	8	7	0	.533	339	396	0	1	.000	26	49	22	27	0
Seattle Seahawks	25	27	0	.481	1,090	1,103	0	0	—			5	13	0
Tampa Bay Buccaneers	8	4	0	.667	331	250	0	0	—			0	0	0
Tennessee Titans ⁹	28	16	1	.636	1,149	985	1	3	.250	50	57	7	3	0
Washington Commanders ¹⁰	5	7	0	.417	259	284	0	0	—			1	0	0
ALL-TIME TOTALS	485	490	11	.497	22,078	21,460	12	18	.400	583	684	137	127	4

Note: Prior to 1972, tie games were not included in winning percentage.

1—Known as St. Louis Cardinals (1960-87) and Phoenix Cardinals (1988-93)

2—Did not play from 1996-98 after relocation to Baltimore, but rejoined as an expansion franchise in 1999

3—Known as Baltimore Colts (1960-83)

4—Known as Dallas Texans (1960-62)

5—Known as Los Angeles Rams (1960-94 and 2016-present) and St. Louis Rams (1995-2015)

6—Known as Boston Patriots (1960-70)

7—Known as Titans of New York (1960-62)

8—Known as Oakland Raiders (1960-81 and 1995-2019) and Los Angeles Raiders (1982-94)

9—Known as Houston Oilers (1960-96) and Tennessee Oilers (1997-98)

10—Known as Washington Redskins (1960-2019) and Washington Football Team (2020-21)

THE LAST TIME . . .

Regular season in regular font | Postseason in italics

RUSHING

200 Yards Rushing, Individual

CHARGERS — LaDainian Tomlinson, Dec. 28, 2003 vs. Oakland (243 yards)
 OPPONENT — Adrian Peterson, Nov. 4, 2007 at Minnesota (296 yards)
 CHARGERS — *Keith Lincoln, AFL Championship,*
Jan. 5, 1964 vs. Boston (206 yards)
 OPPONENT — *Never*

100 Yards Rushing, Individual

CHARGERS — **J.K. Dobbins, Sept. 15, 2024 at Carolina (131 yards)**
 OPPONENT — Daivid Montgomery, Nov 12, 2023 vs. Detroit (116 yards)
 CHARGERS — *Darren Sproles, AFC Wild Card,*
Jan. 3, 2009 vs. Indianapolis (105 yards)
 OPPONENT — *Sony Michel, AFC Divisional,*
Jan. 13, 2019 at New England (129 yards)

100 Yards Rushing, One Half, Individual

CHARGERS — **J.K. Dobbins, Sept. 8, 2024 vs. Las Vegas (131 yards in second half)**
 OPPONENT — Daivid Montgomery, Nov 12, 2023 vs. Detroit (102 yards in first half)
 CHARGERS — *Keith Lincoln, AFL Championship,*
Jan. 5, 1964 vs. Boston (176 yards in first half)
 OPPONENT — *Sony Michel, AFC Divisional,*
Jan. 13, 2019 at New England (105 yards in first half)

Two 100-Yard Rushers

CHARGERS — Darren Sproles (122 yards) and LaDainian Tomlinson (116 yards)
 Dec. 16, 2007, vs. Detroit
 OPPONENT — Frank Gore (158 yards) and Colin Kaepernick (151 yards),
 Dec. 20, 2014 at San Francisco
 CHARGERS — *Never*
 OPPONENT — *Never*

Four Touchdowns Rushing, Individual

CHARGERS — LaDainian Tomlinson, Oct. 14, 2007 vs. Oak. (3, 27, 13, 41 yards)
 OPPONENT — *Never*
 CHARGERS — *Never*
 OPPONENT — *Never*

Three Touchdowns Rushing, Individual

CHARGERS — Melvin Gordon, Oct. 15, 2018, at Cleveland (4, 10, 11 yards)
 OPPONENT — Darrel Young, Nov. 3, 2013 at Washington (1, 1, 4 yards)
 CHARGERS — *Never*
 OPPONENT — *Sony Michel, AFC Divisional,*
Jan. 13, 2019 at New England (1, 14, 5 yards)

Two Touchdowns Rushing, Individual

CHARGERS — Austin Ekeler, Nov. 6, 2023 at New York Jets (1, 2 yards)
 OPPONENT — Josh Allen, Dec. 23, 2023 vs. Buffalo (2, 1 yard)
 CHARGERS — *Darren Sproles, AFC Wild Card,*
Jan. 3, 2009 vs. Indianapolis (9, 22 yards)
 OPPONENT — *Sony Michel, AFC Divisional,*
Jan. 13, 2019 at New England (1, 14, 5 yards)

PASSING

500 Yards Passing, Individual

CHARGERS — Philip Rivers, Oct. 18, 2015 at Green Bay (503 yards)
 OPPONENT — *Never*
 CHARGERS — *Never*
 OPPONENT — *Never*

400 Yards Passing, Individual

CHARGERS — Justin Herbert, Sept. 24, 2023 at Minnesota (405 yards)
 OPPONENT — Patrick Mahomes, Oct. 22, 2023 at Kansas City (424 yards)
 CHARGERS — *Dan Fouts, AFC Divisional,*
Jan. 2, 1982 at Miami (433 yards)
 OPPONENT — *Peyton Manning, AFC Divisional,*
Jan. 13, 2008 at Indianapolis (402 yards)

300 Yards Passing, Individual

CHARGERS — Justin Herbert, Nov. 12, 2023 vs. Detroit (323 yards)
 OPPONENT — Jordan Love, Nov. 19, 2023 at Green Bay (322 yards)
 CHARGERS — *Philip Rivers, AFC Divisional,*
Jan. 13, 2019 at New England (331 yards)
 OPPONENT — *Tom Brady, AFC Divisional,*
Jan. 13, 2019 at New England (343 yards)

Six Touchdown Passes, Individual

CHARGERS — Dan Fouts, Nov. 22, 1981 at Oakland (12, 15, 29, 4, 5, 6 yards)
 OPPONENT — *Never*
 CHARGERS — *Never*
 OPPONENT — *Never*

Five Touchdown Passes, Individual

CHARGERS — Drew Brees, Oct. 31, 2004 vs. Oakland (17, 13, 23, 5, 1 yards)
 OPPONENT — Tom Brady, Oct. 4, 2020 at Tampa Bay (3, 6, 28, 19, 9 yards)
 CHARGERS — *Never*
 OPPONENT — *Never*

Four Touchdown Passes, Individual

CHARGERS — Justin Herbert, Nov. 12, 2023 vs. Detroit (29, 18, 1, 38 yards)
 OPPONENT — Aidan O'Connell, Dec. 14, 2023 at Las Vegas (30, 22, 11, 20 yards)
 CHARGERS — *Never*
 OPPONENT — *Don Strock, AFC Divisional,*
Jan. 2, 1982 at Miami (1, 40, 15, 50 yards)

Three Touchdown Passes, Individual

CHARGERS — Justin Herbert, Nov. 12, 2023 vs. Detroit (29, 18, 1, 38 yards)
 OPPONENT — Aidan O'Connell, Dec. 14, 2023 at Las Vegas (30, 22, 11, 20 yards)
 CHARGERS — *Philip Rivers, AFC Divisional,*
Jan. 13, 2019 at New England (43, 1, 8 yards)
 OPPONENT — *Peyton Manning, AFC Divisional,*
Jan. 13, 2008 at Indianapolis (25, 9, 55 yards)

Six Interceptions Thrown, Individual

CHARGERS — Ed Luther, Oct. 31, 1983 vs. Washington
 OPPONENT — Peyton Manning, Nov. 11, 2007 vs. Indianapolis
 CHARGERS — *Never*
 OPPONENT — *Never*

Five Interceptions Thrown, Individual

CHARGERS — Craig Whelihan, Dec. 13, 1998 at Seattle
 OPPONENT — Nathan Peterman, Nov. 19, 2017 vs. Buffalo
 CHARGERS — *Dan Fouts, AFC Second Round, Jan. 16, 1983 at Miami*
 OPPONENT — *George Blanda, AFL Championship,*
Dec. 24, 1961 vs. Houston Oilers

Four Interceptions Thrown, Individual

CHARGERS — Philip Rivers, Nov. 18, 2019 vs. Kansas City in Mexico City, Mexico
 OPPONENT — Nathan Peterman, Nov. 19, 2017 vs. Buffalo
 CHARGERS — *Stan Humphries, AFC Wild Card, Dec. 31, 1995 vs. Indianapolis*
 OPPONENT — *George Blanda, AFL Championship,*
Dec. 24, 1961 vs. Houston Oilers

RECEIVING

10 or More Receptions, Individual

CHARGERS — Keenan Allen, Nov. 26, 2023 vs. Baltimore (14 receptions)
OPPONENT — Cole Kmet, Oct. 29, 2023 vs. Chicago (10 receptions)
CHARGERS — *Ronnie Harmon, AFC Wild Card,*
Dec. 31, 1995 vs. Indianapolis (10 receptions)
OPPONENT — *James White, AFC Divisional,*
Jan. 13, 2019 at New England (15 receptions)

200 Yards Receiving, Individual

CHARGERS — Keenan Allen, Sept. 24, 2023 at Minnesota (215 yards)
OPPONENT — Tyreek Hill, Sept. 10, 2023 vs. Miami (215 yards)
CHARGERS — *Never*
OPPONENT — *Never*

100 Yards Receiving, Individual

CHARGERS — Joshua Palmer, Dec. 14, 2023 at Las Vegas (113 yards)
OPPONENT — Gabe Davis, Dec. 23, 2023 vs. Buffalo (130 yards)
CHARGERS — *Keenan Allen, AFC Divisional,*
Jan. 12, 2014 at Denver (142 yards)
OPPONENT — *Julian Edelman, AFC Divisional,*
Jan. 13, 2019 at New England (151 yards)

100 Yards Receiving, One Half, Individual

CHARGERS — Joshua Palmer, Dec. 14, 2023 at Las Vegas
(113 yards in second half)
OPPONENT — Travis Kelce, Oct. 22, 2023 at Kansas City
(143 yards in first half)
CHARGERS — *Keenan Allen, AFC Divisional,*
Jan. 12, 2014 at Denver (142 yards in second half)
OPPONENT — *Julian Edelman, AFC Divisional,*
Jan. 13, 2019 at New England (107 yards in first half)

Two 100-Yard Receivers

CHARGERS — Keenan Allen (215 yards) and Mike Williams (121 yards),
Sept. 24, 2023 at Minnesota
OPPONENT — Travis Kelce (191 yards) and Tyreek Hill (148 yards),
Dec. 16, 2021 vs. Kansas City
CHARGERS — *Chris Chambers (133 yards) and Vincent Jackson (114 yards),*
AFC Wild Card, Jan. 6, 2008
OPPONENT — *Tony Nathan (114 yards) and Duriel Harris (106 yards),*
AFC Divisional, Jan. 2, 1982

Five Touchdown Receptions, Individual

CHARGERS — Kellen Winslow, Nov. 22, 1981 at Oakland (15, 29, 4, 5, 3 yards)
OPPONENT — *Never*
CHARGERS — *Never*
OPPONENT — *Never*

Four Touchdown Receptions, Individual

CHARGERS — Kellen Winslow, Nov. 22, 1981 at Oakland (15, 29, 4, 5, 3 yards)
OPPONENT — Daryl Turner, Sept. 15, 1985 vs. Seattle (34, 15, 30, 7 yards)
CHARGERS — *Never*
OPPONENT — *Never*

Three Touchdown Receptions, Individual

CHARGERS — Danny Woodhead, Dec. 20, 2015 vs. Miami (20, 9, 9 yards)
OPPONENT — Travis Kelce, Nov. 20, 2022 vs. Kansas City (4, 32, 17 yards)
CHARGERS — *Never*
OPPONENT — *Jerry Rice, Super Bowl XXIX at Joe Robbie Stadium,*
Jan. 29, 1995 vs. San Francisco (44, 15, 7 yards)

Two Touchdown Receptions, Individual

CHARGERS — **Quentin Johnston, Sept. 15, 2024 at Carolina (29, 5 yards)**
OPPONENT — Tre Tucker, Dec. 14, 2023 at Las Vegas (30, 20 yards)
CHARGERS — *Keenan Allen, AFC Divisional,*
Jan. 12, 2014 at Denver (16, 16 yards)
OPPONENT — *Michael Crabtree, AFC Wild Card,*
Jan. 6, 2019 at Baltimore (31, 7 yards)

COMBINATION

100 Yards Rushing and Receiving, Individual

CHARGERS — Austin Ekeler, Dec. 8, 2019 at Jacksonville
(101 yards rushing, 112 yards receiving)
OPPONENT — Essex Johnson, Sept. 30, 1973 vs. Cincinnati
(121 yards rushing, 116 yards receiving)
CHARGERS — *Keith Lincoln, AFC Championship, Jan. 5, 1964 vs. Boston*
(206 yards rushing, 123 yards receiving)
OPPONENT — *Never*

300-Yard Passer, 100-Yard Rusher and 100-Yard Receiver

CHARGERS — Philip Rivers (314 yards passing),
Austin Ekeler (101 yards rushing),
Austin Ekeler (112 yards receiving),
Dec. 8, 2019 at Jacksonville
OPPONENT — Patrick Mahomes (329 yards passing),
Isiah Pacheco (107 yards rushing),
Travis Kelce (115 yards receiving),
Nov. 20, 2022 vs. Kansas City
CHARGERS — *Dan Fouts (333 yards passing),*
Chuck Muncie (126 yards rushing),
Wes Chandler (124 yards receiving),
Kellen Winslow (102 yards receiving),
AFC Wild Card, Jan. 9, 1983 at Pittsburgh
OPPONENT — *Tom Brady (343 yards passing),*
Sony Michel (129 yards rushing),
Julian Edelman (151 yards receiving),
AFC Divisional, Jan. 13, 2019 at New England

INTERCEPTIONS

Four Interceptions, Individual

CHARGERS — *Never*
OPPONENT — Kwamie Lassiter, Dec. 27, 1998 at Arizona (4 interceptions)
CHARGERS — *Never*
OPPONENT — *Vernon Perry, AFC Divisional,*
Dec. 29, 1979 vs. Houston Oilers (4 interceptions)

Three Interceptions, Individual

CHARGERS — Antonio Cromartie, Nov. 11, 2007 vs. Indianapolis (3 interceptions)
OPPONENT — Kwamie Lassiter, Dec. 27, 1998 at Arizona (4 interceptions)
CHARGERS — *Never*
OPPONENT — *Vernon Perry, AFC Divisional,*
Dec. 29, 1979 vs. Houston Oilers (4 interceptions)

Two Interceptions, Individual

CHARGERS — Kyzir White, Oct. 17, 2021 at Baltimore (2 interceptions)
OPPONENT — Patrick Surtain II, Nov. 28, 2021 at Denver (2 interceptions)
CHARGERS — *Glen Edwards, AFC Divisional,*
Jan. 3, 1981 vs. Buffalo (2 interceptions)
OPPONENT — *Jason Belser, AFC Wild Card,*
Dec. 31, 1995 vs. Indianapolis (2 interceptions)

Interception Returned for Touchdown

CHARGERS — Bryce Callahan, Dec. 4, 2022 at Las Vegas
(26 yards of Derek Carr)
OPPONENT — Jack Jones, Dec. 14, 2023 at Las Vegas
(16 yards of Easton Stick)
CHARGERS — *Never*
OPPONENT — *Never*

SACKS

Six Sacks, Individual

CHARGERS — Khalil Mack, Oct. 1, 2023 vs. Las Vegas (6.0 sacks)
OPPONENT — Never
CHARGERS — Never
OPPONENT — Never

Five Sacks, Individual

CHARGERS — Khalil Mack, Oct. 1, 2023 vs. Las Vegas (6.0 sacks)
OPPONENT — Never
CHARGERS — Never
OPPONENT — Never

Four-and-One-Half Sacks, Individual

CHARGERS — Khalil Mack, Oct. 1, 2023 vs. Las Vegas (6.0 sacks)
OPPONENT — Hugh Douglas, Oct. 18, 1998 vs. Philadelphia (4.5 sacks)
CHARGERS — Never
OPPONENT — Never

Four Sacks, Individual

CHARGERS — Khalil Mack, Oct. 1, 2023 vs. Las Vegas (6.0 sacks)
OPPONENT — Justin Houston, Dec. 28, 2014 at Kansas City (4.0 sacks)
CHARGERS — Never
OPPONENT — Never

Three-and-One-Half Sacks, Individual

CHARGERS — Khalil Mack, Oct. 1, 2023 vs. Las Vegas (6.0 sacks)
OPPONENT — Justin Houston, Dec. 28, 2014 at Kansas City (3.5 sacks)
CHARGERS — Never
OPPONENT — Never

Three Sacks, Individual

CHARGERS — Khalil Mack, Oct. 1, 2023 vs. Las Vegas (6.0 sacks)
OPPONENT — Chandler Jones, Dec. 4, 2022 at Las Vegas (3.0 sacks)
CHARGERS — Never
OPPONENT — Never

Two-and-One-Half Sacks, Individual

CHARGERS — Joey Bosa, Nov. 6, 2023 at New York Jets (2.5 sacks)
OPPONENT — Chandler Jones, Dec. 4, 2022 at Las Vegas (3.0 sacks)
CHARGERS — *Burt Grossman, AFC Wild Card,*
Jan. 2, 1993 vs. Kansas City (2.5 sacks)
OPPONENT — Never

Two Sacks, Individual

CHARGERS — Khalil Mack, Dec. 3, 2023 at New England (2.0 sacks)
OPPONENT — **Nick Herbig, Sept. 22, 2024 at Pittsburgh (2.0 sacks)**
CHARGERS — *Melvin Ingram, AFC Wild Card,*
Jan. 6, 2019 at Baltimore (2.0 sacks)
OPPONENT — *Shaun Phillips, AFC Divisional,*
Jan. 12, 2014 at Denver (2.0 sacks)

TOUCHDOWNS

Five Touchdowns, Individual

CHARGERS — Kellen Winslow, Nov. 22, 1981 at Oakland
(15-, 29-, 4-, 5-, 3-yard receptions)
OPPONENT — Never
CHARGERS — Never
OPPONENT — Never

Four Touchdowns, Individual

CHARGERS — Austin Ekeler, Nov. 21, 2021 vs. Pittsburgh
(10-, 17-yard receptions; 6-, 5-yard runs)
OPPONENT — Harvey Williams, Nov. 16, 1997, vs. Oakland
(8-, 32-yard receptions; 1-, 1-yard runs)
CHARGERS — Never
OPPONENT — Never

Three Touchdowns, Individual

CHARGERS — Austin Ekeler, Oct. 2, 2022 at Houston
(14-yard receptions; 10-, 20-yard runs)
OPPONENT — Travis Kelce, Nov. 20, 2022 vs. Kansas City
(4-, 32-, 17-yard receptions)
CHARGERS — Never
OPPONENT — *Sony Michel, AFC Divisional,*
Jan. 13, 2019 at New England (1-, 14-, 5-yard runs)

FIELD GOALS AND PATS

Six Field Goals Made, Individual

CHARGERS — Greg Davis, Oct. 5, 1997 at Oakland
(30, 22, 38, 43, 33, 33 yards)
OPPONENT — Phil Dawson, Nov. 5, 2006 vs. Cleveland
(37, 20, 42, 30, 36, 35 yards)
CHARGERS — Never
OPPONENT — Never

Five Field Goals Made, Individual

CHARGERS — Cameron Dicker, Dec. 23, 2023 vs. Buffalo
(20, 40, 47, 45, 53 yards)
OPPONENT — Daniel Carlson, Jan. 9, 2022 at Las Vegas
(24, 31, 52, 40, 47 yards)
CHARGERS — *Michael Badgley, AFC Wild Card,*
Jan. 6, 2019 at Baltimore (21, 53, 40, 34, 47 yards)
OPPONENT — Never

Four Field Goals Made, Individual

CHARGERS — Cameron Dicker, Jan. 7, 2024 vs. Kansas City
(49, 40, 43, 20 yards)
OPPONENT — Daniel Carlson, Jan. 9, 2022 at Las Vegas
(24, 31, 52, 40, 47 yards)
CHARGERS — *Michael Badgley, AFC Wild Card,*
Jan. 6, 2019 at Baltimore (21, 53, 40, 34, 47 yards)
OPPONENT — Never

50-Yard Field Goal, Individual

CHARGERS — **Cameron Dicker, Sept. 8, 2024 vs. Las Vegas (53 yards)**
OPPONENT — Jason Sanders, Dec. 11, 2022 vs. Miami (55 yards)
CHARGERS — *Michael Badgley, AFC Wild Card,*
Jan. 6, 2019 at Baltimore (53 yards)
OPPONENT — *Stephen Gostkowski, AFC Divisional,*
Jan. 14, 2007 vs. New England (50 yards)

Blocked Field Goal Attempt

CHARGERS — Joe Gaziano, Dec. 4, 2022 at Las Vegas
(52-yard Daniel Carlson attempt)
OPPONENT — Zack Allen, Dec. 31, 2023 at Denver
(50-yard Cameron Dicker attempt)
CHARGERS — *Leroy Jones, AFC Divisional, Jan. 2, 1982 at Miami*
(34-yard Uwe von Schamann attempt)
OPPONENT — Never

Two-Point Conversion

CHARGERS — Trey Pipkins III pass from Justin Herbert,
Sept. 17, 2023 at Tennessee
OPPONENT — Clyde Edwards-Helaire pass from Patrick Mahomes,
Dec. 16, 2021 vs. Kansas City
CHARGERS — *Keenan Allen pass from Philip Rivers, AFC Divisional,*
Jan. 13, 2019 at New England
OPPONENT — *Kevin Faulk run, AFC Divisional,*
Jan. 14, 2007 vs. New England

Point After Touchdown Missed

CHARGERS — **Cameron Dicker, Sept. 15, 2024 at Carolina**
(First attempt, wide left)
OPPONENT — Anders Carlson, Nov. 19, 2023 at Green Bay
(Second attempt, wide right)
CHARGERS — *Rolf Benirschke, AFC Second Round,*
Jan. 16, 1993 at Miami (First attempt, wide right)
OPPONENT — Never

Blocked Point After Touchdown

CHARGERS — Isaac Rochell, Sept. 27, 2020 vs. Carolina
(Joey Slye, first attempt)
OPPONENT — Denico Autry, Dec. 31, 2017 vs. Oakland
(Nick Rose, third attempt)
CHARGERS — Never
OPPONENT — Never

PUNTING

80-Yard Punt

CHARGERS — JK Scott, Dec. 11, 2023 vs. Denver (83 yards)
OPPONENT — Dustin Colquitt, Dec. 2, 2007 at Kansas City (81 yards)
CHARGERS — *Never*
OPPONENT — *Never*

70-Yard Punt

CHARGERS — JK Scott, Dec. 11, 2023 vs. Denver (83 yards)
OPPONENT — Bryce Baringer, Dec. 3, 2023 at New England (70 yards)
CHARGERS — *Never*
OPPONENT — Ray Guy, AFC Championship, Jan. 11, 1981 vs. Oakland (71 yards)

60-Yard Punt

CHARGERS — JK Scott, Sept. 22, 2024 at Pittsburgh (63 yards)
OPPONENT — Johnny Hekker, Sept. 15, 2024 at Carolina (64 yards)
CHARGERS — Mike Scifres, AFC Divisional, Jan. 12, 2014 at Denver (62 yards)
OPPONENT — Hunter Smith, AFC Wild Card, Jan. 3, 2009 vs. Indianapolis (63 yards)

Blocked Punt

CHARGERS — Jerry Attaochu of Drew Butler, Sept. 8, 2014 at Arizona
OPPONENT — Miles Killebrew of Ty Long, Nov. 21, 2021 vs. Pittsburgh
CHARGERS — *Never*
OPPONENT — Lou Piccone of Rick Partridge, AFC Divisional, Jan. 3, 1981 vs. Buffalo

10 or More Punts, Individual

CHARGERS — Drew Kaser, Nov. 12, 2017 at Jacksonville (10 punts for 485 yards)
OPPONENT — Chad Stanley, Sept. 15, 2002 vs. Houston (10 punts for 406 yards)
CHARGERS — *Never*
OPPONENT — *Never*

No Punts

CHARGERS — Dec. 26, 2021 at Houston
OPPONENT — Sept. 19, 2010 vs. Jacksonville
CHARGERS — *Never*
OPPONENT — AFC Divisional, Jan. 12, 2014 at Denver

OTHER SPECIAL TEAMS

Kickoff Returned for Touchdown

CHARGERS — Andre Roberts, Jan. 2, 2022 vs. Denver (101 yards)
OPPONENT — Mecole Hardman, Dec. 29, 2019 at Kansas City (104 yards)
CHARGERS — Andre Coleman, Super Bowl XXIX at Joe Robbie Stadium, Jan. 29, 1995 vs. San Francisco (98 yards)
OPPONENT — *Never*

Punt Returned for Touchdown

CHARGERS — Derius Davis, Nov. 6, 2023 at New York Jets (87 yards)
OPPONENT — Gunner Olszewski, Dec. 6, 2020, vs. New England (70 yards)
CHARGERS — Wes Chandler, AFC Divisional, Jan. 2, 1982 at Miami (58 yards)
OPPONENT — Santonio Holmes, AFC Divisional, Jan. 11, 2009 at Pittsburgh (67 yards)

Blocked Punt Returned for Touchdown

CHARGERS — Jacob Hester, Oct. 25, 2009 at Kansas City (Recovered own blocked Dustin Colquitt punt in end zone)
OPPONENT — Daniel Thomas, Oct. 25, 2020 vs. Jacksonville (Recovered own blocked Ty Long punt, returned recovery 16 yards)
CHARGERS — *Never*
OPPONENT — *Never*

Recovered Own Onside Kick Attempt

CHARGERS — Darrell Stuckey of Nick Novak kick, Nov. 18, 2012 at Denver
OPPONENT — Keion Crossen of Riley Dixon kick, Dec. 12, 2021 vs. New York Giants
CHARGERS — Richard Marshall of Nick Novak kick, AFC Divisional, Jan. 12, 2014 at Denver
OPPONENT — *Never*

OTHER DEFENSE

Shutout Posted

CHARGERS — Dec. 3, 2023 at New England (6-0 Chargers win)
OPPONENT — Dec. 6, 2020 vs. New England (45-0, Patriots win)
CHARGERS — AFC Wild Card, Jan. 2, 1993 vs. Kansas City (Chargers win, 17-0)
OPPONENT — AFC Divisional, Jan. 10, 1993 at Miami (Dolphins win, 31-0)

Fumble Returned for Touchdown

CHARGERS — Tevaughn Campbell, Dec. 5, 2021 at Cincinnati (61 yards)
OPPONENT — Mike Edwards, Jan. 7, 2024 vs. Kansas City (97 yards)
CHARGERS — *Never*
OPPONENT — Guy Ruff, AFC Wild Card, Jan. 9, 1983 at Pittsburgh (Recovered opening kickoff fumble in end zone)

Safety Scored

CHARGERS — Oct. 23, 2022 vs. Seattle (Kenneth Walker III tackled by Sebastian Joseph-Day and Troy Reeder in end zone)
OPPONENT — Nov. 22, 2020 vs. N.Y. Jets (Ty Long ran out of bounds out of the back of the end zone)
CHARGERS — AFC Divisional, Jan. 8, 1995 vs. Miami (Bernie Parmalee tackled in end zone by Reuben Davis)
OPPONENT — *Never*

MISCELLANEOUS

No Penalties

CHARGERS — Oct. 9, 2011 at Denver (Chargers win, 29-24)
OPPONENT — Dec. 4, 2005 vs. Oakland (Raiders win, 34-10)
CHARGERS — *Never*
OPPONENT — AFC Divisional, Jan. 10, 1993 at Miami (Dolphins win, 31-0)

Game Without Touchdown

CHARGERS — Jan. 7, 2024 vs. Kansas City (Chiefs win, 13-12)
OPPONENT — Sept. 15, 2024 at Carolina (Chargers win, 26-3)
CHARGERS — AFC Championship, Jan. 20, 2008 at New England (Patriots win, 21-12)
OPPONENT — AFC Wild Card, Jan. 6, 2008 vs. Tennessee (Chargers win, 17-6)

50 Points, Game

CHARGERS — Nov. 19, 2017 vs. Buffalo (Chargers win, 54-24)
OPPONENT — Dec. 14, 2023 at Las Vegas (Raiders win, 63-21)
CHARGERS — AFL Championship, Jan. 5, 1964 vs. Boston (Chargers win, 51-10)
OPPONENT — *Never*

40 Points, Game

CHARGERS — Dec. 5, 2021 at Cincinnati (Chargers win, 41-22)
OPPONENT — Dec. 14, 2023 at Las Vegas (Raiders win, 63-21)
CHARGERS — AFC Divisional, Jan. 2, 1982 at Miami (Chargers win, 41-38)
OPPONENT — AFC Divisional, Jan. 13, 2019 at New England (Patriots win, 41-28)

600 Yards Total Offense, Game

CHARGERS — Dec. 20, 1982 vs. Cincinnati (661 yards)
OPPONENT — Oct. 1, 2000 at St. Louis (614 yards)
CHARGERS — AFL Championship, Jan. 5, 1964 vs. Boston (610 yards)
OPPONENT — *Never*

500 Yards Total Offense, Game

CHARGERS — Dec. 8, 2019 at Jacksonville (525 yards)
OPPONENT — Nov. 12, 2023 vs. Detroit (533 yards)
CHARGERS — AFC Divisional, Jan. 2, 1982 at Miami (564 yards)
OPPONENT — *Never*

WEEKLY RANKINGS

2024 WEEKLY NFL RANKINGS

Week	Opp.	Offense			Defense		
		Total	Rush	Pass	Total	Rush	Pass
1	LV	13	5	23	15	4	25
2	at Car	12	2	28	2	6	6
3	at Pit	25	7	31	6	6	10
4	KC						
5	BYE						
6	at Den						
7	at Ari						
8	NO						
9	at Cle						
10	Ten						
11	Cin						
12	Bal						
13	at Atl						
14	at KC						
15	TB						
16	Den						
17	at NE						
18	at LV						
Chargers in 2023		18	25	13	28	17	30
Chargers in 2022		9	30	3	20	28	7
Chargers in 2021		4	21	T-2	23	30	12
Chargers in 2020		9	18	6	10	18	9
Chargers in 2019		10	28	6	6	18	5
Chargers in 2018		11	15	10	9	9	9
Chargers in 2017		4	24	1	15	31	3
Chargers in 2016		14	26	8	16	10	20
Chargers in 2015		9	31	4	20	27	T-14
Chargers in 2014		18	30	10	9	26	4
Chargers in 2013		5	13	4	23	12	29
Chargers in 2012		31	27	24	9	6	18
Chargers in 2011		6	16	6	16	20	13
Chargers in 2010		1	15	2	1	4	1
Chargers in 2009		10	31	5	16	20	11
Chargers in 2008		11	20	7	25	11	31
Chargers in 2007		20	7	26	14	16	14
Chargers in 2006		4	2	16	10	7	13
Chargers in 2005		10	9	12	13	1	28
Chargers in 2004		10	6	16	18	3	31
Chargers in 2003		14	6	19	27	T-25	21
Chargers in 2002		16	8	22	30	11	32

2024 REGULAR-SEASON RANKINGS

LOS ANGELES CHARGERS (Team)

Category	NFL	AFC
Turnover Margin (3).....	5	3
Points Scored (19.3).....	17	7
Points Allowed (11.0).....	3	2
Total Offense (277.7).....	25	12
Rushing (152.0).....	7	2
Passing (125.7).....	31	15
Total Defense (267.0).....	6	5
vs. Rush (91.7).....	6	4
vs. Pass (175.3).....	10	8
Third-Down Offense (38.10%).....	16	6
Third-Down Defense (32.50%).....	12	7
Red-Zone Offense (42.86%).....	T-24	11
Red-Zone Defense (20.0%).....	2	2

LOS ANGELES CHARGERS (Individual)

Category	NFL	AFC
Passing		
Rating: Justin Herbert (98.4).....	10	4
Yards: Justin Herbert (399).....	29	15
Touchdowns: Justin Herbert (4).....	T-9	T-5
Rushing		
Attempts: J.K. Dobbins (45).....	T-16	7
Yards: J.K. Dobbins (310).....	3	1
Touchdowns: J.K. Dobbins (2).....	T-10	T-4
Receiving		
Receptions: Quentin Johnston/Ladd McConkey (10).....	T-62	T-30
Yards: Quentin Johnston (133).....	49	23
Touchdowns: Quentin Johnston (3).....	T-1	T-1
Defense		
Total Tackles: Daiyan Henley (26).....	T-18	10
Solo Tackles: Daiyan Henley (18).....	T-8	T-5
INTs: Poona Ford, Elijah Molden, Bud Dupree (1).....	T-9	T-3
Sacks: Khalil Mack (2.5).....	T-24	T-11

GAME-BY-GAME STARTERS

OFFENSIVE STARTERS

		WR	WR	TE	LT	LG	C	RG	RT	QB	RB	3WR	FB	2TE
Sept. 8	LV	J.Palmer	L.McConkey	W.Dissly	R.Slater	Z.Johnson	B.Bozeman	T.Pipkins	J.Alt	J.Herbert	G.Edwards	—	S.Matlock	—
Sept. 15	at Car	D.Davis	Q.Johnston	H.Hurst	R.Slater	Z.Johnson	B.Bozeman	T.Pipkins	J.Alt	J.Herbert	J.Dobbins	—	—	W.Dissly
Sept. 22	at Pit	L.McConkey	Q.Johnston	W.Dissly	R.Slater	Z.Johnson	B.Bozeman	T.Pipkins	J.Alt	J.Herbert	J.Dobbins	—	S.Matlock	—
Sept. 29	KC													
Oct. 13	at Den													
Oct. 21	at Ari													
Oct. 27	NO													
Nov. 3	at Cle													
Nov. 10	Ten													
Nov. 17	Cin													
Nov. 25	Bal													
Dec. 1	at Atl													
Dec. 8	at KC													
Dec. 15	TB													
Dec. 22	Den													
TBD	at NE													
TBD	at LV													

DEFENSIVE STARTERS

		OLB	DL	DL	DL	OLB	LB	LB	CB	CB	S	S	3CB	3S
Sept. 8	LV	K.Mack	P.Ford	O.Ogbonnia	—	J.Bosa	D.Henley	D.Perryman	K.Fulton	A.Samuel	D.James	A.Gilman	J.Taylor	—
Sept. 15	at Car	K.Mack	P.Ford	O.Ogbonnia	—	J.Bosa	D.Henley	D.Perryman	K.Fulton	A.Samuel	D.James	E.Molden	J.Taylor	—
Sept. 22	at Pit	K.Mack	P.Ford	O.Ogbonnia	—	J.Bosa	D.Henley	D.Perryman	K.Fulton	A.Samuel	D.James	A.Gilman	—	E.Molden
Sept. 29	KC													
Oct. 13	at Den													
Oct. 21	at Ari													
Oct. 27	NO													
Nov. 3	at Cle													
Nov. 10	Ten													
Nov. 17	Cin													
Nov. 25	Bal													
Dec. 1	at Atl													
Dec. 8	at KC													
Dec. 15	TB													
Dec. 22	Den													
TBD	at NE													
TBD	at LV													

WEEKLY INACTIVES

Sept. 8	Las Vegas:	Taylor Heinicke, Tarheeb Still, Kimani Vidal, Jordan McFadden, Brenden Rice, Justin Eboigbe.
Sept. 15	at Carolina:	Taylor Heinicke, Tarheeb Still, Kimani Vidal, Alohi Gilman, Jordan McFadden, Brenden Rice, Justin Eboigbe.
Sept. 22	at Pittsburgh:	Joshua Palmer, Junior Colson, Tarheeb Still, Kimani Vidal, Jordan McFadden, Justin Eboigbe.
Sept. 29	Kansas City:	
Oct. 13	at Denver:	
Oct. 21	at Arizona:	
Oct. 27	New Orleans:	
Nov. 3	at Cleveland:	
Nov. 10	Tennessee:	
Nov. 17	Cincinnati:	
Nov. 25	Baltimore:	
Dec. 1	at Atlanta:	
Dec. 8	at Kansas City:	
Dec. 15	Tampa Bay:	
Dec. 22	Denver:	
TBD	at New England:	
TBD	at Las Vegas:	

SEASON TOTALS

Name	No.
Justin Eboigbe	3
Jordan McFadden	3
Tarheeb Still	3
Kimani Vidal	3
Taylor Heinicke	2
Brenden Rice	2
Junior Colson	1
Alohi Gilman	1
Joshua Palmer	1

CHARGERS AND OPPONENT WEEKLY LEADERS

REGULAR-SEASON WEEKLY LEADERS, LOS ANGELES CHARGERS

		Scoring	Pass Yds.	Carries	Rush Yds.	Catches	Rec. Yds.	Tackles (Solo)	Sacks
Sept. 8	Las Vegas:	Dicker 10	Herbert 144	Edwards 11	Dobbins 135	McConkey 5	McConkey 39	Two Tied 7 (6)	Mack 1.5
Sept. 15	at Carolina:	Johnston 12	Herbert 130	Edwards 18	Dobbins 131	Johnston 5	Johnston 51	Henley 9 (5)	Two tied 1.0
Sept. 22	at Pittsburgh:	Johnston 6	Herbert 125	Dobbins 15	Dobbins 44	Three Tied 3	McConkey 44	Henley 12 (9)	Two tied 1.0
Sept. 29	Kansas City:								
Oct. 13	at Denver:								
Oct. 21	at Arizona:								
Oct. 27	New Orleans:								
Nov. 3	at Cleveland:								
Nov. 10	Tennessee:								
Nov. 17	Cincinnati:								
Nov. 25	Baltimore:								
Dec. 1	at Atlanta:								
Dec. 8	at Kansas City:								
Dec. 15	Tampa Bay:								
Dec. 22	Denver:								
TBD	at New England:								
TBD	at Las Vegas:								

REGULAR-SEASON WEEKLY LEADERS, OPPONENT

		Scoring	Pass Yds.	Carries	Rush Yds.	Catches	Rec. Yds.	Tackles (Solo)	Sacks
Sept. 8	Las Vegas:	Mattison 6	Minshew II 257	White 13	White 44	Bowers 6	Meyers 61	Spillane 10 (7)	Crosby 1.0
Sept. 15	at Carolina:	Pineiro 3	Young 84	Hubbard 10	Hubbard 64	Hubbard 4	Tremble 23	Thompson 14 (8)	Two tied 0.5
Sept. 22	at Pittsburgh:	Boswell 8	Fields 245	Harris 18	Harris 70	Two Tied 5	Pickens 57	Queen 12 (9)	Herbig 2.0
Sept. 29	Kansas City:								
Oct. 13	at Denver:								
Oct. 21	at Arizona:								
Oct. 27	New Orleans:								
Nov. 3	at Cleveland:								
Nov. 10	Tennessee:								
Nov. 17	Cincinnati:								
Nov. 25	Baltimore:								
Dec. 1	at Atlanta:								
Dec. 8	at Kansas City:								
Dec. 15	Tampa Bay:								
Dec. 22	Denver:								
TBD	at New England:								
TBD	at Las Vegas:								

REGULAR-SEASON PLAYER PARTICIPATION

2024 Season Player	1	2	3	4	6	7	8	9	10	11	12	13	14	15	16	17	18	Season Totals			
	LV	at CAR	at PIT	KC	at DEN	at ARI	NO	at CLE	TEN	CIN	BAL	at ATL	at KC	TB	DEN	at NE	at LV	GP	GS	DNP	INA
Alt, Joe	RT	RT	RT															3	3	0	0
Barnhart, Karsen	PS	PS	PS															0	0	0	0
Benson, Luke	PS	PS	PS															0	0	0	0
Bootle, Dicaprio	—	PS	PS															0	0	0	0
Bosa, Joey	OLB	OLB	OLB															3	3	0	0
Bozeman, Bradley	C	C	C															3	3	0	0
Chark Jr., DJ	IR	IR	IR															0	0	0	0
Collins, Chris	IR	IR	IR															0	0	0	0
Colson, Junior	SUB	SUB	INA															2	0	0	1
Davis, Derius	SUB	WR	SUB															3	1	0	0
Dicker, Cameron	SUB	SUB	SUB															3	0	0	0
Dissly, Will	TE	TE	TE															3	3	0	0
Dobbins, J.K.	SUB	RB	RB															3	2	0	1
Dupree, Bud	SUB	SUB	SUB															3	0	0	0
Dye, Troy	SUB	SUB	SUB															3	0	0	0
Eboigbe, Justin	INA	INA	INA															0	0	0	3
Edwards, Gus	RB	SUB	SUB															3	1	0	0
Fehoko, Simi	SUB	SUB	SUB															3	0	0	0
Finley, AJ	SUB	SUB	SUB															3	0	0	0
Fisk, Tucker	PS	PS	PS															0	0	0	0
Fitzpatrick, Dez	PS	PS	PS															0	0	0	0
Ford, Poona	DL	DL	DL															3	3	0	0
Fox, Morgan	SUB	SUB	SUB															3	0	0	0
Fulton, Kristian	CB	CB	CB															3	3	0	0
Gilman, Alohi	S	INA	S															2	2	0	1
Harris, Josh	SUB	SUB	SUB															3	0	0	0
Hart, Cam	SUB	SUB	SUB															3	0	0	0
Haskins, Hassan	SUB	SUB	SUB															3	0	0	0
Heinicke, Taylor	INA	INA	SUB															1	0	0	2
Henley, Daiyan	LB	LB	LB															3	3	0	0
Herbert, Justin	QB	QB	QB															3	3	0	0
Hinton, Christopher	PS	PS	PS															0	0	0	0
Hurst, Hayden	SUB	TE	SUB															3	1	0	0
Jaimes, Brenden	SUB	SUB	SUB															3	0	0	0
James Jr., Derwin	S	S	S															3	3	0	0
Jean-Baptiste, Jeremiah	PS	PS	PS															0	0	0	0
Jefferson, Tony	PS	SUB	PS															1	0	0	0
Johnson, Jaylen	PS	PS	PS															0	0	0	0
Johnson, Zion	LG	LG	LG															3	3	0	0
Johnston, Quentin	SUB	WR	WR															3	1	0	0
Leatherwood, Alex	PS	PS	PS															0	0	0	0
Leonard, Deane	SUB	SUB	SUB															3	0	0	0
Mack, Khalil	OLB	OLB	OLB															3	3	0	0
Matlock, Scott	FB	SUB	FB															3	2	0	0
McConkey, Ladd	WR	SUB	WR															3	2	0	0
McFadden, Jordan	INA	INA	INA															0	0	0	3
McLellan, Tyler	IR	IR	IR															0	0	0	0
Molden, Elijah	SUB	S	3S															3	2	0	0
Morris-Brash, Tre'Mon	PS	PS	PS															0	0	0	0
Mustipher, Sam	PS	PS	PS															0	0	0	0
Niemann, Nick	IR/DFR	IR/DFR	IR/DFR															0	0	0	0
Ogbonnia, Orito	DL	DL	DL															3	3	0	0
Okoye, CJ	PS	PS	PS															0	0	0	0
Palmer, Joshua	WR	SUB	INA															2	1	0	1
Patterson, Jaret	PS	PS	PS															0	0	0	0
Perryman, Denzel	LB	LB	LB															3	3	0	0
Pipkins III, Trey	RG	RG	RG															3	3	0	0
Quarterman, Shaquille	SUB	SUB	SUB															3	0	0	0
Rice, Brenden	INA	INA	SUB															1	0	0	2
Rumph II, Chris	IR	IR	IR															0	0	0	0
Salyer, Jamaree	SUB	SUB	SUB															3	0	0	0
Samuel Jr., Asante	CB	CB	CB															3	3	0	0
Sarell, Foster	DNP	DNP	DNP															0	0	3	0
Scott, JK	SUB	SUB	SUB															3	0	0	0
Shelton, Nehemiah	—	PS	PS															0	0	0	0
Slater, Rashawn	LT	LT	LT															3	3	0	0
Smartt, Stone	SUB	SUB	SUB															3	0	0	0
Stick, Easton	DNP	DNP	DNP															0	0	3	0
Still, Tarheeb	INA	INA	INA															0	0	0	3
Tart, Tear	SUB	SUB	SUB															3	0	0	0
Taylor, Ja'Sir	3CB	3CB	SUB															3	2	0	0
Tomlinson, Eric	SUB	SUB	SUB															3	0	0	0
Tuipulotu, Tuli	SUB	SUB	SUB															3	0	0	0
Wade, Shaun	PS	PS	PS															0	0	0	0
Williams, Bucky	IR	IR	IR															0	0	0	0
Vidal, Kimani	INA	INA	INA															0	0	0	3

STARTERS FOR EACH GAME IN BOLD:

DNP — Did Not Play, DNR — Reserve/Did Not Report, E/CP — Exempt/Commissioner Permission, INA — Inactive, IR — Reserve/Injured, IR/DFR — Reserve Injured; Designated for Return, COVID — Reserve/COVID-19, NFL — Non-Football Illness List, PS — Practice Squad, PS/INJ — Practice Squad; Injured List, PUP — Reserve/Physically Unable to Perform, SUB — Substitute, SUS — Reserve/Suspended, 2RB — Started as Second Running Back, 2TE — Started as Second Tight End, 3TE — Started as Third Tight End, CB — Started as Additional Cornerback, 3S — Started as Third Safety, 3WR — Started as Third Wide Receiver.

REGULAR SEASON SINGLE-GAME HIGHS

INDIVIDUAL

Passing

Longest Scoring Pass — 29, J.Herbert to Q.Johnston, Sept. 15 at Car.
Longest Non-Scoring Pass — 27, J.Herbert to H.Hurst, Sept. 8 vs. L.V.
Most Passing Attempts — 26, J.Herbert, Sept. 8 vs. L.V.
Most Completions — 17, J.Herbert, Sept. 8 vs. L.V.
Most Passing Yards — 144, J.Herbert, Sept. 8 vs. L.V.
Most Passing Touchdowns — 2, 27, J.Herbert, Sept. 8 vs. L.V.
Highest Completion Percentage (min. 20 att.) — 70.0, J.Herbert, Sept. 15 at Car.
Highest Passer Rating (min. 20 att.) — 100.0, J.Herbert, Sept. 15 at Car.

Rushing

Longest Scoring Run — 43, J.Dobbins, Sept. 15 at Car.
Longest Non-Scoring Run — 61, J.Dobbins, Sept. 8 vs. L.V.
Most Rushing Attempts — 17, J.Dobbins, Sept. 15 at Car.
Most Rushing Yards — 135, J.Dobbins, Sept. 8 vs. L.V.
Most Rushing Touchdowns — 1, Last, J.Dobbins, Sept. 15 at Car.

Receiving

Most Receptions — 5, Last, Q.Johnston, Sept. 15 at Car.
Most Receiving Yards — 51, Q.Johnston, Sept. 15 at Car.
Most Receiving Touchdowns — 2, Q.Johnston, Sept. 15 at Car.

Total Offense

Most Total Yards from Scrimmage — 139, J.Dobbins, Sept. 8 vs. L.V.
Most Touchdowns — 2, Q.Johnston, Sept. 15 at Car.

Special Teams

Longest Punt — 63, J.Scott, Sept. 22 at Pit.
Longest Field Goal — 53, C.Dicker, Sept. 8 vs. L.V.
Most Attempted Field Goals — 3, C.Dicker, Sept. 8 vs. L.V.
Most Made Field Goals — 3, C.Dicker, Sept. 8 vs. L.V.

Returns

Longest Kickoff Return — 35, D.Davis, Sept. 8 vs. L.V.
Longest Punt Return — 15, D.Davis, Sept. 15 at Car.
Longest Interception Return — 3, Last E.Molden, Sept. 15 at Car.
Longest Fumble Return — 22, K.Mack, Sept. 8 vs. L.V.

Defense

Most Interceptions — 1, Last, B.Dupree, Sept. 22 at Pit.
Most Tackles — 12, D.Henley, Sept. 22 at Pit.
Most Solo Tackles — 9, D.Henley, Sept. 22 at Pit.
Most Sacks — 1.5, K.Mack, Sept. 8 vs. L.V.
Most Passes Defended — 1, Last: Sept. 22 at Pit.

TEAM

Most, Offense

First Downs — 21, Sept. 15 at Carolina
Rushing Attempts — 44, Sept. 15 at Carolina
Rushing Yards — 219, Sept. 15 at Carolina
Rushing Touchdowns — 1, Sept. 15 at Carolina
Passing Attempts — 26, Sept. 8 vs. Las Vegas
Completions — 17, Sept. 8 vs. Las Vegas
Net Passing Yards — 225, Sept. 8 vs. Las Vegas
Touchdowns Thrown — 2, Sept. 15 at Carolina
Offensive Plays — 69, Sept. 15 at Carolina
Total Offense — 349, Sept. 15 at Carolina
Time of Possession — 36:18, Sept. 15 at Carolina

Most, Turnovers

Turnovers — 1, Sept. 22 at Pittsburgh
Interceptions Thrown — 1, Sept. 15 at Carolina
Fumbles — 2, Sept. 22 at Pittsburgh
Fumbles Lost — 1, Sept. 15 at Carolina

Longest Scoring Drives

Plays — 12, Sept. 22 at Pittsburgh
Yards — 92, Sept. 8 vs. Las Vegas
Time — 6:01, Sept. 15 at Carolina

Shortest Scoring Drives

Plays — 3, Sept. 15 at Carolina
Yards — 5, Sept. 8 vs. Las Vegas
Time — 0:47, Sept. 8 vs. Las Vegas

Fewest, Defense

First Downs Allowed — 7, Sept. 15 at Carolina
Rushing Attempts Allowed — 18, Sept. 15 at Carolina
Rushing Yards Allowed — 71, Sept. 8 vs. Las Vegas
Passing Attempts Allowed — 26, Sept. 15 at Carolina
Completions Allowed — 18, Sept. 15 at Carolina
Net Passing Yards Allowed — 69, Sept. 8 vs. Las Vegas
Total Plays Allowed — 48, Sept. 15 at Carolina
Total Yards Allowed — 159, Sept. 15 at Carolina

Most, Defense

Takeaways — 3, Sept. 8 vs. Las Vegas
Interceptions — 1, Last: Sept. 22 at Pittsburgh
Fumbles Forced — 2, Sept. 8 vs. Las Vegas
Fumbles Recovered — 2, Sept. 8 vs. Las Vegas
Passes Defended — 5, Sept. 15 at Carolina
Sacks — 4, Sept. 8 vs. Las Vegas

GAME-BY-GAME PASSES DEFENSED

Sept. 8	Las Vegas:	Poona Ford (2), Junior Colson (1), Bud Dupree (1), Khalil Mack (1).
Sept. 15	at Carolina:	Kristian Fulton (1), Deane Leonard (1), Scott Matlock (1), Elijah Molden (1), Asante Samuel Jr. (1).
Sept. 22	at Pittsburgh:	Bud Dupree (1), Alohi Gilman (1), Daiyan Henley (1), Asante Samuel Jr. (1).
Sept. 29	Kansas City:	
Oct. 13	at Denver:	
Oct. 21	at Arizona:	
Oct. 27	New Orleans:	
Nov. 3	at Cleveland:	
Nov. 10	Tennessee:	
Nov. 17	Cincinnati:	
Nov. 25	Baltimore:	
Dec. 1	at Atlanta:	
Dec. 8	at Kansas City:	
Dec. 15	Tampa Bay:	
Dec. 22	Denver:	
TBD	at New England:	
TBD	at Las Vegas:	

SEASON TOTALS (14)

Name	No.
Bud Dupree	2
Poona Ford	2
Asante Samuel Jr.	2
Junior Colson	1
Kristian Fulton	1
Deane Leonard	1
Khalil Mack	1
Scott Matlock	1
Elijah Molden	1

GAME-BY-GAME SACKS

Sept. 8	Las Vegas:	Khalil Mack (1.5), Joey Bosa (1.0), Team Sacks (1.0), Morgan Fox (0.5).
Sept. 15	at Carolina:	Joey Bosa (1.0), Denzel Perryman (1.0).
Sept. 22	at Pittsburgh:	Derwin James Jr. (1.0), Khalil Mack (1.0).
Sept. 29	Kansas City:	
Oct. 13	at Denver:	
Oct. 21	at Arizona:	
Oct. 27	New Orleans:	
Nov. 3	at Cleveland:	
Nov. 10	Tennessee:	
Nov. 17	Cincinnati:	
Nov. 25	Baltimore:	
Dec. 1	at Atlanta:	
Dec. 8	at Kansas City:	
Dec. 15	Tampa Bay:	
Dec. 22	Denver:	
TBD	at New England:	
TBD	at Las Vegas:	

SEASON TOTALS (8.0)

Name	No.
Khalil Mack	2.5
Joey Bosa	2.0
Derwin James Jr.	1.0
Denzel Perryman	1.0
Morgan Fox	0.5
Team	1.0

RECORDS

INDIVIDUAL RECORDS

*NFL Record

POINTS

Most Seasons Leading League

- 1 Nate Kaeding, 2009
- LaDainian Tomlinson, 2006
- John Carney, 1994

Most, Career

- 1,076 John Carney, 1990-2000
- 918 LaDainian Tomlinson, 2001-09
- 889 Nate Kaeding, 2004-12

Most, Season

- 186* LaDainian Tomlinson, 2006
- 146 Nate Kaeding, 2009
- 144 Nick Novak, 2013

Most, Season, Non-Kickers

- 186* LaDainian Tomlinson, 2006
- 124 Austin Ekeler, 2021
- 120 LaDainian Tomlinson, 2005

Most, Season, Rookie

- 114 Nate Kaeding, 2004
- 106 Josh Lambo, 2015
- Dennis ParTEE, 1968
- 94 Herb Travenio, 1965

Most, Game

- 30 Kellen Winslow, Nov. 22, 1981 at Oakland
- 24 (10x) Last: Austin Ekeler, Nov. 21, 2021 vs. Pit.
- 20 Mike Williams, Dec. 13, 2018 at Kansas City

TOUCHDOWNS

Most Seasons Leading League

- 3 Lance Alworth, 1964, 1965, 1966
- 2 Austin Ekeler, 2021, 2022
- 1 LaDainian Tomlinson, 2006
- Chuck Muncie, 1981

Most, Career

- 153 LaDainian Tomlinson, 2001-09
- 116 Antonio Gates, 2003-18
- 83 Lance Alworth, 1962-70

Most, Season

- 31* LaDainian Tomlinson, 2006
- 20 Austin Ekeler, 2021
- LaDainian Tomlinson, 2005
- 19 Chuck Muncie, 1981

Most, Game

- 5 Kellen Winslow, Nov. 22, 1981 at Oakland
- 4 (10x) Last: Austin Ekeler, Nov. 21, 2021 vs. Pit.
- 3 (46x) Last: A.Ekeler, Oct. 2, 2022 at Hou.

Most Consecutive Games

- 18* LaDainian Tomlinson, 2004-05
- 10 LaDainian Tomlinson, 2006
- 9 Antonio Gates, 2009-10
- Natrone Means, 1993-94
- Lance Alworth, 1963

POINTS AFTER TOUCHDOWN

Most Seasons Leading League

- 2 Nate Kaeding, 2006
- Rolf Benirschke, 1981, 1982
- 1 Herb Travenio, 1965

Most, Career

- 349 Nate Kaeding, 2004-12
- 328 Rolf Benirschke, 1977-86
- 293 John Carney, 1990-2000

Most, Season

- 58 Nate Kaeding, 2006
- 55 Rolf Benirschke, 1981
- 54 Nate Kaeding, 2004

Most, Game

- 7 (6x) Last: N.Kaeding, Dec. 28, 2008 vs. Den.
- 6 (30x) Last: M.Badgley, Dec. 8, 2019 at. Jax.
- 5 (55x) Last: C.Dicker, Nov. 12, 2023 vs. Detroit

Most Consecutive

- 250 Nate Kaeding, 2004-09
- 128 Nick Novak, 2011-14
- 87 Rolf Benirschke, 1983-86

Most Attempts, Career

- 352 Rolf Benirschke, 1977-86
- 351 Nate Kaeding, 2004-12
- 298 John Carney, 1990-2000

Most Attempts, Season

- 61 Rolf Benirschke, 1981
- 58 Nate Kaeding, 2006
- 55 Nate Kaeding, 2004
- Bob Thomas, 1985

Most Attempts, Game

- 8 Rolf Benirschke, Nov. 22, 1981 at Oakland
- 7 (6x) Last: N.Kaeding, Dec. 28, 2008 vs. Den.
- 6 (38x) Last: M. Badgley, Dec. 8, 2019 at. Jax.

TWO-POINT CONVERSIONS

Most Seasons Leading League

- 1 Ladarius Green, 2015
- Mikhael Ricks, 1999
- Ronnie Harmon, 1994

Most, Career

- 3 Ronnie Harmon, 1990-95
- 2 Keenan Allen, 2013-23
- Jared Cook, 2021
- Austin Ekeler, 2017-23
- Mike Williams, 2017-23
- Antonio Gates, 2003-18
- Melvin Gordon, 2015-19
- Ladarius Green, 2012-15
- Legedu Naanee, 2007-10
- Dave Kocourek, 1960-65

Most, Season

- 3 Ronnie Harmon, 1994
- 2 Jared Cook, 2021
- Austin Ekeler, 2021
- Melvin Gordon, 2018
- Antonio Gates, 2018
- 1 (36x) Last: Trey Pipkins, 2023

Most, Game

- 2* Ladarius Green, Oct. 25, 2015 vs. Oakland
- 1 (44x) Last: Trey Pipkins, Sept. 17, 2023 at Ten.

FIELD GOALS

Most Seasons Leading League

- 1 Nate Kaeding, 2009
- John Carney, 1994

Most, Career

- 261 John Carney, 1990-2000
- 180 Nate Kaeding, 2004-12
- 146 Rolf Benirschke, 1977-86

Most, Season

- 34 Nick Novak, 2013
- John Carney, 1994
- 32 Nate Kaeding, 2009
- 31 Cameron Dicker, 2023
- John Carney, 1993, 1999

Most, Game

- 6 (3x) Last: G.Davis, Oct. 5, 1997 at Oakland
- 5 (12x) Last: C.Dicker, Dec. 23, 2023 vs. Buffalo
- 4 (38x) Last: C.Dicker, Jan. 7, 2024 vs. K.C.

Most, Game, No Misses

- 6 (3x) Last: G.Davis, Oct. 5, 1997 at Oakland
- 5 (11x) Last: C.Dicker, Dec. 23, 2023 vs. Buffalo
- 4 (27x) Last: C.Dicker, Jan. 7, 2024 vs. K.C.

Highest Percentage, Career (min. 100 att.)

- 87.0 Nate Kaeding, 2004-12 (180-of-207)
- 84.6 Nick Novak, 2011-14, '17 (110-of-130)
- 81.6 John Carney, 1990-2000 (261-of-320)

Highest Percentage, Season (min. 15 att.)

- 95.0 Cameron Dicker, 2022 (19-of-20)
- 93.9 Cameron Dicker, 2023 (31-of-33)
- 93.8 Michael Badgley, 2018 (15-of-16)

Most Consecutive

- 32 Nick Novak, 2013-14
- 29 John Carney, 1992-93
- 22 Nate Kaeding, 2009-10

Most Attempts, Career

- 320 John Carney, 1990-2000
- 208 Rolf Benirschke, 1977-86
- 207 Nate Kaeding, 2004-12

Most Attempts, Season

- 40 John Carney, 1993
- 39 Michael Badgley, 2020
- 38 John Carney, 1994

Most Attempts, Game

- 7 Dick Van Raaphorst, Oct. 8, 1966 at N.Y. Jets
- 6 (6x) Last: Steve Christie, Dec. 1, 2002 vs. Den.
- 5 (26x) Last: C.Dicker, Dec. 23, 2023 vs. Buf.

Longest

- 59 Michael Badgley, Dec. 9, 2018 vs. Cincinnati
- 57 Nate Kaeding, Dec. 21, 2008 at Tampa Bay
- 55 Cameron Dicker, Nov. 6, 2023 at N.Y. Jets
- Cameron Dicker, Oct. 22, 2023 at Kansas City
- Nate Kaeding, Nov. 29, 2009 vs. Kansas City

RUSHING YARDS

Most Seasons Leading League

- 2 LaDainian Tomlinson, 2006, 2007
- 1 Dick Post, 1968
Paul Lowe, 1965

Most, Career

- 12,490 LaDainian Tomlinson, 2001-09
- 4,972 Paul Lowe, 1960-68
- 4,355 Austin Ekeler, 2017-23

Most, Season

- 1,815 LaDainian Tomlinson, 2006
- 1,683 LaDainian Tomlinson, 2002
- 1,645 LaDainian Tomlinson, 2003

Most, Game

- 243 LaDainian Tomlinson, Dec. 28, 2003 vs. Oak.
- 220 LaDainian Tomlinson, Dec. 1, 2002 vs. Denver
- 217 LaDainian Tomlinson, Sept. 29, 2002 vs. N.E.
Gary Anderson, Dec. 18, 1988 vs. Kansas City

Most Games 100 Yards or More, Career

- 46 LaDainian Tomlinson, 2001-09
- 15 Natrone Means, 1993-99
Paul Lowe, 1960-68
- 12 Ryan Mathews, 2010-14

Most Games 100 Yards or More, Season

- 10 LaDainian Tomlinson, 2006
- 7 LaDainian Tomlinson, 2002
Don Woods, 1974
- 6 Ryan Mathews, 2013
LaDainian Tomlinson, 2007
LaDainian Tomlinson, 2004
LaDainian Tomlinson, 2003
Natrone Means, 1994

Most Consecutive Games, 100 Yards or More

- 9 LaDainian Tomlinson, 2006
- 5 Natrone Means, 1994
- 4 LaDainian Tomlinson, 2007

Most Games 200 Yards or More, Career

- 4 LaDainian Tomlinson, 2001-09
- 1 Gary Anderson, 1985-88

Longest Run

- 87t Melvin Gordon, Oct. 29, 2017 at New England
Paul Lowe, Sept. 10, 1961 at Dallas Texans
- 86t Keith Lincoln, Sept. 30, 1962 at Oakland
- 85t LaDainian Tomlinson, Dec. 17, 2006 vs. K.C.

RUSHING TOUCHDOWNS

Most Seasons Leading League

- 3 LaDainian Tomlinson, 2004, 2006, 2007
- 1 Chuck Muncie, 1981
Paul Lowe, 1961, 1965

Most, Career

- 138 LaDainian Tomlinson, 2001-09
- 43 Chuck Muncie, 1980-84
- 39 Austin Ekeler, 2017-23

Most, Season

- 28* LaDainian Tomlinson, 2006
- 19 Chuck Muncie, 1981
- 18 LaDainian Tomlinson, 2005

Most, Game

- 4 LaDainian Tomlinson, Oct. 14, 2007 vs. Oak.
LaDainian Tomlinson, Nov. 12, 2006 at Cin.
LaDainian Tomlinson, Oct. 15, 2006 at S.F.
Chuck Muncie, Nov. 29, 1981 vs. Denver
Clarence Williams, Sept. 16, 1979 vs. Buffalo
- 3 (22x), Last: M.Gordon, Oct. 15, 2018 at Cle.
- 2 (124x), Last: A.Ekeler, Nov. 6, 2023 at NYJ

Most Consecutive Games

- 18* LaDainian Tomlinson, 2004-05
- 9 Natrone Means, 1993-94
- 8 LaDainian Tomlinson, 2006

RUSHING AVERAGE

Most Seasons Leading League (min. 100 att.)

- 2 Paul Lowe, 1960, 1965
- 1 Dickie Post, 1968
Brad Hubbard, 1967
Keith Lincoln, 1963

Highest, Career (minimum 500 att.)

- 4.90 Paul Lowe, 1960-68
- 4.71 Keith Lincoln, 1961-66, '68
- 4.43 Dickie Post, 1967-70

Highest, Season (minimum 100 att.)

- 6.45 Keith Lincoln, 1963
- 6.29 Paul Lowe, 1960
- 5.71 Paul Lowe, 1963

Highest, Game (minimum 10 att.)

- 14.7 Michael Turner, Oct. 7, 2007 at Denver
- 13.8 Keith Lincoln, Sept. 30, 1962 at Oakland
- 13.5 J.K. Dobbins, Sept. 8, 2024 vs. Las Vegas

RUSHING ATTEMPTS

Most, Career

- 2,880 LaDainian Tomlinson, 2001-09
- 1,059 Melvin Gordon, 2015-19
- 1,031 Marion Butts, 1989-93

Most, Season

- 372 LaDainian Tomlinson, 2002
- 348 LaDainian Tomlinson, 2006
- 343 Natrone Means, 1994

Most, Game

- 39 LaDainian Tomlinson, Oct. 20, 2002 at Oak.
Marion Butts, Dec. 17, 1989 at Kansas City
- 37 (3x) Last: L.Tomlinson, Nov. 21, 2004 at Oak.
- 36 LaDainian Tomlinson, Sept. 9, 2001 vs. Was.
Gary Brown, Oct. 5, 1997 at Oakland

PASSING ATTEMPTS

Most Seasons Leading League

- 2 Dan Fouts, 1980, 1981
John Hadl, 1968, 1971
- 1 Philip Rivers, 2015

Most, Career

- 7,591 Philip Rivers, 2004-19
- 5,604 Dan Fouts, 1973-87
- 3,640 John Hadl, 1962-72

Most, Season

- 699 Justin Herbert, 2022
- 672 Justin Herbert, 2021
- 661 Philip Rivers, 2015

Most, Game

- 65 Philip Rivers, Oct. 18, 2015 at Green Bay
- 64 Justin Herbert, Jan. 9, 2022 at Las Vegas (OT)
- 58 Philip Rivers, Oct. 25, 2015 vs. Oakland
Mark Herrmann, Dec. 22, 1985 at K.C.

PASS COMPLETIONS

Most Seasons Leading League

- 2 Dan Fouts, 1980, 1981
John Hadl, 1968, 1971
- 1 Philip Rivers, 2015

Most, Career

- 4,908 Philip Rivers, 2004-19
- 3,297 Dan Fouts, 1973-1987
- 1,824 John Hadl, 1962-1972

Most, Season

- 477 Justin Herbert, 2022
- 443 Justin Herbert, 2021
- 437 Philip Rivers, 2015

Most, Game

- 43 Philip Rivers, Oct. 18, 2015 at Green Bay
- 40 Justin Herbert, Sept. 24, 2023 at Minnesota
- 39 Justin Herbert, Dec. 11, 2022 vs. Miami

Most Consecutive

- 25* Philip Rivers, Nov. 25, 2018 vs. Arizona
- 22 Philip Rivers, Sept. 13, 2015 vs. Detroit –
Sept. 20, 2015 at Cincinnati
- 20 Philip Rivers, Sept. 13, 2015 vs. Detroit

COMPLETION PERCENTAGE

Most Seasons Leading League (min. 140 att.)

- 1 Philip Rivers, 2013
Mark Herrmann, 1985
Dan Fouts, 1979
Tobin Rote, 1963

Highest, Career (minimum 500 att.)

- 66.6 Justin Herbert, 2020-24
- 64.7 Philip Rivers, 2004-19
- 62.2 Drew Brees, 2001-05

Highest, Season (minimum 140 att.)

- 69.5 Philip Rivers, 2013
- 68.2 Justin Herbert, 2022
- 68.3 Philip Rivers, 2018

Highest, Game (minimum 20 att.)

- 96.6 Philip Rivers, Nov. 25, 2018 vs. Ari. (28-of-29)
- 90.0 Philip Rivers, Nov. 1, 2012 vs. K.C. (18-of-20)
- 88.0 Drew Brees, Oct. 31, 2004 vs. Oak. (22-of-25)

PASSING YARDS

Most Seasons Leading League

- 4 Dan Fouts, 1979, 1980, 1981, 1982
- 3 John Hadl, 1965, 1968, 1971
- 1 Philip Rivers, 2010

Most, Career

- 59,271 Philip Rivers, 2004-19
- 43,040 Dan Fouts, 1973-87
- 26,938 John Hadl, 1962-72

Most, Season

- 5,014 Justin Herbert, 2021
- 4,802 Dan Fouts, 1981
- 4,792 Philip Rivers, 2015

Most, Game

- 503 Philip Rivers, Oct. 18, 2015 at Green Bay
- 455 Philip Rivers, Sept. 26, 2010 at Seattle
- 444 Dan Fouts, Dec. 11, 1982 at San Francisco
Dan Fouts, Oct. 19, 1980 vs. N.Y. Giants

Most Games 300 Yards or More, Career

- 70 Philip Rivers, 2004-19
- 51 Dan Fouts, 1973-87
- 25 Justin Herbert, 2020-23

Most Games 300 Yards or More, Season

- 9 Justin Herbert, 2021
- 8 Justin Herbert, 2020
Philip Rivers, 2015, 2019
Dan Fouts, 1980
- 7 Dan Fouts, 1981, 1985

Most Consecutive Games, 300 Yards or More

- 5 Philip Rivers, 2015
- 4 Dan Fouts, 1979, 1980-81
- 3 Justin Herbert, 2020-21, 2021, 2022
Philip Rivers, 2010-11, 2016, 2017
Dan Fouts, 1980, 1985
John Hadl, 1967

Most Games 400 Yards or More, Career

- 11 Philip Rivers, 2004-19
- 6 Dan Fouts, 1973-87
- 1 Justin Herbert, 2020-23
Jim Harbaugh, 1999-2000

Longest Completion

- 99t* Stan Humphries, Sept. 18, 1994 at Seattle
- 91t Jack Kemp, Nov. 12, 1961 at Denver
- 88t Ed Luther, Dec. 3, 1984 vs. Chicago

TOUCHDOWN PASSES

Most Seasons Leading League

- 2 Dan Fouts, 1981, 1982
John Hadl, 1968, 1971
- 1 Philip Rivers, 2008

Most, Career

- 397 Philip Rivers, 2004-19
- 254 Dan Fouts, 1973-87
- 201 John Hadl, 1962-72

Most, Season

- 38 Justin Herbert, 2021
- 34 Philip Rivers, 2008
- 33 Philip Rivers, 2017-18
Dan Fouts, 1981

Most, Game

- 6 Dan Fouts, Nov. 22, 1981 at Oakland
- 5 (4x), Last: Drew Brees, Oct. 31, 2004 vs. Oak.
- 4 (32x), Last: J.Herbert, Nov. 12, 2023 vs. Det.

Most Consecutive Games

- 28 Philip Rivers, 2012-14
- 27 Philip Rivers, 2017-18
- 26 Justin Herbert, 2020-23

INTERCEPTIONS THROWN

Most Seasons Leading League (Most INTs)

- 2 Philip Rivers, 2014, 2016
John Hadl, 1968, 1972

Most, Career

- 242 Dan Fouts, 1973-87
- 211 John Hadl, 1962-72
- 198 Philip Rivers, 2004-19

Most, Season

- 32 John Hadl, 1968
- 26 John Hadl, 1972
- 25 John Hadl, 1971
Jack Kemp, 1960

Most, Game

- 6 Ed Luther, Oct. 31, 1983 vs. Washington
John Hadl, Dec. 8, 1968 vs. Kansas City
- 5 (9x), Last: C.Wheilihan, Dec. 13, 1998 at Sea.
- 4 (33x), Last: P.Rivers, Nov. 18, 2019 vs. K.C.

Fewest, Season (minimum 150 att.)

- 1 Easton Stick, 2023 (174 att.)
- 3 Ed Luther, 1984 (151 att.)
- 4 Doug Flutie, 2003 (167 att.)
John Friesz, 1993 (238 att.)

Most Consecutive Attempts, None Intercepted

- 233 Justin Herbert, Dec. 26, 2022-Oct. 1, 2023
- 194 Drew Brees, Oct. 17-Dec. 5, 2004
- 170 Philip Rivers, Nov. 27-Dec. 24, 2011

Lowest Percentage, Season (minimum 150 att.)

- 0.6 Easton Stick, 2023
- 1.4 Justin Herbert, 2022
- 1.5 Justin Herbert, 2023

PASSER RATING

Most Seasons Leading League (min. 300 att.)

- 1 Philip Rivers, 2008

Highest, Career (minimum 500 att.)

- 95.7 Justin Herbert, 2020-24
- 95.1 Philip Rivers, 2004-19
- 84.9 Drew Brees, 2001-05

Highest, Season (minimum 300 att.)

- 105.5 Philip Rivers, 2008, 2013, 2018
- 104.8 Drew Brees, 2004
- 104.4 Philip Rivers, 2009

Highest, Game (minimum 20 att.)

- 157.1 Dan Fouts, Sept. 7, 1981 at Cleveland
- 154.4 Philip Rivers, Dec. 8, 2019 at Jacksonville
- 153.1 Drew Brees, Oct. 31, 2004 vs. Oakland

RECEIVING YARDS

Most Seasons Leading League

- 3 Lance Alworth, 1965, 1966, 1968
- 1 Wes Chandler, 1982
John Jefferson, 1980

Most, Career

- 11,841 Antonio Gates, 2003-18
- 10,530 Keenan Allen, 2013-23
- 9,584 Lance Alworth, 1962-70

Most, Season

- 1,602 Lance Alworth, 1965
- 1,393 Keenan Allen, 2017
- 1,383 Lance Alworth, 1966

Most, Game

- 260 Wes Chandler, Dec. 20, 1982 vs. Cincinnati
- 243 Wes Chandler, Sept. 15, 1985 vs. Seattle
- 232 Lance Alworth, Oct. 20, 1963 at Kansas City

Most Games 100 Yards or More, Career

- 41 Lance Alworth, 1962-70
- 38 Keenan Allen, 2013-23
- 24 Kellen Winslow, 1979-87

Most Games 100 Yards or More, Season

- 9 Lance Alworth, 1965
- 8 Lance Alworth, 1966
- 7 Keenan Allen, 2017
John Jefferson, 1980

Most Consecutive Games, 100 Yards or More

- 5 Lance Alworth, 1966
- 4 Keenan Allen, 2017
Wes Chandler, 1982
John Jefferson, 1979-80
Charlie Joiner, 1976
Lance Alworth, 1968
Lance Alworth, 1965
- 3 Keenan Allen, 2023
Kellen Winslow, 1982
Kellen Winslow, 1980
John Jefferson, 1980
John Jefferson, 1979
Gary Garrison, 1971
Lance Alworth, 1967
Lance Alworth, 1965
Lance Alworth, 1964

Most Games 200 Yards or More, Career

- 5* Lance Alworth, 1962-70
- 2 Wes Chandler, 1981-87
- 1 Keenan Allen, 2013-23
Malcom Floyd, 2004-15

Longest Reception

- 99t* Tony Martin, Sept. 18, 1994 at Seattle
- 91t Keith Lincoln, Nov. 12, 1961 at Denver
- 88t Bobby Duckworth, Dec. 3, 1984 at Chicago

RECEIVING AVERAGE

Most Seasons Leading League (min. 35 rec.)

- 1 Mike Williams, 2019
Malcom Floyd, 2011
Wes Chandler, 1982
Gary Garrison, 1970
Lance Alworth, 1965

Average per Catch, Career (minimum 250 rec.)

- 19.4 Lance Alworth, 1962-70
- 18.6 Gary Garrison, 1966-76
- 17.5 Vincent Jackson, 2005-11

Average per Catch, Season (minimum 35 rec.)

- 23.2 Lance Alworth, 1965
- 22.9 Gary Garrison, 1970
- 21.2 Gary Garrison, 1968, 1971

Highest, Game (minimum 5 rec.)

- 36.0 Lance Alworth, Nov. 2, 1963 at New York Jets
- 33.6 Lance Alworth, Nov. 15, 1964 at Kansas City
- 32.0 Lance Alworth, Dec. 19, 1965 vs. Oakland

RECEPTIONS

Most Seasons Leading League

- 3 Lance Alworth, 1966, 1968, 1969
- 2 Kellen Winslow, 1980, 1981

Most, Career

- 955 Antonio Gates, 2003-18
- 904 Keenan Allen, 2013-23
- 586 Charlie Joiner, 1976-86

Most, Season

- 108 Keenan Allen, 2023
- 107 Austin Ekeler, 2022
- 106 Keenan Allen, 2021

Most, Game

- 18 Keenan Allen, Sept. 24, 2023 at Minnesota
- 16 Keenan Allen, Nov. 22, 2020 vs. N.Y. Jets
- 15 Austin Ekeler, Oct. 6, 2019 vs. Denver
Keenan Allen, Sept. 13, 2015 vs. Detroit
Kellen Winslow, Oct. 7, 1984 at Green Bay

Most Consecutive Games With a Catch

- 96 Lance Alworth, 1962-69
- 80 Antonio Gates, 2003-08
- 78 Charlie Joiner, 1978-84

RECEIVING TOUCHDOWNS

Most Seasons Leading League

- 3 Lance Alworth, 1964, 1965, 1966
- 2 John Jefferson, 1978, 1980
- 1 Tony Martin, 1996
Wes Chandler, 1982

Most, Career

- 116 Antonio Gates, 2003-18
- 81 Lance Alworth, 1962-70
- 59 Keenan Allen, 2013-23

Most, Season

- 14 Tony Martin, 1996
Lance Alworth, 1965
- 13 Antonio Gates, 2004
John Jefferson, 1978, 1980
Lance Alworth, 1964, 1966
- 12 Antonio Gates, 2014
Gary Garrison, 1970

Most, Game

- 5* Kellen Winslow, Nov. 22, 1981 at Oakland
- 4 Lance Alworth, Dec. 1, 1968 at Denver
- 3 (14x) Last: D.Woodhead, Dec. 20, 2015 vs. Mia.

Most Consecutive Games

- 9 Antonio Gates, 2009-10
Lance Alworth, 1963
- 7 Lance Alworth, 1967
- 6 John Jefferson, 1980
Lance Alworth, 1964

SCRIMMAGE YARDS

Most Seasons Leading League

- Lance Alworth, 1965, 1968
- LaDainian Tomlinson, 2003

Most, Career

- 16,445 LaDainian Tomlinson, 2001-09
11,841 Antonio Gates, 2003-18
10,643 Keenan Allen, 2013-23

Most, Season

- 2,370 LaDainian Tomlinson, 2003
2,323 LaDainian Tomlinson, 2006
2,172 LaDainian Tomlinson, 2002

Most, Game

- 271 LaDainian Tomlinson, Dec. 1, 2002 vs. Den.
261 Melvin Gordon, Nov. 6, 2016 vs. Tennessee
260 LaDainian Tomlinson, Dec. 28, 2003 vs. Oak.
Wes Chandler, Dec. 20, 1982 vs. Cincinnati

Most Games 100 Yards or More, Career

- 79 LaDainian Tomlinson, 2001-09
44 Lance Alworth, 1962-70
39 Keenan Allen, 2013-23

Most Games 100 Yards or More, Season

- 14 LaDainian Tomlinson, 2006
11 LaDainian Tomlinson, 2003
10 Ryan Mathews, 2011
LaDainian Tomlinson, 2004
LaDainian Tomlinson, 2002

Most Consecutive Games, 100 Yards or More

- 11 LaDainian Tomlinson, 2006
6 Melvin Gordon, 2018
Ryan Mathews, 2011
LaDainian Tomlinson, 2007
LaDainian Tomlinson, 2004
5 Natrone Means, 1994
Lydell Mitchell, 1978

Most Games 200 Yards or More, Career

- 12 LaDainian Tomlinson, 2001-09
5 Lance Alworth, 1962-70
2 Lionel James, 1984-88
Wes Chandler, 1981-87

INTERCEPTIONS

Most Seasons Leading League

- Casey Hayward, 2016
- Eric Weddle, 2011
- Antonio Cromartie, 2007

Most, Career

- 42 Gill Byrd, 1983-92
29 Dick Harris, 1960-65
26 Rodney Harrison, 1994-2002

Most, Season

- 10 Antonio Cromartie, 2007
9 Charlie McNeil, 1961
8 (4x) Last: Ryan McNeil, 2001

Most, Game

- 3 Antonio Cromartie, Nov. 11, 2007 vs. Ind.
Wayne Harper, Nov. 27, 1995 vs. Oakland
Pete Shaw, Nov. 2, 1980 at Cincinnati
Clarence Duren, Oct. 30, 1977 at Miami
Chris Fletcher, Nov. 30, 1975 at Denver (OT)
Joe Beauchamp, Sept. 24, 1972 vs. Denver
Leslie "Speedy" Duncan, Sept. 25, 1966 at Oak.
Bud Whitehead, Oct. 10, 1965 at Buffalo
Dick Harris, Nov. 17, 1963 at Buffalo
C.McNeil, Sept. 24, 1961 vs. Houston Oilers
C.McNeil, Dec. 18, 1960 vs. Titans of N.Y.
2 (86x) Last: Kyzir White, Oct. 17, 2021 at Bal.

Most Consecutive Games

- 5 Charlie McNeil, 1961
4 Greg Jackson, 1998
Gill Byrd, 1989
Mike Fuller, 1977
Bryant Salter, 1972
3 (18x) Last: Stephen Cooper, 2008

INTERCEPTION RETURN YARDS

Most Seasons Leading League

- Vencie Glenn, 1987
- Charlie McNeil, 1961

Most, Career

- 546 Gill Byrd, 1983-92
502 Charlie McNeil, 1960-64
477 Kenny Graham, 1964-69

Most, Season

- 349 Charlie McNeil, 1961
224 Stanley Richard, 1994
166 Vencie Glenn, 1987

Most, Game

- 177* Charlie McNeil, Sept. 24, 1961 vs. Hou. Oilers
106 Woodrow Lowe, Nov. 18, 1979 vs. Pittsburgh
103 Vencie Glenn, Nov. 29, 1987 vs. Denver

Longest Return

- 103t Vencie Glenn, Nov. 29, 1987 vs. Denver
102t Donald Frank, Oct. 31, 1993 at L.A. Raiders
100t Leslie "Speedy" Duncan, Oct. 15, 1967 vs. K.C.

INTERCEPTION TOUCHDOWNS

Most Seasons Leading League

- Clinton Hart, 2005
- Jeffery Dale, 1985
- John Hendy, 1985
- Gill Byrd, 1984
- Woodrow Lowe, 1979
- Fred Dean, 1977
- Leroy Jones, 1977
- Kenny Graham, 1969
- Joe Beauchamp, 1968
- Earl Faison, 1964
- Henry Schmidt, 1964
- Claude Gibson, 1962
- Dick Harris, 1961

Most, Career

- 5 Kenny Graham, 1964-69
Dick Harris, 1960-65
4 Woodrow Lowe, 1976-86
3 Eric Weddle, 2007-15
Joe Beauchamp, 1966-75

Most, Season

- 3 Dick Harris, 1961
2 (9x) Last: Demorrio Williams, 2012
1 (77x) Last: Bryce Callahan, 2022

Most, Game

- 1 (98x) Last: B.Callahan, Dec. 4, 2022 at L.V.

SACKS

Most Seasons Leading League

- Shawne Merriman, 2006

Most, Career

- 105.5 Leslie O'Neal, 1986-95
69.5 Shaun Phillips, 2004-12
69.0 Joey Bosa, 2016-23

Most, Season

- 17.5 Gary Johnson, 1980
17.0 Khalil Mack, 2023
Shawne Merriman, 2006
Leslie O'Neal, 1992
Steve DeLong, 1969
15.5 Fred Dean, 1978

Most, Game (since 1982)

- 6.0 Khalil Mack, Oct. 1, 2023 vs. Las Vegas
5.0 Leslie O'Neal, Nov. 16, 1986 vs. Dallas
4.0 Antwan Barnes, Dec. 18, 2011 vs. Baltimore
Shaun Phillips, Oct. 3, 2010 vs. Arizona
Leslie O'Neal, Oct. 22, 1995 at Seattle
Leslie O'Neal, Dec. 6, 1992 at Phoenix
Leslie O'Neal, Dec. 22, 1991 vs. Denver

PUNTS

Most Seasons Leading League

- Paul Maguire, 1962

Most, Career

- 771 Darren Bennett, 1995-2003
756 Mike Scifres, 2003-15
519 Dennis Pardee, 1968-75

Most, Season

- 95 Darren Bennett, 1998
92 Darren Bennett, 2000
89 Darren Bennett, 1997, 1999

Most, Game

- 11 (5x), Last: D.Bennett, Oct. 11, 1998 at Oak.
10 (10x) Last: D.Kaser, Nov. 12, 2017 at Jax.
9 (14x), Last: D.Kaser, Dec. 24, 2017 at N.Y. Jets

PUNT YARDS

Most Seasons Leading League

- Paul Maguire, 1962

Most, Career

- 34,152 Mike Scifres, 2003-15
33,776 Darren Bennett, 1995-2003
21,417 Dennis Pardee, 1968-75

Most, Season

- 4,248 Darren Bennett, 2000
4,174 Darren Bennett, 1998
3,972 Darren Bennett, 1997

Most, Game

- 522 Darren Bennett, Oct. 11, 1998 at Oakland
493 Mike Scifres, Nov. 18, 2012 at Denver
492 Dennis Pardee, Nov. 10, 1974 at Kansas City

Longest Punt

- 83 JK Scott, Dec. 10, 2023 vs. Denver
82 Paul Maguire, Nov. 19, 1961 vs. Dallas Texans
73 Dennis Pardee, Oct. 17, 1971 at Denver

PUNTING AVERAGE

Most Seasons Leading League (min. 50 punts)

- Darren Bennett, 2000

Highest, Career (minimum 100 punts)

- 47.4 Drew Kaser, 2016-18
46.5 Ty Long, 2019-21
45.3 JK Scott, 2022-24
45.2 Mike Scifres, 2003-15

Highest, Season (minimum 50 punts)

- 48.3 Mike Scifres, 2012
48.1 Drew Kaser, 2017
46.8 Ty Long, 2020

Highest, Game (minimum 4 punts)

- 59.5 Mike Scifres, Oct. 17, 2010 at St. Louis
Darren Bennett, Oct. 1, 1995 at Pittsburgh
57.4 JK Scott, Dec. 10, 2023 vs. Denver
57.0 Drew Kaser, Oct. 30, 2016 at Denver
Mike Scifres, Oct. 19, 2014 vs. Kansas City
Darren Bennett, Sept. 17, 2000 at Kansas City

PUNT RETURN YARDS

Most Seasons Leading League

- Leslie "Speedy" Duncan, 1965

Most, Career

- 2,388 Mike Fuller, 1975-80
1,651 Leslie "Speedy" Duncan, 1964-70
1,407 Darrien Gordon, 1993-96

Most, Season

- 537 Darrien Gordon, 1996
489 Eric Metcalf, 1997
475 Darrien Gordon, 1994

Most, Game

- 168 Eric Metcalf, Nov. 2, 1997 at Cincinnati
136 Mike Fuller, Nov. 21, 1976 at Buffalo
133 Andre Coleman, Sept. 17, 1995 at Philadelphia

Longest Return

- 95t Leslie "Speedy" Duncan, Nov. 24, 1968 vs. NYJ
90t Darrien Gordon, Sept. 25, 1994 at L.A. Raiders
88t Andre Coleman, Sept. 17, 1995 at Philadelphia
Mike Fuller, Oct. 9, 1977 at New Orleans

PUNT RETURN AVERAGE

Most Seasons Leading League (min. 20 ret.)

- 1 Derius Davis, 2023
- Ron Smith, 1973
- Leslie "Speedy" Duncan, 1965

Highest, Career (minimum 50 ret.)

- 13.7 Darrien Gordon, 1993-96
- 12.0 Leslie "Speedy" Duncan, 1964-70
- 11.3 Mike Fuller, 1975-80

Highest, Season (minimum 20 ret.)

- 16.0 Derius Davis, 2023
- 15.5 Leslie "Speedy" Duncan, 1965
- 14.9 Darrien Gordon, 1996

PUNT RETURN TOUCHDOWNS

Most Seasons Leading League

- 2 Leslie "Speedy" Duncan, 1965, 1966
- 1 Derius Davis, 2023
- Desmond King, 2018
- Eric Metcalf, 1997
- Andre Coleman, 1995
- Darrien Gordon, 1994
- Nate Lewis, 1990
- Kitrick Taylor, 1990
- Ron Smith, 1973

Most, Career

- 4 Leslie "Speedy" Duncan, 1964-70
- 3 Eric Metcalf, 1997
- Darrien Gordon, 1993-96
- 2 (5x) Last: Desmond King, 2017-19

Most, Season

- 3 Eric Metcalf, 1997
- 2 (3x) Last: Darrien Gordon, 1994
- 1 (20x) Last: Derius Davis, 2023

Most, Game

- 2* Eric Metcalf, Nov. 2, 1997 at Cincinnati
- 1 (26x) Last: Derius Davis, Nov. 6, 2023 at NYJ

PUNT RETURNS

Most, Career

- 212 Mike Fuller, 1975-80
- 138 Leslie "Speedy" Duncan, 1964-70
- 124 Lionel James, 1984-88

Most, Season

- 46 Mike Fuller, 1979
- 45 Eric Metcalf, 1997
- 39 Mike Fuller, 1978

Most, Game

- 8 (4x) Last: Leon Johnson, Dec. 7, 2003 at Det.
- 7 (4x) Last: M.Fuller, Dec. 17, 1978 at Hou. Oilers
- 6 (9x) Last: J.Herndon, Dec. 20, 2015 vs. Mia.

Most Fair Catches, Season

- 29 Derius Davis, 2023
- 25 Travis Benjamin, 2017
- 24 Kenny Graham, 1969

Most Fair Catches, Game

- 6 Derius Davis, Dec. 10, 2023 vs. Denver
- Phil McConkey, Dec. 17, 1989 at Kansas City
- 5 Travis Benjamin, Oct. 22, 2017 vs. Denver
- Jeff Graham, Sept. 3, 2000 at Oakland
- Kenny Graham, Oct. 4, 1969 vs. Cincinnati

KICKOFF RETURN YARDS

Most Seasons Leading League

- 1 Ronney Jenkins, 2001
- Lionel James, 1984
- James Brooks, 1982

Most, Career

- 6,469 Darren Sproles, 2005-10
- 3,997 Ronney Jenkins, 2000-02
- 3,914 Andre Coleman, 1994-96

Most, Season

- 1,541 Ronney Jenkins, 2001
- 1,531 Ronney Jenkins, 2000
- 1,528 Darren Sproles, 2005

Most, Game

- 250 Ronney Jenkins, Nov. 18, 2001 at Oakland
- 221 Ronney Jenkins, Sept. 10, 2000 vs. N.O.
- 215 Richard Goodman, Jan. 1, 2012 at Oakland

Longest Return

- 105t Richard Goodman, Jan. 1, 2012 at Oakland
- 103t Darren Sproles, Sept. 14, 2008 at Denver
- Keith Lincoln, Sept. 16, 1962 vs. Titans of N.Y.
- 101t Andre Roberts, Jan. 2, 2022 vs. Denver

KICKOFF RETURN AVERAGE

Most Seasons Leading League (min. 10 ret.)

- 1 Jimmy Warren, 1964

Highest, Career (minimum 75 ret.)

- 25.3 Leslie "Speedy" Duncan, 1964-70
- 25.1 Darren Sproles, 2005-10
- 24.2 Ronney Jenkins, 2000-02

Highest, Season (minimum 10 ret.)

- 32.8 Andre Roberts, 2021
- 29.7 Antonio Cromartie, 2006
- 28.9 Nasir Adderley, 2020

KICKOFF RETURN TOUCHDOWNS

Most Seasons Leading League

- 2 Anthony Miller, 1988, 1989
- 1 Richard Goodman, 2011
- Ronney Jenkins, 2001
- Andre Coleman, 1995
- Nate Lewis, 1991
- Jamie Holland, 1988
- Keith Lincoln, 1962

Most, Career

- 4 Andre Coleman, 1994-96
- 3 Ronney Jenkins, 2000-02
- 2 Darren Sproles, 2005-10
- Anthony Miller, 1988-93

Most, Season

- 2 Ronney Jenkins, 2001
- Andre Coleman, 1995
- Andre Coleman, 1994
- 1 (14x) Last: Andre Roberts, 2021

Most, Game

- 1 (20x) Last: A.Roberts, Jan. 2, 2022 vs. Den.

KICKOFF RETURNS

Most Seasons Leading League

- 1 Lionel James, 1984
- James Brooks, 1982

Most, Career

- 258 Darren Sproles, 2005-10
- 166 Andre Coleman, 1994-96
- 165 Ronney Jenkins, 2000-02

Most, Season

- 67 Ronney Jenkins, 2000
- 63 Darren Sproles, 2005
- 62 Andre Coleman, 1995

Most, Game

- 8 (5x) Last: Darren Sproles, Oct. 26, 2008 at N.O. in London
- 7 (13x) Last: D.Sproles, Oct. 19, 2009 vs. Den.
- 6 (36x) Last: R.Goodman, Jan. 1, 2012 at Oak.

COMBINED KICK & PUNT RETURN YARDS

Most Seasons Leading League

- 1 James Brooks, 1982
- Leslie "Speedy" Duncan, 1965

Most, Career

- 7,404 Darren Sproles, 2005-10
- 5,037 Leslie "Speedy" Duncan, 1964-70
- 4,240 Andre Coleman, 1994-96

Most, Season

- 1,737 Andre Coleman, 1995
- 1,636 Darren Sproles, 2005
- 1,625 Darren Sproles, 2008

COMBINED KICK & PUNT RETURNS

Most Seasons Leading League

- 1 Leslie "Speedy" Duncan, 1965

Most, Career

- 372 Darren Sproles, 2005-10
- 289 Mike Fuller, 1975-80
- 272 Leslie "Speedy" Duncan, 1964-70

Most, Season

- 90 Andre Coleman, 1995
- 81 Darren Sproles, 2005
- 80 Darren Sproles, 2009

SERVICE

Most Seasons

- 17 David Binn, 1994-2010
- 16 Philip Rivers, 2004-19
- Antonio Gates, 2003-18
- 15 Dan Fouts, 1973-87
- Russ Washington, 1968-82
- 14 Don Macek, 1976-89
- Doug Wilkerson, 1971-84

Most Games

- 256 David Binn, 1994-10
- 236 Antonio Gates, 2003-18
- 228 Philip Rivers, 2004-19
- 200 Junior Seau, 1990-2002
- Russ Washington, 1968-82

Most Consecutive Games

- 225 Philip Rivers, 2005-19
- 179 David Binn, 1994-10
- 178 Russ Washington, 1968-80

Most Consecutive Starts

- 224 Philip Rivers, 2006-19
- 148 Russ Washington, 1970-80
- 140 Walt Sweeney, 1964-73

TEAM RECORDS

*NFL Record | †strike-shortened 1982 season

GAMES WON

Most, Season

- 14 2006
- 13 2009
- 12 1961, 1979, 2004, 2018

Fewest, Season

- 1 2000
- 2 1973, 1975
- 4 1962, 1972, 1986, 1991, 1997, 2003, 2015

Most Consecutive

- 15 Nov. 27, 1960–Dec. 3, 1961
- 11 (3x) Last: Oct. 25, 2009–Jan. 3, 2010
- 8 (7x) Last: Oct. 25, 2004–Dec. 13, 2004

Most Consecutive at Home

- 10 Nov. 5, 1978–Nov. 25, 1979
- 9 (3x) Last: Sept. 17, 2006–Sept. 9, 2007
- 8 (4x) Last: Sept. 17, 2006–Dec. 31, 2006

Most Consecutive on Road

- 11 Oct. 2, 1960–Nov. 12, 1961
- 6 (4x) Last: Oct. 14, 2018 –Dec. 30, 2018
- 5 (5x) Last: Oct. 14, 2018 –Dec. 13, 2018

Most Consecutive at Start of Season

- 11 1961
- 6 1994
- 4 1966, 1980, 2002

GAMES LOST

Most, Season

- 15 2000
- 12 1975, 1986, 1991, 1997, 2003, 2015, 2023
- 11 1973, 1998, 2001, 2016, 2019

Fewest, Season

- 2 1961, 1965, 2006
- 3 2009, 1963, 1982†
- 4 1960, 1979, 2004, 2018

Most Consecutive

- 11 (2x) Last: Sept. 3, 2000–Nov. 19, 2000
- 9 (5x) Last: Dec. 4, 2016–Oct. 1, 2017
- 8 (9x) Last: Dec. 4, 2016–Sept. 24, 2017

Most Consecutive at Home

- 7 Nov. 13, 2016–Oct. 1, 2017
- 6 (2x) Last: Nov. 13, 2016–Sept. 24, 2017
- 5 (11x) Last: Nov. 12, 2023–Jan. 7, 2024

Most Consecutive on Road

- 11 Oct. 6, 1985–Oct. 26, 1986
- 8 (4x) Last: Sept. 3, 2000–Dec. 17, 2000
- 7 (7x) Last: Nov. 10, 2002–Oct. 5, 2003

Most Consecutive on Road w/o Victory (Ties incl.)

- 14 Nov. 22, 1970–Nov. 19, 1972

POINTS

Most Seasons Leading League

- 6 1963, 1965, 1981, 1982, 1985, 2006

Most, Season

- 492 2006
- 478 1981
- 474 2021

Most, Game

- 58 Dec. 22, 1963 vs. Denver
- 55 Nov. 22, 1981 at Oakland
- Oct. 20, 1968 vs. Denver
- 54 Nov. 19, 2017 vs. Buffalo

Most Game, Both Teams

- 98 Dec. 8, 1985 vs. Pittsburgh
- 93 Dec. 18, 1960 vs. Titans of New York
- 90 Nov. 12, 2006 at Cincinnati

Most, Half

- 42 Nov. 12, 2006 at Cincinnati (2nd half)
- 41 Nov. 5, 1961 vs. Titans of N.Y. (2nd half)
- 37 Nov. 19, 2017 vs. Buffalo (1st half)

Most, Quarter

- 28 Nov. 25, 2018 vs. Arizona (2nd quarter)
- Nov. 15, 1964 at K.C. (2nd quarter)
- Nov. 5, 1961 vs. Titans of N.Y. (3rd quarter)
- Sept. 24, 1961 vs. Houston Oilers (2nd quarter)

Most, Quarter, Both Teams

- 41 Nov. 21, 2021 vs. Pittsburgh (4th quarter)
- Oct. 10, 2021 vs. Cleveland (4th quarter)
- 38 Dec. 26, 2021 at Houston (4th quarter)
- Sept. 14, 2008 at Denver (2nd quarter)
- Oct. 19, 1986 at Kansas City (2nd quarter)
- Oct. 6, 1963 at Denver (2nd quarter)
- Oct. 7, 1961 at Boston (2nd quarter)

Fewest, Season

- 188 1973
- 189 1975
- 212 1974

Fewest, Game

- 0 (29x) Last: Dec. 6, 2020 vs. New England

Most Consecutive Games Not Shutout

- 240 Nov. 7, 1999–Nov. 2, 2014
- 114 Oct. 4, 1992–Oct. 24, 1999
- 105 Sept. 7, 1962–Oct. 26, 1969
- 98 Nov. 16, 2014–Nov. 29, 2020

TOUCHDOWNS

Most Seasons Leading League

- 6 1963, 1979, 1981, 1982, 1985, 2006

Most, Season

- 61 1981
- 60 1985
- 59 2006

Most, Game

- 8 Dec. 8, 1985 vs. Pittsburgh
- Nov. 22, 1981 at Oakland
- 7 (9x) Last: Oct. 10, 2021 vs. Cleveland
- 6 (37x) Last: Dec. 8, 2019 at Jacksonville

Fewest, Season

- 22 1973, 1975
- 23 1998
- 25 1977, 1999

POINTS AFTER TOUCHDOWN

Most Seasons Leading League

- 5 1965, 1981, 1982, 1985, 2006

Most, Season

- 58 2006
- 55 1981
- 54 2004

Most, Game

- 7 (7x) Last: Dec. 28, 2008 vs. Denver
- 6 (30x) Last: Dec. 8, 2019 at Jacksonville
- 5 (54x) Last: Nov. 12, 2023 vs. Detroit

Fewest, Season

- 19 1973, 1998
- 20 1975
- 21 1977

TWO-POINT CONVERSIONS

Most Seasons Leading League

- 4 2008, 2010, 2018, 2021

Most, Season

- 7 2021
- 6 2018
- 3 1994

Most, Game (since 1994)

- 2 Dec. 2, 2018 at Pittsburgh
- Sept. 9, 2018 vs. Kansas City
- Oct. 25, 2015 vs. Oakland
- 1 (39x) Last: Sept. 17, 2023 at Tennessee

Most Attempts, Season

- 11 2021
- 8 2018
- 7 1994

Most Attempts, Game (since 1994)

- 3 Dec. 26, 2021 at Houston
- Sept. 9, 2018 vs. Kansas City
- Sept. 4, 1994 at Denver
- 2 (6x) Last: Oct. 10, 2021 vs. Cleveland
- 1 (51x) Last: Sept. 8, 2024 vs. Las Vegas

FIELD GOALS

Most Seasons Leading League

- 2 1994, 2009

Most, Season

- 34 1994, 2013
- 32 2009
- 31 1993, 1999, 2022, 2023

Most, Game

- 6 (3x) Last: Oct. 5, 1997 at Oakland
- 5 (12x) Last: Dec. 23, 2023 vs. Buffalo
- 4 (39x) Last: Jan. 7, 2024 vs. Kansas City

Most Attempts, Season

- 43 2001
- 40 1993
- 38 1994

Most Attempts, Game

- 7 Oct. 8, 1966 at N.Y. Jets
- 6 (6x) Last: Nov. 19, 2017 vs. Buffalo
- 5 (28x) Last: Dec. 23, 2023 vs. Buffalo

Most, Game, Both Teams

- 9 Sept. 29, 1996 vs. Kansas City
- 8 Nov. 3, 1996 at Indianapolis
- Nov. 9, 1975 vs. New England
- 7 (17x) Last: Oct. 17, 2022 vs. Denver (OT)

Most Attempts, Game, Both Teams

- 10 (4x) Last: Dec. 12, 1999 vs. Seattle
- 9 (3x) Last: Dec. 1, 2002 vs. Denver
- 8 (24x) Last: Dec. 31, 2023 at Denver

Fewest Made, Season

- 6 1974
- 10 1976
- 12 1964, 1970, 1973, 1975

Fewest Attempts, Season

- 16 1974
- 19 1970
- 20 1962, 1976, 1988, 2003

FIRST DOWNS

Most Seasons Leading League (Total)

7 1965, 1969, 1980, 1981, 1982, 1983, 1985

Most, Season

401 2021
380 1985
379 1981

Most, Game

35 Oct. 19, 1986 at Kansas City
34 Nov. 18, 1984 vs. Miami (OT)
Dec. 20, 1982 vs. Cincinnati
33 Nov. 21, 2021 vs. Pittsburgh
Sept. 9, 2018 vs. Kansas City
Sept. 15, 2013 at Philadelphia
Oct. 31, 2004 vs. Oakland

Most, Game, Both Teams

62 Sept. 15, 1985 vs. Seattle
60 Sept. 10, 2023 vs. Miami
58 Dec. 29, 2002 vs. Seattle (OT)
Sept. 22, 1985 at Cincinnati
Nov. 18, 1984 vs. Miami (OT)

Fewest, Season

198 1973, 1975
208 1961
217 1962

Fewest, Game

3 Nov. 30, 1975 at Denver (OT)
5 Nov. 16, 2003 at Denver
Oct. 5, 1970 vs. Oakland
6 Dec. 24, 2000 vs. Pittsburgh
Nov. 22, 1987 at Seattle

Most Seasons Leading League (Rushing)

3 1963, 1965, 2006

Most by Rushing, Season

137 2006
131 2004
127 1965, 1981

Most by Rushing, Game

19 Nov. 27, 1960 vs. Oakland
18 Oct. 3, 1965 vs. Houston Oilers
17 (4x) Last: Sept. 10, 2023 vs. Miami

Fewest by Rushing, Game

0 Dec. 5, 2010 vs. Oakland
Nov. 14, 1999 at Oakland
1 (18x) Last: Oct. 29, 2023 vs. Chicago
2 (54x) Last: Oct. 16, 2023 vs. Dallas

Most Seasons Leading League (Passing)

7 1968, 1971, 1980, 1981, 1982, 1983, 1985

Most by Passing, Season

259 1985
256 2021
244 1980

Most by Passing, Game

27 Sept. 15, 1985 vs. Seattle
26 Oct. 18, 2015 at Green Bay
23 Dec. 20, 1982 vs. Cincinnati
Oct. 19, 1980 vs. N.Y. Giants

Fewest by Passing, Season

89 1975
93 1973
110 1961

Fewest by Passing, Game

0 Sept. 20, 1998 at Kansas City
1 Nov. 30, 1975 at Denver (OT)
2 (3x) Last: Nov. 16, 2003 at Denver

Most Seasons Leading League (Penalty)

2 1960, 1970

Most by Penalty, Season

39 2013, 2019
37 2004, 2014
36 2016, 2020

Most by Penalty, Game

7 Oct. 17, 2022 vs. Denver (OT)
Nov. 13, 2016 vs. Tennessee
Nov. 15, 1998 vs. Baltimore
Nov. 30, 1997 vs. Denver
6 (5x) Last: Nov. 30, 2014 at Baltimore
5 (23x) Last: Nov. 21, 2021 vs. Pittsburgh

Fewest by Penalty, Season

11 1975
12 1964
13 1968

NET YARDS GAINED

Most Seasons Leading League

8 1963, 1965, 1980, 1981, 1982, 1983, 1985, 2010

Most, Season

6,744 1981
6,634 2021
6,535 1985

Most, Game

661 Dec. 20, 1982 vs. Cincinnati
593 Nov. 10, 1985 vs. L.A. Raiders
581 Oct. 20, 1968 vs. Denver

Most, Game, Both Teams

1,102 Dec. 20, 1982 vs. Cincinnati
1,057 Oct. 20, 1968 vs. Denver
1,050 Sept. 15, 2013 at Philadelphia

Fewest, Season

3,411 1975
3,622 1973
3,953 1970

Fewest, Game

70 Nov. 2, 1969 at Denver
93 Oct. 5, 1975 vs. Oakland
96 Nov. 16, 2003 at Denver

Most Total Offensive Plays, Season

1,154 1984, 2022
1,135 1980
1,129 1981

Fewest Total Offensive Plays, Season

617 1982[†]
753 1963
759 1964

RUSHING

Most Seasons Leading League (Attempts)

1 1965

Most Attempts, Season

590 1978
525 2004
522 2006

Most Attempts, Game

58 Nov. 20, 1977 vs. Oakland
53 Dec. 16, 2007 vs. Detroit
Sept. 10, 1978 vs. Oakland
Dec. 3, 1972 vs. Oakland
52 Nov. 27, 1960 vs. Oakland

Fewest Attempts, Season

267 1982[†]
351 2000
361 1966

Most Seasons Leading League (Yards)

2 1963, 1965

Most Yards, Season

2,578 2006
2,257 1990
2,248 1991

Most Yards, Game

289 Dec. 28, 2008 vs. Denver
287 Oct. 13, 1963 vs. N.Y. Jets
274 Dec. 16, 2007 vs. Detroit

Fewest Yards, Game

2 Dec. 17, 1961 vs. Boston
3 Nov. 19, 1961 vs. Dallas Texans
11 Nov. 20, 1960 vs. Buffalo

Most Seasons Leading League (Touchdowns)

4 1961, 1981, 1982, 2006

Most Touchdowns, Season

32 2006
26 1981
25 1979

Fewest Touchdowns, Season

4 2012, 2015
5 1997
6 2014

Most Touchdowns, Game

5 (4x) Last: Dec. 28, 2008 vs. Denver
4 (22x) Last: Dec. 25, 2009 at Tennessee
3 (49x) Last: Sept. 10, 2023 vs. Miami

RUSHING AVERAGE

Most Seasons Leading League

6 1960, 1963, 1965, 1969, 1991, 2003

Most, Season

5.6 1963
5.1 2003
5.0 2024
4.9 2006

Highest, Game

8.52 Dec. 24, 1967 vs. N.Y. Jets
8.44 Dec. 22, 1963 vs. Denver
8.26 Nov. 5, 2006 vs. Cleveland

PASSING

Most Seasons Leading League (Attempts)

3 1968, 1984, 1985

Most Attempts, Season

711 2022

674 2021

667 2015

Most Attempts, Game

65 Oct. 18, 2015 at Green Bay

Oct. 19, 1986 at Kansas City

64 Jan. 9, 2022 at Las Vegas (OT)

58 Oct. 25, 2015 vs. Oakland

Dec. 22, 1985 at Kansas City

Fewest Attempts, Season

337 1975

338 1982[†]

349 1974

Fewest Attempts, Game

6 Dec. 19, 2004 at Cleveland

10 Dec. 18, 1988 vs. Kansas City

11 (2x) Last: Oct. 28, 2007 vs. Houston

Most Seasons Leading League (Completions)

3 1983, 1984, 1985

Most Completions, Season

485 2022

443 2021

442 2015

Most Completions, Game

43 Oct. 18, 2015 at Green Bay

41 Sept. 24, 2023 at Minnesota

39 Dec. 11, 2022 vs. Miami

Fewest Completions, Game

1 at Kansas City Sept. 20, 1998

3 vs. Oakland Oct. 5, 1975

4 at Cleveland Dec. 19, 2004

vs. Kansas City Nov. 2, 1986

Most Seasons Leading League (Net Yards)

11 1965, 1968, 1971, 1978, 1979, 1980, 1981, 1982,
1983, 1985, 2017

Most Net Yards Gained, Season

4,870 1985

4,800 2021

4,739 1981

Most Net Yards Gained, Game

494 Sept. 15, 1985 vs. Seattle

488 Oct. 18, 2015 at Green Bay

486 Dec. 20, 1982 vs. Cincinnati

Fewest Net Yards Gained, Season

1,610 1975

1,808 1973

2,244 1977

Fewest Net Yards Gained, Game

-22 Oct. 5, 1975 vs. Oakland

-19 Sept. 20, 1998 at Kansas City

7 Sept. 16, 1973 at Washington

Most Seasons Leading League (Touchdowns)

5 1971, 1981, 1982, 1985, 2008

Most Touchdowns, Season

38 2021

37 1985

34 1981, 2008

Fewest Touchdowns, Season

7 1975

9 1973

11 1977, 1988, 1998

Most Touchdowns, Game

7* Nov. 22, 1981 at Oakland

5 (9x) Last: Oct. 31, 2004 vs. Oakland

4 (35x) Last: Nov. 12, 2023 vs. Detroit

Most Seasons Leading League (Fewest INTs)

2 1966, 2004

Most Had Intercepted, Season

34 1962, 1998

33 1968, 1983, 1986

30 1964, 1973, 1978, 1985, 2000

Most Had Intercepted, Game

7 Dec. 13, 1998 at Seattle

Dec. 8, 1968 vs. Kansas City

6 (6x) Last: Oct. 24, 1999 vs. Green Bay

5 (14x) Last: Dec. 27, 1987 at Denver

Fewest Had Intercepted, Season

8 2004, 2023

9 2006

10 2009, 2020, 2022

SACKED ATTEMPTING TO PASS

Most Seasons Leading League (Least Sacked)

5 1963, 1964, 1967, 1968, 2017

Most Times, Season

57 1970

53 2000

51 1997

Fewest Times, Season

11 1967

12 1982[†]

18 1968, 2017

Most Times Sacked Opponent, Season

62 1986

61 2006

60 1980

Most Times Sacked Opponent, Game

11 Dec. 23, 2012 at N.Y. Jets

Nov. 16, 1986 vs. Dallas

10 Sept. 24, 1978 vs. Green Bay

9 (5x) Last: Dec. 24, 2016 at Cleveland

INTERCEPTIONS

Most Seasons Leading League (Interceptions)

3 1961, 2007, 2016

Most, Season

49* 1961

31 1969

30 1964, 2007

Most, Game

6 (6x) Last: vs. Indianapolis Nov. 11, 2007

5 (9x) Last: vs. Buffalo Nov. 19, 2017

4 (30x) Last: at Indianapolis Nov. 28, 2010

Most, Game, Both Teams

10 Dec. 13, 1998 at Seattle

9 Sept. 21, 1980 at Denver

Nov. 1, 1964 at Oakland

8 (11x) Last: Nov. 11, 2007 vs. Indianapolis

Fewest, Season

7 2014

9 1970, 2023

10 2005

Most Consecutive Games

46* 1960-63

Most Seasons Leading League (Return Yards)

2 1961, 1964

Most Yards Returned, Season

929* 1961

562 1979

499 1984

Most Yards Returned, Game

194 Sept. 24, 1961 vs. Houston Oilers

174 Oct. 29, 1961 vs. Denver

171 Nov. 18, 1979 vs. Pittsburgh

Fewest Yards Returned, Season

31 2023

65 2014

90 1970

Most Seasons Leading League (Return TDs)

1 1961

Most Touchdowns by Returns, Season

9* 1961

5 2012

4 1984, 2000

Most Touchdowns by Returns, Game

2 Nov. 28, 2010 at Indianapolis

Oct. 29, 1961 vs. Denver

1 (93x) Last: Dec. 4, 2022 at Las Vegas

PUNTS

Most, Season

95 1998
92 2000
90 1997

Most, Game

11 (5x) Last: Oct. 11, 1998 at Oakland
10 (11x) Last: Nov. 12, 2017 at Jacksonville
9 (12x) Last: Dec. 24, 2017 at N.Y. Jets

Fewest, Season

23 1982[†]
45 1972
47 2011

Fewest, Game

0 (8x) Last: Sept. 19, 2021 vs. Dallas
1 (38x) Last: Oct. 9, 2022 at Cleveland
2 (84x) Last: Nov. 12, 2023 vs. Detroit

Fewest, Game, Both Teams

1 (3x) Last: Sept. 19, 2021 vs. Dallas
2 (9x) Last: Dec. 16, 2021 vs. Kansas City
3 (18x) Last: Nov. 12, 2023 vs. Detroit

PUNT YARDS

Most Seasons Leading League (Yards)

1 1962

Most, Season

4,248 2000
4,174 1998
3,972 1997

Most, Game

522 Oct. 11, 1998 at Oakland
493 Nov. 18, 2012 at Denver
492 Nov. 10, 1974 at Kansas City

Fewest, Season

868 1982[†]
1,813 1972
2,123 2021

Most Seasons Leading League (Average)

4 1960, 1969, 1987, 2000

Highest Average, Season

48.1 2017
47.7 2024
47.5 2011
47.0 2019

Lowest Average, Season

36.3 1978
36.5 1979
36.8 1975

PUNT RETURNS

Most Seasons Leading League (Returns)

1 1965

Most, Season

57 1978
52 1979
49 2003

Most, Game

8 (4x) Last: Dec. 7, 2003 at Detroit
7 (7x) Last: Dec. 7, 1978 at Houston
6 (13x) Last: Dec. 20, 2015 vs. Miami

Fewest, Season

12 1982[†]
18 2021
20 2015

Most Seasons Leading League (Fair Catches)

3 1968, 1969, 1991

Most Fair Catches, Season

32 1969
29 2023
26 2015, 2017

Most Fair Catches, Game

6 (3x) Last: Dec. 10, 2023 vs. Denver
5 (3x) Last: Sept. 3, 2000 at Oakland
4 (14x) Last: Jan. 7, 2024 vs. Kansas City

Fewest Fair Catches, Season

0 1960, 1961, 1962, 1963, 1964, 1965, 1975
1 1976
3 1977

PUNT RETURN YARDS

Most Seasons Leading League (Return Yards)

1 1965

Most, Season

590 1978
559 1996
542 1998

Most, Game

168 Nov. 2, 1997 at Cincinnati
151 Sept. 20, 1965 vs. Kansas City
139 Nov. 5, 1961 vs. Titans of N.Y.

Fewest, Season

84 2015
100 2020
107 2021

Most Seasons Leading League (Average)

3 1965, 1966, 1973

Highest Average, Season

16.0 2023
15.5 1961
14.7 1996

Lowest Average, Season

4.2 2015
5.4 2019
5.6 1970, 2020

PUNT RETURN TOUCHDOWNS

Most Seasons Leading League

8 1965, 1973, 1990, 1994, 1995, 1997, 2018, 2023

Most, Season

3 1997
2 1965, 1973, 1990, 1994
1 (17x) Last: 2023

Most, Game

2[†] Nov. 2, 1997 at Cincinnati
1 (26x) Last: Nov. 6, 2023 at N.Y. Jets

KICKOFF RETURNS

Most Seasons Leading League

2 1982, 2003

Most, Season

84 2003
83 2000
75 1997

Most, Game

9 (7x) Last: Nov. 3, 2002 vs. N.Y. Jets
8 (15x) Last: Oct. 26, 2008 at N.O. in London
7 (51x) Last: Sept. 26, 2010 at Seattle

Most, Game, Both Teams

17 Dec. 8, 1985 vs. Pittsburgh
16 Dec. 18, 1960 vs. Titans of New York
15 (3x) Last: Oct. 2, 1983 at N.Y. Giants

KICKOFF RETURN YARDS

Most Seasons Leading League (Return Yards)

1 1962

Most, Season

1,804 2003
1,792 2000
1,716 2001

Most, Game

269 Nov. 18, 2001 at Oakland
242 Oct. 21, 1973 vs. Atlanta
232 Dec. 13, 1964 vs. Kansas City

Fewest, Season

390 2023
474 2017
508 2016

Most Seasons Leading League (Average)

3 1988, 1990, 2001

Highest Average, Season

26.0 2001
25.6 2011
25.5 2007

Lowest Average, Season

16.5 1961
17.5 1986
18.0 1992

KICKOFF RETURN TOUCHDOWNS

Most Seasons Leading League

6 1988, 1989, 1991, 1995, 2001, 2011

Most, Season

2 1988, 1994, 1995, 2001
1 1962, 1985, 1989, 1991, 1997, 2000, 2004, 2007, 2008, 2011, 2012, 2021

Most, Game

1 (20x) Last: Jan. 2, 2022 vs. Denver

PENALTIES

Most Seasons Leading League (Penalties)

4 1962, 1964, 1965, 1981

Most, Season

137 1998
129 1997
128 1981

Most, Game

19 Nov. 16, 1997 at Kansas City
16 Nov. 15, 1998 vs. Baltimore
15 Nov. 3, 1997 at Indianapolis

Fewest, Season

63 1969
64 1982[†]
68 1966

Fewest, Game

0 (5x) Last: Oct. 9, 2011 at Denver
1 (31x) Last: Jan. 7, 2024 vs. Kansas City
2 (41x) Last: Dec. 10, 2023 vs. Denver

Most Seasons Leading League (Penalty Yards)

3 1960, 1961, 1966

Most Yards, Season

1,229 1998
1,101 1997
1,039 1988

Most Yards, Game

148 Oct. 13, 1963 vs. N.Y. Jets
146 Nov. 15, 1998 vs. Baltimore
Nov. 16, 1997 at Kansas City
138 Nov. 16, 1981 at Seattle

FUMBLES

Most Seasons Leading League (Fewest Fumbles)

4 1963, 1966, 1993, 2021

Most, Season

44 1985

42 1983

40 1972, 1973, 1980

Most, Game

9 Sept. 24, 1978 vs. Green Bay

7 Sept. 30, 1973 vs. Cincinnati

6 (5x) Last: Dec. 13, 1987 vs. Pittsburgh

Most by Opponent, Game

9 Nov. 15, 1964 at Kansas City

7 (3x) Last: Sept. 9, 2001 vs. Washington

6 (6x) Last: Dec. 9, 1995 vs. Arizona

Most, Game, Both Teams

11 (3x) Last: Oct. 13, 1985 vs. Kansas City

10 (5x) Last: Nov. 25, 1990 vs. Seattle

9 (7x) Last: Sept. 9, 2001 vs. Washington

Fewest, Season

10 2021

13 1993

14 2009, 2013

Most Seasons Leading League (Fewest Lost Fum.)

5 1963, 1966, 1970, 1979, 1993

Most Lost, Season

22 1980, 1981, 1983

21 1973, 1978

20 1972, 1987, 2000

Most Lost, Game

6 Sept. 24, 1978 vs. Green Bay

4 (11x) Last: Dec. 14, 2023 at Las Vegas

3 (41x) Last: Nov. 26, 2023 vs. Baltimore

Most Own Recovered, Season

25 1985

21 1979

20 1972, 1973, 1975, 1983

Most Own Recovered, Game

5 (5x) Last: Dec. 26, 1999 vs. Oakland

4 (7x) Last: Sept. 14, 2014 vs. Seattle

3 (43x) Last: Nov. 6, 2023 at N.Y. Jets

Fewest Own Recovered, Season

3 2021

4 1963, 2013

7 1989, 2009

Most Opponents Recovered, Season

22 1986

18 1973, 1979, 1980, 1981, 2007

17 1960, 1961, 1963, 1983, 1984

Fewest Opponents Recovered, Season

3 2019

4 2011

5 1963

POINTS ALLOWED

Most Seasons Leading League (Fewest Points)

2 1961, 1963

Most, Season

462 1983

459 2021

441 2003

Most, Game

63 Dec. 14, 2023 at Las Vegas

57 Oct. 1, 2000 at St. Louis

52 Nov. 25, 1984 at Pittsburgh

Most, Quarter

31 Dec. 8, 1963 at Oakland (4th quarter)

30 Nov. 20, 1983 at St. Louis Cardinals (2nd quarter)

28 (5x) Last: Nov. 28, 1999 at Min. (2nd quarter)

Fewest, Season

205 1977

219 1961

221 1982[†]

Fewest, Game

0 (19x) Last: Dec. 3, 2023 at New England

3 (18x) Last: Sept. 15, 2024 at Carolina

6 (20x) Last: Nov. 6, 2023 at N.Y. Jets

FIRST DOWNS ALLOWED

Most Seasons Leading League (Fewest Total)

1 2010

Most, Season

383 2021

365 1981

364 1985

Most, Game

34 Sept. 14, 2008 at Denver

Dec. 29, 2002 vs. Seattle

Nov. 19, 2000 at Denver

33 Sept. 26, 2021 at Kansas City

Sept. 23, 2018 at L.A. Rams

Nov. 23, 2003 vs. Cincinnati

32 Oct. 4, 2009 at Pittsburgh

Fewest, Season

190 1965

196 1982[†]

224 1962

Fewest, Game

5 Dec. 12, 2010 vs. Kansas City

Sept. 19, 1976 at Tampa Bay

6 Oct. 11, 1998 at Oakland

Oct. 22, 1961 at Oakland

7 (6x) Last: Sept. 15, 2024 at Carolina

Most by Rushing, Season

154 1975

144 2021

143 1971

Most by Rushing, Game

19 (3x) Last: Nov. 22, 1987 at Seattle

17 Sept. 23, 1962 vs. Houston

16 Oct. 16, 1977 vs. New England

Dec. 18, 1966 vs. Kansas City

Fewest by Rushing, Season

54 1965

65 1982

71 1969

Fewest by Rushing, Game

0 (5x) Last: Nov. 28, 2010 at Indianapolis

1 (25x) Last: Sept. 8, 2024 vs. Las Vegas

2 (47x) Last: Nov. 6, 2023 at N.Y. Jets

Most Seasons Leading League (Fewest Passing)

1 2014

Most by Passing, Season

218 1985

216 1981

213 2008

Most by Passing, Game

24 Nov. 19, 2000 at Denver

23 Sept. 10, 2023 vs. Miami

Sept. 18, 2011 at New England

22 (4x) Last: Nov. 15, 2009 vs. Philadelphia

Fewest by Passing, Season

105 1977

114 1971

116 1965

Fewest by Passing, Game

1 (3x) Last: Dec. 28, 2003 vs. Oakland

2 (6x) Last: Dec. 19, 2004 at Cleveland

3 (13x) Last: Sept. 15, 2024 at Carolina

Most Seasons Leading League (Fewest Penalty)

1 1992

Most by Penalty, Season

41 2000, 2004, 2014

40 2021

35 1981, 1997, 1998

Most by Penalty, Game

7 Sept. 24, 2023 at Minnesota

Nov. 5, 2006 vs. Cleveland

6 (9x) Last: Sept. 24, 2017 vs. Kansas City

5 (23x) Last: Jan. 9, 2022 at Las Vegas (OT)

Fewest by Penalty, Season

12 1982[†]

13 1969, 1992

14 1976

NET YARDS ALLOWED

Most Seasons Leading League (Fewest Net Yards)

4 1961, 1965, 1998, 2010

Most, Season

6,265 1985

6,170 2023

6,136 1981

Most, Game

614 Oct. 1, 2000 at St. Louis

591 Dec. 29, 2002 vs. Seattle

553 Sept. 22, 1996 at Oakland

Fewest, Season

3,253 1982[†]

3,268 1965

3,652 1977

Fewest, Game

58 Oct. 22, 1961 at Oakland

67 Dec. 12, 2010 vs. Kansas City

99 Nov. 1, 1992 vs. Indianapolis

RUSHING ALLOWED

Most Seasons Leading League (Fewest Att.)

3 1965, 1979, 2004

Most Attempts, Season

606 1975

559 1973

552 1983

Most Attempts, Game

61 Oct. 25, 1981 at Chicago (OT)

60 Nov. 30, 1975 at Denver (OT)

59 Sept. 18, 1977 at Oakland

Fewest Attempts, Season

230 1982[†]

306 1965

355 2004

Fewest Attempts, Game

9 Dec. 16, 2007 vs. Detroit

Sept. 7, 1986 vs. Miami

10 (2x) Last: Sept. 16, 2012 vs. Tennessee

11 (6x) Last: Nov. 3, 2019 vs. Green Bay

Most Seasons Leading League (Fewest Yards)

3 1965, 1998, 2005

Most Yards, Season

2,478 2022

2,442 1975

2,403 1966

Most Yards, Game

378 Nov. 4, 2007 at Minnesota

355 Dec. 20, 2014 at San Francisco

328 Nov. 30, 1975 at Denver (OT)

Fewest Yards, Season

961 1982[†]

1,094 1965

1,140 1998

Fewest Yards, Game

2 Oct. 22, 1961 at Oakland

11 Dec. 17, 2000 at Carolina

13 Oct. 5, 1997 at Oakland

Most Seasons Leading League (Fewest TDs)

2 1961, 1963

Most Touchdowns, Season

26 1983

25 1971, 1981, 1985

23 1973, 1984

Fewest Touchdowns, Season

7 1961, 1965

8 1999, 2011

10 (12x) Last: 2012

Most Touchdowns, Game

5 Oct. 21, 1973 vs. Atlanta

Sept. 18, 1960 at Houston

4 (11x) Last: Nov. 3, 2013 at Washington

3 (51x) Last: Nov. 12, 2023 vs. Detroit

PASSING ALLOWED

Most Seasons Leading League (Fewest Att.)

2 1966, 2019

Most Attempts, Season

636 1996
607 2002, 2004
605 2008

Most Attempts, Game

61 Sept. 20, 1987 vs. St. Louis
58 (2x) Last: Oct. 3, 2004 vs. Tennessee
57 (2x) Last: Sept. 22, 1996 at Oakland

Fewest Attempts, Season

330 1977
341 1973
342 1982[†]

Fewest Attempts, Game

7 Nov. 6, 1977 at Detroit
12 (2x) Last: Dec. 10, 1972 at Denver
13 (4x) Last: Oct. 4, 1987 at Cincinnati

Most Seasons Leading League (Fewest Cmp.)

1 1966

Most Completions, Season

411 2008
389 2023
375 2002

Most Completions, Game

40 Dec. 20, 1982 vs. Cincinnati
39 Oct. 3, 2004 vs. Tennessee
37 Oct. 9, 1994 Kansas City

Fewest Completions, Season

170 1966
172 1977
177 1973

Fewest Completions, Game

3 Sept. 19, 1976 at Tampa Bay
5 (5x) Last: Oct. 4, 1987 at Cincinnati
6 (6x) Last: Dec. 28, 2003 vs. Oakland

Most Seasons Leading League (Fewest Net Yds)

4 1961, 1964, 1965, 2010

Most Net Yards, Season

4,311 1981
4,295 2002
4,293 1985

Most Net Yards, Game

466 Sept. 10, 2023 vs. Miami
453 Nov. 10, 2002 at St. Louis
451 Oct. 1, 2000 at St. Louis

Fewest Net Yards, Season

1,725 1977
2,155 1966
2,174 1965

Fewest Net Yards, Game

-13 Oct. 4, 1987 at Cincinnati
-4 Sept. 19, 1976 at Tampa Bay
0 Dec. 28, 2003 vs. Oakland
Dec. 6, 1970 vs. Cincinnati

Most Seasons Leading League (Fewest TDs)

4 1963, 1965, 1966, 1979

Most Touchdowns, Season

36 2003
33 2000
31 1997

Most Touchdowns, Game

5 (9x) Last: Dec. 14, 2023 at Las Vegas
4 (31x) Last: Oct. 22, 2023 at Kansas City
3 (116x) Last: Sept. 24, 2023 at Minnesota

Fewest Touchdowns, Season

10 1982[†]
11 1979
13 1966, 1970, 1974

PUNT RETURNS ALLOWED

Most Seasons Leading League (Fewest Returns)

7 1960, 1963, 1966, 1967, 1968, 1982, 2004

Most by Opponents, Season

56 1988
51 1996, 2000
49 1998

Fewest by Opponents, Season

7 1982[†]
16 1968
17 1960, 1972

Most Yards by Opponents, Season

722 2000
612 1996
601 1976

Most Yards by Opponent, Game

160 Sept. 13, 2010 at Kansas City
150 Dec. 27, 1987 at Denver
145 Dec. 6, 2020 vs. New England

KICKOFF RETURNS ALLOWED

Most Seasons Leading League (Fewest Returns)

1 1975

Most by Opponent, Season

90 2006
88 1981
87 2009

Fewest by Opponent, Season

11 2023
15 2022
21 2016

Most by Opponent, Game

10 (4x) Last: Dec. 16, 2007 vs. Detroit
9 (7x) Last: Nov. 28, 2010 at Indianapolis
8 (25x) Last: Nov. 24, 2013 at Kansas City

CAREER TOP-10

RUSHING YARDS

1. LaDainian Tomlinson, 2001-09	12,490
2. Paul Lowe, 1960-68	4,972
3. Austin Ekeler, 2017-23	4,355
4. Marion Butts, 1989-93	4,297
5. Melvin Gordon, 2015-19	4,240
6. Ryan Mathews, 2010-14	4,061
7. Natrone Means, 1993-95, 98-99	3,885
8. Chuck Muncie, 1980-84	3,309
9. Don Woods, 1974-80	2,858
10. Keith Lincoln, 1961-66, 68	2,698

RUSHING TOUCHDOWNS

1. LaDainian Tomlinson, 2001-09	138
2. Chuck Muncie, 1980-84	43
3. Austin Ekeler, 2017-23	39
4. Paul Lowe, 1960-68	38
5. Melvin Gordon, 2015-19	36
6. Natrone Means, 1993-95, 98-99	34
7. Marion Butts, 1989-93	31
8. Ryan Mathews, 2010-14	23
9. Mike Tolbert, 2008-11	20
10. Tim Spencer, 1985-90	19

RUSHING ATTEMPTS

1. LaDainian Tomlinson, 2001-09	2,880
2. Melvin Gordon, 2015-19	1,059
3. Marion Butts, 1989-93	1,031
4. Paul Lowe, 1960-68	1,015
5. Natrone Means, 1993-95, 98-99	1,013
6. Austin Ekeler, 2017-23	990
7. Ryan Mathews, 2010-14	923
8. Chuck Muncie, 1980-84	773
9. Don Woods, 1974-80	713
10. Keith Lincoln, 1961-66, 68	573

TOTAL YARDS FROM SCRIMMAGE

1. LaDainian Tomlinson, 2001-09	16,445
2. Antonio Gates, 2003-18	11,841
3. Keenan Allen, 2013-23	10,643
4. Lance Alworth, 1962-70	9,721
5. Charlie Joiner, 1976-86	9,191
6. Austin Ekeler, 2017-23	8,239
7. Gary Garrison, 1966-76	7,562
8. Kellen Winslow, 1979-87	6,741
9. Wes Chandler, 1981-87	6,197
10. Melvin Gordon, 2015-19	6,113

PASSING YARDS

1. Philip Rivers, 2004-19	59,271
2. Dan Fouts, 1973-87	43,040
3. John Hadl, 1962-72	26,938
4. Justin Herbert, 2020-24	17,622
5. Stan Humphries, 1992-97	16,085
6. Drew Brees, 2001-05	12,348
7. Jack Kemp, 1960-62	5,996
8. Doug Flutie, 2001-04	4,901
9. John Friesz, 1990-93	4,396
10. Jim Harbaugh, 1999-2000	4,177

TOUCHDOWN PASSES

1. Philip Rivers, 2004-19	397
2. Dan Fouts, 1973-87	254
3. John Hadl, 1962-72	201
4. Justin Herbert, 2020-24	118
5. Stan Humphries, 1992-97	85
6. Drew Brees, 2001-05	80
7. Jack Kemp, 1960-62	37
8. Tobin Rote, 1963-64	29
9. Doug Flutie, 2001-04	25
10. Billy Joe Tolliver, 1989-90	21

PASS ATTEMPTS

1. Philip Rivers, 2004-19	7,591
2. Dan Fouts, 1973-87	5,604
3. John Hadl, 1962-72	3,640
4. Justin Herbert, 2020-24	2,486
5. Stan Humphries, 1992-97	2,350
6. Drew Brees, 2001-05	1,809
7. Jack Kemp, 1960-62	815
8. John Friesz, 1990-93	747
9. Doug Flutie, 2001-04	737
10. Jim Harbaugh, 1999-2000	636

PASS COMPLETIONS

1. Philip Rivers, 2004-19	4,908
2. Dan Fouts, 1973-87	3,297
3. John Hadl, 1962-72	1,824
4. Justin Herbert, 2020-24	1,656
5. Stan Humphries, 1992-97	1,335
6. Drew Brees, 2001-05	1,125
7. Doug Flutie, 2001-04	408
8. John Friesz, 1990-93	401
9. Jack Kemp, 1960-62	389
10. Jim Harbaugh, 1999-2000	372

PASSES INTERCEPTED

1. Dan Fouts, 1973-87	242
2. John Hadl, 1962-72	211
3. Philip Rivers, 2004-19	198
4. Stan Humphries, 1992-97	73
5. Drew Brees, 2001-05	53
6. Jack Kemp, 1960-62	49
7. Justin Herbert, 2020-24	43
8. Ryan Leaf, 1998-2000	33
9. Tobin Rote, 1963-64	32
10. Craig Whelihan, 1995-98	29

RECEIVING YARDS

1. Antonio Gates, 2003-18	11,841
2. Keenan Allen, 2013-23	10,530
3. Lance Alworth, 1962-70	9,584
4. Charlie Joiner, 1976-86	9,203
5. Gary Garrison, 1966-76	7,533
6. Kellen Winslow, 1979-87	6,741
7. Wes Chandler, 1981-87	6,132
8. Anthony Miller, 1988-93	5,582
9. Malcom Floyd, 2004-15	5,550
10. Mike Williams, 2017-23	4,806

RECEIVING TOUCHDOWNS

1. Antonio Gates, 2003-18	116
2. Lance Alworth, 1962-70	81
3. Keenan Allen, 2013-23	59
4. Gary Garrison, 1966-76	58
5. Charlie Joiner, 1976-86	47
6. Kellen Winslow, 1979-87	45
7. Wes Chandler, 1981-87	41
8. Vincent Jackson, 2005-11	37
9. Anthony Miller, 1988-93	37
10. John Jefferson, 1978-80	36

RECEPTIONS

1. Antonio Gates, 2003-18	955
2. Keenan Allen, 2013-23	904
3. Charlie Joiner, 1976-86	586
4. Kellen Winslow, 1979-87	541
5. LaDainian Tomlinson, 2001-09	530
6. Lance Alworth, 1962-70	493
7. Austin Ekeler, 2017-23	440
8. Gary Garrison, 1966-76	404
9. Ronnie Harmon, 1990-95	377
10. Anthony Miller, 1988-93	374

QUARTERBACK SACKS

1. Leslie O'Neal, 1986, 1988-95	105.5
2. Shaun Phillips, 2004-12	69.5
3. Joey Bosa, 2016-24	69.0
Gary Johnson, 1975-84	67.0
5. Lee Williams, 1984-90	65.5
6. Fred Dean, 1975-81	53.5
7. Melvin Ingram, 2012-20	49.0
8. Junior Seau, 1990-2002	47.0
9. Raylee Johnson, 1993-2003	46.0
10. Shawne Merriman, 2005-09	43.5
Leroy Jones, 1976-83	43.5

INTERCEPTIONS

1. Gill Byrd, 1983-92	42
2. Dick Harris, 1960-65	29
3. Rodney Harrison, 1994-2002	26
4. Kenny Graham, 1964-69	25
5. Mike Williams, 1975-82	24
6. Joe Beachamp, 1966-75	23
7. Quentin Jammer, 2002-12	21
Woodrowe Lowe, 1976-86	21
Bob Howard, 1967-74	21
Leslie "Speedy" Duncan, 1964-70	21

INTERCEPTION RETURN YARDS

1. Gill Byrd, 1983-92	546
2. Charlie McNeil, 1960-64	502
3. Kenny Graham, 1964-69	477
4. Joe Beachamp, 1966-75	433
5. Dick Harris, 1960-65	413
6. Rodney Harrison, 1994-2002	345
7. Woodrowe Lowe, 1976-86	343
8. Darren Carrington, 1991-94	337
9. Leslie "Speedy" Duncan, 1964-70	322
10. Glen Edwards, 1978-81	309

INTERCEPTION TOUCHDOWNS

1. Kenny Graham, 1964-69	5
Dick Harris, 1960-65	5
3. Woodrowe Lowe, 1976-86	4
4. Eric Weddle, 2007-13	3
Joe Beachamp, 1966-75	3
6. Desmond King, 2017-20	2
Shaun Phillips, 2004-12	2
Demorrio Williams, 2012	2
Antonio Cromartie, 2006-09	2
Clinton Hart, 2004-09	2
Donnie Edwards, 2002-06	2
Rodney Harrison, 1994-2002	2
Stanley Richard, 1991-94	2
Donald Frank, 1990-93	2
Gill Byrd, 1983-92	2
Gary Johnson, 1975-84	2
Leslie "Speedy" Duncan, 1964-70	2
Earl Faison, 1961-66	2
Charlie McNeil, 1960-64	2
Bob Laraba, 1960-61	2

TOUCHDOWNS SCORED

1. LaDainian Tomlinson, 2001-09	153
2. Antonio Gates, 2003-18	116
3. Lance Alworth, 1962-70	83
4. Austin Ekeler, 2017-23	69
5. Keenan Allen, 2013-23	60
6. Gary Garrison, 1966-76	58
7. Melvin Gordon, 2015-19	47
Charlie Joiner, 1976-86	47
9. Paul Lowe, 1960-68	46
10. Kellen Winslow, 1979-87	45
Chuck Muncie, 1980-84	45

POINTS SCORED

1. John Carney, 1990-2000.....	1,076
2. LaDainian Tomlinson, 2001-09.....	918
3. Nate Kaeding, 2004-12.....	889
4. Rolf Benirschke, 1977-86.....	766
5. Antonio Gates, 2003-18.....	700
6. Nick Novak, 2011-14, 17.....	503
7. Lance Alworth, 1962-70.....	500
8. Austin Ekeler, 2017-23.....	418
9. Dennis ParTEE, 1968-75.....	380
10. Keenan Allen, 2013-23.....	364

FIELD GOALS

1. John Carney, 1990-2000.....	261
2. Nate Kaeding, 2004-12.....	180
3. Rolf Benirschke, 1977-86.....	146
4. Nick Novak, 2011-14, 17.....	110
5. Dennis ParTEE, 1968-75.....	71
6. Cameron Dicker, 2022-24.....	56
7. Michael Badgley, 2018-20.....	52
Josh Lambo, 2015-16.....	52
9. George Blair, 1961-64.....	50
10. Steve Christie, 2001-03.....	42

FIELD GOAL ATTEMPTS

1. John Carney, 1990-2000.....	320
2. Rolf Benirschke, 1977-86.....	208
3. Nate Kaeding, 2004-12.....	207
4. Nick Novak, 2011-14, 17.....	130
5. Dennis ParTEE, 1968-75.....	121
6. George Blair, 1961-64.....	80
7. Ray Wersching, 1973-76.....	68
8. Michael Badgley, 2018-20.....	65
9. Josh Lambo, 2015-16.....	64
10. Dick Van Raaphorst, 1966-67.....	61

KICKOFF RETURN YARDS

1. Darren Sproles, 2005-10.....	6,469
2. Ronney Jenkins, 2000-02.....	3,997
3. Andre Coleman, 1994-96.....	3,914
4. Leslie "Speedy" Duncan, 1964-70.....	3,386
5. James Brooks, 1981-83.....	2,305
6. Kenny Bynum, 1997-2000.....	2,182
7. Lionel James, 1984-88.....	2,094
8. Nate Lewis, 1990-93.....	2,047
9. Artie Owens, 1976-79.....	1,998
10. Tim Dwight, 2001-04.....	1,876

KICKOFF RETURN TOUCHDOWNS

1. Andre Coleman, 1994-96.....	4
2. Ronney Jenkins, 2000-02.....	3
3. Darren Sproles, 2005-10.....	2
Anthony Miller, 1988-93.....	2
5. Andre Roberts, 2021.....	1
Micheal Spurlock, 2012.....	1
Tim Dwight, 2001-04.....	1
Richard Goodman, 2010-11.....	1
Rodney Harrison, 1994-2002.....	1
Nate Lewis, 1990-93.....	1
Jamie Holland, 1987-89.....	1
Gary Anderson, 1985-88.....	1
Keith Lincoln, 1960-66.....	1

KICKOFF RETURNS

1. Darren Sproles, 2005-10.....	258
2. Andre Coleman, 1994-96.....	166
3. Ronney Jenkins, 2000-02.....	165
4. Leslie "Speedy" Duncan, 1964-70.....	134
5. Kenny Bynum, 1997-2000.....	107
6. James Brooks, 1981-83.....	105
7. Lionel James, 1984-88.....	99
8. Nate Lewis, 1990-93.....	92
9. Artie Owens, 1976-79.....	88
10. Tim Dwight, 2001-04.....	80

PUNT RETURN YARDS

1. Mike Fuller, 1975-80.....	2,388
2. Leslie "Speedy" Duncan, 1964-70.....	1,651
3. Darrien Gordon, 1993-94, 96.....	1,407
4. Lionel James, 1984-88.....	1,193
5. Darren Sproles, 2005-10.....	935
6. Eric Parker, 2002-06.....	881
7. James Brooks, 1981-83.....	565
8. Tim Dwight, 2001-04.....	508
9. Eric Metcalf, 1997.....	489
10. Desmond King, 2017-20.....	438

PUNT RETURN TOUCHDOWNS

1. Leslie "Speedy" Duncan, 1964-70.....	4
2. Eric Metcalf, 1997.....	3
Darrien Gordon, 1993-94, 96.....	3
4. Desmond King, 2017-20.....	2
Darren Sproles, 2005-10.....	2
Lionel James, 1984-88.....	2
Mike Fuller, 1975-80.....	2
Ron Smith, 1973.....	2
9. Derius Davis, 2023-24.....	1
Travis Benjamin, 2017-19.....	1
Micheal Spurlock, 2012.....	1
Tim Dwight, 2001-04.....	1
Andre Coleman, 1994-96.....	1
Nate Lewis, 1990-93.....	1
Kitrick Taylor, 1990-91.....	1
Keith Lincoln, 1961-68.....	1

PUNT RETURNS

1. Mike Fuller, 1975-80.....	212
2. Leslie "Speedy" Duncan, 1964-70.....	138
3. Lionel James, 1984-88.....	124
4. Darren Sproles, 2005-10.....	114
5. Eric Parker, 2002-06.....	105
6. Darrien Gordon, 1993-94, 96.....	103
7. James Brooks, 1981-83.....	52
8. Tim Dwight, 2001-04.....	46
9. Desmond King, 2017-20.....	45
Eric Metcalf, 1997.....	45

SEASONS

1. David Binn, 1994-2010.....	17
2. Philip Rivers, 2004-16.....	16
Antonio Gates, 2003-18.....	16
3. Dan Fouts, 1973-87.....	15
Russ Washington, 1968-82.....	15
6. Doug Wilkerson, 1971-84.....	14
Don Macek, 1976-89.....	14
8. Mike Scifres, 2003-15.....	13
Junior Seau, 1990-2002.....	13
10. Jamal Williams, 1998-2009.....	12

GAMES PLAYED

1. David Binn, 1994-2010.....	256
2. Antonio Gates, 2003-18.....	236
3. Philip Rivers, 2004-19.....	228
4. Junior Seau, 1990-2002.....	200
Russ Washington, 1968-82.....	200
6. Mike Scifres, 2003-15.....	195
Doug Wilkerson, 1971-84.....	195
8. Dan Fouts, 1973-87.....	181
9. Quentin Jammer, 2002-12.....	172
10. Charlie Joiner, 1976-86.....	164
Woodrow Lowe, 1976-86.....	164

SINGLE-SEASON TOP-10

RUSHING YARDS

1. LaDainian Tomlinson, 2006	1,815
2. LaDainian Tomlinson, 2002	1,683
3. LaDainian Tomlinson, 2003	1,645
4. LaDainian Tomlinson, 2007	1,474
5. LaDainian Tomlinson, 2005	1,462
6. Natrone Means, 1994	1,350
7. LaDainian Tomlinson, 2004	1,335
8. Ryan Mathews, 2013	1,255
9. LaDainian Tomlinson, 2001	1,236
10. Marion Butts, 1990	1,225

RUSHING TOUCHDOWNS

1. LaDainian Tomlinson, 2006	28
2. Chuck Muncie, 1981	19
3. LaDainian Tomlinson, 2005	18
4. LaDainian Tomlinson, 2004	17
5. LaDainian Tomlinson, 2007	15
6. LaDainian Tomlinson, 2002	14
7. Austin Ekeler, 2022	13
LaDainian Tomlinson, 2003	13
8. Austin Ekeler, 2021	12
LaDainian Tomlinson, 2009	12
Natrone Means, 1994	12
Chuck Muncie, 1983	12
Clarence Williams, 1979	12

RUSHING ATTEMPTS

1. LaDainian Tomlinson, 2002	372
2. LaDainian Tomlinson, 2006	348
3. Natrone Means, 1994	343
4. LaDainian Tomlinson, 2005	339
LaDainian Tomlinson, 2004	339
LaDainian Tomlinson, 2001	339
7. LaDainian Tomlinson, 2007	315
8. LaDainian Tomlinson, 2003	313
9. Earnest Jackson, 1984	296
10. LaDainian Tomlinson, 2008	292

TOTAL YARDS FROM SCRIMMAGE

1. LaDainian Tomlinson, 2003	2,370
2. LaDainian Tomlinson, 2006	2,323
3. LaDainian Tomlinson, 2002	2,172
4. LaDainian Tomlinson, 2007	1,949
5. LaDainian Tomlinson, 2005	1,832
6. LaDainian Tomlinson, 2004	1,776
7. Austin Ekeler, 2022	1,637
8. LaDainian Tomlinson, 2001	1,603
9. Lance Alworth, 1965	1,590
10. Natrone Means, 1994	1,585

PASSING YARDS

1. Justin Herbert, 2021	5,014
2. Dan Fouts, 1981	4,802
3. Philip Rivers, 2015	4,792
4. Justin Herbert, 2022	4,739
5. Dan Fouts, 1980	4,715
6. Philip Rivers, 2010	4,710
7. Philip Rivers, 2011	4,624
8. Philip Rivers, 2019	4,615
9. Philip Rivers, 2017	4,515
10. Philip Rivers, 2013	4,478

TOUCHDOWN PASSES

1. Justin Herbert, 2021	38
2. Philip Rivers, 2008	34
Philip Rivers, 2016	33
Dan Fouts, 1981	33
5. Philip Rivers, 2018	32
Philip Rivers, 2013	32
7. Justin Herbert, 2020	31
Philip Rivers, 2014	31
9. Philip Rivers, 2010	30
Dan Fouts, 1980	30

PASS ATTEMPTS

1. Justin Herbert, 2022	699
2. Justin Herbert, 2021	672
3. Philip Rivers, 2015	661
4. Dan Fouts, 1981	609
5. Justin Herbert, 2020	595
6. Philip Rivers, 2019	591
7. Dan Fouts, 1980	589
8. Philip Rivers, 2011	582
9. Philip Rivers, 2016	578
10. Philip Rivers, 2017	575

PASS COMPLETIONS

1. Justin Herbert, 2022	477
2. Justin Herbert, 2021	443
3. Philip Rivers, 2015	437
4. Justin Herbert, 2020	396
5. Philip Rivers, 2019	390
6. Philip Rivers, 2014	379
7. Philip Rivers, 2013	378
8. Philip Rivers, 2011	366
9. Dan Fouts, 1981	360
Philip Rivers, 2017	360

PASSES INTERCEPTED

1. John Hadl, 1968	32
2. John Hadl, 1972	26
3. John Hadl, 1971	25
Jack Kemp, 1960	25
5. Dan Fouts, 1980	24
Dan Fouts, 1979	24
John Hadl, 1962	24
8. Dan Fouts, 1986	22
John Hadl, 1967	22
Jack Kemp, 1961	22

RECEIVING YARDS

1. Lance Alworth, 1965	1,602
2. Keenan Allen, 2017	1,393
3. Lance Alworth, 1966	1,383
4. John Jefferson, 1980	1,340
5. Lance Alworth, 1968	1,312
6. Kellen Winslow, 1980	1,290
7. Anthony Miller, 1989	1,252
8. Keenan Allen, 2023	1,243
9. Lance Alworth, 1964	1,235
10. Tony Martin, 1995	1,224

RECEIVING TOUCHDOWNS

1. Tony Martin, 1996	14
Lance Alworth, 1965	14
3. Antonio Gates, 2004	13
John Jefferson, 1980	13
John Jefferson, 1978	13
Lance Alworth, 1966	13
Lance Alworth, 1964	13
8. Antonio Gates, 2014	12
Gary Garrison, 1970	12
10. Lance Alworth, 1963	11

RECEPTIONS

1. Keenan Allen, 2023	108
2. Austin Ekeler, 2022	107
3. Keenan Allen, 2021	106
4. Keenan Allen, 2019	104
5. Keenan Allen, 2017	102
6. Keenan Allen, 2020	100
LaDainian Tomlinson, 2003	100
8. Keenan Allen, 2018	97
9. Austin Ekeler, 2019	92
10. Tony Martin, 1995	90

QUARTERBACK SACKS (since 1982)

1. Khalil Mack, 2023	17.0
Shawne Merriman, 2006	17.0
Leslie O'Neal, 1992	17.0
4. Lee Williams, 1986	15.0
5. Lee Williams, 1989	14.0
6. Leslie O'Neal, 1990	13.5
7. Marcellus Wiley, 2001	13.0
8. Joey Bosa, 2017	12.5
Shawne Merriman, 2007	12.5
Leslie O'Neal, 1995	12.5
Leslie O'Neal, 1994	12.5
Leslie O'Neal, 1989	12.5
Leslie O'Neal, 1986	12.5

INTERCEPTIONS

1. Antonio Cromartie, 2007	10
2. Charlie McNeil, 1961	9
3. Ryan McNeil, 2001	8
Dick Harris, 1963	8
Claude Gibson, 1962	8
Bob Zeman, 1961	8
7. Casey Hayward, 2016	7
Eric Weddle, 2011	7
Darren Carrington, 1993	7
Gill Byrd, 1990	7
Gill Byrd, 1989	7
Gill Byrd, 1988	7
Danny Walters, 1983	7
Bryant Salter, 1972	7
Jim Hill, 1969	7
Leslie "Speedy" Duncan, 1966	7
Bud Whitehead, 1965	7
Dick Harris, 1961	7

INTERCEPTION RETURN YARDS

1. Charlie McNeil, 1961	349
2. Stanley Richard, 1994	224
3. Vencie Glenn, 1987	166
4. Gill Byrd, 1984	157
5. Jeff Dale, 1986	153
6. Darren Carrington, 1992	152
7. Bob Laraba, 1961	151
8. Woodrow Lowe, 1979	150
9. Antonio Cromartie, 2007	144
10. Dick Harris, 1961	140

INTERCEPTION TOUCHDOWNS

1. Dick Harris, 1961	3
2. Demorrio Williams, 2012	2
Clinton Hart, 2005	2
Stanley Richard, 1994	2
Gill Byrd, 1984	2
Woodrow Lowe, 1979	2
Kenny Graham, 1969	2
Joe Beauchamp, 1968	2
Bob Laraba, 1961	2
Charlie McNeil, 1961	2

TOUCHDOWNS SCORED

1. LaDainian Tomlinson, 2006	31
2. Austin Ekeler, 2021	20
LaDainian Tomlinson, 2005	20
4. Chuck Muncie, 1981	19
5. Austin Ekeler, 2022	18
LaDainian Tomlinson, 2007	18
LaDainian Tomlinson, 2004	18
8. LaDainian Tomlinson, 2003	17
9. LaDainian Tomlinson, 2002	15
Lance Alworth, 1964	15

POINTS SCORED

1. LaDainian Tomlinson, 2006	186
2. Nate Kaeding, 2009	146
3. Nick Novak, 2013	144
4. Nate Kaeding, 2006	136
5. John Carney, 1994	135
6. Cameron Dicker, 2023	128
7. Nate Kaeding, 2008	127
8. Austin Ekeler, 2021	124
John Carney, 1993	124
10. Nick Novak, 2011	122

FIELD GOALS

1. Nick Novak, 2013	34
John Carney, 1994	34
3. Nate Kaeding, 2009	32
4. Cameron Dicker, 2023	31
John Carney, 1999	31
John Carney, 1993	31
7. John Carney, 1996	29
8. Nick Novak, 2011	27
Nate Kaeding, 2008	27
10. Josh Lambo, 2016	26
Josh Lambo, 2015	26
Nate Kaeding, 2006	26
John Carney, 1998	26
John Carney, 1992	26

FIELD GOAL ATTEMPTS

1. John Carney, 1993	40
2. John Carney, 1994	38
3. Nick Novak, 2013	37
4. John Carney, 1999	36
John Carney, 1996	36
Rolf Benirschke, 1980	36
7. Nate Kaeding, 2009	35
8. Nick Novak, 2011	34
9. Cameron Dicker, 2023	33
Michael Badgley, 2020	33
10. Josh Lambo, 2016	32
Josh Lambo, 2015	32
Nate Kaeding, 2008	32
Wade Richey, 2001	32
John Carney, 1992	32
Dennis Partee, 1968	32

KICKOFF RETURN YARDS

1. Ronney Jenkins, 2001	1,541
2. Ronney Jenkins, 2000	1,531
3. Darren Sproles, 2005	1,528
4. Andre Coleman, 1995	1,411
5. Darren Sproles, 2008	1,376
6. Darren Sproles, 2009	1,300
7. Andre Coleman, 1994	1,293
8. Darren Sproles, 2010	1,257
9. Tim Dwight, 2004	1,222
10. Andre Coleman, 1996	1,210

KICKOFF RETURN TOUCHDOWNS

1. Ronney Jenkins, 2001	2
Andre Coleman, 1995	2
Andre Coleman, 1994	2
4. Andre Roberts, 2021	1
Micheal Spurlock, 2012	1
Richard Goodman, 2011	1
Darren Sproles, 2008	1
Darren Sproles, 2007	1
Tim Dwight, 2004	1
Ronney Jenkins, 2000	1
Rodney Harrison, 1997	1
Nate Lewis, 1991	1
Anthony Miller, 1989	1
Jamie Holland, 1988	1
Anthony Miller, 1988	1
Gary Anderson, 1985	1
Keith Lincoln, 1962	1

KICKOFF RETURNS

1. Ronney Jenkins, 2000	67
2. Darren Sproles, 2005	63
3. Andre Coleman, 1995	62
4. Ronney Jenkins, 2001	58
5. Andre Coleman, 1996	55
6. Darren Sproles, 2009	54
7. Darren Sproles, 2008	53
8. Darren Sproles, 2010	51
9. Tim Dwight, 2004	50
Leon Johnson, 2003	50

PUNT RETURN YARDS

1. Darrien Gordon, 1996	537
2. Eric Metcalf, 1997	489
3. Darrien Gordon, 1994	475
4. Leslie "Speedy" Duncan, 1965	464
5. Mike Fuller, 1979	448
6. Mike Fuller, 1978	436
Mike Fuller, 1976	436
8. Leslie "Speedy" Duncan, 1967	434
9. Mike Fuller, 1975	410
10. Lionel James, 1987	400

PUNT RETURN TOUCHDOWNS

1. Eric Metcalf, 1997	3
2. Darrien Gordon, 1994	2
Ron Smith, 1973	2
Leslie "Speedy" Duncan, 1965	2
5. Derius Davis, 2023	1
Desmond King, 2019	1
Desmond King, 2018	1
Travis Benjamin, 2017	1
Micheal Spurlock, 2012	1
Darren Sproles, 2009	1
Darren Sproles, 2007	1
Tim Dwight, 2001	1
Darrien Gordon, 1996	1
Andre Coleman, 1995	1
Nate Lewis, 1990	1
Kitrick Taylor, 1990	1
Lionel James, 1987	1
Lionel James, 1984	1
Mike Fuller, 1977	1
Mike Fuller, 1975	1
Leslie "Speedy" Duncan, 1968	1
Leslie "Speedy" Duncan, 1966	1
Keith Lincoln, 1961	1

PUNT RETURNS

1. Mike Fuller, 1979	46
2. Eric Metcalf, 1997	45
3. Mike Fuller, 1978	39
4. Eric Parker, 2006	37
5. Darrien Gordon, 1996	36
Darrien Gordon, 1994	36
Mike Fuller, 1975	36
Leslie "Speedy" Duncan, 1967	36
9. Mike Fuller, 1976	33
10. Latario Rachal, 1998	32
Lionel James, 1987	32

CHARGERS AND OPPONENT 10 LONGEST

RUNS FROM SCRIMMAGE

CHARGERS

- 87t Melvin Gordon, Oct. 29, 2017 at New England
- Paul Lowe, Sept. 10, 1961 at Dallas Texans
- 86t Keith Lincoln, Sept. 30, 1962 at Oakland
- 85t LaDainian Tomlinson, Dec. 17, 2006 vs. K.C.
- 83t Michael Turner, Dec. 18, 2005 at Indianapolis
- 80t Brad Hubbert, Dec. 24, 1967 vs. N.Y. Jets
- 76t Keith Lincoln, Oct. 20, 1963 at Kansas City
- 76 LaDainian Tomlinson, Dec. 1, 2002 vs. Den.
- 75 Justin Jackson, Oct. 31, 2021 vs. New England
- 74t Michael Turner, Oct. 7, 2007 at Denver

OPPONENT

- 90t Colin Kaepernick, Dec. 20, 2014 at S.F.
- 89t Kenny King, Oct. 12, 1980 at Oakland
- 84t Damien Williams, Dec. 29, 2019 at K.C.
- 81 Billy Sims, Sept. 30, 1984 vs. Detroit
- 77 Napoleon Kaufman, Sept. 22, 1996 at Oak.
- 75t David Montgomery, Nov. 12, 2023 vs. Detroit
- Dameon Pierce, Oct. 2, 2022 at Houston
- 74t Kenneth Walker III, Oct. 23, 2022 vs. Seattle
- Jack Spikes, Sept. 10, 1961 at Dallas Texans
- 71t Corey Dillon, Nov. 2, 1997 at Cincinnati

PASS COMPLETIONS

CHARGERS

- 99t S.Humphries to T.Martin, Sept. 18, 1994 at Sea.
- 91t J.Kemp to K.Lincoln, Nov. 12, 1961 at Denver
- 88t E.Luther to B.Duckworth, Dec. 3, 1984 vs. Chi.
- 85t J.Hadl to L.Alworth, Oct. 17, 1965 at Boston
- T.Rote to L.Alworth, Oct. 6, 1963 at Denver
- 84t P.Rivers to A.Ekeler, Dec. 8, 2019 at Jax.
- J.Hadl to G.Garrison, Oct. 5, 1968 at N.Y. Jets
- 83t R.Leaf to J.Graham, Nov. 19, 2000 at Denver
- 82t T.Rote to L.Alworth, Dec. 6, 1964 vs. N.Y. Jets
- 81t P.Rivers to D.Sproles, Sept. 20, 2009 vs. Bal.
- D.Fouts to C.Joiner, Oct. 17, 1976 vs. Hou. Oilers

OPPONENT

- 99t T.Green to M.Boerigter, Dec. 22, 2002 at K.C.
- 98t J.Lee to W.Dewveall, Nov. 25, 1962 at Hou. Oilers
- 96t J.Montana to J.Rice, Nov. 27, 1988 vs. S.F.
- 93t C.Morton to S.Watson, Sept. 27, 1981 at Denver
- 90t S.DeBerg to J.Birden, Nov. 18, 1990 at K.C.
- C.Davidson to D.Dorsey, Dec. 2, 1962 vs. Oak.
- 89t N.O'Donnell to D.Stone, Sept. 1, 1991 at Pit.
- 87t D.Carr to A.Cooper, Dec. 31, 2017 vs. Oak.
- J.Namath to D.Maynard, Nov. 24, 1968 vs. N.Y. Jets
- F.Tripucka to A.Frazier, Nov. 12, 1961 at Den.

FIELD GOALS

CHARGERS

- 59 Michael Badgley, Dec. 9, 2018 vs. Cincinnati
- 57 Nate Kaeding, Dec. 21, 2008 at Tampa Bay
- 55 Cameron Dicker, Nov. 6, 2023 at N.Y. Jets
- Cameron Dicker, Oct. 22, 2023 at Kansas City
- Nate Kaeding, Nov. 29, 2009 vs. Kansas City
- 54 Josh Lambo, Oct. 12, 2015 vs. Pittsburgh
- Nate Kaeding, Oct. 1, 2006 at Baltimore
- John Carney, Sept. 17, 2000 at Kansas City
- John Carney, Sept. 6, 1998 vs. Buffalo
- John Carney, Nov. 10, 1991 vs. Seattle

OPPONENT

- 61 Brandon McManus, Jan. 2, 2022 vs. Denver
- 58 Harrison Butker, Sept. 20, 2020 vs. K.C. (OT)
- Harrison Butker, Sept. 20, 2020 vs. K.C. (OT)
- Dan Miller, Dec. 26, 1982 vs. Baltimore Colts
- 56 Greg Zuerlein, Sept. 19, 2021 vs. Dallas
- Justin Tucker, Dec. 22, 2018 vs. Baltimore
- Sebastian Janikowski, Oct. 9, 2016 at Oakland
- 55 Jason Sanders, Dec. 11, 2022 vs. Miami
- Daniel Carlson, Dec. 4, 2022 at Las Vegas
- Daniel Carlson, Sept. 11, 2022 vs. Las Vegas
- Jason Elam, Nov. 7, 1999 vs. Denver
- Gary Anderson, Nov. 25, 1984 at Pittsburgh
- George Blanda, Dec. 3, 1961 vs. Houston Oilers

PUNTS

CHARGERS

- 83 JK Scott, Dec. 10, 2023 vs. Denver
- 82 Paul Maguire, Nov. 19, 1961 vs. Dallas Texans
- 73 Dennis Pardee, Oct. 17, 1971 at Denver
- 72 Mike Scifres, Sept. 21, 2014 at Buffalo
- 71 Mike Scifres, Nov. 10, 2011 vs. Oakland
- Mike Scifres, Oct. 1, 2006 at Baltimore
- Mike Scifres, Dec. 4, 2005 vs. Oakland
- Mauray Buford, Sept. 12, 1982 at Denver
- John Hadl, Nov. 8, 1964 at Denver
- 70 Mike Scifres, Nov. 25, 2007 vs. Baltimore

OPPONENT

- 81 Dustin Colquitt, Dec. 2, 2007 at Kansas City
- 79 Drew Butler, Dec. 9, 2012 at Pittsburgh
- 77 Greg Montgomery, Sept. 19, 1993 vs. Hou. Oilers
- 75 Kevin Huber, Dec. 1, 2013 vs. Cincinnati
- 74 Tommy Townsend, Sept. 15, 2022 at Kansas City
- Bob Grupp, Nov. 4, 1979 at Kansas City
- 73 Shane Lechler, Sept. 28, 2003 vs. Oakland
- 72 Ryan Plackemeier, Dec. 24, 2006 at Seattle
- Chris Gardocki, Oct. 26, 1997 vs. Indianapolis
- Bob Scarpitto, Oct. 22, 1967 at Denver
- Jerrel Wilson, Sept. 29, 1963 vs. Kansas City

INTERCEPTION RETURNS

CHARGERS

- 103t Vencie Glenn, Nov. 29, 1987 vs. Denver
- 102t Donald Frank, Oct. 31, 1993 at L.A. Raiders
- 100t Leslie "Speedy" Duncan, Oct. 15, 1967 vs. K.C.
- 99t Shaun Gayle, Dec. 23, 1995 at N.Y. Giants
- Stanley Richard, Sept. 4, 1994 at Denver
- Gill Byrd, Oct. 4, 1984 at Kansas City
- 90t Desmond King, Nov. 23, 2017 at Dallas
- Jahleel Addae, Jan. 1, 2017 vs. Kansas City
- 86 Trevor Williams, Sept. 30, 2018 vs. S.F.
- 83t Willie Clark, Sept. 22, 1996 at Oakland

OPPONENT

- 102t Louis Breeden, Nov. 8, 1981 vs. Cincinnati
- 99t Jaylen Watson, Sept. 15, 2022 at Kansas City
- Janoris Jenkins, Nov. 23, 2014 vs. St. Louis
- Kevin Ross, Sept. 6, 1992 vs. Kansas City
- 96t Ray Griffin, Nov. 11, 1979 at Cincinnati
- Bashaud Breeland, Dec. 10, 2017 vs. Was.
- 91t Chad Greenway, Sept. 27, 2015 at Minnesota
- Fred Williamson, Sept. 30, 1962 at Oakland
- 90t Leroy Butler, Sept. 15, 1996 at Green Bay
- Deion Sanders, Dec. 11, 1994 vs. S.F.
- 87t Mark McMillian, Dec. 14, 1997 vs. K.C.

KICKOFF RETURNS

CHARGERS

- 105t Richard Goodman, Jan. 1, 2012 at Oakland
- 103t Darren Sproles, Sept. 14, 2008 at Denver
- Keith Lincoln, Sept. 16, 1962 vs. Titans of N.Y.
- 101t Andre Roberts, Jan. 2, 2022 vs. Denver
- 99t Micheal Spurlock, Dec. 30, 2012 vs. Oakland
- 98t Gary Anderson, Nov. 17, 1985 at Denver
- 95t Nate Lewis, Nov. 17, 1991 vs. New Orleans
- 94t Jamie Holland, Dec. 18, 1988 vs. Kansas City
- 93t Ronney Jenkins, Nov. 18, 2001 at Oakland
- Ronney Jenkins, Sept. 10, 2000 vs. N.O.
- Anthony Miller, Nov. 20, 1988 at L.A. Rams

OPPONENT

- 104t Mecole Hardman, Dec. 29, 2019 at K.C.
- Ira Mathews, Oct. 25, 1979 at Oakland
- 103t Percy Harvin, Sept. 11, 2011 vs. Minnesota
- 101t Leon Washington, Sept. 26, 2010 at Seattle
- Brian Mitchell, Dec. 6, 1998 at Washington
- 99t Leon Washington, Sept. 26, 2010 at Seattle
- Byron Hanspard, Dec. 7, 1997 vs. Atlanta
- 98t Will Blackwell, Dec. 24, 2000 vs. Pittsburgh
- 97t Cassius Vaughn, Jan. 2, 2011 at Denver
- Tim Brown, Sept. 4, 1988 at L.A. Raiders

PUNT RETURNS

CHARGERS

95t Leslie "Speedy" Duncan, Nov. 24, 1968 vs. NYJ
90t Darrien Gordon, Sept. 25, 1994 at L.A. Raiders
88t Andre Coleman, Sept. 17, 1995 at Philadelphia
Mike Fuller, Oct. 9, 1977 at New Orleans
87t Derius Davis, Nov. 6, 2023 at N.Y. Jets
85t Eric Metcalf, Nov. 2, 1997 at Cincinnati
84t Tim Dwight, Sept. 9, 2001 vs. Washington
Ron Smith, Nov. 18, 1973 vs. New Orleans
83t Eric Metcalf, Nov. 30, 1997 vs. Denver
82t Paul Lowe, Oct. 7, 1961 at Boston

OPPONENT

95t Tyreek Hill, Jan. 1, 2017 vs. Kansas City
94t Dexter McCluster, Sept. 13, 2010 at K.C.
92t Rick Upchurch, Oct. 3, 1976 at Denver
91t Tyreek Hill, Sept. 9, 2018 vs. Kansas City
86t Tamarick Vanover, Oct. 9, 1995 at Kansas City
82t George Atkinson, Oct. 13, 1968 at Oakland
82 Ray Buchanan, Nov. 3, 1996 at Indianapolis
81 Dennis Northcutt, Nov. 5, 2006 vs. Cleveland
80t Phillip Buchanon, Dec. 28, 2003 vs. Oakland
79t Lemar Parrish, Dec. 6, 1970 vs. Cincinnati

FUMBLE RETURNS

CHARGERS

86t Eric Weddle, Nov. 30, 2008 vs. Atlanta
82t Donnie Edwards, Nov. 10, 2002 at St. Louis
81t Vencie Glenn, Oct. 22, 1989 vs. N.Y. Giants
79t Marlon McCree, Oct. 29, 2006 vs. St. Louis
78t Paul Bradford, Nov. 23, 1997 at San Francisco
75t Keith Browner (25 yds.) lateral to
Sam Seale(50 yds.), Nov. 20, 1988
at L.A. Rams
61t Tevaughn Campbell, Dec. 5, 2021 at Cincinnati
Caraun Reid, Sept. 25, 2016 at Indianapolis
58t Rick Redman, Oct. 2, 1966 vs. Miami
53t Darrell Stuckey, Dec. 7, 2014 vs. New England
53 Henry Rolling, Oct. 6, 1991 at L.A. Raiders

OPPONENT

97t Mike Edwards, Jan. 7, 2024 vs. Kansas City
68 A.J. Duhe, Oct. 15, 1978 vs. Miami
65t Tony Carter, Oct. 15, 2012 vs. Denver
64t Tyvon Branch, Oct. 10, 2010 at Oakland
63t Joey Browner, Sept. 2, 1984 at Minnesota
63 Rob Ninkovich, Oct. 24, 2010 vs. N.E.
62 Carlton Gray, Oct. 27, 1996 at Seattle
59t George Atkinson, Nov. 25, 1973 at Oakland
57t Tyreek Hill, Dec. 11, 2022 vs. Miami
56t Ifeadi Odenigbo, Dec. 15, 2019 vs. Minnesota

BLOCKED PUNT RETURNS

CHARGERS

35t Bob Zeman, Oct. 7, 1961 at Boston
21t Derrie Nelson, Nov. 13, 1983 vs. Dallas
19 Pete Lazetich, Sept. 24, 1972 vs. Denver
5 Gene Selawski, Oct. 22, 1961 at Oakland
4 Wayne Davis, Nov. 17, 1985 at Denver
3 Steve Heiden, Dec. 17, 2000 at Carolina
0t Jacob Hester, Oct. 25, 2009 at Kansas City
Darryll Lewis, Sept. 26, 1999 vs. Indianapolis
0s Carlos Polk, Sept. 22, 2002 at Arizona
0 Corey Lynch, Sept. 10, 2012 at Oakland

OPPONENT

37t Frank Warren, Nov. 17, 1991 vs. New Orleans
29t Adam Hayward, Nov. 11, 2012 at Tampa Bay
16 Randy McClanahan, Sept. 18, 1977 at Oak.
15 Walt Landers, Sept. 24, 1978 vs. Green Bay
14 Glen Cadrez, Oct. 13, 2002 vs. Kansas City
9 Tyrone Braxton, Oct. 2, 1988 vs. Denver
5t Hiram Eugene, Oct. 10, 2010 at Oakland
2t Jerry Robinson, Nov. 20, 1986 vs. L.A. Raiders
0s Nick Schommer, Oct. 31, 2010 vs. Tennessee
Rock Cartwright, Oct. 10, 2010 at Oakland

BLOCKED FIELD GOAL RETURNS

CHARGERS

72t Leslie "Speedy" Duncan, Nov. 23, 1967 vs. Den.
35 Tom Day, Oct. 15, 1967 vs. Kansas City
28 Jim Tolbert, Nov. 15, 1971 vs. St. Louis
27 Kenny Graham, Nov. 15, 1964 at Kansas City
25 Jeff Staggs, Oct. 25, 1970 vs. Houston Oilers

OPPONENT

66 Tommy Casanova, Sept. 22, 1974 at Cin.
65t Matt Ware, Oct. 23, 2005 at Philadelphia
60 Louis Wright, Nov. 17, 1985 at Denver
54t Doug Evans, Dec. 17, 2000 at Carolina
44t Devin McCourty, Dec. 6, 2020 vs. N.E.
42t Ray McElroy, Oct. 26, 1997 vs. Indianapolis
28 John Barmlett, Nov. 27, 1966 vs. Denver
17 Charlie West, Dec. 5, 1971 vs. Minnesota
Mike Statton, Oct. 1, 1967 vs. Buffalo
16 Daniel Thomas, Oct. 25, 2020 vs. Jax.
Fletcher Smith, Oct. 15, 1967 vs. Kansas City

MISSED FIELD GOAL RETURNS

CHARGERS

109t Antonio Cromartie, Nov. 4, 2007 at Min.

INDIVIDUAL POSTSEASON RECORDS

*NFL Record

SCORING

Most Points, Career

- 42 Nate Kaeding, 2004-09
- 37 Rolf Benirschke, 1977-86
- 30 John Carney, 1990-2000

Most Points, Game

- 15 Michael Badgley, AFC Wild Card, Jan. 6, 2019, at Baltimore
- 12 (10x) Last: Cameron Dicker and Austin Ekeler, AFC Wild Card, Jan. 14, 2023 at Jax.
- 11 Rolf Benirschke, AFC Divisional, Jan. 2, 1982 at Miami

Most Touchdowns, Career

- 4 Darren Sproles, 2005-09
- LaDainian Tomlinson, 2001-09
- Kellen Winslow, 1979-87
- Charlie Joiner, 1976-86
- 3 (4x) Last: Keenan Allen, 2013-22
- 2 (8x) Last: Austin Ekeler, 2017-22

Most Touchdowns, Game

- 2 (8x) Last: Austin Ekeler, AFC Wild Card Jan. 14, 2023 at Jacksonville
- 1 (53x) Last: Gerald Everett, AFC Wild Card Jan. 14, 2023 at Jacksonville

Most Points After Touchdown, Career

- 18 Nate Kaeding, 2004-09
- 16 Rolf Benirschke, 1977-86
- 9 John Carney, 1990-2000

Most Points After Touchdown, Game

- 6 George Blair, AFL Championship, Jan. 5, 1964 vs. Boston
- 5 Rolf Benirschke, AFC Divisional, Jan. 2, 1982 at Miami
- 4 (2x) Last: Nate Kaeding, AFC Divisional, Jan. 13, 2008 at Indianapolis

Most Two-Point Conversions, Game

- 1 (4x) Last: Keenan Allen, AFC Divisional, Jan. 13, 2019 at New England

FIELD GOALS

Most, Career

- 8 Nate Kaeding, 2004-09
- 7 John Carney, 1990-2000
- Rolf Benirschke, 1977-86
- 5 Michael Badgley, 2018-20

Most, Game

- 5 Michael Badgley, AFC Wild Card, Jan. 6, 2019 at Baltimore
- 4 Nate Kaeding, AFC Championship, Jan. 20, 2008 at New England
- 3 Cameron Dicker, AFC Wild Card, Jan. 14, 2023 at Jacksonville
- Ben Agajanian, AFL Championship, Jan. 1, 1961 vs. Houston Oilers

Longest

- 54 John Carney, AFC Wild Card, Dec. 31, 1995 vs. Indianapolis
- 53 Michael Badgley, AFC Wild Card, Jan. 6, 2019 at Baltimore
- 50 Cameron Dicker, AFC Wild Card, Jan. 14, 2023 at Jacksonville

RUSHING

Most Attempts, Career

- 110 Chuck Muncie, 1980-84
- 96 LaDainian Tomlinson, 2001-09
- 63 Natrone Means, 1993-95, 98-99

Most Attempts, Game

- 26 LaDainian Tomlinson, AFC Wild Card, Jan. 8, 2005 vs. New York Jets
- 25 Chuck Muncie, AFC First Round, Jan. 9, 1983 at Pittsburgh
- 24 Natrone Means, AFC Divisional, Jan. 8, 1995 vs. Miami
- Chuck Muncie, AFC Divisional, Jan. 2, 1982 at Miami

Most Yards, Career

- 516 Chuck Muncie, 1980-84
- 380 Paul Lowe, 1960-68
- 327 LaDainian Tomlinson, 2001-09

Most Yards, Game

- 206 Keith Lincoln, AFL Championship, Jan. 5, 1964 vs. Boston
- 165 Paul Lowe, AFL Championship, Jan. 1, 1961 at Houston Oilers
- 139 Natrone Means, AFC Divisional, Jan. 8, 1995 vs. Miami

Most Touchdowns, Career

- 4 LaDainian Tomlinson, 2001-09
- 3 Chuck Muncie, 1980-84
- 2 (6x) Last: Austin Ekeler, 2017-22

Most Touchdowns, Game

- 2 Austin Ekeler, AFC Wild Card, Jan. 14, 2023 at Jacksonville
- Darren Sproles, AFC Wild Card, Jan. 3, 2009 vs. Indianapolis
- LaDainian Tomlinson, AFC Divisional, Jan. 14, 2007 vs. New England
- 1 (24x) Last: Melvin Gordon, AFC Divisional, Jan. 13, 2019 at New England

Longest Run

- 67t Keith Lincoln, AFL Championship, Jan. 5, 1964 vs. Boston
- 58t Ronnie Brown, AFC Wild Card, Jan. 5, 2014 at Cincinnati
- Paul Lowe, AFL Championship, Jan. 5, 1964 vs. Boston
- 56t Keith Lincoln, AFL Championship, Jan. 5, 1964 vs. Boston

PASSING

Most Attempts, Career

- 355 Philip Rivers 2004-19
- 286 Dan Fouts 1973-87
- 228 Stan Humphries 1992-97

Most Completions, Career

- 211 Philip Rivers, 2004-19
- 159 Dan Fouts, 1973-1987
- 118 Stan Humphries, 1992-97

Highest Completion Pct., Career (min. 40 att.)

- 73.8 Drew Brees, 2001-04
- 59.4 Philip Rivers, 2004-19
- 58.1 Justin Herbert, 2020-22

Most Attempts, Game

- 53 Dan Fouts, AFC Divisional, Jan. 2, 1982 at Miami (OT)
- 51 Philip Rivers, AFC Divisional, Jan. 13, 2019 at New England
- 49 Stan Humphries, Super Bowl XXIX, Jan. 29, 1995 vs. San Francisco

Most Completions, Game

- 33 Dan Fouts, AFC Divisional, Jan. 2, 1982 at Miami (OT)
- 31 Drew Brees, AFC Wild Card, Jan. 8, 2005 vs. New York Jets
- 28 Stan Humphries, AFC Wild Card, Dec. 31, 1995 vs. Indianapolis

Highest Completion Pct, Game (min. 10 att.)

- 75.0 Philip Rivers, AFC Wild Card, Jan. 5, 2014 at Cincinnati
- 73.8 Drew Brees, AFC Wild Card, Jan. 8, 2005 vs. New York Jets
- 73.7 Philip Rivers, AFC Divisional, Jan. 13, 2008 at Indianapolis

Most Yards, Career

- 2,656 Philip Rivers, 2004-19
- 2,125 Dan Fouts, 1973-87
- 1,347 Stan Humphries, 1992-97

Most Yards, Game

- 433 Dan Fouts, AFC Divisional, Jan. 2, 1982 at Miami (OT)
- 336 Dan Fouts, AFC Championship, Jan. 11, 1981 vs. Oakland
- 333 Dan Fouts, AFC First Round, Jan. 9, 1983 at Pittsburgh

Most Touchdowns, Career

- 14 Philip Rivers, 2004-19
- 12 Dan Fouts, 1973-87
- 6 Stan Humphries, 1992-97

Most Touchdowns, Game

- 3 (5x) Last: Philip Rivers, AFC Divisional, Jan. 13, 2019 at New England
- 2 (6x) Last: Philip Rivers, AFC Divisional, Jan. 12, 2014 at Denver
- 1 (10x) Last: Justin Herbert, AFC Wild Card, Jan. 14, 2023 at Jacksonville

Highest Passer Rating, Career (min. 40 att.)

- 101.2 Drew Brees, 2001-04
- 84.7 Justin Herbert, 2020-22
- 84.2 Philip Rivers, 2004-19

Highest Passer Rating, Game (min. 10 att.)

- 145.3 Tobin Rote, AFL Championship, Jan. 5, 1964 vs. Boston
- 133.2 Philip Rivers, AFC Divisional, Jan. 13, 2008 at Indianapolis
- 132.1 John Hadl, AFL Championship, Jan. 5, 1964 vs. Boston

Most Games 300 Yards or More, Career

- 5 Dan Fouts, 1973-87
- 2 Philip Rivers, 2004-19
- 1 Drew Brees, 2001-04

Most Games 400 Yards or More, Career

- 1 Dan Fouts, 1973-87

Longest Completion

- 62t Philip Rivers, AFC Divisional, Jan. 11, 2009 at Pittsburgh
- 58 Philip Rivers, AFC Divisional, Jan. 14, 2007 vs. New England
- 56t Philip Rivers, AFC Divisional, Jan. 13, 2008 at Indianapolis

Most Interceptions, Career

- 16 Dan Fouts, 1973-87
- 13 Stan Humphries, 1992-97
- 10 Philip Rivers, 2004-19

Most Interceptions, Game

- 5 Dan Fouts, AFC Second Round, Jan. 16, 1983 at Miami
- Dan Fouts, AFC Divisional, Dec. 29, 1979 vs. Houston Oilers
- 4 (3x) Last: Stan Humphries, AFC Wild Card, Dec. 31, 1995 vs. Indianapolis
- 2 (9x) Last: Philip Rivers, AFC Divisional, Jan. 17, 2010 vs. New York Jets

RECEIVING

Most Receptions, Career

- 51 Antonio Gates, 2003-18
- 39 Ronnie Harmon, 1990-95
- 30 Charlie Joiner, 1976-86

Most Receptions, Game

- 13 Kellen Winslow, AFC Divisional, Jan. 2, 1982 at Miami (OT)
- 10 Ronnie Harmon, AFC Wild Card, Dec. 31, 1995 vs. Indianapolis
- 9 (4x) Last: Eric Parker, AFC Wild Card, Jan. 8, 2005 vs. New York Jets

Most Yards, Career

- 540 Antonio Gates, 2003-18
- 539 Charlie Joiner, 1976-86
- 503 Vincent Jackson, 2005-09

Most Yards, Game

- 166 Kellen Winslow, AFC Divisional, Jan. 2, 1982 at Miami (OT)
- 142 Keenan Allen, AFC Divisional, Jan. 12, 2014 at Denver
- 133 Ronnie Harmon, AFC Wild Card, Dec. 31, 1995 vs. Indianapolis

Most Touchdowns, Career

- 4 Kellen Winslow, 1979-87
- Charlie Joiner, 1976-86
- 3 Keenan Allen, 2013-22
- Vincent Jackson, 2005-11
- 2 (5x) Last: Antonio Gates, 2003-18

Most Touchdowns, Game

- 2 (4x) Last: Keenan Allen, AFC Divisional, Jan. 12, 2014 at Denver
- 1 (31x) Last: Gerald Everett, AFC Wild Card, Jan. 14, 2023 at Jacksonville

SCRIMMAGE YARDS

Most, Career

- 644 Chuck Muncie, 1980-84
- 540 Antonio Gates, 2003-18
- 539 Charlie Joiner, 1976-86

Most, Game

- 329 Keith Lincoln, AFL Championship, Jan. 5, 1964 vs. Boston
- 187 LaDainian Tomlinson, AFC Divisional, Jan. 14, 2007 vs. New England
- 170 Paul Lowe, AFL Championship, Jan. 1, 1961 at Houston Oilers

INTERCEPTIONS

Most Interceptions, Career

- 3 Asante Samuel, 2020-22
- Drayton Florence, 2003-07
- Glen Edwards, 1978-81
- 2 (5x) Last: Quentin Jammer, 2002-09
- 1 (21x) Last: Drue Tranquill, 2019-22

Most Interceptions, Game

- 3 Asante Samuel, AFC Wild Card, Jan. 14, 2023 at Jacksonville
- 2 (4x) Last: Glen Edwards, AFC Divisional, Jan. 3, 1981 vs. Buffalo
- 1 (29x) Last: Drue Tranquill, AFC Wild Card, Jan. 14, 2023 at Jacksonville

Most Interception Return Yards, Career

- 62 Glen Edwards, 1978-81
- 45 Bud Whitehead, 1961-68
- 40 Darren Carrington, 1991-94

Most Interception Return Yards, Game

- 45 Bud Whitehead, AFL Championship, Dec. 24, 1961 vs. Houston Oilers
- 40 Darren Carrington, AFC Wild Card, Jan. 12, 1993 vs. Kansas City
- 35 Bruce Laird, AFC First Round, Jan. 9, 1983 at Pittsburgh
- Glen Edwards, AFC Divisional, Jan. 2, 1982 at Miami (OT)

Longest Interception Return

- 40 Darren Carrington, AFC Wild Card, Jan. 12, 1993 vs. Kansas City
- 30 Shareece Wright, AFC Wild Card, Jan. 5, 2014 at Cincinnati
- Antonio Cromartie, AFC Divisional, Jan. 13, 2008 at Indianapolis
- 24 Quentin Jammer, AFC Divisional, Jan. 17, 2010 vs. New York Jets

SACKS

Most, Career (since 1982)

- 3.0 Shawn Lee, 1992-95
- 2.5 Leslie O'Neal, 1992-95
- 2.0 Melvin Ingram, 2012-20
- Eric Weddle, 2007-15
- Luis Castillo, 2005-11
- Shawne Merriman, 2005-10
- Raylee Johnson, 1993-2003
- Burt Grossman, 1989-93

Most, Game (since 1982)

- 2.5 Leslie O'Neal, AFC Wild Card, Jan. 2, 1993 vs. Kansas City
- 2.0 (6x) Last: Melvin Ingram, AFC Wild Card, Jan. 6, 2019 at Baltimore
- 1.5 Steve Foley, AFC Wild Card, Jan. 8, 2005 vs. New York Jets

PUNTING

Most Punts, Career

- 52 Mike Scifres, 2003-13
- 13 John Kidd, 1990-94
- 11 Donnie Jones, 2018
- Bryan Wagner, 1994

Most Punts, Game

- 7 Mike Scifres, AFC Divisional, Jan. 14, 2007 vs. New England
- John Kidd, AFC Divisional, Jan. 10, 1993 at Miami
- 6 (7x) Last: Donnie Jones, AFC Divisional, Jan. 13, 2019 at New England
- 5 (7x) Last: JK Scott, AFC Wild Card, Jan. 14, 2023 at Jacksonville

Most Yards, Career

- 2,330 Mike Scifres, 2003-13
- 587 John Kidd, 1990-94
- 474 Bryan Wagner, 1994

Most Yards, Game

- 324 John Kidd, AFC Divisional, Jan. 10, 1993 at Miami
- 316 Mike Scifres, AFC Wild Card, Jan. 3, 2009 vs. Indianapolis (OT)
- 297 Mike Scifres, AFC Wild Card, Jan. 17, 2010 vs. New York Jets

Longest Punt

- 67 Mike Scifres, AFC Wild Card, Jan. 3, 2009 vs. Indianapolis (OT)
- 66 Mike Scifres, AFC Divisional, Jan. 13, 2008 at Indianapolis
- 65 Darren Bennett, AFC Wild Card, Dec. 31, 1995 vs. Indianapolis

Highest, Career (minimum 4 punts)

- 45.2 John Kidd, 1990-94
- 44.8 Mike Scifres, 2003-13
- 43.9 John Hadl, 1962-72

Highest, Game (minimum 2 punts)

- 59.0 Mike Scifres, AFC Divisional, Jan. 13, 2008 at Indianapolis
- 54.5 Darren Bennett, AFC Wild Card, Dec. 31, 1995 vs. Indianapolis
- 52.7 Mike Scifres, AFC Wild Card, Jan. 3, 2009 vs. Indianapolis (OT)

PUNT RETURNS

Most Returns, Career

- 12 Darren Sproles, 2005-09
- 8 Mike Fuller, 1975-80
- 7 Eric Parker, 2002-06

Most Returns, Game

- 5 Eric Parker, AFC Divisional, Jan. 14, 2007 vs. New England
- 4 (2x) Last: Desmond King, AFC Wild Card, Jan. 6, 2019 at Baltimore
- 3 (6x) Last: Darren Sproles, AFC Wild Card, Jan. 3, 2009 vs. Indianapolis (OT)

Most Yards, Career

- 107 Darren Sproles, 2005-09
- 99 Mike Fuller, 1975-80
- 63 Wes Chandler, 1981-87

Most Yards, Game

- 72 Darren Sproles, AFC Wild Card, Jan. 3, 2009 vs. Indianapolis (OT)
- 56 Wes Chandler, AFC Divisional, Jan. 2, 1982 at Miami (OT)
- 46 Desmond King, AFC Wild Card, Jan. 6, 2019 at Baltimore

Longest Return

- 56t Wes Chandler, AFC Divisional, Jan. 2, 1982 at Miami (OT)
- 33 Desmond King, AFC Wild Card, Jan. 6, 2019 at Baltimore

Most Touchdowns, Career

- 1 Wes Chandler, 1981-87

KICKOFF RETURNS

Most Returns, Career

- 21 Darren Sproles, 2005-09
- 19 Andre Coleman, 1994-96
- 17 James Brooks, 1981-83

Most Returns, Game

- 8 Andre Coleman, Super Bowl XXIX, Jan. 29, 1995 vs. San Francisco
- 6 Andre Coleman, AFC Wild Card, Dec. 31, 1995 vs. Indianapolis
- 5 (6x) Last: Desmond King, AFC Divisional, Jan. 13, 2019 at New England

Most Yards, Career

- 537 Darren Sproles, 2005-09
- 483 Andre Coleman, 1994-96
- 283 James Brooks, 1981-83

Most Yards, Game

- 244 Andre Coleman, Super Bowl XXIX, Jan. 29, 1995 vs. San Francisco
- 164 Darren Sproles, AFC Divisional, Jan. 11, 2009 at Pittsburgh
- 147 Leslie "Speedy" Duncan, AFL Championship, Dec. 26, 1964 at Buffalo

Longest Return

- 98t Andre Coleman, Super Bowl XXIX, Jan. 29, 1995 vs. San Francisco
- 72 Desmond King, AFC Wild Card, Jan. 6, 2019 at Baltimore
- 63 Darren Sproles, AFC Divisional, Jan. 11, 2009 at Pittsburgh

Most Touchdowns, Career

- 1 Andre Coleman, 1994-96

SERVICE

Most Games

- 12 Antonio Gates, 2003-18
- David Binn, 1994-2010
- 11 Philip Rivers, 2004-19
- 10 Nick Hardwick, 2004-13
- Mike Scifres, 2004-13

TEAM POSTSEASON RECORDS

*NFL Record

POINTS

Most, Quarter

- 24 AFC Divisional, Jan. 2, 1982 at Miami (1st Q)
- 21 AFL Championship,
Jan. 5, 1964 vs. Boston (1st Q)
- 17 AFC Wild Card, Jan. 14, 2023 at Jax. (1st Q)
- AFC Divisional, Jan. 10, 2014 at Den. (4th Q)

Most, Quarter, Opponent

- 21 AFC Divisional,
Jan. 13, 2019 at New England (2nd Q)
- AFC Divisional, Jan. 10, 1993 at Mia. (2nd Q)
- AFC Championship,
Jan. 11, 1981 vs. Oakland (1st Q)
- 20 AFC Second Round,
Jan. 16, 1983 at Miami (2nd Q)
- 14 (11x) Last: AFC Wild Card, Jan. 6, 2019 at Bal.

Most Quarter, Both Teams

- 33 AFC Second Round,
Jan. 16, 1983 at Miami (2nd Q)
- 28 (4x) Last: AFC Divisional,
Jan. 11, 2009 at Pittsburgh (4th Q)
- 25 AFC Wild Card, Jan. 6, 2019 at Bal. (4th Q)

Most, Game

- 51 AFL Championship, Jan. 5, 1964 vs. Boston
- 41 AFC Divisional, Jan. 2, 1982 at Miami (OT)
- 31 AFC First Round, Jan. 9, 1983 at Pittsburgh

Most, Game, Opponent

- 49 Super Bowl XXIX, Jan. 29, 1995 vs. S.F.
- 41 AFC Divisional, Jan. 13, 2019 at New England
- 38 AFC Divisional, Jan. 2, 1982 at Miami (OT)

Most, Game, Both Teams

- 79 AFC Divisional, Jan. 2, 1982 at Miami (OT)
- 75 Super Bowl XXIX, Jan. 29, 1995 vs. S.F.
- 69 AFC Divisional, Jan. 13, 2019 at New England

Fewest, Game

- 0 AFC Divisional, Jan. 10, 1993 at Miami
- AFL Championship, Dec. 26, 1965 vs. Buffalo
- 3 AFL Championship,
Dec. 24, 1961 vs. Houston Oilers
- 7 AFC Championship,
Jan. 10, 1982 at Cincinnati
- AFL Championship, Dec. 26, 1964 at Buffalo

Fewest, Game, Opponent

- 0 AFC Wild Card, Jan. 2, 1993 vs. Kansas City
- 6 AFC Wild Card, Jan. 6, 2008 vs. Tennessee
- 10 (3x) Last: AFC Wild Card,
Jan. 5, 2014 at Cincinnati

Fewest, Game, Both Teams

- 13 AFL Championship,
Dec. 24, 1961 vs. Houston Oilers
- 17 AFC Wild Card, Jan. 2, 1993 vs. Kansas City
- 23 (2x) Last: AFC Wild Card,
Jan. 6, 2008 vs. Tennessee

TOUCHDOWNS

Most, Game

- 7 AFL Championship, Jan. 5, 1964 vs. Boston
- 5 AFC Divisional, Jan. 2, 1982 at Miami (OT)
- 4 (3x) Last: AFC Divisional,
Jan. 13, 2019 at New England

Most, Game, Opponent

- 7 Super Bowl XXIX, Jan. 29, 1995 vs. S.F.
- 5 (4x) Last: AFC Divisional,
Jan. 13, 2019 at New England
- 4 (5x) Last: AFC Wild Card,
Jan. 14, 2023 at Jacksonville

Most, Game, Both Teams

- 10 Super Bowl XXIX, Jan. 29, 1995 vs. S.F.
- AFC Divisional, Jan. 2, 1982 at Miami (OT)
- 9 AFC Divisional, Jan. 13, 2019 at New England
- 8 (3x) Last: AFC Divisional,
Jan. 11, 2009 at Pittsburgh

POINTS AFTER TOUCHDOWN

Most, Game

- 6 AFL Championship, Jan. 5, 1964 vs. Boston
- 5 AFC Divisional, Jan. 2, 1982 at Miami (OT)
- 4 (2x) Last: AFC Divisional,
Jan. 13, 2008 at Indianapolis

Most, Game, Opponent

- 7 Super Bowl XXIX, Jan. 29, 1995 vs. S.F.
- 5 (4x) Last: AFC Divisional,
Jan. 13, 2019 at New England
- 4 (4x) Last: AFC Divisional,
Jan. 10, 1993 at Miami

Most, Game, Both Teams

- 10 Super Bowl XXIX, Jan. 29, 1995 vs. S.F.
- AFC Divisional, Jan. 2, 1982 at Miami (OT)
- 8 (2x) Last: AFC Divisional,
Jan. 11, 2009 at Pittsburgh
- 7 (5x) Last: AFC Divisional,
Jan. 13, 2019 at New England

Most Two-Point Conversions, Game

- 2 Super Bowl XXIX, Jan. 29, 1995 vs. S.F.
- 1 AFC Divisional, Jan. 13, 2019 at New England

Most Two-Point Conversions, Game, Opponent

- 1 AFC Wild Card, Jan. 14, 2023 at Jacksonville
- AFC Divisional, Jan. 14, 2007 vs. N.E.

FIELD GOALS

Most, Game

- 5 AFC Wild Card, Jan. 6, 2019 at Baltimore
- 4 AFC Championship, Jan. 20, 2008 at N.E.
- 3 AFC Wild Card, Jan. 14, 2023 at Jacksonville
- AFL Championship,
Jan. 1, 1961 at Houston Oilers

Most, Game, Opponent

- 4 AFC Championship, Jan. 20, 2008 at N.E.
- 3 (2x) Last: AFC Divisional,
Jan. 14, 2007 at New England
- 2 (7x) Last: AFC Divisional,
Jan. 13, 2019 at New England

Most, Game, Both Teams

- 6 AFC Wild Card, Jan. 6, 2019 at Baltimore
- 4 (4x) Last: AFC Wild Card,
Jan. 14, 2023 at Jacksonville
- 3 (7x) Last: AFC Wild Card,
Jan. 5, 2014 at Cincinnati

FIRST DOWNS

Most, Game

- 33 AFC Divisional, Jan. 2, 1982 at Miami (OT)
- 29 AFC First Round, Jan. 9, 1983 at Pittsburgh
- 28 AFC Divisional, Jan. 8, 1995 vs. Miami

Most, Game, Opponent

- 30 AFC Divisional, Jan. 13, 2019 at New England
- 29 AFC Second Round, Jan. 16, 1983 at Miami
- 28 Super Bowl XXIX, Jan. 29, 1995 vs. S.F.

Most, Game, Both Teams

- 58 AFC Divisional, Jan. 2, 1982 at Miami (OT)
- 55 AFC First Round, Jan. 9, 1983 at Pittsburgh
- 52 AFC Divisional, Jan. 13, 2019 at New England

Fewest, Game

- 10 AFC Divisional, Jan. 10, 1993 at Miami
- 12 AFL Championship, Dec. 26, 1965 vs. Buffalo
- 13 (2x) Last: AFC Divisional,
Jan. 12, 2014 at Denver

Fewest, Game, Opponent

- 11 AFC Wild Card, Jan. 6, 2019 at Baltimore
- 14 (3x) Last: AFC Divisional,
Jan. 17, 2010 vs. New York Jets
- 15 (2x) Last: AFC Wild Card,
Jan. 6, 2008 vs. Tennessee

Fewest, Game, Both Teams

- 25 AFC Wild Card, Jan. 6, 2019 at Baltimore
- 26 AFL Championship, Dec. 26, 1965 vs. Buffalo
- 28 AFC Divisional, Jan. 10, 1993 at Miami

FIRST DOWNS RUSHING

Most, Game

- 12 AFC Divisional, Jan. 14, 2007 at N.E.
- AFC Divisional, Jan. 8, 1995 vs. Miami
- 11 (5x) Last: AFC Wild Card,
Jan. 3, 2009 vs. Indianapolis (OT)
- 10 AFC Divisional, Jan. 2, 1982 at Miami (OT)

Most, Game, Opponent

- 15 AFC Second Round, Jan. 16, 1983 at Miami
- 13 (2x) Last: AFC Divisional,
Jan. 12, 2014 at Denver
- 12 (2x) Last: AFC Divisional,
Jan. 11, 2009 at Pittsburgh

Most, Game, Both Teams

- 20 AFC Second Round, Jan. 16, 1983 at Miami
- 19 (2x) Last: AFC Wild Card,
Jan. 5, 2014 at Cincinnati
- 17 (3x) Last: AFC Championship,
Jan. 20, 2008 at New England

Fewest, Game

- 1 (2x) Last: AFC Divisional,
Jan. 12, 2014 at Denver
- 2 (2x) Last: AFC Divisional,
Jan. 13, 2019 at New England
- 3 (2x) Last: AFC Wild Card,
Jan. 6, 2019 at Baltimore

Fewest, Game, Opponent

- 2 AFC Divisional, Jan. 8, 1995 vs. Miami
- 3 (3x) Last: AFC Divisional,
Jan. 14, 2007 at New England
- 4 (5x) Last: AFC Wild Card,
Jan. 6, 2019 at Baltimore

Fewest, Game, Both Teams

- 7 AFC Wild Card, Jan. 6, 2019 at Baltimore
- 8 (3x) Last: AFC Divisional,
Jan. 17, 2010 vs. New York Jets
- 9 AFC Wild Card, Jan. 14, 2023 at Jacksonville
- AFL Championship, Dec. 26, 1965 vs. Buffalo

FIRST DOWNS PASSING

Most, Game

- 21 AFC Divisional, Jan. 2, 1982 at Miami (OT)
- 20 AFC Wild Card, Dec. 31, 1995 vs. Indianapolis
- 19 AFC First Round, Jan. 9, 1983 at Pittsburgh

Most, Game, Opponent

- 21 AFC Divisional, Jan. 13, 2008 at Indianapolis
- AFC Divisional, Jan. 2, 1982 at Miami (OT)
- 20 AFC Wild Card, Jan. 5, 2014 at Cincinnati
- 19 AFC First Round, Jan. 9, 1983 at Pittsburgh

Most, Game, Both Teams

- 42 AFC Divisional, Jan. 2, 1982 at Miami (OT)
- 38 AFC First Round, Jan. 9, 1983 at Pittsburgh
- 35 AFC Divisional, Jan. 13, 2008 at Indianapolis

Fewest, Game

- 7 (5x) Last: AFC Divisional, Jan. 10, 1993 at Miami
- 8 (3x) Last: AFC Wild Card, Jan. 6, 2019 at Baltimore
- 9 (4x) Last: AFC Wild Card, Jan. 5, 2014 at Cincinnati

Fewest, Game, Opponent

- 5 AFC Divisional, Dec. 29, 1979 vs. Houston Oilers
- 6 AFC Divisional, Jan. 17, 2010 vs. N.Y. Jets
- 7 AFC Wild Card, Jan. 6, 2019 at Baltimore

Fewest, Game, Both Teams

- 15 (2x) Last: AFC Wild Card, Jan. 6, 2019 at Baltimore
- 16 (3x) Last: AFC Divisional, Jan. 10, 1993 at Miami
- 17 (2x) Last: AFC Wild Card, Jan. 2, 1993 vs. Kansas City

TOTAL NET YARDS GAINED

Most, Game

- 601 AFL Championship, Jan. 5, 1964 vs. Boston
- 564 AFC Divisional, Jan. 2, 1982 at Miami (OT)
- 479 AFC First Round, Jan. 9, 1983 at Pittsburgh

Most, Game, Opponent

- 498 AFC Divisional, Jan. 13, 2019 at New England
- 466 AFC Divisional, Jan. 2, 1982 at Miami (OT)
- 449 Super Bowl XXIX, Jan. 29, 1995 vs. S.F.

Most, Game, Both Teams

- 1,030 AFC Divisional, Jan. 2, 1982 at Miami (OT)
- 901 AFC First Round, Jan. 9, 1983 at Pittsburgh
- 862 AFL Championship, Jan. 5, 1964 vs. Boston

NET YARDS GAINED RUSHING

Most, Game

- 309 AFL Championship, Jan. 5, 1964 vs. Boston
- 202 AFC Wild Card, Jan. 8, 1995 vs. Miami
- 196 AFC Wild Card, Jan. 5, 2014 at Cincinnati

Most, Game, Opponent

- 219 AFL Championship, Dec. 26, 1964 vs. Buffalo
- 214 AFC Second Round, Jan. 16, 1983 at Miami
- 178 AFC Wild Card, Dec. 31, 1995 vs. Indianapolis

Most, Game, Both Teams

- 384 AFL Championship, Jan. 5, 1964 vs. Boston
- 343 AFL Championship, Dec. 26, 1964 vs. Buffalo
- 323 AFC Wild Card, Dec. 31, 1995 vs. Indianapolis

NET YARDS GAINED PASSING

Most, Game

- 415 AFC Divisional, Jan. 2, 1982 at Miami (OT)
- 351 AFC Championship, Jan. 11, 1981 vs. Oakland
- 333 AFC First Round, Jan. 9, 1983 at Pittsburgh

Most, Game, Opponent

- 402 AFC Divisional, Jan. 13, 2008 at Indianapolis
- 388 AFC Divisional, Jan. 2, 1982 at Miami (OT)
- 349 AFC Championship, Jan. 15, 1995 at Pit.

Most, Game, Both Teams

- 803 AFC Divisional, Jan. 2, 1982 at Miami (OT)
- 714 AFC Divisional, Jan. 13, 2008 at Indianapolis
- 659 AFC Divisional, Jan. 13, 2019 at New England

LEAGUE

STATS

2024 NATIONAL FOOTBALL LEAGUE

TEAM OFFENSIVE TOTALS

CATEGORY	BAL	BUF	CIN	CLE	DEN	HOU	IND	JAX	KC	LAC	LV
GAMES (W-L-T)	1-2-0	3-0-0	0-3-0	1-2-0	1-2-0	2-1-0	1-2-0	0-3-0	3-0-0	2-1-0	1-2-0
FIRST DOWNS	70	61	61	48	44	58	48	54	62	42	52
Rushing	34	24	22	19	22	15	26	21	22	18	5
Passing	33	31	36	22	22	40	18	27	35	21	41
Penalty	3	6	3	7	0	3	4	6	5	3	6
YDS GAINED (tot)	1291	987	980	744	878	1023	947	829	984	833	887
Avg per Game	430.3	329.0	326.7	248.0	292.7	341.0	315.7	276.3	328.0	277.7	295.7
RUSHING (net)	610	360	268	287	299	326	394	347	349	456	153
Avg per Game	203.3	120.0	89.3	95.7	99.7	108.7	131.3	115.7	116.3	152.0	51.0
Rushes	104	88	58	66	72	76	73	64	85	91	55
Yards per Rush	5.9	4.1	4.6	4.4	4.2	4.3	5.4	5.4	4.1	5.0	2.8
PASSING (net)	681	627	712	457	579	697	553	482	635	377	734
Avg per Game	227.0	209.0	237.3	152.3	193.0	232.3	184.3	160.7	211.7	125.7	244.7
Attempts	90	73	103	116	113	112	73	97	92	66	111
Completions	59	55	73	67	71	75	36	52	64	45	82
Completion Pct	65.6%	75.3%	70.9%	57.8%	62.8%	67.0%	49.3%	53.6%	69.6%	68.2%	73.9%
Yards Gained	702	637	746	551	600	801	583	582	659	423	829
Sacked	3	2	8	16	4	12	4	12	4	7	12
Yards Lost	21	10	34	94	21	104	30	100	24	46	95
Had Intercepted	1	0	0	2	4	2	6	1	4	1	3
Yards Opp Ret	0	0	0	9	9	8	21	19	12	0	4
Opp TDs on Int	0	0	0	0	0	0	0	0	0	0	0
PUNTS	10	6	6	18	16	12	11	11	8	17	13
Avg Yards	41.9	47.2	59.3	48.9	50.0	41.7	50.7	52.4	50.1	47.7	50.3
PUNT RETURNS	4	3	5	13	9	6	1	2	3	3	6
Avg Return	11.8	16.0	6.2	10.4	10.4	2.7	19.0	5.5	8.3	9.7	7.3
Returned for TD	0	0	0	0	0	0	0	0	0	0	0
KICKOFF RETURNS	4	3	7	5	3	4	5	4	4	4	5
Avg Return	24.3	36.7	25.3	24.4	23.0	31.3	27.8	20.8	27.0	21.3	28.2
Returned for TD	0	0	0	0	0	0	0	0	0	0	0
PENALTIES	31	16	15	29	22	28	16	21	16	17	11
Yards Penalized	278	117	105	212	235	233	118	168	150	134	84
FUMBLES BY	1	2	6	4	3	1	3	4	1	3	3
Fumbles Lost	1	1	3	2	2	1	0	2	1	1	2
Opp Fumbles	3	2	3	5	3	1	3	1	6	2	0
Opp Fumbles Lost	1	2	1	2	2	0	2	0	2	2	0
POSS. TIME (avg)	32:35	28:37	28:07	30:27	30:21	33:10	21:36	26:56	29:55	30:14	28:48
TOUCHDOWNS	8	14	7	5	3	5	8	4	8	6	6
Rushing	5	6	2	2	3	1	5	2	2	2	2
Passing	3	7	5	3	0	4	3	2	5	4	4
Returns	0	1	0	0	0	0	0	0	1	0	0
EXTRA POINT KICKS	8/8	13/14	5/6	4/4	3/3	4/4	7/7	4/4	6/7	4/5	5/5
2-PT CONVERSIONS	0/0	0/0	0/1	1/1	0/0	0/1	0/1	0/0	0/1	0/1	1/1
FIELD GOALS MADE/ATTEMPTED	5/8	5/6	7/8	4/5	9/9	7/8	1/2	4/5	7/7	6/6	5/7
POINTS SCORED	71	112	68	50	52	55	58	40	75	58	58

2024 NATIONAL FOOTBALL LEAGUE

TEAM DEFENSIVE TOTALS

CATEGORY	BAL	BUF	CIN	CLE	DEN	HOU	IND	JAX	KC	LAC	LV
POINTS ALLOWED	78	48	80	67	46	74	61	85	62	33	81
OPP FIRST DOWNS	65	57	58	54	52	48	71	60	62	41	56
Rushing	7	22	28	21	13	17	28	21	23	12	18
Passing	47	32	26	30	29	23	37	33	33	24	35
Penalty	11	3	4	3	10	8	6	6	6	5	3
OPP YARDS GAINED (tot)	1025	860	932	928	778	782	1195	1085	1083	801	1136
Avg per Game	341.7	286.7	310.7	309.3	259.3	260.7	398.3	361.7	361.0	267.0	378.7
OPP RUSHING (net)	150	355	427	341	378	293	537	328	341	275	458
Avg per Game	50.0	118.3	142.3	113.7	126.0	97.7	179.0	109.3	113.7	91.7	152.7
Rushes	53	76	103	78	85	72	121	83	79	71	85
Yards per Rush	2.8	4.7	4.2	4.4	4.5	4.1	4.4	4.0	4.3	3.9	5.4
OPP PASSING (net)	875	505	505	587	400	489	658	757	742	526	678
Avg per Game	291.7	168.3	168.3	195.7	133.3	163.0	219.3	252.3	247.3	175.3	226.0
Pass Attempts	117	116	72	97	78	84	98	102	106	91	97
Pass Completions	78	72	54	57	56	49	69	69	69	68	64
Completion Pct	66.7%	62.1%	75.0%	58.8%	71.8%	58.3%	70.4%	67.7%	65.1%	74.7%	66.0%
Yards Gained	946	587	526	635	451	567	719	790	761	586	710
Sacked	10	11	5	9	11	13	8	5	6	8	5
Yards Lost	71	82	21	48	51	78	61	33	19	60	32
INTERCEPTED BY	2	4	2	0	2	3	2	0	1	3	1
Yards Returned	0	81	12	0	58	9	5	0	15	6	0
Returned for TD	0	1	0	0	0	0	0	0	0	0	0
OPP PUNT RETURNS	3	1	3	8	6	2	3	8	4	5	5
Avg Return	5.3	6.0	7.7	15.4	4.5	5.5	1.3	9.9	6.0	12.2	11.4
Returned for TD	0	0	0	1	0	0	0	0	0	0	0
OPP KICKOFF RETURNS	6	4	3	4	6	7	1	2	4	4	5
Avg Return	29.2	37.5	38.0	24.5	23.5	25.4	26.0	28.5	26.0	27.3	27.2
Returned for TD	0	1	0	0	0	0	0	0	0	0	0
OPP TOUCHDOWNS	8	5	9	7	5	9	6	9	6	3	8
Rushing	4	1	4	3	2	3	1	4	2	1	3
Passing	4	3	4	3	3	6	5	5	4	2	5
Returns	0	1	1	1	0	0	0	0	0	0	0

2024 NATIONAL FOOTBALL LEAGUE

TEAM OFFENSIVE TOTALS

CATEGORY	MIA	NE	NYJ	PIT	TEN	ARI	ATL	CAR	CHI	DAL	DET
GAMES (W-L-T)	1-2-0	1-2-0	2-1-0	3-0-0	0-3-0	1-2-0	1-2-0	1-2-0	1-2-0	1-2-0	2-1-0
FIRST DOWNS	51	47	57	52	54	59	56	42	52	61	70
Rushing	15	22	18	20	21	23	19	14	13	14	31
Passing	31	21	36	22	27	29	30	25	30	39	34
Penalty	5	4	3	10	6	7	7	3	9	8	5
YDS GAINED (tot)	956	739	931	867	781	1036	922	789	748	1030	1199
Avg per Game	318.7	246.3	310.3	289.0	260.3	345.3	307.3	263.0	249.3	343.3	399.7
RUSHING (net)	285	433	302	392	303	432	323	279	218	221	489
Avg per Game	95.0	144.3	100.7	130.7	101.0	144.0	107.7	93.0	72.7	73.7	163.0
Rushes	77	90	76	108	65	83	75	69	72	62	101
Yards per Rush	3.7	4.8	4.0	3.6	4.7	5.2	4.3	4.0	3.0	3.6	4.8
PASSING (net)	671	306	629	475	478	604	599	510	530	809	710
Avg per Game	223.7	102.0	209.7	158.3	159.3	201.3	199.7	170.0	176.7	269.7	236.7
Attempts	108	77	94	75	94	86	84	94	118	125	107
Completions	68	46	64	55	64	59	56	57	70	75	71
Completion Pct	63.0%	59.7%	68.1%	73.3%	68.1%	68.6%	66.7%	60.6%	59.3%	60.0%	66.4%
Yards Gained	749	390	660	518	579	635	626	564	630	857	740
Sacked	11	11	5	6	15	6	5	8	13	9	4
Yards Lost	78	84	31	43	101	31	27	54	100	48	30
Had Intercepted	3	0	1	1	5	1	3	3	4	2	4
Yards Opp Ret	62	0	0	0	87	0	64	5	14	47	31
Opp TDs on Int	1	0	0	0	2	0	0	0	0	0	0
PUNTS	11	16	12	14	15	8	9	16	15	11	11
Avg Yards	47.6	52.3	48.7	51.9	45.4	49.8	51.2	42.4	45.4	50.6	49.5
PUNT RETURNS	4	5	8	11	11	3	5	4	8	5	10
Avg Return	14.3	9.2	8.3	8.6	8.3	12.0	10.2	11.5	8.6	19.2	9.0
Returned for TD	0	0	0	0	0	0	0	0	0	1	0
KICKOFF RETURNS	3	2	6	1	10	3	5	14	5	8	3
Avg Return	30.3	22.5	26.8	13.0	26.3	41.0	26.8	26.3	28.6	26.6	27.0
Returned for TD	0	0	0	0	0	1	0	0	0	0	0
PENALTIES	27	13	18	22	15	14	14	22	20	21	19
Yards Penalized	238	152	186	153	110	113	118	221	140	155	206
FUMBLES BY	3	3	2	2	3	3	4	1	4	4	0
Fumbles Lost	0	1	1	0	3	2	1	1	2	1	0
Opp Fumbles	4	4	2	3	3	2	1	2	2	1	2
Opp Fumbles Lost	1	2	2	1	1	2	0	2	2	0	0
POSS. TIME (avg)	32:40	29:02	30:29	33:55	30:48	29:52	24:36	27:42	30:27	27:57	32:38
TOUCHDOWNS	3	3	9	3	6	9	5	5	5	7	7
Rushing	1	2	3	1	2	2	1	2	1	2	4
Passing	2	1	6	2	4	5	4	3	2	4	3
Returns	0	0	0	0	0	2	0	0	2	1	0
EXTRA POINT KICKS	3/3	3/3	7/7	3/3	6/6	8/8	4/4	4/4	3/3	5/5	5/6
2-PT CONVERSIONS	0/0	0/0	0/2	0/0	0/0	1/1	0/1	0/1	1/2	0/2	0/0
FIELD GOALS MADE/ATTEMPTED	4/6	6/7	2/3	10/11	2/2	6/6	5/5	5/5	6/7	10/10	5/5
POINTS SCORED	33	39	67	51	48	82	49	49	53	77	62

2024 NATIONAL FOOTBALL LEAGUE

TEAM DEFENSIVE TOTALS

CATEGORY	MIA	NE	NYJ	PIT	TEN	ARI	ATL	CAR	CHI	DAL	DET
POINTS ALLOWED	72	57	52	26	78	64	61	95	57	89	53
OPP FIRST DOWNS	51	58	55	38	43	60	60	63	46	63	57
Rushing	21	19	22	14	21	24	28	26	22	36	13
Passing	26	34	25	23	20	31	31	30	21	24	34
Penalty	4	5	8	1	2	5	1	7	3	3	10
OPP YARDS GAINED (tot)	884	982	840	689	791	970	980	1059	860	1118	880
Avg per Game	294.7	327.3	280.0	229.7	263.7	323.3	326.7	353.0	286.7	372.7	293.3
OPP RUSHING (net)	336	249	388	214	373	370	451	454	365	557	230
Avg per Game	112.0	83.0	129.3	71.3	124.3	123.3	150.3	151.3	121.7	185.7	76.7
Rushes	75	68	81	61	83	96	111	97	81	103	64
Yards per Rush	4.5	3.7	4.8	3.5	4.5	3.9	4.1	4.7	4.5	5.4	3.6
OPP PASSING (net)	548	733	452	475	418	600	529	605	495	561	650
Avg per Game	182.7	244.3	150.7	158.3	139.3	200.0	176.3	201.7	165.0	187.0	216.7
Pass Attempts	74	108	83	81	78	73	92	84	88	76	102
Pass Completions	51	81	54	50	45	55	66	60	52	47	67
Completion Pct	68.9%	75.0%	65.1%	61.7%	57.7%	75.3%	71.7%	71.4%	59.1%	61.8%	65.7%
Yards Gained	590	772	543	550	471	647	556	626	554	594	709
Sacked	6	8	14	9	7	9	3	5	7	7	8
Yards Lost	42	39	91	75	53	47	27	21	59	33	59
INTERCEPTED BY	2	0	1	4	0	1	2	2	4	3	3
Yards Returned	2	0	0	54	0	10	0	1	54	9	1
Returned for TD	0	0	0	0	0	0	0	0	1	0	0
OPP PUNT RETURNS	3	10	9	6	10	6	6	6	8	7	1
Avg Return	7.3	8.7	7.1	8.8	11.4	9.8	11.3	12.5	7.5	14.4	0.0
Returned for TD	0	0	0	0	0	0	0	0	0	0	0
OPP KICKOFF RETURNS	5	2	3	4	4	2	3	5	9	6	1
Avg Return	25.4	26.5	23.3	23.3	31.0	47.0	26.0	26.2	28.3	24.7	20.0
Returned for TD	0	0	0	0	0	0	0	0	0	0	0
OPP TOUCHDOWNS	9	6	4	2	8	8	4	11	6	12	5
Rushing	5	3	3	0	2	4	1	4	4	8	2
Passing	3	3	1	2	3	4	3	7	2	4	3
Returns	1	0	0	0	3	0	0	0	0	0	0

2024 NATIONAL FOOTBALL LEAGUE

TEAM OFFENSIVE TOTALS

CATEGORY	GB	LAR	MIN	NO	NYG	PHI	SEA	SF	TB	WAS	NFL/Avg
GAMES (W-L-T)	2-1-0	1-2-0	3-0-0	2-1-0	1-2-0	2-1-0	3-0-0	1-2-0	2-1-0	2-1-0	---
FIRST DOWNS	54	59	53	58	53	67	58	73	53	66	56.1
Rushing	29	20	20	33	17	26	17	23	11	29	20.7
Passing	21	32	29	22	32	37	35	42	35	31	30.2
Penalty	4	7	4	3	4	4	6	8	7	6	5.2
YDS GAINED (tot)	1175	928	989	1030	884	1235	1032	1225	831	1080	962.2
Avg per Game	391.7	309.3	329.7	343.3	294.7	411.7	344.0	408.3	277.0	360.0	320.7
RUSHING (net)	612	234	375	459	315	502	292	419	273	461	358.4
Avg per Game	204.0	78.0	125.0	153.0	105.0	167.3	97.3	139.7	91.0	153.7	119.5
Rushes	111	69	78	105	75	100	75	97	69	97	80.8
Yards per Rush	5.5	3.4	4.8	4.4	4.2	5.0	3.9	4.3	4.0	4.8	4.4
PASSING (net)	563	694	614	571	569	733	740	806	558	619	603.8
Avg per Game	187.7	231.3	204.7	190.3	189.7	244.3	246.7	268.7	186.0	206.3	201.3
Attempts	68	102	78	65	105	102	103	95	82	76	93.3
Completions	42	69	53	44	62	72	77	69	61	61	61.7
Completion Pct	61.8%	67.7%	68.0%	67.7%	59.1%	70.6%	74.8%	72.6%	74.4%	80.3%	66.2%
Yards Gained	584	754	657	585	600	772	787	842	637	664	654.5
Sacked	5	10	9	3	8	7	8	10	13	9	8.1
Yards Lost	21	60	43	14	31	39	47	36	79	45	50.7
Had Intercepted	1	1	2	2	2	4	3	1	2	0	2.2
Yards Opp Ret	1	0	26	0	10	57	23	12	38	0	17.5
Opp TDs on Int	0	0	0	0	1	0	0	0	0	0	0.1
PUNTS	10	10	11	7	15	6	14	6	10	3	11.2
Avg Yards	45.7	48.3	46.6	40.6	48.3	39.5	50.4	41.2	45.7	46.3	47.9
PUNT RETURNS	3	3	3	5	3	2	5	4	1	1	5.0
Avg Return	5.0	16.7	6.7	12.0	6.3	7.5	11.4	6.0	15.0	24.0	9.7
Returned for TD	0	0	0	0	0	0	0	0	0	0	0.0
KICKOFF RETURNS	1	2	1	2	9	6	6	1	3	5	4.5
Avg Return	24.0	30.5	19.0	32.5	25.6	23.7	26.3	21.0	25.3	34.0	26.8
Returned for TD	0	0	0	0	0	0	0	0	0	0	0.0
PENALTIES	26	16	19	18	23	23	23	15	16	20	19.6
Yards Penalized	196	135	146	160	183	155	183	181	100	148	162.9
FUMBLES BY	3	1	5	1	5	3	2	5	3	4	2.9
Fumbles Lost	1	1	2	1	3	2	1	2	1	0	1.3
Opp Fumbles	6	4	4	3	3	2	6	4	4	1	2.9
Opp Fumbles Lost	2	2	1	2	3	0	1	2	1	1	1.3
POSS. TIME (avg)	33:17	27:29	27:21	31:38	29:37	33:34	29:06	35:38	29:13	32:19	30:00
TOUCHDOWNS	7	6	10	12	6	8	8	7	7	8	6.7
Rushing	2	4	1	6	2	5	5	3	1	6	2.8
Passing	4	2	8	6	4	3	3	4	6	2	3.7
Returns	1	0	1	0	0	0	0	0	0	0	0.3
EXTRA POINT KICKS	6/6	6/6	10/10	10/11	3/4	6/6	7/7	7/7	7/7	7/7	96.3%
2-PT CONVERSIONS	0/1	0/0	0/0	0/1	0/2	2/2	0/1	0/0	0/0	0/1	25.0%
FIELD GOALS MADE/ATTEMPTED	9/11	5/5	5/5	7/7	2/3	4/5	6/7	8/9	5/5	8/10	87.8%
POINTS SCORED	75	57	85	103	45	70	73	73	64	79	63.5

2024 NATIONAL FOOTBALL LEAGUE

TEAM DEFENSIVE TOTALS

CATEGORY	GB	LAR	MIN	NO	NYG	PHI	SEA	SF	TB	WAS	NFL/Avg
POINTS ALLOWED	58	91	30	44	64	63	43	69	62	88	63.5
OPP FIRST DOWNS	62	70	55	51	55	53	45	50	66	70	56.1
Rushing	19	34	10	15	23	21	17	19	29	20	20.7
Passing	38	29	41	31	26	27	23	28	31	44	30.2
Penalty	5	7	4	5	6	5	5	3	6	6	5.2
OPP YARDS GAINED (tot)	985	1277	935	1006	954	1018	746	965	1114	1132	962.2
Avg per Game	328.3	425.7	311.7	335.3	318.0	339.3	248.7	321.7	371.3	377.3	320.7
OPP RUSHING (net)	317	531	214	298	395	404	349	312	413	365	358.4
Avg per Game	105.7	177.0	71.3	99.3	131.7	134.7	116.3	104.0	137.7	121.7	119.5
Rushes	67	105	60	66	79	78	79	69	85	72	80.8
Yards per Rush	4.7	5.1	3.6	4.5	5.0	5.2	4.4	4.5	4.9	5.1	4.4
OPP PASSING (net)	668	746	721	708	559	614	397	653	701	767	603.8
Avg per Game	222.7	248.7	240.3	236.0	186.3	204.7	132.3	217.7	233.7	255.7	201.3
Pass Attempts	102	79	122	111	90	89	101	81	116	96	93.3
Pass Completions	63	57	78	70	63	51	61	52	77	69	61.7
Completion Pct	61.8%	72.2%	63.9%	63.1%	70.0%	57.3%	60.4%	64.2%	66.4%	71.9%	66.2%
Yards Gained	742	775	812	771	630	643	473	692	724	791	654.5
Sacked	11	4	16	11	14	4	11	8	2	4	8.1
Yards Lost	74	29	91	63	71	29	76	39	23	24	50.7
INTERCEPTED BY	7	1	5	5	1	2	2	2	2	0	2.2
Yards Returned	88	0	30	72	1	1	4	25	21	0	17.5
Returned for TD	1	0	1	0	0	0	0	0	0	0	0.1
OPP PUNT RETURNS	2	6	5	1	7	2	8	3	4	1	5.0
Avg Return	12.0	9.5	1.0	6.0	8.9	5.5	14.4	17.3	14.8	15.0	9.7
Returned for TD	0	0	0	0	0	0	0	0	0	0	0.0
OPP KICKOFF RETURNS	5	0	3	17	1	2	6	3	5	12	4.5
Avg Return	24.4	0.0	23.3	25.3	35.0	23.0	26.7	25.7	25.8	25.6	26.8
Returned for TD	0	0	0	0	0	0	0	0	0	0	0.0
OPP TOUCHDOWNS	7	11	3	4	6	6	3	8	6	11	6.7
Rushing	2	3	1	3	1	1	2	3	6	2	2.8
Passing	5	7	2	1	4	5	1	5	0	9	3.7
Returns	0	1	0	0	1	0	0	0	0	0	0.3

2024 NATIONAL FOOTBALL LEAGUE

2024 NATIONAL FOOTBALL LEAGUE

AFC TEAM RANKINGS

TEAM	OFFENSE			DEFENSE		
	TOTAL	RUSH	PASS	TOTAL	RUSH	PASS
BAL	*1	1	4	12	*1	16
BUF	3	6	8	7	10	6t
CIN	5	15	2	10	14	6t
CLE	15	13	14	9	8t	10
DEN	10	12	9	2	12	1
HOU	2	9	3	3	5	5
IND	7	4	10	16	16	11
JAX	13	8	11	14	6	15
KC	4	7	6	13	8t	14
LAC	12	2	15	5	4	8
LV	9	16	1	15	15	12
MIA	6	14	5	8	7	9
NE	16	3	16	11	3	13
NYJ	8	11	7	6	13	3
PIT	11	5	13	*1	2	4
TEN	14	10	12	4	11	2

NFC TEAM RANKINGS

TEAM	OFFENSE			DEFENSE		
	Total	Rush	Pass	Total	Rush	Pass
ARI	6	6	9	7	9	6
ATL	12	9	10	8	13	3
CAR	15	12	16	12	14	7
CHI	16	16	15	2	7t	2
DAL	8t	15	*1	14	16	5
DET	3	3	5	3	2	9
GB	4	*1	13	9	5	11
LAR	11	14	6	16	15	15
MIN	10	8	8	4	1	14
NO	8t	5	11	10	3	13
NYG	13	10	12	5	10	4
PHI	1	2	4	11	11	8
SEA	7	11	3	1	6	*1
SF	2	7	2	6	4	10
TB	14	13	14	13	12	12
WAS	5	4	7	15	7t	16

t = Tied for position

* = League Leader

2024 NATIONAL FOOTBALL LEAGUE

NFL TEAM RANKINGS

TEAM	OFFENSE			DEFENSE		
	TOTAL	RUSH	PASS	TOTAL	RUSH	PASS
ARI	7	9	17	17	19	16
ATL	20	18	18	18	27	11
BAL	*1	2	10	23	*1	32
BUF	13	14	14	8t	16	8t
CAR	28	26	26	24	28	17
CHI	30	31	25	8t	17t	7
CIN	15	28	6	13	26	8t
CLE	31	24	30	12	13t	15
DAL	9t	30	*1	28	32	14
DEN	23	22	19	3	21	2
DET	4	4	7	10	4	19
GB	5	*1	22	20	10	22
HOU	11	17	8	4	7	6
IND	17	11	24	31	31	21
JAX	27	16	27	26	11	30
KC	14	15	12	25	13t	28
LAC	25	7	31	6	6	10
LAR	19	29	9	32	30	29
LV	21	32	4	30	29	23
MIA	16	25	11	11	12	12
MIN	12	13	16	14	2t	26
NE	32	8	32	19	5	27
NO	9t	6	20	21	8	25
NYG	22	19	21	15	23	13
NYJ	18	21	13	7	22	4
PHI	2	3	5	22	24	18
PIT	24	12	29	*1	2t	5
SEA	8	23	3	2	15	*1
SF	3	10	2	16	9	20
TB	26	27	23	27	25	24
TEN	29	20	28	5	20	3
WAS	6	5	15	29	17t	31

t = Tied for position

* = League Leader

2024 NATIONAL FOOTBALL LEAGUE

AFC TEAM OFFENSE RANK

TEAM	(A)	(B)	(C)	(D)	(E)	(F)	(G)	(H)	(I)	(J)	(K)	(L)	(M)	(N)	(O)	(P)	(Q)
BAL	1	1	1	1	4	2	6	2	1	4t	6t	4	11	15	14	3	15
BUF	3	3	6	12	8	1	1t	1	3t	3	1t	2	1	13	9	1	9
CIN	5	4	15	7	2	5	1t	7	3t	4t	4	14	9	1	1	4	6t
CLE	15	16	13	8	14	16	9	14	12t	16	8	6	10	9	12	12	10t
DEN	10	12	12	10	9	12	13	3	15	14	6t	5	12	8	3	10	1t
HOU	2	7	9	9	3	10	10	11	5	8	5	16	2	16	15	9	6t
IND	7	2	4	3	10	3	16	6	12t	12	10	1	5	5	2	6t	16
JAX	13	11	8	2	11	13	4	13	7t	15	9	15	15	2	5	14	10t
KC	4	5	7	11	6	4	14	4	2	9	1t	10	6	7	10	2	1t
LAC	12	8	2	4	15	11	8	10	16	6	14t	7	14	11	13	6t	1t
LV	9	9	16	16	1	7	11	12	9t	11	12	13	4	6	6	6t	12
MIA	6	10	14	14	5	9	12	9	11	7	13	3	3	12	8	16	13t
NE	16	15	3	5	16	15	1t	15	14	10	1t	8	13	3	4	15	8
NYJ	8	6	11	13	7	6	5	5	6	1	14t	12	7	10	11	5	13t
PIT	11	13	5	15	13	8	7	8	9t	2	14t	9	16	4	7	11	5
TEN	14	14	10	6	12	14	15	16	7t	13	11	11	8	14	16	13	1t

AFC TEAM DEFENSE RANK

TEAM	(A)	(B)	(C)	(D)	(E)	(F)	(G)	(H)	(I)	(J)	(K)	(L)	(M)	(N)	(O)	(P)	(Q)	(R)	(S)
BAL	12	13	1	1	16	15	9	9	15	14	1t	3	13	8	4	12t	9t	8	1
BUF	7	1	10	14	6t	1	3	5	10	11t	5	5t	15	4	1	4	9t	1	4
CIN	10	9	14	7	6t	11	5	13	11t	10	13t	9	16	15	16	14	9t	9	8
CLE	9	8	8t	9	10	8	13t	6	7	3	13t	16	4	13	5	9	3	10	12
DEN	2	2	12	11	1	2	7	3	6	4	1t	2	3	11	7	3	9t	6	5
HOU	3	4	5	6	5	5	2	2	4	13	8	4	6	9	15	11	9t	12	2
IND	16	10	16	10	11	9	8	10	16	15	12	1	7t	1	2	7	4	7	14
JAX	14	15	6	5	15	16	13t	16	13	11t	10	12	12	3	11	16	6t	16	16
KC	13	12	8t	8	14	12	12	14	14	8t	7	5t	7t	5	8	8	6t	5	11
LAC	5	6	4	4	8	7	4	8	2	7	3	15	11	10	13	2	2	2t	9
LV	15	16	15	16	12	13	11	15	9	6	13t	13t	10	2	6	15	8	13	15
MIA	8	14	7	12	9	14	6	11	5	2	6	8	5	12	10	10	1	15	7
NE	11	11	3	3	13	10	13t	12	11t	16	4	10	9	16	12	6	5	11	13
NYJ	6	7	13	15	3	3	10	1	8	8t	11	7	2	7	9	5	9t	4	6
PIT	1	3	2	2	4	6	1	4	1	1	9	11	1	14	14	1	9t	2t	3
TEN	4	5	11	13	2	4	13t	7	3	5	13t	13t	14	6	3	12t	9t	14	10

- | | |
|--------------------------------------|--|
| (A) Total Yards per Game | (K) Fourth Down Efficiency |
| (B) Total Yards per Play | (L) Punt Return Average |
| (C) Rushing Yards per Game | (M) Kickoff Return Average |
| (D) Rushing Yards per Attempt | (N) Gross Punting Average |
| (E) Passing Net Yards per Game | (O) Net Punting Average |
| (F) Passing Net Yards per Play | (P) Points per Game |
| (G) Passing, Percent Had Intercepted | (Q) Field Goal Percentage |
| (H) Sacks per Pass Play | (R) Points per Game Differential (combined offense/defense) |
| (I) First Downs per Game | (S) Net Yards per Game Differential (combined offense/defense) |
| (J) Third Down Efficiency | |

2024 NATIONAL FOOTBALL LEAGUE

NFC TEAM OFFENSE RANK

TEAM	(A)	(B)	(C)	(D)	(E)	(F)	(G)	(H)	(I)	(J)	(K)	(L)	(M)	(N)	(O)	(P)	(Q)
ARI	6	6	6	2	9	9	4	5	6t	3	14t	5t	1	4	4	3	1t
ATL	12	9	9	9	10	6	14	3	10	15	8t	9	7	1	6	14t	1t
CAR	15	15	12	11	16	15	12	10	16	16	12	7	10	13	14	14t	1t
CHI	16	16	16	16	15	16	13	13	15	14	4	11	5	12	9	13	11t
DAL	8t	11	15	14	1	12	6	6	5	7	13	2	8	2	7	5	1t
DET	3	8	3	4	5	10	15	1	2	4	5t	10	6	5	2	11	1t
GB	4	1	1	1	13	2	5	7	11	6	1t	16	13	10t	12	6	13
LAR	11	12	14	15	6	11	2	11	6t	13	5t	3	4	7	3	12	1t
MIN	10	3	8	5	8	5	9	14	12t	2	1t	13	16	8	1	2	1t
NO	8t	4	5	7	11	1	11	2	8t	1	14t	5t	3	15	11	1	1t
NYG	13	14	10	10	12	14	7	8	12t	11	8t	14	11	6	5	16	16
PHI	1	7	2	3	4	7	16	4	3	10	5t	12	14	16	15	9	14t
SEA	7	10	11	13	3	8	10	9	8t	12	8t	8	9	3	13	7t	11t
SF	2	2	7	8	2	3	3	12	1	8t	8t	15	15	14	16	7t	10
TB	14	13	13	12	14	13	8	16	12t	8t	14t	4	12	10t	10	10	1t
WAS	5	5	4	6	7	4	1	15	4	5	1t	1	2	9	8	4	14t

NFC TEAM DEFENSE RANK

TEAM	(A)	(B)	(C)	(D)	(E)	(F)	(G)	(H)	(I)	(J)	(K)	(L)	(M)	(N)	(O)	(P)	(Q)	(R)	(S)
ARI	7	8	9	3	6	13	13	3	9t	8t	6t	8	16	13	14	10t	12t	4	6
ATL	8	3	13	4	3	5	10	15	9t	12	10t	9	11	9	10	7	12t	12t	10
CAR	12	11	14	9	7	12	8	11	12t	13	3t	11	12	7	5	16	9	16	14
CHI	2	4	7t	6	2	2	2	9	2	1	6t	5	14	6	11	5	12t	10	13
DAL	14	13	16	16	5	11	5	8	12t	8t	10t	13	6	10	6	14	1	12t	12
DET	3	5	2	2	9	7	6	10	8	2	1t	1	2	11	9	4	12t	6	1
GB	9	9	5	10	11	8	1	5	11	4	6t	10	5	14	16	6	2t	5	5
LAR	16	16	15	13	15	16	14	12	15t	15	16	7	1	16	8	15	6t	15	16
MIN	4	2	1	1	14	3	4	2	6t	5	5	2	4	4	4	1	2t	2	7
NO	10	7	3	7	13	6	3	6	4	10	3t	4	7	1	1	3	6t	1	8
NYG	5	6	10	12	4	4	15	1	6t	11	10t	6	15	8	15	10t	10	14	11
PHI	11	12	11	15	8	10	9	13	5	6	6t	3	3	2	3	9	11	7	4
SEA	1	1	6	5	1	1	11	4	1	3	1t	12	13	15	13	2	2t	3	2
SF	6	14	4	8	10	14	7	7	3	14	13t	16	9	12	12	12	12t	8	3
TB	13	10	12	11	12	9	12	16	14	7	13t	14	10	5	7	8	5	9	15
WAS	15	15	7t	14	16	15	16	14	15t	16	13t	15	8	3	2	13	6t	11	9

- (A) Total Yards per Game
- (B) Total Yards per Play
- (C) Rushing Yards per Game
- (D) Rushing Yards per Attempt
- (E) Passing Net Yards per Game
- (F) Passing Net Yards per Play
- (G) Passing, Percent Had Intercepted
- (H) Sacks per Pass Play
- (I) First Downs per Game
- (J) Third Down Efficiency

- (K) Fourth Down Efficiency
- (L) Punt Return Average
- (M) Kickoff Return Average
- (N) Gross Punting Average
- (O) Net Punting Average
- (P) Points per Game
- (Q) Field Goal Percentage
- (R) Points per Game Differential (combined offense/defense)
- (S) Net Yards per Game Differential (combined offense/defense)

2024 NATIONAL FOOTBALL LEAGUE

NFL TEAM OFFENSE RANK

TEAM	(A)	(B)	(C)	(D)	(E)	(F)	(G)	(H)	(I)	(J)	(K)	(L)	(M)	(N)	(O)	(P)	(Q)
BAL	1	1	2	1	10	5	9	2	2t	11t	10t	10	23	28	22	11	31
BUF	13	5	14	22	14	2	1t	1	7t	10	1t	5	2	20	11	1	21
CIN	15	11	28	13	6	14	1t	15t	7t	11t	8	28	21	1	1	13	16t
CLE	31	31	24	15	30	32	15	29	27t	32	12	14	22	14	20	25	23t
DEN	23	26	22	20	19	27	26	3	30	28	10t	13	26	11	3	23	1t
HOU	11	19	17	18	8	23	16	23	12t	20	9	32	5	29	28	21	16t
IND	17	3	11	4	24	7	32	8	27t	26	21	3	10	6	2	17t	32
JAX	27	24	16	3	27	28	6	28	17t	30	20	30	30	2	5	30	23t
KC	14	15	15	21	12	12	30	5	6	21	1t	21	11t	10	14	7t	1t
LAC	25	20	7	7	31	24	13	22	31t	16	27t	16	28	18	21	17t	1t
LV	21	22	32	32	4	19	20	24	23t	25	25	25	9	9	6	17t	27
MIA	16	23	25	27	11	22	21	20	26	18	26	7	7	19	10	32	28t
NE	32	30	8	9	32	31	1t	30	29	23t	1t	17	27	3	4	31	18t
NYJ	18	16	21	24	13	16	8	7	15	1	27t	23	13	15	15	14	28t
PIT	24	28	12	28	29	21	11	17	23t	7	27t	20	32	4	9	24	14
TEN	29	29	20	12	28	29	31	32	17t	27	23t	22	17	25t	29	28	1t
ARI	7	9	9	5	17	13	10	11	10t	4	27t	8t	1	12	13	4	1t
ATL	20	13	18	17	18	9	27	9	16	29	16t	15	14	5	17	26t	1t
CAR	28	27	26	23	26	26	24	18	31t	31	22	11	18	27	30	26t	1t
CHI	30	32	31	31	25	30	25	25	23t	23t	7	19	8	25t	23	22	18t
DAL	9t	17	30	29	1	18	14	12	7t	9	23t	2	15	7	18	6	1t
DET	4	12	4	8	7	15	28	4	2t	5	13t	18	11t	13	8	16	1t
GB	5	2	1	2	22	3	12	13	17t	8	1t	31	24	23t	26	7t	22
LAR	19	18	29	30	9	17	5	19	10t	22	13t	4	6	17	12	20	1t
MIN	12	6	13	10	16	8	19	26	20t	3	1t	26	31	21	7	3	1t
NO	9t	7	6	14	20	1	23	6	12t	2	27t	8t	4	31	25	2	1t
NYG	22	25	19	19	21	25	17	14	20t	17	16t	27	19	16	16	29	28t
PHI	2	10	3	6	5	10	29	10	4	15	13t	24	25	32	31	12	23t
SEA	8	14	23	26	3	11	22	15t	12t	19	16t	12	16	8	27	9t	18t
SF	3	4	10	16	2	4	7	21	1	11t	16t	29	29	30	32	9t	15
TB	26	21	27	25	23	20	18	31	20t	11t	27t	6	20	23t	24	15	1t
WAS	6	8	5	11	15	6	1t	27	5	6	1t	1	3	22	19	5	23t

- (A) Total Yards per Game
- (B) Total Yards per Play
- (C) Rushing Yards per Game
- (D) Rushing Yards per Attempt
- (E) Passing Net Yards per Game
- (F) Passing Net Yards per Play
- (G) Passing, Percent Had Intercepted
- (H) Sacks per Pass Play
- (I) First Downs per Game

- (J) Third Down Efficiency
- (K) Fourth Down Efficiency
- (L) Punt Return Average
- (M) Kickoff Return Average
- (N) Gross Punting Average
- (O) Net Punting Average
- (P) Points per Game
- (Q) Field Goal Percentage

2024 NATIONAL FOOTBALL LEAGUE

NFL TEAM DEFENSE RANK

TEAM	(A)	(B)	(C)	(D)	(E)	(F)	(G)	(H)	(I)	(J)	(K)	(L)	(M)	(N)	(O)	(P)	(Q)	(R)	(S)
BAL	23	24	1	1	32	27	21	17	28	25	1t	5	27	18	7	24t	20t	18	3
BUF	8t	2	16	22	8t	2	8	12	17t	22t	9	8t	30	11	3	7	20t	1	9
CIN	13	14	26	11	8t	20	11	23	19t	21	28t	14	31	30	32	26	20t	20t	15
CLE	12	12	13t	13	15	12	28t	13	12	7	28t	31	9	28	10	20	4t	23	25
DEN	3	3	21	16	2	3	13	4	10	8	1t	4	7	25	14	6	20t	13	10
HOU	4	5	7	10	6	6	7	3	6	24	17t	6t	13	19	31	23	20t	25t	5
IND	31	16	31	15	21	18	18	18	32	28	27	3	17t	2	4	13t	8t	16	27
JAX	26	26	11	8	30	28	28t	28	21t	22t	25	20	26	10	22	28	15t	31	29
KC	25	22	13t	12	28	22	27	25	24t	18t	16	8t	17t	13	15t	15t	15t	10	23
LAC	6	7	6	7	10	10	9	16	2	12	3t	25	24	22	28	3	2t	5t	16
LV	30	29	29	31	23	23	26	26	16	11	28t	22t	23	7	11	27	19	27	28
MIA	11	25	12	17	12	26	12	19	8t	5	11t	12	12	26	21	22	1	30	12
NE	19	17	5	5	27	19	28t	22	19t	29	6t	15	21	31	23	10t	10t	24	26
NYJ	7	8	22	25	4	4	24	1	13t	18t	26	11	5t	17	20	8	20t	9	11
PIT	1	4	2t	2	5	9	2	7	1	1	21t	16	4	29	29	1	20t	5t	8
TEN	5	6	20	18	3	5	28t	15	3	9	28t	22t	28	14t	6	24t	20t	28	18
ARI	17	19	19	6	16	29	22	6	21t	15t	11t	19	32	23	26	18t	20t	7	13
ATL	18	10	27	9	11	13	17	31	21t	26	17t	21	17t	14t	18	13t	20t	20t	20
CAR	24	23	28	23	17	25	15	24	26t	27	6t	26	20	9	9	32	14	32	30
CHI	8t	11	17t	19	7	7	3	20	5	2	11t	13	25	8	19	10t	20t	17	24
DAL	28	28	32	32	14	24	6	14	26t	15t	17t	28	10	16	12	30	2t	20t	22
DET	10	13	4	4	19	15	10	21	17t	3	3t	1	2	20	17	9	20t	11	1
GB	20	20	10	24	22	16	1	9	24t	6	11t	24	8	24	30	12	4t	8	7
LAR	32	32	30	28	29	32	23	27	30t	31	28t	18	1	32	15t	31	10t	29	32
MIN	14	9	2t	3	26	8	5	5	13t	10	10	2	5t	5	8	2	4t	3	14
NO	21	18	8	20	25	14	4	10	8t	17	6t	8t	11	1	1	5	10t	2	17
NYG	15	15	23	27	13	11	25	2	13t	20	17t	17	29	12	27	18t	15t	25t	21
PHI	22	27	24	30	18	21	16	29	11	13	11t	6t	3	3	5	17	18	12	6
SEA	2	1	15	14	1	1	19	8	4	4	3t	27	22	27	25	4	4t	4	2
SF	16	30	9	21	20	30	14	11	7	30	21t	32	15	21	24	21	20t	14	4
TB	27	21	25	26	24	17	20	32	29	14	21t	29	16	6	13	15t	8t	15	31
WAS	29	31	17t	29	31	31	28t	30	30t	32	21t	30	14	4	2	29	10t	19	19

- (A) Total Yards per Game
- (B) Total Yards per Play
- (C) Rushing Yards per Game
- (D) Rushing Yards per Attempt
- (E) Passing Net Yards per Game
- (F) Passing Net Yards per Play
- (G) Passing, Percent Had Intercepted
- (H) Sacks per Pass Play
- (I) First Downs per Game
- (J) Third Down Efficiency

- (K) Fourth Down Efficiency
- (L) Punt Return Average
- (M) Kickoff Return Average
- (N) Gross Punting Average
- (O) Net Punting Average
- (P) Points per Game
- (Q) Field Goal Percentage
- (R) Points per Game Differential (combined offense/defense)
- (S) Net Yards per Game Differential (combined offense/defense)

2024 NATIONAL FOOTBALL LEAGUE

AFC TOTAL OFFENSE

RANK	TEAM	TOTAL	RUSH	PASS	TOTAL/G	RUSH/G	PASS/G
1	Baltimore	1291	610	681	430.3	203.3	227.0
2	Houston	1023	326	697	341.0	108.7	232.3
3	Buffalo	987	360	627	329.0	120.0	209.0
4	Kansas City	984	349	635	328.0	116.3	211.7
5	Cincinnati	980	268	712	326.7	89.3	237.3
6	Miami	956	285	671	318.7	95.0	223.7
7	Indianapolis	947	394	553	315.7	131.3	184.3
8	New York Jets	931	302	629	310.3	100.7	209.7
9	Las Vegas	887	153	734	295.7	51.0	244.7
10	Denver	878	299	579	292.7	99.7	193.0
11	Pittsburgh	867	392	475	289.0	130.7	158.3
12	Los Angeles Chargers	833	456	377	277.7	152.0	125.7
13	Jacksonville	829	347	482	276.3	115.7	160.7
14	Tennessee	781	303	478	260.3	101.0	159.3
15	Cleveland	744	287	457	248.0	95.7	152.3
16	New England	739	433	306	246.3	144.3	102.0
	TOTALS	14657	5564	9093	305.4	115.9	189.4

AFC TOTAL DEFENSE

RANK	TEAM	TOTAL	RUSH	PASS	TOTAL/G	RUSH/G	PASS/G
1	Pittsburgh	689	214	475	229.7	71.3	158.3
2	Denver	778	378	400	259.3	126.0	133.3
3	Houston	782	293	489	260.7	97.7	163.0
4	Tennessee	791	373	418	263.7	124.3	139.3
5	Los Angeles Chargers	801	275	526	267.0	91.7	175.3
6	New York Jets	840	388	452	280.0	129.3	150.7
7	Buffalo	860	355	505	286.7	118.3	168.3
8	Miami	884	336	548	294.7	112.0	182.7
9	Cleveland	928	341	587	309.3	113.7	195.7
10	Cincinnati	932	427	505	310.7	142.3	168.3
11	New England	982	249	733	327.3	83.0	244.3
12	Baltimore	1025	150	875	341.7	50.0	291.7
13	Kansas City	1083	341	742	361.0	113.7	247.3
14	Jacksonville	1085	328	757	361.7	109.3	252.3
15	Las Vegas	1136	458	678	378.7	152.7	226.0
16	Indianapolis	1195	537	658	398.3	179.0	219.3
	TOTALS	14791	5443	9348	308.1	113.4	194.8

2024 NATIONAL FOOTBALL LEAGUE

NFC TOTAL OFFENSE

RANK	TEAM	TOTAL	RUSH	PASS	TOTAL/G	RUSH/G	PASS/G
1	Philadelphia	1235	502	733	411.7	167.3	244.3
2	San Francisco	1225	419	806	408.3	139.7	268.7
3	Detroit	1199	489	710	399.7	163.0	236.7
4	Green Bay	1175	612	563	391.7	204.0	187.7
5	Washington	1080	461	619	360.0	153.7	206.3
6	Arizona	1036	432	604	345.3	144.0	201.3
7	Seattle	1032	292	740	344.0	97.3	246.7
8	Dallas	1030	221	809	343.3	73.7	269.7
8	New Orleans	1030	459	571	343.3	153.0	190.3
10	Minnesota	989	375	614	329.7	125.0	204.7
11	Los Angeles Rams	928	234	694	309.3	78.0	231.3
12	Atlanta	922	323	599	307.3	107.7	199.7
13	New York Giants	884	315	569	294.7	105.0	189.7
14	Tampa Bay	831	273	558	277.0	91.0	186.0
15	Carolina	789	279	510	263.0	93.0	170.0
16	Chicago	748	218	530	249.3	72.7	176.7
	TOTALS	16133	5904	10229	336.1	123.0	213.1

NFC TOTAL DEFENSE

RANK	TEAM	TOTAL	RUSH	PASS	TOTAL/G	RUSH/G	PASS/G
1	Seattle	746	349	397	248.7	116.3	132.3
2	Chicago	860	365	495	286.7	121.7	165.0
3	Detroit	880	230	650	293.3	76.7	216.7
4	Minnesota	935	214	721	311.7	71.3	240.3
5	New York Giants	954	395	559	318.0	131.7	186.3
6	San Francisco	965	312	653	321.7	104.0	217.7
7	Arizona	970	370	600	323.3	123.3	200.0
8	Atlanta	980	451	529	326.7	150.3	176.3
9	Green Bay	985	317	668	328.3	105.7	222.7
10	New Orleans	1006	298	708	335.3	99.3	236.0
11	Philadelphia	1018	404	614	339.3	134.7	204.7
12	Carolina	1059	454	605	353.0	151.3	201.7
13	Tampa Bay	1114	413	701	371.3	137.7	233.7
14	Dallas	1118	557	561	372.7	185.7	187.0
15	Washington	1132	365	767	377.3	121.7	255.7
16	Los Angeles Rams	1277	531	746	425.7	177.0	248.7
	TOTALS	15999	6025	9974	333.3	125.5	207.8

2024 NATIONAL FOOTBALL LEAGUE

NFL TOTAL OFFENSE

RANK	TEAM	TOTAL	RUSH	PASS	TOTAL/G	RUSH/G	PASS/G
1	Baltimore	1291	610	681	430.3	203.3	227.0
2	Philadelphia	1235	502	733	411.7	167.3	244.3
3	San Francisco	1225	419	806	408.3	139.7	268.7
4	Detroit	1199	489	710	399.7	163.0	236.7
5	Green Bay	1175	612	563	391.7	204.0	187.7
6	Washington	1080	461	619	360.0	153.7	206.3
7	Arizona	1036	432	604	345.3	144.0	201.3
8	Seattle	1032	292	740	344.0	97.3	246.7
9	Dallas	1030	221	809	343.3	73.7	269.7
9	New Orleans	1030	459	571	343.3	153.0	190.3
11	Houston	1023	326	697	341.0	108.7	232.3
12	Minnesota	989	375	614	329.7	125.0	204.7
13	Buffalo	987	360	627	329.0	120.0	209.0
14	Kansas City	984	349	635	328.0	116.3	211.7
15	Cincinnati	980	268	712	326.7	89.3	237.3
16	Miami	956	285	671	318.7	95.0	223.7
17	Indianapolis	947	394	553	315.7	131.3	184.3
18	New York Jets	931	302	629	310.3	100.7	209.7
19	Los Angeles Rams	928	234	694	309.3	78.0	231.3
20	Atlanta	922	323	599	307.3	107.7	199.7
21	Las Vegas	887	153	734	295.7	51.0	244.7
22	New York Giants	884	315	569	294.7	105.0	189.7
23	Denver	878	299	579	292.7	99.7	193.0
24	Pittsburgh	867	392	475	289.0	130.7	158.3
25	Los Angeles Chargers	833	456	377	277.7	152.0	125.7
26	Tampa Bay	831	273	558	277.0	91.0	186.0
27	Jacksonville	829	347	482	276.3	115.7	160.7
28	Carolina	789	279	510	263.0	93.0	170.0
29	Tennessee	781	303	478	260.3	101.0	159.3
30	Chicago	748	218	530	249.3	72.7	176.7
31	Cleveland	744	287	457	248.0	95.7	152.3
32	New England	739	433	306	246.3	144.3	102.0
	TOTALS	30790	11468	19322	320.7	119.5	201.3

2024 NATIONAL FOOTBALL LEAGUE

NFL TOTAL DEFENSE

RANK	TEAM	TOTAL	RUSH	PASS	TOTAL/G	RUSH/G	PASS/G
1	Pittsburgh	689	214	475	229.7	71.3	158.3
2	Seattle	746	349	397	248.7	116.3	132.3
3	Denver	778	378	400	259.3	126.0	133.3
4	Houston	782	293	489	260.7	97.7	163.0
5	Tennessee	791	373	418	263.7	124.3	139.3
6	Los Angeles Chargers	801	275	526	267.0	91.7	175.3
7	New York Jets	840	388	452	280.0	129.3	150.7
8	Buffalo	860	355	505	286.7	118.3	168.3
8	Chicago	860	365	495	286.7	121.7	165.0
10	Detroit	880	230	650	293.3	76.7	216.7
11	Miami	884	336	548	294.7	112.0	182.7
12	Cleveland	928	341	587	309.3	113.7	195.7
13	Cincinnati	932	427	505	310.7	142.3	168.3
14	Minnesota	935	214	721	311.7	71.3	240.3
15	New York Giants	954	395	559	318.0	131.7	186.3
16	San Francisco	965	312	653	321.7	104.0	217.7
17	Arizona	970	370	600	323.3	123.3	200.0
18	Atlanta	980	451	529	326.7	150.3	176.3
19	New England	982	249	733	327.3	83.0	244.3
20	Green Bay	985	317	668	328.3	105.7	222.7
21	New Orleans	1006	298	708	335.3	99.3	236.0
22	Philadelphia	1018	404	614	339.3	134.7	204.7
23	Baltimore	1025	150	875	341.7	50.0	291.7
24	Carolina	1059	454	605	353.0	151.3	201.7
25	Kansas City	1083	341	742	361.0	113.7	247.3
26	Jacksonville	1085	328	757	361.7	109.3	252.3
27	Tampa Bay	1114	413	701	371.3	137.7	233.7
28	Dallas	1118	557	561	372.7	185.7	187.0
29	Washington	1132	365	767	377.3	121.7	255.7
30	Las Vegas	1136	458	678	378.7	152.7	226.0
31	Indianapolis	1195	537	658	398.3	179.0	219.3
32	Los Angeles Rams	1277	531	746	425.7	177.0	248.7
	TOTALS	30790	11468	19322	320.7	119.5	201.3

2024 NATIONAL FOOTBALL LEAGUE

2024 NATIONAL FOOTBALL LEAGUE

AFC TEAM TAKEAWAYS/GIVEAWAYS

RANK	TEAM	TAKEAWAYS			GIVEAWAYS			NET DIFF
		INT	FUM	TOTAL	INT	FUM	TOTAL	
1	Buffalo	4	2	6	0	1	1	+5
2	Pittsburgh	4	1	5	1	0	1	+4
3	Los Angeles Chargers	3	2	5	1	1	2	+3
4t	Baltimore	2	1	3	1	1	2	+1
4t	New England	0	2	2	0	1	1	+1
4t	New York Jets	1	2	3	1	1	2	+1
7t	Cincinnati	2	1	3	0	3	3	0
7t	Houston	3	0	3	2	1	3	0
7t	Miami	2	1	3	3	0	3	0
10t	Cleveland	0	2	2	2	2	4	-2
10t	Denver	2	2	4	4	2	6	-2
10t	Indianapolis	2	2	4	6	0	6	-2
10t	Kansas City	1	2	3	4	1	5	-2
14	Jacksonville	0	0	0	1	2	3	-3
15	Las Vegas	1	0	1	3	2	5	-4
16	Tennessee	0	1	1	5	3	8	-7
	TOTALS	27	21	48	34	21	55	-7

NFC TEAM TAKEAWAYS/GIVEAWAYS

RANK	TEAM	TAKEAWAYS			GIVEAWAYS			NET DIFF
		INT	FUM	TOTAL	INT	FUM	TOTAL	
1	Green Bay	7	2	9	1	1	2	+7
2	New Orleans	5	2	7	2	1	3	+4
3	Minnesota	5	1	6	2	2	4	+2
4t	Los Angeles Rams	1	2	3	1	1	2	+1
4t	San Francisco	2	2	4	1	2	3	+1
4t	Washington	0	1	1	0	0	0	+1
7t	Arizona	1	2	3	1	2	3	0
7t	Carolina	2	2	4	3	1	4	0
7t	Chicago	4	2	6	4	2	6	0
7t	Dallas	3	0	3	2	1	3	0
7t	Tampa Bay	2	1	3	2	1	3	0
12t	Detroit	3	0	3	4	0	4	-1
12t	New York Giants	1	3	4	2	3	5	-1
12t	Seattle	2	1	3	3	1	4	-1
15	Atlanta	2	0	2	3	1	4	-2
16	Philadelphia	2	0	2	4	2	6	-4
	TOTALS	42	21	63	35	21	56	+7

2024 NATIONAL FOOTBALL LEAGUE

NFL TEAM TAKEAWAYS/GIVEAWAYS

RANK	TEAM	TAKEAWAYS			GIVEAWAYS			NET DIFF
		INT	FUM	TOTAL	INT	FUM	TOTAL	
1	Green Bay	7	2	9	1	1	2	+7
2	Buffalo	4	2	6	0	1	1	+5
3t	New Orleans	5	2	7	2	1	3	+4
3t	Pittsburgh	4	1	5	1	0	1	+4
5	Los Angeles Chargers	3	2	5	1	1	2	+3
6	Minnesota	5	1	6	2	2	4	+2
7t	Baltimore	2	1	3	1	1	2	+1
7t	Los Angeles Rams	1	2	3	1	1	2	+1
7t	New England	0	2	2	0	1	1	+1
7t	New York Jets	1	2	3	1	1	2	+1
7t	San Francisco	2	2	4	1	2	3	+1
7t	Washington	0	1	1	0	0	0	+1
13t	Arizona	1	2	3	1	2	3	0
13t	Carolina	2	2	4	3	1	4	0
13t	Chicago	4	2	6	4	2	6	0
13t	Cincinnati	2	1	3	0	3	3	0
13t	Dallas	3	0	3	2	1	3	0
13t	Houston	3	0	3	2	1	3	0
13t	Miami	2	1	3	3	0	3	0
13t	Tampa Bay	2	1	3	2	1	3	0
21t	Detroit	3	0	3	4	0	4	-1
21t	New York Giants	1	3	4	2	3	5	-1
21t	Seattle	2	1	3	3	1	4	-1
24t	Atlanta	2	0	2	3	1	4	-2
24t	Cleveland	0	2	2	2	2	4	-2
24t	Denver	2	2	4	4	2	6	-2
24t	Indianapolis	2	2	4	6	0	6	-2
24t	Kansas City	1	2	3	4	1	5	-2
29	Jacksonville	0	0	0	1	2	3	-3
30t	Las Vegas	1	0	1	3	2	5	-4
30t	Philadelphia	2	0	2	4	2	6	-4
32	Tennessee	0	1	1	5	3	8	-7
	TOTALS	69	42	111	69	42	111	0

2024 NATIONAL FOOTBALL LEAGUE

2024 NATIONAL FOOTBALL LEAGUE

AFC OFFENSE INSIDE THE 20

RANK	TEAM	DRIVES	PTS	TD	TD%	FG	SCORES	SCORE%
1	Cleveland	4	29	4	100.0%	0	4	100.0%
2	Buffalo	13	75	10	76.9%	2	12	92.3%
3	New York Jets	8	46	6	75.0%	2	8	100.0%
4t	Houston	7	34	5	71.4%	0	5	71.4%
4t	Las Vegas	7	42	5	71.4%	2	7	100.0%
6	Indianapolis	8	37	5	62.5%	1	6	75.0%
7	Baltimore	10	51	6	60.0%	3	9	90.0%
8t	Cincinnati	10	46	5	50.0%	4	9	90.0%
8t	Tennessee	8	31	4	50.0%	1	5	62.5%
10	Kansas City	9	39	4	44.4%	4	8	88.9%
11	Los Angeles Chargers	7	29	3	42.9%	3	6	85.7%
12	Jacksonville	11	37	4	36.4%	3	7	63.6%
13	New England	9	36	3	33.3%	5	8	88.9%
14	Denver	11	38	3	27.3%	6	9	81.8%
15t	Miami	8	23	2	25.0%	3	5	62.5%
15t	Pittsburgh	8	23	2	25.0%	3	5	62.5%
	TOTALS	138	616	71	51.4%	42	113	81.9%

AFC DEFENSE INSIDE THE 20

RANK	TEAM	DRIVES	PTS	TD	TD%	FG	SCORES	SCORE%
1	Pittsburgh	6	19	1	16.7%	4	5	83.3%
2	Los Angeles Chargers	5	13	1	20.0%	2	3	60.0%
3	New York Jets	10	33	3	30.0%	4	7	70.0%
4t	Buffalo	12	40	4	33.3%	4	8	66.7%
4t	Tennessee	6	26	2	33.3%	4	6	100.0%
6	Denver	5	20	2	40.0%	2	4	80.0%
7	Kansas City	12	46	5	41.7%	4	9	75.0%
8t	Cincinnati	9	47	5	55.6%	4	9	100.0%
8t	Cleveland	9	41	5	55.6%	2	7	77.8%
8t	New England	9	43	5	55.6%	3	8	88.9%
11	Las Vegas	12	62	7	58.3%	5	12	100.0%
12	Baltimore	10	49	6	60.0%	3	9	90.0%
13	Indianapolis	9	43	6	66.7%	1	7	77.8%
14	Jacksonville	8	47	6	75.0%	2	8	100.0%
15	Houston	9	51	7	77.8%	1	8	88.9%
16	Miami	7	42	6	85.7%	0	6	85.7%
	TOTALS	138	622	71	51.4%	45	116	84.1%

2024 NATIONAL FOOTBALL LEAGUE

NFC OFFENSE INSIDE THE 20

RANK	TEAM	DRIVES	PTS	TD	TD%	FG	SCORES	SCORE%
1	New Orleans	12	67	9	75.0%	2	11	91.7%
2	Minnesota	10	58	7	70.0%	3	10	100.0%
3	Arizona	9	48	6	66.7%	2	8	88.9%
4t	Chicago	5	23	3	60.0%	1	4	80.0%
4t	New York Giants	10	42	6	60.0%	1	7	70.0%
6	Carolina	7	32	4	57.1%	2	6	85.7%
7	Tampa Bay	9	44	5	55.6%	3	8	88.9%
8t	Dallas	8	32	4	50.0%	2	6	75.0%
8t	San Francisco	12	57	6	50.0%	5	11	91.7%
8t	Seattle	6	30	3	50.0%	3	6	100.0%
8t	Washington	12	59	6	50.0%	6	12	100.0%
12	Los Angeles Rams	13	57	6	46.2%	5	11	84.6%
13	Atlanta	9	37	4	44.4%	3	7	77.8%
14	Philadelphia	14	56	6	42.9%	4	10	71.4%
15	Detroit	13	48	5	38.5%	5	10	76.9%
16	Green Bay	10	39	3	30.0%	6	9	90.0%
	TOTALS	159	729	83	52.2%	53	136	85.5%

NFC DEFENSE INSIDE THE 20

RANK	TEAM	DRIVES	PTS	TD	TD%	FG	SCORES	SCORE%
1	New Orleans	8	20	2	25.0%	2	4	50.0%
2t	Philadelphia	10	38	3	30.0%	6	9	90.0%
2t	Seattle	10	35	3	30.0%	5	8	80.0%
4t	Minnesota	9	27	3	33.3%	2	5	55.6%
4t	New York Giants	9	40	3	33.3%	6	9	100.0%
6	Atlanta	11	40	4	36.4%	4	8	72.7%
7	Tampa Bay	14	56	6	42.9%	5	11	78.6%
8	Detroit	8	37	4	50.0%	3	7	87.5%
9	Chicago	7	28	4	57.1%	0	4	57.1%
10t	Green Bay	10	51	6	60.0%	3	9	90.0%
10t	San Francisco	10	53	6	60.0%	4	10	100.0%
12t	Arizona	11	54	7	63.6%	2	9	81.8%
12t	Los Angeles Rams	11	57	7	63.6%	3	10	90.9%
14	Washington	12	65	8	66.7%	4	12	100.0%
15	Carolina	9	57	8	88.9%	0	8	88.9%
16	Dallas	10	65	9	90.0%	1	10	100.0%
	TOTALS	159	723	83	52.2%	50	133	83.6%

2024 NATIONAL FOOTBALL LEAGUE

NFL OFFENSE INSIDE THE 20

RANK	TEAM	DRIVES	PTS	TD	TD%	FG	SCORES	SCORE%
1	Cleveland	4	29	4	100.0%	0	4	100.0%
2	Buffalo	13	75	10	76.9%	2	12	92.3%
3t	New Orleans	12	67	9	75.0%	2	11	91.7%
3t	New York Jets	8	46	6	75.0%	2	8	100.0%
5t	Houston	7	34	5	71.4%	0	5	71.4%
5t	Las Vegas	7	42	5	71.4%	2	7	100.0%
7	Minnesota	10	58	7	70.0%	3	10	100.0%
8	Arizona	9	48	6	66.7%	2	8	88.9%
9	Indianapolis	8	37	5	62.5%	1	6	75.0%
10t	Baltimore	10	51	6	60.0%	3	9	90.0%
10t	Chicago	5	23	3	60.0%	1	4	80.0%
10t	New York Giants	10	42	6	60.0%	1	7	70.0%
13	Carolina	7	32	4	57.1%	2	6	85.7%
14	Tampa Bay	9	44	5	55.6%	3	8	88.9%
15t	Cincinnati	10	46	5	50.0%	4	9	90.0%
15t	Dallas	8	32	4	50.0%	2	6	75.0%
15t	San Francisco	12	57	6	50.0%	5	11	91.7%
15t	Seattle	6	30	3	50.0%	3	6	100.0%
15t	Tennessee	8	31	4	50.0%	1	5	62.5%
15t	Washington	12	59	6	50.0%	6	12	100.0%
21	Los Angeles Rams	13	57	6	46.2%	5	11	84.6%
22t	Atlanta	9	37	4	44.4%	3	7	77.8%
22t	Kansas City	9	39	4	44.4%	4	8	88.9%
24t	Los Angeles Chargers	7	29	3	42.9%	3	6	85.7%
24t	Philadelphia	14	56	6	42.9%	4	10	71.4%
26	Detroit	13	48	5	38.5%	5	10	76.9%
27	Jacksonville	11	37	4	36.4%	3	7	63.6%
28	New England	9	36	3	33.3%	5	8	88.9%
29	Green Bay	10	39	3	30.0%	6	9	90.0%
30	Denver	11	38	3	27.3%	6	9	81.8%
31t	Miami	8	23	2	25.0%	3	5	62.5%
31t	Pittsburgh	8	23	2	25.0%	3	5	62.5%
	TOTALS	297	1345	154	51.9%	95	249	83.8%

2024 NATIONAL FOOTBALL LEAGUE

NFL DEFENSE INSIDE THE 20

RANK	TEAM	DRIVES	PTS	TD	TD%	FG	SCORES	SCORE%
1	Pittsburgh	6	19	1	16.7%	4	5	83.3%
2	Los Angeles Chargers	5	13	1	20.0%	2	3	60.0%
3	New Orleans	8	20	2	25.0%	2	4	50.0%
4t	New York Jets	10	33	3	30.0%	4	7	70.0%
4t	Philadelphia	10	38	3	30.0%	6	9	90.0%
4t	Seattle	10	35	3	30.0%	5	8	80.0%
7t	Buffalo	12	40	4	33.3%	4	8	66.7%
7t	Minnesota	9	27	3	33.3%	2	5	55.6%
7t	New York Giants	9	40	3	33.3%	6	9	100.0%
7t	Tennessee	6	26	2	33.3%	4	6	100.0%
11	Atlanta	11	40	4	36.4%	4	8	72.7%
12	Denver	5	20	2	40.0%	2	4	80.0%
13	Kansas City	12	46	5	41.7%	4	9	75.0%
14	Tampa Bay	14	56	6	42.9%	5	11	78.6%
15	Detroit	8	37	4	50.0%	3	7	87.5%
16t	Cincinnati	9	47	5	55.6%	4	9	100.0%
16t	Cleveland	9	41	5	55.6%	2	7	77.8%
16t	New England	9	43	5	55.6%	3	8	88.9%
19	Chicago	7	28	4	57.1%	0	4	57.1%
20	Las Vegas	12	62	7	58.3%	5	12	100.0%
21t	Baltimore	10	49	6	60.0%	3	9	90.0%
21t	Green Bay	10	51	6	60.0%	3	9	90.0%
21t	San Francisco	10	53	6	60.0%	4	10	100.0%
24t	Arizona	11	54	7	63.6%	2	9	81.8%
24t	Los Angeles Rams	11	57	7	63.6%	3	10	90.9%
26t	Indianapolis	9	43	6	66.7%	1	7	77.8%
26t	Washington	12	65	8	66.7%	4	12	100.0%
28	Jacksonville	8	47	6	75.0%	2	8	100.0%
29	Houston	9	51	7	77.8%	1	8	88.9%
30	Miami	7	42	6	85.7%	0	6	85.7%
31	Carolina	9	57	8	88.9%	0	8	88.9%
32	Dallas	10	65	9	90.0%	1	10	100.0%
	TOTALS	297	1345	154	51.9%	95	249	83.8%

2024 NATIONAL FOOTBALL LEAGUE

2024 NATIONAL FOOTBALL LEAGUE

AFC TEAM OFFENSE FIRST DOWNS, THIRD DOWNS & FOURTH DOWNS

RANK	TEAM	FIRST DOWNS				THIRD DOWNS			FOURTH DOWNS		
		TOTAL	RUSH	PASS	PEN	MADE	ATT	PCT	MADE	ATT	PCT
1	Baltimore	70	34	33	3	14	34	41.2%	2	3	66.7%
2	Kansas City	62	22	35	5	11	31	35.5%	3	3	100.0%
3t	Buffalo	61	24	31	6	12	29	41.4%	5	5	100.0%
3t	Cincinnati	61	22	36	3	14	34	41.2%	3	4	75.0%
5	Houston	58	15	40	3	15	42	35.7%	5	7	71.4%
6	New York Jets	57	18	36	3	21	37	56.8%	0	1	0.0%
7t	Jacksonville	54	21	27	6	7	32	21.9%	4	9	44.4%
7t	Tennessee	54	21	27	6	11	35	31.4%	1	4	25.0%
9t	Las Vegas	52	5	41	6	12	37	32.4%	1	5	20.0%
9t	Pittsburgh	52	20	22	10	19	44	43.2%	0	1	0.0%
11	Miami	51	15	31	5	16	43	37.2%	1	10	10.0%
12t	Cleveland	48	19	22	7	8	43	18.6%	7	11	63.6%
12t	Indianapolis	48	26	18	4	10	31	32.3%	2	5	40.0%
14	New England	47	22	21	4	14	42	33.3%	3	3	100.0%
15	Denver	44	22	22	0	11	43	25.6%	4	6	66.7%
16	Los Angeles Chargers	42	18	21	3	16	42	38.1%	0	0	0.0%
	TOTALS	861	324	463	74	211	599	35.2%	41	77	53.2%

AFC TEAM DEFENSE FIRST DOWNS, THIRD DOWNS & FOURTH DOWNS

RANK	TEAM	FIRST DOWNS				THIRD DOWNS			FOURTH DOWNS		
		TOTAL	RUSH	PASS	PEN	MADE	ATT	PCT	MADE	ATT	PCT
1	Pittsburgh	38	14	23	1	7	32	21.9%	2	3	66.7%
2	Los Angeles Chargers	41	12	24	5	13	40	32.5%	1	4	25.0%
3	Tennessee	43	21	20	2	12	39	30.8%	2	2	100.0%
4	Houston	48	17	23	8	17	40	42.5%	3	5	60.0%
5	Miami	51	21	26	4	8	30	26.7%	1	2	50.0%
6	Denver	52	13	29	10	11	36	30.6%	0	2	0.0%
7	Cleveland	54	21	30	3	11	37	29.7%	1	1	100.0%
8	New York Jets	55	22	25	8	13	36	36.1%	3	4	75.0%
9	Las Vegas	56	18	35	3	12	38	31.6%	1	1	100.0%
10	Buffalo	57	22	32	3	16	41	39.0%	5	14	35.7%
11t	Cincinnati	58	28	26	4	12	32	37.5%	5	5	100.0%
11t	New England	58	19	34	5	21	41	51.2%	1	3	33.3%
13	Jacksonville	60	21	33	6	16	41	39.0%	5	7	71.4%
14	Kansas City	62	23	33	6	13	36	36.1%	4	7	57.1%
15	Baltimore	65	7	47	11	15	34	44.1%	0	2	0.0%
16	Indianapolis	71	28	37	6	26	52	50.0%	6	7	85.7%
	TOTALS	869	307	477	85	223	605	36.9%	40	69	58.0%

2024 NATIONAL FOOTBALL LEAGUE

NFC TEAM OFFENSE FIRST DOWNS, THIRD DOWNS & FOURTH DOWNS

RANK	TEAM	FIRST DOWNS				THIRD DOWNS			FOURTH DOWNS		
		TOTAL	RUSH	PASS	PEN	MADE	ATT	PCT	MADE	ATT	PCT
1	San Francisco	73	23	42	8	14	34	41.2%	2	4	50.0%
2	Detroit	70	31	34	5	19	42	45.2%	4	7	57.1%
3	Philadelphia	67	26	37	4	16	41	39.0%	4	7	57.1%
4	Washington	66	29	31	6	14	31	45.2%	5	5	100.0%
5	Dallas	61	14	39	8	17	40	42.5%	1	4	25.0%
6t	Arizona	59	23	29	7	15	33	45.5%	0	3	0.0%
6t	Los Angeles Rams	59	20	32	7	12	35	34.3%	4	7	57.1%
8t	New Orleans	58	33	22	3	18	34	52.9%	0	1	0.0%
8t	Seattle	58	17	35	6	14	38	36.8%	1	2	50.0%
10	Atlanta	56	19	30	7	6	27	22.2%	3	6	50.0%
11	Green Bay	54	29	21	4	18	42	42.9%	1	1	100.0%
12t	Minnesota	53	20	29	4	16	35	45.7%	2	2	100.0%
12t	New York Giants	53	17	32	4	15	40	37.5%	3	6	50.0%
12t	Tampa Bay	53	11	35	7	14	34	41.2%	0	2	0.0%
15	Chicago	52	13	30	9	17	51	33.3%	7	9	77.8%
16	Carolina	42	14	25	3	7	34	20.6%	2	6	33.3%
	TOTALS	934	339	503	92	232	591	39.3%	39	72	54.2%

NFC TEAM DEFENSE FIRST DOWNS, THIRD DOWNS & FOURTH DOWNS

RANK	TEAM	FIRST DOWNS				THIRD DOWNS			FOURTH DOWNS		
		TOTAL	RUSH	PASS	PEN	MADE	ATT	PCT	MADE	ATT	PCT
1	Seattle	45	17	23	5	12	46	26.1%	1	4	25.0%
2	Chicago	46	22	21	3	10	40	25.0%	2	4	50.0%
3	San Francisco	50	19	28	3	18	34	52.9%	2	3	66.7%
4	New Orleans	51	15	31	5	13	37	35.1%	3	9	33.3%
5	Philadelphia	53	21	27	5	11	33	33.3%	2	4	50.0%
6t	Minnesota	55	10	41	4	13	42	31.0%	4	10	40.0%
6t	New York Giants	55	23	26	6	14	38	36.8%	3	5	60.0%
8	Detroit	57	13	34	10	8	31	25.8%	1	4	25.0%
9t	Arizona	60	24	31	5	11	32	34.4%	3	6	50.0%
9t	Atlanta	60	28	31	1	20	44	45.5%	3	5	60.0%
11	Green Bay	62	19	38	5	9	32	28.1%	2	4	50.0%
12t	Carolina	63	26	30	7	19	40	47.5%	1	3	33.3%
12t	Dallas	63	36	24	3	11	32	34.4%	3	5	60.0%
14	Tampa Bay	66	29	31	6	13	38	34.2%	6	9	66.7%
15t	Los Angeles Rams	70	34	29	7	19	35	54.3%	2	2	100.0%
15t	Washington	70	20	44	6	19	31	61.3%	2	3	66.7%
	TOTALS	926	356	489	81	220	585	37.6%	40	80	50.0%

2024 NATIONAL FOOTBALL LEAGUE

NFL TEAM OFFENSE FIRST DOWNS, THIRD DOWNS & FOURTH DOWNS

RANK	TEAM	FIRST DOWNS				THIRD DOWNS			FOURTH DOWNS		
		TOTAL	RUSH	PASS	PEN	MADE	ATT	PCT	MADE	ATT	PCT
1	San Francisco	73	23	42	8	14	34	41.2%	2	4	50.0%
2t	Baltimore	70	34	33	3	14	34	41.2%	2	3	66.7%
2t	Detroit	70	31	34	5	19	42	45.2%	4	7	57.1%
4	Philadelphia	67	26	37	4	16	41	39.0%	4	7	57.1%
5	Washington	66	29	31	6	14	31	45.2%	5	5	100.0%
6	Kansas City	62	22	35	5	11	31	35.5%	3	3	100.0%
7t	Buffalo	61	24	31	6	12	29	41.4%	5	5	100.0%
7t	Cincinnati	61	22	36	3	14	34	41.2%	3	4	75.0%
7t	Dallas	61	14	39	8	17	40	42.5%	1	4	25.0%
10t	Arizona	59	23	29	7	15	33	45.5%	0	3	0.0%
10t	Los Angeles Rams	59	20	32	7	12	35	34.3%	4	7	57.1%
12t	Houston	58	15	40	3	15	42	35.7%	5	7	71.4%
12t	New Orleans	58	33	22	3	18	34	52.9%	0	1	0.0%
12t	Seattle	58	17	35	6	14	38	36.8%	1	2	50.0%
15	New York Jets	57	18	36	3	21	37	56.8%	0	1	0.0%
16	Atlanta	56	19	30	7	6	27	22.2%	3	6	50.0%
17t	Green Bay	54	29	21	4	18	42	42.9%	1	1	100.0%
17t	Jacksonville	54	21	27	6	7	32	21.9%	4	9	44.4%
17t	Tennessee	54	21	27	6	11	35	31.4%	1	4	25.0%
20t	Minnesota	53	20	29	4	16	35	45.7%	2	2	100.0%
20t	New York Giants	53	17	32	4	15	40	37.5%	3	6	50.0%
20t	Tampa Bay	53	11	35	7	14	34	41.2%	0	2	0.0%
23t	Chicago	52	13	30	9	17	51	33.3%	7	9	77.8%
23t	Las Vegas	52	5	41	6	12	37	32.4%	1	5	20.0%
23t	Pittsburgh	52	20	22	10	19	44	43.2%	0	1	0.0%
26	Miami	51	15	31	5	16	43	37.2%	1	10	10.0%
27t	Cleveland	48	19	22	7	8	43	18.6%	7	11	63.6%
27t	Indianapolis	48	26	18	4	10	31	32.3%	2	5	40.0%
29	New England	47	22	21	4	14	42	33.3%	3	3	100.0%
30	Denver	44	22	22	0	11	43	25.6%	4	6	66.7%
31t	Carolina	42	14	25	3	7	34	20.6%	2	6	33.3%
31t	Los Angeles Chargers	42	18	21	3	16	42	38.1%	0	0	0.0%
	TOTALS	1795	663	966	166	443	1190	37.2%	80	149	53.7%

2024 NATIONAL FOOTBALL LEAGUE

NFL TEAM DEFENSE FIRST DOWNS, THIRD DOWNS & FOURTH DOWNS

RANK	TEAM	FIRST DOWNS				THIRD DOWNS			FOURTH DOWNS		
		TOTAL	RUSH	PASS	PEN	MADE	ATT	PCT	MADE	ATT	PCT
1	Pittsburgh	38	14	23	1	7	32	21.9%	2	3	66.7%
2	Los Angeles Chargers	41	12	24	5	13	40	32.5%	1	4	25.0%
3	Tennessee	43	21	20	2	12	39	30.8%	2	2	100.0%
4	Seattle	45	17	23	5	12	46	26.1%	1	4	25.0%
5	Chicago	46	22	21	3	10	40	25.0%	2	4	50.0%
6	Houston	48	17	23	8	17	40	42.5%	3	5	60.0%
7	San Francisco	50	19	28	3	18	34	52.9%	2	3	66.7%
8t	Miami	51	21	26	4	8	30	26.7%	1	2	50.0%
8t	New Orleans	51	15	31	5	13	37	35.1%	3	9	33.3%
10	Denver	52	13	29	10	11	36	30.6%	0	2	0.0%
11	Philadelphia	53	21	27	5	11	33	33.3%	2	4	50.0%
12	Cleveland	54	21	30	3	11	37	29.7%	1	1	100.0%
13t	Minnesota	55	10	41	4	13	42	31.0%	4	10	40.0%
13t	New York Giants	55	23	26	6	14	38	36.8%	3	5	60.0%
13t	New York Jets	55	22	25	8	13	36	36.1%	3	4	75.0%
16	Las Vegas	56	18	35	3	12	38	31.6%	1	1	100.0%
17t	Buffalo	57	22	32	3	16	41	39.0%	5	14	35.7%
17t	Detroit	57	13	34	10	8	31	25.8%	1	4	25.0%
19t	Cincinnati	58	28	26	4	12	32	37.5%	5	5	100.0%
19t	New England	58	19	34	5	21	41	51.2%	1	3	33.3%
21t	Arizona	60	24	31	5	11	32	34.4%	3	6	50.0%
21t	Atlanta	60	28	31	1	20	44	45.5%	3	5	60.0%
21t	Jacksonville	60	21	33	6	16	41	39.0%	5	7	71.4%
24t	Green Bay	62	19	38	5	9	32	28.1%	2	4	50.0%
24t	Kansas City	62	23	33	6	13	36	36.1%	4	7	57.1%
26t	Carolina	63	26	30	7	19	40	47.5%	1	3	33.3%
26t	Dallas	63	36	24	3	11	32	34.4%	3	5	60.0%
28	Baltimore	65	7	47	11	15	34	44.1%	0	2	0.0%
29	Tampa Bay	66	29	31	6	13	38	34.2%	6	9	66.7%
30t	Los Angeles Rams	70	34	29	7	19	35	54.3%	2	2	100.0%
30t	Washington	70	20	44	6	19	31	61.3%	2	3	66.7%
32	Indianapolis	71	28	37	6	26	52	50.0%	6	7	85.7%
	TOTALS	1795	663	966	166	443	1190	37.2%	80	149	53.7%

2024 NATIONAL FOOTBALL LEAGUE

2024 NATIONAL FOOTBALL LEAGUE

AFC OFFENSIVE FIRST DOWN YARDAGE

RANK	TEAM	YDS/PL	PLAYS	YARDS
1	Indianapolis	7.54	69	520
2	Cincinnati	6.90	77	531
3	Miami	6.22	81	504
4	Kansas City	6.12	83	508
5	Baltimore	6.10	92	561
6	Jacksonville	5.95	78	464
7	Denver	5.79	77	446
8	Tennessee	5.33	78	416
9	Buffalo	5.19	75	389
10	Las Vegas	5.17	81	419
11	Houston	4.82	87	419
12	Los Angeles Chargers	4.68	69	323
13	New York Jets	4.32	76	328
14	New England	4.19	74	310
15	Pittsburgh	3.72	76	283
16	Cleveland	3.47	79	274
	TOTALS	5.35	1252	6695

AFC DEFENSIVE FIRST DOWN YARDAGE

RANK	TEAM	YDS/PL	PLAYS	YARDS
1	Buffalo	4.01	81	325
2	New York Jets	4.23	79	334
3	New England	4.29	77	330
4	Denver	4.47	77	344
5	Cincinnati	4.48	77	345
6	Tennessee	4.63	70	324
7	Los Angeles Chargers	4.90	72	353
8	Indianapolis	5.06	95	481
9	Baltimore	5.11	87	445
10	Cleveland	5.41	86	465
11	Kansas City	5.49	83	456
12	Las Vegas	5.50	84	462
13	Pittsburgh	5.79	67	388
14	Jacksonville	5.82	79	460
15	Houston	6.10	68	415
16	Miami	7.21	73	526
	TOTALS	5.14	1255	6453

2024 NATIONAL FOOTBALL LEAGUE

NFC OFFENSIVE FIRST DOWN YARDAGE

RANK	TEAM	YDS/PL	PLAYS	YARDS
1	Green Bay	6.34	80	507
2	Minnesota	6.27	74	464
3	San Francisco	6.25	93	581
4	Detroit	6.22	93	578
5	Atlanta	6.20	76	471
6	Los Angeles Rams	5.83	81	472
7	Seattle	5.70	86	490
8	New Orleans	5.69	77	438
9	Arizona	5.38	79	425
10	Carolina	5.27	73	385
11	Tampa Bay	5.19	73	379
12	Philadelphia	5.01	91	456
13	New York Giants	4.78	79	378
14	Dallas	4.71	89	419
15	Washington	4.35	82	357
16	Chicago	4.26	80	341
	TOTALS	5.47	1306	7141

NFC DEFENSIVE FIRST DOWN YARDAGE

RANK	TEAM	YDS/PL	PLAYS	YARDS
1	Atlanta	4.92	86	423
2	New York Giants	4.96	82	407
3	Seattle	5.02	81	407
4	Minnesota	5.12	82	420
5	Chicago	5.17	77	398
6	Detroit	5.64	83	468
7	Washington	5.75	80	460
8	Arizona	5.79	82	475
9	Carolina	5.82	83	483
10	Tampa Bay	5.84	87	508
11	Dallas	5.88	84	494
12	Green Bay	5.91	85	502
13	New Orleans	5.93	80	474
14	San Francisco	5.97	70	418
15	Philadelphia	6.03	75	452
16	Los Angeles Rams	6.91	86	594
	TOTALS	5.67	1303	7383

2024 NATIONAL FOOTBALL LEAGUE

NFL OFFENSIVE FIRST DOWN YARDAGE

RANK	TEAM	YDS/PL	PLAYS	YARDS
1	Indianapolis	7.54	69	520
2	Cincinnati	6.90	77	531
3	Green Bay	6.34	80	507
4	Minnesota	6.27	74	464
5	San Francisco	6.25	93	581
6	Miami	6.22	81	504
7	Detroit	6.22	93	578
8	Atlanta	6.20	76	471
9	Kansas City	6.12	83	508
10	Baltimore	6.10	92	561
11	Jacksonville	5.95	78	464
12	Los Angeles Rams	5.83	81	472
13	Denver	5.79	77	446
14	Seattle	5.70	86	490
15	New Orleans	5.69	77	438
16	Arizona	5.38	79	425
17	Tennessee	5.33	78	416
18	Carolina	5.27	73	385
19	Tampa Bay	5.19	73	379
20	Buffalo	5.19	75	389
21	Las Vegas	5.17	81	419
22	Philadelphia	5.01	91	456
23	Houston	4.82	87	419
24	New York Giants	4.78	79	378
25	Dallas	4.71	89	419
26	Los Angeles Chargers	4.68	69	323
27	Washington	4.35	82	357
28	New York Jets	4.32	76	328
29	Chicago	4.26	80	341
30	New England	4.19	74	310
31	Pittsburgh	3.72	76	283
32	Cleveland	3.47	79	274
	TOTALS	5.41	2558	13836

2024 NATIONAL FOOTBALL LEAGUE

NFL DEFENSIVE FIRST DOWN YARDAGE

RANK	TEAM	YDS/PL	PLAYS	YARDS
1	Buffalo	4.01	81	325
2	New York Jets	4.23	79	334
3	New England	4.29	77	330
4	Denver	4.47	77	344
5	Cincinnati	4.48	77	345
6	Tennessee	4.63	70	324
7	Los Angeles Chargers	4.90	72	353
8	Atlanta	4.92	86	423
9	New York Giants	4.96	82	407
10	Seattle	5.02	81	407
11	Indianapolis	5.06	95	481
12	Baltimore	5.11	87	445
13	Minnesota	5.12	82	420
14	Chicago	5.17	77	398
15	Cleveland	5.41	86	465
16	Kansas City	5.49	83	456
17	Las Vegas	5.50	84	462
18	Detroit	5.64	83	468
19	Washington	5.75	80	460
20	Pittsburgh	5.79	67	388
21	Arizona	5.79	82	475
22	Carolina	5.82	83	483
23	Jacksonville	5.82	79	460
24	Tampa Bay	5.84	87	508
25	Dallas	5.88	84	494
26	Green Bay	5.91	85	502
27	New Orleans	5.93	80	474
28	San Francisco	5.97	70	418
29	Philadelphia	6.03	75	452
30	Houston	6.10	68	415
31	Los Angeles Rams	6.91	86	594
32	Miami	7.21	73	526
	TOTALS	5.41	2558	13836

2024 NATIONAL FOOTBALL LEAGUE

2024 NATIONAL FOOTBALL LEAGUE

AFC KICKOFFS (RECEIVING TEAM)

RANK	TEAM	TOTAL KO	ADJ KO	TB	TB%	EZ	EZ%	OB	IN20	AVG START
1	Buffalo	12	12	8	66.7%	9	75.0%	1	0	33.3
2	Las Vegas	20	20	14	70.0%	16	80.0%	1	0	31.2
3	Denver	13	13	10	76.9%	10	76.9%	0	0	30.4
4	Houston	16	16	12	75.0%	14	87.5%	0	0	30.1
5	Cleveland	17	17	11	64.7%	12	70.6%	0	0	30.0
6	Indianapolis	16	16	11	68.8%	14	87.5%	0	0	29.6
7	New England	13	13	11	84.6%	11	84.6%	0	0	29.2
8	Cincinnati	16	16	9	56.3%	10	62.5%	0	0	29.1
9	New York Jets	14	14	8	57.1%	11	78.6%	0	0	28.8
10	Jacksonville	18	18	14	77.8%	16	88.9%	0	0	28.8
11	Miami	14	14	11	78.6%	13	92.9%	0	1	28.6
12	Los Angeles Chargers	10	10	6	60.0%	8	80.0%	0	1	28.6
13	Baltimore	19	16	13	81.3%	16	100.0%	0	0	28.4
14	Kansas City	16	16	12	75.0%	14	87.5%	0	2	28.4
15	Pittsburgh	9	9	8	88.9%	8	88.9%	0	1	28.2
16	Tennessee	17	17	7	41.2%	13	76.5%	0	2	27.8
	TOTALS	240	237	165	69.6%	195	82.3%	2	7	29.4

AFC KICKOFFS (KICKING TEAM)

RANK	TEAM	TOTAL KO	ADJ KO	TB	TB%	EZ	EZ%	OB	IN20	AVG START
1	Pittsburgh	14	14	10	71.4%	12	85.7%	0	1	27.9
2	Denver	15	13	9	69.2%	13	100.0%	0	1	28.2
3	New York Jets	14	14	11	78.6%	12	85.7%	0	0	28.5
4	Kansas City	17	17	13	76.5%	15	88.2%	0	1	28.8
5	Las Vegas	14	13	8	61.5%	12	92.3%	0	0	28.8
6	Miami	9	9	4	44.4%	6	66.7%	0	0	29.2
7	Baltimore	16	16	10	62.5%	15	93.8%	0	2	29.5
8	Cleveland	12	11	8	72.7%	11	100.0%	0	0	29.5
9	New England	11	11	9	81.8%	10	90.9%	0	0	29.7
10	Indianapolis	12	11	10	90.9%	10	90.9%	0	0	29.9
11	Los Angeles Chargers	15	15	10	66.7%	11	73.3%	1	0	30.3
12	Houston	15	14	7	50.0%	11	78.6%	1	0	30.4
13	Jacksonville	11	11	8	72.7%	9	81.8%	0	0	31.2
14	Cincinnati	17	16	13	81.3%	14	87.5%	0	0	32.0
15	Buffalo	22	22	17	77.3%	18	81.8%	1	1	32.3
16	Tennessee	10	9	6	66.7%	8	88.9%	0	0	34.2
	TOTALS	224	216	153	70.8%	187	86.6%	3	6	30.0

ADJ KO: Adjusted kickoffs are used to compute Avg. Team Drive Start. Adjusted kickoffs do not include inside kicks or kickoffs at the end of a half unless either kickoff is returned for a touchdown. Adjusted kickoffs also do not include non-inside kickoffs that result in the kicking team ultimately retaining possession.

IN20: The number of drives that start inside (not including) the 20-yard line.

2024 NATIONAL FOOTBALL LEAGUE

NFC KICKOFFS (RECEIVING TEAM)

RANK	TEAM	TOTAL KO	ADJ KO	TB	TB%	EZ	EZ%	OB	IN20	AVG START
1	Arizona	14	14	10	71.4%	10	71.4%	1	1	33.8
2	Minnesota	9	8	6	75.0%	6	75.0%	1	0	32.5
3	Chicago	14	12	9	75.0%	12	100.0%	0	0	32.3
4	Washington	19	18	12	66.7%	13	72.2%	1	0	31.6
5	Los Angeles Rams	18	18	16	88.9%	16	88.9%	0	0	30.7
6	New York Giants	15	14	6	42.9%	8	57.1%	0	0	30.6
7	Tampa Bay	16	14	11	78.6%	13	92.9%	1	0	30.2
8	Seattle	12	11	6	54.5%	9	81.8%	0	0	29.9
9	Detroit	14	14	11	78.6%	13	92.9%	0	0	29.4
10	Green Bay	12	11	10	90.9%	11	100.0%	0	1	29.2
11	New Orleans	10	10	8	80.0%	8	80.0%	0	0	29.0
12	Dallas	17	17	9	52.9%	13	76.5%	0	1	28.7
13	San Francisco	15	15	14	93.3%	15	100.0%	0	1	28.3
14	Philadelphia	17	17	11	64.7%	13	76.5%	0	1	28.2
15	Carolina	20	19	4	21.1%	9	47.4%	1	1	28.2
16	Atlanta	17	17	12	70.6%	14	82.4%	0	2	27.9
	TOTALS	239	229	155	67.7%	183	79.9%	5	8	29.9

NFC KICKOFFS (KICKING TEAM)

RANK	TEAM	TOTAL KO	ADJ KO	TB	TB%	EZ	EZ%	OB	IN20	AVG START
1	Dallas	19	16	11	68.8%	13	81.3%	0	0	27.2
2	New Orleans	22	22	5	22.7%	9	40.9%	0	1	27.6
3	Green Bay	18	18	13	72.2%	16	88.9%	0	2	28.2
4	Philadelphia	14	14	12	85.7%	13	92.9%	0	2	28.2
5	Minnesota	17	17	14	82.4%	16	94.1%	0	1	28.7
6	Chicago	14	14	5	35.7%	10	71.4%	0	1	28.7
7	Tampa Bay	15	15	10	66.7%	12	80.0%	0	0	28.7
8	Atlanta	13	13	10	76.9%	11	84.6%	0	1	28.8
9	San Francisco	18	17	14	82.4%	15	88.2%	0	0	29.2
10	Detroit	14	14	13	92.9%	13	92.9%	0	0	29.4
11	Seattle	18	18	12	66.7%	14	77.8%	0	1	29.8
12	Los Angeles Rams	15	15	15	100.0%	15	100.0%	0	0	30.0
13	Washington	18	17	4	23.5%	5	29.4%	1	0	30.4
14	Carolina	12	12	6	50.0%	6	50.0%	1	0	31.1
15	New York Giants	11	11	9	81.8%	9	81.8%	1	0	31.1
16	Arizona	17	17	14	82.4%	14	82.4%	1	0	33.3
	TOTALS	255	250	167	66.8%	191	76.4%	4	9	29.3

ADJ KO: Adjusted kickoffs are used to compute Avg. Team Drive Start. Adjusted kickoffs do not include inside kicks or kickoffs at the end of a half unless either kickoff is returned for a touchdown. Adjusted kickoffs also do not include non-inside kickoffs that result in the kicking team ultimately retaining possession.

IN20: The number of drives that start inside (not including) the 20-yard line.

2024 NATIONAL FOOTBALL LEAGUE

NFL KICKOFFS (RECEIVING TEAM)

RANK	TEAM	TOTAL KO	ADJ KO	TB	TB%	EZ	EZ%	OB	IN20	AVG START
1	Arizona	14	14	10	71.4%	10	71.4%	1	1	33.8
2	Buffalo	12	12	8	66.7%	9	75.0%	1	0	33.3
3	Minnesota	9	8	6	75.0%	6	75.0%	1	0	32.5
4	Chicago	14	12	9	75.0%	12	100.0%	0	0	32.3
5	Washington	19	18	12	66.7%	13	72.2%	1	0	31.6
6	Las Vegas	20	20	14	70.0%	16	80.0%	1	0	31.2
7	Los Angeles Rams	18	18	16	88.9%	16	88.9%	0	0	30.7
8	New York Giants	15	14	6	42.9%	8	57.1%	0	0	30.6
9	Denver	13	13	10	76.9%	10	76.9%	0	0	30.4
10	Tampa Bay	16	14	11	78.6%	13	92.9%	1	0	30.2
11	Houston	16	16	12	75.0%	14	87.5%	0	0	30.1
12	Cleveland	17	17	11	64.7%	12	70.6%	0	0	30.0
13	Seattle	12	11	6	54.5%	9	81.8%	0	0	29.9
14	Indianapolis	16	16	11	68.8%	14	87.5%	0	0	29.6
15	Detroit	14	14	11	78.6%	13	92.9%	0	0	29.4
16	Green Bay	12	11	10	90.9%	11	100.0%	0	1	29.2
17	New England	13	13	11	84.6%	11	84.6%	0	0	29.2
18	Cincinnati	16	16	9	56.3%	10	62.5%	0	0	29.1
19	New Orleans	10	10	8	80.0%	8	80.0%	0	0	29.0
20	New York Jets	14	14	8	57.1%	11	78.6%	0	0	28.8
21	Jacksonville	18	18	14	77.8%	16	88.9%	0	0	28.8
22	Dallas	17	17	9	52.9%	13	76.5%	0	1	28.7
23	Miami	14	14	11	78.6%	13	92.9%	0	1	28.6
24	Los Angeles Chargers	10	10	6	60.0%	8	80.0%	0	1	28.6
25	Baltimore	19	16	13	81.3%	16	100.0%	0	0	28.4
26	Kansas City	16	16	12	75.0%	14	87.5%	0	2	28.4
27	San Francisco	15	15	14	93.3%	15	100.0%	0	1	28.3
28	Philadelphia	17	17	11	64.7%	13	76.5%	0	1	28.2
29	Pittsburgh	9	9	8	88.9%	8	88.9%	0	1	28.2
30	Carolina	20	19	4	21.1%	9	47.4%	1	1	28.2
31	Atlanta	17	17	12	70.6%	14	82.4%	0	2	27.9
32	Tennessee	17	17	7	41.2%	13	76.5%	0	2	27.8
	TOTALS	958	932	640	68.7%	756	81.1%	14	30	29.7

ADJ KO: Adjusted kickoffs are used to compute Avg. Team Drive Start. Adjusted kickoffs do not include inside kicks or kickoffs at the end of a half unless either kickoff is returned for a touchdown. Adjusted kickoffs also do not include non-onside kickoffs that result in the kicking team ultimately retaining possession.

IN20: The number of drives that start inside (not including) the 20-yard line.

2024 NATIONAL FOOTBALL LEAGUE

NFL KICKOFFS (KICKING TEAM)

RANK	TEAM	TOTAL KO	ADJ KO	TB	TB%	EZ	EZ%	OB	IN20	AVG START
1	Dallas	19	16	11	68.8%	13	81.3%	0	0	27.2
2	New Orleans	22	22	5	22.7%	9	40.9%	0	1	27.6
3	Pittsburgh	14	14	10	71.4%	12	85.7%	0	1	27.9
4	Denver	15	13	9	69.2%	13	100.0%	0	1	28.2
5	Green Bay	18	18	13	72.2%	16	88.9%	0	2	28.2
6	Philadelphia	14	14	12	85.7%	13	92.9%	0	2	28.2
7	New York Jets	14	14	11	78.6%	12	85.7%	0	0	28.5
8	Minnesota	17	17	14	82.4%	16	94.1%	0	1	28.7
9	Chicago	14	14	5	35.7%	10	71.4%	0	1	28.7
10	Tampa Bay	15	15	10	66.7%	12	80.0%	0	0	28.7
11	Kansas City	17	17	13	76.5%	15	88.2%	0	1	28.8
12t	Atlanta	13	13	10	76.9%	11	84.6%	0	1	28.8
12t	Las Vegas	14	13	8	61.5%	12	92.3%	0	0	28.8
14	Miami	9	9	4	44.4%	6	66.7%	0	0	29.2
15	San Francisco	18	17	14	82.4%	15	88.2%	0	0	29.2
16	Detroit	14	14	13	92.9%	13	92.9%	0	0	29.4
17	Baltimore	16	16	10	62.5%	15	93.8%	0	2	29.5
18	Cleveland	12	11	8	72.7%	11	100.0%	0	0	29.5
19	New England	11	11	9	81.8%	10	90.9%	0	0	29.7
20	Seattle	18	18	12	66.7%	14	77.8%	0	1	29.8
21	Indianapolis	12	11	10	90.9%	10	90.9%	0	0	29.9
22	Los Angeles Rams	15	15	15	100.0%	15	100.0%	0	0	30.0
23	Los Angeles Chargers	15	15	10	66.7%	11	73.3%	1	0	30.3
24	Washington	18	17	4	23.5%	5	29.4%	1	0	30.4
25	Houston	15	14	7	50.0%	11	78.6%	1	0	30.4
26	Carolina	12	12	6	50.0%	6	50.0%	1	0	31.1
27	New York Giants	11	11	9	81.8%	9	81.8%	1	0	31.1
28	Jacksonville	11	11	8	72.7%	9	81.8%	0	0	31.2
29	Cincinnati	17	16	13	81.3%	14	87.5%	0	0	32.0
30	Buffalo	22	22	17	77.3%	18	81.8%	1	1	32.3
31	Arizona	17	17	14	82.4%	14	82.4%	1	0	33.3
32	Tennessee	10	9	6	66.7%	8	88.9%	0	0	34.2
	TOTALS	958	932	640	68.7%	756	81.1%	14	30	29.7

ADJ KO: Adjusted kickoffs are used to compute Avg. Team Drive Start. Adjusted kickoffs do not include inside kicks or kickoffs at the end of a half unless either kickoff is returned for a touchdown. Adjusted kickoffs also do not include non-onside kickoffs that result in the kicking team ultimately retaining possession.

IN20: The number of drives that start inside (not including) the 20-yard line.

2024 NATIONAL FOOTBALL LEAGUE

AFC PLAYER SINGLE-GAME HIGHS

CATEGORY	TOTAL	PLAYER	GAME	DETAILS
Points	18	Chris Boswell	PIT at ATL, Sep. 8	6 FG
	18	James Cook	BUF at MIA, Sep. 12	3 TD
Passing Yards	338	Tua Tagovailoa	MIA vs. JAX, Sep. 8	23-37, 338 YDS, 1 TD, 0 INT
Longest Pass	80	Tua Tagovailoa	MIA vs. JAX, Sep. 8	to Tyreek Hill (TD)
Passing Touchdowns	4	Josh Allen	BUF vs. JAX, Sep. 23	23-30, 263 YDS, 4 TD, 0 INT
Rushing Yards	159	Joe Mixon	HOU at IND, Sep. 8	30-159, 1 TD
Rushing Attempts	30	Joe Mixon	HOU at IND, Sep. 8	30-159, 1 TD
Longest Rush	61	J.K. Dobbins	LAC vs. LV, Sep. 8	
Receptions	12	Rashee Rice	KC at ATL, Sep. 22	12-110, 1 TD
Receiving Yards	135	Nico Collins	HOU vs. CHI, Sep. 15	8-135, 1 TD
Kickoff Return Yards	127	Jha'Quan Jackson	TEN at CHI, Sep. 8	5-127, 0 TD
Kickoff Returns	5	Jha'Quan Jackson	TEN at CHI, Sep. 8	5-127, 0 TD
Longest Kickoff Return	53	Brandon Codrington	BUF vs. ARI, Sep. 8	
Punt Return Yards	72	Jaelon Darden	CLE vs. DAL, Sep. 8	5-72, 0 FC, 0 TD
Punt Returns	5			5 times in non-overtime games
Longest Punt Return	44	Braxton Berrios	MIA at SEA, Sep. 22	
Interceptions	2	Ja'Marcus Ingram	BUF at MIA, Sep. 12	
	2	Jaylon Jones	IND vs. CHI, Sep. 22	
Longest Interception Return	49	Donte Jackson	PIT at ATL, Sep. 8	
Sacks	3.0	Greg Rousseau	BUF vs. ARI, Sep. 8	
	3.0	Will McDonald IV	NYJ at TEN, Sep. 15	
Scrimmage Yards	178	Joe Mixon	HOU at IND, Sep. 8	Rush: 30-159, Rec: 3-19
Longest Punt	80	Ryan Rehkow	CIN vs. NE, Sep. 8	
Punts	8	Riley Dixon	DEN at SEA, Sep. 8	8-389 (48.6)
	8	Corliss Waitman	PIT at DEN, Sep. 15	8-424 (53.0)
Field Goals Made	6	Chris Boswell	PIT at ATL, Sep. 8	6-6, 57 long
Longest Field Goal	59	Ka'imi Fairbairn	HOU vs. CHI, Sep. 15	

2024 NATIONAL FOOTBALL LEAGUE

NFC PLAYER SINGLE-GAME HIGHS

CATEGORY	TOTAL	PLAYER	GAME	DETAILS
Points	24	Alvin Kamara	NO at DAL, Sep. 15	4 TD
Passing Yards	379	Dak Prescott	DAL vs. BAL, Sep. 22	28-51, 379 YDS, 2 TD, 0 INT
Longest Pass	97	Sam Darnold	MIN vs. SF, Sep. 15	to Justin Jefferson (TD)
Passing Touchdowns	4	Baker Mayfield	TB vs. WAS, Sep. 8	24-30, 289 YDS, 4 TD, 0 INT
	4	Sam Darnold	MIN vs. HOU, Sep. 22	17-28, 181 YDS, 4 TD, 0 INT
Rushing Yards	151	Josh Jacobs	GB vs. IND, Sep. 15	32-151, 0 TD
Rushing Attempts	32	Josh Jacobs	GB vs. IND, Sep. 15	32-151, 0 TD
Longest Rush	65	Saquon Barkley	PHI at NO, Sep. 22	(TD)
Receptions	14	Cooper Kupp	LAR at DET, Sep. 8 (OT)	14-110, 1 TD
	11	Amon-Ra St. Brown	DET vs. TB, Sep. 15	11-119, 0 TD
	11	Jauan Jennings	SF at LAR, Sep. 22	11-175, 3 TD
Receiving Yards	175	Jauan Jennings	SF at LAR, Sep. 22	11-175, 3 TD
Kickoff Return Yards	204	Raheem Blackshear	CAR at NO, Sep. 8	8-204, 0 TD
Kickoff Returns	8	Raheem Blackshear	CAR at NO, Sep. 8	8-204, 0 TD
Longest Kickoff Return	96	DeeJay Dallas	ARI at BUF, Sep. 8	(TD)
Punt Return Yards	96	KaVontae Turpin	DAL at CLE, Sep. 8	5-96, 0 FC, 1 TD
Punt Returns	5	DeAndre Carter	CHI vs. TEN, Sep. 8	5-64, 0 FC, 0 TD
	5	KaVontae Turpin	DAL at CLE, Sep. 8	5-96, 0 FC, 1 TD
Longest Punt Return	60	KaVontae Turpin	DAL at CLE, Sep. 8	(TD)
Interceptions	1			42 times, 40 in non-overtime games
Longest Interception Return	47	Paulson Adebo	NO at DAL, Sep. 15	
Sacks	4.0	Aidan Hutchinson	DET vs. TB, Sep. 15	
Scrimmage Yards	180	Alvin Kamara	NO at DAL, Sep. 15	Rush: 20-115, Rec: 2-65
Longest Punt	68	Jack Fox	DET at ARI, Sep. 22	
Punts	7	Johnny Hekker	CAR vs. LAC, Sep. 15	7-311 (44.4)
	7	Jamie Gillan	NYG at CLE, Sep. 22	7-361 (51.6)
Field Goals Made	7	Austin Seibert	WAS vs. NYG, Sep. 15	7-7, 45 long
Longest Field Goal	65	Brandon Aubrey	DAL vs. BAL, Sep. 22	

2024 NATIONAL FOOTBALL LEAGUE

NFL PLAYER SINGLE-GAME HIGHS

CATEGORY	TOTAL	PLAYER	GAME	DETAILS
Points	24	Alvin Kamara	NO at DAL, Sep. 15	4 TD
Passing Yards	379	Dak Prescott	DAL vs. BAL, Sep. 22	28-51, 379 YDS, 2 TD, 0 INT
Longest Pass	97	Sam Darnold	MIN vs. SF, Sep. 15	to Justin Jefferson (TD)
Passing Touchdowns	4			3 times in non-overtime games
Rushing Yards	159	Joe Mixon	HOU at IND, Sep. 8	30-159, 1 TD
Rushing Attempts	32	Josh Jacobs	GB vs. IND, Sep. 15	32-151, 0 TD
Longest Rush	65	Saquon Barkley	PHI at NO, Sep. 22	(TD)
Receptions	14	Cooper Kupp	LAR at DET, Sep. 8 (OT)	14-110, 1 TD
	12	Rashee Rice	KC at ATL, Sep. 22	12-110, 1 TD
Receiving Yards	175	Jauan Jennings	SF at LAR, Sep. 22	11-175, 3 TD
Kickoff Return Yards	204	Raheem Blackshear	CAR at NO, Sep. 8	8-204, 0 TD
Kickoff Returns	8	Raheem Blackshear	CAR at NO, Sep. 8	8-204, 0 TD
Longest Kickoff Return	96	DeeJay Dallas	ARI at BUF, Sep. 8	(TD)
Punt Return Yards	96	KaVontae Turpin	DAL at CLE, Sep. 8	5-96, 0 FC, 1 TD
Punt Returns	5			7 times in non-overtime games
Longest Punt Return	60	KaVontae Turpin	DAL at CLE, Sep. 8	(TD)
Interceptions	2	Ja'Marcus Ingram	BUF at MIA, Sep. 12	
	2	Jaylon Jones	IND vs. CHI, Sep. 22	
Longest Interception Return	49	Donte Jackson	PIT at ATL, Sep. 8	
Sacks	4.0	Aidan Hutchinson	DET vs. TB, Sep. 15	
Scrimmage Yards	180	Alvin Kamara	NO at DAL, Sep. 15	Rush: 20-115, Rec: 2-65
Longest Punt	80	Ryan Rehkow	CIN vs. NE, Sep. 8	
Punts	8	Riley Dixon	DEN at SEA, Sep. 8	8-389 (48.6)
	8	Corliss Waitman	PIT at DEN, Sep. 15	8-424 (53.0)
Field Goals Made	7	Austin Seibert	WAS vs. NYG, Sep. 15	7-7, 45 long
Longest Field Goal	65	Brandon Aubrey	DAL vs. BAL, Sep. 22	

2024 NATIONAL FOOTBALL LEAGUE

2024 NATIONAL FOOTBALL LEAGUE

300-YARD PASSING GAMES

YARDS	PLAYER	GAME	DETAILS
379	Dak Prescott	DAL vs. BAL, Sep. 22	28-51, 2 TD, 0 INT
363	Caleb Williams	CHI at IND, Sep. 22	33-52, 2 TD, 2 INT
338	Tua Tagovailoa	MIA vs. JAX, Sep. 8	23-37, 1 TD, 0 INT
327	Geno Smith	SEA at NE, Sep. 15 (OT)	33-44, 1 TD, 0 INT
324	Joe Burrow	CIN vs. WAS, Sep. 23	29-38, 3 TD, 0 INT
319	Brock Purdy	SF at MIN, Sep. 15	28-36, 1 TD, 1 INT
319	Andy Dalton	CAR at LV, Sep. 22	26-37, 3 TD, 0 INT
317	Matthew Stafford	LAR at DET, Sep. 8 (OT)	34-49, 1 TD, 1 INT
311	Jalen Hurts	PHI at NO, Sep. 22	29-38, 0 TD, 1 INT
307	Jared Goff	DET vs. TB, Sep. 15	34-55, 0 TD, 2 INT

2024 NATIONAL FOOTBALL LEAGUE

2024 NATIONAL FOOTBALL LEAGUE

100-YARD RECEIVING GAMES

YARDS	PLAYER	GAME	DETAILS
175	Jauan Jennings	SF at LAR, Sep. 22	11 REC, 3 TD
170	Dallas Goedert	PHI at NO, Sep. 22	10 REC, 0 TD
138	Jayden Reed	GB at PHI, Sep. 6	4 REC, 1 TD
135	Nico Collins	HOU vs. CHI, Sep. 15	8 REC, 1 TD
133	Justin Jefferson	MIN vs. SF, Sep. 15	4 REC, 1 TD
130	Tyreek Hill	MIA vs. JAX, Sep. 8	7 REC, 1 TD
130	Marvin Harrison Jr.	ARI vs. LAR, Sep. 15	4 REC, 2 TD
129	DK Metcalf	SEA at NE, Sep. 15 (OT)	10 REC, 1 TD
127	Malik Nabers	NYG at WAS, Sep. 15	10 REC, 1 TD
125	Alec Pierce	IND vs. HOU, Sep. 8	3 REC, 1 TD
122	Diontae Johnson	CAR at LV, Sep. 22	8 REC, 1 TD
121	Jameson Williams	DET vs. LAR, Sep. 8 (OT)	5 REC, 1 TD
119	A.J. Brown	PHI vs. GB, Sep. 6	5 REC, 1 TD
119	Amon-Ra St. Brown	DET vs. TB, Sep. 15	11 REC, 0 TD
118	Ja'Marr Chase	CIN vs. WAS, Sep. 23	6 REC, 2 TD
117	Nico Collins	HOU at IND, Sep. 8	6 REC, 0 TD
117	Chris Godwin	TB at DET, Sep. 15	7 REC, 1 TD
117	Jaxon Smith-Njigba	SEA at NE, Sep. 15 (OT)	12 REC, 0 TD
112	Rome Odunze	CHI at IND, Sep. 22	6 REC, 1 TD
111	Isaiah Likely	BAL at KC, Sep. 5	9 REC, 1 TD
110	Cooper Kupp	LAR at DET, Sep. 8 (OT)	14 REC, 1 TD
110	Davante Adams	LV at BAL, Sep. 15	9 REC, 1 TD
110	Deebo Samuel Sr.	SF at MIN, Sep. 15	8 REC, 0 TD
110	Rashee Rice	KC at ATL, Sep. 22	12 REC, 1 TD
109	Jaylen Waddle	MIA vs. JAX, Sep. 8	5 REC, 0 TD
109	Hunter Henry	NE vs. SEA, Sep. 15 (OT)	8 REC, 0 TD
104	DK Metcalf	SEA vs. MIA, Sep. 22	4 REC, 1 TD
103	Rashee Rice	KC vs. BAL, Sep. 5	7 REC, 0 TD
100	Terry McLaurin	WAS at CIN, Sep. 23	4 REC, 1 TD

2024 NATIONAL FOOTBALL LEAGUE

2024 NATIONAL FOOTBALL LEAGUE

100-YARD RUSHING GAMES

YARDS	PLAYER	GAME	DETAILS
159	Joe Mixon	HOU at IND, Sep. 8	30 ATT, 1 TD
151	Josh Jacobs	GB vs. IND, Sep. 15	32 ATT, 0 TD
151	Derrick Henry	BAL at DAL, Sep. 22	25 ATT, 2 TD
147	Jordan Mason	SF vs. NYJ, Sep. 9	28 ATT, 1 TD
147	Saquon Barkley	PHI at NO, Sep. 22	17 ATT, 2 TD
135	J.K. Dobbins	LAC vs. LV, Sep. 8	10 ATT, 1 TD
133	Brian Robinson	WAS vs. NYG, Sep. 15	17 ATT, 0 TD
131	J.K. Dobbins	LAC at CAR, Sep. 15	17 ATT, 1 TD
122	Lamar Jackson	BAL at KC, Sep. 5	16 ATT, 0 TD
122	James Conner	ARI vs. LAR, Sep. 15	21 ATT, 1 TD
120	Rhamondre Stevenson	NE at CIN, Sep. 8	25 ATT, 1 TD
115	Alvin Kamara	NO at DAL, Sep. 15	20 ATT, 3 TD
114	Chuba Hubbard	CAR at LV, Sep. 22	21 ATT, 0 TD
110	Jonathan Taylor	IND vs. CHI, Sep. 22	23 ATT, 2 TD
109	Saquon Barkley	PHI vs. GB, Sep. 6	24 ATT, 2 TD
105	David Montgomery	DET at ARI, Sep. 22	23 ATT, 1 TD
103	Kenneth Walker III	SEA vs. DEN, Sep. 8	20 ATT, 1 TD
103	Jonathan Taylor	IND at GB, Sep. 15	12 ATT, 0 TD
102	Aaron Jones	MIN vs. HOU, Sep. 22	19 ATT, 0 TD
100	Jordan Mason	SF at MIN, Sep. 15	20 ATT, 1 TD

2024 NATIONAL FOOTBALL LEAGUE

2024 NATIONAL FOOTBALL LEAGUE

AFC LEADING PASSERS

RANK	PLAYER	TEAM	ATT	COMP	COMP%	YDS	YPA	TD	TD%	LONG	INT	INT%	RATING
1	Allen	BUF	72	54	75.0%	634	8.81	7	9.7%	33	0	0.0%	133.7
2	Burrow	CIN	103	73	70.9%	746	7.24	5	4.9%	47	0	0.0%	107.5
3	Rodgers	NYJ	86	58	67.4%	624	7.26	5	5.8%	36t	1	1.2%	103.1
4	Herbert	LAC	64	43	67.2%	399	6.23	4	6.3%	29t	1	1.6%	98.4
5	L. Jackson	BAL	90	59	65.6%	702	7.80	3	3.3%	56	1	1.1%	95.7
6	Fields	PIT	75	55	73.3%	518	6.91	2	2.7%	55t	1	1.3%	95.3
7	Stroud	HOU	99	67	67.7%	709	7.16	4	4.0%	55	2	2.0%	93.4
8	Minschew	LV	99	73	73.7%	747	7.55	3	3.0%	54	3	3.0%	92.4
9	Mahomes	KC	92	64	69.6%	659	7.16	5	5.4%	44t	4	4.3%	89.9
10	Brissett	NE	69	42	60.9%	368	5.33	1	1.4%	35	0	0.0%	79.9
11	Tagovailoa	MIA	62	40	64.5%	483	7.79	2	3.2%	80t	3	4.8%	78.9
12	Levis	TEN	94	64	68.1%	579	6.16	4	4.3%	40t	5	5.3%	76.5
13	Lawrence	JAX	89	47	52.8%	560	6.29	2	2.2%	66	1	1.1%	75.1
14	D. Watson	CLE	116	67	57.8%	551	4.75	3	2.6%	30	2	1.7%	71.4
15	*Nix	DEN	113	71	62.8%	600	5.31	0	0.0%	49	4	3.5%	61.8
16	Richardson	IND	73	36	49.3%	583	7.99	3	4.1%	60t	6	8.2%	55.9

2024 NATIONAL FOOTBALL LEAGUE

AFC LEADING PASSERS, RANKS

PLAYER	TEAM	ATT	COMP	COMP%	YDS	YPA	TD	TD%	INT	INT%	RATING
Allen	BUF	13	11	1	6	1	1	1	1t	1t	1
Burrow	CIN	3	1t	4	2	7	2t	5	1t	1t	2
Rodgers	NYJ	10	9	8	7	6	2t	3	4t	6	3
Herbert	LAC	15	13	9	15	12	5t	2	4t	8	4
L. Jackson	BAL	8	8	10	4	3	8t	9	4t	4	5
Fields	PIT	11	10	3	13	10	12t	12	4t	7	6
Stroud	HOU	4t	4t	7	3	9	5t	8	9t	10	7
Minshew	LV	4t	1t	2	1	5	8t	11	11t	11	8
Mahomes	KC	7	6t	5	5	8	2t	4	13t	13	9
Brissett	NE	14	14	13	16	14	15t	15	1t	1t	10
Tagovailoa	MIA	16	15	11	14	4	12t	10	11t	14	11
Levis	TEN	6	6t	6	10	13	5t	6	15	15	12
Lawrence	JAX	9	12	15	11	11	12t	14	4t	5	13
D. Watson	CLE	1	4t	14	12	16	8t	13	9t	9	14
*Nix	DEN	2	3	12	8	15	18t	16	13t	12	15
Richardson	IND	12	16	16	9	2	8t	7	16	16	16

2024 NATIONAL FOOTBALL LEAGUE

AFC FOURTH-QUARTER PASSING LEADERS

RANK	PLAYER	TEAM	ATT	COMP	COMP%	YDS	YPA	TD	TD%	INT	INT%	RATING
1	Fields	PIT	10	7	70.0%	86	8.60	1	10.0%	0	0.0%	129.6
2	T. Taylor	NYJ	8	6	75.0%	36	4.50	1	12.5%	0	0.0%	122.9
3	O'Connell	LV	12	9	75.0%	82	6.83	1	8.3%	0	0.0%	120.8
4	Mahomes	KC	13	9	69.2%	93	7.15	1	7.7%	0	0.0%	115.2
5	Burrow	CIN	27	19	70.4%	213	7.89	1	3.7%	0	0.0%	105.9
6	Herbert	LAC	9	5	55.6%	37	4.11	1	11.1%	0	0.0%	102.5
7	Minschew	LV	35	26	74.3%	307	8.77	2	5.7%	2	5.7%	95.8
8	Stroud	HOU	18	14	77.8%	131	7.28	1	5.6%	1	5.6%	92.4
9	L. Jackson	BAL	25	14	56.0%	177	7.08	1	4.0%	0	0.0%	91.6
10	Rodgers	NYJ	15	10	66.7%	114	7.60	0	0.0%	0	0.0%	89.3
11	Allen	BUF	10	6	60.0%	89	8.90	0	0.0%	0	0.0%	89.2
12	Brissett	NE	10	7	70.0%	48	4.80	0	0.0%	0	0.0%	80.4
13	Tagovailoa	MIA	8	5	62.5%	50	6.25	0	0.0%	0	0.0%	80.2
14	Thompson	MIA	13	8	61.5%	80	6.15	0	0.0%	0	0.0%	79.0
15	Mills	HOU	12	7	58.3%	79	6.58	0	0.0%	0	0.0%	78.1
16	Boyle	MIA	10	5	50.0%	70	7.00	0	0.0%	0	0.0%	72.9
17	D. Watson	CLE	35	21	60.0%	172	4.91	1	2.9%	1	2.9%	70.2
18	M. Jones	JAX	8	5	62.5%	22	2.75	0	0.0%	0	0.0%	66.7
19	Richardson	IND	27	11	40.7%	219	8.11	2	7.4%	2	7.4%	63.7
20	Lawrence	JAX	19	8	42.1%	112	5.89	0	0.0%	0	0.0%	61.7
21	*Maye	NE	8	4	50.0%	22	2.75	0	0.0%	0	0.0%	56.3
22	*Nix	DEN	32	19	59.4%	178	5.56	0	0.0%	2	6.3%	48.7
23	Levis	TEN	31	20	64.5%	136	4.39	0	0.0%	3	9.7%	34.5

2024 NATIONAL FOOTBALL LEAGUE

AFC THIRD-DOWN PASSING LEADERS

RANK	PLAYER	TEAM	ATT	COMP	COMP%	YDS	YPA	TD	TD%	INT	INT%	RATING
1	Allen	BUF	20	13	65.0%	200	10.00	3	15.0%	0	0.0%	137.5
2	Rodgers	NYJ	27	20	74.1%	272	10.07	1	3.7%	0	0.0%	118.1
3	Herbert	LAC	22	14	63.6%	123	5.59	3	13.6%	0	0.0%	118.0
4	Mahomes	KC	20	12	60.0%	113	5.65	2	10.0%	0	0.0%	109.0
5	Stroud	HOU	27	21	77.8%	254	9.41	1	3.7%	1	3.7%	102.8
6	Fields	PIT	24	16	66.7%	160	6.67	1	4.2%	0	0.0%	99.3
7	Burrow	CIN	21	13	61.9%	114	5.43	1	4.8%	0	0.0%	92.2
8	D. Watson	CLE	24	17	70.8%	159	6.63	0	0.0%	0	0.0%	88.7
9	L. Jackson	BAL	23	13	56.5%	131	5.70	0	0.0%	0	0.0%	72.9
10	Minshev	LV	23	16	69.6%	157	6.83	0	0.0%	1	4.3%	70.4
11	Brissett	NE	22	12	54.5%	97	4.41	0	0.0%	0	0.0%	65.9
12	Lawrence	JAX	24	8	33.3%	109	4.54	1	4.2%	0	0.0%	62.7
13	Richardson	IND	16	8	50.0%	154	9.63	0	0.0%	1	6.3%	57.8
14	*Nix	DEN	33	18	54.5%	157	4.76	0	0.0%	1	3.0%	54.7
15	Tagovailoa	MIA	15	9	60.0%	134	8.93	0	0.0%	2	13.3%	49.7
16	Levis	TEN	19	11	57.9%	124	6.53	0	0.0%	2	10.5%	37.9

2024 NATIONAL FOOTBALL LEAGUE

AFC LEADING RUSHERS

RANK	PLAYER	TEAM	ATT	YDS	AVG	LONG	TD
1	Dobbins	LAC	42	310	7.4	61	2
2	Henry	BAL	56	281	5.0	29	4
3	Taylor	IND	51	261	5.1	29t	3
4	L. Jackson (QB)	BAL	35	254	7.3	25	1
5	Stevenson	NE	52	224	4.3	18	2
6	Harris	PIT	55	209	3.8	21	0
7	Cook	BUF	41	188	4.6	49t	3
8	Mixon	HOU	39	184	4.7	16	1
9	Hall	NYJ	46	170	3.7	30	2
10	Etienne	JAX	36	164	4.6	22	2
11	Pollard	TEN	39	158	4.1	26t	1
12	Achane	MIA	43	150	3.5	17	1
13	J. Ford	CLE	29	145	5.0	36	1
14	Gibson	NE	23	143	6.2	45	0
15	Moss	CIN	33	136	4.1	16	2
16	Pacheco	KC	34	135	4.0	11	1
17	Richardson (QB)	IND	18	117	6.5	21	1
18	*Nix (QB)	DEN	18	107	5.9	23	2
19	C. Brown	CIN	14	104	7.4	16	0
20	White	LV	32	102	3.2	12	0
21	*Steele	KC	26	99	3.8	9	0
22	*Allen	NYJ	19	96	5.1	20t	1
23	Edwards	LAC	32	94	2.9	10	0
24	Fields (QB)	PIT	28	90	3.2	16	1
25t	Badie	DEN	10	86	8.6	43	0
25t	Levis (QB)	TEN	11	86	7.8	21	0
27t	Allen (QB)	BUF	17	85	5.0	13	2
27t	D. Watson (QB)	CLE	14	85	6.1	16	1
29	Bigsby	JAX	14	82	5.9	26	0
30	*Davis	BUF	19	64	3.4	13	1
31	Hill	BAL	10	58	5.8	17	0
32	Lawrence (QB)	JAX	5	56	11.2	33	0
33	Warren	PIT	14	54	3.9	11	0
34	Akers	HOU	16	53	3.3	13	0
35	Williams	DEN	24	52	2.2	9	0
36t	Mahomes (QB)	KC	12	49	4.1	15	0
36t	Patterson	PIT	10	49	4.9	14	0
38	Spears	TEN	12	48	4.0	11	0
39	Foreman	CLE	16	47	2.9	9	0
40t	McLaughlin	DEN	18	40	2.2	15	1
40t	Wilson	MIA	8	40	5.0	14	0
42	*Worthy (WR)	KC	5	39	7.8	21t	1
43t	Brissett (QB)	NE	9	38	4.2	16	0
43t	D. Johnson	JAX	7	38	5.4	11	0
45	Dell (WR)	HOU	5	35	7.0	18	0
46t	Burrow (QB)	CIN	11	28	2.5	6	0
46t	Tagovailoa (QB)	MIA	3	28	9.3	11	0
48	Mattison	LV	12	27	2.3	7	2
49	Perine	KC	6	25	4.2	9	0
50t	Herbert (QB)	LAC	11	24	2.2	13	0
50t	Ty Johnson	BUF	6	24	4.0	18	0
50t	Stroud (QB)	HOU	8	24	3.0	13	0

2024 NATIONAL FOOTBALL LEAGUE

AFC THIRD-AND-ONE RUSHING LEADERS

RANK	PLAYER	TEAM	ATT	FD	PCT
1t	Burrow (QB)	CIN	3	3	100.0%
1t	Dobbins	LAC	3	3	100.0%
1t	Fields (QB)	PIT	3	3	100.0%
1t	Levis (QB)	TEN	3	3	100.0%
1t	Moss	CIN	3	3	100.0%
1t	Achane	MIA	2	2	100.0%
1t	*Allen	NYJ	2	2	100.0%
1t	Etienne	JAX	1	1	100.0%
1t	J. Ford	CLE	1	1	100.0%
1t	Hill	BAL	1	1	100.0%
1t	L. Jackson (QB)	BAL	1	1	100.0%
1t	Mixon	HOU	1	1	100.0%
1t	*Nix (QB)	DEN	1	1	100.0%
1t	Spears	TEN	1	1	100.0%
15	Taylor	IND	3	2	66.7%
16t	Hall	NYJ	5	3	60.0%
16t	Ingold	MIA	5	3	60.0%
18t	Henry	BAL	2	1	50.0%
18t	*Steele	KC	2	1	50.0%
20	Williams	DEN	3	1	33.3%

2024 NATIONAL FOOTBALL LEAGUE

AFC LEADERS IN RECEPTIONS

RANK	PLAYER	TEAM	REC	YDS	AVG	LONG	TD
1	Rice	KC	24	288	12.0	44t	2
2	Diggs	HOU	20	164	8.2	21	2
3t	Collins	HOU	18	338	18.8	55	1
3t	Adams	LV	18	209	11.6	30	1
3t	*Bowers (TE)	LV	18	197	10.9	27	0
6	Achane (RB)	MIA	17	173	10.2	39	1
7t	Chase	CIN	16	215	13.4	41t	2
7t	Flowers	BAL	16	148	9.3	21	1
7t	Hall (RB)	NYJ	16	120	7.5	26t	1
10	Wilson	NYJ	15	150	10.0	26	1
11t	Shakir	BUF	14	168	12.0	27t	2
11t	Gesicki (TE)	CIN	14	156	11.1	37	0
11t	Meyers	LV	14	152	10.9	33	1
14t	T. Hill	MIA	13	194	14.9	80t	1
14t	Waddle	MIA	13	176	13.5	63	0
14t	Pickens	PIT	13	171	13.2	40	0
17t	Likely (TE)	BAL	12	141	11.8	49t	1
17t	Henry (TE)	NE	12	136	11.3	35	0
17t	Sutton	DEN	12	132	11.0	26	0
17t	Jeudy	CLE	12	125	10.4	30	1
17t	Cooper	CLE	12	113	9.4	24t	2
17t	Freiermuth (TE)	PIT	12	99	8.3	15	0
23t	*B. Thomas	JAX	11	189	17.2	66	1
23t	Reynolds	DEN	11	174	15.8	49	0
23t	Lazard	NYJ	11	148	13.5	36t	3
23t	Tucker	LV	11	131	11.9	54	1
23t	Pittman	IND	11	88	8.0	13	0
23t	Moore	CLE	11	70	6.4	22	0
23t	Pollard (RB)	TEN	11	67	6.1	22	0
30t	Johnston	LAC	10	133	13.3	29t	3
30t	*McConkey	LAC	10	109	10.9	18	1
30t	Kirk	JAX	10	108	10.8	30	0
30t	Humphrey	DEN	10	87	8.7	27	0
30t	Iosivas	CIN	10	85	8.5	16	3
30t	Hill (RB)	BAL	10	83	8.3	18	0
30t	Williams (RB)	DEN	10	77	7.7	14	0
30t	Spears (RB)	TEN	10	76	7.6	29	0
30t	J. Ford (RB)	CLE	10	58	5.8	24	0
39t	Pierce	IND	9	225	25.0	60t	2
39t	Dell	HOU	9	99	11.0	23	0
39t	Douglas	NE	9	81	9.0	22	0
39t	J. Smith (TE)	MIA	9	78	8.7	15	0
39t	Etienne (RB)	JAX	9	38	4.2	12	0
44t	Ridley	TEN	8	136	17.0	40t	1
44t	Davis	JAX	8	123	15.4	22	0
44t	Bateman	BAL	8	121	15.1	38	1
44t	Cook (RB)	BUF	8	97	12.1	25	1
44t	Hopkins	TEN	8	90	11.3	20	1
44t	Kincaid (TE)	BUF	8	85	10.6	28	1
44t	Boyd	TEN	8	77	9.6	20	0
44t	Kelce (TE)	KC	8	69	8.6	23	0
44t	Moss (RB)	CIN	8	69	8.6	13	0
44t	Akins (TE)	CLE	8	66	8.3	13	0
44t	*All (TE)	CIN	8	54	6.8	19	0
44t	*Vele	DEN	8	39	4.9	9	0

2024 NATIONAL FOOTBALL LEAGUE

AFC RECEIVING YARDAGE LEADERS

RANK	PLAYER	TEAM	YDS	REC	AVG	LONG	TD
1	Collins	HOU	338	18	18.8	55	1
2	Rice	KC	288	24	12.0	44t	2
3	Pierce	IND	225	9	25.0	60t	2
4	Chase	CIN	215	16	13.4	41t	2
5	Adams	LV	209	18	11.6	30	1
6	*Bowers (TE)	LV	197	18	10.9	27	0
7	T. Hill	MIA	194	13	14.9	80t	1
8	*B. Thomas	JAX	189	11	17.2	66	1
9	Waddle	MIA	176	13	13.5	63	0
10	Reynolds	DEN	174	11	15.8	49	0
11	Achane (RB)	MIA	173	17	10.2	39	1
12	Pickens	PIT	171	13	13.2	40	0
13	Shakir	BUF	168	14	12.0	27t	2
14	Diggs	HOU	164	20	8.2	21	2
15	Gesicki (TE)	CIN	156	14	11.1	37	0
16	Meyers	LV	152	14	10.9	33	1
17	Wilson	NYJ	150	15	10.0	26	1
18t	Flowers	BAL	148	16	9.3	21	1
18t	Lazard	NYJ	148	11	13.5	36t	3
20	Likely (TE)	BAL	141	12	11.8	49t	1
21t	Henry (TE)	NE	136	12	11.3	35	0
21t	Ridley	TEN	136	8	17.0	40t	1
23	Johnston	LAC	133	10	13.3	29t	3
24	Sutton	DEN	132	12	11.0	26	0
25	Tucker	LV	131	11	11.9	54	1
26	Judy	CLE	125	12	10.4	30	1
27	Davis	JAX	123	8	15.4	22	0
28	Bateman	BAL	121	8	15.1	38	1
29	Hall (RB)	NYJ	120	16	7.5	26t	1
30	Cooper	CLE	113	12	9.4	24t	2
31t	Conklin (TE)	NYJ	109	7	15.6	22	0
31t	*McConkey	LAC	109	10	10.9	18	1
33t	Austin	PIT	108	6	18.0	55t	1
33t	Kirk	JAX	108	10	10.8	30	0
35t	Dell	HOU	99	9	11.0	23	0
35t	Freiermuth (TE)	PIT	99	12	8.3	15	0
37	Cook (RB)	BUF	97	8	12.1	25	1
38	Hopkins	TEN	90	8	11.3	20	1
39	Pittman	IND	88	11	8.0	13	0
40	Humphrey	DEN	87	10	8.7	27	0
41t	Iosivas	CIN	85	10	8.5	16	3
41t	Kincaid (TE)	BUF	85	8	10.6	28	1
43	Hill (RB)	BAL	83	10	8.3	18	0
44t	Douglas	NE	81	9	9.0	22	0
44t	*Worthy	KC	81	6	13.5	35t	1
46	Mattison (RB)	LV	80	7	11.4	31t	1
47	J. Smith (TE)	MIA	78	9	8.7	15	0
48t	Boyd	TEN	77	8	9.6	20	0
48t	Strange (TE)	JAX	77	5	15.4	30	1
48t	Williams (RB)	DEN	77	10	7.7	14	0

2024 NATIONAL FOOTBALL LEAGUE

AFC THIRD-DOWN RECEIVING LEADERS

RANK	PLAYER	TEAM	REC	YDS	AVG	LONG	TD
1	Diggs	HOU	8	74	9.3	21	1
2t	Collins	HOU	7	120	17.1	34	0
2t	Pickens	PIT	7	60	8.6	16	0
4	Wilson	NYJ	6	79	13.2	26	0
5t	Shakir	BUF	5	81	16.2	27t	1
5t	Johnston	LAC	5	61	12.2	29t	2
5t	Henry (TE)	NE	5	54	10.8	17	0
5t	Hill (RB)	BAL	5	46	9.2	18	0
9t	Lazard	NYJ	4	75	18.8	36t	1
9t	*McConkey	LAC	4	47	11.8	18	1
9t	Moore	CLE	4	45	11.3	22	0
9t	Rice	KC	4	45	11.3	16	1
9t	Tucker	LV	4	35	8.8	14	0
9t	Gesicki (TE)	CIN	4	30	7.5	10	0
9t	Mattison (RB)	LV	4	24	6.0	11	0
16t	Pierce	IND	3	112	37.3	57	0
16t	Conklin (TE)	NYJ	3	62	20.7	22	0
16t	Waddle	MIA	3	58	19.3	21	0
16t	Ridley	TEN	3	53	17.7	22	0
16t	Flowers	BAL	3	47	15.7	19	0
16t	*Bowers (TE)	LV	3	46	15.3	27	0
16t	Kirk	JAX	3	45	15.0	30	0
16t	Cook (RB)	BUF	3	37	12.3	25	0
16t	Kelce (TE)	KC	3	36	12.0	23	0
16t	Freiermuth (TE)	PIT	3	34	11.3	15	0
16t	Adams	LV	3	33	11.0	18	0
16t	T. Hill	MIA	3	30	10.0	10	0
16t	Andrews (TE)	BAL	3	27	9.0	12	0
16t	Cooper	CLE	3	25	8.3	13	0
16t	Williams (RB)	DEN	3	24	8.0	14	0
16t	Ogunbowale (RB)	HOU	3	23	7.7	13	0
16t	Dulcich (TE)	DEN	3	19	6.3	7	0
16t	Hall (RB)	NYJ	3	18	6.0	9	0
16t	Douglas	NE	3	17	5.7	9	0
35t	Achane (RB)	MIA	2	55	27.5	39	0
35t	Sutton	DEN	2	43	21.5	26	0
35t	Ty Johnson (RB)	BUF	2	37	18.5	33	0
35t	Kincaid (TE)	BUF	2	34	17.0	28	1
35t	Pollard (RB)	TEN	2	34	17.0	22	0
35t	Austin	PIT	2	31	15.5	25	0
35t	Higgins	CIN	2	30	15.0	16	0
35t	Reynolds	DEN	2	30	15.0	25	0
35t	M. Williams	NYJ	2	29	14.5	18	0
35t	Dell	HOU	2	28	14.0	17	0
35t	*B. Thomas	JAX	2	26	13.0	14t	1
35t	Schultz (TE)	HOU	2	24	12.0	16	0
35t	Jeudy	CLE	2	23	11.5	15	0
35t	Meyers	LV	2	22	11.0	13	0
35t	Humphrey	DEN	2	19	9.5	17	0
35t	Da. Bell	CLE	2	18	9.0	12	0
35t	Hudson (TE)	CIN	2	18	9.0	13	0
35t	Iosivas	CIN	2	16	8.0	12	1
35t	J. Ford (RB)	CLE	2	15	7.5	8	0
35t	Palmer	LAC	2	15	7.5	11	0
35t	Gibson (RB)	NE	2	14	7.0	7	0

2024 NATIONAL FOOTBALL LEAGUE

AFC THIRD-DOWN RECEIVING LEADERS

RANK	PLAYER	TEAM	REC	YDS	AVG	LONG	TD
35t	Osborn	NE	2	14	7.0	9	0
35t	Pittman	IND	2	10	5.0	7	0
35t	Okonkwo (TE)	TEN	2	6	3.0	8	0
35t	Spears (RB)	TEN	2	4	2.0	2	0
35t	Dobbins (RB)	LAC	2	3	1.5	3	0
35t	McLaughlin (RB)	DEN	2	2	1.0	1	0

2024 NATIONAL FOOTBALL LEAGUE

AFC LEADING SCORERS (NON-KICKING)

RANK	PLAYER	TEAM	POS	TOUCHDOWNS				X2	PTS
				TOTAL	RUSH	REC	RET		
1t	Cook	BUF	RB	4	3	1	0	0	24
1t	Henry	BAL	RB	4	4	0	0	0	24
3t	Hall	NYJ	RB	3	2	1	0	0	18
3t	Iosivas	CIN	WR	3	0	3	0	0	18
3t	Johnston	LAC	WR	3	0	3	0	0	18
3t	Lazard	NYJ	WR	3	0	3	0	0	18
3t	Mattison	LV	RB	3	2	1	0	0	18
3t	Taylor	IND	RB	3	3	0	0	0	18
9t	Achane	MIA	RB	2	1	1	0	0	12
9t	*Allen	NYJ	RB	2	1	1	0	0	12
9t	Allen	BUF	QB	2	2	0	0	0	12
9t	Chase	CIN	WR	2	0	2	0	0	12
9t	Cooper	CLE	WR	2	0	2	0	0	12
9t	Diggs	HOU	WR	2	0	2	0	0	12
9t	Dobbins	LAC	RB	2	2	0	0	0	12
9t	Etienne	JAX	RB	2	2	0	0	0	12
9t	Moss	CIN	RB	2	2	0	0	0	12
9t	*Nix	DEN	QB	2	2	0	0	0	12
9t	Pierce	IND	WR	2	0	2	0	0	12
9t	Rice	KC	WR	2	0	2	0	0	12
9t	Ridley	TEN	WR	2	1	1	0	0	12
9t	Shakir	BUF	WR	2	0	2	0	0	12
9t	Stevenson	NE	RB	2	2	0	0	0	12
9t	*Worthy	KC	WR	2	1	1	0	0	12
25t	Judy	CLE	WR	1	0	1	0	1	8
25t	Meyers	LV	WR	1	0	1	0	1	8
27t	Adams	LV	WR	1	0	1	0	0	6
27t	Akers	HOU	RB	1	0	1	0	0	6
27t	Austin	PIT	WR	1	0	1	0	0	6
27t	Bateman	BAL	WR	1	0	1	0	0	6
27t	*Coleman	BUF	WR	1	0	1	0	0	6
27t	Collins	HOU	WR	1	0	1	0	0	6
27t	Conner	KC	DB	1	0	0	1	0	6
27t	*Davis	BUF	RB	1	1	0	0	0	6
27t	Dulin	IND	WR	1	0	1	0	0	6
27t	Fields	PIT	QB	1	1	0	0	0	6
27t	Flowers	BAL	WR	1	0	1	0	0	6
27t	J. Ford	CLE	RB	1	1	0	0	0	6
27t	T. Hill	MIA	WR	1	0	1	0	0	6
27t	Hollins	BUF	WR	1	0	1	0	0	6
27t	Hopkins	TEN	WR	1	0	1	0	0	6
27t	Ingram	BUF	DB	1	0	0	1	0	6
27t	L. Jackson	BAL	QB	1	1	0	0	0	6
27t	Ty Johnson	BUF	RB	1	0	1	0	0	6
27t	Kincaid	BUF	TE	1	0	1	0	0	6
27t	Likely	BAL	TE	1	0	1	0	0	6

2024 NATIONAL FOOTBALL LEAGUE

AFC LEADING SCORERS (NON-KICKING)

RANK	PLAYER	TEAM	POS	TOUCHDOWNS				X2	PTS
				TOTAL	RUSH	REC	RET		
27t	*McConkey	LAC	WR	1	0	1	0	0	6
27t	McLaughlin	DEN	RB	1	1	0	0	0	6
27t	Mixon	HOU	RB	1	1	0	0	0	6
27t	Morris	KC	OT	1	0	1	0	0	6
27t	Okonkwo	TEN	TE	1	0	1	0	0	6
27t	Pacheco	KC	RB	1	1	0	0	0	6
27t	*Polk	NE	WR	1	0	1	0	0	6
27t	Pollard	TEN	RB	1	1	0	0	0	6
27t	Richardson	IND	QB	1	1	0	0	0	6
27t	Sermon	IND	RB	1	1	0	0	0	6
27t	Smith-Schuster	KC	WR	1	0	1	0	0	6
27t	Strange	JAX	TE	1	0	1	0	0	6
27t	*B. Thomas	JAX	WR	1	0	1	0	0	6
27t	Tucker	LV	WR	1	0	1	0	0	6
27t	Vannett	TEN	TE	1	0	1	0	0	6
27t	Washington	PIT	TE	1	0	1	0	0	6
27t	D. Watson	CLE	QB	1	1	0	0	0	6
27t	Wilson	NYJ	WR	1	0	1	0	0	6

2024 NATIONAL FOOTBALL LEAGUE

AFC LEADING SCORERS (KICKING)

RANK	PLAYER	TEAM	PAT	FG	FG%	LONG	PTS
1	Boswell	PIT	3/3	10/11	90.9%	57	33
2	Lutz	DEN	3/3	9/9	100.0%	45	30
3	Bass	BUF	13/14	5/6	83.3%	43	28
4	Butker	KC	6/7	7/7	100.0%	53	27
5	McPherson	CIN	5/6	7/8	87.5%	53	26
6	Fairbairn	HOU	4/4	7/8	87.5%	59	25
7	Tucker	BAL	8/8	5/8	62.5%	48	23
8	Dicker	LAC	4/5	6/6	100.0%	53	22
9	Slye	NE	3/3	6/7	85.7%	44	21
10	Carlson	LV	5/5	5/7	71.4%	53	20
11t	Hopkins	CLE	4/4	4/5	80.0%	53	16
11t	*C. Little	JAX	4/4	4/5	80.0%	53	16
13	Sanders	MIA	3/3	4/6	66.7%	52	15
14	Zuerlein	NYJ	7/7	2/3	66.7%	33	13
15	Folk	TEN	6/6	2/2	100.0%	41	12
16	Gay	IND	4/4	1/2	50.0%	34	7
17	*Shrader	IND	3/3	0/0	---	---	3

2024 NATIONAL FOOTBALL LEAGUE

2024 NATIONAL FOOTBALL LEAGUE

AFC TOUCHBACKS ON KICKOFFS

RANK	PLAYER	TEAM	TB
1	Bass	BUF	17
2t	Butker	KC	13
2t	McPherson	CIN	13
4	Zuerlein	NYJ	11
5t	Boswell	PIT	10
5t	Dicker	LAC	10
5t	Tucker	BAL	10
8t	Lutz	DEN	9
8t	Slye	NE	9
10t	Carlson	LV	8
10t	Hopkins	CLE	8
10t	C. Little	JAX	8
13	Fairbairn	HOU	7
14	Folk	TEN	6
15t	Gay	IND	5
15t	Shrader	IND	5
17	Sanders	MIA	4

2024 NATIONAL FOOTBALL LEAGUE

AFC MOST YARDS FROM SCRIMMAGE

RANK	PLAYER	TEAM	POS	TOTAL			RUSHING			RECEIVING		
				YDS	PLAYS	AVG	YDS	ATT	AVG	YDS	ATT	AVG
1	Collins	HOU	WR	338	18	18.8	0	0	---	338	18	18.8
2	Dobbins	LAC	RB	324	49	6.6	310	42	7.4	14	7	2.0
3	Achane	MIA	RB	323	60	5.4	150	43	3.5	173	17	10.2
4	Taylor	IND	RB	318	54	5.9	261	51	5.1	57	3	19.0
5	Henry	BAL	RB	316	58	5.4	281	56	5.0	35	2	17.5
6	Hall	NYJ	RB	290	62	4.7	170	46	3.7	120	16	7.5
7	Rice	KC	WR	289	25	11.6	1	1	1.0	288	24	12.0
8	Cook	BUF	RB	285	49	5.8	188	41	4.6	97	8	12.1
9	L. Jackson	BAL	QB	254	35	7.3	254	35	7.3	0	0	---
10t	Harris	PIT	RB	239	62	3.9	209	55	3.8	30	7	4.3
10t	Stevenson	NE	RB	239	57	4.2	224	52	4.3	15	5	3.0
12	Mixon	HOU	RB	228	45	5.1	184	39	4.7	44	6	7.3
13t	Pierce	IND	WR	225	9	25.0	0	0	---	225	9	25.0
13t	Pollard	TEN	RB	225	50	4.5	158	39	4.1	67	11	6.1
15	Chase	CIN	WR	215	16	13.4	0	0	---	215	16	13.4
16	Adams	LV	WR	209	18	11.6	0	0	---	209	18	11.6
17	T. Hill	MIA	WR	206	14	14.7	12	1	12.0	194	13	14.9
18	Moss	CIN	RB	205	41	5.0	136	33	4.1	69	8	8.6
19	J. Ford	CLE	RB	203	39	5.2	145	29	5.0	58	10	5.8
20	Etienne	JAX	RB	202	45	4.5	164	36	4.6	38	9	4.2
21	*Bowers	LV	TE	197	18	10.9	0	0	---	197	18	10.9
22t	Pacheco	KC	RB	189	41	4.6	135	34	4.0	54	7	7.7
22t	*B. Thomas	JAX	WR	189	11	17.2	0	0	---	189	11	17.2
24	Waddle	MIA	WR	183	15	12.2	7	2	3.5	176	13	13.5
25	Reynolds	DEN	WR	174	11	15.8	0	0	---	174	11	15.8
26t	Diggs	HOU	WR	170	21	8.1	6	1	6.0	164	20	8.2
26t	Shakir	BUF	WR	170	15	11.3	2	1	2.0	168	14	12.0
28	Flowers	BAL	WR	165	19	8.7	17	3	5.7	148	16	9.3
29	Pickens	PIT	WR	161	14	11.5	-10	1	-10.0	171	13	13.2
30	Gibson	NE	RB	158	27	5.9	143	23	6.2	15	4	3.8
31	Gesicki	CIN	TE	156	14	11.1	0	0	---	156	14	11.1
32t	Meyers	LV	WR	155	15	10.3	3	1	3.0	152	14	10.9
32t	Wilson	NYJ	WR	155	16	9.7	5	1	5.0	150	15	10.0
34	Lazard	NYJ	WR	148	11	13.5	0	0	---	148	11	13.5
35	Ridley	TEN	WR	146	9	16.2	10	1	10.0	136	8	17.0
36t	*Allen	NYJ	RB	141	25	5.6	96	19	5.1	45	6	7.5
36t	Hill	BAL	RB	141	20	7.1	58	10	5.8	83	10	8.3
36t	Likely	BAL	TE	141	12	11.8	0	0	---	141	12	11.8
39	Henry	NE	TE	136	12	11.3	0	0	---	136	12	11.3
40	Dell	HOU	WR	134	14	9.6	35	5	7.0	99	9	11.0
41	Johnston	LAC	WR	133	10	13.3	0	0	---	133	10	13.3
42	Sutton	DEN	WR	132	12	11.0	0	0	---	132	12	11.0
43	Tucker	LV	WR	131	11	11.9	0	0	---	131	11	11.9
44	Williams	DEN	RB	129	34	3.8	52	24	2.2	77	10	7.7
45	Jeady	CLE	WR	125	12	10.4	0	0	---	125	12	10.4
46	Spears	TEN	RB	124	22	5.6	48	12	4.0	76	10	7.6
47t	C. Brown	CIN	RB	123	19	6.5	104	14	7.4	19	5	3.8
47t	Davis	JAX	WR	123	8	15.4	0	0	---	123	8	15.4
49	Bateman	BAL	WR	121	8	15.1	0	0	---	121	8	15.1
50	*Worthy	KC	WR	120	11	10.9	39	5	7.8	81	6	13.5

2024 NATIONAL FOOTBALL LEAGUE

AFC LEADERS IN FIRST DOWNS

RANK	PLAYER	TEAM	POS	TOTAL	RUSH	REC
1	Taylor	IND	RB	19	16	3
2	Henry	BAL	RB	18	16	2
3t	Collins	HOU	WR	16	0	16
3t	Moss	CIN	RB	16	12	4
3t	Rice	KC	WR	16	1	15
6t	Achane	MIA	RB	15	7	8
6t	Cook	BUF	RB	15	10	5
8	L. Jackson	BAL	QB	14	14	0
9t	Dobbins	LAC	RB	13	13	0
9t	Etienne	JAX	RB	13	11	2
9t	Hall	NYJ	RB	13	9	4
12	Mixon	HOU	RB	12	10	2
13t	J. Ford	CLE	RB	11	9	2
13t	*Nix	DEN	QB	11	11	0
13t	Pollard	TEN	RB	11	9	2
13t	Stevenson	NE	RB	11	11	0
17t	Adams	LV	WR	10	0	10
17t	*Bowers	LV	TE	10	0	10
17t	Diggs	HOU	WR	10	0	10
17t	Lazard	NYJ	WR	10	0	10
17t	Shakir	BUF	WR	10	0	10
17t	*Steele	KC	RB	10	10	0
17t	Wilson	NYJ	WR	10	1	9
24t	Allen	BUF	QB	9	9	0
24t	Chase	CIN	WR	9	0	9
24t	Henry	NE	TE	9	0	9
24t	T. Hill	MIA	WR	9	1	8
24t	Pacheco	KC	RB	9	6	3
24t	Pickens	PIT	WR	9	0	9
30t	Gibson	NE	RB	8	7	1
30t	Harris	PIT	RB	8	8	0
30t	Hill	BAL	RB	8	4	4
30t	Iosivas	CIN	WR	8	0	8
30t	Meyers	LV	WR	8	0	8
30t	Richardson	IND	QB	8	8	0
30t	Sutton	DEN	WR	8	0	8
30t	*B. Thomas	JAX	WR	8	0	8
38t	*Allen	NYJ	RB	7	5	2
38t	Dell	HOU	WR	7	2	5
38t	Fields	PIT	QB	7	7	0
38t	Gesicki	CIN	TE	7	0	7
38t	Levis	TEN	QB	7	7	0
38t	Likely	BAL	TE	7	0	7
38t	*McConkey	LAC	WR	7	0	7
38t	Pierce	IND	WR	7	0	7
38t	Reynolds	DEN	WR	7	0	7
38t	Spears	TEN	RB	7	4	3
38t	Waddle	MIA	WR	7	0	7
49t	Bateman	BAL	WR	6	0	6
49t	Cooper	CLE	WR	6	0	6
49t	Davis	JAX	WR	6	0	6
49t	Flowers	BAL	WR	6	0	6
49t	Freiermuth	PIT	TE	6	0	6
49t	Judy	CLE	WR	6	0	6
49t	Johnston	LAC	WR	6	0	6

2024 NATIONAL FOOTBALL LEAGUE

AFC LEADERS IN FIRST DOWNS

RANK	PLAYER	TEAM	POS	TOTAL	RUSH	REC
49t	Kirk	JAX	WR	6	0	6
49t	Mattison	LV	RB	6	2	4
49t	Ridley	TEN	WR	6	1	5

2024 NATIONAL FOOTBALL LEAGUE

AFC PUNTING YARDS LEADERS

RANK	PLAYER	TEAM	POS	PUNTS	YARDS	LONG	AVG	TB	BLK	DWN	OB	RETURNS		IN20	NET AVG
												TOT	YDS		
1	Waitman	PIT	P	11	580	58	52.7	3	0	0	1	4	25	3	45.0
2	Stonehouse	TEN	P	13	681	63	52.4	0	2	0	0	10	114	3	37.8
3	Cooke	JAX	P	11	576	67	52.4	0	0	0	1	8	79	4	45.2
4	Baringer	NE	P	16	837	67	52.3	1	0	0	1	10	87	9	45.6
5	Sanchez	IND	P	11	558	59	50.7	1	0	1	0	3	4	10	48.5
6	Cole	LV	P	13	654	62	50.3	1	0	1	1	5	57	6	44.4
7	Araiza	KC	P	8	401	63	50.1	2	0	1	0	4	24	4	42.1
8	Dixon	DEN	P	16	800	65	50.0	1	0	3	1	6	27	8	47.1
9	Bojorquez	CLE	P	18	881	64	48.9	1	0	2	3	8	123	9	41.0
10	Morstead	NYJ	P	12	584	60	48.7	1	0	0	0	9	64	5	41.7
11	Scott	LAC	P	17	811	63	47.7	3	0	0	2	5	61	6	40.6
12	Bailey	MIA	P	11	523	57	47.5	1	0	1	2	3	22	7	43.7
13	Townsend	HOU	P	11	500	60	45.5	1	1	4	1	2	11	4	39.1
14	Stout	BAL	P	10	419	57	41.9	0	0	1	2	3	16	5	40.3

2024 NATIONAL FOOTBALL LEAGUE

AFC NET PUNTING YARDS LEADERS

RANK	PLAYER	TEAM	POS	PUNTS	YARDS	LONG	AVG	TB	BLK	DWN	OB	RETURNS		IN20	NET AVG
												TOT	YDS		
1	Sanchez	IND	P	11	558	59	50.7	1	0	1	0	3	4	10	48.5
2	Dixon	DEN	P	16	800	65	50.0	1	0	3	1	6	27	8	47.1
3	Baringer	NE	P	16	837	67	52.3	1	0	0	1	10	87	9	45.6
4	Cooke	JAX	P	11	576	67	52.4	0	0	0	1	8	79	4	45.2
5	Waitman	PIT	P	11	580	58	52.7	3	0	0	1	4	25	3	45.0
6	Cole	LV	P	13	654	62	50.3	1	0	1	1	5	57	6	44.4
7	Bailey	MIA	P	11	523	57	47.5	1	0	1	2	3	22	7	43.7
8	Araiza	KC	P	8	401	63	50.1	2	0	1	0	4	24	4	42.1
9	Morstead	NYJ	P	12	584	60	48.7	1	0	0	0	9	64	5	41.7
10	Bojorquez	CLE	P	18	881	64	48.9	1	0	2	3	8	123	9	41.0
11	Scott	LAC	P	17	811	63	47.7	3	0	0	2	5	61	6	40.6
12	Stout	BAL	P	10	419	57	41.9	0	0	1	2	3	16	5	40.3
13	Townsend	HOU	P	11	500	60	45.5	1	1	4	1	2	11	4	39.1
14	Stonehouse	TEN	P	13	681	63	52.4	0	2	0	0	10	114	3	37.8

2024 NATIONAL FOOTBALL LEAGUE

2024 NATIONAL FOOTBALL LEAGUE

AFC PUNT RETURN LEADERS

RANK	PLAYER	TEAM	POS	RET	FC	YDS	AVG	LONG	TD
1	Darden	CLE	WR	5	0	72	14.4	28	0
2	Harty	BAL	WR	4	3	47	11.8	16	0
3	Mims	DEN	WR	9	2	94	10.4	27	0
4	M. Jones	NE	CB	5	2	46	9.2	15	0
5	Austin	PIT	WR	11	5	94	8.5	16	0
6	*Jackson	TEN	WR	11	2	91	8.3	18	0
7	Gipson	NYJ	WR	8	2	66	8.3	21	0
8	Proche	CLE	WR	8	0	63	7.9	14	0
9	Tucker	LV	WR	6	3	44	7.3	21	0
10	Jones	CIN	WR	5	1	31	6.2	10	0
11	Sims	HOU	WR	6	4	16	2.7	11	0

2024 NATIONAL FOOTBALL LEAGUE

AFC KICKOFF RETURN LEADERS

RANK	PLAYER	TEAM	POS	RET	YDS	AVG	LONG	TD
1	Abdullah	LV	RB	4	115	28.8	35	0
2	*Gould	IND	WR	4	109	27.3	32	0
3t	C. Brown	CIN	RB	5	134	26.8	29	0
3t	Gipson	NYJ	WR	5	134	26.8	33	0
5	*Jackson	TEN	WR	9	241	26.8	33	0
6	Darden	CLE	WR	4	97	24.3	28	0
7	Davis	LAC	WR	4	85	21.3	35	0

2024 NATIONAL FOOTBALL LEAGUE

2024 NATIONAL FOOTBALL LEAGUE

AFC INTERCEPTION LEADERS

RANK	PLAYER	TEAM	POS	INT	YARDS	AVG	LONG	TD
1t	Ingram	BUF	DB	2	56	28.0	31t	1
1t	Jones	IND	DB	2	5	2.5	5	0
3t	Benford	BUF	CB	1	6	6.0	6	0
3t	*Bullock	HOU	SAF	1	0	0.0	0	0
3t	Conner	KC	DB	1	3	3.0	3	0
3t	Davis-Gaither	CIN	LB	1	12	12.0	12	0
3t	Dupree	LAC	OLB	1	0	0.0	0	0
3t	Echols	NYJ	CB	1	0	0.0	0	0
3t	D. Elliott	PIT	DB	1	0	0.0	0	0
3t	Ford	LAC	DT	1	3	3.0	3	0
3t	Hamlin	BUF	SS	1	19	19.0	19	0
3t	Humphrey	BAL	CB	1	0	0.0	0	0
3t	Jackson	PIT	CB	1	49	49.0	49	0
3t	B. Jones	DEN	SAF	1	37	37.0	37	0
3t	Kazee	PIT	SS	1	5	5.0	5	0
3t	Kohou	MIA	CB	1	2	2.0	2	0
3t	*Lassiter	HOU	CB	1	9	9.0	9	0
3t	Molden	LAC	CB	1	3	3.0	3	0
3t	Sieler	MIA	DE	1	0	0.0	0	0
3t	Singleton	DEN	LB	1	21	21.0	21	0
3t	Smith	BAL	ILB	1	0	0.0	0	0
3t	Spillane	LV	LB	1	0	0.0	0	0
3t	Stingley	HOU	CB	1	0	0.0	0	0
3t	Taylor-Britt	CIN	CB	1	0	0.0	0	0
3t	Trice	PIT	CB	1	0	0.0	0	0
26	Ja. Watson	KC	CB	0	12	---	12	0

2024 NATIONAL FOOTBALL LEAGUE

AFC SACK LEADERS

RANK	PLAYER	TEAM	POS	SACKS
1	McDonald	NYJ	DE	5.0
2t	Van Noy	BAL	MLB	4.0
2t	White	NE	DE	4.0
4t	Cooper	DEN	LB	3.0
4t	Crosby	LV	DE	3.0
4t	Hendrickson	CIN	DE	3.0
4t	Landry	TEN	LB	3.0
4t	Miller	BUF	OLB	3.0
4t	Rousseau	BUF	DE	3.0
4t	Watt	PIT	OLB	3.0
11t	Anderson	HOU	DE	2.5
11t	Mack	LAC	OLB	2.5
11t	Oweh	BAL	LB	2.5
14t	Allen	DEN	DE	2.0
14t	Barnett	HOU	DE	2.0
14t	Bosa	LAC	LB	2.0
14t	C. Campbell	MIA	DE	2.0
14t	Edwards	HOU	DE	2.0
14t	Garrett	CLE	DE	2.0
14t	Ni. Herbig	PIT	LB	2.0
14t	Murray	TEN	LB	2.0
14t	Settle	HOU	DT	2.0
14t	Smith	CLE	DE	2.0
14t	Tillman	DEN	LB	2.0
14t	Walker	JAX	DE	2.0
26t	Buckner	IND	DT	1.5
26t	Clemons	NYJ	DE	1.5
26t	Hunter	HOU	DE	1.5
26t	Paye	IND	DE	1.5
26t	Thomas	NYJ	DE	1.5
31t	Adams	PIT	DT	1.0
31t	Adams	NYJ	SS	1.0
31t	Adebawore	IND	DT	1.0
31t	Al-Shaair	HOU	LB	1.0
31t	Anudike-Uzomah	KC	DE	1.0
31t	Armstead	JAX	DE	1.0
31t	Bonitto	DEN	LB	1.0
31t	Bryan	IND	DT	1.0
31t	Clark	NYJ	FS	1.0
31t	Conner	KC	DB	1.0
31t	Dugger	NE	SS	1.0
31t	*Elliss	DEN	LB	1.0
31t	Epenesa	BUF	DE	1.0
31t	Fatukasi	HOU	DT	1.0
31t	Franklin-Myers	DEN	DE	1.0
31t	Gardner	NYJ	CB	1.0
31t	Hand	MIA	DE	1.0
31t	Ca. Heyward	PIT	DT	1.0
31t	Hicks	CLE	MLB	1.0
31t	Highsmith	PIT	LB	1.0
31t	D. Hill	CIN	DB	1.0
31t	Hines-Allen	JAX	DE	1.0
31t	Ingram	BUF	DB	1.0
31t	James	LAC	FS	1.0
31t	Jefferson	CLE	DE	1.0

2024 NATIONAL FOOTBALL LEAGUE

AFC SACK LEADERS

RANK	PLAYER	TEAM	POS	SACKS
31t	Ch. Jones	KC	DE	1.0
31t	Joseph-Day	TEN	DT	1.0
31t	Karlaftis	KC	DE	1.0
31t	Key	DEN	SAF	1.0
31t	Kinlaw	NYJ	DE	1.0
31t	*Latu	IND	DE	1.0
31t	Lewis	IND	DE	1.0
31t	Ogbah	MIA	OLB	1.0
31t	Ojabo	BAL	LB	1.0
31t	Okoronkwo	CLE	DE	1.0
31t	Oliver	BUF	DT	1.0
31t	Oluokun	JAX	LB	1.0
31t	Pennel	KC	DT	1.0
31t	Perryman	LAC	MLB	1.0
31t	Phillips	MIA	OLB	1.0
31t	Roberts	PIT	OLB	1.0
31t	Sieler	MIA	DE	1.0
31t	Simmons	TEN	DT	1.0
31t	*Solomon	BUF	DE	1.0
31t	Spillane	LV	LB	1.0
31t	Tomlinson	CLE	DE	1.0
31t	Toohill	BUF	DE	1.0
31t	To'oTo'o	HOU	LB	1.0
31t	Uche	NE	LB	1.0
31t	Quin. Williams	NYJ	NT	1.0
31t	Wise	NE	DE	1.0
31t	Wright	CLE	DE	1.0

2024 NATIONAL FOOTBALL LEAGUE

AFC LEADERS IN FUMBLE RECOVERIES

RANK	PLAYER	TEAM	POS	TOTAL	OWN TEAM	OPP TEAM
1t	Burrow	CIN	QB	2	2	0
1t	Richardson	IND	QB	2	2	0
3t	Allen	BUF	QB	1	1	0
3t	Anudike-Uzomah	KC	DE	1	0	1
3t	Armstead	MIA	OT	1	1	0
3t	Bitonio	CLE	OG	1	1	0
3t	Chestnut	TEN	RB	1	0	1
3t	Clark	NYJ	FS	1	0	1
3t	Conner	KC	DB	1	0	1
3t	Delpit	CLE	SAF	1	0	1
3t	Fields	PIT	QB	1	1	0
3t	Foreman	CLE	RB	1	1	0
3t	Hawkins	NE	SAF	1	0	1
3t	Herbert	LAC	QB	1	1	0
3t	Hickman	CLE	SAF	1	0	1
3t	D. Johnson	JAX	RB	1	1	0
3t	B. Jones	DEN	SAF	1	0	1
3t	M. Jones	NE	CB	1	0	1
3t	Jordan	NE	OG	1	1	0
3t	Kohou	MIA	CB	1	0	1
3t	*Latu	IND	DE	1	0	1
3t	Mack	LAC	OLB	1	0	1
3t	Miller	LV	OT	1	1	0
3t	Pratt	CIN	LB	1	0	1
3t	Skinner	DEN	SAF	1	0	1
3t	Slater	LAC	OT	1	1	0
3t	Stevenson	NE	RB	1	1	0
3t	Stewart	IND	DT	1	0	1
3t	Taylor	LAC	CB	1	0	1
3t	Toohill	BUF	DE	1	0	1
3t	Trautman	DEN	TE	1	1	0
3t	Warren	PIT	RB	1	1	0
3t	Washington	JAX	WR	1	1	0
3t	Watt	PIT	OLB	1	0	1
3t	Williams	BUF	LB	1	0	1
3t	Williams	BAL	FS	1	0	1
3t	Quin. Williams	NYJ	OLB	1	0	1
3t	Wilson	MIA	RB	1	1	0

2024 NATIONAL FOOTBALL LEAGUE

AFC LEADERS IN RECOVERIES OF FUMBLES BY OWN TEAM

RANK	PLAYER	TEAM	POS	REC	YARDS	AVG	LONG	TD
1t	Burrow	CIN	QB	2	0	0.0	0t	0
1t	Richardson	IND	QB	2	0	0.0	0t	0
3t	Allen	BUF	QB	1	0	0.0	0t	0
3t	Armstead	MIA	OT	1	0	0.0	0t	0
3t	Bitonio	CLE	OG	1	0	0.0	0t	0
3t	Fields	PIT	QB	1	0	0.0	0t	0
3t	Foreman	CLE	RB	1	0	0.0	0t	0
3t	Herbert	LAC	QB	1	0	0.0	0t	0
3t	D. Johnson	JAX	RB	1	0	0.0	0t	0
3t	Jordan	NE	OG	1	0	0.0	0t	0
3t	Miller	LV	OT	1	0	0.0	0t	0
3t	Slater	LAC	OT	1	0	0.0	0t	0
3t	Stevenson	NE	RB	1	0	0.0	0t	0
3t	Trautman	DEN	TE	1	2	2.0	2	0
3t	Warren	PIT	RB	1	0	0.0	0t	0
3t	Washington	JAX	WR	1	0	0.0	0t	0
3t	Wilson	MIA	RB	1	0	0.0	0t	0
18t	Akers	HOU	RB	0	0	---	0t	0
18t	Anudike-Uzomah	KC	DE	0	0	---	0t	0
18t	Bozeman	LAC	C	0	0	---	0t	0
18t	Chestnut	TEN	RB	0	0	---	0t	0
18t	Clark	NYJ	FS	0	0	---	0t	0
18t	Conner	KC	DB	0	0	---	0	0
18t	Delpit	CLE	SAF	0	0	---	0t	0
18t	*Estime	DEN	RB	0	0	---	0t	0
18t	Etienne	JAX	RB	0	0	---	0t	0
18t	Hall	NYJ	RB	0	0	---	0t	0
18t	Hawkins	NE	SAF	0	0	---	0t	0
18t	Hickman	CLE	SAF	0	0	---	0t	0
18t	Hudson	CIN	TE	0	0	---	0t	0
18t	Ingold	MIA	FB	0	0	---	0t	0
18t	L. Jackson	BAL	QB	0	0	---	0t	0
18t	B. Jones	DEN	SAF	0	0	---	0	0
18t	Jones	CIN	WR	0	0	---	0t	0
18t	M. Jones	JAX	QB	0	0	---	0t	0
18t	M. Jones	NE	CB	0	0	---	0t	0
18t	Kohou	MIA	CB	0	0	---	0	0
18t	*Latu	IND	DE	0	0	---	0	0
18t	Lawrence	JAX	QB	0	0	---	0t	0
18t	Levis	TEN	QB	0	0	---	0t	0
18t	Mack	LAC	OLB	0	0	---	0	0
18t	McLaughlin	DEN	RB	0	0	---	0t	0
18t	Minshew	LV	QB	0	0	---	0t	0
18t	Pratt	CIN	LB	0	0	---	0t	0
18t	Skinner	DEN	SAF	0	0	---	0t	0
18t	*Steele	KC	RB	0	0	---	0t	0
18t	Stewart	IND	DT	0	0	---	0t	0
18t	Taylor	LAC	CB	0	0	---	0t	0
18t	Toohill	BUF	DE	0	0	---	0t	0
18t	D. Watson	CLE	QB	0	0	---	0t	0
18t	Watt	PIT	OLB	0	0	---	0t	0
18t	White	LV	RB	0	0	---	0t	0
18t	Williams	BUF	LB	0	0	---	0t	0
18t	Williams	DEN	RB	0	0	---	0t	0
18t	Williams	BAL	FS	0	0	---	0t	0

2024 NATIONAL FOOTBALL LEAGUE

AFC LEADERS IN RECOVERIES OF FUMBLES BY OWN TEAM

RANK	PLAYER	TEAM	POS	REC	YARDS	AVG	LONG	TD
18t	Quin. Williams	NYJ	OLB	0	0	---	0t	0

2024 NATIONAL FOOTBALL LEAGUE

AFC LEADERS IN RECOVERIES OF FUMBLES BY OPPOSING TEAM

RANK	PLAYER	TEAM	POS	REC	YARDS	AVG	LONG	TD
1t	Anudike-Uzomah	KC	DE	1	0	0.0	0t	0
1t	Chestnut	TEN	RB	1	0	0.0	0t	0
1t	Clark	NYJ	FS	1	0	0.0	0t	0
1t	Conner	KC	DB	1	38	38.0	38t	1
1t	Delpit	CLE	SAF	1	0	0.0	0t	0
1t	Hawkins	NE	SAF	1	0	0.0	0t	0
1t	Hickman	CLE	SAF	1	0	0.0	0t	0
1t	B. Jones	DEN	SAF	1	34	34.0	34	0
1t	M. Jones	NE	CB	1	17	17.0	17	0
1t	Kohou	MIA	CB	1	0	0.0	0t	0
1t	*Latu	IND	DE	1	0	0.0	0t	0
1t	Mack	LAC	OLB	1	22	22.0	22	0
1t	Pratt	CIN	LB	1	0	0.0	0t	0
1t	Skinner	DEN	SAF	1	0	0.0	0t	0
1t	Stewart	IND	DT	1	0	0.0	0t	0
1t	Taylor	LAC	CB	1	0	0.0	0t	0
1t	Toohill	BUF	DE	1	0	0.0	0t	0
1t	Watt	PIT	OLB	1	0	0.0	0t	0
1t	Williams	BUF	LB	1	0	0.0	0t	0
1t	Williams	BAL	FS	1	0	0.0	0t	0
1t	Quin. Williams	NYJ	OLB	1	0	0.0	0t	0

2024 NATIONAL FOOTBALL LEAGUE

NFC LEADING PASSERS

RANK	PLAYER	TEAM	ATT	COMP	COMP%	YDS	YPA	TD	TD%	LONG	INT	INT%	RATING
1	Darnold	MIN	78	53	67.9%	657	8.42	8	10.3%	97t	2	2.6%	117.3
2	Carr	NO	64	44	68.8%	585	9.14	6	9.4%	70t	2	3.1%	115.7
3	*Daniels	WAS	76	61	80.3%	664	8.74	2	2.6%	55	0	0.0%	111.8
4	Mayfield	TB	82	61	74.4%	637	7.77	6	7.3%	41t	2	2.4%	110.7
5	Purdy	SF	95	69	72.6%	842	8.86	4	4.2%	34	1	1.1%	109.2
6	K. Murray	ARI	86	59	68.6%	635	7.38	5	5.8%	60t	1	1.2%	104.6
7	G. Smith	SEA	103	77	74.8%	787	7.64	3	2.9%	71t	3	2.9%	93.8
8	Stafford	LAR	101	69	68.3%	754	7.47	2	2.0%	63	1	1.0%	92.6
9	Cousins	ATL	84	56	66.7%	626	7.45	4	4.8%	50	3	3.6%	89.7
10	Hurts	PHI	102	72	70.6%	772	7.57	3	2.9%	67t	4	3.9%	85.9
11	Prescott	DAL	122	74	60.7%	851	6.98	4	3.3%	65t	2	1.6%	85.8
12	Jones	NYG	104	62	59.6%	600	5.77	4	3.8%	28	2	1.9%	80.6
13	Goff	DET	106	70	66.0%	723	6.82	3	2.8%	52t	4	3.8%	79.2
14	*Ca. Williams	CHI	118	70	59.3%	630	5.34	2	1.7%	47	4	3.4%	65.3
15	Young	CAR	56	31	55.4%	245	4.38	0	0.0%	35	3	5.4%	44.1

2024 NATIONAL FOOTBALL LEAGUE

NFC LEADING PASSERS, RANKS

PLAYER	TEAM	ATT	COMP	COMP%	YDS	YPA	TD	TD%	INT	INT%	RATING
Darnold	MIN	12	13	9	8	4	1	1	5t	8	1
Carr	NO	14	14	6	14	1	2t	2	5t	10	2
*Daniels	WAS	13	9t	1	7	3	13t	12	1	1	3
Mayfield	TB	11	9t	3	9	5	2t	3	5t	7	4
Purdy	SF	8	6t	4	2	2	5t	6	2t	3	5
K. Murray	ARI	9	11	7	10	10	4	4	2t	4	6
G. Smith	SEA	5	1	2	3	6	9t	10	10t	9	7
Stafford	LAR	7	6t	8	5	8	13t	13	2t	2	8
Cousins	ATL	10	12	10	12	9	5t	5	10t	12	9
Hurts	PHI	6	3	5	4	7	9t	9	13t	14	10
Prescott	DAL	1	2	12	1	11	5t	8	5t	5	11
Jones	NYG	4	8	13	13	13	5t	7	5t	6	12
Goff	DET	3	4t	11	6	12	9t	11	13t	13	13
*Ca. Williams	CHI	2	4t	14	11	14	13t	14	13t	11	14
Young	CAR	15	15	15	18	15	18t	15	10t	15	15

2024 NATIONAL FOOTBALL LEAGUE

NFC FOURTH-QUARTER PASSING LEADERS

RANK	PLAYER	TEAM	ATT	COMP	COMP%	YDS	YPA	TD	TD%	INT	INT%	RATING
1	Mayfield	TB	22	19	86.4%	172	7.82	2	9.1%	0	0.0%	129.5
2	*Daniels	WAS	26	23	88.5%	248	9.54	1	3.8%	0	0.0%	119.2
3	G. Smith	SEA	19	16	84.2%	158	8.32	1	5.3%	0	0.0%	118.9
4	Stafford	LAR	25	18	72.0%	219	8.76	1	4.0%	0	0.0%	111.9
5	Purdy	SF	26	22	84.6%	254	9.77	0	0.0%	0	0.0%	107.4
6	Darnold	MIN	13	8	61.5%	61	4.69	1	7.7%	0	0.0%	98.6
7	*Ca. Williams	CHI	36	22	61.1%	182	5.06	2	5.6%	1	2.8%	81.0
8	Prescott	DAL	40	21	52.5%	245	6.13	2	5.0%	1	2.5%	77.6
9	K. Murray	ARI	30	17	56.7%	173	5.77	0	0.0%	0	0.0%	73.3
10	Cousins	ATL	30	17	56.7%	162	5.40	1	3.3%	1	3.3%	69.0
11	Willis	GB	11	5	45.5%	70	6.36	0	0.0%	0	0.0%	66.5
12	Young	CAR	23	12	52.2%	98	4.26	0	0.0%	0	0.0%	63.3
13	Hurts	PHI	29	20	69.0%	220	7.59	0	0.0%	2	6.9%	62.4
14	Carr	NO	15	8	53.3%	110	7.33	1	6.7%	2	13.3%	59.7
15	Jones	NYG	31	16	51.6%	114	3.68	1	3.2%	1	3.2%	57.7
16	Goff	DET	36	21	58.3%	191	5.31	0	0.0%	2	5.6%	49.7

2024 NATIONAL FOOTBALL LEAGUE

NFC THIRD-DOWN PASSING LEADERS

RANK	PLAYER	TEAM	ATT	COMP	COMP%	YDS	YPA	TD	TD%	INT	INT%	RATING
1	K. Murray	ARI	18	14	77.8%	165	9.17	2	11.1%	0	0.0%	141.9
2	Willis	GB	17	12	70.6%	190	11.18	1	5.9%	0	0.0%	127.1
3	Prescott	DAL	27	19	70.4%	239	8.85	2	7.4%	0	0.0%	122.3
4	Darnold	MIN	25	16	64.0%	153	6.12	3	12.0%	0	0.0%	120.5
5	Purdy	SF	19	12	63.2%	134	7.05	2	10.5%	0	0.0%	119.2
6	Jones	NYG	29	18	62.1%	210	7.24	3	10.3%	0	0.0%	118.5
7	Carr	NO	15	9	60.0%	134	8.93	1	6.7%	0	0.0%	111.5
8	*Daniels	WAS	17	11	64.7%	137	8.06	1	5.9%	0	0.0%	109.2
9	Cousins	ATL	19	11	57.9%	105	5.53	2	10.5%	0	0.0%	108.4
10	Goff	DET	28	15	53.6%	168	6.00	2	7.1%	0	0.0%	95.5
11	Mayfield	TB	25	16	64.0%	177	7.08	2	8.0%	2	8.0%	78.3
12	Stafford	LAR	22	13	59.1%	120	5.45	0	0.0%	0	0.0%	74.1
13	G. Smith	SEA	26	17	65.4%	164	6.31	0	0.0%	2	7.7%	50.8
14	Hurts	PHI	26	15	57.7%	226	8.69	0	0.0%	3	11.5%	46.8
15	*Ca. Williams	CHI	33	18	54.5%	166	5.03	0	0.0%	2	6.1%	43.2
16	Young	CAR	15	5	33.3%	26	1.73	0	0.0%	1	6.7%	14.6

2024 NATIONAL FOOTBALL LEAGUE

NFC LEADING RUSHERS

RANK	PLAYER	TEAM	ATT	YDS	AVG	LONG	TD
1	Barkley	PHI	63	351	5.6	65t	4
2	Mason	SF	67	324	4.8	24	2
3	Kamara	NO	61	285	4.7	17	4
4	Jacobs	GB	62	278	4.5	34	0
5	Montgomery	DET	51	231	4.5	21	3
6	A. Jones	MIN	42	228	5.4	39	1
7	Gibbs	DET	40	207	5.2	24	1
8	Robinson	WAS	45	206	4.6	40	2
9	Singleton	NYG	42	197	4.7	43	2
10	Robinson	ATL	48	196	4.1	19	1
11	Hubbard	CAR	37	192	5.2	23	0
12	Conner	ARI	46	189	4.1	22	2
13	*Daniels (QB)	WAS	38	171	4.5	17	3
14	K. Williams	LAR	54	164	3.0	13	4
15	K. Murray (QB)	ARI	15	161	10.7	29	0
16	*Irving	TB	25	154	6.2	32	0
17	Hurts (QB)	PHI	34	143	4.2	23	1
18	Charbonnet	SEA	40	141	3.5	13	3
19	Willis (QB)	GB	12	114	9.5	29	1
20	Chandler	MIN	25	112	4.5	25	0
21	Allgeier	ATL	19	106	5.6	15	0
22	Em. Wilson	GB	21	105	5.0	18	0
23	Walker	SEA	20	103	5.2	23t	1
24	Reed (WR)	GB	5	89	17.8	33t	1
25	Dowdle	DAL	23	88	3.8	10	0
26	Ekeler	WAS	13	83	6.4	24t	1
27	Williams	NO	20	76	3.8	14t	1
28	Swift	CHI	37	68	1.8	20	0
29t	Jones (QB)	NYG	19	67	3.5	9	0
29t	*Ca. Williams (QB)	CHI	11	67	6.1	24	0
31	White	TB	31	66	2.1	15	0
32	Purdy (QB)	SF	13	64	4.9	11	0
33	Elliott	DAL	19	62	3.3	9	1
34	M. Sanders	CAR	19	59	3.1	8	1
35	Mayfield (QB)	TB	8	55	6.9	12	1
36t	Demercado	ARI	4	53	13.3	41	0
36t	Hill (TE)	NO	8	53	6.6	12	0
38	G. Smith (QB)	SEA	11	36	3.3	34t	1
39	Darnold (QB)	MIN	8	35	4.4	18	0
40	*Benson	ARI	16	31	1.9	6	0
41	R. Johnson	CHI	8	30	3.8	9	0
42	*Corum	LAR	8	28	3.5	9	0
43	*Tracy	NYG	8	27	3.4	6	0
44t	Lamb (WR)	DAL	3	25	8.3	12	0
44t	Rivers	LAR	4	25	6.3	12	0
46	McCloud (WR)	ATL	2	23	11.5	20	0
47	Prescott (QB)	DAL	5	22	4.4	8	1
48	J. Williams (WR)	DET	3	21	7.0	15	0
49	Vaughn	DAL	7	20	2.9	4	0
50	*Guerendo	SF	6	19	3.2	6	0

2024 NATIONAL FOOTBALL LEAGUE

NFC THIRD-AND-ONE RUSHING LEADERS

RANK	PLAYER	TEAM	ATT	FD	PCT
1t	*Daniels (QB)	WAS	3	3	100.0%
1t	A. Jones	MIN	3	3	100.0%
1t	Charbonnet	SEA	2	2	100.0%
1t	Gibbs	DET	2	2	100.0%
1t	Montgomery	DET	2	2	100.0%
1t	Conner	ARI	1	1	100.0%
1t	Darnold (QB)	MIN	1	1	100.0%
1t	Dowdle	DAL	1	1	100.0%
1t	Elliott	DAL	1	1	100.0%
1t	Hill (TE)	NO	1	1	100.0%
1t	Hubbard	CAR	1	1	100.0%
1t	K. Murray (QB)	ARI	1	1	100.0%
1t	Prescott (QB)	DAL	1	1	100.0%
1t	Walker	SEA	1	1	100.0%
1t	Williams	NO	1	1	100.0%
1t	K. Williams	LAR	1	1	100.0%
17	Robinson	WAS	4	3	75.0%
18	Jacobs	GB	3	2	66.7%
19t	Hurts (QB)	PHI	4	2	50.0%
19t	Kamara	NO	2	1	50.0%
19t	Mason	SF	2	1	50.0%
19t	Purdy (QB)	SF	2	1	50.0%
19t	G. Smith (QB)	SEA	2	1	50.0%
19t	*Ca. Williams (QB)	CHI	2	1	50.0%

2024 NATIONAL FOOTBALL LEAGUE

NFC LEADERS IN RECEPTIONS

RANK	PLAYER	TEAM	REC	YDS	AVG	LONG	TD
1	*Nabers	NYG	23	271	11.8	28	3
2t	Godwin	TB	21	253	12.0	41t	3
2t	D. Smith	PHI	21	239	11.4	25	1
2t	St. Brown	DET	21	207	9.9	20	1
5	D. Moore	CHI	19	167	8.8	44	0
6t	Jennings	SF	18	276	15.3	34	3
6t	Kupp	LAR	18	147	8.2	24	1
8t	Metcalf	SEA	17	262	15.4	71t	2
8t	Goedert (TE)	PHI	17	239	14.1	61	0
8t	Smith-Njigba	SEA	17	175	10.3	24	0
11t	Kmet (TE)	CHI	15	128	8.5	19	1
11t	Robinson	NYG	15	123	8.2	20	1
13t	Jefferson	MIN	14	273	19.5	97t	3
13t	D. London	ATL	14	136	9.7	19	2
13t	McBride (TE)	ARI	14	122	8.7	21	0
16t	Lamb	DAL	13	218	16.8	65t	1
16t	Samuel	SF	13	164	12.6	28	0
16t	Dio. Johnson	CAR	13	156	12.0	35	1
16t	Lockett	SEA	13	138	10.6	19	0
20t	Olave	NO	12	178	14.8	39	1
20t	Mooney	ATL	12	169	14.1	41t	1
20t	McLaurin	WAS	12	139	11.6	55	1
20t	Ertz (TE)	WAS	12	128	10.7	21	0
20t	White (RB)	TB	12	98	8.2	32	0
20t	A. Jones (RB)	MIN	12	97	8.1	20	1
26t	J. Williams	DET	11	209	19.0	52t	1
26t	Aiyuk	SF	11	119	10.8	22	0
26t	Kittle (TE)	SF	11	116	10.5	26	1
26t	Mi. Wilson	ARI	11	100	9.1	28	1
26t	Dortch	ARI	11	93	8.5	14	0
26t	Robinson (RB)	ATL	11	89	8.1	17	0
26t	Gibbs (RB)	DET	11	76	6.9	20t	1
33t	*Harrison	ARI	10	198	19.8	60t	3
33t	Reed	GB	10	197	19.7	70t	1
33t	Tolbert	DAL	10	136	13.6	39	1
33t	Kamara (RB)	NO	10	132	13.2	57t	1
33t	Evans	TB	10	120	12.0	24	2
33t	T. Johnson	LAR	10	119	11.9	63	0
33t	Charbonnet (RB)	SEA	10	76	7.6	30t	1
33t	Barkley (RB)	PHI	10	53	5.3	18t	1
41t	*Odunze	CHI	9	156	17.3	47	1
41t	Ekeler (RB)	WAS	9	121	13.4	27	0
41t	McCloud	ATL	9	111	12.3	20	0
41t	Ferguson (TE)	DAL	9	110	12.2	26	0
41t	N. Fant (TE)	SEA	9	85	9.4	16	0
41t	Hubbard (RB)	CAR	9	67	7.4	20	1
41t	Singleton (RB)	NYG	9	58	6.4	23	0
41t	K. Williams (RB)	LAR	9	58	6.4	15t	1
49t	Doubs	GB	8	130	16.3	39	0
49t	Thielen	CAR	8	109	13.6	32	1
49t	Pitts (TE)	ATL	8	105	13.1	50	1
49t	LaPorta (TE)	DET	8	94	11.8	24	0
49t	Parkinson (TE)	LAR	8	80	10.0	20	0
49t	Cooks	DAL	8	75	9.4	21t	1
49t	Dowdle (RB)	DAL	8	59	7.4	18	0

2024 NATIONAL FOOTBALL LEAGUE

NFC LEADERS IN RECEPTIONS

RANK	PLAYER	TEAM	REC	YDS	AVG	LONG	TD
49t	Montgomery (RB)	DET	8	54	6.8	15	0
49t	Otton (TE)	TB	8	52	6.5	13	0

2024 NATIONAL FOOTBALL LEAGUE

NFC RECEIVING YARDAGE LEADERS

RANK	PLAYER	TEAM	YDS	REC	AVG	LONG	TD
1	Jennings	SF	276	18	15.3	34	3
2	Jefferson	MIN	273	14	19.5	97t	3
3	*Nabers	NYG	271	23	11.8	28	3
4	Metcalf	SEA	262	17	15.4	71t	2
5	Godwin	TB	253	21	12.0	41t	3
6t	Goedert (TE)	PHI	239	17	14.1	61	0
6t	D. Smith	PHI	239	21	11.4	25	1
8	Lamb	DAL	218	13	16.8	65t	1
9	J. Williams	DET	209	11	19.0	52t	1
10	St. Brown	DET	207	21	9.9	20	1
11	*Harrison	ARI	198	10	19.8	60t	3
12	Reed	GB	197	10	19.7	70t	1
13	Olave	NO	178	12	14.8	39	1
14	Smith-Njigba	SEA	175	17	10.3	24	0
15t	Mooney	ATL	169	12	14.1	41t	1
15t	Shaheed	NO	169	7	24.1	70t	2
17	D. Moore	CHI	167	19	8.8	44	0
18	Samuel	SF	164	13	12.6	28	0
19t	Dio. Johnson	CAR	156	13	12.0	35	1
19t	*Odunze	CHI	156	9	17.3	47	1
21	Kupp	LAR	147	18	8.2	24	1
22	Atwell	LAR	141	7	20.1	50	0
23	McLaurin	WAS	139	12	11.6	55	1
24	Lockett	SEA	138	13	10.6	19	0
25t	D. London	ATL	136	14	9.7	19	2
25t	Tolbert	DAL	136	10	13.6	39	1
27	Kamara (RB)	NO	132	10	13.2	57t	1
28	Doubs	GB	130	8	16.3	39	0
29t	Ertz (TE)	WAS	128	12	10.7	21	0
29t	Kmet (TE)	CHI	128	15	8.5	19	1
31	Robinson	LAR	124	7	17.7	42	0
32	Robinson	NYG	123	15	8.2	20	1
33	McBride (TE)	ARI	122	14	8.7	21	0
34	Ekeler (RB)	WAS	121	9	13.4	27	0
35	Evans	TB	120	10	12.0	24	2
36t	Aiyuk	SF	119	11	10.8	22	0
36t	A. Brown	PHI	119	5	23.8	67t	1
36t	T. Johnson	LAR	119	10	11.9	63	0
39	Kittle (TE)	SF	116	11	10.5	26	1
40	McCloud	ATL	111	9	12.3	20	0
41	Ferguson (TE)	DAL	110	9	12.2	26	0
42	Thielen	CAR	109	8	13.6	32	1
43	Nailor	MIN	106	7	15.1	26	3
44	Pitts (TE)	ATL	105	8	13.1	50	1
45	Mi. Wilson	ARI	100	11	9.1	28	1
46	White (RB)	TB	98	12	8.2	32	0
47	A. Jones (RB)	MIN	97	12	8.1	20	1
48	LaPorta (TE)	DET	94	8	11.8	24	0
49	Dortch	ARI	93	11	8.5	14	0
50	Robinson (RB)	ATL	89	11	8.1	17	0

2024 NATIONAL FOOTBALL LEAGUE

NFC THIRD-DOWN RECEIVING LEADERS

RANK	PLAYER	TEAM	REC	YDS	AVG	LONG	TD
1	*Nabers	NYG	9	136	15.1	28	2
2	Godwin	TB	8	107	13.4	24	0
3	Robinson	NYG	7	59	8.4	15	1
4t	St. Brown	DET	6	69	11.5	18	1
4t	Kmet (TE)	CHI	6	43	7.2	12	0
6t	Goedert (TE)	PHI	5	143	28.6	61	0
6t	Reed	GB	5	111	22.2	70t	1
6t	Dortch	ARI	5	50	10.0	14	0
6t	Cooks	DAL	5	46	9.2	21t	1
6t	Charbonnet (RB)	SEA	5	19	3.8	7	0
11t	Doubs	GB	4	84	21.0	39	0
11t	Smith-Njigba	SEA	4	60	15.0	24	0
11t	Jennings	SF	4	48	12.0	31t	2
11t	D. Moore	CHI	4	46	11.5	19	0
11t	Olave	NO	4	45	11.3	15	0
11t	Jefferson	MIN	4	43	10.8	16	1
11t	Kittle (TE)	SF	4	38	9.5	14	0
11t	Carter	CHI	4	36	9.0	14	0
11t	LaPorta (TE)	DET	4	29	7.3	12	0
11t	Mundt (TE)	MIN	4	23	5.8	9	1
11t	Mi. Wilson	ARI	4	21	5.3	8	1
22t	Dio. Johnson	CAR	3	63	21.0	35	1
22t	Lockett	SEA	3	35	11.7	19	0
22t	Parkinson (TE)	LAR	3	35	11.7	15	0
22t	D. London	ATL	3	29	9.7	14t	2
22t	Powell	MIN	3	29	9.7	13	0
22t	M. Sanders (RB)	CAR	3	14	4.7	11	0
22t	White (RB)	TB	3	6	2.0	4	0
29t	Shaheed	NO	2	76	38.0	59t	1
29t	Watson	GB	2	67	33.5	37	0
29t	J. Williams	DET	2	65	32.5	52t	1
29t	Ertz (TE)	WAS	2	41	20.5	21	0
29t	Luepke (RB)	DAL	2	41	20.5	24	0
29t	Atwell	LAR	2	35	17.5	24	0
29t	Mooney	ATL	2	32	16.0	17	0
29t	Ferguson (TE)	DAL	2	31	15.5	24	0
29t	McLaurin	WAS	2	31	15.5	27t	1
29t	*Odunze	CHI	2	31	15.5	17	0
29t	Aiyuk	SF	2	28	14.0	14	0
29t	A. Brown	PHI	2	28	14.0	20	0
29t	Ekeler (RB)	WAS	2	28	14.0	16	0
29t	Turpin	DAL	2	28	14.0	16t	1
29t	Demercado (RB)	ARI	2	26	13.0	24	0
29t	Evans	TB	2	25	12.5	24	1
29t	Metcalfe	SEA	2	21	10.5	15	0
29t	Wicks	GB	2	21	10.5	14t	1
29t	T. Johnson	LAR	2	19	9.5	13	0
29t	D. Smith	PHI	2	19	9.5	14	0
29t	Thielen	CAR	2	19	9.5	14	0
29t	Pitts (TE)	ATL	2	16	8.0	8	0
29t	Elliott (RB)	DAL	2	15	7.5	15	0
29t	Slayton	NYG	2	15	7.5	8	0
29t	D. Brown	WAS	2	13	6.5	8	0
29t	Robinson (RB)	ATL	2	12	6.0	7	0
29t	Tremble (TE)	CAR	2	12	6.0	7	0

2024 NATIONAL FOOTBALL LEAGUE

NFC THIRD-DOWN RECEIVING LEADERS

RANK	PLAYER	TEAM	REC	YDS	AVG	LONG	TD
29t	Kupp	LAR	2	11	5.5	13	0
29t	*McCaffrey	WAS	2	11	5.5	8	0
29t	*Tipton	NO	2	11	5.5	6	0
29t	Barkley (RB)	PHI	2	8	4.0	4	0
29t	K. Williams (RB)	LAR	2	8	4.0	9	0
29t	Mingo	CAR	2	3	1.5	6	0
29t	Gibbs (RB)	DET	2	2	1.0	1	0

2024 NATIONAL FOOTBALL LEAGUE

NFC LEADING SCORERS (NON-KICKING)

RANK	PLAYER	TEAM	POS	TOUCHDOWNS				X2	PTS
				TOTAL	RUSH	REC	RET		
1	Barkley	PHI	RB	5	4	1	0	2	34
2t	Kamara	NO	RB	5	4	1	0	0	30
2t	K. Williams	LAR	RB	5	4	1	0	0	30
4	Charbonnet	SEA	RB	4	3	1	0	0	24
5t	*Daniels	WAS	QB	3	3	0	0	0	18
5t	Godwin	TB	WR	3	0	3	0	0	18
5t	*Harrison	ARI	WR	3	0	3	0	0	18
5t	Jefferson	MIN	WR	3	0	3	0	0	18
5t	Jennings	SF	WR	3	0	3	0	0	18
5t	Montgomery	DET	RB	3	3	0	0	0	18
5t	*Nabers	NYG	WR	3	0	3	0	0	18
5t	Nailor	MIN	WR	3	0	3	0	0	18
13	Conner	ARI	RB	2	2	0	0	1	14
14t	Evans	TB	WR	2	0	2	0	0	12
14t	Gibbs	DET	RB	2	1	1	0	0	12
14t	A. Jones	MIN	RB	2	1	1	0	0	12
14t	D. London	ATL	WR	2	0	2	0	0	12
14t	Mason	SF	RB	2	2	0	0	0	12
14t	Metcalfe	SEA	WR	2	0	2	0	0	12
14t	Reed	GB	WR	2	1	1	0	0	12
14t	Robinson	WAS	RB	2	2	0	0	0	12
14t	Shaheed	NO	WR	2	0	2	0	0	12
14t	Singletary	NYG	RB	2	2	0	0	0	12
14t	Turpin	DAL	WR	2	0	1	1	0	12
25t	Alexander	GB	CB	1	0	0	1	0	6
25t	A. Brown	PHI	WR	1	0	1	0	0	6
25t	Carr	NO	QB	1	1	0	0	0	6
25t	Cooks	DAL	WR	1	0	1	0	0	6
25t	Dallas	ARI	RB	1	0	0	1	0	6
25t	Ekeler	WAS	RB	1	1	0	0	0	6
25t	Elliott	DAL	RB	1	1	0	0	0	6
25t	Herbert	CHI	RB	1	1	0	0	0	6
25t	Higgins	ARI	TE	1	0	1	0	0	6
25t	Hubbard	CAR	RB	1	0	1	0	0	6
25t	Hurts	PHI	QB	1	1	0	0	0	6
25t	Dio. Johnson	CAR	WR	1	0	1	0	0	6
25t	Johnson	NO	TE	1	0	1	0	0	6
25t	Kittle	SF	TE	1	0	1	0	0	6
25t	Kmet	CHI	TE	1	0	1	0	0	6
25t	Kupp	LAR	WR	1	0	1	0	0	6
25t	Lamb	DAL	WR	1	0	1	0	0	6
25t	Mayfield	TB	QB	1	1	0	0	0	6
25t	McBride	ARI	TE	1	0	0	1	0	6
25t	McLaurin	WAS	WR	1	0	1	0	0	6
25t	*McMillan	TB	WR	1	0	1	0	0	6
25t	Mooney	ATL	WR	1	0	1	0	0	6

2024 NATIONAL FOOTBALL LEAGUE

NFC LEADING SCORERS (NON-KICKING)

RANK	PLAYER	TEAM	POS	TOUCHDOWNS				X2	PTS
				TOTAL	RUSH	REC	RET		
25t	Moreau	NO	TE	1	0	1	0	0	6
25t	Mundt	MIN	TE	1	0	1	0	0	6
25t	*Ogunze	CHI	WR	1	0	1	0	0	6
25t	Olave	NO	WR	1	0	1	0	0	6
25t	Owens	CHI	DB	1	0	0	1	0	6
25t	Pitts	ATL	TE	1	0	1	0	0	6
25t	Prescott	DAL	QB	1	1	0	0	0	6
25t	Robinson	ATL	RB	1	1	0	0	0	6
25t	Robinson	NYG	WR	1	0	1	0	0	6
25t	Samuel	SF	WR	1	1	0	0	0	6
25t	M. Sanders	CAR	RB	1	1	0	0	0	6
25t	Scott	WAS	OT	1	0	1	0	0	6
25t	D. Smith	PHI	WR	1	0	1	0	0	6
25t	G. Smith	SEA	QB	1	1	0	0	0	6
25t	St. Brown	DET	WR	1	0	1	0	0	6
25t	Stevenson	CHI	CB	1	0	0	1	0	6
25t	Thielen	CAR	WR	1	0	1	0	0	6
25t	Tolbert	DAL	WR	1	0	1	0	0	6
25t	Van Ginkel	MIN	OLB	1	0	0	1	0	6
25t	Walker	SEA	RB	1	1	0	0	0	6
25t	Watson	GB	WR	1	0	1	0	0	6
25t	Wicks	GB	WR	1	0	1	0	0	6
25t	Williams	NO	RB	1	1	0	0	0	6
25t	J. Williams	DET	WR	1	0	1	0	0	6
25t	Willis	GB	QB	1	1	0	0	0	6
25t	Em. Wilson	GB	RB	1	0	1	0	0	6
25t	Mi. Wilson	ARI	WR	1	0	1	0	0	6
25t	Young	CAR	QB	1	1	0	0	0	6

2024 NATIONAL FOOTBALL LEAGUE

NFC LEADING SCORERS (KICKING)

RANK	PLAYER	TEAM	PAT	FG	FG%	LONG	PTS
1	Aubrey	DAL	5/5	10/10	100.0%	65	35
2	*Narveson	GB	6/6	9/11	81.8%	47	33
3t	Grupe	NO	10/11	7/7	100.0%	57	31
3t	Moody	SF	7/7	8/9	88.9%	53	31
5	Seibert	WAS	5/5	8/8	100.0%	45	29
6	Prater	ARI	8/8	6/6	100.0%	57	26
7t	Myers	SEA	7/7	6/7	85.7%	56	25
7t	*Reichard	MIN	10/10	5/5	100.0%	58	25
9	McLaughlin	TB	7/7	5/5	100.0%	56	22
10t	*Karty	LAR	6/6	5/5	100.0%	41	21
10t	Santos	CHI	3/3	6/7	85.7%	54	21
12	Bates	DET	5/6	5/5	100.0%	35	20
13t	Koo	ATL	4/4	5/5	100.0%	54	19
13t	Pineiro	CAR	4/4	5/5	100.0%	43	19
15	Elliott	PHI	6/6	4/5	80.0%	38	18
16	Gano	NYG	0/0	2/2	100.0%	50	6
17	Joseph	DET-NYG	3/3	0/1	0.0%	---	3
18	York	WAS	2/2	0/2	0.0%	---	2
19	Gillan	NYG	0/1	0/0	---	---	0

2024 NATIONAL FOOTBALL LEAGUE

2024 NATIONAL FOOTBALL LEAGUE

NFC TOUCHBACKS ON KICKOFFS

RANK	PLAYER	TEAM	TB
1	Evans	LAR	15
2t	Moody	SF	14
2t	Prater	ARI	14
2t	Reichard	MIN	14
5t	Bates	DET	13
5t	Narveson	GB	13
7t	Mann	PHI	12
7t	Myers	SEA	12
9	Aubrey	DAL	11
10t	Camarda	TB	10
10t	Pinion	ATL	10
12	Pineiro	CAR	6
13t	Grupe	NO	5
13t	Santos	CHI	5
15	Joseph	DET-NYG	4
16t	Gano	NYG	3
16t	Seibert	WAS	3
18	Gillan	NYG	2
19	York	WAS	1

2024 NATIONAL FOOTBALL LEAGUE

NFC MOST YARDS FROM SCRIMMAGE

RANK	PLAYER	TEAM	POS	TOTAL			RUSHING			RECEIVING		
				YDS	PLAYS	AVG	YDS	ATT	AVG	YDS	ATT	AVG
1	Kamara	NO	RB	417	71	5.9	285	61	4.7	132	10	13.2
2	Barkley	PHI	RB	404	73	5.5	351	63	5.6	53	10	5.3
3	Mason	SF	RB	344	71	4.8	324	67	4.8	20	4	5.0
4	A. Jones	MIN	RB	325	54	6.0	228	42	5.4	97	12	8.1
5	Jacobs	GB	RB	303	65	4.7	278	62	4.5	25	3	8.3
6	Reed	GB	WR	286	15	19.1	89	5	17.8	197	10	19.7
7t	Montgomery	DET	RB	285	59	4.8	231	51	4.5	54	8	6.8
7t	Robinson	ATL	RB	285	59	4.8	196	48	4.1	89	11	8.1
9	Gibbs	DET	RB	283	51	5.5	207	40	5.2	76	11	6.9
10	Jennings	SF	WR	276	18	15.3	0	0	---	276	18	15.3
11	*Nabers	NYG	WR	275	25	11.0	4	2	2.0	271	23	11.8
12	Jefferson	MIN	WR	273	14	19.5	0	0	---	273	14	19.5
13t	Metcalf	SEA	WR	262	17	15.4	0	0	---	262	17	15.4
13t	Robinson	WAS	RB	262	50	5.2	206	45	4.6	56	5	11.2
15	Hubbard	CAR	RB	259	46	5.6	192	37	5.2	67	9	7.4
16	Singletery	NYG	RB	255	51	5.0	197	42	4.7	58	9	6.4
17	Godwin	TB	WR	253	21	12.0	0	0	---	253	21	12.0
18	Lamb	DAL	WR	243	16	15.2	25	3	8.3	218	13	16.8
19t	Goedert	PHI	TE	239	17	14.1	0	0	---	239	17	14.1
19t	D. Smith	PHI	WR	239	21	11.4	0	0	---	239	21	11.4
21	Conner	ARI	RB	232	51	4.5	189	46	4.1	43	5	8.6
22	J. Williams	DET	WR	230	14	16.4	21	3	7.0	209	11	19.0
23	K. Williams	LAR	RB	222	63	3.5	164	54	3.0	58	9	6.4
24	Charbonnet	SEA	RB	217	50	4.3	141	40	3.5	76	10	7.6
25	St. Brown	DET	WR	207	21	9.9	0	0	---	207	21	9.9
26	Ekeler	WAS	RB	204	22	9.3	83	13	6.4	121	9	13.4
27	*Harrison	ARI	WR	198	10	19.8	0	0	---	198	10	19.8
28	Olave	NO	WR	185	13	14.2	7	1	7.0	178	12	14.8
29t	*Irving	TB	RB	182	30	6.1	154	25	6.2	28	5	5.6
29t	Shaheed	NO	WR	182	10	18.2	13	3	4.3	169	7	24.1
31	Samuel	SF	WR	177	23	7.7	13	10	1.3	164	13	12.6
32t	D. Moore	CHI	WR	175	21	8.3	8	2	4.0	167	19	8.8
32t	Smith-Njigba	SEA	WR	175	17	10.3	0	0	---	175	17	10.3
34	*Daniels	WAS	QB	171	38	4.5	171	38	4.5	0	0	---
35	Mooney	ATL	WR	169	12	14.1	0	0	---	169	12	14.1
36	White	TB	RB	164	43	3.8	66	31	2.1	98	12	8.2
37	K. Murray	ARI	QB	161	15	10.7	161	15	10.7	0	0	---
38	*Odunze	CHI	WR	158	10	15.8	2	1	2.0	156	9	17.3
39	Kupp	LAR	WR	157	20	7.9	10	2	5.0	147	18	8.2
40	Dio. Johnson	CAR	WR	156	13	12.0	0	0	---	156	13	12.0
41	Dowdle	DAL	RB	147	31	4.7	88	23	3.8	59	8	7.4
42	Hurts	PHI	QB	143	34	4.2	143	34	4.2	0	0	---
43	Em. Wilson	GB	RB	142	25	5.7	105	21	5.0	37	4	9.3
44	Atwell	LAR	WR	141	7	20.1	0	0	---	141	7	20.1
45	McLaurin	WAS	WR	139	12	11.6	0	0	---	139	12	11.6
46	Lockett	SEA	WR	138	13	10.6	0	0	---	138	13	10.6
47t	Chandler	MIN	RB	137	28	4.9	112	25	4.5	25	3	8.3
47t	Robinson	NYG	WR	137	16	8.6	14	1	14.0	123	15	8.2
49t	D. London	ATL	WR	136	14	9.7	0	0	---	136	14	9.7
49t	Tolbert	DAL	WR	136	10	13.6	0	0	---	136	10	13.6

2024 NATIONAL FOOTBALL LEAGUE

NFC LEADERS IN FIRST DOWNS

RANK	PLAYER	TEAM	POS	TOTAL	RUSH	REC
1t	Barkley	PHI	RB	20	16	4
1t	Kamara	NO	RB	20	18	2
3	Mason	SF	RB	19	16	3
4t	Godwin	TB	WR	17	0	17
4t	Robinson	ATL	RB	17	12	5
6t	Montgomery	DET	RB	16	15	1
6t	K. Williams	LAR	RB	16	14	2
8t	*Daniels	WAS	QB	15	15	0
8t	Gibbs	DET	RB	15	10	5
8t	Hubbard	CAR	RB	15	11	4
8t	*Nabers	NYG	WR	15	1	14
12t	Jacobs	GB	RB	14	13	1
12t	A. Jones	MIN	RB	14	11	3
14t	Conner	ARI	RB	13	12	1
14t	D. Smith	PHI	WR	13	0	13
16t	Jennings	SF	WR	12	0	12
16t	Robinson	WAS	RB	12	11	1
16t	St. Brown	DET	WR	12	0	12
19t	Olave	NO	WR	11	1	10
19t	Singleton	NYG	RB	11	9	2
21t	Charbonnet	SEA	RB	10	8	2
21t	Hurts	PHI	QB	10	10	0
21t	Jefferson	MIN	WR	10	0	10
21t	Lamb	DAL	WR	10	2	8
21t	Lockett	SEA	WR	10	0	10
21t	Samuel	SF	WR	10	1	9
27t	Ekeler	WAS	RB	9	3	6
27t	*Harrison	ARI	WR	9	0	9
27t	Dio. Johnson	CAR	WR	9	0	9
27t	D. Moore	CHI	WR	9	1	8
27t	Robinson	NYG	WR	9	1	8
27t	Smith-Njigba	SEA	WR	9	0	9
33t	Aiyuk	SF	WR	8	0	8
33t	Kmet	CHI	TE	8	0	8
33t	Kupp	LAR	WR	8	1	7
33t	Nailor	MIN	WR	8	1	7
33t	Reed	GB	WR	8	4	4
33t	J. Williams	DET	WR	8	2	6
33t	Em. Wilson	GB	RB	8	6	2
40t	Allgeier	ATL	RB	7	6	1
40t	Chandler	MIN	RB	7	5	2
40t	Evans	TB	WR	7	0	7
40t	Goedert	PHI	TE	7	0	7
40t	D. London	ATL	WR	7	0	7
40t	McCloud	ATL	WR	7	1	6
40t	Metcalf	SEA	WR	7	0	7
40t	Mooney	ATL	WR	7	0	7
40t	K. Murray	ARI	QB	7	7	0
40t	*Odunze	CHI	WR	7	0	7
40t	Tolbert	DAL	WR	7	0	7
40t	Williams	NO	RB	7	6	1

2024 NATIONAL FOOTBALL LEAGUE

NFC PUNTING YARDS LEADERS

RANK	PLAYER	TEAM	POS	PUNTS	YARDS	LONG	AVG	TB	BLK	DWN	OB	RETURNS		IN20	NET AVG
												TOT	YDS		
1	Pinion	ATL	P	9	461	65	51.2	1	0	1	0	6	68	0	41.4
2	Anger	DAL	P	11	556	62	50.5	0	0	0	1	7	101	3	41.4
3	Dickson	SEA	P	14	705	61	50.4	2	0	0	2	8	115	1	39.3
4	Gillikin	ARI	P	8	398	63	49.8	0	0	0	1	6	59	1	42.4
5	Fox	DET	P	11	544	68	49.5	3	0	2	1	1	0	8	44.0
6	Gillan	NYG	P	15	725	67	48.3	2	0	2	3	7	62	7	41.5
7	Evans	LAR	P	10	483	63	48.3	0	0	2	2	6	57	4	42.6
8	R. Wright	MIN	P	11	512	56	46.5	1	0	1	2	5	5	6	44.3
9t	Camarda	TB	P	10	457	67	45.7	0	0	3	0	4	59	4	39.8
9t	Whelan	GB	P	10	457	63	45.7	2	0	0	3	2	24	4	39.3
11	*T. Taylor	CHI	P	15	681	60	45.4	1	0	0	3	8	60	6	40.1
12	Hekker	CAR	P	16	679	64	42.4	0	0	4	2	6	75	4	37.8
13	*Hayball	NO	P	7	284	52	40.6	0	0	1	3	1	6	4	39.7

2024 NATIONAL FOOTBALL LEAGUE

NFC NET PUNTING YARDS LEADERS

RANK	PLAYER	TEAM	POS	PUNTS	YARDS	LONG	AVG	TB	BLK	DWN	OB	RETURNS		IN20	NET AVG
												TOT	YDS		
1	R. Wright	MIN	P	11	512	56	46.5	1	0	1	2	5	5	6	44.3
2	Fox	DET	P	11	544	68	49.5	3	0	2	1	1	0	8	44.0
3	Evans	LAR	P	10	483	63	48.3	0	0	2	2	6	57	4	42.6
4	Gillikin	ARI	P	8	398	63	49.8	0	0	0	1	6	59	1	42.4
5	Gillan	NYG	P	15	725	67	48.3	2	0	2	3	7	62	7	41.5
6	Pinion	ATL	P	9	461	65	51.2	1	0	1	0	6	68	0	41.4
7	Anger	DAL	P	11	556	62	50.5	0	0	0	1	7	101	3	41.4
8	*T. Taylor	CHI	P	15	681	60	45.4	1	0	0	3	8	60	6	40.1
9	Camarda	TB	P	10	457	67	45.7	0	0	3	0	4	59	4	39.8
10	*Hayball	NO	P	7	284	52	40.6	0	0	1	3	1	6	4	39.7
11	Whelan	GB	P	10	457	63	45.7	2	0	0	3	2	24	4	39.3
12	Dickson	SEA	P	14	705	61	50.4	2	0	0	2	8	115	1	39.3
13	Hekker	CAR	P	16	679	64	42.4	0	0	4	2	6	75	4	37.8

2024 NATIONAL FOOTBALL LEAGUE

2024 NATIONAL FOOTBALL LEAGUE

NFC PUNT RETURN LEADERS

RANK	PLAYER	TEAM	POS	RET	FC	YDS	AVG	LONG	TD
1	Turpin	DAL	WR	5	2	96	19.2	60t	1
2	Shaheed	NO	WR	4	1	60	15.0	47	0
3	Blackshear	CAR	RB	4	1	46	11.5	16	0
4	*D. Williams	SEA	CB	5	7	57	11.4	23	0
5	Williams	ATL	RB	5	2	51	10.2	28	0
6	Raymond	DET	WR	10	2	90	9.0	17	0
7	Carter	CHI	WR	8	4	69	8.6	20	0
8	*Cowing	SF	WR	4	1	24	6.0	9	0

2024 NATIONAL FOOTBALL LEAGUE

NFC KICKOFF RETURN LEADERS

RANK	PLAYER	TEAM	POS	RET	YDS	AVG	LONG	TD
1	Ekeler	WAS	RB	4	145	36.3	62	0
2	Carter	CHI	WR	4	143	35.8	67	0
3	Blackshear	CAR	RB	12	310	25.8	31	0
4	Gray	NYG	RB	8	202	25.3	30	0
5	J. Thomas	DAL	DB	6	144	24.0	33	0
6	Shenault	SEA	WR	5	119	23.8	31	0
7	Gainwell	PHI	RB	4	89	22.3	29	0

2024 NATIONAL FOOTBALL LEAGUE

2024 NATIONAL FOOTBALL LEAGUE

NFC INTERCEPTION LEADERS

RANK	PLAYER	TEAM	POS	INT	YARDS	AVG	LONG	TD
1	McKinney	GB	SAF	3	35	11.7	18	0
2t	Alexander	GB	CB	2	52	26.0	35t	1
2t	Blankenship	PHI	SAF	2	1	0.5	1	0
2t	J. Johnson	CHI	CB	2	11	5.5	9	0
2t	K. Joseph	DET	SAF	2	0	0.0	0	0
2t	Mathieu	NO	FS	2	23	11.5	23	0
7t	Adebo	NO	CB	1	47	47.0	47	0
7t	Bates	ATL	FS	1	0	0.0	0	0
7t	Branch	DET	SAF	1	1	1.0	1	0
7t	Bynum	MIN	SS	1	3	3.0	3	0
7t	Diggs	DAL	CB	1	1	1.0	1	0
7t	Edmunds	CHI	MLB	1	0	0.0	0	0
7t	Flannigan-Fowles	SF	LB	1	0	0.0	0	0
7t	Gardeck	ARI	LB	1	10	10.0	10	0
7t	Grugier-Hill	MIN	OLB	1	5	5.0	5	0
7t	Harris	NO	DB	1	7	7.0	7	0
7t	Horn	CAR	CB	1	0	0.0	0	0
7t	Howden	NO	SAF	1	-5	-5.0	-5	0
7t	Izien	TB	DB	1	17	17.0	17	0
7t	M. Jackson	CAR	CB	1	1	1.0	1	0
7t	J. Johnson	LAR	SS	1	0	0.0	0	0
7t	Kendricks	DAL	MLB	1	8	8.0	8	0
7t	Love	SEA	SS	1	0	0.0	0	0
7t	McCollum	TB	CB	1	4	4.0	4	0
7t	Metellus	MIN	SAF	1	12	12.0	12	0
7t	*Muasau	NYG	LB	1	1	1.0	1	0
7t	Simmons	ATL	FS	1	0	0.0	0	0
7t	Smith	MIN	FS	1	0	0.0	0	0
7t	Stevenson	CHI	CB	1	43	43.0	43t	1
7t	Van Ginkel	MIN	OLB	1	10	10.0	10t	1
7t	Warner	SF	MLB	1	25	25.0	25	0
7t	*Williams	GB	SAF	1	1	1.0	1	0
7t	Wilson	DAL	DB	1	0	0.0	0	0
7t	Er. Wilson	GB	LB	1	0	0.0	0	0
7t	Woolen	SEA	CB	1	4	4.0	4	0

2024 NATIONAL FOOTBALL LEAGUE

NFC SACK LEADERS

RANK	PLAYER	TEAM	POS	SACKS
1	Hutchinson	DET	DE	6.5
2t	Greenard	MIN	LB	4.0
2t	P. Jones	MIN	LB	4.0
4	Taylor	NO	CB	3.5
5t	Bresee	NO	DT	3.0
5t	Gardeck	ARI	LB	3.0
5t	Granderson	NO	DE	3.0
5t	D. Hall	SEA	LB	3.0
5t	Lawrence	NYG	DT	3.0
5t	Mafe	SEA	LB	3.0
5t	Pinnock	NYG	SS	3.0
5t	Van Ginkel	MIN	OLB	3.0
5t	Wyatt	GB	DT	3.0
14t	Baun	PHI	LB	2.0
14t	Bosa	SF	DE	2.0
14t	Dexter	CHI	DT	2.0
14t	Ferrell	WAS	DE	2.0
14t	Kendricks	DAL	MLB	2.0
14t	Lawrence	DAL	DE	2.0
14t	P. Smith	GB	DE	2.0
14t	D. Taylor	CHI	DE	2.0
14t	Young	LAR	LB	2.0
23t	Enagbare	GB	DE	1.5
23t	Jarrett	ATL	DT	1.5
23t	Judon	ATL	OLB	1.5
23t	McFadden	NYG	LB	1.5
23t	Okereke	NYG	ILB	1.5
23t	Peevy	CAR	DT	1.5
23t	L. Williams	SEA	DE	1.5
30t	Barnes	ARI	LB	1.0
30t	Burns	NYG	LB	1.0
30t	Cashman	MIN	LB	1.0
30t	*Chatman	NYG	DT	1.0
30t	Clark	ARI	CB	1.0
30t	Clowney	CAR	OLB	1.0
30t	Collins	SF	DT	1.0
30t	Collins	ARI	LB	1.0
30t	Davis	NO	OLB	1.0
30t	Davis	PHI	DT	1.0
30t	Dennis	TB	LB	1.0
30t	Dodson	SEA	LB	1.0
30t	Edmunds	CHI	MLB	1.0
30t	Floyd	SF	DE	1.0
30t	Gary	GB	DE	1.0
30t	Givens	SF	DT	1.0
30t	Golston	DAL	DE	1.0
30t	Hargrave	SF	NT	1.0
30t	*Jean-Baptiste	WAS	DE	1.0
30t	Jones	SEA	DE	1.0
30t	Leota	CAR	LB	1.0
30t	Lopez	ARI	DT	1.0
30t	Nixon	GB	DB	1.0
30t	Ojulari	NYG	LB	1.0
30t	Okuyinonu	SF	DT	1.0
30t	Onwuzurike	DET	DT	1.0

2024 NATIONAL FOOTBALL LEAGUE

NFC SACK LEADERS

RANK	PLAYER	TEAM	POS	SACKS
30t	Overshown	DAL	LB	1.0
30t	Parsons	DAL	LB	1.0
30t	*Phillips	NYG	DB	1.0
30t	Phillips	MIN	DT	1.0
30t	Ray	CAR	DE	1.0
30t	Redmond	MIN	DL	1.0
30t	Ja. Reed	SEA	DT	1.0
30t	Sanborn	CHI	LB	1.0
30t	Stills	ARI	DT	1.0
30t	Sweat	CHI	DE	1.0
30t	Tryon-Shoyinka	TB	LB	1.0
30t	*Turner	MIN	LB	1.0
30t	Turner	LAR	DT	1.0
30t	Van Ness	GB	DE	1.0
30t	*Verse	LAR	LB	1.0
30t	Warner	SF	MLB	1.0
30t	Williams	PHI	DT	1.0
30t	Ma. Wilson	ARI	LB	1.0

2024 NATIONAL FOOTBALL LEAGUE

NFC LEADERS IN FUMBLE RECOVERIES

RANK	PLAYER	TEAM	POS	TOTAL	OWN TEAM	OPP TEAM
1t	*Fiske	LAR	DT	2	0	2
1t	Robinson	ATL	RB	2	2	0
1t	Tolbert	DAL	WR	2	2	0
1t	Yiadam	SF	CB	2	1	1
5t	Allegretti	WAS	OG	1	1	0
5t	Baker	SEA	OLB	1	0	1
5t	Barkley	PHI	RB	1	1	0
5t	Belton	NYG	SAF	1	1	0
5t	Biadasz	WAS	C	1	1	0
5t	Byard	CHI	FS	1	0	1
5t	*Chatman	NYG	DT	1	0	1
5t	Chinn	WAS	SAF	1	0	1
5t	Collier	ARI	DE	1	0	1
5t	Collins	SF	DT	1	0	1
5t	Darnold	MIN	QB	1	1	0
5t	Edwards	CHI	LB	1	0	1
5t	Franks	CAR	TE	1	0	1
5t	Gay	NO	LB	1	0	1
5t	L. Hall	TB	DE	1	0	1
5t	Jenkins	CHI	OT	1	1	0
5t	Jewell	CAR	ILB	1	0	1
5t	Jones	NYG	QB	1	1	0
5t	J. Jones	ARI	DT	1	0	1
5t	Mason	SF	RB	1	1	0
5t	Mathieu	NO	FS	1	0	1
5t	Mayfield	TB	QB	1	1	0
5t	McBride	ARI	TE	1	1	0
5t	Melton	GB	WR	1	1	0
5t	Ojulari	NYG	LB	1	0	1
5t	Okereke	NYG	ILB	1	0	1
5t	Powell	MIN	WR	1	1	0
5t	Prescott	DAL	QB	1	1	0
5t	Skule	TB	OT	1	1	0
5t	G. Smith	SEA	QB	1	1	0
5t	Van Ness	GB	DE	1	0	1
5t	Ji. Ward	MIN	LB	1	0	1
5t	*Ca. Williams	CHI	QB	1	1	0
5t	Wyatt	GB	DT	1	0	1

2024 NATIONAL FOOTBALL LEAGUE

NFC LEADERS IN RECOVERIES OF FUMBLES BY OWN TEAM

RANK	PLAYER	TEAM	POS	REC	YARDS	AVG	LONG	TD
1t	Robinson	ATL	RB	2	0	0.0	0t	0
1t	Tolbert	DAL	WR	2	0	0.0	0t	0
3t	Allegretti	WAS	OG	1	0	0.0	0t	0
3t	Barkley	PHI	RB	1	0	0.0	0t	0
3t	Belton	NYG	SAF	1	0	0.0	0t	0
3t	Biadasz	WAS	C	1	0	0.0	0t	0
3t	Darnold	MIN	QB	1	0	0.0	0t	0
3t	Jenkins	CHI	OT	1	0	0.0	0t	0
3t	Jones	NYG	QB	1	0	0.0	0t	0
3t	Mason	SF	RB	1	0	0.0	0t	0
3t	Mayfield	TB	QB	1	0	0.0	0t	0
3t	McBride	ARI	TE	1	0	0.0	0t	1
3t	Melton	GB	WR	1	0	0.0	0t	0
3t	Powell	MIN	WR	1	7	7.0	7	0
3t	Prescott	DAL	QB	1	0	0.0	0t	0
3t	Skule	TB	OT	1	0	0.0	0t	0
3t	G. Smith	SEA	QB	1	0	0.0	0t	0
3t	*Ca. Williams	CHI	QB	1	0	0.0	0t	0
3t	Yiadam	SF	CB	1	0	0.0	0t	0
20t	Baker	SEA	OLB	0	0	---	0t	0
20t	Byard	CHI	FS	0	0	---	0t	0
20t	*Chatman	NYG	DT	0	0	---	0t	0
20t	Chinn	WAS	SAF	0	0	---	0t	0
20t	Collier	ARI	DE	0	0	---	0t	0
20t	Collins	SF	DT	0	0	---	0t	0
20t	Conner	ARI	RB	0	0	---	0t	0
20t	Cousins	ATL	QB	0	0	---	0t	0
20t	*Cowing	SF	WR	0	0	---	0t	0
20t	Edwards	CHI	LB	0	0	---	0t	0
20t	Ertz	WAS	TE	0	0	---	0t	0
20t	*Fiske	LAR	DT	0	0	---	0t	0
20t	Franks	CAR	TE	0	0	---	0t	0
20t	Gay	NO	LB	0	0	---	0t	0
20t	Gray	NYG	RB	0	0	---	0t	0
20t	L. Hall	TB	DE	0	0	---	0t	0
20t	Ham	MIN	FB	0	0	---	0t	0
20t	Hurts	PHI	QB	0	0	---	0t	0
20t	Jacobs	GB	RB	0	0	---	0t	0
20t	Jewell	CAR	ILB	0	0	---	0t	0
20t	A. Jones	MIN	RB	0	0	---	0t	0
20t	J. Jones	ARI	DT	0	0	---	0t	0
20t	V. Jones	CHI	WR	0	0	---	0t	0
20t	Lamb	DAL	WR	0	0	---	0t	0
20t	Mathieu	NO	FS	0	0	---	0t	0
20t	Mingo	CAR	WR	0	0	---	0t	0
20t	K. Murray	ARI	QB	0	0	---	0t	0
20t	*Odunze	CHI	WR	0	0	---	0t	0
20t	Ojulari	NYG	LB	0	0	---	0t	0
20t	Okereke	NYG	ILB	0	0	---	0t	0
20t	Otton	TB	TE	0	0	---	0t	0
20t	Purdy	SF	QB	0	0	---	0t	0
20t	Singleton	NYG	RB	0	0	---	0t	0
20t	Slayton	NYG	WR	0	0	---	0t	0
20t	Stafford	LAR	QB	0	0	---	0t	0
20t	Tune	ARI	QB	0	0	---	0t	0

2024 NATIONAL FOOTBALL LEAGUE

NFC LEADERS IN RECOVERIES OF FUMBLES BY OWN TEAM

RANK	PLAYER	TEAM	POS	REC	YARDS	AVG	LONG	TD
20t	Van Ness	GB	DE	0	0	---	0t	0
20t	Ji. Ward	MIN	LB	0	0	---	0t	0
20t	*D. Williams	SEA	CB	0	0	---	0t	0
20t	Wilson	NO	WR	0	0	---	0t	0
20t	Wyatt	GB	DT	0	0	---	0t	0

2024 NATIONAL FOOTBALL LEAGUE

NFC LEADERS IN RECOVERIES OF FUMBLES BY OPPOSING TEAM

RANK	PLAYER	TEAM	POS	REC	YARDS	AVG	LONG	TD
1	*Fiske	LAR	DT	2	8	4.0	8	0
2t	Baker	SEA	OLB	1	0	0.0	0t	0
2t	Byard	CHI	FS	1	0	0.0	0t	0
2t	*Chatman	NYG	DT	1	0	0.0	0t	0
2t	Chinn	WAS	SAF	1	0	0.0	0t	0
2t	Collier	ARI	DE	1	0	0.0	0t	0
2t	Collins	SF	DT	1	0	0.0	0t	0
2t	Edwards	CHI	LB	1	0	0.0	0t	0
2t	Franks	CAR	TE	1	0	0.0	0t	0
2t	Gay	NO	LB	1	4	4.0	4	0
2t	L. Hall	TB	DE	1	0	0.0	0t	0
2t	Jewell	CAR	ILB	1	0	0.0	0t	0
2t	J. Jones	ARI	DT	1	0	0.0	0t	0
2t	Mathieu	NO	FS	1	0	0.0	0t	0
2t	Ojulari	NYG	LB	1	0	0.0	0t	0
2t	Okereke	NYG	ILB	1	1	1.0	1	0
2t	Van Ness	GB	DE	1	0	0.0	0t	0
2t	Ji. Ward	MIN	LB	1	2	2.0	2	0
2t	Wyatt	GB	DT	1	0	0.0	0t	0
2t	Yiadam	SF	CB	1	0	0.0	0t	0

2024 NATIONAL FOOTBALL LEAGUE

NFL LEADING PASSERS

RANK	PLAYER	TEAM	ATT	COMP	COMP%	YDS	YPA	TD	TD%	LONG	INT	INT%	RATING
1	Allen	BUF	72	54	75.0%	634	8.81	7	9.7%	33	0	0.0%	133.7
2	Darnold	MIN	78	53	67.9%	657	8.42	8	10.3%	97t	2	2.6%	117.3
3	Carr	NO	64	44	68.8%	585	9.14	6	9.4%	70t	2	3.1%	115.7
4	*Daniels	WAS	76	61	80.3%	664	8.74	2	2.6%	55	0	0.0%	111.8
5	Mayfield	TB	82	61	74.4%	637	7.77	6	7.3%	41t	2	2.4%	110.7
6	Purdy	SF	95	69	72.6%	842	8.86	4	4.2%	34	1	1.1%	109.2
7	Burrow	CIN	103	73	70.9%	746	7.24	5	4.9%	47	0	0.0%	107.5
8	K. Murray	ARI	86	59	68.6%	635	7.38	5	5.8%	60t	1	1.2%	104.6
9	Rodgers	NYJ	86	58	67.4%	624	7.26	5	5.8%	36t	1	1.2%	103.1
10	Herbert	LAC	64	43	67.2%	399	6.23	4	6.3%	29t	1	1.6%	98.4
11	L. Jackson	BAL	90	59	65.6%	702	7.80	3	3.3%	56	1	1.1%	95.7
12	Fields	PIT	75	55	73.3%	518	6.91	2	2.7%	55t	1	1.3%	95.3
13	G. Smith	SEA	103	77	74.8%	787	7.64	3	2.9%	71t	3	2.9%	93.8
14	Stroud	HOU	99	67	67.7%	709	7.16	4	4.0%	55	2	2.0%	93.4
15	Stafford	LAR	101	69	68.3%	754	7.47	2	2.0%	63	1	1.0%	92.6
16	Minshew	LV	99	73	73.7%	747	7.55	3	3.0%	54	3	3.0%	92.4
17	Mahomes	KC	92	64	69.6%	659	7.16	5	5.4%	44t	4	4.3%	89.9
18	Cousins	ATL	84	56	66.7%	626	7.45	4	4.8%	50	3	3.6%	89.7
19	Hurts	PHI	102	72	70.6%	772	7.57	3	2.9%	67t	4	3.9%	85.9
20	Prescott	DAL	122	74	60.7%	851	6.98	4	3.3%	65t	2	1.6%	85.8
21	Jones	NYG	104	62	59.6%	600	5.77	4	3.8%	28	2	1.9%	80.6
22	Brissett	NE	69	42	60.9%	368	5.33	1	1.4%	35	0	0.0%	79.9
23	Goff	DET	106	70	66.0%	723	6.82	3	2.8%	52t	4	3.8%	79.2
24	Tagovailoa	MIA	62	40	64.5%	483	7.79	2	3.2%	80t	3	4.8%	78.9
25	Levis	TEN	94	64	68.1%	579	6.16	4	4.3%	40t	5	5.3%	76.5
26	Lawrence	JAX	89	47	52.8%	560	6.29	2	2.2%	66	1	1.1%	75.1
27	D. Watson	CLE	116	67	57.8%	551	4.75	3	2.6%	30	2	1.7%	71.4
28	*Ca. Williams	CHI	118	70	59.3%	630	5.34	2	1.7%	47	4	3.4%	65.3
29	*Nix	DEN	113	71	62.8%	600	5.31	0	0.0%	49	4	3.5%	61.8
30	Richardson	IND	73	36	49.3%	583	7.99	3	4.1%	60t	6	8.2%	55.9
31	Young	CAR	56	31	55.4%	245	4.38	0	0.0%	35	3	5.4%	44.1

2024 NATIONAL FOOTBALL LEAGUE

NFL LEADING PASSERS, RANKS

PLAYER	TEAM	ATT	COMP	COMP%	YDS	YPA	TD	TD%	INT	INT%	RATING
Allen	BUF	26	23	2	16	3	2	2	1t	1t	1
Darnold	MIN	22	24	15	13	5	1	1	13t	18	2
Carr	NO	28t	26	11	22	1	3t	3	13t	21	3
*Daniels	WAS	23	16t	1	11	4	24t	24	1t	1t	4
Mayfield	TB	21	16t	4	14	9	3t	4	13t	17	5
Purdy	SF	13	9t	7	2	2	9t	12	5t	6	6
Burrow	CIN	7t	3t	8	7	17	5t	9	1t	1t	7
K. Murray	ARI	18t	18t	12	15	15	5t	6t	5t	9t	8
Rodgers	NYJ	18t	20	17	19	16	5t	6t	5t	9t	9
Herbert	LAC	28t	27	18	29	24	9t	5	5t	12	10
L. Jackson	BAL	16	18t	21	10	7	16t	16	5t	7	11
Fields	PIT	24	22	6	27	21	24t	23	5t	11	12
G. Smith	SEA	7t	1	3	3	10	16t	21	20t	19	13
Stroud	HOU	11t	11t	16	9	19	9t	14	13t	16	14
Stafford	LAR	10	9t	13	5	13	24t	27	5t	5	15
Minshew	LV	11t	3t	5	6	12	16t	19	20t	20	16
Mahomes	KC	15	13t	10	12	18	5t	8	25t	27	17
Cousins	ATL	20	21	19	18	14	9t	10	20t	24	18
Hurts	PHI	9	5	9	4	11	16t	20	25t	26	19
Prescott	DAL	1	2	25	1	20	9t	17	13t	13	20
Jones	NYG	6	15	26	20t	26	9t	15	13t	15	21
Brissett	NE	27	28	24	30	28	32t	29	1t	1t	22
Goff	DET	5	7t	20	8	22	16t	22	25t	25	23
Tagovailoa	MIA	30	29	22	28	8	24t	18	20t	28	24
Levis	TEN	14	13t	14	24	25	9t	11	30	29	25
Lawrence	JAX	17	25	30	25	23	24t	26	5t	8	26
D. Watson	CLE	3	11t	28	26	30	16t	25	13t	14	27
*Ca. Williams	CHI	2	7t	27	17	27	24t	28	25t	22	28
*Nix	DEN	4	6	23	20t	29	35t	30t	25t	23	29
Richardson	IND	25	30	31	23	6	16t	13	31	31	30
Young	CAR	31	31	29	34	31	35t	30t	20t	30	31

2024 NATIONAL FOOTBALL LEAGUE

NFL FOURTH-QUARTER PASSING LEADERS

RANK	PLAYER	TEAM	ATT	COMP	COMP%	YDS	YPA	TD	TD%	INT	INT%	RATING
1	Fields	PIT	10	7	70.0%	86	8.60	1	10.0%	0	0.0%	129.6
2	Mayfield	TB	22	19	86.4%	172	7.82	2	9.1%	0	0.0%	129.5
3	T. Taylor	NYJ	8	6	75.0%	36	4.50	1	12.5%	0	0.0%	122.9
4	O'Connell	LV	12	9	75.0%	82	6.83	1	8.3%	0	0.0%	120.8
5	*Daniels	WAS	26	23	88.5%	248	9.54	1	3.8%	0	0.0%	119.2
6	G. Smith	SEA	19	16	84.2%	158	8.32	1	5.3%	0	0.0%	118.9
7	Mahomes	KC	13	9	69.2%	93	7.15	1	7.7%	0	0.0%	115.2
8	Stafford	LAR	25	18	72.0%	219	8.76	1	4.0%	0	0.0%	111.9
9	Purdy	SF	26	22	84.6%	254	9.77	0	0.0%	0	0.0%	107.4
10	Burrow	CIN	27	19	70.4%	213	7.89	1	3.7%	0	0.0%	105.9
11	Herbert	LAC	9	5	55.6%	37	4.11	1	11.1%	0	0.0%	102.5
12	Darnold	MIN	13	8	61.5%	61	4.69	1	7.7%	0	0.0%	98.6
13	Minshew	LV	35	26	74.3%	307	8.77	2	5.7%	2	5.7%	95.8
14	Stroud	HOU	18	14	77.8%	131	7.28	1	5.6%	1	5.6%	92.4
15	L. Jackson	BAL	25	14	56.0%	177	7.08	1	4.0%	0	0.0%	91.6
16	Rodgers	NYJ	15	10	66.7%	114	7.60	0	0.0%	0	0.0%	89.3
17	Allen	BUF	10	6	60.0%	89	8.90	0	0.0%	0	0.0%	89.2
18	*Ca. Williams	CHI	36	22	61.1%	182	5.06	2	5.6%	1	2.8%	81.0
19	Brissett	NE	10	7	70.0%	48	4.80	0	0.0%	0	0.0%	80.4
20	Tagovailoa	MIA	8	5	62.5%	50	6.25	0	0.0%	0	0.0%	80.2
21	Thompson	MIA	13	8	61.5%	80	6.15	0	0.0%	0	0.0%	79.0
22	Mills	HOU	12	7	58.3%	79	6.58	0	0.0%	0	0.0%	78.1
23	Prescott	DAL	40	21	52.5%	245	6.13	2	5.0%	1	2.5%	77.6
24	K. Murray	ARI	30	17	56.7%	173	5.77	0	0.0%	0	0.0%	73.3
25	Boyle	MIA	10	5	50.0%	70	7.00	0	0.0%	0	0.0%	72.9
26	D. Watson	CLE	35	21	60.0%	172	4.91	1	2.9%	1	2.9%	70.2
27	Cousins	ATL	30	17	56.7%	162	5.40	1	3.3%	1	3.3%	69.0
28	M. Jones	JAX	8	5	62.5%	22	2.75	0	0.0%	0	0.0%	66.7
29	Willis	GB	11	5	45.5%	70	6.36	0	0.0%	0	0.0%	66.5
30	Richardson	IND	27	11	40.7%	219	8.11	2	7.4%	2	7.4%	63.7
31	Young	CAR	23	12	52.2%	98	4.26	0	0.0%	0	0.0%	63.3
32	Hurts	PHI	29	20	69.0%	220	7.59	0	0.0%	2	6.9%	62.4
33	Lawrence	JAX	19	8	42.1%	112	5.89	0	0.0%	0	0.0%	61.7
34	Carr	NO	15	8	53.3%	110	7.33	1	6.7%	2	13.3%	59.7
35	Jones	NYG	31	16	51.6%	114	3.68	1	3.2%	1	3.2%	57.7
36	*Maye	NE	8	4	50.0%	22	2.75	0	0.0%	0	0.0%	56.3
37	Goff	DET	36	21	58.3%	191	5.31	0	0.0%	2	5.6%	49.7
38	*Nix	DEN	32	19	59.4%	178	5.56	0	0.0%	2	6.3%	48.7
39	Levis	TEN	31	20	64.5%	136	4.39	0	0.0%	3	9.7%	34.5

2024 NATIONAL FOOTBALL LEAGUE

NFL THIRD-DOWN PASSING LEADERS

RANK	PLAYER	TEAM	ATT	COMP	COMP%	YDS	YPA	TD	TD%	INT	INT%	RATING
1	K. Murray	ARI	18	14	77.8%	165	9.17	2	11.1%	0	0.0%	141.9
2	Allen	BUF	20	13	65.0%	200	10.00	3	15.0%	0	0.0%	137.5
3	Willis	GB	17	12	70.6%	190	11.18	1	5.9%	0	0.0%	127.1
4	Prescott	DAL	27	19	70.4%	239	8.85	2	7.4%	0	0.0%	122.3
5	Darnold	MIN	25	16	64.0%	153	6.12	3	12.0%	0	0.0%	120.5
6	Purdy	SF	19	12	63.2%	134	7.05	2	10.5%	0	0.0%	119.2
7	Jones	NYG	29	18	62.1%	210	7.24	3	10.3%	0	0.0%	118.5
8	Rodgers	NYJ	27	20	74.1%	272	10.07	1	3.7%	0	0.0%	118.1
9	Herbert	LAC	22	14	63.6%	123	5.59	3	13.6%	0	0.0%	118.0
10	Carr	NO	15	9	60.0%	134	8.93	1	6.7%	0	0.0%	111.5
11	*Daniels	WAS	17	11	64.7%	137	8.06	1	5.9%	0	0.0%	109.2
12	Mahomes	KC	20	12	60.0%	113	5.65	2	10.0%	0	0.0%	109.0
13	Cousins	ATL	19	11	57.9%	105	5.53	2	10.5%	0	0.0%	108.4
14	Stroud	HOU	27	21	77.8%	254	9.41	1	3.7%	1	3.7%	102.8
15	Fields	PIT	24	16	66.7%	160	6.67	1	4.2%	0	0.0%	99.3
16	Goff	DET	28	15	53.6%	168	6.00	2	7.1%	0	0.0%	95.5
17	Burrow	CIN	21	13	61.9%	114	5.43	1	4.8%	0	0.0%	92.2
18	D. Watson	CLE	24	17	70.8%	159	6.63	0	0.0%	0	0.0%	88.7
19	Mayfield	TB	25	16	64.0%	177	7.08	2	8.0%	2	8.0%	78.3
20	Stafford	LAR	22	13	59.1%	120	5.45	0	0.0%	0	0.0%	74.1
21	L. Jackson	BAL	23	13	56.5%	131	5.70	0	0.0%	0	0.0%	72.9
22	Minschew	LV	23	16	69.6%	157	6.83	0	0.0%	1	4.3%	70.4
23	Brissett	NE	22	12	54.5%	97	4.41	0	0.0%	0	0.0%	65.9
24	Lawrence	JAX	24	8	33.3%	109	4.54	1	4.2%	0	0.0%	62.7
25	Richardson	IND	16	8	50.0%	154	9.63	0	0.0%	1	6.3%	57.8
26	*Nix	DEN	33	18	54.5%	157	4.76	0	0.0%	1	3.0%	54.7
27	G. Smith	SEA	26	17	65.4%	164	6.31	0	0.0%	2	7.7%	50.8
28	Tagovailoa	MIA	15	9	60.0%	134	8.93	0	0.0%	2	13.3%	49.7
29	Hurts	PHI	26	15	57.7%	226	8.69	0	0.0%	3	11.5%	46.8
30	*Ca. Williams	CHI	33	18	54.5%	166	5.03	0	0.0%	2	6.1%	43.2
31	Levis	TEN	19	11	57.9%	124	6.53	0	0.0%	2	10.5%	37.9
32	Young	CAR	15	5	33.3%	26	1.73	0	0.0%	1	6.7%	14.6

2024 NATIONAL FOOTBALL LEAGUE

NFL LEADING RUSHERS

RANK	PLAYER	TEAM	ATT	YDS	AVG	LONG	TD
1	Barkley	PHI	63	351	5.6	65t	4
2	Mason	SF	67	324	4.8	24	2
3	Dobbins	LAC	42	310	7.4	61	2
4	Kamara	NO	61	285	4.7	17	4
5	Henry	BAL	56	281	5.0	29	4
6	Jacobs	GB	62	278	4.5	34	0
7	Taylor	IND	51	261	5.1	29t	3
8	L. Jackson (QB)	BAL	35	254	7.3	25	1
9	Montgomery	DET	51	231	4.5	21	3
10	A. Jones	MIN	42	228	5.4	39	1
11	Stevenson	NE	52	224	4.3	18	2
12	Harris	PIT	55	209	3.8	21	0
13	Gibbs	DET	40	207	5.2	24	1
14	Robinson	WAS	45	206	4.6	40	2
15	Singletary	NYG	42	197	4.7	43	2
16	Robinson	ATL	48	196	4.1	19	1
17	Hubbard	CAR	37	192	5.2	23	0
18	Conner	ARI	46	189	4.1	22	2
19	Cook	BUF	41	188	4.6	49t	3
20	Mixon	HOU	39	184	4.7	16	1
21	*Daniels (QB)	WAS	38	171	4.5	17	3
22	Hall	NYJ	46	170	3.7	30	2
23t	Etienne	JAX	36	164	4.6	22	2
23t	K. Williams	LAR	54	164	3.0	13	4
25	K. Murray (QB)	ARI	15	161	10.7	29	0
26	Pollard	TEN	39	158	4.1	26t	1
27	*Irving	TB	25	154	6.2	32	0
28	Achane	MIA	43	150	3.5	17	1
29	J. Ford	CLE	29	145	5.0	36	1
30t	Gibson	NE	23	143	6.2	45	0
30t	Hurts (QB)	PHI	34	143	4.2	23	1
32	Charbonnet	SEA	40	141	3.5	13	3
33	Moss	CIN	33	136	4.1	16	2
34	Pacheco	KC	34	135	4.0	11	1
35	Richardson (QB)	IND	18	117	6.5	21	1
36	Willis (QB)	GB	12	114	9.5	29	1
37	Chandler	MIN	25	112	4.5	25	0
38	*Nix (QB)	DEN	18	107	5.9	23	2
39	Allgeier	ATL	19	106	5.6	15	0
40	Em. Wilson	GB	21	105	5.0	18	0
41	C. Brown	CIN	14	104	7.4	16	0
42	Walker	SEA	20	103	5.2	23t	1
43	White	LV	32	102	3.2	12	0
44	*Steele	KC	26	99	3.8	9	0
45	*Allen	NYJ	19	96	5.1	20t	1
46	Edwards	LAC	32	94	2.9	10	0
47	Fields (QB)	PIT	28	90	3.2	16	1
48	Reed (WR)	GB	5	89	17.8	33t	1
49	Dowdle	DAL	23	88	3.8	10	0
50t	Badie	DEN	10	86	8.6	43	0
50t	Levis (QB)	TEN	11	86	7.8	21	0

2024 NATIONAL FOOTBALL LEAGUE

NFL THIRD-AND-ONE RUSHING LEADERS

RANK	PLAYER	TEAM	ATT	FD	PCT
1t	Burrow (QB)	CIN	3	3	100.0%
1t	*Daniels (QB)	WAS	3	3	100.0%
1t	Dobbins	LAC	3	3	100.0%
1t	Fields (QB)	PIT	3	3	100.0%
1t	A. Jones	MIN	3	3	100.0%
1t	Levis (QB)	TEN	3	3	100.0%
1t	Moss	CIN	3	3	100.0%
1t	Achane	MIA	2	2	100.0%
1t	*Allen	NYJ	2	2	100.0%
1t	Charbonnet	SEA	2	2	100.0%
1t	Gibbs	DET	2	2	100.0%
1t	Montgomery	DET	2	2	100.0%
1t	Conner	ARI	1	1	100.0%
1t	Darnold (QB)	MIN	1	1	100.0%
1t	Dowdle	DAL	1	1	100.0%
1t	Elliott	DAL	1	1	100.0%
1t	Etienne	JAX	1	1	100.0%
1t	J. Ford	CLE	1	1	100.0%
1t	Hill	BAL	1	1	100.0%
1t	Hill (TE)	NO	1	1	100.0%
1t	Hubbard	CAR	1	1	100.0%
1t	L. Jackson (QB)	BAL	1	1	100.0%
1t	Mixon	HOU	1	1	100.0%
1t	K. Murray (QB)	ARI	1	1	100.0%
1t	*Nix (QB)	DEN	1	1	100.0%
1t	Prescott (QB)	DAL	1	1	100.0%
1t	Spears	TEN	1	1	100.0%
1t	Walker	SEA	1	1	100.0%
1t	Williams	NO	1	1	100.0%
1t	K. Williams	LAR	1	1	100.0%
31	Robinson	WAS	4	3	75.0%
32t	Jacobs	GB	3	2	66.7%
32t	Taylor	IND	3	2	66.7%
34t	Hall	NYJ	5	3	60.0%
34t	Ingold	MIA	5	3	60.0%
36t	Hurts (QB)	PHI	4	2	50.0%
36t	Henry	BAL	2	1	50.0%
36t	Kamara	NO	2	1	50.0%
36t	Mason	SF	2	1	50.0%
36t	Purdy (QB)	SF	2	1	50.0%
36t	G. Smith (QB)	SEA	2	1	50.0%
36t	*Steele	KC	2	1	50.0%
36t	*Ca. Williams (QB)	CHI	2	1	50.0%
44	Williams	DEN	3	1	33.3%

2024 NATIONAL FOOTBALL LEAGUE

NFL LEADERS IN RECEPTIONS

RANK	PLAYER	TEAM	REC	YDS	AVG	LONG	TD
1	Rice	KC	24	288	12.0	44t	2
2	*Nabers	NYG	23	271	11.8	28	3
3t	Godwin	TB	21	253	12.0	41t	3
3t	D. Smith	PHI	21	239	11.4	25	1
3t	St. Brown	DET	21	207	9.9	20	1
6	Diggs	HOU	20	164	8.2	21	2
7	D. Moore	CHI	19	167	8.8	44	0
8t	Collins	HOU	18	338	18.8	55	1
8t	Jennings	SF	18	276	15.3	34	3
8t	Adams	LV	18	209	11.6	30	1
8t	*Bowers (TE)	LV	18	197	10.9	27	0
8t	Kupp	LAR	18	147	8.2	24	1
13t	Metcalf	SEA	17	262	15.4	71t	2
13t	Goedert (TE)	PHI	17	239	14.1	61	0
13t	Smith-Njigba	SEA	17	175	10.3	24	0
13t	Achane (RB)	MIA	17	173	10.2	39	1
17t	Chase	CIN	16	215	13.4	41t	2
17t	Flowers	BAL	16	148	9.3	21	1
17t	Hall (RB)	NYJ	16	120	7.5	26t	1
20t	Wilson	NYJ	15	150	10.0	26	1
20t	Kmet (TE)	CHI	15	128	8.5	19	1
20t	Robinson	NYG	15	123	8.2	20	1
23t	Jefferson	MIN	14	273	19.5	97t	3
23t	Shakir	BUF	14	168	12.0	27t	2
23t	Gesicki (TE)	CIN	14	156	11.1	37	0
23t	Meyers	LV	14	152	10.9	33	1
23t	D. London	ATL	14	136	9.7	19	2
23t	McBride (TE)	ARI	14	122	8.7	21	0
29t	Lamb	DAL	13	218	16.8	65t	1
29t	T. Hill	MIA	13	194	14.9	80t	1
29t	Waddle	MIA	13	176	13.5	63	0
29t	Pickens	PIT	13	171	13.2	40	0
29t	Samuel	SF	13	164	12.6	28	0
29t	Dio. Johnson	CAR	13	156	12.0	35	1
29t	Lockett	SEA	13	138	10.6	19	0
36t	Olave	NO	12	178	14.8	39	1
36t	Mooney	ATL	12	169	14.1	41t	1
36t	Likely (TE)	BAL	12	141	11.8	49t	1
36t	McLaurin	WAS	12	139	11.6	55	1
36t	Henry (TE)	NE	12	136	11.3	35	0
36t	Sutton	DEN	12	132	11.0	26	0
36t	Ertz (TE)	WAS	12	128	10.7	21	0
36t	Jeudy	CLE	12	125	10.4	30	1
36t	Cooper	CLE	12	113	9.4	24t	2
36t	Freiermuth (TE)	PIT	12	99	8.3	15	0
36t	White (RB)	TB	12	98	8.2	32	0
36t	A. Jones (RB)	MIN	12	97	8.1	20	1
48t	J. Williams	DET	11	209	19.0	52t	1
48t	*B. Thomas	JAX	11	189	17.2	66	1
48t	Reynolds	DEN	11	174	15.8	49	0
48t	Lazard	NYJ	11	148	13.5	36t	3
48t	Tucker	LV	11	131	11.9	54	1
48t	Aiyuk	SF	11	119	10.8	22	0
48t	Kittle (TE)	SF	11	116	10.5	26	1
48t	Mi. Wilson	ARI	11	100	9.1	28	1

2024 NATIONAL FOOTBALL LEAGUE

NFL LEADERS IN RECEPTIONS

RANK	PLAYER	TEAM	REC	YDS	AVG	LONG	TD
48t	Dortch	ARI	11	93	8.5	14	0
48t	Robinson (RB)	ATL	11	89	8.1	17	0
48t	Pittman	IND	11	88	8.0	13	0
48t	Gibbs (RB)	DET	11	76	6.9	20t	1
48t	Moore	CLE	11	70	6.4	22	0
48t	Pollard (RB)	TEN	11	67	6.1	22	0

2024 NATIONAL FOOTBALL LEAGUE

NFL RECEIVING YARDAGE LEADERS

RANK	PLAYER	TEAM	YDS	REC	AVG	LONG	TD
1	Collins	HOU	338	18	18.8	55	1
2	Rice	KC	288	24	12.0	44t	2
3	Jennings	SF	276	18	15.3	34	3
4	Jefferson	MIN	273	14	19.5	97t	3
5	*Nabers	NYG	271	23	11.8	28	3
6	Metcalf	SEA	262	17	15.4	71t	2
7	Godwin	TB	253	21	12.0	41t	3
8t	Goedert (TE)	PHI	239	17	14.1	61	0
8t	D. Smith	PHI	239	21	11.4	25	1
10	Pierce	IND	225	9	25.0	60t	2
11	Lamb	DAL	218	13	16.8	65t	1
12	Chase	CIN	215	16	13.4	41t	2
13t	Adams	LV	209	18	11.6	30	1
13t	J. Williams	DET	209	11	19.0	52t	1
15	St. Brown	DET	207	21	9.9	20	1
16	*Harrison	ARI	198	10	19.8	60t	3
17t	*Bowers (TE)	LV	197	18	10.9	27	0
17t	Reed	GB	197	10	19.7	70t	1
19	T. Hill	MIA	194	13	14.9	80t	1
20	*B. Thomas	JAX	189	11	17.2	66	1
21	Olave	NO	178	12	14.8	39	1
22	Waddle	MIA	176	13	13.5	63	0
23	Smith-Njigba	SEA	175	17	10.3	24	0
24	Reynolds	DEN	174	11	15.8	49	0
25	Achane (RB)	MIA	173	17	10.2	39	1
26	Pickens	PIT	171	13	13.2	40	0
27t	Mooney	ATL	169	12	14.1	41t	1
27t	Shaheed	NO	169	7	24.1	70t	2
29	Shakir	BUF	168	14	12.0	27t	2
30	D. Moore	CHI	167	19	8.8	44	0
31t	Diggs	HOU	164	20	8.2	21	2
31t	Samuel	SF	164	13	12.6	28	0
33t	Gesicki (TE)	CIN	156	14	11.1	37	0
33t	Dio. Johnson	CAR	156	13	12.0	35	1
33t	*Odunze	CHI	156	9	17.3	47	1
36	Meyers	LV	152	14	10.9	33	1
37	Wilson	NYJ	150	15	10.0	26	1
38t	Flowers	BAL	148	16	9.3	21	1
38t	Lazard	NYJ	148	11	13.5	36t	3
40	Kupp	LAR	147	18	8.2	24	1
41t	Atwell	LAR	141	7	20.1	50	0
41t	Likely (TE)	BAL	141	12	11.8	49t	1
43	McLaurin	WAS	139	12	11.6	55	1
44	Lockett	SEA	138	13	10.6	19	0
45t	Henry (TE)	NE	136	12	11.3	35	0
45t	D. London	ATL	136	14	9.7	19	2
45t	Ridley	TEN	136	8	17.0	40t	1
45t	Tolbert	DAL	136	10	13.6	39	1
49	Johnston	LAC	133	10	13.3	29t	3
50t	Kamara (RB)	NO	132	10	13.2	57t	1
50t	Sutton	DEN	132	12	11.0	26	0

2024 NATIONAL FOOTBALL LEAGUE

NFL THIRD-DOWN RECEIVING LEADERS

RANK	PLAYER	TEAM	REC	YDS	AVG	LONG	TD
1	*Nabers	NYG	9	136	15.1	28	2
2t	Godwin	TB	8	107	13.4	24	0
2t	Diggs	HOU	8	74	9.3	21	1
4t	Collins	HOU	7	120	17.1	34	0
4t	Pickens	PIT	7	60	8.6	16	0
4t	Robinson	NYG	7	59	8.4	15	1
7t	Wilson	NYJ	6	79	13.2	26	0
7t	St. Brown	DET	6	69	11.5	18	1
7t	Kmet (TE)	CHI	6	43	7.2	12	0
10t	Goedert (TE)	PHI	5	143	28.6	61	0
10t	Reed	GB	5	111	22.2	70t	1
10t	Shakir	BUF	5	81	16.2	27t	1
10t	Johnston	LAC	5	61	12.2	29t	2
10t	Henry (TE)	NE	5	54	10.8	17	0
10t	Dortch	ARI	5	50	10.0	14	0
10t	Cooks	DAL	5	46	9.2	21t	1
10t	Hill (RB)	BAL	5	46	9.2	18	0
10t	Charbonnet (RB)	SEA	5	19	3.8	7	0
19t	Doubs	GB	4	84	21.0	39	0
19t	Lazard	NYJ	4	75	18.8	36t	1
19t	Smith-Njigba	SEA	4	60	15.0	24	0
19t	Jennings	SF	4	48	12.0	31t	2
19t	*McConkey	LAC	4	47	11.8	18	1
19t	D. Moore	CHI	4	46	11.5	19	0
19t	Moore	CLE	4	45	11.3	22	0
19t	Olave	NO	4	45	11.3	15	0
19t	Rice	KC	4	45	11.3	16	1
19t	Jefferson	MIN	4	43	10.8	16	1
19t	Kittle (TE)	SF	4	38	9.5	14	0
19t	Carter	CHI	4	36	9.0	14	0
19t	Tucker	LV	4	35	8.8	14	0
19t	Gesicki (TE)	CIN	4	30	7.5	10	0
19t	LaPorta (TE)	DET	4	29	7.3	12	0
19t	Mattison (RB)	LV	4	24	6.0	11	0
19t	Mundt (TE)	MIN	4	23	5.8	9	1
19t	Mi. Wilson	ARI	4	21	5.3	8	1
37t	Pierce	IND	3	112	37.3	57	0
37t	Dio. Johnson	CAR	3	63	21.0	35	1
37t	Conklin (TE)	NYJ	3	62	20.7	22	0
37t	Waddle	MIA	3	58	19.3	21	0
37t	Ridley	TEN	3	53	17.7	22	0
37t	Flowers	BAL	3	47	15.7	19	0
37t	*Bowers (TE)	LV	3	46	15.3	27	0
37t	Kirk	JAX	3	45	15.0	30	0
37t	Cook (RB)	BUF	3	37	12.3	25	0
37t	Kelce (TE)	KC	3	36	12.0	23	0
37t	Lockett	SEA	3	35	11.7	19	0
37t	Parkinson (TE)	LAR	3	35	11.7	15	0
37t	Freiermuth (TE)	PIT	3	34	11.3	15	0
37t	Adams	LV	3	33	11.0	18	0
37t	T. Hill	MIA	3	30	10.0	10	0
37t	D. London	ATL	3	29	9.7	14t	2
37t	Powell	MIN	3	29	9.7	13	0
37t	Andrews (TE)	BAL	3	27	9.0	12	0
37t	Cooper	CLE	3	25	8.3	13	0

2024 NATIONAL FOOTBALL LEAGUE

NFL THIRD-DOWN RECEIVING LEADERS

RANK	PLAYER	TEAM	REC	YDS	AVG	LONG	TD
37t	Williams (RB)	DEN	3	24	8.0	14	0
37t	Ogunbowale (RB)	HOU	3	23	7.7	13	0
37t	Dulcich (TE)	DEN	3	19	6.3	7	0
37t	Hall (RB)	NYJ	3	18	6.0	9	0
37t	Douglas	NE	3	17	5.7	9	0
37t	M. Sanders (RB)	CAR	3	14	4.7	11	0
37t	White (RB)	TB	3	6	2.0	4	0

2024 NATIONAL FOOTBALL LEAGUE

NFL LEADING SCORERS (NON-KICKING)

RANK	PLAYER	TEAM	POS	TOUCHDOWNS				X2	PTS
				TOTAL	RUSH	REC	RET		
1	Barkley	PHI	RB	5	4	1	0	2	34
2t	Kamara	NO	RB	5	4	1	0	0	30
2t	K. Williams	LAR	RB	5	4	1	0	0	30
4t	Charbonnet	SEA	RB	4	3	1	0	0	24
4t	Cook	BUF	RB	4	3	1	0	0	24
4t	Henry	BAL	RB	4	4	0	0	0	24
7t	*Daniels	WAS	QB	3	3	0	0	0	18
7t	Godwin	TB	WR	3	0	3	0	0	18
7t	Hall	NYJ	RB	3	2	1	0	0	18
7t	*Harrison	ARI	WR	3	0	3	0	0	18
7t	Iosivas	CIN	WR	3	0	3	0	0	18
7t	Jefferson	MIN	WR	3	0	3	0	0	18
7t	Jennings	SF	WR	3	0	3	0	0	18
7t	Johnston	LAC	WR	3	0	3	0	0	18
7t	Lazard	NYJ	WR	3	0	3	0	0	18
7t	Mattison	LV	RB	3	2	1	0	0	18
7t	Montgomery	DET	RB	3	3	0	0	0	18
7t	*Nabers	NYG	WR	3	0	3	0	0	18
7t	Nailor	MIN	WR	3	0	3	0	0	18
7t	Taylor	IND	RB	3	3	0	0	0	18
21	Conner	ARI	RB	2	2	0	0	1	14
22t	Achane	MIA	RB	2	1	1	0	0	12
22t	*Allen	NYJ	RB	2	1	1	0	0	12
22t	Allen	BUF	QB	2	2	0	0	0	12
22t	Chase	CIN	WR	2	0	2	0	0	12
22t	Cooper	CLE	WR	2	0	2	0	0	12
22t	Diggs	HOU	WR	2	0	2	0	0	12
22t	Dobbins	LAC	RB	2	2	0	0	0	12
22t	Etienne	JAX	RB	2	2	0	0	0	12
22t	Evans	TB	WR	2	0	2	0	0	12
22t	Gibbs	DET	RB	2	1	1	0	0	12
22t	A. Jones	MIN	RB	2	1	1	0	0	12
22t	D. London	ATL	WR	2	0	2	0	0	12
22t	Mason	SF	RB	2	2	0	0	0	12
22t	Metcalf	SEA	WR	2	0	2	0	0	12
22t	Moss	CIN	RB	2	2	0	0	0	12
22t	*Nix	DEN	QB	2	2	0	0	0	12
22t	Pierce	IND	WR	2	0	2	0	0	12
22t	Reed	GB	WR	2	1	1	0	0	12
22t	Rice	KC	WR	2	0	2	0	0	12
22t	Ridley	TEN	WR	2	1	1	0	0	12
22t	Robinson	WAS	RB	2	2	0	0	0	12
22t	Shaheed	NO	WR	2	0	2	0	0	12
22t	Shakir	BUF	WR	2	0	2	0	0	12
22t	Singletary	NYG	RB	2	2	0	0	0	12
22t	Stevenson	NE	RB	2	2	0	0	0	12

2024 NATIONAL FOOTBALL LEAGUE

NFL LEADING SCORERS (NON-KICKING)

RANK	PLAYER	TEAM	POS	TOUCHDOWNS				X2	PTS
				TOTAL	RUSH	REC	RET		
22t	Turpin	DAL	WR	2	0	1	1	0	12
22t	*Worthy	KC	WR	2	1	1	0	0	12
49t	Jeudy	CLE	WR	1	0	1	0	1	8
49t	Meyers	LV	WR	1	0	1	0	1	8

2024 NATIONAL FOOTBALL LEAGUE

NFL LEADING SCORERS (KICKING)

RANK	PLAYER	TEAM	PAT	FG	FG%	LONG	PTS
1	Aubrey	DAL	5/5	10/10	100.0%	65	35
2t	Boswell	PIT	3/3	10/11	90.9%	57	33
2t	*Narveson	GB	6/6	9/11	81.8%	47	33
4t	Grupe	NO	10/11	7/7	100.0%	57	31
4t	Moody	SF	7/7	8/9	88.9%	53	31
6	Lutz	DEN	3/3	9/9	100.0%	45	30
7	Seibert	WAS	5/5	8/8	100.0%	45	29
8	Bass	BUF	13/14	5/6	83.3%	43	28
9	Butker	KC	6/7	7/7	100.0%	53	27
10t	McPherson	CIN	5/6	7/8	87.5%	53	26
10t	Prater	ARI	8/8	6/6	100.0%	57	26
12t	Fairbairn	HOU	4/4	7/8	87.5%	59	25
12t	Myers	SEA	7/7	6/7	85.7%	56	25
12t	*Reichard	MIN	10/10	5/5	100.0%	58	25
15	Tucker	BAL	8/8	5/8	62.5%	48	23
16t	Dicker	LAC	4/5	6/6	100.0%	53	22
16t	McLaughlin	TB	7/7	5/5	100.0%	56	22
18t	*Karty	LAR	6/6	5/5	100.0%	41	21
18t	Santos	CHI	3/3	6/7	85.7%	54	21
18t	Slye	NE	3/3	6/7	85.7%	44	21
21t	Bates	DET	5/6	5/5	100.0%	35	20
21t	Carlson	LV	5/5	5/7	71.4%	53	20
23t	Koo	ATL	4/4	5/5	100.0%	54	19
23t	Pineiro	CAR	4/4	5/5	100.0%	43	19
25	Elliott	PHI	6/6	4/5	80.0%	38	18
26t	Hopkins	CLE	4/4	4/5	80.0%	53	16
26t	*C. Little	JAX	4/4	4/5	80.0%	53	16
28	Sanders	MIA	3/3	4/6	66.7%	52	15
29	Zuerlein	NYJ	7/7	2/3	66.7%	33	13
30	Folk	TEN	6/6	2/2	100.0%	41	12
31	Gay	IND	4/4	1/2	50.0%	34	7
32	Gano	NYG	0/0	2/2	100.0%	50	6
33t	Joseph	DET-NYG	3/3	0/1	0.0%	---	3
33t	*Shrader	IND	3/3	0/0	---	---	3
35	York	WAS	2/2	0/2	0.0%	---	2
36	Gillan	NYG	0/1	0/0	---	---	0

2024 NATIONAL FOOTBALL LEAGUE

2024 NATIONAL FOOTBALL LEAGUE

NFL TOUCHBACKS ON KICKOFFS

RANK	PLAYER	TEAM	TB
1	Bass	BUF	17
2	Evans	LAR	15
3t	Moody	SF	14
3t	Prater	ARI	14
3t	Reichard	MIN	14
6t	Bates	DET	13
6t	Butker	KC	13
6t	McPherson	CIN	13
6t	Narveson	GB	13
10t	Mann	PHI	12
10t	Myers	SEA	12
12t	Aubrey	DAL	11
12t	Zuerlein	NYJ	11
14t	Boswell	PIT	10
14t	Camarda	TB	10
14t	Dicker	LAC	10
14t	Pinion	ATL	10
14t	Tucker	BAL	10
19t	Lutz	DEN	9
19t	Slye	NE	9
21t	Carlson	LV	8
21t	Hopkins	CLE	8
21t	C. Little	JAX	8
24	Fairbairn	HOU	7
25t	Folk	TEN	6
25t	Pineiro	CAR	6
27t	Gay	IND	5
27t	Grupe	NO	5
27t	Santos	CHI	5
27t	Shrader	IND	5
31t	Joseph	DET-NYG	4
31t	Sanders	MIA	4
33t	Gano	NYG	3
33t	Seibert	WAS	3
35	Gillan	NYG	2
36	York	WAS	1

2024 NATIONAL FOOTBALL LEAGUE

NFL MOST YARDS FROM SCRIMMAGE

RANK	PLAYER	TEAM	POS	TOTAL			RUSHING			RECEIVING		
				YDS	PLAYS	AVG	YDS	ATT	AVG	YDS	ATT	AVG
1	Kamara	NO	RB	417	71	5.9	285	61	4.7	132	10	13.2
2	Barkley	PHI	RB	404	73	5.5	351	63	5.6	53	10	5.3
3	Mason	SF	RB	344	71	4.8	324	67	4.8	20	4	5.0
4	Collins	HOU	WR	338	18	18.8	0	0	---	338	18	18.8
5	A. Jones	MIN	RB	325	54	6.0	228	42	5.4	97	12	8.1
6	Dobbins	LAC	RB	324	49	6.6	310	42	7.4	14	7	2.0
7	Achane	MIA	RB	323	60	5.4	150	43	3.5	173	17	10.2
8	Taylor	IND	RB	318	54	5.9	261	51	5.1	57	3	19.0
9	Henry	BAL	RB	316	58	5.4	281	56	5.0	35	2	17.5
10	Jacobs	GB	RB	303	65	4.7	278	62	4.5	25	3	8.3
11	Hall	NYJ	RB	290	62	4.7	170	46	3.7	120	16	7.5
12	Rice	KC	WR	289	25	11.6	1	1	1.0	288	24	12.0
13	Reed	GB	WR	286	15	19.1	89	5	17.8	197	10	19.7
14t	Cook	BUF	RB	285	49	5.8	188	41	4.6	97	8	12.1
14t	Montgomery	DET	RB	285	59	4.8	231	51	4.5	54	8	6.8
14t	Robinson	ATL	RB	285	59	4.8	196	48	4.1	89	11	8.1
17	Gibbs	DET	RB	283	51	5.5	207	40	5.2	76	11	6.9
18	Jennings	SF	WR	276	18	15.3	0	0	---	276	18	15.3
19	*Nabers	NYG	WR	275	25	11.0	4	2	2.0	271	23	11.8
20	Jefferson	MIN	WR	273	14	19.5	0	0	---	273	14	19.5
21t	Metcalf	SEA	WR	262	17	15.4	0	0	---	262	17	15.4
21t	Robinson	WAS	RB	262	50	5.2	206	45	4.6	56	5	11.2
23	Hubbard	CAR	RB	259	46	5.6	192	37	5.2	67	9	7.4
24	Singleton	NYG	RB	255	51	5.0	197	42	4.7	58	9	6.4
25	L. Jackson	BAL	QB	254	35	7.3	254	35	7.3	0	0	---
26	Godwin	TB	WR	253	21	12.0	0	0	---	253	21	12.0
27	Lamb	DAL	WR	243	16	15.2	25	3	8.3	218	13	16.8
28t	Goedert	PHI	TE	239	17	14.1	0	0	---	239	17	14.1
28t	Harris	PIT	RB	239	62	3.9	209	55	3.8	30	7	4.3
28t	D. Smith	PHI	WR	239	21	11.4	0	0	---	239	21	11.4
28t	Stevenson	NE	RB	239	57	4.2	224	52	4.3	15	5	3.0
32	Conner	ARI	RB	232	51	4.5	189	46	4.1	43	5	8.6
33	J. Williams	DET	WR	230	14	16.4	21	3	7.0	209	11	19.0
34	Mixon	HOU	RB	228	45	5.1	184	39	4.7	44	6	7.3
35t	Pierce	IND	WR	225	9	25.0	0	0	---	225	9	25.0
35t	Pollard	TEN	RB	225	50	4.5	158	39	4.1	67	11	6.1
37	K. Williams	LAR	RB	222	63	3.5	164	54	3.0	58	9	6.4
38	Charbonnet	SEA	RB	217	50	4.3	141	40	3.5	76	10	7.6
39	Chase	CIN	WR	215	16	13.4	0	0	---	215	16	13.4
40	Adams	LV	WR	209	18	11.6	0	0	---	209	18	11.6
41	St. Brown	DET	WR	207	21	9.9	0	0	---	207	21	9.9
42	T. Hill	MIA	WR	206	14	14.7	12	1	12.0	194	13	14.9
43	Moss	CIN	RB	205	41	5.0	136	33	4.1	69	8	8.6
44	Ekeler	WAS	RB	204	22	9.3	83	13	6.4	121	9	13.4
45	J. Ford	CLE	RB	203	39	5.2	145	29	5.0	58	10	5.8
46	Etienne	JAX	RB	202	45	4.5	164	36	4.6	38	9	4.2
47	*Harrison	ARI	WR	198	10	19.8	0	0	---	198	10	19.8
48	*Bowers	LV	TE	197	18	10.9	0	0	---	197	18	10.9
49t	Pacheco	KC	RB	189	41	4.6	135	34	4.0	54	7	7.7
49t	*B. Thomas	JAX	WR	189	11	17.2	0	0	---	189	11	17.2

2024 NATIONAL FOOTBALL LEAGUE

NFL LEADERS IN FIRST DOWNS

RANK	PLAYER	TEAM	POS	TOTAL	RUSH	REC
1t	Barkley	PHI	RB	20	16	4
1t	Kamara	NO	RB	20	18	2
3t	Mason	SF	RB	19	16	3
3t	Taylor	IND	RB	19	16	3
5	Henry	BAL	RB	18	16	2
6t	Godwin	TB	WR	17	0	17
6t	Robinson	ATL	RB	17	12	5
8t	Collins	HOU	WR	16	0	16
8t	Montgomery	DET	RB	16	15	1
8t	Moss	CIN	RB	16	12	4
8t	Rice	KC	WR	16	1	15
8t	K. Williams	LAR	RB	16	14	2
13t	Achane	MIA	RB	15	7	8
13t	Cook	BUF	RB	15	10	5
13t	*Daniels	WAS	QB	15	15	0
13t	Gibbs	DET	RB	15	10	5
13t	Hubbard	CAR	RB	15	11	4
13t	*Nabers	NYG	WR	15	1	14
19t	L. Jackson	BAL	QB	14	14	0
19t	Jacobs	GB	RB	14	13	1
19t	A. Jones	MIN	RB	14	11	3
22t	Conner	ARI	RB	13	12	1
22t	Dobbins	LAC	RB	13	13	0
22t	Etienne	JAX	RB	13	11	2
22t	Hall	NYJ	RB	13	9	4
22t	D. Smith	PHI	WR	13	0	13
27t	Jennings	SF	WR	12	0	12
27t	Mixon	HOU	RB	12	10	2
27t	Robinson	WAS	RB	12	11	1
27t	St. Brown	DET	WR	12	0	12
31t	J. Ford	CLE	RB	11	9	2
31t	*Nix	DEN	QB	11	11	0
31t	Olave	NO	WR	11	1	10
31t	Pollard	TEN	RB	11	9	2
31t	Singletary	NYG	RB	11	9	2
31t	Stevenson	NE	RB	11	11	0
37t	Adams	LV	WR	10	0	10
37t	*Bowers	LV	TE	10	0	10
37t	Charbonnet	SEA	RB	10	8	2
37t	Diggs	HOU	WR	10	0	10
37t	Hurts	PHI	QB	10	10	0
37t	Jefferson	MIN	WR	10	0	10
37t	Lamb	DAL	WR	10	2	8
37t	Lazard	NYJ	WR	10	0	10
37t	Lockett	SEA	WR	10	0	10
37t	Samuel	SF	WR	10	1	9
37t	Shakir	BUF	WR	10	0	10
37t	*Steele	KC	RB	10	10	0
37t	Wilson	NYJ	WR	10	1	9
50t	Allen	BUF	QB	9	9	0
50t	Chase	CIN	WR	9	0	9
50t	Ekeler	WAS	RB	9	3	6
50t	*Harrison	ARI	WR	9	0	9
50t	Henry	NE	TE	9	0	9
50t	T. Hill	MIA	WR	9	1	8

2024 NATIONAL FOOTBALL LEAGUE

NFL LEADERS IN FIRST DOWNS

RANK	PLAYER	TEAM	POS	TOTAL	RUSH	REC
50t	Dio. Johnson	CAR	WR	9	0	9
50t	D. Moore	CHI	WR	9	1	8
50t	Pacheco	KC	RB	9	6	3
50t	Pickens	PIT	WR	9	0	9
50t	Robinson	NYG	WR	9	1	8
50t	Smith-Njigba	SEA	WR	9	0	9

2024 NATIONAL FOOTBALL LEAGUE

NFL PUNTING YARDS LEADERS

RANK	PLAYER	TEAM	POS	PUNTS	YARDS	LONG	AVG	TB	BLK	DWN	OB	RETURNS		IN20	NET AVG
												TOT	YDS		
1	Waitman	PIT	P	11	580	58	52.7	3	0	0	1	4	25	3	45.0
2	Stonehouse	TEN	P	13	681	63	52.4	0	2	0	0	10	114	3	37.8
3	Cooke	JAX	P	11	576	67	52.4	0	0	0	1	8	79	4	45.2
4	Baringer	NE	P	16	837	67	52.3	1	0	0	1	10	87	9	45.6
5	Pinion	ATL	P	9	461	65	51.2	1	0	1	0	6	68	0	41.4
6	Sanchez	IND	P	11	558	59	50.7	1	0	1	0	3	4	10	48.5
7	Anger	DAL	P	11	556	62	50.5	0	0	0	1	7	101	3	41.4
8	Dickson	SEA	P	14	705	61	50.4	2	0	0	2	8	115	1	39.3
9	Cole	LV	P	13	654	62	50.3	1	0	1	1	5	57	6	44.4
10	Araiza	KC	P	8	401	63	50.1	2	0	1	0	4	24	4	42.1
11	Dixon	DEN	P	16	800	65	50.0	1	0	3	1	6	27	8	47.1
12	Gillikin	ARI	P	8	398	63	49.8	0	0	0	1	6	59	1	42.4
13	Fox	DET	P	11	544	68	49.5	3	0	2	1	1	0	8	44.0
14	Bojorquez	CLE	P	18	881	64	48.9	1	0	2	3	8	123	9	41.0
15	Morstead	NYJ	P	12	584	60	48.7	1	0	0	0	9	64	5	41.7
16	Gillan	NYG	P	15	725	67	48.3	2	0	2	3	7	62	7	41.5
17	Evans	LAR	P	10	483	63	48.3	0	0	2	2	6	57	4	42.6
18	Scott	LAC	P	17	811	63	47.7	3	0	0	2	5	61	6	40.6
19	Bailey	MIA	P	11	523	57	47.5	1	0	1	2	3	22	7	43.7
20	R. Wright	MIN	P	11	512	56	46.5	1	0	1	2	5	5	6	44.3
21t	Camarda	TB	P	10	457	67	45.7	0	0	3	0	4	59	4	39.8
21t	Whelan	GB	P	10	457	63	45.7	2	0	0	3	2	24	4	39.3
23	Townsend	HOU	P	11	500	60	45.5	1	1	4	1	2	11	4	39.1
24	*T. Taylor	CHI	P	15	681	60	45.4	1	0	0	3	8	60	6	40.1
25	Hekker	CAR	P	16	679	64	42.4	0	0	4	2	6	75	4	37.8
26	Stout	BAL	P	10	419	57	41.9	0	0	1	2	3	16	5	40.3
27	*Hayball	NO	P	7	284	52	40.6	0	0	1	3	1	6	4	39.7

2024 NATIONAL FOOTBALL LEAGUE

NFL NET PUNTING YARDS LEADERS

RANK	PLAYER	TEAM	POS	PUNTS	YARDS	LONG	AVG	TB	BLK	DWN	OB	RETURNS		IN20	NET AVG
												TOT	YDS		
1	Sanchez	IND	P	11	558	59	50.7	1	0	1	0	3	4	10	48.5
2	Dixon	DEN	P	16	800	65	50.0	1	0	3	1	6	27	8	47.1
3	Baringer	NE	P	16	837	67	52.3	1	0	0	1	10	87	9	45.6
4	Cooke	JAX	P	11	576	67	52.4	0	0	0	1	8	79	4	45.2
5	Waitman	PIT	P	11	580	58	52.7	3	0	0	1	4	25	3	45.0
6	Cole	LV	P	13	654	62	50.3	1	0	1	1	5	57	6	44.4
7	R. Wright	MIN	P	11	512	56	46.5	1	0	1	2	5	5	6	44.3
8	Fox	DET	P	11	544	68	49.5	3	0	2	1	1	0	8	44.0
9	Bailey	MIA	P	11	523	57	47.5	1	0	1	2	3	22	7	43.7
10	Evans	LAR	P	10	483	63	48.3	0	0	2	2	6	57	4	42.6
11	Gillikin	ARI	P	8	398	63	49.8	0	0	0	1	6	59	1	42.4
12	Araiza	KC	P	8	401	63	50.1	2	0	1	0	4	24	4	42.1
13	Morstead	NYJ	P	12	584	60	48.7	1	0	0	0	9	64	5	41.7
14	Gillan	NYG	P	15	725	67	48.3	2	0	2	3	7	62	7	41.5
15	Pinion	ATL	P	9	461	65	51.2	1	0	1	0	6	68	0	41.4
16	Anger	DAL	P	11	556	62	50.5	0	0	0	1	7	101	3	41.4
17	Bojorquez	CLE	P	18	881	64	48.9	1	0	2	3	8	123	9	41.0
18	Scott	LAC	P	17	811	63	47.7	3	0	0	2	5	61	6	40.6
19	Stout	BAL	P	10	419	57	41.9	0	0	1	2	3	16	5	40.3
20	*T. Taylor	CHI	P	15	681	60	45.4	1	0	0	3	8	60	6	40.1
21	Camarda	TB	P	10	457	67	45.7	0	0	3	0	4	59	4	39.8
22	*Hayball	NO	P	7	284	52	40.6	0	0	1	3	1	6	4	39.7
23	Whelan	GB	P	10	457	63	45.7	2	0	0	3	2	24	4	39.3
24	Dickson	SEA	P	14	705	61	50.4	2	0	0	2	8	115	1	39.3
25	Townsend	HOU	P	11	500	60	45.5	1	1	4	1	2	11	4	39.1
26	Stonehouse	TEN	P	13	681	63	52.4	0	2	0	0	10	114	3	37.8
27	Hekker	CAR	P	16	679	64	42.4	0	0	4	2	6	75	4	37.8

2024 NATIONAL FOOTBALL LEAGUE

2024 NATIONAL FOOTBALL LEAGUE

NFL PUNT RETURN LEADERS

RANK	PLAYER	TEAM	POS	RET	FC	YDS	AVG	LONG	TD
1	Turpin	DAL	WR	5	2	96	19.2	60t	1
2	Shaheed	NO	WR	4	1	60	15.0	47	0
3	Darden	CLE	WR	5	0	72	14.4	28	0
4	Harty	BAL	WR	4	3	47	11.8	16	0
5	Blackshear	CAR	RB	4	1	46	11.5	16	0
6	*D. Williams	SEA	CB	5	7	57	11.4	23	0
7	Mims	DEN	WR	9	2	94	10.4	27	0
8	Williams	ATL	RB	5	2	51	10.2	28	0
9	M. Jones	NE	CB	5	2	46	9.2	15	0
10	Raymond	DET	WR	10	2	90	9.0	17	0
11	Carter	CHI	WR	8	4	69	8.6	20	0
12	Austin	PIT	WR	11	5	94	8.5	16	0
13	*Jackson	TEN	WR	11	2	91	8.3	18	0
14	Gipson	NYJ	WR	8	2	66	8.3	21	0
15	Proche	CLE	WR	8	0	63	7.9	14	0
16	Tucker	LV	WR	6	3	44	7.3	21	0
17	Jones	CIN	WR	5	1	31	6.2	10	0
18	*Cowing	SF	WR	4	1	24	6.0	9	0
19	Sims	HOU	WR	6	4	16	2.7	11	0

2024 NATIONAL FOOTBALL LEAGUE

NFL KICKOFF RETURN LEADERS

RANK	PLAYER	TEAM	POS	RET	YDS	AVG	LONG	TD
1	Ekeler	WAS	RB	4	145	36.3	62	0
2	Carter	CHI	WR	4	143	35.8	67	0
3	Abdullah	LV	RB	4	115	28.8	35	0
4	*Gould	IND	WR	4	109	27.3	32	0
5t	C. Brown	CIN	RB	5	134	26.8	29	0
5t	Gipson	NYJ	WR	5	134	26.8	33	0
7	*Jackson	TEN	WR	9	241	26.8	33	0
8	Blackshear	CAR	RB	12	310	25.8	31	0
9	Gray	NYG	RB	8	202	25.3	30	0
10	Darden	CLE	WR	4	97	24.3	28	0
11	J. Thomas	DAL	DB	6	144	24.0	33	0
12	Shenault	SEA	WR	5	119	23.8	31	0
13	Gainwell	PHI	RB	4	89	22.3	29	0
14	Davis	LAC	WR	4	85	21.3	35	0

2024 NATIONAL FOOTBALL LEAGUE

2024 NATIONAL FOOTBALL LEAGUE

NFL INTERCEPTION LEADERS

RANK	PLAYER	TEAM	POS	INT	YARDS	AVG	LONG	TD
1	McKinney	GB	SAF	3	35	11.7	18	0
2t	Alexander	GB	CB	2	52	26.0	35t	1
2t	Blankenship	PHI	SAF	2	1	0.5	1	0
2t	Ingram	BUF	DB	2	56	28.0	31t	1
2t	J. Johnson	CHI	CB	2	11	5.5	9	0
2t	Jones	IND	DB	2	5	2.5	5	0
2t	K. Joseph	DET	SAF	2	0	0.0	0	0
2t	Mathieu	NO	FS	2	23	11.5	23	0
9t	Adebo	NO	CB	1	47	47.0	47	0
9t	Bates	ATL	FS	1	0	0.0	0	0
9t	Benford	BUF	CB	1	6	6.0	6	0
9t	Branch	DET	SAF	1	1	1.0	1	0
9t	*Bullock	HOU	SAF	1	0	0.0	0	0
9t	Bynum	MIN	SS	1	3	3.0	3	0
9t	Conner	KC	DB	1	3	3.0	3	0
9t	Davis-Gaither	CIN	LB	1	12	12.0	12	0
9t	Diggs	DAL	CB	1	1	1.0	1	0
9t	Dupree	LAC	OLB	1	0	0.0	0	0
9t	Echols	NYJ	CB	1	0	0.0	0	0
9t	Edmunds	CHI	MLB	1	0	0.0	0	0
9t	D. Elliott	PIT	DB	1	0	0.0	0	0
9t	Flannigan-Fowles	SF	LB	1	0	0.0	0	0
9t	Ford	LAC	DT	1	3	3.0	3	0
9t	Gardeck	ARI	LB	1	10	10.0	10	0
9t	Grugier-Hill	MIN	OLB	1	5	5.0	5	0
9t	Hamlin	BUF	SS	1	19	19.0	19	0
9t	Harris	NO	DB	1	7	7.0	7	0
9t	Horn	CAR	CB	1	0	0.0	0	0
9t	Howden	NO	SAF	1	-5	-5.0	-5	0
9t	Humphrey	BAL	CB	1	0	0.0	0	0
9t	Izien	TB	DB	1	17	17.0	17	0
9t	Jackson	PIT	CB	1	49	49.0	49	0
9t	M. Jackson	CAR	CB	1	1	1.0	1	0
9t	J. Johnson	LAR	SS	1	0	0.0	0	0
9t	B. Jones	DEN	SAF	1	37	37.0	37	0
9t	Kazee	PIT	SS	1	5	5.0	5	0
9t	Kendricks	DAL	MLB	1	8	8.0	8	0
9t	Kohou	MIA	CB	1	2	2.0	2	0
9t	*Lassiter	HOU	CB	1	9	9.0	9	0
9t	Love	SEA	SS	1	0	0.0	0	0
9t	McCollum	TB	CB	1	4	4.0	4	0
9t	Metellus	MIN	SAF	1	12	12.0	12	0
9t	Molden	LAC	CB	1	3	3.0	3	0
9t	*Muasau	NYG	LB	1	1	1.0	1	0
9t	Sieler	MIA	DE	1	0	0.0	0	0
9t	Simmons	ATL	FS	1	0	0.0	0	0
9t	Singleton	DEN	LB	1	21	21.0	21	0
9t	Smith	MIN	FS	1	0	0.0	0	0
9t	Smith	BAL	ILB	1	0	0.0	0	0
9t	Spillane	LV	LB	1	0	0.0	0	0
9t	Stevenson	CHI	CB	1	43	43.0	43t	1
9t	Stingley	HOU	CB	1	0	0.0	0	0
9t	Taylor-Britt	CIN	CB	1	0	0.0	0	0
9t	Trice	PIT	CB	1	0	0.0	0	0
9t	Van Ginkel	MIN	OLB	1	10	10.0	10t	1

2024 NATIONAL FOOTBALL LEAGUE

NFL INTERCEPTION LEADERS

RANK	PLAYER	TEAM	POS	INT	YARDS	AVG	LONG	TD
9t	Warner	SF	MLB	1	25	25.0	25	0
9t	*Williams	GB	SAF	1	1	1.0	1	0
9t	Wilson	DAL	DB	1	0	0.0	0	0
9t	Er. Wilson	GB	LB	1	0	0.0	0	0
9t	Woolen	SEA	CB	1	4	4.0	4	0

2024 NATIONAL FOOTBALL LEAGUE

NFL SACK LEADERS

RANK	PLAYER	TEAM	POS	SACKS
1	Hutchinson	DET	DE	6.5
2	McDonald	NYJ	DE	5.0
3t	Greenard	MIN	LB	4.0
3t	P. Jones	MIN	LB	4.0
3t	Van Noy	BAL	MLB	4.0
3t	White	NE	DE	4.0
7	Taylor	NO	CB	3.5
8t	Bresee	NO	DT	3.0
8t	Cooper	DEN	LB	3.0
8t	Crosby	LV	DE	3.0
8t	Gardeck	ARI	LB	3.0
8t	Granderson	NO	DE	3.0
8t	D. Hall	SEA	LB	3.0
8t	Hendrickson	CIN	DE	3.0
8t	Landry	TEN	LB	3.0
8t	Lawrence	NYG	DT	3.0
8t	Mafe	SEA	LB	3.0
8t	Miller	BUF	OLB	3.0
8t	Pinnock	NYG	SS	3.0
8t	Rousseau	BUF	DE	3.0
8t	Van Ginkel	MIN	OLB	3.0
8t	Watt	PIT	OLB	3.0
8t	Wyatt	GB	DT	3.0
24t	Anderson	HOU	DE	2.5
24t	Mack	LAC	OLB	2.5
24t	Oweh	BAL	LB	2.5
27t	Allen	DEN	DE	2.0
27t	Barnett	HOU	DE	2.0
27t	Baun	PHI	LB	2.0
27t	Bosa	LAC	LB	2.0
27t	Bosa	SF	DE	2.0
27t	C. Campbell	MIA	DE	2.0
27t	Dexter	CHI	DT	2.0
27t	Edwards	HOU	DE	2.0
27t	Ferrell	WAS	DE	2.0
27t	Garrett	CLE	DE	2.0
27t	Ni. Herbig	PIT	LB	2.0
27t	Kendricks	DAL	MLB	2.0
27t	Lawrence	DAL	DE	2.0
27t	Murray	TEN	LB	2.0
27t	Settle	HOU	DT	2.0
27t	P. Smith	GB	DE	2.0
27t	Smith	CLE	DE	2.0
27t	D. Taylor	CHI	DE	2.0
27t	Tillman	DEN	LB	2.0
27t	Walker	JAX	DE	2.0
27t	Young	LAR	LB	2.0
48t	Buckner	IND	DT	1.5
48t	Clemons	NYJ	DE	1.5
48t	Enagbare	GB	DE	1.5
48t	Hunter	HOU	DE	1.5
48t	Jarrett	ATL	DT	1.5
48t	Judon	ATL	OLB	1.5
48t	McFadden	NYG	LB	1.5
48t	Okereke	NYG	ILB	1.5

2024 NATIONAL FOOTBALL LEAGUE

NFL SACK LEADERS

RANK	PLAYER	TEAM	POS	SACKS
48t	Paye	IND	DE	1.5
48t	Peevy	CAR	DT	1.5
48t	Thomas	NYJ	DE	1.5
48t	L. Williams	SEA	DE	1.5

2024 NATIONAL FOOTBALL LEAGUE

NFL LEADERS IN FUMBLE RECOVERIES

RANK	PLAYER	TEAM	POS	TOTAL	OWN TEAM	OPP TEAM
1t	Burrow	CIN	QB	2	2	0
1t	*Fiske	LAR	DT	2	0	2
1t	Richardson	IND	QB	2	2	0
1t	Robinson	ATL	RB	2	2	0
1t	Tolbert	DAL	WR	2	2	0
1t	Yiadam	SF	CB	2	1	1
7t	Allegretti	WAS	OG	1	1	0
7t	Allen	BUF	QB	1	1	0
7t	Anudike-Uzomah	KC	DE	1	0	1
7t	Armstead	MIA	OT	1	1	0
7t	Baker	SEA	OLB	1	0	1
7t	Barkley	PHI	RB	1	1	0
7t	Belton	NYG	SAF	1	1	0
7t	Biadasz	WAS	C	1	1	0
7t	Bitonio	CLE	OG	1	1	0
7t	Byard	CHI	FS	1	0	1
7t	*Chatman	NYG	DT	1	0	1
7t	Chestnut	TEN	RB	1	0	1
7t	Chinn	WAS	SAF	1	0	1
7t	Clark	NYJ	FS	1	0	1
7t	Collier	ARI	DE	1	0	1
7t	Collins	SF	DT	1	0	1
7t	Conner	KC	DB	1	0	1
7t	Darnold	MIN	QB	1	1	0
7t	Delpit	CLE	SAF	1	0	1
7t	Edwards	CHI	LB	1	0	1
7t	Fields	PIT	QB	1	1	0
7t	Foreman	CLE	RB	1	1	0
7t	Franks	CAR	TE	1	0	1
7t	Gay	NO	LB	1	0	1
7t	L. Hall	TB	DE	1	0	1
7t	Hawkins	NE	SAF	1	0	1
7t	Herbert	LAC	QB	1	1	0
7t	Hickman	CLE	SAF	1	0	1
7t	Jenkins	CHI	OT	1	1	0
7t	Jewell	CAR	ILB	1	0	1
7t	D. Johnson	JAX	RB	1	1	0
7t	B. Jones	DEN	SAF	1	0	1
7t	Jones	NYG	QB	1	1	0
7t	J. Jones	ARI	DT	1	0	1
7t	M. Jones	NE	CB	1	0	1
7t	Jordan	NE	OG	1	1	0
7t	Kohou	MIA	CB	1	0	1
7t	*Latu	IND	DE	1	0	1
7t	Mack	LAC	OLB	1	0	1
7t	Mason	SF	RB	1	1	0
7t	Mathieu	NO	FS	1	0	1
7t	Mayfield	TB	QB	1	1	0
7t	McBride	ARI	TE	1	1	0
7t	Melton	GB	WR	1	1	0
7t	Miller	LV	OT	1	1	0
7t	Ojulari	NYG	LB	1	0	1
7t	Okereke	NYG	ILB	1	0	1
7t	Powell	MIN	WR	1	1	0
7t	Pratt	CIN	LB	1	0	1

2024 NATIONAL FOOTBALL LEAGUE

NFL LEADERS IN FUMBLE RECOVERIES

RANK	PLAYER	TEAM	POS	TOTAL	OWN TEAM	OPP TEAM
7t	Prescott	DAL	QB	1	1	0
7t	Skinner	DEN	SAF	1	0	1
7t	Skule	TB	OT	1	1	0
7t	Slater	LAC	OT	1	1	0
7t	G. Smith	SEA	QB	1	1	0
7t	Stevenson	NE	RB	1	1	0
7t	Stewart	IND	DT	1	0	1
7t	Taylor	LAC	CB	1	0	1
7t	Toohill	BUF	DE	1	0	1
7t	Trautman	DEN	TE	1	1	0
7t	Van Ness	GB	DE	1	0	1
7t	Ji. Ward	MIN	LB	1	0	1
7t	Warren	PIT	RB	1	1	0
7t	Washington	JAX	WR	1	1	0
7t	Watt	PIT	OLB	1	0	1
7t	*Ca. Williams	CHI	QB	1	1	0
7t	Williams	BUF	LB	1	0	1
7t	Williams	BAL	FS	1	0	1
7t	Quin. Williams	NYJ	OLB	1	0	1
7t	Wilson	MIA	RB	1	1	0
7t	Wyatt	GB	DT	1	0	1

2024 NATIONAL FOOTBALL LEAGUE

NFL LEADERS IN RECOVERIES OF FUMBLES BY OWN TEAM

RANK	PLAYER	TEAM	POS	REC	YARDS	AVG	LONG	TD
1t	Burrow	CIN	QB	2	0	0.0	0t	0
1t	Richardson	IND	QB	2	0	0.0	0t	0
1t	Robinson	ATL	RB	2	0	0.0	0t	0
1t	Tolbert	DAL	WR	2	0	0.0	0t	0
5t	Allegretti	WAS	OG	1	0	0.0	0t	0
5t	Allen	BUF	QB	1	0	0.0	0t	0
5t	Armstead	MIA	OT	1	0	0.0	0t	0
5t	Barkley	PHI	RB	1	0	0.0	0t	0
5t	Belton	NYG	SAF	1	0	0.0	0t	0
5t	Biadasz	WAS	C	1	0	0.0	0t	0
5t	Bitonio	CLE	OG	1	0	0.0	0t	0
5t	Darnold	MIN	QB	1	0	0.0	0t	0
5t	Fields	PIT	QB	1	0	0.0	0t	0
5t	Foreman	CLE	RB	1	0	0.0	0t	0
5t	Herbert	LAC	QB	1	0	0.0	0t	0
5t	Jenkins	CHI	OT	1	0	0.0	0t	0
5t	D. Johnson	JAX	RB	1	0	0.0	0t	0
5t	Jones	NYG	QB	1	0	0.0	0t	0
5t	Jordan	NE	OG	1	0	0.0	0t	0
5t	Mason	SF	RB	1	0	0.0	0t	0
5t	Mayfield	TB	QB	1	0	0.0	0t	0
5t	McBride	ARI	TE	1	0	0.0	0t	1
5t	Melton	GB	WR	1	0	0.0	0t	0
5t	Miller	LV	OT	1	0	0.0	0t	0
5t	Powell	MIN	WR	1	7	7.0	7	0
5t	Prescott	DAL	QB	1	0	0.0	0t	0
5t	Skule	TB	OT	1	0	0.0	0t	0
5t	Slater	LAC	OT	1	0	0.0	0t	0
5t	G. Smith	SEA	QB	1	0	0.0	0t	0
5t	Stevenson	NE	RB	1	0	0.0	0t	0
5t	Trautman	DEN	TE	1	2	2.0	2	0
5t	Warren	PIT	RB	1	0	0.0	0t	0
5t	Washington	JAX	WR	1	0	0.0	0t	0
5t	*Ca. Williams	CHI	QB	1	0	0.0	0t	0
5t	Wilson	MIA	RB	1	0	0.0	0t	0
5t	Yiadam	SF	CB	1	0	0.0	0t	0

2024 NATIONAL FOOTBALL LEAGUE

NFL LEADERS IN RECOVERIES OF FUMBLES BY OPPOSING TEAM

RANK	PLAYER	TEAM	POS	REC	YARDS	AVG	LONG	TD
1	*Fiske	LAR	DT	2	8	4.0	8	0
2t	Anudike-Uzomah	KC	DE	1	0	0.0	0t	0
2t	Baker	SEA	OLB	1	0	0.0	0t	0
2t	Byard	CHI	FS	1	0	0.0	0t	0
2t	*Chatman	NYG	DT	1	0	0.0	0t	0
2t	Chestnut	TEN	RB	1	0	0.0	0t	0
2t	Chinn	WAS	SAF	1	0	0.0	0t	0
2t	Clark	NYJ	FS	1	0	0.0	0t	0
2t	Collier	ARI	DE	1	0	0.0	0t	0
2t	Collins	SF	DT	1	0	0.0	0t	0
2t	Conner	KC	DB	1	38	38.0	38t	1
2t	Delpit	CLE	SAF	1	0	0.0	0t	0
2t	Edwards	CHI	LB	1	0	0.0	0t	0
2t	Franks	CAR	TE	1	0	0.0	0t	0
2t	Gay	NO	LB	1	4	4.0	4	0
2t	L. Hall	TB	DE	1	0	0.0	0t	0
2t	Hawkins	NE	SAF	1	0	0.0	0t	0
2t	Hickman	CLE	SAF	1	0	0.0	0t	0
2t	Jewell	CAR	ILB	1	0	0.0	0t	0
2t	B. Jones	DEN	SAF	1	34	34.0	34	0
2t	J. Jones	ARI	DT	1	0	0.0	0t	0
2t	M. Jones	NE	CB	1	17	17.0	17	0
2t	Kohou	MIA	CB	1	0	0.0	0t	0
2t	*Latu	IND	DE	1	0	0.0	0t	0
2t	Mack	LAC	OLB	1	22	22.0	22	0
2t	Mathieu	NO	FS	1	0	0.0	0t	0
2t	Ojulari	NYG	LB	1	0	0.0	0t	0
2t	Okereke	NYG	ILB	1	1	1.0	1	0
2t	Pratt	CIN	LB	1	0	0.0	0t	0
2t	Skinner	DEN	SAF	1	0	0.0	0t	0
2t	Stewart	IND	DT	1	0	0.0	0t	0
2t	Taylor	LAC	CB	1	0	0.0	0t	0
2t	Toohill	BUF	DE	1	0	0.0	0t	0
2t	Van Ness	GB	DE	1	0	0.0	0t	0
2t	Ji. Ward	MIN	LB	1	2	2.0	2	0
2t	Watt	PIT	OLB	1	0	0.0	0t	0
2t	Williams	BUF	LB	1	0	0.0	0t	0
2t	Williams	BAL	FS	1	0	0.0	0t	0
2t	Quin. Williams	NYJ	OLB	1	0	0.0	0t	0
2t	Wyatt	GB	DT	1	0	0.0	0t	0
2t	Yiadam	SF	CB	1	0	0.0	0t	0

2024 NATIONAL FOOTBALL LEAGUE

NFL OFFENSIVE RANKS

BAL	BUF	CIN	CLE	DEN	HOU	IND	JAX	KC	LAC	LV	MIA	NE	NYJ	PIT	TEN		ARI	ATL	CAR	CHI	DAL	DET	GB	LAR	MIN	NO	NYG	PHI	SEA	SF	TB	WAS
1	13	15	31	23	11	17	27	14	25	21	16	32	18	24	29	TotYd/G	7	20	28	30	9t	4	5	19	12	9t	22	2	8	3	26	6
1	5	11	31	26	19	3	24	15	20	22	23	30	16	28	29	TotYd/P	9	13	27	32	17	12	2	18	6	7	25	10	14	4	21	8
2	14	28	24	22	17	11	16	15	7	32	25	8	21	12	20	RusYd/G	9	18	26	31	30	4	1	29	13	6	19	3	23	10	27	5
1	22	13	15	20	18	4	3	21	7	32	27	9	24	28	12	RusAvg	5	17	23	31	29	8	2	30	10	14	19	6	26	16	25	11
10	14	6	30	19	8	24	27	12	31	4	11	32	13	29	28	PasYd/G	17	18	26	25	1	7	22	9	16	20	21	5	3	2	23	15
5	2	14	32	27	23	7	28	12	24	19	22	31	16	21	29	PasAvg	13	9	26	30	18	15	3	17	8	1	25	10	11	4	20	6
9	1t	1t	15	26	16	32	6	30	13	20	21	1t	8	11	31	%PasInt	10	27	24	25	14	28	12	5	19	23	17	29	22	7	18	1t
2	1	15t	29	3	23	8	28	5	22	24	20	30	7	17	32	Sac/PasP	11	9	18	25	12	4	13	19	26	6	14	10	15t	21	31	27
2t	7t	7t	27t	30	12t	27t	17t	6	31t	23t	26	29	15	23t	17t	1D/G	10t	16	31t	23t	7t	2t	17t	10t	20t	12t	20t	4	12t	1	20t	5
11t	10	11t	32	28	20	26	30	21	16	25	18	23t	1	7	27	3D Eff	4	29	31	23t	9	5	8	22	3	2	17	15	19	11t	11t	6
10t	1t	8	12	10t	9	21	20	1t	27t	25	26	1t	27t	27t	23t	4D Eff	27t	16t	22	7	23t	13t	1t	13t	1t	27t	16t	13t	16t	16t	27t	1t
10	5	28	14	13	32	3	30	21	16	25	7	17	23	20	22	PR Avg	8t	15	11	19	2	18	31	4	26	8t	27	24	12	29	6	1
23	2	21	22	26	5	10	30	11t	28	9	7	27	13	32	17	KR Avg	1	14	18	8	15	11t	24	6	31	4	19	25	16	29	20	3
28	20	1	14	11	29	6	2	10	18	9	19	3	15	4	25t	GPunAvg	12	5	27	25t	7	13	23t	17	21	31	16	32	8	30	23t	22
22	11	1	20	3	28	2	5	14	21	6	10	4	15	9	29	NPunAvg	13	17	30	23	18	8	26	12	7	25	16	31	27	32	24	19
11	1	13	25	23	21	17t	30	7t	17t	17t	32	31	14	24	28	Pts/G	4	26t	26t	22	6	16	7t	20	3	2	29	12	9t	9t	15	5
31	21	16t	23t	1t	16t	32	23t	1t	1t	27	28t	18t	28t	14	1t	FG%	1t	1t	1t	18t	1t	1t	22	1t	1t	1t	28t	23t	18t	15	1t	23t

NFL DEFENSIVE RANKS

BAL	BUF	CIN	CLE	DEN	HOU	IND	JAX	KC	LAC	LV	MIA	NE	NYJ	PIT	TEN		ARI	ATL	CAR	CHI	DAL	DET	GB	LAR	MIN	NO	NYG	PHI	SEA	SF	TB	WAS
23	8t	13	12	3	4	31	26	25	6	30	11	19	7	1	5	TotYd/G	17	18	24	8t	28	10	20	32	14	21	15	22	2	16	27	29
24	2	14	12	3	5	16	26	22	7	29	25	17	8	4	6	TotYd/P	19	10	23	11	28	13	20	32	9	18	15	27	1	30	21	31
1	16	26	13t	21	7	31	11	13t	6	29	12	5	22	2t	20	RusYd/G	19	27	28	17t	32	4	10	30	2t	8	23	24	15	9	25	17t
1	22	11	13	16	10	15	8	12	7	31	17	5	25	2	18	RusAvg	6	9	23	19	32	4	24	28	3	20	27	30	14	21	26	29
32	8t	8t	15	2	6	21	30	28	10	23	12	27	4	5	3	PasYd/G	16	11	17	7	14	19	22	29	26	25	13	18	1	20	24	31
27	2	20	12	3	6	18	28	22	10	23	26	19	4	9	5	PasAvg	29	13	25	7	24	15	16	32	8	14	11	21	1	30	17	31
21	8	11	28t	13	7	18	28t	27	9	26	12	28t	24	2	28t	%PasInt	22	17	15	3	6	10	1	23	5	4	25	16	19	14	20	28t
17	12	23	13	4	3	18	28	25	16	26	19	22	1	7	15	Sac/PasP	6	31	24	20	14	21	9	27	5	10	2	29	8	11	32	30
28	17t	19t	12	10	6	32	21t	24t	2	16	8t	19t	13t	1	3	1D/G	21t	21t	26t	5	26t	17t	24t	30t	13t	8t	13t	11	4	7	29	30t
25	22t	21	7	8	24	28	22t	18t	12	11	5	29	18t	1	9	3D Eff	15t	26	27	2	15t	3	6	31	10	17	20	13	4	30	14	32
1t	9	28t	28t	1t	17t	27	25	16	3t	28t	11t	6t	26	21t	28t	4D Eff	11t	17t	6t	11t	17t	3t	11t	28t	10	6t	17t	11t	3t	21t	21t	21t
5	8t	14	31	4	6t	3	20	8t	25	22t	12	15	11	16	22t	PR Avg	19	21	26	13	28	1	24	18	2	8t	17	6t	27	32	29	30
27	30	31	9	7	13	17t	26	17t	24	23	12	21	5t	4	28	KR Avg	32	17t	20	25	10	2	8	1	5t	11	29	3	22	15	16	14
18	11	30	28	25	19	2	10	13	22	7	26	31	17	29	14t	GPunAvg	23	14t	9	8	16	20	24	32	5	1	12	3	27	21	6	4
7	3	32	10	14	31	4	22	15t	28	11	21	23	20	29	6	NPunAvg	26	18	9	19	12	17	30	15t	8	1	27	5	25	24	13	2
24t	7	26	20	6	23	13t	28	15t	3	27	22	10t	8	1	24t	Pts/G	18t	13t	32	10t	30	9	12	31	2	5	18t	17	4	21	15t	29
20t	20t	20t	4t	20t	20t	8t	15t	15t	2t	19	1	10t	20t	20t	20t	FG%	20t	20t	14	20t	2t	20t	4t	10t	4t	10t	15t	18	4t	20t	8t	10t
18	1	20t	23	13	25t	16	31	10	5t	27	30	24	9	5t	28	PPG Diff	7	20t	32	17	20t	11	8	29	3	2	25t	12	4	14	15	19
3	9	15	25	10	5	27	29	23	16	28	12	26	11	8	18	Yd/G Diff	13	20	30	24	22	1	7	32	14	17	21	6	2	4	31	19

***LAST WEEK'S
GAME BOOK***

National Football League Game Summary

NFL Copyright © 2024 by The National Football League. All rights reserved. This summary and play-by-play is for the express purpose of assisting media in their coverage of the game; any other use of this material is prohibited without the written permission of the National Football League.

Date: Sunday, 9/22/2024

Los Angeles Chargers at Pittsburgh Steelers

Start Time: 1:02 PM EDT

at Acrisure Stadium, Pittsburgh, PA

Game Day Weather

Game Weather: Partly Cloudy
Open Stadium on Natural Grass

Temp: 78° F (25.6° C) Humidity: 68%, Wind: SE 2 mph
Outdoor Weather: Partly Cloudy

Officials

Referee: Kemp, Alex (55) Umpire: Morton, Mike (89) Down Judge: Richeson, Robert (100)
Line Judge: Baynes, Rusty (59) Field Judge: Petty, Sean (28) Side Judge: van Pham, Lo (99)
Back Judge: Helverson, Scott (93) Replay Official: Frye, Gerald (0)

Lineups

Los Angeles Chargers

Offense		Defense	
WR 15	L.McConkey	OLB 52	K.Mack
TE 81	W.Dissly	DL 93	O.Ogbonnia
LT 70	R.Slater	DL 95	P.Ford
LG 77	Z.Johnson	EDGE 97	J.Bosa
C 75	B.Bozeman	LB 0	D.Henley
RG 79	T.Pipkins	LB 6	D.Perryman
RT 76	J.Alt	CB 22	E.Molden
WR 1	Q.Johnston	CB 26	A.Samuel
QB 10	J.Herbert	CB 7	K.Fulton
FB 44	S.Matlock	S 3	D.James
RB 27	J.Dobbins	S 32	A.Gilman

Pittsburgh Steelers

Offense		Defense	
TE 88	P.Freiermuth	ROLB 56	A.Highsmith
LT 65	D.Moore	DT 97	Ca.Heyward
LG 74	S.Anderson	NT 95	K.Benton
C 54	Z.Frazier	DE 99	L.Ogunjobi
RG 78	J.Daniels	LILB 90	T.Watt
RT 77	B.Jones	LILB 6	P.Queen
WR 11	V.Jefferson	RILB 50	E.Roberts
WR 14	G.Pickens	RCB 24	J.Porter
WR 84	C.Patterson	FS 39	M.Fitzpatrick
QB 2	J.Fields	SS 25	D.Elliott
RB 22	N.Harris	LCB 26	D.Jackson

Substitutions

RB 4 G.Edwards, QB 8 T.Heinicke, K 11 C.Dicker, WR 12 D.Davis, P 16 J.Scott, CB 20 C.Hart, S 24 A.Finley, RB 28 H.Haskins, DB 33 D.Leonard, DB 36 J.Taylor, LB 43 T.Dye, OLB 45 T.Tuipulotu, LS 47 J.Harris, OLB 48 B.Dupree, DL 56 M.Fox, LB 58 S.Quarterman, OL 64 B.Jaimes, OL 68 J.Salyer, WR 82 B.Rice, TE 83 E.Tomlinson, TE 84 S.Smartt, WR 87 S.Fehoko, TE 88 H.Hurst, DT 90 T.Tart

Substitutions

P 8 C.Waitman, K 9 C.Boswell, WR 13 S.Miller, WR 19 C.Austin, S 23 D.Kazee, DB 27 C.Trice, S 28 M.Killebrew, RB 30 J.Warren, CB 31 B.Bishop, S 34 J.Elliott, LB 41 P.Wilson, CB 42 J.Pierre, LS 46 C.Kuntz, LB 51 Ni.Herbig, DT 57 M.Adams, C 62 R.McCollum, G 66 M.McCormick, TE 80 D.Washington, TE/FB 83 Co.Heyward, TE 87 R.Williams, DT 92 I.Loudermilk, LB 93 M.Robinson, DT 94 D.Lowry, DE 98 D.Leal

Did Not Play

QB 2 E.Stick, T 73 F.Sarell

Did Not Play

QB 4 K.Allen, OL 68 J.Legue

Not Active

WR 5 J.Palmer, LB 25 J.Colson, CB 29 T.Still, RB 30 K.Vidal, OL 71 J.McFadden, DL 92 J.Eboigbe

Not Active

3QB 3 R.Wilson, WR 10 Ro.Wilson, CB 21 D.Rush, S 38 T.Edmunds, G 73 I.Seumalo, TE 81 M.Pruitt

Field Goals (made () & missed)

Player	Attempts	Made	Missed	OT	Total		
C.Dicker	(28)	1	2	3	4		
C.Boswell	62	WR (38)	(30)				
VISITOR: Los Angeles Chargers		7	3	0	0	10	
HOME: Pittsburgh Steelers		0	7	3	10	0	20

Scoring Plays

Team	Qtr	Time	Play Description (Extra Point) (Drive Info)	Visitor	Home
Chargers	1	2:46	Q.Johnston 27 yd. pass from J.Herbert (C.Dicker kick) (5-59, 2:48)	7	0
Steelers	2	10:17	J.Fields 5 yd. run (C.Boswell kick) (13-70, 7:29)	7	7
Chargers	2	3:13	C.Dicker 28 yd. Field Goal (12-60, 7:04)	10	7
Steelers	3	9:05	C.Boswell 38 yd. Field Goal (12-50, 5:55)	10	10
Steelers	4	14:14	C.Boswell 30 yd. Field Goal (12-73, 6:26)	10	13
Steelers	4	7:02	C.Austin 55 yd. pass from J.Fields (C.Boswell kick) (5-84, 2:43)	10	20

Paid Attendance: 66,734

Time: 2:41

Los Angeles Chargers vs Pittsburgh Steelers
9/22/2024 at Acrisure Stadium

Final Individual Statistics

Los Angeles Chargers

RUSHING	ATT	YDS	AVG	LG	TD
J.Dobbins	15	44	2.9	13	0
G.Edwards	3	9	3.0	6	0
D.Davis	1	8	8.0	8	0
J.Herbert	1	0	0.0	0	0
Total	20	61	3.1	13	0

PASSING	ATT	CMP	YDS	SK/YD	TD	LG	IN	RT
J.Herbert	18	12	125	2/14	1	27	0	105.1
T.Heinicke	2	2	24	3/28	0	18	0	116.7
Total	20	14	149	5/42	1	27	0	108.1

PASS RECEIVING	TAR	REC	YDS	AVG	LG	TD
L.McConkey	6	3	44	14.7	18	0
W.Dissly	3	3	19	6.3	7	0
J.Dobbins	3	3	10	3.3	6	0
Q.Johnston	2	2	44	22.0	27	1
H.Hurst	2	2	15	7.5	8	0
S.Fehoko	3	1	17	17.0	17	0
Total	19	14	149	10.6	27	1

INTERCEPTIONS	NO	YDS	AVG	LG	TD
B.Dupree	1	0	0.0	0	0
Total	1	0	0.0	0	0

PUNTING	NO	YDS	AVG	NET	TB	IN20	LG
J.Scott	7	350	50.0	47.1	0	3	63
Total	7	350	50.0	47.1	0	3	63

PUNT RETURNS	NO	YDS	AVG	FC	LG	TD
D.Davis	1	5	5.0	2	5	0
Total	1	5	5.0	2	5	0

KICKOFF RETURNS	NO	YDS	AVG	FC	LG	TD
D.Davis	2	37	18.5	0	23	0
[TOUCHBACK]	3	0	0.0	0	0	0
Total	2	37	18.5	0	23	0

Pittsburgh Steelers

RUSHING	ATT	YDS	AVG	LG	TD
N.Harris	18	70	3.9	21	0
C.Patterson	4	33	8.3	14	0
J.Fields	6	6	1.0	5	1
J.Warren	3	5	1.7	3	0
Total	31	114	3.7	21	1

PASSING	ATT	CMP	YDS	SK/YD	TD	LG	IN	RT
J.Fields	32	25	245	2/13	1	55	1	96.0
Total	32	25	245	2/13	1	55	1	96.0

PASS RECEIVING	TAR	REC	YDS	AVG	LG	TD
G.Pickens	7	5	57	11.4	27	0
N.Harris	5	5	16	3.2	8	0
C.Austin	5	4	95	23.8	55	1
P.Freiermuth	5	4	33	8.3	15	0
C.Patterson	5	3	15	5.0	6	0
S.Miller	2	2	31	15.5	20	0
Co.Heyward	1	1	2	2.0	2	0
J.Warren	1	1	-4	-4.0	-4	0
Total	31	25	245	9.8	55	1

INTERCEPTIONS	NO	YDS	AVG	LG	TD
Total	0	0	0	0	0

PUNTING	NO	YDS	AVG	NET	TB	IN20	LG
C.Waitman	3	156	52.0	50.3	0	1	56
Total	3	156	52.0	50.3	0	1	56

PUNT RETURNS	NO	YDS	AVG	FC	LG	TD
C.Austin	2	20	10.0	5	13	0
Total	2	20	10.0	5	13	0

KICKOFF RETURNS	NO	YDS	AVG	FC	LG	TD
[TOUCHBACK]	3	0	0.0	0	0	0
Total	0	0	0.0	0	0	0

Los Angeles Chargers

FUMBLES	FUM	LOST	OWN-REC	YDS	TD	FORCED	OPP-REC	YDS	TD	OUT-BDS
J.Herbert	1	0	1	0	0	0	0	0	0	0
B.Bozeman	1	0	0	-3	0	0	0	0	0	0
R.Slater	0	0	1	0	0	0	0	0	0	0
Total	2	0	2	-3	0	0	0	0	0	0

Pittsburgh Steelers

FUMBLES	FUM	LOST	OWN-REC	YDS	TD	FORCED	OPP-REC	YDS	TD	OUT-BDS
Ni.Herbig	0	0	0	0	0	1	0	0	0	0
Total	0	0	0	0	0	1	0	0	0	0

Final Team Statistics

	Visitor Chargers	Home Steelers
TOTAL FIRST DOWNS	10	20
By Rushing	3	7
By Passing	7	9
By Penalty	0	4
THIRD DOWN EFFICIENCY	3-11-27.3%	7-14-50.0%
FOURTH DOWN EFFICIENCY	0-0-0.0%	0-0-0.0%
TOTAL NET YARDS	168	346
Total Offensive Plays (inc. times thrown passing)	45	65
Average gain per offensive play	3.7	5.3
NET YARDS RUSHING	61	114
Total Rushing Plays	20	31
Average gain per rushing play	3.1	3.7
Tackles for a loss-number and yards	2-4	4-11
NET YARDS PASSING	107	232
Times thrown - yards lost attempting to pass	5-42	2-13
Gross yards passing	149	245
PASS ATTEMPTS-COMPLETIONS-HAD INTERCEPTED	20-14-0	32-25-1
Avg gain per pass play (inc.# thrown passing)	4.3	6.8
KICKOFFS Number-In End Zone-Touchbacks	3-3-3	5-5-3
PUNTS Number and Average	7-50.0	3-52.0
Had Blocked	0	0
FGs - PATs Had Blocked	0-0	0-0
Net Punting Average	47.1	50.3
TOTAL RETURN YARDAGE (Not Including Kickoffs)	5	20
No. and Yards Punt Returns	1-5	2-20
No. and Yards Kickoff Returns	2-37	0-0
No. and Yards Interception Returns	1-0	0-0
PENALTIES Number and Yards	7-69	3-15
FUMBLES Number and Lost	2-0	0-0
TOUCHDOWNS	1	2
Rushing	0	1
Passing	1	1
EXTRA POINTS Made-Attempts	1-1	2-2
Kicking Made-Attempts	1-1	2-2
FIELD GOALS Made-Attempts	1-1	2-3
RED ZONE EFFICIENCY	0-1-0%	1-4-25%
GOAL TO GO EFFICIENCY	0-0-0%	0-1-0%
SAFETIES	0	0
FINAL SCORE	10	20
TIME OF POSSESSION	26:09	33:51

Ball Possession And Drive Chart

Los Angeles Chargers

#	Time Recd	Time Lost	Time Poss	How Ball Obtained	Drive Began	# Play	Yds Gain	Yds Pen	Net Yds	1st Down	Last Scrm	How Given Up
1	15:00	12:30	2:30	Kickoff	LAC 30	3	7	-5	2	0	LAC 32	Punt
2	10:39	7:48	2:51	Punt	LAC 24	3	12	-10	2	0	LAC 26	Punt
3	5:34	2:46	2:48	Punt	LAC 41	5	59	0	59	3	PIT 27	Touchdown
4	10:17	3:13	7:04	Kickoff	LAC 30	12	60	0	60	4	* PIT 10	Field Goal
5	1:50	0:44	1:06	Punt	LAC 8	7	32	0	32	2	LAC 40	Punt
6	0:01	0:00	0:01	Missed FG	PIT 48	1	0	0	0	0	PIT 48	End of Half
7	9:05	8:01	1:04	Kickoff	LAC 12	3	-5	0	-5	0	LAC 7	Punt
8	7:53	5:40	2:13	Interception	LAC 34	3	-4	0	-4	0	LAC 30	Punt
9	14:14	9:45	4:29	Kickoff	LAC 20	6	18	5	23	1	LAC 43	Punt
10	7:02	4:59	2:03	Kickoff	LAC 30	3	-14	0	-14	0	LAC 16	Punt

(281) Average LAC 28

Pittsburgh Steelers

#	Time Recd	Time Lost	Time Poss	How Ball Obtained	Drive Began	# Play	Yds Gain	Yds Pen	Net Yds	1st Down	Last Scrm	How Given Up
1	12:30	10:39	1:51	Punt	PIT 21	3	3	0	3	0	PIT 24	Punt
2	7:48	5:34	2:14	Punt	PIT 24	3	-8	0	-8	0	PIT 16	Punt
3	2:46	10:17	7:29	Kickoff	PIT 30	13	70	0	70	5	* LAC 5	Touchdown
4	3:13	1:50	1:23	Kickoff	PIT 30	3	6	0	6	0	PIT 36	Punt
5	0:44	0:01	0:43	Punt	PIT 14	6	42	0	42	1	LAC 44	Missed FG
6	15:00	9:05	5:55	Kickoff	PIT 30	12	40	10	50	3	* LAC 20	Field Goal
7	8:01	7:53	0:08	Punt	LAC 41	1	0	0	0	0	LAC 41	Interception
8	5:40	14:14	6:26	Punt	PIT 15	12	44	29	73	4	* LAC 12	Field Goal
9	9:45	7:02	2:43	Punt	PIT 16	5	84	0	84	3	PIT 45	Touchdown
10	4:59	0:00	4:59	Punt	PIT 32	10	65	0	65	4	* LAC 2	End of Game

(271) Average PIT 27

* inside opponent's 20

Time of Possession by Quarter

	1st	2nd	3rd	4th	OT	Total
Visitor Los Angeles Chargers	8:09	8:11	3:17	6:32		26:09
Home Pittsburgh Steelers	6:51	6:49	11:43	8:28		33:51

Kickoff Drive No.-Start Average

Chargers: 5 - LAC 24

Steelers: 3 - PIT 30

Los Angeles Chargers vs Pittsburgh Steelers
9/22/2024 at Acrisure Stadium

Final Defensive Statistics

Los Angeles Chargers

Regular Defensive Plays

Special Teams

Misc

	TKL	AST	COMB	SK	/ YDS	TFL	Q	IN	PD	FF	FR	TKL	AST	FF	FR	BL	TKL	AST	FF	FR	
D.Henley	9	3	12	0	0	1	0	0	1	0	0	0	0	0	0	0	0	0	0	0	0
D.Perryman	6	3	9	0	0	1	0	0	0	0	0	0	0	0	0	0	0	0	0	0	0
D.James	5	3	8	1	6	2	1	0	0	0	0	0	0	0	0	0	0	0	0	0	0
K.Fulton	7	0	7	0	0	1	0	0	0	0	0	0	0	0	0	0	0	0	0	0	0
A.Gilman	4	2	6	0	0	0	0	0	1	0	0	0	0	0	0	0	0	0	0	0	0
K.Mack	2	3	5	1	7	1	2	0	0	0	0	0	0	0	0	0	0	0	0	0	0
M.Fox	3	1	4	0	0	0	1	0	0	0	0	0	0	0	0	0	0	0	0	0	0
P.Ford	2	2	4	0	0	0	1	0	0	0	0	0	0	0	0	0	0	0	0	0	0
T.Tuipulotu	2	2	4	0	0	2	0	0	0	0	0	0	0	0	0	0	0	0	0	0	0
J.Taylor	2	1	3	0	0	0	0	0	0	0	0	0	0	0	0	0	0	0	0	0	0
O.Ogbonnia	0	3	3	0	0	0	0	0	0	0	0	0	0	0	0	0	0	0	0	0	0
B.Dupree	1	1	2	0	0	0	0	1	1	0	0	0	0	0	0	0	0	0	0	0	0
A.Samuel	1	1	2	0	0	0	0	0	1	0	0	0	0	0	0	0	0	0	0	0	0
E.Molden	1	1	2	0	0	0	0	0	0	0	0	0	0	0	0	0	0	0	0	0	0
T.Tart	0	2	2	0	0	0	0	0	0	0	0	0	0	0	0	0	0	0	0	0	0
S.Matlock	0	2	2	0	0	0	0	0	0	0	0	0	0	0	0	0	0	0	0	0	0
T.Dye	1	0	1	0	0	0	0	0	0	0	0	0	0	0	0	0	0	0	0	0	0
S.Smartt	0	0	0	0	0	0	0	0	0	0	0	1	0	0	0	0	0	0	0	0	0
A.Finley	0	0	0	0	0	0	0	0	0	0	0	1	0	0	0	0	0	0	0	0	0
J.Herbert	0	0	0	0	0	0	0	0	0	0	0	0	0	0	0	0	0	0	0	0	1
R.Slater	0	0	0	0	0	0	0	0	0	0	0	0	0	0	0	0	0	0	0	0	1
Total	46	30	76	2	13	8	5	1	4	0	0	2	0	0	0	0	0	0	0	0	2

TKL = Tackle AST = Assist COMB = Combined QH=QB Hit IN = Interception PD = Pass Defense FF = Forced Fumble FR = Fumble Recovery

Pittsburgh Steelers

Regular Defensive Plays

Special Teams

Misc

	TKL	AST	COMB	SK	/ YDS	TFL	QH	IN	PD	FF	FR	TKL	AST	FF	FR	BL	TKL	AST	FF	FR	
P.Queen	4	4	8	0	0	0	0	0	1	0	0	0	0	0	0	0	0	0	0	0	0
D.Elliott	4	1	5	0	0	0	0	0	0	0	0	0	0	0	0	0	0	0	0	0	0
D.Jackson	2	3	5	0	0	0	0	0	0	0	0	0	0	0	0	0	0	0	0	0	0
E.Roberts	3	1	4	1	9	1	1	0	0	0	0	0	0	0	0	0	0	0	0	0	0
Ca.Heyward	3	1	4	1	10	2	1	0	0	0	0	0	0	0	0	0	0	0	0	0	0
J.Porter	3	1	4	0	0	1	0	0	0	0	0	0	0	0	0	0	0	0	0	0	0
Ni.Herbig	3	0	3	2	15	2	2	0	0	1	0	0	0	0	0	0	0	0	0	0	0
T.Watt	3	0	3	1	8	1	2	0	0	0	0	0	0	0	0	0	0	0	0	0	0
L.Ogunjobi	1	2	3	0	0	0	0	0	0	0	0	0	0	0	0	0	0	0	0	0	0
I.Loudermilk	2	0	2	0	0	0	0	0	0	0	0	0	0	0	0	0	0	0	0	0	0
M.Fitzpatrick	1	1	2	0	0	0	0	0	0	0	0	0	0	0	0	0	0	0	0	0	0
B.Bishop	1	1	2	0	0	0	0	0	0	0	0	0	0	0	0	0	0	0	0	0	0
P.Wilson	1	1	2	0	0	0	0	0	0	0	0	0	0	0	0	0	0	0	0	0	0
A.Highsmith	1	0	1	0	0	0	0	0	0	0	0	0	0	0	0	0	0	0	0	0	0
K.Benton	0	1	1	0	0	0	1	0	0	0	0	0	0	0	0	0	0	0	0	0	0
D.Lowry	0	1	1	0	0	0	0	0	0	0	0	0	0	0	0	0	0	0	0	0	0
R.Williams	0	0	0	0	0	0	0	0	0	0	0	1	0	0	0	0	0	0	0	0	0
D.Leal	0	0	0	0	0	0	0	0	0	0	0	1	0	0	0	0	0	0	0	0	0
C.Kuntz	0	0	0	0	0	0	0	0	0	0	0	0	1	0	0	0	0	0	0	0	0
Co.Heyward	0	0	0	0	0	0	0	0	0	0	0	0	1	0	0	0	0	0	0	0	0
M.Killebrew	0	0	0	0	0	0	0	0	0	0	0	0	1	0	0	0	0	0	0	0	0
M.McCormick	0	0	0	0	0	0	0	0	0	0	0	0	0	0	0	0	1	0	0	0	0
Total	32	18	50	5	42	7	7	0	1	1	0	2	3	0	0	0	1	0	0	0	0

First Quarter

9/22/2024

Play By Play

PIT wins the coin toss and elects to defer. LAC elects to Receive, and PIT elects to defend the south goal.

C.Boswell kicks 65 yards from PIT 35 to end zone, Touchback to the LAC 30.

Los Angeles Chargers at 15:00

- 1-10-LAC 30 (15:00) J.Dobbins left tackle to LAC 32 for 2 yards (D.Jackson; P.Queen).
- 2-8-LAC 32 (14:22) (Shotgun) J.Dobbins right end to LAC 34 for 2 yards (K.Benton; L.Ogunjobi).
- 3-6-LAC 34 (13:39) (Shotgun) J.Herbert pass short middle to J.Dobbins to LAC 37 for 3 yards (M.Fitzpatrick, B.Bishop).
- 4-3-LAC 37 (12:49) J.Scott punts 58 yards to PIT 5, Center-J.Harris, downed by LAC-D.Leonard.
PENALTY on LAC-S.Smartt, Illegal Formation, 5 yards, enforced at LAC 37 - No Play.
- 4-8-LAC 32 (12:38) J.Scott punts 47 yards to PIT 21, Center-J.Harris, fair catch by C.Austin.

Pittsburgh Steelers at 12:30

- 1-10-PIT 21 (12:30) (Shotgun) J.Fields scrambles up the middle to PIT 25 for 4 yards (D.Perryman; P.Ford). LAC-J.Bosa was injured during the play.
- 2-6-PIT 25 (11:57) N.Harris left guard to PIT 26 for 1 yard (P.Ford).
- 3-5-PIT 26 (11:26) (No Huddle, Shotgun) J.Fields up the middle to PIT 24 for -2 yards (T.Tuipulotu).
- 4-7-PIT 24 (10:47) C.Waitman punts 52 yards to LAC 24, Center-C.Kuntz, fair catch by D.Davis.

Timeout at 10:39.

Los Angeles Chargers at 10:39

- 1-10-LAC 24 (10:39) J.Herbert pass short right to W.Dissly to LAC 31 for 7 yards (D.Jackson) [K.Benton].
- 2-3-LAC 31 (10:00) (Shotgun) J.Herbert Aborted. B.Bozeman FUMBLES at LAC 31, recovered by LAC-J.Herbert at LAC 28.
- 3-6-LAC 28 (9:18) (Shotgun) J.Herbert pass short right to L.McConkey to LAC 42 for 14 yards (P.Wilson) [T.Watt].
PENALTY on LAC-J.Alt, Offensive Holding, 10 yards, enforced at LAC 28 - No Play.
- 3-16-LAC 18 (8:46) (Shotgun) J.Herbert pass short right to H.Hurst to LAC 26 for 8 yards (B.Bishop).
- 4-8-LAC 26 (8:00) J.Scott punts 63 yards to PIT 11, Center-J.Harris. C.Austin to PIT 24 for 13 yards (S.Smartt).

Los Angeles Chargers

** Injury Update: PIT-C.Trice return is Doubtful.

Timeout at 07:48.

Pittsburgh Steelers at 7:48

- 1-10-PIT 24 (7:48) (Shotgun) J.Fields sacked at PIT 17 for -7 yards (K.Mack).
- 2-17-PIT 17 (7:07) M.McCormick reported in as eligible. J.Fields pass short left to J.Warren to PIT 13 for -4 yards (K.Fulton, K.Mack).
- 3-21-PIT 13 (6:26) (Shotgun) J.Fields pass short middle to G.Pickens to PIT 16 for 3 yards (D.James). ** Injury Update: LAC-J.Bosa has returned to the game.
- 4-18-PIT 16 (5:46) C.Waitman punts 48 yards to LAC 36, Center-C.Kuntz. D.Davis to LAC 41 for 5 yards (C.Kuntz; Co.Heyward).

Timeout at 05:34.

Los Angeles Chargers at 5:34

- 1-10-LAC 41 (5:34) (Shotgun) J.Herbert pass short middle to L.McConkey to PIT 46 for 13 yards (D.Jackson). P1
- 1-10-PIT 46 (4:56) (Shotgun) J.Dobbins left tackle to PIT 41 for 5 yards (E.Roberts).
- 2-5-PIT 41 (4:09) (Shotgun) J.Dobbins left guard pushed ob at PIT 28 for 13 yards (J.Porter). R2
- 1-10-PIT 28 (3:33) (Shotgun) G.Edwards up the middle to PIT 27 for 1 yard (I.Loudermilk, E.Roberts).
- 2-9-PIT 27 **(2:51) (Shotgun) J.Herbert pass deep left to Q.Johnston for 27 yards, TOUCHDOWN.** P3
C.Dicker extra point is GOOD, Center-J.Harris, Holder-J.Scott.

Timeout at 02:46.

LAC 7 PIT 0, 5 plays, 59 yards, 2:48 drive, 12:14 elapsed

C.Dicker kicks 65 yards from LAC 35 to end zone, Touchback to the PIT 30.

Pittsburgh Steelers at 2:46

- 1-10-PIT 30 (2:46) J.Warren left tackle to PIT 33 for 3 yards (D.James, T.Tart).
- 2-7-PIT 33 (2:11) J.Fields pass short middle to Co.Heyward to PIT 35 for 2 yards (D.Perryman).
- 3-5-PIT 35 (1:31) (Shotgun) J.Fields pass short middle to G.Pickens to PIT 40 for 5 yards (A.Gilman, J.Taylor). P1
- 1-10-PIT 40 (:50) J.Fields pass short left to N.Harris to PIT 46 for 6 yards (D.Henley).
- 2-4-PIT 46 (:13) (Shotgun) J.Fields pass short right to C.Patterson to LAC 49 for 5 yards (D.Perryman). P2

END OF QUARTER

	Score	Time Poss	First Downs				Efficiencies	
			R	P	X	T	3 Down	4 Down
Los Angeles Chargers	7	8:09	1	2	0	3	0/2	0/0
Pittsburgh Steelers	0	6:51	0	2	0	2	1/3	0/0

Second Quarter

9/22/2024

Play By Play

Pittsburgh Steelers continued.

** Injury Update: LAC-J.Bosa return is Questionable.

1-10-LAC 49	(15:00) (Shotgun) J.Fields left guard to LAC 48 for 1 yard (D.Perryman).	
2-9-LAC 48	(14:22) (Shotgun) J.Fields pass short middle to P.Freiermuth to LAC 38 for 10 yards (D.Henley, D.James) [K.Mack].	P3
<u>1-10-LAC 38</u>	(13:37) N.Harris left tackle to LAC 40 for -2 yards (T.Tuipulotu).	
2-12-LAC 40	(12:58) (Shotgun) J.Fields pass short right to N.Harris pushed ob at LAC 32 for 8 yards (T.Dye).	
3-4-LAC 32	(12:26) (Shotgun) J.Fields pass short left to S.Miller pushed ob at LAC 12 for 20 yards (A.Gilman).	P4
<u>1-10-LAC 12</u>	(11:45) M.McCormick reported in as eligible. N.Harris right guard to LAC 9 for 3 yards (M.Fox, D.Perryman).	
2-7-LAC 9	(11:07) (Shotgun) J.Fields pass short left to C.Patterson to LAC 5 for 4 yards (D.Henley) [P.Ford].	
	** Injury Update: PIT-V.Jefferson return is Questionable.	
3-3-LAC 5	(10:21) (Shotgun) J.Fields left guard for 5 yards, TOUCHDOWN.	R5
	C.Boswell extra point is GOOD, Center-C.Kuntz, Holder-C.Waitman.	

Timeout at 10:17.

LAC 7 PIT 7, 13 plays, 70 yards, 7:29 drive, 4:43 elapsed

C.Boswell kicks 65 yards from PIT 35 to end zone, Touchback to the LAC 30.

Los Angeles Chargers at 10:17

1-10-LAC 30	(10:17) (Shotgun) J.Dobbins left guard to LAC 30 for no gain (D.Lowry; Ca.Heyward).	
2-10-LAC 30	(9:31) (Shotgun) J.Herbert pass short right to H.Hurst pushed ob at LAC 37 for 7 yards (J.Porter).	
3-3-LAC 37	(8:56) (Shotgun) J.Dobbins left tackle to LAC 43 for 6 yards (D.Elliott, D.Jackson).	R4
<u>1-10-LAC 43</u>	(8:15) (Shotgun) J.Dobbins left guard to LAC 45 for 2 yards (E.Roberts, L.Ogunjobi).	
2-8-LAC 45	(7:33) (Shotgun) J.Herbert pass short right to Q.Johnston to PIT 38 for 17 yards (D.Elliott, J.Porter).	P5
<u>1-10-PIT 38</u>	(6:50) (Shotgun) J.Herbert pass short middle to L.McConkey to PIT 25 for 13 yards (D.Elliott).	P6
<u>1-10-PIT 25</u>	(6:08) (Shotgun) J.Herbert pass short left to W.Dissly to PIT 20 for 5 yards (P.Queen) [T.Watt].	
2-5-PIT 20	(5:29) (Shotgun) D.Davis left end pushed ob at PIT 12 for 8 yards (A.Highsmith).	R7
<u>1-10-PIT 12</u>	(4:49) (Shotgun) J.Dobbins up the middle to PIT 9 for 3 yards (I.Loudermilk, P.Queen).	
2-7-PIT 9	(4:04) J.Dobbins right end to PIT 10 for -1 yards (Ca.Heyward).	
3-8-PIT 10	(3:21) (Shotgun) J.Herbert pass incomplete short middle to S.Fehoko.	
4-8-PIT 10	(3:16) C.Dicker 28 yard field goal is GOOD, Center-J.Harris, Holder-J.Scott.	

Timeout at 03:13.

LAC 10 PIT 7, 12 plays, 60 yards, 7:04 drive, 11:47 elapsed

C.Dicker kicks 65 yards from LAC 35 to end zone, Touchback to the PIT 30.

Pittsburgh Steelers at 3:13

1-10-PIT 30	(3:13) N.Harris left tackle to PIT 31 for 1 yard (B.Dupree).	
2-9-PIT 31	(2:36) J.Fields pass short left to P.Freiermuth pushed ob at PIT 36 for 5 yards (D.Henley).	

Two-Minute Warning

3-4-PIT 36	(2:00) (Shotgun) J.Fields pass incomplete short right to G.Pickens (A.Samuel).	
4-4-PIT 36	(1:56) C.Waitman punts 56 yards to LAC 8, Center-C.Kuntz, fair catch by D.Davis.	

Timeout at 01:50.

Los Angeles Chargers at 1:50

1-10-LAC 8	(1:50) (Shotgun) J.Herbert pass short middle to S.Fehoko to LAC 25 for 17 yards (D.Jackson; M.Fitzpatrick). PIT-D.Jackson was injured during the play. Timeout #1 by PIT at 01:38.	P8
<u>1-10-LAC 25</u>	(1:38) (Shotgun) J.Dobbins up the middle to LAC 28 for 3 yards (P.Wilson; P.Queen).	
2-7-LAC 28	(1:18) (No Huddle, Shotgun) J.Herbert pass short right to J.Dobbins to LAC 29 for 1 yard (D.Elliott). Timeout #2 by PIT at 01:10.	
3-6-LAC 29	(1:10) (Shotgun) J.Herbert pass short right to W.Dissly to LAC 36 for 7 yards (P.Queen). ** Injury Update: PIT-D.Jackson has returned to the game. Timeout #1 by LAC at 01:03.	P9
<u>1-10-LAC 36</u>	(1:03) (Shotgun) J.Herbert pass incomplete deep middle to L.McConkey (P.Queen).	
2-10-LAC 36	(:58) (Shotgun) J.Herbert pass incomplete short left to L.McConkey. Timeout #2 by LAC at 00:55.	
3-10-LAC 36	(:55) (Shotgun) J.Dobbins right tackle to LAC 40 for 4 yards (T.Watt).	

Los Angeles Chargers vs Pittsburgh Steelers at Acrisure Stadium

Timeout #3 by PIT at 00:52.

4-6-LAC 40 (:52) J.Scott punts 46 yards to PIT 14, Center-J.Harris, fair catch by C.Austin.

Pittsburgh Steelers at 0:44

1-10-PIT 14 (:44) (Shotgun) J.Fields pass short left to C.Austin to PIT 23 for 9 yards (K.Fulton).

2-1-PIT 23 (:27) (No Huddle, Shotgun) J.Fields pass deep left to G.Pickens pushed ob at 50 for 27 yards (J.Taylor).

1-10-50 (:19) (Shotgun) J.Fields pass incomplete short middle to P.Freiermuth.

2-10-50 (:14) (Shotgun) J.Fields pass short left to C.Austin pushed ob at LAC 44 for 6 yards (K.Fulton).

3-4-LAC 44 (:11) (Shotgun) J.Fields pass incomplete short right.

Timeout #3 by LAC at 00:06.

4-4-LAC 44 (:06) C.Boswell 62 yard field goal is No Good, Wide Right, Center-C.Kuntz, Holder-C.Waitman.

Los Angeles Chargers

** Injury Update: PIT-A.Highsmith return is Doubtful.

Los Angeles Chargers at 0:01

1-10-PIT 48 (:01) (Shotgun) J.Herbert pass incomplete deep middle.

END OF QUARTER

	Score	Time Poss	First Downs				Efficiencies	
			R	P	X	T	3 Down	4 Down
Los Angeles Chargers	10	8:11	2	4	0	6	2/4	0/0
Pittsburgh Steelers	7	6:49	1	3	0	4	2/4	0/0

Third Quarter

9/22/2024

Play By Play

PIT elects to Receive, and LAC elects to defend the North goal.

C.Dicker kicks 65 yards from LAC 35 to end zone, Touchback to the PIT 30.

Pittsburgh Steelers at 15:00

** Injury Update: LAC-J.Bosa is Out of the game.

1-10-PIT 30 (15:00) (Shotgun) M.McCormick reported in as eligible. N.Harris up the middle to PIT 36 for 6 yards (D.Henley).

2-4-PIT 36 (14:27) (Shotgun) N.Harris left guard to PIT 38 for 2 yards (D.Perryman, D.Henley).

3-2-PIT 38 (13:52) (Shotgun) J.Warren left tackle to PIT 40 for 2 yards (K.Mack; O.Ogbonnia).

R7

1-10-PIT 40 (13:17) (Shotgun) N.Harris left tackle to PIT 36 for -4 yards (D.Henley, P.Ford).

2-14-PIT 36 (12:39) (Shotgun) J.Fields pass short right to S.Miller to PIT 47 for 11 yards (D.James) [M.Fox].

PENALTY on LAC-D.James, Face Mask, 15 yards, enforced at PIT 47.

X8

1-10-LAC 38 (12:13) (Shotgun) J.Fields pass short right to P.Freiermuth to LAC 20 for 18 yards (D.Henley).

PENALTY on PIT-C.Patterson, Illegal Formation, 5 yards, enforced at LAC 38 - No Play.

1-15-LAC 43 (11:46) (Shotgun) J.Fields pass incomplete short middle to C.Patterson (A.Gilman).

2-15-LAC 43 (11:42) J.Fields pass short right to N.Harris to LAC 42 for 1 yard (D.Henley).

3-14-LAC 42 (11:08) (No Huddle, Shotgun) J.Fields pass short middle to C.Austin to LAC 17 for 25 yards (J.Taylor).

P9

1-10-LAC 17 (10:29) (Shotgun) J.Warren right tackle to LAC 17 for no gain (K.Mack, T.Tuipulotu).

2-10-LAC 17 (9:57) (Shotgun) N.Harris left tackle to LAC 20 for -3 yards (D.James, T.Tuipulotu).

3-13-LAC 20 (9:14) (Shotgun) J.Fields pass incomplete deep right to C.Austin.

4-13-LAC 20 **(9:08) C.Boswell 38 yard field goal is GOOD, Center-C.Kuntz, Holder-C.Waitman.**

Timeout at 09:05.

LAC 10 PIT 10, 12 plays, 50 yards, 1 penalty, 5:55 drive, 5:55 elapsed

Los Angeles Chargers

** Injury Update: PIT-A.Highsmith is Out of the game.

Los Angeles Chargers

** Injury Update: PIT-C.Trice is Out of the game.

C.Boswell kicks 67 yards from PIT 35 to LAC -2. D.Davis to LAC 12 for 14 yards (R.Williams).

Los Angeles Chargers at 9:05, (1st play from scrimmage 8:59)

1-10-LAC 12 (8:59) J.Herbert pass incomplete short middle to S.Fehoko.

2-10-LAC 12 (8:55) (Shotgun) J.Herbert sacked at LAC 5 for -7 yards (Ni.Herbig). FUMBLES (Ni.Herbig) [Ni.Herbig], recovered by LAC-R.Slater at LAC 7.

3-15-LAC 7 (8:13) (Shotgun) J.Herbert pass incomplete short left to L.McConkey.

4-15-LAC 7 (8:09) J.Scott punts 39 yards to LAC 46, Center-J.Harris, fair catch by C.Austin.

PENALTY on LAC-D.Leonard, Player Out of Bounds on Kick, 5 yards, enforced at LAC 46.

Timeout at 08:01.

Pittsburgh Steelers at 8:01

1-10-LAC 41 (8:01) (Shotgun) J.Fields pass short middle intended for C.Patterson INTERCEPTED by B.Dupree (D.Henley) at LAC 34. B.Dupree to LAC 34 for no gain (M.McCormick).

Timeout at 07:53.

Los Angeles Chargers at 7:53

1-10-LAC 34 (7:53) J.Herbert sacked at LAC 25 for -9 yards (E.Roberts).

2-19-LAC 25 (7:09) (Shotgun) J.Dobbins left tackle to LAC 26 for 1 yard (Ni.Herbig). LAC-J.Herbert was injured during the play.

3-18-LAC 26 (6:28) (Shotgun) J.Dobbins left guard to LAC 30 for 4 yards (T.Watt).

4-14-LAC 30 (5:48) J.Scott punts 55 yards to PIT 15, Center-J.Harris, fair catch by C.Austin.

Timeout at 05:40.

Pittsburgh Steelers at 5:40

1-10-PIT 15 (5:40) N.Harris left guard to PIT 18 for 3 yards (D.Henley).

2-7-PIT 18 (5:06) (Shotgun) J.Fields pass short left to P.Freiermuth to PIT 21 for 3 yards (A.Gilman).

3-4-PIT 21 (4:28) (Shotgun) J.Fields pass short middle to P.Freiermuth to PIT 36 for 15 yards (A.Gilman, D.James).

P10

PENALTY on LAC-D.James, Unnecessary Roughness, 15 yards, enforced at PIT 36.

X11

1-10-LAC 49 (4:06) (Shotgun) M.McCormick reported in as eligible. N.Harris right end to LAC 43 for 6 yards (M.Fox).

2-4-LAC 43 (3:22) J.Fields sacked at LAC 49 for -6 yards (D.James).

3-10-LAC 49 (2:49) (No Huddle, Shotgun) J.Fields pass short right to G.Pickens to LAC 41 for 8 yards (K.Fulton).

Los Angeles Chargers vs Pittsburgh Steelers at Acrisure Stadium

PENALTY on LAC-K.Mack, Roughing the Passer, 15 yards, enforced at LAC 41.

X12

1-10-LAC 26 (2:23) (Shotgun) N.Harris right guard to LAC 23 for 3 yards (D.James; S.Matlock).

PENALTY on PIT, Illegal Formation, 5 yards, enforced at LAC 26 - No Play.

1-15-LAC 31 (1:51) (Shotgun) J.Fields pass short right to C.Patterson pushed ob at LAC 25 for 6 yards (K.Fulton).

2-9-LAC 25 (1:12) M.McCormick reported in as eligible. N.Harris right end to LAC 18 for 7 yards (O.Ogbonnia; K.Mack).

3-2-LAC 18 (:33) (Shotgun) J.Fields sacked at LAC 25 for -7 yards (T.Tuipulotu).

PENALTY on LAC-A.Samuel, Defensive Holding, 4 yards, enforced at LAC 18 - No Play.

X13

1-10-LAC 14 (:08) M.McCormick reported in as eligible. N.Harris up the middle to LAC 12 for 2 yards (P.Ford, M.Fox).

END OF QUARTER

	Score	Time Poss	First Downs				Efficiencies	
			R	P	X	T	3 Down	4 Down
Los Angeles Chargers	10	3:17	0	0	0	0	0/2	0/0
Pittsburgh Steelers	10	11:43	1	2	4	7	3/5	0/0

Fourth Quarter

9/22/2024

Play By Play

Pittsburgh Steelers continued.

- 2-8-LAC 12 (15:00) M.McCormick reported in as eligible. N.Harris right end pushed ob at LAC 12 for no gain (K.Fulton).
- 3-8-LAC 12 (14:22) (Shotgun) J.Fields pass incomplete short left to G.Pickens.
** Injury Update: LAC-J.Herbert return is Questionable.
- 4-8-LAC 12 (14:17) **C.Boswell 30 yard field goal is GOOD, Center-C.Kuntz, Holder-C.Waitman.**

LAC 10 PIT 13, 12 plays, 73 yards, 3 penalties, 6:26 drive, 0:46 elapsed

Los Angeles Chargers

** Injury Update: LAC-R.Slater return is Questionable.

Timeout at 14:14.

C.Boswell kicks 68 yards from PIT 35 to LAC -3. D.Davis to LAC 20 for 23 yards (D.Leal, M.Killebrew).

Los Angeles Chargers at 14:14, (1st play from scrimmage 14:09)

- 1-10-LAC 20 (14:09) (Shotgun) G.Edwards right guard to LAC 26 for 6 yards (L.Ogunjobi).
- 2-4-LAC 26 (13:34) (Shotgun) G.Edwards left tackle to LAC 28 for 2 yards (Ca.Heyward).
- 3-2-LAC 28 (12:51) (Shotgun) T.Heinicke pass short left to L.McConkey to LAC 46 for 18 yards (P.Queen). P10
- 1-10-LAC 46 (12:10) (Shotgun) J.Dobbins left tackle to LAC 43 for -3 yards (J.Porter).
- 2-13-LAC 43 (11:28) (Shotgun) *PENALTY on PIT-K.Benton, Defensive Delay of Game, 5 yards, enforced at LAC 43 - No Play.*
- 2-8-LAC 48 (11:15) (Shotgun) J.Dobbins right tackle to PIT 49 for 3 yards (P.Wilson, P.Queen).
- 3-5-PIT 49 (10:33) (Shotgun) T.Heinicke sacked at LAC 43 for -8 yards (T.Watt).
- 4-13-LAC 43 (9:53) J.Scott punts 41 yards to PIT 16, Center-J.Harris, fair catch by C.Austin.

Timeout at 09:45.

Pittsburgh Steelers at 9:45

- 1-10-PIT 16 (9:45) (Shotgun) J.Fields pass short right to G.Pickens to PIT 30 for 14 yards (A.Samuel). P14
- 1-10-PIT 30 (9:09) (Shotgun) J.Fields pass short right to N.Harris pushed ob at PIT 33 for 3 yards (K.Fulton, D.Henley).
- 2-7-PIT 33 (8:34) (Shotgun) M.McCormick reported in as eligible. N.Harris up the middle to PIT 43 for 10 yards (D.Henley, D.James). R15
- 1-10-PIT 43 (7:49) (Shotgun) N.Harris left guard to PIT 45 for 2 yards (M.Fox, D.Perryman).
- 2-8-PIT 45 (7:12) (Shotgun) **J.Fields pass short middle to C.Austin for 55 yards, TOUCHDOWN.** P16
C.Boswell extra point is GOOD, Center-C.Kuntz, Holder-C.Waitman.

Timeout at 07:02.

LAC 10 PIT 20, 5 plays, 84 yards, 2:43 drive, 7:58 elapsed

C.Boswell kicks 65 yards from PIT 35 to end zone, Touchback to the LAC 30.

Los Angeles Chargers at 7:02

- 1-10-LAC 30 (7:02) (Shotgun) T.Heinicke sacked at LAC 20 for -10 yards (Ni.Herbig).
- 2-20-LAC 20 (6:28) (Shotgun) T.Heinicke pass short middle to J.Dobbins to LAC 26 for 6 yards (P.Queen, D.Elliott).
- 3-14-LAC 26 (5:50) (Shotgun) T.Heinicke sacked at LAC 16 for -10 yards (Ca.Heyward).
- 4-24-LAC 16 (5:13) J.Scott punts 59 yards to PIT 25, Center-J.Harris. C.Austin to PIT 32 for 7 yards (A.Finley).

Pittsburgh Steelers at 4:59

- 1-10-PIT 32 (4:59) (Shotgun) M.McCormick reported in as eligible. N.Harris left guard to PIT 36 for 4 yards (S.Matlock; T.Tart).
- 2-6-PIT 36 (4:18) J.Fields pass short right to N.Harris to PIT 34 for -2 yards (D.Perryman).
Timeout #1 by LAC at 04:06.
- 3-8-PIT 34 (4:06) (Shotgun) C.Patterson left tackle to PIT 48 for 14 yards (E.Molden). ** Injury Update: PIT-V.Jefferson has returned to the game. R17
- 1-10-PIT 48 (3:22) N.Harris right guard to LAC 41 for 11 yards (A.Gilman; E.Molden). R18
Timeout #2 by LAC at 03:13.
- 1-10-LAC 41 (3:13) (Shotgun) C.Patterson up the middle to LAC 37 for 4 yards (S.Matlock; B.Dupree).
Timeout #3 by LAC at 03:07.
- 2-6-LAC 37 (3:07) C.Patterson left guard to LAC 25 for 12 yards (O.Ogbonnia; A.Gilman). LAC-O.Ogbonnia was injured during the play. R19
- 1-10-LAC 25 (2:26) C.Patterson up the middle to LAC 22 for 3 yards (D.Perryman).

Two-Minute Warning

- 2-7-LAC 22 (2:00) N.Harris right guard to LAC 1 for 21 yards (D.Henley; A.Samuel). R20
- 1-1-LAC 1 (1:10) J.Fields kneels to LAC 2 for -1 yards.
- 2-2-LAC 2 (:37) J.Fields kneels to LAC 3 for -1 yards.

Los Angeles Chargers vs Pittsburgh Steelers at Acrisure Stadium

END OF QUARTER

	Time	First Downs				Efficiencies		
Score	Poss	R	P	X	T	3 Down	4 Down	
Los Angeles Chargers	10	6:32	0	1	0	1	1/3	0/0
Pittsburgh Steelers	20	8:28	5	2	0	7	1/2	0/0

Miscellaneous Statistics Report

Los Angeles Chargers vs Pittsburgh Steelers
9/22/2024 at Acrisure Stadium

Ten Longest Plays for Los Angeles Chargers

Yards	Qtr	Play Start	Play Description
27	1	2-9-PIT 27	(2:51) (Shotgun) J.Herbert pass deep left to Q.Johnston for 27 yards, TOUCHDOWN.
18	4	3-2-LAC 28	(12:51) (Shotgun) T.Heinicke pass short left to L.McConkey to LAC 46 for 18 yards (P.Queen).
17	2	2-8-LAC 45	(7:33) (Shotgun) J.Herbert pass short right to Q.Johnston to PIT 38 for 17 yards (D.Elliott, J.Porter).
17	2	1-10-LAC 8	(1:50) (Shotgun) J.Herbert pass short middle to S.Fehoko to LAC 25 for 17 yards (D.Jackson; M.Fitzpatrick). PIT-D.Jackson was injured during the play.
13	1	1-10-LAC 41	(5:34) (Shotgun) J.Herbert pass short middle to L.McConkey to PIT 46 for 13 yards (D.Jackson).
13	1	2-5-PIT 41	(4:09) (Shotgun) J.Dobbins left guard pushed ob at PIT 28 for 13 yards (J.Porter).
13	2	1-10-PIT 38	(6:50) (Shotgun) J.Herbert pass short middle to L.McConkey to PIT 25 for 13 yards (D.Elliott).
8	1	3-16-LAC 18	(8:46) (Shotgun) J.Herbert pass short right to H.Hurst to LAC 26 for 8 yards (B.Bishop).
8	2	2-5-PIT 20	(5:29) (Shotgun) D.Davis left end pushed ob at PIT 12 for 8 yards (A.Highsmith).
7	1	1-10-LAC 24	(10:39) J.Herbert pass short right to W.Dissly to LAC 31 for 7 yards (D.Jackson) [K.Benton].

Ten Longest Plays for Pittsburgh Steelers

Yards	Qtr	Play Start	Play Description
55	4	2-8-PIT 45	(7:12) (Shotgun) J.Fields pass short middle to C.Austin for 55 yards, TOUCHDOWN.
30	3	3-4-PIT 21	(4:28) (Shotgun) J.Fields pass short middle to P.Freiermuth to PIT 36 for 15 yards (A.Gilman, D.James).
27	2	2-1-PIT 23	(:27) (No Huddle, Shotgun) J.Fields pass deep left to G.Pickens pushed ob at 50 for 27 yards (J.Taylor).
26	3	2-14-PIT 36	(12:39) (Shotgun) J.Fields pass short right to S.Miller to PIT 47 for 11 yards (D.James) [M.Fox].
25	3	3-14-LAC 42	(11:08) (No Huddle, Shotgun) J.Fields pass short middle to C.Austin to LAC 17 for 25 yards (J.Taylor).
23	3	3-10-LAC 49	(2:49) (No Huddle, Shotgun) J.Fields pass short right to G.Pickens to LAC 41 for 8 yards (K.Fulton).
21	4	2-7-LAC 22	(2:00) N.Harris right guard to LAC 1 for 21 yards (D.Henley; A.Samuel).
20	2	3-4-LAC 32	(12:26) (Shotgun) J.Fields pass short left to S.Miller pushed ob at LAC 12 for 20 yards (A.Gilman).
14	4	1-10-PIT 16	(9:45) (Shotgun) J.Fields pass short right to G.Pickens to PIT 30 for 14 yards (A.Samuel).
14	4	3-8-PIT 34	(4:06) (Shotgun) C.Patterson left tackle to PIT 48 for 14 yards (E.Molden). ** Injury Update: PIT-V.Jefferson has returned to

Touchdown Scoring Information

		Offense	Defense	Special Teams
VISITOR	Los Angeles Chargers	1	0	0
HOME	Pittsburgh Steelers	2	0	0

Player Scoring Information

Club	Player	TD	Rush TD	Rec TD	KO TD	Punt TD	Int TD	Fum TD	Misc TD	FG	XP	2Pt Rush	2Pt Rec	Sfty	Points
LAC	Q.Johnston	0	0	1	0	0	0	0	0	0	0	0	0	0	6
LAC	C.Dicker	0	0	0	0	0	0	0	0	1	1	0	0	0	4
PIT	C.Boswell	0	0	0	0	0	0	0	0	2	2	0	0	0	8
PIT	J.Fields	0	1	0	0	0	0	0	0	0	0	0	0	0	6
PIT	C.Austin	0	0	1	0	0	0	0	0	0	0	0	0	0	6

Possession Detail

	First Half		Second Half		Game	
	Visitor	Home	Visitor	Home	Visitor	Home
Largest Lead	7	0	0	10	7	10
Drives Leading	2	0	0	2	2	2
Time of Possession Leading	1:07	0:00	0:00	7:42	1:07	7:42
Largest Deficit	0	-7	-10	0	-10	-7
Drives Trailing	0	3	2	1	2	4
Time of Possession Trailing	0:00	9:35	6:32	5:55	6:32	15:30
Times Score Tied Up		1		1		2
Lead Changes		2		1		3

Playtime Percentage

Percent of playtime per player on offense, defense and special teams (Unofficial)

Los Angeles Chargers

Pittsburgh Steelers

		Offense	Defense	Special Teams				Offense	Defense	Special Teams	
J.Alt	T	46 100%		2	8%	B.Jones	T	68 100%		5	19%
Z.Johnson	G	46 100%		2	8%	D.Moore	T	68 100%			
B.Bozeman	C	46 100%				J.Daniels	G	68 100%			
T.Pipkins	T	45 98%		2	8%	J.Fields	QB	68 100%			
Q.Johnston	WR	37 80%				Z.Frazier	C	68 100%			
J.Herbert	QB	36 78%				S.Anderson	T	56 82%		5	19%
S.Fehoko	WR	33 72%		5	19%	P.Freiermuth	TE	55 81%		5	19%
L.McConkey	WR	33 72%				G.Pickens	WR	50 74%			
R.Slater	T	30 65%		2	8%	N.Harris	RB	40 59%			
J.Dobbins	RB	30 65%				S.Miller	WR	38 56%		1	4%
H.Hurst	TE	28 61%				C.Austin	WR	37 54%		8	31%
W.Dissly	TE	23 50%				D.Washington	TE	35 51%		5	19%
S.Matlock	FB	17 37%	22 32%	15	58%	M.McCormick	G	25 37%		5	19%
J.Salyer	G	17 37%		2	8%	J.Warren	RB	23 34%		3	12%
G.Edwards	RB	16 35%				C.Patterson	RB	23 34%		3	12%
T.Heinicke	QB	10 22%				Co.Heyward	TE	11 16%		19	73%
D.Davis	WR	9 20%		9	35%	V.Jefferson	WR	11 16%			
E.Tomlinson	TE	4 9%		7	27%	M.Fitzpatrick	FS	2 3%	46 100%	2	8%
D.Henley	LB		68 100%	11	42%	R.Williams	TE	2 3%		19	73%
A.Samuel	CB		68 100%	5	19%	J.Porter	CB		46 100%	8	31%
K.Fulton	CB		68 100%	4	15%	P.Queen	LB		46 100%	2	8%
A.Gilman	SS		68 100%	1	4%	D.Elliott	FS		44 96%	2	8%
D.James	LB		68 100%			T.Watt	LB		44 96%		
D.Perryman	LB		55 81%	5	19%	D.Jackson	CB		41 89%	2	8%
K.Mack	DE		51 75%			Ca.Heyward	DT		34 74%	6	23%
T.Tuipulotu	DE		48 71%	21	81%	L.Ogunjobi	DT		32 70%	1	4%
P.Ford	DE		47 69%	5	19%	K.Benton	DT		26 57%	2	8%
B.Dupree	LB		41 60%	5	19%	B.Bishop	CB		25 54%	11	42%
M.Fox	DT		38 56%	5	19%	A.Highsmith	LB		25 54%	2	8%
E.Molden	CB		32 47%	7	27%	E.Roberts	LB		21 46%	2	8%
O.Ogbonnia	DT		30 44%			P.Wilson	LB		20 43%	19	73%
J.Taylor	CB		22 32%	3	12%	Ni.Herbig	LB		19 41%	21	81%
T.Tart	DT		12 18%			I.Loudermilk	DE		9 20%	9	35%
T.Dye	LB		8 12%	24	92%	D.Leal	DE		8 17%	5	19%
J.Bosa	DE		2 3%			D.Lowry	DE		6 13%		
S.Quarterman	LB			24	92%	D.Kazee	SS		5 11%	13	50%
H.Haskins	RB			19	73%	M.Adams	NT		5 11%		
D.Leonard	CB			19	73%	J.Pierre	CB		2 4%	13	50%
A.Finley	FS			19	73%	C.Trice	CB		1 2%	2	8%
C.Hart	CB			17	65%	M.Killebrew	SS			19	73%
S.Smartt	TE			16	62%	M.Robinson	LB			19	73%
J.Scott	P			10	38%	J.Elliott	SS			17	65%
J.Harris	LS			10	38%	C.Boswell	K			10	38%
C.Dicker	K			5	19%	C.Kuntz	LS			8	31%
B.Rice	WR			3	12%						

B.Jaimes

G

2

8% C.Waitman

P

8

31%

R.McCollum

C

5

19%