



Los Angeles Rams vs. Los Angeles Chargers
Sunday, Jan. 1, 2023
1:25 p.m. PT
SoFi Stadium
Inglewood, CA.





RAMS TO FACE LOS ANGELES CHARGERS IN CROSSTOWN RIVALRY



2022 Los Angeles Rams Schedule

Preseason			
Aug. 13	at Los Angeles Chargers	7:00 p.m.	W, 29-22
Aug. 19	Houston Texans	7:00 p.m.	L, 24-20
Aug. 27	at Cincinnati Bengals	3:00 p.m.	L, 16-7
Regular Season			
Sept. 8	Buffalo Bills	5:20 p.m. (TNF)	L, 31-10
Sept. 18	Atlanta Falcons	1:05 p.m.	W, 31-27
Sept. 25	at Arizona Cardinals	1:25 p.m.	W, 20-12
Oct. 3	at San Francisco 49ers	5:15 p.m. (MNF)	L, 24-9
Oct. 9	Dallas Cowboys	1:25 p.m.	L, 22-10
Oct. 16	Carolina Panthers	1:05 p.m.	W, 24-10
Week 7	BYE WEEK		
Oct. 30	San Francisco 49ers	1:25 p.m.	L, 31-14
Nov. 6	at Tampa Bay Buccaneers	1:25 p.m.	L, 16-13
Nov. 13	Arizona Cardinals	1:25 p.m.	L, 27-17
Nov. 20	at New Orleans Saints	10:00 a.m.	L, 27-20
Nov. 27	at Kansas City Chiefs	1:25 p.m.	L, 26-10
Dec. 4	Seattle Seahawks	1:05 p.m.	L, 27-23
Dec. 8	Las Vegas Raiders	5:15 p.m.	W, 17-16
Dec. 19	at Green Bay Packers	5:15 p.m.	L, 24-12
Dec. 25	Denver Broncos	1:30 p.m.	W, 51-14
Jan. 1	at Los Angeles Chargers	1:25 p.m.	CBS
Jan. 8	at Seattle Seahawks	TBD	TBD

For information on tickets, please visit:
www.therams.com/tickets

Rams Battle Chargers on New Year's Day

Thousand Oaks, Calif. – The Los Angeles Rams will face the Los Angeles Chargers for a crosstown rivalry game at SoFi Stadium on Sunday, January 1.

Last Sunday against the Broncos, the Rams passed the Patriots for the most 50+ point games all-time with 16. The 51 points scored last Sunday was the most scored in a game by the Rams since Week 11 of the 2018 season against the Chiefs (54). QB Baker Mayfield finished the game completing 24/28 passes for 230 yards and two touchdowns. With his 14-yard reception in the second quarter, TE Tyler Higbee eclipsed 3,000 receiving yards for his career. He became the Rams' all-time leader in touchdowns (20), receptions (299), and receiving yards (3,063) for tight ends. Higbee finished the game with nine catches for 94 yards and two touchdowns. He set a new season-high in receiving yards and it was the third career multi-touchdown game of his career. RB Cam Akers finished the game with 23 carries for 118 yards and three touchdowns. This set a new season-high in touchdowns and season-highs in both carries and rush yards. Akers has had six rushing touchdowns in the last four games, the most in the NFL during the month of December. The Rams offense scored at least three points on each of their eight possessions and it was the first game since Week 3 of the 2020 season against the Bills that the Rams did not punt. In the first half, the Rams scored touchdowns on four consecutive drives for the first time under Head Coach Sean McVay. The Rams' 31 points in the first half was the most in a first half by the Rams since Week 17 of the 2018 season.

With interceptions by DB Cobie Durant (2), LB Bobby Wagner, and DB Jalen Ramsey, the Rams have 11 takeaways in their last five games. DT Larrell Murchison registered 2.0 sacks in his first game with the Rams. Wagner and LB Leonard Floyd each recorded a sack and DT Michael Hoecht recorded 2.0. The Rams have registered at least 1.0 sack in 12 games this season and multiple sacks in 11 games. The Rams finished the game with a combined 6.0 sacks, the most in a game this season and most since Week 14 of the 2020 season against the Patriots (6.0). Wagner finished the game with eight tackles (five solo), 1.0 sack, and one interception. He moved to 9th all-time in regular season tackles with 1,502. Five Rams finished with at least 5 tackles: Bobby Wagner (8), DB Russ Yeast (6), CB Troy Hill (6), Jalen Ramsey (5), DB Taylor Rapp (5).

Multiple Rams look to make history against the Seahawks on Sunday. Higbee is one catch away from reaching 300 in his career, LB Ernest Jones needs one tackle to reach 100 on the season, and WR Brandon Powell needs 47 all-purpose yards to reach 1,000 this season.

The Rams will travel to Seattle to take on the Seahawks on Sunday, January 8 at Lumen Field to close out the regular season.



Rams Communications

Visit the Rams Media Information Portal for weekly releases, media guide, access to the Rams media credential system and other pertinent media information at

www.therams.com/media

Meet Our Staff

Artis Twyman
 Atwyman@Rams.NFL.com

Joanna Hunter
 Jhunter@Rams.NFL.com

Qadeer Morgan
 Qmorgan@Rams.NFL.com

Chase Isaacs
 Cisaacs@Rams.NFL.com

Tatum Texada
 Ttexada@Rams.NFL.com

T'yanna James
 Tjames@Rams.NFL.com

2022 NFC West Standings

Team	W	L	T	Pct.	PF	PA	Conf.	Div.
San Francisco	11	4	0	.733	375	230	9-2	5-0
Seattle	7	8	0	.467	365	379	5-6	3-2
Los Angeles	5	10	0	.333	281	334	3-8	1-4
Arizona	4	11	0	.267	308	391	3-7	1-4

Broadcast Information

TELEVISION:



RADIO:



SPANISH RADIO:



NATIONAL RADIO:



CBS:

Play-By-Play: Spero Dedes
 Color Analysts: Jay Feely
 Sideline Reporter: Aditi Kinkhabwala

ESPN 710 AM

Play-By-Play: J.B. Long
 Color Analyst: Maurice Jones-Drew
 Sideline Reporter: D'Marco Farr

Tu Liga Radio, 1330 AM

Play-By-Play: Troy Santiago
 Color Analyst: Ricardo Lopez

SIRIUS XM

SiriusXM 156 or 384 and on the SXM App



Rams vs. Chargers Regular Season Week 17



Notable Connections



FORMER RAMS

TE Gerald Everett	(2017-2020)
RB Sony Michel	(2021)
LB Troy Reeder	(2019-2021)
DE Morgan Fox	(2016-2020)
DE Sebastian Joseph-Day	(2018-2021)
Head Coach Brandon Staley	(2020 DC)



FORMER CHARGERS

OL Oday Aboushi	(2021)
Defensive Line Coach Eric Henderson	(2017-2018 assistant DL)
Defensive Backs Coach Chris Shula	(2015-2016 Defensive QC)

COLLEGE CONNECTIONS

NFL CONNECTIONS

LB Leonard Floyd (2016-2019)		QB Chase Daniel (2018-2019) DB Bryce Callahan (2015-2018) LB Khalil Mack (2018-2021) Head Coach Brandon Staley (2017-2018 OLBs) Defensive Line Coach Jay Rodgers (2015-2020 DLs) Defensive Assistant John Timu (2015-2017 player)
WR Brandon Powell (2019-2020) WR Austin Trammel (2021) Special Teams Coordinator Joe DeCamillis (1997-2006 STs) Inside Linebackers Coach Chris Beake (2004-2006 LBs) Defensive Coordinator Raheem Morris (2015-2020) Offensive Assistant Nick Jones (2020 Fellow) Defensive Assistant Lance Schulters (2006 player, 2020 DA)		NT Tyeler Davidson (2019-2021) Offensive Coordinator Joe Lombardi (2006 DA)
LB Bobby Wagner (2012-2021) OL Oday Aboushi (2017)		TE Gerald Everett (2021) Linebackers Coach Michael Wilhoite (2017 player)
Senior Offensive Assistant Greg Olson (2018-2021 OC) Offensive Assistant Jake Peetz (2015-2017)		LB Khalil Mack (2014-2017) Defensive Backs Coach Derrick Ansley (2018 DBs)
OL Ty Nsekhe (2015-2018) Head Coach Sean McVay (2010-2016) Defensive Coordinator Raheem Morris (2012-2014 DBs) Offensive Assistant Jake Peetz (2014 Offensive QC)		Quarterbacks Coach Shane Day (2014-2015 assistant OLs) Offensive Assistant Pat White (2013 player)
DB Grant Haley (2020)		OL Will Clapp (2018-2021) Linebackers Coach Michael Wilhoite (2019-2020) Offensive Coordinator Joe Lombardi (2016-2020 QBs)
OL Oday Aboushi (2021)		QB Chase Daniel (2020) Offensive Coordinator Joe Lombardi (2014-2015 OC)
Inside Linebackers Coach Chris Beake (2013-2021)		DB Bryce Callahan (2019-2021) LB Derrek Tuszka (2020) Head Coach Brandon Staley (2019 OLBs) Defensive Coordinator Renaldo Hill (2019-2020 DBs) Defensive Line Coach Jay Rodgers (2009-2014) Assistant Special Teams Coach Chris Gould (2015-2021)
DE Larrell Murchison (2020-2022)		LB Derrek Tuszka (2022)



QB Baker Mayfield (2014-2017) OL Bobby Evans (2015-2018)		LB Kenneth Murray (2017-2019)
QB John Wolford (2014-2017)		DB Ja'Sir Taylor (2017-2021)
DB Quentin Lake (2017-2021)		RB Joshua Kelley (2017-2019)
OL Rob Havenstein (2010-2014) Assistant Head Coach/Tight Ends Coach Thomas Brown (2014 RBs)		Wide Receivers Coach Chris Beatty (2013-2014 WRs)
LB Jake Gervase (2014-2018)		LB Nick Niemann (2016-2020)
P Riley Dixon (2012-2015)		Assistant Special Teams Coach Chris Gould (2012-2014 Special Teams QC)
DT Bobby Brown III (2018-2020)		RB Isaiah Spiller (2019-2021)
DB Jalen Ramsey (2013-2015) RB Cam Akers (2017-2019)		DB Derwin James Jr. (2015-2017) DB Asante Samuel Jr. (2018-2020) TE Tre' McKitty (2017-2019)
LB Leonard Floyd (2013-2015) Assistant Head Coach/Tight Ends Coach Thomas Brown (2015 RBs) DB Derion Kendrick (2021)		RB Sony Michel (2014-2017) OT Jamaree Salyer (2018-2021)
RB Kyren Williams (2019-2021)		DB Alohi Gilman (2017-2019)
TE Brycen Hopkins (2015-2019)		FB Zander Horvath (2017-2021)
DB Nick Scott (2014-2018) DB Grant Haley (2014-2017)		LB Troy Reeder (2014-2015)
Offensive Line Coach Kevin Carberry (2018-2020 OL)		OT Foster Sarell (2017-2020)
Defensive Line Coach Eric Henderson (2001-2005 player)		Outside Linebackers Coach Giff Smith (2004-2009 DLs)
Defensive Backs Coach Jonathan Cooley (2015-2016 GA)		Defensive Backs Coach Derrick Ansley (2013-2015 DBs)
OL Matt Skura (2011-2015)		Assistant Offensive Line Coach Shaun Sarrett (2008-2011 offensive QCA)
Defensive Backs Coach Jonathan Cooley (2013-2014 DBs)		Head Coach Brandon Staley (2013 DC) Pass Game Specialist Tom Arth (2010-2016)
Defensive Backs Coach Jonathan Cooley (2017 DBs)		Pass Game Specialist Tom Arth (2017-2018 Head Coach)



Rams vs. Chargers Regular Season Week 17



Rams-Chargers Series History



Record vs. Chargers (regular & postseason).....Rams, 7-5
Series points.....Rams - 325, Chargers - 313
Last regular season game.....Rams, 35-23, 9/23/2018
Rams largest winning margin.....27, 37-10, 10/4/1970
Chargers largest winning margin.....24, 40-16, 10/21/1979
Current series streak.....Rams, one game
Rams longest win streak.....two games, twice
Chargers longest win streak.....two games, 1979-1988
Most points, Rams.....57, Rams, 57-31, 10/1/2000
Most points, Chargers.....40, 40-16, 10/21/1979
Most points, both teams.....88, Rams, 57-31, 10/1/2000
Fewest points, Rams.....13, 13-10, 10/12/1975
Fewest points, Chargers.....10, twice
Fewest points, both teams.....23 - Rams, 13-10, 10/12/1975



By The Numbers



1
 TE Tyler Higbee is one catch away from reaching 300 in his career. He is the Rams all-time leader for tight ends in catches (299), receiving yards (3,063), and touchdowns (20).

1
 LB Ernest Jones needs just one tackle to reach 100 on the season. He currently ranks second on the Rams in tackles, behind only LB Bobby Wagner (126).

47
 WR Brandon Powell needs 47 all-purpose yards to reach 1,000 this season. He currently ranks first on the Rams this season with 953.



Rams 2022 Regular Season Leaders



Passing	Comp/Att.	Yards	TDs	INTs	Rtg.
Matthew Stafford	206/303	2,087	10	8	87.4
Rushing	Att.	Yards	Avg.	Long	TDs
Cam Akers	148	559	3.8	21	7
Receptions	Rec.	Yards	Avg.	Long	TDs
Cooper Kupp	75	812	10.8	75	6
Receiving Yards	Yards	Rec.	Avg.	Long	TDs
Cooper Kupp	812	75	10.8	75	6
Tackles	Total	Solo	Asst.	TFL	Sacks
Bobby Wagner	126	69	57	9	6.0
Sacks	No.	Yards	TFL	FF	INT
Leonard Floyd	8.0	62	9	0	0
Interceptions	No.	Yards	Avg.	Long	TD
Cobie Durant	3	151	50.3	85	1
Punting	No./Yards	Avg.	Net Avg.	In20	Long
Riley Dixon	60/2,926	48.8	41.4	15	65
Kicking	FGM	FGA	FG Pct.	Long	Points
Matt Gay	24	26	92.3%	58	101
Punt Returns	Ret/FC	Yards	Avg.	Long	TDs
Brandon Powell	21/16	155	7.4	22	0
Kickoff Returns	Ret.	Yards	Avg.	Long	TDs
Brandon Powell	29	588	20.3	34	0



Chargers 2022 Regular Season Leaders



Passing	Comp/Att.	Yards	TDs	INTs	Rtg.
Justin Herbert	431/634	4,254	21	10	91.2
Rushing	Att.	Yards	Avg.	Long	TDs
Austin Ekeler	183	759	4.1	71	11
Receptions	Rec.	Yards	Avg.	Long	TDs
Austin Ekeler	99	647	6.5	23	5
Receiving Yards	Yards	Rec.	Avg.	Long	TDs
Mike Williams	769	52	14.8	55	4
Tackles	Total	Solo	Asst.	TFL	Sacks
Drue Tranquill	129	86	43	7	5.0
Sacks	No.	Yards	TFL	FF	INT
Khalil Mack	8.0	58	11	2	0
Interceptions	No.	Yards	Avg.	Long	TD
Bryce Callahan	3	37	12.3	26	1
Punting	No./Yards	Avg.	Net Avg.	In20	Long
JK Scott	64/2,746	42.9	41.1	23	55
Kicking	FGM	FGA	FG Pct.	Long	Points
Cameron Dicker	16	17	94.1%	47	64
Punt Returns	Ret/FC	Yards	Avg.	Long	TDs
DeAndre Carter	24/15	276	11.5	23	0
Kickoff Returns	Ret.	Yards	Avg.	Long	TDs
DeAndre Carter	26	497	19.1	33	0





Coaches' Corner



On January 12, 2017, Los Angeles Rams Owner/Chairman E. Stanley Kroenke named Sean McVay the 23rd full-time head coach in franchise history. McVay became the youngest coach in modern NFL history at 30 years old.

During the 2021 season, McVay produced his fifth-straight winning season with the Rams, the longest consecutive winning season streak since the Rams posted four-consecutive winning seasons from 1983-1986. The 12-5 record earned L.A. its fourth postseason appearance and second Super Bowl appearance in McVay's first five seasons leading the franchise and was capped off by a Super Bowl LVI victory in the team's home stadium. McVay became the youngest head coach in NFL history to win a Super Bowl at the age of 36.

In a season that was anything but normal due to the COVID-19 pandemic in 2020, the Rams finished 10-6 and McVay won his third-career postseason contest, this time against a familiar opponent on the road against the Seattle Seahawks in a Wild Card game before falling to the Green Bay Packers at Lambeau Field in the Divisional Round.

McVay's third season as head coach in Los Angeles produced his third-consecutive winning season, as the team finished with a 9-7 record in 2019. Three-consecutive winning seasons had not been accomplished by a Rams team since 1999-2001, and it was only the third time since 1980 the franchise accomplished the feat.

In McVay's second season guiding the Rams, the 32-year-old leader turned in one of the best seasons in franchise history. The Rams posted a 13-3 record, which tied for the second-best record in franchise history, won a pair of playoff games and advanced to the Rams fourth Super Bowl appearance days after his 33rd birthday, becoming the youngest NFL head coach to ever help his team to a Super Bowl.

In his first season guiding the Rams, McVay completed one of the greatest offensive turnarounds in NFL history. The first-year head coach led the Rams to an 11-5 record and their first NFC West title since the 2003 season, earning the team's first playoff berth since 2004. Following his first season in L.A., McVay was named The Associated Press Coach of the Year, becoming the youngest head coach to ever win the award.

McVay graduated from Miami University (Ohio) where he played wide receiver from 2004-07, earning Miami's Scholar-Athlete Award in 2007. His grandfather, John, served in various roles – including vice president/director of football operations from 1983-94 – for the San Francisco 49ers from 1979-95, overseeing five Super Bowl championship squads and earning induction into the 49ers Hall of Fame in 2013.



The Los Angeles Chargers hired Brandon Staley as the 17th head coach in franchise history, becoming the first Bolts head coach with a defensive background in over a decade. One of the most progressive minds in football, Staley brought an aggressive approach to the Chargers in his first season.

In his first season at the helm, Los Angeles offense set single-season team records for first downs (401), passing touchdowns (38) and fewest fumbles (10). The offensive unit also scored 181 fourth-quarter points, good for the second-most in a season in NFL history. Staley called a defense that led the NFL with 11 strip-sacks and paced the AFC with 19 forced fumbles. Six Chargers were selected to the Pro Bowl, including five that were tabbed as starters.

As one of the most progressive defensive minds in football, Staley overhauled a Rams defense to become the best defense in football in 2020. The unit ranked No. 1 in total defense, passing defense and scoring defense while finishing as the third-best rushing defense.

Staley brought innovation on defense from college to the NFL, serving as outside linebackers coach in Chicago (2017-18) and Denver (2019). He served on Vic Fangio's staff in Denver after following the former defensive coordinator from Chicago.

Prior to coaching in the NFL, Staley spent three seasons (2013, '15-16) at John Carroll as defensive coordinator/secondary coach and the 2014 season as defensive coordinator/linebackers at James Madison. In his final season as a collegiate coach, Staley earned National Coordinator of the Year honors for Division III by leading the John Carroll unit to rank third in the nation in total defense (218.0 yards per game) and fourth in scoring defense (12.6 points per game).

Before his stints at John Carroll and James Madison, Staley was a graduate assistant in 2012 at Tennessee. Staley held his first coordinator job as associate head coach/defensive coordinator at Hutchinson (Kan.) Community College from 2010-11. Over those two seasons, he helped develop Cordarrelle Patterson, Markus Golden and De'Vondre Campbell into NFL Draft picks.

Staley began his coaching career as a graduate assistant at Northern Illinois (2006-08) before coaching the defensive line and special teams in 2009 at the University of St. Thomas. He played quarterback at the University of Dayton, serving as a team captain and was a two-year starter from 2003-04, helping the Flyers post a 16-5 record as the starter. He ended his playing career at Mercyhurst College, playing there in 2005 with his twin brother, Jason. A native of Perry, Ohio, Staley and his wife, Amy, have three sons — Colin, Will and Grant.



Top 2022 Regular Season Performers



Passing

- QB Matthew Stafford completed 206-of-303 passes for 2,087 yards with a 87.4 passer rating before being injured in Week 11. He threw 10 touchdown passes, six to WR Cooper Kupp, three to WR Allen Robinson II, and one to WR Tutu Atwell. Stafford passed 50,000 regular season passing yards for his career on a 29-yard pass to Cooper Kupp in the first quarter against Buffalo in Week 1. He became the 12th quarterback all-time and the fourth active quarterback to reach this milestone. He posted a 91.4 passer rating in Week 8 against the 49ers. This marked the second game in a row and fourth time this season that Stafford finished with a passer rating above 90. Stafford ranked seventh in the NFL in completion percentage (68.0%), the highest completion percentage of his career before being injured. QB John Wolford has made three starts this season. For his career, Wolford is 3-2 as a starter (including playoffs). He has completed 38-of-62 passes for 390 yards and one touchdown this season. QB Bryce Perkins made his first career start in Week 12 against the Chiefs. In two games this season, he has completed 19-of-34 passes for 161 yards and has one passing touchdown. QB Baker Mayfield made his Rams debut in Week 14 against the Raiders, completing 22/35 passes for 230 yards and one touchdown. He led the Rams offense on an eight play, 98-yard touchdown drive to win the game. According to Elias Sports Bureau, that was the longest go-ahead touchdown drive to begin in the final two minutes of a game in last 45 years. Mayfield threw his 100th career touchdown pass in Week 15 against the Packers on Monday Night Football. He is the 20th #1 overall pick in the NFL Draft to reach this mark. In Week 16 against the Broncos, Mayfield finished the game completing 24/28 passes for 230 yards and two touchdowns. This was the second-highest completion percentage of his career (85.7%) and also the ninth game this year that Rams quarterbacks had a completion percentage over 65%. On the season for the Rams, Mayfield has completed 58-of-84 passes for 571 yards with four touchdowns and a 98.9 passer rating.

Rushing

- This season, RB Cam Akers has 148 carries for 559 yards and seven touchdowns. In Week 16 against the Broncos, Akers finished the game with 23 carries for 118 yards and three touchdowns. This set a career-high in touchdowns and season-highs in both carries and rush yards. This was the second multi-touchdown game of his career and of the season. He has six rushing touchdowns in the last four games, the most in the NFL in December. He also passed 1,000 career rushing yards in Week 14 against the Raiders and became the 26th Rams running back to reach this mark. RB Kyren Williams made his debut at running back in Week 10 against the Cardinals and has 33 rushes for 133 yards this season. In Week 6 against the Panthers, WR Ben Skowronek registered the first touchdown of his career on a 17-yard rush in the third quarter. WR Cooper Kupp registered the first rushing touchdown of his career in Week 3 against the Cardinals. QB Matthew Stafford rushed for a 1-yard touchdown in Week 8 against the 49ers. This was Stafford's first rushing touchdown as a Ram, the 15th of his career, and his first since Week 16 of the 2016 season. In Week 12 against the Chiefs, QB Bryce Perkins was the Rams leading rusher with nine rushes for 44 yards. This was the third-most rushing yards by a Rams quarterback since 2000 and second-most by a Rams quarterback in their first NFL start. This season, Perkins has 18 rushes for 92 yards.

Receiving

- This season, WR Cooper Kupp recorded 75 catches for 812 yards and six touchdowns through nine games played. Kupp had seven games with more than 75 receiving yards and has scored at least one touchdown in 15 of his last 19 games, dating back to last season (including the postseason). From Weeks 1-10, Kupp was the 5th highest-graded receiver this season (86.3). WR Allen Robinson II posted 63 yards on five catches and one touchdown against the Panthers in Week 6. This set a season-high in receiving yards for Robinson, breaking a previous high of 53 yards set in Week 2 against the Falcons. Robinson had recorded at least one catch in all 110 career games, the second-longest active streak in the NFL behind Cardinals WR DeAndre Hopkins (141). This season, before being injured following Week 11, Robinson had 33 catches for 339 yards and three touchdowns. TE Tyler Higbee registered his fifth 60+ yard receiving game and fourth 70+ yard game this season in Week 16 against the Broncos. Higbee eclipsed 3,000 receiving yards in his career in Week 16 against the Broncos. He also became the Rams all-time leader in touchdowns for tight ends (20). He is the Rams all-time leader in receptions (299) and receiving yards (3,063) for tight ends as well. Higbee finished the game with nine catches for 94 yards and two touchdowns. This set a new season-high in receiving yards and was his third career multi-touchdown game. So far this season, he has 65 catches for 576 yards and three touchdowns. WR Ben Skowronek finished Week 3 with four catches for 66 yards. This set a career-high for Skowronek in yards, breaking his previous high of 42 yards against the Seahawks in Week 15 of the 2021 season. This season, Skowronek has 39 catches for 376 yards. WR Tutu Atwell scored the first touchdown of his career in Week 11 against the Saints on a 62-yard catch from QB Matthew Stafford. This was the third-longest play from scrimmage this season for the offense. This season Atwell has 14 receptions for 261 yards and one touchdown. Atwell has the Rams third-highest offensive grade (74.8) and third-highest receiving grade (76.5) this season. Atwell has recorded at least one catch in six consecutive games, the longest streak of his career. After missing the first six games due to injury, WR Van Jefferson has 18 catches for 231 yards and three touchdowns this season. He caught his 10th career touchdown in Week 14 against the Raiders and has three touchdowns in his last seven games.

Defense

- So far this season, DT Aaron Donald leads the Rams with 40 pressures and is third in sacks with 5.0. He was injured following Week 12. Five Rams defenders have tallied at least 75 tackles: Wagner (126), LB Ernest Jones (99), DB Jalen Ramsey (80), DB Taylor Rapp (78), DB Nick Scott (78). Wagner reached 1,400 tackles for his career in Week 3 against the Cardinals. He became the 17th player and the only active player to join this list. Wagner moved to 9th all-time in regular season tackles in Week 16 against the Broncos and has 1,509 regular season tackles. The Rams have 14 interceptions this season from eight different players: DB Cobie Durant (3), Scott (2), Rapp (2), Ramsey 2), Wagner (2), DB Troy Hill (1), Jones (1), and former LB Terrell Lewis (1). The Rams have 11 takeaways in their last five games. Jones recorded his fourth career game with double digit tackles in Week 12. He also was the Rams' highest-graded player in Week 1 (91.2) according to PFF. Over the past six games, DT Michael Hoecht has tallied 22 tackles, 19 pressures, 12 hurries, seven QB hits, 3.5 sacks, one forced fumble, and two tackles for loss. LB Leonard Floyd registered 2.0 sacks in Week 15 against the Packers. He leads the Rams with 8.0 sacks this season and has 46.0 for his career. This was also his third multi-sack game this season. In Week 16 against the Broncos, DT Larrell Murchison registered 2.0 sacks in his first game with the Rams. These were also the first sacks of Murchison's career. Wagner and Floyd each recorded a sack and Hoecht recorded 2.0. The Rams finished with a combined 6.0 sacks, the most in a game this season and most since Week 14 of the 2020 season against the Patriots (6.0) The Rams have registered at least 1.0 sack in 12 games this season and multiple sacks in 11 games. Across the NFL this season, Wagner is the highest-graded linebacker (91.3), Donald is the 3rd-highest graded interior defender (90.5), Ramsey is the 3rd-highest graded cornerback (82.5), Rapp is the 19th-highest graded safety (73.5), Jones is the 38th-highest graded linebacker (64.5), DT Marquise Copeland is the 39th-highest graded interior defender (65.8), DT A'Shawn Robinson is the 42nd-highest graded interior defensive lineman (64.4), and Floyd is the 46th-highest graded edge rusher (69.5) according to PFF. The Rams defense has allowed three or less points in the first quarter in nine games this season. According to PFF, the Rams defense also ranks first against the run with a 90.0 grade.

Special Teams

- K Matt Gay is 24/26 on field goals and 29/30 on extra points. His one field goal in Week 1 against Buffalo was 57-yards, one-yard short of a career long. He was one of 10 kickers to make a field goal of 50+ yards in Week 1. K Matt Gay kicked a 55-yard field goal in Week 15 against the Packers. This was the third made field goal in NFL History at Lambeau Field of 50+ yards when it has been colder than 25 degrees. It was also the third-longest field goal ever at Lambeau Field. Gay kicked a 55-yard field goal and a 53-yard field goal in Week 16 against the Broncos. This was his first career game with multiple 50+ yard field goals made. He ranks tied for sixth in the NFL this season in field goals made of 50+ yards (7). P Riley Dixon has punted 60 times for 2,926 yards with 15 landing inside the 20-yard line and five landing inside the 10-yard line. WR Brandon Powell has returned 29 kickoffs for 588 yards, with a long of 34 yards. DT Michael Hoecht blocked the first punt of his career in the first quarter against the Cardinals in Week 3. He also returned a kickoff for 22 yards in Week 6 against the Panthers. DB Russ Yeast returned a kickoff for 29-yards against the 49ers in Week 8. DB Jalen Ramsey returned a punt for five yards in Week 11 against the Saints after receiving a lateral pass from WR Brandon Powell. These were the first kickoff returns of Hoecht, Yeast, and Ramsey's careers. The Rams have had two successful fake punts this season, the first coming against the Cowboys Week 5 when P Riley Dixon completed a 12-yard pass to LB Jake Gervase for the first down. This was Gervase's first reception of his career. The second came against the Chiefs when P Riley Dixon completed a 6-yard fake-punt pass to WR Jacob Harris in the second quarter. This was Dixon's third completion of his career and the first career reception for Harris. LB Bobby Wagner blocked and recovered a field goal in Week 9 against the Buccaneers. This was the third blocked field goal of Wagner's career and first for the Rams since Week 17 against the Cardinals in 2020. DB Robert Rochell recovered a muffed punt in Week 12 against the Chiefs. This was the first muffed punt recovery for the Rams special teams unit this season and the first fumble recovery of Rochell's career. Compared to last season, the Rams have boosted their special teams EPA per game from -0.88 to 0.4.



Rams Team Notes



Capitalizing with Trades and Picks

Per Pro-Football-Reference's Approximate Value metric, which puts a number value on a player's contribution to his team -- only two teams have extracted more value from their first-round draft picks than the Rams since their first big pick-for-player deal back in 2018.

Through a series of trades, L.A. was able to turn five first round picks into these players:

- Jalen Ramsey AV 37*
 - Matthew Stafford AV 15*
 - Brandin Cooks AV 18*
 - Taylor Rapp AV 14*
 - Greg Gaines AV 9*
 - Bobby Evans AV 5*
 - David Long Jr. AV 4*
 - Nick Scott AV 3*
- TOTAL AV: 105***

Those eight players have contributed 105 AV to the Rams since 2018. Only Buffalo and Baltimore have generated more value from their first-round selections over that span.

The Rams also have three players in the top-10 in all-time AV among active players.

- Matthew Stafford AV 113*
- Aaron Donald AV 110*
- Bobby Wagner AV 110*

*- As of the start of the 2022 season

Best Of The Best

Following Week 16, the Rams rank among the league's best in the following stats:

Offense:

- 1st in fourth down conversion rate (77.8%)

Defense:

- 1st in opponent goal-to-go efficiency (51.9%)
- 2nd in opponent red zone efficiency (44.7%)
- 2nd in fewest missed tackles on the rush (41)
- 3rd in fewest missed tackles (89)
- 4th in opponent yards per rush (4.04)
- 5th in percent of rushes that result in first downs (22.2%)
- 5th in total rush yards allowed (1,567)
- 5th in opponent rush yards per game (104.5)
- t-5th in total rushing first downs allowed (86)
- 6th in defensive total rush EPA (expected points added) (44.15)
- 6th in opponent rushes/touchdown (38.8)
- t-7th in total rushing touchdowns allowed (10)
- 9th in opponent three-and-out percentage (35.1%)
- 10th in successful play rate on defensive rushes (62.3%)

Individual:

- DB Cobie Durant is 1st in interception return yards (151)
- WR Cooper Kupp is t-3rd in longest receiving TD (75)
- QB Matthew Stafford is 4th in completion percentage (68.0%)
- DB Jalen Ramsey is t-3rd in pass breakups (11)
- DB Jalen Ramsey is t-4th in forced fumbles (3)
- DB Jalen Ramsey is t-4th in passes defended (14)
- LB Bobby Wagner is t-8th in tackles against the rush (76)
- LB Bobby Wagner is t-13th in tackles (126)
- DB Nick Scott is t-14th in forced fumbles (2)
- DB Cobie Durant is t-17th in interceptions (3)
- WR Cooper Kupp is t-20th in receptions (75)
- WR Cooper Kupp is t-21st in receiving TDs (6)
- WR Cooper Kupp is 21st in YAC (422)
- DT Aaron Donald is t-26th in tackles for loss (10)
- LB Bobby Wagner is t-22nd in stops (tackles causing unsuccessful play for opponent offenses) (44).
- LB Leonard Floyd is t-24th in sacks (8.0)
- LB Ernest Jones is 40th in tackles (99)

Good Discipline

Last season, the Rams were the third-least penalized team in the NFL with only 76 penalties called against them in the regular season for 637 yards, second-fewest. This season, they are continuing that trend by having the second-fewest penalties called against them (70) for the fifth-fewest yards (598).

2022 Penalties		Penalties
Team		
1.	Atlanta Falcons	61
2.	Los Angeles Rams	70
3.	Baltimore Ravens	73
t-4.	Houston Texans	74
t-4.	Los Angeles Chargers	74
t-4.	Minnesota Vikings	74

2022 Penalty Yards		Penalty Yards
Team		
1.	Atlanta Falcons	506
2.	Houston Texans	558
3.	Los Angeles Chargers	582
4.	Cincinnati Bengals	588
5.	Los Angeles Rams	598



PFF Grades

Following Week 16, these Rams rank among the league's best in PFF Grades:

Team:

- 1st in run defense (90.0 grade)
- 3rd in tackling (87.2 grade)
- 5th in overall defense (78.8 grade)

Individual:

- LB Bobby Wagner is the 1st ranked LB (91.3)(out of 85)
- DT Aaron Donald is the 3rd ranked IDL (90.5)(out of 125)
- DB Jalen Ramsey is the 3rd ranked CB (82.5)(out of 121)
- WR Cooper Kupp is the 8th ranked WR (86.3)(out of 118)
- C Brian Allen is the 17th ranked C (63.8) (out of 39)
- S Taylor Rapp is the 19th ranked S (73.5) (out of 89)
- OT Rob Havenstein is the 27th ranked T (72.9)(out of 81)
- OG Oday Aboushi is the 29th ranked G (65.2)(out of 83)
- OT Alaric Jackson is the 34th ranked T (64.1)(out of 83)
- OT Ty Nsekhe is the 34th ranked T (71.8)(out of 81)
- LB Ernest Jones is the 38th ranked LB (64.5)(out of 85)
- DT Marquise Copeland is the 39th ranked DL (65.8)(out of 125)
- DT A'Shawn Robinson is the 42nd ranked IDL (64.4)(out of 125)
- LB Leonard Floyd is the 46th ranked EDGE (69.5)(out of 120)



Rams Team Notes



Longest Tenured Rams



There are currently three Rams who have played at least 100 regular season games for the franchise, led by **DT Aaron Donald** with 138 regular season games played and **OL Rob Havenstein** with 114 regular season games played in a Rams uniform. Both players have started in every game they have played in since joining the franchise and were with the team before the relocated back to Los Angeles before the 2016 season.

Pos.	Player	Regular Season GP W/ Rams
DT	Aaron Donald	138
OT	Rob Havenstein	114
TE	Tyler Higbee	108

Donald has only missed four games in his career due to injury, the first in Week 13 against the Seahawks.



Winning Big



Since **Head Coach Sean McVay** took over prior to the start of the 2017 season, the Rams have won eight regular season games by at least 29 points. L.A. is one of five franchises to record at least six wins of 29 or more points in that timeframe. The Rams big wins have come twice against the Cardinals and once against the 49ers, Seahawks, Giants, Jaguars, Colts and the Broncos.

The Patriots have a league-best 10 big wins. The Rams, Ravens and Bills have eight, and the Saints are right behind with six big wins.

Team	Big Wins, (by at Least 29 points) 2017-2022 Regular Season
1. New England Patriots	10
t-2. Los Angeles Rams	8
t-2. Baltimore Ravens	8
t-2. Buffalo Bills	8
5. New Orleans Saints	6



Not Half The Time, All The Time



Since 2017, the Rams have only failed to complete the win four times after securing the lead going into halftime. Including playoffs, **Head Coach Sean McVay** is 51-4 when his team has the lead after the first half.

Coach, Team	Record	Winning Pct.
1. Sean Payton, NO	48-3	.941
2. Sean McVay, LA	51-4	.927
3. Matt LaFleur, GB	34-4	.895
4. John Harbaugh, Bal	52-8	.866



Fresh Faces



The Rams welcomed many new faces, including nine rookies to give a fresh look to the 2022 season. L.A.'s offseason moves were highlighted by acquiring LB Bobby Wagner and WR Allen Robinson II.

The Rams 2022 draft class featured a balanced approach to strengthen both sides of the ball.

Pos.	Name	College	Height	Weight	Obtained
Free Agents (6):					
WR	Allen Robinson II	Penn State	6-2	210	FA-'22
LB	Bobby Wagner	Utah State	6-0	241	FA-'22
P	Riley Dixon	Syracuse	6-4	221	FA-'22
OT	Oday Aboushi	Virginia	6-5	315	FA-'22
OT	Ty Nsekhe	Texas St	6-8	325	FA-'22
OT	Zachary Thomas	San Diego St	6-5	308	FA-'22

Trades/Waiver Claims (3):

DB	Troy Hill	Oregon	5-11	180	T(Cle)-'22
QB	Baker Mayfield	Oklahoma	6-1	215	C(Car)-'22
DT	Larrell Murchison	NC State	6-2	297	C(Ten)-'22

Rookies (9):

OG	Logan Bruss	Wisconsin	6-5	309	D3-'22
DB	Cobie Durant	South Carolina St	5-11	180	D4-'22
RB	Kyren Williams	Notre Dame	5-9	194	D5-'22
DB	Quentin Lake	UCLA	6-1	201	D6A-'22
DB	Derion Kendrick	Georgia	6-0	190	D6B-'22
OLB	Daniel Hardy	Montana St	6-3	240	D7A-'22
DB	Russ Yeast	Kansas St	5-10	195	D7B-'22
OT	A.J. Arcuri	Michigan St	6-7	320	D7C-'22
LB	Jacob Hummel	Iowa State	6-1	235	UDFA-'22
WR	Lance McCutcheon	Montana St	6-3	202	UDFA-'22

At the start of the 2022 season, the Rams had the eighth-youngest roster in the NFL with an average age of 25 years, 11 months.

New coaches such as Liam Coen (Offensive Coordinator), Chris Beake (Inside Linebackers), Skyler Jones (asst. Defensive Line), Greg Olson (Senior Offensive Asst), Jake Peetz (Offensive Asst), and Jeremy Springer (Special Teams Asst) have joined the Rams staff.



Kicking it Consistently



Since **K Matt Gay** was drafted in 2019, he is 11th in made field goals (97).

Player	Team	Field Goals Made Leaders since 2019	FGM
1. Daniel Carlson	Raiders		122
2. Justin Tucker	Ravens		121
3. Younghoe Koo	Falcons		114
4. Greg Zuerlein	Rams/Cowboys/Jets		113
5. Brandon McManus	Broncos		109
6. Nick Folk	Patriots		106
7. Jason Sanders	Dolphins		105
8. Harrison Butker	Chiefs		101
t-9. Chris Boswell	Steelers		99
t-9. Joey Slye	Panthers/Texans/49ers/Commanders		99
11. Matt Gay	Buccaneers/Rams		98

Since 2019, Gay is also t-6th with the most made FGs of 50+ yards.

Player	Team	50+ Yard Field Goals Made Leaders since 2019	FGM
1. Brandon McManus	Broncos		27
2. Matt Prater	Lions/Cardinals		24
3. Graham Gano	Panthers/Giants		20
t-4. Daniel Carlson	Raiders		19
t-4. Younghoe Koo	Falcons		19
t-6. Matt Gay	Buccaneers/Rams		17
t-6. Justin Tucker	Ravens		17
t-6. Harrison Butker	Chiefs		17
t-6. Joey Slye	Panthers/Texans/49ers/Commanders		17



Rams Team Notes



Fabulous 50



Head Coach Sean McVay won 70 percent of his first 50 games (35-15 record) as a head coach. McVay's winning percentage was the sixth-best all-time among coaches with at least 50 games.

McVay trailed only Guy Chamberlin (58-16-7, 78%), John Madden (103-32-7, 76%), Vince Lombardi (96-34-6, 74%), Ray Flaherty (54-21-3, 72%), and George Allen (116-47-5, 71%). All five coaches ahead of McVay are enshrined in the Pro Football Hall of Fame.



Follow Our Lead



The Los Angeles Rams have had 30 games since the start of the 2017 season where they never trailed their opponents, including three so far in 2022.

Regular Season Games Where Rams Never Trailed Their Opponent (McVay Era)

Season	Week	Opponent	Opp. Trailing Time
2017	Week 1	vs. Indianapolis Colts	57:43
2017	Week 3	at San Francisco 49ers	56:03
2017	Week 7	vs. Arizona Cardinals	49:14
2017	Week 9	at New York Giants	52:31
2017	Week 12	vs. New Orleans Saints	55:53
2017	Week 13	at Arizona Cardinals	56:41
2017	Week 15	at Seattle Seahawks	57:06
2018	Week 2	vs. Arizona Cardinals	44:29
2018	Week 3	vs. Los Angeles Chargers	51:14
2018	Week 6	at Denver Broncos	56:23
2018	Week 7	at San Francisco 49ers	51:34
2018	Week 13	at Detroit Lions	38:21
2018	Week 17	vs. San Francisco 49ers	56:57
2019	Week 1	at Carolina Panthers	43:48
2019	Week 2	vs. New Orleans Saints	38:29
2019	Week 8	vs. Cincinnati Bengals	46:06
2019	Week 11	vs. Chicago Bears	48:19
2019	Week 13	at Arizona Cardinals	54:56
2020	Week 2	at Philadelphia Eagles	28:51
2020	Week 4	vs. New York Giants	31:37
2020	Week 7	vs. Chicago Bears	26:22
2020	Week 14	vs. New England Patriots	28:07
2021	Week 1	vs. Chicago Bears	55:36
2021	Week 3	vs. Tampa Bay Buccaneers	39:10
2021	Week 8	at Houston Texans	54:32
2021	Week 13	vs. Jacksonville Jaguars	57:20
2021	Week 16	at Minnesota Vikings	52:47
2022	Week 2	vs. Atlanta Falcons	46:44
2022	Week 3	at Arizona Cardinals	50:15
2022	Week 16	vs. Denver Broncos	53:26



Coach 'Em Up



Rams Head Coach Sean McVay took over a team that was coming off of a 4-12 season and ranked 32nd in scoring. McVay helped transform it into the No. 1 scoring team in the league and helped secure the franchise's first NFC West title since 2003.

Due to his excellent first season and his instrumental part in revamping the Rams offense, McVay was chosen as the Associated Press Coach of the Year in 2017. He is the fourth head coach in franchise history to achieve this honor.

The last Rams head coach to win the award was Dick Vermeil in 1999. Vermeil helped guide the Rams to a 13-3 record, winning the NFC West and culminating with the franchise's first Super Bowl victory over the Titans, 23-16, in Super Bowl XXXIV. Chuck Knox was the only other rookie head coach in franchise history to win the award.

McVay became the youngest coach in NFL history to win the Associated Press Coach of the Year award. McVay was 31 years old during the team's final game of the season. Previously, Don Shula (34 years old) was the youngest coach to win the award.

Youngest Coaches to Win AP Coach of the Year

Coach	Year	Team	Age
1. Sean McVay	2017	LA	31
2. Don Shula	1964	Baltimore Colts	34

McVay became the seventh active head coach to win the Associated Press Coach of the Year Award. McVay is 4-1 against the coaches on this list. The Rams defeated Jason Garrett and the Cowboys, 35-30 in Week 4 and they defeated Sean Payton and the Saints, 26-20 in Week 12.

Active AP Coach of the Year Winners

Coach	Team Won With	Year(s) won AP Award
Mike Vrabel	Ten	2021
Kevin Stefanski	Cle	2020
John Harbaugh	Bal	2019
Sean McVay	LA	2017
Ron Rivera	Car	2015 & 2013
Bruce Arians	Ind, Ari	2012 (Ind), 2014 (Ari)
Bill Belichick	NE	2010, 2007 & 2003
Andy Reid	Phi	2002

Following his second season with L.A., McVay led the Rams to Super Bowl LIII, becoming the youngest head coach in Super Bowl history (33 years old) to reach a World Championship appearance. McVay also became the youngest head coach to win a Super Bowl (36 years old), with their win over the Bengals in Super Bowl LVI.

McVay is tied for 25th in highest win percentage in NFL history 62.5% (60-36).





Rams Team Notes



Team Honors



QB Baker Mayfield won his third career Offensive Player of the Week Award in Week 14 of the 2022 season after making his Rams debut just two days after joining the team. He completed 22/25 passes for 230 yards and one touchdown on *Thursday Night Football*. Mayfield led the Rams on a 98-yard touchdown drive to win the game. This was the longest go-ahead touchdown drive to begin in the final two minutes of a game in last 45 years.

WR Brandon Powell earned NFC Special Teams Player of the Week honors in Week 16 of 2021 after returning two kicks for 75 yards, including one which he took 61 yards for a touchdown on the road in Minnesota.

S Taylor Rapp was named NFC Defensive Player of the Week after hauling in two interceptions to go along with four tackles (three solo) and two passes breakups during a Week 6 matchup on the road against the Giants in 2021.

DT Aaron Donald earned NFC Defensive Player of the Week honors after a three-sack performance against the Cardinals during the 2021 season. He also tallied 14 QB pressures and five tackles in the game.

QB Matthew Stafford kicked off the 2021 regular season completing 20 of 26 passes for 321 yards and three touchdowns on *Sunday Night Football* against the Chicago Bears in the first regular season game with fans in attendance at SoFi Stadium.

RB Cam Akers recorded a career-high 171 yards rushing in the team's *Thursday Night Football* win over the New England Patriots in a 2020 Week 14 contest. Akers was named the NFC Offensive Player of the Week for his efforts, marking the first time in his career receiving the award.

DL Aaron Donald became the second Rams defender to earn Player of the Week accolades after matching a career-high 4.0 sacks in a Week 5 win at Washington.

OLB Leonard Floyd earned his first-career NFC Defensive Player of the Week honors after posting a career-best 3.0 sacks and one fumble recovery in a Week 10 divisional win over Seattle.

Donald brought home the first award of the 2019 season. The reigning two-time Defensive Player of the Year was named the Defensive Player of the Week following a solid outing against the Bears in the Rams win.

Donald received his first Player of the Week accolades in 2018 after establishing a career-high 4.0 sacks against the 49ers in a Week 7 win. Donald earned his first-career Player of the Month accolades for October 2018 and again for December 2018. Donald was named 2018 Week 16 POW for a 3.0-sack performance against the Cardinals.

Player	Award	(Season)
Baker Mayfield	NFC Off POW	Week 14 (2022)
Brandon Powell	NFC ST POW	Week 16 (2021)
Taylor Rapp	NFC Def POW	Week 6 (2021)
Aaron Donald	NFC Def POW	Week 4 (2021)
Matthew Stafford	NFC Off POW	Week 1 (2021)
Cam Akers	NFC Off POW	Week 14 (2020)
Leonard Floyd	NFC Def POW	Week 10 (2020)
Aaron Donald	NFC Def POW	Week 5 (2020)
Aaron Donald	NFC Def POW	Week 11 (2019)
Aaron Donald	NFC Def POM	December (2018)
Aaron Donald	NFC Def POW	Week 16 (2018)
Aaron Donald	NFC Def POM	October (2018)
Aaron Donald	NFC Def POW	Week 7 (2018)
Aaron Donald	NFC Def POW	Week 4 (2016)
Aaron Donald	NFC Def POW	Week 14 (2015)
Aaron Donald	NFC Def POW	Week 1 (2015)



Success In The West



Under Head Coach Sean McVay, the Rams are 20-15 in the regular season against NFC West opponents. One of the losses came in a game where the Rams rested all starters after clinching a playoff berth. L.A. is 10-2 against the Arizona Cardinals and have outscored them 372-201. L.A. outscored NFC West foes, 696-482 through McVay's first 25 regular season divisional games. The Rams finished 6-0 in the NFC West during the 2018 season. The last time an NFC West team accomplished the feat was the Cardinals in 2008. It marked the first time the Rams swept the NFC West since 1999.

The Rams are 11-6 in NFC West road contests since the start of the 2017 season. The most recent road win was against the Arizona Cardinals, 20-12, at State Farm Stadium in Week 3.

The Rams outscored their divisional opponents, 171-112, during the 2017 season, which was a 59-point differential. It was the highest positive point differential in the division for the Rams since 2001, when the Rams outscored their divisional opponents, 294-172, for a 122-point differential. The 2001 Rams played in a five team division and therefore had eight divisional games that season.

The Rams also posted 30-plus points against all three of their divisional opponents during the 2018 season. The 2002 Rams were previously the last team to accomplish that feat.

Rams Regular Season NFC West Contests Under Coach McVay

Date	Opponent	Score	Differential
09/21/17	at San Francisco	W, 41-39	+2
10/08/17	vs. Seattle	L, 16-10	-6
10/22/17	vs. Arizona	W, 33-0	+33
12/03/17	at Arizona	W, 32-16	+16
12/17/17	at Seattle	W, 42-7	+35
12/31/17	vs. San Francisco	L, 34-13	-21
9/16/18	vs. Arizona	W, 34-0	+34
10/7/18	at Seattle	W, 33-31	+2
10/21/18	at San Francisco	W, 39-10	+29
11/11/18	vs. Seattle	W, 36-31	+5
12/23/18	at Arizona	W, 31-9	+22
12/30/18	vs. San Francisco	W, 48-32	+16
10/3/19	at Seattle	L, 30-29	-1
10/13/19	vs. San Francisco	L, 20-7	-13
12/1/19	at Arizona	W, 34-7	+27
12/8/19	vs. Seattle	W, 28-12	+16
12/21/19	at San Francisco	L, 34-31	-3
12/29/19	vs. Arizona	W, 31-24	+7
10/18/20	at San Francisco	L, 24-16	-8
11/15/20	vs. Seattle	W, 23-16	+7
11/29/20	vs. San Francisco	L, 23-20	-3
12/6/20	at Arizona	W, 38-28	+10
12/27/20	at Seattle	L, 20-9	-11
1/3/21	vs. Arizona	W, 18-7	+11
10/3/21	vs. Arizona	L, 37-20	-13
10/7/21	at Seattle	W, 26-17	+9
11/15/21	at San Francisco	L, 31-10	-21
12/13/21	at Arizona	W, 30-23	+7
12/21/21	vs. Seattle	W, 20-10	+10
1/9/22	vs. San Francisco	L, 27-24 OT	-3
9/26/22	at Arizona	W, 20-12	+8
10/3/22	at San Francisco	L, 24-9	-15
10/31/22	vs. San Francisco	L, 31-14	-17
11/13/22	vs. Arizona	L, 27-17	-10
12/4/22	vs. Seattle	L, 27-23	-4
Total		889-736	+153

Additionally, McVay and the Rams are 3-0 against NFC West opponents in postseason action after posting a 20-17 Wild Card win against San Francisco in the 2021 postseason.

Rams Postseason NFC West Contests Under Coach McVay

Date	Opponent	Score	Differential
1/9/21	at Seattle	W, 30-20	+10
1/17/22	vs. Arizona	W 34-11	+23
1/30/22	vs. San Francisco	W, 20-17	+3
Total		84-48	+36



Rams Offensive Team Notes



The Longest Yard



The Rams offense has been amongst the most productive in the league since McVay became Head Coach prior to the 2017 season. LA is averaging 365.6 scrimmage yards per regular season game in that span. The Rams are one of only six teams to average at least 365 scrimmage yards over the last 96 regular season games.

2017-2022 Regular Season Scrimmage Yard Per Game Leaders

Team	Scrim. Yards	Avg. Yards/Game
1. Kansas City Chiefs	38,593	402.0
2. Tampa Bay Buccaneers	37,070	386.1
3. Dallas Cowboys	36,075	375.8
4. Los Angeles Chargers	35,939	374.4
5. San Francisco 49ers	35,213	366.8
6. Los Angeles Rams	35,100	365.6



Back in Action



This season, **RB Cam Akers** has 148 carries for 559 yards, seven rushing touchdowns and 33 first downs in 13 games this season. Akers leads all Rams running backs in these categories. Since entering the league in 2020, Akers ranks second amongst Rams running backs in rushes (298), rushing yards (1,187), and fourth in yards-per-rush among running backs with at least 100 carries (3.98).

In his first year in the NFL, Akers led the Rams in rushes (145), rushing yards (625), and broken tackles (27). He finished the regular season with three touchdowns and 30 first downs. Akers started in both of the Rams postseason games against Seattle and Green Bay and finished with 28 rushes for 131 yards and two touchdowns.

After an Achilles injury, Akers returned to the field and made his 2021 season debut Week 18 against San Francisco. He played all throughout the postseason, starting in the Divisional Round against Tampa Bay, the NFC Championship game against San Francisco, and the Super Bowl against Cincinnati. Akers finished the postseason with 67 rushes for 172 yards.

Rookie **RB Kyren Williams** has also been added to the mix after making his return in Week 10 against the Cardinals following an ankle injury. In his five games at running back, Williams has 33 rushes for 133 yards and five first downs, as well as nine receptions for 74 yards. He ranks first among active Rams running backs in yards-per-rush (4.03) this season.



Converting When It Matters



With the rise of the age of analytics, teams are going for it on fourth down on a more frequent basis, increasing the value of conversions greatly. This season, no team have been better at converting on fourth down than the Rams. Converting on 14 of 18 fourth down attempts, the Rams are first in the NFL in fourth down conversion percentage (77.8%), improving from last season where they ranked 17th (52.6%).

2022 Fourth Down Conversion Percentage

Team	4thCV%
1. Los Angeles Rams	77.8%
t-2. Pittsburgh Steelers	73.3%
t-2. Philadelphia Eagles	73.3%
4. Kansas City Chiefs	72.7%
5. Las Vegas Raiders	61.9%
6. Carolina Panthers	57.9%
7. Dallas Cowboys	56.3%
8. Seattle Seahawks	55.6%
9. Cleveland Browns	55.3%
10. Houston Texans	55.0%



MAY-Day



QB Baker Mayfield was claimed off of waivers from the Carolina Panthers on Tuesday December 6th. Two days later, Mayfield came in on the second drive of the game against the Las Vegas Raiders on Thursday Night Football. This marked the shortest amount of time spent with a new team before playing quarterback (at least since 1995). Mayfield finished the game completing 22/35 passes for 230 yards and one touchdown.

Mayfield and the offense executed an eight play, 98-yard touchdown drive to win the game. According to Elias Sports Bureau, that was the longest go-ahead touchdown drive to begin in the final two minutes of a game in last 45 years.

He is also the third #1 overall pick in the NFL Draft to play at quarterback for the Rams in the past three seasons (Stafford-2009, Goff-2016, Mayfield-2018).

This season with the Rams, Mayfield has completed 58/84 passes for 571 yards and four touchdowns in three games played.



Swiss Army Knives



WR Ben Skowronek and **WR Brandon Powell** seem to be everywhere on the field. They are both a part of the growing 'positionless football' movement, along with 49ers WR Deebo Samuel and Falcons RB Cordarrelle Patterson. So far this season, Skowronek has lined up as a receiver, fullback, and running back, while Powell has played receiver, running back, and kick/punt returner.

Both Skowronek and Powell rank in the top-5 on the Rams roster in all-purpose yards (rushing yards+receiving yards+return yards).

Rams All-Purpose Yards Leaders 2022

Player	All-Purpose Yards
1. Brandon Powell	953
2. Cooper Kupp	864
3. Cam Akers	642
4. Tyler Higbee	583
5. Ben Skowronek	393



Matthew Stafford Notes



Coming Through in the Clutch



QB Matthew Stafford had his 46th career game-winning drive against Cincinnati in the Super Bowl last season. With the Rams down four in the fourth quarter, Stafford drove the Rams from their own 21 and capped off the drive with a 1-yard touchdown catch from Cooper Kupp with 1:25 remaining in the game. No QB has more game-winning drives since Stafford entered the league in 2009.

From 2009-2020, Stafford had 39 game-winning drives, which is five more than second place Russell Wilson during that time, six more than Drew Brees and 15 more than Aaron Rodgers. He led the NFL in game-winning drives in 2014, 2016 and 2017.

In 2021 with the Rams, Stafford had four regular season game-winning drives. In the fourth quarter, Stafford completed 71% of his passes, threw for 12 touchdowns and had a 126.4 passer rating.

On top of that, Stafford also had three postseason game-winning drives in 2021. In the fourth quarter of those three games, Stafford completed 65.7% of his passes for two touchdowns, no interceptions, all while maintaining a 107.7 passer rating.



400-Yard Passing Games, NFL History

With 10 games of 400-plus passing yards, **QB Matthew Stafford** is seventh all-time in the category.

Most 400-Plus Yards Passing Games, NFL History		
Player	Team	Games
1.	Drew Brees, SD, NO	16
t-2.	Tom Brady, NE, TB	14
t-2.	Peyton Manning, Ind, Den	14
4.	Dan Marino, Mia	13
5.	Ben Roethlisberger, Pit	12
6.	Philip Rivers, SD, LAC, Ind	11
7.	Matthew Stafford, Det, LA	10

Stafford TD Receivers Breakdown

Of **QB Matthew Stafford's** 333 career regular season passing touchdowns, he threw 282 TDs in Detroit and now has 51 in Los Angeles. Here are his most productive receivers at each destination.

Matthew Stafford Detroit Lions TD Pass Leaderboard	
Receiver	TD Passes
WR Calvin Johnson	56
WR Marvin Jones Jr.	33
WR Golden Tate	22
Total in Detroit Career	282

Matthew Stafford Los Angeles Rams TD Pass Leaderboard	
Receiver	TD Passes
WR Cooper Kupp	22
WR Van Jefferson	6
WR Odell Beckham Jr.	5
TE Tyler Higbee	5
WR Allen Robinson II	3
WR Tutu Atwell	1
Total in Los Angeles Career	51



In Historic Company



QB Matthew Stafford has accumulated 52,082 regular season passing yards over his illustrious 13-year career, which ranks 11th most all-time. He is one spot ahead of Hall of Famer John Elway (51,475) and sits behind former Giants QB Eli Manning (57,023).

Stafford has finished in the top-10 in passing yards eight times in his career. During the 2021 season, he ranked third in the league in passing yards (4,886), and sixth in QBR (102.9).

His 333 passing touchdowns ranks 12th all-time and are more than Moon (291), Elway (300) and other Hall of Famers like Johnny Unitas (290) and Joe Montana (273). Stafford also ranked second in the NFL in 2021 with 41 touchdowns, putting him behind only Tom Brady (43).

Stafford finished the regular season with a completion rate above 64% in each of the last seven seasons. This season, Stafford has a 68.0% completion percentage, which ranks seventh best in the NFL.

Additionally, Stafford needs one more season with 4,000 passing yards to become the seventh player with 10 such seasons. He would join Peyton Manning, Tom Brady, Drew Brees, Phillip Rivers, Aaron Rodgers and Matt Ryan.



Fastest to 50K



In his first 198 career regular season and playoff games, **QB Matthew Stafford** accumulated 55,495 passing yards. Stafford was the fastest QB to reach 50,000 passing yards in NFL history. Three other active QBs have reached this threshold. Stafford ranks fourth amongst active QBs in passing yards.

Active QB Passing Yard Leaders			
All-time Rank.	Player, Teams	Total Games	Passing Yards
1.	Tom Brady, NE, TB	380	101,747
8.	Matt Ryan, Atl, Ind	244	65,464
9.	Aaron Rodgers, GB	250	64,585
12.	Matthew Stafford, Det, LA	198	54,178

QB Matthew Stafford passed 50,000 regular season passing yards against the Bills Week 1. Stafford was the fourth active QB and 12th all-time to reach this mark. He became the fastest QB to reach 50,000 passing yards in NFL history.

Active QB Regular Season Passing Yard Leaders			
All-time Rank.	Player, Teams	Regular Season Games	Yards
1.	Tom Brady, NE, TB	333	88,698
7.	Matt Ryan, Atl, Ind	234	62,792
9.	Aaron Rodgers, GB	228	58,691
11.	Matthew Stafford, Det, LA	191	52,082



Connecting with Kupp



Since coming to the Rams, **QB Matthew Stafford** quickly found a reliable target in **WR Cooper Kupp**. This connection grew so strong that Kupp became the fourth player in NFL to win the receiving triple-crown, leading the NFL in receptions, receiving yards, and receiving TDs.

This season, when quarterback Stafford targeted Kupp, he has a 77.4 percent completion rate, 8.74 yards per attempt (YPA), 45.2 percent first down rate, 58.1 percent success rate and a 106.6 passer rating.

Through Week 9, and among receivers with at least 75 targets, Stafford and Kupp ranked first in completion percentage, fourth in the NFL in yards per attempt, and fourth in first down rate.





Matthew Stafford Notes



Passing the Test



In 2021, **QB Matthew Stafford** took the NFL by storm, leading the Rams to one of their most efficient seasons in franchise history. Stafford ranked third in passing yards (4,886), second in passing touchdowns (41), fifth in completions for first downs (233), and third in yards per attempt (8.13).

2021 NFL Leaders in Passing Yards

Player. Team. (Games)	Yards
1. Tom Brady, TB, (17)	5,316
2. Justin Herbert, LAC, (17)	5,014
3. Matthew Stafford, LA, (17)	4,886

2021 NFL Leaders in Passing TDs

Player. Team. (Games)	Passing TDs
1. Tom Brady, TB, (17)	43
2. Matthew Stafford, LA, (17)	41

2021 NFL Leaders in Passing First Downs

Player. Team. (Games)	Passing 1st Downs
1. Tom Brady, TB, (17)	269
2. Patrick Mahomes, KC, (17)	260
3. Justin Herbert, LAC, (17)	256
4. Josh Allen, Buf, (17)	234
5. Matthew Stafford, LA, (17)	233

2021 NFL Leaders in Yards Per Attempt

Player. Team. (Games)	Passing Yards Per Pass
1. Joe Burrow, Cin, (17)	8.87
2. Jimmy Garoppolo, SF, (15)	8.64
3. Matthew Stafford, LA, (17)	8.13

This season, Stafford is continuing to shine in the spotlight of Los Angeles. Before he was injured in Week 11, he ranked seventh in the NFL in completion percentage (68.0%), 15th in completions (206), and is tied for fourth in passing long (75 yards).

2022 NFL Leaders in Completion Percentage (through Week 11)

Player. Team	Completion Percentage
1. Geno Smith, Sea	72.8%
2. Tua Tagovailoa, Mia	71.0%
3. Matt Ryan, Ind	69.2%
4. Joe Burrow, Cin	69.1%
5. Mac Jones, NE	68.7%
6. Jalen Hurts, Phi	68.3%
7. Matthew Stafford, LAR	68.0%
8. Dak Prescott, Dal	67.8%
9. Jimmy Garoppolo, SF	67.0%
10. Andy Dalton, NO	66.9%

2022 NFL Leaders in Completions (through Week 11)

Player. Team	Completions
1. Tom Brady, TB	282
2. Justin Herbert, LAC	277
3. Patrick Mahomes, KC	265
4. Joe Burrow, Cin	257
5. Matt Ryan, Ind	247
6. Aaron Rodgers, GB	243
7. Tyler Lockett, Sea	240
8. Kirk Cousins, Min	239
9. Josh Allen, Buf	238
10. Geno Smith, Sea	230
11. Trevor Lawrence, Jax	227
12. Derek Carr, LV	217
13. Jacoby Brissett, Cle	213
14. Jared Goff, Det	209
15. Matthew Stafford, LA	206

2022 NFL Leaders in Passing Long (through Week 11)

Player. Team	Passing Long
1. Josh Allen, Buf	98
2. Jared Goff, Det	81
3. Zach Wilson, NYJ	79
t-4. Matthew Stafford, LAR	75
t-4. Lamar Jackson, Bal	75
t-4. Marcus Mariota, Atl	75
t-4. Baker Mayfield, Car	75
t-4. Carson Wentz, Was	75
9. Dak Prescott, Dal	68
10. Russell Wilson, Den	67



Stafford Sets Rams Record for Passing Yards



QB Matthew Stafford broke the Rams franchise record for single season passing yards in Week 18 last season when he reached 4,886 passing yards in his 17 games.

Most Single Season Passing Yards, Rams History

Player. Year	Passing Yards
1. Matthew Stafford, 2021	4,886
2. Kurt Warner, 2001	4,830
3. Jared Goff, 2018	4,688
4. Jared Goff, 2019	4,638
5. Kurt Warner, 1999	4,353

Stafford also broke the Rams franchise record for completions in a single season with 404 on 601 attempts. During the Rams Week 17 win in Baltimore, he passed former Rams QB Jared Goff's 2019 record of 394 completions.

Most Single Season Completions, Rams History

Player. Year	Passing Yards
1. Matthew Stafford, 2021	404
2. Jared Goff, 2019	394
3. Kurt Warner, 2001	375
4t. Jared Goff, 2020	370
4t. Marc Bulger, 2006	370



One-of-a-Kind



Since 2016, **QB Matthew Stafford** has the highest single-season passer rating against the blitz, according to NFL Next Gen Stats.

Highest Passer Rating vs. Blitz, Single Season, Next Gen Stats era (since 2016)

1. Stafford - 2021 - 139.6
2. Mahomes - 2020 - 134.3
3. Brees - 2019 - 128.1
4. Cousins - 2021 - 126.4

In a historic season where he became the first quarterback in NFL history with 6,000 passing yards, 50 passing TDs and a Super Bowl win in a single regular and postseason, Stafford proved he is one of the most efficient quarterbacks under pressure.



Fastest to 40k



In his first 147 career games, **QB Matthew Stafford** became the fastest player in NFL history to throw for over 40,000 yards. He did it in four fewer games than Falcons QB Matt Ryan.

Fewest Games to Reach 40,000 Yards, NFL History

Player. Team	Total Games	Yards
1. Matthew Stafford, Det, LA	147	40,277
2. Matt Ryan, Atl	151	40,073
3. Drew Brees, SD, NO	152	40,046
4. Dan Marino, Mia	153	40,024





Receiver/Tight End Notes



Rams Legend



ARob-500



Rams WR **Cooper Kupp** put together a record-breaking 2021 season. Through 17 games, Kupp broke the Rams single-season record for receiving yards, receiving TDs, receptions and receiving first downs.

Most Single Season Rec. Yards Rams History

Player, Team, (Year)	Rec. Yards
1. Cooper Kupp, LA, (2021)	1,947
2. Isaac Bruce, Stl, (1995)	1,781
3. Torry Holt, Stl, (2003)	1,696

Most Single Season Rec. TDs in Rams History

Player, Team, (Year)	TDs
1. Cooper Kupp, LA, (2021)	16
2t. Isaac Bruce, Stl, (1995)	13
2t. Harold Jackson, LA, (1973)	13

Most Single Season Rec. in Rams History

Player, Team, (Year)	Receptions
1. Cooper Kupp, LA, (2021)	145
2. Isaac Bruce, Stl, (1995)	119
3. Torry Holt, Stl, (2003)	117

Most Single Season Receiving First Downs in Rams History

Player, Team, (Year)	Receiving First Downs
1. Cooper Kupp, LA, (2021)	89
2. Torry Holt, Stl, (2003)	84



Run It Back



Since WR **Brandon Powell** began returning regular season kicks and punts for the Rams Week 13 of 2021, he has been nothing short of electric. So far this season, Powell ranks fifth in total kick return yards and fourth in percent of kickoff returns taken past 20 yard line among returners with at least 20 kick returns.

Kickoff Return Yards Leaders 2022 season

Player, Team	Kickoff Return Yards
1. Keisean Nixon, GB	825
2. Kene Nwangwu, Min	779
3. Jerome Ford, Cle	607
4. Isiah Pacheco, KC	597
5. Brandon Powell, LAR	588
6. Justin Jackson, Det	565
7. Marcus Jones, NE	563
8. Braxton Berrios, NYJ	549
9. Dallis Flowers, Ind	527
t-10. Ray-Ray McCloud, SF	518
t-10. Ameer Abdullah, LV	518

Percent of Kickoff Return Taken past 20 yard line 2022 season (with at least 20 kick returns)

Player, Team	%KRSP20+
1. Justin Jackson, Det	95.2%
2. Marcus Jones, NE	87.0%
3. Ameer Abdullah, LV	80.0%
4. Brandon Powell, LAR	79.3%
5. Kene Nwangwu, Min	76.7%
6. Braxton Berrios, NYJ	75.0%
7. Jerome Ford, Cle	70.8%
8. Keisean Nixon, GB	70.0%
9. Ray-Ray McCloud, SF	69.6%
t-10. Raheem Mostert, Mia	68.2%

WR **Allen Robinson** reached 500 career receptions for his career in the first quarter of the Rams Week 2 matchup against Atlanta. He became the 160th member of the 500 catch club.

Since entering the league in 2014 to Week 11 of the 2022 season, Robinson ranked 19th in the league with 528 receptions. He also ranked 18th in the NFL with 6,748 receiving yards, needing only 252 yards to reach 7,000 on his career.

In his second year, Robinson led the NFL with 14 touchdowns, which is a career-high. He had three games with multiple touchdowns, set a career-high with 1,400 yards, and was sixth in the league in receiving yards. Robinson also had the longest reception in the league that season with a 90-yard touchdown from Blake Bortles.

From 2018-2021, Robinson had the most contested catches (71) according to PFF, and has had at least 800 receiving yards every year that he's played more than 14 games.

Robinson also has some of the fewest drops in the league. Since 2019, he has only dropped eight passes on 423 targets.

Robinson knows how to put on a show in the playoffs as well. In the Bears' 2018 Wild Card Game against the Eagles, Robinson finished with 143 yards on 10 catches and a touchdown. He averages eight catches and 99 yards in the postseason.



G.O.A.(TE)



During the Week 16 matchup against the Broncos, TE **Tyler Higbee** eclipsed 3,000 receiving yards in his career and became the Rams all-time leader in touchdowns for tight ends with his two touchdown performance, giving him 20 in his career. He is the Rams all-time leader in receptions (299) and receiving yards (3,063) for tight ends as well.

This season, Higbee has 65 catches for 576 yards and three touchdowns.



Cooper Kupp Notes



6K for CK



With his 34-yard reception in the third quarter against the Buccaneers in Week 9, **WR Cooper Kupp** passed Elroy Hirsch for 4th in all-time in franchise receiving yards. Kupp has registered 6,329 receiving yards in his career. Kupp's 127-yards during Week 9 against Tampa Bay made it his fifth game this season with at least 100 receiving yards and seventh in the last 11, dating back to last season (including the postseason). Kupp also set Rams franchise records in single-season receptions with 145 and receiving yards with 1,947 in 2021.

All-Time Franchise Receiving List

Player, Team	Regular Season Receiving Yards
1. Isaac Bruce, Stl	14,109
2. Torry Holt, Stl	12,660
3. Henry Ellard, LA	9,761
4. Cooper Kupp, LA	6,329
5. Elroy Hirsch, LA	6,299
6. Jack Snow, LA	6,012
7. Flipper Anderson, LA	5,246



Keeping up with Kupp



WR Cooper Kupp has continued to cement himself as an elite receiver this season. Before he was sidelined following Week 10, Kupp ranked second in the NFL in receptions (72), third in yards-after-the-catch (422), and fifth in receiving first downs (42), receiving touchdowns (6), and in receiving yards (812).



Rams Century Club



WR Cooper Kupp posted his 27th-career 100-plus yard receiving game in a Week 9 loss vs. Tampa Bay with 127 yards on eight catches. He ranks third in franchise history with 100-plus yard receiving games. Kupp set a new career-high with 14 receptions in Week 4 against San Francisco.

Rams Career Regular Season Games with 100+ Receiving Yards

Player	Total Games
1. Torry Holt	46
2. Isaac Bruce	43
3. Cooper Kupp	27
4. Henry Ellard	26
5. Elroy Hirsch	22
6. Bob Boyd	15
7. Red Phillips	14
8. Robert Woods	11



Streaking Receivers



WR Cooper Kupp recorded at least 100-yards receiving in three consecutive games during Weeks 6, 7 and 8, then again in four consecutive games from Week 13 through 16 of the 2021 season and Week 18 through Week 2 of the 2022 regular season. Kupp has gone over 100-yards four times through five games in 2022.

HOF WR Isaac Bruce had a streak of four consecutive 100-yard games, as well as a separate streak of six consecutive 100-yard games in his Rams tenure.

Most Consecutive 100-Yard Games in Franchise History

Player	Streak	Year
1. Isaac Bruce	6 games	1995
2t. Elroy Hirsch	5 games	1951
2t. Bob Boyd	5 games	1954
4t. Cooper Kupp	4 games	2019, 2021
4t. Tyler Higbee	4 games	2019
4t. Isaac Bruce	4 games	2004
8t. Cooper Kupp	3 games	2021, 2021-2022
8t. Brandin Cooks	3 games	2018



At The Top of His Class



Rams WR Cooper Kupp has been one of the best receivers drafted in the 2017 NFL Draft, ranking first in touchdowns (46) and in receiving yards (6,329).

Regular Season Receiving Yards by WRs Drafted In 2017

Player, Team	Receivings Yards
1. Cooper Kupp, LA	6,329
2. Chris Godwin, TB	5,428
3. JuJu Smith-Schuster, Pit/KC	4,705

Regular Season Receiving TDs by WRs Drafted In 2017

Player, Team	Receiving TDs
1. Cooper Kupp, LA	46
2. Chris Godwin, TB	32
3. Mike Williams, LAC	30



Receiving Rave Reviews



Before he was injured in Week 10, **WR Cooper Kupp** led the Rams this season in just about every receiving category. To no surprise, he was also at the top of the NFL leader boards. Kupp ranked in the top five in receptions (75), receiving yards (812), and yards-after-the-catch (422).

Reception Leaders 2022 Season (Through Week 10)

Player, Team	Rec.
1. Tyreek Hill, Mia	81
2. Cooper Kupp, LAR	75
3. Stefon Diggs, Buf	72
4. Justin Jefferson, Min	69
5. Austin Ekeler, LAC	67

Receiving Yards Leaders 2022 Season (Through Week 10)

Player, Team	Rec. Yards
1. Tyreek Hill, Mia	1,148
2. Justin Jefferson, Min	1,060
3. Stefon Diggs, Buf	985
4. Jaylen Waddle, Mia	878
5. Cooper Kupp, LAR	812

Yards-After-The-Catch Leaders 2022 Season (Through Week 10)

Player, Team	YAC
1. Austin Ekeler, LAC	504
2. Christian McCaffrey, SF	424
3. Cooper Kupp, LAR	422
4. Justin Jefferson, Min	392
5. Dallas Goedert, Phi	361



Cooper Kupp Notes



REC

REC YDS

REC TDS



Kupp Wins Fourth Receiving Triple Crown in NFL History



Rams WR Cooper Kupp became the fourth player in NFL history to win the receiving Triple Crown by leading the NFL in receptions, receiving yards, and receiving TDs. He led the second place receivers in all three categories by some of the widest margins of any receiving Triple Crown winner. Kupp was 22 catches, 331 receiving yards, and two receiving TDs ahead of second place in each stat. The only other NFL players to have accomplished this feat are Hall of Fame WR Jerry Rice (1990), WR Sterling Sharpe (1992), and WR Steve Smith Sr. (2005), and none of them led any category by a margin as large as Kupp led in each. Kupp has the chance to become the fourth player since 1970 to lead or tie the league in touchdown receptions in back-to-back seasons. Only three receivers in NFL history have ever done that, Jerry Rice, Terrell Owens and Larry Fitzgerald.

2021 NFL Leaders in Receptions

2021 NFL Leaders in Receiving Yards

2021 NFL Leaders in Receiving TDs

Player	Team	(Games)
1. Cooper Kupp	LA	(17)
2. Davante Adams	GB	(16)
3. Tyreek Hill	KC	(17)
4. Justin Jefferson	Min	(17)

Receptions	Player	Team	(Games)
145	1. Cooper Kupp	LA	(17)
123	2. Justin Jefferson	Min	(17)
111	3. Davante Adams	GB	(16)
108	4. Ja'Marr Chase	Cin	(17)

Yards	Player	Team	(Games)	Receiving TDs
1,947	1. Cooper Kupp	LA	(17)	16
1,616	2. Mike Evans	TB	(16)	14
1,553	3. Ja'Marr Chase	Cin	(17)	13
1,455	4. DK Metcalf	Sea	(17)	12



Jerry Rice's Triple Crown



Hall of Fame WR Jerry Rice's 1990 season is considered one of the best receiving seasons of all-time. He was the first-ever receiving triple crown winner in NFL history. He led second place in all three categories by wide margins. Rice was 18 catches, 208 receiving yards, and three receiving TDs ahead of second place in each stat. Rice received one MVP vote for his performance during the 1990 season.



Sterling Sharpe's Triple Crown



Green Bay Packers WR Sterling Sharpe's 1992 season led him to become the second receiving triple crown winner in NFL history. Sharpe didn't have as large of leads over second place in each stat as Rice did, but he still led by firm margins. Sharpe was 15 catches, 65 receiving yards, and two receiving TDs ahead of second place in each stat. Sharpe received two MVP votes for his performance during the 1992 season.



Steve Smith Sr.'s Triple Crown



2022 Hall of Fame candidate WR Steve Smith Sr.'s 2005 season saw him become the third receiving triple crown winner in NFL history. Smith Sr. had the closest margins ahead of second place compared to any other triple crown winner. Smith Sr. was tied for first in catches, led by 80 receiving yards, and was again tied for first in receiving TDs. Smith Sr. received no MVP votes for his performance during the 2005 season.

1990 NFL Leaders in Receptions

Player	Team	(Games)	Receptions
1. Jerry Rice	SF	(16)	100
2. Andre Rison	Atl	(16)	82
3. Keith Byars	Phi	(16)	81
4. Henry Ellard	LA	(15)	76

1992 NFL Leaders in Receptions

Receptions	Player	Team	(Games)
108	1. Sterling Sharpe	GB	(16)
93	2. Andre Rison	Atl	(15)
90	3. Haywood Jeffires	Min	(16)
84	4. Jerry Rice	SF	(16)

2005 NFL Leaders in Receptions

Receptions	Player	Team	(Games)
103	1t. Steve Smith Sr.	Car	(16)
103	1t. Larry Fitzgerald	Ari	(16)
102	3t. Anquan Boldin	Ari	(14)
102	3t. Torry Holt	Stl	(14)

1990 NFL Leaders in Receiving Yards

Yards	Player	Team	(Games)
1,502	1. Jerry Rice	SF	(16)
1,294	2. Henry Ellard	LA	(15)
1,208	3. Andre Rison	Atl	(16)
1,112	4. Gary Clark	Was	(16)

1992 NFL Leaders in Receiving Yards

Yards	Player	Team	(Games)
1,461	1. Sterling Sharpe	GB	(16)
1,396	2. Michael Irvin	Dal	(16)
1,201	3. Jerry Rice	SF	(16)
1,119	4. Andre Rison	Atl	(15)

2005 NFL Leaders in Receiving Yards

Yards	Player	Team	(Games)
1,563	1. Steve Smith Sr.	Car	(16)
1,483	2. Santana Moss	Was	(16)
1,432	3. Chad Johnson	Cin	(16)
1,409	4. Larry Fitzgerald	Ari	(16)

1990 NFL Leaders in Receiving TDs

Receiving TDs	Player	Team	(Games)
13	1. Jerry Rice	SF	(16)
10	2. Andre Rison	Atl	(16)
9	3t. Calvin Williams	Phi	(16)
9	3t. Ernest Givens	Hou	(16)
9	3t. Eddie Brown	Cin	(14)

1992 NFL Leaders in Receiving TDs

Receiving TDs	Player	Team	(Games)
13	1. Sterling Sharpe	GB	(16)
11	2. Andre Rison	Atl	(15)
10	3t. Jerry Rice	SF	(16)
10	3t. Michael Haynes	Atl	(14)
10	3t. Ernest Givens	Hou	(16)

2005 NFL Leaders in Receiving TDs

Receiving TDs	Player	Team	(Games)
12	1t. Steve Smith Sr.	Car	(16)
12	1t. Marvin Harrison	Ind	(15)
11	3t. Hines Ward	Pit	(15)
11	3t. Chris Chambers	Mia	(16)



Allen Robinson Notes



Familiar Faces



For the first time since 2018, **WR Allen Robinson** is a new guy in the locker room. However, that doesn't mean he came into this season not knowing anyone on the team. From 2016-2017, he and CB Jalen Ramsey wore the same jersey while they were both on the Jaguars.

After finishing the 2016 season 3-13, Robinson and Ramsey both contributed to a team that shocked the league, won 10 games, and made it to the AFC Championship game in 2017. Although Robinson tore his ACL Week 1 and ended up missing the rest of the season, he provided a veteran presence in the locker room and wide receiver's room.



Leonard Floyd is another familiar face for Robinson, as they both played for the Bears during the 2018 and 2019 seasons. During their time in Chicago, the Bears went a combined 20-12. During the 2018 season, the Bears won 12 games, the most since 2010, won the NFC North, and tied for third in the NFL for best record.

They led the Bears to the playoffs for the first time since 2010, but were eliminated by the Eagles in the Wild Card Round. Floyd helped lead the Bears defense to allow the fewest points (283) and Allen Robinson helped the Bears offense rank 8th in yards-per-target (8.82) while leading the team in receiving yards (754), targets (94) and receiving first downs (36).



In Good Hands



Over the last handful of years, **WR Allen Robinson** has established himself as one of the most elite catchers in the league. Since 2020, Robinson has only dropped five passes on 269 targets with a drop percentage of 1.9%.

Similarly, since 2017, Allen Robinson has dropped only 10 passes with 327 receptions and 518 targets. His drop percentage of 1.9% in that time span ranks amongst the best in the league.

In 2021, Robinson dropped two passes all season long, ranking among the league leaders and first on the Bears (with at least 25 targets). He also recorded a drop percentage of 3% which was among the lowest in the league.

In 2020, Robinson dropped three passes with a drop percentage of 2%. Compared to over 500 eligible receivers, Robinson ranked 30th in the league in drops.

During his 2018 campaign, Robinson once again had only three drops and ranked towards the top of the league in drop percentage (3.2%).



Goin' Streaking



Since entering the league in 2014, **WR Allen Robinson** has been one of the most elite route runners in the NFL. The sure-handed Robinson has recorded at least one catch in all 110 career games, the second-longest active streak in the NFL behind DeAndre Hopkins (143).

He has three 1,000-yard seasons (2015, 2019, 2020) and led the league with 14 touchdowns in his second year. Robinson also had the longest reception in the league that season (90 yards).

Amongst active players, Robinson ranks 18th in receptions with 528, 19th in the NFL in receiving yards with 6,748, and 20th in touchdowns with 43, three behind teammate WR Cooper Kupp who ranks 18th with 46.

2019 and 2020 were career years for Robinson. In 2019, he ranked 5th in first downs (63), 7th in receptions (98), 14th in yards (1,147) and 12th among WR in broken tackles (5). During his 2020 campaign, Robinson ranked 6th in receptions (102) and 9th in receiving yards (1,250).



We Are



There were 36 players on Week 1 rosters that came from Penn State. That is eighth most in the country and third in the Big Ten. The Rams currently have three former Nittany Lions on their roster (**WR Allen Robinson**, DB Nick Scott, and DB Grant Haley).

During ARob's time in State College (2011-2013), the Nittany Lions went a combined 24-13, with a loss in the 2011 Ticket City Bowl to the Houston Cougars.

While Robinson never played a game with either in college, Scott and Haley were apart of the same recruiting class (2014) and played together from 2014 to 2017. While together in Happy Valley, Scott and Haley led Penn State to a combined record of 36-17 with four Bowl Game appearances. They won the 2014 Pinstripe Bowl against the Boston College Eagles and the 2017 Fiesta Bowl, beating the Washington Huskies.





Van Jefferson Notes



Yards Per Reception



Since entering the league, **WR Van Jefferson** has been spectacular in maximizing his yards per catch. His 14.81 yards per catch from 2020-2021 had him ranked eighth amongst receivers and ninth overall. During that stretch, Jefferson had 69 receptions and was first on the Rams in yards per catch amongst receivers with over 10 receptions.

In 2021, Jefferson ranked sixth in the NFL and led the Rams receiving corps, among receivers with over 10 targets (16.04 yards per reception) and was second in receiving yards with 802, behind only Cooper Kupp (1,947).

During the 2021 Divisional Round of the playoffs, Jefferson ranked ninth overall and seventh amongst all receivers playing with 14.5 yards per catch.

In 2020, Jefferson ranked second amongst Rams receivers with 11.58 yards per reception, trailing Josh Reynolds (11.88).



Van the Man



Since entering the NFL in 2020, **WR Van Jefferson** has been one of the most consistent wide receivers in the league. Over the last three seasons, Jefferson has accumulated 1,253 yards on 87 catches and ten touchdowns. During that time, Jefferson ranks ninth in the NFL in air yards per target among receivers with at least 150 targets (13.19).

In 2021, he had 802 yards, ranking him in the top-50 in the NFL. His six touchdowns had him ranked 25th.

When he was targeted last season, quarterbacks had a passer rating of 104.2 and only had one interception on 89 targets. Jefferson also had the fifth-longest reception of the season and the longest of his career with a 79-yard touchdown against the Packers in Week 12.

Jefferson registered three catches for 41 yards in Week 11 against the Saints. This marked a season high for Jefferson in yards and matched his season high in catches.

This season, Jefferson has 18 catches for 231 yards and three touchdowns in nine games played.



Taking Care of the Ball



WR Van Jefferson knows how to take care of the ball. Since 2020, Jefferson has no fumbles lost. Additionally, in 2020, he had only two drops on 31 targets, putting him behind only RB Cam Akers for least drops on the Rams.



SEC



At the start of the 2022 regular season, the SEC has produced the most current NFL players with 369 players on rosters hailing from SEC schools. The Rams currently have nine players on the roster who attended five SEC schools. Alabama leads the NFL with 55 rostered players, however Georgia leads all SEC schools on the Rams with three former Bulldogs (QB Matthew Stafford, LB Leonard Floyd, and DB Derion Kendrick) on the roster. **WR Van Jefferson** attended two SEC schools. He started out at Ole Miss, then transferred to Florida for his final two seasons.

- WR Van Jefferson- Ole Miss (2015-2017) and Florida (2018-2019)
- WR Brandon Powell- Florida (2014-2017)
- QB Matthew Stafford- Georgia (2006-2008)
- LB Leonard Floyd- Georgia (2013-2015)
- DB Derion Kendrick- Georgia (2021)
- DT A'Shawn Robinson- Alabama (2013-2015)
- LB Ernest Jones- South Carolina (2018-2020)
- DT Bobby Brown III- Texas A&M (2018-2020)

During his time in SEC country, Jefferson recorded 175 catches for 2,159 yards and 16 touchdowns. In his combined two seasons in Gainesville, Jefferson led the Gators in receiving yards (1,160) and receptions (84).



The Rams also have six coaches who have worked or played at six SEC schools.

- Offensive Assistant Jake Peetz- Alabama (2013,2018) and LSU (2021)
- Special Teams Assistant Jeremy Springer- Texas A&M (2015-2017)
- Assistant Head Coach/Tight Ends Coach Thomas Brown- Georgia(2004-2007, 2011, 2015) South Carolina (2019)
- Offensive Assistant Nick Jones- Georgia (2010-2011)
- Offensive Coordinator Liam Coen- Kentucky (2021)
- Defensive Backs Coach Jonathan Cooley- Kentucky (2015-2016)





Offensive Line Notes



Getting Theirs and Protecting Ours

The Rams finished the 2021 regular season tied for sixth in the NFL in least sacks allowed with 31. The Rams started the same five linemen 13 out of their 17 games played, only deviating in Weeks 8, 14, 15 and 16.

Least Sacks Allowed by Team in 2021

Team, (Games Played)	Sacks Allowed
1. Tampa Bay Buccaneers, (17)	23
2. Buffalo Bills, (17)	27
3t. New England Patriots, (17)	28
3t. Kansas City Chiefs, (17)	28
5. Minnesota Vikings, (17)	30
6t. Los Angeles, (17)	31
6t. Philadelphia Eagles, (17)	31
6t. Los Angeles Chargers, (17)	31

In Carberry We Trust

In Week 6 of the 2022 season against Carolina, the Rams offensive line only allowed 1.0 sack and eight pressures on 34 dropbacks. This is the third fewest pressures allowed this season and tied for fewest sacks given up.

The last time they allowed 1.0 sack was in Week 2 of the 2022 season against Atlanta when the Rams offensive line only allowed 1.0 sack on 37 dropbacks. They also allowed only two pressures on 36 pass-blocking snaps in Week 2 against the Falcons. OT Rob Havenstein, OG David Edwards, OL Coleman Shelton and OL Alaric Jackson all combined for zero pressures allowed against the Falcons.

Alaric Jackson was the fourth highest graded left tackle in Week 6 according to PFF (86.1). This is a career high rating for Jackson. He finished the game against the Panthers not allowing a single sack, hurry, or pressure. Before getting injured this season following Week 9, Jackson hadn't allowed a single sack and only allowed 11 pressures on 305 snaps. This was fewest on the Rams among offensive linemen with at least 250 snaps.



Center of Attention

OC Brian Allen has started on the offensive line every game he has played since Week 1 of 2019. In his 32-regular season starts, he has allowed 49 pressures, while being beat only 23 times (according to PFF).

Last season was a career year for Allen. On 876 snaps, he allowed only 20 pressures. According to PFF, Allen had an 80.2 overall grade and an 87.4 run blocking grade. Last season, Allen was also a top-10 graded center with a 74.8 overall grade.

This season, Brian Allen ranks 17th among centers in the NFL (according to PFF), but has only played in seven games. During that time, he had allowed just nine pressures and 4.0 sacks on 363 snaps.

A Clean #9 Jersey

The Rams were within the NFL's top five ranks in least sacks allowed and least sack yards allowed through the first seven weeks of the 2021 season.

Least Sacks Allowed Through Week 7 of 2021

Team	Sacks Allowed
1. Los Angeles	7
2. Buffalo Bills	8
3. Four Teams Tied: Atl, Dal, Min, TB	9

Least Sack Yards Allowed Through Week 7 of 2021

Team	Sacks Yards Allowed
1. Buffalo Bills	47
2. Dallas Cowboy	56
3. Washington Commanders	57
4. Pittsburgh Steelers	59
5t. Los Angeles	60
5t. San Francisco 49ers	60
5t. Jacksonville Jaguars	60

Thou Shall Not Sack

The Los Angeles Rams offensive line didn't allow a sack in Week 16 against the Broncos. They allowed just one sack on three occasions, Week 2 vs. Atlanta, Week 3 at Arizona, and Week 6 vs. Carolina.

2022 Games Without Allowing a Sack

Week, Opponent	Result
Week 16, Denver	W, 51-14

The offensive line did not allow a sack last season during Week 4 against Arizona and Week 16 at Minnesota. They allowed just one sack on seven occasions, Week 1 vs. Chicago, Week 2 at Indianapolis, Week 3 vs. Tampa Bay, Week 5 at Seattle, Week 7 vs. Detroit, Week 8 at Houston, and Week 13 vs. Jacksonville.

2021 Games Without Allowing a Sack

Week, Opponent	Result
Week 4, Arizona	L, 37-20
Week 16, Minnesota	W, 30-23

LA had two games during the 2020 regular season where they didn't allow a sack. The Rams kept QB Jared Goff from absorbing a sack for the first time in the 2020 season in a Week 6 contest at San Francisco. Against a strong Tampa Bay defensive line that would go on to win the Super Bowl, LA kept their QB clean for the second time all season while he attempted 51 passes in their Week 11 matchup.

2020 Games Without Allowing a Sack

Week, Opponent	Result
Week 6, San Francisco	L, 24-16
Week 11, at Tampa Bay	W, 27-24

In six separate games during the 2019 season, LA's offensive line had a clean sheet, including both contests against its NFC West foes the Seattle Seahawks and once against the San Francisco 49ers.

2019 Games Without Allowing a Sack

Week, Opponent	Result
Week 5, Seattle	L, 30-29
Week 7, Atlanta	W, 37-10
Week 8, Cincinnati	W, 24-10
Week 11, Chicago	W, 17-7
Week 14, Seattle	W, 28-12
Week 16, San Francisco	L, 34-31

Since sacks became an official statistic in 1960, 2019 was the first season in franchise history the Rams had six games without allowing a sack.

2010-2021: Reg. Season Games Without Allowing a Sack

Season	Games Without a Sack
2022	1
2021	2
2020	2
2019	6
2018	2
2017	2
Total	15



Rams Defensive Team Notes



Morris Code



With the addition of Defensive Coordinator Raheem Morris last offseason, the Rams adopted a new defensive code. Morris measures the success of his defense with "Make-A-Difference" (M.A.D.) plays. M.A.D. plays are measured by making interceptions, forcing and recovering fumbles, and other momentum-shifting plays. Winning the turnover battle through M.A.D. plays is the Rams' code to success.



This season the Rams defense ranks first in the NFL in goal-to-go efficiency (51.9%), second in fewest missed tackles on the rush (41), tied for fourth in opponents yards-per-rush (4.04), and sixth in defensive total rush EPA (expected points added) (44.15). Morris' unit holds opponents to a 44.7% red zone efficiency rate, which ranks second-best in the NFL.

During the 2021 season that culminated with a Super Bowl championship, the Rams averaged 1.5 turnovers a game and recorded 25 during the regular season. Under Morris' leadership, the Rams defense featured three players (Aaron Donald, Leonard Floyd and Von Miller) that ranked in the top 20 in sacks. Additionally, Morris' defensive unit ranked third in sacks with 50 and fifth in tackles for loss with 85 during the regular season.

Last season, the Rams defense ranked sixth in the NFL in opponent rushing yards per game (103.2), sixth in opponent rush yards (1,754), and fifth in yards per rush (3.96). Morris' unit held opponents to a 51.8% red zone efficiency rate, which ranked eighth-best in the NFL. The Rams' secondary ranked fifth-best in the NFL in opponent passer rating (83.8) and third in interceptions (19). Morris led the secondary to finish second in the NFL with 17 opponent passing touchdowns allowed and a 0.89 opponent pass touchdown-to-interception ratio.



First Quarter Focus



The Rams have been focused in the first quarter during the 2021 and 2022 regular seasons. In nine of the first 15 games of the 2022 season, the Rams allowed three or fewer points in the first quarter. Through a 20-game span, only the Lions (10) and 49ers (14) have scored more than seven points in the first quarter against the Rams.

A redzone interception on the first drive of the season kept the Chicago Bears scoreless. The following two drives for the Bears ended after failed conversions on fourth-and-four each time. Week 2 was another scoreless first quarter for the Rams D. In Week 3, the Buccaneers were forced to punt three straight times. Week 4, the defense finally allowed a second drive touchdown to Cardinals QB Kyler Murray and the Arizona Cardinals, breaking the season-long first quarter scoreless streak for the Rams. Week 5 in Seattle both teams were shutout in the first quarter. When the Rams traveled to New York for Week 6, the Giants were able to get a field goal to start the game, but no points followed. Week 7 saw the Lions get a first drive TD after Lions RB D'Andre Swift broke off a screen for a 63-yard score. Then after a recovered onside kick a Lions FG followed on the second drive. Week 8 saw the Rams shutout Houston until the fourth quarter. In Week 9, Tennessee was shutout in the first quarter. In Week 10, San Francisco scored two first-quarter touchdowns. After the bye, Green Bay scored one TD in the first quarter. The Rams kept Jacksonville scoreless in the first quarter during Week 13. While in Arizona, the Rams held the Cardinals to three points in the first quarter. After being postponed until Tuesday, the Rams dialed in and did not allow the Seahawks to score in the first quarter in Week 15. In a Week 16 victory over the Vikings, the Rams held their opponent to zero points in the first quarter. Week 17 brought a Ravens interception returned for a touchdown in the first 15 minutes of play. In the season finale, the Rams held the 49ers to zero points in the first quarter.

Opponents Scoring Three or Fewer First-Quarter Points 2021-2022 Regular Season

Week, Team	1st Quarter Points
2022 Week 16, Denver	3
2022 Week 15, Green Bay	3
2022 Week 11, New Orleans	3
2022 Week 10, Arizona	3
2022 Week 9, Tampa Bay	3
2022 Week 8, San Francisco	3
2022 Week 6, Carolina	0
2022 Week 3, Arizona	0
2022 Week 2, Atlanta	0
2021 Week 18, San Francisco	0
2021 Week 16, Minnesota	0
2021 Week 15, Seattle	0
2021 Week 14, Arizona	3
2021 Week 13, Jacksonville	0
2021 Week 9, Tennessee	0
2021 Week 8, Houston	0
2021 Week 6, New York Giants	3
2021 Week 5, Seattle	0
2021 Week 3, Tampa Bay	0
2021 Week 2, Indianapolis	0
2021 Week 1, Chicago	0





Rams Defensive Team Notes



Sack Monster



DT Aaron Donald is no stranger to the spotlight. So far this season, he has racked up a team-high 5.0 sacks. This is tied for the second-most by any player on the Rams (LB Leonard Floyd-7.0, LB Bobby Wagner-5.0). Last season, Donald (12.5) and Floyd (9.5) were amongst the top 20 in terms of sacks.

For his career, Donald is in the top-10 active NFL sack leaders all-time with 103.0 and is the Rams all-time sack leader. With 1.0 sack against the Buccaneers in Week 9, he moved to 34th all-time in regular season sacks (since sacks became an official stat in 1982).

Active NFL Sacks Leaderboard		
Player	Team	Sacks
1. Von Miller	Buffalo Bills	123.5
2. Cameron Jordan	New Orleans Saints	112.5
3. Chandler Jones	Las Vegas Raiders	112.0
4. J.J. Watt	Arizona Cardinals	111.5
5. Justin Houston	Baltimore Ravens	111.0
6. Aaron Donald	Los Angeles	103.0
7. Robert Quinn	Chicago Bears	102.0
8. Carlos Dunlap	Seattle Seahawks	100.0
9. Calais Campbell	Baltimore Ravens	99.0
10. Jason Pierre-Paul	Baltimore Ravens	93.5

Donald is 7.0 sacks away from becoming the fourth player since 1982 — when sacks became an official stat — with 110 sacks in his first nine seasons. He would join DE Jared Allen and OLB DeMarcus Ware, each with 117, and DE Reggie White (137).

Last season, Donald joined Lawrence Taylor as the only players to be named Defensive Rookie of the Year, Defensive Player of the Year multiple times, first-team All-Pro five times and also win a Super Bowl.



It's a Rapp



DB Taylor Rapp set a career-high with four interceptions during the 2021 season, which was tied for the team lead. He has two this season, one interception in 2020 and two his rookie year in 2019. In the eight games that Rapp has had an interception, the Rams have been victorious in six of them.

This season, Rapp's first interception came in Week 14 against the Raiders in the final minute of the game to seal a Rams victory and the second came in Week 15 against the Packers. Rapp is the first Rams player with an interception in back-to-back games since Jordan Fuller in Weeks 11 and 12 of the 2020 season.

Rapp's first two interceptions of the 2021 season came in Week 6 when the Rams were on the road in New York playing the Giants. Both of those interceptions created touchdown opportunities for the Rams offense. His second interception of the game came near the two-minute mark of the third quarter. That interception led to an offensive touchdown which put the Rams ahead 38-3 starting the fourth quarter.



Making a Difference Early



In Week 2 against the Atlanta Falcons, **DB Cobie Durant** became the first Rams rookie, and eighth player in NFL history, to record a sack and interception in the same game and within their first two NFL games.

Year	Position	Player	Team
2022	DB	Cobie Durant	LAR
2022	LB	Travon Walker	JAX
2017	LB	T.J. Watt	PIT
2017	LB	Tyus Bowser	BAL
2015	LB	Kyle Emanuel	LAC
2000	LB	Julian Peterson	SF
1996	LB	Kevin Hardy	JAX
1987	DB	Charles Glaze	SEA
1983	DB	Bill Bates	DAL



Getting Home



The Rams are no stranger to forcing pressure to opposing quarterbacks. Last season, the defense ranked third in sacks with 50.0 and fifth in tackles for loss with 85.

This season, the Rams have two players in the top-5 in the NFL in time to pressure (among defensive players with at least 13 pressures). **DT Aaron Donald** ranks second, averaging 2.22 seconds to apply pressure to opposing quarterbacks while **LB Bobby Wagner** ranks tied for fourth amongst defensive players, averaging 2.24 seconds to pressure the quarterback. Wagner ranks tied for second amongst linebackers, while Donald ranks first amongst defensive linemen.

Time to Pressure (with at least 15 pressures)			
Player (position)	Team	Time to Pressure	
1. Drue Tranquill (LB)	Los Angeles Chargers	2.17s	
2. L'Jarius Sneed (DB)	Kansas City Chiefs	2.20s	
3. Aaron Donald (DT)	Los Angeles Rams	2.22s	
4. Baron Browning (LB)	Denver Broncos	2.23s	
t-5. Bobby Wagner (LB)	Los Angeles Rams	2.24s	
t-5. DaVon Hamilton	Jacksonville Jaguars	2.24s	
7. Ja'Whaun Bentley (LB)	New England Patriots	2.27s	
8. Dante Fowler Jr. (DT)	Dallas Cowboys	2.28s	
t-9. Emmanuel Ogbah (DT)	Miami Dolphins	2.29s	
t-9. Azeem Ojulari (LB)	New York Giants	2.29s	



Rams Defensive Team Notes



Red Zone Ratings



Stopping teams in the red zone is key for a defense, and few defenses do it better than the Rams. This season, the Rams are tied for fifth in opponents red zone touchdowns allowed and tied for second in opponents red zone efficiency (opponent red zone touchdowns/opponent red zone trips).

Opponent Red Zone Touchdowns 2022	
Team	RZTD
1. Denver Broncos	17
2. San Francisco 49ers	18
t-3. Buffalo Bills	20
t-3. New York Jets	20
t-5. Los Angeles Rams	21
t-5. New Orleans Saints	21

Opponent Red Zone Efficiency 2022	
Team	RZEFF
1. Buffalo Bills	44.4%
t-2. Los Angeles Rams	44.7%
t-2. Denver Broncos	44.7%
4. Baltimore Ravens	48.0%
5. New Orleans Saints	48.8%



Stopping the Run



Last season, the Rams defense saw 443 rushing attempts through 18 weeks of play. Rams opponents averaged 3.96 yards per rushing attempt in the regular season, fifth fewest in the NFL. They also finished sixth in the league in opponent rushing yards per game during the regular season.

Opponents Rush Yards per Rush Attempt 2021	
Team	Yd/Rsh
1. New Orleans Saints	3.73
2t. Seattle Seahawks	3.80
2t. Baltimore Ravens	3.80
4. Tennessee Titans	3.91
5. Los Angeles Rams	3.96

This season, the Rams are continuing their dominance against the run, ranking fourth in yards allowed per rushing attempt (4.04).

Opponents Rush Yards per Attempt 2022	
Team	Yd/Rsh
1. San Francisco 49ers	3.34
2. Tennessee Titans	3.49
3. Baltimore Ravens	3.81
t-4. Los Angeles Rams	4.04
t-4. Pittsburgh Steelers	4.04

The Rams defense has not allowed a rusher to eclipse the 100-yard mark all season.

2022 Opponent Leading Rusher vs. Rams			
Week	Leader	Opponent	Rush Yards
1	Josh Allen	Buffalo Bills	56
2	Corrdarrelle Patterson	Atlanta Falcons	41
3	James Conner	Arizona Cardinals	39
4	Jeff Wilson Jr.	San Francisco 49ers	74
5	Tony Pollard	Dallas Cowboys	86
6	Christian McCaffrey	Carolina Panthers	69
7	Bye	Bye	Bye
8	Christian McCaffrey	San Francisco 49ers	94
9	Rachaad White	Tampa Bay Buccaneers	27
10	James Conner	Arizona Cardinals	69
11	Taysom Hill	New Orleans Saints	52
12	Isiah Pacheco	Kansas City Chiefs	69
13	Deejay Dallas	Seattle Seahawks	37
14	Josh Jacobs	Las Vegas Raiders	99
15	Aaron Jones	Green Bay Packers	90
16	Latavius Murray	Denver Broncos	34



Not Missing A Beat



Last season, the Rams ranked tied for 18th in the league in fewest missed tackles with 139 (according to PFF). This season however, they have taken great strides to improve this rating. The Rams now rank third in the league in fewest missed tackles with 89.

Missed Tackles 2022		
Team	Tackles	Missed Tackles
t-1. San Francisco 49ers	963	82
t-1. New England Patriots	1,046	82
3. Los Angeles Rams	1,003	89
4. Pittsburgh Steelers	971	92
5. Washington Commanders	909	93
6. Cincinnati Bengals	973	94
7. Dallas Cowboys	982	98
8. Minnesota Vikings	1,056	99
9. New York Giants	1,004	101
10. Indianapolis Colts	1,051	111

They also have eight players on the roster with more than 10 tackles and four or fewer missed tackles (according to PFF).

Missed Tackles (Players with at least 10 tackles)		
Player (Position)	Tackles	Missed Tackles
t-1. Michael Hoecht (DT)	22	1
t-1. Jonah Williams (DT)	20	1
t-3. Marquise Copeland (DT)	23	2
t-3. Russ Yeast (DB)	12	2
t-3. Jordan Fuller (DB)	11	2
t-6. Bobby Wagner (LB)	126	3
t-6. Grant Haley (DB)	11	3
8. A'Shawn Robinson (DT)	42	4



3 and Out



This season, there has been an increase in three-and-outs forced by defenses compared to last season. This year 32.3% of drives have ended in a three-and-out, compared to last year at this point (30.9%). Additionally, the amount of three-and-outs (1,689) have increased this season compared to last through Week 16 (1,609). The Rams rank ninth in opponent three-out-out conversion percentage (35.1%), improving from last year where they ranked 22nd (29.3%).

2022 Opponents 3 and Out Conversion Percentage		
Team		3OUT%
1.	San Francisco 49ers	40.3%
2.	Denver Broncos	39.3%
3.	Tampa Bay Buccaneers	38.4%
5.	Indianapolis Colts	37.6%
4.	New York Jets	36.6%
t-6.	New England Patriots	36.3%
t-6.	Cleveland Browns	36.3%
8.	Los Angeles Chargers	36.1%
9.	Los Angeles Rams	35.1%
10.	Kansas City Chiefs	35.0%

On top of that, the Rams are tied for 15th in the number of opponent three-and-out conversions (53), improving from last season where they finished the season ranked 22nd with 53.



Rams Defensive Notes



On the Rise



This season, the Rams rank among the best in the NFL against the rush. According to PFF, they rank best in the league against the run with a grade of 90.0 and are led by **LB Ernest Jones**. Jones has established himself this season as a top linebacker in the NFL and elite against the run. PFF has him as the 38th-highest graded linebacker this season with a grade of 64.5.

Jones is the 22nd-highest graded linebacker against the run with a 78.5 grade this season. He ranks sixth among Rams defenders and second among linebackers against the run. Jones also ranks tied for second on the Rams with 34 tackles causing an unsuccessful play for the offense (according to PFF).

A total of 56 of his 99 tackles this season have been against the run, as opposed to 2021 where he had 24 for the entire season. He also has missed only three tackles all season when opponents are rushing the ball.

Through his first 30 career regular season games, Jones has registered 157 total tackles. This ranks 9th most in Rams franchise history through a players first 30 career games.

Rams Tackles Through First 30 Career Regular Season Games		
Player (Position)		Tackles
1. James Laurinaitis (LB)		219
2. Alec Ogletree (LB)		212
3. Jordan Fuller (DB)		183
4. T.J. McDonald (DB)		181
5. Taylor Rapp (DB)		178
6. John Johnson (DB)		176
7. Adam Archuleta (DB)		172
8. Pisa Tinoisamoa (LB)		161
9. Ernest Jones (LB)		157
10. Tommy Polley (LB)		140



Fast and Furious



LB Bobby Wagner and **DT Aaron Donald** have both made careers out of being a menace to opposing quarterbacks. This season, Wagner and Donald are getting to the quarterback at an elite rate. Wagner ranks second on the Rams with 6.0 sacks while Donald ranks third with 5.0, but they are making an impact faster than most.

It is taking Donald an average of 2.84 seconds to record a sack, and Wagner 2.92 seconds. Among defensive players with at least 5.0 sacks, Donald ranks fourth-fastest in the NFL while Wagner is the fastest linebacker with at least 5.0 sacks.

Time to Sack (with at least 5.0 sacks)		
Player (position)	Team	T2Sk
1. Dante Fowler Jr. (DT)	Dallas Cowboys	2.54s
2. J.J. Watt (DT)	Arizona Cardinals	2.66s
3. Daron Payne (DT)	Washington Commanders	2.80s
4. Aaron Donald (DT)	Los Angeles Rams	2.84s
5. Bobby Wagner (LB)	Los Angeles Rams	2.92s



King of the Hill



DB Troy Hill was a staple of the Rams secondary from 2015-2020. During that stretch, he registered 208 tackles (165 solo), and ranked eighth on the team and third amongst defensive backs. He had seven interceptions, ranking third on the Rams, and led the way with three defensive touchdowns. He allowed a 58.9% completion percentage, which ranked third amongst defensive backs on the Rams with more than 100 targets and allowed a 68.8 passer rating when he was the primary defender. Now in his second stint with the team, Hill is picking up right where he left off.

Despite missing five games with injury, Hill has made 58 tackles this season with only five missed tackles (according to PFF). He picked up his eighth career interception against the Bills in Week 1. Hill ranks second among defensive backs on the Rams in overall PFF grade (70.6).



The Magnificent 7



The front seven on the defense are the backbone to any football team, but the Rams front seven are among the elite of the elite. Seven players in the front seven for the Rams have a top-60 player grade according to PFF.

Rams Front Seven PFF Player Ranking		
Player (Position)		Rank
1. Bobby Wagner (LB)		1st of 85
2. Aaron Donald (DT)		3rd of 125
3. Ernest Jones (LB)		38th of 85
4. Marquise Copeland (DT)		39th of 125
5. A'Shawn Robinson (DT)		42nd of 125
6. Leonard Floyd (LB)		46th of 120
7. Greg Gaines (DT)		55th of 125

The front seven has shown up in a big way against the run. The Rams defense ranks fourth in opponents yards-per-rush (4.04), and sixth in defensive total rush EPA (expected points added) (44.15). According to PFF, the Rams run defense is the best in the NFL with a 90.0 grade.





Aaron Donald Notes



Donald Dominates QBs



DT Aaron Donald has amassed 103.0 sacks through 136 regular season games played. Donald has been terrorizing the NFC West since entering the league in 2014. Of Donald's 103.0 sacks, 15.0 of them have come against Broncos (and former Seahawks) QB Russell Wilson. Donald had a career-high 4.0 sacks in a single game came against the 49ers in a 2018 contest, and again in a 2020 contest at Washington.

Total Career Sacks By Quarterback, 2014-2022 Regular Season

No.	Quarterback	Last Time Sacked
15.0	Russell Wilson	Dec. 21, 2021 vs. Seattle
6.5	Kyler Murray	Sep 26, 2022 at Arizona
6.0	Matthew Stafford	Dec. 2, 2018 at Detroit
4.0	C.J. Beathard	Oct. 21, 2018 at San Francisco
3.5	Kirk Cousins	Dec. 26, 2021 vs. Minnesota
3.5	Jimmy Garoppolo	Dec. 21, 2019 at San Francisco
3.5	Carson Palmer	Oct. 22, 2017 vs. Arizona
3.0	Cam Newton	Dec. 10, 2020 vs. New England
3.0	Alex Smith	Oct. 11, 2020 at Washington
3.0	Josh Rosen	Dec. 23, 2018 at Arizona
2.0	Tom Brady	Nov. 6, 2022 at Tampa Bay
2.0	Cooper Rush	Oct. 9, 2022 vs. Dallas
2.0	Andy Dalton	Sept. 12, 2021 vs. Chicago
2.0	Nick Mullens	Nov. 29, 2020 vs. San Francisco
3.0	Josh Allen	Sept. 8, 2022 vs. Buffalo
2.0	Matt Ryan	Oct. 20, 2019 at Atlanta
2.0	Patrick Mahomes II	Nov. 19, 2018 vs. Kansas City
2.0	Aaron Rodgers	Oct. 28, 2018 vs. Green Bay
2.0	Blaine Gabbert	Dec. 3, 2017 at Arizona
2.0	Drew Brees	Nov. 26, 2017 vs. New Orleans
2.0	Colin Kaepernick	Sept. 24, 2016 vs. San Francisco
2.0	Josh McCown	Oct. 25, 2015 vs. Cleveland
1.5	Davis Mills	Oct. 31, 2021 at Houston
1.5	Jay Cutler	Nov. 15, 2015 vs. Chicago
1.0	Trevor Lawrence	Dec. 5, 2021 vs. Jacksonville
1.0	Ryan Tannehill	Nov. 7, 2021 vs. Tennessee
1.0	Daniel Jones	Oct. 17, 2021 vs. New York Giants
1.0	Tua Tagovailoa	Nov. 1, 2020 at Miami
1.0	Kyle Allen	Oct. 11, 2020 at Washington
1.0	Dak Prescott	Sept. 13, 2020 vs. Dallas
1.0	Chase Daniel	Nov. 17, 2019 vs. Chicago
1.0	Mitchell Trubisky	Nov. 17, 2019 vs. Chicago
1.0	Mason Rudolph	Nov. 10, 2019 at Pittsburgh
1.0	Baker Mayfield	Sept. 22, 2019 at Cleveland
1.0	Case Keenum	Oct. 14, 2018 at Denver
1.0	Tom Savage	Nov. 12, 2017 vs. Houston
1.0	Eli Manning	Nov. 5, 2017 at New York Giants
1.0	Blake Bortles	Oct. 15, 2017 at Jacksonville
1.0	Brian Hoyer	Sept. 21, 2017 at San Francisco
1.0	Joe Flacco	Nov. 22, 2015 at Baltimore
1.0	Ben Roethlisberger	Sept. 27, 2015 vs Pittsburgh
1.0	Drew Stanton	Dec. 11, 2014 vs. Arizona
1.0	Colt McCoy	Dec. 7, 2014 at Washington
1.0	Matt Schaub	Nov. 30, 2014 vs. Raiders
1.0	Philip Rivers	Nov. 23, 2014 at Chargers
1.0	Peyton Manning	Nov. 16, 2014 vs. Denver
0.5	Tyler Huntley	Jan. 2, 2022 at Baltimore
0.5	Jarrett Stidham	Dec. 10, 2020 vs. New England
0.5	Nick Foles	Oct. 26, 2020 vs. Chicago
0.5	Tyrod Taylor	Oct. 9, 2016 vs. Buffalo



Top Sacking Ram



Against Seattle in Week 5 of the 2021 season, **DT Aaron Donald** broke the record for career sacks in franchise history. Previously, former Rams DE Leonard Little held the record with 87.5 career sacks.

Rams Franchise Sack Leaders

Player	Sacks
1. Aaron Donald	103.0
2. Leonard Little	87.5
3. Kevin Greene	72.5



Talking Tackles For Loss



Rams **DT Aaron Donald** has used an explosive first step to make a living in opponent backfields since entering the league in 2014. Since the start of the 2014 season, Donald leads the league in tackles for loss, tallying 160 in 138 games played, including 10 TFLs during the 2022 regular season.



During the 2020 regular season, Donald tallied 14 TFLs. He recorded a league-best 20 tackles for loss during the 2019 season. The Pitt product finished first in the NFL with 25 tackles for loss during the 2018 regular season. Donald posted 15 TFLs in 14 games during the 2017 season. The 15 TFLs was tied for the ninth-most that year and the most by an interior defensive lineman. Donald recorded a then career-high 22 tackles for loss in his second season in the NFL in 2015.

2014-2022 Regular Season NFL Leaders - Tackles for Loss

Player, Team	TFL
1. Aaron Donald, LA	160
2. Cameron Jordan, NO	125
3. J.J. Watt, Hou/Ari	117
4. Khalil Mack, Oak/Chi/LAC	114
5. Von Miller, Den/LA/Buf	108
6. Calais Campbell, Ari/Jax/Bal	102



Historically Fast



DT Aaron Donald became the 40th all-time player to reach 100.0 career sacks, since sacks became an official stat in 1982. On top of being the fastest defensive tackle to reach this milestone (130 games), he is the tenth fastest player all-time to join the 100.0 sack club.

Player	Games
1. Reggie White (DE)	96
2. Lawrence Taylor (LB)	106
3. DeMarcus Ware (LB)	113
4. Bruce Smith (DE)	115
5. J.J. Watt (DE)	120
6. Jared Allen (DE)	122
7. Von Miller (LB)	124
8. Chandler Jones (DE)	125
9. Leslie O'Neal (DE)	128
10. Aaron Donald (DT)	130



Aaron Donald Notes



Making the Grade



DT Aaron Donald has never earned a PFF grade below 90.0 over a full season and has been the league's best pass-rusher — at any position — since entering the NFL.

Season	PFF Overall Grade	PFF Grade Rank
2022	90.5	3rd of 125
2021	93.6	1st of 144
2020	94.5	1st of 137
2019	93.6	1st of 123
2018	95.3	1st of 130
2017	94.0	1st of 133
2016	92.6	1st of 139
2015	92.9	1st of 140
2014	90.2	2nd of 144

Donald has graded over 90.0 in 55 of his 138 regular season games. He has 22 more 90.0-plus game grades than the next closest defender, Von Miller (33), who has played 23 more games. Donald owns the four best single-season PFF grades ever given to an interior defender and seven of the best eight.

He is the only interior rusher ever to record 100 or more quarterback pressures in a single season in the PFF era. Only three players have managed this feat, and the other two were edge rushers. Donald has tallied total 665 pressures since entering the league. The next closest defender (Cameron Jordan) is at 605, and the next interior lineman (Fletcher Cox) is at 520.

Donald has also averaged over 83 pressures a season since entering the NFL. Donald, J.J. Watt and Fletcher Cox are the only interior linemen in the PFF era to exceed that over one season. Going back to 2006, Donald owns six of the top nine single-season pressure totals among interior defensive linemen, including the top two.

Since 2014, Donald has been worth 5.27 wins above replacement, averaging out at 0.66 wins per season. No interior defender in the PFF era has been more valuable.



Triple Crown



DT Aaron Donald became the third player in league history to win the Associated Press Defensive Player of The Year Award three times in their career, joining Hall of Fame LB Lawrence Taylor and DE J.J. Watt when he was with the Texans.

Most AP Defensive Play Of The Year Awards

Player (Years)	Times Won
1t. Aaron Donald (2017, 2018, 2020)	3
1t. Lawrence Taylor * (1981, 1982, 1986)	3
1t. J.J. Watt (2012, 2014, 2015)	3

* Denotes Pro Football Hall of Fame



A Race To The QB



Per NFL NextGen Stats, **DT Aaron Donald** posted the fifth-fastest sack during the 2020 regular season. In Week 5 against Washington, he clocked a then league-fastest 2.17 seconds from the snap to initial contact, despite being on the defensive line and a known target of double teams.

Total Time Elapsed Between Snap and QB Contact, 2020

Player, Team (Pos.)	Time Elapsed
1. Darius Leonard, Ind (MLB)	2.00 seconds
2. Haasan Reddick, Ari (OLB)	2.04 seconds
3. Antoine Winfield, TB (S)	2.06 seconds
4. Demarcus Lawrence, Dal (DE)	2.10 seconds
5. Aaron Donald, LA (DL)	2.17 seconds



Push 'Em Back, All (The) Time



In 2018, **DT Aaron Donald** broke Hall of Fame DE Michael Strahan's NFL record for total defensive sack yards in a single season.

Most Defensive Sack Yards in a Single Season (All-Time)	
Player, Year	Def. Sack Yards
1. Aaron Donald, 2018	183.5
2. Michael Strahan, 2001	177.5
3. Jason Taylor, 2002	162.5



Winning The WAR



Last year, according to PFF, **DT Aaron Donald** was worth a full win above replacement (WAR). This means that having Donald on the roster was worth one more win than if the Rams didn't.

There were a handful of players such as Packers DB Adrian Amos and Cowboys LB Micah Parsons who finished at roughly ½ a win. The second most valuable defensive interior lineman behind Donald was Steelers DT Cam Heyward, who posted a ⅓ win value.



Pass Rush King



From 2017-2021, **DT Aaron Donald** was double-teamed 1,586 times per ESPN's metrics-powered NFL Next Gen Stats (182/70% in 2021).

Despite that, he has the highest pass rush win rate amongst interior defensive lineman (27%). He also has still managed 98.0 sacks since entering the NFL in 2014, the most by any player.

Donald has won 22.2% of his pass-rush snaps since 2014, first among interior defenders with at least 1,000 pass-rush snaps. Second place, J.J. Watt, ranks second over that span at 18.9%.

He has either sacked or hit the quarterback 228 times since 2014, which is 22 more than second place over that period. No defensive lineman has more tackles for loss or no gain since 2014 than Donald, who has 115.

According to Cynthia Frelund, a data science expert for the NFL, in a 42-season sample, no player has been double- or triple-teamed more than Donald, who has received two or more blockers on a given play on 56.7% of his snaps. In that same 42-season sample, no player has ever generated a better pressure rate on plays when double- or triple-teamed. Donald is causing pressure at a rate of 15.6%.

Over that time period, edge rushers (and, remember, Donald is largely an interior rusher who can also play defensive end) were double- or triple-teamed at a rate no higher than 52% in any single game, and averaged 51.5%.

Before Donald, the best pressure rates from players who were consistently double- and triple-teamed were 14.2%, which was a tie between Taylor and White, and 13.8% from Bruce Smith.



Jalen Ramsey Notes



Top of His Class



DB Jalen Ramsey was the fifth pick in the 2016 NFL Draft. He was the first defensive back to be taken off the board as well.

Since the 2016 NFL Draft, only three defensive backs have been named to the first team All-Pro team. Ramsey and Titans DB Kevin Byard were the first defensive backs from their draft class to be on the first team in 2017. This past season, Ramsey received his third first team All-Pro nomination which is the most amongst his fellow defensive backs in the same draft class.

Most 1st Team All-Pro Nominations of DBs in 2016 Draft	
Player (Years)	Times Nominated
1. Jalen Ramsey (2017, 2020, 2021)	3
2. Kevin Byard (2017, 2021)	2
3. Xavien Howard (2020)	1



Oh Snap



Since being drafted in 2016, **DB Jalen Ramsey** has played in 106 games. In those 106 games, Ramsey has played 6,501 defensive snaps. This ranks third in defensive snaps played from defensive backs drafted in 2016. He generated 1.37 PFF Wins Above Replacement (PFF WAR) in his first two full seasons with the Rams, which made him the NFL's most valuable cornerback over that span. No other cornerback even crossed the 1.0 WAR mark.

Most Defensive Snaps of DBs in 2016 Draft	
Player (Years)	Snaps
1. Kevin Byard, Ten	6,712
2. James Bradberry, Car/NYG/Phi	6,651
3. Jalen Ramsey, JAX/LA	6,501
4. Vonn Bell, NO/Cin	6,013
5. Justin Simmons, Den	5,715



Who's House, Ram(sey)'s House



DB Jalen Ramsey has been a cornerstone of the Rams defense since he came to LA in 2019. He has registered 234 tackles (186 solo), eight interceptions, 35 breakups, five forced fumbles, and two fumble recoveries since he made his Rams debut in Week 7 of the 2019 season. Since joining the Rams, Ramsey is second in interceptions, solo tackles, total tackles, and has allowed a passer rating of 66.6.

This season, Ramsey is the third ranked cornerback in the NFL with a 82.5 grade (according to PFF). He has 80 tackles (57 solo), 2.0 sacks, two interceptions, 11 breakups, and three forced fumbles. Ramsey ranks third on the Rams in tackles, first in breakups, and first in forced fumbles.



Making a Splash



DB Jalen Ramsey has five interceptions in the fourth quarter since he joined the Rams in 2019, and his highest per-quarter number of tackles on pass plays (41) is in the fourth. He's deflected 14 passes in the fourth quarter in that time, second-highest to his 15 third-quarter deflections.

In the fourth quarter of games, Ramsey makes a "splash play" every 39.5 snaps, which ranks No. 25 among all defensive backs who have played 3,500 or more snaps since 2018 (including playoffs). TruMedia defines "splash plays" as inclusive of sacks, tackles for loss, pressure leading to a throwaway, interceptions/forced fumbles/pass breakups/fumble recoveries and third or fourth-down stops. The majority of the players who rank ahead of Ramsey are safeties.

In the last eight minutes of games since 2018, Ramsey has made a "splash play" every 29.6 snaps and has five interceptions (three in the last five minutes of regulation), two tackles for loss, 11 pass breakups, and three stops on third or fourth down. This ranks No. 12 among all defensive backs who have played 3,500 or more snaps since 2018 (including playoffs).

During a 65-game stretch from 2017-2021, Ramsey did not allow a single explosive passing touchdown, according to Next Gen Stats. Explosive plays are passing plays that gain 20+ yards or rushing plays that gain 10+ yards.



Wrecking Havoc



Not only is **DB Jalen Ramsey** flying around the field making tackles, but he is also creating opportunities for his team to take control of the game. With receivers and running backs whizzing by, it is difficult for defensive backs to force a fumble. Ramsey has forced seven fumbles in his career, which is third amongst other defensive backs that have been playing as long as he has.

DBs from 2016 Draft Leaders - Forced Fumbles	
Player, Team	FF
1. Vonn Bell, NO/Cin	15
2. Keanu Neal, Atl/Dal/TB	8
3. Jalen Ramsey, JAX/LA	7
t-4. James Bradberry, Car/NYG/Phi	4
t-4. Xavien Howard, Mia	4
t-4. Anthony Brown, Dal	4
t-6. Kevin Byard, Ten	3
t-6. Eli Apple, NYG/NO/Car/Cin	3
t-8. Kendall Fuller, Was/KC/Was	2
t-8. Ryan Smith, TB/LAC/Ind	2
t-8. Vernon Hargreaves III, TB/Hou/Cin	2
t-8. Juston Burris, NYJ/Cle/Oak/Cle/Car	2
t-8. Jayron Kearse, Min/Det/Dal	2

Ramsey has been marked as a special player for a multitude of reasons. One of those reasons is he is always there when a play needs to be made. Jalen has recorded above a 70.0 PFF grade in every year of his career, allowing a passer rating of only 78.0 with targets his direction. Ramsey is the only defensive back with an 80.0-plus coverage PFF grade from the slot and outside since 2020. Ramsey has 17-career interceptions, which ranks fifth in the NFL among defensive backs drafted in 2016.

DBs from 2016 Draft Leaders - Interceptions	
Player, Team	INT
1. Xavien Howard, Mia	28
2. Justin Simmons, Den	26
3. Kevin Byard, Ten	25
4. James Bradberry, Car/NYG/Phi	18
5. Jalen Ramsey, JAX/LA	17



Bobby Wagner Notes



Defense Wins Championships



For ten seasons, **LB Bobby Wagner** was a force in the NFC West, winning three divisional titles, two NFC Championships and a Super Bowl with the Seattle Seahawks. Wagner signed a five-year deal with the Rams this offseason.

He joined a stacked defense with DT Aaron Donald, DB Jalen Ramsey, and LB Ernest Jones that ranked eighth in red zone defense, fifth in sacks, and seventh in interceptions last season.

Last season, Bobby was the leader of the fourth-best red zone defense in the league, allowing only 31 touchdowns on 61 possessions, and he is continuing that red zone dominance with the Rams.



In a League of His Own



LB Bobby Wagner has been one of the NFL's best linebackers since he came into the league in 2012. Having played a combined 10,892 regular season and postseason snaps in his career, Bobby ranks second in combined defensive snaps played since 2012.

In his ten years in the league, Bobby has made the Pro Bowl eight times. He ranks eighth amongst active players in selections and shares the lead for Pro Bowl selections amongst linebackers with Buffalo's Von Miller.

Wagner is one of the highest-valued players in the league. According to Pro Football Reference's Approximate Value (AV), Wagner ranks tied for eighth amongst active players with an AV of 137. AV is calculated using games played, games started, sacks, fumble recoveries, interceptions, defensive touchdowns, and tackles:

$$AV = [(games\ played) + 5*(games\ started) + sacks + 4*(fumble\ recoveries) + 4*(interceptions) + 5*(defensive\ TDs) + (tkl_constant)*(tackles)] + (all_pro_bonus)]$$

The formula is used with (tkl_constant)= 0.6 if the player is a defensive lineman, 0.3 if the player is a linebacker, and 0 if the player is a defensive back, and (all_pro_bonus) is determined using level of All-Pro selection, Pro-Bowl Selection, year played, and games played by team in a season.

He is tied with Calais Campbell for highest amongst active defensive players and is the highest valued linebacker in the NFL today.



Bob(by) the Demolisher



On September 19, 2021, **LB Bobby Wagner** set a Seahawks franchise record with 20 combined tackles against the Titans. This impressive feat ranked seventh in NFL history for most tackles in a single game. On top of that, Wagner has produced 70 double-digit tackle performances in his 160 games played.

Wagner had a career year in 2021 with 170 combined tackles, which ranks seventh-most in a season since 2000, and third-most amongst active players. He surpassed his own previous record of 167 tackles, which he set in 2016. Wagner also racked up 93 solo tackles, the second-most in his career.

Wagner has not had a single season with less than 100 combined tackles. Since tackles became an official stat in 2001, Wagner has posted at least 100 tackles in 11 straight seasons. He sits behind only London Fletcher who played with the Rams, Bills and Commanders. Fletcher had a streak of 14 seasons.

Wagner ranks 9th all-time and first amongst active players with 1,509 regular season tackles. He needs 78 more tackles to move to 8th all-time in regular season tackles. If he continues his career average of 138 tackles per season, by the end of the regular season, Wagner would finish with 1,521. Bobby also ranks 24th in all-time solo tackles (888).

All-Time NFL Regular Season Tackles Leaders

Player	Years Played	Tackles
1. Ray Lewis	1996-2012	2,059
2. London Fletcher	1998-2013	2,039
3. Junior Seau	1990-2009	1,847
4. Jessie Tuggle	1987-2000	1,805
5. Zach Thomas	1996-2008	1,734
6. Derrick Brooks	1995-2008	1,713
7. Clay Matthews	1978-1996	1,595
8. Hardy Nickerson	1987-2002	1,586
9. Bobby Wagner	2012-present	1,509
10. Donnie Edwards	1996-2008	1,501

Bobby ranks second all-time in playoff tackles with 153, behind only Ray Lewis (218). He is first among active players and is 34 tackles ahead of the next closest player, Devin McCourty (119). Wagner has averaged almost 10 tackles per playoff game over his career.

This season, Wagner leads the Rams in tackles with 126 (69 solo). He also has ranks second in sacks (6.0) and tackles-for-loss (9), and is tied for second in interceptions (2).



Diamond in the Rough



The Power-5 Conferences in College Football aren't the only places where stars are born, and nobody knows that better than the Rams.

A total of 30 players on the Rams current roster come from non-Power 5 schools, including 10 from FCS programs and one Division-II school. Notable names on that list of 30 include WR Cooper Kupp (Eastern Washington), TE Tyler Higbee (Western Kentucky), and **LB Bobby Wagner** (Utah State).

Coming out of high school, Wagner was considered a two-star recruit by *Rivals.com*, with his only offer coming from Utah State. Bobby used this as bulletin-board material and quickly transformed into one of the most influential and dominant linebackers in the history of the NFL.

Some other notable non-Power 5 players include Hall-of-Famers WR Jerry Rice (Mississippi Valley State) and Michael Strahan (Texas Southern). Wagner is expected to add his name to that growing list showing that the size of the school doesn't matter.



Ernest Jones and Leonard Floyd Notes



Building Off Year One



Since his rookie season, **LB Ernest Jones** has taken great strides to establish himself as a top linebacker in the NFL. During his rookie season, Jones ranked ninth on the Rams in tackles (58), and 11th in pressures (8). This season however, Jones ranks second on the team in tackles (99) and third in solo tackles (56), and has missed only five tackles on 613 defensive snaps. Jones has registered 157 tackles (89 solo) on 1,031 snaps since entering the league last season, ranking him tied for second among Rams players and first among linebackers on in tackles.

This season, Jones has paired up with **LB Bobby Wagner** at the inside linebacker position. Wagner and Jones rank first and second on the Rams in tackles, and together have combined for 225 tackles. Wagner and LB Ernest Jones both rank in the top-40 in PFF Player Grades for linebackers.



The Palmetto State



South Carolina has been no stranger to pumping out NFL talent. At the start of the 2022 season, 64 rostered players come from the nine Division I football programs in South Carolina, most coming from Clemson (30). Sitting just behind Clemson, 23 players come from South Carolina.

NFL Players from South Carolina Schools

Schools	Number of Players
1. Clemson	30
2. South Carolina	23
3. South Carolina State	5
4. Coastal Carolina	4
t-5. Presbyterian	1
t-5. The Citadel	1
TOTAL	64

The Rams have three players and one coach that come from schools in South Carolina. **LB Ernest Jones** played at South Carolina from 2018-2020, DB Cobie Durant went to South Carolina State from 2016-2021, DB Derion Kendrick played at Clemson from 2018-2020, and Assistant Head Coach/Tight Ends Coach Thomas Brown was the Running Backs coach at South Carolina for the 2019 season.

While at South Carolina, Jones led the team in tackles his sophomore and junior years with 97 and 86 respectively, and registered 199 tackles, 111 solo, 2.0 sacks, two interceptions, and three forced fumbles during his time in Columbia. He was named a permanent captain in his junior year and notched a career-best 19 tackles against LSU, the most by any South Carolina defender since 1987. As a true freshman, Jones registered 16 tackles in five games and helped lead the Gamecocks earn an appearance in the 2018 Belk Bowl, where they faced the Virginia Cavaliers.



Go With The Flo



Since coming to the Rams in 2020, **LB Leonard Floyd** has established himself as an elite pass rusher. Floyd ranks second in sacks with 28.0, behind only DL Aaron Donald (31.0) and the next closest to Floyd is DL Greg Gaines (10.0). During his time with the Bears (2016-2019), he registered 18.5 sacks, ranking him third on the Bears during that time. Since 2016, Floyd has a total of 46.5 sacks, which ranks tied for 26th in the NFL and 12th among linebackers. In Week 15 against the Packers, he registered had 2.0 sacks. This was the third game this season, and 12th of his career, that he has recorded multiple sacks in a game.

Since 2020, Floyd ranks second on the Rams with 148 quarterback pressures (PFF), once again behind only Aaron Donald (224). This ranks him 18th in the NFL during that time and sixth amongst linebackers. While in Chicago, Floyd accumulated 140 quarterback pressures, putting him behind only DL Akiem Hicks (153). His 295 quarterback pressures since entering the league in 2016 ranks 30th in the NFL and 12th amongst linebackers.



Aging Like Fine Wine



LB Leonard Floyd has gotten better with age. Since entering the NFL in 2016, Floyd has registered 331 tackles, (202 solo). He has 46.5 sacks on 295 pressures, three forced fumbles, seven fumble recoveries, two interceptions, and two defensive touchdowns.

Every season, Floyd has increased his production. While with the Bears, Floyd cemented himself as a top-end outside linebacker in the NFL. During his rookie season in 2016, Floyd made 33 tackles (23 solo) and recorded 7.0 sacks, one forced fumble, and returned a fumble for the first touchdown of his career.

In 2017, Floyd totaled 34 tackles (24 solo) and made 4.5 sacks and recovered a fumble. During the 2018 season, he increased his tackles once again to 47 total (34 solo), 4.0 sacks, recovered a fumble, intercepted a pass, and scored the second touchdown of his career. Floyd finished the 2019 season with 40 total tackles (27 solo) and 3.0 sacks.

In his first season with the Rams, Floyd wasted no time in showing that he belonged in the spotlight of Los Angeles. In 2020, he made 55 total tackles (31 solo) and finished with 10.5 sacks, a forced fumble, and two fumble recoveries. He ranked sixth on the Rams in tackles and third amongst linebackers on the roster.

The following year in 2021, Floyd made 70 tackles (37 solo). He also registered 9.5 sacks with a forced fumble and a fumble recovery. He was seventh on the Rams and second amongst linebackers in tackles.

So far this season, Floyd has 52 tackles (26 solo), which ranks seventh on the Rams and third amongst linebackers. Floyd also has 45 pressures, 28 hurries, 17 QB hits, 8.0 sacks, and a fumble recovery.





Los Angeles Rams Team Awards



Rams Pro Bowlers



In 2022, **DT Aaron Donald** was selected to his ninth straight Pro Bowl. Before being sidelined with an injury following Week 12, Donald registered 49 tackles (27 solo), 5.0 sacks for 42 yards, and 10 tackles-for-loss. According to PFF, he is the third-highest graded interior defensive lineman this season with a 90.5 overall defensive grade.

The Rams would have sent four starters to the 2021 Pro Bowl at Allegiant Stadium in Las Vegas on February 6, 2022 had they not been preparing for Super Bowl LVI in Los Angeles.

On offense, **WR Cooper Kupp** was selected to his first Pro Bowl alongside Packers WR Davante Adams. Kupp led the NFL in three categories during the regular season: receiving yards with 1,947 yards, receiving TDs with 16, and catches with 145. He became the first receiving "triple crown" winner in the NFL since WR Steve Smith Jr. in 2005 and the fourth overall in the Super Bowl era, joining Jerry Rice (1990), and Sterling Sharpe (1992). Kupp earned two NFC Offensive Player of the Month awards (September and October), and broke an NFL record with 13-straight games of 90 or more receiving yards. Last season, he became the first player in the Super Bowl era with 800 yards and nine touchdowns through seven games, then a week later became the first player with 900 or more receiving yards and 10 or more receiving touchdowns through the first eight games. He also became the fifth player in NFL history to reach 100 receptions through a player's first 12 games of a season.

On defense, the Rams had two players selected. **DB Jalen Ramsey** earned his fifth straight Pro Bowl start alongside Cowboys DB Trevon Diggs. Ramsey has made the Pro Bowl every year of his career after his rookie season. The sixth-year pro had 77 total tackles, four interceptions and 16 pass breakups in 17 regular season games last season. **Aaron Donald** was selected alongside Washington DL Jonathan Allen. For Donald, it was his eighth-consecutive Pro Bowl nod, which means he's earned the distinction every year of his NFL career so far. Donald won NFC Defensive Player of the Week with his performance in Week 14 that included three sacks, five total tackles (three for loss), three QB hits and a pass breakup that led directly to an interception in the Rams' *Monday Night Football* win over the Cardinals in Arizona. He had 12.5 sacks on the season, his fifth-consecutive year with double-digit sacks. Donald also set the new franchise record for career sacks earlier in the year when he reached 88.5 against the Seahawks in Week 5. He currently sits at 99.0 regular season sacks.

Rams **K Matt Gay** was selected as the starter in his first career Pro Bowl. In his third NFL season and second with the Rams, he converted 32 of 34 field goal attempts – including a long of 55 yards – for a 94.1 field goal percentage, the highest in the NFL. Gay also made 47 of 48 extra point attempts and finished second in the NFL in points scored with 143.

Rams 2021 All-Pro Players

The Associated Press announced its annual All-Pro team and **WR Cooper Kupp**, **DL Aaron Donald** and **DB Jalen Ramsey** made the list among the league's elite group last season. Donald and Kupp were unanimous selections. There were just five unanimous picks altogether, joining Colts RB Jonathan Taylor, Steelers LB T.J. Watt and Packers WR Davante Adams as the other three players to receive a vote from all 50 voters.

Donald is no stranger to this honor, as last year marked his seventh time in eight seasons to be named an All-Pro. At the age of 31, Donald showed no signs of slowing down tallying 84 tackles, 19 TFLs, 12.5 sacks, 25 quarterback hits, four forced fumbles and four passes defensed.

Ramsey became an All-Pro for the second time since joining the Rams in 2019 and his third time throughout his six-year career. Ramsey's versatility last season was more prevalent than in years past, showing he can line up on the outside playing boundary cornerback, inside at the nickel position and provide stout efforts against the run when being utilized towards the line of scrimmage. Ramsey totaled 77 tackles, nine TFLs, four interceptions, 16 pass breakups and one forced fumble during the 2021 season.

Kupp picked up his first All-Pro honor. He's put together solid seasons in previous years, but none to the magnitude of his 2021 campaign, leading the league in receptions (145), receiving yards (1,947) and receiving touchdowns (16) during the regular season.

Rams 2021 Players of the Week/Month

The Rams won seven NFC Player of the Week/Month awards last season. It began with **QB Matthew Stafford** taking home NFC Offensive Player of the Week in Week 1, after he threw for 321 yards on 20 of 26 passing attempts. He had three TDs, 0 interceptions and a near perfect passer rating of 156.1 in the win. Then in Week 3 Stafford won the award again. This time Stafford threw for 343 yards, four TDs, 0 interceptions on 27 of 38 passing, as the Rams outdueled QB Tom Brady and the Tampa Bay Buccaneers.

Stafford's two NFC Off. Player of the Week awards in September were largely thanks to **WR Cooper Kupp's** play during the month. Kupp led the NFL in receptions (25), yards (367), TDs (5), and yards per game (122.3). Kupp was recognized for his production and awarded NFC Off. Player of the Month for September 2021. Kupp kept up his pace in October, recording 38 catches for 557 yards and five TDs and was recognized as NFC Off. Player of the Month for the second straight month.

On the other side of the ball, **S Taylor Rapp** showed out during a Week 6 victory in New York. Rapp made four tackles, two interceptions, three pass break ups and one QB hit. He was awarded Week 6 NFC Defensive Player of the Week. Then in Week 14 **DL Aaron Donald** was awarded NFC Defensive POW after he collected five tackles, three TFLs, three sacks, three quarterback hits and a pass breakup. Donald also recorded 14 quarterback pressures, according to Pro Football Focus, the most of any player in a game last season. In Week 16, **WR Brandon Powell** had a 61-yard punt return for a touchdown in the Rams' 30-23 win over the Vikings.

Player	Award	(Season)
Aaron Donald	NFC Def POW	Week 14 (2021)
Cooper Kupp	NFC Off POM	September (2021)
Cooper Kupp	NFC Off POM	October (2021)
Brandon Powell	NFC ST POW	Week 16 (2021)
Taylor Rapp	NFC Def POW	Week 6 (2021)
Matthew Stafford	NFC Off POW	Week 1 (2021)
Matthew Stafford	NFC Off POW	Week 3 (2021)





Los Angeles Rams

Statistics



Rams 2022 Regular Season Stats



Won 5, Lost 10

9/8/2022	L	10 - 31	Buffalo Bills
9/18/2022	W	31 - 27	Atlanta Falcons
9/25/2022	W	20 - 12	at Arizona Cardinals
10/3/2022	L	9 - 24	at San Francisco 49ers
10/9/2022	L	10 - 22	Dallas Cowboys
10/16/2022	W	24 - 10	Carolina Panthers
10/30/2022	L	14 - 31	San Francisco 49ers
11/8/2022	L	13 - 16	at Tampa Bay Buccaneers
11/13/2022	L	17 - 27	Arizona Cardinals
11/20/2022	L	20 - 27	at New Orleans Saints
11/27/2022	L	10 - 26	at Kansas City Chiefs
12/4/2022	L	23 - 27	Seattle Seahawks
12/8/2022	W	17 - 16	Las Vegas Raiders
12/19/2022	L	12 - 24	at Green Bay Packers
12/25/2022	W	51 - 14	Denver Broncos

Total First Downs		267	287
Rushing		77	86
Passing		168	181
Penalty		22	20
3rd Down: Made/Att		75/186	75/184
3rd Down Pct.		40.3%	40.8%
4th Down: Made/Att		14/18	12/19
4th Down Pct.		77.8%	63.2%
Possession Avg.		29:55	30:05
Total Net Yards		4223	4965
Avg. Per Game		281.5	331.0
Total Plays		894	917
Avg. Per Play		4.7	5.4
Net Yards Rushing		1349	1567
Avg. Per Game		89.9	104.5
Total Rushes		357	388
Net Yards Passing		2874	3398
Avg. Per Game		191.6	226.5
Sacked/Yards Lost		51/353	35/242
Gross Yards		3227	3640
Attempts/Completions		486/323	494/332
Completion Pct.		66.5%	67.2%
Had Intercepted		14	14
Punts/Average		62/47.2	50/48.3
Net Punting Avg.		41.4	42.7
Penalties/Yards		70/598	76/652
Fumbles/Ball Lost		15/7	15/6
Touchdowns		30	34
Rushing		13	10
Passing		16	20
Returns		1	4

Score By Periods		Q1	Q2	Q3	Q4	OT	Pts
Team		70	91	49	71	0	281
Opponents		65	93	65	111	0	334

Scoring		TD	Ru	Pa	Rt	PAT	FG	2Pt	Pts
M.Gay		0	0	0	0	29/30	24/26	0	101
C.Kupp		7	1	6	0	0/0	0/0	0	42
C.Akers		7	7	0	0	0/0	0/0	0	42
V.Jefferson		3	0	3	0	0/0	0/0	0	18
A.Robinson		3	0	3	0	0/0	0/0	0	18
T.Higbee		3	0	3	0	0/0	0/0	0	18
D.Henderson		3	3	0	0	0/0	0/0	0	18
M.Stafford		1	1	0	0	0/0	0/0	0	6
T.Atwell		1	0	1	0	0/0	0/0	0	6
B.Skowronek		1	1	0	0	0/0	0/0	0	6
C.Durant		1	0	0	1	0/0	0/0	0	6
Team		30	13	16	1	29/30	24/26	0	281
Opponents		34	10	20	4	31/31	31/34	2	334

2-Pt. Conversions: Team 0/0, Opponents: 2/3
 Sacks: L.Floyd 8.0, B.Wagner 6.0, A.Donald 5.0, G.Gaines 4.0, M.Hoecht 3.5, L.Murchison 2.0, J.Ramsey 2.0, J.Hollins 1.0, C.Durant 1.0, T.Lewis 1.0, M.Copeland 1.0, J.Williams 0.5 Team: 35.0, Opponents: 51.0

Rushing		No.	Yds	Avg	Long	TD
C.Akers		148	559	3.8	21	7
D.Henderson		70	283	4.0	23	3
K.Williams		33	133	4.0	17	0
B.Perkins		19	90	4.7	23	0
B.Powell		15	59	3.9	20	0
M.Brown		17	58	3.4	17	0
C.Kupp		9	52	5.8	20t	1
J.Wolford		8	32	4.0	14	0
T.Atwell		8	23	2.9	9	0
R.Rivers		9	21	2.3	5	0
B.Skowronek		1	17	17.0	17t	1
B.Mayfield		7	13	1.9	6	0
M.Stafford		13	9	0.7	4	1
Team		357	1349	3.8	23	13
Opponents		388	1567	4.0	57t	10

Receiving		No.	Yds	Avg	Long	TD
C.Kupp		75	812	10.8	75t	6
T.Higbee		65	576	8.9	26	3
B.Skowronek		39	376	9.6	32	0
A.Robinson		33	339	10.3	29	3
B.Powell		22	151	6.9	16	0
V.Jefferson		18	231	12.8	23t	3
D.Henderson		17	102	6.0	15	0
T.Atwell		14	261	18.6	62t	1
C.Akers		9	83	9.2	18	0
K.Williams		9	76	8.4	15	0
B.Hopkins		6	88	14.7	22	0
M.Brown		5	37	7.4	13	0
R.Rivers		5	29	5.8	14	0
K.Blanton		2	35	17.5	28	0
A.Trammell		2	13	6.5	8	0
J.Gervase		1	12	12.0	12	0
J.Harris		1	6	6.0	6	0
L.McCutcheon		0	0	0.0	0	0
Team		323	3227	10.0	75t	16
Opponents		332	3640	11.0	57t	20

Interceptions		No.	Yds	Avg	Long	TD
C.Durant		3	151	50.3	85t	1
J.Ramsey		2	25	12.5	25	0
T.Rapp		2	18	9.0	18	0
B.Wagner		2	13	6.5	13	0
N.Scott		2	0	0.0	0	0
T.Hill		1	5	5.0	5	0
T.Lewis		1	0	0.0	0	0
E.Jones		1	0	0.0	0	0
Team		14	212	15.1	85t	1
Opponents		14	239	17.1	53	2

Punting		No	Yds	Avg	Net	TB	In	Lg	B
R.Dixon		60	2926	48.8	41.4	2	15	65	2
Team		62	2926	47.2	41.4	2	15	65	2
Opponents		50	2416	48.3	42.7	6	23	74	0

Punt Returns		Ret	FC	Yds	Avg	Long	TD
B.Powell		21	16	155	7.4	22	0
J.Gervase		1	0	1	1.0	1	0
J.Ramsey		0	0	5	0.0	5	0
Team		22	16	161	7.3	22	0
Opponents		31	13	322	10.4	22	0

Kickoff Returns		No.	Yds	Avg	Long	TD
B.Powell		29	588	20.3	34	0
R.Yeast		1	29	29.0	29	0
M.Hoecht		1	22	22.0	22	0
T.Higbee		1	7	7.0	7	0
Team		32	646	20.2	34	0
Opponents		14	316	22.6	52	0

Field Goals		1-19	20-29	30-39	40-49	50+
M.Gay		0/0	7/7	7/7	3/3	7/9
Team		0/0	7/7	7/7	3/3	7/9
Opponents		0/0	10/10	9/9	9/11	3/4

Fumbles Lost: M.Stafford 3, C.Akers 2, C.Kupp 1, J.Wolford 1
 Total: 7
 Opponent Fumble Recoveries: A.Donald 1, J.Ramsey 1, L.Floyd 1, J.Hollins 1, T.Rapp 1, R.Rochell 1 Total: 6

Passing		Att	Cmp	Yds	Cmp%	Yds/Att	TD	TD%	Int	Int%	Long	Sack	Lost	Rating
M.Stafford		303	206	2087	68.0%	6.9	10	3.3%	8	2.6%	75t	29/	208	87.4
B.Mayfield		84	58	571	69.0%	6.8	4	4.8%	1	1.2%	32	9/	46	98.8
J.Wolford		62	38	390	61.3%	6.3	1	1.6%	3	4.8%	30	7/	49	64.6
B.Perkins		34	19	161	55.9%	4.7	1	2.9%	2	5.9%	20	6/	50	53.7
R.Dixon		2	2	18	100.0%	9.0	0	0.0%	0	0.0%	12	0/	0	104.2
C.Kupp		1	0	0	0.0%	0.0	0	0.0%	0	0.0%	0	0/	0	39.6
Team		486	323	3227	66.5%	6.6	16	3.3%	14	2.9%	75t	51/	353	84.1
Opponents		494	332	3640	67.2%	7.4	20	4.0%	14	2.8%	57t	35/	242	90.5



Rams 2022 Defensive/Special Teams Stats



Player	DEFENSIVE PLAYER STATISTICS											SPECIAL TEAMS					MISCELLANEOUS				RUSH/PASS SPLITS					
	Tkl	Ast	Comb	Sack	Sk Yds	TFL	QH	Int	PD	FF	FR	Tkl	Ast	FF	FR	BL	Tkl	Ast	FF	FR	TKLr	TKLp	ASTr	ASTp	TFLr	TFLp
Bobby Wagner	69	57	126	6	32	9	9	2	5	-	-	-	-	-	1	-	-	-	-	33	36	46	11	3	6	
Ernest Jones	56	43	99	-	-	3	1	1	2	1	-	-	1	-	-	-	-	-	-	28	28	32	11	2	1	
Jalen Ramsey	57	23	80	2	17	4	2	2	14	3	1	-	-	-	-	-	-	-	-	14	43	16	7	2	2	
Nick Scott	51	27	78	-	-	1	-	2	5	2	-	-	1	1	-	-	-	-	-	18	33	20	7	-	1	
Taylor Rapp	45	33	78	-	-	-	1	2	5	-	1	-	-	-	-	-	-	-	-	13	32	17	16	-	-	
Troy Hill	38	20	58	-	-	1	-	1	3	-	-	-	-	-	-	-	-	-	-	15	23	14	6	-	1	
Leonard Floyd	26	26	52	8	62	9	18	-	-	-	1	-	-	-	-	-	-	-	-	11	15	23	3	1	8	
Aaron Donald	27	22	49	5	42	10	11	-	2	1	1	-	-	-	-	-	-	-	-	21	6	20	2	6	4	
Derion Kendrick	38	7	43	-	-	-	-	-	4	-	-	-	-	-	-	-	-	-	-	5	31	3	4	-	-	
A'Shawn Robinson	22	20	42	-	-	2	3	-	-	-	-	-	-	-	-	-	-	-	-	20	2	18	2	2	-	
Greg Gaines	15	20	35	4	29	6	6	-	-	-	-	-	-	-	-	-	-	-	-	11	4	18	2	2	4	
Justin Hollins	14	10	24	1	11	1	3	-	-	1	1	1	1	-	-	-	-	-	-	10	4	8	2	1	-	
Marquise Copeland	12	11	23	1	-	1	2	-	-	-	-	-	-	-	-	-	-	-	-	11	1	11	-	1	-	
Michael Hoecht	13	9	22	3.5	18.5	2	7	-	-	1	-	-	2	-	-	-	-	-	-	7	6	7	2	-	2	
David Long	18	3	21	-	-	-	-	-	1	-	-	-	-	-	-	-	-	-	-	-	18	-	3	-	-	
Jonah Williams	9	11	20	0.5	1.5	-	4	-	-	-	-	-	-	-	-	-	-	-	-	9	-	10	1	-	-	
Terrell Lewis	9	4	13	1	4	2	3	1	2	-	-	-	-	-	-	-	-	-	-	4	5	4	-	1	1	
Russ Yeast	9	3	12	-	-	-	-	-	-	-	-	-	3	1	-	-	-	-	-	7	2	2	1	-	-	
Jordan Fuller	8	3	11	-	-	-	-	-	-	-	-	-	1	-	1	-	-	-	-	3	5	2	1	-	-	
Terrell Burgess	7	4	11	-	-	-	-	-	-	-	-	-	-	-	-	-	-	-	-	5	2	4	-	-	-	
Grant Haley	6	5	11	-	-	-	-	-	3	-	-	-	1	-	-	-	-	-	-	1	5	3	2	-	-	
Cobie Durant	5	4	9	1	7	1	1	3	5	-	-	-	1	1	-	-	-	-	-	-	5	3	1	-	1	
Bobby Brown	4	3	7	-	-	1	-	-	-	-	-	-	-	-	-	-	-	-	-	3	1	3	-	1	-	
Larrell Murchison	4	0	4	2	18	2	2	-	-	-	-	-	-	-	-	-	-	-	-	2	2	-	-	-	2	
Earnest Brown	0	3	3	-	-	-	-	-	-	-	-	-	-	-	-	-	-	-	-	-	-	3	-	-	-	
Keir Thomas	2	0	2	-	-	2	-	-	-	-	-	-	-	-	-	-	-	-	-	2	-	-	-	2	-	
Daniel Hardy	0	2	2	-	-	-	-	-	-	-	-	-	-	-	-	-	-	-	-	-	-	2	-	-	-	
Robert Rochell	1	0	1	-	-	-	-	-	-	-	-	-	3	-	1	-	-	-	-	1	-	-	-	-	-	
Christian Rozeboom	1	0	1	-	-	-	-	-	-	-	-	-	2	4	-	-	-	-	-	1	-	-	-	-	-	
Quentin Lake	1	0	1	-	-	-	-	-	-	-	-	-	1	-	-	-	-	-	-	1	-	-	-	-	-	
Takkarist McKinley	0	1	1	-	-	-	-	-	-	-	-	-	-	-	-	-	-	-	-	-	-	1	-	-	-	
Jake Gervase	0	0	0	-	-	-	-	-	-	-	-	-	5	1	-	-	-	-	-	-	-	-	-	-	-	
Riley Dixon	0	0	0	-	-	-	-	-	-	-	-	-	3	-	-	-	-	-	-	-	-	-	-	-	-	
Matt Orzech	0	0	0	-	-	-	-	-	-	-	-	-	3	-	-	-	-	-	-	-	-	-	-	-	-	
Jacob Harris	0	0	0	-	-	-	-	-	-	-	-	-	2	-	-	-	-	-	-	-	-	-	-	-	-	
Lance McCutcheon	0	0	0	-	-	-	-	-	-	-	-	-	2	-	-	-	-	-	-	-	-	-	-	-	-	
Jake Hummel	0	0	0	-	-	-	-	-	-	-	-	-	1	3	-	-	-	-	-	-	-	-	-	-	-	
Jared Pinkney	0	0	0	-	-	-	-	-	-	-	-	-	1	-	-	-	-	-	-	-	-	-	-	-	-	
Brycen Hopkins	0	0	0	-	-	-	-	-	-	-	-	-	1	-	-	-	-	-	-	-	-	-	-	-	-	
Travin Howard	0	0	0	-	-	-	-	-	-	-	-	-	1	-	-	-	-	-	-	-	-	-	-	-	-	
Jake Funk	0	0	0	-	-	-	-	-	-	-	-	-	1	-	-	-	-	-	-	-	-	-	-	-	-	
Matt Gay	0	0	0	-	-	-	-	-	-	-	-	-	1	-	-	-	-	-	-	-	-	-	-	-	-	
Malcolm Brown	0	0	0	-	-	-	-	-	-	-	-	-	1	-	-	-	-	-	-	-	-	-	-	-	-	
Cooper Kupp	0	0	0	-	-	-	-	-	-	-	-	-	-	-	-	-	2	-	-	-	-	-	-	-	-	
Tyler Higbee	0	0	0	-	-	-	-	-	-	-	-	-	-	-	-	-	2	-	1	-	-	-	-	-	-	
Rob Havenstein	0	0	0	-	-	-	-	-	-	-	-	-	-	-	-	-	1	1	-	1	-	-	-	-	-	
Ben Skowronek	0	0	0	-	-	-	-	-	-	-	-	-	-	-	-	-	1	-	-	-	-	-	-	-	-	
Matthew Stafford	0	0	0	-	-	-	-	-	-	-	-	-	-	-	-	-	1	-	2	-	-	-	-	-	-	
Darrell Henderson	0	0	0	-	-	-	-	-	-	-	-	-	-	-	-	-	1	-	1	-	-	-	-	-	-	
Kyren Williams	0	0	0	-	-	-	-	-	-	-	-	-	-	-	-	-	1	-	-	-	-	-	-	-	-	
Team Totals	565	374	939	35	242	57	73	14	51	9	5	36	15	1	2	1	9	4	-	7	256	309	290	84	24	33





Rams Preseason 2022 Team Stats



Won 1, Lost 2

8/13/2022	W	29 - 22	at Los Angeles Chargers
8/19/2022	L	20 - 24	Houston Texans
8/27/2022	L	7 - 16	at Cincinnati Bengals

	Los Angeles Rams	Opponent
--	------------------	----------

Total First Downs	54	59						
Rushing	20	14						
Passing	23	42						
Penalty	11	3						
3rd Down: Made/Att	15/37	18/38						
3rd Down Pct.	40.5%	47.4%						
4th Down: Made/Att	5/5	3/3						
4th Down Pct.	100.0%	100.0%						
Possession Avg.	31:05	28:55						
Total Net Yards	745	914						
Avg. Per Game	248.3	304.7						
Total Plays	167	180						
Avg. Per Play	4.5	5.1						
Net Yards Rushing	272	250						
Avg. Per Game	90.7	83.3						
Total Rushes	86	63						
Net Yards Passing	473	664						
Avg. Per Game	157.7	221.3						
Sacked/Yards Lost	10/68	6/59						
Gross Yards	541	723						
Attempts/Completions	71/49	111/79						
Completion Pct.	69.0%	71.2%						
Had Intercepted	0	1						
Punts/Average	13/49.0	13/47.7						
Net Punting Avg.	39.8	43.4						
Penalties/Yards	11/126	23/245						
Fumbles/Ball Lost	6/3	6/2						
Touchdowns	7	7						
Rushing	4	1						
Passing	2	6						
Returns	1	0						
Score By Periods								
Team	Q1	Q2	Q3	Q4	OT	Pts		
Opponents	3	17	15	21	0	56		
Opponents	10	20	7	25	0	62		
Scoring	TD	Ru	Pa	Rt	PAT	FG	2Pt	Pts
L.McCutcheon	2	0	2	0	0/0	0/0	1	14
B.Perkins	2	2	0	0	0/0	0/0	0	12
M.Gay	0	0	0	0	3/3	2/2	0	9
R.Carter	1	0	0	1	0/0	0/0	0	6
T.Ragas	1	1	0	0	0/0	0/0	0	6
A.Rose	1	1	0	0	0/0	0/0	0	6
C.Dicker	0	0	0	0	3/3	0/0	0	3
Team	7	4	2	1	6/6	2/2	1	56
Opponents	7	1	6	0	6/6	4/4	1	62

2-Pt. Conversions: Team 1/1, Opponents: 1/1
 Sacks: J.Williams 1.0, K.Thomas 1.0, B.Brown 1.0, M.Hoecht 1.0, D.Durant 1.0, E.Brown 1.0 Team: 6.0, Opponents: 10.0

	No.	Yds	Avg	Long	TD
Rushing					
T.Ragas	21	75	3.6	9	1
B.Perkins	18	73	4.1	11	2
J.Funk	19	48	2.5	6	0
R.Calais	12	39	3.3	7	0
A.Rose	11	29	2.6	9	1
J.Wolford	4	7	1.8	4	0
J.Koski	1	1	1.0	1	0
Team	86	272	3.2	11	4
Opponents	63	250	4.0	22	1

	No.	Yds	Avg	Long	TD
Receiving					
L.McCutcheon	15	259	17.3	60t	2
A.Trammell	8	83	10.4	14	0
B.Hopkins	7	50	7.1	11	0
J.Harris	5	28	5.6	8	0
L.Akers	3	32	10.7	21	0
J.Funk	3	14	4.7	10	0
J.Pinkney	2	28	14.0	25	0
R.Carter	2	22	11.0	14	0
R.Calais	2	10	5.0	8	0
K.Blanton	1	14	14.0	14	0
T.Ragas	1	1	1.0	1	0
J.Koski	0	0	0.0	0	0
Team	49	541	11.0	60t	2
Opponents	79	723	9.2	41t	6

	No.	Yds	Avg	Long	TD
Interceptions					
D.Isom	1	0	0.0	0	0
Team	1	0	0.0	0	0

	No	Yds	Avg	Net	TB	In	Lg	B
Punting								
R.Dixon	10	479	47.9	39.0	1	3	55	0
C.Dicker	3	158	52.7	42.3	1	1	58	0
Team	13	637	49.0	39.8	2	4	58	0
Opponents	13	620	47.7	43.4	2	3	66	0

	Ret	FC	Yds	Avg	Long	TD
Punt Returns						
L.Akers	3	2	9	3.0	5	0
A.Trammell	2	3	7	3.5	12	0
Team	5	5	16	3.2	12	0
Opponents	9	2	80	8.9	31	0

	No.	Yds	Avg	Long	TD
Kickoff Returns					
J.Funk	2	36	18.0	20	0
D.Lowe	1	22	22.0	22	0
R.Calais	1	15	15.0	15	0
Team	4	73	18.3	22	0
Opponents	6	120	20.0	30	0

	1-19	20-29	30-39	40-49	50+
Field Goals					
M.Gay	0/0	0/0	1/1	1/1	0/0
Team	0/0	0/0	1/1	1/1	0/0
Opponents	0/0	0/0	3/3	1/1	0/0

Fumbles Lost: T.Ragas 1, J.Funk 1, L.McCutcheon 1 Total: 3
 Opponent Fumble Recoveries: R.Carter 1, D.Kendrick 1 Total: 2

	Att	Cmp	Yds	Cmp%	Yds/Att	TD	TD%	Int	Int%	Long	Sack	Lost	Rating
Passing													
B.Perkins	49	35	399	71.4%	8.1	2	4.1%	0	0.0%	60t	5/	39	109.1
J.Wolford	22	14	142	63.6%	6.4	0	0.0%	0	0.0%	29	5/	29	82.0
Team	71	49	541	69.0%	7.6	2	2.8%	0	0.0%	60t	10/	68	100.7
Opponents	111	79	723	71.2%	6.5	6	5.4%	1	0.9%	41t	6/	59	102.8





Rams Preseason 2022 Stats



Player	DEFENSIVE PLAYER STATISTICS												SPECIAL TEAMS					MISCELLANEOUS				RUSH/PASS SPLITS				
	Tkl	Ast	Comb	Sack	Sk Yds	TFL	QH	Int	PD	FF	FR		Tkl	Ast	FF	FR	BL	Tkl	Ast	FF	FR	TKLr	TKLp	ASTr	ASTp	TFLr
Jake Hummel	11	11	22	-	-	1	-	-	-	-	-	1	-	-	-	-	-	-	-	-	4	7	6	5	1	-
Grant Haley	16	3	19	-	-	-	1	-	-	-	-	3	1	-	-	-	-	-	-	-	3	13	2	1	-	-
Jake Gervase	12	4	16	-	-	-	-	-	-	-	-	-	-	-	-	-	-	-	-	-	4	8	2	2	-	-
Anthony Hines	7	5	12	-	-	-	-	-	1	-	-	2	1	1	-	-	-	-	-	-	2	5	3	2	-	-
Michael Hoecht	4	5	9	1	8	1	2	-	-	1	-	-	-	-	-	-	-	-	-	-	3	1	3	2	-	1
Duron Lowe	6	2	8	-	-	-	-	-	1	-	-	1	-	1	-	-	-	-	-	-	-	6	1	1	-	-
Jairon McVea	5	3	8	-	-	-	-	-	-	-	-	-	-	-	-	-	-	-	-	-	4	1	2	1	-	-
Decobie Durant	6	1	7	1	2	1	1	-	1	1	-	1	1	-	-	-	-	-	-	-	-	6	-	1	-	1
Benton Whitley	4	3	7	-	-	-	1	-	-	-	-	-	-	-	-	-	-	-	-	-	4	-	1	2	-	-
Earnest Brown	5	1	6	1	1	1	1	-	-	-	-	-	-	-	-	-	-	-	-	-	4	1	1	-	-	1
Russ Yeast	4	2	6	-	-	-	-	-	-	-	-	-	-	-	-	-	-	-	-	-	-	4	1	1	-	-
Jonah Williams	3	3	6	1	23	1	1	-	-	1	-	-	-	-	-	-	-	-	-	-	2	1	2	1	1	-
Elijah Garcia	3	3	6	-	-	-	-	-	1	-	-	-	-	-	-	-	-	-	-	-	3	-	3	-	-	-
Brayden Thomas	2	4	6	-	-	-	-	-	1	-	-	-	-	-	-	-	-	-	-	-	2	-	4	-	-	-
Keir Thomas	5	0	5	1	16	4	3	-	-	-	-	-	-	-	-	-	-	-	-	-	4	1	-	-	3	1
Derion Kendrick	5	0	5	-	-	-	-	-	1	-	1	-	-	-	-	-	-	-	-	-	2	3	-	-	-	-
Terrell Burgess	4	1	5	-	-	-	-	-	1	-	-	-	-	-	-	-	-	-	-	-	1	3	-	1	-	-
Tyler Hall	3	1	4	-	-	-	-	-	1	-	-	1	-	-	-	-	-	-	-	-	1	2	1	-	-	-
Daniel Isom	3	0	3	-	-	-	-	1	1	-	-	-	-	-	-	-	-	-	-	-	-	3	-	-	-	-
Daniel Hardy	3	0	3	-	-	-	1	-	-	-	-	1	-	-	-	-	-	-	-	-	1	2	-	-	-	-
T.J. Carter	2	1	3	-	-	-	-	-	1	-	-	1	1	-	-	-	-	-	-	-	1	1	1	-	-	-
Bobby Brown	2	0	2	1	9	1	1	-	-	-	-	-	-	-	-	-	-	-	-	-	1	1	-	-	-	1
Robert Rochell	2	0	2	-	-	-	-	-	2	-	-	-	-	-	-	-	-	-	-	-	1	1	-	-	-	-
Chris Garrett	1	1	2	-	-	-	1	-	-	-	-	-	-	-	-	-	-	-	-	-	-	1	1	-	-	-
T.J. Carter	1	1	2	-	-	-	-	-	-	-	-	-	-	-	-	-	-	-	-	-	1	-	-	1	-	-
Matt Orzech	0	0	0	-	-	-	-	-	-	-	-	1	1	-	-	-	-	-	-	-	-	-	-	-	-	-
Roger Carter	0	0	0	-	-	-	-	-	-	-	-	1	-	-	1	-	-	-	-	-	-	-	-	-	-	-
Riley Dixon	0	0	0	-	-	-	-	-	-	-	-	-	1	-	-	-	-	-	-	-	-	-	-	-	-	-
Jake Funk	0	0	0	-	-	-	-	-	-	-	-	-	1	-	-	-	-	-	-	-	-	-	-	-	-	-
Brycen Hopkins	0	0	0	-	-	-	-	-	-	-	-	-	1	-	-	-	-	-	-	-	-	-	-	-	-	-
A.J. Rose	0	0	0	-	-	-	-	-	-	-	-	-	-	-	-	-	-	-	1	-	-	-	-	-	-	-
Bobby Evans	0	0	0	-	-	-	-	-	-	-	-	-	-	-	-	-	-	-	1	-	-	-	-	-	-	-
John Wolford	0	0	0	-	-	-	-	-	-	-	-	-	-	-	-	-	-	-	1	-	-	-	-	-	-	-
Team Totals	119	55	174	6	59	10	13	1	12	3	1	13	8	2	1	-	-	-	3	48	71	34	21	5	5	





Los Angeles Rams

Game Summaries



Game Summaries



1-0

WEEK 1

Buffalo Bills 31, Los Angeles Rams 10
73,846•SoFi Stadium•9/8/22



0-1

Buffalo Bills.....	7	3	7	14	-	31
Los Angeles Rams.....	0	10	0	0	-	10



Scoring Drives



Team	Quarter	Time	Scoring Play	BUF	LAR
BUF	1	9:56	Gabe Davis 26-yard TD pass from Josh Allen (Tyler Bass PAT) (9-74, 5:04)	7	0
BUF	2	8:48	Tyler Bass 41-yard field goal (8-50, 4:07)	10	0
LAR	2	3:00	Cooper Kupp 4-yard TD pass from Matthew Stafford (Matt Gay PAT) (11-60, 5:48)	10	7
LAR	2	0:00	Matt Gay 57-yard field goal (8-6, 1:53)	10	10
BUF	3	7:59	Isaiah McKenzie 7-yard TD pass from Josh Allen (Tyler Bass PAT) (8-58, 5:03)	17	10
BUF	4	13:27	Josh Allen 4-yard TD run (Tyler Bass PAT) (13-89, 6:44)	24	10
BUF	4	9:25	Stefon Diggs 53-yard TD pass from Josh Allen (Tyler Bass PAT) (3-59, 1:36)	31	10



Buffalo Bills



Los Angeles Rams



Passing	Comp/Att.	Yards	TDs	INTs	Rtg.
Josh Allen	26/31	297	3	2	112.0
TOTAL	26/31	297	3	2	112.0
Rushing	Att.	Yards	Avg.	Long	TDs
Josh Allen	10	56	5.6	13	1
Devin Singletary	8	48	6.0	13	0
Zack Moss	6	15	2.5	8	0
James Cook	1	2	2.0	2	0
TOTAL	25	121	4.8	13	1
Receiving	Rec.	Yards	Avg.	Long	TDs
Stefon Diggs	8	122	15.3	53	1
Gabe Davis	4	88	22.0	47	1
Jamison Crowder	3	28	9.3	11	0
Zack Moss	6	21	3.5	8	0
Isaiah McKenzie	2	19	9.5	12	1
Devin Singletary	2	14	7.0	8	0
Dawson Knox	1	5	5.0	5	0
TOTAL	26	297	11.4	53	2
Top Defense	Total	Solo	Asst.	Sck/Yrds	Int
Tremaine Edmunds	10	7	3	0.0/0	0
Taron Johnson	9	5	4	0.0/0	0
Matt Milano	7	5	2	0.0/0	0
Dane Jackson	5	4	1	0.0/0	1
Von Miller	4	4	0	2.0/17	0
Greg Rousseau	4	4	1	1.0/7	0
Jordan Phillips	4	2	2	1.5/14.5	0
Boogie Basham	2	2	0	1.0/0	1
AJ Epenesa	2	1	1	1.5/10.5	0
Jordan Poyer	2	2	0	0.0/0	1
Field Goals	FGM/FGA	Percent	Long	Results	XP
Tyler Bass	1/1	100%	41	41G	4/4

Passing	Comp/Att.	Yards	TDs	INTs	Rtg.
Matthew Stafford	29/41	240	1	3	63.1
TOTAL	29/41	240	1	3	63.1
Rushing	Att.	Yards	Avg.	Long	TDs
Darrell Henderson Jr.	13	47	3.6	18	0
Brandon Powell	1	3	3.0	3	0
Matthew Stafford	1	2	2.0	2	0
Cam Akers	3	0	0.0	0	0
TOTAL	18	52	2.9	18	0
Receiving	Rec.	Yards	Avg.	Long	TDs
Cooper Kupp	13	128	9.8	28	1
Tyler Higbee	5	39	7.8	11	0
Darrell Henderson Jr.	5	26	5.2	10	0
Ben Skowronek	4	25	6.3	12	0
Allen Robinson II	1	12	12.0	12	0
Brandon Powell	1	10	10.0	10	0
TOTAL	29	240	8.3	28	1
Top Defense	Total	Solo	Asst.	Sck/Yrds	Int
Troy Hill	8	6	2	0.0/0	0
Bobby Wagner	7	5	2	1.0/4	0
Ernest Jones	7	5	2	0.0/0	0
Nick Scott	7	3	4	0.0/0	0
Jalen Ramsey	6	6	0	0.0/0	0
A'Shawn Robinson	5	2	3	0.0/0	0
Taylor Rapp	4	1	3	0.0/0	0
Terrell Lewis	3	3	0	0.0/0	1
David Long Jr.	3	3	0	0.0/0	0
Leonard Floyd	3	2	1	0.0/0	0
Aaron Donald	2	2	0	1.0/1	0
Field Goals	FGM/FGA	Percent	Long	Results	XP
Matt Gay	1/1	100%	57	57G	1/1



Team Statistics



Team Stats	Bills	Rams
First Downs.....	23	19
3rd-Down Eff (Made/Att./Pct.)	9/10/90%	6/13/46%
4th-Down Eff (Made/Att./Pct.)	0/0/0%	2/3/66.7%
Total Yards	413	243
Total Plays	58	66
Yards Per Play	7.1	3.7
Rushes/Yards	25/121	18/52
Passing Yards	297	240
Pass Completions/Attempts	26/31	29/41
Had Intercepted	2	3
Sacked/Yards Lost	2/5	7/49
Punts/Average	0/0	4/45
Penalties/Yards	5/35	4/30
Fumbles/Lost	2/2	1/0
Possession Time	31:14	28:46



Game Summaries



0-2

WEEK 2

Atlanta Falcons 27, Los Angeles Rams 31
71,802•SoFi Stadium•9/18/22



1-1

Atlanta Falcons.....	0	3	7	17	-	27
Los Angeles Rams.....	7	14	7	3	-	31



Scoring Drives



Team	Quarter	Time	Scoring Play	ATL	LAR
LAR	1	1:44	Allen Robinson II 1-yard pass from Matthew Stafford (Matt Gay PAT) (9-66, 5:10)	0	7
LAR	2	9:30	Darrell Henderson Jr. 8-yard run (Matt Gay PAT)) (8-50, 4:41)	0	14
ATL	2	2:44	Younghoe Koo 36-yard field goal (11-67, 6:46)	3	14
LAR	2	0:14	Cooper Kupp 3-yard pass from Matthew Stafford (Matt Gay PAT) (3-9, 0:14)	3	21
LAR	3	9:22	Cooper Kupp 10-yard pass from Matthew Stafford (Matt Gay PAT) (10-75, 5:38)	3	28
ATL	3	3:20	Drake London 4-yard pass from Marcus Mariota (Younghoe Koo PAT) (5-20, 3:03)	10	28
LAR	4	12:13	Matt Gay 20-yard field goal (13-78, 6:07)	10	31
ATL	4	8:14	Olamide Zaccheaus 4-yard pass from Marcus Mariota (Younghoe Koo PAT) (8-72, 3:59)	17	31
ATL	4	4:57	Lorenzo Carter 26-yard return of blocked punt (Marcus Mariota pass to Drake London for two-point conversion) (6-16, 3:17)	25	31
ATL	4	0:06	Brandon Powell OB in end zone for a safety (4--23, 1:01)	27	31



Atlanta Falcons



Passing	Comp/Att.	Yards	TDs	INTs	Rtg.
Marcus Mariota	17/26	196	2	2	81.6
TOTAL	17/26	196	2	2	81.6
Rushing	Att.	Yards	Avg.	Long	TDs
Cordarrelle Patterson	10	41	4.1	11	0
Tyler Allgeier	10	30	3.0	9	0
Marcus Mariota	6	16	2.7	10	0
Caleb Huntley	1	3	3.0	3	0
TOTAL	27	90	3.3	11	0
Receiving	Rec.	Yards	Avg.	Long	TDs
Drake London	8	86	10.8	22	1
KhaDarel Hodge	2	57	28.5	39	0
Olamide Zaccheaus	2	21	10.5	11	1
Kyle Pitts	2	19	9.5	13	0
Avery Williams	1	6	6.0	6	0
Parker Hesse	1	5	5.0	5	0
Bryan Edwards	1	2	2.0	2	0
TOTAL	17	196	11.5	29	2
Top Defense	Total	Solo	Asst.	Sck/Yrds	Int
A.J. Terrell	9	6	3	0.0/0	0
Mykal Walker	7	5	2	0.0/0	1
Rashaan Evans	7	1	6	0.0/0	0
Richie Grant	6	3	3	0.0/0	0
Adetokunbo Ogundej	6	2	4	1.0/0	0
Darren Hall	5	4	1	0.0/0	0
Erik Harris	5	2	3	0.0/0	0
Casey Hayward	2	2	0	0.0/0	1
Field Goals	FGM/FGA	Percent	Long	Results	XP
Bradley Pinion	1/2	50%	26	26G	2/2
TOTAL	1/2	50%	26	26G	2/2

Los Angeles Rams



Passing	Comp/Att.	Yards	TDs	INTs	Rtg.
Matthew Stafford	27/36	272	3	2	100.7
TOTAL	27/36	272	3	2	100.7
Rushing	Att.	Yards	Avg.	Long	TDs
Darrell Henderson Jr.	10	47	4.7	13	1
Cam Akers	15	44	2.9	8	0
Brandon Powell	1	-26	-26.0	-26	0
TOTAL	26	65	2.5	13	1
Receiving	Rec.	Yards	Avg.	Long	TDs
Cooper Kupp	11	108	9.8	20	2
Tyler Higbee	7	71	10.1	18	0
Allen Robinson II	4	53	13.3	29	1
Cam Akers	2	18	9.0	10	0
Ben Skowronek	2	16	8.0	8	0
Brandon Powell	1	6	6.0	6	0
TOTAL	27	272	10.1	29	3
Top Defense	Total	Solo	Asst.	Sck/Yrds	Int
Ernest Jones	12	5	7	0.0/0	0
Jordan Fuller	8	6	2	0.0/0	0
Bobby Wagner	7	3	4	1.0/7	0
Justin Hollins	5	4	1	1.0/11	0
David Long Jr.	4	3	1	0.0/0	0
A'Shawn Robinson	4	2	2	0.0/0	0
Nick Scott	3	2	1	0.0/0	0
Greg Gaines	3	2	1	0.0/0	0
Jalen Ramsey	2	2	0	0.0/0	1
Cobie Durant	2	1	1	1.0/7	1
Field Goals	FGM/FGA	Percent	Long	Results	XP
Matt Gay	1/1	100%	20	20G	4/4
TOTAL	1/1	100%	20	20G	4/4



Team Statistics



Team Stats	Falcons	Rams
First Downs.....	17	24
3rd-Down Eff (Made/Att./Pct.)	3/10/30%	6/10/60%
4th-Down Eff (Made/Att./Pct.)	1/2/50%	0/1/0%
Total Yards	261	337
Total Plays	56	63
Yards Per Play	4.7	5.3
Rushes/Yards	27/90	26/65
Passing Yards	171	272
Pass Completions/Attempts	17/26	27/36
Had Intercepted	2	2
Sacked/Yards Lost	3/25	1/0
Punts/Average	1/44	0/0
Penalties/Yards	5/29	3/61
Fumbles/Lost	2/1	1/1
Possession Time	29:36	30:24



Game Summaries



WEEK 3

Los Angeles Rams 20, Arizona Cardinals 12
63,243•State Farm Stadium•9/25/22



2-1

1-2

Los Angeles Rams	10	3	7	0	-	20
Arizona Cardinals	0	6	3	3	-	12



Scoring Drives



Team	Quarter	Time	Scoring Play	LAR	ARZ
LAR	1	9:45	Matt Gay 22-yard field goal (8-31, 3:49)	3	0
LAR	1	4:00	Cooper Kupp 20-yard run (Matt Gay PAT) (7-58, 4:50)	10	0
LAR	2	13:23	Matt Gay 40-yard field goal (6-58, 3:08)	13	0
ARZ	2	1:51	Matt Prater 23-yard field goal (19-65, 9:30)	13	3
ARZ	2	0:02	Matt Prater 43-yard field goal (8-47, 0:46)	13	6
ARZ	3	5:10	Matt Prater 49-yard field goal (16-58, 7:47)	13	9
LAR	3	1:00	Cam Akers 14-yard run (Matt Gat PAT) (8-75, 4:10)	20	9
ARZ	4	1:07	Matt Prater 48-yard field goal (17-84, 4:10)	20	12



Los Angeles Rams



Arizona Cardinals



Passing	Comp/Att.	Yards	TDs	INTs	Rtg.
Matthew Stafford	18/25	249	0	0	103.6
TOTAL	18/25	249	0	0	103.6
Rushing	Att.	Yards	Avg.	Long	TDs
Cam Akers	12	61	5.1	14	1
Cooper Kupp	1	20	20.0	20	1
Darrell Henderson Jr.	4	17	4.3	7	0
Matthew Stafford	3	2	0.7	4	0
TOTAL	20	100	5.0	20	2
Receiving	Rec.	Yards	Avg.	Long	TDs
Ben Skowronek	4	66	16.5	32	0
Tyler Higbee	4	61	15.3	26	0
Cooper Kupp	4	44	11.0	14	0
Kendall Blanton	1	28	28.0	28	0
Brandon Powell	3	27	9.0	16	0
Allen Robison II	2	23	11.5	15	0
TOTAL	18	249	13.8	32	0
Top Defense	Total	Solo	Asst.	Sck/Yrds	Int
Derion Kendrick	9	9	0	0.0/0	0
Bobby Wagner	9	6	3	0.0/0	0
Jalen Ramsey	8	7	1	0.0/0	0
Nick Scott	7	6	1	0.0/0	0
Taylor Rapp	6	5	1	0.0/0	0
Aaron Donald	6	4	2	1.0/15	0
Ernest Jones	5	5	0	0.0/0	0
Grant Haley	5	3	2	0.0/0	0
Terrell Lewis	2	2	0	1.0/4	0
Field Goals	FGM/FGA	Percent	Long	Results	XP
Matt Gay	2/2	100%	40	22G, 40G	2/2
TOTAL	2/2	100%	40	22G, 40G	2/2

Passing	Comp/Att.	Yards	TDs	INTs	Rtg.
Kyler Murray	37/58	314	0	0	77.8
TOTAL	37/58	314	0	0	77.8
Rushing	Att.	Yards	Avg.	Long	TDs
James Conner	13	39	3.0	10	0
Eno Benjamin	5	16	3.2	9	0
Kyler Murray	2	8	4.0	6	0
Darrel Williams	1	7	7.0	7	0
TOTAL	21	70	3.3	10	0
Receiving	Rec.	Yards	Avg.	Long	TDs
Marquise Brown	14	140	10.0	20	0
Greg Dortch	9	80	8.9	30	0
Zach Ertz	6	45	7.5	12	0
James Conner	3	18	6.0	7	0
Andre Baccellia	2	13	6.5	10	0
Andy Isabella	1	11	11.0	11	0
Eno Benjamin	2	7	3.5	6	0
TOTAL	37	314	8.5	30	0
Top Defense	Total	Solo	Asst.	Sck/Yrds	Int
Budda Baker	8	5	3	0.0/0	0
Jalen Thompson	7	5	2	0.0/0	0
Zaven Collins	4	4	0	0.0/0	0
Byron Murphy Jr.	4	2	2	0.0/0	0
Jace Whittaker	3	3	0	0.0/0	0
Dennis Gardeck	3	3	0	0.0/0	0
Nick Virgil	3	3	0	0.0/0	0
J.J. Watt	1	1	0	1.0/10	0
Field Goals	FGM/FGA	Percent	Long	Results	XP
Matt Prater	4/4	100%	49	23G, 43G, 49G, 48G	0/0
TOTAL	4/4	100%	20	23G, 43G, 49G, 48G	0/0



Team Statistics



Team Stats	Rams	Cardinals
First Downs.....	15	23
3rd-Down Eff (Made/Att./Pct.)	3/8/37.5%	6/18/33.3%
4th-Down Eff (Made/Att./Pct.)	0/0/0%	4/5/80%
Total Yards	339	365
Total Plays	46	81
Yards Per Play	7.4	4.5
Rushes/Yards	20/100	21/70
Passing Yards	239	295
Pass Completions/Attempts	18/25	37/58
Had Intercepted	0	0
Sacked/Yards Lost	1/10	2/19
Punts/Average	3/45	4/40
Penalties/Yards	6/35	6/50
Fumbles/Lost	1/1	1/0
Possession Time	26:04	33:56



Game Summaries



WEEK 4

Los Angeles Rams 9, San Francisco 49ers 24
71,597•Levi's Stadium•10/3/22



2-2

2-2

Los Angeles Rams3	3	3	0	-	9
Arizona Cardinals7	7	0	10	-	27



Scoring Drives



Team	Quarter	Time	Scoring Play	LAR	SF
LAR	1	6:48	Matt Gay 39-yard field goal (14-54, 8:12)	3	0
SF	1	2:46	Jeff Wilson Jr. 32-yard run (Robbie Gould PAT) (8-75, 4:02)	3	7
LAR	2	6:22	Matt Gay 29-yard field goal (10-54, 5:08)	6	7
SF	2	2:46	Deebo Samuel 57-yard pass from Jimmy Garoppolo (Robbie Gould PAT) (6-75, 3:36)	6	14
LAR	3	4:25	Matt Gay 26-yard field goal (16-75, 7:43)	9	14
SF	4	14:53	Robbie Gould 25-yard field goal (9-67, 4:32)	9	17
SF	4	6:27	Talanoa Hufanga 52-yard interception return from Matthew Stafford (Robbie Gould PAT) (5-23, 2:11)	9	24



Los Angeles Rams



Passing	Comp/Att.	Yards	TDs	INTs	Rtg.
Matthew Stafford	32/48	254	0	1	71.0
TOTAL	32/48	254	0	1	71.0
Rushing	Att.	Yards	Avg.	Long	TDs
Darrell Henderson Jr.	7	27	3.9	7	0
Cam Akers	8	13	1.6	6	0
Brandon Powell	1	11	11.0	11	0
Matthew Stafford	2	6	3.0	4	0
TOTAL	18	57	3.2	11	0
Receiving	Rec.	Yards	Avg.	Long	TDs
Cooper Kupp	14	122	8.7	18	0
Tyler Higbee	10	73	7.3	12	0
Ben Skowronek	2	33	16.5	17	0
Darrell Henderson Jr.	3	12	4.0	6	4
Kendall Blanton	1	7	7.0	7	0
Allen Robinson II	2	7	3.5	5	0
TOTAL	32	254	7.9	18	0
Top Defense	Total	Solo	Asst.	Sck/Yrds	Int
Bobby Wagner	10	7	3	0.0/0	0
Aaron Donald	5	4	1	0.0/0	0
Leonard Floyd	5	3	2	0.0/0	0
Ernest Jones	5	2	3	0.0/0	0
Nick Scott	4	4	0	0.0/0	0
Grant Haley	4	2	2	0.0/0	0
Field Goals	FGM/FGA	Percent	Long	Results	XP
Matt Gay	3/3	100%	39	39G, 29G, 26G	0/0
TOTAL	3/3	100%	39	39G, 29G, 26G	0/0



San Francisco 49ers



Passing	Comp/Att.	Yards	TDs	INTs	Rtg.
Jimmy Garoppolo	16/27	239	1	0	100.7
TOTAL	16/27	239	1	0	100.7
Rushing	Att.	Yards	Avg.	Long	TDs
Jeff Wilson Jr.	18	74	4.1	32	1
Kyle Juszczyk	1	9	9.0	9	0
Jimmy Garoppolo	1	3	3.0	3	0
Deebo Samuel	2	2	1.0	1	0
TOTAL	22	88	4.0	32	1
Receiving	Rec.	Yards	Avg.	Long	TDs
Deebo Samuel	6	115	19.2	57	1
Brandon Aiyuk	4	37	9.3	15	0
Kyle Juszczyk	1	35	35.0	35	0
George Kittle	2	24	12.0	20	0
Jauan Jennings	2	22	11.0	12	0
Ray-Ray McCloud III	1	6	6.0	6	0
TOTAL	16	239	14.9	57	1
Top Defense	Total	Solo	Asst.	Sck/Yrds	Int
Dre Greenlaw	15	12	3	0.0/0	0
Deommodore Lenoir	8	5	3	1.0/9	0
Emmanuel Moseley	6	6	0	0.0/0	0
Samson Ebukam	4	3	1	2.0/16	0
Talanoa Hufanga	4	3	1	0.0/0	1
Nick Bosa	3	3	0	2.0/10	0
Field Goals	FGM/FGA	Percent	Long	Results	XP
Robbie Gould	1/2	50%	25	25G,42NG	3/3
TOTAL	1/2	50%	25	25G,42NG	3/3



Team Statistics



Team Stats	Rams	49ers
First Downs	21	13
3rd-Down Eff (Made/Att./Pct.)	5/15/33%	5/12/42%
4th-Down Eff (Made/Att./Pct.)	2/2/100%	0/1/0%
Total Yards	257	327
Total Plays	73	49
Yards Per Play	3.5	6.7
Rushes/Yards	18/57	22/88
Passing Yards	254	239
Pass Completions/Attempts	32/48	16/27
Had Intercepted	1	0
Sacked/Yards Lost	7.0/54	0.0/0
Punts/Average	4/57.3	4/39.5
Penalties/Yards	1/5	4/25
Fumbles/Lost	1/1	1/0
Possession Time	34:34	25:56



Game Summaries



4-1

WEEK 5

Dallas Cowboys 22, Los Angeles Rams 10
74,154 • SoFi Stadium • 10/9/22



2-3

Dallas Cowboys.....	9	7	3	3	-	22
Los Angeles Rams.....	3	7	0	0	-	10



Scoring Drives



Team	Quarter	Time	Scoring Play	DAL	LAR
DAL	1	13:27	DeMarcus Lawrence 19-yard fumble return (Two-Point Conversion Failed) (3- -2, 1:33)	6	0
DAL	1	8:43	Brett Maher 33-yard field goal (4-5, 0:51)	9	0
LAR	1	5:22	Matt Gay 29-yard field goal (7-65, 3:21)	9	3
LAR	2	9:31	Cooper Kupp 75-yard pass from Matthew Stafford (Matt Gay PAT) (3-83, 1:29)	9	10
DAL	2	7:59	Tony Pollard 57-yard run (3-75, 1:32)	16	10
DAL	3	8:11	Brett Maher 40-yard field goal (13-53, 6:49)	19	10
DAL	4	5:32	Brett Maher 36-yard field goal (9-35, 5:37)	22	10



Dallas Cowboys



Passing	Comp/Att.	Yards	TDs	INTs	Rtg.
Cooper Rush	10/16	102	0	0	80.7
TOTAL	10/16	102	0	0	80.7
Rushing	Att.	Yards	Avg.	Long	TDs
Tony Pollard	8	86	10.8	57	1
Ezekiel Elliot	22	78	3.5	12	0
Cooper Rush	4	-1	-0.3	2	0
TOTAL	34	163	4.8	57	1
Receiving	Rec.	Yards	Avg.	Long	TDs
CeeDee Lamb	5	53	10.6	16	0
Michael Gallup	4	44	11.0	27	0
Noah Brown	1	5	5.0	5	0
TOTAL	10	102	10.2	27	0
Top Defense	Total	Solo	Asst.	Sck/Yrds	Int
Trevon Diggs	6	6	0	0.0/0	0
Anthony Barr	6	4	2	0.0/0	0
Donovan Wilson	6	4	2	0.0/0	0
Micah Parsons	5	3	2	2.0/20	0
Anthony Brown	5	3	2	0.0/0	0
Leighton Vander Esch	5	3	2	0.0/0	0
Jourdan Lewis	4	3	1	1.0/0	0
Dorance Armstrong	2	2	0	1.0/11	0
Osa Odighizuwa	2	2	0	1.0/4	0
Malik Hooker	2	1	1	0.0/0	1
Field Goals	FGM/FGA	Percent	Long	Results	XP
Brett Maher	3/3	100%	40	33G,40G,36G	1/1
TOTAL	3/3	100%	40	33G,40G,36G	1/1



Los Angeles Rams



Passing	Comp/Att.	Yards	TDs	INTs	Rtg.
Matthew Stafford	28/42	308	1	1	86.2
Riley Dixon	1/1	12	0	0	116.7
Cooper Kupp	0/1	0	0	0	39.6
TOTAL	29/44	320	1	1	85.4
Rushing	Att.	Yards	Avg.	Long	TDs
Cam Akers	13	33	2.5	13	0
Cooper Kupp	1	4	4.0	4	0
Brandon Powell	1	1	1.0	1	0
TOTAL	15	38	2.5	13	0
Receiving	Rec.	Yards	Avg.	Long	TDs
Cooper Kupp	7	125	17.9	75	1
TuTu Atwell	1	54	54.0	54	0
Tyler Higbee	7	46	6.6	10	0
Ben Skowronek	6	41	6.8	12	0
Darrell Henderson Jr.	4	30	7.5	15	0
Jake Gervase	1	12	12.0	12	0
Allen Robinson II	3	12	4.0	6	0
TOTAL	29	320	11.0	75	1
Top Defense	Total	Solo	Asst.	Sck/Yrds	Int
Terrell Burgess	8	6	2	0.0/0	0
A'Shawn Robinson	6	4	2	0.0/0	0
Ernest Jones	6	4	2	0.0/0	0
Aaron Donald	6	2	4	2.0/18	0
Marquise Copeland	5	2	3	0.0/0	0
Leonard Floyd	4	2	2	0.0/0	0
Greg Gaines	4	2	2	0.0/0	0
Jalen Ramsey	2	2	0	1.0/8	0
Field Goals	FGM/FGA	Percent	Long	Results	XP
Matt Gay	1/2	50%	29	29G,51NG	1/1
TOTAL	1/2	50%	29	29G,51NG	1/1



Team Statistics



Team Stats	Cowboys	Rams
First Downs.....	10	14
3rd-Down Eff (Made/Att./Pct.).....	5/15/33.3%	6/17/35.3%
4th-Down Eff (Made/Att./Pct.).....	0/0/0%	1/1/100%
Total Yards.....	239	323
Total Plays.....	53	64
Yards Per Play.....	4.5	5
Rushes/Yards.....	34/163	15/38
Passing Yards.....	102	320
Pass Completions/Attempts.....	10/16	29/44
Had Intercepted.....	0	1
Sacked/Yards Lost.....	3-26	5-35
Punts/Average.....	6/28.8	5/22.3
Penalties/Yards.....	5-42	3-25
Fumbles/Lost.....	2/0	2/2
Possession Time.....	29:30	30:30



Game Summaries



1-5

WEEK 6

Carolina Panthers 10, Los Angeles Rams 24
71,482•SoFi Stadium•10/16/22



3-3

Carolina Panthers.....	3	7	0	0	-	10
Los Angeles Rams.....	0	7	10	7	-	24



Scoring Drives



Team	Quarter	Time	Scoring Play	CAR	LAR
CAR	1	8:38	Eddy Pineiro 42-yard field goal (12-51, 6:22)	3	0
LAR	2	3:34	Allen Robinson 5-yard pass from Matthew Stafford (Matt Gay PAT) (13-73, 7:58)	3	7
CAR	2	1:58	Donte Jackson 30-yard interception return (Eddy Pineiro PAT) (2-3, 0:37)	10	7
LAR	3	4:37	Matt Gay 21-yard field goal (12-87, 6:46)	10	10
LAR	3	0:11	Ben Skowronek 17-yard run (Matt Gay PAT) (5-80, 2:50)	10	17
LAR	4	8:15	Darrell Henderson Jr. 2-yard run (Matt Gay PAT) (10-61, 5:17)	10	24



Carolina Panthers



Los Angeles Rams



Passing	Comp/Att.	Yards	TDs	INTs	Rtg.
P.J. Walker	10/16	60	0	0	69.8
Jacob Eason	3/5	59	0	1	61.7
TOTAL	13/21	110	0	1	57.5
Rushing	Att.	Yards	Avg.	Long	TDs
Christian McCaffrey	13	69	5.3	17	0
D'Onta Foreman	5	19	3.8	8	0
Chuba Hubbard	2	6	3.0	4	0
P.J. Walker	1	-1	-1.0	-1	0
TOTAL	21	93	4.4	17	0
Receiving	Rec.	Yards	Avg.	Long	TDs
Christian McCaffrey	7	89	12.7	49	0
Ian Thomas	2	22	11.0	16	0
D.J. Moore	3	7	2.3	5	0
Chuba Hubbard	1	1	1.0	1	0
TOTAL	13	119	9.2	49	0
Top Defense	Total	Solo	Asst.	Sck/Yrds	Int
Cory Littleton	10	6	4	0.5/2	0
Myles Hartsfield	8	6	2	0.0/0	0
Keith Taylor Jr.	6	5	1	0.5/2	0
Shaq Thompson	5	5	0	0.0/0	0
C.J. Henderson	5	4	1	0.0/0	0
Justin Burris	4	2	2	0.0/0	0
Yetur Gross-Matos	4	2	2	0.0/0	0
Matt Ioannidis	4	0	4	0.0/0	0
Donte Jackson	2	2	0	0.0/0	1
Field Goals	FGM/FGA	Percent	Long	Results	XP
Eddy Pineiro	1/1	100%	42	42G	1/1
TOTAL	1/1	100%	42	42G	1/1

Passing	Comp/Att.	Yards	TDs	INTs	Rtg.
Matthew Stafford	26/33	253	1	1	96.1
TOTAL	26/33	253	1	1	96.1
Rushing	Att.	Yards	Avg.	Long	TDs
Darrell Henderson Jr.	12	43	3.6	16	1
Ben Skowronek	1	17	17.0	17	1
Cooper Kupp	2	17	8.5	13	0
Malcolm Brown	7	15	2.1	10	0
Brandon Powell	3	13	4.3	5	0
TuTu Atwell	1	9	9.0	9	0
Ronnie Rivers	1	0	0.0	0	0
Matthew Stafford	2	-3	-1.5	-1	0
TOTAL	29	111	3.8	17	2
Receiving	Rec.	Yards	Avg.	Long	TDs
Cooper Kupp	7	80	11.4	22	0
Allen Robinson II	5	63	12.6	22	1
Ben Skowronek	5	40	8.0	19	0
Brandon Powell	4	27	6.8	16	0
Ronnie Rivers	1	14	14.0	14	0
Malcolm Brown	1	13	13.0	13	0
Darrell Henderson Jr.	2	9	4.5	7	0
Tyler Higbee	1	7	7.0	7	0
TOTAL	26	253	9.7	31	0
Top Defense	Total	Solo	Asst.	Sck/Yrds	Int
Ernest Jones	7	5	2	0.0/0	0
Bobby Wagner	7	4	3	0.0/0	0
A'Shawn Robinson	6	3	3	0.0/0	0
Marquise Copeland	6	2	4	1.0/0	0
Taylor Rapp	5	1	4	0.0/0	0
Jalen Ramsey	3	3	0	1.0/9	0
Nick Scott	2	1	1	0.0/0	1
Field Goals	FGM/FGA	Percent	Long	Results	XP
Matt Gay	1/1	100%	21	21G	3/3
TOTAL	1/1	100%	21	21G	3/3



Team Statistics



Team Stats	Panthers	Rams
First Downs.....	8	22
3rd-Down Eff (Made/Att./Pct.).....	2/10/20%	6/12/50%
4th-Down Eff (Made/Att./Pct.).....	0/0/0%	0/0/0%
Total Yards.....	203	360
Total Plays.....	44	63
Yards Per Play.....	4.6	5.7
Rushes/Yards.....	21/93	29/111
Passing Yards.....	110	253
Pass Completions/Attempts.....	13/21	26/33
Had Intercepted.....	1	1
Sacked/Yards Lost.....	2-9	1-4
Punts/Average.....	7/51.7	5/48.0
Penalties/Yards.....	3-30	7-49
Fumbles/Lost.....	0/0	0/0
Possession Time.....	22:55	37:05



Game Summaries



4-4

WEEK 8

San Francisco 49ers 31, Los Angeles Rams 14
73,505•SoFi Stadium•10/30/22



3-4

San Francisco 49ers.....	0	10	7	14	-	31
Los Angeles Rams.....	7	7	0	0	-	14



Scoring Drives



Team	Quarter	Time	Scoring Play	SF	LAR
LAR	1	0:09	Matthew Stafford 1-yard run (Matt Gay PAT) (17-88, 9:21)	0	7
SF	2	12:10	Brandon Aiyuk 34-yard pass from Christian McCaffrey (Robbie Gould PAT) (6-71, 2:59)	7	7
LAR	2	6:35	Cooper Kupp 16-yard pass from Matthew Stafford (Matt Gay PAT) (9-75, 5:35)	7	14
SF	2	1:00	Robbie Gould 29-yard field goal (11-52, 5:35)	10	14
SF	3	1:51	Christian McCaffrey 9-yard pass from Jimmy Garoppolo (Robbie Gould PAT) (11-88, 6:54)	17	14
SF	4	12:07	Christian McCaffrey 1-yard run (Robbie Gould PAT) (6-58, 3:08)	24	14
SF	4	6:41	George Kittle 7-yard pass from Jimmy Garoppolo (Robbie Gould PAT) (5-73, 3:06)	31	14



San Francisco 49ers



Los Angeles Rams



Passing	Comp/Att.	Yards	TDs	INTs	Rtg.
Jimmy Garoppolo	21/25	235	2	0	132.5
Christian McCaffrey	1/1	34	1	0	158.3
TOTAL	22/26	257	3	0	148.2
Rushing	Att.	Yards	Avg.	Long	TDs
Christian McCaffrey	18	94	5.2	25	1
Jeff Wilson Jr.	4	14	3.5	12	0
Jimmy Garoppolo	1	3	3.0	3	0
TOTAL	23	111	4.8	25	1
Receiving	Rec.	Yards	Avg.	Long	TDs
Brandon Aiyuk	6	81	13.5	34	1
Ross Dwelley	1	56	56.0	56	0
Christian McCaffrey	8	55	6.9	14	1
George Kittle	3	39	13.0	23	1
Jeff Wilson Jr.	2	21	10.5	12	0
Ray-Ray McCloud III	1	11	11.0	11	0
Tyler Kroft	1	6	6.0	6	0
TOTAL	22	269	12.2	56	3
Top Defense	Total	Solo	Asst.	Sck/Yrds	Int
Fred Warner	12	5	7	1.0/9	0
Talanoa Hufanga	8	6	2	0.0/0	0
Oren Burks	7	4	3	0.0/0	0
Charvarius Ward	6	5	1	0.0/0	0
Jimmie Ward	5	2	3	0.0/0	0
Nick Bosa	3	2	1	1.0/11	0
Samson Ebukam	3	2	0	0.0/0	0
Hassan Ridgeway	3	1	1	0.0/0	0
Deommodore Lenoir	2	2	0	0.0/0	0
Field Goals	FGM/FGA	Percent	Long	Results	XP
Eddy Pineiro	1/1	100%	29	29G	4/4
TOTAL	1/1	100%	29	29G	4/4

Passing	Comp/Att.	Yards	TDs	INTs	Rtg.
Matthew Stafford	22/33	187	1	0	91.4
TOTAL	22/33	187	1	0	91.4
Rushing	Att.	Yards	Avg.	Long	TDs
Ronnie Rivers	8	21	2.6	5	0
Darrell Henderson Jr.	4	16	4.0	6	0
Cooper Kupp	2	10	5.0	5	0
Malcolm Brown	5	10	2.0	4	0
Matthew Stafford	2	-1	-0.5	1	1
TOTAL	21	56	2.7	6	1
Receiving	Rec.	Yards	Avg.	Long	TDs
Cooper Kupp	8	79	9.9	23	1
Allen Robinson II	5	54	10.8	23	0
Tyler Higbee	2	15	7.5	10	0
Ronnie Rivers	4	15	3.8	7	0
Darrell Henderson Jr.	2	14	7.0	7	0
Ben Skowronek	1	10	10.0	10	0
TOTAL	22	187	8.5	23	1
Top Defense	Total	Solo	Asst.	Sck/Yrds	Int
Leonard Floyd	9	4	5	2.0/8	0
Nick Scott	8	3	5	0.0/0	0
Aaron Donald	7	4	3	0.0/0	0
Taylor Rapp	7	4	3	0.0/0	0
Ernest Jones	7	3	4	0.0/0	0
Derion Kendrick	6	5	1	0.0/0	0
Bobby Wagner	5	4	1	0.0/0	0
Jalen Ramsey	5	1	4	0.0/0	0
Greg Gaines	3	2	1	1.0/4	0
Field Goals	FGM/FGA	Percent	Long	Results	XP
Matt Gay	0/0	-%	-	-	2/2
TOTAL	0/0	-%	-	-	2/2



Team Statistics



Team Stats	49ers	Rams
First Downs.....	22	15
3rd-Down Eff (Made/Att./Pct.).....	5/9/56%	8/13/62%
4th-Down Eff (Made/Att./Pct.).....	0/0/0%	0/0/0%
Total Yards.....	368	223
Total Plays.....	52	56
Yards Per Play.....	7.1	4.0
Rushes/Yards.....	23/111	21/56
Passing Yards.....	257	187
Pass Completions/Attempts.....	22/26	22/33
Had Intercepted.....	0	0
Sacked/Yards Lost.....	3.0/12	2.0/20
Punts/Average.....	3/41.0	5/50.6
Penalties/Yards.....	3-8	4-50
Fumbles/Lost.....	1/0	0/0
Possession Time.....	29:56	30:04



Game Summaries



WEEK 9

Los Angeles Rams 13, Tampa Bay Buccaneers 16
69,019•Raymond James Stadium•11/6/22



3-5

4-5

Los Angeles Rams.....	0	7	6	0	-	13
Tampa Bay Buccaneers.....	3	3	0	10	-	16



Scoring Drives



Team	Quarter	Time	Scoring Play	LAR	TB
TB	1	7:16	Ryan Succop 20-yard field goal (12-54, 6:35)	0	3
LAR	2	12:57	Cooper Kupp 69-yard pass from Matthew Stafford (Matt Gay PAT)(8-91, 4:03)	7	3
TB	2	0:24	Ryan Succop 38-yard field goal (9-70, 1:33)	7	6
LAR	3	9:14	Matt Gay 26-yard field goal (11-67, 4:48)	10	6
LAR	3	0:09	Matt Gay 35-yard field goal (6-31, 3:47)	13	6
TB	4	8:07	Ryan Succop 50-yard field goal (9-30, 3:30)	13	9
TB	4	0:09	Cade Otton 1-yard pass from Tom Brady (Ryan Succop PAT)(6-60, 0:35)	13	16



Los Angeles Rams



Tampa Bay Buccaneers



Passing	Comp/Att.	Yards	TDs	INTs	Rtg.
Matthew Stafford	13/27	165	1	0	80.0
TOTAL	13/27	165	1	0	80.0
Rushing	Att.	Yards	Avg.	Long	TDs
Darrell Henderson Jr.	12	56	4.7	23	0
Malcolm Brown	2	9	4.5	6	0
Cam Akers	5	3	0.6	2	0
Cooper Kupp	3	1	0.3	5	0
Matthew Stafford	2	-1	-0.5	0	0
TOTAL	24	68	2.8	23	0
Receiving	Rec.	Yards	Avg.	Long	TDs
Cooper Kupp	8	127	15.9	69	1
Allen Robinson II	3	24	8.0	15	0
Malcolm Brown	1	10	10.0	10	0
Brandon Powell	1	4	4.0	4	0
TOTAL	13	165	12.7	69	1
Top Defense	Total	Solo	Asst.	Sck/Yrds	Int
Bobby Wagner	13	8	5	0/0/0	0
Ernest Jones	8	6	2	0/0/0	0
Taylor Rapp	8	5	3	0/0/0	0
Jalen Ramsey	7	6	1	0/0/0	0
Troy Hill	7	4	3	0/0/0	0
A'Shawn Robinson	7	2	5	0/0/0	0
Derion Kendrick	4	4	0	0/0/0	0
Nick Scott	4	3	1	0/0/0	0
David Long Jr.	4	3	1	0/0/0	0
Aaron Donald	3	2	1	1.0/8	0
Leonard Floyd	3	0	3	0/0/0	0
Field Goals	FGM/FGA	Percent	Long	Results	XP
Matt Gay	2/2	100%	35	26G, 35G	1/1
TOTAL	2/2	100%	35	26G, 35G	1/1

Passing	Comp/Att.	Yards	TDs	INTs	Rtg.
Tom Brady	36/58	280	1	0	79.7
TOTAL	36/58	280	1	0	79.7
Rushing	Att.	Yards	Avg.	Long	TDs
Rachaad White	8	27	3.4	7	0
Leonard Fournette	9	19	2.1	6	0
Ke'Shawn Vaughn	2	4	2.0	5	0
Chris Godwin	1	1	1.0	1	0
TOTAL	20	51	2.6	7	0
Receiving	Rec.	Yards	Avg.	Long	TDs
Cade Otton	5	68	13.6	28	1
Scotty Miller	7	53	7.6	14	0
Leonard Fournette	5	41	8.2	15	0
Mike Evans	5	40	8.0	14	0
Chris Godwin	7	36	5.1	9	0
Julio Jones	2	28	14.0	19	0
Rachaad White	2	7	2.3	6	0
Ko Kieft	1	6	6.0	6	0
Breshad Perriman	1	1	1.0	1	0
TOTAL	36	280	7.8	28	1
Top Defense	Total	Solo	Asst.	Sck/Yrds	Int
Keanu Neal	10	6	4	0/0/0	0
Carlton Davis III	6	5	1	0/0/0	0
Sean Murphy-Bunting	5	4	1	0/0/0	0
Devin White	4	3	1	0/0/0	0
Vita Vea	3	3	0	2.0/16	0
Rakeem Nunez-Roches	2	2	0	1.0/9	0
Genard Avery	2	2	0	1.0/2	0
Field Goals	FGM/FGA	Percent	Long	Results	XP
Ryan Succop	3/4	75%	50	20G,32N,38G,50G	1/1
TOTAL	3/4	75%	50	20G,32N,38G,50G	1/1



Team Statistics



Team Stats	Rams	Buccaneers
First Downs.....	9	18
3rd-Down Eff (Made/Att./Pct.)	4/15/27%	9/21/43%
4th-Down Eff (Made/Att./Pct.)	0/0/0%	0/2/0%
Total Yards	206	323
Total Plays	55	79
Yards Per Play	3.7	4.1
Rushes/Yards	24/68	20/51
Passing Yards	165	280
Pass Completions/Attempts	13/27	36/58
Had Intercepted	0	0
Sacked/Yards Lost	4/27	1/8
Punts/Average	9/53.0	6/59.5
Penalties/Yards	4-53	7-55
Fumbles/Lost	0/0	0/0
Possession Time	28:44	31:16



Game Summaries



4-6

WEEK 10

Arizona Cardinals 27, Los Angeles Rams 17
71,752•SoFi Stadium•11/13/22



3-6

Arizona Cardinals.....	3	14	0	10	-	27
Los Angeles Rams.....	3	0	7	7	-	17



Scoring Drives



Team	Quarter	Time	Scoring Play	ARI	LAR
LAR	1	6:16	Matt Gay 36-yard field goal (15-57, 8:44)	0	3
ARI	1	0:13	Tristan Vizcaino 36-yard field goal (14-57, 6:03)	3	3
ARI	2	1:56	James Conner 4-yard run (Tristan Vizcaino PAT)(13-66,6:31)	10	3
ARI	2	0:24	A.J. Green 6-yard pass from Colt McCoy (Tristan Vizcaino PAT)(5-30,1:10)	17	3
LAR	3	4:24	Darrell Henderson Jr. 4-yard run (Matt Gay PAT)(7-59, 3:07)	17	10
ARI	4	7:41	James Conner 9-yard run (Tristan Vizcaino PAT)(9-60, 5:03)	24	10
ARI	4	3:44	Tristan Vizcaino 46-yard field goal (4--3, 1:49)	27	10
LAR	4	0:07	Van Jefferson 3-yard pass from John Wolford (Matt Gay PAT)(11-75, 3:37)	27	17



Arizona Cardinals



Los Angeles Rams



Passing	Comp/Att.	Yards	TDs	INTs	Rtg.
Colt McCoy	26/37	238	1	0	96.5
TOTAL	26/37	238	1	0	96.5
Rushing	Att.	Yards	Avg.	Long	TDs
James Conner	21	69	3.3	9	2
Keaontay Ingram	1	5	5.0	5	0
Colt McCoy	4	4	1.0	3	0
TOTAL	26	78	3.0	9	2
Receiving	Rec.	Yards	Avg.	Long	TDs
DeAndre Hopkins	10	98	9.8	25	0
Rondale Moore	9	94	10.4	26	0
James Conner	3	17	5.7	8	0
Zach Ertz	1	12	12.0	12	0
A.J. Green	2	10	5.0	6	1
Trey McBride	1	7	7.0	7	0
TOTAL	26	238	9.2	26	1
Top Defense	Total	Solo	Asst.	Sck/Yrds	Int
Antonio Hamilton	11	10	1	0.0/0	0
Isaiah Simmons	7	7	0	0.0/0	0
Ben Niemann	6	3	3	0.0/0	0
Myjai Sanders	5	5	0	1.0/9	0
Budda Baker	4	3	1	0.0/0	1
Zach Allen	4	2	2	1.0/4	0
Zaven Collins	3	3	0	0.0/0	0
Marxo Wilson	3	2	1	0.0/0	0
Jalen Thompson	3	1	2	0.0/0	0
J.J. Watt	2	2	0	1.0/6	0
Stephen Anderson	2	2	0	0.0/0	0
Field Goals	FGM/FGA	Percent	Long	Results	XP
Tristan Vizcaino	2/2	100%	46	36G,46G	3/3
TOTAL	2/2	100%	46	36G,46G	3/3

Passing	Comp/Att.	Yards	TDs	INTs	Rtg.
John Wolford	24/36	212	1	1	79.9
Bryce Perkins	1/1	-3	0	0	79.2
TOTAL	25/37	209	1	1	79.7
Rushing	Att.	Yards	Avg.	Long	TDs
Cam Akers	6	22	3.7	10	0
Darrell Henderson Jr.	6	21	3.5	6	1
Kyren Williams	1	9	9.0	9	0
Brandon Powell	1	7	7.0	7	0
Bryce Perkins	3	4	1.3	8	0
John Wolford	3	3	1.0	4	0
TOTAL	20	66	3.3	10	1
Receiving	Rec.	Yards	Avg.	Long	TDs
Tyler Higbee	8	73	9.1	25	0
Allen Robinson II	4	44	11.0	14	0
Kyren Williams	3	30	10.0	14	0
Van Jefferson	3	27	9.0	19	1
Ben Skowronek	2	14	7.0	8	0
Brycen Hopkins	1	11	11.0	11	0
Darrell Henderson Jr.	1	11	11.0	11	0
Cooper Kupp	3	-1	-0.3	2	0
TOTAL	25	209	8.4	25	1
Top Defense	Total	Solo	Asst.	Sck/Yrds	Int
Ernest Jones	10	6	4	0.0/0	0
Nick Scott	9	8	1	0.0/0	0
Bobby Wagner	9	4	4	1.0/9	0
Aaron Donald	7	3	4	0.0/0	0
Jalen Ramsey	6	5	1	0.0/0	0
Taylor Rapp	6	3	3	0.0/0	0
Troy Hill	5	5	0	0.0/0	0
Leonard Floyd	3	3	0	1.0/9	0
Field Goals	FGM/FGA	Percent	Long	Results	XP
Matt Gay	1/1	100%	36	36G	2/2
TOTAL	1/1	100%	36	36G	2/2



Team Statistics



Team Stats	Cardinals	Rams
First Downs.....	18	18
3rd-Down Eff (Made/Att./Pct.)	5/15/33.3%	3/11/27.3%
4th-Down Eff (Made/Att./Pct.)	3/3/100%	2/2/100%
Total Yards	298	256
Total Plays	65	60
Yards Per Play	4.6	4.3
Rushes/Yards	26/78	30/66
Passing Yards	238	209
Pass Completions/Attempts	26/37	25/37
Had Intercepted	0	1
Sacked/Yards Lost	2.0/18	3.0/19
Punts/Average	5/47.4	5/50.4
Penalties/Yards	10/67	5/29
Fumbles/Lost	2/0	2/1
Possession Time	32:01	27:59



Game Summaries



3-7

WEEK 11

Los Angeles Rams 20, New Orleans Saints 27
70,025•Caesars Superdome•11/20/22



4-7

Los Angeles Rams.....	7	7	0	6	-	20
New Orleans Saints.....	3	7	14	3	-	27



Scoring Drives



Team	Quarter	Time	Scoring Play	LAR	NO
NO	1	4:14	Wil Lutz 46-yard field goal (9-31, 4:36)	0	3
LA	1	4:00	TuTu Atwell 62-yard pass from Matthew Stafford (Matt Gay PAT)(1-62, 0:14)	7	3
NO	2	12:11	Juwan Johnson 8-yard pass from Andy Dalton (Wil Lutz PAT)(7-49, 3:00)	7	10
LA	2	0:19	Allen Robinson II 6-yard pass from Matthew Stafford (Matt Gay PAT)(11-87, 2:54)	14	10
NO	3	10:23	Jarvis Landry 7-yard pass from Andy Dalton (Wil Lutz PAT)(9-75, 4:37)	14	17
NO	3	5:47	Chris Olave 53-yard pass from Andy Dalton (Wil Lutz PAT)(5-68, 2:53)	14	24
LA	4	14:48	Matt Gay 33-yard field goal (12-60, 5:59)	17	24
NO	4	9:06	Wil Lutz 25-yard field goal (9-69, 5:42)	17	27
LA	4	0:06	Matt Gay 58-yard field goal (6-34, 1:17)	20	27



Los Angeles Rams



New Orleans Saints



Passing	Comp/Att.	Yards	TDs	INTs	Rtg.
Matthew Stafford	11/18	159	2	0	126.8
Bryce Perkins	5/10	64	0	0	70.4
TOTAL	16/28	188	2	0	106.7

Rushing	Att.	Yards	Avg.	Long	TDs
Cam Akers	14	61	4.4	13	0
Bryce Perkins	5	39	7.8	23	0
Kyren Williams	7	36	5.1	17	0
Darrell Henderson Jr.	2	9	4.5	5	0
Matthew Stafford	1	4	4.0	4	0
Brandon Powell	1	-1	-1.0	-1	0
TOTAL	30	148	4.9	23	0

Receiving	Rec.	Yards	Avg.	Long	TDs
TuTu Atwell	1	62	62.0	62	1
Allen Robinson II	4	47	11.8	17	1
Tyler Higbee	4	45	11.3	20	0
Van Jefferson	3	41	13.7	20	0
Brandon Powell	2	16	8.0	8	0
Kyren Williams	1	8	8.0	8	0
Ben Skowronek	1	4	4.0	4	0
TOTAL	16	223	13.9	62	2

Top Defense	Total	Solo	Asst.	Sck/Yrds	Int
Bobby Wagner	11	4	7	0.0/0	0
Jalen Ramsey	6	4	2	0.0/0	0
Troy Hill	5	4	1	0.0/0	0
Leonard Floyd	5	3	2	2.0/18	0
Taylor Rapp	5	3	2	0.0/0	0
Nick Scott	5	2	3	0.0/0	0
Aaron Donald	4	2	2	0.0/0	0
A'Shawn Robinson	3	2	1	0.0/0	0
Ernest Jones	3	0	3	0.0/0	0
Greg Gaines	2	2	0	2.0/21	0

Field Goals	FGM/FGA	Percent	Long	Results	XP
Matt Gay	2/2	100%	58	33G, 58G	2/2
TOTAL	2/2	100%	58	33G, 58G	2/2

Passing	Comp/Att.	Yards	TDs	INTs	Rtg.
Andy Dalton	21/25	260	3	0	149.6
Taysom Hill	1/3	14	0	0	49.3
TOTAL	22/28	235	3	0	143.2

Rushing	Att.	Yards	Avg.	Long	TDs
Taysom Hill	9	52	5.8	12	0
Alvin Kamara	12	42	3.5	11	0
Andy Dalton	2	-2	-1.0	-1	0
David Johnson	1	-4	-4.0	-4	0
TOTAL	24	88	3.7	12	0

Receiving	Rec.	Yards	Avg.	Long	TDs
Chris Olave	5	102	20.4	53	1
Juwan Johnson	3	47	15.7	26	1
Alvin Kamara	4	47	11.8	15	0
Jarvis Landry	3	33	11.0	18	1
Adam Trautman	3	12	4.0	7	0
David Johnson	1	11	11.0	11	0
Taysom Hill	1	8	8.0	8	0
Rashid Shaheed	1	8	8.0	8	0
Marquez Callaway	1	6	6.0	6	0
TOTAL	22	274	12.5	53	3

Top Defense	Total	Solo	Asst.	Sck/Yrds	Int
Kaden Elliss	11	6	5	1.5/17	0
Demario Davis	8	3	5	0.5/9	0
Carl Granderson	7	3	4	1.5/16	0
Tyrann Mathieu	6	4	2	0.0/0	0
Paulson Adebo	5	5	0	0.0/0	0
Alontae Taylor	5	4	1	0.0/0	0
David Onyemata	5	3	2	0.0/0	0
Chris Harris Jr.	4	4	0	0.0/0	0
Marcus Maye	3	3	0	0.0/0	0
Tanoh Kpassagnon	1	0	1	0.5/9	0

Field Goals	FGM/FGA	Percent	Long	Results	XP
Wil Lutz	2/2	100%	46	46G,25G	3/3
TOTAL	2/2	100%	46	46G,25G	3/3



Team Statistics



Team Stats	Rams	Saints
First Downs.....	17	19
3rd-Down Eff (Made/Att./Pct.)	5/14/35.7	4/11/36.4
4th-Down Eff (Made/Att./Pct.)	1/2/50%	0/0/0%
Total Yards	336	323
Total Plays	62	56
Yards Per Play	5.4	5.8
Rushes/Yards	30/148	24/88
Passing Yards	188	235
Pass Completions/Attempts	16/28	22/28
Had Intercepted	0	0
Sacked/Yards Lost	4/35	4/39
Punts/Average	6/47.7	5/47.8
Penalties/Yards	6/55	2/15
Fumbles/Lost	0/0	0/0
Possession Time	28:53	31:07



Game Summaries



3-8

WEEK 12

Los Angeles Rams 10, Kansas City Chiefs 26
73,557•Arrowhead Stadium•11/27/22



9-2

Los Angeles Rams.....	0	3	0	7	-	10
Kansas City Chiefs.....	7	6	7	6	-	26



Scoring Drives



Team	Quarter	Time	Scoring Play	LAR	KC
KC	1	5:40	Travis Kelce 39-yard pass from Patrick Mahomes (Harrison Butker PAT)(9-90,4:20)	0	7
LAR	2	14:57	Matt Gay 47-yard field goal (1-46, 5:43)	3	7
KC	2	9:50	Harrison Butker 27-yard field goal (12-66, 5:07)	3	10
KC	2	0:16	Harrison Butker 32-yard field goal (13-83, 3:00)	3	13
KC	3	6:32	Isiah Pacheco 3-yard run (Harrison Butker PAT)(12-71, 6:52)	3	20
LAR	4	14:56	Van Jefferson 7-yard pass from Bryce Perkins (Matt Gay PAT)(15-75, 6:36)	10	20
KC	4	6:36	Harrison Butker 22-yard field goal (4-5, 1:33)	10	23
KC	4	1:44	Harrison Butker 22-yard field goal (9-24, 3:33)	10	26



Los Angeles Rams



Passing	Comp/Att.	Yards	TDs	INTs	Rtg.
Bryce Perkins	13/23	100	1	2	45.5
Riley Dixon	1/1	6	0	0	91.7
TOTAL	14/24	106	1	2	48.3

Rushing	Att.	Yards	Avg.	Long	TDs
Bryce Perkins	9	44	4.9	13	0
Cam Akers	8	37	4.6	15	0
Kyren Williams	11	35	3.2	9	0
TOTAL	28	116	4.1	15	0

Receiving	Rec.	Yards	Avg.	Long	TDs
Van Jefferson	3	29	9.7	16	1
Kyren Williams	3	25	8.3	15	0
TuTu Atwell	2	23	11.5	15	0
Brycen Hopkins	1	12	12.0	12	0
Jacob Harris	1	6	6.0	6	0
Brandon Powell	2	6	3.0	5	0
Ben Skowronek	2	5	2.5	5	0
TOTAL	14	106	7.6	16	1

Top Defense	Total	Solo	Asst.	Sck/Yrds	Int
Taylor Rapp	12	7	5	0.0/0	0
Ernest Jones	11	6	5	0.0/0	0
Troy Hill	9	3	6	0.0/0	0
Nick Scott	6	4	2	0.0/0	1
Jalen Ramsey	6	3	3	0.0/0	0
Michael Hoecht	6	3	3	0.0/0	0
Bobby Wagner	6	2	4	0.0/0	0
Aaron Donald	3	3	0	0.0/0	0
Jonah Williams	3	1	2	0.0/0	0

Field Goals	FGM/FGA	Percent	Long	Results	XP
Matt Gay	1/1	100%	47	47G	1/1
TOTAL	1/1	100%	47	47G	1/1

Kansas City Chiefs



Passing	Comp/Att.	Yards	TDs	INTs	Rtg.
Patrick Mahomes	27/42	320	1	1	85.4
TOTAL	27/42	320	1	1	85.4

Rushing	Att.	Yards	Avg.	Long	TDs
Isiah Pacheco	22	69	3.1	9	1
Patrick Mahomes	4	36	9.0	13	0
Ronald Jones	4	12	3.0	5	0
TOTAL	30	117	3.9	13	1

Receiving	Rec.	Yards	Avg.	Long	TDs
Travis Kelce	4	57	14.3	39	1
Marquez Valdes-Scantling	4	56	14.0	23	0
JuJu Smith-Schuster	3	38	12.7	15	0
Skyy Moore	5	36	7.2	18	0
Justin Watson	2	26	13.0	14	0
Jody Fortson	2	26	13.0	21	0
Jerick McKinnon	3	26	8.7	11	0
Ronald Jones	1	22	22.0	22	0
Isiah Pacheco	1	17	17.0	17	0
Noah Gray	2	16	8.0	9	0
TOTAL	27	320	11.9	39	1

Top Defense	Total	Solo	Asst.	Sck/Yrds	Int
Nick Bolton	11	8	3	0.0/0	1
L'Jarius Sneed	7	5	2	0.0/0	1
Frank Clark	6	3	3	0.0/0	0
Willie Gay	5	3	2	0.0/0	0
Bryan Cook	2	2	0	1.0/5	0
Chris Jones	1	1	0	1.0/9	0
George Karlaftis	1	1	0	1.0/10	0

Field Goals	FGM/FGA	Percent	Long	Results	XP
Harrison Butker	4/4	100%	32	27G,32G,22G,22G	2/2
TOTAL	4/4	100%	32	27G,32G,22G,22G	2/2



Team Statistics



Team Stats	Rams	Chiefs
First Downs.....	13	29
3rd-Down Eff (Made/Att./Pct.)	5/13/38.5%	5/11/45.5%
4th-Down Eff (Made/Att./Pct.)	3/3/100%	0/0/0%
Total Yards	198	437
Total Plays	55	72
Yards Per Play	3.6	6.1
Rushes/Yards	28/116	30/117
Passing Yards	106	320
Pass Completions/Attempts	14/24	27/42
Had Intercepted	2	1
Sacked/Yards Lost	3/24	0/0
Punts/Average	4/45.0	1/49.0
Penalties/Yards	5/25	3/25
Fumbles/Lost	0/0	1/1
Possession Time	27:34	32:26



Game Summaries



7-5

WEEK 13

Seattle Seahawks 27, Los Angeles Rams 23
71,802•SoFi Stadium•12/4/22



3-9

Seattle Seahawks.....	7	7	3	10	-	27
Los Angeles Rams.....	10	3	0	10	-	23



Scoring Drives



Team	Quarter	Time	Scoring Play	SEA	LAR
LAR	1	7:30	Cam Akers 1-yard run (Matt Gay PAT)(10-77, 5:30)	0	7
SEA	1	6:05	Tyler Lockett 36-yard pass from Geno Smith (Jason Meyers PAT)(6-75, 3:25)	7	7
LAR	1	2:34	Matt Gay 40-yard field goal (7-53, 3:31)	7	10
SEA	2	9:48	Noah Fant 4-yard pass from Geno Smith (Jason Meyers PAT)(11-91, 5:12)	14	10
LAR	2	0:55	Matt Gay 54-yard field goal (7-28, 2:09)	14	13
SEA	3	7:33	Jason Meyers 41-yard field goal (8-60, 3:49)	17	13
LAR	4	12:57	Matt Gay 32-yard field goal (9-42, 3:49)	17	16
SEA	4	6:46	Jason Meyers 26-yard field goal (11-67, 6:11)	20	16
LAR	4	2:56	Cam Akers 6-yard run (Matt Gay PAT)(9-75, 3:50)	20	23
SEA	4	0:36	DK Metcalf 8-yard pass from Geno Smith (Jason Meyers PAT)(10-75, 2:20)	27	23



Seattle Seahawks



Los Angeles Rams



Passing	Comp/Att.	Yards	TDs	INTs	Rtg.
Geno Smith	28/39	367	3	1	116.1
TOTAL	28/39	367	3	1	116.1
Rushing	Att.	Yards	Avg.	Long	TDs
DeeJay Dallas	10	37	3.7	7	0
Kenneth Walker III	3	36	12.0	30	0
Tony Jones Jr.	7	14	2.0	7	0
Geno Smith	2	3	1.5	4	0
TOTAL	22	90	4.1	30	0
Receiving	Rec.	Yards	Avg.	Long	TDs
Tyler Lockett	9	128	14.2	36	1
DK Metcalf	8	127	15.9	40	1
Noah Fant	4	42	10.5	17	1
Will Dissly	2	22	11.0	19	0
Tony Jones Jr.	2	18	9.0	9	0
Marquise Goodwin	1	17	17.0	17	0
Colby Parkinson	1	12	12.0	12	0
Laquon Treadwell	1	1	1.0	1	0
TOTAL	28	367	13.1	40	3
Top Defense	Total	Solo	Asst.	Sck/Yrds	Int
Jordyn Brooks	9	6	3	1.0/10	0
Tariq Woolen	7	6	1	0.0/0	1
Cody Barton	7	4	2	0.0/0	1
Coby Bryant	5	4	1	0.0/0	0
Ryan Neal	5	3	2	0.0/0	0
Uchenna Nwosu	4	4	0	2.0/14	0
Mike Jackson	4	3	1	0.0/0	0
Tre Brown	3	3	0	0.0/0	0
Darrell Taylor	2	2	0	1.0/5	0
Field Goals	FGM/FGA	Percent	Long	Results	XP
Jason Myers	2/2	100%	41	41G,26G	3/3
TOTAL	2/2	100%	41	41G,26G	3/3

Passing	Comp/Att.	Yards	TDs	INTs	Rtg.
John Wolford	14/26	178	0	2	43.4
TOTAL	14/26	178	0	2	43.4
Rushing	Att.	Yards	Avg.	Long	TDs
Cam Akers	17	60	3.5	13	2
Brandon Powell	3	45	15.0	20	0
John Wolford	5	29	5.8	14	0
Tutu Atwell	4	23	5.8	7	0
Kyren Williams	3	9	3.0	4	0
Bryce Perkins	1	5	5.0	5	0
TOTAL	33	171	5.2	20	2
Receiving	Rec.	Yards	Avg.	Long	TDs
Tutu Atwell	2	48	24.0	30	0
Van Jefferson	2	39	19.5	23	0
Brandon Powell	4	39	9.8	14	0
Ben Skowronek	2	30	15.0	22	0
Tyler Higbee	2	14	7.0	9	0
Austin Trammell	1	8	8.0	8	0
Cam Akers	1	0	0.0	0	0
TOTAL	14	178	12.7	30	0
Top Defense	Total	Solo	Asst.	Sck/Yrds	Int
Derion Kendrick	10	8	2	0.0/0	0
Ernest Jones	8	7	1	0.0/0	0
Nick Scott	8	5	3	0.0/0	0
Bobby Wagner	7	5	2	2.0/8	1
Jalen Ramsey	6	3	3	0.0/	0
Jonah Williams	6	1	5	0.0/0	0
Taylor Rapp	4	3	1	0.0/0	0
Michael Hoecht	3	3	0	2.0/19	0
Field Goals	FGM/FGA	Percent	Long	Results	XP
Matt Gay	3/3	100%	54	40G,54G,32G	2/2
TOTAL	3/3	100%	54	40G,54G,32G	2/2



Team Statistics



Team Stats	Seahawks	Rams
First Downs.....	25	20
3rd-Down Eff (Made/Att./Pct.)	5/10/50.0%	4/12/33.3%
4th-Down Eff (Made/Att./Pct.)	0/0/0%	1/2/50%
Total Yards	438	319
Total Plays	65	63
Yards Per Play	6.7	5.1
Rushes/Yards	22/90	33/171
Passing Yards	367	178
Pass Completions/Attempts	28/39	14/26
Had Intercepted	1	2
Sacked/Yards Lost	4/19	4/30
Punts/Average	2/57.0	3/54.7
Penalties/Yards	6/42	4/39
Fumbles/Lost	1/1	1/0
Possession Time	30:53	29:07



Game Summaries



5-8

WEEK 14

Las Vegas Raiders 16, Los Angeles Rams 17
74,738•SoFi Stadium•12/8/22



4-9

Las Vegas Raiders.....	10	3	0	3	-	16
Los Angeles Rams.....	3	0	0	14	-	17



Scoring Drives



Team	Quarter	Time	Scoring Play	LV	LAR
LV	1	9:13	Josh Jacobs 1-yard run (Daniel Carlson PAT)(12-75, 5:47)	7	0
LV	1	2:22	Daniel Carlson 52-yard field goal (8-46, 4:41)	10	0
LAR	1	0:06	Matt Gay 55-yard field goal (5-29, 2:16)	10	3
LV	2	9:40	Daniel Carlson 31-yard field goal (10-56, 5:26)	13	3
LV	4	12:20	Daniel Carlson 36-yard field goal (11-31, 5:22)	16	3
LAR	4	3:19	Cam Akers 1-yard run (Matt Gay PAT)(17-75, 9:01)	16	10
LAR	4	0:10	Van Jefferson 23-yard pass from Baker Mayfield (Matt Gay PAT)(8-98, 1:35)	16	17



Las Vegas Raiders



Los Angeles Rams



Passing	Comp/Att.	Yards	TDs	INTs	Rtg.
Derek Carr	11/20	137	0	2	36.9
TOTAL	11/20	137	0	2	36.9
Rushing	Att.	Yards	Avg.	Long	TDs
Josh Jacobs	27	99	3.7	15	1
Mack Hollins	3	40	13.3	17	0
Derek Carr	4	11	2.8	4	0
Zamir White	3	9	3.0	8	0
DJ Turner	1	6	6.0	6	0
TOTAL	38	165	4.3	17	1
Receiving	Rec.	Yards	Avg.	Long	TDs
Davante Adams	3	71	23.7	35	0
Mack Hollins	2	22	11.0	15	0
Ameer Abdullah	2	17	8.5	14	0
Josh Jacobs	2	15	7.5	8	0
Keelan Cole	1	11	11.0	11	0
Jakob Johnson	1	1	1.0	1	0
TOTAL	11	137	12.5	35	0
Top Defense	Total	Solo	Asst.	Sck/Yrds	Int
Nate Hobbs	9	8	1	0.0/0	0
Denzel Perryman	7	3	4	0.0/0	0
Sam Webb	6	3	3	0.0/0	0
Luke Materson	4	4	0	0.0/0	0
Maxx Crosby	4	2	2	1.0/9	0
Isaiah Pola-Mao	4	1	3	0.0/0	0
Amik Robertson	3	3	0	1.0/1	0
Tre'von Moehrig	3	3	0	0.0/0	0
Clelin Ferrell	3	2	1	0.0/0	0
Tyler Hall	3	2	1	0.0/0	0
Chandler Jones	3	1	2	1.0/9	0
Bilal Nichols	1	1	0	1.0/9	0
Field Goals	FGM/FGA	Percent	Long	Results	XP
Daniel Carlson	3/3	100%	52	52G,31G,36G	1/1
TOTAL	3/3	100%	52	52G,31G,36G	1/1

Passing	Comp/Att.	Yards	TDs	INTs	Rtg.
Baker Mayfield	22/35	230	1	0	91.4
TOTAL	22/35	230	1	0	91.4
Rushing	Att.	Yards	Avg.	Long	TDs
Cam Akers	12	42	3.5	9	1
Kyren Williams	3	19	6.3	9	0
Baker Mayfield	4	10	2.5	6	0
Malcolm Brown	1	5	5.0	5	0
Tutu Atwell	2	-5	-2.5	1	0
TOTAL	22	71	3.2	9	1
Receiving	Rec.	Yards	Avg.	Long	TDs
Ben Skowronek	7	89	12.7	32	0
Tutu Atwell	5	50	10.0	22	0
Van Jefferson	2	44	22.0	23	1
Malcolm Brown	2	12	6.0	9	0
Tyler Higbee	2	11	5.5	6	0
Kyren Williams	1	10	10.0	10	0
Brycen Hopkins	1	8	8.0	8	0
Austin Trammell	1	5	5.0	5	0
Cam Akers	1	1	1.0	1	0
TOTAL	22	230	10.5	32	1
Top Defense	Total	Solo	Asst.	Sck/Yrds	Int
Bobby Wagner	14	6	8	0.0/0	0
Troy Hill	9	7	2	0.0/0	0
Jalen Ramsey	6	4	2	0.0/0	0
Greg Gaines	6	3	3	0.0/0	0
Michael Hoecht	5	3	2	0.0/0	0
Ernest Jones	5	1	4	0.0/0	1
Nick Scott	4	4	0	0.0/0	0
Marquise Copeland	4	1	3	0.0/0	0
Taylor Rapp	3	1	2	0.0/0	1
Field Goals	FGM/FGA	Percent	Long	Results	XP
Matt Gay	1/2	50%	55	55G, 61N	2/2
Total	1/2	50%	55	55G, 61N	2/2



Team Statistics



Team Stats	Raiders	Rams
First Downs.....	17	20
3rd-Down Eff (Made/Att./Pct.)	5/13/38.5%	4/12/33.3%
4th-Down Eff (Made/Att./Pct.)	1/1/100%	1/1/100%
Total Yards	302	282
Total Plays	58	61
Yards Per Play	5.2	4.6
Rushes/Yards	38/165	22/71
Passing Yards	137	230
Pass Completions/Attempts	11/20	22/35
Had Intercepted	2	0
Sacked/Yards Lost	0.0/0	4.0/28
Punts/Average	3/49.3	3/52.0
Penalties/Yards	7/94	7/60
Fumbles/Lost	0/0	1/1
Possession Time	30:21	29:39



Game Summaries



4-10

WEEK 15

Los Angeles Rams 12, Green Bay Packers 24
77,269•Lambeau Field•12/19/22



6-8

Los Angeles Rams.....	0	6	6	0	-	12
Green Bay Packers.....	3	7	14	0	-	24



Scoring Drives



Team	Quarter	Time	Scoring Play	LAR	GB
GB	1	4:25	Mason Crosby 34-yard field goal (12-52, 6:14)	0	3
LAR	2	10:41	Matt Gay 33-yard field goal (9-52, 4:47)	3	3
GB	2	4:26	AJ Dillon 8-yard run (Mason Crosby PAT)(11-74, 6:15)	3	10
LAR	2	0:46	Matt Gay 55-yard field goal (10-28, 3:40)	6	10
GB	3	8:04	AJ Dillon 1-yard run (Mason Crosby PAT)(11-68, 6:56)	6	17
GB	3	2:31	Aaron Jones 7-yard pass from Aaron Rodgers (Mason Crosby PAT)(6-35, 3:02)	6	24
LAR	3	0:22	Tyler Higbee 8-yard pass from Baker Mayfield (Matt Gay Missed PAT)(6-70, 2:09)	12	24



Los Angeles Rams



Green Bay Packers



Passing	Comp/Att.	Yards	TDs	INTs	Rtg.
Baker Mayfield	12/21	111	1	1	67.8
TOTAL	12/21	111	1	1	67.8
Rushing	Att.	Yards	Avg.	Long	TDs
Cam Akers	12	65	5.4	19	0
Kyren Williams	2	7	3.5	5	0
Brandon Powell	1	3	3.0	3	0
Baker Mayfield	1	1	1.0	1	0
Tutu Atwell	1	-4	-4.0	-4	0
TOTAL	17	72	4.2	19	0
Receiving	Rec.	Yards	Avg.	Long	TDs
Cam Akers	3	35	11.7	18	0
Van Jefferson	2	32	16.0	17	0
Tyler Higbee	4	27	6.8	8	1
Tutu Atwell	1	10	10.0	10	0
Brandon Powell	1	4	4.0	4	0
Ben Skowronek	1	3	3.0	3	0
TOTAL	12	111	9.3	18	1
Top Defense	Total	Solo	Asst.	Sck/Yrds	Int
Nick Scott	9	7	2	0.0/0	0
Taylor Rapp	7	6	1	0.0/0	1
Bobby Wagner	7	4	3	0.0/0	0
Troy Hill	6	6	0	0.0/0	0
Greg Gaines	6	5	1	1.0/4	0
Jalen Ramsey	6	3	3	0.0/0	0
Leonard Floyd	5	3	2	2.0/18	0
Jonah Williams	5	3	2	0.0/0	0
Michael Hoecht	5	3	2	0.0/0	0
Ernest Jones	5	3	2	0.0/0	0
Field Goals	FGM/FGA	Percent	Long	Results	XP
Matt Gay	2/2	100%	55	33G, 55G	0/1
TOTAL	2/2	100%	55	33G, 55G	0/1

Passing	Comp/Att.	Yards	TDs	INTs	Rtg.
Aaron Rodgers	22/30	229	1	1	92.2
TOTAL	22/30	229	1	1	92.2
Rushing	Att.	Yards	Avg.	Long	TDs
Aaron Jones	17	90	5.3	14	0
AJ Dillon	11	36	3.3	8	2
Patrick Taylor	4	15	3.8	6	0
Aaron Rodgers	3	-3	-1/0	-1	0
TOTAL	35	138	3.9	14	2
Receiving	Rec.	Yards	Avg.	Long	TDs
Romeo Dobbs	5	55	11.0	23	0
Christian Watson	4	46	11.5	15	0
Aaron Jones	4	36	9.0	25	1
AJ Dillon	3	35	11.7	17	0
Randall Cobb	3	32	10.7	14	0
Marcedes Lewis	1	14	14.0	14	0
Allen Lazard	1	7	7.0	7	0
Robert Tonyan	1	4	4.0	4	0
TOTAL	22	229	10.4	25	1
Top Defense	Total	Solo	Asst.	Sck/Yrds	Int
Rasul Douglas	8	7	1	0.0/0	1
Quay Walker	5	5	0	1.0/9	0
DeVondre Campbell	4	2	2	0.0/0	0
Keisean Nixon	3	3	0	0.0/0	0
Preston Smith	3	2	1	2.0/14	0
Kingsley Enagbare	2	2	0	1.0/1	0
Adrian Amos	2	2	0	0.0/0	0
Justin Hollins	2	1	1	0.5/3	0
Devonte Wyatt	2	1	1	0.5/3	0
Field Goals	FGM/FGA	Percent	Long	Results	XP
Mason Crosby	1/1	100%	34	34G	1/1
TOTAL	1/1	100%	34	34G	1/1



Team Statistics



Team Stats	Rams	Packers
First Downs.....	13	27
3rd-Down Eff (Made/Att./Pct.)	4/11/36.7%	4/9/44.4%
4th-Down Eff (Made/Att./Pct.)	0/0/0%	2/2/100%
Total Yards	156	345
Total Plays	43	68
Yards Per Play	3.6	5.1
Rushes/Yards	17/72	35/138
Passing Yards	111	229
Pass Completions/Attempts	12/21	22/30
Had Intercepted	1	1
Sacked/Yards Lost	5/27	3/22
Punts/Average	4/37.8	1/37.0
Penalties/Yards	8/76	4/80
Fumbles/Lost	1/0	2/1
Possession Time	22:41	37:19



Game Summaries



4-11

WEEK 16

Denver Broncos 14, Los Angeles Rams 51
71,525•SoFi Stadium•12/25/22



5-10

Denver Broncos.....	3	3	0	8	-	14
Los Angeles Rams.....	17	14	3	17	-	51



Scoring Drives



Team	Quarter	Time	Scoring Play	DEN	LAR
LAR	1	8:26	Matt Gay 55-yard field goal (11-38, 6:34)	0	3
LAR	1	6:19	Tyler Higbee 9-yard pass from Baker Mayfield (Matt Gay PAT)(3-34, 1:16)	0	10
LAR	1	4:45	Cam Akers 2-yard run (Matt Gay PAT)(2-11, 0:27)	0	17
DEN	1	0:39	Brandon McManus 54-yard field goal (8-39, 4:06)	3	17
LAR	2	9:42	Tyler Higbee 7-yard pass from Baker Mayfield (Matt Gay PAT)(11-75, 5:57)	3	24
LAR	2	1:06	Cam Akers 2-yard run (Matt Gay PAT)(12-90, 6:06)	3	31
DEN	2	0:00	Brandon McManus 49-yard field goal (7-44, 1:06)	6	31
LAR	3	3:49	Matt Gay 30-yard field goal (15-68, 9:08)	6	34
LAR	4	12:31	Cam Akers 4-yard run (Matt Gay PAT)(8-60, 4:47)	6	41
DEN	4	8:30	Greg Dulcich 11-yard pass from Russell Wilson (Latavius Murray run for two-point conversion)(12-75, 4:01)	14	41
LAR	4	6:16	Matt Gay 53-yard field goal (4-6, 2:14)	14	44
LAR	4	4:08	Cobie Durant 85-yard interception return (Matt Gay PAT)(9-52, 2:08)	14	51



Denver Broncos



Los Angeles Rams



Passing	Comp/Att.	Yards	TDs	INTs	Rtg.
Russell Wilson	15/27	214	1	3	54.2
Brett Rypien	4/8	45	0	1	27.6
TOTAL	19/35	219	1	4	48.1
Rushing	Att.	Yards	Avg.	Long	TDs
Latavius Murray	8	34	4.3	10	0
Chase Edmonds	6	31	5.2	25	0
Marlon Mack	4	22	5.5	7	0
Russell Wilson	2	17	8.5	25	0
TOTAL	20	104	5.2	25	0
Receiving	Rec.	Yards	Avg.	Long	TDs
Jerry Jeudy	6	117	19.5	36	0
Courtland Sutton	5	64	12.8	20	0
Greg Dulcich	4	39	9.8	11	1
Chase Edmonds	2	22	11.0	19	0
Freddie Swain	1	11	11.0	11	0
Latavius Murray	1	6	6.0	6	0
TOTAL	19	259	13.6	36	1
Top Defense	Total	Solo	Asst.	Sck/Yrds	Int
Alex Singleton	20	13	7	0.0/0	0
Josey Jewell	10	5	5	0.0/0	0
Justin Simmons	9	6	3	0.0/0	0
Jonathon Cooper	7	3	4	0.0/0	0
K'Wuan Williams	5	3	2	0.0/0	0
Damarri Mathis	5	3	2	0.0/0	0
Jonathan Harris	4	2	2	0.0/0	0
DeShawn Williams	3	3	0	0.0/0	0
Kareem Jackson	3	1	2	0.0/0	0
Eyioma Uwazurike	2	2	0	0.0/0	0
Pat Surtain II	2	2	0	0.0/0	0
Randy Gregory	2	1	1	0.0/0	0
Field Goals	FGM/FGA	Percent	Long	Results	XP
Brandon McManus	2/2	100%	54	54G,49G	0/0
TOTAL	2/2	100%	54	54G,49G	0/0

Passing	Comp/Att.	Yards	TDs	INTs	Rtg.
Baker Mayfield	24/28	230	2	0	124.7
TOTAL	24/28	230	2	0	124.7
Rushing	Att.	Yards	Avg.	Long	TDs
Cam Akers	23	118	5.1	21	3
Malcolm Brown	2	19	9.5	17	0
Kyren Williams	6	18	3.0	7	0
Brandon Powell	2	3	1.5	3	0
Baker Mayfield	2	2	1.0	2	0
Bryce Perkins	1	-2	-2.0	-2	0
TOTAL	36	158	4.4	21	3
Receiving	Rec.	Yards	Avg.	Long	TDs
Tyler Higbee	9	94	10.4	21	2
Byrcen Hopkins	3	57	19.0	22	0
Cam Akers	2	29	14.5	17	0
Van Jefferson	3	19	6.3	11	0
Tutu Atwell	2	14	7.0	7	0
Brandon Powell	3	12	4.0	8	0
Kyren Williams	1	3	3.0	3	0
Malcolm Brown	1	2	2.0	2	0
TOTAL	24	230	9.6	22	2
Top Defense	Total	Solo	Asst.	Sck/Yrds	Int
Bobby Wagner	8	5	3	1.0/4	1
Russ Yeast	6	3	3	0.0/0	0
Troy Hill	6	2	4	0.0/0	0
Jalen Ramsey	5	4	1	0.0/0	1
Larrell Murchison	4	4	0	2.0/18	0
Michael Hoecht	3	2	1	1.5/9	0
Jonah Williams	3	2	1	0.5/3	0
Leonard Foyd	2	2	0	1.0/9	0
Cobie Durant	1	1	0	0.0/0	2
Field Goals	FGM/FGA	Percent	Long	Results	XP
Matt Gay	3/3	100%	55	55G,30G,53G	6/6
TOTAL	3/3	100%	55	55G,30G,53G	6/6



Team Statistics



Team Stats	Broncos	Rams
First Downs.....	18	26
3rd-Down Eff (Made/Att./Pct.)	3/10/30%	6/10/60%
4th-Down Eff (Made/Att./Pct.)	1/3/33.3%	1/1/100%
Total Yards	323	388
Total Plays	61	64
Yards Per Play	5.3	6.1
Rushes/Yards	20/104	36/158
Passing Yards	219	230
Pass Completions/Attempts	19/35	24/28
Had Intercepted	4	0
Sacked/Yards Lost	6.0/40	0.0/0
Punts/Average	2/50.0	0/0.0
Penalties/Yards	6/55	3/6
Fumbles/Lost	0/0	1/0
Possession Time	23:25	26:35



Los Angeles Rams

Roster



Rams Alphabetical Roster



NO.	PLAYER	POS	HT	WT	DOB	AGE	EXP	COLLEGE	H.S. HOMETOWN	ACQUIRED
63	Aboushi, Oday	OG	6-5	315	6/5/1991	31	7	Virginia	Brooklyn, New York	FA-'22
3	Akers, Cam	RB	5-10	217	6/22/1999	23	2	Florida State	Clinton, Miss.	D2A-'20
55	Allen, Brian	OC	6-2	303	10/11/1995	27	5	Michigan State	Hinsdale, Ill.	D4A-'18
61	Arcuri, AJ	OT	6-7	320	8/13/1997	25	R	Michigan State	Powell, OH	D7C-'22
15	Atwell, Tutu	WR	5-9	165	10/7/1999	23	2	Louisville	Miami, Fla.	D2-'21
41	Brown, Malcolm	RB	5-11	225	5/15/1993	29	7	Texas	Biloxi, Mississippi	FA-'22
95	Brown III, Bobby	DT	6-4	324	8/7/2000	22	2	Texas A&M	Arlington, Texas	D4A-'21
90	Brown IV, Earnest	DE	6-5	270	1/8/1999	23	1	Northwestern	Aubrey, Texas	D5-'21
93	Copeland, Marquise	DT	6-2	287	5/9/1997	25	2	Cincinnati	Cleveland, Ohio	UDFA-'19
11	Dixon, Riley	P	6-4	221	8/24/1993	29	7	Syracuse	Oneida, N.Y.	FA-'22
99	Donald, Aaron	DT	6-1	280	5/23/1991	31	9	Pittsburgh	Pittsburgh, Pa.	D1B-'14
14	Durant, Cobie	DC	5-11	180	2/9/1998	24	R	South Carolina State	Lamar, SC	D4-'22
71	Evans, Bobby	OT	6-4	312	3/24/1997	25	4	Oklahoma	Allen, Texas	D3C-'19
54	Floyd, Leonard	LB	6-5	240	9/8/1992	30	7	Georgia	Eastman, Ga.	FA-'20
91	Gaines, Greg	DT	6-1	312	5/6/1996	26	4	Washington	La Habra, Calif.	D4-'19
8	Gay, Matt	K	6-0	232	3/15/1994	28	4	Utah	Orem, Utah	FA-'20
44	Hardy, Daniel	LB	6-3	240	12/15/1998	24	R	Montana State	Beaverton, OR	D7A-'22
79	Havenstein, Rob	OT	6-8	330	5/13/1992	30	8	Wisconsin	Mount Airy, Md.	D2-'15
89	Higbee, Tyler	TE	6-6	255	1/1/1993	29	7	Western Kentucky	Clearwater, Fla.	D4A-'16
2	Hill, Troy	DC	5-11	180	8/29/1991	31	6	Oregon	Ventura, Calif.	T(CLE)-'22
97	Hoecht, Michael	DT	6-4	310	10/5/1997	25	2	Brown	Oakwood, Ohio	UDFA-'20
88	Hopkins, Brycen	TE	6-4	245	3/27/1997	25	3	Purdue	Nashville, Tenn.	D4-'20
32	Howard, Travin	LB	6-1	219	5/10/1996	26	3	Texas Christian	Longview, Texas	D7A-'18
12	Jefferson, Van	WR	6-1	200	7/26/1996	26	3	Florida	Brentwood, Tenn.	D2B-'20
38	Jolly, Shaun	DC	5-9	180	10/17/1998	24	R	Appalachian State	Stone Mountain, GA	FA-'22
53	Jones, Ernest	LB	6-2	230	11/22/1999	23	2	South Carolina	Waycross, Ga.	D3-'21
6	Kendrick, Derion	DC	6-0	190	8/24/2000	22	R	Georgia	Rock Hill, SC	D6B-'22
37	Lake, Quentin	DS	6-1	201	1/29/1999	23	R	UCLA	Santa Ana, Calif.	D6A-'22
22	Long Jr., David	DB	5-11	196	2/6/1998	24	4	Michigan	Los Angeles, Calif.	D3B-'19
17	Mayfield, Baker	QB	6-1	215	4/14/1995	27	5	Oklahoma	Austin, Texas	W(Car)-'22
82	McCutcheon, Lance	WR	6-3	202	2/28/1999	23	R	Montana State	Bozeman, MT	UDFA-'22
69	Murchison, Larrell	DT	6-2	297	4/24/1997	25	3	North Carolina State	Elizabethtown, NC	W (TEN)-'22
68	Nsekhe, Ty	OT	6-8	325	10/27/1985	37	8	Texas State - San Marcos	Brooklyn, New York	FA-'22
42	Orzech, Matt	LS	6-3	245	4/12/1995	27	3	Azusa Pacific	Menifee, Calif.	W(TEN)-'21
16	Perkins, Bryce	QB	6-3	214	12/20/1996	26	1	Virginia	Queen Creek, Ariz.	UDFA-'20
19	Powell, Brandon	WR	5-8	181	9/12/1995	27	4	Florida	Deerfield Beach, Fla.	FA-'21
5	Ramsey, Jalen	DB	6-1	208	10/24/1994	28	7	Florida State	Smyrna, Tenn.	T(JAX)-'19
24	Rapp, Taylor	DB	6-0	208	12/22/1997	25	4	Washington	Bellingham, Wash.	D2-'19
30	Rivers, Ronnie	RB	5-9	195	1/31/1999	23	R	Fresno St.	Brentwood, CA	FA-'22
31	Rochell, Robert	DB	6-2	195	4/26/1998	24	2	Central Arkansas	Shreveport, La.	D4B-'21
56	Rozeboom, Christian	LB	6-2	230	1/30/1997	25	2	South Dakota State	Sioux Center, Iowa	FA-'21
33	Scott, Nick	DB	5-11	201	5/17/1995	27	4	Penn State	Fairfax, Va.	D7A-'19
65	Shelton, Coleman	OG	6-4	299	7/28/1995	27	4	Washington	Pasadena, Calif.	UDFA-'19
18	Skowronek, Ben	WR	6-3	224	6/27/1997	25	2	Notre Dame	Fort Wayne, Ind.	D7B-'21
64	Skura, Matt	OC	6-3	313	2/17/1993	29	5	Duke	Pittsburgh, PA	FA-'22
57	Thomas, Zachary	OT	6-5	300	5/26/1998	24	R	San Diego State	Carlsbad, Calif.	FA-'22
96	Thomas II, Keir	LB	6-2	275	1/25/1998	24	R	Florida State	Miami, FL	UDFA-'22
81	Trammell, Austin	WR	5-10	185	7/4/1998	24	1	Rice	Alexandria, LA	FA-'22
45	Wagner, Bobby	LB	6-0	241	6/27/1990	32	11	Utah State	Ontario, Calif.	FA-'22
92	Williams, Jonah	DT	6-5	275	8/17/1995	27	2	Weber State	Meridian, Idaho	FA-'21
23	Williams, Kyren	RB	5-9	194	8/26/2000	22	R	Notre Dame	Kirkwood, MO	D5-'22
13	Wolford, John	QB	6-1	200	10/16/1995	27	3	Wake Forest	Jacksonville, Fla.	UDFA-'19
21	Yeast, Russ	DB	5-10	195	5/8/1999	23	R	Kansas State	Greenwood, IN	D7B-'22
Reserved/Injured										
72	Anchrum Jr., Tremayne	OG	6-2	314	6/24/1998	24	2	Clemson	Powder Springs, Ga.	D7C-'20
60	Bruss, Logan	OG	6-5	309	10/6/1998	24	R	Wisconsin	Kimberly, Wis.	D3-'22
73	Edwards, David	OG	6-6	308	3/20/1997	25	4	Wisconsin	Downers Grove, Ill.	D5-'19
4	Fuller, Jordan	DB	6-2	203	3/4/1998	24	3	Ohio State	Old Tappan, N.J.	D6-'20
43	Gervase, Jake	LB	6-1	212	9/18/1995	26	1	Iowa	Davenport, Iowa	FA-'19
36	Haley, Grant	DB	5-9	190	1/6/1996	26	4	Penn State	Atlanta, Ga	FA-'21
87	Harris, Jacob	WR	6-5	211	4/16/1997	25	2	Central Florida	Palm Harbor, Fla.	D4C-'21
35	Hummel, Jacob	LB	6-1	235	1/4/1999	23	R	Iowa State	West Des Moines, IA	UDFA-'22
77	Jackson, Alaric	OT	6-7	285	7/14/1998	24	2	Iowa	Detroit, Mich.	UDFA-'21
10	Kupp, Cooper	WR	6-2	208	6/15/1993	29	6	Eastern Washington	Yakima, Wash.	D3A-'17
17	Koski, JJ	WR	6-1	195	12/27/1996	26	1	Cal Poly	Danville, Calif.	UDFA-'20
70	Noteboom, Joe	OT	6-5	321	6/19/1995	27	5	Texas Christian	Plano, Texas	D3-'18
94	Robinson, A'Shawn	DT	6-4	330	3/21/1995	27	7	Alabama	Fort Worth, Texas	FA-'20
1	Robinson II, Allen	WR	6-2	210	8/24/1993	29	9	Penn State	Detroit, Mich.	FA-'22
9	Stafford, Matthew	QB	6-3	220	2/7/1988	34	14	Georgia	Highland Park, Texas	T(DET)-'21
Designated to Return										
67	Brewer, Chandler	OT	6-6	320	6/12/1997	25	2	Middle Tennessee State	Florence, Ala.	UDFA-'19
Practice Squad										
49	Carter Jr., Roger	TE	6-2	250	3/31/1999	23	R	Georgia State	Blythewood, SC	UDFA-'22
20	Carter Jr., T.J.	DC	5-11	193	4/3/1999	23	R	Texas Christian	Nashville, TN	UDFA-'22
98	Carter, T.J.	DE	6-4	289	9/15/1998	24	R	Kentucky	Mableton, GA	FA-'22
17	Cookus, Case	QB	6-4	205	10/6/1995	27	1	Northern Arizona	Thousand Oaks, Calif.	FA-'22
59	Davis, Khalil	DT	6-1	308	8/22/1996	26	1	Nebraska	Blue Springs, Missouri	FA-'22
62	Kolone, Jeremiah	OG	6-3	316	10/23/1994	28	1	San Jose St.	Fallbrook, Calif.	FA-'21
83	Lenoir, Lance	WR	6-0	210	2/9/1995	27	1	Western Illinois	Crete, Illinois	FA-'22
46	Pinkney, Jared	TE	6-4	257	8/21/1997	25	1	Vanderbilt	Norcross, Ga	FA-'22
84	Roberson, Jaquarii	WR	6-1	190	7/28/1998	24	R	Wake Forest	Murfreesboro, NC	FA-'22
86	Sterns, Jerreth	WR	5-9	195	7/1/1999	23	R	Western Kentucky	Waxahachie, Texas	FA-'22
40	Thomas, Brayden	LB	6-3	260	3/20/1998	24	R	North Dakota State	Bismarck, ND	UDFA-'22
51	VanValkenburg, Zach	LB	6-4	263	2/17/1998	24	R	Iowa	Zeeland, Michigan	FA-'22
Practice Squad Veteran										
50	Toner, Cole	OT	6-5	310	3/13/1994	28	2	Harvard	Greenwood, Indiana	FA-'22
Practice Squad Exception										
26	LeCounte, Richard	DS	5-11	196	9/11/1998	24	1	Georgia	Riceboro, Georgia	FA-'22
International Practice Player Signing										
66	Pircher, Max	OT	6-7	300	9/7/1999	22	1	Innsbruck	Brixen, Italy	UDFA-'21



Rams Numerical Roster



NO.	PLAYER	POS	HT	WT	AGE	EXP	COLLEGE	H.S. HOMETOWN	ACQUIRED
2	Troy Hill	DC	5-11	180	31	6	Oregon	Ventura, Calif.	T(CLE)-'22
3	Cam Akers	RB	5-10	217	23	2	Florida State	Clinton, Miss.	D2A-'20
5	Jalen Ramsey	DB	6-1	208	28	7	Florida State	Smyrna, Tenn.	T(JAX)-'19
6	Derion Kendrick	DC	6-0	190	22	R	Georgia	Rock Hill, SC	D6B-'22
8	Matt Gay	K	6-0	232	28	4	Utah	Orem, Utah	FA-'20
11	Riley Dixon	P	6-4	221	29	7	Syracuse	Oneida, N.Y.	FA-'22
12	Van Jefferson	WR	6-1	200	26	3	Florida	Brentwood, Tenn.	D2B-'20
13	John Wolford	QB	6-1	200	27	3	Wake Forest	Jacksonville, Fla.	UDFA-'19
14	Cobie Durant	DC	5-11	180	24	R	South Carolina State	Lamar, SC	D4-'22
15	Tutu Atwell	WR	5-9	165	23	2	Louisville	Miami, Fla.	D2-'21
16	Bryce Perkins	QB	6-3	215	26	1	Virginia	Queen Creek, Ariz.	UDFA-'20
17	Baker Mayfield	QB	6-1	215	27	5	Oklahoma	Austin, Texas	W(Car)-'22
18	Ben Skowronek	WR	6-3	224	25	2	Notre Dame	Fort Wayne, Ind.	D7B-'21
19	Brandon Powell	WR	5-8	181	27	4	Florida	Deerfield Beach, Fla.	FA-'21
21	Russ Yeast	DB	5-10	195	23	R	Kansas State	Greenwood, IN	D7B-'22
22	David Long Jr.	DB	5-11	196	24	4	Michigan	Los Angeles, Calif.	D3B-'19
23	Kyren Williams	RB	5-9	194	22	R	Notre Dame	Kirkwood, MO	D5-'22
24	Taylor Rapp	DB	6-0	208	25	4	Washington	Bellingham, Wash.	D2-'19
30	Ronnie Rivers	RB	5-9	195	23	R	Fresno St.	Brentwood, CA	FA-'22
31	Robert Rochell	DB	6-2	195	24	2	Central Arkansas	Shreveport, La.	D4B-'21
32	Travin Howard	LB	6-1	219	26	3	Texas Christian	Longview, Texas	D7A-'18
33	Nick Scott	DB	5-11	201	27	4	Penn State	Fairfax, Va.	D7A-'19
37	Quentin Lake	DS	6-1	201	23	R	UCLA	Santa Ana, Calif.	D6A-'22
38	Shaun Jolly	DC	5-9	180	24	R	Appalachian State	Stone Mountain, GA	FA-'22
41	Malcolm Brown	RB	5-11	225	29	7	Texas	Biloxi, Mississippi	FA-'22
42	Matt Orzech	LS	6-3	245	27	3	Azusa Pacific	Menifee, Calif.	W(TEN)-'21
44	Daniel Hardy	LB	6-3	240	24	R	Montana State	Beaverton, OR	D7A-'22
45	Bobby Wagner	LB	6-0	241	32	11	Utah State	Ontario, Calif.	FA-'22
53	Ernest Jones	LB	6-2	230	23	2	South Carolina	Waycross, Ga.	D3-'21
54	Leonard Floyd	LB	6-5	240	30	7	Georgia	Eastman, Ga.	FA-'20
55	Brian Allen	OC	6-2	303	27	5	Michigan State	Hinsdale, Ill.	D4A-'18
56	Christian Rozeboom	LB	6-2	230	25	2	South Dakota State	Sioux Center, Iowa	FA-'21
57	Zachary Thomas	OT	6-5	300	24	R	San Diego State	Carlsbad, Calif.	FA-'22
61	AJ Arcuri	OT	6-7	320	25	R	Michigan State	Powell, OH	D7C-'22
63	Oday Aboushi	OG	6-5	315	31	7	Virginia	Brooklyn, New York	FA-'22
64	Matt Skura	OC	6-3	313	29	5	Duke	Pittsburgh, PA	UDFA-'16
65	Coleman Shelton	OG	6-4	299	27	4	Washington	Pasadena, Calif.	UDFA-'19
68	Ty Nsekhe	OT	6-8	325	37	8	Texas State - San Marcos	Brooklyn, New York	FA-'22
69	Larrell Murchison	DT	6-2	297	25	3	North Carolina State	Elizabethtown, NC	W (TEN)-'22
71	Bobby Evans	OT	6-4	312	25	4	Oklahoma	Allen, Texas	D3C-'19
79	Rob Havenstein	OT	6-8	330	30	8	Wisconsin	Mount Airy, Md.	D2-'15
81	Austin Trammell	WR	5-10	185	24	1	Rice	Alexandria, LA	FA-'22
82	Lance McCutcheon	WR	6-3	202	23	R	Montana State	Bozeman, MT	UDFA-'22
88	Brycen Hopkins	TE	6-4	245	25	3	Purdue	Nashville, Tenn.	D4-'20
89	Tyler Higbee	TE	6-6	255	29	7	Western Kentucky	Clearwater, Fla.	D4A-'16
90	Ernest Brown IV	DE	6-5	270	23	1	Northwestern	Aubrey, Texas	D5-'21
91	Greg Gaines	DT	6-1	312	26	4	Washington	La Habra, Calif.	D4-'19
92	Jonah Williams	DT	6-5	275	27	2	Weber State	Meridian, Idaho	FA-'21
93	Marquise Copeland	DT	6-2	287	25	2	Cincinnati	Cleveland, Ohio	UDFA-'19
95	Bobby Brown III	DT	6-4	324	22	2	Texas A&M	Arlington, Texas	D4A-'21
96	Keir Thomas II	LB	6-2	275	24	R	Florida State	Miami, FL	UDFA-'22
97	Michael Hoecht	DT	6-4	310	25	2	Brown	Oakwood, Ohio	UDFA-'20
99	Aaron Donald	DT	6-1	280	31	9	Pittsburgh	Pittsburgh, Pa.	D1B-'14
Reserved/Injured									
1	Allen Robinson II	WR	6-2	210	29	9	Penn State	Detroit, Mich.	FA-'22
4	Jordan Fuller	DB	6-2	203	24	3	Ohio State	Old Tappan, N.J.	D6-'20
9	Matthew Stafford	QB	6-3	220	34	14	Georgia	Highland Park, Texas	T(DET)-'21
10	Cooper Kupp	WR	6-2	208	29	6	Eastern Washington	Yakima, Wash.	D3A-'17
17	JJ Koski	WR	6-1	195	26	1	Cal Poly	Danville, Calif.	UDFA-'20
35	Jacob Hummel	LB	6-1	235	23	R	Iowa State	West Des Moines, IA	UDFA-'22
36	Grant Haley	DB	5-9	190	26	4	Penn State	Atlanta, Ga	FA-'21
43	Jake Gervase	LB	6-1	212	26	1	Iowa	Davenport, Iowa	FA-'19
60	Logan Bruss	OG	6-5	309	24	R	Wisconsin	Kimberly, Wis.	D3-'22
70	Joe Noteboom	OT	6-5	321	27	5	Texas Christian	Plano, Texas	D3-'18
72	Tremayne Anchrum Jr.	OG	6-2	314	24	2	Clemson	Powder Springs, Ga.	D7C-'20
73	David Edwards	OG	6-6	308	25	4	Wisconsin	Downers Grove, Ill.	D5-'19
77	Alaric Jackson	OT	6-7	285	24	2	Iowa	Detroit, Mich.	UDFA-'21
87	Jacob Harris	WR	6-5	211	25	2	Central Florida	Palm Harbor, Fla.	D4C-'21
94	A'Shawn Robinson	DT	6-4	330	27	7	Alabama	Fort Worth, Texas	FA-'20
Designated for Return									
67	Chandler Brewer	OT	6-6	320	25	2	Middle Tennessee State	Florence, Ala.	UDFA-'19
Practice Squad									
17	Case Cookus	QB	6-4	205	27	1	Northern Arizona	Thousand Oaks, Calif.	FA-'22
20	T.J. Carter Jr.	DC	5-11	193	23	R	Texas Christian	Nashville, TN	UDFA-'22
40	Brayden Thomas	LB	6-3	260	24	R	North Dakota State	Bismarck, ND	UDFA-'22
46	Jared Pinkney	TE	6-4	257	25	1	Vanderbilt	Norcross, Ga	FA-'22
49	Roger Carter Jr.	TE	6-2	250	23	R	Georgia State	Blythewood, SC	UDFA-'22
51	Zach VanValkenburg	LB	6-4	263	24	R	Iowa	Zeeland, Michigan	UDFA-'22
59	Khalil Davis	DT	6-1	308	26	1	Nebraska	Blue Springs, Missouri	FA-'22
62	Jeremiah Kolone	OG	6-3	316	28	1	San Jose St.	Fallbrook, Calif.	FA-'21
83	Lance Lenoir	WR	6-0	210	27	1	Western Illinois	Crete, Illinois	FA-'22
84	Jaquarii Roberson	WR	6-1	190	24	R	Wake Forest	Murfreesboro, NC	FA-'22
86	Jerrett Starns	WR	5-9	195	23	R	Western Kentucky	Waxahachie, Texas	FA-'22
98	T.J. Carter	DE	6-4	289	24	R	Kentucky	Mableton, GA	FA-'22
Practice Squad Veteran									
50	Cole Toner	OT	6-5	310	28	2	Harvard	Greenwood, Indiana	FA-'22
Practice Squad Exception									
26	Richard LeCounte	DS	5-11	196	24	1	Georgia	Riceboro, Georgia	FA-'22
International Practice Player Signing									
66	Max Pircher	OT	6-7	300	22	1	Innsbruck	Brixen, Italy	UDFA-'21



Rams Depth Chart



Underlined denotes rookies

OFFENSE

WR	15	Tutu Atwell		82	<u>Lance McCutcheon</u>		81	Austin Trammell		
TE	89	Tyler Higbee		88	Brycen Hopkins					
LT	<u>61</u>	<u>AJ Arcuri</u>	or	68	Ty Nsekhe					
LG	64	Matt Skura		71	Bobby Evans					
C	55	Brian Allen								
RG	65	Coleman Shelton		63	Oday Aboushi		<u>57</u>	<u>Zachary Thomas</u>		
RT	79	Rob Havenstein								
WR	12	Van Jefferson		18	Ben Skowronek		19	Brandon Powell		
QB	17	Baker Mayfield		13	John Wolford		16	Bryce Perkins		
RB	3	Cam Akers		<u>23</u>	<u>Kyren Williams</u>		<u>30</u>	<u>Ronnie Rivers</u>	41	Malcolm Brown

DEFENSE

DE	93	Marquise Copeland		92	Jonah Williams		90	Earnest Brown IV		
NT	91	Greg Gaines		95	Bobby Brown III					
DT	99	Aaron Donald		69	Larrell Murchison					
OLB	<u>44</u>	<u>Daniel Hardy</u>		<u>96</u>	<u>Keir Thomas II</u>					
OLB	54	Leonard Floyd		97	Michael Hoecht					
ILB	53	Ernest Jones		32	Travin Howard					
ILB	45	Bobby Wagner		56	Christian Rozeboom					
LCB	<u>6</u>	<u>Derion Kendrick</u>		31	Robert Rochell					
RCB	5	Jalen Ramsey		22	David Long Jr.		<u>14</u>	<u>Cobie Durant</u>	<u>38</u>	<u>Shaun Jolly</u>
NCB	2	Troy Hill								
SS	24	Taylor Rapp		<u>21</u>	<u>Russ Yeast</u>					
FS	33	Nick Scott		<u>37</u>	<u>Quentin Lake</u>					

SPECIALISTS

P	11	Riley Dixon
K	8	Matt Gay
H	11	Riley Dixon
LS	42	Matt Orzech
PR	19	Brandon Powell
KR	19	Brandon Powell





How The Rams Were Built



	DRAFTEES (24)		FREE AGENTS (24)		TRADES/WAIVERS (5)	
2022	DC	Cobie Durant (4)	P	Riley Dixon (FA)	CB	Troy Hill T(CLE)-'22
	DS	Russ Yeast (7b)	LB	Bobby Wagner (FA)	QB	Baker Mayfield W(Car)-'22
	RB	Kyren Williams (5)	WR	Lance McCutcheon (UDFA)	DT	Larrell Murchison W(TEN)-'22
	DS	Quentin Lake (6a)	OT	Ty Nsekhe (FA)		
	LB	Daniel Hardy (7a)	DT	Oday Aboushi (FA)		
			OC	Matt Skura (FA)		
			OT	Zachary Thomas (FA)		
			OT	A.J. Arcuri (FA)		
			RB	Ronnie Rivers (FA)		
			LB	Keir Thomas II (UDFA)		
			WR	Austin Trammell (FA)		
			RB	Malcolm Brown (FA)		
			DE	Earnest Brown IV (FA)		
2021	WR	Tutu Atwell (2)	WR	Brandon Powell (FA)	LS	Matt Orzech W(TEN)
	LB	Ernest Jones (3)	LB	Christian Rozeboom (FA)		
	DT	Bobby Brown III (4a)	DT	Jonah Williams (FA)		
	DB	Robert Rochell (4b)	DC	Shaun Jolly (FA)		
	WR	Ben Skowronek (7b)				
2020	RB	Cam Akers (2a)	K	Matt Gay (FA)		
	WR	Van Jefferson (2b)	LB	Leonard Floyd (FA)		
	TE	Brycen Hopkins (4)	QB	Bryce Perkins (UDFA)		
	OG	Tremayne Anchrum Jr. (7c)	DT	Michael Hoecht (UDFA)		
2019	DB	Taylor Rapp (2)				
	DB	David Long Jr. (3b)	QB	John Wolford (UDFA)	DB	Jalen Ramsey T (JAX)
	OT	Bobby Evans (3c)	DT	Marquise Copeland (UDFA)		
	DT	Greg Gaines (4)	OG	Coleman Shelton (UDFA)		
	DB	Nick Scott (7a)				
2018	OC	Brian Allen (4a)				
	LB	Travin Howard (7a)				
2016	TE	Tyler Higbee (4a)				
2015	OT	Rob Havenstein (2)				
2014	DT	Aaron Donald (1b)				



Rams Starters/Actives



OFFENSE

	WR	LT	LG	C	RG	RT	WR	WR	QB	TE	RB
vs Buf 9/8	Al. Robinson	J. Noteboom	D. Edwards	B. Allen	C. Shelton	R. Havenstein	B. Skowronek	C. Kupp	M. Stafford	T. Higbee	D. Henderson
vs Atl 9/18	Al. Robinson	J. Noteboom	D. Edwards	C. Shelton	T. Anchrum	R. Havenstein	B. Skowronek	C. Kupp	M. Stafford	T. Higbee	D. Henderson
at Ari 9/25	Al. Robinson	J. Noteboom	D. Edwards	C. Shelton	A. Jackson	R. Havenstein	B. Skowronek	C. Kupp	M. Stafford	T. Higbee	D. Henderson
at SF 10/3	Al. Robinson	J. Noteboom	B. Evans	C. Shelton	A. Jackson	R. Havenstein	B. Skowronek	C. Kupp	M. Stafford	T. Higbee	C. Akers
vs Dal 10/9	Al. Robinson	J. Noteboom	D. Edwards	J. Kolone	A. Jackson	R. Havenstein	B. Skowronek	C. Kupp	M. Stafford	T. Higbee	C. Akers
vs Car 10/16	Al. Robinson	J. Noteboom	B. Evans	J. Kolone	A. Jackson	R. Havenstein	B. Powell	C. Kupp	M. Stafford	T. Higbee	D. Henderson
vs SF 10/30	Al. Robinson	A. Jackson	B. Evans	B. Allen	O. Aboushi	R. Havenstein	V. Jefferson	C. Kupp	M. Stafford	T. Higbee	R. Rivers
at TB 11/6	Al. Robinson	A. Jackson	B. Evans	B. Allen	C. Brewer	R. Havenstein	V. Jefferson	C. Kupp	M. Stafford	T. Higbee	D. Henderson
vs Ari 11/13	Al. Robinson	T. Nsekhe	C. Shelton	B. Allen	C. Brewer	R. Havenstein	B. Skowronek	C. Kupp	J. Wolford	T. Higbee	D. Henderson
at NO 11/20	Al. Robinson	T. Nsekhe	M. Skura	C. Shelton	O. Aboushi	R. Havenstein	B. Skowronek	V. Jefferson	M. Stafford	T. Higbee	D. Henderson
at KC 11/27	L. McCutcheon	A. Arcuri	M. Skura	C. Shelton	O. Aboushi	R. Havenstein	B. Skowronek	B. Powell	B. Perkins	T. Higbee	C. Akers
vs Sea 12/4	T. Atwell	T. Nsekhe	M. Skura	B. Allen	C. Shelton	R. Havenstein	B. Skowronek	V. Jefferson	J. Wolford	T. Higbee	C. Akers
vs LV 12/8	T. Atwell	T. Nsekhe	M. Skura	B. Allen	C. Shelton	R. Havenstein	B. Skowronek	V. Jefferson	J. Wolford	T. Higbee	C. Akers
at GB 12/19	B. Powell	T. Nsekhe	M. Skura	B. Allen	C. Shelton	R. Havenstein	B. Skowronek	V. Jefferson	B. Mayfield	T. Higbee	C. Akers
vs Den 12/25	B. Powell	T. Nsekhe	M. Skura	C. Shelton	O. Aboushi	R. Havenstein	T. Atwell	V. Jefferson	B. Mayfield	T. Higbee	C. Akers
at LAC 1/1											
at Sea 1/8											

DEFENSE

	DE/DT	DB/OLB/ILB/LB	DT	NT/DB/CB/DT	OLB	ILB/DT/NT	ILB	LCB/CB/LB/OLB	RCB	SS/S	FS
vs Buf 9/8	As. Robinson	J. Fuller	A. Donald	G. Gaines	L. Floyd	E. Jones	B. Wagner	T. Hill	J. Ramsey	T. Rapp	N. Scott
vs Atl 9/18	As. Robinson	J. Hollins	A. Donald	G. Gaines	L. Floyd	E. Jones	B. Wagner	T. Hill	J. Ramsey	T. Rapp	N. Scott
at Ari 9/25	As. Robinson	J. Hollins	A. Donald	G. Gaines	L. Floyd	E. Jones	B. Wagner	D. Kendrick	J. Ramsey	T. Rapp	N. Scott
at SF 10/3	As. Robinson	J. Hollins	A. Donald	G. Gaines	L. Floyd	E. Jones	B. Wagner	D. Kendrick	J. Ramsey	T. Rapp	N. Scott
vs Dal 10/9	As. Robinson	G. Haley	A. Donald	G. Gaines	L. Floyd	M. Copeland	B. Wagner	D. Kendrick	J. Ramsey	T. Burgess	N. Scott
vs Car 10/16	As. Robinson	J. Hollins	A. Donald	D. Long	L. Floyd	M. Copeland	B. Wagner	D. Kendrick	J. Ramsey	T. Rapp	N. Scott
vs SF 10/30	As. Robinson	E. Jones	A. Donald	T. Hill	L. Floyd	M. Copeland	B. Wagner	D. Kendrick	J. Ramsey	T. Rapp	N. Scott
at TB 11/6	As. Robinson	E. Jones	A. Donald	T. Hill	L. Floyd	G. Gaines	B. Wagner	J. Hollins	J. Ramsey	T. Rapp	N. Scott
vs Ari 11/13	As. Robinson	D. Long	A. Donald	T. Hill	L. Floyd	M. Copeland	B. Wagner	T. Lewis	J. Ramsey	T. Rapp	N. Scott
at NO 11/20	As. Robinson	E. Jones	A. Donald	T. Hill	L. Floyd	G. Gaines	B. Wagner	T. Lewis	J. Ramsey	T. Rapp	N. Scott
at KC 11/27	As. Robinson	D. Long	A. Donald	T. Hill	L. Floyd	G. Gaines	B. Wagner	T. Lewis	J. Ramsey	T. Rapp	N. Scott
vs Sea 12/4	As. Robinson	D. Long	M. Hoecht	J. Williams	L. Floyd	G. Gaines	B. Wagner	D. Kendrick	J. Ramsey	T. Rapp	N. Scott
vs LV 12/8	M. Copeland	E. Jones	M. Hoecht	J. Williams	L. Floyd	G. Gaines	B. Wagner	T. Hill	J. Ramsey	T. Rapp	N. Scott
at GB 12/19	B. Brown	C. Durant	M. Hoecht	J. Williams	L. Floyd	G. Gaines	B. Wagner	T. Hill	J. Ramsey	T. Rapp	N. Scott
vs Den 12/25	E. Brown	E. Jones	M. Hoecht	J. Williams	L. Floyd	G. Gaines	B. Wagner	T. Hill	J. Ramsey	T. Rapp	N. Scott
at LAC 1/1											
at Sea 1/8											

SPECIALISTS

	K	P	LS								
vs Buf 9/8	M. Gay	R. Dixon	M. Orzech	vs Buf 9/8	D. Kendrick	V. Jefferson	B. Perkins	R. Yeast	L. McCutcheon		
vs Atl 9/18	M. Gay	R. Dixon	M. Orzech	vs Atl 9/18	D. Kendrick	V. Jefferson	B. Perkins	R. Yeast	L. McCutcheon	B. Allen	
at Ari 9/25	M. Gay	R. Dixon	M. Orzech	at Ari 9/25	J. Fuller	D. Durant	B. Perkins	D. Long	S. Jolly	B. Allen	
at SF 10/3	M. Gay	R. Dixon	M. Orzech	at SF 10/3	D. Durant	T. Atwell	B. Perkins	D. Long	S. Jolly	B. Allen	D. Edwards
vs Dal 10/9	M. Gay	R. Dixon	M. Orzech	vs Dal 10/9	D. Durant	B. Perkins	D. Long	T. Rapp	B. Allen	L. McCutcheon	
vs Car 10/16	M. Gay	R. Dixon	M. Orzech	vs Car 10/16	C. Akers	J. Wolford	D. Durant	S. Jolly	B. Allen	L. McCutcheon	
vs SF 10/30	M. Gay	R. Dixon	M. Orzech	vs SF 10/30	C. Akers	B. Perkins	S. Jolly	L. McCutcheon	K. Blanton	B. Brown	
at TB 11/6	M. Gay	R. Dixon	M. Orzech	at TB 11/6	T. Atwell	B. Perkins	T. Burgess	S. Jolly	L. McCutcheon	K. Blanton	B. Brown
vs Ari 11/13	M. Gay	R. Dixon	M. Orzech	vs Ari 11/13	M. Stafford	T. Atwell	T. Howard	S. Jolly	A. Jackson	G. Gaines	
at NO 11/20	M. Gay	R. Dixon	M. Orzech	at NO 11/20	J. Wolford	T. Howard	S. Jolly	B. Allen	Z. Thomas	J. Williams	
at KC 11/27	M. Gay	R. Dixon	M. Orzech	at KC 11/27	Al. Robinson	M. Stafford	T. Howard	B. Allen	T. Nsekhe		
vs Sea 12/4	M. Gay	R. Dixon	M. Orzech	vs Sea 12/4	T. Hill	T. Howard	T. Lewis	B. Evans	L. McCutcheon	A. Donald	
vs LV 12/8	M. Gay	R. Dixon	M. Orzech	vs LV 12/8	D. Long	R. Rivers	T. Howard	S. Jolly	T. Lewis	B. Evans	A. Donald
at GB 12/19	M. Gay	R. Dixon	M. Orzech	at GB 12/19	J. Wolford	D. Long	T. Howard	L. Murchison	B. Evans	M. Copeland	A. Donald
vs Den 12/25	M. Gay	R. Dixon	M. Orzech	vs Den 12/25	J. Wolford	B. Skowronek	T. Howard	S. Jolly	B. Allen	M. Copeland	A. Donald
at LAC 1/1				at LAC 1/1							
at Sea 1/8				at Sea 1/8							

INACTIVES



Los Angeles Rams

Player Pages



63 Oday Aboushi



Guard • Virginia • Brooklyn, NY.

Ht./Wt.: 6-5/315

NFL Exp.: 10th (1st Rams)

GP/GS, (Playoffs): 83/51, (2/0)

Birth Date: 6/5/1995

Acquired: FA-'22

Aboushi's Career Games/Starts:

Year	Teams	GP/GS
2022	Los Angeles Rams	13/4
2022	Los Angeles Chargers	0/0
2021	Los Angeles Chargers	5/5
2020	Detroit Lions	16/8
2019	Detroit Lions	7/2
2018	Arizona Cardinals	8/6
2017	Seattle Seahawks	8/8
2016	Houston Texans	4/3
2015	Houston Texans	7/5
2014	New York Jets	15/10
2013	New York Jets	0/0
	<i>Postseason</i>	<i>2/0</i>
Totals		83/51
Postseason		2/0

3

Cam Akers



Running Back • Florida State • Clinton, Miss.

Ht./Wt.: 5-10/217

NFL Exp.: 2 (2nd Rams)

GP/GS, (Playoffs): 27/12, (6/5)

Birth Date: 6/22/1999

Acquired: D2A-'20 (No. 52 Overall)



Cam Akers, NFL Statistics



Regular Season

Year	Team	GP/GS	No.	Receiving				TD	Att.	Rushing			TD
				Yards	Avg.	Long	Yards			Avg.	Long		
2020	Los Angeles Rams	13/5	11	123	11.2	38	1	145	625	4.3	61	2	
2021	Los Angeles Rams	1/0	3	10	3.33	6	0	5	3	0.6	2	0	
2022	Los Angeles Rams	13/7	9	83	9.2	18	0	148	559	3.8	21	7	
Totals		27/12	23	216	9.4	38	1	298	1,187	4.0	61	9	

Postseason

Year	Team	GP/GS	No.	Receiving				TD	Att.	Rushing			TD
				Yards	Avg.	Long	Yards			Avg.	Long		
2020	Los Angeles Rams	2/2	3	51	17.0	44	0	46	221	4.8	20	2	
2021	Los Angeles Rams	4/3	8	76	9.5	40	0	67	172	2.6	15	0	
Totals		6/5	11	127	11.5	44	0	46	221	4.8	20	2	



Cam Akers, Game-By-Game



2022 Los Angeles Rams

Game	W/L	P/S	Receiving				TD	Rushing				TD	
			No.	Yards	Avg.	Long		Att.	Yards	Avg.	Long		
Bur 9/8	L	1/0	0	0	0	0	3	0	0	0	0	0	
Atl 9/18	W	1/0	2	18	9.0	10	0	15	44	2.9	8	0	
at Ari 9/25	W	1/0	0	0	0	0	12	61	5.1	14t	1	0	
at SF 10/3	L	1/1	0	0	0	0	8	13	1.6	6	0	0	
Dal 10/9	L	1/1	0	0	0	0	13	33	2.5	13	0	0	
Car 10/16	W					Inactive							
SF 10/30	L					Inactive							
at TB 11/6	L	1/0	0	0	0	0	5	3	0.6	2	0	0	
Ari 11/13	L	1/0	0	0	0	0	6	22	3.7	10	0	0	
at NO 11/20	L	1/0	0	0	0	0	14	61	4.4	13	0	0	
at KC 11/27	L	1/1	0	0	0	0	8	37	4.6	15	0	0	
Sea 12/4	L	1/1	1	0	0	0	17	60	3.5	13	2	1	
LV 12/8	W	1/1	1	1	1	1	12	42	3.5	9	1	0	
at GB 12/19	L	1/1	3	35	11.7	18	0	12	65	5.4	19	0	
Den 12/25	W	1/1	2	29	14.5	17	0	23	118	5.1	21	3	
at Lac 1/1/23													
at Sea TBD													
Totals		5-10	13/7	9	83	9.2	18	0	148	559	3.8	21	7

2021 Los Angeles Rams

Game	W/L	P/S	Receiving				TD	Rushing				TD	
			No.	Yards	Avg.	Long		Att.	Yards	Avg.	Long		
Chi 9/12	W												
at Ind 9/19	W												
TB 9/26	W												
Ari 10/3	L												
at Sea 10/7	W												
at NYG 10/17	W												
Det 10/24	W												
at Hou 10/31	W												
Ten 11/7	L												
at SF 11/15	L												
at GB 11/28	L												
Jax 12/5	W												
at Ari 12/13	W												
Sea 12/21	W												
at Min 12/26	W												
at Bal	W												
SF 1/9/22	L	1/0	3	10	3.33	6	0	5	3	0.6	2	0	
Totals		12-5	1/0	3	10	3.33	6	0	5	3	0.6	2	0

2021 Postseason

Game	W/L	P/S	Receiving				TD	Rushing				TD	
			No.	Yards	Avg.	Long		Att.	Yards	Avg.	Long		
Ari 1/17/22 *	W	1/0	1	40	40.0	40	0	17	55	3.24	15	0	
at TB 1/23/22^	W	1/1	3	20	6.67	9	0	24	48	2.00	9	0	
SF 1/30/22 ~	W	1/1	1	2	2.0	2	0	13	48	3.69	14	0	
Cin 2/13/22 +	W	1/1	3	14	4.67	7	0	13	21	1.62	8	0	
Totals		4-0	4/3	8	76	9.5	40	0	67	172	4.8	20	2

* Denotes NFC Wild Card Game, ^ Denotes NFC Divisional Round,

~ Denotes NFC Championship, + Denotes Super Bowl



Cam Akers, Game-By-Game



2020 Los Angeles Rams

Game	W/L	P/S	Receiving				Rushing					
			No.	Yards	Avg.	Long	TD	Att.	Yards	Avg.	Long	TD
Dal 9/13	W	1/1	1	4	4.0	4	0	14	39	2.8	6	0
at Phi 9/20	W	1/1	0	0	0.0	0	0	3	13	4.3	5	0
at Buf 9/27	L											
NYG 10/4	W											
at Was 10/11	W	1/0	0	0	0.0	0	0	9	61	6.8	46	0
at SF 10/18	L	1/0	0	0	0.0	0	0	0	0	0.0	0	0
Chi 10/26	W	1/0	0	0	0.0	0	0	0	0	0.0	0	0
at Mia 11/1	L	1/0	1	19	19.0	0	0	9	35	3.9	10	0
Sea 11/15	W	1/0	0	0	0.0	0	0	10	38	3.8	17	0
at TB 11/23	W	1/0	1	4	4.0	4t	1	5	15	3.0	11	0
SF 11/29	L	1/0	0	0	0.0	0	0	9	84	9.3	61	1
at Ari 12/6	W	1/0	1	22	22.0	22	0	21	72	3.4	12	1
NE 12/10	W	1/1	2	23	11.5	16	0	29	171	5.9	35	0
NYJ 12/19	L	1/1	1	-1	-1.0	0	0	15	63	4.2	11	0
at Sea 12/27	L											
Ari 1/3/21	W	1/1	4	52	13.0	38	0	21	34	1.6	10	0
Totals	10-6	13/5	11	123	11.2	38	1	145	625	4.3	61	2

2020 Postseason

Game	W/L	P/S	Receiving				Rushing					
			No.	Yards	Avg.	Long	TD	Att.	Yards	Avg.	Long	TD
at Sea 1/9/21 *	W	1/1	2	45	22.5	44	0	28	131	4.7	20	1
at GB 1/16/21 ^	L	1/1	1	6	6.0	6	0	18	90	5.0	13	1
Totals	1-1	2/2	3	51	17.0	44	0	46	221	4.8	20	2

* Denotes NFC Wild Card Game, ^ Denotes NFC Divisional Round

Game	W/L	P/S	Receiving				Rushing					
			No.	Yards	Avg.	Long	TD	Att.	Yards	Avg.	Long	TD
Dal 9/13	W	1/1	1	4	4.0	4	0	14	39	2.8	6	0
at Phi 9/20	W	1/1	0	0	0.0	0	0	3	13	4.3	5	0



55 Brian Allen



Center • Michigan St. • Hinsdale, Ill.

Ht./Wt.: **6-2/303**

NFL Exp.: **5 (5th Rams)**

GP/GS, (Playoffs): **45/32, (7/4)**

Birth Date: **10/11/1995**

Acquired: **D4A-'18 (No. 111 Overall)**

Allen's Career Games/Starts:

Year	Teams	GP/GS
2022	Los Angeles Rams	7/7
2021	Los Angeles Rams	16/16
2020	Los Angeles Rams	0/0
2019	Los Angeles Rams	9/9
2018	Los Angeles Rams	13/0
	<i>Postseason</i>	<i>7/4</i>
Totals		45/32
Postseason		7/4



72 Tremayne Anchrum Jr.



Offensive Line • Clemson • Powder Springs, Ga.

Ht./Wt.: 6-2/314

NFL Exp.: 2nd (2nd Rams)

GP/GS, (Playoffs): 14/1, (1/0)

Birth Date: 6/24/1998

Acquired: D7C-'20 (No. 250 Overall)

Anchrum's Career Games/Starts:

Year	Teams	GP/GS
2022	Los Angeles Rams	2/1
2021	Los Angeles Rams	0/0
2020	Los Angeles Rams	12/0
	<i>Postseason</i>	<i>1/0</i>
Totals		14/1
Postseason		1/0



61 A.J. Arcuri



Offensive Line • Michigan State • Powell, OH

Ht./Wt.: **6-7/320**
NFL Exp.: **Rookie**
GP/GS, (Playoffs): **6/1, (0/0)**
Birth Date: **8/13/1997**
Acquired: **D7C-'22 (No. 261 Overall)**

Arcuri's Career Games/Starts:

Year	Teams	GP/GS
2022	Los Angeles Rams	6/1
Totals		6/1

15 TuTu Atwell



Wide Receiver • Louisville • Miami, Fla.

Ht./Wt.: **5-9/165**
 NFL Exp.: **2 (2nd Rams)**
 GP/GS, (Playoffs): **19/3, (0/0)**
 Birth Date: **10/7/1999**
 Acquired: **D2-'21 (No. 57 Overall)**



TuTu Atwell, NFL Statistics



Regular Season

Year	Team	GP/GS	No.	Receiving				TD	Att.	Rushing			TD
				Yards	Avg.	Long	Yards			Avg.	Long		
2021	Los Angeles Rams	8/0	0	0	0	0	0	0	0	0	0	0	
2022	Los Angeles Rams	11/3	14	261	18.6	62t	1	8	23	2.9	9	0	
Totals		19/3	14	261	18.6	62t	1	8	23	2.9	9	0	



TuTu Atwell, Game-By-Game



2022 Los Angeles Rams

Game	W/L	P/S	Receiving					Rushing					TD
			No.	Yards	Avg.	Long	TD	Att.	Yards	Avg.	Long	TD	
Buf 9/8	L	1/0	0	0	0	0	0	0	0	0	0	0	0
Atl 9/18	W	1/0	0	0	0	0	0	0	0	0	0	0	0
at Ari 9/25	W	1/0	0	0	0	0	0	0	0	0	0	0	0
at SF 10/3	L					Inactive							
Dal 10/9	L	1/0	1	54	54	54	0	0	0	0	0	0	0
Car 10/16	W	1/0	0	0	0	0	1	9	9	9	9	0	0
SF 10/30	L					Did not play							
at TB 11/6	L					Inactive							
Ari 11/13	L					Inactive							
at NO 11/20	L	1/0	1	62	62	62t	1	0	0	0	0	0	0
at KC 11/27	L	1/0	2	23	11.5	15	0	0	0	0	0	0	0
Sea 12/4	L	1/1	2	48	24	30	0	4	23	5.8	7	0	0
LV 12/8	W	1/1	5	50	10.0	22	0	2	-5	-2.5	1	0	0
at GB 12/19	L	1/0	1	10	10.0	10	0	1	-4	-4.0	0	0	0
Den 12/25	W	1/1	2	14	7.0	7	0	0	0	0	0	0	0
at Lac 1/1/23													
at Sea TBD													
Totals		5-10	11/3	14	261	18.6	62t	1	8	23	2.9	9	0



95 Bobby Brown III



Defensive Line • Texas A&M • Arlington, Texas

Ht./Wt.: 6-4/324

NFL Exp.: 2 (2nd Rams)

GP/GS, (Playoffs): 17/1, (3/0)

Birth Date: 8/7/2000

Acquired: D4A-'21 (No. 117 Overall)



Bobby Brown III, NFL Statistics



Regular Season

Year	Team	GP/GS	Tackles			Sacks	Yards	Int.	Interceptions			PD	Fumbles		Yards
			Total	Solo	Asst.				Yards	Long	TD		FF	FR	
2021	Los Angeles Rams	10/0	1	0	1	0.0	0.0	0	0	0	0	0	0	0	0
2022	Los Angeles Rams	7/1	7	4	3	0.0	0.0	0	0	0	0	0	0	0	0
Totals		17/1	8	4	4	0.0	0.0	0	0	0	0	0	0	0	0



Bobby Brown III, Game-By-Game



2022 Los Angeles Rams

Game	W/L	P/S	T	S	A	Sk	Yds	PD	FF	FR	Yds	TD
Buf 9/8	L											
at Ari 9/25	W											
at SF 10/3	L											
Dal 10/9	L											
Car 10/16	W											
SF 10/30	L											
at TB 11/6	L											
Ari 11/13	L	1/0	1	0	1	0	0	0	0	0	0	0
at NO 11/20	L	1/0	0	0	0	0	0	0	0	0	0	0
at KC 11/27	L	1/0	1	0	1	0	0	0	0	0	0	0
Sea 12/4	L	1/0	1	1	0	0	0	0	0	0	0	0
LV 12/8	W	1/0	1	1	0	0	0	0	0	0	0	0
at GB 12/19	L	1/1	1	0	1	0	0	0	0	0	0	0
Den 12/25	W	1/0	2	2	0	0	0	0	0	0	0	0
at Lac 1/1/23												
at Sea TBD												
Totals	5-10	7/1	7	4	3	0	0	0	0	0	0	0

2021 Los Angeles Rams

Game	W/L	P/S	T	S	A	Sk	Yds	PD	FF	FR	Yds	TD
Chi 9/12	W											
at Ind 9/19	W											
TB 9/26	W											
Ari 10/3	L											
at Sea 10/7	W											
at NYG 10/17	W											
Det 10/24	W											
at Hou 10/31	W	1/0	0	0	0	0	0	0	0	0	0	0
Ten 11/7	L	1/0	0	0	0	0	0	0	0	0	0	0
at SF 11/15	L	1/0	0	0	0	0	0	0	0	0	0	0
at GB 11/28	L	1/0	0	0	0	0	0	0	0	0	0	0
Jax 12/5	W	1/0	1	0	1	0	0	0	0	0	0	0
at Ari 12/13	W	1/1	0	0	0	0	0	0	0	0	0	0
Sea 12/21	W	1/1	0	0	0	0	0	0	0	0	0	0
at Min 12/26	W	1/0	0	0	0	0	0	0	0	0	0	0
at Bal	W	1/0	0	0	0	0	0	0	0	0	0	0
SF 1/9/22	L	1/0	0	0	0	0	0	0	0	0	0	0
Totals	12-5	10/0	1	0	1	0	0	0	0	0	0	0

2021 Postseason

Game	W/L	P/S	T	S	A	Sk	Yds	PD	FF	FR	Yds	TD
Ari 1/17/22 *	W	1/0	0	0	0.0	0	0	0	0	0	0	0
at TB 1/23/22^	W	1/0	0	0	0	0	0	0	0	0	0	0
SF 1/30/22 ~	W	1/0	0	0	0	0	0	0	0	0	0	0
Cin 2/13/22 +	W											
Totals	4-0	3/0	0	0	0	0	0	0	0	0	0	0

* Denotes NFC Wild Card Game, ^ Denotes NFC Divisional Round, ~ Denotes NFC Championship, + Denotes Super Bowl



60 Logan Bruss



Offensive Guard • Wisconsin • Kimberly, Wisconsin

Ht./Wt.: **6-5/309**

NFL Exp.: **Rookie (1st Rams)**

GP/GS, (Playoffs): **0/0, (0/0)**

Birth Date: **10/6/1998**

Acquired: **D3-'22 (No. 104 Overall)**

Bruss's Career Games/Starts:

Year	Teams	GP/GS
2022	Los Angeles Rams	0/0
Totals		0/0



93 Marquise Copeland



Defensive Tackle • Cincinnati • Cleveland, Ohio

Ht./Wt.: 6-2/287

NFL Exp.: 2nd (2nd Rams)

GP/GS, (Playoffs): 23/7, (4/0)

Birth Date: 5/9/1997

Acquired: UDFA-'19



Marquise Copeland, NFL Statistics



Regular Season

Year	Team	GP/GS	Tackles			Sacks	Yards	Int.	Interceptions			PD	Fumbles		Yards
			Total	Solo	Asst.				Yards	Long	TD		FF	FR	
2020	Los Angeles Rams	1/0	1	1	0	0.0	0.0	0	0	0	0	0	0	0	0
2021	Los Angeles Rams	9/0	10	4	6	0.0	0.0	0	0	0	0	0	0	0	0
2022	Los Angeles Rams	13/7	23	12	11	1.0	0.0	0	0	0	0	0	0	0	0
Totals		23/7	34	17	17	1.0	0.0	0	0	0	0	0	0	0	0



Marquise Copeland, Game-By-Game



2022 Los Angeles Rams

Game	W/L	P/S	T	S	A	Sk	Yds	Int	Yds	Lg	TD	PD	FF	FR	Yds
Buf 9/8	L	1/0	0	0	0	0	0	0	0	0	0	0	0	0	0
Atl 9/18	W	1/0	1	1	0	0	0	0	0	0	0	0	0	0	0
at Ari 9/25	W	1/0	0	0	0	0	0	0	0	0	0	0	0	0	0
at SF 10/3	L	1/0	0	0	0	0	0	0	0	0	0	0	0	0	0
Dal 10/9	L	1/1	5	2	3	0	0	0	0	0	0	0	0	0	0
Car 10/16	W	1/1	6	2	4	1	0	0	0	0	0	0	0	0	0
SF 10/30	L	1/1	0	0	0	0	0	0	0	0	0	0	0	0	0
at TB 11/6	L	1/0	0	0	0	0	0	0	0	0	0	0	0	0	0
Ari 11/13	L	1/1	2	1	1	0	0	0	0	0	0	0	0	0	0
at NO 11/20	L	1/0	2	2	0	0	0	0	0	0	0	0	0	0	0
at KC 11/27	L	1/1	1	1	0	0	0	0	0	0	0	0	0	0	0
Sea 12/4	L	1/1	2	2	0	0	0	0	0	0	0	0	0	0	0
LV 12/8	W	1/1	4	1	3	0	0	0	0	0	0	0	0	0	0
at GB 12/19	L					Inactive									
Den 12/25	W					Inactive									
at Lac 1/1/23															
at Sea TBD															
Totals	5-10	13/7	23	12	11	1.0	0.0	0	0	0	0	0	0	0	0

2021 Los Angeles Rams

Game	W/L	P/S	T	S	A	Sk	Yds	Int	Yds	Lg	TD	PD	FF	FR	Yds
Chi 9/12	W							Inactive							
at Ind 9/29	W							Inactive							
TB 9/26	W							Inactive							
Ari 10/3	L							Inactive							
at Sea 10/7	W							Inactive							
at NYG 10/17	W							Inactive							
Det 10/24	W							Inactive							
at Hou 10/31	W							Inactive							
Ten 11/7	L	1/0	2	1	1	0.0	0.0	0	0	0	0	0	0	0	0
at SF 11/15	L	1/0	7	3	4	0.0	0.0	0	0	0	0	0	0	0	0
at GB 11/28	L	1/0	0	0	0	0.0	0.0	0	0	0	0	0	0	0	0
Jax 12/5	W	1/0	0	0	0	0.0	0.0	0	0	0	0	0	0	0	0
at Ari 12/13	W	1/0	0	0	0	0.0	0.0	0	0	0	0	0	0	0	0
Sea 12/21	W	1/0	0	0	0	0.0	0.0	0	0	0	0	0	0	0	0
at Min 12/26	W	1/0	0	0	0	0.0	0.0	0	0	0	0	0	0	0	0
at Bal 1/2	W	1/0	1	0	1	0.0	0.0	0	0	0	0	0	0	0	0
SF 1/9/22	L	1/0	0	0	0	0.0	0.0	0	0	0	0	0	0	0	0
Totals	12-5	9/0	10	4	6	0.0	0.0	0	0	0	0	0	0	0	0

2021 Postseason

Game	W/L	P/S	T	S	A	Sk	Yds	Int	Yds	Lg	TD	PD	FF	FR	Yds
Ari 1/17/22 *	W	1/0	0	0	0	0.0	0	1	0	0	0	0	0	0	0
at TB 1/23/22 ^	W	1/0	0	0	0	0.0	0	0	0	0	0	0	0	0	0
SF 1/30/22 ~	W	1/1	0	0	0	0.0	0	0	0	0	0	0	0	0	0
Cin 2/13/22 +	W	1/0	0	0	0	0.0	0	0	0	0	0	0	0	0	0
Totals	4-0	4/1	0	0	0	0.0	0.0	1	0	0	0	0	0	0	0

* Denotes NFC Wild Card Game, ^ Denotes NFC Divisional Round,



Marquise Copeland, Game-By-Game



2020 Los Angeles Rams

Game	W/L	P/S	T	S	A	Sk	Yds	Int	Yds	Lg	TD	PD	FF	FR	Yds
Dal 9/13	W	1/0	1	1	0	0.0	0.0	0	0	0	0	0	0	0	0
at Phi 9/20	W							Inactive							
at Buf 9/27	L							Inactive							
NYG 10/4	W							Inactive							
at Was 10/11	W							Inactive							
at SF 10/18	L							Inactive							
Chi 10/26	W							Inactive							
at Mia 11/1	L							Inactive							
Sea 11/15	W							Inactive							
at TB 11/23	W							Inactive							
SF 11/29	L							Inactive							
at Ari 12/6	W							Inactive							
NE 12/10	W							Inactive							
NYJ 12/19	L							Inactive							
at Sea 12/27	L							Inactive							
Ari 1/3/21	W							Inactive							
Totals	10-6	1/0	1	1	0	0.0	0.0	0	0	0	0	0	0	0	0

2020 Postseason

Game	W/L	P/S	T	S	A	Sk	Yds	Int	Yds	Lg	TD	PD	FF	FR	Yds
at Sea 1/9/21 * W								Inactive							
at GB 1/16/21 ^ L								Inactive							
Totals	0-0	0/0	0	0	0	0.0	0.0	0	0	0	0	0	0	0	0

* Denotes NFC Wild Card Game, ^ Denotes NFC Divisional Round



11 Riley Dixon



Punter • Syracuse • Onieda, N.Y.

Ht./Wt.: 6-4/221
 NFL Exp.: 7 (1st Rams)
 GP/GS, (Playoffs): 111/0, (0/0)
 Birth Date: 8/24/1993
 Acquired: FA-'22



Riley Dixon, NFL Statistics



Regular Season

Year	Team	Games	Punting		Net						
			No.	Yards	Avg.	Yards	TB	I20	I10	Long	Block
2016	Denver Broncos	16	89	4,068	45.3	3,677	6	26	8	68	0
2017	Denver Broncos	16	73	3,331	45.6	3,013	3	25	8	60	2
2018	New York Giants	16	71	3,226	45.4	2,969	4	23	9	60	0
2019	New York Giants	16	69	3,178	46.0	3,002	2	29	12	62	2
2020	New York Giants	16	65	2,911	44.8	2,559	6	27	11	71	1
2021	New York Giants	16	74	3,283	44.4	2,926	6	25	8	63	0
2022	Los Angeles Rams	15	60	2,926	48.8	2,564	2	15	7	65	2
Totals		111	501	22,923	45.8	20,710	29	170	62	71	7

Additional Career Statistics: Has recorded 11 special teams tackles (all solo) and one fumble recovery.

Regular Season Single Game Highs:

Punts – 11, at Jacksonville Jaguars (12/4/16)
 Long – 71, vs. Philadelphia Eagles (11/15/20)
 Yards – 506, at Jacksonville Jaguars (12/4/16)



Riley Dixon, Game-By-Game



2022 Los Angeles Rams

Game	W/L	No	Yds	Avg	Net Yds	Net Avg	TB	I20	I10	Lg	Blk	
Buf 9/8	L	4	180	45.0	160	40.0	0	2	1	57	0	
Atl 9/18	W	0	0	0	0	0	0	0	0	0	1	
at Ari 9/25	W	3	135	45.0	123	41.0	0	0	0	51	0	
at SF 10/3	L	4	229	57.3	195	39.8	0	0	0	60	0	
Dal 10/9	L	5	223	44.6	211	35.2	0	2	1	53	1	
Car 10/16	W	5	240	48.0	228	45.6	0	1	0	60	0	
SF 10/30	L	5	253	50.6	219	43.8	0	1	1	58	0	
at TB 11/6	L	9	477	53.0	395	43.9	0	2	2	64	0	
Ari 11/13	L	5	252	50.4	192	38.4	1	0	0	60	0	
at NO 11/20	L	6	286	47.7	246	41.0	0	1	0	60	0	
at KC 11/27	L	4	180	45.0	180	45.0	0	2	1	49	0	
Sea 12/4	L	3	164	54.7	164	54.7	0	2	1	60	0	
LV 12/8	W	3	156	52.0	136	45.3	1	1	0	65	0	
at GB 12/19	L	4	151	37.8	115	28.8	0	1	0	47	0	
Den 12/25	W	0	0	0	0	0	0	0	0	0	0	
at Lac 1/1/23												
at Sea TBD												
Totals		5-10	60	2,926	48.8	2,564	41.4	2	15	7	65	2

2021 New York Giants

Game	W/L	No	Yds	Avg	Net Yds	Net Avg	TB	I20	I10	Lg	Blk	
vs. Den 9/12	L	3	162	54.0	118	39.3	1	0	0	61	0	
at Was 9/16	L	3	123	41.0	123	41.0	0	2	1	53	0	
vs. Atl 9/26	L	5	229	45.8	185	37.0	1	2	1	55	0	
at NO 10/3	W	4	157	39.3	148	37.0	0	1	0	51	0	
at Dal 10/10	L	2	90	45.0	73	36.5	0	0	0	50	0	
vs. LAR 10/17	L	4	210	52.5	174	43.5	0	0	0	63	0	
Car 10/24	W	5	229	45.8	195	39.0	1	1	0	51	0	
at KC 11/1	L	5	215	43.0	215	43.0	0	2	1	51	0	
LV 11/7	W	3	146	48.7	141	47.0	0	3	0	58	0	
at TB 11/22	L	4	193	48.3	184	46.0	0	3	0	52	0	
vs. Phi 11/28	W	5	196	39.2	178	35.6	0	1	1	46	0	
at Mia 12/5	L	6	248	41.3	221	36.8	1	2	0	46	0	
at LAC 12/12	L	5	228	45.6	208	41.6	1	1	1	63	0	
vs. Dal 12/19	L	2	101	50.5	101	50.5	0	1	1	51	0	
at Phi 12/20	L	8	224	36.8	224	28.0	1	3	0	48	0	
at Chi 1/2/22	L	4	156	39.0	155	38.8	0	2	1	46	0	
vs. Was 1/9/22	L	6	306	51.0	283	47.2	0	1	1	56	0	
Totals		4-13	74	3,283	44.3	2,926	44.4	6	25	8	63	0



Riley Dixon, Game-By-Game



2020 New York Giants

Game	W/L	No	Yds	Avg	Net Yds	Net Avg	TB	I20	I10	Lg	Blk	
vs. Pit 9/14	L	5	193	38.6	193	36.0	0	3	0	53	0	
at Chi 9/20	L	3	174	58.0	134	44.7	2	1	1	62	0	
vs SF 9/27	L	1	54	54.0	54	54.0	0	1	1	54	0	
at LAR 10/4	L	5	216	43.2	200	40.0	0	2	2	50	0	
at Dal 10/11	L	2	104	52.0	101	50.5	0	1	0	55	0	
vs. Was 10/18	W	2	70	35.0	68	34.0	0	1	0	46	0	
at Phi 10/22	L	6	265	44.2	252	42.0	0	2	1	56	0	
vs. TB 11/2	L	4	144	36.0	144	36.0	0	2	1	38	0	
vs. Phi 11/8	W	4	158	39.5	146	36.5	0	3	0	49	0	
vs. Phi 11/15	W	4	213	53.3	213	53.3	0	4	2	71	0	
at Cin 11/29	W	5	233	46.6	289	37.8	0	2	0	61	0	
at Sea 12/6	W	6	261	39.5	229	36.5	1	1	1	49	1	
vs. Ari 12/13	L	8	390	48.8	293	36.6	1	1	1	55	0	
vs. Cle 12/20	L	2	69	34.5	63	31.5	0	1	1	35	0	
at Bal 12/27	L	3	141	47.0	105	35.9	0	0	0	54	0	
vs. Dal 1/3/22	W	5	226	45.2	188	37.6	2	2	0	51	0	
Totals		6-10	65	2,911	44.9	2,559	38.8	6	27	11	71	1

2019 New York Giants

Game	W/L	No	Yds	Avg	Net Yds	Net Avg	TB	I20	I10	Lg	Blk	
at Dal 9/8	L	4	166	41.5	166	41.5	0	2	1	47	0	
vs. Buf 9/15	L	5	242	48.4	236	47.2	0	2	1	58	0	
at TB 9/22	W	5	244	48.8	235	47.0	0	1	0	52	0	
vs. Was 9/29	W	3	165	55.0	159	53.0	0	3	1	57	0	
vs. Min 10/6	L	3	134	44.7	99	33.0	1	1	1	56	0	
at NE 10/10	L	5	196	39.2	186	31.0	0	2	0	53	1	
vs. Ari 10/20	L	3	112	37.33	109	36.33	0	2	0	43	0	
at Det 10/27	L	3	135	45.0	131	43.7	0	1	0	50	0	
Dal 11/4	L	3	142	47.3	118	39.3	0	0	0	58	0	
at NYJ 11/10	L	6	322	53.7	273	45.5	1	1	1	59	0	
at Chi 11/24	L	5	257	51.4	256	51.2	0	4	4	62	0	
vs. GB 12/1	L	1	47	47.0	44	44.0	0	0	0	47	0	
at Phi 12/9	L	9	415	46.1	392	43.6	0	3	1	54	0	
vs. Mia 12/15	W	5	209	41.8	209	41.8	0	2	1	53	0	
at Was 12/22	W	3	135	45.0	135	45.0	0	2	1	53	1	
vs. Phi 12/29	L	6	257	42.8	254	42.3	0	3	0	53	0	
Totals		4-12	69	3,178	46.0	3,002	42.3	2	29	12	62	2

2018 New York Giants

Game	W/L	No	Yds	Avg	Net Yds	Net Avg	TB	I20	I10	Lg	Blk	
vs Jax 9/9	L	5	247	49.4	217	43.4	1	1	1	59	0	
at Dal 9/16	L	6	260	43.3	240	40.0	1	4	1	55	0	
at Hou 9/23	W	4	198	49.5	153	51.0	0	0	0	53	0	
vs. NO 9/30	L	4	204	51.0	169	42.3	1	1	0	60	0	
at Car 10/7	L	2	99	49.5	103	51.0	0	1	1	51	0	
vs. Phi 10/11	L	5	253	50.6	206	41.2	0	2	0	52	0	
at Atl 10/22	L	4	163	40.8	163	40.8	0	2	1	52	0	
vs. Was 10/28	L	5	220	44.0	220	44.0	0	3	1	53	0	
at SF 11/12	W	5	238	47.6	214	42.8	0	3	1	59	0	
vs. TB 11/18	W	4	166	41.5	136	34.0	1	1	0	54	0	
at Phi 11/25	L	3	133	44.3	129	43.0	0	0	0	56	0	
vs. Chi 12/2	W	7	311	44.3	295	42.1	0	1	1	54	0	
at Was 12/9	W	6	258	43.0	260	43.3	0	1	1	50	0	
vs. Ten 12/16	L	6	237	39.5	229	38.2	0	2	1	50	0	
at Ind 12/23	L	3	145	48.3	142	47.3	0	1	0	52	0	
vs. Dal 12/30	L	2	94	47.0	94	47.0	0	0	0	49	0	
Totals		5-11	71	3,226	45.4	2,969	41.8	4	23	9	60	0

2017 Denver Broncos

Game	W/L	No	Yds	Avg	Net Yds	Net Avg	TB	I20	I10	Lg	Blk	
vs LAC 9/11	W	3	144	48.0	147	49.0	0	2	0	53	0	
vs. Dal 9/17	W	3	129	43.0	110	36.7	0	1	0	48	0	
at Buf 9/24	L	3	125	41.7	85	28.3	1	0	0	45	0	
vs. Oak 10/1	W	6	271	45.2	263	43.9	0	3	2	53	0	
vs. NYG 10/15	L	3	153	51.0	133	44.3	0	0	0	55	0	
at LAC 10/22	L	8	349	43.6	261	32.6	0	2	0	46	0	
at KC 10/30	L	4	162	40.5	162	40.5	0	2	0	48	0	
at Phi 11/5	L	6	302	50.3	280	46.7	0	0	0	55	0	
vs. NE 11/12	L	2	95	47.5	95	31.7	0	1	0	49	1	
vs. Cin 11/19	L	5	222	44.4	218	43.6	0	4	2	46	0	
at Oak 11/26	L	8	362	45.3	337	42.1	0	0	0	58	0	
at Mia 12/3	L	7	340	48.6	284	35.5	0	3	0	58	1	
vs. NYJ 12/10	W	5	247	49.4	208	41.6	2	3	0	60	0	
at Ind 12/14	W	1	52	53.0	52	53.0	0	1	0	52	0	
at Was 12/24	L	5	221	44.2	218	43.6	0	2	1	53	0	
vs. KC 12/31	L	4	157	39.3	160	40.0	0	2	2	49	0	
Totals		5-11	73	3,331	45.6	3,013	40.2	3	25	8	60	2

2016 Denver Broncos

Game	W/L	No	Yds	Avg	Net Yds	Net Avg	TB	I20	I10	Lg	Blk	
vs Car 9/8	W	3	140	46.7	128	42.7	0	0	0	54	0	
vs. Ind 9/18	W	2	98	49.0	78	39.0	2	1	0	53	0	
at Cin 9/25	W	5	231	46.2	207	41.4	1	0	0	53	0	
at TB 10/2	W	7	330	47.1	293	41.8	0	4	1	57	0	
vs. Atl 10/9	L	6	290	48.3	263	43.8	2	1	1	62	0	
at SD 10/13	L	5	221	44.2	193	38.6	0	2	1	48	0	
vs. Hou 10/24	W	6	255	42.5	239	40.7	0	2	1	49	0	
vs. SD 10/30	W	5	253	50.6	239	47.8	0	0	0	68	0	
at Oak 11/6	L	6	267	44.5	235	39.2	0	0	0	59	0	
at NO 11/13	W	3	124	41.3	120	40.0	0	2	0	45	0	
vs. KC 11/27	L	6	271	45.2	243	40.5	0	3	0	59	0	
at Jax 12/4	W	11	506	46.0	449	40.8	2	3	2	58	0	
at Ten 12/11	L	5	207	41.4	190	38.0	0	2	1	53	0	
vs. NE 12/18	L	7	325	46.4	304	43.4	0	4	1	58	0	
at KC 12/25	L	7	326	46.6	285	40.7	1	2	0	61	0	
vs. Oak 11/17	W	5	224	44.8	206	41.2	0	0	0	53	0	
Totals		9-7	89	4,068	45.7	3,677	41.3	6	26	8	68	0



99 Aaron Donald



Defensive Line • Pittsburgh • Pittsburgh, Pa.

Ht./Wt.: 6-1/280

NFL Exp.: 9 (9th Rams)

GP/GS, (Playoffs): 138/134, (10/10)

Birth Date: 5/23/1991

Acquired: D1B-'14 (No. 13 Overall)



Aaron Donald, NFL Statistics



Regular Season

Year	Team	GP/GS	Tackles			Sacks	Yards	Interceptions				PD	Fumbles		
			Total	Solo	Asst.			Int.	Yards	Long	TD		FF	FR	Yards
2014	St. Louis Rams	16/12	48	38	10	9.0	68.0	0	0	0	0	1	2	0	0
2015	St. Louis Rams	16/16	69	44	25	11.0	59.5	0	0	0	0	1	0	1	40
2016	Los Angeles Rams	16/16	47	36	11	8.0	54.0	0	0	0	0	5	2	0	0
2017	Los Angeles Rams	14/14	41	32	9	11.0	95.0	0	0	0	0	1	5	1	0
2018	Los Angeles Rams	16/16	59	41	18	20.5	183.5	0	0	0	0	1	4	2	0
2019	Los Angeles Rams	16/16	48	29	19	12.5	69.5	0	0	0	0	2	2	1	0
2020	Los Angeles Rams	16/16	45	27	18	13.5	86.0	0	0	0	0	1	4	1	0
2021	Los Angeles Rams	17/17	84	38	46	12.5	111.0	0	0	0	0	4	4	0	0
2022	Los Angeles Rams	11/11	49	27	22	5.0	42.0	0	0	0	0	2	1	1	0
Totals		138/134	490	312	178	103.0	768.5	0	0	0	0	18	24	7	40

Postseason

Year	Team	GP/GS	Tackles			Sacks	Yards	Interceptions				PD	Fumbles		
			Total	Solo	Asst.			Int.	Yards	Long	TD		FF	FR	Yards
2017	Los Angeles Rams	1/1	5	4	1	0.5	3.5	0	0	0	0	0	0	0	0
2018	Los Angeles Rams	3/3	9	5	4	0.0	0.0	0	0	0	0	0	0	0	0
2020	Los Angeles Rams	2/2	4	3	1	2.0	18.0	0	0	0	0	0	0	0	0
2021	Los Angeles Rams	4/4	13	6	7	3.5	20.5	0	0	0	0	1	0	0	0
Totals		10/10	21	18	12	6.0	42.0	0	0	0	0	1	0	0	0

Regular Season Single Game Career Highs:

Total Tackles – 11, vs. Seattle (9/13/15)
 Solo Tackles – 8, twice - last, at San Francisco (10/21/18)
 Sacks – 4.0, twice - last at Washington Football Team (10/11/20)

Postseason Single Game Career Highs:

Total Tackles – 5, three times- last, at Tampa Bay (1/23/22 Divisional Round)
 Solo Tackles – 4, vs. Atlanta (1/6/18 NFC Wild Card)



Aaron Donald, Game-By-Game



2022 Los Angeles Rams

Game	W/L	P/S	T	S	A	Sk	Yds	Int	Yds	Lg	TD	PD	FF	FR	Yds
Buf 9/8	L	1/1	2	2	0	1	1.0	0	0	0	0	0	0	0	0
Atl 9/18	W	1/1	2	0	2	0	0	0	0	0	0	0	0	1	0
at Ari 9/25	W	1/1	6	4	2	1	15	0	0	0	0	0	0	0	0
at SF 10/3	L	1/1	5	4	1	0	0	0	0	0	0	0	0	0	0
Dal 10/9	L	1/1	6	2	4	2	18	0	0	0	0	0	0	1	0
Car 10/16	W	1/1	4	0	4	0	0	0	0	0	0	1	0	0	0
SF 10/30	L	1/1	7	4	3	0	0	0	0	0	0	0	0	0	0
at TB 11/6	L	1/1	3	2	1	1	8	0	0	0	0	1	0	0	0
Ari 11/13	L	1/1	7	3	4	0	0	0	0	0	0	0	0	0	0
at NO 11/20	L	1/1	4	2	2	0	0	0	0	0	0	0	0	0	0
at KC 11/27	L	1/1	3	3	0	0	0	0	0	0	0	0	0	0	0
Sea 12/4	L							Inactive							
LV 12/8	W							Inactive							
at GB 12/19	L							Inactive							
Den 12/25	W							Inactive							
at Lac 1/1/23															
at Sea TBD															
Totals			5-10	11/11	49	27	22	5.0	42.0	0	0	2	1	1	0



Aaron Donald, Game-By-Game



2021 Los Angeles Rams

Game	W/L	P/S	T	S	A	Sk	Yds	Int	Yds	Lg	TD	PD	FF	FR	Yds
Chi 9/12	W	1/1	3	1	2	1.0	9.0	0	0	0	0	0	0	0	0
at Ind 9/29	W	1/1	7	3	4	0.0	0.0	0	0	0	0	0	0	0	0
TB 9/26	W	1/1	3	2	1	1.0	6.0	0	0	0	0	1	1	0	0
Ari 10/3	L	1/1	4	0	4	0.0	0.0	0	0	0	0	0	0	0	0
at Sea 10/7	W	1/1	7	5	2	1.0	9.0	0	0	0	0	1	0	0	0
at NYG 10/17	W	1/1	2	1	1	0.5	4.5	0	0	0	0	1	0	0	0
Det 10/24	W	1/1	3	0	3	0.0	0.0	0	0	0	0	0	0	0	0
at Hou 10/31	W	1/1	4	1	3	1.5	10.5	0	0	0	0	0	0	0	0
Ten 11/7	L	1/1	4	2	2	1.0	7.0	0	0	0	0	0	0	0	0
at SF 11/15	L	1/1	8	2	6	0.0	0.0	0	0	0	0	0	0	0	0
at GB 11/28	L	1/1	6	3	3	0.0	0.0	0	0	0	0	0	0	0	0
Jax 12/5	W	1/1	5	1	4	1.0	4.5	0	0	0	0	0	1	0	0
at Ari 12/13	W	1/1	5	3	2	3.0	35.0	0	0	0	0	1	0	0	0
Sea 12/21	W	1/1	5	2	3	1.0	11.0	0	0	0	0	0	0	0	0
at Min 12/26	W	1/1	6	5	1	1.0	11.0	0	0	0	0	0	1	0	0
at Bal 1/2	W	1/1	5	3	2	0.5	3.5	0	0	0	0	0	1	0	0
SF 1/9/22	L	1/1	7	4	3	0.0	0.0	0	0	0	0	0	0	0	0
Totals	12-5	17/17	84	38	46	12.5	111.0	0	0	0	0	4	4	0	0

2021 Postseason

Game	W/L	P/S	T	S	A	Sk	Yds	Int	Yds	Lg	TD	PD	FF	FR	Yds
Ari 1/17/22 *	W	1/1	1	0	1	0.5	3.5	0	0	0	0	0	0	0	0
at TB 1/23/22 ^	W	1/1	5	3	2	1.0	7.0	0	0	0	0	1	0	0	0
SF 1/30/22 ~	W	1/1	3	0	3	0.0	0.0	0	0	0	0	0	0	0	0
Cin 2/13/22 +	W	1/1	4	3	1	2.0	10.0	0	0	0	0	0	0	0	0
Totals	4-0	4/4	13	6	7	3.5	20.5	0	0	0	0	1	0	0	0

* Denotes NFC Wild Card Game, ^ Denotes NFC Divisional Round, ~ Denotes NFC Championship, + Denotes Super Bowl

2020 Los Angeles Rams

Game	W/L	P/S	T	S	A	Sk	Yds	Int	Yds	Lg	TD	PD	FF	FR	Yds
Dal 9/13	W	1/1	4	1	3	1.0	7.0	0	0	0	0	0	0	0	0
at Phi 9/20	W	1/1	1	0	1	0.0	0.0	0	0	0	0	0	0	0	0
at Buf 9/27	L	1/1	6	5	1	2.0	18.0	0	0	0	0	0	1	1	0
NYG 10/4	W	1/1	2	0	2	0.5	1.0	0	0	0	0	0	0	0	0
at Was 10/11	W	1/1	4	4	0	4.0	23.0	0	0	0	0	0	1	0	0
at SF 10/18	L	1/1	2	1	1	0.0	0.0	0	0	0	0	0	0	0	0
Chi 10/26	W	1/1	3	1	2	0.5	2.0	0	0	0	0	0	0	0	0
at Mia 11/1	L	1/1	4	3	1	1.0	0.0	0	0	0	0	0	1	0	0
Sea 11/15	W	1/1	0	0	0	0.0	0.0	0	0	0	0	0	0	0	0
at TB 11/23	W	1/1	0	0	0	0.0	0.0	0	0	0	0	0	0	0	0
SF 11/29	L	1/1	5	4	1	1.0	8.0	0	0	0	0	1	1	0	0
at Ari 12/6	W	1/1	3	2	1	1.0	9.0	0	0	0	0	0	0	0	0
NE 12/10	W	1/1	2	1	1	1.5	10.0	0	0	0	0	0	0	0	0
NYJ 12/19	L	1/1	3	1	2	0.0	0.0	0	0	0	0	0	0	0	0
at Sea 12/27	L	1/1	2	1	1	1.0	5.0	0	0	0	0	0	0	0	0
Ari 1/3/21	W	1/1	4	3	1	0.0	0.0	0	0	0	0	0	0	0	0
Totals	10-6	16/16	45	27	18	13.5	86.0	0	0	0	0	1	4	1	0

2020 Postseason

Game	W/L	P/S	T	S	A	Sk	Yds	Int	Yds	Lg	TD	PD	FF	FR	Yds
at Sea 1/9/21 *	W	1/1	3	3	0	2.0	18.0	0	0	0	0	0	0	0	0
at GB 1/16/21 ^	L	1/1	1	0	1	0.0	0.0	0	0	0	0	0	0	0	0
Totals	1-1	2/2	4	3	1	2.0	18.0	0	0	0	0	0	0	0	0

* Denotes NFC Wild Card Game, ^ Denotes NFC Divisional Round

2019 Los Angeles Rams

Game	W/L	P/S	T	S	A	Sk	Yds	Int	Yds	Lg	TD	PD	FF	FR	Yds
at Car 9/8	W	1/1	1	1	0	0.0	0.0	0	0	0	0	0	0	0	0
NO 9/15	W	1/1	1	1	0	0.0	0.0	0	0	0	0	0	0	0	0
at Cle 9/22	W	1/1	4	3	1	1.0	7.0	0	0	0	0	0	0	0	0
TB 9/29	L	1/1	4	1	3	0.0	0.0	0	0	0	0	0	0	0	0
at Sea 10/3	L	1/1	3	2	1	0.0	0.0	0	0	0	0	0	0	0	0
SF 10/13	L	1/1	7	4	3	2.0	11.0	0	0	0	0	0	1	0	0
at Atl 10/20	W	1/1	2	2	0	1.0	8.0	0	0	0	0	0	1	1	0
Cin 10/27	W	1/1	3	3	0	1.0	3.0	0	0	0	0	0	0	0	0
at Pit 11/10	L	1/1	6	4	2	1.0	5.0	0	0	0	0	0	0	0	0
Chi 11/17	W	1/1	4	3	1	2.0	4.0	0	0	0	0	1	0	0	0
Bal 11/25	L	1/1	1	0	1	0.0	0.0	0	0	0	0	0	0	0	0
at Ari 12/1	W	1/1	2	1	1	1.5	8.0	0	0	0	0	0	0	0	0
Sea 12/8	W	1/1	2	1	1	1.5	15.5	0	0	0	0	1	0	0	0
at Dal 12/15	L	1/1	3	1	2	0.0	0.0	0	0	0	0	0	0	0	0
at SF 12/21	L	1/1	3	1	2	1.5	8.0	0	0	0	0	0	0	0	0
Ari 12/29	W	1/1	2	1	1	0.0	0.0	0	0	0	0	0	0	0	0
Totals	9-7	16/16	48	29	19	12.5	69.5	0	0	0	0	2	2	1	0

2018 Los Angeles Rams

Game	W/L	P/S	T	S	A	Sk	Yds	Int	Yds	Lg	TD	PD	FF	FR	Yds
at Oak 9/10	W	1/1	1	1	0	0.0	0.0	0	0	0	0	0	0	0	0
Ari 9/16	W	1/1	4	1	3	0.0	0.0	0	0	0	0	0	0	0	0
LAC 9/23	W	1/1	2	1	1	0.0	0.0	0	0	0	0	0	0	0	0
Min 9/27	W	1/1	5	3	2	2.0	18.0	0	0	0	0	0	0	0	0
at Sea 10/7	W	1/1	2	1	1	1.0	7.0	0	0	0	0	0	0	0	0
at Den 10/14	W	1/1	3	2	1	1.0	14.0	0	0	0	0	0	0	0	0
at SF 10/21	W	1/1	9	8	1	4.0	29.0	0	0	0	0	0	0	1	1
GB 10/28	W	1/1	3	2	1	2.0	19.0	0	0	0	0	0	0	0	0
at NO 11/4	L	1/1	1	1	0	0.0	0.0	0	0	0	0	0	1	0	1
Sea 11/11	W	1/1	4	3	1	2.5	16.5	0	0	0	0	0	0	0	0
KC 11/19	W	1/1	4	2	2	2.0	27.0	0	0	0	0	0	0	2	0
at Det 12/2	W	1/1	6	5	1	2.0	24.0	0	0	0	0	0	0	1	0
at Chi 12/9	L	1/1	2	1	1	0.0	0.0	0	0	0	0	0	0	0	0
Phi 12/16	L	1/1	2	1	1	0.0	0.0	0	0	0	0	0	0	0	0
at Ari 12/23	W	1/1	7	5	2	3.0	21.0	0	0	0	0	0	0	0	0
SF 12/30	W	1/1	4	4	0	1.0	8.0	0	0	0	0	0	0	0	0
Totals	13-3	16/16	59	41	18	20.5	183.5	0	0	0	0	0	1	4	2

2018 Postseason

Game	W/L	P/S	T	S	A	Sk	Yds	Int	Yds	Lg	TD	PD	FF	FR	Yds
Dal 1/12/19 *	W	1/1	2	2	0	0.0	0.0	0	0	0	0	0	0	0	0
at NO 1/20/19 ^	W	1/1	2	2	0	0.0	0.0	0	0	0	0	0	0	0	0
NE 2/3/19 !	W	1/1	5	1	4	0.0	0.0	0	0	0	0	0	0	0	0
Totals	2-1	3/3	9	5	4	0.0	0.0	0.0	0	0	0	0	0	0	0

* Denotes NFC Divisional Playoff Game, ^ Denotes NFC Championship, ! Denotes Super Bowl LIII

2017 Los Angeles Rams

Game	W/L	P/S	T	S	A	Sk	Yds	Int	Yds	Lg	TD	PD	FF	FR	Yds
Ind 9/10	W														
Was 9/17	L	1/1	2	1	1	0.0	0.0	0	0	0	0	0	0	0	0
at SF 9/21	W	1/1	3	2	1	1.0	8.0	0	0	0	0	0	0	0	0
at Dal 10/1	W	1/1	5	2	3	0.0	0.0	0	0	0	0	0	0	0	0
Sea 10/8	L	1/1	6	3	3	0.0	0.0	0	0	0	0	0	0	0	0
at Jax 10/15	W	1/1	3	2	1	1.0	4.0	0	0	0	0	0	0	1	0
Ari 10/22	W	1/1	3	2	1	1.0	11.0	0	0	0					



Aaron Donald, Game-By-Game



2015 St. Louis Rams

Game	W/L	P/S	T	S	A	Sk	Yds	Int	Yds	Lg	TD	PD	FF	FR	Yds
Sea 9/13	W	1/1	11	6	5	2.0	10.0	0	0	0	0	0	0	0	0
at Was 9/20	L	1/1	5	4	1	0.5	4.0	0	0	0	0	0	0	0	0
Pit 9/27	L	1/1	6	4	2	1.0	8.0	0	0	0	0	0	0	0	0
at Ari 10/4	W	1/1	4	2	2	0.0	0.0	0	0	0	0	0	0	0	0
at GB 10/11	L	1/1	3	2	1	0.0	0.0	0	0	0	0	0	0	0	0
Cle 10/25	W	1/1	2	2	0	1.0	0.0	0	0	0	0	0	0	0	0
SF 11/1	W	1/1	4	4	0	0.0	0.0	0	0	0	0	0	0	0	0
at Min 11/8	L	1/1	4	3	1	0.0	0.0	0	0	0	0	0	0	0	0
Chi 11/15	L	1/1	5	4	1	1.5	9.5	0	0	0	0	0	0	1	40
at Bal 11/22	L	1/1	10	8	2	1.0	7.0	0	0	0	0	0	0	0	0
at Cin 11/29	L	1/1	6	3	3	0.0	0.0	0	0	0	0	0	0	0	0
Ari 12/6	L	1/1	7	6	1	1.0	4.0	0	0	0	0	0	0	0	0
Det 12/13	W	1/1	2	2	0	3.0	17.0	0	0	0	0	0	0	0	0
TB 12/17	W	1/1	6	4	2	0.0	0.0	0	0	0	0	0	0	0	0
at Sea 12/27	W	1/1	7	4	3	0.0	0.0	0	0	0	0	0	0	0	0
at SF 1/3/16	L	1/1	3	2	1	0.0	0.0	0	0	0	0	0	0	0	0
Totals	7-9	16/16	85	60	25	11.0	59.5	0	0	0	0	0	0	1	40

2014 St. Louis Rams

Game	W/L	P/S	T	S	A	Sk	Yds	Int	Yds	Lg	TD	PD	FF	FR	Yds
Min 9/7	L	1/0	6	5	1	0.0	0.0	0	0	0	0	0	0	0	0
at TB 9/14	W	1/0	6	5	1	1.0	4.0	0	0	0	0	0	0	0	0
Dal 9/21	L	1/0	4	3	1	0.0	0.0	0	0	0	0	0	0	0	0
Phi 10/5	L	1/0	4	2	2	0.0	0.0	0	0	0	0	0	0	0	0
SF 10/13	L	1/1	7	5	2	0.0	0.0	0	0	0	0	0	0	0	0
Sea 10/19	W	1/1	6	6	0	1.0	5.0	0	0	0	0	0	0	0	0
at KC 10/26	L	1/1	3	3	0	0.0	0.0	0	0	0	0	0	1	0	0
at SF 11/2	W	1/1	1	1	0	1.0	9.0	0	0	0	0	0	0	0	0
at Ari 11/9	L	1/1	3	2	1	0.0	0.0	0	0	0	0	0	0	0	0
Den 11/16	W	1/1	2	2	0	1.0	12.0	0	0	0	0	0	0	0	0
at SD 11/23	L	1/1	7	4	3	1.0	5.0	0	0	0	0	0	0	0	0
Oak 11/30	W	1/1	5	3	2	1.0	8.0	0	0	0	0	0	0	0	0
at Was 12/7	W	1/1	5	2	3	1.0	8.0	0	0	0	0	0	0	0	0
Ari 12/11	L	1/1	6	2	4	1.0	8.0	0	0	0	0	0	0	0	0
NYG 12/21	L	1/1	0	0	0	0.0	0.0	0	0	0	0	0	0	0	0
at Sea 12/28	L	1/1	7	4	3	1.0	1.0	0	0	0	0	0	1	0	0
Totals	6-10	16/12	72	49	23	9.0	68.0	0	0	0	0	0	2	0	0



14 Cobie Durant



Defensive Back • South Carolina State • Lamar, SC.

Ht./Wt.: 5-11, 180

NFL Exp.: Rookie

GP/GS, (Playoffs): 11/1, (0/0)

Birth Date: 2/9/1998

Acquired: D4-'22 (No. 142 Overall)



Cobie Durant, NFL Statistics



Regular Season

Year	Team	G/S	Tackles			Sacks	Yards	Int.	Interceptions			PD	Fumbles		
			Total	Solo	Asst.				Yards	Long	TD		FF	FR	Yards
2022	Los Angeles Rams	11/1	9	5	4	1	7.0	3	151	85t	1	5	0	0	0
Totals		11/1	9	5	4	1	7.0	3	151	85t	1	5	0	0	0



Cobie Durant, Game-By-Game



2022 Los Angeles Rams

Game	W/L	P/S	T	S	A	Sk	Yds	Int	Yds	Lg	TD	PD	FF	FR	Yds
Buf 9/8	L	1/0	0	0	0	0	0	0	0	0	0	0	0	0	0
Atl 9/18	W	1/0	2	1	1	1	7	1	51	51	0	1	0	0	0
at Ari 9/25	W						Inactive								
at SF 10/3	L						Inactive								
Dal 10/9	L						Inactive								
Car 10/16	W						Inactive								
SF 10/30	L	1/0	0	0	0	0	0	0	0	0	0	0	0	0	0
at TB 11/6	L	1/0	0	0	0	0	0	0	0	0	0	0	0	0	0
Ari 11/13	L	1/0	0	0	0	0	0	0	0	0	0	0	0	0	0
at NO 11/20	L	1/0	0	0	0	0	0	0	0	0	0	0	0	0	0
at KC 11/27	L	1/0	0	0	0	0	0	0	0	0	0	0	0	0	0
Sea 12/4	L	1/0	1	1	0	0	0	0	0	0	0	1	0	0	0
LV 12/8	W	1/0	1	0	1	0	0	0	0	0	0	0	0	0	0
at GB 12/19	L	1/1	4	2	2	0	0	0	0	0	0	1	0	0	0
Den 12/25	W	1/0	1	1	0	0	0	2	100	85t	1	2	0	0	0
at Lac 1/1/23															
at Sea TBD															
Totals		5-10	11/1	9	5	4	1	7.0	13	151	85t	1	5	0	0



73 David Edwards



Offensive Line • Wisconsin • Downers Grove, Ill.

Ht./Wt.: 6-6/308

NFL Exp.: 4 (4th Rams)

GP/GS, (Playoffs): 53/45, (5/5)

Birth Date: 3/20/1997

Acquired: D5-'19 (No. 169 Overall)

Edwards' Career Games/Starts:

Year	Teams	GP/GS
2022	Los Angeles Rams	4/4
2021	Los Angeles Rams	17/17
2020	Los Angeles Rams	16/14
2019	Los Angeles Rams	16/10
Totals		53/45
Postseason		5/5



71 Bobby Evans



Offensive Line • Oklahoma • Allen, Texas

Ht./Wt.: 6-4/312

NFL Exp.: 4 (4th Rams)

GP/GS, (Playoffs): 35/12, (6/1)

Birth Date: 3/24/1997

Acquired: D3C-'19 (No. 97 Overall)

Evans' Career Games/Starts:

Year	Teams	GP/GS
2022	Los Angeles Rams	12/4
2021	Los Angeles Rams	9/1
2020	Los Angeles Rams	4/0
2019	Los Angeles Rams	9/7
Totals		35/12
Postseason		6/1

54 Leonard Floyd

Outside Linebacker • Georgia • Eastman, Ga.

Ht./Wt.: 6-5/240

NFL Exp.: 7 (3rd Rams)

GP/GS, (Playoffs): 102/102, (7/7)

Birth Date: 9/8/1992

Acquired: FA-'20



Leonard Floyd, NFL Statistics



Regular Season

Year	Team	GP/GS	Tackles			Sacks	Yards	Int.	Interceptions				PD	Fumbles		Yards
			Total	Solo	Asst.				Yards	Long	TD	FF		FR		
2016	Chicago Bears	12/12	33	23	10	7.0	49.5	0	0	0	0	2	1	1	0	
2017	Chicago Bears	10/10	34	24	10	4.5	31.0	0	0	0	0	2	0	1	21	
2018	Chicago Bears	16/16	47	34	13	4.0	40.0	1	19	19t	1	4	0	1	0	
2019	Chicago Bears	16/16	40	27	13	3.0	18.0	0	0	0	0	1	0	0	0	
2020	Los Angeles Rams	16/16	55	31	24	10.5	71.0	0	0	0	0	1	1	2	0	
2021	Los Angeles Rams	17/17	70	37	33	9.5	68.5	1	11	11	0	3	1	1	0	
2022	Los Angeles Rams	15/15	52	26	26	8	62.0	0	0	0	0	0	0	1	0	
Totals		102/102	331	202	129	46.5	332.0	2	30	19t	1	13	3	7	21	

Postseason

Year	Team	GP/GS	Tackles			Sacks	Yards	Int.	Interceptions				PD	Fumbles		Yards
			Total	Solo	Asst.				Yards	Long	TD	FF		FR		
2018	Chicago Bears	1/1	3	2	1	1.0	8.0	0	0	0	0	0	0	0	0	0
2020	Los Angeles Rams	2/2	5	3	2	2.0	8.0	0	0	0	0	0	0	0	0	
2021	Los Angeles Rams	4/4	12	8	4	2.0	17.0	0	0	0	0	0	0	0	0	
Totals		7/7	20	13	7	5.0	33.0	0	0	0	0	0	0	0	0	



Leonard Floyd, Game-By-Game



2022 Los Angeles Rams

Game	W/L	P/S	T	S	A	Sk	Yds	Int	Yds	Lg	TD	PD	FF	FR	Yds	
Buf 9/8	L	1/1	3	2	1	0	0	0	0	0	0	0	0	0	0	
Atl 9/18	W	1/1	1	1	0	0	0	0	0	0	0	0	0	0	0	
at Ari 9/25	W	1/1	4	1	3	0	0	0	0	0	0	0	0	0	0	
at SF 10/3	L	1/1	5	3	2	0	0	0	0	0	0	0	0	0	0	
Dal 10/9	L	1/1	4	2	2	0	0	0	0	0	0	0	0	0	0	
Car 10/16	W	1/1	4	1	3	0	0	0	0	0	0	0	0	0	0	
SF 10/30	L	1/1	9	4	5	2	8	0	0	0	0	0	0	0	0	
at TB 11/6	L	1/1	3	0	3	0	0	0	0	0	0	0	0	0	0	
Ari 11/13	L	1/1	3	3	0	1	9	0	0	0	0	0	0	0	0	
at NO 11/20	L	1/1	5	3	2	2	18	0	0	0	0	0	0	0	0	
at KC 11/27	L	1/1	2	1	1	0	0	0	0	0	0	0	0	0	0	
Sea 12/4	L	1/1	1	0	1	0	0	0	0	0	0	0	0	0	0	
LV 12/8	W	1/1	2	0	2	0	0	0	0	0	0	0	0	0	0	
at GB 12/19	L	1/1	5	3	2	2	18	0	0	0	0	0	0	0	0	
Den 12/25	W	1/1	2	2	0	1	9	0	0	0	0	0	0	0	0	
at Lac 1/1/23																
at Sea TBD																
Totals		5-10	15/15	52	26	26	8.0	62.0	0	0	0	0	0	0	1	0

2021 Los Angeles Rams

Game	W/L	P/S	T	S	A	Sk	Yds	Int	Yds	Lg	TD	PD	FF	FR	Yds	
Chi 9/12	W	1/1	3	0	3	0.0	0.0	0	0	0	0	0	0	0	0	
at Ind 9/29	W	1/1	6	2	4	1.0	9.0	0	0	0	0	0	0	0	0	
TB 9/26	W	1/1	4	2	2	1.0	6.0	0	0	0	0	0	0	0	0	
Ari 10/3	L	1/1	5	5	0	1.0	14.0	0	0	0	0	0	0	0	0	
at Sea 10/7	W	1/1	5	3	2	0.0	0.0	0	0	0	0	0	0	0	0	
at NYG 10/17	W	1/1	2	1	1	1.5	12.5	0	0	0	0	0	0	1	1	
Det 10/24	W	1/1	7	3	4	0.0	0.0	0	0	0	0	0	0	0	0	
at Hou 10/31	W	1/1	3	1	2	2.0	13.0	0	0	0	0	0	0	0	0	
Ten 11/7	L	1/1	5	3	2	1.0	5.5	0	0	0	0	0	0	0	0	
at SF 11/15	L	1/1	3	0	3	0.0	0.0	0	0	0	0	0	0	0	0	
at GB 11/28	L	1/1	2	2	0	0.0	0.0	0	0	0	0	0	0	0	0	
Jax 12/5	W	1/1	3	1	2	0.5	0.3	0	0	0	0	0	0	0	0	
at Ari 12/13	W	1/1	8	5	3	0.0	0.0	1	11	11	0	2	0	0	0	
Sea 12/21	W	1/1	2	1	1	1.0	2.0	0	0	0	0	0	0	0	0	
at Min 12/26	W	1/1	4	3	1	0.0	0.0	0	0	0	0	1	0	0	0	
at Bal 1/2	W	1/1	7	4	3	0.5	3.5	0	0	0	0	0	0	0	0	
SF 1/9/22	L	1/1	1	1	0	0.0	0.0	0	0	0	0	0	0	0	0	
Totals		12-5	17/17	70	37	33	9.5	68.5	1	11	11	0	3	1	1	0

2021 Postseason

Game	W/L	P/S	T	S	A	Sk	Yds	Int	Yds	Lg	TD	PD	FF	FR	Yds	
Ari 1/17/22*	W	1/1	3	2	1	0.0	0	0	0	0	0	0	0	0	0	
at TB 1/23/22^	W	1/1	4	2	2	1.0	9.0	0	0	0	0	0	0	0	0	
SF 1/30/22~	W	1/1	0	0	0	0.0	0	0	0	0	0	0	0	0	0	
Cin 2/13/22+	W	1/1	5	4	1	1.0	8.0	0	0	0	0	0	0	0	0	
Totals		4-0	4/4	12	8	4	2.0	17.0	0	0	0	0	0	0	0	0

* Denotes NFC Wild Card Game, ^ Denotes NFC Divisional Round.



Leonard Floyd, Game-By-Game



2020 Los Angeles Rams

Game	W/L	P/S	T	S	A	Sk	Yds	Int	Yds	Lg	TD	PD	FF	FR	Yds
Dal 9/13	W	1/1	4	2	2	1.0	7.0	0	0	0	0	0	0	0	0
at Phi 9/20	W	1/1	1	0	1	0.0	0.0	0	0	0	0	0	0	0	0
at Buf 9/27	L	1/1	3	3	0	1.0	7.0	0	0	0	0	0	0	0	0
NYG 10/4	W	1/1	2	1	1	0.0	0.0	0	0	0	0	0	0	0	0
at Was 10/11	W	1/1	2	1	1	0.0	0.0	0	0	0	0	0	0	0	0
at SF 10/18	L	1/1	5	2	3	0.0	0.0	0	0	0	0	0	0	0	0
Chi 10/26	W	1/1	6	4	2	2.0	19.0	0	0	0	0	0	0	0	0
at Mia 11/1	L	1/1	0	0	0	0.0	0.0	0	0	0	0	0	0	1	0
Sea 11/15	W	1/1	5	5	0	3.0	15.0	0	0	0	0	0	0	1	0
at TB 11/23	W	1/1	2	0	2	0.0	0.0	0	0	0	0	0	0	0	0
SF 11/29	L	1/1	7	2	5	0.0	0.0	0	0	0	0	0	0	0	0
at Ari 12/6	W	1/1	2	1	1	0.0	0.0	0	0	0	0	0	0	0	0
NE 12/10	W	1/1	4	2	2	0.5	3.0	0	0	0	0	0	0	0	0
NYJ 12/20	L	1/1	3	2	1	0.0	0.0	0	0	0	0	1	0	0	0
at Sea 12/27	L	1/1	7	5	2	2.0	11.0	0	0	0	0	0	0	0	0
Ari 1/3/21	W	1/1	2	1	1	1.0	9.0	0	0	0	0	1	0	0	0
Totals	10-6	16/16	55	31	24	10.5	71.0	0	0	0	0	2	0	2	0

2020 Postseason

Game	W/L	P/S	T	S	A	Sk	Yds	Int	Yds	Lg	TD	PD	FF	FR	Yds
at Sea 1/9/21*	W	1/1	2	2	0	2.0	8	0	0	0	0	0	0	0	0
at GB 1/16/21^	L	1/1	3	1	2	0.0	0	0	0	0	0	0	0	0	0
Totals	1-1	2/2	5	3	2	2.0	8	0	0	0	0	0	0	0	0

*Denotes NFC Wild Card Round, ^Denotes NFC Divisional Round

2019 Chicago Bears

Game	W/L	P/S	T	S	A	Sk	Yds	Int	Yds	Lg	TD	PD	FF	FR	Yds
GB 9/5	L	1/1	4	4	0	2.0	14	26	26	0	0	0	0	0	0
at Den 9/15	W	1/1	2	2	0	0.0	0.0	0	0	0	0	0	0	0	0
at Was 9/23	W	1/1	4	1	3	0.0	0.0	0	0	0	0	0	0	0	0
Min 9/29	W	1/1	0	0	0	0.0	0.0	0	0	0	0	0	0	0	0
at Oak 10/6	L	1/1	1	1	0	0.0	0.0	0	0	0	0	0	0	0	0
NO 10/20	L	1/1	3	3	0	0.0	0.0	0	0	0	0	0	0	0	0
LAC 10/27	L	1/1	4	2	2	0.0	0.0	0	0	0	0	0	0	0	0
at Phi 11/3	L	1/1	6	4	2	1.0	4.0	0	0	0	0	0	0	0	0
Det 11/10	W	1/1	2	2	0	0.0	0.0	0	0	0	0	0	0	0	0
at LAR 11/17	L	1/1	2	0	2	0.0	0.0	0	0	0	0	0	0	0	0
NYG 11/24	W	1/1	1	0	1	0.0	0.0	0	0	0	0	0	0	0	0
at Det 11/28	W	1/1	3	3	0	0.0	0.0	0	0	0	0	0	0	0	0
Dal 12/5	W	1/1	1	1	0	0.0	0.0	0	0	0	0	0	0	0	0
at GB 12/15	L	1/1	1	1	0	0.0	0.0	0	0	0	0	0	0	0	0
KC 12/22	L	1/1	5	3	2	0.0	0.0	0	0	0	0	0	0	0	0
at Min 12/29	W	1/1	1	0	1	0.0	0.0	0	0	0	0	1	0	0	0
Totals	8-8	16/16	40	27	13	3.0	18.0	0	0	0	0	1	0	0	0

2018 Chicago Bears

Game	W/L	P/S	T	S	A	Sk	Yds	Int	Yds	Lg	TD	PD	FF	FR	Yds
at GB 9/9	L	1/1	2	1	1	0.0	0.0	0	0	0	0	0	0	0	0
Sea 9/17	W	1/1	3	3	0	0.0	0.0	0	0	0	0	0	0	1	0
Ari 9/23	W	1/1	1	0	1	0.0	0.0	0	0	0	0	0	0	0	0
TB 9/30	W	1/1	2	2	0	0.0	0.0	0	0	0	0	0	0	1	0
at Mia 10/14	L	1/1	4	2	1	0.0	0.0	0	0	0	0	0	0	0	0
NE 10/21	L	1/1	3	3	0	0.0	0.0	0	0	0	0	0	0	0	0
NYJ 10/28	W	1/1	2	2	0	0.0	0.0	0	0	0	0	0	0	0	0
at Buf 11/4	W	1/1	4	1	3	0.0	0.0	1	19	19	1	1	0	0	0
Det 11/11	W	1/1	1	1	0	1.0	5.0	0	0	0	0	0	0	0	0
Min 11/18	W	1/1	5	5	0	0.0	0.0	0	0	0	0	0	0	0	0
at Det 11/22	W	1/1	2	0	2	0.0	0.0	0	0	0	0	0	0	0	0
at NYG 12/2	L	1/1	3	1	1	1.0	7.0	0	0	0	0	0	0	0	0
LAR 12/9	W	1/1	2	1	1	0.0	0.0	0	0	0	0	0	0	1	0
vs GB 12/16	W	1/1	6	6	0	2.0	20.0	0	0	0	0	0	0	0	0
at SF 12/23	W	1/1	1	0	0	0.0	0.0	0	0	0	0	0	0	0	0
at Min 12/30	W	1/1	6	3	3	0.0	0.0	0	0	0	0	0	0	0	0
Totals	12-4	16/16	47	31	13	4.0	32.0	1	19	19	1	4	0	1	0

2018 Postseason

Game	W/L	P/S	T	S	A	Sk	Yds	Int	Yds	Lg	TD	PD	FF	FR	Yds
Phi 1/6/19*	L	1/1	3	2	1	1.0	8.0	0	0	0	0	0	0	1	0
Totals	0-1	1/1	3	2	1	1.0	8.0	0	0	0	0	0	0	1	0

* Denotes NFC Wild Card Playoff Game

2017 Chicago Bears

Game	W/L	P/S	T	S	A	Sk	Yds	Int	Yds	Lg	TD	PD	FF	FR	Yds
Ari 9/10	L	1/1	5	3	2	0.0	0.0	0	0	0	0	0	0	1	0
at TB 9/17	L	1/1	2	0	2	0.0	0.0	0	0	0	0	0	0	0	1
Pit 9/24	W	1/1	1	0	1	0.0	0.0	0	0	0	0	0	0	0	0
at GB 10/28	L	1/1	3	3	0	1.0	1.0	0	0	0	0	0	0	0	0
Min 10/9	L	1/1	6	6	0	2.0	20.0	0	0	0	0	0	0	0	0
at Bal 10/15	W	1/1	2	0	2	0.0	0.0	0	0	0	0	0	0	0	0
Car 10/22	W	1/1	4	3	1	1.0	6.0	0	0	0	0	0	0	0	0
at NO 10/29	L	1/1	2	1	1	0.0	0.0	0	0	0	0	0	0	1	0
GB 11/12	L	1/1	4	3	1	0.5	4.0	0	0	0	0	0	0	0	0
Det 11/19	L	1/1	5	5	0	0.0	0.0	0	0	0	0	0	0	0	0
at Phi 11/26	L	0/0	0	0	0	0.0	0.0	0	0	0	0	0	0	0	0
SF 12/3	L	0/0	0	0	0	0.0	0.0	0	0	0	0	0	0	0	0
at Cin 12/10	W	0/0	0	0	0	0.0	0.0	0	0	0	0	0	0	0	0
at Det 12/16	L	0/0	0	0	0	0.0	0.0	0	0	0	0	0	0	0	0
Cle 12/24	W	0/0	0	0	0	0.0	0.0	0	0	0	0	0	0	0	0
Min 12/31	L	0/0	0	0	0	0.0	0.0	0	0	0	0	0	0	0	0
Totals	5-11	10/10	34	24	10	4.5	31.0	0	0	0	0	2	0	1	21

2016 Chicago Bears

Game	W/L	P/S	T	S	A	Sk	Yds	Int	Yds	Lg	TD	PD	FF	FR	Yds
at Hou 9/11	L	1/1	6	2	4	0.5	4.5	0	0	0	0	0	0	0	0
Phi 9/19	L	1/1	2	2	0	0.0	0.0	0	0	0	0	0	0	0	0
at Dal 9/25	L	1/1	5	4	1	0.0	0.0	0	0	0	0	0	0	0	0
Det 10/2	W	1/1	0	0	0	0.0	0.0	0	0	0	0	0	0	0	0
at Ind 10/9	L	0/0	0	0	0	0.0	0.0	0	0	0	0	0	0	0	0
vs Jax 10/16	L	0/0	0	0	0	0.0	0.0	0	0	0	0	0	0	0	0
at GB 10/20	L	1/1	3	2	1	2.0	23.0	0	0	0	0	0	0	1	1
Min 10/31	W	1/1	2	2	0	1.0	5.0	0	0	0	0	0	0	0	0
at TB 11/13	L	1/1	5	2	2	1.5	9.0	0	0	0	0	0	0	1	0
at NYG 11/20	L	1/1	2	1	1	0.0	0.0	0	0	0	0	0	0	0	0
vs Ten 11/27	L	0/0	0	0	0	0.0	0.0	0	0	0	0	0	0	0	0
SF 12/4	W	1/1	4	4	0	2.0	8.0	0	0	0	0	0	0	0	0
at Det 12/11	L	1/1	3	2	1	0.0	0.0	0	0	0	0	0	0	1	0
GB 12/18	L	1/1	0	0	0	0.0	0.0	0	0	0	0	0	0	0	0
Was 12/24	L	1/1	1	1	0	0.0	0.0	0	0	0	0	0	0	0	0
at Min 1/1/18	L	0/0	0	0	0	0.0	0.0	0	0	0	0	0	0	0	0
Totals	3-13	12/12	33	22	10	7.0	49.5	0	0	0	0	2	1	1	0



4 Jordan Fuller



Safety • Ohio State • Old Tappan, N.J.

Ht./Wt.: 6-2/203

NFL Exp.: 3 (3rd Rams)

GP/GS, (Playoffs): 31/29, (2/2)

Birth Date: 3/4/1998

Acquired: D6-'20 (No. 199 Overall)



Jordan Fuller, NFL Statistics



Regular Season

Year	Team	GP/GS	Tackles			Sacks	Yards	Int.	Interceptions			PD	Fumbles		Yards
			Total	Solo	Asst.				Yards	Long	TD		FF	FR	
2020	Los Angeles Rams	12/12	60	42	18	0.0	0.0	3	45	37	0	5	0	0	0
2021	Los Angeles Rams	16/16	113	63	50	0.0	0.0	1	34	34	0	5	0	0	0
2022	Los Angeles Rams	3/1	11	8	3	0.0	0.0	0	0	0	0	0	1	0	0
Totals		31/29	184	113	71	0.0	0.0	4	79	37	0	10	1	0	0

Postseason

Year	Team	GP/GS	Tackles			Sacks	Yards	Int.	Interceptions			PD	Fumbles		Yards
			Total	Solo	Asst.				Yards	Long	TD		FF	FR	
2020	Los Angeles Rams	2/2	12	7	5	0.0	0	0	0	0	0	0	0	0	0
2021	Los Angeles Rams						Inactive								
Totals		2/2	12	7	5	0.0	0	0	0	0	0	0	0	0	0



Jordan Fuller, Game-By-Game



2022 Los Angeles Rams

Game	W/L	P/S	T	S	A	Sk	Yds	Int	Yds	Lg	TD	PD	FF	FR	Yds
Buf 9/8	L	1/1	2	2	0	0	0	0	0	0	0	0	0	0	0
Atl 9/18	W	1/0	8	6	2	0	0	0	0	0	0	0	0	0	0
at Ari 9/25	W					Inactive									
at SF 10/3	L	1/0	1	0	1	0	0	0	0	0	0	0	1	0	0
Dal 10/9	L					Did Not Play									
Car 10/16	W					Did Not Play									
SF 10/30	L					Did Not Play									
at TB 11/6	L					Did Not Play									
Ari 11/13	L					Did Not Play									
at NO 11/20	L					Injured Reserve									
at KC 11/27	L					Injured Reserve									
Sea 12/4	L					Injured Reserve									
LV 12/8	W					Injured Reserve									
at GB 12/19	L					Injured Reserve									
Den 12/25	W					Injured Reserve									
at Lac 1/1/23						Injured Reserve									
at Sea TBD															
Totals	5-10	3/1	11	8	3	0.0	0.0	0	0	0	0	0	1	0	0

2021 Los Angeles Rams

Game	W/L	P/S	T	S	A	Sk	Yds	Int	Yds	Lg	TD	PD	FF	FR	Yds
Chi 9/12	W	1/1	11	6	5	0.0	0.0	0	0	0	0	0	0	0	0
at Ind 9/29	W	1/1	7	6	1	0.0	0.0	0	0	0	0	0	1	0	0
TB 9/26	W	1/1	5	3	2	0.0	0.0	0	0	0	0	0	0	0	0
Ari 10/3	L	1/1	7	5	2	0.0	0.0	0	0	0	0	0	0	0	0
at Sea 10/7	W	1/1	6	3	3	0.0	0.0	0	0	0	0	0	0	0	0
at NYG 10/17	W	1/1	11	8	3	0.0	0.0	0	0	0	0	0	0	0	0
Det 10/24	W	1/1	9	3	6	0.0	0.0	0	0	0	0	0	0	0	0
at Hou 10/31	W	1/1	4	2	2	0.0	0.0	0	0	0	0	0	0	0	0
Ten 11/7	L	1/1	7	3	4	0.0	0.0	0	0	0	0	0	1	0	0
at SF 11/15	L	1/1	8	4	4	0.0	0.0	0	0	0	0	0	0	0	0
at GB 11/28	L	1/1	7	3	4	0.0	0.0	0	0	0	0	0	2	0	0
Jax 12/5	W	1/1	8	5	3	0.0	0.0	0	0	0	0	0	0	0	0
at Ari 12/13	W	1/1	6	5	1	0.0	0.0	0	0	0	0	0	0	0	0
Sea 12/21	W					Inactive									
at Min 12/26	W	1/1	5	1	4	0.0	0.0	0	0	0	0	0	0	0	0
at Bal 1/2	W	1/1	6	3	3	0.0	0.0	1	34	34	0	1	1	0	0
SF 1/9/22	L	1/1	1	1	0	0.0	0.0	0	0	0	0	0	0	0	0
Totals	12-5	16/16	113	63	50	0.0	0.0	1	34	34	0	5	0	0	0

2021 Postseason

Game	W/L	P/S	T	S	A	Sk	Yds	Int	Yds	Lg	TD	PD	FF	FR	Yds
Ari 1/17/22 *	W					Inactive									
at TB 1/23/22 ^	W					Inactive									
SF 1/30/22 ~	W					Inactive									
Cin 2/13/22 +	W					Inactive									
Totals	4-0		0	0	0	0	0	0	0	0	0	0	0	0	0

* Denotes NFC Wild Card Game, ^ Denotes NFC Divisional Round,



Jordan Fuller, Game-By-Game



2020 Los Angeles Rams

Game	W/L	P/S	T	S	A	Sk	Yds	Int	Yds	Lg	TD	PD	FF	FR	Yds
Dal 9/13	W	1/1	8	5	3	0.0	0.0	0	0	0	0	0	0	0	0
at Phi 9/20	W	1/1	9	5	4	0.0	0.0	0	0	0	0	0	0	0	0
at Buf 9/27	L	1/1	0	0	0	0.0	0.0	0	0	0	0	0	0	0	0
NYG 10/4	W														
at Was 10/11	W	1/1	4	3	1	0.0	0.0	0	0	0	0	2	0	0	0
at SF 10/18	L														
Chi 10/26	W														
at Mia 11/1	L														
Sea 11/15	W	1/1	3	3	0	0.0	0.0	0	0	0	0	0	0	0	0
at TB 11/23	W	1/1	4	4	0	0.0	0.0	2	43	0	0	2	0	0	0
SF 11/29	L	1/1	4	1	3	0.0	0.0	1	3	0	0	1	0	0	0
at Ari 12/6	W	1/1	3	3	0	0.0	0.0	0	0	0	0	0	0	0	0
NE 12/10	W	1/1	6	6	0	0.0	0.0	0	0	0	0	0	0	0	0
NYJ 12/20	L	1/1	7	6	1	0.0	0.0	0	0	0	0	0	0	0	0
at Sea 12/27	L	1/1	7	5	2	0.0	0.0	0	0	0	0	0	0	0	0
Ari 1/3/21	W	1/1	5	1	4	0.0	0.0	0	0	0	0	0	0	0	0
Totals	10-6	12/12	60	42	18	0.0	0.0	3	45	0	0	5	0	0	0

2020 Postseason

Game	W/L	P/S	T	S	A	Sk	Yds	Int	Yds	Lg	TD	PD	FF	FR	Yds
at Sea 1/9/21*	W	1/1	7	4	3	0	0	0	0	0	0	0	0	0	0
at GB 1/16/21^	L	1/1	5	3	2	0.0	0	0	0	0	0	0	0	0	0
Totals	1-1	2/2	12	7	5	0	0	0	0	0	0	0	0	0	0

*Denotes NFC Wild Card Round, ^Denotes NFC Divisional Round



91 Greg Gaines



Defensive Tackle • Washington • La Habra, Calif.

Ht./Wt.: 6-1/312

NFL Exp.: 4 (4th Rams)

GP/GS, (Playoffs): 57/25, (6/4)

Birth Date: 5/6/1996

Acquired: D4-'19 (No. 134 Overall)



Greg Gaines, NFL Statistics



Regular Season

Year	Team	GP/GS	Tackles			Asst.	Sacks	Yards	Interceptions				PD	Fumbles		
			Total	Solo	Yds				Int.	Yards	Long	TD		FF	FR	Yards
2019	Los Angeles Rams	10/0	13	6	7	0.5	2.0	0	0	0	0	0	0	0	0	0
2020	Los Angeles Rams	16/0	18	9	9	1.5	4.0	0	0	0	0	0	0	0	1	0
2021	Los Angeles Rams	17/13	55	28	27	4.5	21.5	0	0	0	0	0	0	0	0	0
2022	Los Angeles Rams	14/12	35	15	20	4	29.0	0	0	0	0	0	0	0	0	0
Totals		57/25	121	58	63	10.5	56.5	0	0	0	0	0	0	0	1	0

Postseason

Year	Team	GP/GS	Tackles			Asst.	Sacks	Yards	Interceptions				PD	Fumbles		
			Total	Solo	Yds				Int.	Yards	Long	TD		FF	FR	Yards
2020	Los Angeles Rams	2/0	3	2	1	0.0	0	0	0	0	0	0	0	0	0	0
2021	Los Angeles Rams	4/4	12	3	9	0.5	3.5	0	0	0	0	2	0	0	0	0
Totals		6/4	15	5	10	0.5	3.5	0	0	0	0	2	0	0	0	0



Greg Gaines, Game-By-Game



2022 Los Angeles Rams

Game	W/L	P/S	T	S	A	Sk	Yds	Int	Yds	Lg	TD	PD	FF	FR	Yds
Buf 9/8	L	1/1	2	0	2	0	0	0	0	0	0	0	0	0	0
Atl 9/18	W	1/1	3	2	1	0	0	0	0	0	0	0	0	0	0
at Ari 9/25	W	1/1	1	1	0	0	0	0	0	0	0	0	0	0	0
at SF 10/3	L	1/1	3	0	3	0	0	0	0	0	0	0	0	0	0
Dal 10/9	L	1/1	4	2	2	0	0	0	0	0	0	0	0	0	0
Car 10/16	W	1/0	0	0	0	0	0	0	0	0	0	0	0	0	0
SF 10/30	L	1/0	3	1	2	1	4.0	0	0	0	0	0	0	0	0
at TB 11/6	L	1/1	0	0	0	0	0	0	0	0	0	0	0	0	0
Ari 11/13	L					Inactive									
at NO 11/20	L	1/1	2	2	0	2	21	0	0	0	0	0	0	0	0
at KC 11/27	L	1/1	3	0	3	0	0	0	0	0	0	0	0	0	0
Sea 12/4	L	1/1	1	0	1	0	0	0	0	0	0	0	0	0	0
LV 12/8	W	1/1	6	3	3	0	0	0	0	0	0	0	0	0	0
at GB 12/19	L	1/1	6	5	1	1	4	0	0	0	0	0	0	0	0
Den 12/25	W	1/1	1	0	1	0	0	0	0	0	0	0	0	0	0
at Lac 1/1/23															
at Sea TBD															
Totals		5-10	14/12	35	15	20	4.0	29.0	0	0	0	0	0	0	0

2021 Los Angeles Rams

Game	W/L	P/S	T	S	A	Sk	Yds	Int	Yds	Lg	TD	PD	FF	FR	Yds
Chi 9/12	W	1/1	1	0	1	0.0	0.0	0	0	0	0	0	0	0	0
at Ind 9/19	W	1/0	2	1	1	0.5	4.0	0	0	0	0	0	0	0	0
TB 9/26	W	1/0	2	1	1	0.0	0.0	0	0	0	0	0	0	0	0
Ari 10/3	L	1/0	3	1	2	0.0	0.0	0	0	0	0	0	0	0	0
at Sea 10/7	W	1/1	2	1	1	0.0	0.0	0	0	0	0	0	0	0	0
at NYG 10/17	W	1/1	2	1	1	0.0	0.0	0	0	0	0	0	0	0	0
Det 10/24	W	1/0	4	3	1	0.0	0.0	0	0	0	0	0	0	0	0
at Hou 10/31	W	1/1	4	0	4	0.5	3.5	0	0	0	0	0	0	0	0
Ten 11/7	L	1/1	3	2	1	0.5	3.0	0	0	0	0	0	0	0	0
at SF 11/15	L	1/1	5	2	3	0.0	0.0	0	0	0	0	0	0	0	0
at GB 11/28	L	1/1	7	5	2	1.0	0.0	0	0	0	0	0	0	0	0
Jax 12/5	W	1/1	4	2	2	0.0	0.0	0	0	0	0	0	0	0	0
at Ari 12/13	W	1/1	5	3	2	1.0	4.0	0	0	0	0	0	0	0	0
Sea 12/21	W	1/1	2	1	1	0.0	0.0	0	0	0	0	0	0	0	0
at Min 12/26	W	1/1	2	2	0	1.0	7.0	0	0	0	0	0	0	0	0
at Bal 1/2	W	1/1	3	2	1	0.0	0.0	0	0	0	0	0	0	0	0
SF 1/9/22	L	1/1	4	1	3	0.0	0.0	0	0	0	0	0	0	0	0
Totals		12-5	17/13	55	28	27	4.5	21.5	0	0	0	0	0	0	0

2021 Postseason

Game	W/L	P/S	T	S	A	Sk	Yds	Int	Yds	Lg	TD	PD	FF	FR	Yds
Ari 1/17/22 *	W	1/1	4	1	3	0.5	3.5	0	0	0	0	0	0	0	0
at TB 1/23/22 ^	W	1/1	2	1	1	0.0	0.0	0	0	0	0	0	0	0	0
SF 1/30/22 ~	W	1/1	3	1	2	0.0	0.0	0	0	0	0	0	2	0	0
Cin 2/13/22 +	W	1/1	3	0	3	0.0	0.0	0	0	0	0	0	0	0	0
Totals		4-0	12	3	9	0.5	3.5	0	0	0	0	2	0	0	0

* Denotes NFC Wild Card Game, ^ Denotes NFC Divisional Round,

~ Denotes NFC Championship, + Denotes Super Bowl



8 Matt Gay

Kicker • Utah • Orem, Utah

Ht./Wt.: **6-0/232**
 NFL Exp.: **4 (3rd Rams)**
 GP/GS, (Playoffs): **55/0, (6/0)**
 Birth Date: **3/15/1994**
 Acquired: **FA-'20**



Regular Season Scoring											
Year	Team	GP	FG	FGA	Pct.	Long	XPM	XPA	Pct.	Block	Pts.
2019	Tampa Bay Buccaneers	16	27	35	77.1	58	43	48	89.6	1	124
2020	Los Angeles Rams	7	14	16	87.5	51	16	16	100.0	0	58
2021	Los Angeles Rams	17	32	34	94.1	55	48	49	98.0	0	144
2022	Los Angeles Rams	15	24	26	92.3	58	29	30	96.7	0	101
Totals		55	97	111	87.4	58	136	143	95.1	1	427

Regular Season Field Goals											
Year	Team	1-19	PCT.	20-29	PCT.	30-39	PCT.	40-49	PCT.	50+	PCT.
2019	Tampa Bay Buccaneers	0-0	0.0	6-6	100.0	5-7	71.4	11-14	78.6	5-8	62.5
2020	Los Angeles Rams	0-0	0.0	2-2	100.0	5-6	83.3	6-7	75.0	1-1	0.0
2021	Los Angeles Rams	0-0	0.0	6-6	100.00	15-15	100.0	7-8	87.5	4-5	80.0
2022	Los Angeles Rams	0-0	0.0	7-7	100.0	7-7	100.0	3-3	100.0	7-9	77.8
Totals		0-0	0.0	21-21	100.0	32-35	91.4	27-32	84.4	17-23	73.9

Postseason Scoring											
Year	Team	GP	FG	FGA	Pct.	Long	XPM	XPA	Pct.	Block	Pts.
2020	Los Angeles Rams	1	3	3	100.0	40	3	3	100.0	0	12
2021	Los Angeles Rams	4	8	10	80.0	46	11	11	100.0	0	35
Totals		5	11	13	84.6	46	14	14	100.0	0	47

Postseason Field Goals											
Year	Team	1-19	PCT.	20-29	PCT.	30-39	PCT.	40-49	PCT.	50+	PCT.
2020	Los Angeles Rams	0-0	0.0	0-0	100.0	2-2	100.0	1-1	100.0	0-0	100.0
2021	Los Angeles Rams	0-0	0.0	1-1	100.0	3-3	100.0	4-5	80.0	0-1	0.0
Totals		0-0	0.0	1-1	100.0	5-5	100.0	5-6	83.3	0-1	0.0



2022 Los Angeles Rams

Game	W/L	Pts	XP/XPA	FG/FGA	1-19	20-29	30-39	40-49	50+
Buf 9/8	L	4	1/1	1/1	0/0	0/0	0/0	0/0	1/1
Atl 9/18	W	7	4/4	1/1	0/0	1/1	0/0	0/0	0/0
at Ari 9/25	W	8	2/2	2/2	0/0	1/1	0/0	1/1	0/0
at SF 10/3	L	9	0/0	3/3	0/0	2/2	1/1	0/0	0/0
Dal 10/9	L	4	1/1	1/2	0/0	1/1	0/0	0/0	0/1
Car 10/16	W	6	3/3	1/1	0/0	1/1	0/0	0/0	0/0
SF 10/30	L	2	2/2	0/0	0/0	0/0	0/0	0/0	0/0
at TB 11/6	L	7	1/1	2/2	0/0	1/1	1/1	0/0	0/0
Ari 11/13	L	5	2/2	1/1	0/0	0/0	1/1	0/0	0/0
at NO 11/20	L	8	2/2	2/2	0/0	0/0	1/1	0/0	1/1
at KC 11/27	L	4	1/1	1/1	0/0	0/0	0/0	1/1	0/0
Sea 12/4	L	11	2/2	3/3	0/0	0/0	1/1	1/1	1/1
LV 12/8	W	5	2/2	1/2	0/0	0/0	0/0	0/0	1/2
at GB 12/19	L	6	0/1	2/2	0/0	0/0	1/1	0/0	1/1
Den 12/25	W	15	6/6	3/3	0/0	0/0	1/1	0/0	2/2
at Lac 1/1/23									
at Sea TBD									
Totals	5-10	101	29/30	24/26	0/0	7/7	7/7	3/3	7/9



Matt Gay, Game-By-Game



2021 Los Angeles Rams

Game	W/L	Pts	XP/XPA	FG/FGA	1-19	20-29	30-39	40-49	50+
Chi 9/12	W	10	4/4	2/2	0/0	1/1	0/0	0/0	1/1
at Ind 9/19	W	9	3/3	2/2	0/0	0/0	2/2	0/0	0/0
TB 9/27	W	8	2/2	2/2	0/0	1/1	0/0	1/1	0/0
Ari 10/3	L	8	2/2	2/3	0/0	1/1	0/0	1/2	0/0
at Sea 10/7	W	8	2/3	2/2	0/0	0/0	1/1	1/1	0/0
at NYG 10/17	W	8	5/5	1/1	0/0	0/0	1/1	0/0	0/0
Det 10/24	W	8	2/2	2/2	0/0	0/0	1/1	1/1	0/0
at Hou 10/31	W	8	5/5	1/1	0/0	1/1	0/0	0/0	0/0
Ten 11/7	L	10	1/1	3/3	0/0	1/1	1/1	0/0	1/1
at SF 11/15	L	4	1/1	1/1	0/0	0/0	1/1	0/0	0/0
at GB 11/28	L	8	2/2	2/2	0/0	0/0	2/2	0/0	0/0
Jax 12/5	W	13	4/4	3/3	0/0	0/0	1/1	2/2	0/0
at Ari 12/13	W	12	3/3	3/3	0/0	0/0	2/2	0/0	1/1
Sea 12/21	W	8	2/2	2/2	0/0	0/0	1/1	0/0	1/1
at Min 12/26	W	12	3/3	3/3	0/0	1/1	2/2	0/0	0/0
at Bal 1/2/22	W	2	2/2	0/1	0/0	0/0	0/0	0/0	0/0
SF 1/9/22	L	6	3/3	1/1	0/0	0/0	0/0	1/1	0/0
Totals	12-5	144	48/49	32/34	0/0	6/6	14/14	7/8	4/5

2021 Postseason

Game	W/L	Pts	XP/XPA	FG/FGA	1-19	20-29	30-39	40-49	50+
Ari 1/17/22*	W	10	4/4	2/2	0/0	0/0	1/1	1/1	0/0
at TB 1/23/22^	W	12	3/3	3/4	0/0	1/1	1/1	1/2	0/0
SF 1/30/22 ~	W	8	2/2	2/3	0/0	0/0	1/1	1/1	0/1
Cin 2/13/22 +	W	5	2/2	1/1	0/0	0/0	0/0	1/1	0/0
Totals	4-0	35	4/4	8/10	0/0	1/1	3/3	4/5	0/1

*Denotes NFC Wild Card Round, ^Denotes NFC Divisional Round
 ~ Denotes NFC Championship Game, + Denotes Super Bowl

2020 Los Angeles Rams

Game	W/L	Pts	XP/XPA	FG/FGA	1-19	20-29	30-39	40-49	50+
Dal 9/13	W	-	-	-	-	-	-	-	-
at Phi 9/20	W	-	-	-	-	-	-	-	-
at Buf 9/27	L	-	-	-	-	-	-	-	-
NYG 10/4	W	-	-	-	-	-	-	-	-
at Was 10/11	W	-	-	-	-	-	-	-	-
at SF 10/18	L	-	-	-	-	-	-	-	-
Chi 10/26	W	-	-	-	-	-	-	-	-
at Mia 11/1	L	-	-	-	-	-	-	-	-
Sea 11/15	W	-	-	-	-	-	-	-	-
at TB 11/23	W	9	3/3	2/3	0/0	0/0	1/1	1/2	0/0
SF 11/29	L	8	2/2	2/2	0/0	0/0	0/0	2/2	0/0
at Ari 12/6	W	8	5/5	1/2	0/0	0/0	1/2	0/0	0/0
NE 12/10	W	6	3/3	1/1	0/0	0/0	1/1	0/0	0/0
NYJ 12/20	L	8	2/2	0/0	0/0	0/0	0/0	2/2	0/0
at Sea 12/27	L	9	0/0	3/3	0/0	0/0	1/1	1/1	1/1
Ari 1/3/21	W	10	1/1	3/3	0/0	2/2	1/1	0/0	0/0
Totals	10-6	58	16/16	14/16	0/0	2/2	5/6	6/7	1/1


2020 Postseason

Game	W/L	Pts	XP/XPA	FG/FGA	1-19	20-29	30-39	40-49	50+
at Sea 1/9/21*	W	12	3/3	3/3	0/0	0/0	2/2	1/1	0/0
at GB 1/16/21^	L	4	1/1	1/1	0/0	0/0	1/1	0/0	0/0
Totals	1-1	16	4/4	4/4	0/0	0/0	3/3	1/1	0/0

*Denotes NFC Wild Card Round, ^Denotes NFC Divisional Round

2019 Tampa Bay Buccaneers

Game	W/L	Pts	XP/XPA	FG/FGA	1-19	20-29	30-39	40-49	50+
SF 9/8	L	5	2/2	1/1	0/0	0/0	1/1	0/0	0/0
at Car 9/12	W	8	2/2	2/3	0/0	0/0	1/1	1/2	0/0
NYG 9/22	L	13	1/3	4/5	0/0	0/0	0/1	1/1	1/1
at LA 9/29	W	13	7/7	2/2	0/0	1/1	0/0	0/0	1/1
at NO 10/6	L	6	3/3	1/1	0/0	0/0	0/0	1/1	0/0
Car 10/13	L	4	1/1	1/1	0/0	0/0	0/0	0/0	1/1
at Ten 10/27	L	9	0/0	3/3	0/0	2/2	0/0	1/1	0/0
at Sea 11/3	L	10	4/4	2/3	0/0	0/0	0/0	2/2	0/1
Ari 11/10	W	12	3/3	3/3	0/0	0/0	1/1	2/2	0/0
NO 11/17	L	5	2/2	1/1	0/0	0/0	0/0	0/0	1/1
at Atl 11/24	W	5	2/5	1/1	0/0	0/0	1/1	0/0	0/0
at Jax 12/1	W	8	2/2	2/2	0/0	1/1	1/1	0/0	0/0
Ind 12/8	W	8	5/5	1/1	0/0	0/0	0/0	1/1	0/0
at Det 12/15	W	8	5/5	1/2	0/0	0/0	0/0	1/1	0/1
Hou 12/21	L	8	2/2	2/3	0/0	0/0	0/0	1/1	1/2
Atl 12/29	L	2	2/2	0/3	0/0	0/0	0/1	0/2	0/0
Totals	7-9	124	43/48	27/35	0/0	6/6	5/7	11/14	5/8



87 Jacob Harris



Wide Receiver • Central Florida • Palm Harbor, FL.

Ht./Wt.: **6-5/211**
 NFL Exp.: **2nd (2nd Rams)**
 GP/GS, (Playoffs): **16/0, (0/0)**
 Birth Date: **4/16/1997**
 Acquired: **D4-'21 (No. 141)**



Jacob Harris, NFL Statistics



Regular Season

Year	Team	GP/GS	No.	Receiving				Rushing				TD	
				Yards	Avg.	Long	TD	Att.	Yards	Avg.	Long		
2021	Los Angeles Rams	9/0	0	0	0	0	0	0	0	0	0.0	0	0
2022	Los Angeles Rams	7/0	1	6	6.0	6	0	0	0	0	0	0	0
Totals		16/0	1	6	6.0	6	0	0	0	0	0	0	0



Jacob Harris, Game-By-Game



2022 Los Angeles Rams

Game	W/L	P/S	Receiving				Rushing				TD		
			No.	Yards	Avg.	Long	Att.	Yards	Avg.	Long			
Buf 9/8	L												
Ari 9/18	W	1/0	0	0	0	0	0	0	0	0	0	0	0
at Ari 9/25	W	1/0	0	0	0	0	0	0	0	0	0	0	0
at SF 10/3	L												
Dal 10/9	L	1/0	0	0	0	0	0	0	0	0	0	0	0
Car 10/16	W												
SF 10/30	L												
at TB 11/6	L												
Ari 11/13	L												
at NO 11/20	L	1/0	0	0	0	0	0	0	0	0	0	0	0
at KC 11/27	L	1/0	1	6	6.0	6	0	0	0	0	0	0	0
Sea 12/4	L	1/0	0	0	0	0	0	0	0	0	0	0	0
LV 12/8	W	1/0	0	0	0	0	0	0	0	0	0	0	0
at GB 12/19	L												
Den 12/25	W												
at Lac 1/1/23													
at Sea TBD													
Totals		5-10	7/0	1	6	6.0	6	0	0	0	0	0	0

2021 Los Angeles Rams

Game	W/L	P/S	Receiving				Rushing				TD		
			No.	Yards	Avg.	Long	Att.	Yards	Avg.	Long			
Chi 9/12	W	1/0	0	0	0.0	0	0	0	0	0	0.0	0	0
at Ind 9/19	W	1/0	0	0	0.0	0	0	0	0	0	0.0	0	0
TB 9/26	W	1/0	0	0	0.0	0	0	0	0	0	0.0	0	0
Ari 10/3	L	1/0	0	0	0.0	0	0	0	0	0	0.0	0	0
at Sea 10/7	W	1/0	0	0	0.0	0	0	0	0	0	0.0	0	0
at NYG 10/17	W	1/0	0	0	0.0	0	0	0	0	0	0.0	0	0
Det 10/24	W	1/0	0	0	0.0	0	0	0	0	0	0.0	0	0
at Hou 10/31	W	1/0	0	0	0.0	0	0	0	0	0	0.0	0	0
Ten 11/7	L	1/0	0	0	0.0	0	0	0	0	0	0.0	0	0
at SF 11/15	L												
at GB 11/28	L												
Jax 12/5	W												
at Ari 12/13	W												
Sea 12/21	W												
at Min 12/26	W												
at Bal	W												
SF 1/9/22	L												
Totals		12-5	9/0	0	0	0	0	0	0	0	0.0	0	0



79 Rob Havenstein



Tackle • Wisconsin • Mount Airy, Md.

Ht./Wt.: **6-8/330**
NFL Exp.: **8th (8th Rams)**
GP/GS, (Playoffs): **114/114, (10/10)**
Birth Date: **5/13/1992**
Acquired: **D2-'15 (No. 57)**

Havenstein's Career Games/Starts:

Year	Teams	GP/GS
2022	Los Angeles Rams	15/15
2021	Los Angeles Rams	15/15
2020	Los Angeles Rams	16/16
2019	Los Angeles Rams	9/9
2018	Los Angeles Rams	16/16
2017	Los Angeles Rams	15/15
2016	Los Angeles Rams	15/15
2015	St. Louis Rams	13/13
Totals		114/114
Postseason		10/10



89 Tyler Higbee



Tight End • Western Kentucky • Clearwater, Fla.

Ht./Wt.: **6-6/255**
 NFL Exp.: **7 (7th Rams)**
 GP/GS, (Playoffs): **108/99, (9/9)**
 Birth Date: **1/1/1993**
 Acquired: **D4A-'16 (No. 110 Overall)**



Tyler Higbee, NFL Statistics



Regular Season

Year	Team	G/S	No.	Receiving				Att.	Rushing			
				Yards	Avg.	Long	TD		Yards	Avg.	Long	TD
2016	Los Angeles Rams	16/7	11	85	7.7	31	1	0	0	0.0	0	0
2017	Los Angeles Rams	16/16	25	295	11.8	38	1	0	0	0.0	0	0
2018	Los Angeles Rams	16/16	24	292	12.2	36	2	0	0	0.0	0	0
2019	Los Angeles Rams	15/15	69	734	10.6	33	3	0	0	0.0	0	0
2020	Los Angeles Rams	15/15	44	521	13.7	44	5	1	1	1.0	1	0
2021	Los Angeles Rams	15/15	61	560	9.18	37	5	0	0	0.0	0	0
2022	Los Angeles Rams	15/15	65	576	8.9	26	3	0	0	0.0	0	0
Totals		108/99	299	3,063	10.2	44	20	1	1	1.0	1	0

Postseason

Year	Team	G/S	No.	Receiving				Att.	Rushing			
				Yards	Avg.	Long	TD		Yards	Avg.	Long	TD
2017	Los Angeles Rams	1/1	1	11	11.0	11	0	0	0	0.0	0	0
2018	Los Angeles Rams	3/3	6	55	9.2	19	1	0	0	0.0	0	0
2020	Los Angeles Rams	2/2	3	9	3.0	4	0	0	0	0.0	0	0
2021	Los Angeles Rams	3/3	9	115	12.8	29	0	0	0	0.0	0	0
Totals		9/9	19	190	10.0	19	1	0	0	0.0	0	0



Tyler Higbee, Game-By-Game



2022 Los Angeles Rams

Game	W/L	P/S	Receiving				TD	Rushing				
			No.	Yards	Avg.	Long		Att.	Yards	Avg.	Long	TD
Buf 9/8	L	1/1	5	39	7.8	11	0	0	0	0	0	0
Atl 9/18	W	1/1	7	71	10.1	18	0	0	0	0	0	0
at Ari 9/25	W	1/1	4	61	15.3	26	0	0	0	0	0	0
at SF 10/3	L	1/1	10	73	7.3	12	0	0	0	0	0	0
Dal 10/9	L	1/1	7	46	6.6	10	0	0	0	0	0	0
Car 10/16	W	1/1	1	7	7.0	7	0	0	0	0	0	0
SF 10/30	L	1/1	2	15	7.5	10	0	0	0	0	0	0
at TB 11/6	L	1/1	0	0	0	0	0	0	0	0	0	0
Ari 11/13	L	1/1	8	73	9.1	25	0	0	0	0	0	0
at NO 11/20	L	1/1	4	45	11.3	20	0	0	0	0	0	0
at KC 11/27	L	1/1	0	0	0	0	0	0	0	0	0	0
Sea 12/4	L	1/1	2	14	7.0	9	0	0	0	0	0	0
LV 12/8	W	1/1	2	11	5.5	6	0	0	0	0	0	0
at GB 12/19	L	1/1	4	27	6.8	8	1	0	0	0	0	0
Den 12/25	W	1/1	9	94	10.4	21	2	0	0	0	0	0
at Lac 1/1/23												
at Sea TBD												
Totals		5-10	15/15	65	576	8.9	26	3	0	0	0	0

2021 Los Angeles Rams

Game	W/L	P/S	Receiving				TD	Rushing				
			No.	Yards	Avg.	Long		Att.	Yards	Avg.	Long	TD
Chi 9/12	W	1/1	5	68	13.6	37	0	0	0	0	0	0
at Ind 9/19	W	1/1	1	8	8.0	8	0	0	0	0	0	0
TB 9/26	W	1/1	5	40	7.4	12	1	0	0	0	0	0
Ari 10/3	L	1/1	4	36	9.0	18	0	0	0	0	0	0
at Sea 10/7	W	1/1	2	14	7.0	13	1	0	0	0	0	0
at NYG 10/17	W	1/1	5	36	7.2	10	0	0	0	0	0	0
Det 10/24	W	1/1	5	46	9.2	16	0	0	0	0	0	0
at Hou 10/31	W	1/1	3	25	8.3	11	0	0	0	0	0	0
Ten 11/7	L	1/1	5	51	10.2	26	0	0	0	0	0	0
at SF 11/15	L	1/1	3	20	6.8	12	1	0	0	0	0	0
at GB 11/28	L	1/1	1	3	3.0	3	0	0	0	0	0	0
Jax 12/5	W	1/1	5	48	9.6	22	0	0	0	0	0	0
at Ari 12/13	W											
Sea 12/21	W											
at Min 12/26	W	1/1	5	41	8.2	12	0	0	0	0	0	0
at Bal	W	1/1	6	69	11.5	19	0	0	0	0	0	0
SF 1/9/22	L	1/1	6	55	9.2	15	2	0	0	0	0	0
Totals		12-5	15/15	61	560	9.2	37	5	0	0	0	0

2021 Postseason

Game	W/L	P/S	Receiving				TD	Rushing				
			No.	Yards	Avg.	Long		Att.	Yards	Avg.	Long	TD
Ari 1/17/22*	W	1/1	3	46	15.3	22	0	0	0	0	0	0
at TB 1/23/22^	W	1/1	4	51	12.6	29	0	0	0	0	0	0
SF 1/30/22~	W	1/1	2	18	9.0	14	0	0	0	0	0	0
Cin 2/13/22+	W											
Totals		4-0	3/3	9	115	12.8	29	0	0	0	0	0

* Denotes NFC Wild Card Game, ^ Denotes NFC Divisional Round, ~ Denotes NFC Championship, + Denotes Super Bowl



Tyler Higbee, Game-By-Game



2020 Los Angeles Rams

Game	W/L	P/S	Receiving				Rushing				TD
			No.	Yards	Avg.	Long	Att.	Yards	Avg.	Long	
Dal 9/13	W	1/1	3	40	13.3	21	0	0	0.0	0	0
at Phi 9/20	W	1/1	5	54	11.8	28t	3	0	0.0	0	0
at Buf 9/27	L	1/1	2	40	20.0	31	0	0	0.0	0	0
NYG 10/4	W	1/1	3	20	7.0	8	0	0	0.0	0	0
at Was 10/11	W	1/1	2	12	6.0	9	0	0	0.0	0	0
at SF 10/18	L	1/1	3	56	18.7	31	0	0	0.0	0	0
Chi 10/26	W					Inactive					
at Mia 11/1	L	1/1	2	14	7.0	13	0	0	0.0	0	0
Sea 11/15	W	1/1	3	60	20.0	39	0	0	0.0	0	0
at TB 11/23	W	1/1	4	19	4.8	7	0	1	1.0	1	0
SF 11/29	L	1/1	1	6	6.0	6	0	0	0.0	0	0
at Ari 12/6	W	1/1	4	24	6.0	16	1	0	0.0	0	0
NE 12/10	W	1/1	2	34	17.0	25	0	0	0.0	0	0
NYJ 12/20	L	1/1	4	67	16.8	44	1	0	0.0	0	0
at Sea 12/27	L	1/1	3	34	11.3	22	0	0	0.0	0	0
Ari 1/3/21	W	1/1	3	41	13.7	26	0	0	0.0	0	0
Totals	10-6	15/15	44	521	11.1	44	5	1	1.0	1	0

Game	W/L	P/S	Receiving				Rushing				TD
			No.	Yards	Avg.	Long	Att.	Yards	Avg.	Long	
at Sea 19/21*	W	1/1	1	4	4.0	4	0	0	0.0	0	0
at GB 1/6/21^	L	1/1	2	5	2.5	4	0	0	0.0	0	0
Totals	1-1	2/2	3	9	3.0	4	0	0	0.0	0	0

* Denotes NFC Wild Card Game, ^ Denotes NFC Divisional Round
2019 Los Angeles Rams

Game	W/L	P/S	Receiving				Rushing				TD
			No.	Yards	Avg.	Long	Att.	Yards	Avg.	Long	
at Car 9/8	W	1/1	4	20	5.0	6	1	0	0.0	0	0
NO 9/15	W	1/1	2	21	10.5	18	0	0	0.0	0	0
at Cle 9/22	W	0/0				Inactive					
TB 9/29	L	1/1	4	41	10.2	13	0	0	0.0	0	0
at Sea 10/3	L	1/1	3	47	15.7	20	0	0	0.0	0	0
SF 10/13	L	1/1	3	25	8.3	9	0	0	0.0	0	0
at Atl 10/20	W	1/1	1	8	8.0	8	0	0	0.0	0	0
Cin 10/27	W	1/1	1	8	8.0	8	0	0	0.0	0	0
at Pit 11/10	L	1/1	3	22	7.3	12	0	0	0.0	0	0
Chi 11/17	W	1/1	0	0	0.0	0	0	0	0.0	0	0
Bal 11/25	L	1/1	5	20	4.0	7	0	0	0.0	0	0
at Ari 12/1	W	1/1	7	107	15.3	26	1	0	0.0	0	0
Sea 12/8	W	1/1	7	116	16.6	33	0	0	0.0	0	0
at Dal 12/15	L	1/1	12	111	9.3	26	0	0	0.0	0	0
SF 12/21	L	1/1	9	104	11.6	20	0	0	0.0	0	0
Ari 12/29	W	1/1	8	84	10.5	22	1	0	0.0	0	0
Totals	9-7	15/15	69	734	10.6	33	3	0	0.0	0	0

2018 Los Angeles Rams

Game	W/L	P/S	Receiving				Rushing				TD
			No.	Yards	Avg.	Long	Att.	Yards	Avg.	Long	
at Oak 9/10	W	1/1	0	0	0.0	0	0	0	0.0	0	0
Ari 9/16	W	1/1	1	3t	3.0	3	1	0	0.0	0	0
LAC 9/23	W	1/1	2	35	17.5	20	0	0	0.0	0	0
Min 9/27	W	1/1	0	0	0.0	0	0	0	0.0	0	0
at Sea 10/7	W	1/1	2	26	13.0	17	0	0	0.0	0	0
at Den 10/14	W	1/1	0	0	0.0	0	0	0	0.0	0	0
at SF 10/21	W	1/1	0	0	0.0	0	0	0	0.0	0	0
GB 10/28	W	1/1	1	6	6.0	6	0	0	0.0	0	0
at NO 11/4	L	1/1	2	40	20.0	33	0	0	0.0	0	0
Sea 11/11	W	1/1	3	25	8.3	10	1	0	0.0	0	0
KC 11/19	W	1/1	6	68	10.5	16	0	0	0.0	0	0
at Det 12/2	W	1/1	2	19	9.5	16	0	0	0.0	0	0
at Chi 12/9	L	1/1	1	9	9.0	0	0	0	0.0	0	0
Phi 12/16	L	1/1	2	14	7.0	11	0	0	0.0	0	0
at Ari 12/23	W	1/1	1	16	16.0	16	0	0	0.0	0	0
SF 12/30	W	1/1	1	36	36.0	36	0	0	0.0	0	0
Totals	13-3	16/16	24	292	12.2	36	2	0	0.0	0	0

2018 Postseason

Game	W/L	P/S	Receiving				Rushing				TD
			No.	Yards	Avg.	Long	Att.	Yards	Avg.	Long	
Dal 1/12/19 *	W	1/1	2	30	15.0	19	0	0	0.0	0	0
at NO 1/20/19 ^	W	1/1	4	25	6.3	12	1	0	0.0	0	0
NE 2/3/19 !	L	1/1	2	30	15.0	19	0	0	0.0	0	0
Totals	2-1	3/3	6	55	9.2	19	1	0	0.0	0	0

* Denotes NFC Divisional Playoff Game, ^ Denotes NFC Championship Game, ! Denotes Super Bowl LIII

2017 Los Angeles Rams

Game	W/L	P/S	Receiving				Rushing				TD
			No.	Yards	Avg.	Long	Att.	Yards	Avg.	Long	
Ind 9/10	W	1/1	2	17	8.5	9	0	0	0.0	0	0
Was 9/17	L	1/1	0	0	0.0	0	0	0	0.0	0	0
at SF 9/21	W	1/1	1	4	4.0	4	0	0	0.0	0	0
at Dal 10/1	W	1/1	3	47	15.7	29	0	0	0.0	0	0
Sea 10/8	L	1/1	4	98	24.5	35	0	0	0.0	0	0
at Jax 10/15	W	1/1	1	0	0.0	0	0	0	0.0	0	0
Ari 10/22	W	1/1	3	13	4.3	5	0	0	0.0	0	0
at NYG 11/5	W	1/1	1	8	8.0	8t	1	0	0.0	0	0
Hou 11/12	W	1/1	2	22	11.0	15	0	0	0.0	0	0
at Min 11/19	L	1/1	1	5	5.0	5	0	0	0.0	0	0
NO 11/26	W	1/1	3	48	16.0	38	0	0	0.0	0	0
at Ari 12/3	W	1/1	1	1	6.0	6	0	0	0.0	0	0
Phi 12/10	L	1/1	0	0	0.0	0	0	0	0.0	0	0
at Sea 12/17	W	1/1	1	12	12.0	12	0	0	0.0	0	0
at Ten 12/24	W	1/1	2	15	7.5	10	0	0	0.0	0	0
SF 12/31	L	1/1	0	0	0.0	0	0	0	0.0	0	0
Totals	11-5	16/16	25	295	11.8	38	1	0	0.0	0	0

2017 Postseason

Game	W/L	P/S	Receiving				Rushing				TD
			No.	Yards	Avg.	Long	Att.	Yards	Avg.	Long	
Atl 1/6/18 *	L	1/1	1	11	11.0	11	0	0	0.0	0	0
Totals	0-1	1/1	1	11	11.0	11	0	0	0.0	0	0

* Denotes NFC Wild Card Game

2016 Los Angeles Rams

Game	W/L	P/S	Receiving				Rushing				TD
			No.	Yards	Avg.	Long	Att.	Yards	Avg.	Long	
at SF 9/12	L	1/0	1	2	2.0	2	0	0	0.0	0	0
Sea 9/18	W	1/0	0	0	0.0	0	0	0	0.0	0	0
at TB 9/25	W	1/1	0	0	0.0	0	0	0	0.0	0	0
at Ari 10/2	W	1/0	0	0	0.0	0	0	0	0.0	0	0
Buf 10/9	L	1/0	0	0	0.0	0	0	0	0.0	0	0
at Det 10/16	L	1/0	1	4	4.0	4	0	0	0.0	0	0
NYG 10/23	L	1/0	0	0	0.0	0	0	0	0.0	0	0
Car 11/6	L	1/1	1	31	31.0	31	0	0	0.0	0	0
at NYJ 11/13	W	1/1	0	0	0.0	0	0	0	0.0	0	0
Mia 11/20	L	1/1	2	4	2.0	3	0	0	0.0	0	0
at NO 11/27	L	1/1	0	0	0.0	0	0	0	0.0	0	0
at NE 12/4	L	1/0	2	16	8.0	10	0	0	0.0	0	0
Atl 12/11	L	1/0	1	8	8.0	8	0	0	0.0	0	0
at Sea 12/15	L	1/0	1	15	15.0	0	0	0	0.0	0	0
SF 12/24	L	1/1	2	5	2.5	3	1	0	0.0	0	0
Ari 1/1/17	L	1/0	0	0	0.0	0	0	0	0.0	0	0
Totals	4-12	16/16	11	85	7.7	31	1	0	0.0	0	0



2 Troy Hill



Defensive Back • Oregon • Ventura, Calif.

Ht./Wt.: **5-11/180**
 NFL Exp.: **7 (6th Rams)**
 GP/GS, (Playoffs): **95/53, (6/3)**
 Birth Date: **7/19/1998**
 Acquired: **Trade (CLE)-'22**



Troy Hill, NFL Statistics



Regular Season

Year	Team	G/S	Tackles			Sacks	Yards	Int.	Interceptions			PD	Fumbles		Yards
			Total	Solo	Asst.				Yards	Long	TD		FF	FR	
2015	Cincinnati Bengals	3/0	2	1	1	0.0	0.0	0	0	0	0	0	0	0	0
2016	Los Angeles Rams	12/4	38	35	3	0.0	0.0	0	0	0	0	2	0	0	0
2017	Los Angeles Rams	12/3	18	8	10	0.0	0.0	0	0	0	0	4	0	0	0
2018	Los Angeles Rams	16/7	34	29	5	0.0	0.0	2	7	7	0	5	0	0	0
2019	Los Angeles Rams	14/9	41	32	9	1.0	2.0	2	6	6	0	8	0	0	0
2020	Los Angeles Rams	16/16	77	55	22	0.0	0.0	3	119	84t	2	10	1	2	20
2021	Cleveland Browns	12/4	49	34	15	2.0	13.0	0	0	0	0	1	0	0	0
2022	Los Angeles Rams	10/10	58	38	20	0	0	1	5	5	0	3	0	0	0
Totals		95/53	318	239	759	3.0	15.0	8	137	84t	2	33	1	2	20

Postseason

Year	Team	G/S	Tackles			Sacks	Yards	Int.	Interceptions			PD	Fumbles		Yards
			Total	Solo	Asst.				Yards	Long	TD		FF	FR	
2017	Los Angeles Rams	1/1	6	5	1	0.0	0.0	0	0	0	0	3	0	0	0
2018	Los Angeles Rams	3/0	0	0	0	0.0	0.0	0	0	0	0	0	0	0	0
2020	Los Angeles Rams	2/2	4	4	0	0.0	0.0	0	0	0	0	1	0	0	0
Totals		6/3	10	9	1	0.0	0	0	0	0	0	4	0	0	0



Troy Hill, Game-By-Game



2022 Los Angeles Rams

Game	W/L	P/S	T	S	A	Sk	Yds	Int	Yds	Lg	TD	PD	FF	FR	Yds
Buf 9/8	L	1/1	8	6	2	0	0	1	5	5	0	1	0	0	0
Atl 9/18	W	1/1	1	1	0	0	0	0	0	0	0	0	0	0	0
at Ari 9/25	W							Did Not Play							
at SF 10/3	L							Did Not Play							
Dal 10/9	L							Did Not Play							
Car 10/16	W							Did Not Play							
SF 10/30	L	1/1	1	0	1	0	0	0	0	0	0	0	0	0	0
at TB 11/6	L	1/1	7	4	3	0	0	0	0	0	0	2	0	0	0
Ari 11/13	L	1/1	5	5	0	0	0	0	0	0	0	0	0	0	0
at NO 11/20	L	1/1	5	4	1	0	0	0	0	0	0	0	0	0	0
at KC 11/27	L	1/1	9	3	6	0	0	0	0	0	0	0	0	0	0
Sea 12/4	L							Inactive							
LV 12/8	W	1/1	9	7	2	0	0	0	0	0	0	0	0	0	0
at GB 12/19	L	1/1	6	6	6	0	0	0	0	0	0	0	0	0	0
Den 12/25	W	1/1	6	2	4	0	0	0	0	0	0	0	0	0	0
at Lac 1/1/23															
at Sea TBD															
Totals		5-10	10/10	58	38	20	0	0.0	1	5	5	0	3	0	0

2021 Cleveland Browns

Game	W/L	P/S	T	S	A	Sk	Yds	Int	Yds	Lg	TD	PD	FF	FR	Yds
at KC 9/12	L	1/1	2	1	1	0.0	0.0	0	0	0	0	0	0	0	0
Hou 9/19	W	1/0	1	1	0	0.0	0.0	0	0	0	0	0	0	0	0
Chi 9/26	W	1/0	2	1	1	0.0	0.0	0	0	0	0	0	0	0	0
at Min 10/3	L	1/0	4	1	3	0.0	0.0	0	0	0	0	0	0	1	0
at LAC 10/10	L	1/1	5	4	1	0.0	0.0	0	0	0	0	0	0	0	0
Ari 10/17	L	1/1	7	6	1	0.0	0.0	0	0	0	0	0	0	0	0
Den 10/21	W	1/0	2	2	0	0.0	0.0	0	0	0	0	0	0	0	0
Pit 10/31	L	1/1	6	3	3	0.0	0.0	0	0	0	0	0	0	0	0
at Cin 11/7	W	1/0	7	7	0	2.0	13.0	0	0	0	0	0	0	0	0
at NE 11/14	L	1/0	5	3	2	0.0	0.0	0	0	0	0	0	0	0	0
Det 11/21	W	0/0						Inactive							
at Bal 11/28	L	1/0	7	5	2	0.0	0.0	0	0	0	0	0	0	0	0
Bal 12/12	W	0/0						Inactive							
LV 12/20	L	0/0						Inactive							
at GB 12/25	L	0/0						Inactive							
at Pit 1/3/22	L	0/0						Inactive							
Cin 1/9/22	W	0/0						Inactive							
Totals		8-9	12/4	49	34	15	2.0	13.0	0	0	0	0	0	1	0



Troy Hill, Game-By-Game



2020 Los Angeles Rams

Game	W/L	P/S	T	S	A	Sk	Yds	Int	Yds	Lg	TD	PD	FF	FR	Yds
Dal 9/13	W	1/1	5	5	0	0.0	0.0	0	0	0	0	0	0	0	0
at Phi 9/20	W	1/1	8	7	1	0.0	0.0	1	0	0	0	1	0	0	0
at Buf 9/27	L	1/1	8	4	4	0.0	0.0	0	0	0	0	0	0	0	0
NYG 10/4	W	1/1	6	6	0	0.0	0.0	0	0	0	0	2	0	0	0
at Was 10/11	W	1/1	1	0	1	0.0	0.0	0	0	0	0	0	0	0	0
at SF 10/18	L	1/1	6	4	2	0.0	0.0	0	0	0	0	1	0	0	0
Chi 10/26	W	1/1	7	4	3	0.0	0.0	0	0	0	0	1	0	0	0
at Mia 11/1	L	1/1	5	3	2	0.0	0.0	0	0	0	0	0	0	1	0
Sea 11/15	W	1/1	4	3	1	0.0	0.0	0	0	0	0	0	0	0	0
at TB 11/23	W	1/1	6	5	1	0.0	0.0	0	0	0	0	0	0	0	0
SF 11/29	L	1/1	7	6	1	0.0	0.0	0	0	0	0	1	1	1	20
at Ari 12/6	W	1/1	4	4	0	0.0	0.0	1	35	35t	1	2	0	0	0
NE 12/10	W	1/1	1	1	0	0.0	0.0	0	0	0	0	1	0	0	0
NYJ 12/19	L	1/1	1	0	1	0.0	0.0	0	0	0	0	0	0	0	0
at Sea 12/27	L	1/1	3	0	3	0.0	0.0	0	0	0	0	0	0	0	0
Ari 1/3/21	W	1/1	5	3	2	0.0	0.0	1	84	84t	1	2	0	0	0
Totals	10-6	16/16	77	55	22	0.0	0.0	3	119	84t	2	12	1	2	20

2020 Postseason

Game	W/L	P/S	T	S	A	Sk	Yds	Int	Yds	Lg	TD	PD	FF	FR	Yds
at Sea 1/9/21 *	W	1/1	2	2	0	0.0	0.0	0	0	0	0	0	0	0	0
at GB 1/16/21 ^	L	1/1	2	2	0	0.0	0.0	0	0	0	0	0	0	0	0
Totals	1-1	2/2	4	4	0	0.0	0.0	0	0	0	0	0	0	0	0

* Denotes NFC Wild Card Game, ^ Denotes NFC Divisional Round

2019 Los Angeles Rams

Game	W/L	P/S	T	S	A	Sk	Yds	Int	Yds	Lg	TD	PD	FF	FR	Yds
at Car 9/8	W	1/0	0	0	0	0.0	0.0	0	0	0	0	0	0	0	0
NO 9/15	W	1/0	0	0	0	0.0	0.0	0	0	0	0	0	0	0	0
at Cle 9/22	W	1/0	0	0	0	0.0	0.0	0	0	0	0	0	0	0	0
TB 9/29	L	1/0	1	0	1	0.0	0.0	0	0	0	0	0	0	0	0
at Sea 10/3	L	1/0	1	0	1	0.0	0.0	0	0	0	0	0	0	0	0
SF 10/13	L	1/1	5	4	1	0.0	0.0	0	0	0	0	1	0	0	0
at Atl 10/20	W	1/1	4	4	0	0.0	0.0	0	0	0	0	0	0	0	0
Cin 10/27	W	1/1	3	3	0	0.0	0.0	0	0	0	0	1	0	0	0
at Pit 11/10	L	1/1	7	7	0	0.0	0.0	0	0	0	0	1	0	0	0
Chi 11/17	W	1/1	6	6	0	1.0	2.0	1	6	6	0	3	0	0	0
Bal 11/25	L	1/1	7	4	3	0.0	0.0	0	0	0	0	0	0	0	0
at Ari 12/1	W	1/1	3	1	2	0.0	0.0	0	0	0	0	0	0	0	0
Sea 12/8	W	1/1	3	2	1	0.0	0.0	1	0	0	0	2	0	0	0
at Dal 12/15	L	1/1	1	1	0	0.0	0.0	0	0	0	0	0	0	0	0
at SF 12/21	L					Inactive									
Ari 12/29	W					Inactive									
Totals	9-7	14/9	41	32	9	1.0	2.0	2	6	6	0	8	0	0	0

2018 Los Angeles Rams

Game	W/L	P/S	T	S	A	Sk	Yds	Int	Yds	Lg	TD	PD	FF	FR	Yds
at Oak 9/10	W	1/0	0	0	0	0.0	0	0	0	0	0	0	0	0	0
Ari 9/16	W	1/0	0	0	0	0.0	0	0	0	0	0	0	0	0	0
LAC 9/23	W	1/0	1	0	1	0.0	0	0	0	0	0	0	0	0	0
Min 9/27	W	1/0	0	0	0	0.0	0.0	0	0	0	0	0	0	0	0
at Sea 10/7	W	1/1	5	3	2	0.0	0.0	0	0	0	0	1	0	0	0
at Den 10/14	W	1/1	7	7	0	0.0	0.0	0	0	0	0	0	0	0	0
at SF 10/21	W	1/1	4	4	0	0.0	0.0	1	7	7	0	1	0	0	0
GB 10/28	W	1/1	1	1	0	0.0	0.0	0	0	0	0	1	0	0	0
at NO 11/4	L	1/1	4	4	0	0.0	0.0	0	0	0	0	0	0	0	0
Sea 11/11	W	1/1	3	3	0	0.0	0.0	0	0	0	0	0	0	0	0
KC 11/19	W	1/1	4	2	2	0.0	0.0	0	0	0	0	0	0	0	0
at Det 12/2	W	1/0	0	0	0	0.0	0.0	1	0	0	0	2	0	0	0
at Chi 12/9	L	1/0	0	0	0	0.0	0.0	0	0	0	0	0	0	0	0
Phi 12/16	L	1/0	0	0	0	0.0	0.0	0	0	0	0	0	0	0	0
at Ari 12/23	W	1/0	3	3	0	0.0	0.0	0	0	0	0	0	0	0	0
SF 12/30	W	1/0	2	2	0	0.0	0.0	0	0	0	0	0	0	0	0
Totals	13-3	16/7	34	29	5	0.0	0.0	2	7	7	0	5	0	0	0

2018 Postseason

Game	W/L	P/S	T	S	A	Sk	Yds	Int	Yds	Lg	TD	PD	FF	FR	Yds
Dal 1/12/19 *	W	1/0	0	0	0	0.0	0.0	0	0	0	0	0	0	0	0
at NO 1/20/19 ^	W	1/0	0	0	0	0.0	0.0	0	0	0	0	0	0	0	0
NE 2/3/19 !	W	1/0	0	0	0	0.0	0.0	0	0	0	0	0	0	0	0
Totals	2-1	3/0	0	0	0	0.0	0.0	0.0	0	0	0	0	0	0	0

* Denotes NFC Divisional Playoff Game, ^ Denotes NFC Championship, ! Denotes Super Bowl LIII

2017 Los Angeles Rams

Game	W/L	P/S	T	S	A	Sk	Yds	Int	Yds	Lg	TD	PD	FF	FR	Yds
Ind 9/10	W					Reserve/Suspended									
Was 9/17	L					Reserve/Suspended									
at SF 9/21	W	1/0	1	1	0	0.0	0.0	0	0	0	0	0	2	0	0
at Dal 10/1	W	1/0	0	0	0	0.0	0.0	0	0	0	0	0	0	0	1
Sea 10/8	L	1/0	0	0	0	0.0	0.0	0	0	0	0	0	0	0	0
at Jax 10/15	W					Inactive									
Ari 10/22	W	1/0	0	0	0	0.0	0.0	0	0	0	0	0	0	0	0
at NYG 11/5	W	1/0	2	2	0	0.0	0.0	0	0	0	0	0	0	0	0
Hou 11/12	W	1/0	0	0	0	0.0	0.0	0	0	0	0	0	0	0	0
at Min 11/19	L					Inactive									
NO 11/26	W	1/0	0	0	0	0.0	0.0	0	0	0	0	0	0	0	0
at Ari 12/3	W	1/0	0	0	0	0.0	0.0	0	0	0	0	0	0	0	0
Phi 12/10	L	1/0	2	2	0	0.0	0.0	0	0	0	0	0	0	0	0
at Sea 12/17	W	1/1	1	1	0	0.0	0.0	0	0	0	0	3	0	0	0
at Ten 12/24	W	1/1	9	0	9	0.0	0.0	0	0	0	0	1	0	0	0
SF 12/31	L	1/1	3	2	1	0.0	0.0	0	0	0	0	0	0	0	0
Totals	11-5	12/3	18	8	10	0.0	0.0	0.0	0	0	0	5	0	1	0

2017 Postseason

Game	W/L	P/S	T	S	A	Sk	Yds	Int	Yds	Lg	TD	PD	FF	FR	Yds
At 1/6/18*	L	1/1	6	5	1	0.0	0.0	0.0	0	0	0	0	0	3	0
Totals	0-1	1/1	6	4	1	0.0	0.0	0.0	0	0	0	0	3	0	0

* Denotes NFC Wild Card Playoff Game

2016 Los Angeles Rams

Game	W/L	P/S	T	S	A	Sk	Yds	Int	Yds	Lg	TD	PD	FF	FR	Yds
at SF 9/12	L	1/0	0	0	0	0.0	0.0	0	0	0	0	0	0	0	0
Sea 9/18	W	1/0	3	3	0	0.0	0.0	0	0	0	0	1	0	0	0
at TB 9/25	W	1/1	11	10	1	0.0	0.0	0	0	0	0	1	0	0	0
at Ari 10/2	W	1/1	4	3	1	0.0	0.0	0	0	0	0	0	0	0	0
Buf 10/9	L	1/0	0	0	0	0.0	0.0	0	0	0	0	0	0	0	0
at Det 10/16	L	1/0	7	6	1	0.0	0.0	0	0	0	0	0	0	0	0
NYG 10/23	L	1/1	8	8	0	0.0	0.0	0	0	0	0	0	0	0	0
Car 11/6	L	1/0	0	0	0	0.0	0.0	0	0	0	0	0	0	0	0
at NYJ 11/13	W	1/1	4	4	0	0.0	0.0	0	0	0	0	1	0	0	0
Mia 11/20	L					Inactive									
at NO 11/27	L					Practice Squad									
at NE 12/4	L					Practice Squad									
Atl 12/11	L					Practice Squad									
at Sea 12/15	L	1/0	1	1	0	0.0	0.0	0	0	0					



96 Michael Hoecht

Defensive Line • Brown • Oakwood, Ohio

Ht./Wt.: 6-4/310

NFL Exp.: 2 (2nd Rams)

GP/GS, (Playoffs): 32/7, (4/0)

Birth Date: 10/5/1997

Acquired: UDFA-'20



Michael Hoecht, NFL Statistics



Regular Season

Year	Team	G/GS	Tackles			Asst.	Sacks	Yards	Interceptions				PD	Fumbles		
			Total	Solo	Yds				Int.	Yards	Long	TD		FF	FR	Yards
2020	Los Angeles Rams	0/0	0	0	0	0	0.0	0	0	0	0	0	0	0	0	0
2021	Los Angeles Rams	17/3	4	4	0	0	0.0	0	0	0	0	0	0	0	0	0
2022	Los Angeles Rams	15/4	22	13	9	3.5	18.5	0	0	0	0	0	1	0	0	0
Totals		32/7	26	17	9	3.5	18.5	0	0	0	0	0	1	0	0	0

Postseason

Year	Team	G/S	Tackles			Asst.	Sacks	Yards	Interceptions				PD	Fumbles		
			Total	Solo	Yds				Int.	Yards	Long	TD		FF	FR	Yards
2020	Los Angeles Rams	0/0	0	0	0	0.0	0	0	0	0	0	0	0	0	0	0
2021	Los Angeles Rams	4/0	2	1	1	0.0	0	0	0	0	0	0	0	0	0	0
Totals		4/0	2	1	1	0.0	0	0	0	0	0	0	0	0	0	0



Michael Hoecht, Game-By-Game



2022 Los Angeles Rams

Game	W/L	P/S	T	S	A	Sk	Yds	Int	Yds	Lg	TD	PD	FF	FR	Yds
Bur 9/8	L	1/0	0	0	0	0	0.0	0	0.0	0	0	0	0	0	0
Atl 9/18	W	1/0	0	0	0	0	0.0	0	0.0	0	0	0	0	0	0
at Ari 9/25	W	1/0	0	0	0	0	0.0	0	0.0	0	0	0	0	0	0
at SF 10/3	L	1/0	0	0	0	0	0.0	0	0.0	0	0	0	0	0	0
Dal 10/9	L	1/0	0	0	0	0	0.0	0	0.0	0	0	0	0	0	0
Car 10/16	W	1/0	0	0	0	0	0.0	0	0.0	0	0	0	0	0	0
SF 10/30	L	1/0	0	0	0	0	0.0	0	0.0	0	0	0	0	0	0
at TB 11/6	L	1/0	0	0	0	0	0.0	0	0.0	0	0	0	0	0	0
Ari 11/13	L	1/0	0	0	0	0	0.0	0	0.0	0	0	0	0	0	0
at NO 11/20	L	1/0	0	0	0	0	0.0	0	0.0	0	0	0	0	0	0
at KC 11/27	L	1/0	6	3	3	0	0.0	0	0.0	0	0	0	0	0	0
Sea 12/4	L	1/1	3	3	0	2	11.0	0	0.0	0	0	1	0	0	0
LV 12/8	W	1/1	5	3	2	0	0.0	0	0.0	0	0	0	0	0	0
at GB 12/19	L	1/1	5	3	2	0	0.0	0	0.0	0	0	0	0	0	0
Den 12/25	W	1/1	3	2	1	1.5	7.5	0	0.0	0	0	0	0	0	0
at Lac 1/1/23															
at Sea TBD															
Totals	5-10	15/4	22	13	9	3.5	18.5	0	0.0	0	0	0	1	0	0

2021 Los Angeles Rams Game-By-Game

Game	W/L	P/S	T	S	A	Sk	Yds	Int	Yds	Lg	TD	PD	FF	FR	Yds
Chi 9/12	W	1/1	0	0	0	0	0.0	0	0	0	0	0	0	0	0
at Ind 9/19	W	1/0	1	1	0	0	0.0	0	0	0	0	0	0	0	0
TB 9/26	W	1/0	0	0	0	0	0.0	0	0	0	0	0	0	0	0
Ari 10/3	L	1/0	0	0	0	0	0.0	0	0	0	0	0	0	0	0
at Sea 10/7	W	1/1	0	0	0	0	0.0	0	0	0	0	0	0	0	0
at NYG 10/17	W	1/1	0	0	0	0	0.0	0	0	0	0	0	0	0	0
Det 10/24	W	1/0	0	0	0	0	0.0	0	0	0	0	0	0	0	0
at Hou 10/31	W	1/0	1	1	0	0	0.0	0	0	0	0	0	0	0	0
Ten 11/7	L	1/0	0	0	0	0	0.0	0	0	0	0	0	0	0	0
at SF 11/15	L	1/0	0	0	0	0	0.0	0	0	0	0	0	0	0	0
at GB 11/28	L	1/0	0	0	0	0	0.0	0	0	0	0	0	0	0	0
Jax 12/5	W	1/0	2	2	0	0	0.0	0	0	0	0	0	0	0	0
at Ari 12/13	W	1/0	0	0	0	0	0.0	0	0	0	0	0	0	0	0
Sea 12/21	W	1/0	0	0	0	0	0.0	0	0	0	0	0	0	0	0
at Min 12/26	W	1/0	0	0	0	0	0.0	0	0	0	0	0	0	0	0
at Bal 1/2	W	1/0	0	0	0	0	0.0	0	0	0	0	0	0	0	0
SF 1/9/22	L	1/0	0	0	0	0	0.0	0	0	0	0	0	0	0	0
Totals	12-5	17/3	4	4	0	0.0	0.0	0	0	0	0	0	0	0	0

2021 Postseason

Game	W/L	P/S	T	S	A	Sk	Yds	Int	Yds	Lg	TD	PD	FF	FR	Yds
Ari 1/17/22 *	W	1/0	2	1	1	0	0.0	0	0	0	0	0	0	0	0
at TB 1/23/22 ^	W	1/0	0	0	0	0	0.0	0	0	0	0	0	0	0	0
SF 1/30/22 ~	W	1/0	0	0	0	0	0.0	0	0	0	0	0	2	0	0
Cin 2/13/22 +	W	1/0	0	0	0	0	0.0	0	0	0	0	0	0	0	0
Totals	4-0	2	1	1	0	0.0	0	0	0	0	0	0	0	2	0

* Denotes NFC Wild Card Game, ^ Denotes NFC Divisional Round, ~ Denotes NFC Championship, + Denotes Super Bowl

88 Brycen Hopkins



Tight End • Purdue • Nashville, Tenn.

Ht./Wt.: 6-4/245

NFL Exp.: 3 (3rd Rams)

GP/GS, (Playoffs): 22/0, (3/0)

Birth Date: 3/27/1997

Acquired: D4-'20 (No. 136 Overall)



Brycen Hopkins, NFL Statistics



Regular Season

Year	Team	GP/GS	No.	Receiving			Long	TD	Att.	Rushing			TD
				Yards	Avg.	Yards				Avg.	Long		
2020	Los Angeles Rams	5/0	0	0	0.0	0	0	0	0	0.0	0	0	
2021	Los Angeles Rams	5/0	1	9	9.0	9	0	0	0	0.0	0	0	
2022	Los Angeles Rams	12/0	6	88	14.7	22	0	0	0	0.0	0	0	
Totals		22/0	7	97	13.9	22	0	0	0	0.0	0	0	

Postseason

Year	Team	GP/GS	No.	Receiving			Long	TD	Att.	Rushing			TD
				Yards	Avg.	Yards				Avg.	Long		
2020	Los Angeles Rams	0/0	0	0	0.0	0	0	0	0	0.0	0	0	
2021	Los Angeles Rams	3/0	4	47	11.75	16	0	0	0	0.0	0	0	
Totals		3/0	4	47	11.75	16	0	0	0	0.0	0	0	



Brycen Hopkins, Game-By-Game



2022 Los Angeles Rams

Game	W/L	P/S	Receiving				TD	Rushing				TD
			No.	Yards	Avg.	Long		Att.	Yards	Avg.	Long	
Buf 9/8	L	1/0	0	0	0	0	0	0	0	0	0	0
Atl 9/18	W	1/0	0	0	0	0	0	0	0	0	0	0
at Ari 9/25	W		Did Not Play									
at SF 10/3	L		Did Not Play									
Dal 10/9	L		Did Not Play									
Car 10/16	W	1/0	0	0	0	0	0	0	0	0	0	0
SF 10/30	L	1/0	0	0	0	0	0	0	0	0	0	0
at TB 11/6	L	1/0	0	0	0	0	0	0	0	0	0	0
Ari 11/13	L	1/0	1	11	11	11	0	0	0	0	0	0
at NO 11/20	L	1/0	0	0	0	0	0	0	0	0	0	0
at KC 11/27	L	1/0	1	12	12	12	0	0	0	0	0	0
Sea 12/4	L	1/0	0	0	0	0	0	0	0	0	0	0
LV 12/8	W	1/0	1	8	8.0	8	0	0	0	0	0	0
at GB 12/19	L	1/0	0	0	0	0	0	0	0	0	0	0
Den 12/25	W	1/0	3	57	19.0	22	0	0	0	0	0	0
at Lac 1/1/23 at Sea TBD												
Totals		5-10	12/0	6	88	14.7	22	0	0	0	0	0

2021 Los Angeles Rams

Game	W/L	P/S	Receiving				TD	Rushing				TD
			No.	Yards	Avg.	Long		Att.	Yards	Avg.	Long	
Chi 9/12	W	0/0	Inactive									
at Ind 9/19	W	0/0	Inactive									
TB 9/26	W	0/0	Inactive									
Ari 10/3	L	0/0	Inactive									
at Sea 10/7	W	0/0	Inactive									
at NYG 10/17	W	0/0	Inactive									
Det 10/24	W	0/0	Inactive									
at Hou 10/31	W	0/0	Inactive									
Ten 11/7	L	0/0	Inactive									
at SF 11/15	L	0/0	Inactive									
at GB 11/28	L	1/0	0	0	0.0	0	0	0	0	0	0	0
Jax 12/5	W	1/0	0	0	0.0	0	0	0	0	0	0	0
at Ari 12/13	W	1/0	0	0	0.0	0	0	0	0	0	0	0
Sea 12/21	W	1/0	1	9	9.0	9	0	0	0	0	0	0
at Min 12/26	W	1/0	0	0	0	0	0	0	0	0	0	0
at Bal	W	0/0	Inactive									
SF 1/9/22	L	0/0	Inactive									
Totals		12-5	5/0	1	9	9.0	9	0	0	0	0	0

2021 Postseason

Game	W/L	P/S	Receiving				TD	Rushing				TD
			No.	Yards	Avg.	Long		Att.	Yards	Avg.	Long	
Ari 1/17/22 *	W	1/0	0	0	0.0	0	0	0	0	0	0	0
at TB 1/23/22 ^	W	1/0	0	0	0.0	0	0	0	0	0	0	0
SF 1/30/22 ~	W		Inactive									
Cin 2/13/22 +	W	1/0	4	47	11.75	16	0	0	0	0	0	0
Totals		4-0	3/0	4	47	11.75	16	0	0	0	0	0

* Denotes NFC Wild Card Game, ^ Denotes NFC Divisional Round, ~ Denotes NFC Championship, + Denotes Super Bowl



Brycen Hopkins, Game-By-Game



2020 Los Angeles Rams

Game	W/L	P/S	Receiving				Rushing					
			No.	Yards	Avg.	Long	TD	Att.	Yards	Avg.	Long	TD
Dal 9/13	W	0/0				Inactive						
at Phi 9/20	W	0/0				Inactive						
at Buf 9/27	L	0/0				Inactive						
NYG 10/4	W	0/0				Inactive						
at Was 10/11	W	0/0				Inactive						
at SF 10/18	L	0/0				Inactive						
Chi 10/26	W	1/0	0	0	0.0	0	0	0	0.0	0	0	0
at Mia 11/1	L					Inactive						
Sea 11/15	W	0/0				Inactive						
at TB 11/23	W	0/0				Inactive						
SF 11/29	L	1/0	0	0	0.0	0	0	0	0.0	0	0	0
at Ari 12/6	W	0/0				Inactive						
NE 12/10	W	1/0	0	0	0.0	0	0	0	0.0	0	0	0
NYJ 12/20	L	1/0	0	0	0.0	0	0	0	0.0	0	0	0
at Sea 12/27	L					Inactive						
Ari 1/3/21	W	1/0	0	0	0.0	0	0	0	0.0	0	0	0
Totals	10-6	5/0	0	0	0.0	0	0	0	0.0	0	0	0

2020 Postseason

Game	W/L	P/S	Receiving				Rushing					
			No.	Yards	Avg.	Long	TD	Att.	Yards	Avg.	Long	TD
at Sea 1/9/21*	W	0/0				Inactive						
at GB 1/16/21^	L	0/0				Inactive						
Totals	1-1	0/0	0	0	0.0	0	0	0	0.0	0	0	0

*Denotes NFC Wild Card Round, ^Denotes NFC Divisional Round



32 Travin Howard



Inside Linebacker • TCU • Longview, Texas

Ht./Wt.: **6-1/219**
 NFL Exp.: **3 (3rd Rams)**
 GP/GS, (Playoffs): **29/2, (4/0)**
 Birth Date: **5/10/1996**
 Acquired: **D7A-'18 (No. 231 Overall)**



Travin Howard, NFL Statistics



Regular Season

Year	Team	G/S	Tackles			Sacks	Yards	Int.	Interceptions				PD	Fumbles		
			Total	Solo	Asst.				Yards	Long	TD	FF		FR	Yards	
2019	Los Angeles Rams	16/0	16	13	3	0.0	0.0	0	0	0	0	3	0	0	0	
2020	Los Angeles Rams	0/0	0	0	0	0.0	0.0	0	0	0	0	0	0	0	0	
2021	Los Angeles Rams	12/2	17	11	6	0.0	0.0	1	19	19	0	3	0	0	0	
2022	Los Angeles Rams	1/0	0	0	0	0.0	0.0	0	0	0	0	0	0	0	0	
Totals		29/2	33	24	9	0.0	0.0	1	19	19	0	6	0	0	0	

Additional Stats: Special Teams Tackles: 2019 (6)

Postseason

Year	Team	G/S	Tackles			Sacks	Yards	Int.	Interceptions				PD	Fumbles		
			Total	Solo	Asst.				Yards	Long	TD	FF		FR	Yards	
2021	Los Angeles Rams	4/0	10	4	6	0.0	0.0	1	6	6	0	3	0	0	0	
Totals		4/0	10	4	6	0.0	0.0	1	6	6	0	3	0	0	0	



Travin Howard, Game-By-Game



2022 Los Angeles Rams

Game	W/L	P/S	T	S	A	Sk	Yds	Int	Yds	Lg	TD	PD	FF	FR	Yds
Buf 9/8	L	0/0													
Atl 9/18	W	0/0													
at Ari 9/25	W	0/0													
at SF 10/3	L	0/0													
Dal 10/9	L	0/0													
Car 10/16	W	0/0													
SF 10/30	L	0/0													
at TB 11/6	L	1/0	0	0	0	0	0	0	0	0	0	0	0	0	0
Ari 11/13	L														
at NO 11/20	L														
at KC 11/27	L														
Sea 12/4	L														
LV 12/8	W														
at GB 12/19	L														
Den 12/25	W														
at Lac 1/1/23															
at Sea TBD															
Totals	5-10	1/0	0	0	0	0.0	0.0	0	0	0	0	0	0	0	0

2021 Los Angeles Rams Game-By-Game

Game	W/L	P/S	T	S	A	Sk	Yds	Int	Yds	Lg	TD	PD	FF	FR	Yds
Chi 9/12	W	1/0	0	0	0	0.0	0.0	0	0	0	0	0	0	0	0
at Ind 9/19	W	1/0	0	0	0	0.0	0.0	0	0	0	0	0	0	0	0
TB 9/26	W	1/0	0	0	0	0.0	0.0	0	0	0	0	0	0	0	0
Ari 10/3	L	1/0	0	0	0	0.0	0.0	0	0	0	0	0	0	0	0
at Sea 10/7	W	1/0	0	0	0	0.0	0.0	0	0	0	0	0	0	0	0
at NYG 10/17	W	1/0	1	0	1	0.0	0.0	0	0	0	0	0	0	0	0
Det 10/24	W	1/0	0	0	0	0.0	0.0	0	0	0	0	0	0	0	0
at Hou 10/31	W	1/0	0	0	0	0.0	0.0	0	0	0	0	0	0	0	0
Ten 11/7	L	0/0													
at SF 11/15	L	0/0													
at GB 11/28	L	0/0													
Jax 12/5	W	0/0													
at Ari 12/13	W	0/0													
Sea 12/21	W	1/0	0	0	0	0.0	0.0	0	0	0	0	0	0	0	0
at Min 12/26	W	1/0	4	3	1	0.0	0.0	1	19	19	0	2	0	0	0
at Bal 1/2	W	1/1	5	3	2	0.0	0.0	0	0	0	0	0	0	0	0
SF 1/9/22	L	1/1	7	5	2	0.0	0.0	0	0	0	0	1	0	0	0
Totals	12-5	12/2	17	11	6	0.0	0.0	1	19	19	0	3	0	0	0

2021 Postseason

Game	W/L	P/S	T	S	A	Sk	Yds	Int	Yds	Lg	TD	PD	FF	FR	Yds
Ari 1/17/22 *	W	1/1	2	1	1	0.0	0.0	0	0	0	0	2	0	0	0
at TB 1/23/22 ^	W	1/1	6	2	4	0.0	0.0	0	0	0	0	0	0	0	0
SF 1/30/22 ~	W	1/0	2	1	1	0.0	0.0	1	6	6	0	1	0	0	0
Cin 2/13/22 +	W	1/0	0	0	0	0.0	0.0	0	0	0	0	0	0	0	0
Totals	4-0	10	4	6	6	0.0	0.0	1	6	6	0	3	0	0	0

* Denotes NFC Wild Card Game, ^ Denotes NFC Divisional Round, ~ Denotes NFC Championship, + Denotes Super Bowl



Travin Howard, Game-By-Game



2020 Los Angeles Rams

Game	W/L	P/S	T	S	A	Sk	Yds	Int	Yds	Lg	TD	PD	FF	FR	Yds	
Dal 9/13	W	0/0														
at Phi 9/20	W	0/0														
at Buf 9/27	L	0/0														
NYG 10/4	W	0/0														
at Was 10/11	W	0/0														
at SF 10/18	L	0/0														
Chi 10/26	W	0/0														
at Mia 11/1	L	0/0														
Sea 11/15	W	0/0														
at TB 11/23	W	0/0														
SF 11/29	L	0/0														
at Ari 12/6	W	0/0														
NE 12/10	W	0/0														
NYJ 12/20	L	0/0														
at Sea 12/27	L	0/0														
Ari 1/3/21	W	0/0														
Totals	10-6	0/0	0	0	0	0.0	0.0	0	0	0	0	0	0	0	0	0


2020 Postseason

Game	W/L	P/S	T	S	A	Sk	Yds	Int	Yds	Lg	TD	PD	FF	FR	Yds	
at Sea 1/9/21*	W	0/0														
at GB 1/16/21^	L	0/0														
Totals	1-1	0/0	0	0	0	0	0	0	0	0	0	0	0	0	0	0

*Denotes NFC Wild Card Round, ^Denotes NFC Divisional Round

2019 Los Angeles Rams

Game	W/L	P/S	T	S	A	Sk	Yds	Int	Yds	Lg	TD	PD	FF	FR	Yds	
at CAR 9/8	W	1/0	0	0	0	0.0	0.0	0	0	0	0	0	0	0	0	0
NO 9/15	W	1/0	0	0	0	0.0	0.0	0	0	0	0	0	0	0	0	0
at Cle 9/22	W	1/0	0	0	0	0.0	0.0	0	0	0	0	0	0	0	0	0
TB 9/29	L	1/0	0	0	0	0.0	0.0	0	0	0	0	0	0	0	0	0
at Sea 10/3	L	1/0	0	0	0	0.0	0.0	0	0	0	0	0	0	0	0	0
SF 10/13	L	1/0	0	0	0	0.0	0.0	0	0	0	0	0	0	0	0	0
at Atl 10/20	W	1/0	3	2	1	0.0	0.0	0	0	0	0	0	0	0	0	0
Cin 10/27	W	1/0	0	0	0	0.0	0.0	0	0	0	0	0	0	0	0	0
at Pit 11/10	L	1/0	0	0	0	0.0	0.0	0	0	0	0	0	0	0	0	0
Chi 11/17	W	1/0	0	0	0	0.0	0.0	0	0	0	0	0	0	0	0	0
Bal 11/25	L	1/0	0	0	0	0.0	0.0	0	0	0	0	0	0	0	0	0
at Ari 12/1	W	1/0	4	4	0	0.0	0.0	0	0	0	0	0	0	0	0	0
Sea 12/8	W	1/0	4	4	0	0.0	0.0	0	0	0	0	1	0	0	0	0
at Dal 12/15	L	1/0	0	0	0	0.0	0.0	0	0	0	0	1	0	0	0	0
at SF 12/21	L	1/0	0	0	0	0.0	0.0	0	0	0	0	0	0	0	0	0
Ari 12/29	W	1/0	5	3	2	0.0	0.0	0	0	0	0	1	0	0	0	0
Totals	9-7	16/0	16	13	3	0.0	0.0	0	0	0	0	3	0	0	0	0



68 Alaric Jackson



Offensive Line • Iowa • Detroit, Mich.

Ht./Wt.: 6-7/285

NFL Exp.: 2 (2nd Rams)

GP/GS, (Playoffs): 12/6, (2/0)

Birth Date: 7/14/1998

Acquired: UDFA-'21

Jackson's Career Games/Starts:

Year	Teams	GP/GS
2022	Los Angeles Rams	8/6
2021	Los Angeles Rams	4/0
Totals		12/6
<i>Postseason</i>		<i>2/0</i>



12 Van Jefferson



Wide Receiver • Florida • Brentwood, Tenn.

Ht./Wt.: **6-1/200**
 NFL Exp.: **3 (3rd Rams)**
 GP/GS, (Playoffs): **42/24, (6/4)**
 Birth Date: **7/26/1996**
 Acquired: **D2B-'20 (No. 57 Overall)**



Van Jefferson, NFL Statistics



Regular Season

Year	Team	GP/GS	Receiving					Rushing				
			No.	Yards	Avg.	Long	TD	Att.	Yards	Avg.	Long	TD
2020	Los Angeles Rams	16/0	19	220	11.6	31	1	1	-1	-1.0	-1	0
2021	Los Angeles Rams	17/17	50	802	16.0	79t	6	2	20	10.0	10	0
2022	Los Angeles Rams	9/7	18	231	12.8	23t	3	0	0	0	0	0
Totals		42/24	87	1,253	14.4	79t	10	3	19	6.3	10	0

Postseason

Year	Team	GP/GS	Receiving					Rushing				
			No.	Yards	Avg.	Long	TD	Att.	Yards	Avg.	Long	TD
2020	Los Angeles Rams	2/0	6	46	7.7	16	1	0	0	0.0	0	0
2021	Los Angeles Rams	4/4	9	102	11.3	41	0	1	15	15.0	15	0
Totals		6/4	15	148	9.9	41	1	1	15	15.0	15	0

Special Teams Tackles: 2020 (1)



Van Jefferson, Game-By-Game



2022 Los Angeles Rams

Game	W/L	P/S	Receiving					Rushing				
			No.	Yards	Avg.	Long	TD	Att.	Yards	Avg.	Long	TD
Buf 9/8	L	0/0										
Atl 9/18	W	0/0										
at Ari 9/25	W	0/0										
at SF 10/3	L	0/0										
Dal 10/9	L	0/0										
Car 10/16	W	0/0										
SF 10/30	L	1/1	0	0	0	0	0	0	0	0	0	0
at TB 11/6	L	1/1	0	0	0	0	0	0	0	0	0	0
Ari 11/13	L	1/0	3	27	9	19	1	0	0	0	0	0
at NO 11/20	L	1/1	3	41	13.7	20	0	0	0	0	0	0
at KC 11/27	L	1/0	3	29	9.7	16	1	0	0	0	0	0
Sea 12/4	L	1/1	2	39	19.5	23	0	0	0	0	0	0
LV 12/8	W	1/1	2	44	22.0	23t	1	0	0	0	0	0
at GB 12/19	L	1/1	2	32	16.0	17	0	0	0	0	0	0
Den 12/25	W	1/1	3	19	6.3	11	0	0	0	0	0	0
at Lac 1/1/23												
at Sea TBD												
Totals	5-10	9/7	18	231	12.8	23t	3	0	0	0	0	0

2021 Los Angeles Rams

Game	W/L	P/S	Receiving					Rushing				
			No.	Yards	Avg.	Long	TD	Att.	Yards	Avg.	Long	TD
Chi 9/12	W	1/1	2	80	40.0	67	1	0	0	0.0	0	0
at Ind 9/19	W	1/1	1	14	14.0	14	0	0	0	0.0	0	0
TB 9/26	W	1/1	4	42	10.5	21	0	0	0	0.0	0	0
Ari 10/3	L	1/1	6	90	15.0	22	1	0	0	0.0	0	0
at Sea 10/7	W	1/1	1	16	16.0	16	0	0	0	0.0	0	0
at NYG 10/17	W	1/1	3	19	6.3	18	0	0	0	0.0	0	0
Det 10/24	W	1/1	4	43	10.6	22	1	0	0	0.0	0	0
at Hou 10/31	W	1/1	3	88	29.3	68	0	0	0	0.0	0	0
Ten 11/7	L	1/1	3	41	13.8	20	0	0	0	0.0	0	0
at SF 11/15	L	1/1	3	54	18.0	33	0	0	0	0.0	0	0
at GB 11/28	L	1/1	3	93	31.0	79	1	0	0	0.0	0	0
Jax 12/5	W	1/1	6	41	6.8	19	1	0	0	0.0	0	0
at Ari 12/13	W	1/1	2	58	29.0	52	1	0	0	0.0	0	0
Sea 12/21	W	1/1	2	23	11.5	18	0	1	10	10.0	10	0
at Min 12/26	W	1/1	1	6	6.0	6	0	0	0	0.0	0	0
at Bal	W	1/1	4	63	15.6	35	0	0	0	0.0	0	0
SF 1/9/22	L	1/1	2	31	15.5	24	0	0	0	0.0	0	0
Totals	12-5	17/17	50	802	16.0	79	6	1	10	10.0	10	0

2021 Postseason

Game	W/L	P/S	Receiving					Rushing				
			No.	Yards	Avg.	Long	TD	Att.	Yards	Avg.	Long	TD
Ari 1/17/22 *	W	1/1	1	41	41.0	41	0	0	0	0	0	0
at TB 1/23/22^	W	1/1	2	29	14.5	18	0	1	15	15.0	15	0
SF 1/30/22 ~	W	1/1	2	9	4.5	6	0	0	0	0	0	0
Cin 2/13/22 +	W	1/1	4	23	5.6	13	0	0	0	0	0	0
Totals	4-0	4/4	9	102	11.3	41	0	1	15	15.0	15	0

* Denotes NFC Wild Card Game, ^ Denotes NFC Divisional Round, ~ Denotes NFC Championship, + Denotes Super Bowl



Van Jefferson, Game-By-Game



2020 Los Angeles Rams

Game	W/L	P/S	Receiving				Rushing					
			No.	Yards	Avg.	Long	TD	Att.	Yards	Avg.	Long	TD
Dal 9/13	W	1/0	1	31	31.0	31	0	0	0	0.0	0	0
at Phi 9/20	W	1/0	4	45	11.3	21	0	1	-1	-1.0	-1	0
at Buf 9/27	L	1/0	0	0	0.0	0	0	0	0	0.0	0	0
NYG 10/4	W	1/0	0	0	0.0	0	0	0	0	0.0	0	0
at Was 10/11	W	1/0	0	0	0.0	0	0	0	0	0.0	0	0
at SF 10/18	L	1/0	1	8	8.0	0	0	0	0	0.0	0	0
Chi 10/26	W	1/0	1	14	14.0	0	0	0	0	0.0	0	0
at Mia 11/1	L	1/0	2	23	11.5	15	0	0	0	0.0	0	0
Sea 11/15	W	1/0	1	15	15.0	0	0	0	0	0.0	0	0
at TB 11/23	W	1/0	1	7	7.0	7	1	0	0	0.0	0	0
SF 11/29	L	1/0	0	0	0.0	0	0	0	0	0.0	0	0
at Ari 12/6	W	1/0	4	27	6.8	9	0	0	0	0.0	0	0
NE 12/10	W	1/0	0	0	0.0	0	0	0	0	0.0	0	0
NYJ 12/20	L	1/0	0	0	0.0	0	0	0	0	0.0	0	0
at Sea 12/27	L	1/0	0	0	0.0	0	0	0	0	0.0	0	0
Ari 1/3/21	W	1/0	4	50	12.5	19	0	0	0	0.0	0	0
Totals	10-6	16/0	19	220	11.3	31	1	1	-1	-1.0	-1	0

2020 Postseason

Game	W/L	P/S	Receiving				Rushing					
			No.	Yards	Avg.	Long	TD	Att.	Yards	Avg.	Long	TD
at Sea 1/9/21*	W	1/0	0	0	0.0	0	0	0	0	0/0	0	0
at GB 1/16/21^	L	1/0	7	46	7.7	16	1	0	0	0.0	0	0
Totals	1-1	2/0	7	46	7.7	16	1	0	0	0.0	0	0

*Denotes NFC Wild Card Round, ^Denotes NFC Divisional Round



53 Ernest Jones



Linebacker • South Carolina • Waycross, Ga.

Ht./Wt.: 6-2/230

NFL Exp.: 2 (2nd Rams)

GP/GS, (Playoffs): 30/16, (2/1)

Birth Date: 11/22/1999

Acquired: D3-'21 (No. 103 Overall)



Ernest Jones, NFL Statistics



Regular Season

Year	Team	G/S	Tackles			Sacks	Yards	Int.	Interceptions			PD	Fumbles		Yards
			Total	Solo	Asst.				Yards	Long	TD		FF	FR	
2021	Los Angeles Rams	15/7	58	33	25	1.0	4.0	2	50	31	0	4	0	0	0
2022	Los Angeles Rams	15/9	99	56	43	0	0	1	0	0	0	2	1	0	0
Totals		30/16	157	89	68	1.0	4.0	3	50	31	0	6	1	0	0

Additional Stats: Special Teams Tackles: 2019 (6)

Postseason

Year	Team	G/S	Tackles			Sacks	Yards	Int.	Interceptions			PD	Fumbles		Yards
			Total	Solo	Asst.				Yards	Long	TD		FF	FR	
2021	Los Angeles Rams	2/1	9	6	3	1.0	7.0	0	0	0	0	1	0	0	0
Totals		2/1	9	6	3	1.0	7.0	0	0	0	0	1	0	0	0



Ernest Jones, Game-By-Game



2022 Los Angeles Rams

Game	W/L	P/S	T	S	A	Sk	Yds	Int	Yds	Lg	TD	PD	FF	FR	Yds
Buf 9/8	L	1/1	7	5	2	0	0.0	0	0	0	0	0	1	0	0
Atl 9/18	W	1/1	12	5	7	0	0.0	0	0	0	0	0	0	0	0
at Ari 9/25	W	1/1	5	5	0	0	0.0	0	0	0	0	0	0	0	0
at SF 10/3	L	1/1	5	2	3	0	0.0	0	0	0	0	0	0	0	0
Dal 10/9	L	1/0	6	4	2	0	0.0	0	0	0	0	0	0	0	0
Car 10/16	W	1/0	7	5	2	0	0.0	0	0	0	1	0	0	0	0
SF 10/30	L	1/1	7	3	4	0	0.0	0	0	0	0	0	0	0	0
at TB 11/6	L	1/1	7	5	2	0	0.0	0	0	0	0	0	0	0	0
Ari 11/13	L	1/0	10	6	4	0	0.0	0	0	0	0	0	0	0	0
at NO 11/20	L	1/1	3	0	3	0	0.0	0	0	0	0	0	0	0	0
at KC 11/27	L	1/0	11	6	5	0	0.0	0	0	0	0	0	0	0	0
Sea 12/4	L	1/0	8	7	1	0	0.0	0	0	0	0	0	0	0	0
LV 12/8	W	1/1	5	1	4	0	0.0	1	0	0	0	1	0	0	0
at GB 12/19	L	1/0	5	3	2	0	0.0	0	0	0	0	0	0	0	0
Den 12/25	W	1/1	2	1	1	0	0.0	0	0	0	0	0	0	0	0
at Lac 1/1/23															
at Sea TBD															
Totals		5-10	15/9	99	56	43	0	0.0	1	0	0	2	1	0	0

2021 Los Angeles Rams Game-By-Game

Game	W/L	P/S	T	S	A	Sk	Yds	Int	Yds	Lg	TD	PD	FF	FR	Yds
Chi 9/12	W	1/0	0	0	0	0.0	0.0	0	0	0	0	0	0	0	0
at Ind 9/19	W	1/0	1	0	1	0.0	0.0	0	0	0	0	0	0	0	0
TB 9/26	W	1/0	0	0	0	0.0	0.0	0	0	0	0	0	0	0	0
Ari 10/3	L	1/0	0	0	0	0.0	0.0	0	0	0	0	0	0	0	0
at Sea 10/7	W	1/0	4	2	2	0.0	0.0	0	0	0	0	0	0	0	0
at NYG 10/17	W	1/0	1	0	1	0.0	0.0	0	0	0	0	0	0	0	0
Det 10/24	W	1/0	0	0	0	0.0	0.0	0	0	0	0	0	0	0	0
at Hou 10/31	W	1/1	9	7	2	0.5	2.5	1	19	19	0	1	0	0	0
Ten 11/7	L	1/1	4	3	1	0.0	0.0	0	0	0	0	0	0	0	0
at SF 11/15	L	1/0	6	2	4	0.0	0.0	0	0	0	0	0	0	0	0
at GB 11/28	L	1/1	5	2	3	0.0	0.0	0	0	0	0	0	0	0	0
Jax 12/5	W	1/1	9	5	4	0.5	1.5	0	0	0	0	0	1	0	0
at Ari 12/13	W	1/1	7	5	2	0.0	0.0	1	31	31	0	1	0	0	0
Sea 12/21	W	1/1	11	5	6	0.0	0.0	0	0	0	0	0	0	1	0
at Min 12/26	W	1/1	2	2	0	0.0	0.0	0	0	0	0	0	0	0	0
at Bal 1/2	W														
SF 1/9/22	L														
Totals		12-5	15/7	58	33	25	1.0	4.0	2	50	31	0	4	0	0

2021 Postseason

Game	W/L	P/S	T	S	A	Sk	Yds	Int	Yds	Lg	TD	PD	FF	FR	Yds
Ari 1/17/22 *	W														
at TB 1/23/22 ^	W														
SF 1/30/22 ~	W	1/0	2	0	2	0.0	0.0	0	0	0	0	0	0	0	0
Cin 2/13/22 +	W	1/1	7	6	1	1.0	7.0	0	0	0	0	1	0	0	0
Totals		4-0	2/1	9	6	3	1.0	7.0	0	0	0	0	1	0	0

* Denotes NFC Wild Card Game, ^ Denotes NFC Divisional Round, ~ Denotes NFC Championship, + Denotes Super Bowl



6 Derion Kendrick



Defensive Back • Georgia • Rock Hill, SC.

Ht./Wt.: **5-9/180**
 NFL Exp.: **Rookie**
 GP/GS, (Playoffs): **13/6, (0/0)**
 Birth Date: **10/17/1998**
 Acquired: **D6-'22 (No. 212 Overall)**



Derion Kendrick, NFL Statistics



Regular Season

Year	Team	G/S	Tackles			Sacks	Yards	Int.	Interceptions			PD	Fumbles		Yards
			Total	Solo	Asst.				Yards	Long	TD		FF	FR	
2022	Los Angeles Rams	13/6	43	36	7	0	0	0	0	0	0	4	0	0	0
Totals		13/6	43	36	7	0	0	0	0	0	0	4	0	0	0



Derion Kendrick, Game-By-Game



2022 Los Angeles Rams

Game	W/L	P/S	T	S	A	Sk	Yds	Int	Yds	Lg	TD	PD	FF	FR	Yds
Buf 9/8	L					Inactive									
Atl 9/18	W					Inactive									
at Ari 9/25	W	1/1	9	9	0	0	0	0	0	0	0	1	0	0	0
at SF 10/3	L	1/1	3	2	1	0	0	0	0	0	0	1	0	0	0
Dal 10/9	L	1/1	3	2	1	0	0	0	0	0	0	0	0	0	0
Car 10/16	W	1/1	3	2	1	0	0	0	0	0	0	1	0	0	0
SF 10/30	L	1/1	6	5	1	0	0	0	0	0	0	0	0	0	0
at TB 11/6	L	1/0	4	4	0	0	0	0	0	0	0	1	0	0	0
Ari 11/13	L	1/0	0	0	0	0	0	0	0	0	0	0	0	0	0
at NO 11/20	L	1/0	2	1	1	0	0	0	0	0	0	0	0	0	0
at KC 11/27	L	1/0	2	2	0	0	0	0	0	0	0	0	0	0	0
Sea 12/4	L	1/0	10	8	2	0	0	0	0	0	0	0	0	0	0
LV 12/8	W	1/0	0	0	0	0	0	0	0	0	0	0	0	0	0
at GB 12/19	L	1/0	0	0	0	0	0	0	0	0	0	0	0	0	0
Den 12/25	W	1/0	1	1	0	0	0	0	0	0	0	0	0	0	0
at Lac 1/1/23															
at Sea TBD															
Totals		5-10	13/6	43	36	7	0.0	0	0	0	0	4	0	0	0



10 Cooper Kupp



Wide Receiver • Eastern Washington • Yakima, Wash.

Ht./Wt.: **6-2/208**
 NFL Exp.: **6 (6th Rams)**
 GP/GS, (Playoffs): **79/65, (6/5)**
 Birth Date: **6/15/1993**
 Acquired: **D3A-'17 (No. 69 Overall)**



Cooper Kupp, NFL Statistics



Regular Season

Year	Team	G/S	No.	Receiving				Att.	Rushing			
				Yards	Avg.	Long	TD		Yards	Avg.	Long	TD
2017	Los Angeles Rams	15/6	62	869	14.0	64	5	0	0	0.0	0	0
2018	Los Angeles Rams	8/8	40	566	14.2	70t	6	4	25	6.3	12	0
2019	Los Angeles Rams	16/14	94	1,161	12.4	66	10	2	4	2.0	6	0
2020	Los Angeles Rams	15/12	92	974	10.6	55t	3	4	33	8.3	15	0
2021	Los Angeles Rams	17/17	145	1,947	13.43	59	16	4	18	4.5	18	0
2022	Los Angeles Rams	9/9	75	812	10.8	75t	6	9	52	5.8	20t	1
Totals		79/65	505	6,330	12.5	75t	46	23	132	5.7	20t	1

Postseason

Year	Team	G/S	No.	Receiving				Att.	Rushing			
				Yards	Avg.	Long	TD		Yards	Avg.	Long	TD
2017	Los Angeles Rams	1/0	8	69	8.6	15	1	0	0	0.0	0	0
2020	Los Angeles Rams	1/1	4	78	19.5	44	0	0	0	0.0	0	0
2021	Los Angeles Rams	4/4	33	478	14.5	70	6	2	5	2.5	7	0
Totals		6/5	45	625	13.9	70	7	2	5	2.5	7	0

Additional Career Statistics: Has returned two kicks for 20 yards and has 11 punt returns for 62 return yards (5.64 yd average).



Cooper Kupp, Game-By-Game



2022 Los Angeles Rams

Game	W/L	P/S	Receiving				TD	Rushing						
			No.	Yards	Avg.	Long		Att.	Yards	Avg.	Long	TD		
Buf 9/8	L	1/1	13	128	9.8	28	1	0	0	0	0	0		
Atl 9/18	W	1/1	11	108	9.8	20	2	0	0	0	0	0		
at Ari 9/25	W	1/1	4	44	11.0	14	0	1	20	20.0	20	1		
at SF 10/3	L	1/1	14	122	8.7	18	0	0	0	0	0	0		
Dal 10/9	L	1/1	7	125	17.9	75t	1	1	4	4.0	4	0		
Car 10/16	W	1/1	7	80	11.4	22	0	2	17	8.5	13	0		
SF 10/30	L	1/1	8	79	9.9	23	1	2	10	5.0	5	0		
at TB 11/6	L	1/1	8	127	15.9	69t	1	3	1	0.3	5	0		
Ari 11/13	L	1/1	3	-1	-0.3	2	0	0	0	0	0	0		
at NO 11/20	L													
at KC 11/27	L													
Sea 12/4	L													
LV 12/8	W													
at GB 12/19	L													
Den 12/25	W													
at Lac 1/1/23														
at Sea TBD														
Totals			5-10	9/9	75	812	10.8	75t	6	9	52	5.8	20t	1

2021 Los Angeles Rams

Game	W/L	P/S	Receiving				TD	Rushing						
			No.	Yards	Avg.	Long		Att.	Yards	Avg.	Long	TD		
Chi 9/12	W	1/1	7	108	15.4	56	1	0	0	0.0	0	0		
at Ind 9/19	W	1/1	9	163	18.1	44	2	1	-5	-5.0	-5	0		
TB 9/26	W	1/1	9	96	10.7	22	2	0	0	0.0	0	0		
Ari 10/3	L	1/1	5	64	12.8	35	0	0	0	0.0	0	0		
at Sea 10/7	W	1/1	7	92	13.1	33	0	0	0	0.0	0	0		
at NYG 10/17	W	1/1	9	130	14.4	30	2	0	0	0.0	0	0		
Det 10/24	W	1/1	10	156	15.6	59	2	0	0	0.0	0	0		
at Hou 10/31	W	1/1	7	115	16.4	52	1	0	0	0.0	0	0		
Ten 11/7	L	1/1	11	95	8.6	17	0	0	0	0.0	0	0		
at SF 11/15	L	1/1	11	122	11.1	29	0	0	0	0.0	0	0		
at GB 11/28	L	1/1	7	96	13.7	22	0	0	0	0.0	0	0		
Jax 12/5	W	1/1	8	129	16.1	43	1	0	0	0.0	0	0		
at Ari 12/13	W	1/1	13	123	9.5	44	1	0	0	0.0	0	0		
Sea 12/21	W	1/1	9	136	15.1	42	2	1	1	1.0	1	0		
at Min 12/26	W	1/1	10	109	10.9	37	0	1	4	4.0	4	0		
at Bal	W	1/1	6	95	15.8	24	1	0	0	0.0	0	0		
SF 1/9/22	L	1/1	7	118	16.9	46	1	1	18	18.0	18	0		
Totals			12-5	17/17	145	1,947	13.4	59	16	4	10	18.0	18	0

2021 Postseason

Game	W/L	P/S	Receiving				TD	Rushing						
			No.	Yards	Avg.	Long		Att.	Yards	Avg.	Long	TD		
Ari 1/17/22 *	W	1/1	5	61	12.2	29	1	0	0	0.0	0	0		
at TB 1/23/22^	W	1/1	9	183	20.3	70	1	0	0	0.0	0	0		
SF 1/30/22 ~	W	1/1	11	142	12.9	25	2	1	-2	-2.0	-2	0		
Cin 2/13/22 +	W	1/1	8	92	11.5	22	2	1	7	7.0	7	0		
Totals			4-0	4/4	33	478	14.48	70	6	2	5	2.5	7	0

* Denotes NFC Wild Card Game, ^ Denotes NFC Divisional Round, ~ Denotes NFC Championship, + Denotes Super Bowl



Cooper Kupp, Game-By-Game



2020 Los Angeles Rams

Game	W/L	P/S	Receiving				Rushing					
			No.	Yards	Avg.	Long	TD	Att.	Yards	Avg.	Long	TD
Dal 9/13	W	1/0	4	40	10.0	15	0	0	0	0.0	0	0
at Phi 9/20	W	1/1	5	81	16.2	24	0	2	19	9.5	15	0
at Buf 9/27	L	1/1	9	107	11.9	20	1	0	0	0.0	0	0
NYG 10/4	W	1/1	5	69	13.8	55t	1	1	-2	-2.0	-2	0
at Was 10/11	W	1/1	5	66	13.2	49	0	0	0	0.0	0	0
at SF 10/18	L	1/1	3	11	0.0	0	0	0	0	0.0	0	0
Chi 10/26	W	1/1	6	43	7.2	13	0	0	0	0.0	0	0
at Mia 11/1	L	1/1	11	110	10.0	22	0	0	0	0.0	0	0
Sea 11/15	W	1/1	5	50	10.0	31	0	0	0	0.0	0	0
at TB 11/23	W	1/1	11	145	13.2	37	0	0	0	0.0	0	0
SF 11/29	L	1/1	2	41	20.5	33	0	0	0	0.0	0	0
at Ari 12/6	W	1/0	8	73	9.1	15	0	0	0	0.0	0	0
NE 12/10	W	1/0	5	33	6.6	20	1	0	0	0.0	0	0
NYJ 12/20	L	1/1	5	39	7.8	16	0	0	0	0.0	0	0
at Sea 12/27	L	1/1	8	66	8.3	12	0	0	0	0.0	0	0
Ari 1/3/21	W											
			Placed on COVID/IR									
Totals	10-6	15/12	92	974	10.6	55t	3	4	33	8.3	15	0

2020 Postseason

at Sea 1/9/21*	W	1/1	4	78	19.5	44	0	0	0	0.0	0	0
at GB 1/16/21^	L	0/0				Inactive						
Totals	1-1	1/1	4	78	19.5	44	0	0	0	0.0	0	0

*Denotes NFC Wild Card Round, ^Denotes NFC Divisional Round

2019 Los Angeles Rams

Game	W/L	P/S	Receiving				Rushing					
			No.	Yards	Avg.	Long	TD	Att.	Yards	Avg.	Long	TD
at Car 9/8	W	1/1	7	46	6.6	10	0	0	0	0.0	0	0
NO 9/15	W	1/1	5	120	24.0	66	0	1	6	6.0	6	0
at Cle 9/22	W	1/1	11	101	9.3	22	2	0	0	0.0	0	0
TB 9/29	L	1/1	9	121	13.4	29	1	1	-2	-2.0	-2	0
at Sea 10/3	L	1/0	9	117	13.0	26	1	0	0	0.0	0	0
SF 10/13	L	1/1	4	17	4.3	6	0	0	0	0.0	0	0
at Atl 10/20	W	1/1	6	50	8.3	17	0	0	0	0.0	0	0
Cin 10/27	W	1/1	7	220	31.4	65	1	0	0	0.0	0	0
at Pit 11/10	L	1/1	0	0	0.0	0	0	0	0	0.0	0	0
Chi 11/17	W	1/1	3	53	17.7	50	0	0	0	0.0	0	0
Bal 11/25	L	1/1	6	35	5.8	9	0	0	0	0.0	0	0
at Ari 12/1	W	1/1	6	65	10.8	27	1	0	0	0.0	0	0
Sea 12/8	W	1/0	4	45	11.3	21	1	0	0	0.0	0	0
at Dal 12/15	L	1/1	6	41	6.8	11	1	0	0	0.0	0	0
SF TBD	L	1/1	4	31	7.8	22t	1	0	0	0.0	0	0
Ari 12/29	W	1/1	7	99	14.1	24	1	0	0	0.0	0	0
Totals	9-7	16/14	94	1,161	12.4	66	10	2	4	2.0	6	0

2018 Los Angeles Rams

Game	W/L	P/S	Receiving				Rushing					
			No.	Yards	Avg.	Long	TD	Att.	Yards	Avg.	Long	TD
at Oak 9/10	W	1/1	5	52	10.4	12	1	2	10	8.0	12	0
Ari 9/16	W	1/1	6	63	10.5	29	0	0	0	0.0	0	0
LAC 9/23	W	1/1	4	71	17.8	53t	1	1	-3	-3.0	-3	0
Min 9/27	W	1/1	9	162	18.0	70t	2	0	0	0.0	0	0
at Sea 10/7	W	1/1	6	90	15.0	27	1	0	0	0.0	0	0
at Den 10/14	W	1/1	0	0	0.0	0	0	1	12	12.0	12	0
at SF 10/21	W	0/0				Declared inactive						
GB 10/28	W	0/0				Declared inactive						
at NO 11/4	L	1/1	5	89	17.8	41t	1	0	0	0.0	0	0
Sea 11/11	W	1/1	5	39	7.8	25	0	0	0	0.0	0	0
KC 11/19	W	0/0				Injured reserve (IR)						
at Det 12/2												
at Chi Phi 12/9												
Phi 12/16												
at Ari 12/23												
SF 12/30												
Totals	10-1	8/8	40	566	14.2	70t	6	4	25	6.3	12	0

2017 Los Angeles Rams

Game	W/L	P/S	Receiving				Rushing					
			No.	Yards	Avg.	Long	TD	Att.	Yards	Avg.	Long	TD
Ind 9/10	W	1/0	4	76	19.0	28	1	0	0	0.0	0	0
Was 9/17	L	1/0	3	33	11.0	17	0	0	0	0.0	0	0
at SF 9/21	W	1/0	2	17	17.0	13	0	0	0	0.0	0	0
at Dal 10/1	W	1/0	5	60	12.0	24	1	0	0	0.0	0	0
Sea 10/8	L	1/0	3	44	14.7	19	0	0	0	0.0	0	0
at Jax 10/15	W	1/0	2	35	17.5	22	0	0	0	0.0	0	0
Ari 10/22	W	1/0	4	51	12.8	18	1	0	0	0.0	0	0
at NYG 11/5	W	1/1	3	54	18.0	35	0	0	0	0.0	0	0
Hou 11/12	W	1/0	6	47	7.8	19	0	0	0	0.0	0	0
at Min 11/19	L	1/1	6	64	10.7	23	0	0	0	0.0	0	0
NO 11/26	W	1/0	8	116	14.5	53	0	0	0	0.0	0	0
at Ari 12/3	W	1/1	5	68	13.6	25	0	0	0	0.0	0	0
Phi 12/10	L	1/1	5	118	23.6	64	1	0	0	0.0	0	0
at Sea 12/17	W	1/1	2	21	10.5	15	0	0	0	0.0	0	0
at Ten 12/24	W	1/1	4	65	16.3	34	1	0	0	0.0	0	0
SF 12/31	L					Did Not Play						
Totals	11-5	15/6	62	869	14.0	64	5	0	0	0.0	0	0

2017 Postseason

Atl 1/6/18	L	1/0	8	69	8.6	15	1	0	0	0.0	0	0
Totals	0-1	1/0	8	69	8.6	15	1	0	0	0.0	0	0



52 Terrell Lewis



Outside Linebacker • Alabama • Washington, D.C.

Ht./Wt.: 6-5/262

NFL Exp.: 3 (3rd Rams)

GP/GS, (Playoffs): 30/7, (1/0)

Birth Date: 8/25/1998

Acquired: D3A-'20 (No. 84 Overall)



Terrell Lewis, NFL Statistics



Regular Season

Year	Team	G/S	Tackles			Sacks	Yards	Interceptions				PD	Fumbles		Yards
			Total	Solo	Asst.			Int.	Yards	Long	TD		FF	FR	
2020	Los Angeles Rams	8/0	5	3	2	2.0	3.0	0	0	0	0	1	0	0	0
2021	Los Angeles Rams	11/4	22	15	7	3.0	24.0	0	0	0	0	1	1	0	0
2022	Los Angeles Rams	11/3	13	9	4	1	4.0	1	0	0	0	2	0	0	0
Totals		30/7	40	27	13	6.0	31.0	1	0	0	0	4	1	0	0

Postseason

Year	Team	G/S	Tackles			Sacks	Yards	Interceptions				PD	Fumbles		Yards
			Total	Solo	Asst.			Int.	Yards	Long	TD		FF	FR	
2020	Los Angeles Rams	1/0	0	0	0	0.0	0	0	0	0	0	0	0	0	0
Totals		1/0	0	0	0	0.0	0	0	0	0	0	0	0	0	0



Terrell Lewis, Game-By-Game



2022 Los Angeles Rams

Game	W/L	P/S	T	S	A	Sk	Yds	Int	Yds	Lg	TD	PD	FF	FR	Yds
Buf 9/8	L	1/0	3	3	0	0	0	1	0	0	0	1	0	0	0
Atl 9/18	W	1/0	3	2	1	0	0	0	0	0	0	0	0	0	0
at Ari 9/25	W	1/0	2	2	0	1	4.0	0	0	0	0	0	0	0	0
at SF 10/3	L	1/0	0	0	0	0	0	0	0	0	0	0	0	0	0
Dal 10/9	L	1/0	1	0	1	0	0	0	0	0	0	0	0	0	0
Car 10/16	W	1/0	1	0	1	0	0	0	0	0	0	0	0	0	0
SF 10/30	L	1/0	1	1	0	0	0	0	0	0	0	0	0	0	0
at TB 11/6	L	1/0	2	1	1	0	0	0	0	0	0	1	0	0	0
Ari 11/13	L	1/1	0	0	0	0	0	0	0	0	0	0	0	0	0
at NO 11/20	L	1/1	0	0	0	0	0	0	0	0	0	0	0	0	0
at KC 11/27	L	1/1	0	0	0	0	0	0	0	0	0	0	0	0	0
Sea 12/4	L														
LV 12/8	W														
at GB 12/19	L														
Den 12/25															
at Lac 1/1/23															
at Sea TBD															
Totals	4-10	11/3	13	9	4	1.0	4.0	1	0	0	0	2	0	0	0

2021 Los Angeles Rams Game-By-Game

Game	W/L	P/S	T	S	A	Sk	Yds	Int	Yds	Lg	TD	PD	FF	FR	Yds
Chi 9/12	W	1/0	2	1	1	0.0	0.0	0	0	0	0	0	0	0	0
at Ind 9/19	W	1/0	1	1	0	0.0	0.0	0	0	0	0	0	0	0	0
TB 9/26	W	1/0	2	2	0	0.0	0.0	0	0	0	0	0	0	0	0
Ari 10/3	L	1/1	4	4	0	1.0	2.0	0	0	0	0	0	0	1	0
at Sea 10/7	W	1/0	3	1	2	1.0	12.0	0	0	0	0	0	0	0	0
at NYG 10/17	W	1/0	2	1	1	1.0	10.0	0	0	0	0	0	0	0	0
Det 10/24	W	1/1	2	1	1	0.0	0.0	0	0	0	0	0	0	0	0
at Hou 10/31	W	1/1	2	1	1	0.0	0.0	0	0	0	0	0	0	1	0
Ten 11/7	L	1/1	2	2	0	0.0	0.0	0	0	0	0	0	0	0	0
at SF 11/15	L	1/0	1	1	0	0.0	0.0	0	0	0	0	0	0	0	0
at GB 11/28	L	1/0	1	0	1	0.0	0.0	0	0	0	0	0	0	0	0
Jax 12/5	W														
at Ari 12/13	W														
Sea 12/21	W														
at Min 12/26	W														
at Bal 1/2	W														
SF 1/9/22	L														
Totals	12-5	11/4	22	15	7	3.0	24.0	0	0	0	0	1	1	1	0

2021 Postseason

Game	W/L	P/S	T	S	A	Sk	Yds	Int	Yds	Lg	TD	PD	FF	FR	Yds
Ari 1/17/22 *	W														
at TB 1/23/22 ^	W														
SF 1/30/22 ~	W														
Cin 2/13/22 +	W														
Totals	4-0	0/0	0	0	0	0.0	0.0	0	0	0	0	0	0	0	0

* Denotes NFC Wild Card Game, ^ Denotes NFC Divisional Round, ~ Denotes NFC Championship, + Denotes Super Bowl



Terrell Lewis, Game-By-Game



2020 Los Angeles Rams

Game	W/L	P/S	T	S	A	Sk	Yds	Int	Yds	Lg	TD	PD	FF	FR	Yds	
Dal 9/13	W															
at Phi 9/20	W															
at Buf 9/27	L															
NYG 10/4	W															
at Was 10/11	W	1/0	0	0	0	0.0	0.0	0	0	0	0	0	0	0	0	0
at SF 10/18	L	1/0	0	0	0	0.0	0.0	0	0	0	0	0	0	0	0	0
Chi 10/26	W	1/0	1	0	1	0.0	0.0	0	0	0	0	0	0	0	0	0
at Mia 11/1	L	1/0	0	0	0	0.0	0.0	0	0	0	0	0	0	0	0	0
Sea 11/15	W	1/0	2	2	0	2.0	3.0	0	0	0	0	0	0	0	0	0
at TB 11/23	W	1/0	0	0	0	0.0	0.0	0	0	0	0	1	0	0	0	0
SF 11/29	L															
at Ari 12/6	W															
NE 12/10	W															
NYJ 12/20	L															
at Sea 12/27	L	1/0	2	0	2	0.0	0.0	0	0	0	0	0	0	0	0	0
Ari 1/3/21	W	1/0	0	0	0	0.0	0.0	0	0	0	0	0	0	0	0	0
Totals	10-6	8/0	5	3	2	2.0	3.0	0	0	0	0	1	0	0	0	0

2020 Postseason

Game	W/L	P/S	T	S	A	Sk	Yds	Int	Yds	Lg	TD	PD	FF	FR	Yds
at Sea 1/9/21*	W	1/0	0	0	0	0	0	0	0	0	0	0	0	0	0
at GB 1/16/21^	L	0/0													
Totals	1-1	1/0	0	0	0	0	0	0	0	0	0	0	0	0	0

*Denotes NFC Wild Card Round, ^Denotes NFC Divisional Round



22 David Long Jr.



Cornerback • Michigan • Los Angeles, Calif.

Ht./Wt.: 5-11/196
 NFL Exp.: 4 (4th Rams)
 GP/GS, (Playoffs): 50/10, (6/1)
 Birth Date: 2/6/1998
 Acquired: D3B-'18 (No. 79 Overall)



David Long Jr., NFL Statistics



Regular Season

Year	Team	G/S	Tackles			Sacks	Yards	Interceptions				Fumbles			
			Total	Solo	Asst.			Int.	Yards	Long	TD	PD	FF	FR	Yards
2019	Los Angeles Rams	8/0	8	7	1	0.0	0.0	0	0	0	0	2	0	0	0
2020	Los Angeles Rams	16/1	6	6	0	0.0	0.0	0	0	0	0	0	0	0	0
2021	Los Angeles Rams	16/5	40	35	5	0.0	0.0	1	0	0	0	4	0	0	0
2022	Los Angeles Rams	10/4	21	18	3	0.0	0.0	0	0	0	0	1	0	0	0
Totals		50/10	75	66	9	0.0	0.0	1	0	0	0	7	0	0	0

Special Teams Tackles: 2019 (3)

Postseason

Year	Team	G/S	Tackles			Sacks	Yards	Interceptions				Fumbles			
			Total	Solo	Asst.			Int.	Yards	Long	TD	PD	FF	FR	Yards
2020	Los Angeles Rams	2/0	0	0	0	0.0	0.0	0	0	0	0	0	0	0	0
2021	Los Angeles Rams	4/1	12	11	1	0.0	0.0	1	3	3	1	1	0	0	0
Totals		6/1	12	11	1	0.0	0.0	1	3	3	1	1	0	0	0



David Long Jr., Game-By-Game



2022 Los Angeles Rams

Game	W/L	P/S	T	S	A	Sk	Yds	Int	Yds	Lg	TD	PD	FF	FR	Yds
Buf 9/8	L	1/0	3	3	0	0	0	0	0	0	0	0	0	0	0
Atl 9/18	W	1/0	4	3	1	0	0	0	0	0	0	0	0	0	0
at Ari 9/25	W							Inactive							
at SF 10/3	L							Inactive							
Dal 10/9	L							Inactive							
Car 10/16	W	1/1	1	1	0	0	0	0	0	0	0	0	0	0	0
SF 10/30	L	1/0	0	0	0	0	0	0	0	0	0	0	0	0	0
at TB 11/6	L	1/0	4	3	1	0	0	0	0	0	0	0	0	0	0
Ari 11/13	L	1/1	3	3	0	0	0	0	0	0	0	1	0	0	0
at NO 11/20	L	1/0	2	2	0	0	0	0	0	0	0	0	0	0	0
at KC 11/27	L	1/1	2	1	1	0	0	0	0	0	0	0	0	0	0
Sea 12/4	L	1/1	2	2	0	0	0	0	0	0	0	0	0	0	0
LV 12/8	W							Inactive							
at GB 12/19	L							Inactive							
Den 12/25	W	1/0	0	0	0	0	0	0	0	0	0	0	0	0	0
at Lac 1/1/23															
at Sea TBD															
Totals		5-10	10/4	21	18	3	0.0	0.0	0	0	0	1	0	0	0

2021 Los Angeles Rams Game-By-Game

Game	W/L	P/S	T	S	A	Sk	Yds	Int	Yds	Lg	TD	PD	FF	FR	Yds
Chi 9/12	W	1/1	5	5	0	0	0.0	0.0	1	0	0	0	0	2	0
at Ind 9/19	W	1/1	2	2	0	0	0.0	0.0	0	0	0	0	0	0	0
TB 9/26	W	1/1	4	4	0	0	0.0	0.0	0	0	0	0	0	0	0
Ari 10/3	L	1/1	6	5	1	0	0.0	0.0	0	0	0	0	0	0	1
at Sea 10/7	W	1/0	1	1	0	0	0.0	0.0	0	0	0	0	0	0	0
at NYG 10/17	W	1/0	0	0	0	0	0.0	0.0	0	0	0	0	0	0	0
Det 10/24	W	1/0	3	3	0	0	0.0	0.0	0	0	0	0	0	0	0
at Hou 10/31	W	1/0	2	2	0	0	0.0	0.0	0	0	0	0	0	0	0
Ten 11/7	L	1/0	0	0	0	0	0.0	0.0	0	0	0	0	0	0	0
at SF 11/15	L	1/0	3	2	1	0	0.0	0.0	0	0	0	0	0	0	0
at GB 11/28	L	1/0	0	0	0	0	0.0	0.0	0	0	0	0	0	0	0
Jax 12/5	W							Inactive							
at Ari 12/13	W	1/1	6	5	1	0	0.0	0.0	0	0	0	0	0	1	0
Sea 12/21	W	1/0	2	1	1	0	0.0	0.0	0	0	0	0	0	0	0
at Min 12/26	W	1/0	1	1	0	0	0.0	0.0	0	0	0	0	0	0	0
at Bal 1/2	W	1/0	2	2	0	0	0.0	0.0	0	0	0	0	0	0	0
SF 1/9/22	L	1/0	3	2	1	0	0.0	0.0	0	0	0	0	0	0	0
Totals		12-5	16/5	40	35	5	0.0	0.0	1	0	0	0	0	4	0

2021 Postseason

Game	W/L	P/S	T	S	A	Sk	Yds	Int	Yds	Lg	TD	PD	FF	FR	Yds
Ari 1/17/22 *	W	1/0	1	1	0	0	0.0	0.0	1	3	3	1	1	0	0
at TB 1/23/22 ^	W	1/0	7	7	0	0	0.0	0.0	0	0	0	0	0	0	0
SF 1/30/22 ~	W	1/0	0	0	0	0	0.0	0.0	0	0	0	0	0	0	0
Cin 2/13/22 +	W	1/1	4	3	1	0	0.0	0.0	0	0	0	0	0	0	0
Totals		4-0	4/1	12	11	1	0.0	0.0	1	3	3	1	1	0	0

* Denotes NFC Wild Card Game, ^ Denotes NFC Divisional Round, ~ Denotes NFC Championship, + Denotes Super Bowl



David Long Jr., Game-By-Game



2020 Los Angeles Rams

Game	W/L	P/S	T	S	A	Sk	Yds	Int	Yds	Lg	TD	PD	FF	FR	Yds
Dal 9/13	W	1/0	0	0	0	0.0	0.0	0	0	0	0	0	0	0	0
at Phi 9/20	W	1/0	0	0	0	0.0	0.0	0	0	0	0	0	0	0	0
at Buf 9/27	L	1/0	1	1	0	0.0	0.0	0	0	0	0	0	0	0	0
NYG 10/4	W	1/0	0	0	0	0.0	0.0	0	0	0	0	0	0	0	0
at Was 10/11	W	1/0	0	0	0	0.0	0.0	0	0	0	0	0	0	0	0
at SF 10/18	L	1/0	0	0	0	0.0	0.0	0	0	0	0	0	0	0	0
Chi 10/26	W	1/0	0	0	0	0.0	0.0	0	0	0	0	0	0	0	0
at Mia 11/1	L	1/1	3	3	0	0.0	0.0	0	0	0	0	0	0	0	0
Sea 11/15	W	1/0	0	0	0	0.0	0.0	0	0	0	0	0	0	0	0
at TB 11/23	W	1/0	0	0	0	0.0	0.0	0	0	0	0	0	0	0	0
SF 11/29	L	1/0	0	0	0	0.0	0.0	0	0	0	0	0	0	0	0
at Ari 12/6	W	1/0	0	0	0	0.0	0.0	0	0	0	0	0	0	0	0
NE 12/10	W	1/0	2	2	0	0.0	0.0	0	0	0	0	0	0	0	0
NYJ 12/20	L	1/0	0	0	0	0.0	0.0	0	0	0	0	0	0	0	0
at Sea 12/27	L	1/0	0	0	0	0.0	0.0	0	0	0	0	0	0	0	0
Ari 1/3/21	W	1/0	0	0	0	0.0	0.0	0	0	0	0	0	0	0	0
Totals	10-6	16/1	6	6	0	0.0	0.0	0	0	0	0	0	0	0	0

2020 Postseason

Game	W/L	P/S	T	S	A	Sk	Yds	Int	Yds	Lg	TD	PD	FF	FR	Yds
at Sea 1/9/21*	W	1/0	0	0	0	0	0	0	0	0	0	0	0	0	0
at GB 1/16/21^	L	1/0	0	0	0	0	0	0	0	0	0	0	0	0	0
Totals	1-1	2/0	0	0	0	0	0	0	0	0	0	0	0	0	0

*Denotes NFC Wild Card Round, ^Denotes NFC Divisional Round

2019 Los Angeles Rams

Game	W/L	P/S	T	S	A	Sk	Yds	Int	Yds	Lg	TD	PD	FF	FR	Yds
at CAR 9/8	W	0/0													
NO 9/15	W	0/0													
at Cle 9/22	W	0/0													
TB 9/29	L	0/0													
at Sea 10/3	L	0/0													
SF 10/13	L	0/0													
at Atl 10/20	W	1/0	1	1	0	0.0	0.0	0	0	0	0	0	0	0	0
Cin 10/27	W	1/0	0	0	0	0.0	0.0	0	0	0	0	0	0	0	0
at Pit 11/10	L	1/0	0	0	0	0.0	0.0	0	0	0	0	0	0	0	0
Chi 11/17	W	1/0	1	1	0	0.0	0.0	0	0	0	0	0	0	0	0
Bal 11/25	L	1/0	1	1	0	0.0	0.0	0	0	0	0	0	0	0	0
at Ari 12/1	W	1/0	2	2	0	0.0	0.0	0	0	0	0	1	0	0	0
Sea 12/8	W														
at Dal 12/15	L														
at SF 12/21	L	1/0	0	0	0	0.0	0.0	0	0	0	0	0	0	0	0
Ari 12/29	W	1/0	3	2	1	0.0	0.0	0	0	0	0	1	0	0	0
Totals	9-7	8/0	8	7	1	0.0	0.0	0	0	0	0	2	0	0	0

17 Baker Mayfield

Quarterback • Oklahoma • Austin, TX.

Ht./Wt.: 6-1/215
 NFL Exp.: 5 (1st Rams)
 GP/GS, (Playoffs): 70/67, (2/2)
 Birth Date: 4/14/1995
 Acquired: C(Car)-'22



Baker Mayfield, NFL Statistics



Regular Season

Passing

Year	Team	G/S	Att.	Comp.	Pct.	Yards	Yds/Att.	TD	Int.	Long	Sack-Yards	Rating
2018	Cleveland Browns	14/13	486	310	63.8	3,725	7.7	27	14	71	25-173	93.7
2019	Cleveland Browns	16/16	534	317	59.4	3,827	7.2	22	21	89t	40-285	78.8
2020	Cleveland Browns	16/16	486	305	62.8	3,563	7.3	26	8	75t	26-162	95.9
2021	Cleveland Browns	14/14	418	253	60.5	3,010	7.2	17	13	71	43-269	83.1
2022	Carolina Panthers	7/6	206	119	57.8	1,313	6.4	6	6	75t	19-126	74.4
2022	Los Angeles Rams	3/2	84	58	69.0	571	6.8	4	1	32	9-46	98.9
Totals		70/67	2,214	1,362	61.5	16,009	7.2	102	63	89	162-1,061	87.0

Rushing

Year	Team	Att.	Yards	Avg.	Long	TD
2018	Cleveland Browns	39	131	3.4	35	0
2019	Cleveland Browns	28	141	5.0	18	3
2020	Cleveland Browns	54	165	3.1	28	1
2021	Cleveland Browns	37	134	3.6	14	1
2022	Carolina Panthers	16	52	3.3	17	1
2022	Los Angeles Rams	4	10	2.5	6	0
Totals		178	633	3.6	35	6

Postseason

Passing

Year	Team	G/S	Att.	Comp.	Pct.	Yards	Yds/Att.	TD	Int.	Long	Sack-Yards	Rating
2020	Cleveland Browns	2/2	71	44	62.0	467	6.6	4	1	40t	1-8	94.0
Totals		2/2	71	44	62.0	467	6.6	4	1	40t	1-8	94.0

Rushing

Year	Team	Att.	Yards	Avg.	Long	TD
2020	Cleveland Browns	8	14	1.8	6	0
Totals		8	14	1.8	6	0



Baker Mayfield, Game-By-Game



2022 Carolina Panthers/Los Angeles Rams

Game	W/L	P/S	Att.	Comp.	Pct.	Yards/			Int.	Long	Sack-Yards	Rtg.	
						Yards	Att.	TD					
Cle 9/11	L	1/1	27	16	59.3	235	8.7	1	1	75t	4-28	84.6	
at NYG 9/18	L	1/1	29	14	48.3	145	5.0	1	0	29	2-16	74.6	
NO 9/25	W	1/1	25	12	48.0	170	6.8	1	0	67t	3-22	83.8	
Ari 10/2	L	1/1	36	22	61.1	197	5.5	1	2	34	2-17	61.9	
SF 10/9	L	1/1	36	20	55.6	215	6.0	0	1	32	4-16	61.7	
at LAR 10/16	L					Inactive							
TB 10/23	W					Inactive							
at Atl 10/30	L					Did Not Play							
at Cin 11/06	L	1/0	20	14	70.0	155	7.8	2	0	27	0-0	126.0	
Atl 11/11	W					Did Not Play							
at Bal 11/20	L	1/1	33	21	63.6	196	5.9	0	2	34	4-27	54.6	
Den 11/27	W					Did Not Play							
LV 12/8	W	1/0	35	22	62.9	230	6.6	1	0	32	4-19	91.4	
at GB 12/19	L	1/1	21	12	57.1	111	5.3	1	1	18	5-27	67.8	
Den 12/25	W	1/1	28	24	85.7	230	8.2	2	0	22	0-0	124.7	
at Lac 1/1/23													
at Sea TBD													
Totals		5-10	10/8	290	177	61.0	1,884	6.5	10	7	75	28-172	81.5

2021 Cleveland Browns

Game	W/L	P/S	Att.	Comp.	Pct.	Yards/			Int.	Long	Sack-Yards	Rtg.
						Yards	Att.	TD				
at KC 9/12	L	1/1	28	21	75.0	321	11.5	0	1	45	2-17	97.5
Hou 9/19	W	1/1	21	19	90.5	213	10.1	1	1	33t	2-14	105.0
Chi 9/26	W	1/1	31	19	61.3	246	7.9	1	0	26	5-43	97.0
at Min 10/3	W	1/1	33	15	45.5	155	4.7	0	0	24	3-12	59.5
at LAC 10/10	L	1/1	32	23	71.9	305	9.5	2	0	71t	1-4	122.5
Ari 10/17	L	1/1	28	19	67.9	234	8.4	2	1	57t	5-23	102.4
Den 10/22	W					Inactive						
Pit 10/31	L	1/1	31	20	64.5	225	7.3	0	0	24	4-15	86.1
at Cin 11/7	W	1/1	21	14	66.7	218	10.4	2	0	60t	2-10	132.6
at NE 11/14	L	1/1	21	11	52.4	73	3.5	1	1	13	2-17	56.2
Det 11/21	W	1/1	29	15	51.7	176	6.1	1	2	37	1-11	53.2
at Bal 11/29	L	1/1	37	18	48.6	247	6.7	1	0	41	2-24	79.4
Bal 12/12	W	1/1	32	22	68.8	190	5.9	2	1	34	0-0	91.9
LV 12/20	L					Did not play						
at GB 12/25	L	1/1	36	21	58.3	222	6.2	2	4	40	5-33	55.3
at Pit 1/3/22	L	1/1	38	16	42.1	185	4.9	2	2	39	9-46	53.1
Cin 1/9/22	W					Did not play						
Totals		8-9	14/14	418	253	60.5	3,010	7.2	17	13	71t	43-269/83.1

2020 Cleveland Browns

Game	W/L	P/S	Att.	Comp.	Pct.	Yards/			Int.	Long	Sack-Yards	Rtg.
						Yards	Att.	TD				
at Bal 9/13	L	1/1	39	21	53.8	189	4.8	1	1	28	2-21	65.0
Cin 9/17	W	1/1	23	16	69.6	219	9.5	2	1	43t	0-0	110.6
Was 9/27	W	1/1	23	16	69.6	156	6.8	2	0	18	2-14	117.3
at Dal 10/4	W	1/1	30	19	63.3	165	5.5	2	0	16	2-1	100.0
Ind 10/11	W	1/1	37	21	56.8	247	6.7	2	2	32	1-4	72.7
at Pit 10/18	L	1/1	18	10	55.6	119	6.6	1	2	36	4-20	54.9
at Cin 10/25	W	1/1	28	22	78.6	297	10.6	5	1	35	0-0	135.6
LV 11/01	L	1/1	25	12	48.0	122	4.9	0	0	25	0-0	62.4
Hou 11/15	W					Reserve Covid-19						
Phi 11/22	W					Reserve Covid-19						
at Jax 11/29	W	1/1	29	19	65.5	258	8.9	2	0	27	2-6	116.7
at Ten 12/6	W	1/1	33	25	75.8	334	10.1	4	0	75t	0-0	147.0
Bal 12/14	L					Reserve Covid-19						
at NYG 12/20	W					Reserve Covid-19						
at NYJ 12/27	L					Reserve Covid-19						
Pit 1/3/22	W					Reserve Covid-19						
Totals		11-5	10/10	285	181	63.5	2,106	7.4	21	7	75t	13-66/100.1

2020 Postseason

Game	W/L	P/S	Att.	Comp.	Pct.	Yards/			Int.	Long	Sack-Yards	Rtg.	
						Yards	Att.	TD					
at Pit 1/10/22*	W	1/1	34	21	61.8	263	7.7	3	0	40t	0-0	115.2	
at KC 1/17/22^	L	1/1	37	23	62.2	204	5.5	1	1	27	1-8	74.6	
Totals		1-1	2/2	71	44	62.0	467	6.6	4	1	40t	1-8	94.0

* Denotes NFC Wild Card Game, ^ Denotes NFC Divisional Round,
 ~ Denotes NFC Championship, + Denotes Super Bowl

2019 Cleveland Browns

Game	W/L	P/S	Att.	Comp.	Pct.	Yards/			Int.	Long	Sack-Yards	Rtg.	
						Yards	Att.	TD					
Ten 9/8	L	1/1	38	25	65.8	285	7.5	1	3	35	5-41	64.0	
at NYJ 9/16	W	1/1	35	19	54.3	325	9.3	1	1	89t	3-20	83.6	
LAR 9/22	L	1/1	36	18	50.0	195	5.4	1	1	30	3-20	64.0	
at Bal 9/29	W	1/1	30	20	66.7	342	11.4	1	1	65	1-5	102.4	
at SF 10/7	L	1/1	22	8	36.4	100	4.5	0	2	25	4-42	13.4	
Sea 10/13	L	1/1	37	22	59.5	249	6.7	1	3	41	0-0	54.9	
at NE 10/27	L	1/1	31	20	64.5	194	6.3	1	1	31	5-43	79.2	
at Den 11/3	L	1/1	42	27	64.3	273	6.5	1	0	41	2-12	90.7	
Buf 11/10	W	1/1	38	26	68.4	238	6.3	2	0	24	2-17	102.7	
Pit 11/14	W	1/1	32	17	53.1	193	6.0	2	0	42	1-4	92.3	
Mia 11/24	W	1/1	34	24	70.6	327	9.6	3	1	37	1-7	118.1	
at Pit 12/1	L	1/1	32	18	56.3	196	6.1	1	1	23	5-23	71.9	
Cin 12/8	W	1/1	24	11	45.8	192	8.0	0	2	34	1-5	38.9	
at Ari 12/15	L	1/1	43	30	69.8	247	5.7	2	1	26	1-6	90.0	
Bal 12/22	L	1/1	33	20	60.6	192	5.8	2	1	33	0-0	84.4	
at Cin 12/29	L	1/1	27	12	44.4	279	10.3	3	3	56t	6-40	79.6	
Totals		6-10	16/16	534	317	59.4	3,827	7.2	22	21	89t	40-285	78.8

2018 Cleveland Browns

Game	W/L	P/S	Att.	Comp.	Pct.	Yards/			Int.	Long	Sack-Yards	Rtg.	
						Yards	Att.	TD					
Pit 9/9	T					Did not play							
at NO 9/16	L					Did not play							
NYJ 9/20	W	1/0	23	17	73.9	201	8.7	0	0	29	1-8	100.1	
at Oak 9/30	L	1/1	41	21	51.2	295	7.2	2	2	59	2-16	70.7	
Bal 10/7	W	1/1	43	25	58.1	342	8.0	1	1	39	5-38	81.7	
LAC 10/14	L	1/1	46	22	47.8	238	5.2	1	2	32	5-24	52.6	
at TB 10/21	L	1/1	34	23	67.6	215	6.3	2	0	23	5-29	104.4	
at Pit 10/28	L	1/1	36	22	61.1	180	5.0	2	1	24	2-17	80.8	
KC 11/4	L	1/1	42	29	69.0	297	7.1	2	1	38	2-22	95.0	
Atl 11/11	W	1/1	20	17	85.0	216	10.8	3	0	28t	0-0	151.2	
at Cin 11/25	W	1/1	26	19	73.1	258	9.9	4	0	24	0-0	143.9	
at Hou 12/2	L	1/1	43	29	67.4	397	9.2	1	3	71	0-0	75.4	
Car 12/9	W	1/1	22	18	81.8	238	10.8	1	0	66	1-6	126.9	
at Den 12/15	W	1/1	31	18	58.1	188	6.1	2	1	31t	2-13	83.8	
Cin 12/23	W	1/1	37	27	73.0	284	7.7	3	0	66	0-0	121.9	
at Bal 12/30	W	1/1	42	23	54.8	376	9.0	3	3	48t	0-0	79.1	
Totals		7-8	114/13	486	310	63.8	3,725	7.7	27	14	71	25-173	93.7

</

52 Larrell Murchison

Defensive Tackle • North Carolina State • Elizabethtown, NC.

Ht./Wt.: 6-2/297
 NFL Exp.: 3rd (1st Rams)
 GP/GS, (Playoffs): 27/5, (1/0)
 Birth Date: 4/24/1991
 Acquired: C(Ten)'22



Larrell Murchison, NFL Statistics



Regular Season

Year	Team	GP/GS	Tackles			Sacks	Yards	Int.	Interceptions			PD	Fumbles		
			Total	Solo	Asst.				Yards	Long	TD		FF	FR	Yards
2020	Tennessee Titans	10/0	5	1	4	0.0	0.0	0	0	0	0	0	0	0	0
2021	Tennessee Titans	11/5	8	4	4	0.0	0.0	0	0	0	0	0	0	0	0
2022	Tennessee Titans	5/0	2	1	1	0.0	0.0	0	0	0	0	0	0	0	0
2022	Los Angeles Rams	1/0	4	4	0	2.0	18.0	0	0	0	0	0	0	0	0
Totals		27/5	19	10	9	2.0	18.0	0	0	0	0	0	0	0	0

Postseason

Year	Team	GP/GS	Tackles			Sacks	Yards	Int.	Interceptions			PD	Fumbles		
			Total	Solo	Asst.				Yards	Long	TD		FF	FR	Yards
2020	Tennessee Titans	1/0	1	0	1	0.0	0.0	0	0	0	0	0	0	0	0
Totals		1/0	1	0	1	0.0	0.0	0	0	0	0	0	0	0	0



Larrell Murchison, Game-By-Game



2022 Tennessee Titans/Los Angeles Rams

Game	W/L	P/S	T	S	A	Sk	Yds	PD	FF	FR	Yds	TD
NYG 9/11	L				Did not play							
at Buf 9/19	L				Did not play							
LV 9/25	W				Did not play							
at Ind 10/2	W				Did not play							
at Was 10/9	W				Did not play							
Ind 10/23	W				Did not play							
at Hou 10/30	W	1/0	1	0	1	0	0	0	0	0	0	0
at KC 11/6	L	1/0	0	0	0	0	0	0	0	0	0	0
Den 11/13	W	1/0	0	0	0	0	0	0	0	0	0	0
at GB 11/17	W	1/0	0	0	0	0	0	0	0	0	0	0
Cin 11/27	L				Did not play							
at Phi 12/4	L	1/0	1	1	0	0	0	0	0	0	0	0
Jac 12/11	L				Did not play							
at GB 12/19	L				Inactive							
Den 12/25	W	1/0	4	4	0	2.0	18	0	0	0	0	0
at Lac 1/1/23												
at Sea TBD												
Totals	8-6	6/0	6	5	1	2.0	18	0	0	0	0	0

2021 Tennessee Titans

Game	W/L	P/S	T	S	A	Sk	Yds	PD	FF	FR	Yds	TD
Ari 9/12	L	1/1	1	0	1	0	0	0	0	0	0	0
at Sea 9/19	W	1/1	1	1	0	0	0	0	0	0	0	0
Ind 9/26	W	1/0	1	1	0	0	0	0	0	0	0	0
at NYJ 10/3	L				Injured Reserve							
at Jac 10/10	W				Injured Reserve							
Buf 10/18	W				Injured Reserve							
KC 10/24	W	1/0	0	0	0	0	0	0	0	0	0	0
at Ind 10/31	W	1/0	1	1	0	0	0	0	0	0	0	0
at LAR 11/7	W	1/0	1	0	1	0	0	0	0	0	0	0
NO 11/14	W	1/1	0	0	0	0	0	0	0	0	0	0
Hou 11/21	L	1/1	2	1	1	0	0	0	0	0	0	0
at NE 11/28	W	1/0	0	0	0	0	0	0	0	0	0	0
Jac 12/12	W	1/0	0	0	0	0	0	0	0	0	0	0
at Pit 12/19	L				Inactive							
SF 12/23	W				Inactive							
Mia 1/2/22	W				Inactive							
at Hou 1/9/22	W	1/1	1	0	1	0	0	0	0	0	0	0
Totals	12-5	11/5	8	4	4	0	0	0	0	0	0	0

2021 Postseason

Game	W/L	P/S	T	S	A	Sk	Yds	PD	FF	FR	Yds	TD
Cin 1/22/22 ^A	L				Inactive							
Totals	0-1											

^ADenotes AFC Divisional Round



Larrell Murchison, Game-By-Game



2020 Tennessee Titans

Game	W/L	P/S	T	S	A	Sk	Yds	PD	FF	FR	Yds	TD
at Den 9/14	L					Inactive						
Jac 9/20	W	1/0	1	0	1	0	0	0	0	0	0	0
at Min 9/27	W	1/0	0	0	0	0	0	0	0	0	0	0
Buf 10/13	L	1/0	2	1	1	0	0	0	0	0	0	0
Hou 10/18	W	1/0	0	0	0	0	0	0	0	0	0	0
Pit 10/25	W	1/0	0	0	0	0	0	0	0	0	0	0
at Cin 11/1	W	1/0	0	0	0	0	0	0	0	0	0	0
Chi 11/8	W	1/0	0	0	0	0	0	0	0	0	0	0
Ind 11/12	W	1/0	0	0	0	0	0	0	0	0	0	0
at Bal 11/22	W					Inactive						
at Ind 11/29	L					Inactive						
Cle 12/6	W					Inactive						
at Jac 12/13	W	1/0	1	0	1	0	0	0	0	0	0	0
Det 12/20	L					Inactive						
at GB 12/27	W					Inactive						
at Hou 1/3/21	W	1/0	1	0	1	0	0	0	0	0	0	0
Totals	11-5	10/0	5	1	4	0	0	0	0	0	0	0

2020 Postseason

Game	W/L	P/S	T	S	A	Sk	Yds	PD	FF	FR	Yds	TD
Bal 1/10/21*	L	1/0	1	0	1	0	0	0	0	0	0	0
Totals	0-1	1/0	1	0	1	0	0	0	0	0	0	0

*Denotes AFC Wild Card Round



70 Joseph Noteboom



Offensive Line • TCU • Plano, Texas

Ht./Wt.: **6-5/321**

NFL Exp.: **5 (5th Rams)**


GP/GS, (Playoffs): **52/23, (6/1)**

Birth Date: **6/19/1995**

Acquired: **D3-'18 (No. 89 Overall)**

Noteboom's Career Games/Starts:

Year	Teams	GP/GS
2022	Los Angeles Rams	6/6
2021	Los Angeles Rams	15/2
	<i>Los Angeles Rams</i>	2/1
2020	Los Angeles Rams	10/9
	<i>Los Angeles Rams</i>	1/0
2019	Los Angeles Rams	6/6
	<i>Los Angeles Rams</i>	3/0
2018	Los Angeles Rams	16/0
Totals		53/23
Postseason		6/1



68 Ty Nsekhe



Offensive Tackle • Texas State- San Marcos • Brooklyn, NY.

Ht./Wt.: **6-8/325**

NFL Exp.: **9th (2nd Rams)**

GP/GS, (Playoffs): **101/23, (6/0)**

Birth Date: **10/27/1985**

Acquired: **FA'22**

Nsekhe's Career Games/Starts:

Year	Teams	GP/GS
2022	Los Angeles Rams	8/6
2022	Indianapolis Colts	0/0
2021	Dallas Cowboys	12/0
2020	Buffalo Bills	15/0
2019	Buffalo Bills	10/1
2018	Washington Redskins	14/5
2017	Washington Redskins	11/5
2016	Washington Redskins	16/4
2015	Washington Redskins	13/2
2012	St. Louis Rams	2/0
	<i>Postseason</i>	<i>6/0</i>
Totals		101/23
<i>Postseason</i>		<i>6/0</i>



42 Matthew Orzech



Long Snapper • Azusa Pacific • Menifee, Calif.

Ht./Wt.: **6-3/245**
NFL Exp.: **3 (2nd Rams)**
GP/GS, (Playoffs): **48/0, (4/0)**
Birth Date: **4/12/1995**
Acquired: **W(TEN)-'21**

Orzech's Career Games/Starts:

Year	Teams	GP/GS
2022	Los Angeles Rams	15/0
2021	Los Angeles Rams	17/0
2019	Jacksonville Jaguars	16/0
Totals		48/0



16 Bryce Perkins



Quarterback • Virginia • Queen Creek, Ariz.

Ht./Wt.: **6-3/214**
 NFL Exp.: **1 (1st Rams)**
 GP/GS, (Playoffs): **5/1, (0/0)**
 Birth Date: **12/20/1996**
 Acquired: **UDFA-'20**



Bryce Perkins, NFL Statistics



Regular Season Passing

Year	Team	G/S	Att.	Comp.	Pct.	Yards	Yds/Att.	TD	Int.	Long	Sack-Yards	Rating
2020	Los Angeles Rams	0/0	0	0	0.0	0	0.0	0	0	0	0-0	0.0
2021	Los Angeles Rams	0/0	0	0	0.0	0	0.0	0	0	0	0-0	0.0
2022	Los Angeles Rams	5/1	34	19	55.9	161	4.7	1	2	20	6-50	53.7
Totals		5/1	34	19	55.9	161	4.7	1	2	20	6-50	53.7

Postseason Passing

Year	Team	G/S	Att.	Comp.	Pct.	Yards	Yds/Att.	TD	Int.	Long	Sack-Yards	Rating
2020	Los Angeles Rams	0/0	0	0	0.0	0	0.0	0	0	0	0-0	0.0
2021	Los Angeles Rams	0/0	0	0	0.0	0	0.0	0	0	0	0-0	0.0
2022	Los Angeles Rams	0/0	0	0	0.0	0	0.0	0	0	0	0-0	0.0
Totals		0/0	0	0	0.0	0	0.0	0	0	0	0-0	0.0



Bryce Perkins, Game-By-Game



2022 Los Angeles Rams

Game	W/L	P/S	Att.	Comp.	Pct.	Yards	Yards/Att.	TD	Int.	Long	Sack-Yards	Rtg.
Buf 9/8	L	0/0				Inactive						
Atl 9/18	W	0/0				Inactive						
at Ari 9/25	W	0/0				Inactive						
at SF 10/3	L	0/0				Inactive						
Dal 10/9	L	0/0				Inactive						
Car 10/16	W	0/0				Inactive						
SF 10/30	L	0/0				Inactive						
at TB 11/6	L	0/0				Inactive						
Ari 11/13	L	1/0	1	1	100	-3.0	-3	0	0	-3	0-0	79.2
at NO 11/20	L	1/0	10	5	50	6.4	6.4	0	0	20	3-26	70.4
at KC 11/27	L	1/1	23	13	56.5	100	4.3	1	2	16	3-24	45.6
Sea 12/4	L	1/0	0	0	0	0	0	0	0	0	0	0
LV 12/8	W					Did not play						
at GB 12/19	L					Did not play						
Den 12/25	W	1/0	0	0	0	0	0	0	0	0	0	0
at Lac 1/1/23												
at Sea TBD												
Totals	5-10	5/1	34	19	55.9	161	4.7	1	2	20	6-50	53.7



19 Brandon Powell



Receiver • Florida • Deerfield Beach, Fla.

Ht./Wt.: 5-8/181
 NFL Exp.: 4 (2nd Rams)
 GP/GS, (Playoffs): 42/6, (4/0)
 Birth Date: 9/12/1995
 Acquired: FA-'21



Brandon Powell, NFL Statistics



Regular Season

Year	Team	GP/GS	No.	Receiving				TD	Att.	Rushing			TD
				Yards	Avg.	Long	Yards			Avg.	Long		
2018	Detroit Lions	6/1	11	129	11.7	41	0	1	4	4.0	4	0	
2020	Atlanta Falcons	15/1	12	69	5.8	13	2	2	7	3.5	4	0	
2021	Los Angeles Rams	6/0	0	0	0.0	0	0	0	0	0.0	0	0	
2022	Los Angeles Rams	15/4	22	151	6.9	16	0	15	59	3.9	20	0	
Totals		42/6	45	349	7.8	41	2	18	70	3.9	20	0	

Postseason

Year	Team	GP/GS	No.	Receiving				TD	Att.	Rushing			TD
				Yards	Avg.	Long	Yards			Avg.	Long		
2021	Los Angeles Rams	4/0	0	0	0.0	0	0	0	0	0.0	0	0	
Totals		4/0	0	0	0.0	0	0	0	0	0.0	0	0	

Special Teams: Has seen action primarily as a return specialist on special teams in his NFL career. In 2018, Powell returned two kicks for 43 yards (21.5 yard avg.) and two punts for eight yards (four yard avg.) In 2020 with the Falcons, Powell returned 17 kicks for 343 yards (20.2 yard avg.) along with 17 punts for 152 yards (8.9 yard avg.) During the Rams 2021 season that ended in a Super Bowl LVI victory, he returned eight kicks for 208 yards (26.0 yard avg.) and six punts for 133 yards (22.2 yard avg.) and one touchdown.



Brandon Powell, Game-By-Game



2022 Los Angeles Rams

Game	W/L	P/S	Receiving				TD	Rushing				TD	
			No.	Yards	Avg.	Long		Att.	Yards	Avg.	Long		
Buf 9/8	L	1/0	1	10	10.0	10	0	1	3	3.0	3	0	
Atl 9/18	W	1/0	1	6	6.0	6	0	1	-26	-26.0	-26	0	
at Ari 9/25	W	1/0	3	27	9.0	16	0	0	0	0	0	0	
at SF 10/3	L	1/0	0	0	0	0	0	1	11	11	11	0	
Dal 10/9	L	1/0	0	0	0	0	0	1	1	1	1	0	
Car 10/16	W	1/1	4	27	6.8	16	0	3	13	4.3	5	0	
SF 10/30	L	1/0	0	0	0	0	0	0	0	0	0	0	
at TB 11/6	L	1/0	1	4	4	4	0	0	0	0	0	0	
Ari 11/13	L	1/0	0	0	0	0	0	1	7	7	7	0	
at NO 11/20	L	1/0	2	16	8	8	0	1	-1	-1	-1	0	
at KC 11/27	L	1/1	2	6	3	5	0	0	0	0	0	0	
Sea 12/4	L	1/0	4	39	9.8	14	0	3	45	15.0	20	0	
LV 12/8	W	1/0	0	0	0	0	0	0	0	0	0	0	
at GB 12/19	L	1/1	1	4	4.0	4	0	1	3	3.0	3	0	
Den 12/25	W	1/1	3	12	4.0	8	0	2	3	1.5	3	0	
at Lac 1/1/23													
at Sea TBD													
Totals		5-10	15/4	22	151	6.9	16	0	15	59	3.9	20	0

2022 Los Angeles Rams

Game	W/L	P/S	Kick Returns					TD	Punt Returns					TD
			No.	Yards	Avg.	Long	Att.		Yards	Avg.	Long			
Buf 9/8	L	1/0	4	67	16.8	21	0	0	0	0.0	0	0	0	
Atl 9/18														
at Ari 9/25														
at SF 10/3														
Dal 10/9														
Car 10/16														
SF 10/30														
at TB 11/6														
Ari 11/13														
at NO 11/20														
at KC 11/27														
Sea 12/4														
LV 12/8														
at GB 12/19														
Den 12/25														
at Lac 1/1/23														
at Sea TBD														
Totals		0-1	1/0	4	67	16.8	21	0	0	0	0.0	0	0	



Brandon Powell, Game-By-Game



2021 Los Angeles Rams

Game	W/L	P/S	Kick Returns				Punt Returns				TD	
			No.	Yards	Avg.	Long	Att.	Yards	Avg.	Long		
Jax 12/5	W	1/0	2	81	40.5	56	0	0	0	0.0	0	0
at Ari 12/13	W	1/0	1	27	27.0	27	0	0	0	0.0	0	0
Sea 12/21	W	1/0	2	46	23.0	32	0	1	0	0.0	0	0
at Min 12/26	W	1/0	0	0	0.0	0	0	2	75	37.5	61	1
at Bal	W	1/0	1	18	18.0	18	0	1	18	18.0	18	0
SF 1/9/22	L	1/0	2	36	18.0	22	0	2	40	20.0	31	0
Totals	5-1	6/0	8	208	26.0	56	0	6	133	20.0	61	1

2021 Postseason

Game	W/L	P/S	Kick Returns				Punt Returns				TD	
			No.	Yards	Avg.	Long	Att.	Yards	Avg.	Long		
Ari 1/17/22 *	W	1/0	2	28	14.0	21	0	2	19	9.5	11	0
at TB 1/23/22^	W	1/0	1	19	19.0	19	0	3	60	20.0	33	0
SF 1/30/22 ~	W	1/0	1	24	24.0	24	0	0	0	0.0	0	0
Cin 2/13/22 +	W	1/0	1	17	17.0	17	0	4	25	6.3	12	0
Totals	4-0	4/0	5	88	17.6	24	0	9	104	11.6	33	0

* Denotes NFC Wild Card Game, ^ Denotes NFC Divisional Round,
 ~ Denotes NFC Championship, + Denotes Super Bowl

2020 Atlanta Falcons

Game	W/L	P/S	Receiving				Rushing				TD	
			No.	Yards	Avg.	Long	Att.	Yards	Avg.	Long		
Sea 9/13	L	1/0	0	0	0.0	0	0	0	0	0	0	0
at Dal 9/20	L	1/0	0	0	0.0	0	0	0	0	0	0.0	0
Chi 9/27	L	1/0	3	27	9.0	13	0	0	0	0.0	0	0
at GB 10/5	L	1/0	0	0	0.0	0	0	0	0	0	0.0	0
Car 10/11	L	1/0	1	0	0.0	0	0	0	0	0	0.0	0
at Min 10/18	W	1/0	0	0	0.0	0	0	0	0	0	0.0	0
Det 10/25	L	1/0	1	4	4.0	4	0	0	0	0.0	0	0
at Car 10/29	W	1/0	0	0	0.0	0	0	0	0	0	0.0	0
Den 11/8	W	1/0	1	9	9.0	9	0	1	4	4.0	4	0
at NO 11/22	L	1/0	0	0	0.0	0	0	1	3	3.0	3	0
LV 11/29	W	1/0	2	4	2.0	4	0	0	0	0.0	0	0
NO 12/6	L	1/0	1	9	9.0	9	0	0	0	0.0	0	0
at LAC 12/13	L	1/1	1	9	9.0	9	0	0	0	0.0	0	0
TB 12/20	L	1/0	2	5	2.5	3	0	0	0	0.0	0	0
at KC 12/27	L	1/0	1	2	1.0	2	0	0	0	0.0	0	0
Totals	9-7	15/1	12	69	5.8	13	0	2	7	3.5	4	0

2018 Detroit Lions

Game	W/L	P/S	Receiving				Rushing				TD	
			No.	Yards	Avg.	Long	Att.	Yards	Avg.	Long		
Sea 10/28	L	1/0	0	0	0.0	0	0	0	0	0.0	0	0
at Min 11/4	L	1/0	0	0	0.0	0	0	0	0	0.0	0	0
at Chi 11/11	L	1/0	1	6	6.0	6	0	0	0	0.0	0	0
at Buf 12/16	L	1/0	3	11	3.7	5	0	1	4	4.0	4	0
Min 12/23	L	1/0	1	9	9.0	9	0	0	0	0.0	0	0
at GB 12/30	W	1/1	6	103	17.2	41	0	0	0	0.0	0	0
Totals	1-5	6/1	11	129	11.7	41	0	1	4	4.0	4	0



5 Jalen Ramsey



Cornerback • Florida State • Smyrna, Tenn.

Ht./Wt.: 6-1/208
 NFL Exp.: 7 (4th Rams)
 GP/GS, (Playoffs): 106/105, (9/9)
 Birth Date: 10/24/1994
 Acquired: T(JAX)-'19



Jalen Ramsey, NFL Statistics



Year	Team	Regular Season														
		Tackles		Interceptions				Sacks					Fumbles			
		G/S	Total	Solo	Asst.	Sacks	Yards	Int.	Yards	Long	TD	PD	FF	FR	Yards	
2016	Jacksonville Jaguars	16/16	65	55	10	0.0	0.0	2	65	35	1	14	1	0	0	
2017	Jacksonville Jaguars	16/16	63	52	11	0.0	0.0	4	34	18	0	17	0	0	0	
2018	Jacksonville Jaguars	16/16	65	62	3	0.0	0.0	3	0	0	0	13	0	0	0	
2019	Jaguars/Rams	12/11	50	44	6	0.0	0.0	1	13	0	0	5	2	0	0	
2020	Los Angeles Rams	15/15	44	36	8	0.0	0.0	1	0	0	0	9	0	0	0	
2021	Los Angeles Rams	16/16	77	62	15	0.0	0.0	4	41	25	0	16	1	1	8	
2022	Los Angeles Rams	15/15	80	57	23	2.0	17.0	2	25	25	0	14	3	1	12	
Totals		106/105	444	368	76	2.0	17.0	17	180	35	1	88	7	2	20	

Year	Team	Postseason														
		Tackles		Interceptions				Sacks					Fumbles			
		G/S	Total	Solo	Asst.	Sacks	Yards	Int.	Yards	Long	TD	PD	FF	FR	Yards	
2017	Jacksonville Jaguars	3/3	8	7	1	0.0	0.0	1	2	2	0	1	0	0	0	
2020	Los Angeles Rams	2/2	7	4	3	0.0	0.0	0	0	0	0	1	0	0	0	
2021	Los Angeles Rams	4/4	13	11	2	0.0	0.0	0	0	0	0	4	0	0	0	
Totals		9/9	28	22	6	0.0	0.0	1	2	2	0	6	0	0	0	



Jalen Ramsey, Game-By-Game



2022 Los Angeles Rams																	
Game	W/L	P/S	T	S	A	Sk	Yds	Int	Yds	Lg	TD	PD	FF	FR	Yds		
Buf 9/8	L	1/1	6	6	0	0	0	0	0	0	0	0	0	0	0		
Ari 9/18	W	1/1	2	2	0	0	0	1	25	25	0	2	0	0	0		
at Ari 9/25	W	1/1	8	8	0	0	0	0	0	0	0	2	0	0	0		
at SF 10/3	L	1/1	2	2	0	0	0	0	0	0	0	1	0	0	0		
Dal 10/9	L	1/1	2	2	0	1	8.0	0	0	0	0	0	1	0	0		
Car 10/16	W	1/1	3	3	0	1	9.0	0	0	0	0	0	0	0	0		
SF 10/30	L	1/1	5	1	4	0	0.0	0	0	0	0	2	1	0	0		
at TB 11/6	L	1/1	9	6	3	0	0.0	0	0	0	0	2	0	0	0		
Ari 11/13	L	1/1	6	5	1	0	0.0	0	0	0	0	0	0	0	0		
at NO 11/20	L	1/1	6	4	2	0	0.0	0	0	0	0	0	0	0	0		
at KC 11/27	L	1/1	6	3	3	0	0.0	0	0	0	0	1	0	0	0		
Sea 12/4	L	1/1	6	3	3	0	0.0	0	0	0	0	0	0	0	0		
LV 12/8	W	1/1	6	4	2	0	0.0	0	0	0	0	1	0	0	0		
at GB 12/19	L	1/1	6	3	3	0	0.0	0	0	0	0	0	1	1	12		
at Sea 12/25	W	1/1	5	4	1	0	0.0	1	0	0	0	3	0	0	0		
at Sea TBD																	
Totals			5-10	15/15	80	57	23	2.0	17.0	2	25	25	0	14	3	1	12

2021 Los Angeles Rams Game-By-Game																
Game	W/L	P/S	T	S	A	Sk	Yds	Int	Yds	Lg	TD	PD	FF	FR	Yds	
Chi 9/12	W	1/1	9	7	2	0.0	0.0	0	0	0	0	0	0	0	0	
at Ind 9/19	W	1/1	3	1	2	0.0	0.0	1	0	0	0	0	0	1	0	
TB 9/26	W	1/1	8	7	1	0.0	0.0	0	0	0	0	0	0	0	0	
Ari 10/3	L	1/1	5	4	1	0.0	0.0	0	0	0	0	0	0	2	0	
at Sea 10/7	W	1/1	4	3	1	0.0	0.0	0	0	0	0	0	0	1	0	
at NYG 10/17	W	1/1	6	5	1	0.0	0.0	0	0	0	0	0	0	1	0	
Det 10/24	W	1/1	6	4	2	0.0	0.0	1	25	25	0	1	0	1	0	
at Hou 10/31	W	1/1	2	2	0	0.0	0.0	0	0	0	0	0	0	1	1	
Ten 11/7	L	1/1	3	3	0	0.0	0.0	1	6	6	0	1	0	0	0	
at SF 11/15	L	1/1	4	3	1	0.0	0.0	0	0	0	0	0	0	2	0	
at GB 11/28	L	1/1	6	5	1	0.0	0.0	0	0	0	0	0	0	0	0	
Jax 12/5	W	1/1	3	2	1	0.0	0.0	0	0	0	0	0	0	1	0	
at Ari 12/13	W															
Sea 12/21	W	1/1	5	5	0	0.0	0.0	0	0	0	0	0	0	2	0	
at Min 12/26	W	1/1	7	6	1	0.0	0.0	0	0	0	0	0	0	1	0	
at Bal 1/2	W	1/1	3	2	1	0.0	0.0	0	0	0	0	0	0	1	0	
SF 1/9/22	L	1/1	3	3	0	0.0	0.0	1	10	10	0	1	0	1	0	
Totals			12-5	16/16	77	62	15	0.0	0.0	4	41	25	0	17	2	0

2021 Postseason																
Game	W/L	P/S	T	S	A	Sk	Yds	Int	Yds	Lg	TD	PD	FF	FR	Yds	
Ari 1/17/22 *	W	1/1	4	4	0	0.0	0.0	0	0	0	0	0	0	0	0	
at TB 1/23/22 ^	W	1/1	4	3	1	0.0	0.0	0	0	0	0	0	0	1	0	
SF 1/30/22 ~	W	1/1	1	1	0	0.0	0.0	0	0	0	0	0	0	2	0	
Cin 2/13/22 +	W	1/1	4	3	1	0.0	0.0	0	0	0	0	0	0	1	0	
Totals			4-0	4/4	16	14	2	0.0	0.0	0	0	0	0	4	0	0

* Denotes NFC Wild Card Game, ^ Denotes NFC Divisional Round, ~ Denotes NFC Championship, + Denotes Super Bowl



Jalen Ramsey, Game-By-Game



2020 Los Angeles Rams

Game	W/L	P/S	T	S	A	Sk	Yds	Int	Yds	Lg	TD	PD	FF	FR	Yds
Dal 9/13	W	1/1	6	6	0	0.0	0.0	0	0	0	0	1	0	0	0
at Phi 9/20	W	1/1	1	1	0	0.0	0.0	0	0	0	0	0	0	0	0
at Buf 9/27	L	1/1	1	1	0	0.0	0.0	0	0	0	0	1	0	0	0
NYG 10/4	W	1/1	5	4	1	0.0	0.0	0	0	0	0	0	0	0	0
at Was 10/11	W	1/1	0	0	0	0.0	0.0	0	0	0	0	0	0	0	0
at SF 10/18	L	1/1	4	3	1	0.0	0.0	0	0	0	0	0	0	0	0
Chi 10/26	W	1/1	5	5	0	0.0	0.0	1	0	0	0	1	0	0	0
at Mia 11/1	L														
Sea 11/15	W	1/1	2	2	0	0.0	0.0	0	0	0	0	0	0	0	0
at TB 11/23	W	1/1	6	4	2	0.0	0.0	0	0	0	0	0	0	0	0
SF 11/29	L	1/1	2	0	2	0.0	0.0	0	0	0	0	0	0	0	0
at Ari 12/6	W	1/1	2	2	0	0.0	0.0	0	0	0	0	0	0	0	0
NE 12/10	W	1/1	3	2	1	0.0	0.0	0	0	0	0	0	0	0	0
NYJ 12/19	L	1/1	2	1	1	0.0	0.0	0	0	0	0	1	0	0	0
at Sea 12/27	L	1/1	1	1	0	0.0	0.0	0	0	0	0	1	0	0	0
Ari 1/3/21	W	1/1	5	5	0	0.0	0.0	0	0	0	0	4	0	0	0
Totals	10-6	15/15	44	36	8	0.0	0.0	1	0	0	0	9	0	0	0

2020 Postseason

Game	W/L	P/S	T	S	A	Sk	Yds	Int	Yds	Lg	TD	PD	FF	FR	Yds
at Sea 1/9/21 * W	1/1		3	3	0	0.0	0.0	0	0	0	0	1	0	0	0
at GB 1/16/21 ^ L	1/1		4	1	3	0.0	0.0	0	0	0	0	0	0	0	0
Totals	1-1	2/2	7	4	3	0.0	0.0	0	0	0	0	1	0	0	0

* Denotes NFC Wild Card Game, ^ Denotes NFC Divisional Round Game

2019 Jacksonville Jaguars/Los Angeles Rams

Game	W/L	P/S	T	S	A	Sk	Yds	Int	Yds	Lg	TD	PD	FF	FR	Yds
KC 9/8	L	1/1	5	5	0	0.0	0.0	0	0	0	0	0	0	0	0
at Hou 9/15	L	1/1	4	4	0	0.0	0.0	0	0	0	0	1	0	0	0
Ten 9/19	W	1/1	8	4	4	0.0	0.0	0	0	0	0	0	1	0	0
at Den 9/29	W														
at Car 10/6	L														
NO 10/13	L														
at Atl 10/20	W	1/0	4	4	0	0.0	0.0	0	0	0	0	1	0	0	0
Cin 10/27	W	1/1	7	6	1	0.0	0.0	0	0	0	0	0	0	0	0
at Pit 11/10	L	1/1	3	3	0	0.0	0.0	0	0	0	0	0	0	0	0
Chi 11/17	W	1/1	4	3	1	0.0	0.0	0	0	0	0	1	0	0	0
Bal 11/25	L	1/1	6	6	0	0.0	0.0	0	0	0	0	1	0	0	0
at Ari 12/1	W	1/1	0	0	0	0.0	0.0	0	0	0	0	0	0	0	0
Sea 12/8	W	1/1	4	4	0	0.0	0.0	0	0	0	0	0	0	0	0
at Dal 12/15	L	1/1	1	1	0	0.0	0.0	0	0	0	0	0	0	0	0
at SF 12/21	L	1/1	4	4	0	0.0	0.0	1	13	13	0	2	0	0	0
Ari 12/29	W														
Totals	8-9	12/11	50	44	6	0.0	0.0	1	13	13	0	5	2	0	0

2018 Jacksonville Jaguars

Game	W/L	P/S	T	S	A	Sk	Yds	Int	Yds	Lg	TD	PD	FF	FR	Yds
at NYG 9/9	W	1/1	5	4	1	0.0	0	0	0	0	0	0	0	0	0
NE 9/16	W	1/1	3	3	0	0.0	0	0	0	0	0	0	0	0	0
Ten 9/23	L	1/1	4	4	0	0.0	0	0	0	0	0	0	0	0	0
NYJ 9/30	W	1/1	1	1	0	0.0	0	0	0	0	0	1	0	0	0
at KC 10/7	L	1/1	4	4	0	0.0	0	0	0	0	0	0	0	0	0
at Dal 10/14	L	1/1	4	3	1	0.0	0	0	0	0	0	1	0	0	0
Hou 10/21	L	1/1	1	1	0	0.0	0	0	0	0	0	1	0	0	0
Phi 10/28	L	1/1	3	3	0	0.0	0	1	0	0	0	1	0	0	0
at Ind 11/11	L	1/1	5	5	0	0.0	0	0	0	0	0	0	0	0	0
Pit 11/18	L	1/1	8	8	0	0.0	0	2	0	0	0	3	0	0	0
at Buf 11/25	L	1/1	4	3	1	0.0	0	0	0	0	0	1	0	0	0
Ind 12/2	W	1/1	6	6	0	0.0	0	0	0	0	0	2	0	0	0
at Ten 12/6	L	1/1	5	5	0	0.0	0	0	0	0	0	0	0	0	0
Was 12/16	L	1/1	4	4	0	0.0	0	0	0	0	0	1	0	0	0
at Mia 12/23	W	1/1	3	3	0	0.0	0	0	0	0	0	0	0	0	0
at Hou 12/30	L	1/1	5	5	0	0.0	0	0	0	0	0	2	0	0	0
Totals	5-11	16/16	65	62	3	0.0	0	3	0	0	0	13	0	0	0

2017 Jacksonville Jaguars

Game	W/L	P/S	T	S	A	Sk	Yds	Int	Yds	Lg	TD	PD	FF	FR	Yds
at Hou 9/10	W	1/1	3	2	1	0.0	0	0	0	0	0	3	0	0	0
Ten 9/17	L	1/1	2	2	0	0.0	0	0	0	0	0	0	0	0	0
Bal 9/24	W	1/1	2	2	0	0.0	0	1	1	1	0	1	0	0	0
at NYJ 10/1	L	1/1	4	4	0	0.0	0	0	0	0	0	1	0	0	0
at Pit 10/8	W	1/1	7	7	0	0.0	0	1	15	15	0	4	0	0	0
LA 10/15	L	1/1	3	1	2	0.0	0	0	0	0	0	0	0	0	0
at Ind 10/22	W	1/1	4	4	0	0.0	0	0	0	0	0	2	0	0	0
Cin 11/5	W	1/1	1	1	0	0.0	0	0	0	0	0	0	0	0	0
LAC 11/12	W	1/1	4	3	1	0.0	0	0	0	0	0	2	0	0	0
at Cle 11/19	W	1/1	6	4	2	0.0	0	0	0	0	0	1	0	0	0
at Ari 11/26	L	1/1	6	6	0	0.0	0	0	0	0	0	0	0	0	0
Ind 12/3	W	1/1	5	4	1	0.0	0	1	18	18	0	2	0	0	0
Sea 12/10	W	1/1	2	2	0	0.0	0	1	0	0	0	1	0	0	0
Hou 12/17	W	1/1	4	4	0	0.0	0	0	0	0	0	0	0	0	0
at SF 12/24	L	1/1	3	4	3	0.0	0	0	0	0	0	0	0	0	0
at Ten 12/31	L	1/1	7	2	1	0.0	0	0	0	0	0	0	0	0	0
Totals	10/6	16/16	63	52	11	0.0	0	4	34	18	0	17	0	0	0

2017 Postseason

Game	W/L	P/S	T	S	A	Sk	Yds	Int	Yds	Lg	TD	PD	FF	FR	Yds
Buf 1/7*	W	1/1	2	2	0	0.0	0	1	2	2	0	1	0	0	0
at Pit 1/14^	W	1/1	4	3	1	0.0	0	0	0	0	0	0	0	0	0
at NE 1/21!	L	1/1	2	2	0	0.0	0	0	0	0	0	0	0	0	0
Totals	2-1	3/3	8	7	1	0.0	0	1	2	2	0	1	0	0	0

* Denotes AFC Wild Card Game, ^ Denotes AFC Divisional Round Game, ! Denotes AFC Championship Game

2016 Jacksonville Jaguars

Game	W/L	P/S	T	S	A	Sk	Yds	Int	Yds	Lg	TD	PD	FF	FR	Yds
GB 9/11	L	1/1	3	2	1	0.0	0	0	0	0	0	0	0	0	0
at SD 9/18	L	1/1	6	6	0	0.0	0	0	0	0	0	0	0	0	0
Bal 9/25	L	1/1	5	4	1	0.0	0	0	0	0	0	0	0	0	0
Ind 10/2	W	1/1	4	4	0	0.0	0	0	0	0	0	0	0	0	0
at Chi 10/16	W	1/1	2	2	0	0.0	0	0	0	0	0	0	0	1	0
Oak 10/23	L	1/1	2	2	0	0.0	0	0	0	0	0	0	0	0	0
at Ten 10/27	L	1/1	8	4	4	0.0	0	0	0	0	0	0	0	0	0
at KC 11/6	L	1/1	2	1	1	0.0	0	0	0	0	0	0	0	0	0
Hou 11/13	L	1/1	6	6	0	0.0	0	0	0	0	0	0	0	0	0
at Det 11/20	L	1/1	6	5	1	0.0	0	0	0	0	0	0	0	0	0
at Buf 11/27	L	1/1	3	3	0	0.0	0	0	0	0	0	0	0	0	0
Den 12/4	L	1/1	4	3	1	0.0	0	0	0	0	0	0	2	0	0
Min 12/11	L	1/1	2	1	1	0.0	0	0	0	0	0	0	1	0	0
at Hou 12/18	L	1/1	4	4	0	0.0	0	1	35	35	0	5	1	0	0
Ten 12/24	W	1/1	4	4	0	0.0	0	1	30	30	1	4	0	0	0
at Ind 1/1	L	1/1	4	4	0	0.0	0	0	0	0	0	1	0	0	0
Totals	3-13	16/16	65	55	10	0.0	0	2	65	35	1	14	1	0	0



24 Taylor Rapp



Safety • Washington • Bellingham, Wash.

Ht./Wt.: 6-0/208

NFL Exp.: 4 (4th Rams)

GP/GS, (Playoffs): 55/46 (4/0)

Birth Date: 12/22/1997

Acquired: D2A-'19 (No. 61 Overall)



Taylor Rapp, NFL Statistics



Regular Season

Year	Team	G/S	Tackles			Sacks	Yards	Interceptions			TD	PD	Fumbles		
			Total	Solo	Asst.			Int.	Yards	Long			FF	FR	Yards
2019	Los Angeles Rams	15/10	99	61	38	0.0	0.0	2	54	31t	1	8	0	1	0
2020	Los Angeles Rams	9/5	41	30	11	0.0	0.0	1	0	0	0	3	1	0	0
2021	Los Angeles Rams	17/17	91	62	29	1.5	7.0	4	31	31	0	6	0	1	0
2022	Los Angeles Rams	14/14	78	45	33	0	0	2	18	18	0	5	0	1	0
Totals		55/46	309	198	111	1.5	7.0	9	103	31t	1	22	1	3	0

Additional Career Statistics: Special teams tackles: Rams: 2020 (3), 2019 (1)



Taylor Rapp, Game-By-Game



2022 Los Angeles Rams

Game	W/L	P/S	T	S	A	Sk	Yds	Int	Yds	Lg	TD	PD	FF	FR	Yds
Buf 9/8	L	1/1	4	1	3	0.0	0.0	0	0	0	0	0	0	0	0
Atl 9/18	W	1/1	3	2	1	0.0	0.0	0	0	0	0	0	0	0	0
at Ari 9/25	W	1/1	6	5	1	0.0	0.0	0	0	0	0	0	0	0	0
at SF 10/3	L	1/1	3	1	2	0.0	0.0	0	0	0	0	0	0	0	0
Dal 10/9	L					Inactive									
Car 10/16	W	1/1	5	1	4	0.0	0.0	0	0	0	0	0	0	0	0
SF 10/30	L	1/1	7	4	3	0.0	0.0	0	0	0	0	0	0	0	0
at TB 11/6	L	1/1	8	4	4	0.0	0.0	0	0	0	0	0	0	0	0
Ari 11/13	L	1/1	6	3	3	0.0	0.0	0	0	0	0	0	0	0	0
at NO 11/20	L	1/1	5	3	2	0.0	0.0	0	0	0	0	1	0	0	0
at KC 11/27	L	1/1	12	7	5	0.0	0.0	0	0	0	0	0	0	0	0
Sea 12/4	L	1/1	4	3	1	0.0	0.0	0	0	0	2	0	1	0	0
LV 12/8	W	1/1	3	1	2	0.0	0.0	1	0	0	1	0	0	0	0
at GB 12/19	L	1/1	7	6	1	0.0	0.0	1	18	18	0	1	0	0	0
Den 12/25	W	1/1	5	4	1	0.0	0.0	0	0	0	0	0	0	0	0
at Lac 1/1/23															
at Sea TBD															
Totals	5-10	14/14	78	45	33	0.0	0.0	2	18	18	0	5	0	1	0

2021 Los Angeles Rams Game-By-Game

Game	W/L	P/S	T	S	A	Sk	Yds	Int	Yds	Lg	TD	PD	FF	FR
Chi 9/12	W	1/1	8	4	4	0.0	0.0	0	0	0	0	0	0	0
at Ind 9/19	W	1/1	8	7	1	0.5	4.0	0	0	0	0	0	1	0
TB 9/26	W	1/1	5	4	1	0.0	0.0	0	0	0	0	0	1	0
Ari 10/3	L	1/1	12	6	6	0.0	0.0	0	0	0	0	0	0	0
at Sea 10/7	W	1/1	1	1	0	0.0	0.0	0	0	0	0	0	0	0
at NYG 10/17	W	1/1	4	1	3	0.0	0.0	2	31	18	0	2	0	0
Det 10/24	W	1/1	3	3	0	0.0	0.0	0	0	0	0	0	0	0
at Hou 10/31	W	1/1	3	2	1	0.0	0.0	0	0	0	0	0	0	0
Ten 11/7	L	1/1	4	4	0	0.0	0.0	0	0	0	0	0	0	0
at SF 11/15	L	1/1	10	7	3	1.0	3.0	0	0	0	0	0	0	0
at GB 11/28	L	1/1	2	2	0	0.0	0.0	0	0	0	0	0	0	0
Jax 12/5	W	1/1	3	1	2	0.0	0.0	0	0	0	0	0	0	1
at Ari 12/13	W	1/1	4	3	1	0.0	0.0	0	0	0	0	0	0	0
Sea 12/21	W	1/1	3	1	2	0.0	0.0	1	0	0	0	0	1	0
at Min 12/26	W	1/1	7	5	2	0.0	0.0	0	0	0	0	0	0	0
at Bal 1/2	W	1/1	6	5	1	0.0	0.0	0	0	0	0	0	0	0
SF 1/9/22	L	1/1	8	6	2	0.0	0.0	1	0	0	0	0	1	0
Totals	12-5	17/17	91	62	29	1.5	7.0	4	31	31	0	6	0	0

2021 Postseason

Game	W/L	P/S	T	S	A	Sk	Yds	Int	Yds	Lg	TD	PD	FF	FR
Ari 1/17/22*	W					Inactive								
at TB 1/23/22^	W					Inactive								
SF 1/30/22~	W					Inactive								
Cin 2/13/22+	W	1/0	7	4	3	0.0	0.0	0	0	0	0	0	0	0
Totals	4-0	1/0	7	4	3	0.0	0.0	0	0	0	0	0	0	0

* Denotes NFC Wild Card Game, ^ Denotes NFC Divisional Round, ~ Denotes NFC Championship, + Denotes Super Bowl



Taylor Rapp, Game-By-Game



2020 Los Angeles Rams

Game	W/L	P/S	T	S	A	Sk	Yds	Int	Yds	Lg	TD	PD	FF	FR	Yds
Dal 9/13	W	1/0	1	1	0	0.0	0.0	0	0	0	0	0	0	0	0
at Phi 9/20	W	1/0	2	2	0	0.0	0.0	0	0	0	0	0	0	0	0
at Buf 9/27	L	1/0	8	6	2	0.0	0.0	0	0	0	0	0	0	0	0
NYG 10/4	W	1/1	8	7	1	0.0	0.0	0	0	0	0	0	0	0	0
at Was 10/11	W	1/0	2	2	0	0.0	0.0	0	0	0	0	1	0	0	0
at SF 10/18	L	1/1	9	6	3	0.0	0.0	0	0	0	0	0	0	0	0
Chi 10/26	W	1/1	7	2	5	0.0	0.0	1	0	0	0	1	0	0	0
at Mia 11/1	L	1/1	3	3	0	0.0	0.0	0	0	0	0	0	1	0	0
Sea 11/15	W	1/1	1	1	0	0.0	0.0	0	0	0	0	0	0	0	0
at TB 11/23	W					Injured Reserve									
SF 11/29	L					Injured Reserve									
at Ari 12/6	W					Injured Reserve									
NE 12/10	W					Injured Reserve									
NYJ 12/19	L					Injured Reserve									
at Sea 12/27	L					Injured Reserve									
Ari 1/3/21	W					Injured Reserve									
Totals	6-3	9/5	41	30	11	0.0	0.0	1	0	0	0	2	1	0	0

2020 Postseason

Game	W/L	P/S	T	S	A	Sk	Yds	Int	Yds	Lg	TD	PD	FF	FR	Yds
at Sea 1/9/21 *						Injured Reserve									
at GB 1/16/21 ^						Injured Reserve									
Totals	0-0	0/0	0	0	0	0	0	0	0	0	0	0	0	0	0

* Denotes NFC Wild Card Game, ^ Denotes NFC Divisional Round Game

2019 Los Angeles Rams

Game	W/L	P/S	T	S	A	Sk	Yds	Int	Yds	Lg	TD	PD	FF	FR	Yds
at Car 9/8	W	1/0	7	3	4	0.0	0.0	0	0	0	0	0	0	0	0
NO 9/15	W	1/0	6	2	4	0.0	0.0	0	0	0	0	0	1	0	0
at Cle 9/22	W	1/0	3	1	2	0.0	0.0	0	0	0	0	0	1	0	0
TB 9/29	L	1/0	3	1	2	0.0	0.0	0	0	0	0	0	0	0	0
at Sea 10/3	L	0/0				Inactive									
SF 10/13	L	1/0	6	4	2	0.0	0.0	0	0	0	0	0	0	0	0
at Atl 10/20	W	1/1	6	5	1	0.0	0.0	0	0	0	0	0	0	0	0
Cin 10/27	W	1/1	12	9	3	0.0	0.0	0	0	0	0	0	1	0	0
at Pit 11/10	L	1/1	9	6	3	0.0	0.0	0	0	0	0	0	0	0	0
Chi 11/17	W	1/1	8	7	1	0.0	0.0	0	0	0	0	0	1	0	0
Bal 11/25	L	1/1	10	6	4	0.0	0.0	0	0	0	0	0	1	0	0
at Ari 12/1	W	1/1	2	2	0	0.0	0.0	1	31t	31t	1	2	0	0	0
Sea 12/8	W	1/1	6	4	2	0.0	0.0	0	0	0	0	0	0	0	0
at Dal 12/15	L	1/1	10	3	7	0.0	0.0	0	0	0	0	0	0	0	0
at SF 12/21	L	1/1	5	4	1	0.0	0.0	0	0	0	0	0	0	0	0
Ari 12/29	W	1/1	6	4	2	0.0	0.0	1	27	27	0	1	0	1	0
Totals	9-7	15/10	99	61	38	0.0	0.0	2	31t	31t	1	8	0	1	0



1 Allen Robinson II



Receiver • Penn St • Detroit, Mich.

Ht./Wt.: **6-2/210**
 NFL Exp.: **9 (1st Rams)**
 GP/GS, (Playoffs): **110/106 (2/2)**
 Birth Date: **12/22/1997**
 Acquired: **D2A-'19 (No. 61 Overall)**



Allen Robinson II, NFL Statistics



Regular Season

Year	Team	G/S	No.	Receiving				Att.	Rushing			
				Yards	Avg.	Long	TD		Yards	Avg.	Long	TD
2014	Jacksonville Jaguars	10/8	48	548	11.4	54	2	0	0	0.0	0	0
2015	Jacksonville Jaguars	16/16	80	1,400	17.5	90t	14	0	0	0.0	0	0
2016	Jacksonville Jaguars	16/16	73	883	12.1	42	6	0	0	0.0	0	0
2017	Jacksonville Jaguars	1/1	1	17	17.0	17	0	0	0	0.0	0	0
2018	Chicago Bears	13/12	65	897	13.8	45	5	1	9	9.0	9	0
2019	Chicago Bears	16/15	98	1,147	11.7	49	7	1	2	2.0	2	0
2020	Chicago Bears	16/16	102	1,250	12.3	42	6	1	-1	-1.0	-1	0
2021	Chicago Bears	12/11	38	410	10.8	39	1	0	0	0.0	0	0
2022	Los Angeles Rams	10/10	33	339	10.3	29	3	0	0	0.0	0	0
Totals		110/106	528	6,748	12.8	90t	43	3	10	3.3	9	0

Postseason

Year	Team	G/S	No.	Receiving				Att.	Rushing			
				Yards	Avg.	Long	TD		Yards	Avg.	Long	TD
2018	Chicago Bears	1/1	10	143	14.3	45	1	0	0	0.0	0	0
2020	Chicago Bears	1/1	6	55	9.2	21	0	0	0	0.0	0	0
Totals		2/2	16	198	12.4	45	1	0	0	0.0	0	0

Additional Career Statistics: Has returned two kicks for 20 yards and has 11 punt returns for 62 return yards (5.64 yd average).



Allen Robinson II, Game-By-Game



2022 Los Angeles Rams

Game	W/L	P/S	Receiving				TD	Att.	Rushing			
			No.	Yards	Avg.	Long			Yards	Avg.	Long	TD
Buf 9/8	L	1/1	1	12	12.0	12	0	0	0	0	0	0
Atl 9/18	W	1/1	4	53	13.3	29	1	0	0	0	0	0
at Ari 9/25	W	1/1	2	23	11.5	15	0	0	0	0	0	0
at SF 10/3	L	1/1	2	7	3.5	5	0	0	0	0	0	0
Dal 10/9	L	1/1	3	12	4.0	6	0	0	0	0	0	0
Car 10/16	W	1/1	5	63	12.6	22	1	0	0	0	0	0
SF 10/30	L	1/1	5	54	10.8	23	0	0	0	0	0	0
at TB 11/6	L	1/1	3	24	8.0	15	0	0	0	0	0	0
Ari 11/13	L	1/1	4	44	11	14	0	0	0	0	0	0
at NO 11/20	L	1/1	4	47	11.8	17	1	0	0	0	0	0
at KC 11/27	L											
Sea 12/4	L											
LV 12/8	W											
at GB 12/19	L											
Den 12/25	W											
at Lac 1/1/23												
at Sea TBD												
Totals	5-10	10/10	33	339	10.3	29	3	0	0	0	0	0

2021 Chicago Bears

Game	W/L	P/S	Receiving				TD	Att.	Rushing			
			No.	Yards	Avg.	Long			Yards	Avg.	Long	TD
at LAR 9/12	L	1/1	6	35	5.8	9	0	0	0	0.0	0	0
vs. Cin 9/19	W	1/1	2	24	12.0	13	1	0	0	0.0	0	0
at Cle 9/26	L	1/1	2	27	13.5	18	0	0	0	0.0	0	0
vs. Det 10/3	W	1/1	3	63	21.0	28	0	0	0	0.0	0	0
at LV 10/10	W	1/1	4	32	8.0	12	0	0	0	0.0	0	0
vs. GB 10/17	L	1/1	4	53	13.3	20	0	0	0	0.0	0	0
at TB 10/24	L	1/1	2	16	8.0	12	0	0	0	0.0	0	0
vs SF 10/31	L	1/1	3	21	7.0	10	0	0	0	0.0	0	0
at Pit 11/8	L	1/1	4	68	17.0	39	0	0	0	0.0	0	0
vs. Bal 11/21												
at Det 11/25												
vs. Ari 12/5												
at GB 12/12	L	1/1	2	14	7.0	8	0	0	0	0.0	0	0
vs Min 12/20												
at Sea 12/26												
vs. NYG 1/2	W	1/1	4	35	8.6	13	0	0	0	0.0	0	0
at Min 1/9/22	L	1/1	2	22	11.0	16	0	0	0	0.0	0	0
Totals	4-8	12/12	38	410	10.8	39	1	0	0	0.0	0	0



Allen Robinson II, Game-By-Game



2020 Chicago Bears

Game	W/L	P/S	Receiving				Rushing				TD
			No.	Yards	Avg.	Long	Att.	Yards	Avg.	Long	
at Det 9/13	W	1/1	5	74	14.8	22	0	1	-1.0	-1	0
vs. NYG 9/20	W	1/1	3	33	11.0	17	0	0	0.0	0	0
at Atl 9/27	W	1/1	10	123	12.3	37	1	0	0.0	0	0
vs. Ind 10/4	L	1/1	7	101	14.4	27	1	0	0.0	0	0
vs. TB 10/8	W	1/1	10	90	9.0	24	0	0	0.0	0	0
at Car 10/18	W	1/1	5	53	10.6	23	0	0	0.0	0	0
at LAR 10/26	L	1/1	4	70	17.5	42	0	0	0.0	0	0
vs. NO 11/1	L	1/1	6	87	11.6	28	1	0	0.0	0	0
at Ten 11/8	L	1/1	7	81	11.6	27	0	0	0.0	0	0
vs. Min 11/16	L	1/1	6	43	7.2	24	0	0	0.0	0	0
at GB 11/29	L	1/1	8	74	9.3	20	2	0	0.0	0	0
vs. Det 12/6	L	1/1	6	75	12.5	21	0	0	0.0	0	0
vs. Hou 12/13	W	1/1	9	123	13.7	35	1	0	0.0	0	0
at Min 12/20	W	1/1	4	83	20.8	35	0	0	0.0	0	0
at Jax 12/27	W	1/1	10	103	10.3	21	0	0	0.0	0	0
vs. GB 12/31	L	1/1	2	37	18.5	23	0	0	0.0	0	0
Totals	8-8	16/16	102	1,250	12.3	42	6	1	-1.0	-1	0

2020 Postseason

at NO 1/10/21*	L	1/1	6	55	9.2	21	0	0	0.0	0	0
Totals	0-1	1/1	6	55	9.2	21	0	0	0.0	0	0

*Denotes NFC Wild Card Round

2019 Chicago Bears

Game	W/L	P/S	Receiving				Rushing				TD
			No.	Yards	Avg.	Long	Att.	Yards	Avg.	Long	
vs. GB 9/5	L	1/0	7	102	14.6	27	0	0	0.0	0	0
at Den 9/15	W	1/1	4	41	10.3	25	0	0	0.0	0	0
at Was 9/23	W	1/1	6	60	10.0	14	0	0	0.0	0	0
vs. Min 9/29	W	1/1	7	77	11.0	25	0	0	0.0	0	0
at Oak 10/6	L	1/1	7	97	13.9	32	2	0	0.0	0	0
vs. NO 10/20	L	1/1	10	87	8.7	17	1	0	0.0	0	0
vs. LAC 10/27	L	1/1	5	62	12.4	31	0	0	0.0	0	0
at Phi 11/3	L	1/1	1	6	6.0	6	0	0	0.0	0	0
vs. Det 11/10	W	1/1	6	86	14.3	33	0	0	0.0	0	0
at LAR 11/17	L	1/1	4	15	3.8	6	0	0	0.0	0	0
vs. NYG 11/24	W	1/1	6	131	21.8	49	1	0	0.0	0	0
at Det 11/28	W	1/1	8	86	10.8	16	1	0	0.0	0	0
vs. Dal 12/5	W	1/1	5	48	9.6	34	0	0	0.0	0	0
at GB 12/15	L	1/1	7	125	17.9	34	0	0	0.0	0	0
vs. KC 12/22	L	1/1	6	53	8.8	17	0	0	0.0	0	0
at Min 12/29	W	1/1	9	71	7.9	18	0	1	2.0	2	0
Totals	8-8	16/16	98	1,147	11.7	49	7	1	2.0	2	0

2018 Chicago Bears

Game	W/L	P/S	Receiving				Rushing				TD
			No.	Yards	Avg.	Long	Att.	Yards	Avg.	Long	
at GB 9/9	L	1/0	4	61	15.3	33	0	0	0.0	0	0
vs. Sea 9/17	W	1/1	10	83	8.3	14	0	0	0.0	0	0
at Ari 9/23	W	1/1	3	50	16.7	39	0	0	0.0	0	0
vs. TB 9/30	W	1/1	2	23	11.5	14	1	0	0.0	0	0
at Mia 10/14	L	1/1	5	64	12.8	21	1	0	0.0	0	0
vs. NE 10/21	L	1/1	1	4	4.0	4	0	0	0.0	0	0
vs. NYJ 10/28											
vs. Buf 11/4											
vs. Det 11/11	W	1/1	6	133	22.2	36	2	0	0.0	0	0
vs. Min 11/18	W	1/1	3	39	13.0	17	0	0	0.0	0	0
at Det 11/22	W	1/1	2	37	18.5	29	0	0	0.0	0	0
at NYG 12/2	L	1/1	5	79	15.8	30	0	0	0.0	0	0
vs. LAR 12/9	W	1/1	5	42	8.4	14	0	0	0.0	0	0
vs. GB 12/16	W	1/1	3	54	18.0	30	0	0	0.0	0	0
at SF 12/23	W	1/1	6	85	14.2	43	0	1	9.0	9	0
at Min 12/30											
Totals	10-6	13/12	55	754	13.7	43	4	1	9.0	9	0

2018 Postseason

vs. Phi 1/6/19*	L	1/1	10	143	14.3	45	0	0	0.0	0	0
Totals	0-1	1/1	10	143	14.3	45	0	0	0.0	0	0

*Denotes NFC Wild Card Round

2017 Jacksonville Jaguars

Game	W/L	P/S	Receiving				Rushing				TD
			No.	Yards	Avg.	Long	Att.	Yards	Avg.	Long	
at Hou 9/10	W	1/1	1	17	17.0	17	0	0	0.0	0	0
at Was 9/14											
vs. Ind 9/21											
at SD 9/28											
vs. Pit 10/5											
at Ten 10/12											
vs. Cle 10/19											
vs. Mia 10/26											
at Cin 11/2											
vs. Dal 11/9											
at Ind 11/23											
vs. NYG 11/30											
vs. Hou 12/7											
at Bal 12/14											
vs. Ten 12/18											
at Hou 12/28											
Totals	1-0	1/1	1	17	17.0	17	0	0	0.0	0	0

2016 Jacksonville Jaguars

Game	W/L	P/S	Receiving				Rushing				TD
			No.	Yards	Avg.	Long	Att.	Yards	Avg.	Long	
vs. GB 9/11	L	1/1	6	72	12.0	22	0	0	0.0	0	0
at SD 9/18	L	1/1	3	54	18.0	35	0	0	0.0	0	0
vs. Bal 9/25	L	1/1	7	57	8.1	14	2	0	0.0	0	0
vs. Ind 10/2	W	1/1	5	55	11.0	17	1	0	0.0	0	0
at Chi 10/16	W	1/1	3	49	16.3	18	0	0	0.0	0	0
vs. Oak 10/23	L	1/1	2	9	4.5	5	0	0	0.0	0	0
at Ten 10/27	L	1/1	6	70	11.7	21	0	0	0.0	0	0
at KC 11/6	L	1/1	7	76	10.9	20	1	0	0.0	0	0
vs. Hou 11/13	L	1/1	9	107	11.9	19	1	0	0.0	0	0
at Det 11/20	L	1/1	3	18	6.0	11	1	0	0.0	0	0
at Buf 11/27	L	1/1	2	24	12.0	24	0	0	0.0	0	0
vs. Den 12/4	L	1/1	3	31	10.3	21	0	0	0.0	0	0
vs. Min 12/11	L	1/1	1	17	17.0	17	0	0	0.0	0	0
at Hou 12/18	L	1/1	2	15	7.5	9	0	0	0.0	0	0
vs. Ten 12/24	W	1/1	9	147	16.3	37	0	0	0.0	0	0
at Ind 1/1/17	L	1/1	5	82	16.4	42	0	0	0.0	0	0
Totals	3-13	16/16	73	883	12.1	42	6	0	0.0	0	0

2015 Jacksonville Jaguars

Game	W/L	P/S	Receiving				Rushing				TD
			No.	Yards	Avg.	Long	Att.	Yards	Avg.	Long	
vs. Car 9/13	L	1/1	1	27	27.0	27	0	0	0.0	0	0
vs. Mia 9/20	W	1/1	6	155	25.8	52	2	0	0.0	0	0
at NE 9/27	L	1/1	4	68	17.0	37	0	0	0.0	0	0
at Ind 10/4	L	1/1	4	80	20.0	48	0	0	0.0	0	0
at TB 10/11	L	1/1	7	72	10.3	21	2	0	0.0	0	0
vs. Hou 10/18	L	1/1	6	86	14.3	25	1	0	0.0	0	0
vs. Buf 10/25	W	1/1	6	98	16.3	23	1	0	0.0	0	0
at NYJ 11/8	L	1/1	6	121	20.2	44	0	0	0.0	0	0
at Bal 11/15	W	1/1	5	51	10.2	16	1	0	0.0	0	0
vs. Ten 11/19	W	1/1	5	113	22.6	38	0	0	0.0	0	0
vs. SD 11/29	L	1/1	5	56	11.2	25	1	0	0.0	0	0
at Ten 12/6	L	1/1	10	153	15.3	44	1	0	0.0	0	0
vs. Ind 12/13	W	1/1	1	4	4.0	4	1	0	0.0	0	0
vs. Atl 12/20	L	1/1	3	57	19.0	25	1	0	0.0	0	0
at NO 12/27	L	1/1	6	151	25.2	90	1	0	0.0	0	0
at Hou 1/3	L	1/1	5	108	21.6	36	0	0	0.0	0	0
Totals	5-11	16/16	80	1,400	17.5	90	14	0	0.0	0	0

2014 Jacksonville Jaguars

Game	W/L	P/S	Receiving				Rushing				TD
			No.	Yards	Avg.	Long	Att.	Yards	Avg.	Long	
at Phi 9/7	L	1/0	1	0	0.0	0	0	0	0.0	0	0
at Was 9/14	L	1/0	4	75	18.6	54	0	0	0.0	0	0
vs. Ind 9/21	L	1/1	7	79	11.3	21	0	0	0.0	0	0
at SD 9/28	L	1/1	5	38	7.6	14	0	0	0.0	0	0
vs. Pit 10/5	L	1/1	5	51	10.2	17	0	0	0.0	0	0
at Ten 10/12	L	1/1	8	68	8.5	15	0	0	0.0	0	0
vs. Cle 10/19	W	1/1	4	60	15.0	31	1	0	0.0	0	0
vs. Mia 10/26	L	1/1	5	82	16.4	48	1	0	0.0	0	0
at Cin 11/2											



94 A'Shawn Robinson

Defensive Line • Alabama • Ft. Worth, Texas

Ht./Wt.: 6-4/330

NFL Exp.: 7 (3rd Rams)

GP/GS, (Playoffs): 93/61, (7/5)

Birth Date: 3/21/1995

Acquired: FA-'20



A'Shawn Robinson, NFL Statistics



Regular Season

Year	Team	Tackles		Solo	Asst.	Sacks		Interceptions			TD	PD	Fumbles		Yards
		G/S	Total			Yards	Int.	Yards	Long	FF			FR		
2016	Detroit Lions	16/4	30	22	8	2.0	5.0	0	0	0	0	7	0	0	0
2017	Detroit Lions	16/16	53	31	21	0.5	4.5	1	2	2t	1	6	1	0	0
2018	Detroit Lions	13/7	49	30	15	1.0	8.0	0	0	0	0	0	1	1	0
2019	Detroit Lions	13/9	40	28	8	1.5	6.0	0	0	0	0	3	1	2	3
2020	Los Angeles Rams	8/0	12	6	6	0.0	0.0	0	0	0	0	1	0	0	0
2021	Los Angeles Rams	17/14	67	33	34	2.0	25.0	0	0	0	0	0	2	0	0
2022	Los Angeles Rams	10/10	41	22	19	0	0	0	0	0	0	0	0	0	0
Totals		93/61	292	181	111	7.0	48.5	1	2	2t	1	17	5	3	3

Postseason

Year	Team	Tackles		Solo	Asst.	Sacks		Interceptions			TD	PD	Fumbles		Yards
		G/S	Total			Yards	Int.	Yards	Long	FF			FR		
2016	Detroit Lions	1/1	7	2	5	0.0	0.0	0	0	0	0	0	0	0	0
2020	Los Angeles Rams	2/0	6	4	2	0.0	0.0	0	0	0	0	0	1	0	0
2021	Los Angeles Rams	4/4	22	12	10	1.0	2.0	0	0	0	0	0	0	0	0
Totals		7/5	35	18	17	1.0	2.0	0	0	0	0	0	1	0	0



A'Shawn Robinson, Game-By-Game



2022 Los Angeles Rams

Game	W/L	P/S	T	S	A	Sk	Yds	Int	Yds	Lg	TD	PD	FF	FR	Yds
Buf 9/8	L	1/1	5	2	3	0.0	0.0	0	0	0	0	0	0	0	0
Ari 9/18	W	1/1	4	2	2	0.0	0.0	0	0	0	0	0	0	0	0
at Ari 9/25	W	1/1	3	3	0	0.0	0.0	0	0	0	0	0	0	0	0
at SF 10/3	L	1/1	2	1	1	0.0	0.0	0	0	0	0	0	0	0	0
Dal 10/9	L	1/1	6	4	2	0.0	0.0	0	0	0	0	0	0	0	0
Car 10/16	W	1/1	6	3	3	0.0	0.0	0	0	0	0	0	0	0	0
SF 10/30	L	1/1	3	2	1	0.0	0.0	0	0	0	0	0	0	0	0
at TB 11/6	L	1/1	7	2	5	0.0	0.0	0	0	0	0	0	0	0	0
Ari 11/13	L	1/1	2	1	1	0.0	0.0	0	0	0	0	0	0	0	0
at NO 11/20	L	1/1	3	2	1	0.0	0.0	0	0	0	0	0	0	0	0
at KC 11/27	L					Did Not Play									
Sea 12/4	L					Did Not Play									
LV 12/8	W					Injured Reserve									
at GB 12/19	L					Injured Reserve									
Den 12/25	W					Injured Reserve									
at Lac 1/1/23															
at Sea TBD															
Totals	5-10	10/10	41	22	19	0.0	0.0	0	0	0	0	0	0	0	0

2021 Los Angeles Rams Game-By-Game

Game	W/L	P/S	T	S	A	Sk	Yds	Int	Yds	Lg	TD	PD	FF	FR	Yds
Chi 9/12	W	1/0	1	0	1	0.0	0.0	0	0	0	0	0	0	0	0
at Ind 9/19	W	1/1	0	0	0	0.0	0.0	0	0	0	0	0	0	0	0
TB 9/26	W	1/1	6	3	3	0.0	0.0	0	0	0	0	0	0	0	0
Ari 10/3	L	1/1	5	3	2	0.0	0.0	0	0	0	0	0	0	0	0
at Sea 10/7	W	1/0	4	1	3	0.0	0.0	0	0	0	0	0	0	0	0
at NYG 10/17	W	1/0	1	0	1	0.0	0.0	0	0	0	0	0	0	0	0
Det 10/24	W	1/1	3	1	2	0.0	0.0	0	0	0	0	0	0	0	0
at Hou 10/31	W	1/1	3	2	1	0.0	0.0	0	0	0	0	0	0	0	0
Ten 11/7	L	1/1	6	5	1	0.0	0.0	0	0	0	0	0	0	0	0
at SF 11/15	L	1/1	8	4	4	0.0	0.0	0	0	0	0	0	0	0	0
at GB 11/28	L	1/1	6	3	3	0.0	0.0	0	0	0	0	0	0	0	0
Jax 12/5	W	1/1	5	1	4	0.0	0.0	0	0	0	0	0	0	0	1
at Ari 12/13	W	1/1	4	2	2	0.0	0.0	0	0	0	0	0	0	0	0
Sea 12/21	W	1/1	1	0	1	0.0	0.0	0	0	0	0	0	0	0	0
at Min 12/26	W	1/1	2	2	0	0.0	0.0	0	0	0	0	0	0	0	0
at Bal 1/2	W	1/1	6	4	2	1.0	11.0	0	0	0	0	0	0	0	0
SF 1/9/22	L	1/1	6	2	4	1.0	14.0	0	0	0	0	0	0	0	0
Totals	12-5	17/14	67	33	34	2.0	25.0	0	0	0	0	0	0	0	1

2021 Postseason

Game	W/L	P/S	T	S	A	Sk	Yds	Int	Yds	Lg	TD	PD	FF	FR	Yds
Ari 1/17/22 *	W	1/1	7	3	4	0.0	0.0	0	0	0	0	0	0	0	0
at TB 1/23/22 ^	W	1/1	3	1	2	0.0	0.0	0	0	0	0	0	0	0	0
SF 1/30/22 ~	W	1/1	6	3	3	0.0	0.0	0	0	0	0	0	0	0	0
Cin 2/13/22 +	W	1/1	6	5	1	1.0	2.0	0	0	0	0	0	0	0	0
Totals	4-0	1/0	22	12	10	1.0	2.0	0	0	0	0	0	0	0	0

* Denotes NFC Wild Card Game, ^ Denotes NFC Divisional Round, ~ Denotes NFC Championship, + Denotes Super Bowl



A'Shawn Robinson, Game-By-Game



2020 Los Angeles Rams

Game	W/L	P/S	T	S	A	Sk	Yds	Int	Yds	Lg	TD	PD	FF	FR	Yds
Dal 9/13															
at Phi 9/20															
at Buf 9/27															
NYG 10/4															
at Was 10/11															
at SF 10/18															
Chi 10/26															
at Mia 11/1															
Sea 11/15	W	1/0	2	2	0	0.0	0.0	0	0	0	0	0	0	0	0
at TB 11/23	W	1/0	1	0	1	0.0	0.0	0	0	0	0	0	0	0	0
SF 11/29	L	1/0	1	0	1	0.0	0.0	0	0	0	0	0	0	0	0
at Ari 12/6	W	1/0	1	1	0	0.0	0.0	0	0	0	0	1	0	0	0
NE 12/10	W	1/0	1	0	1	0.0	0.0	0	0	0	0	0	0	0	0
NYJ 12/19	L	1/0	3	2	1	0.0	0.0	0	0	0	0	0	0	0	0
at Sea 12/27	L	1/0	2	0	2	0.0	0.0	0	0	0	0	0	0	0	0
Ari 1/3/21	W	1/0	1	1	0	0.0	0.0	0	0	0	0	0	0	0	0
Totals	10-6	8/0	12	6	6	0.0	0.0	0	0	0	0	1	0	0	0

2020 Postseason

Game	W/L	P/S	T	S	A	Sk	Yds	Int	Yds	Lg	TD	PD	FF	FR	Yds
at Sea 1/9/21 * W	1/0	4	3	1	0.0	0.0	0	0	0	0	0	0	0	0	0
at GB 1/16/21 ^ L	1/0	2	1	1	0.0	0.0	0	0	0	0	0	0	1	0	0
Totals	1-1	2/0	6	4	2	0.0	0.0	0	0	0	0	0	1	0	0

* Denotes NFC Wild Card Game, ^ Denotes NFC Divisional Game

2019 Detroit Lions

Game	W/L	P/S	T	S	A	Sk	Yds	Int	Yds	Lg	TD	PD	FF	FR	Yds
at Ari 9/8	T	1/1	3	3	0	0.0	0.0	0	0	0	0	0	0	0	0
LAC 9/15	W	1/0	4	3	1	0.5	3.0	0	0	0	0	0	0	0	0
at Phi 9/22	W	1/1	3	0	2	0.0	0.0	0	0	0	0	0	0	1	0
KC 9/29	L	1/0	2	2	0	0.0	0.0	0	0	0	0	1	0	1	3
at GB 10/14	L	1/1	7	5	2	0.0	0.0	0	0	0	0	0	1	0	0
Min 10/20	L	1/1	2	2	0	0.0	0.0	0	0	0	0	0	0	0	0
NYG 10/27	W	1/1	0	0	0	0.0	0.0	0	0	0	0	0	0	0	0
at Oak 11/3	L	1/0	1	0	0	0.0	0.0	0	0	0	0	0	0	0	0
at Chi 11/10	L	1/1	2	2	0	0.0	0.0	0	0	0	0	1	0	0	0
Dal 11/17	L	1/1	2	1	1	0.0	0.0	0	0	0	0	0	0	0	0
at Was 11/24	L	1/1	4	3	0	1.0	3.0	0	0	0	0	1	0	0	0
Chi 11/28	L	1/0	3	2	1	0.0	0.0	0	0	0	0	0	0	0	0
at Min 12/8	L	1/1	7	5	1	0.0	0.0	0	0	0	0	0	0	0	0
TB 12/15	L	0/0	0	0	0	0.0	0.0	0	0	0	0	0	0	0	0
at Den 12/22	L	0/0	0	0	0	0.0	0.0	0	0	0	0	0	0	0	0
GB 12/29	L	0/0	0	0	0	0.0	0.0	0	0	0	0	0	0	0	0
Totals	3-12-1	13/9	40	28	8	1.5	6.0	0	0	0	0	3	1	2	3

2018 Detroit Lions

Game	W/L	P/S	T	S	A	Sk	Yds	Int	Yds	Lg	TD	PD	FF	FR	Yds
NYJ 9/10	L	0/0	0	0	0	0.0	0.0	0	0	0	0	0	0	0	0
at SF 9/16	L	1/0	4	2	2	0.0	0.0	0	0	0	0	0	0	0	0
NE 9/23	W	1/1	3	3	0	0.0	0.0	0	0	0	0	0	0	0	0
at Dal 9/30	L	1/1	8	5	3	0.0	0.0	0	0	0	0	0	0	0	0
GB 10/7	W	1/0	1	1	0	0.0	0.0	0	0	0	0	0	0	0	0
at Mia 10/21	W	1/0	4	3	1	0.0	0.0	0	0	0	0	0	0	0	0
Sea 10/28	L	1/0	6	4	1	0.0	0.0	0	0	0	0	0	0	0	0
Min 11/4	L	1/0	3	1	0	0.0	0.0	0	0	0	0	0	0	1	0
at Chi 11/11	L	1/1	1	1	0	0.0	0.0	0	0	0	0	0	0	0	0
Car 11/18	W	0/0	0	0	0	0.0	0.0	0	0	0	0	0	0	0	0
Chi 11/22	L	1/0	1	0	1	0.0	0.0	0	0	0	0	0	0	0	0
LAR 12/2	L	1/1	5	3	2	0.0	0.0	0	0	0	0	0	0	0	0
at Ari 12/9	W	1/1	8	4	4	1.0	8.0	0	0	0	0	0	0	0	0
at Buf 12/16	L	1/1	4	2	1	0.0	0.0	0	0	0	0	0	1	0	0
Min 12/23	L	1/1	1	1	0	0.0	0.0	0	0	0	0	0	0	0	0
at GB 12/30	W	0/0	0	0	0	0.0	0.0	0	0	0	0	0	0	0	0
Totals	6-10	13/7	49	30	15	1.0	8.0	0	0	0	0	0	1	1	0

2017 Detroit Lions

Game	W/L	P/S	T	S	A	Sk	Yds	Int	Yds	Lg	TD	PD	FF	FR	Yds
Ari 9/10	W	1/1	3	3	0	0.0	0.0	0	0	0	0	0	0	1	0
at NYG 9/18	W	1/1	2	1	1	0.0	0.0	0	0	0	0	0	0	0	0
Atl 9/24	L	1/1	3	2	1	0.0	0.0	0	0	0	0	0	0	1	0
at Min 10/1	W	1/1	2	1	1	0.0	0.0	0	0	0	0	0	0	0	0
Car 10/8	L	1/1	0	0	0	0.0	0.0	0	0	0	0	0	0	0	0
at NO 10/15	L	1/1	7	4	3	0.0	0.0	1	2	2	1	2	0	0	0
Pit 10/29	L	1/1	4	2	2	0.0	0.0	0	0	0	0	0	1	0	0
at GB 11/6	W	1/1	3	2	1	0.0	0.0	0	0	0	0	0	0	0	0
Cle 11/12	W	1/1	4	2	2	0.0	0.0	0	0	0	0	0	0	0	0
Chi 11/19	W	1/1	1	1	0	0.0	0.0	0	0	0	0	0	0	0	0
Min 11/23	L	1/1	6	5	1	0.0	0.0	0	0	0	0	0	0	0	0
at Bal 12/3	L	1/1	3	3	0	0.0	0.0	0	0	0	0	0	0	0	0
at TB 12/10	W	1/1	1	0	0	0.0	0.0	0	0	0	0	0	0	0	0
Chi 12/16	W	1/1	1	1	0	0.0	0.0	0	0	0	0	0	0	1	0
at Cin 12/24	L	1/1	7	1	6	0.0	0.0	0	0	0	0	0	0	0	0
GB 12/31	W	1/1	6	3	3	0.5	4.5	0	0	0	0	0	1	0	0
Totals	9-7	16/6	53	31	21	0.5	4.5	1	2	2	1	6	1	0	0

2016 Detroit Lions

Game	W/L	P/S	T	S	A	Sk	Yds	Int	Yds	Lg	TD	PD	FF	FR	Yds
at Ind 9/11	W	1/0	0	0	0	0.0	0.0	0	0	0	0	0	0	1	0
Ten 9/18	L	1/0	1	1	0	0.0	0.0	0	0	0	0	0	0	1	0
at GB 9/25	L	1/0	2	2	0	0.0	0.0	0	0	0	0	0	0	0	0
at Chi 10/2	L	1/0	1	1	0	0.0	0.0	0	0	0	0	0	0	0	0
Phi 10/9	W	1/0	2	2	0	1.0	0.0	0	0	0	0	0	0	0	0
LAR 10/16	W	1/0	1	1	0	0.0	0.0	0	0	0	0	0	0	1	0
Was 10/23	W	1/0	2	0	2	0.0	0.0	0	0	0	0	0	0	0	0
at Hou 10/30	L	1/0	4	1	3	1.0	5.0	0	0	0	0	0	0	0	0
at Min 11/6	W	1/0	1	1	0	0.0	0.0	0	0	0	0	0	0	1	0
Jax 11/20	W	1/0	2	2	0	0.0	0.0	0	0	0	0	0	0	0	0
Min 11/24	W	1/1	1	1	0	0.0	0.0	0	0	0	0	0	0	1	0
at NO 12/4	W	1/0	2	2	0	0.0	0.0	0	0	0	0	0	0	1	0
Chi 12/11	W	1/1	2	2	0	0.0	0.0	0	0	0	0	0	0	0	0
at NYG 12/18	L	1/1	1	1	0	0.0	0.0	0	0	0	0	0	0	1	0
at Dal 12/26	L	1/1	4	2	2	0.0	0.0	0	0	0	0	0	0	0	0
GB 1/1/17	L	1/1	4	3	1	0.0	0.0	0	0	0	0	0	0	0	0
Totals	9-7	16/5	30	22	8	2.0	5.0	0	0	0	0	7	0	0	0

31 Robert Rochell

Defensive Back • Central Arkansas • Shreveport, La.

Ht./Wt.: 6-2/195

NFL Exp.: 2 (2nd Rams)

GP/GS, (Playoffs): 26/5, (0/0)

Birth Date: 4/26/1998

Acquired: D4B-'21 (No. 130 Overall)



Robert Rochell, NFL Statistics



Regular Season

Year	Team	G/S	Tackles			Sacks	Yards	Interceptions				Fumbles			
			Total	Solo	Asst.			Int.	Yards	Long	TD	PD	FF	FR	Yards
2021	Los Angeles Rams	11/5	14	11	3	0.0	0.0	1	1	1	0	4	0	0	0
2022	Los Angeles Rams	15/0	1	1	0	0.0	0.0	0	0	0	0	0	0	0	0
Totals		26/5	15	12	3	0.0	0.0	1	1	1	0	4	0	0	0

Additional Career Statistics: Special Teams: One fumble recovery against the Green Bay Packers in Lambeau Field.



Robert Rochell, Game-By-Game



2022 Los Angeles Rams

Game	W/L	P/S	T	S	A	Sk	Yds	Int	Yds	Lg	TD	PD	FF	FR	Yds
Buf 9/8	L	1/0	0	0	0	0.0	0.0	0	0	0	0	0	0	0	0
Atl 9/18	W	1/0	0	0	0	0.0	0.0	0	0	0	0	0	0	0	0
at Ari 9/25	W	1/0	0	0	0	0.0	0.0	0	0	0	0	0	0	0	0
at SF 10/3	L	1/0	0	0	0	0.0	0.0	0	0	0	0	0	0	0	0
Dal 10/9	L	1/0	1	1	0	0.0	0.0	0	0	0	0	0	0	0	0
Car 10/16	W	1/0	0	0	0	0.0	0.0	0	0	0	0	0	0	0	0
SF 10/30	L	1/0	0	0	0	0.0	0.0	0	0	0	0	0	0	0	0
at TB 11/6	L	1/0	0	0	0	0.0	0.0	0	0	0	0	0	0	0	0
Ari 11/13	L	1/0	0	0	0	0.0	0.0	0	0	0	0	0	0	0	0
at NO 11/20	L	1/0	0	0	0	0.0	0.0	0	0	0	0	0	0	0	0
at KC 11/27	L	1/0	0	0	0	0.0	0.0	0	0	0	0	0	0	0	0
Sea 12/4	L	1/0	0	0	0	0.0	0.0	0	0	0	0	0	0	0	0
LV 12/8	W	1/0	0	0	0	0.0	0.0	0	0	0	0	0	0	0	0
at GB 12/19	L	1/0	0	0	0	0.0	0.0	0	0	0	0	0	0	0	0
Den 12/25	W	1/0	0	0	0	0.0	0.0	0	0	0	0	0	0	0	0
at Lac 1/1/23															
at Sea TBD															
Totals	5-10	15/0	1	1	0	0.0	0.0	0	0	0	0	0	0	0	0

2021 Los Angeles Rams Game-By-Game

Game	W/L	P/S	T	S	A	Sk	Yds	Int	Yds	Lg	TD	PD	FF	FR
Chi 9/12	W	1/0	1	1	0	0.0	0.0	0	0	0	0	0	1	0
at Ind 9/19	W	1/0	2	1	1	0.0	0.0	0	0	0	0	0	0	0
TB 9/26	W													
Ari 10/3	L	1/0	1	1	0	0.0	0.0	0	0	0	0	0	0	0
at Sea 10/7	W	1/1	2	2	0	0.0	0.0	0	0	0	0	0	1	0
at NYG 10/17	W	1/1	5	4	1	0.0	0.0	1	1	1	0	1	0	0
Det 10/24	W	1/1	1	0	1	0.0	0.0	0	0	0	0	0	1	0
at Hou 10/31	W	1/0	0	0	0	0.0	0.0	0	0	0	0	0	0	0
Ten 11/7	L	1/1	2	2	0	0.0	0.0	0	0	0	0	0	0	0
at SF 11/15	L	1/1	0	0	0	0.0	0.0	0	0	0	0	0	0	0
at GB 11/28	L	1/0	0	0	0	0.0	0.0	0	0	0	0	0	0	0
Jax 12/5	W	1/0	0	0	0	0.0	0.0	0	0	0	0	0	0	0
at Ari 12/13	W													
Sea 12/21	W													
at Min 12/26	W													
at Bal 1/2	W													
SF 1/9/22	L													
Totals	12-5	11/5	14	11	3	0.0	0.0	1	1	1	0	4	0	0

2021 Postseason

Game	W/L	P/S	T	S	A	Sk	Yds	Int	Yds	Lg	TD	PD	FF	FR
Ari 1/17/22 *	W													
at TB 1/23/22 ^	W													
SF 1/30/22 ~	W													
Cin 2/13/22 +	W													
Totals	4-0	0/0	0	0	0	0.0	0.0	0	0	0	0	0	0	0

* Denotes NFC Wild Card Game, ^ Denotes NFC Divisional Round,

~ Denotes NFC Championship, + Denotes Super Bowl



56 Christian Rozeboom



Linebacker • South Dakota State • Sioux Center, IA.

Ht./Wt.: 6-2/230
 NFL Exp.: 2 (2nd Rams)
 GP/GS, (Playoffs): 17/0, (4/0)
 Birth Date: 1/30/1997
 Acquired: FA-'21



Christian Rozeboom, NFL Statistics



Regular Season

Year	Team	GP/GS	Tackles			Sacks	Yards	Int.	Interceptions			PD	Fumbles		Yards
			Total	Solo	Asst.				Yards	Long	TD		FF	FR	
2021	Kansas City Chiefs	1/0	0	0	0	0	0	0	0	0	0	0	0	0	0
2021	Los Angeles Rams	1/0	0	0	0	0	0	0	0	0	0	0	0	0	0
2022	Los Angeles Rams	15/0	1	1	0	0	0	0	0	0	0	0	0	0	0
Totals		17/0	1	1	0	0	0	0	0	0	0	0	0	0	0

Postseason

Year	Team	GP/GS	Tackles			Sacks	Yards	Int.	Interceptions			PD	Fumbles		Yards
			Total	Solo	Asst.				Yards	Long	TD		FF	FR	
2021	Los Angeles Rams	4/0	0	0	0	0	0	0	0	0	0	0	0	0	0
Totals		4/0	0	0	0	0	0	0	0	0	0	0	0	0	0



Christian Rozeboom, Game-By-Game



2022 Los Angeles Rams

Game	W/L	P/S	T	S	A	Sk	Yds	Int	Yds	Lg	TD	PD	FF	FR	Yds
Buf 9/8	L	1/0	0	0	0	0	0	0	0	0	0	0	0	0	0
Atl 9/18	W	1/0	0	0	0	0	0	0	0	0	0	0	0	0	0
at Ari 9/25	W	1/0	0	0	0	0	0	0	0	0	0	0	0	0	0
at SF 10/3	L	1/0	0	0	0	0	0	0	0	0	0	0	0	0	0
Dal 10/9	L	1/0	0	0	0	0	0	0	0	0	0	0	0	0	0
Car 10/16	W	1/0	0	0	0	0	0	0	0	0	0	0	0	0	0
SF 10/30	L	1/0	0	0	0	0	0	0	0	0	0	0	0	0	0
at TB 11/6	L	1/0	0	0	0	0	0	0	0	0	0	0	0	0	0
Ari 11/13	L	1/0	0	0	0	0	0	0	0	0	0	0	0	0	0
at NO 11/20	L	1/0	0	0	0	0	0	0	0	0	0	0	0	0	0
at KC 11/27	L	1/0	0	0	0	0	0	0	0	0	0	0	0	0	0
Sea 12/4	L	1/0	0	0	0	0	0	0	0	0	0	0	0	0	0
LV 12/8	W	1/0	0	0	0	0	0	0	0	0	0	0	0	0	0
at GB 12/19	L	1/0	0	0	0	0	0	0	0	0	0	0	0	0	0
Den 12/25	W	1/0	1	1	0	0	0	0	0	0	0	0	0	0	0
at Lac 1/1/23															
at Sea TBD															
Totals		5-10	15/0	1	1	0	0	0	0	0	0	0	0	0	0

2021 Los Angeles Rams

Game	W/L	P/S	T	S	A	Sk	Yds	Int	Yds	Lg	TD	PD	FF	FR	Yds
Chi 9/12	W														Did Not Play
at Ind 9/29	W														Not On Roster
TB 9/26	W														Not On Roster
Ari 10/3	L														Not On Roster
at Sea 10/7	W														Not On Roster
at NYG 10/17	W														Not On Roster
Det 10/24	W														Not On Roster
at Hou 10/31	W														Not On Roster
Ten 11/7	L														Not On Roster
at SF 11/15	L														Not On Roster
at GB 11/28	L	1/0	0	0	0	0.0	0.0	0	0	0	0	0	0	0	0
Jax 12/5	W														Not On Roster
at Ari 12/13	W														Not On Roster
Sea 12/21	W														Not On Roster
at Min 12/26	W														Not On Roster
at Bal 1/2	W														Not On Roster
SF 1/9/22	L														Not On Roster
Totals		12-5	1/0	0	0	0	0	0	0	0	0	0	0	0	0

2021 Postseason

Game	W/L	P/S	T	S	A	Sk	Yds	Int	Yds	Lg	TD	PD	FF	FR	Yds
Ari 1/17/22 *	W	1/0	0	0	0	0.0	0	0	0	0	0	0	0	0	0
at TB 1/23/22 ^	W	1/0	0	0	0	0.0	0	0	0	0	0	0	0	0	0
SF 1/30/22 ~	W	1/0	0	0	0	0.0	0	0	0	0	0	0	0	0	0
Cin 2/13/22 +	W	1/0	0	0	0	0.0	0	0	0	0	0	0	0	0	0
Totals		4-0	4/0	0	0	0	0	0	0	0	0	0	0	0	0

* Denotes NFC Wild Card Game, ^ Denotes NFC Divisional Round,



33 Nick Scott



Safety • Penn State • Fairfax, Va.

Ht./Wt.: 5-11/201
 NFL Exp.: 4 (4th Rams)
 GP/GS, (Playoffs): 63/16, (6/5)
 Birth Date: 5/17/1995
 Acquired: D7A-'19 (No. 243 Overall)



Nick Scott, NFL Statistics



Year	Team	Tackles		Interceptions					Fumbles						
		G/S	Total	Solo	Asst.	Sacks	Yards	Int.	Yards	Long	TD	PD	FF	FR	Yards
2019	Los Angeles Rams	16/0	2	1	1	0.0	0.0	0	0	0	0	0	0	0	0
2020	Los Angeles Rams	15/0	15	10	5	0.0	0.0	0	0	0	0	0	0	0	0
2021	Los Angeles Rams	17/1	41	24	17	0.0	0.0	2	3	3	0	4	0	0	0
2022	Los Angeles Rams	15/15	78	51	27	0.0	0.0	2	0	0	0	5	2	0	0
Totals		63/16	135	86	49	0.0	0.0	4	3	3	0	9	2	0	0

Year	Team	Tackles		Interceptions					Fumbles						
		G/S	Total	Solo	Asst.	Sacks	Yards	Int.	Yards	Long	TD	PD	FF	FR	Yards
2020	Los Angeles Rams	2/1	4	1	3	0.0	0.0	0	0	0	0	1	0	0	0
2021	Los Angeles Rams	4/4	14	11	3	0.0	0.0	1	0	0	0	3	0	0	0
Totals		6/5	18	12	6	0.0	0.0	1	0	0	0	4	0	0	0

Additional Career Statistics: Special teams tackles: Played 351 snaps on special teams during the 2021 season and tallied six special teams tackles (four solo) During the 2020 season, he played 327 special teams snaps and notched two stops (one solo). He had six special teams stops in 2019 and caught a 23-yard pass on a fake punt play.



Nick Scott, Game-By-Game



Game	W/L	P/S	T	S	A	Sk	Yds	Int	Yds	Lg	TD	PD	FF	FR	Yds
Buf 9/8	L	1/1	7	3	4	0.0	0.0	0	0	0	1	1	0	0	0
Atl 9/18	W	1/1	3	2	1	0.0	0.0	0	0	0	0	0	0	0	0
at Ari 9/25	W	1/1	7	6	1	0.0	0.0	0	0	0	0	0	0	0	0
at SF 10/3	L	1/1	4	4	0	0.0	0.0	0	0	0	0	0	0	0	0
Dal 10/9	L	1/1	1	0	1	0.0	0.0	0	0	0	0	0	0	0	0
Car 10/16	W	1/1	2	1	1	0.0	0.0	1	1	0	0	1	0	0	0
SF 10/30	L	1/1	7	2	5	0.0	0.0	0	0	0	0	1	0	0	0
at TB 11/6	L	1/1	4	3	1	0.0	0.0	0	0	0	0	0	0	0	0
Ari 11/13	L	1/1	9	8	1	0.0	0.0	0	0	0	0	0	1	0	0
at NO 11/20	L	1/1	5	2	3	0.0	0.0	0	0	0	0	0	0	0	0
at KC 11/27	L	1/1	6	4	2	0.0	0.0	1	0	0	0	1	0	0	0
Sea 12/4	L	1/1	8	5	3	0.0	0.0	0	0	0	0	1	0	0	0
LV 12/8	W	1/1	4	4	0	0.0	0.0	0	0	0	0	0	0	0	0
at GB 12/19	L	1/1	8	7	1	0.0	0.0	0	0	0	0	0	0	0	0
Den 12/25	W	1/1	2	0	2	0.0	0.0	0	0	0	0	0	0	0	0
at Lac 1/1/23															
at Sea TBD															
Totals	5-10	15/15	78	51	27	0.0	0.0	2	0	0	0	5	2	0	0

Game	W/L	P/S	T	S	A	Sk	Yds	Int	Yds	Lg	TD	PD	FF	FR	Yds
Chi 9/12	W	1/0	0	0	0	0.0	0.0	0	0	0	0	0	0	0	0
at Ind 9/19	W	1/0	1	1	0	0.0	0.0	0	0	0	0	0	0	0	0
TB 9/26	W	1/0	2	1	1	0.0	0.0	0	0	0	0	0	0	0	0
Ari 10/3	L	1/0	0	0	0	0.0	0.0	0	0	0	0	0	0	0	0
at Sea 10/7	W	1/0	4	3	1	0.0	0.0	1	3	3	0	3	0	1	0
at NYG 10/17	W	1/0	2	0	2	0.0	0.0	0	0	0	0	0	0	1	0
Det 10/24	W	1/0	3	2	1	0.0	0.0	1	0	0	0	0	0	1	0
at Hou 10/31	W	1/0	1	0	1	0.0	0.0	0	0	0	0	0	0	0	0
Ten 11/7	L	1/0	0	0	0	0.0	0.0	0	0	0	0	0	0	0	0
at SF 11/15	L	1/0	2	1	1	0.0	0.0	0	0	0	0	0	0	0	0
at GB 11/28	L	1/0	4	3	1	0.0	0.0	0	0	0	0	0	0	1	0
Jax 12/5	W	1/0	3	2	1	0.0	0.0	0	0	0	0	0	0	0	0
at Ari 12/13	W	1/0	4	3	1	0.0	0.0	0	0	0	0	0	0	0	0
Sea 12/21	W	1/1	4	2	2	0.0	0.0	0	0	0	0	0	0	0	0
at Min 12/26	W	1/0	3	1	2	0.0	0.0	0	0	0	0	0	0	0	0
at Bal 1/2	W	1/0	3	2	1	0.0	0.0	0	0	0	0	0	0	0	0
SF 1/9/22	L	1/0	5	3	2	0.0	0.0	0	0	0	0	0	0	0	0
Totals	12-5	11/5	41	24	17	0.0	0.0	1	3	3	0	4	0	4	0

Game	W/L	P/S	T	S	A	Sk	Yds	Int	Yds	Lg	TD	PD	FF	FR	Yds
Ari 1/17/22 *	W	1/1	1	1	0	0.0	0.0	0	0	0	0	0	1	0	0
at TB 1/23/22 ^	W	1/1	5	3	2	0.0	0.0	1	0	0	0	0	2	0	0
SF 1/30/22 ~	W	1/1	6	5	1	0.0	0.0	0	0	0	0	0	0	0	0
Cin 2/13/22 +	W	1/1	2	2	0	0.0	0.0	0	0	0	0	0	0	0	0
Totals	4-0	4/4	14	11	3	0.0	0.0	1	0	0	0	3	0	0	0

* Denotes NFC Wild Card Game, ^ Denotes NFC Divisional Round, ~ Denotes NFC Championship, + Denotes Super Bowl



Nick Scott, Game-By-Game



2020 Los Angeles Rams

Game	W/L	P/S	T	S	A	Sk	Yds	Int	Yds	Lg	TD	PD	FF	FR	Yds
Dal 9/13	W	1/0	0	0	0	0.0	0.0	0	0	0	0	0	0	0	0
at Phi 9/20	W	1/0	0	0	0	0.0	0.0	0	0	0	0	0	0	0	0
at Buf 9/27	L	1/0	0	0	0	0.0	0.0	0	0	0	0	0	0	0	0
NYG 10/4	W	1/0	0	0	0	0.0	0.0	0	0	0	0	0	0	0	0
at Was 10/11	W	1/0	0	0	0	0.0	0.0	0	0	0	0	0	0	0	0
at SF 10/18	L	1/0	0	0	0	0.0	0.0	0	0	0	0	0	0	0	0
Chi 10/26	W	1/0	1	1	0	0.0	0.0	0	0	0	0	0	0	0	0
at Mia 11/1	L	1/0	1	1	0	0.0	0.0	0	0	0	0	0	0	0	0
Sea 11/15	W	1/0	2	2	0	0.0	0.0	0	0	0	0	0	0	0	0
at TB 11/23	W	1/0	3	2	1	0.0	0.0	0	0	0	0	0	0	0	0
SF 11/29	L	1/0	5	2	3	0.0	0.0	0	0	0	0	0	0	0	0
at Ari 12/6	W	1/0	1	1	0	0.0	0.0	0	0	0	0	0	0	0	0
NE 12/10	W	1/0	0	0	0	0.0	0.0	0	0	0	0	0	0	0	0
NYJ 12/19	L	0/0													
at Sea 12/27	L	1/0	1	1	0	0.0	0.0	0	0	0	0	0	0	0	0
Ari 1/3/21	W	1/0	1	0	1	0.0	0.0	0	0	0	0	0	0	0	0
Totals	10-6	15/0	15	10	5	0.0	0.0	0	0	0	0	0	0	0	0

2019 Los Angeles Rams

Game	W/L	P/S	T	S	A	Sk	Yds	Int	Yds	Lg	TD	PD	FF	FR	Yds
at Car 9/8	W	1/0	0	0	0	0.0	0.0	0	0	0	0	0	0	0	0
NO 9/15	W	1/0	0	0	0	0.0	0.0	0	0	0	0	0	0	0	0
at Cle 9/22	W	1/0	0	0	0	0.0	0.0	0	0	0	0	0	0	0	0
TB 9/29	L	1/0	0	0	0	0.0	0.0	0	0	0	0	0	0	0	0
at Sea 10/3	L	1/0	0	0	0	0.0	0.0	0	0	0	0	0	0	0	0
SF 10/13	L	1/0	0	0	0	0.0	0.0	0	0	0	0	0	0	0	0
at Atl 10/20	W	1/0	0	0	0	0.0	0.0	0	0	0	0	0	0	0	0
Cin 10/27	W	1/0	0	0	0	0.0	0.0	0	0	0	0	0	0	0	0
at Pit 11/10	L	1/0	0	0	0	0.0	0.0	0	0	0	0	0	0	0	0
Chi 11/17	W	1/0	0	0	0	0.0	0.0	0	0	0	0	0	0	0	0
Bal 11/25	L	1/0	0	0	0	0.0	0.0	0	0	0	0	0	0	0	0
at Ari 12/1	W	1/0	2	1	1	0.0	0.0	0	0	0	0	0	0	0	0
Sea 12/8	W	1/0	0	0	0	0.0	0.0	0	0	0	0	0	0	0	0
at Dal 12/15	L	1/0	0	0	0	0.0	0.0	0	0	0	0	0	0	0	0
at SF 12/21	L	1/0	0	0	0	0.0	0.0	0	0	0	0	0	0	0	0
Ari 12/29	W	1/0	0	0	0	0.0	0.0	0	0	0	0	0	0	0	0
Totals	9-7	16/0	2	1	1	0.0	0.0	0	0	0	0	0	0	0	0

2020 Postseason

Game	W/L	P/S	T	S	A	Sk	Yds	Int	Yds	Lg	TD	PD	FF	FR	Yds
Sea 1/9/21 *	W	1/0	0	0	0	0.0	0.0	0	0	0	0	1	0	0	0
Totals	1-0	1/0	0	0	0	0.0	0.0	0	0	0	0	1	0	0	0

* Denotes NFC Wild Card Game



65 Coleman Shelton



Offensive Line • Washington • Pasadena, Calif.

Ht./Wt.: 6-4/299

NFL Exp.: 4 (4th Rams)

GP/GS, (Playoffs): 54/13, (6/0)

Birth Date: 7/28/1995

Acquired: FA-'18

Shelton's Career Games/Starts:

Year	Teams	GP/GS
2022	Los Angeles Rams	11/11
2021	Los Angeles Rams	17/2
2020	Los Angeles Rams	11/0
	<i>Los Angeles Rams</i>	<i>2/0</i>
2019	Los Angeles Rams	15/0
Totals		54/13



18 Ben Skowronek



Wide Receiver • Notre Dame • Fort Wayne, Ind.

Ht./Wt.: 6-3/224
 NFL Exp.: 2 (2nd Rams)
 GP/GS, (Playoffs): 28/12, (4/0)
 Birth Date: 6/27/1997
 Acquired: D7B-'21 (No. 249 Overall)



Ben Skowronek, NFL Statistics



Regular Season

Year	Team	GP/GS	No.	Receiving				Att.	Rushing				TD
				Yards	Avg.	Long	TD		Yards	Avg.	Long	TD	
2021	Los Angeles Rams	14/1	11	133	12.1	35	0	0	0	0.0	0	0	
2022	Los Angeles Rams	14/11	39	376	9.6	32	0	1	17	17.0	17t	1	
Totals		28/12	50	509	10.2	35	0	1	17	17.0	17t	1	

Postseason

Year	Team	GP/GS	No.	Receiving				Att.	Rushing				TD
				Yards	Avg.	Long	TD		Yards	Avg.	Long	TD	
2021	Los Angeles Rams	4/0	2	12	6.0	7	0	0	0	0.0	0	0	
Totals		4/0	2	12	6.0	7	0	0	0	0.0	0	0	

Special Teams: Tallied eight special teams stops (five solo) during the 2021 season.



Ben Skowronek, Game-By-Game



2022 Los Angeles Rams

Game	W/L	P/S	Receiving				TD	Att.	Rushing				TD
			No.	Yards	Avg.	Long			Yards	Avg.	Long	TD	
Buf 9/8	L	1/1	4	25	6.3	12	0	0	0	0	0	0	
Atl 9/18	W	1/1	2	16	8.0	8	0	0	0	0	0	0	
at Ari 9/25	W	1/1	4	66	16.5	32	0	0	0	0	0	0	
at SF 10/3	L	1/1	2	33	16.5	17	0	0	0	0	0	0	
Dal 10/9	L	1/1	6	41	6.8	12	0	0	0	0	0	0	
Car 10/16	W	1/0	5	40	8.0	19	0	1	17	17	17t	1	
SF 10/30	L	1/0	1	10	10.0	10	0	0	0	0	0	0	
at TB 11/6	L	1/0	1	0	0.0	0	0	0	0	0	0	0	
Ari 11/13	L	1/1	2	14	7.0	8	0	0	0	0	0	0	
at NO 11/20	L	1/1	1	4	4.0	4	0	0	0	0	0	0	
at KC 11/27	L	1/1	2	5	2.5	5	0	0	0	0	0	0	
Sea 12/4	L	1/1	2	30	15.0	22	0	0	0	0	0	0	
LV 12/8	W	1/1	7	89	12.7	32	0	0	0	0	0	0	
at GB 12/19	L	1/1	1	3	3.0	3	0	0	0	0	0	0	
Den 12/25	W					Inactive							
at Lac 1/1/23													
at Sea TBD													
Totals		5-10	14/11	39	376	9.6	32	0	1	17	17	17t	1

2021 Los Angeles Rams

Game	W/L	P/S	Receiving				TD	Att.	Rushing				TD
			No.	Yards	Avg.	Long			Yards	Avg.	Long	TD	
Chi 9/12	W												
at Ind 9/19	W												
TB 9/26	W	1/0	0	0	0.0	0	0	0	0	0.0	0	0	0
Ari 10/3	L	1/0	0	0	0.0	0	0	0	0	0.0	0	0	0
at Sea 10/7	W	1/0	0	0	0.0	0	0	0	0	0.0	0	0	0
at NYG 10/17	W	1/0	0	0	0.0	0	0	0	0	0.0	0	0	0
Det 10/24	W	1/0	0	0	0.0	0	0	0	0	0.0	0	0	0
at Hou 10/31	W	1/0	3	30	10.0	20	0	0	0	0.0	0	0	0
Ten 11/7	L	1/0	0	0	0.0	0	0	0	0	0.0	0	0	0
at SF 11/15	L	1/0	1	8	8.0	8	0	0	0	0.0	0	0	0
at GB 11/28	L												
Jax 12/5	W	1/1	1	35	35.0	35	0	0	0	0.0	0	0	0
at Ari 12/13	W	1/0	0	0	0.0	0	0	0	0	0.0	0	0	0
Sea 12/21	W	1/0	4	42	10.5	14	0	0	0	0.0	0	0	0
at Min 12/26	W	1/0	0	0	0.0	0	0	0	0	0.0	0	0	0
at Bal	W	1/0	2	18	9.0	15	0	0	0	0.0	0	0	0
SF 1/9/22	L	1/0	0	0	0.0	0	0	0	0	0.0	0	0	0
Totals		12-5	14/1	11	133	12.1	35	0	0	0	0.0	0	0

2021 Postseason

Game	W/L	P/S	Receiving				TD	Att.	Rushing				TD
			No.	Yards	Avg.	Long			Yards	Avg.	Long	TD	
Ari 1/17/22 *	W	1/0	0	0	0.0	0	0	0	0	0.0	0	0	0
at TB 1/23/22 ^	W	1/0	0	0	0.0	0	0	0	0	0.0	0	0	0
SF 1/30/22 ~	W	1/0	0	0	0.0	0	0	0	0	0.0	0	0	0
Cin 2/13/22 +	W	1/0	2	12	6.0	7	0	0	0	0.0	0	0	0
Totals		4-0	4/0	2	12	6.0	7	0	0	0	0.0	0	0

* Denotes NFC Wild Card Game, ^ Denotes NFC Divisional Round, ~ Denotes NFC Championship, + Denotes Super Bowl



64 Matt Skura



Center • Duke • Pittsburgh, Pa.

Ht./Wt.: **6-3/313**
NFL Exp.: **5 (1st Rams)**
GP/GS, (Playoffs): **75/71, (3/1)**
Birth Date: **2/17/1993**
Acquired: **FA-'22**

Skura's Career Games/Starts:

Year	Teams	GP/GS
2022	Los Angeles Rams	7/6
2021	New York Giants	14/14
2020	Baltimore Ravens	15/12
2019	Baltimore Ravens	11/11
2018	Baltimore Ravens	16/16
2017	Baltimore Ravens	12/12
	<i>Postseason</i>	<i>3/1</i>
Totals		75/71
Postseason		3/1



9 Matthew Stafford



Quarterback • Georgia • Highland Park, Texas

Ht./Wt.: **6-3/220**
 NFL Exp.: **14 (2nd Rams)**
 GP/GS, (Playoffs): **191/191, (7/7)**
 Birth Date: **2/7/1988**
 Acquired: **T(DET)-'21**



Matthew Stafford, NFL Statistics



Regular Season Passing

Year	Team	G/S	Att.	Comp.	Pct.	Yards	Yds/Att.	TD	Int.	Long	Sack-Yards	Rating
2009	Detroit Lions	10/10	377	201	53.3	2,267	6.0	13	20	75	24-169	61.0
2010	Detroit Lions	3/3	96	57	59.4	535	5.6	6	1	36	4-36	91.3
2011	Detroit Lions	16/16	663	421	63.5	5,038	7.6	41	16	73	36-257	97.2
2012	Detroit Lions	16/16	727	435	59.8	4,967	6.8	20	17	57	29-212	79.8
2013	Detroit Lions	16/16	634	371	58.5	4,650	7.3	29	19	87	23-168	84.2
2014	Detroit Lions	16/16	602	363	60.3	4,257	7.1	22	12	73	45-254	85.7
2015	Detroit Lions	16/16	592	398	67.2	4,262	7.2	32	13	57	44-251	97.0
2016	Detroit Lions	16/16	594	388	65.3	4,327	7.3	24	10	73	37-216	93.3
2017	Detroit Lions	16/16	565	371	65.7	4,446	7.9	29	10	71	47-287	99.3
2018	Detroit Lions	16/16	555	367	66.1	3,777	6.8	21	11	67	40-255	89.9
2019	Detroit Lions	8/8	291	187	64.3	2,499	8.6	19	5	66	18-137	106.0
2020	Detroit Lions	16/16	528	339	64.2	4,084	7.7	26	10	73	38-254	96.3
2021	Los Angeles Rams	17/17	601	404	67.7	4,886	8.1	41	17	79	30-243	102.9
2022	Los Angeles Rams	9/9	303	206	68.0	2,087	6.9	10	8	75	29-208	87.4
Totals		191/191	7,128	4,508	63.2	52,082	7.3	333	169	87	444-2,947	90.9

Rushing

Year	Team	Att.	Yards	Avg.	Long	TD
2009	Detroit Lions	20	108	5.40	21	2
2010	Detroit Lions	4	11	2.75	9	1
2011	Detroit Lions	22	78	3.55	22	0
2012	Detroit Lions	35	126	3.60	11	4
2013	Detroit Lions	37	69	1.86	14	2
2014	Detroit Lions	43	93	2.16	18	2
2015	Detroit Lions	44	159	3.61	18	1
2016	Detroit Lions	37	207	5.59	24	2
2017	Detroit Lions	29	98	3.38	15	0
2018	Detroit Lions	25	71	2.84	10	0
2019	Detroit Lions	20	66	3.30	12	0
2020	Detroit Lions	29	112	3.86	17	0
2021	Los Angeles Rams	32	43	1.34	12	0
2022	Los Angeles Rams	6	10	1.66	4	0
Totals		383	1,251	3.3	24	14

Postseason

Passing

Year	Team	G/S	Att.	Comp.	Pct.	Yards	Yds/Att.	TD	Int.	Long	Sack-Yards	Rating
2011	Detroit Lions	1/1	43	28	65.1	380	8.8	3	2	42	0-0	97.0
2014	Detroit Lions	1/1	42	28	66.7	323	7.7	1	1	51	3-16	87.7
2016	Detroit Lions	1/1	32	18	56.3	205	6.4	0	0	30	3-23	75.7
2021	Los Angeles Rams	4/4	140	98	70.0	1,188	8.5	9	3	70	7-42	108.3
Totals		7/7	257	172	66.9	2,096	8.2	13	6	70	13-81	99.0

Rushing

Year	Team	Att.	Yards	Avg.	Long	TD
2011	Detroit Lions	2	1	0.50	1	1
2014	Detroit Lions	1	9	9.00	9	0
2016	Detroit Lions	3	15	5.00	11	0
2021	Los Angeles Rams	18	42	2.33	14	2
Totals		24	67	2.79	14	3



Matthew Stafford, Game-By-Game



2022 Los Angeles Rams

Game	W/L	P/S	Att.	Comp.	Pct.	Yards	Yards/Att.	TD	Int.	Long	Sack-Yards	Rtg.
Buf 9/8	L	1/1	41	29	70.7	240	5.9	1	3	28	7-49	63.1
Atl 9/18	W	1/1	36	27	75.0	272	7.6	3	2	29	1-0	100.7
at Ari 9/25	W	1/1	25	18	72.0	249	10.0	0	0	32	1-10	103.6
at SF 10/3	L	1/1	48	32	66.7	254	5.3	0	1	18	7-54	71.0
Dal 10/9	L	1/1	42	28	66.7	308	7.3	1	1	75t	5-35	86.2
Car 10/16	W	1/1	33	26	78.8	253	7.7	1	1	22t	1-4	96.1
SF 10/30	L	1/1	33	22	66.7	187	5.7	1	0	23	2-20	91.4
at TB 11/6	L	1/1	27	13	48.1	165	6.1	1	0	69t	4-27	80.0
Ari 11/13	L					Inactive						
at NO 11/20	L	1/1	18	11	61.1	159	8.8	2	0	62t	1-9	126.9
at KC 11/27	L					Inactive						
Sea 12/4	L					Did Not Play						
LV 12/8	W					Injured Reserve						
at GB 12/19	L					Injured Reserve						
Den 12/25	W					Injured Reserve						
at Lac 1/1/23												
at Sea TBD												
Totals	5-10	9/9	303	206	68.0	2,087	6.9	10	8	75t	29-208	87.4

2021 Los Angeles Rams

Game	W/L	P/S	Att.	Comp.	Pct.	Yards	Yards/Att.	TD	Int.	Long	Sack-Yards	Rtg.
Chi 9/12	W	1/1	26	20	76.9	321	12.4	3	0	67	1-9	156.1
at Ind 9/19	W	1/1	30	19	63.3	278	9.3	2	1	44	1-8	101.1
TB 9/26	W	1/1	38	27	71.1	343	9.0	4	0	75	1-12	134.0
Ari 10/3	L	1/1	41	26	63.4	280	6.8	2	1	35	0-0	89.5
at Sea 10/7	W	1/1	37	25	67.6	365	9.9	1	1	68	1-7	97.2
at NYG 10/17	W	1/1	28	22	78.6	261	8.9	4	1	30	2-17	128.7
Det 10/24	W	1/1	41	28	68.3	334	8.2	3	0	59	1-7	117.3
at Hou 10/31	W	1/1	32	21	65.6	305	9.5	3	0	68	0-0	127.7
Ten 11/7	L	1/1	48	31	64.6	294	6.1	1	2	26	5-41	71.0
at SF 11/15	L	1/1	41	26	63.4	243	5.9	1	2	33	2-19	67.4
at GB 11/28	L	1/1	38	21	55.3	302	7.9	3	1	79	2-17	96.6
Jax 12/5	W	1/1	38	26	68.4	295	7.8	3	0	43	1-5	117.8
at Ari 12/13	W	1/1	30	23	76.7	287	9.6	3	0	52	3-20	139.2
Sea 12/21	W	1/1	29	21	72.4	244	8.4	2	1	42	4-35	106.1
at Min 12/26	W	1/1	37	21	56.8	197	5.3	1	3	37	0-0	46.8
at Bal 1/2/22	W	1/1	35	26	74.3	309	8.8	2	2	35	1-9	96.0
SF 1/9/22	L	1/1	32	21	65.6	238	7.4	3	2	46	5-37	93.0
Totals	12-5	17/17	601	404	67.7	4,886	8.1	41	17	79	30-243	102.9

2021 Postseason

Game	W/L	P/S	Att.	Comp.	Pct.	Yards	Yards/Att.	TD	Int.	Long	Sack-Yards	Rtg.
Ari 1/17/22*	W	1/1	17	13	76.5	224	11.9	2	0	41	1-7	154.5
at TB 1/23/23 ^	W	1/1	38	28	73.7	366	9.6	2	0	70	2-11	121.2
SF 1/30/22 ~	W	1/1	45	31	68.9	337	7.5	2	1	29	2-11	96.3
Cin 2/13/22 +	W	1/1	40	26	65.0	283	7.1	3	2	35	2-13	89.9
Totals	4-0	4/4	98	140	70.0	1,188	8.5	9	3	70	7-42	108.3

* Denotes NFC Wild Card Game, ^ Denotes NFC Divisional Round, ~ Denotes NFC Championship, + Denotes Super Bowl

2020 Detroit Lions

Game	W/L	P/S	Att.	Comp.	Pct.	Yards	Yards/Att.	TD	Int.	Long	Sack-Yards	Rtg.
Chi 9/13	L	1/1	42	24	57.1	297	7.1	1	1	32	1-9	77.2
at GB 9/20	L	1/1	33	20	60.6	244	7.4	2	1	36	4-26	91.0
at Ari 9/27	W	1/1	31	22	71.0	270	8.7	2	0	27	4-38	119.0
NO 10/4	L	1/1	31	17	54.8	206	6.6	3	1	50	3-15	94.3
at Jax 10/18	W	1/1	31	19	61.3	223	7.2	1	1	48	0-0	80.4
at Atl 10/25	W	1/1	36	25	69.4	340	9.4	1	0	36	2-18	108.6
Ind 11/1	L	1/1	42	24	57.1	336	8.0	3	1	73	5-39	96.9
at Min 11/8	L	1/1	32	23	71.9	211	6.6	1	2	20	2-13	73.8
Was 11/15	W	1/1	33	24	72.7	276	8.4	3	0	55t	1-9	127.8
at Car 11/22	L	1/1	33	18	54.5	178	5.4	0	0	35	5-33	70.0
Hou 11/26	L	1/1	42	28	66.7	295	7.0	1	1	51	4-16	84.9
at Chi 12/6	W	1/1	42	27	64.3	402	9.6	3	1	49t	2-2	109.4
GB 12/13	L	1/1	34	24	70.6	244	7.2	1	0	23	4-31	100.6
at Ten 12/20	L	1/1	32	22	68.8	252	7.9	1	0	44	0-0	102.6
TB 12/26	L	1/1	3	2	66.7	17	5.7	0	0	15	0-0	81.3
Min 1/3/21	L	1/1	31	20	64.5	293	9.5	3	1	43t	1-5	114.0
Totals	5-11	16/16	528	339	64.2	4,084	7.7	26	10	73	38-254	96.3

2019 Detroit Lions

Game	W/L	P/S	Att.	Comp.	Pct.	Yards	Yards/Att.	TD	Int.	Long	Sack-Yards	Rtg.
at Ari 9/8	T	1/1	45	27	60.0	385	8.6	3	0	47t	3-24	110.0
LAC 9/15	W	1/1	30	22	73.3	245	8.2	2	2	36t	0-0	91.7
at Phi 9/22	W	1/1	32	18	56.3	201	6.3	1	0	27	0-0	85.5
KC 9/29	L	1/1	34	21	61.8	291	8.6	3	0	34	4-30	118.6
at GB 10/14	L	1/1	32	18	56.3	265	8.3	0	0	66	3-22	83.5
Min 10/20	L	1/1	45	30	66.7	364	8.1	4	1	47	2-12	111.7
NYG 10/27	W	1/1	32	25	78.1	342	10.7	3	1	49t	4-26	129.4
at Oak 11/3	L	1/1	41	26	63.4	406	9.9	3	1	59t	2-23	110.4
at Chi 11/10	L					Inactive						
Dal 11/17	L					Inactive						
at Was 11/24	L					Inactive						
Chi 11/28	L					Inactive						
at Min 12/8	L					Inactive						
TB 12/15	L					Inactive						
at Den 12/22	L					Injured Reserve						
GB 12/29	L					Injured Reserve						
Totals	3-12-1	8/8	291	187	64.3	2,499	8.6	19	5	66	18-137	106.0

2018 Detroit Lions

Game	W/L	P/S	Att.	Comp.	Pct.	Yards	Yards/Att.	TD	Int.	Long	Sack-Yards	Rtg.
NYJ 9/10	L	1/1	46	27	58.7	286	6.2	1	4	28	0-0	47.9
at SF 9/16	L	1/1	53	34	64.2	347	6.5	3	0	67	2-18	101.7
NE 9/23	W	1/1	36	27	75.0	262	7.3	2	1	33t	1-7	101.9
at Dal 9/30	L	1/1	30	24	80.0	307	10.2	2	0	45t	3-21	131.5
GB 10/7	W	1/1	26	14	53.8	183	7.0	2	0	60	3-13	101.9
at Mia 10/21	W	1/1	22	18	81.8	217	9.9	2	0	29	1-8	138.1
Sea 10/28	L	1/1	40	27	67.5	310	7.8	2	1	39	3-13	96.9
at Min 11/4	L	1/1	36	25	69.4	199	5.5	0	0	18	10-56	83.0
at Chi 11/11	L	1/1	42	25	59.5	274	6.5	2	2	32	6-45	74.9
Car 11/18	W	1/1	37	23	62.2	220	5.9	1	0	36	1-5	87.7
Chi 11/22	L	1/1	38	28	73.7	236	6.2	0	2	43	2-14	67.4
LA 12/2	L	1/1	33	20	60.6	245	7.4	1	1	39t	4-37	81.0
at Ari 12/9	W	1/1	23	15	65.2	101	4.4	0	0	17	1-5	74.7
at Buf 12/16	L	1/1	29	22	75.9	208	7.2	1	0	40	0-0	106.7
Min 12/23	L	1/1	32	18	56.3	116	3.6	0	0	21	2-11	64.1
at GB 12/30	W	1/1	32	20	62.5	266	8.3	2	0	41	1-2	109.6
Totals	6-10	16/16	555	367	66.1	3,777	6.8	21	11	67	40-255	89.9

2017 Detroit Lions

Game	W/L	P/S	Att.	Comp.	Pct.	Yards	Yards/Att.	TD	Int.	Long	Sack-Yards	Rtg.
Ari 9/10	W	1/1	41	29	70.7	292	7.1	4	1	45t	1-7	113.1
at NYG 9/18	W	1/1	21	15	71.4	122	5.8	2	0	27t	3-3	117.6
Atl 9/24	L	1/1	45	25	55.6	264	5.9	1	0	29	2-11	80.2
at Min 10/1	W	1/1	31	19	61.3	209	6.7	0	0	38	6-55	81.3
Car 10/8	L	1/1	35	23	65.7	229	6.5	2	0	25	6-37	103.2
at NO 10/15	L	1/1	52	25	48.1	312	6.0	3	3	45t	5-31	62.3
Pit 10/29	L	1/1	45	27	60.0	423	9.4	0	0	44	2-12	91.3
at GB 11/6	W	1/1	33	26	78.8	361	10.9	2	0	63	1-8	132.4
Cle 11/12	W	1/1	26	17	65.4	249	9.6	3	1	50	4-8	118.9
at Chi 11/19	W	1/1	31	21	67.7	299	9.6	2	0	40	3-12	120.2
Min 11/23	L	1/1	35	20	57.1	250	7.1	1	1	43t	3-14	86.6
at Bal 12/3	L	1/1	29	24								



Matthew Stafford, Game-By-Game



2014 Detroit Lions

Game	W/L	P/S	Att.	Comp.	Pct.	Yards	Yards/ Att.	TD	Int.	Long	Sack- Yards	Rtg.
NYG 9/8	W	1/1	32	22	68.8	346	10.8	2	0	67t	1-5	125.3
at Car 9/14	L	1/1	48	27	56.3	291	6.1	1	25	4-38	72.5	
GB 9/21	W	1/1	34	22	64.7	246	7.2	0	2	52	2-8	61.6
at NYJ 9/28	W	1/1	34	24	70.6	293	8.6	2	0	59t	4-21	116.4
Buf 10/5	L	1/1	31	18	58.1	231	7.5	1	1	55	6-27	78.8
at Min 10/12	W	1/1	33	19	57.6	185	5.6	1	0	41	4-30	83.5
NO 10/19	W	1/1	40	27	67.5	299	7.5	2	2	73t	3-14	85.3
at Atl 10/26	W	1/1	47	24	51.1	325	6.9	2	1	59t	0-0	78.8
Mia 11/9	W	1/1	40	25	62.5	280	7.0	2	1	49t	3-19	89.6
at Ari 11/16	L	1/1	30	18	60.0	183	6.1	0	1	30	4-19	63.6
at NE 11/23	L	1/1	46	18	39.1	264	5.7	0	1	42	2-20	49.5
Chi 11/27	W	1/1	45	34	75.6	390	8.7	2	0	31	2-7	116.0
TB 12/7	W	1/1	34	26	76.5	311	9.1	3	0	53	4-17	133.3
Min 12/14	W	1/1	28	17	60.7	153	5.5	1	0	23	0-0	87.4
at Chi 12/21	W	1/1	39	22	56.4	243	6.2	0	2	34	4-14	53.7
at GB 12/28	L	1/1	41	20	48.8	217	5.3	3	0	22	2-15	89.2
Totals	11-5	16/16	602	363	60.3	4,257	7.1	22	12	73t	45-254	85.7

2014 Postseason

Game	W/L	P/S	Att.	Comp.	Pct.	Yards	Yards/ Att.	TD	Int.	Long	Sack- Yards	Rtg.
at Dal 1/4/15 *	L	1/1	42	28	66.7	323	7.7	1	1	51	3-6	87.7
Totals	0-1	1/1	42	28	66.7	323	7.7	1	1	51	3-6	87.7

2013 Detroit Lions

Game	W/L	P/S	Att.	Comp.	Pct.	Yards	Yards/ Att.	TD	Int.	Long	Sack- Yards	Rtg.
Min 9/8	W	1/1	43	28	65.1	357	8.3	2	1	77t	0-0	96.8
at Ari 9/15	L	1/1	36	24	66.7	278	7.7	2	0	72t	1-5	108.3
at Was 9/22	W	1/1	42	25	59.5	385	9.2	2	1	47	1-7	95.8
Chi 9/29	W	1/1	35	23	65.7	242	6.9	1	1	24	1-14	83.3
at GB 10/6	L	1/1	40	25	62.5	262	6.6	1	0	25	5-40	89.8
at Cle 10/13	W	1/1	43	25	58.1	248	5.8	4	1	24	1-0	95.9
Cin 10/20	L	1/1	51	28	54.9	357	7.0	3	0	50t	0-0	96.6
Dal 10/27	W	1/1	48	33	68.8	488	10.2	1	2	87	1-8	91.3
at Chi 11/10	W	1/1	35	18	51.4	219	6.3	3	1	25	0-0	87.7
at Pit 11/17	L	1/1	46	19	41.3	362	7.9	2	1	79t	2-18	74.7
TB 11/24	L	1/1	46	26	56.5	297	6.5	3	4	28	2-11	61.6
GB 11/28	W	1/1	35	22	62.9	330	9.4	3	2	36	1-10	98.5
at Phi 12/8	L	1/1	25	10	40.0	151	6.0	0	0	33	0-0	60.6
Bal 12/16	L	1/1	34	18	52.9	235	6.9	1	3	37	1-5	48.0
NYG 12/22	L	1/1	42	25	59.5	222	5.3	0	2	17	2-15	53.9
at Min 12/29	L	1/1	33	22	66.7	217	6.6	1	0	32	5-35	95.1
Totals	7-9	16/16	634	371	58.5	4,650	7.3	29	19	87	23-168	84.2

2012 Detroit Lions

Game	W/L	P/S	Att.	Comp.	Pct.	Yards	Yards/ Att.	TD	Int.	Long	Sack- Yards	Rtg.
StL 9/9	W	1/1	48	32	66.7	355	7.4	1	3	51	1-9	69.4
at SF 9/16	L	1/1	32	19	59.4	230	7.2	1	1	50	2-16	78.9
at Ten 9/23	L	1/1	42	33	78.6	278	6.6	1	0	28	1-8	102.2
Min 9/30	L	1/1	51	30	58.8	319	6.3	0	0	26	5-33	77.2
at Phi 10/14	W	1/1	45	22	48.9	311	6.9	1	1	57	0-0	69.8
at Chi 10/22	L	1/1	46	28	60.9	263	5.7	1	1	23	3-20	74.8
Sea 10/28	W	1/1	49	34	69.4	352	7.2	3	1	46t	2-21	101.7
at Jax 11/4	W	1/1	33	22	66.7	285	8.6	0	0	38	1-0	93.6
at Min 11/11	L	1/1	42	28	66.7	329	7.8	3	1	50	2-21	104.2
GB 11/18	L	1/1	39	17	43.6	266	6.8	1	2	53	5-14	54.0
Hou 11/22	L	1/1	61	31	50.8	441	7.2	2	0	40	3-22	85.5
Ind 12/2	L	1/1	46	27	58.7	313	6.8	2	1	46t	0-0	84.8
at GB 12/9	L	1/1	45	27	60.0	264	5.9	1	1	27	1-13	74.7
at Ari 12/16	L	1/1	50	24	48.0	246	4.9	0	3	30	2-18	37.6
Atl 12/22	L	1/1	56	37	66.1	443	7.9	0	1	49	0-0	82.7
Chi 12/30	L	1/1	42	24	57.1	272	6.5	3	1	28	1-17	90.6
Totals	4-12	16/16	727	435	59.8	4,967	6.8	20	17	57	29-212	79.8

2011 Detroit Lions

Game	W/L	P/S	Att.	Comp.	Pct.	Yards	Yards/ Att.	TD	Int.	Long	Sack- Yards	Rtg.
at TB 9/11	W	1/1	33	24	72.7	305	9.2	3	1	36t	0-0	118.9
KC 9/18	W	1/1	39	23	59.0	294	7.5	4	1	43	0-0	106.1
at Min 9/25	W	1/1	46	32	69.6	378	8.2	2	0	60	5-40	108.8
at Dal 10/2	W	1/1	43	21	48.8	240	5.6	2	1	24	0-0	71.9
Chi 10/10	W	1/1	26	19	73.1	219	8.4	2	1	73t	1-5	107.7
SF 10/16	L	1/1	50	28	56.0	293	5.9	2	0	41	5-49	86.5
Atl 10/23	L	1/1	32	15	46.9	183	5.7	1	0	57t	3-24	75.4
at Den 10/30	W	1/1	30	21	70.0	267	8.9	3	0	56t	2-9	130.8
at Chi 11/13	L	1/1	63	33	52.4	329	5.2	1	4	40	2-16	46.3
Car 11/20	W	1/1	36	28	77.8	335	9.3	5	2	30	2-9	121.9
GB 11/24	L	1/1	45	32	71.1	276	6.1	1	3	23	1-3	66.5
at NO 12/4	L	1/1	44	31	70.5	408	9.3	1	1	49	3-29	97.5
Min 12/11	W	1/1	29	20	69.0	227	7.8	2	0	57t	5-19	115.2
at Oak 12/18	W	1/1	52	29	55.8	391	7.5	4	0	51t	2-16	105.5
SD 12/24	W	1/1	36	29	80.6	373	10.4	3	0	46	3-20	137.6
at GB 1/1/12	L	1/1	59	36	61.0	520	8.8	5	2	41	2-18	103.8
Totals	10-6	16/16	663	421	63.5	5,038	7.6	41	16	73t	36-257	97.2

2011 Postseason

Game	W/L	P/S	Att.	Comp.	Pct.	Yards	Yards/ Att.	TD	Int.	Long	Sack- Yards	Rtg.
at NO 1/7/12 *	L	1/1	43	28	65.1	380	8.8	3	2	42	0-0	97.0
Totals	0-1	1/1	43	28	65.1	380	8.8	3	2	42	0-0	97.0

* Denotes NFC Wild Card Game

2010 Detroit Lions

Game	W/L	P/S	Att.	Comp.	Pct.	Yards	Yards/ Att.	TD	Int.	Long	Sack- Yards	Rtg.
at Chi 9/12	L	1/1	15	11	73.3	83	5.5	0	0	19	1-14	86.3
Phi 9/19	L	0/0	0	0	0.0	0	0.0	0	0	0	0-0	0.0
at Min 9/26	L	0/0	0	0	0.0	0	0.0	0	0	0	0-0	0.0
at GB 10/3	L	0/0	0	0	0.0	0	0.0	0	0	0	0-0	0.0
StL 10/10	W	0/0	0	0	0.0	0	0.0	0	0	0	0-0	0.0
at NYG 10/17	L	0/0	0	0	0.0	0	0.0	0	0	0	0-0	0.0
Was 10/31	W	1/1	45	26	57.8	212	4.7	4	1	25	1-10	90.2
NYJ 11/7	L	1/1	36	20	55.6	240	6.7	2	0	36	2-12	94.7
at Buf 11/14	L	0/0	0	0	0.0	0	0.0	0	0	0	0-0	0.0
at Dal 11/21	L	0/0	0	0	0.0	0	0.0	0	0	0	0-0	0.0
NE 11/25	L	0/0	0	0	0.0	0	0.0	0	0	0	0-0	0.0
Chi 12/5	L	0/0	0	0	0.0	0	0.0	0	0	0	0-0	0.0
GB 12/12	W	0/0	0	0	0.0	0	0.0	0	0	0	0-0	0.0
at TB 12/19	W	0/0	0	0	0.0	0	0.0	0	0	0	0-0	0.0
at Mia 12/26	W	0/0	0	0	0.0	0	0.0	0	0	0	0-0	0.0
Min 12/11	W	0/0	0	0	0.0	0	0.0	0	0	0	0-0	0.0
Totals	6-10	3/3	96	57	59.4	535	5.6	6	1	36	4-36	91.3

2009 Detroit Lions

Game	W/L	P/S	Att.	Comp.	Pct.	Yards	Yards/ Att.	TD	Int.	Long	Sack- Yards	Rtg.
at NO 9/13	L	1/1	37	16	43.2	205	5.5	0	3	64	1-7	27.4
Min 9/20	L	1/1	30	18	60.0	152	5.1	1	2	22	2-16	56.5
Was 9/27	W	1/1	36	21	58.3	241	6.7	1	0	24	2-14	87.8
at Chi 10/4	L	1/1	36	24	66.7	296	8.2	1	1	45	5-42	89.6
Pit 10/11	L	0/0	0	0	0.0	0	0.0	0	0	0	0-0	0.0
at GB 10/18	L	0/0	0	0	0.0	0	0.0	0	0	0	0-0	0.0
StL 11/1	L	1/1	33	14	42.4	168	5.1	0	1	36	2-6	46.0
at Sea 11/8	L	1/1	42	22	52.4	203	4.8					



57 Zach Thomas



Offensive Tackle • San Diego State • San Diego, CA.

Ht./Wt.: **6-3/313**
NFL Exp.: **Rookie**
GP/GS, (Playoffs): **1/0, (0/0)**
Birth Date: **5/26/1998**
Acquired: **FA-'22**

Thoma's Career Games/Starts:

Year	Teams	GP/GS
2022	Los Angeles Rams	1/0
2022	Chicago Bears	0/0
Totals		1/0



45 Bobby Wagner



Linebacker • Utah State • Ontario, Calif.

Ht./Wt.: **6-0/241**
 NFL Exp.: **11 (1st Rams)**
 GP/GS, (Playoffs): **166/165, (16/16)**
 Birth Date: **6/27/1990**
 Acquired: **FA-'22**



Bobby Wagner, NFL Statistics



Regular Season

Year	Team	Tackles		Solo	Asst.	Sacks		Interceptions			TD	PD	Fumbles		
		G/S	Total			Yards	Yards	Int.	Yards	Long			FF	FR	Yards
2012	Seattle Seahawks	16/15	139	86	53	2.0	11.0	3	55	45	0	4	0	0	0
2013	Seattle Seahawks	14/14	119	71	48	5.0	36.5	2	9	9	0	7	0	1	0
2014	Seattle Seahawks	11/11	104	67	37	2.0	13.0	0	0	0	0	3	0	0	0
2015	Seattle Seahawks	15/15	110	67	43	0.5	4.5	0	0	0	0	7	2	3	45
2016	Seattle Seahawks	16/16	167	85	82	4.5	27.0	1	9	9	0	3	0	1	0
2017	Seattle Seahawks	16/16	133	97	36	1.5	13.0	2	7	7	0	6	0	1	21
2018	Seattle Seahawks	15/15	138	84	54	1.0	9.0	1	98	98t	1	11	2	1	11
2019	Seattle Seahawks	16/16	159	86	73	3.0	16.0	1	6	6	0	6	1	1	5
2020	Seattle Seahawks	16/16	138	81	57	3.0	19.0	0	0	0	0	8	0	1	0
2021	Seattle Seahawks	16/16	170	93	77	1.0	7.0	1	3	3	0	5	1	0	0
2022	Los Angeles Rams	15/15	126	69	57	6.0	32.0	2	13	13	0	5	0	0	0
Totals		166/165	1,507	886	621	29.5	188.0	13	200	98t	1	65	6	9	82

Postseason

Year	Team	Tackles		Solo	Asst.	Sacks		Interceptions			TD	PD	Fumbles		
		G/S	Total			Yards	Yards	Int.	Yards	Long			FF	FR	Yards
2012	Seattle Seahawks	2/2	17	12	5	0.0	0.0	1	4	4	0	1	0	0	0
2013	Seattle Seahawks	3/3	34	17	17	0.0	0.0	1	0	0	0	1	0	0	0
2014	Seattle Seahawks	3/3	31	16	15	0.0	0.0	1	0	0	0	1	0	0	0
2015	Seattle Seahawks	2/2	20	12	8	0.0	0.0	0	0	0	0	0	0	0	0
2016	Seattle Seahawks	2/2	18	11	7	0.0	0.0	0	0	0	0	0	0	0	0
2018	Seattle Seahawks	1/1	5	3	2	0.0	0.0	0	0	0	0	0	0	0	0
2019	Seattle Seahawks	2/2	12	10	2	0.0	0.0	0	0	0	0	1	0	0	0
2020	Seattle Seahawks	1/1	16	11	5	1.0	0.0	0	0	0	0	0	0	0	0
Totals		16/16	153	92	61	1.0	0.0	3	4	4	0	4	0	0	0



Bobby Wagner, Game-By-Game



2022 Los Angeles Rams

Game	W/L	P/S	T	S	A	Sk	Yds	Int	Yds	Lg	TD	PD	FF	FR	Yds
Buf 9/8	L	1/1	7	5	2	1.0	4.0	0	0	0	0	0	0	0	0
Ari 9/18	W	1/1	7	3	4	1.0	7.0	0	0	0	0	0	0	0	0
at Ari 9/25	W	1/1	9	6	3	0	0	0	0	0	0	0	0	0	0
at SF 10/3	L	1/1	10	7	3	0	0	0	0	0	0	0	0	0	0
Dal 10/9	L	1/1	6	3	3	0	0	0	0	0	0	1	0	0	0
Car 10/16	W	1/1	7	4	3	0	0	0	0	0	0	0	0	0	0
SF 10/30	L	1/1	5	4	1	0	0	0	0	0	0	1	0	0	0
at TB 11/6	L	1/1	13	8	5	0	0	0	0	0	0	0	0	0	0
Ari 11/13	L	1/1	9	3	6	1	9	0	0	0	0	0	0	0	0
at NO 11/20	L	1/1	11	4	7	0	0	0	0	0	0	0	0	0	0
at KC 11/27	L	1/1	6	2	4	0	0	0	0	0	0	1	0	0	0
Sea 12/4	L	1/1	7	5	2	2.0	8	1	0	0	0	1	0	0	0
LV 12/8	W	1/1	14	6	8	0	0	0	0	0	0	0	0	0	0
at GB 12/19	L	1/1	7	4	3	0	0	0	0	0	0	0	0	0	0
Den 12/25	W	1/1	8	5	3	1.0	4.0	1	13	13	0	1	0	0	0
at Lac 1/1/23															
at Sea TBD															
Totals		5-10	15/15	126	69	57	6.0	32.0	2	13	13	0	5	0	0

2021 Seattle Seahawks Game-By-Game

Game	W/L	P/S	T	S	A	Sk	Yds	Int	Yds	Lg	TD	PD	FF	FR	Yds
at Ind 9/12	W	1/1	13	6	7	0.0	0.0	0	0	0	0	0	0	1	0
vs. Ten 9/19	L	1/1	20	16	4	1.0	7.0	0	0	0	0	0	0	0	0
at Min 9/26	L	1/1	11	4	7	0.0	0.0	0	0	0	0	0	0	0	0
at SF 10/3	W	1/1	10	5	5	0.0	0.0	0	0	0	0	0	0	1	0
vs. LA 10/7	L	1/1	4	1	3	0.0	0.0	0	0	0	0	0	0	0	0
at Pit 10/17	W	1/1	14	8	6	0.0	0.0	0	0	0	0	0	0	0	0
vs. NO 10/25	W	1/1	7	5	2	0.0	0.0	0	0	0	0	0	0	0	0
vs. Jax 11/5	W	1/1	14	7	7	0.0	0.0	0	0	0	0	0	0	0	0
at GB 11/14	L	1/1	8	4	4	0.0	0.0	0	0	0	0	0	0	0	0
vs. Ari 11/21	L	1/1	13	5	8	0.0	0.0	0	0	0	0	0	0	0	1
at Was 11/29	L	1/1	14	10	4	0.0	0.0	0	0	0	0	0	0	1	0
vs. SF 12/5	W	1/1	9	6	3	0.0	0.0	1	3	3	0	3	0	1	0
at Hou 12/12	W	1/1	15	6	9	0.0	0.0	0	0	0	0	0	0	0	0
at LA 12/21	L	1/1	6	5	1	0.0	0.0	0	0	0	0	0	0	1	0
vs. Chi 12/26	L	1/1	12	5	7	0.0	0.0	0	0	0	0	0	0	0	0
vs. Det 1/2/22	L	1/1	0	0	0	0.0	0.0	0	0	0	0	0	0	0	0
Totals		7-9	16/16	170	93	77	1.0	7.0	1	3	3	0	5	0	1



Bobby Wagner, Game-By-Game



2020 Seattle Seahawks Game-By-Game

Game	W/L	P/S	T	S	A	Sk	Yds	Int	Yds	Lg	TD	PD	FF	FR
at Atl 9/13	W	1/1	7	2	5	0.0	0.0	0	0	0	0	2	0	0
vs. NE 9/20	W	1/1	10	5	5	0.0	0.0	0	0	0	0	0	0	0
vs. Dal 9/27	W	1/1	9	4	5	0.0	0.0	0	0	0	0	1	0	0
at Mia 10/4	W	1/1	12	10	2	0.0	0.0	0	0	0	0	1	0	1
vs. Min 10/11	W	1/1	14	5	9	0.0	0.0	0	0	0	0	0	0	0
at Ari 10/25	L	1/1	11	7	4	2.0	0.0	0	0	0	0	0	0	0
vs. SF 11/1	W	1/1	11	6	5	2.0	2.0	0	0	0	0	0	0	0
at Buf 11/8	L	1/1	6	4	2	1.0	1.0	0	0	0	0	0	0	0
at LA 11/15	L	1/1	7	7	0	0.0	0.0	0	0	0	0	1	0	0
vs. Ari 11/19	W	1/1	9	6	3	0.0	0.0	0	0	0	0	0	0	0
at Phi 11/30	W	1/1	4	3	1	0.0	0.0	0	0	0	0	1	0	0
vs. NYG 12/6	L	1/1	7	3	4	0.0	0.0	0	0	0	0	1	0	0
vs. NYJ 12/13	W	1/1	6	4	2	0.0	0.0	0	0	0	0	0	0	1
at Was 12/20	W	1/1	13	7	6	0.0	0.0	0	0	0	0	1	0	0
vs. LA 12/27	W	1/1	6	5	1	0.0	0.0	0	0	0	0	0	0	0
at SF 1/3/21	W	1/1	6	3	3	0.0	0.0	0	0	0	0	0	0	0
Totals	12-4	16/16	138	81	57	3.0	3.0	0	0	0	0	8	2	1

2020 Postseason

Game	W/L	P/S	T	S	A	Sk	Yds	Int	Yds	Lg	TD	PD	FF	FR
vs LA 1/9/21 *	L	1/1	16	11	5	1.0	0.0	0	0	0	0	0	0	0
Totals	0-1	1/1	16	11	5	1.0	0.0	0	0	0	0	0	0	0

* Denotes NFC Wild Card Game

2019 Seattle Seahawks Game-By-Game

Game	W/L	P/S	T	S	A	Sk	Yds	Int	Yds	Lg	TD	PD	FF	FR
at Cin 9/8	W	1/1	8	7	1	0.0	0.0	0	0	0	0	0	0	0
at Pit 9/15	W	1/1	7	4	3	0.0	0.0	0	0	0	0	1	0	0
vs. NO 9/22	L	1/1	19	6	13	0.0	0.0	0	0	0	0	0	0	0
at Ari 9/29	W	1/1	11	6	5	0.0	0.0	0	0	0	0	0	0	0
vs LA 10/3	W	1/1	5	3	2	0.0	0.0	0	0	0	0	0	0	0
at Cle 10/13	W	1/1	6	5	1	0.0	0.0	0	0	0	0	0	0	0
vs. Bal 10/20	L	1/1	13	7	6	0.0	0.0	0	0	0	0	1	1	0
at Atl 10/27	W	1/1	6	1	5	1.0	8.0	0	0	0	0	0	0	1
vs. TB 11/3	W	1/1	11	6	5	1.0	7.0	0	0	0	0	0	0	0
at SF 11/11	W	1/1	11	5	6	0.0	0.0	0	0	0	0	1	0	0
at Phi 11/24	W	1/1	8	4	4	0.0	0.0	0	0	0	0	0	0	0
vs. Min 12/2	W	1/1	10	7	3	0.0	0.0	0	0	0	0	1	0	0
at LA 12/8	L	1/1	14	11	3	0.0	0.0	0	0	0	0	0	0	0
at Car 12/15	W	1/1	10	3	7	0.0	0.0	1	6	0	0	2	0	0
vs. Ari 12/22	L	1/1	13	7	6	1.0	1.0	0	0	0	0	0	0	0
vs. SF 12/29	L	1/1	7	4	3	0.0	0.0	0	0	0	0	0	0	0
Totals	11-5	16/16	159	86	73	3.0	16.0	1	6	6	0	6	1	1

2019 Postseason

Game	W/L	P/S	T	S	A	Sk	Yds	Int	Yds	Lg	TD	PD	FF	FR
at Phi 1/5/20 *	W	1/1	7	6	1	0.0	0.0	0	0	0	0	0	0	0
at GB 1/12/20 ^	L	1/1	5	4	1	0.0	0.0	0	0	0	0	1	0	0
Totals	1-1	2/2	12	10	2	0.0	0.0	0	0	0	0	1	0	0

* Denotes NFC Wild Card Game, ^ Denotes NFC Divisional Round,

2018 Seattle Seahawks Game-By-Game

Game	W/L	P/S	T	S	A	Sk	Yds	Int	Yds	Lg	TD	PD	FF	FR
at Den 9/9	L	1/1	5	4	1	0.0	0.0	0	0	0	0	1	0	0
at Chi 9/17	L													
vs. Dal 9/23	W	1/1	8	4	4	0.0	0.0	0	0	0	0	2	0	0
at Ari 9/30	W	1/1	6	3	3	0.0	0.0	0	0	0	0	0	0	1
vs. LA 10/7	L	1/1	8	3	5	0.0	0.0	0	0	0	0	0	0	0
at Oak 10/14	W	1/1	4	4	0	0.0	0.0	0	0	0	0	1	0	0
at Det 10/28	W	1/1	8	6	2	0.0	0.0	0	0	0	0	1	0	0
vs LAC 11/4	L	1/1	13	6	7	0.0	0.0	0	0	0	0	3	0	0
at LA 11/11	L	1/1	13	10	3	0.0	0.0	0	0	0	0	0	0	0
at GB 11/15	W	1/1	9	6	3	0.0	0.0	0	0	0	0	0	0	0
at Car 11/25	W	1/1	13	5	8	0.0	0.0	0	0	0	0	0	1	0
vs. SF 12/2	W	1/1	12	8	4	1.0	9.0	1	98	98t	1	0	1	0
vs. Min 12/10	W	1/1	8	4	4	0.0	0.0	0	0	0	0	0	0	0
at SF 12/16	L	1/1	7	6	1	0.0	0.0	0	0	0	0	0	0	0
vs. KC 12/23	W	1/1	12	6	6	0.0	0.0	0	0	0	0	0	0	0
vs. Ari 12/30	W	1/1	12	9	3	0.0	0.0	0	0	0	0	0	0	0
Totals	10-6	15/15	138	84	54	1.0	9.0	1	98	98t	1	11	2	1

2018 Postseason

Game	W/L	P/S	T	S	A	Sk	Yds	Int	Yds	Lg	TD	PD	FF	FR
at Dal 1/5/19	L	1/1	5	3	2	0.0	0.0	0	0	0	0	0	0	0
Totals	0-1	1/1	5	3	2	0.0	0.0	0	0	0	0	0	0	0

2017 Seattle Seahawks Game-By-Game

Game	W/L	P/S	T	S	A	Sk	Yds	Int	Yds	Lg	TD	PD	FF	FR
at GB 9/10	L	1/1	9	6	3	0.0	0.0	0	0	0	0	1	0	0
vs. SF 9/17	W	1/1	7	4	3	0.0	0.0	1	7	7	0	2	0	0
at Ten 9/24	L	1/1	11	8	3	0.0	0.0	0	0	0	0	0	0	0
vs. Ind 10/1	W	1/1	6	4	2	0.5	7.0	0	0	0	1	0	0	1
at LA 10/8	W	1/1	8	8	0	0.0	0.0	0	0	0	0	0	0	0
at NYG 10/22	W	1/1	8	6	2	0.0	0.0	0	0	0	0	1	0	0
vs. Hou 10/29	W	1/1	11	8	3	0.0	0.0	0	0	0	0	0	0	0
vs Was 11/5	L	1/1	12	10	2	1.0	6.0	0	0	0	0	1	0	0
at Ari 11/9	W	1/1	12	9	3	0.0	0.0	0	0	0	0	0	0	0
vs. Atl 11/20	L	1/1	8	6	2	0.0	0.0	0	0	0	0	0	0	0
at SF 11/26	W	1/1	8	7	1	0.0	0.0	1	0	0	0	1	0	0
vs. Phi 12/3	W	1/1	12	8	4	0.0	0.0	0	0	0	0	0	0	0
at Jax 12/10	L	1/1	3	2	1	0.0	0.0	0	0	0	0	0	1	0
vs. LA 12/17	L	1/1	7	3	4	0.0	0.0	0	0	0	0	0	0	0
at Dal 12/24	W	1/1	8	5	3	0.0	0.0	0	0	0	0	0	0	0
vs. Ari 12/31	L	1/1	3	1	3	0.0	0.0	0	0	0	0	0	0	0
Totals	9-7	16/16	133	97	36	1.5	13.0	2	7	7	1	6	0	1

2016 Seattle Seahawks Game-By-Game

Game	W/L	P/S	T	S	A	Sk	Yds	Int	Yds	Lg	TD	PD	FF	FR
vs Mia 9/11	W	1/1	6	6	0	0.0	0.0	0	0	0	0	0	0	0
at LA 9/18	L	1/1	8	5	3	0.0	0.0	0	0	0	0	0	0	0
vs. SF 9/25	W	1/1	6	0	6	0.0	0.0	1	9	9	0	2	0	0
at NYJ 10/2	W	1/1	10	6	4	1.0	6.0	0	0	0	0	0	0	0
vs Atl 10/16	W	1/1	14	3	11	0.0	0.0	0	0	0	0	0	0	0
at Ari 10/23	T	1/1	13	12	1	0.0	0.0	0	0	0	0	0	0	0
at NO 10/30	L	1/1	15	11	4	0.0	0.0	0	0	0	0	0	0	0
vs Buf 11/7	W	1/1	16	8	8	0.5	5.0	0	0	0	0	0	0	0
at NE 11/13	W	1/1	5	2	3	0.0	0.0	0	0	0	0	0	0	0
vs. Phi 11/20	W	1/1	15	5	10	1.0	9.0	0	0	0	0	0	0	0
at TB 11/27	L	1/1	9	6	3	0.0	0.0	0	0	0	0	0	0	0
vs Car 12/3	W	1/1	10	4	6	0.0	0.0	0	0	0	0	0	0	0
at GB 12/11	L	1/1	11	6	5	0.0	0.0	0	0	0	0	0	0	0
vs. LA 12/15	W	1/1	7	0	7	0.0	0.0	0	0	0	0	0	0	0
vs. Ari 12/24	L	1/1	10	1	9	0.0	0.0	0	0	0	0	0	0	0
at SF 1/1/17	W	1/1	12	10	2	2.0	7.0	0	0	0	0	0	0	0
Totals	(10-5-1)	16/16	167	85	82	4.5	27.0	1	9	9	0	3	0	1

2016 Postseason



Bobby Wagner, Game-By-Game



2014 Seattle Seahawks Game-By-Game

Game	W/L	P/S	T	S	A	Sk	Yds	Int	Yds	Lg	TD	PD	FF	FR
vs. GB 9/5	W	1/1	14	6	8	0.0	0.0	0	0	0	0	0	0	0
at SD 9/14	L	1/1	10	9	1	0.0	0.0	0	0	0	0	0	0	0
vs. Den 9/21	W	1/1	11	4	7	0.0	0.0	0	0	0	0	0	0	0
at Was 10/6	W	1/1	8	5	3	1.0	8.0	0	0	0	0	2	0	0
vs Dal 10/12	L	1/1	7	3	4	0.0	0.0	0	0	0	0	0	0	0
at STL 10/19	L							Did not play						
at Car 10/26	W							Did not play						
vs Oak 11/2	W							Did not play						
vs. NYG 11/9	W							Did not play						
at KC 11/16	L							Did not play						
vs Ari 11/23	W	1/1	8	2	6	0.0	0.0	0	0	0	0	0	0	0
at SF 12/2	W	1/1	10	9	1	0.0	0.0	0	0	0	0	0	0	0
at Phi 12/7	W	1/1	7	7	0	0.0	0.0	0	0	0	0	0	0	0
vs. SF 12/14	W	1/1	10	9	1	1.0	5.0	0	0	0	0	0	0	0
at Ari 12/21	W	1/1	9	8	1	0.0	0.0	0	0	0	0	0	0	0
vs. STL 12/28	W	1/1	10	5	5	0.0	0.0	0	0	0	0	1	0	0
Totals		12-4	11/11	104	67	37	2.0	13.0	0	0	0	3	0	0

2014 Postseason

Game	W/L	P/S	T	S	A	Sk	Yds	Int	Yds	Lg	TD	PD	FF	FR
Bye														
vs Car 1/10/15 ^	W	1/1	9	4	5	0.0	0.0	0	0	0	0	0	0	0
vs GB 1/18/15 ~	W	1/1	10	2	8	0.0	0.0	0	0	0	0	0	0	0
vs NE 2/1/15 +	W	1/1	12	10	2	0.0	0.0	1	0	0	0	1	0	0
Totals		2-1	1/1	31	16	15	0.0	0.0	1	0	0	1	0	0

* Denotes NFC Wild Card Game, ^ Denotes NFC Divisional Round,
 ~ Denotes NFC Championship, + Denotes Super Bowl

2013 Seattle Seahawks Game-By-Game

Game	W/L	P/S	T	S	A	Sk	Yds	Int	Yds	Lg	TD	PD	FF	FR
at Car 9/8	W	1/1	8	4	4	0.0	0.0	0	0	0	0	0	0	0
vs. SF 9/15	W	1/1	7	2	5	0.0	0.0	0	0	0	0	1	0	0
vs. Jac 9/23	W	1/1	9	3	6	0.0	0.0	1	0	0	0	1	0	0
at Hou 9/29	W	1/1	8	6	2	0.0	0.0	0	0	0	0	0	0	1
at Ind 10/6	L	1/1	2	1	1	0.0	0.0	0	0	0	0	0	0	0
vs. Ten 10/13	W							Did not play						
at Ari 10/17	W							Did not play						
at STL 10/28	W	1/1	6	5	1	0.0	0.0	0	0	0	0	0	0	0
vs. TB 11/3	W	1/1	11	6	5	1.5	14.5	0	0	0	0	0	0	0
at Atl 11/10	W	1/1	9	9	0	0.0	0.0	0	0	0	0	0	0	0
vs Min 11/17	W	1/1	9	6	3	1.0	0.0	1	9	9	0	2	0	0
vs NO 12/2	W	1/1	11	4	7	0.0	0.0	0	0	0	0	1	0	0
at SF 12/8	L	1/1	9	7	2	0.0	0.0	0	0	0	0	0	0	0
at NYG 12/15	W	1/1	10	8	2	1.5	12.0	0	0	0	0	0	0	0
vs. Ari 12/22	L	1/1	8	3	5	1.0	10.0	0	0	0	0	2	0	0
vs. STL 12/29	W	1/1	12	7	5	0.0	0.0	0	0	0	0	0	0	0
vs SF 12/23	W	1/1	9	4	5	0.0	0.0	0	0	0	0	0	0	0
Totals		13-3	14/14	119	71	48	5.0	36.5	2	9	9	4	0	1

2013 Postseason

Game	W/L	P/S	T	S	A	Sk	Yds	Int	Yds	Lg	TD	PD	FF	FR
Bye														
NO 1/11/14 ^	W	1/1	9	7	2	0.0	0.0	0	0	0	0	0	0	0
vs SF 1/19/14 ~	W	1/1	15	5	10	0.0	0.0	0	0	0	0	0	0	0
at Den 2/2/14 +	W	1/1	10	5	5	0.0	0.0	0	0	0	0	0	0	0
Totals		3-0	1/1	34	17	17	0.0	0.0	0	0	0	0	0	0

* Denotes NFC Wild Card Game, ^ Denotes NFC Divisional Round,
 ~ Denotes NFC Championship, + Denotes Super Bowl

2012 Seattle Seahawks Game-By-Game

Game	W/L	P/S	T	S	A	Sk	Yds	Int	Yds	Lg	TD	PD	FF	FR
at Ari 9/9	L	1/1	3	1	2	0.0	0.0	0	0	0	0	0	0	0
vs. Dal 9/16	W	1/1	4	3	1	0.0	0.0	0	0	0	0	0	0	0
vs. GB 9/24	W	1/0	8	5	3	0.0	0.0	0	0	0	0	0	0	0
at Stl 9/30	L	1/1	7	7	0	0.0	0.0	0	0	0	0	0	0	0
at Car 10/7	W	1/1	5	3	2	1.0	4.0	0	0	0	0	0	0	0
vs NE 10/14	W	1/1	14	7	7	0.0	0.0	0	0	0	0	0	0	0
at SF 10/18	L	1/1	8	7	1	0.0	0.0	0	0	0	0	0	0	0
at Det 10/28	L	1/1	12	6	6	0.0	0.0	0	0	0	0	0	0	0
vs Min 11/4	W	1/1	10	5	5	1.0	7.0	0	0	0	0	0	0	0
vs NYJ 11/11	W	1/1	9	2	7	0.0	0.0	0	0	0	0	0	0	0
at Mia 11/25	L	1/1	9	7	2	0.0	0.0	1	10	10	0	2	0	0
at Chi 12/2	W	1/1	11	9	2	0.0	0.0	0	0	0	0	0	0	0
vs. Ari 12/9	W	1/1	8	4	4	0.0	0.0	2	45	45	0	2	0	0
at Buf 12/16	W	1/1	12	10	2	0.0	0.0	0	0	0	0	0	0	0
vs SF 12/23	W	1/1	9	4	5	0.0	0.0	0	0	0	0	0	0	0
Totals		10-6	16/15	139	86	53	2.0	11.0	3	45	45	0	4	0

2012 Postseason

Game	W/L	P/S	T	S	A	Sk	Yds	Int	Yds	Lg	TD	PD	FF	FR
at Was 1/6/13 *	W	1/1	9	5	4	0.0	0.0	0	0	0	0	0	0	0
at Atl 1/13/13 ^	L	1/1	8	7	1	0.0	0.0	1	4	4	0	1	0	0
Totals		1-1	2/2	17	12	5	0.0	0.0	1	4	4	0	1	0

* Denotes NFC Wild Card Game, ^ Denotes NFC Divisional Round,



92 Jonah Williams



Defensive Line • Weber State • Meridian, Idaho

Ht./Wt.: 6-5/275
 NFL Exp.: 2 (2nd Rams)
 GP/GS, (Playoffs): 22/4, (0/0)
 Birth Date: 8/17/1995
 Acquired: UDFA-'20



Jonah Williams, NFL Statistics



Regular Season

Year	Team	Tackles		Solo	Asst.	Sacks	Yards	Interceptions				TD	PD	Fumbles		
		G/S	Total					Int.	Yards	Long	FF			FR	Yards	
2021	Los Angeles Rams	8/0	5	1	4	0.0	0.0	0	0	0	0	0	0	0	0	0
2022	Los Angeles Rams	14/4	20	9	11	0.5	1.5	0	0	0	0	0	0	0	0	0
Totals		22/4	25	10	15	0.5	1.5	0	0	0	0	0	0	0	0	0

Postseason

Year	Team	Tackles		Solo	Asst.	Sacks	Yards	Interceptions				TD	PD	Fumbles		
		G/S	Total					Int.	Yards	Long	FF			FR	Yards	
2021	Los Angeles Rams	0/0	0	0	0	0.0	0.0	0	0	0	0	0	0	0	0	0
Totals		0/0	0	0	0	0.0	0.0	0	0	0	0	0	0	0	0	0

Additional Career Statistics: Saw game action with 41 special teams snaps during the 2021 campaign but did not record any stats.



Jonah Williams, Game-By-Game



2022 Los Angeles Rams

Game	W/L	P/S	T	S	A	Sk	Yds	Int	Yds	Lg	TD	PD	FF	FR	Yds
Buf 9/8	L	1/0	0	0	0	0.0	0.0	0	0	0	0	0	0	0	0
Atl 9/18	W	1/0	0	0	0	0.0	0.0	0	0	0	0	0	0	0	0
at Ari 9/25	W	1/0	0	0	0	0.0	0.0	0	0	0	0	0	0	0	0
at SF 10/3	L	1/0	0	0	0	0.0	0.0	0	0	0	0	0	0	0	0
Dal 10/9	L	1/0	0	0	0	0.0	0.0	0	0	0	0	0	0	0	0
Car 10/16	W	1/0	1	0	1	0.0	0.0	0	0	0	0	0	0	0	0
SF 10/30	L	1/0	0	0	0	0.0	0.0	0	0	0	0	0	0	0	0
at TB 11/6	L	1/0	0	0	0	0.0	0.0	0	0	0	0	0	0	0	0
Ari 11/13	L	1/0	1	1	0	0.0	0.0	0	0	0	0	0	0	0	0
at NO 11/20	L					Inactive									
at KC 11/27	L	1/0	3	1	2	0.0	0.0	0	0	0	0	0	0	0	0
Sea 12/4	L	1/1	6	1	5	0.0	0.0	0	0	0	0	0	0	0	0
LV 12/8	W	1/1	1	1	0	0.0	0.0	0	0	0	0	0	0	0	0
at GB 12/19	L	1/1	5	3	2	0.0	0.0	0	0	0	0	0	0	0	0
Den 12/25	W	1/1	3	2	1	0.5	1.5	0	0	0	0	0	0	0	0
at Lac 1/1/23															
at Sea TBD															
Totals		5-10	14/4	20	9	11	0.5	1.5	0	0	0	0	0	0	0

2021 Los Angeles Rams Game-By-Game

Game	W/L	P/S	T	S	A	Sk	Yds	Int	Yds	Lg	TD	PD	FF	FR	Yds
Chi 9/12	W	1/0	1	1	0	0.0	0.0	0	0	0	0	0	0	0	0
at Ind 9/19	W	1/0	0	0	0	0.0	0.0	0	0	0	0	0	0	0	0
TB 9/26	W	1/0	0	0	0	0.0	0.0	0	0	0	0	0	0	0	0
Ari 10/3	L	1/0	1	0	1	0.0	0.0	0	0	0	0	0	0	0	0
at Sea 10/7	W	1/0	1	0	1	0.0	0.0	0	0	0	0	0	0	0	0
at NYG 10/17	W	1/0	1	0	1	0.0	0.0	0	0	0	0	0	0	0	0
Det 10/24	W	1/0	1	0	1	0.0	0.0	0	0	0	0	0	0	0	0
at Hou 10/31	W	1/0	0	0	0	0.0	0.0	0	0	0	0	0	0	0	0
Ten 11/7	L					Inactive									
at SF 11/15	L					Inactive									
at GB 11/28	L					Inactive									
Jax 12/5	W					Inactive									
at Ari 12/13	W					Inactive									
Sea 12/21	W					Inactive									
at Min 12/26	W					Inactive									
at Bal 1/2	W					Inactive									
SF 1/9/22	L					Inactive									
Totals		12-5	8/0	5	1	4	0.0	0.0	0	0	0	0	0	0	0

2021 Postseason

Game	W/L	P/S	T	S	A	Sk	Yds	Int	Yds	Lg	TD	PD	FF	FR	Yds
Ari 1/17/22 *	W					Inactive									
at TB 1/23/22 ^	W					Inactive									
SF 1/30/22 ~	W					Inactive									
Cin 2/13/22 +	W					Inactive									
Totals		4-0	0/0	0	0	0	0.0	0.0	0	0	0	0	0	0	0

* Denotes NFC Wild Card Game, ^ Denotes NFC Divisional Round, ~ Denotes NFC Championship, + Denotes Super Bowl



23 Kyren Williams



Running Back • Notre Dame • St. Louis, MO.

Ht./Wt.: 5-9/194

NFL Exp.: Rookie

GP/GS, (Playoffs): 8/0, (0/0)

Birth Date: 8/26/2000

Acquired: D5-'22 (No. 164 overall)



Kyren Williams, NFL Statistics



Regular Season

Year	Team	GP/GS	No.	Receiving				TD	Att.	Rushing			TD
				Yards	Avg.	Long	Yards			Avg.	Long		
2022	Los Angeles Rams	8/0	9	76	8.4	15	0	33	133	4.0	17	0	
Totals		8/0	9	76	8.4	15	0	33	133	4.0	17	0	



Kyren Williams, Game-By-Game



2022 Los Angeles Rams

Game	W/L	P/S	Receiving				TD	Rushing				TD	
			No.	Yards	Avg.	Long		Att.	Yards	Avg.	Long		
Buf 9/8	L	1/0	0	0	0	0	0	0	0	0	0	0	
Atl 9/18	W												
at Ari 9/25	W												
at SF 10/3	L												
Dal 10/9	L												
Car 10/16	W												
SF 10/30	L												
at TB 11/6	L												
Ari 11/13	L	1/0	3	30	10.0	14	0	1	9	9.0	9	0	
at NO 11/20	L	1/0	1	8	8.0	8	0	7	36	5.1	17	0	
at KC 11/27	L	1/1	3	25	8.3	15	0	11	35	3.2	9	0	
Sea 12/4	L	1/1	0	0	0	0	0	3	9	3.0	4	0	
LV 12/8	W	1/0	1	10	10	10	0	3	19	6.3	9	0	
at GB 12/19	L	1/0	0	0	0	0	0	2	7	3.5	5	0	
Den 12/25	W	1/0	1	3	3.0	3	0	6	18	3.0	7	0	
at Lac 1/1/23													
at Sea TBD													
Totals		5-10	8/0	9	76	8.4	15	0	33	133	4.0	17	0



13 John Wolford



Quarterback • Wake Forest • Jacksonville, Fla.

Ht.: /Wt.: **6-1/200**
 NFL Exp.: **3 (3rd Rams)**
 GP/GS, (Playoffs): **7/4, (1/1)**
 Birth Date: **10/16/1995**
 Acquired: **FA-'19**



John Wolford, NFL Statistics



Regular Season Passing

Year	Team	G/S	Att.	Comp.	Pct.	Yards	Yds/Att.	TD	Int.	Long	Sack-Yards	Rating
2019	Los Angeles Rams	0/0	0	0	0.0	0	0.0	0	0	0	0-0	0.0
2020	Los Angeles Rams	1/1	38	22	57.9	231	6.1	0	1	38	2-8	64.7
2021	Los Angeles Rams	3/0	4	1	25.0	4	1.25	0	1	5	1-8	0.0
2022	Los Angeles Rams	3/3	62	38	61.3	390	6.3	1	3	30	7-49	64.6
Totals		7/4	104	61	58.7	626	6.0	1	5	38	10-65	59.2

Postseason Passing

Year	Team	G/S	Att.	Comp.	Pct.	Yards	Yds/Att.	TD	Int.	Long	Sack-Yards	Rating
2020	Los Angeles Rams	1/1	6	3	50.0	29	4.8	0	0	15	1-0	63.9
Totals		1/1	6	3	50.0	29	4.8	0	0	15	1-0	63.9



John Wolford, Game-By-Game



2022 Los Angeles Rams

Game	W/L	P/S	Att.	Comp.	Pct.	Yards	Yards/Att.	TD	Int.	Long	Sack-Yards	Rtg.
Buf 9/8	L					Did not play						
Ati 9/18	W					Did not play						
at Ari 9/25	W					Did not play						
at SF 10/3	L					Did not play						
Dal 10/9	L					Did not play						
Car 10/16	W					Inactive						
SF 10/30	L					Did not play						
at TB 11/6	L					Did not play						
Ari 11/13	L	1/1	36	24	66.7	212	5.9	1	1	25	3-19	79.9
at NO 11/20	L					Inactive						
at KC 11/27	L					Did not play						
Sea 12/4	L	1/1	26	14	53.8	178	6.8	0	2	30	4-30	43.4
LV 12/8	W	1/1	0	0	0.0	0	0	0	0	0	0-0	0.0
at GB 12/19	L					Inactive						
Den 12/25	W					Inactive						
at Lac 1/1/23												
at Sea TBD												
Totals	5-10	3/3	62	38	61.3	390	6.3	1	3	30	7-49	64.6

2021 Los Angeles Rams

Game	W/L	P/S	Att.	Comp.	Pct.	Yards	Yards/Att.	TD	Int.	Long	Sack-Yards	Rtg.
Chi 9/12	W					Did not play						
at Ind 9/19	W					Did not play						
TB 9/26	W					Did not play						
Ari 10/3	L					Did not play						
at Sea 10/7	W					Did not play						
at NYG 10/17	W	1/0	2	0	0.0	0	0.0	0	1	0	0-0	0.0
Det 10/24	W					Did not play						
at Hou 10/31	W	1/0	2	1	50.0	5	2.50	0	0	5	1-5	56.3
Ten 11/7	L					Did not play						
at SF 11/15	L					Did not play						
at GB 11/28	L					Did not play						
Jax 12/5	W	1/0	0	0	0.0	0	0.0	0	0	0	0-0	0
at Ari 12/13	W					Did not play						
Sea 12/21	W					Did not play						
at Min 12/26	W					Did not play						
at Bal 1/2/22	W					Did not play						
SF 1/9/22	L					Did not play						
Totals	12-5	3/0	4	1	25.0	5	1.25	0	1	5	1-5	0.0

2021 Postseason

Game	W/L	P/S	Att.	Comp.	Pct.	Yards	Yards/Att.	TD	Int.	Long	Sack-Yards	Rtg.
Ari 1/17/22*	W					Inactive						
at TB 1/23/23 ^	W					Inactive						
SF 1/30/22 ~	W					Inactive						
Cin 2/13/22 +	W					Inactive						
Totals	4-0	0/0	0	0	0.0	0	0.0	0	0	0	0-0	0.0

* Denotes NFC Wild Card Game, ^ Denotes NFC Divisional Round, ~ Denotes NFC Championship, + Denotes Super Bowl



John Wolford, Game-By-Game



2020 Los Angeles Rams

Game	W/L	P/S	Att.	Comp.	Pct.	Yards/			Sack-				
						Yards	Att.	TD	Int.	Long	Yards	Rtg.	
Dal 9/13	W												
at Phi 9/20	W												
at Buf 9/27	L												
NYG 10/4	W												
at Was 10/11	W												
at SF 10/18	L												
Chi 10/26	W												
at Mia 11/1	L												
Sea 11/15	W												
at TB 11/23	W												
SF 11/29	L												
at Ari 12/6	W												
NE 12/10	W												
NYJ 12/19	L												
at Sea 12/27	L												
Ari 1/3/21	W	1/1	22	38	57.9	231	6.1	0	1	38	2-8	64.7	
Totals	10-6	1/1	22	38	57.9	231	6.1	0	1	38	2-8	64.7	

2020 Postseason

Game	W/L	P/S	Att.	Comp.	Pct.	Yards/			Sack-				
						Yards	Att.	TD	Int.	Long	Yards	Rtg.	
at Sea 1/9/21*	W	1/1	3	6	50.0	29	4.8	0	0	15	1-0	63.9	
at GB 1/16/21 ^	L					Inactive							
Totals	1-0	1/1	3	6	50.0	29	4.8	0	0	15	1-0	63.9	

