



**BOLT UP**  
los angeles chargers football



# GAME RELEASE



vs.



WEEK 14 | SUN. DEC. 8 | 5:20 PM PT

# GAME RELEASE

213.719.6600 | Chargers.com | @Chargers

Josh.Rupprecht@Chargers.NFL.com | Jennifer.Rojas@Chargers.NFL.com

Lauren.Georgeson@Chargers.NFL.com | Brock.Anderson@Chargers.NFL.com

Leonie.Strehl@Chargers.NFL.com | Ricky.Martinez@Chargers.NFL.com



## BOLTS FACE CHIEFS ON SUNDAY NIGHT FOOTBALL

The Los Angeles Chargers return to primetime in Kansas City to play the Chiefs in Week 14. Kickoff from GEHA Field at Arrowhead Stadium is at 5:20 p.m. PT on Sun., Dec. 8. Mike Tirico, Cris Collinsworth and Melissa Stark have the call on NBC, while Matt "Money" Smith, Daniel Jeremiah and Shannon Farren will broadcast on the Chargers Radio Network airwaves on ALT FM-98.7 as well as on SiriusXM 81 or 226 and on the SiriusXM app. Adrian Garcia-Marquez and Francisco Pinto will present the game in Spanish on Que Buena Los Angeles.

Sunday's contest is the first matchup between the Bolts and Chiefs on *Sunday Night Football* since Dec. 17, 2006 when the Chargers won at home, 20-9. Los Angeles won two of the last four road games against the Chiefs, including back-to-back wins in 2020 and 2021.

Los Angeles enters the contest with a 8-4 record, led by a unit that leads the NFL in scoring defense, allowing just 15.7 points per game. The defense is coming off a game where it picked off four passes, including two from rookie cornerback **Tarheeb Still**, who returned one of them for a 61-yard touchdown. Linebacker **Daiyan Henley** is riding a six-game streak with 10 or more tackles, the longest such streak in the NFL this season. Wide receiver **Ladd McConkey** ranks among rookie leaders this season with his 58 receptions and 815 receiving yards.

Kansas City enters the game with an 11-1 record, led on offense by quarterback Patrick Mahomes. He has completed at least 20 passes to six different players this season, including tight end Travis Kelce for 75 receptions. Defensive tackle Chris Jones has five sacks on the year, tied for the team lead with defensive end George Karlaftis.

The Bolts return home for two-straight games at SoFi Stadium, first facing off with the Tampa Bay Buccaneers in Week 15. Kickoff on Sun., Dec. 15, is slated for 1:25 p.m. PT.

## BY THE NUMBERS

**+11** After recording four picks in Week 13, the Bolts have recorded 17 takeaways to just six giveaways, a plus-11 turnover differential that ranks No. 3 in the NFL.

**5** Claimed off waivers on Nov. 27, S Marcus Maye contributed to the team's Week 13 win on his fifth day with the Chargers, picking off a pass in the end zone.

**20K** QB Justin Herbert is closing in on eclipsing 20,000 career passing yards. He would be just the second player to do so within the first five years of a career in NFL history, joining Hall of Fame QB Peyton Manning.

## ON THE CALL

**TELEVISION: NBC**  
**Play-by-play:** Mike Tirico  
**Analyst:** Cris Collinsworth  
**Sideline:** Melissa Stark

**CHARGERS RADIO: ALT FM-98.7**  
**Play-by-play:** Matt "Money" Smith  
**Analyst:** Daniel Jeremiah  
**Sideline:** Shannon Farren

**NATIONAL RADIO: WESTWOOD ONE** **SPANISH RADIO: QUE BUENA**  
**Play-by-play:** Ryan Radtke **LOS ANGELES (FM-105.5/94.3)**  
**Analyst:** Mike Golic **Play-by-play:** Adrian Garcia-Marquez  
**Analyst:** Francisco Pinto

**CHARGERS MOBILE APP:** Official team news, full game stats and live press conferences are available on the Chargers mobile app. For more details, visit [Chargers.com/app](https://Chargers.com/app).

## 2024 CHARGERS SCHEDULE

### PRESEASON (1-2)

Wk	Date	Opponent	TV	Result
1	Sat., Aug. 10	SEATTLE	CBS LA	L, 16-3
2	Sat., Aug. 17	L.A. RAMS	CBS LA	L, 13-9
3	Sat., Aug. 24	at Dallas	CBS LA	W, 26-19

### REGULAR SEASON (8-4)

Wk	Date	Opponent	TV	Time*/Res.
1	Sun., Sept. 8	LAS VEGAS	CBS	W, 22-10
2	Sun., Sept. 15	at Carolina	CBS	W, 26-3
3	Sun., Sept. 22	at Pittsburgh	CBS	L, 20-10
4	Sun., Sept. 29	KANSAS CITY	CBS	L, 17-10
5	—	BYE	—	—
6	Sun., Oct. 13	at Denver	CBS	W, 23-16
7	Mon., Oct. 21	at Arizona	ESPN+	L, 17-15
8	Sun., Oct. 27	NEW ORLEANS	FOX	W, 26-8
9	Sun., Nov. 3	at Cleveland	CBS	W, 27-10
10	Sun., Nov. 10	TENNESSEE	FOX	W, 27-17
11	Sun., Nov. 17	CINCINNATI	NBC	W, 34-27
12	Mon., Nov. 25	BALTIMORE	ESPN	L, 30-23
13	Sun., Dec. 1	at Atlanta	CBS	W, 17-13
14	Sun., Dec. 8	at Kansas City	NBC	5:20 p.m.
15	Sun., Dec. 15	TAMPA BAY	FOX	1:25 p.m.
16	Thurs., Dec. 19	DENVER	PRIME	5:15 p.m.
17	TBD	at New England	TBD	TBD
18	TBD	at Las Vegas	TBD	TBD

*\*All Times Pacific  
HOME GAMES IN CAPS*

## 2024 AFC WEST STANDINGS

Team	W	L	T	Pct.	PF	PA
Kansas City	11	1	0	.917	289	235
<b>L.A. Chargers</b>	<b>8</b>	<b>4</b>	<b>0</b>	<b>.667</b>	<b>260</b>	<b>188</b>
Denver	8	5	0	.615	305	234
Las Vegas	2	10	0	.167	223	333

## RELEASE INDEX

Content	Page	Content	Page
The 2024 Schedule . . . . .	2	Khalil Mack Notes . . . . .	23
Chiefs Series History . . . . .	3	Joey Bosa Notes . . . . .	26
Sunday Night History . . . . .	5	Tuli Tuipulotu Notes . . . . .	28
The Matchup . . . . .	6	Cameron Dicker Notes . . . . .	29
Connections . . . . .	8	Other Player Notes . . . . .	31
Assistant Coaches . . . . .	9	Career Stats vs. Chiefs . . . . .	34
Team Notes . . . . .	10	2024 Stats . . . . .	40
Justin Herbert Notes . . . . .	12	Game Summaries . . . . .	42
J.K. Dobbins Notes . . . . .	20	Rosters & Transactions . . . . .	48
Derwin James Jr. Notes . . . . .	22	Media Information . . . . .	57

# BREAKING DOWN THE 2024 SCHEDULE

SERIES BREAKDOWN	2024 RECORD	NOTES
 <p><b>ALL-TIME:</b> 59-68-2  <b>HOME:</b> 31-33-1  <b>AWAY:</b> 28-35-1  <b>LAST:</b> W, 22-10 – 2024 vs. Raiders</p>	<p><b>OVERALL:</b> 2-10-0  <b>HOME:</b> 1-4-0  <b>AWAY:</b> 1-6-0  <b>STANDING:</b> 4th AFC West</p>	<p>The Chargers have won 15 of the past 21 home contests against the Raiders and defeated the Raiders in 12 of the last 20 road games. Los Angeles beat the Raiders at SoFi Stadium last season behind Khalil Mack's single-game franchise-record six sacks.</p>
 <p><b>ALL-TIME:</b> 2-6-0  <b>HOME:</b> 0-4-0  <b>AWAY:</b> 2-2-0  <b>LAST:</b> W, 26-3 – 2024 at Panthers</p>	<p><b>OVERALL:</b> 3-9-0  <b>HOME:</b> 2-5-0  <b>AWAY:</b> 1-4-0  <b>STANDING:</b> 4th NFC South</p>	<p>Los Angeles heads to Carolina to play the Panthers for just the fourth time in history and first since 2016. In the last matchup, a home game against Carolina in 2020, Justin Herbert made his second career start and threw for 330 yards, becoming the third player in NFL history to top 300 passing yards in each of his first two career starts.</p>
 <p><b>ALL-TIME:</b> 9-24-0  <b>HOME:</b> 7-9-0  <b>AWAY:</b> 2-15-0  <b>LAST:</b> L, 20-10 – 2024 at Steelers</p>	<p><b>OVERALL:</b> 9-3-0  <b>HOME:</b> 4-1-0  <b>AWAY:</b> 5-2-0  <b>STANDING:</b> 1st AFC North</p>	<p>The Bolts have won three of the last five bouts in the series, including the 2021 <i>Sunday Night Football</i> come-from-behind victory at home by four points where Justin Herbert become the first player in NFL history to throw for 350 yards and run for 90 in the same game.</p>
 <p><b>ALL-TIME:</b> 57-70-1  <b>HOME:</b> 31-32-1  <b>AWAY:</b> 26-38-0  <b>LAST:</b> L, 17-10 – 2024 vs. Chiefs</p>	<p><b>OVERALL:</b> 11-1-0  <b>HOME:</b> 6-0-0  <b>AWAY:</b> 5-1-0  <b>STANDING:</b> 1st AFC West</p>	<p>The Chargers have an all-time regular-season home record against the Chiefs of 31-31-1, with the last five matchups being decided by one score. The Chargers have won two of the last four road games against the Chiefs, including back-to-back wins in 2020 and 2021.</p>
 <p><b>ALL-TIME:</b> 56-72-1  <b>HOME:</b> 37-27-0  <b>AWAY:</b> 19-45-1  <b>LAST:</b> W, 23-16 – 2024 at Broncos</p>	<p><b>OVERALL:</b> 8-5-0  <b>HOME:</b> 4-2-0  <b>AWAY:</b> 4-3-0  <b>STANDING:</b> 3rd AFC West</p>	<p>The Bolts hold a 37-27 regular-season home record against the Broncos. In the 2022 home game on <i>Monday Night Football</i>, Los Angeles beat Denver in overtime, 19-16. 11 of the last 14 matchups in the Mile High City have been decided by one score, including six of them by less than seven points.</p>
 <p><b>ALL-TIME:</b> 11-5-0  <b>HOME:</b> 7-1-0  <b>AWAY:</b> 4-4-0  <b>LAST:</b> L, 17-15 – 2024 at Cardinals</p>	<p><b>OVERALL:</b> 6-6-0  <b>HOME:</b> 4-2-0  <b>AWAY:</b> 2-4-0  <b>STANDING:</b> 2nd NFC West</p>	<p>The Chargers hold a 11-4 (.733) all-time advantage against Arizona. Los Angeles has won five of the last six games, including a 25-24 come-from-behind victory in 2022. The Week 7 matchup marks the third-ever Monday night contest between the teams and the first since 2014.</p>
 <p><b>ALL-TIME:</b> 8-6-0  <b>HOME:</b> 4-3-0  <b>AWAY:</b> 4-3-0  <b>LAST:</b> W, 26-8 – 2024 vs. Saints</p>	<p><b>OVERALL:</b> 4-8-0  <b>HOME:</b> 3-4-0  <b>AWAY:</b> 1-4-0  <b>STANDING:</b> 3rd NFC South</p>	<p>The Chargers face the Saints for the 14th time in history, boasting a 7-6 all-time advantage. Typically high-scoring affairs, Los Angeles has eclipsed 25 points in five of the last six games. The late October matchup is the first home game for the Chargers between the teams since 2016.</p>
 <p><b>ALL-TIME:</b> 20-9-1  <b>HOME:</b> 9-4-0  <b>AWAY:</b> 11-5-1  <b>LAST:</b> W, 27-10 – 2024 at Browns</p>	<p><b>OVERALL:</b> 3-9-0  <b>HOME:</b> 2-4-0  <b>AWAY:</b> 1-5-0  <b>STANDING:</b> 4th AFC North</p>	<p>Winners of 14 of the last 18 matchups with Cleveland, the Chargers hold a 19-9-1 advantage in the regular-season series against the Browns. Los Angeles won the last matchup in Cleveland in 2022, 30-28, and is undefeated in all 14 games in the series when scoring 25 points.</p>
 <p><b>ALL-TIME:</b> 29-16-1  <b>HOME:</b> 20-3-1  <b>AWAY:</b> 9-13-0  <b>LAST:</b> W, 27-17 – 2024 vs. Titans</p>	<p><b>OVERALL:</b> 3-9-0  <b>HOME:</b> 1-4-0  <b>AWAY:</b> 2-5-0  <b>STANDING:</b> 3rd AFC South</p>	<p>The Chargers are 28-16-1 (0.636) against the former AFL West rival. Los Angeles has won 11 of the past 14 games overall, eight straight as the home team. In the eight-straight home wins, the Bolts average 30.8 points and 401.3 net yards per game.</p>
 <p><b>ALL-TIME:</b> 22-14-0  <b>HOME:</b> 11-7-0  <b>AWAY:</b> 11-7-0  <b>LAST:</b> W, 34-27 – 2024 vs. Bengals</p>	<p><b>OVERALL:</b> 4-8-0  <b>HOME:</b> 1-5-0  <b>AWAY:</b> 3-3-0  <b>STANDING:</b> 3rd AFC North</p>	<p>The game will be the first home matchup for the Chargers against the Bengals since a 26-21 victory in 2018. The Bolts have won three-straight games against Cincinnati, including a 19-point victory in 2021 that saw Justin Herbert throw for 317 yards and three touchdowns, registering a 118.4 passer rating.</p>
 <p><b>ALL-TIME:</b> 5-10-0  <b>HOME:</b> 4-6-0  <b>AWAY:</b> 1-4-0  <b>LAST:</b> L, 30-23 – 2024 vs. Ravens</p>	<p><b>OVERALL:</b> 8-5-0  <b>HOME:</b> 4-2-0  <b>AWAY:</b> 4-3-0  <b>STANDING:</b> 2nd AFC North</p>	<p>The Chargers host the Ravens for the second-straight season, this time featuring brothers at the helm — Los Angeles Head Coach Jim Harbaugh and Baltimore Head Coach John Harbaugh. Last year, the Chargers and Ravens were also on primetime, squaring off on <i>Sunday Night Football</i>.</p>
 <p><b>ALL-TIME:</b> 5-8-0  <b>HOME:</b> 1-6-0  <b>AWAY:</b> 4-2-0  <b>LAST:</b> W, 17-13 – 2024 at Falcons</p>	<p><b>OVERALL:</b> 6-6-0  <b>HOME:</b> 3-4-0  <b>AWAY:</b> 3-2-0  <b>STANDING:</b> 1st NFC South</p>	<p>The Bolts have won each of the past three matchups against Atlanta by three points, including one in 2022 that saw Cameron Dicker make a game-winning kick as time expired, earning him AFC Special Teams Player of the Week honors. Nine of the 12 games in series history were decided by one score.</p>
 <p><b>ALL-TIME:</b> 8-4-0  <b>HOME:</b> 3-2-0  <b>AWAY:</b> 5-2-0  <b>LAST:</b> L, 38-31 – 2020 at Buccaneers</p>	<p><b>OVERALL:</b> 6-6-0  <b>HOME:</b> 2-4-0  <b>AWAY:</b> 4-2-0  <b>STANDING:</b> 2nd NFC South</p>	<p>With a regular-season record of 8-4 (.667) against the Buccaneers, the Bolts host Tampa Bay for the first time since 2016. Four of the past six games between the teams have been decided by one score. In the all-time series, the Chargers are 5-1 when scoring 25-plus points.</p>
 <p><b>ALL-TIME:</b> 15-24-2  <b>HOME:</b> 6-12-1  <b>AWAY:</b> 10-12-1  <b>LAST:</b> W, 6-0 – 2023 at Patriots</p>	<p><b>OVERALL:</b> 3-10-0  <b>HOME:</b> 1-5-0  <b>AWAY:</b> 2-5-0  <b>STANDING:</b> 4th AFC East</p>	<p>Los Angeles heads to New England for second-straight season, winning 6-0 last year for the team's first shutout since 2017. The Patriots hold a 24-15-2 advantage in the all-time series, with five of the last seven matchups having been decided by less than 10 points.</p>

# CHARGERS-CHIEFS SERIES HISTORY

## SERIES BREAKDOWN

<b>All-Time Series Record</b> . . . . .	58-70-1 (.453)
<b>Regular Season Series Record</b> . . . . .	57-70-1 (.449)
<b>Chargers All-Time vs. at Chiefs</b> . . . . .	26-38 (.406)
<b>Current Streak</b> . . . . .	L, Six (6) games
<b>Last Meeting</b> . . . . .	Sept. 29, 2024 vs. K.C. — L, 17-10
<b>Longest Chargers Win Streak</b> . . . . .	Six games (1979-81)
<b>Longest Chiefs Win Streak</b> . . . . .	Nine games (2014-18)
<b>Head Coach Jim Harbaugh vs. Chiefs</b> . . . . .	1-1 (.500)
<b>Harbaugh vs. Chiefs*</b> . . . . .	5-2 (.714)
<b>Most Career GP vs. Chiefs</b> . . . . .	OLB Khalil Mack (14)
*(Including years as a player)	

## TEAM SUPERLATIVES AGAINST CHIEFS

<b>Most Points Scored</b> . . . . .	54 — Oct. 15, 1967 vs. K.C.
<b>Fewest Points Allowed</b> . . . . .	0 — Twice; Last: Dec. 12, 2010 vs. K.C.
<b>Average Points Scored</b> . . . . .	20.4
<b>Average Points Allowed</b> . . . . .	22.4
<b>Most Points (Combined)</b> . . . . .	83 — Oct. 19, 1986 at K.C.
<b>Fewest Points (Combined)</b> . . . . .	13 — Dec. 13, 2015 at K.C.
<b>Largest Margin of Victory</b> . . . . .	31 — Dec. 12, 2010 vs. K.C.
<b>Most Total Net Yards</b> . . . . .	541 — Sept. 9, 2018 vs. K.C.
<b>Fewest Total Net Yards Allowed</b> . . . . .	67 — Dec. 12, 2010 vs. K.C.
<b>Most First Downs</b> . . . . .	35 — Oct. 19, 1986 at K.C.
<b>Fewest First Downs Allowed</b> . . . . .	5 — Dec. 12, 2010 vs. K.C.
<b>Most Net Passing Yards</b> . . . . .	418 — Sept. 9, 2018 vs. K.C.
<b>Fewest Net Passing Yards Allowed</b> . . . . .	19 — Dec. 12, 2010 vs. K.C.
<b>Most Rushing Yards</b> . . . . .	267 — Sept. 12, 1976 at K.C.
<b>Fewest Rushing Yards Allowed</b> . . . . .	27 — Sept. 29, 1963 vs. K.C.
<b>Most Takeaways</b> . . . . .	8 — Sept. 20, 1981 at K.C.
<b>Fewest Giveaways</b> . . . . .	0 — Last: Sept. 29, 2024 vs. K.C.

## MOST RECENT SINGLE-GAME HIGHS

Category	Date	Opp.	Player	No.
<b>Completions</b>	Dec. 22, 1985	at K.C.	M.Herrmann	37
<b>Comp. Pct.*</b>	Nov. 1, 2012	vs. K.C.	P.Rivers	90.0
<b>Passing Yards</b>	Sept. 9, 2018	vs. K.C.	P.Rivers	424
<b>Passing TDs</b>	Sept. 15, 2022	at K.C.	J.Herbert	3
<b>Passer Rating*</b>	Sept. 20, 1063	at K.C.	T.Rote	143.4
<b>Rushing Yards</b>	Dec. 18, 1988	vs. K.C.	G.Anderson	217
<b>Rushing TDs</b>	Sept. 11, 2016	at K.C.	M.Gordon	2
<b>Receptions</b>	Dec. 11, 1983	vs. K.C.	K.Winslow	14
<b>Receiving Yards</b>	Oct. 20, 1963	at K.C.	L.Alworth	232
<b>Receiving TDs</b>	Oct. 30, 2005	vs. K.C.	A.Gates	3
<b>Scrim. Yards</b>	Oct. 20, 1963	at K.C.	L.Alworth	232
<b>Scrim. TDs</b>	Dec. 13, 2018	at K.C.	M.Williams	3
<b>Tackles</b>	Dec. 24, 2005	at K.C.	D.Edwards	18
<b>Sacks</b>	Sept. 24, 2017	vs. K.C.	M.Ingram	3.0
<b>Interceptions</b>	Oct. 31, 2011	at K.C.	E.Weddle	2
<b>FG Made</b>	Sept. 29, 1996	vs. K.C.	J.Carney	5
<b>Net Punt Avg.**</b>	Sept. 17, 2000	at K.C.	D.Bennett	57.0

\*Min. 20 Pass Attempts

\*\*Min. Three Punts

## ALL-TIME GAMES AGAINST CHIEFS

Date	Opponent	Result	Venue
Sept. 10, 1960 . . .	vs. Dallas . . . . .	W, 21-20 . . . . .	L.A. Memorial Coliseum
Sept. 25, 1960 . . .	at Dallas . . . . .	L, 17-0 . . . . .	Cotton Bowl
Sept. 10, 1961 . . .	at Dallas . . . . .	W, 26-10 . . . . .	Cotton Bowl
Nov. 19, 1961 . . .	vs. Dallas . . . . .	W, 24-14 . . . . .	Balboa Stadium
Oct. 7, 1962 . . . .	vs. Dallas . . . . .	W, 32-28 . . . . .	Balboa Stadium
Dec. 16, 1962 . . .	at Dallas . . . . .	L, 26-17 . . . . .	Cotton Bowl
Sept. 29, 1963 . . .	vs. Kansas City . . .	W, 24-10 . . . . .	Balboa Stadium
Oct. 20, 1963 . . .	at Kansas City . . .	W, 38-17 . . . . .	K.C. Municipal Stadium
Nov. 15, 1964 . . .	at Kansas City . . .	W, 28-14 . . . . .	K.C. Municipal Stadium
Dec. 13, 1964 . . .	vs. Kansas City . . .	L, 49-6 . . . . .	Balboa Stadium
Sept. 26, 1965 . . .	vs. Kansas City . . .	T, 10-10 . . . . .	Balboa Stadium
Nov. 14, 1965 . . .	at Kansas City . . .	L, 31-7 . . . . .	K.C. Municipal Stadium
Nov. 6, 1966 . . . .	at Kansas City . . .	L, 24-14 . . . . .	K.C. Municipal Stadium
Dec. 18, 1966 . . .	vs. Kansas City . . .	L, 27-17 . . . . .	Balboa Stadium
Oct. 15, 1967 . . .	vs. Kansas City . . .	W, 45-31 . . . . .	San Diego Stadium
Nov. 19, 1967 . . .	at Kansas City . . .	W, 17-16 . . . . .	K.C. Municipal Stadium
Oct. 27, 1968 . . .	at Kansas City . . .	L, 27-20 . . . . .	K.C. Municipal Stadium
Dec. 8, 1968 . . . .	vs. Kansas City . . .	L, 40-3 . . . . .	San Diego Stadium
Sept. 14, 1969 . . .	vs. Kansas City . . .	L, 27-9 . . . . .	San Diego Stadium
Nov. 9, 1969 . . . .	at Kansas City . . .	L, 27-3 . . . . .	K.C. Municipal Stadium
Nov. 29, 1970 . . .	at Kansas City . . .	L, 26-14 . . . . .	K.C. Municipal Stadium
Dec. 20, 1970 . . .	vs. Kansas City . . .	W, 31-13 . . . . .	San Diego Stadium
Sept. 19, 1971 . . .	vs. Kansas City . . .	W, 21-14 . . . . .	San Diego Stadium
Oct. 10, 1971 . . . .	at Kansas City . . .	L, 31-10 . . . . .	K.C. Municipal Stadium
Oct. 29, 1972 . . .	vs. Kansas City . . .	L, 26-14 . . . . .	San Diego Stadium
Nov. 19, 1972 . . .	at Kansas City . . .	W, 27-17 . . . . .	Arrowhead Stadium
Nov. 4, 1973 . . . .	vs. Kansas City . . .	L, 19-0 . . . . .	San Diego Stadium
Dec. 16, 1973 . . .	at Kansas City . . .	L, 33-6 . . . . .	Arrowhead Stadium
Oct. 27, 1974 . . .	vs. Kansas City . . .	L, 24-14 . . . . .	San Diego Stadium
Nov. 10, 1974 . . .	at Kansas City . . .	W, 14-7 . . . . .	Arrowhead Stadium
Oct. 19, 1975 . . .	vs. Kansas City . . .	L, 12-10 . . . . .	San Diego Stadium
Dec. 7, 1975 . . . .	at Kansas City . . .	W, 28-20 . . . . .	Arrowhead Stadium
Sept. 12, 1976 . . .	at Kansas City . . .	W, 30-16 . . . . .	Arrowhead Stadium
Nov. 28, 1976 . . .	vs. Kansas City . . .	L, 23-20 . . . . .	San Diego Stadium
Sept. 25, 1977 . . .	at Kansas City . . .	W, 23-7 . . . . .	Arrowhead Stadium
Oct. 23, 1977 . . .	vs. Kansas City . . .	L, 21-16 . . . . .	San Diego Stadium
Nov. 12, 1978 . . .	vs. Kansas City . . .	W, 29-23 (OT) . . .	San Diego Stadium
Nov. 26, 1978 . . .	at Kansas City . . .	L, 23-0 . . . . .	Arrowhead Stadium
Nov. 4, 1979 . . . .	at Kansas City . . .	W, 20-14 . . . . .	Arrowhead Stadium
Nov. 25, 1979 . . .	vs. Kansas City . . .	W, 28-7 . . . . .	San Diego Stadium
Sept. 28, 1980 . . .	at Kansas City . . .	W, 24-7 . . . . .	Arrowhead Stadium
Nov. 16, 1980 . . .	vs. Kansas City . . .	W, 20-7 . . . . .	Jack Murphy Stadium
Sept. 20, 1981 . . .	at Kansas City . . .	W, 42-31 . . . . .	Arrowhead Stadium
Nov. 1, 1981 . . . .	vs. Kansas City . . .	W, 22-20 . . . . .	Jack Murphy Stadium
Sept. 19, 1982 . . .	at Kansas City . . .	L, 19-12 . . . . .	Arrowhead Stadium
Sept. 12, 1983 . . .	at Kansas City . . .	W, 17-14 . . . . .	Arrowhead Stadium
Dec. 11, 1983 . . .	vs. Kansas City . . .	W, 41-38 . . . . .	Jack Murphy Stadium
Oct. 14, 1984 . . .	at Kansas City . . .	L, 31-13 . . . . .	Arrowhead Stadium
Dec. 16, 1984 . . .	vs. Kansas City . . .	L, 42-21 . . . . .	Jack Murphy Stadium
Oct. 13, 1985 . . .	vs. Kansas City . . .	W, 31-20 . . . . .	Jack Murphy Stadium
Dec. 22, 1985 . . .	at Kansas City . . .	L, 38-34 . . . . .	Arrowhead Stadium
Oct. 19, 1986 . . .	at Kansas City . . .	L, 42-41 . . . . .	Arrowhead Stadium
Nov. 2, 1986 . . . .	vs. Kansas City . . .	L, 24-23 . . . . .	Jack Murphy Stadium

# CHARGERS-CHIEFS SERIES HISTORY

## ALL-TIME GAMES AGAINST CHIEFS

Date	Opponent	Result	Venue
Sept. 13, 1987	... at Kansas City	... L, 20-13	Arrowhead Stadium
Oct. 25, 1987	... vs. Kansas City	... W, 42-21	Jack Murphy Stadium
Sept. 25, 1988	... at Kansas City	... W, 24-23	Arrowhead Stadium
Dec. 18, 1988	... vs. Kansas City	... W, 24-13	Jack Murphy Stadium
Sept. 24, 1989	... vs. Kansas City	... W, 21-6	Jack Murphy Stadium
Dec. 17, 1989	... at Kansas City	... W, 20-13	Arrowhead Stadium
Nov. 18, 1990	... at Kansas City	... L, 27-10	Arrowhead Stadium
Dec. 23, 1990	... vs. Kansas City	... L, 24-21	Jack Murphy Stadium
Sept. 29, 1991	... vs. Kansas City	... L, 14-13	Jack Murphy Stadium
Dec. 8, 1991	... at Kansas City	... L, 20-17 (OT)	Arrowhead Stadium
Sept. 6, 1992	... vs. Kansas City	... L, 24-10	Jack Murphy Stadium
Nov. 8, 1992	... at Kansas City	... L, 16-14	Arrowhead Stadium
Jan. 2, 1993	... vs. Kansas City*	... W, 17-0	Jack Murphy Stadium
Oct. 17, 1993	... vs. Kansas City	... L, 17-14	Jack Murphy Stadium
Dec. 19, 1993	... at Kansas City	... L, 28-24	Arrowhead Stadium
Oct. 9, 1994	... vs. Kansas City	... W, 20-6	Jack Murphy Stadium
Nov. 13, 1994	... at Kansas City	... W, 14-13	Arrowhead Stadium
Oct. 9, 1995	... at Kansas City	... L, 29-23 (OT)	Arrowhead Stadium
Nov. 12, 1995	... vs. Kansas City	... L, 22-7	Jack Murphy Stadium
Sept. 29, 1996	... vs. Kansas City	... W, 22-19	Jack Murphy Stadium
Nov. 24, 1996	... at Kansas City	... W, 28-14	Arrowhead Stadium
Oct. 16, 1997	... at Kansas City	... L, 31-3	Arrowhead Stadium
Dec. 14, 1997	... vs. Kansas City	... L, 29-7	Qualcomm Stadium
Sept. 20, 1998	... at Kansas City	... L, 23-7	Arrowhead Stadium
Nov. 22, 1998	... vs. Kansas City	... W, 38-37	Qualcomm Stadium
Oct. 3, 1999	... vs. Kansas City	... W, 21-14	Qualcomm Stadium
Oct. 31, 1999	... at Kansas City	... L, 34-0	Arrowhead Stadium
Sept. 17, 2000	... at Kansas City	... L, 42-10	Arrowhead Stadium
Nov. 26, 2000	... vs. Kansas City	... W, 17-16	Qualcomm Stadium
Nov. 4, 2001	... vs. Kansas City	... L, 25-20	Qualcomm Stadium
Dec. 23, 2001	... at Kansas City	... L, 20-17	Arrowhead Stadium
Oct. 13, 2002	... vs. Kansas City	... W, 35-34	Qualcomm Stadium
Dec. 22, 2002	... at Kansas City	... L, 24-22	Arrowhead Stadium
Sept. 7, 2003	... at Kansas City	... L, 27-14	Arrowhead Stadium
Nov. 30, 2003	... vs. Kansas City	... L, 28-24	Qualcomm Stadium
Nov. 28, 2004	... at Kansas City	... W, 34-31	Arrowhead Stadium
Jan. 2, 2005	... vs. Kansas City	... W, 24-17	Qualcomm Stadium
Oct. 30, 2005	... vs. Kansas City	... W, 28-20	Qualcomm Stadium
Dec. 24, 2005	... at Kansas City	... L, 20-7	Arrowhead Stadium
Oct. 22, 2006	... at Kansas City	... L, 30-27	Arrowhead Stadium
Dec. 17, 2006	... vs. Kansas City	... W, 20-9	Qualcomm Stadium

## ALL-TIME GAMES AGAINST CHIEFS

Date	Opponent	Result	Venue
Sept. 30, 2007	.. vs. Kansas City	... L, 30-16	Qualcomm Stadium
Dec. 2, 2007	... at Kansas City	... W, 24-10	Arrowhead Stadium
Nov. 9, 2008	... vs. Kansas City	... W, 20-19	Qualcomm Stadium
Dec. 14, 2008	... at Kansas City	... W, 22-21	Arrowhead Stadium
Oct. 25, 2009	... at Kansas City	... W, 37-7	Arrowhead Stadium
Nov. 29, 2009	... vs. Kansas City	... W, 43-14	Qualcomm Stadium
Sept. 13, 2010	... at Kansas City	... L, 21-14	Arrowhead Stadium
Dec. 12, 2010	... vs. Kansas City	... W, 31-0	Qualcomm Stadium
Sept. 25, 2011	... vs. Kansas City	... W, 20-17	Qualcomm Stadium
Oct. 31, 2011	... at Kansas City	... L, 23-20 (OT)	Arrowhead Stadium
Sept. 30, 2012	... at Kansas City	... W, 37-20	Arrowhead Stadium
Nov. 1, 2012	... vs. Kansas City	... W, 31-13	Qualcomm Stadium
Nov. 24, 2013	... at Kansas City	... W, 41-38	Arrowhead Stadium
Dec. 29, 2013	... vs. Kansas City	... W, 27-24 (OT)	Qualcomm Stadium
Oct. 19, 2014	... vs. Kansas City	... L, 23-20	Qualcomm Stadium
Dec. 28, 2014	... at Kansas City	... L, 19-7	Arrowhead Stadium
Nov. 22, 2015	... vs. Kansas City	... L, 33-3	Qualcomm Stadium
Dec. 13, 2015	... at Kansas City	... L, 10-3	Arrowhead Stadium
Sept. 11, 2016	... at Kansas City	... L, 33-27 (OT)	Arrowhead Stadium
Jan. 1, 2017	... vs. Kansas City	... L, 37-27	Qualcomm Stadium
Sept. 24, 2017	... vs. Kansas City	... L, 24-10	StubHub Center
Dec. 16, 2017	... at Kansas City	... L, 30-13	Arrowhead Stadium
Sept. 9, 2018	... vs. Kansas City	... L, 38-28	StubHub Center
Dec. 13, 2018	... at Kansas City	... W, 29-28	Arrowhead Stadium
Nov. 18, 2019	... vs. Kansas City	... L, 24-17	Estadio Azteca
Dec. 29, 2019	... at Kansas City	... L, 31-21	Arrowhead Stadium
Sept. 20, 2020	.. vs. Kansas City	... L, 23-20 (OT)	SoFi Stadium
Jan. 3, 2021	... at Kansas City	... W, 38-21	Arrowhead Stadium
Sept. 26, 2021	... at Kansas City	... W, 30-24	GEHA Fld. at Arrowhead Stad.
Dec. 16, 2021	... vs. Kansas City	... L, 34-28 (OT)	SoFi Stadium
Sept. 15, 2022	... at Kansas City	... L, 27-24	GEHA Fld. at Arrowhead Stad.
Nov. 20, 2022	... vs. Kansas City	... L, 30-27	SoFi Stadium
Oct. 22, 2023	... at Kansas City	... L, 31-17	GEHA Fld. at Arrowhead Stad.
Jan. 7, 2024	... vs. Kansas City	... L, 13-12	SoFi Stadium
Sept. 29, 2024	.. vs. Kansas City	... L, 17-10	SoFi Stadium

**Known as Dallas Texans (1960-62)**

*^Ties were not counted in winning percentage until the 1972 season.  
Ties prior to 1972 are not calculated into the series winning percentage.  
\*AFC Wild Card*

# CHARGERS SUNDAY NIGHT FOOTBALL HISTORY

## TEAM SUPERLATIVES ON SUNDAY NIGHT

**Most Points Scored** . . . . . 54 — Dec. 8, 1985 vs. Pit.  
**Fewest Points Allowed** . . . . . 3 — Nov. 29, 1992 vs. L.A. Raiders  
**Average Points Scored** . . . . . 23.7  
**Average Points Allowed** . . . . . 23.1  
**Most Points (Combined)** . . . . . 98 — Dec. 8, 1985 vs. Pit.  
**Fewest Points (Combined)** . . . . . 16 — Last: Dec. 1, 1991 vs. L.A. Raiders  
**Largest Margin of Victory** . . . . . 31 — Dec. 28, 2008 vs. Den.  
**Most Total Net Yards** . . . . . 533 — Nov. 21, 2021 vs. Pit.  
**Fewest Total Net Yards Allowed** . . . . . 214 — Dec. 22, 1996 vs. Den.  
**Most First Downs** . . . . . 33 — Nov. 21, 2021 vs. Pit.  
**Fewest First Downs Allowed** . . . . . 12 — Nov. 15, 1987 vs. L.A. Raiders  
**Most Net Passing Yards** . . . . . 391 — Oct. 6, 2013 at Oak.  
**Fewest Net Passing Yards Allowed** . . . . . 122 — Dec. 1, 1991 vs. L.A. Raiders  
**Most Rushing Yards** . . . . . 289 — Dec. 28, 2008 vs. Den.  
**Fewest Rushing Yards Allowed** . . . . . 24 — Nov. 28, 2010 at Ind.  
**Most Takeaways** . . . . . 6 — Nov. 11, 2007 vs. Ind.  
**Fewest Giveaways** . . . . . 0 — Last: Dec. 22, 2022 vs. Mia.

## MOST RECENT SINGLE-GAME HIGHS

Category	Date	Opp./Loc.	Player	No.
Completions	Dec. 11, 2022	vs. Mia.	J.Herbert	39
Comp. Pct.*	Sept. 25, 2005	vs. NYG	D.Brees	86.4
Passing Yards	Oct. 6, 2013	at Oak.	P.Rivers	411
Passing TDs	Oct. 29, 2023	vs. Chi.	J.Herbert	3
Passer Rating*	Oct. 12, 2008	vs. N.E.	P.Rivers	141.9
Rushing Yards	Dec. 17, 2006	vs. K.C.	L.Tomlinson	199
Rushing TDs	Dec. 28, 2008	vs. Den.	L.Tomlinson	3
Receptions	Nov. 26, 2023	vs. Bal.	K.Allen	14
Receiving Yards	Oct. 26, 1980	at Dal.	J.Jefferson	160
Receiving TDs	Nov. 20, 2022	vs. K.C.	J.Palmer	2
Scrim. Yards	Sept. 25, 2005	vs. NYG	L.Tomlinson	220
Scrim. TDs	Nov. 21, 2021	vs. Pit.	A.Ekeler	4
Tackles	Nov. 13, 2022	at S.F.	D.Tranquill	15
Sacks	Dec. 18, 2011	vs. Bal.	A.Barnes	4.0
Interceptions	Nov. 11, 2007	vs. Ind.	A.Cromartie	3
FGs Made	Nov. 28, 2010	at Ind.	N.Kaeding	5
Net Punt Avg.**	Jan. 9, 2022	at L.V.	T.Long	54.0

\*Min. 20 Pass Attempts

\*\*Min. Three Punts

## ALL-TIME SUNDAY NIGHT GAMES

Date	Opponent	Result	Venue
Oct. 26, 1980	at Dallas	L, 42-31	Texas Stadium
Dec. 8, 1985	vs. Pittsburgh	W, 54-44	Jack Murphy Stadium
Nov. 15, 1987	vs. L.A. Raiders*	W, 16-14	Jack Murphy Stadium
Nov. 6, 1988	vs. L.A. Raiders*	L, 13-3	Jack Murphy Stadium
Nov. 12, 1989	vs. L.A. Raiders*	W, 14-12	Jack Murphy Stadium
Nov. 25, 1990	vs. Seattle	L, 13-10 (OT)	Jack Murphy Stadium
Dec. 1, 1991	vs. L.A. Raiders*	L, 9-7	Jack Murphy Stadium
Nov. 29, 1992	vs. L.A. Raiders*	W, 27-3	Jack Murphy Stadium
Nov. 14, 1993	vs. Chicago	L, 16-13	Jack Murphy Stadium
Dec. 12, 1993	vs. Green Bay	L, 20-13	Jack Murphy Stadium
Sept. 4, 1994	at Denver	W, 37-34	Mile High Stadium
Nov. 5, 1995	vs. Miami	L, 24-14	Jack Murphy Stadium
Dec. 1, 1996	vs. New England	L, 45-7	Jack Murphy Stadium
Dec. 22, 1996	vs. Denver	W, 16-10	Jack Murphy Stadium
Nov. 16, 1997	vs. Oakland*	L, 38-13	Qualcomm Stadium
Nov. 30, 1997	vs. Denver	L, 38-28	Qualcomm Stadium
Nov. 29, 1998	vs. Denver	L, 31-16	Qualcomm Stadium
Oct. 29, 2000	vs. Oakland*	L, 15-13	Qualcomm Stadium
Sept. 25, 2005	vs. N.Y. Giants	W, 45-23	Qualcomm Stadium
Dec. 4, 2005	vs. Oakland*	W, 34-10	Qualcomm Stadium
Oct. 8, 2006	vs. Pittsburgh	W, 23-13	Qualcomm Stadium
Nov. 19, 2006	at Denver	W, 35-27	Invesco Field at Mile High
Dec. 17, 2006	vs. Kansas City	W, 20-9	Qualcomm Stadium
Sept. 17, 2007	at New England	L, 38-14	Gillette Stadium
Nov. 11, 2007	vs. Indianapolis	W, 23-21	Qualcomm Stadium
Oct. 12, 2008	vs. New England	W, 30-10	Qualcomm Stadium
Nov. 23, 2008	vs. Indianapolis	L, 23-20	Qualcomm Stadium
Dec. 28, 2008	vs. Denver	W, 52-21	Qualcomm Stadium
Oct. 4, 2009	at Pittsburgh	L, 38-28	Heinz Field
Nov. 28, 2010	at Indianapolis	W, 36-14	Lucas Oil Stadium
Dec. 18, 2011	vs. Baltimore	W, 34-14	Qualcomm Stadium
Oct. 7, 2012	at New Orleans	L, 31-24	Mercedes-Benz Superdome
Oct. 6, 2013	at Oakland*	L, 27-17	O.co Coliseum
Dec. 7, 2014	vs. New England	L, 23-14	Qualcomm Stadium
Dec. 2, 2018	at Pittsburgh	W, 33-30	Heinz Field
Oct. 13, 2019	vs. Pittsburgh	L, 24-17	Dignity Health Sports Park
Nov. 21, 2021	vs. Pittsburgh	W, 41-37	SoFi Stadium
Jan. 9, 2022	at Las Vegas	L, 35-32 (OT)	Allegiant Stadium
Nov. 13, 2022	at San Francisco	L, 22-16	Levi's® Stadium
Nov. 20, 2022	vs. Kansas City	L, 30-27	SoFi Stadium
Dec. 11, 2022	vs. Miami	W, 23-17	SoFi Stadium
Oct. 29, 2023	vs. Chicago	W, 30-13	SoFi Stadium
Nov. 26, 2023	vs. Baltimore	L, 20-10	SoFi Stadium
Nov. 17, 2024	vs. Cincinnati	W, 34-27	SoFi Stadium

\*Known as Oakland Raiders (1960-81 and 1995-2019)  
and Los Angeles Raiders (1982-94)

# THE MATCHUP

## AT THE HELM



### JIM HARBAUGH

#### Chargers Head Coach

Overall Record: 57-26-1 (.673)  
 Reg. Season Record: 52-23-1 (.678)  
 Postseason Record: 10-7 (.588)  
 Record vs. K.C.: 1-1 (.500)  
 Away Record (Reg.): 25-13 (.658)

Hometown: Toledo, Oh.  
 College: Michigan '87

Harbaugh brings with him a winning culture, posting a 144-52 record as a collegiate head coach and a 49-22-1 record as an NFL head coach. In four years, he led the San Francisco 49ers to three-straight NFC Championship Games, including an appearance in Super Bowl XLVII.

With a keen eye for talent and an ability to develop players, Harbaugh coached nine eventual first-round selections over his nine-season tenure at Michigan (2015-23). Over the course of his four seasons (2011-14) with San Francisco, Harbaugh coached 17 players to a combined 30 Pro Bowl selections — the second-most Pro Bowlers in the NFL in that time. Eight of those players were also recognized as first-team All-Pro selections from *The Associated Press*, including linebackers Patrick Willis (twice) and NaVorro Bowman (three times).

Prior to being a head coach in the NFL, Harbaugh spent four years at the helm at Stanford University (2007-10) and three at the University of San Diego (2004-06). He turned around a Stanford program that went 1-11 in 2006 and led the Cardinal to 29 wins over his four seasons in Palo Alto, Calif., including a 12-win season that culminated in an Orange Bowl victory in 2010. Harbaugh broke into the head coaching ranks at San Diego, leading the Toreros to a 29-6 record in three years.

Harbaugh played quarterback at the University of Michigan, finishing his career as one of the most efficient passers in college football history. He posted a 21-3-1 record as a starter for the Wolverines, earning first-team All-American honors and finishing third in voting for the Heisman Trophy in 1986. Harbaugh paced the nation in 1985 in passing efficiency rating, while his career passing efficiency rating ranked as the best in NCAA history for more than 12 years following his time at Michigan.



### ANDY REID

#### Chiefs Head Coach

Overall Record: 295-161-1 (.642)  
 Reg. Season Record: 269-145-1 (.644)  
 Postseason Record: 26-16 (.619)  
 Record vs. L.A.C.: 20-6 (.792)  
 Home Record (Reg.): 129-74 (.635)

Hometown: Los Angeles, Calif.  
 College: BYU — '81

Andy Reid enters his 12th season at the helm of the Kansas City Chiefs in 2024. He was hired as the club's 13th head coach in franchise history on January 7, 2013.

Entering his 26th season as an NFL head coach, Reid owns a 258-144-1 regular season record and adds a 26-16 postseason record, giving him 284 total wins, which ranks fourth in NFL history and first among active head coaches. Reid is a three-time Super Bowl Champion. In 2019, his squad beat the San Francisco 49ers 31-20 in Super Bowl LIV. Just three seasons later, he led his team to back-to-back Super Bowl victories in 2022 and 2023, marking the first time a club has won back-to-back Super Bowls in two decades. The Chiefs beat the Philadelphia Eagles 38-35 in Super Bowl LVII followed by a 25-22 overtime victory over the San Francisco 49ers in Super Bowl LVIII.

Reid joined the Chiefs after 14 seasons as Head Coach/Executive Vice President of Football Operations of the Philadelphia Eagles where he compiled a 130-93-1 (.583) regular season record. Including his years as an assistant coach, Reid's teams have made the playoffs 25 times (35-21 record). He has coached in seven Super Bowls and 14 Championship Games (8 NFC, 6 AFC), including being the first coach in NFL history to coach in five-consecutive home Conference Championship Games (2018-22). He owns three NFL Coach of the Year honors.

A native of Los Angeles, Reid prepped at John Marshall High School in Los Angeles and went on to go to Glendale (Calif.) Junior College before attending BYU. Reid has been inducted into the Marshall High School Athletic Hall of Fame, as well as the Glendale Junior College Hall of Fame.

## 2024 REGULAR SEASON TEAM RANKINGS



8-4  
 2nd (AFC West)

11-1  
 1st (AFC West)

### OFFENSE (NFL RANK)

21.7 (18th) . . . . . Points Per Game . . . . . 24.1 (11th)  
 311.3 (24th) . . . . . Net Yds. Per Game . . . . . 341.6 (15th)  
 112.9 (18th) . . . . . Net Rushing Yds. Per Game . . . . . 111.8 (19th)  
 198.4 (24th) . . . . . Net Passing Yds. Per Game . . . . . 229.8 (12th)  
 5.32 (18th) . . . . . Scrimmage Yds. Per Play . . . . . 5.19 (22nd)  
 1/0 . . . . . Opp. Interceptions/Return Yds. . . . . 11/130  
 35/197 . . . . . Sacks Allowed/Yds. . . . . 32/222  
 15/5 . . . . . Fumbles/Lost . . . . . 7/3  
 37.74% (18th) . . . . . Third Down Pct. . . . . 51.83% (1st)  
 53.33% (T-21st) . . . . . Red Zone TD Pct. . . . . 52.08% (24th)  
 30:01 (18th) . . . . . Time of Possession Avg. . . . . 32:02 (4th)  
 6 (1st) . . . . . Giveaways . . . . . 14 (T-14th)

### DEFENSE (NFL RANK)

15.7 (1st) . . . . . Points Per Game . . . . . 19.6 (8th)  
 325.8 (14th) . . . . . Net Yds. Per Game . . . . . 311.9 (8th)  
 119.4 (14th) . . . . . Net Rushing Yds. Per Game . . . . . 87.8 (3rd)  
 206.4 (10th) . . . . . Net Passing Yds. Per Game . . . . . 224.1 (23rd)  
 5.24 (9th) . . . . . Scrimmage Yds. Per Play . . . . . 5.30 (10th)  
 13/151 . . . . . Interceptions/ Return Yds. . . . . 6/52  
 36/184 . . . . . Sacks/Yds. . . . . 24/134  
 8/4 . . . . . Opp. Fumbles/Lost . . . . . 14/4  
 33.33% (T-2nd) . . . . . Third Down Pct. . . . . 39.46% (18th)  
 42.86% (3rd) . . . . . Red Zone TD Pct. . . . . 51.28% (10th)  
 17 (T-10th) . . . . . Takeaways . . . . . 10 (T-26th)

+11 (3rd) . . . . . TURNOVER MARGIN . . . . . -4 (T-22nd)

### SPECIAL TEAMS (NFL RANK)

47.3 (19th) . . . . . Punts-Avg. Yds. (Gross) . . . . . 49.1 (10th)  
 42.7 (11th) . . . . . Punts-Avg. Yds. (Net) . . . . . 40.6 (24th)  
 13.6 (4th) . . . . . Punt Returns-Avg. Per. . . . . 10.2 (13th)  
 9.1 (17th) . . . . . Punt Returns-Avg. Per Allowed. . . . . 11.8 (23rd)  
 30.7 (4th) . . . . . Kickoff Returns-Avg. Per . . . . . 26.9 (18th)  
 28.5 (23rd) . . . . . Kickoff Returns-Avg. Per Allowed. . . . . 29.7 (26th)  
 27/29 (T-5th) . . . . . Field Goals Made/Attempted. . . . . 25/28 (T-8th)

### PENALTIES (NFL RANK)

67/506 (T-27th) . . . . . Penalties Against/Yds. . . . . 68/576 (26th)

# THE MATCHUP

## WITHIN STRIKING DISTANCE

### OLB Joey Bosa

- Needs a strip sack to be the first player to reach 10 since the beginning of the 2021 season.

### WR Derius Davis

- Needs a kickoff return for a touchdown to be the second player to return both a punt and a kickoff for a score in the last four seasons.

### OLB Bud Dupree

- With a start on Sunday, would reach 100 career starts.

### DL Poona Ford

- Needs an interception to be the second interior defensive lineman with multiple picks in a season over the last 10 years.

### LB Daiyan Henley

- Needs 10 tackles to extend his streak of games with 10-plus tackles to seven consecutive, which would tie for the third-longest streak by any NFL player since the turn of the century.

### QB Justin Herbert

- Needs 226 passing yards to reach 20,000 for his career.
  - With Sunday marking Herbert's 75th career game, he would become the fifth-fastest player in history to eclipse 20,000 passing yards.
  - Herbert would be 26 years, 273 days old on Sunday, becoming the third-youngest player in NFL history to eclipse 20,000 passing yards.
- Needs to throw at least 15 passes and zero interceptions to record his 11th consecutive game without an interception thrown (min. 15 att.), tying for the longest streak in a single season in NFL history.
- Needs three passing touchdowns to be just the sixth player in NFL history with 130 or more passing scores within the first five seasons of a career.
- Needs a 300-yard performance for the 27th of his career to pass Hall of Fame QB Dan Marino and QB Andrew Luck and tie QB Jameis Winston for the third-most by any player through their first five pro seasons.

### WR Quentin Johnston

- Needs 66 receiving yards to reach 432 on the year and set a single-season career-high.
- Needs four receiving touchdowns to reach 10 on the season and be the first Charger to do so since 2018.

### OLB Khalil Mack

- Needs 4.0 sacks to reach 110.0 and surpass Miami DT Calais Campbell for the third-most among active NFL players.
- Needs 4.0 sacks to reach 110.0 for his career and be just the third active player to eclipse that mark.

### WR Ladd McConkey

- Needs 14 receptions to reach 72 on the season and set the Chargers' single-season rookie record (WR Keenan Allen, 71 receptions in 2013).
- Needs 100 receiving yards to register his fourth 100-yard game of the season, good for the second-most by a rookie in Chargers history.

## 2024 INDIVIDUAL LEADERS



8-4  
2nd (AFC West)



11-1  
1st (AFC West)

### PASSING YARDS

Herbert . . . . .	2,551	Mahomes . . . . .	2,979
Heinicke . . . . .	24		

### RUSHING YARDS

Dobbins . . . . .	766	Hunt . . . . .	592
Edwards . . . . .	238	Mahomes . . . . .	231
Herbert . . . . .	212	Pacheco . . . . .	179

### RECEIVING YARDS

McConkey . . . . .	815	Kelce . . . . .	637
Palmer . . . . .	414	Worthy . . . . .	407
Dissly . . . . .	399	Gray . . . . .	373
Johnston . . . . .	366	Hopkins . . . . .	325

### POINTS SCORED

Dicker . . . . .	102	Butker . . . . .	75
Dobbins . . . . .	48	Worthy . . . . .	36
Johnston . . . . .	36	Hunt . . . . .	30

### INTERCEPTIONS

Molden . . . . .	3	Conner . . . . .	2
Still . . . . .	3	Reid . . . . .	1
Seven others . . . . .	1	Four others . . . . .	1

### SACKS

Tuipulotu . . . . .	7.0	Karlaftis . . . . .	5.0
Dupree . . . . .	5.0	Jones . . . . .	5.0
Mack . . . . .	4.5	Wharton . . . . .	2.5

### TACKLES (SOLO)

Henley . . . . .	109 (64)	Bolton . . . . .	84 (58)
James Jr. . . . .	75 (45)	Reid . . . . .	68 (46)
Perryman . . . . .	54 (38)	Tranquill . . . . .	66 (37)
Molden . . . . .	54 (29)	Cook . . . . .	60 (43)

### KICKOFF RETURNS (AVG.)

Davis . . . . .	7 (31.3)	Steele . . . . .	5 (27.6)
-----------------	----------	------------------	----------

### PUNT RETURNS (AVG.); FC

Davis . . . . .	13 (14.6); 17	Hardman . . . . .	20 (10.2); 9
-----------------	---------------	-------------------	--------------

### FIELD GOALS

Dicker . . . . .	27-29 (93.1%)	Butker . . . . .	18-20 (90.0%)
------------------	---------------	------------------	---------------

### PUNTS (GROSS/NET AVG.)

Scott . . . . .	58 (47.3/42.7)	Araiza . . . . .	37 (49.1/40.6)
-----------------	----------------	------------------	----------------

\*Player no longer with team.



# CHARGERS-CHIEFS CONNECTIONS

## COLLEGE CONNECTIONS

	LAC	Jim Harbaugh	2015-23
	LAC	Ben Rabe	2019-23
	LAC	Ben Herbert	2018-23
	LAC	RB Hasaan Haskins	2018-21
	KC	LB Josh Uche	2016-19
KC	DE Mike Danna	2019	
	LAC	DL Morgan Fox	2012-15
	KC	DT Mike Pannel	2013
	LAC	FS Marcus Maye	2012-16
	KC	T Jawaan Taylor	2016-18
	KC	T D.J. Humphries	2012-14
	LAC	S Derwin James Jr.	2015-17
	KC	DT Derrick Nnadi	2014-17
	LAC	OL Jamaree Salyer	2018-21
	LAC	WR Ladd McConkey	2020-23
	KC	WR Mecole Hardman	2016-18
	KC	DE Malik Herring	2017-20
	LAC	QB Easton Stick	2014-18
	KC	QB Carson Wentz	2012-15
	LAC	CB Kristian Fulton	2016-19
	LAC	WR DJ Chark Jr.	2014-18
	KC	RB Clyde Edwards-Helaire	2017-19
	LAC	RB Gus Edwards	2013-16
	LAC	LB Denzel Perryman	2011-14
KC	DB Deon Bush	2012-15	
	LAC	Mike Elston	2010-21
	LAC	Chris O'Leary	2018-23
	LAC	Mike Hiestand	2014-15
	LAC	CB Cam Hart	2019-23
	LAC	C Sam Mustipher	2014-18
KC	LB Drue Tranquill	2014-18	
	LAC	T Foster Sarell	2017-20
	KC	S Justin Reid	2015-17
	LAC	Kiel McDonald	2022-23
	LAC	OLB Tuli Tuipulotu	2020-22
	KC	CB Chris Roland-Wallace	2023
	KC	DT Marlon Tuipulotu	2017-20
	LAC	Robert Muschamp	2019-20
	LAC	WR Joshua Palmer	2017-20
	KC	G Trey Smith	2017-20
	KC	OL Wanya Morris	2019-20
	LAC	K Cameron Dicker	2018-21
	KC	DE Charles Omenihu	2015-18
	KC	WR Xavier Worthy	2021-23
	LAC	DB Elijah Molden	2017-20
	LAC	TE Will Dissly	2014-17
	KC	CB Trent McDuffie	2019-21
	KC	CB Keith Taylor	2017-20
	LAC	LB Daiyan Henley	2022
	KC	DB Jaden Hicks	2021-23

Underlined indicates coaching or administrative roles.

## NOTEWORTHY BONDS

Chargers **Head Coach Jim Harbaugh**, **Director of Performance Analytics Ben Rabe**, **Executive Director of Player Performance Ben Herbert** and **RB Hassan Haskins** spent the 2019 season at Michigan with Chiefs **DE Mike Danna** and **LB Josh Uche**. Uche played at Michigan from 2016-2019.

Chiefs **Head Coach Andy Reid** is a native of Los Angeles and attended John Marshall High School. Reid went to Glendale (Calif.) Junior College before attending BYU. Los Angeles **Head of Strength and Conditioning Devin Woodhouse**, who is Reid's son-in-law, spent five seasons in Kansas City from 2014-18.

Los Angeles **OLB Tuli Tuipulotu** and Kansas City **DT Marlon Tuipulotu**, who are brothers, spent the 2020 season together at USC.

Chargers **QB Easton Stick** and Chiefs **QB Carson Wentz** spent two seasons (2014-15) together at North Dakota State. The Bison went 28-3 over that span, claiming the 2014 and 2015 FCS National Championship. Wentz spent the 2022 season in the Washington Commanders quarterback room with Los Angeles **QB Taylor Heinicke**.

Chargers **WR Joshua Palmer** (2017-20) shared an offensive meeting room at Tennessee with Kansas City **G Trey Smith** (2017-20) and **OL Wanya Morris** (2019-20). Chargers **Defensive Quality Control Robert Muschamp** joined Palmer, Smith and Morris on Rocky Top from 2019-20.

Chargers **OLB Khalil Mack** will reunite with Chiefs **Offensive Coordinator Matt Nagy**. From 2018-21, Nagy was the head coach in Chicago and oversaw the defense including Mack. The Bears went on to earn a 12-4 record and the NFC North division title in 2018 with the defense allowing just 283 points in 16 games (17.7 PPG).

Chiefs **Defensive Coordinator Steve Spagnuolo** spent time with Chargers **General Manager Joe Hortiz** when Spagnuolo was the Secondary Coach/Assistant Head Coach in Baltimore from 2013-14.

Chargers **CB Dicaprio Bootle** spent two seasons with the Chiefs from 2021-22.

Chiefs **LB Drue Tranquill** entered the league as a fourth round draft pick (130th overall) by the Chargers in 2019. Kansas City **LB Cole Christiansen** spent two seasons with Los Angeles from 2020-21.

## PRO CONNECTIONS

LS Josh Harris (2012-21)		DT Mike Pannel (2021)
OLB Khalil Mack (2018-21)		Offensive Coordinator Matt Nagy (2018-21)
C Sam Mustipher (2019-22)		DT Mike Pannel (2022)
QB Taylor Heinicke (2017)		DE Charles Omenihu (2019-21)
OL Coach Mike Devlin (2015-20)		WR DeAndre Hopkins (2013-19)
Quality Control/WRs Coach Jeff Carpenter (2015)		S Justin Reid (2018-21)
Run Game Coord./TEs Coach Andy Bischoff (2021)		
WRs Coach Sanjay Lal (2021)		T Jawaan Taylor (2019-22)
P JK Scott (2021)		
WR DJ Chark Jr. (2018-21)		
Asst. GM Chad Alexander (2019-23)		WR Mecole Hardman (2023)
K Cameron Dicker (2022)		DT Marlon Tuipulotu (2021-23)
Passing Game Coord. Marcus Brady (2023)		
OLB Bud Dupree (2015-20)		WR JuJu Smith-Schuster (2017-21)
CB Kristian Fulton (2020-23)		WR DeAndre Hopkins (2023)
DB Elijah Molden (2021-23)		
DL Teair Tart (2020-23)		
RB Hassan Haskins (2022-23)		
QB Taylor Heinicke (2020-22)		QB Carson Wentz (2022)

*Italicized* indicates coaches who were players at the time.

# ASSISTANT COACHES



## RYAN FICKEN

**SPECIAL TEAMS COORDINATOR**

18TH NFL SEASON | 3RD SEASON WITH CHARGERS



## GREG ROMAN

**OFFENSIVE COORDINATOR**

26TH NFL SEASON | 1ST SEASON WITH CHARGERS



## NAVORRO BOWMAN

**LINEBACKERS**

9TH NFL SEASON | 1ST SEASON WITH CHARGERS



## JEFF CARPENTER

**OFFENSIVE QUALITY CONTROL/WIDE RECEIVERS**

1ST NFL SEASON | 1ST SEASON WITH CHARGERS



## SHANE DAY

**QUARTERBACKS**

16TH NFL SEASON | 3RD SEASON WITH CHARGERS



## MIKE ELSTON

**DEFENSIVE LINE**

1ST NFL SEASON | 1ST SEASON WITH CHARGERS



## CHRIS GOULD

**ASSISTANT SPECIAL TEAMS**

10TH NFL SEASON | 3RD SEASON WITH CHARGERS



## MIKE HIESTAND

**DEFENSIVE ASSISTANT**

6TH NFL SEASON | 3RD SEASON WITH CHARGERS



## KIEL McDONALD

**RUNNING BACKS**

1ST NFL SEASON | 1ST SEASON WITH CHARGERS



## ROBERT MUSCHAMP

**DEFENSIVE QUALITY CONTROL**

2ND NFL SEASON | 2ND SEASON WITH CHARGERS



## DYLAN RONEY

**DEFENSIVE ASSISTANT**

1ST NFL SEASON | 1ST SEASON WITH CHARGERS



## MARC TRESTMAN

**SENIOR OFFENSIVE ASSISTANT**

25TH NFL SEASON | 1ST SEASON WITH CHARGERS



## JESSE MINTER

**DEFENSIVE COORDINATOR**

5TH NFL SEASON | 1ST SEASON WITH CHARGERS



## ANDY BISCHOFF

**RUN GAME COORDINATOR/TIGHT ENDS**


12TH NFL SEASON | 1ST SEASON WITH CHARGERS



## MARCUS BRADY

**PASSING GAME COORDINATOR**


7TH NFL SEASON | 1ST SEASON WITH CHARGERS



## STEVE CLINKSCALE

**DEFENSIVE BACKS**

1ST NFL SEASON | 1ST SEASON WITH CHARGERS



## MIKE DEVLIN

**OFFENSIVE LINE**

29TH NFL SEASON | 1ST SEASON WITH CHARGERS



## JONATHAN GOODWIN

**OFFENSIVE ASSISTANT/QUARTERBACKS**

14TH NFL SEASON | 1ST SEASON WITH CHARGERS



## NICK HARDWICK

**ASSISTANT OFFENSIVE LINE**

12TH NFL SEASON | 12TH SEASON WITH CHARGERS



## SANJAY LAL

**WIDE RECEIVERS**

18TH NFL SEASON | 1ST SEASON WITH CHARGERS



## RICK MINTER

**SENIOR DEFENSIVE ANALYST**


4TH NFL SEASON | 1ST SEASON WITH CHARGERS



## CHRIS O'LEARY

**SAFETIES**

1ST NFL SEASON | 1ST SEASON WITH CHARGERS



## PHIL SERCHIA

**OFFENSIVE ASSISTANT**

2ND NFL SEASON | 2ND SEASON WITH CHARGERS



## WILL TUKUAFU

**ASSISTANT DEFENSIVE LINE**

4TH NFL SEASON | 1ST SEASON WITH CHARGERS

# TEAM NOTES

## WELCOME TO L.A.



25 players on Los Angeles' active roster are new this season.

### HOW NEW CHARGERS WERE ACQUIRED

How Acquired	New Players
Draft Selections	6
Undrafted Free Agents/IPP	0
Veteran Free Agents	15
Practice Squad Signings	0
Trades	2
Waiver Claims	2
<b>Totals</b>	<b>25</b>

### NEW CHARGERS ON THE ACTIVE ROSTER

Pos.	Player	Exp.	How Acq.
T	Joe Alt	R	Draft Selection (1-5)
C	Bradley Bozeman	7	Free Agent
WR	DJ Chark Jr.	7	Free Agent
TE	Will Dissly	7	Free Agent
RB	J.K. Dobbins	5	UFA (Baltimore)
OLB	Bud Dupree	10	Free Agent
LB	Troy Dye	5	UFA (Minnesota)
DL	Justin Eboigbe	R	Draft Selection (4-105)
RB	Gus Edwards	7	UFA (Baltimore)
TE	Tucker Fisk	2	Free Agent
DL	Poona Ford	7	UFA (Buffalo)
CB	Kristian Fulton	5	UFA (Tennessee)
CB	Cam Hart	R	Draft Selection (5-140)
RB	Hassan Haskins	3	Waivers (Tennessee)
QB	Taylor Heinicke	7	Trade (Atlanta)
S	Marcus Maye	8	Waivers (Miami)
WR	Ladd McConkey	R	Draft Selection (2-34)
DB	Elijah Molden	4	Trade (Tennessee)
C	Sam Mustipher	5	Free Agent
LB	Denzel Perryman	10	UFA (Houston)
LB	Shaquille Quarterman	5	Free Agent
WR	Jalen Reagor	4	Free Agent
CB	Tarheeb Still	R	Draft Selection (5-137)
DL	Teair Tart	5	Free Agent
RB	Kimani Vidal	R	Draft Selection (6-181)

## COACH LOCATIONS

For the 2024 season, 16 members of the Chargers coaching staff will be down on the sideline while nine others will be up in the booth. The location of each coach can be seen below:

### CHARGERS COACHES DOWN ON THE SIDELINE (16)

Name	Position
Jim Harbaugh	Head Coach
Ryan Ficken	Special Teams Coordinator
Jesse Minter	Defensive Coordinator
Andy Bischoff	Run Game Coordinator/Tight Ends
NaVorro Bowman	Linebackers
Marcus Brady	Passing Game Coordinator
Steve Clinkscale	Defensive Backs
Shane Day	Quarterbacks
Mike Devlin	Offensive Line
Mike Elston	Defensive Line
Jonathan Goodwin	Offensive Assistant/Quarterbacks
Chris Gould	Assistant Special Teams
Nick Hardwick	Assistant Offensive Line
Sanjay Lal	Wide Receivers
Kiel McDonald	Running Backs
Dylan Roney	Defensive Assistant

### CHARGERS COACHES UP IN THE BOOTH (9)

Name	Position
Greg Roman	Offensive Coordinator
Jeff Carpenter	Offensive Quality Control/Wide Receivers
Mike Hiestand	Defensive Assistant
Rick Minter	Senior Defensive Analyst
Robert Muschamp	Defensive Quality Control
Chris O'Leary	Safeties
Phil Serchia	Offensive Assistant
Marc Trestman	Senior Offensive Assistant
Will Tukuafu	Assistant Defensive Line

## TEAM NOTES

### WINNING THE TAKEAWAY BATTLE

The Chargers have recorded 17 takeaways and six giveaways this season, a plus-11 turnover differential that is good for the third-best in the NFL in 2024.

Los Angeles' offense protects the football as well as any team in the NFL, as the six giveaways by the Bolts are good for the fewest in the league.

#### TURNOVER DIFFERENTIAL, NFL, 2024

Rank	Team	TA	GA	Diff.
1.	Buffalo Bills	24	7	+17
2.	Pittsburgh Steelers	25	10	+15
3.	<b>Los Angeles Chargers</b>	<b>17</b>	<b>6</b>	<b>+11</b>
4.	Chicago Bears	19	9	+10
	Houston Texans	24	14	+10

#### GIVEAWAYS LEADERS, NFL, 2024

Rank	Team	Giveaways
1.	<b>Los Angeles Chargers</b>	<b>6</b>
2.	Buffalo Bills	7
3.	Baltimore Ravens	9
	Chicago Bears	9
	Washington Commanders	9
6.	Pittsburgh Steelers	10

### GETTING OFF THE FIELD

The Chargers defense is among the league's best on third down, allowing conversions on 33.3 percent of third-down attempts, ranking No. 1 in the AFC and tying for second in the NFL. Additionally, the Bolts defense has forced the offense into a three-and-out on 32 of the team's 131 defensive drives (24.4 pct.). It's the fourth-highest defensive three-and-out rate in the AFC and ranks No. 5 in the NFL.

#### THIRD DOWN DEFENSE, NFL, 2024

Rank	Team	3D Att.	3D Conv.	3D Pct.
1.	Detroit	139	44	31.7
2.	<b>L.A. Chargers</b>	<b>162</b>	<b>54</b>	<b>33.3</b>
	Philadelphia	144	48	33.3
4.	Pittsburgh	141	48	34.0
5.	Chicago	152	52	34.2

#### DEFENSIVE THREE-AND-OUT PERCENTAGE, NFL, 2024

Rank	Team	Percentage
1.	Pittsburgh Steelers	28.5
2.	Seattle Seahawks	27.0
3.	Miami Dolphins	26.0
4.	New York Jets	25.0
5.	<b>Los Angeles Chargers</b>	<b>24.4</b>
6.	Washington Commanders	23.8

### A TOP DEFENSE

The Chargers rank No. 1 in the NFL in scoring defense in 2024, allowing just 15.7 points per game so far this season.

In each of the first 10 games this season, the Chargers defense held opponents to seven or fewer points in the first half. It was the longest streak since 2001, when the Cleveland Browns held opponents to seven or fewer points in 10 consecutive games. The Bolts have now held opponents to seven or fewer points in the first half 11 times this season.

#### POINTS ALLOWED PER GAME, NFL, 2024

Rank	Team	Points Allowed/Game
1.	<b>Los Angeles Chargers</b>	<b>15.7</b>
2.	Detroit Lions	16.9
3.	Denver Broncos	18.0
4.	Philadelphia Eagles	18.2
5.	Minnesota Vikings	18.3

#### CONSECUTIVE FIRST HALVES WITH SEVEN OR FEWER POINTS ALLOWED, NFL, SINCE 2000

Rank	Seasons	Team	Games
1.	<b>2024</b>	<b>Los Angeles Chargers</b>	<b>10</b>
	2001	Cleveland Browns	10
3.	2011	San Francisco 49ers	8
	2002-03	San Francisco 49ers	8
	2000	Baltimore Ravens	8

### GET AFTER THE QUARTERBACK

The Los Angeles defense gotten after the quarterback this season, ranking tied for No. 6 in the NFL with 36 sacks.

In the month of November, the Bolts defense posted 17 sacks, the most in the AFC and ranking No. 2 in the NFL over that span.

#### SACKS, NFL, 2024

Rank	Team	Sacks
1.	Denver Broncos	47
2.	Houston Texans	42
3.	Baltimore Ravens	41
4.	Minnesota Vikings	39
5.	New York Jets	37
6.	<b>Los Angeles Chargers</b>	<b>36</b>
	New York Giants	36
	Philadelphia Eagles	36
9.	Arizona Cardinals	34
	Dallas Cowboys	34

#### SACKS, NOVEMBER, NFL, 2024

Rank	Team	Sacks
1.	Baltimore Ravens	18
2.	<b>Los Angeles Chargers</b>	<b>17</b>
3.	Baltimore Ravens	15
4.	Arizona Cardinals	14
	Denver Broncos	14
	Los Angeles Rams	14
	Minnesota Vikings	14

# JUSTIN HERBERT

## BIG-TIME PERFORMER

After he set rookie records in 2020 with eight 300-yard games and six three-touchdown performances, **Justin Herbert** continues to put up big-time performances.

Herbert has topped 300 passing yards 26 times in his career, tied for the fourth-most in a player's first five pro seasons in NFL history.

### MOST GAMES WITH 300-PLUS PASSING YARDS, FIRST FIVE SEASONS, NFL HISTORY

Rank	Team	Player	Games
1.	K.C.	QB Patrick Mahomes	31
2.	StL	QB Kurt Warner*	29
3.	T.B.	QB Jameis Winston	27
4.	<b>LAC</b>	<b>QB Justin Herbert</b>	<b>26</b>
	Mia.	QB Dan Marino*	26
	Ind.	QB Andrew Luck	26
7.	LAR	QB Jared Goff	25

*\*Pro Football Hall of Famer*

Herbert has thrown at least three touchdowns in 19 games, tied for No. 6 over a player's first five seasons. He has thrown multiple touchdown passes in 40 career games, tied for the seventh-most by a player through their first five professional seasons.

The fifth-year passer has thrown two or more touchdowns and eclipsed a passer rating of 100 in 29 career games, tied for the third-most by any player through the first five seasons of a career in NFL history.

### MOST GAMES WITH THREE-PLUS TOUCHDOWN PASSES, FIRST FIVE SEASONS, NFL HISTORY

Rank	Team	Player	Games
1.	Mia.	QB Dan Marino*	33
2.	K.C.	QB Patrick Mahomes	28
3.	Cin.	QB Joe Burrow	22
4.	StL	QB Kurt Warner*	21
4.	Buf.	QB Josh Allen	20
6.	<b>LAC</b>	<b>QB Justin Herbert</b>	<b>19</b>
	Ind.	QB Peyton Manning*	19
8.	Atl.	QB Matt Ryan	18
	Cin.	QB Andy Dalton	18
	Dal.	QB Dak Prescott	18

### MOST GAMES WITH MULTIPLE TOUCHDOWN PASSES, FIRST FIVE SEASONS, NFL HISTORY

Rank	Team	Player	Games
1.	Mia.	QB Dan Marino*	50
	K.C.	QB Patrick Mahomes	46
3.	Buf.	QB Josh Allen	45
	Ind.	QB Andrew Luck	45
5.	Ind.	QB Peyton Manning*	43
6.	Cin.	QB Joe Burrow	41
7.	<b>LAC</b>	<b>QB Justin Herbert</b>	<b>40</b>
	Cin.	QB Andy Dalton	40
9.	Atl.	QB Matt Ryan	39
10.	S.F.	QB Jeff Garcia	38

*\*Pro Football Hall of Famer*



## HERBERT AS A PRO

Since entering the NFL, **Justin Herbert** ranks inside the NFL's top five in completions, passing yards, passing touchdowns and combined touchdowns. His 26 games with 300-plus passing yards rank tied for No. 2 in the NFL since 2020.

### PASSING COMPLETIONS, NFL, SINCE 2020

Rank	Team/s	Player	Completions
1.	K.C.	QB Patrick Mahomes	1,954
2.	<b>LAC</b>	<b>QB Justin Herbert</b>	<b>1,826</b>
3.	Buf.	QB Josh Allen	1,779
4.	LAR/Det.	QB Jared Goff	1,735
5.	Min./Atl.	QB Kirk Cousins	1,630

### PASSING YARDS, NFL, SINCE 2020

Rank	Team/s	Player	Passing Yards
1.	K.C.	QB Patrick Mahomes	21,991
2.	Buf.	QB Josh Allen	20,231
3.	<b>LAC</b>	<b>QB Justin Herbert</b>	<b>19,774</b>
4.	LAR/Det.	QB Jared Goff	19,192
5.	Min./Atl.	QB Kirk Cousins	18,416

### PASSING TOUCHDOWNS, NFL, SINCE 2020

Rank	Team/s	Player	Passing Touchdowns
1.	K.C.	QB Patrick Mahomes	162
2.	Buf.	QB Josh Allen	157
3.	Min./Atl.	QB Kirk Cousins	132
4.	G.B./NYJ	QB Aaron Rodgers	130
5.	<b>LAC</b>	<b>QB Justin Herbert</b>	<b>127</b>
	Cin.	QB Joe Burrow	127
7.	Det.	QB Jared Goff	120

### COMBINED TOUCHDOWNS, NFL, SINCE 2020

Rank	Team/s	Player	Combined Touchdowns
1.	Buf.	QB Josh Allen	199
2.	K.C.	QB Patrick Mahomes	171
3.	<b>LAC</b>	<b>QB Justin Herbert</b>	<b>140</b>
4.	Cin.	QB Joe Burrow	138
5.	G.B./NYJ	QB Aaron Rodgers	137
6.	Min./Atl.	QB Kirk Cousins	136

# JUSTIN HERBERT



## COMPLETING RECORDS

After setting the rookie completions record in 2020, **Justin Herbert** has completed 1,826 career passes, the most in NFL history through a player's first five seasons.

### COMPLETIONS, FIRST FIVE SEASONS, NFL HISTORY

Rank	Team	Player	Completions
1.	LAC	QB Justin Herbert	1,826
2.	Oak.	QB Derek Carr	1,759
3.	Ind.	QB Peyton Manning*	1,749
4.	Atl.	QB Matt Ryan	1,654
5.	Mia.	QB Ryan Tannehill	1,653

*\*Pro Football Hall of Famer*

Herbert eclipsed 1,800 career completions in Week 12 during his 73rd career game, tying Kansas City QB Patrick Mahomes as the fastest players to reach that mark in NFL history. The fifth-year passer previously set the all-time records as the fastest player in NFL history to reach 1,000 completions (38th career game) and 1,500 completions (57th career game).

### FEWEST GAMES TO 1,800 COMPLETIONS, NFL HISTORY

Rank	Team/s	Player	Games
1.	LAC	QB Justin Herbert	73
	K.C.	QB Patrick Mahomes	73
2.	Det.	QB Matthew Stafford	75
3.	Ind.	QB Andrew Luck	79
	StL/Phi./Min.	QB Sam Bradford	79
	Was./Min.	QB Kirk Cousins	79

Herbert completed the second-most passes ever by any player before turning 26 years old and currently has the third-most completions in history by any player before turning 27 years old.

### COMPLETIONS BEFORE TURNING 27 YEARS OLD, NFL HISTORY

Rank	Team/s	Player	Completions
1.	N.E.	QB Drew Bledsoe	1,887
2.	Det.	QB Matthew Stafford	1,848
3.	LAC	QB Justin Herbert	1,826
4.	Ind.	QB Peyton Manning*	1,749
5.	LAR/Det.	QB Jared Goff	1,667
6.	Buf.	QB Josh Allen	1,604
	K.C.	QB Patrick Mahomes	1,604

*\*Pro Football Hall of Famer*

## ELITE ON THIRD DOWN

**Justin Herbert** has been among the best passers on third down this season. He is tied for No. 5 in the NFL with seven passing touchdowns on third down in 2024, while his 103.5 passer rating ranks No. 7 among NFL passers with 50 third-down passing attempts.

### PASSING TOUCHDOWNS, THIRD DOWN, NFL, 2024

Rank	Team	Player	Passing Touchdowns
1.	Cin.	QB Joe Burrow	10
	K.C.	QB Patrick Mahomes	10
3.	Bal.	QB Lamar Jackson	8
	G.B.	QB Jordan Love	8
5.	LAC	QB Justin Herbert	7
	Buf.	QB Josh Allen	7
	Den.	QB Bo Nix	7
	NYJ	QB Aaron Rodgers	7
9.	—	Four Other Players	6

### PASSER RATING, THIRD DOWN, MIN. 50 ATT., NFL, 2024

Rank	Team	Player	Passer Rating
1.	K.C.	QB Patrick Mahomes	122.1
2.	N.O.	QB Derek Carr	120.0
3.	Det.	QB Jared Goff	116.7
4.	Bal.	QB Lamar Jackson	115.8
5.	Cin.	QB Joe Burrow	112.1
6.	Pit.	QB Russell Wilson	104.1
7.	LAC	QB Justin Herbert	103.5
8.	Buf.	QB Josh Allen	96.4

## A STRONG START

In each of the team's first 10 games this season, **Justin Herbert** registered a passer rating of at least 90.0 — becoming the fifth player ever to do so in the first 10 games of a season.

### CONSECUTIVE GAMES TO START A SEASON WITH 90.0 PASSER RATING OR HIGHER, NFL HISTORY

Rank	Season	Team	Player	Games
1.	2004	Ind.	QB Peyton Manning <sup>^††</sup>	15
2.	2018	LAC	QB Philip Rivers*	13
	2011	G.B.	QB Aaron Rodgers <sup>^††</sup>	13
4.	2007	N.E.	QB Tom Brady <sup>^††</sup>	11
5.	2024	LAC	QB Justin Herbert	10
	2013	Den.	QB Peyton Manning <sup>^††</sup>	10

<sup>^</sup>Associated Press Most Valuable Player

<sup>†</sup>Pro Bowl Selection

<sup>††</sup>Associated Press First-Team All-Pro

# JUSTIN HERBERT

## PROTECTING THE FOOTBALL

This season, **Justin Herbert** has thrown 13 touchdowns to just one interception — registering a 13.0 touchdown-to-interception ratio, which ranks No. 3 in NFL history in a single season among players with at least 300 passing attempts.

Herbert became just the third player in NFL history to have 10-straight games without an interception in a single season (min. 15 att. in each game). He also is just the second player in NFL history to have at least 2,500 passing yards and one-or-fewer interceptions through the first 12 games of a season (QB Aaron Rodgers, 2018).

### TOUCHDOWN TO INTERCEPTION RATIO, MIN. 300 ATT., SINGLE SEASON, NFL HISTORY

Rank	Season	Team	Player	Ratio
1.	2016	N.E.	QB Tom Brad	14.0
2.	2013	Phi.	QB Nick Foles*	13.5
<b>3.</b>	<b>2024</b>	<b>LAC</b>	<b>QB Justin Herbert</b>	<b>13.0</b>
5.	2018	G.B.	QB Aaron Rodgers	12.5

### CONSECUTIVE GAMES WITHOUT AN INTERCEPTION, MIN. 15 ATTEMPTS IN EACH GAME, NFL, 2024

Rank	Season	Team	Player	Consecutive Games
1.	2010	N.E.	QB Tom Brady	11
<b>2.</b>	<b>2024</b>	<b>LAC</b>	<b>QB Justin Herbert</b>	<b>10</b>
	2018	Oak.	QB Derek Carr	10

Herbert has thrown 305 passes since his last interception on Sept. 15, 2024, tied for the ninth-longest streak in NFL history.

The 305 pass attempts without an interception is a team record, breaking his own previous team record, where he threw 233 consecutive passes without an interception.

### CONSECUTIVE PASS ATTEMPTS WITHOUT AN INTERCEPTION, NFL HISTORY

Rk.	Team	Quarterback	Dates	Consec. Attempts
1.	G.B.	Aaron Rodgers	Sept. 30, 2018-Dec. 16, 2018	402
2.	T.B.	Tom Brady	Sept. 11, 2022-Nov. 13, 2022	399
3.	Det.	Jared Goff	Nov. 6, 2022-Sept. 17, 2023	383
4.	N.E.	Tom Brady	Oct. 17, 2010-Nov. 12, 2011	358
5.	Oak.	Derek Carr	Oct. 7, 2018-Dec. 30, 2018	332
6.	L.V.	Derek Carr	Dec. 1, 2019-Nov. 11, 2020	316
7.	K.C.	Alex Smith	Sept. 28, 2015-Dec. 13, 2015	312
8.	Cle.	Bernie Kosar	Dec. 16, 1990-Nov. 10, 1991	308
<b>9.</b>	<b>LAC</b>	<b>Justin Herbert</b>	<b>Sept. 15, 2024-Present</b>	<b>305</b>
	N.O.	Drew Brees	Dec. 6, 2015-Sept. 26, 2016	305

### CONSECUTIVE PASS ATTEMPTS WITHOUT AN INTERCEPTION, CHARGERS HISTORY

Rank	Quarterback	Dates	Consec. Attempts
<b>1.</b>	<b>Justin Herbert</b>	<b>Sept. 15, 2024-Present</b>	<b>305</b>
<b>2.</b>	<b>Justin Herbert</b>	<b>Dec. 26, 2022-Oct. 1, 2023</b>	<b>233</b>
3.	Drew Brees	Oct. 17, 2004-Dec. 5, 2004	194
4.	Philip Rivers	Nov. 27, 2011-Dec. 24, 2011	170
5.	Dan Fouts	Sept. 27, 1981-Oct. 25, 1981	168

## HERBERT SETS PASSING YARDS RECORD

In 2023, **Justin Herbert** set the record for passing yards through a player's first four seasons (17,223). His 19,774 career passing yards rank No. 2 in NFL history through the first five seasons of a career. Herbert is also the only player ever to eclipse 4,000 yards in each of his first three years and the only player to top 4,500 yards in two of his first three seasons.

### PASSING YARDS, FIRST FIVE SEASONS, NFL HISTORY

Rank	Team	Player	Passing Yards
1.	Ind.	QB Peyton Manning*	20,618
<b>2.</b>	<b>LAC</b>	<b>QB Justin Herbert</b>	<b>19,774</b>
3.	T.B.	QB Jameis Winston	19,737
4.	Mia.	QB Dan Marino*	19,422
5.	Ind.	QB Andrew Luck	19,078

\*Pro Football Hall of Famer

Herbert topped 15,000 passing yards in his 52nd career game, becoming the second-fastest player in history to eclipse that mark. He currently has 19,774 yards and can be among the fastest and youngest players ever to reach 20,000 passing yards.

### FEWEST GAMES TO 20,000 PASSING YARDS, NFL HISTORY

Rank	Team/s	Player	Games
1.	K.C.	QB Patrick Mahomes	67
2.	Det.	QB Matthew Stafford	71
3.	Mia.	QB Dan Marino*	74
	Ind.	QB Andrew Luck	74
5.	StL/NYG/Ari.	QB Kurt Warner*	76
	Was./Min.	QB Kirk Cousins	76
—	<b>LAC</b>	<b>QB Justin Herbert</b>	<b>74</b>

### YOUNGEST PLAYERS TO REACH 20,000 CAREER PASSING YARDS, NFL HISTORY

Rank	Team/s	Player	Age (Years-Days)
1.	N.E.	QB Drew Bledsoe	26-253
2.	Ind.	QB Peyton Manning*	26-266
3.	Det.	QB Matthew Stafford	26-282
4.	Mia.	QB Dan Marino*	27-3
5.	K.C.	QB Patrick Mahomes	27-15
6.	LAR/Det.	QB Jared Goff	27-17
7.	Buf.	QB Josh Allen	27-154
—	<b>LAC</b>	<b>QB Justin Herbert</b>	<b>26-273<sup>^</sup></b>

\*Pro Football Hall of Famer

<sup>^</sup>26 years, 260 days old on Dec. 8, 2024

# JUSTIN HERBERT

## TOUCHDOWN MACHINE

After setting the all-time rookie record with 31 touchdown passes in 2020, **Justin Herbert** joined Hall of Famer Peyton Manning as the only players ever to throw 25 touchdown passes in each of their first three seasons.

Herbert has now thrown for 127 career passing scores, tied for No. 6 in NFL history through the first five seasons of a career. In 2023, he eclipsed 100 career touchdown passes in Week 3, making him the fifth-fastest (52 games) and fourth-youngest (25 years, 198 days) to eclipse that mark.

### PASSING TOUCHDOWNS, FIRST FIVE SEASONS, NFL HISTORY

Rank	Team	Player	Passing Touchdowns
1.	Mia.	QB Dan Marino*	168
2.	K.C.	QB Patrick Mahomes	151
3.	Ind.	QB Peyton Manning*	138
	Buf.	QB Josh Allen	138
5.	Ind.	QB Andrew Luck	132
<b>6.</b>	<b>LAC</b>	<b>QB Justin Herbert</b>	<b>127</b>
	Atl.	QB Matt Ryan	127
	Cin.	QB Joe Burrow	127
	Sea.	QB Russell Wilson	127
10.	Cin.	QB Andy Dalton	124

### FEWEST GAMES TO 100 PASSING TOUCHDOWNS, NFL HISTORY

Rank	Team	Player	Games
1.	K.C.	QB Patrick Mahomes	40
2.	Mia.	QB Dan Marino*	44
3.	StL	QB Kurt Warner*	50
4.	Bal.	QB Johnny Unitas*	51
<b>5.</b>	<b>LAC</b>	<b>QB Justin Herbert</b>	<b>52</b>
6.	Hou.	QB Deshaun Watson	53

### YOUNGEST PLAYERS TO REACH 100 CAREER PASSING TOUCHDOWNS, NFL HISTORY

Rank	Team	Player	Age (Years-Days)
1.	Mia.	QB Dan Marino*	24-357
2.	K.C.	QB Patrick Mahomes	25-52
3.	Hou.	QB Deshaun Watson	25-104
<b>4.</b>	<b>LAC</b>	<b>QB Justin Herbert</b>	<b>25-198</b>
5.	Buf.	QB Josh Allen	25-219
6.	Ind.	QB Peyton Manning*	25-232

\*Pro Football Hall of Famer

## CAPTAIN COMEBACK

**Justin Herbert** has led the Bolts to 11 career come-from-behind victories in the fourth quarter or overtime.

### HERBERT'S FOURTH QUARTER/OVERTIME COMEBACK WINS

Date	Opponent	4Q/OT Deficit	Result
Dec. 17, 2020	at Las Vegas	24-27 (OT)	W, 30-27 (OT)
Sept. 12, 2021	at Washington	13-16	W, 20-16
Sept. 26, 2021	at Kansas City	21-24	W, 30-24
Oct. 10, 2021	vs. Cleveland	35-42	W, 47-42
Nov. 7, 2021	at Philadelphia	16-17	W, 27-24
Nov. 21, 2021	vs. Pittsburgh	34-37	W, 37-34
Oct. 9, 2022	at Cleveland	27-28	W, 30-28
Oct. 17, 2022	vs. Denver	13-16	W, 19-16 (OT)
Nov. 6, 2022	at Atlanta	14-17	W, 20-17
Nov. 27, 2022	at Arizona	17-24	W, 25-24
Sept. 24, 2023	at Minnesota	21-24	W, 28-24

Herbert's 11 career come-from-behind wins in the fourth quarter or overtime are the tied for the third-most in NFL since he entered the professional ranks in 2020.

### FOURTH QUARTER/OVERTIME COMEBACK WINS, NFL, SINCE 2020

Rank	Team/s	Player	4Q/OT Comeback Wins
1.	Min./Atl.	QB Kirk Cousins	15
	K.C.	QB Patrick Mahomes	15
<b>3.</b>	<b>LAC</b>	<b>QB Justin Herbert</b>	<b>11</b>
	Sea./Den./Pit.	QB Russell Wilson	11
6.	Ari.	QB Kyler Murray	10
	LAR/Det.	QB Jared Goff	10
	L.V./N.O.	QB Derek Carr	10
	Pit.	QB Ben Roethlisberger	10
	T.B.	QB Tom Brady	10



# JUSTIN HERBERT

## CLOSING OUT WINS

Justin Herbert has been clutch late in games dating back to his rookie season. In his career, Herbert has engineered 15 game-winning drives in the fourth quarter or overtime, good for the fourth-most since he entered the NFL in 2020.

### JUSTIN HERBERT'S CAREER GAME-WINNING DRIVES

Game	Drive Length	Game-Winning Score
Dec. 13, 2020 vs. Atl.	6 plays, 49 yds (0:31)	Badgley 43-yd FG
Dec. 17, 2020 at L.V.	5 plays, 75 yds (1:49)	Herbert 1-yd TD run*
Dec. 27, 2020 vs. Den.	7 plays, 56 yds (2:01)	Badgley 37-yd FG
Sept. 12, 2021 at Was.	3 plays, 3 yds (0:45)	M.Williams 3-yd TD rec.
Sept. 26, 2021 at K.C.	8 plays, 59 yds (1:10)	M.Williams 4-yd TD rec.
Oct. 10, 2021 vs. Cle.	5 plays, 48 yds (0:31)	Ekeler 3-yd TD run
Nov. 7, 2021 at Phi.	15 plays, 64 yds (6:05)	Hopkins 29-yd FG
Nov. 21, 2021 vs. Pit.	3 plays, 75 yds (1:15)	M.Williams 53-yd TD rec.
Oct. 9, 2022 at Cle.	13 plays, 66 yds (6:26)	Bertolet 27-yd FG
Oct. 17, 2022 vs. Den.	4 plays, 7 yds (2:08)	Hopkins 39-yd FG*
Nov. 6, 2022 at Atl.	3 plays, 24 yds (0:34)	Dicker 37-yd FG
Nov. 27, 2022 at Ari.	7 plays, 38 yds (1:33)	Ekeler 1-yd TD rec.
Dec. 18, 2022 vs. Ten.	6 plays, 52 yards (0:44)	Dicker 43-yd FG
Sept. 24, 2023 at Min.	7 plays, 75 yards (3:15)	Palmer 30-yd TD rec.
Nov. 17, 2024 vs. Cin.	4 plays, 84 yards (0:27)	Dobbins 29-yd TD run

\*Game-winning drive was in overtime

### GAME-WINNING DRIVES IN FOURTH QUARTER OR OVERTIME, NFL, SINCE 2020

Rank	Team/s	Player	Game-Winning Drives
1.	Min./Atl.	QB Kirk Cousins	18
	K.C.	QB Patrick Mahomes	18
3.	L.V./N.O.	QB Derek Carr	16
4.	LAC	QB Justin Herbert	15
5.	Buf.	QB Josh Allen	13
	T.B.	QB Tom Brady	13

Herbert posted a game-winning drive in the fourth quarter or overtime of three-straight games in 2020, becoming just the third rookie to do so since the 1970 NFL-AFL merger. The two others — Ben Roethlisberger (2004) and Vince Young (2006) — also won Offensive Rookie of the Year honors from *The Associated Press*.

### ROOKIE QUARTERBACKS WITH THREE CONSECUTIVE GAME-WINNING DRIVES, SINCE 1970

Season	Team	Quarterback	Consecutive Games
2020	LAC	Justin Herbert*	3 (Dec. 13 — Dec. 27)
2006	Ten.	Vince Young*	3 (Nov. 26 — Dec. 10)
2004	Pit.	Ben Roethlisberger*	3 (Dec. 5 — Dec. 18)

\*Won AP Offensive Rookie of the Year



## DUAL-THREAT QUARTERBACK

Justin Herbert set the record for combined touchdowns as a rookie (36) and through a player's first two seasons (77). His 102 combined touchdowns were also the most in history through the first three seasons of a career.

He now has 140 career combined touchdowns, tied for the seventh-most in NFL history through the first five seasons of a career.

### COMBINED TOUCHDOWNS, FIRST FIVE SEASONS, NFL HISTORY

Rank	Team	Player	Combined Touchdowns
1.	Buf.	QB Josh Allen	176
2.	Mia.	QB Dan Marino*	171
3.	Car.	QB Cam Newton	160
4.	K.C.	QB Patrick Mahomes	159
5.	Ind.	QB Peyton Manning*	147
6.	Ind.	QB Andrew Luck	146
7.	LAC	QB Justin Herbert	140
	Sea.	QB Russell Wilson	140
9.	Cin.	QB Joe Burrow	138
	Cin.	QB Andy Dalton	138
11.	Phi.	QB Jalen Hurts	134
	S.F.	QB Jeff Garcia	134

\*Pro Football Hall of Famer

In the team's Week 10 win over Tennessee, Herbert ran in a four-yard score and threw a 16-yard touchdown, marking his 11th career game with a passing and a rushing touchdown. His 11 such games are the second-most in Chargers history.

### MOST GAMES WITH A PASSING TOUCHDOWN AND A RUSHING TOUCHDOWN, CHARGERS HISTORY

Rank	Seasons	Player	Games
1.	1962-72	QB John Hadl*	12
2.	2020-Present	QB Justin Herbert	11
3.	1960-62	QB Jack Kemp	10
4.	1973-87	QB Dan Fouts*	9
5.	2001-09	RB LaDainian Tomlinson	5

\*Pro Football Hall of Famer

# JUSTIN HERBERT

## THREADING THE NEEDLE ON THIRD DOWN

In his 74 career starts, **Justin Herbert** has been the one of the best passers in the NFL at moving the chains on third down. He has completed 442 passes on 724 attempts (61.0 pct.) for 5,330 yards and 49 touchdowns with 18 interceptions (95.8 passer rating). Herbert's 442 completions lead the NFL, while his 5,330 passing yards rank second on third down since 2020.

Herbert tied for the league lead with 14 touchdown passes on third down in 2020, good for the most by a rookie in the last 40 seasons. He has added 35 since then, giving him 49 third-down passing scores since entering the professional ranks, which is good for No. 2 over that span.

Herbert's 95.8 passer rating on third down ranks ninth in the NFL over the last five years among players with at least 300 passing attempts on third down.

### THIRD DOWN COMPLETIONS, NFL, SINCE 2020

Rank	Team/s	Player	Completions
1.	LAC	QB Justin Herbert	442
2.	K.C.	QB Patrick Mahomes	428
3.	LAR/Det.	QB Jared Goff	419
4.	Min./Atl.	QB Kirk Cousins	396
5.	L.V./N.O.	QB Derek Carr	392

### THIRD DOWN PASSING YARDS, NFL, SINCE 2020

Rank	Team/s	Player	Passing Yards
1.	K.C.	QB Patrick Mahomes	5,793
2.	LAC	QB Justin Herbert	5,330
3.	L.V./N.O.	QB Derek Carr	5,170
4.	LAR/Det.	QB Jared Goff	4,822
5.	Min./Atl.	QB Kirk Cousins	4,760

### THIRD DOWN PASSING TOUCHDOWNS, NFL, SINCE 2020

Rank	Team/s	Player	Passing Touchdowns
1.	K.C.	QB Patrick Mahomes	62
2.	LAC	QB Justin Herbert	49
3.	Min./Atl.	QB Kirk Cousins	46
4.	Buf.	QB Josh Allen	45
5.	T.B.	QB Tom Brady	39

Herbert ranks No. 2 in the NFL with 314 passing first downs on third down over the past five seasons. He threw for 12 third-down conversions in 2021's Week 1 win at Washington, the most passing first downs in a single game on third down since Andrew Luck did so in 2012. Herbert sported a league-leading 79 passing first downs on third down in 2021.

### THIRD DOWN PASSING FIRST DOWNS, NFL, SINCE 2020

Rank	Team/s	Player	Passing First Downs
1.	K.C.	QB Patrick Mahomes	335
2.	LAC	QB Justin Herbert	314
3.	Buf.	QB Josh Allen	279
4.	LAR/Det.	QB Jared Goff	276
5.	L.V./N.O.	QB Derek Carr	265

## FEELING IT ON FOURTH DOWN

Since entering the NFL in 2020, **Justin Herbert** has been one of the league's top passers on fourth down. He threw a pair of fourth-down touchdowns in Week 10 of the 2023 season, giving him 10 passing scores on fourth down since coming into the NFL in 2020, ranking No. 3 in the league over that span.

### FOURTH DOWN PASSING TOUCHDOWNS, NFL, SINCE 2020

Rank	Team/s	Player	Passing Touchdowns
1.	Buf.	QB Josh Allen	12
	Min./Atl.	QB Kirk Cousins	12
3.	LAC	QB Justin Herbert	10
4.	LAR/Det.	QB Jared Goff	8
	Cin.	QB Joe Burrow	8
6.	Ari.	QB Kyler Murray	7
	Phi.	QB Jalen Hurts	7

Herbert also leads the NFL over that span in passing yards (549). He has the second-most completions (39), passing first downs (35) and No. 3 fourth-down passer rating (118.1) since 2020 among players with at least 30 passing attempts on fourth down.

### FOURTH DOWN COMPLETIONS, NFL, SINCE 2020

Rank	Team/s	Player	Completions
1.	Min./Atl.	QB Kirk Cousins	41
1.	LAC	QB Justin Herbert	39
3.	LAR/Det.	QB Jared Goff	36
4.	Cin.	QB Joe Burrow	32
5.	Jax.	QB Trevor Lawrence	31

### FOURTH DOWN PASSING YARDS, NFL, SINCE 2020

Rank	Team/s	Player	Passing Yards
1.	LAC	QB Justin Herbert	549
2.	Min./Atl.	QB Kirk Cousins	518
3.	Cin.	QB Joe Burrow	404
4.	LAR/Det.	QB Jared Goff	376
5.	Ari.	QB Kyler Murray	347
	Phi.	QB Jalen Hurts	347

### FOURTH DOWN PASSING FIRST DOWNS, NFL, SINCE 2020

Rank	Team/s	Player	Passing First Downs
1.	Min./Atl.	QB Kirk Cousins	39
2.	LAC	QB Justin Herbert	35
3.	LAR/Det.	QB Jared Goff	33
4.	Cin.	QB Joe Burrow	28
	Jax.	QB Trevor Lawrence	28

### FOURTH DOWN PASSER RATING, MIN. 30 ATT., NFL, SINCE 2020

Rank	Team/s	Player	Passer Rating
1.	Cin.	QB Joe Burrow	127.2
2.	Phi.	QB Jalen Hurts	121.4
3.	LAC	QB Justin Herbert	118.1
4.	Atl./Ind.	QB Matt Ryan	112.1
5.	L.V./N.O.	QB Derek Carr	108.8

# JUSTIN HERBERT

## LEGGING IT OUT

In the team's *Sunday Night Football* victory over Pittsburgh in Week 11 of the 2021 season, **Justin Herbert** threw for 382 yards and ran for 90 yards, becoming the only player to ever top 350 yards passing and 90 yards rushing in a single game. He was the fifth player ever to run for 90 yards and pass for 300 in the same game.

### QUARTERBACKS WITH 300 PASSING YARDS AND 90 RUSHING YARDS, SINGLE GAME, NFL HISTORY

Season (Wk)	Team	Quarterback	Pass Yds	Rush Yds
2022 (2)	Bal.	Lamar Jackson	318	119
2021 (14)	Buf.	Josh Allen	308	109
<b>2021 (11)</b>	<b>LAC</b>	<b>Justin Herbert</b>	<b>382</b>	<b>90</b>
2015 (15)	Car.	Cam Newton	340	100
2014 (7)	Sea.	Russell Wilson	313	106
2011 (5)	Phi.	Mike Vick	315	90
1989 (15)	Phi.	Randall Cunningham	306	92

## TARGET ACQUIRED

**Justin Herbert** has thrown touchdowns to 21 players, including 15 with multiple scores. He's most frequently thrown touchdowns to WR Keenan Allen, who caught 24 scores from Herbert. The first passing score of his career went to WR Jalen Guyton, who also caught the first touchdown of his career on the play.

### HERBERT'S CAREER TOUCHDOWN PASSES BY RECEIVER

Receiver	Touchdown Passes
WR Keenan Allen	24
WR Mike Williams	18
RB Austin Ekeler	16
TE Donald Parham Jr.	11
WR Joshua Palmer	9
TE Gerald Everett	7
WR Jalen Guyton	7
WR Quentin Johnston	7
TE Jared Cook	4
TE Hunter Henry	4
WR Ladd McConkey	4
WR DeAndre Carter	3
WR Tyron Johnson	3
FB Zander Horvath	2
FB Gabe Nabers	2
TE Stephen Anderson	1
TE Will Dissly	1
WR Simi Fehoko	1
TE Virgil Green	1
TE Stone Smartt	1
RB Kimani Vidal	1
<b>Total (21 Receivers)</b>	<b>127</b>

## A ROOKIE CAMPAIGN FOR THE AGES

### AWARDS

- *The Associated Press* Offensive Rookie of the Year
- *Professional Football Writers of America* Rookie of the Year
- *PFWA* Offensive Rookie of the Year
- *PFWA* All-Rookie Selection
- NFL Offensive Rookie of the Month (October)
- NFL Offensive Rookie of the Month (November)
- FedEx NFL Air Player of the Week — Week 11 vs. NYJ (fan vote)
- Voted by fans as the Pepsi Zero Sugar Rookie of the Year
- Nine-time Pepsi Zero Sugar Rookie of the Week (voted by fans)

### RECORDS AT THE TIME

- Most passing touchdowns by a rookie quarterback ever (31).
- Most combined touchdowns by a rookie in NFL history (36).
- Most consecutive games by a rookie quarterback with multiple passing touchdowns in NFL history (seven).
- Most performances by a rookie quarterback with 300-plus passing yards in NFL history (eight).
- Most performances by a rookie quarterback with three-plus touchdowns in NFL history (six).
- Most games by a rookie quarterback with multiple touchdown passes in NFL history (10).
- Most completions ever by a rookie quarterback (396).
- Youngest player ever to throw 30 touchdowns in a single season, doing so at 22 years, 299 days old.
- Tied for the longest streak of game-winning drives (three games) in the fourth quarter or overtime by a rookie quarterback in the Super Bowl era (since 1966).
- Recorded the first win in pro football history by a rookie quarterback while posting 300 passing yards, three touchdown passes, a rushing score and no interceptions.
- Most passing touchdowns by a rookie quarterback in a game (four) and a half (three) in *Monday Night Football* history.
- Tied for the longest streak of games with three-plus touchdown passes by a rookie quarterback in NFL history (four).
- Tied for the most 300-yard passing performances in a player's first two career games (two).
- Became the first player since at least 1970 to register over 1,500 passing yards and a 100-plus passer rating through the first five games of a career.
- Set marks for the most passing attempts, completions, passing yards and touchdown passes by a rookie quarterback in Chargers history.
- Recorded the most single-game rushing yards by a quarterback in team annals (66 in Week 7 vs. Jax.).

### ACCOMPLISHMENTS AND OTHER NOTES AT THE TIME

- Ranked second among rookie quarterbacks in NFL history with 4,336 passing yards on the season.
- Joined Patrick Mahomes as the only players in history to eclipse 4,000 passing yards in the first 14 starts of a career.
- Became the second player in NFL history to top 250 passing yards in each of the first seven games of a career (Mahomes).
- Threw a touchdown pass in each of his first 10 games played, the second-longest streak to open a career in NFL history.
- Threw for 277 yards in the first half of Week 11, the most by any rookie quarterback in a first half over the last 40 seasons.
- Became the third quarterback in NFL history to have 300 passing yards and a rushing score in a debut.
- Threw for the fourth-most passing yards in a debut since 1970.
- Became the first quarterback to throw a touchdown and run for a score in the first half of a debut since 1954.

# JUSTIN HERBERT IN PRIMETIME

## A PRIME-TIME PRODIGY

Since entering the NFL, **Justin Herbert** has made 19 starts in primetime, leading the Bolts to wins on each of the regularly-slated prime-time games — *Thursday Night Football*, *Sunday Night Football* and *Monday Night Football*.

He has been one of the best quarterbacks under the lights since entering the NFL in 2020, with his 93.0 passer rating in prime-time games ranking No. 7 in the NFL over the that span among players with at least 500 prime-time passing attempts.

Herbert has thrown 32 touchdown passes in his 18 prime-time starts, ranking No. 6 in the NFL in primetime since he entered the league in 2020.

### PRIME-TIME PASSER RATING, MIN. 500 ATT., SINCE 2020

Rank	Team/s	Player	Passer Rating
1.	G.B./NYJ	QB Aaron Rodgers	113.2
2.	Buf.	QB Josh Allen	104.5
3.	Bal.	QB Lamar Jackson	101.1
4.	Dal.	QB Dak Prescott	99.6
5.	K.C.	QB Patrick Mahomes	97.1
6.	Sea./Den./Pit.	QB Russell Wilson	96.8
7.	LAC	QB Justin Herbert	93.0

## THURSDAY NIGHT FOOTBALL

As a rookie in 2020, **Justin Herbert** recorded his first career comeback win in the fourth quarter or overtime in Week 15 at Las Vegas, leading the Bolts to a 30-27 overtime victory. He finished the game with 314 passing yards and two touchdowns on 22-of-32 passing (68.8 pct.) for a 121.1 passer rating. Herbert added a rushing touchdown in overtime to secure the victory.

At 22 years, 282 days old, Herbert became the second-youngest player to mount a come-from-behind win in the fourth quarter or overtime of a Thursday night game in NFL history.

### YOUNGEST QUARTERBACKS TO LEAD A COME-FROM-BEHIND WIN IN FOURTH QUARTER OR OVERTIME, THURSDAY NIGHT GAMES, NFL HISTORY

Rk.	Team	Game	Player	Age (Yrs-Days)
1.	S.F.	Dec. 14, 2006 at Sea.	QB Alex Smith	22-221
2.	LAC	Dec. 17, 2020 at L.V.	QB Justin Herbert	22-282
3.	Dal.	Dec. 1, 2016 at Min.	QB Dak Prescott	23-125

## MONDAY NIGHT FOOTBALL

In eight appearances on *Monday Night Football*, **Justin Herbert** has thrown for 1,889 yards and nine scores with three interceptions on 192-of-302 passing (63.6 pct.) for a 86.9 passer rating.

In 2020, Herbert tossed four touchdown passes on *Monday Night Football*, setting the program's single-game rookie passing touchdown record. He added three touchdowns in the lone Monday night contest in 2021, making him one of four players with seven or more touchdown passes in their first two starts on *MNF* since the program began in 1970.

## SUNDAY NIGHT FOOTBALL

**Justin Herbert** has appeared in eight career games on *Sunday Night Football*, totaling 2,420 passing yards and 16 touchdowns with five interceptions on 224-of-341 passing (65.7 pct.) for a 95.9 passer rating. In four of those games, Herbert has registered a completion percentage of at least 65.0 and attempted at least 40 passes, tied for the third-most performances since the program's inception in 2006.

In the team's Week 14 win on *SNF* in 2022, Herbert completed 39 passes on 51 attempts (76.5 pct.) for 367 yards and a touchdown with zero interceptions (102.3 rating). His 76.5 completion percentage was the best ever in a Sunday night contest by a quarterback to throw zero interceptions and 45-plus attempts.

### HIGHEST COMPLETION PCT., SUNDAY NIGHT GAME, MIN. 45 ATT., AND ZERO INTERCEPTIONS, NFL HISTORY

Rk.	Team	Game	Player	Comp. Pct.
1.	LAC	Dec. 11, 2022 vs. Mia.	QB Justin Herbert	76.5
2.	T.B.	Oct. 2, 2022 vs. K.C.	QB Tom Brady	75.0
3.	N.E.	Oct. 27, 1996 vs. Buf.	QB Drew Bledsoe	71.1
4.	K.C.	Nov. 14, 2021 at L.V.	QB Patrick Mahomes	70.0

Herbert completed his first 15 passes of the team's 2023 Week 8 win over Chicago on *SNF*, finishing with 298 yards and three touchdowns with zero interceptions on 31-of-40 passing (77.5 pct.) to register a 122.7 passer rating. Herbert's completion percentage was the fourth-highest in a Sunday night contest in NFL history among players with at least 40 passing attempts and zero interceptions.

### HIGHEST COMPLETION PCT., SUNDAY NIGHT GAME, MIN. 40 ATT., AND ZERO INTERCEPTIONS, NFL HISTORY

Rk.	Team	Game	Player	Comp. Pct.
1.	N.O.	Nov. 10, 2013 vs. Dal.	QB Drew Brees	82.9
2.	Mia.	Nov. 5, 2017 vs. Oak.	QB Jay Cutler	81.0
3.	N.O.	Oct. 4, 2015 vs. Dal.	QB Drew Brees	80.5
4.	LAC	Oct. 29, 2023 vs. Chi.	QB Justin Herbert	77.5
5.	LAC	Dec. 11, 2022 vs. Mia.	QB Justin Herbert	76.5

Herbert made his first career appearance on *SNF* in Week 11 of 2021 against Pittsburgh, throwing for 382 yards and three touchdowns with an interception on 31-of-40 passing (73.2 pct.) for a 116.1 passer rating. He added 90 rushing yards to become the first player ever to have at least 350 yards passing and 90 yards rushing in a single game.

His 116.1 passer rating was the best in a quarterback's first career start on *SNF* with at least 40 passing attempts since the program began in 2006. It was also the best passer rating by a quarterback ever in their first career start in Sunday night game (min. 40 att.).

### PASSER RATING, FIRST CAREER START IN A SUNDAY NIGHT GAME, MINIMUM 40 ATTEMPTS, NFL HISTORY

Rk.	Team	Game	Player	Passer Rtg.
1.	LAC	Nov. 21, 2021 vs. Pit.	QB Justin Herbert	116.1
2.	Ari.	Oct. 2, 2005 vs. S.F.	QB Josh McCown	109.4
3.	StL	Nov. 18, 2001 at N.E.	QB Kurt Warner	105.4

# J.K. DOBBINS



## SETTING THE PACE

J.K. Dobbins averages 4.85 yards per carry this season, ranking No. 2 in the AFC and sixth in the NFL among players with at least 150 rushing attempts.

### RUSHING AVERAGE, RBs, MIN. 150 ATT., NFL, 2024

Rank	Team	Player	Rushing Average
1.	Phi.	RB Saquon Barkley	6.09
2.	Det.	RB Jahmyr Gibbs	5.97
3.	Bal.	RB Derrick Henry	5.86
4.	S.F.	RB Jordan Mason	5.16
5.	Car.	RB Chuba Hubbard	4.86
6.	LAC	RB J.K. Dobbins	4.85
7.	Buf.	RB James Cook	4.66

## A COMEBACK PLAYER OF THE YEAR PACE

In his first year with the Chargers, J.K. Dobbins kicked off his Comeback Player of the Year campaign with a bang, closing in on single-season career highs with 766 rushing yards, eight rushing touchdowns and 900 yards from scrimmage through the first 12 games of the season. Coming off back-to-back season-ending injuries (ACL and Achilles), Dobbins stormed out of the gate with back-to-back 100-yard rushing performances to begin the year.

Below is how Dobbins' numbers through the first 12 games of the 2024 season stack up compared to previous *Professional Football Writers of America* Comeback Player of the Year-winning running backs through 12 games:

### RUNNING BACKS TO WIN PROFESSIONAL FOOTBALL WRITERS OF AMERICA COMEBACK PLAYER OF THE YEAR

Season	Team	Running Back	Rush Yds	Rush TDs	Scrm. Yds
2012	Min.	Adrian Peterson	1,446	8	1,641
2004	Buf.	Willis McGahee	817	7	952
2001	S.F.	Garrison Hearst	939	4	1,242
1996	Pit.	Jerome Bettis	1,236	10	1,355
1993	K.C.	Marcus Allen	664	10	853
1990	K.C.	Barry Word	676	2	691
1989	NYG	Ottis Anderson	778	9	1,003
1988	LAR	Greg Bell	848	12	932
1987	LAR	Charles White	1,054	8	1,172
1979	Mia.	Larry Csonka	632	6	700
1978	Was.	John Riggins	863	4	1,108
1975	Atl.	Dave Hampton	860	3	1,008
2024	LAC	J.K. Dobbins	766	8	900

# J.K. DOBBINS

## DOBBINS DOMINATES FIRST TWO WEEKS

**J.K. Dobbins** built off his dominant Week 1 performance in Week 2 to record 131 rushing yards and a score on 17 carries (7.7 avg.). He scored on a 43-yard run in the second quarter, his league-leading third run of at least 40 yards in 2024 to that point.

He became just the sixth player in the last 75 years and first since 1998 to record back-to-back games with 130 yards on the ground and a rushing score in his team's first two games of a season. Dobbins also is the seventh player in the last 75 years and first since 2006 to begin a season with two consecutive games with 130-plus yards on the ground.

### PLAYERS WITH 130 RUSHING YARDS AND A RUSHING TOUCHDOWN, CONSECUTIVE GAMES TO START SEASON, NFL, SINCE 1948

Season	Team	Player	Consecutive Games
1975	Buf.	RB O.J. Simpson*	4
<b>2024</b>	<b>LAC</b>	<b>RB J.K. Dobbins</b>	<b>2</b>
1998	S.F.	RB Garrison Hearst	2
1980	Det.	RB Billy Sims	2
1963	Cle.	RB Jim Brown*	2
1955	BalC**	RB Alan Ameche	2

### PLAYERS WITH 130 RUSHING YARDS, CONSECUTIVE GAMES TO START SEASON, NFL, SINCE 1948

Season	Team	Player	Consecutive Games
1975	Buf.	RB O.J. Simpson*	4
<b>2024</b>	<b>LAC</b>	<b>RB J.K. Dobbins</b>	<b>2</b>
2006	Atl.	RB Warrick Dunn	2
1998	S.F.	RB Garrison Hearst	2
1980	Det.	RB Billy Sims	2
1963	Cle.	RB Jim Brown*	2
1955	BalC**	RB Alan Ameche	2

\*Pro Football Hall of Famer  
\*\*Baltimore Colts



## DOBBINS RUNS WILD IN WEEK 1 WIN

In the Week 1 victory, **J.K. Dobbins** rushed for 135 yards and a touchdown on 10 carries (13.5 avg.), highlighted by multiple carries of 45-plus yards.

Dobbins, who returned to action after missing most of last season due to injury, became just the third player in the last 30 seasons to post multiple 45-yard runs a Week 1 contest, while his 13.5-yard rushing average was the best by any player in the first week of a season in NFL history (min. 10 att.).

He headlined a Bolts rushing offense that ran for 176 yards and averaged 6.5 yards per attempt in the victory, the best rushing average by any AFC team in Week 1.

### RUSHING AVERAGE, SINGLE GAME, MINIMUM 10 ATTEMPTS, KICKOFF WEEKEND, NFL HISTORY

Rk.	Team	Game	Player	Rush Avg.
1.	<b>LAC</b>	<b>Sept. 8, 2024 vs. L.V.</b>	<b>RB J.K. Dobbins</b>	<b>13.5</b>
2.	ChiC*	Sept. 29, 1949 vs. Was.	HB Charley Trippi	13.0
3.	ChiC*	Sept. 27, 1959 vs. Was.	WR Bobby Joe Conrad	12.7
4.	NYJ	Sept. 11, 2023 vs. Buf.	RB Breece Hall	12.7
5.	Buf.	Sept. 8, 2012 at NYJ	RB C.J. Spiller	12.1

\*Chicago Cardinals

### RUSHES OF 45-PLUS YARDS, SINGLE GAME, KICKOFF WEEKEND, SINCE 1991

Rk.	Team	Game	Player	No.
1.	<b>LAC</b>	<b>Sept. 8, 2024 vs. L.V.</b>	<b>RB J.K. Dobbins</b>	<b>2</b>
	Buf.	Sept. 8, 2012 at NYJ	RB C.J. Spiller	2
	Min.	Sept. 6, 1992 at G.B.	RB Terry Allen	2
4.	—	Several Others		1

# DERWIN JAMES JR.



## A DEFENSIVE CHESS PIECE

This season, **Derwin James Jr.**, has recorded 75 tackles, 1.5 sacks, an interception and six passes defended. He's one of just three players in the NFL this season to have at least 70 tackles, multiple sacks, an interception and five pass breakups.

### PLAYERS WITH 70 TACKLES, MULTIPLE SACKS, AN INTERCEPTION AND PASSES DEFENDED, NFL, 2024

Rk.	Team	Player	Sacks	PDs	INTs	Tackles
1.	T.B.	LB Lavonte David	3.0	5	1	85
2.	LAC	S Derwin James Jr.	2.5	6	1	75
3.	Car.	LB Josey Jewell	2.0	5	1	71

## DERWIN'S PICKS AND SACKS BY PASSER

**Derwin James Jr.**, has recorded nine interceptions and 14.0 sacks in his career. He has brought down Patrick Mahomes the most, totaling two sacks of the Texas Tech product. Below is a look at his career regular-season sacks and interceptions by passer:

### REGULAR-SEASON CAREER INTs BY PASSER (9)

INTs	Passer	Most Recent INT
1	QB Tyson Bagent	Oct. 29, 2023 vs. Chi.
	QB Derek Carr	Oct. 4, 2021 vs. L.V.
	QB Kirk Cousins	Dec. 1, 2024 at Atl.
	QB Nick Foles	Dec. 26, 2022 at Ind.
	QB Jared Goff	Sept. 23, 2018 at LAR
	QB Drew Lock	Nov. 28, 2021 at Den.
	QB Kyler Murray	Nov. 27, 2022 at Ari.
	QB Ben Roethlisberger	Dec. 2, 2018 at Pit.
	QB Josh Rosen	Nov. 25, 2018 vs. Ari.

### REGULAR-SEASON CAREER SACKS BY PASSER (14.0)

Sacks	Passer	Most Recent Sack
2.0	QB Patrick Mahomes	Nov. 20, 2022 vs. K.C.
1.5	QB Baker Mayfield	Oct. 10, 2021 vs. Cle.
1.0	QB Josh Allen	Sept. 16, 2018 at Buf.
	QB C.J. Beathard	Sept. 30, 2018 vs. S.F.
	QB Joe Burrow	Nov. 17, 2024 vs. Cin.
	QB Derek Carr	Sept. 11, 2022 vs. L.V.
	QB Justin Fields	Sept. 22, 2024 at Pit.
	QB Lamar Jackson	Nov. 25, 2024 vs. Bal.
	QB Marcus Mariota	Nov. 6, 2022 at Atl.
	QB Jarrett Stidham	Dec. 31, 2023 at Den.
	QB Russell Wilson	Oct. 17, 2022 vs. Den.
	QB Bailey Zappe	Dec. 3, 2023 at N.E.
0.5	QB Dak Prescott	Sept. 19, 2021 vs. Dal.

## MAKING AN IMPACT

**Derwin James Jr.**, eclipsed 500 career tackles in his 67th career game, doing so faster than any defensive back since the turn of the century. With 572 tackles in 77 career games, James is on pace to set the mark for the fewest games to reach 600 tackles.

### FEWEST GAMES TO 500 TACKLES, DEFENSIVE BACKS, NFL, SINCE 2000

Rank	Team/s	Player	Games
1.	LAC	S Derwin James Jr.	67
2.	NYG/Was.	S Landon Collins	68
3.	NYG/Oak./Mia.	S Gibril Wilson	71

### FEWEST GAMES TO 600 TACKLES, DEFENSIVE BACKS, NFL, SINCE 2000

Rank	Team	Player	Games
1.	NYG/Was.	S Landon Collins	84
2.	G.B.	S Morgan Burnett	87
3.	Ari.	S Budda Baker	89
—	LAC	S Derwin James Jr.	77

## AMONG THE BEST THROUGH 70 GAMES

**Derwin James Jr.**, who has appeared in 74 career games, recorded 521 tackles, 27 tackles for loss and 12.5 sacks in his first 70 career games played. He was just the 10th NFL player and the first defensive back to record 500 tackles, 25 tackles for loss and 10.0 sacks within the first 70 games of a career since tackles for loss began being tracked in 2008.

### PLAYERS WITH 500 TACKLES, 25 TACKLES FOR LOSS AND 10 SACKS, FIRST 70 CAREER GAMES, NFL, SINCE 2008

Seasons	Team/s	Player	Sacks	TFL	Tackles
2018-24	LAC	S Derwin James Jr.	12.5	27	521
2019-23	T.B.	LB Devin White	21.5	37	539
2018-23	Ind.	LB Shaquille Leonard	15.0	32	605
2018-22	Chi./Bal.	LB Roquan Smith	16.5	47	611
2016-20	G.B./NYG	LB Blake Martinez	12.0	35	586
2012-17	Ind./Chi.	LB Jerrell Freman	12.0	29	598
2012-16	Sea.	LB Bobby Wagner	12.0	30	621
2012-16	T.B.	LB Lavonte David	14.0	78	620
2010-15	S.F.	LB NaVorro Bowman	10.0	33	507
2007-11	S.F.	LB Patrick Willis	16.0	34	649

James is also one of six players — and the only defensive back — since the turn of the century to post 500 tackles, five interceptions and 10 sacks within the first 70 games of a career.

### PLAYERS WITH 500 TACKLES, FIVE INTERCEPTIONS AND 10 SACKS, FIRST 70 CAREER GAMES, NFL, SINCE 2000

Seasons	Team/s	Player	Sacks	INTs	Tackles
2018-24	LAC	S Derwin James Jr.	12.5	8	521
2018-23	Ind.	LB Shaquille Leonard	15.0	12	605
2018-22	Chi./Bal.	LB Roquan Smith	16.5	7	611
2012-16	Sea.	LB Bobby Wagner	12.0	6	621
2012-16	T.B.	LB Lavonte David	14.0	9	620
2000-04	Chi.	LB Brian Urlacher	25.0	6	559

# KHALIL MACK

## RETURN OF THE MACK

Since entering the NFL in 2014, **Khalil Mack** has totaled 106.0 sacks, tied for the second-most over that span. He's one of football's top defenders at forcing turnovers, tying for the league lead in forced fumbles and ranking No. 2 in strip-sacks since entering the NFL.

Mack's 253 career hurries lead the league since he entered the NFL in 2014, while his 443 pressures rank No. 2 over that span.

### SACKS, NFL, SINCE 2014

Rank	Team/s	Player	Sacks
1.	LAR	DT Aaron Donald	111.0
2.	<b>Oak./Chi./LAC</b>	<b>OLB Khalil Mack</b>	<b>106.0</b>
	Pit.	LB T.J. Watt	106.0
4.	Cle.	DE Myles Garrett	98.5
5.	Min./Hou.	DE Danielle Hunter	98.0

### FORCED FUMBLES, NFL, SINCE 2014

Rank	Team/s	Player	Forced Fum.
1.	<b>Oak./Chi./LAC</b>	<b>OLB Khalil Mack</b>	<b>32</b>
	Pit.	LB T.J. Watt	32
3.	N.E./Ari./L.V.	OLB Chandler Jones	30
4.	T.B.	LB Lavonte David	29
5.	LAR	DT Aaron Donald	24

### STRIP-SACKS, NFL, SINCE 2014

Rk.	Team/s	Player	Strip Sacks
1.	N.E./Ari./L.V.	OLB Chandler Jones	26
2.	<b>Oak./Chi./LAC</b>	<b>OLB Khalil Mack</b>	<b>24</b>
3.	Pit.	LB T.J. Watt	23
4.	Cle.	DE Myles Garrett	19
	Den./T.B.	OLB Shaquil Barrett	19
6.	LAR	DT Aaron Donald	18
	StL/LAR/Mia./Dal./Chi./Phi.	LB Robert Quinn	18
	Jax./Min./Bal./L.V./Ind./Chi.	DE Yannick Ngakoue	18

### QUARTERBACK HURRIES, NFL, SINCE 2014

Rank	Team/s	Player	Hurries
1.	<b>Oak./Chi./LAC</b>	<b>OLB Khalil Mack</b>	<b>255</b>
2.	LAR	DT Aaron Donald	214
3.	N.O.	DE Cameron Jordan	213
4.	Den./LAR/Buf.	OLB Von Miller	212
5.	Buf./Hou.	DL Jerry Hughes	204

### DEFENSIVE PRESSURES, NFL, SINCE 2014

Rank	Team/s	Player	Pressures
1.	LAR	DT Aaron Donald	475
2.	<b>Oak./Chi./LAC</b>	<b>OLB Khalil Mack</b>	<b>447</b>
3.	N.O.	DE Cameron Jordan	399
	Den./LAR/Buf.	OLB Von Miller	399
5.	Hou./Ari.	DE J.J. Watt	393



## MACK TOPS 100 CAREER SACKS

In the 150th regular-season game of his career, **OLB Khalil Mack** eclipsed 100 career sacks in the second quarter on a nine-yard takedown. Now 161 games into his career, Mack's 106.0 sacks rank tied for No. 4 among active NFL players.

### SACKS, ACTIVE NFL PLAYERS

Rank	Team/s	Player	Sacks
1.	Den./LAR/Buf.	OLB Von Miller	127.5
2.	N.O.	DE Cameron Jordan	118.5
3.	Ari./Jax./Bal./Atl./Mia.	DL Calais Campbell	109.5
4.	<b>Oak./Chi./LAC</b>	<b>OLB Khalil Mack</b>	<b>106.0</b>
	Pit.	LB T.J. Watt	106.0
6.	Cle.	DE Myles Garrett	98.5
7.	Min./Hou.	DE Danielle Hunter	98.0

## MACK MAKES HISTORY

**Khalil Mack** eclipsed 12 sacks in 2023, the third season of his career with at least 12 sacks — and with his third franchise. He joined Hall of Famer Kevin Greene as the only two players to have a 12-sack season with three different franchises since the individual sack became an official statistic in 1982.

### PLAYERS WITH 12-SACK SEASON WITH THREE DIFFERENT FRANCHISES, NFL, SINCE 1982

Player	Teams (Seasons)
<b>OLB Khalil Mack</b>	<b>Raiders ('15), Bears ('18), Chargers ('23)</b>
LB Kevin Greene*	Rams ('88-90), Steelers ('93-94), Panthers ('96, '99)

\*Pro Football Hall of Famer



# KHALIL MACK

## MACK DROPS SIX SACKS IN VICTORY



**Khalil Mack** had a historic performance in the team's 2023 Week 4 win over the Raiders. He set a single-game team record and career high with six sacks, including a pair of strip-sacks. It was the first six-sack performance by any NFL player since 2017 and just the sixth since the stat began being tracked in 1982.

Mack added 10 tackles (eight solo), five tackles for loss, four quarterback hits and a pass defended. He was the only player since at least 2000 to have six sacks and at least 10 tackles in a single game. He was recognized as AFC Defensive Player of the Week for his performance, the fourth weekly award of his career.

Along with his five-sack performance in 2015, Mack joined Hall of Fame LB Derrick Thomas as the only players with multiple games of five or more sacks since the stat started being tracked in 1982.

### SACKS, SINGLE GAME, NFL, SINCE 1982

Rk.	Team	Game	Player	Sacks
1.	K.C.	Nov. 11, 1990 vs. Sea.	LB Derrick Thomas	7.0
2.	LAC	Oct. 1, 2023 vs. L.V.	OLB Khalil Mack	6.0
	Atl.	Nov. 12, 2017 vs. Dal.	DL Adrian Clayborn	6.0
	NYG	Sept. 30, 2007 vs. Phi.	DE Osi Umenyiora	6.0
	K.C.	Sept. 6, 1998 vs. Oak.	LB Derrick Thomas	6.0
	S.F.	Nov. 13, 1983 vs. N.O.	DE Fred Dean	6.0
7.	S.F.	Nov. 19, 2012 vs. Chi.	OLB Aldon Smith	5.5
	Det.	Sept. 4, 1983 at T.B.	DE William Gay	5.5

### SACKS, SINGLE GAME, CHARGERS, SINCE 1982

Rank	Game	Player	Sacks
1.	Oct. 1, 2023 vs. L.V.	OLB Khalil Mack	6.0
	Nov. 16, 1986 vs. Dal.	DE Leslie O'Neal	5.0
3.	Dec. 18, 2011 vs. Bal.	OLB Antwan Barnes	4.0
	Oct. 3, 2010 vs. Ari.	LB Shaun Phillips	4.0
	Oct. 22, 1995 at Sea.	DE Leslie O'Neal	4.0
	Dec. 6, 1992 at Phx.*	DE Leslie O'Neal	4.0
	Dec. 22, 1991 vs. Den.	DE Leslie O'Neal	4.0

\*Phoenix Cardinals

## TOP OF THE CHARTS

**Khalil Mack** ranked fourth in the NFL in 2023 with 17.0 sacks, setting a new single-season career high. His four strip-sacks were tied for the second-most in the NFL.

### SACKS, NFL, 2023

Rank	Team	Player	Sacks
1.	Pit.	LB T.J. Watt	19.0
2.	Cin.	DE Trey Hendrickson	17.5
	Jax.	OLB Josh Allen	17.5
4.	LAC	OLB Khalil Mack	17.0
5.	Min.	OLB Danielle Hunter	16.5
6.	L.V.	DE Maxx Crosby	14.5

### STRIP SACKS, NFL, 2023

Rank	Team	Player	Strip-Sacks
1.	Mia.	LB Bradley Chubb	5
2.	LAC	OLB Khalil Mack	4
	Cle.	DE Myles Garrett	4
	Pit.	LB T.J. Watt	4
5.	Cin.	DE Trey Hendrickson	3
	Det.	DE Aidan Hutchinson	3
	Ind.	DE Samson Ebukam	3
	L.V.	DE Malcolm Koonce	3
	Min.	OLB Danielle Hunter	3
	T.B.	OLB Shaquil Barrett	3

## MACK ATTACK

By setting his career high with 17.0 sacks in 2023, **Khalil Mack** tied for the most sacks in a single season by a Charger since the individual sack began being tracked in 1982.

Mack forced a total of five fumbles on the year, including four that were strip-sacks. Since forced fumbles began being tracked in 1994, Mack's five tied for the third-most by a Charger in a single season.

### SACKS, SINGLE SEASON, CHARGERS, SINCE 1982

Rank	Season	Player	Sacks
1.	2023	OLB Khalil Mack	17.0
	2006	LB Shawne Merriman	17.0
	1992	DE Leslie O'Neal	17.0
4.	1986	DE Lee Williams	15.0
5.	1989	DE Lee Williams	14.0

### FORCED FUMBLES, SINGLE SEASON, CHARGERS, SINCE 1994

Rank	Season	Player	Forced Fumbles
1.	2021	OLB Joey Bosa	7
	2009	LB Shaun Phillips	7
3.	2023	OLB Khalil Mack	5
	—	Two Other Players	5

# KHALIL MACK

## MACK'S PICKS BY PASSER

**Khalil Mack** has picked off three passes, including two that he returned for a touchdown. Below is a look at his career regular-season interceptions by quarterback:

### REGULAR-SEASON CAREER INTs BY PASSER (3)

INTs	Passer	Most Recent INT
1	QB Kirk Cousins	Nov. 16, 2020 vs. Min.
	QB DeShone Kizer	Sept. 9, 2018 at G.B.
	QB Cam Newton	Nov. 27, 2016 vs. Car.



## MACK'S SACKS BY PASSER

**Khalil Mack** has sacked 49 players in the regular season for a total of 106.0 career sacks. Below is a list of his career sacks by passer:

### REGULAR-SEASON CAREER SACKS BY PASSER (106.0)

Sacks	Passer	Most Recent Sack
6.0	QB Aidan O'Connell	Oct. 1, 2023 vs. L.V.
	QB Brock Osweiler	Nov. 21, 2016 vs. Hou.
5.5	QB Aaron Rodgers	Oct. 17, 2021 vs. G.B.
	QB Alex Smith	aDec. 10, 2017 at K.C.
5.0	QB Trevor Siemian	Nov. 26, 2017 vs. Den.
4.0	QB Derek Carr	Sept. 11, 2022 L.V.
	QB Kirk Cousins	Dec. 20, 2020 at Min.
	QB Dak Prescott	Oct. 16, 2023 vs. Dal.
3.0	QB Tom Brady	Oct. 8, 2020 vs. T.B.
	QB Jared Goff	Oct. 3, 2021 vs. Det.
	QB Josh McCown	Sept. 17, 2017 vs. NYJ
	QB Jameis Winston	Nov. 3, 2024 at Cle.
2.0	QB Sam Bradford	Sept. 23, 2018 at Ari.
	QB Teddy Bridgewater	Oct. 18, 2020 at Car.
	QB Joe Flacco	Sept. 15, 2019 at Den.
	QB Lamar Jackson	Nov. 26, 2023 vs. Bal.
	QB Daniel Jones	Sept. 20, 2020 vs. NYG
	QB Colin Kaepernick	Dec. 7, 2017 vs. S.F.
	QB Case Keenum	Sept. 23, 2019 at Was.
	QB Jordan Love	Nov. 19, 2023 at G.B.
	QB Patrick Mahomes	Sept. 15, 2022 at K.C.
	QB Marcus Mariota	Nov. 29, 2015 at Ten.
	QB Baker Mayfield	Sept. 26, 2021 at Cle.
	QB Philip Rivers	Oct. 27, 2019 vs. LAC
	QB Geno Smith	Dec. 3, 2017 vs. NYG
	QB Matthew Stafford	Nov. 11, 2018 vs. Det.
	QB Russell Wilson	Oct. 17, 2022 vs. Den.
	QB Zach Wilson	Nov. 6, 2023 at NYJ
	QB Bailey Zappe	Dec. 3, 2023 at N.E.
1.5	QB Gardner Minshew II	Sept. 8, 2024 vs. L.V.
1.0	QB Blake Bortles	Oct. 23, 2016 at Jax.
	QB Drew Brees	Nov. 1, 2020 vs. N.O.
	QB Joe Burrow	Sept. 19, 2021 vs. Cin.
	QB Jay Cutler	Oct. 4, 2015 at Chi.
	QB Justin Fields	Sept. 22, 2024 at Pit.
	QB Ryan Fitzpatrick	Sept. 30, 2018 vs. T.B.
	QB Nick Foles	Dec. 26, 2022 at Ind.
	QB Blaine Gabbert	Jan. 7, 2024 vs. K.C.
	QB Jimmy Garoppolo	Nov. 13, 2022 at S.F.
	QB DeShone Kizer	Sept. 9, 2018 at G.B.
	QB Eli Manning	Dec. 2, 2018 at NYG
	QB Davis Mills	Oct. 2, 2022 at Hou.
	QB Cam Newton	Nov. 27, 2016 vs. Car.
	QB Kyle Orton	Dec. 21, 2014 vs. Buf.
	QB Spencer Rattler	Oct. 27, 2024 vs. N.O.
	QB Jarrett Stidham	Dec. 31, 2023 at Den.
	QB Tyrod Taylor	Dec. 4, 2016 vs. Buf.
	QB Deshaun Watson	Dec. 13, 2020 vs. Hou.
0.5	QB Matt Ryan	Sept. 27, 2020 at Atl.

### POSTSEASON CAREER SACKS BY PASSER (1.0)

Sacks	Passer	Most Recent Sack
1.0	QB Trevor Lawrence	Jan. 14, 2023 at Jax.*

\*AFC Wild Card

# JOEY BOSA



## NOT YOUR AVERAGE JOEY

Since entering the NFL in 2016, **Joey Bosa** has been a force, recording the sixth-best sacks-per-game over that span (min. 80 games played). He is also ranks No. 11 in that time with 70.0 sacks.

### SACKS PER GAME, MIN. 80 GAMES PLAYED, SINCE 2016

Rank	Team/s	Player	Sacks/Game
1.	Pit.	LB T.J. Watt	0.91
2.	Cle.	DE Myles Garrett	0.88
3.	Min./Hou.	DE Danielle Hunter	0.78
4.	Ari./L.V.	OLB Chandler Jones	0.77
5.	LAR	DT Aaron Donald	0.75
<b>6.</b>	<b>LAC</b>	<b>OLB Joey Bosa</b>	<b>0.69</b>
7.	N.O./Cin.	DE Trey Hendrickson	0.68
<b>8.</b>	<b>Oak./Chi./LAC</b>	<b>OLB Khalil Mack</b>	<b>0.67</b>
9.	L.V.	DE Maxx Crosby	0.63
10.	Den./LAR/Buf.	OLB Von Miller	0.62

### SACKS, NFL, SINCE 2016

Rank	Team/s	Player	Sacks
1.	Pit.	LB T.J. Watt	106.0
2.	Cle.	DE Myles Garrett	98.5
3.	Min./Hou.	OLB Danielle Hunter	92.0
4.	LAR	DT Aaron Donald	91.0
<b>5.</b>	<b>Oak./Chi./LAC</b>	<b>OLB Khalil Mack</b>	<b>87.0</b>
6.	K.C.	DT Chris Jones	80.5
7.	N.O.	DE Cameron Jordan	79.5
8.	Ari./L.V.	OLB Chandler Jones	76.0
9.	N.O./Cin.	DE Trey Hendrickson	71.0
10.	Jax./Min./Bal./L.V./Ind./Chi.	DE Yannick Ngakoue	70.5
<b>11.</b>	<b>LAC</b>	<b>OLB Joey Bosa</b>	<b>70.0</b>
12.	Bal./N.E./Atl.	LB Matthew Judon	69.0

## FORCING THE ISSUE

After leading the NFL with seven strip-sacks in 2021, **Joey Bosa** continues to be among the league's best at jarring the ball free. He has nine strip-sacks since 2021, good for the fourth-most in the NFL over that span and ranks tied for No. 2 in forced fumbles.

### STRIP-SACKS, NFL, SINCE 2021

Rank	Team/s	Player	Strip-Sacks
1.	Pit.	LB T.J. Watt	11
2.	Cin.	DE Trey Hendrickson	10
	Cle.	DE Myles Garrett	10
<b>4.</b>	<b>LAC</b>	<b>OLB Joey Bosa</b>	<b>9</b>
5.	Car./Phi./NYJ	LB Haason Reddick	8
	Den./Mia.	OLB Bradley Chubb	8
	S.F.	DL Nick Bosa	8
8.	—	Five Other Players	7

### FORCED FUMBLES, NFL, SINCE 2021

Rank	Team/s	Player	Forced Fumbles
1.	Pit.	LB T.J. Watt	15
<b>2.</b>	<b>LAC</b>	<b>OLB Joey Bosa</b>	<b>10</b>
	Cin.	DE Trey Hendrickson	10
	Cle.	DE Myles Garrett	10
	S.F.	LB Fred Warner	10
<b>6.</b>	<b>Chi./LAC</b>	<b>OLB Khalil Mack</b>	<b>9</b>
	Den./Mia.	OLB Bradley Chubb	9
	Ind./NYG	LB Bobby Okereke	9
	T.B.	S Antoine Winfield Jr.	9
	S.F.	DL Nick Bosa	9
10.	—	Eight Other Players	8

Bosa has gone for the ball when taking down the quarterback since he entered the NFL. His 14 career strip-sacks are tied for the ninth-most since 2016.

10 of Bosa's 14 career strip-sacks came on third down, which leads the NFL over that span. Seven of his third-down strip-sacks have come since 2021, which is also a league-high.

### STRIP-SACKS, THIRD DOWN, NFL, SINCE 2016

Rk.	Team/s	Player	Strip-Sacks
<b>1.</b>	<b>LAC</b>	<b>OLB Joey Bosa</b>	<b>10</b>
2.	StL/LAR/Mia./Dal./Chi./Phi.	LB Robert Quinn	8
	Jax./LAR/Atl./Dal.	DE Dante Fowler Jr.	8
	Pit.	LB T.J. Watt	8
5.	LAR	DT Aaron Donald	7

### STRIP-SACKS, THIRD DOWN, NFL, SINCE 2021

Rank	Team/s	Player	Strip-Sacks
<b>1.</b>	<b>LAC</b>	<b>OLB Joey Bosa</b>	<b>7</b>
2.	S.F./Ind.	DE Samson Ebukam	5
	Pit.	LB T.J. Watt	5
<b>4.</b>	<b>Ten./Atl./LAC</b>	<b>OLB Bud Dupree</b>	<b>4</b>
	Sea./Chi.	DE Darrell Taylor	4
	Cin.	DE Trey Hendrickson	4
	T.B.	OLB Shaquil Barrett	4

# JOEY BOSA

## BOSA'S SACKS BY PASSER

Joey Bosa has 70.0 career sacks. He has sacked QB Derek Carr 8.5 times in his career, more than he's sacked any other quarterback. Bosa has brought down 42 different passers in his career, including 17 more than once. Below is a look at his career sacks by passer:

### REGULAR-SEASON CAREER SACKS BY PASSER (70.0)

Sacks	Passer	Most Recent Sack
8.5	QB Derek Carr	Sept. 11, 2022 vs. L.V.
4.0	QB Ryan Tannehill	Sept. 17, 2023 at Ten.
3.5	QB Trevor Siemian	Oct. 22, 2017 vs. Den.
	QB Gardner Minshew II	Sept. 8, 2024 vs. L.V.
2.5	QB Patrick Mahomes	Dec. 16, 2021 vs. K.C.
	QB Josh Rosen	Sept. 29, 2019 at Mia.
	QB Zach Wilson	Nov. 6, 2023 at NYJ
2.0	QB Josh Allen	Nov. 29, 2020 at Buf.
	QB Kirk Cousins	Sept. 24, 2023 at Min.
	QB Robert Griffin III	Dec. 24, 2016 at Cle.
	QB Eli Manning	Oct. 8, 2015 at NYG
	QB Ben Roethlisberger	Nov. 21, 2021 vs. Pit.
	QB Matt Ryan	Oct. 23, 2016 at Atl.
	QB Alex Smith	Sept. 24, 2017 vs. K.C.
	QB Mitchell Trubisky	Oct. 27, 2019 at Chi.
1.5	QB Lamar Jackson	Oct. 17, 2021 at Bal.
	QB Aaron Rodgers	Nov. 3, 2019 vs. G.B.
1.0	WR Davante Adams	Sept. 11, 2022 vs. L.V.
	QB Tyson Bagent	Oct. 29, 2023 vs. Chi.
	QB Matt Barkley	Nov. 29, 2020 at Buf.
	QB Blake Bortles	Nov. 12, 2017 at Jax.
	QB Tom Brady	Oct. 29, 2017 at N.E.
	QB Drew Brees	Oct. 12, 2020 at N.O.
	QB Teddy Bridgewater	Sept. 27, 2020 vs. Car.
	QB Jacoby Brissett	Sept. 8, 2019 vs. Ind.
	QB Joe Burrow	Sept. 13, 2020 at Cin.
	QB Jeff Driskel	Dec. 9, 2018 vs. Cin.
	QB Joe Flacco	Oct. 6, 2019 vs. Den.
	QB Ryan Fitzpatrick	Sept. 12, 2021 at Was.
	QB Mike Glennon	Dec. 12, 2021 vs. NYG
	QB Jalen Hurts	Nov. 7, 2021 at Phi.
	QB Case Keenum	Dec. 30, 2017 at Den.
	QB DeShone Kizer	Dec. 3, 2017 vs. Cle.
	QB Will Levis	Nov. 10, 2024 vs. Ten.
	QB Drew Lock	Nov. 28, 2021 at Den.
	QB Cam Newton	Dec. 11, 2016 at Car.
	QB Tyrod Taylor	Nov. 19, 2017 vs. Buf.
	QB Russell Wilson	Jan. 8, 2023 at Den.
	QB Jameis Winston	Dec. 4, 2016 vs. T.B.
	QB Bryce Young	Sept. 15, 2024 at Car.
0.5	QB Brock Osweiler	Nov. 27, 2016 at Hou.
	QB Deshaun Watson	Sept. 22, 2019 vs. Hou.

### POSTSEASON CAREER SACKS BY PASSER (1.0)

Sacks	Passer	Most Recent Sack
1.0	QB Lamar Jackson	Jan. 6, 2019 at Bal.* *AFC Wild Card



## ONE OF A KIND

With 8.5 sacks in his first eight games of 2017, **Joey Bosa** brought his career total to 19.0 sacks over his first 20 career games. That topped the previous NFL record of 18.5 set by Aldon Smith in 2012.

### SACKS, FIRST 20 CAREER GAMES, NFL HISTORY

Rank	Team	Player	Sacks
1.	Chargers	DE <b>Joey Bosa</b>	19.0
2.	49ers	LB Aldon Smith	18.5
3.	Cowboys	LB Micah Parsons	17.0
	Packers	LB Clay Matthews	17.0

## BRING THE HEAT

**Joey Bosa** ranks second in sacks in team history after reaching 70.0 for his career.

### CAREER SACKS LEADERS, CHARGERS HISTORY SINCE 1982

Rank	Seasons	Player	Sacks
1.	1986-95	DE Leslie O'Neal	105.5
2.	2016-Present	OLB <b>Joey Bosa</b>	70.0
3.	2004-12	LB Shaun Phillips	69.5
4.	1984-90	DE Lee Williams	65.5
5.	2012-20	DE Melvin Ingram III	49.0
6.	1990-2002	LB Junior Seau	47.0

# TULI TUIPULOTU

## REMEMBER, REMEMBER TULI IN NOVEMBER

Tuli Tuipulotu has been the NFL's most disruptive pass rusher during the month of November, tying for the league lead with six sacks during the month.

The former Pac-12 Defensive Player of the Year also leads the league with 10 quarterback hits in November. With six tackles for loss during the month, Tuipulotu is just the fifth player in the last 10 seasons to have five sacks, 10 quarterback hits and five tackles for loss during a single November.

### SACKS LEADERS, NOVEMBER, NFL, 2024

Rank	Team	Player	Sacks
1.	LAC	OLB Tuli Tuipulotu	6.0
	Cle.	DE Myles Garrett	6.0
3.	Dal.	LB Micah Parsons	5.5
4.	Hou.	DE Danielle Hunter	5.0
	LAR	DE Braden Fiske	5.0

### QUARTERBACK HITS LEADERS, NOVEMBER, NFL, 2024

Rank	Team	Player	QB Hits
1.	LAC	OLB Tuli Tuipulotu	10
2.	Bal.	OLB Ofe Oweh	9
	Cin.	DE Trey Hendrickson	9
	Dal.	DT Osa Odighizuwa	9
	Dal.	LB Micah Parsons	9
6.	—	Three Other Players	8

### PLAYERS WITH FIVE SACKS, 10 QUARTERBACK HITS AND FIVE TACKLES FOR LOSS, SINGLE NOVEMBER, NFL, SINCE 2015

Month	Team	Player	Sks	QB Hits	TFLs
Nov. 2024	LAC	OLB Tuli Tuipulotu	6.0	10	6
Nov. 2021	Dal.	LB Micah Parsons	6.5	12	8
Nov. 2020	N.O.	DE Cameron Jordan	5.0	10	6
Nov. 2019	NYJ	S Jamal Adams	6.5	10	5
Nov. 2015	Hou.	DE J.J. Watt	7.5	26	9

## TULI IMPACTS TWO PHASES

In the the team's Week 9 victory, OLB Tuli Tuipulotu recorded 2.5 sacks on defense and a pair of special teams tackles, becoming the first NFL player since 2020 and fifth since 2015 to have multiple sacks and multiple special teams tackles in the same game.

### PLAYERS WITH MULTIPLE SACKS AND MULTIPLE SPECIAL TEAMS TACKLES, SINGLE GAME, NFL, SINCE 2015

Game	Tm.	Player	Scks.	ST Tkl.
Nov. 3, 2024 at Cle.	LAC	OLB Tuli Tuipulotu	2.5	2
Dec. 20, 2020 vs. Phi.	Ari.	LB Dennis Gardeck	2.0	2
Oct. 15, 2017 vs. Chi.	Bal.	LB Matthew Judon	2.0	2
Dec. 18, 2016 vs. Cle.	Buf.	LB Lorenzo Alexander	1.5	3
Dec. 6, 2015 at Oak.	K.C.	LB Frank Zombo	2.0	3

## TULI'S STREAK OF MULTI-SACK GAMES



In three-straight games during the team's four-game winning streak in November, Tuli Tuipulotu recorded multiple sacks. He was the second NFL player this season and fourth Charger since sacks became an official statistic in 1982 to have three-straight games with multiple sacks. Tuipulotu is just the eighth player to have a three-game multi-sack streak within the first two seasons of a career since sacks became an official stat in 1982.

### CONSECUTIVE MULTI-SACK GAMES, CHARGERS, SINCE 1982

Rk.	Player	Dates	Consec. Games
1.	OLB Tuli Tuipulotu	Nov. 3, 2024-Nov. 17, 2024	3
	OLB Khalil Mack	Nov. 19, 2023-Dec. 3, 2023	3
	OLB Joey Bosa	Oct. 20, 2019-Nov. 3, 2019	3
	LB Shawne Merriman	Oct. 29, 2006-Dec. 10, 2006	3

### CONSECUTIVE MULTI-SACK GAMES, NFL, 2024

Rk.	Team	Player	Consec. Games (Dates)
1.	LAC	OLB Tuli Tuipulotu	3 (Nov. 3, 2024-Nov. 17, 2024)
	Bal.	OLB Kyle Van Noy	3 (Sept. 15, 2024-Sept. 29, 2024)

### CONSECUTIVE MULTI-SACK GAMES, WITHIN FIRST TWO PRO SEASONS, NFL, SINCE 1982

Rk.	Team	Player	Consec. Games (Dates)
1.	S.F.	LB Aldon Smith	4 (Oct. 29, 2012-Nov. 25, 2012)
2.	LAC	OLB Tuli Tuipulotu	3 (Nov. 3, 2024-Nov. 17, 2024)
	Oak.	DE Khalil Mack	3 (Nov. 29, 2015-Dec. 13, 2015)
	Hou.	DE J.J. Watt	3 (Sept. 16, 2012-Sept. 30, 2012)
	S.F.	LB Aldon Smith	3 (Oct. 2, 2011-Oct. 16, 2011)
	Pit.	LB LaMarr Woodley	3 (Sept. 29, 2008-Oct. 19, 2008)
	S.D.	LB Shawne Merriman	3 (Oct. 29, 2006-Dec. 10, 2006)
	Mia.	LB Bryan Cox	3 (Sept. 20, 1992-Oct. 4, 1992)
	Chi.	DE Richard Dent	3 (Oct. 21, 1984-Nov. 4, 1984)

# CAMERON DICKER



## MAKING NFL HISTORY

**Cameron Dicker** has made 79-of-84 career field goal attempts. His field goal percentage of 94.0 is the best in NFL history by a player with at least 50 attempts.

### FIELD GOAL PCT., MIN. 50 ATTEMPTS, NFL HISTORY

Rank	Team/s	Player	Field Goal Pct. (Made-Att.)
1.	Phi./LAC	<b>K Cameron Dicker</b>	<b>94.0 (79-84)</b>
2.	Dal.	K Brandon Aubrey	90.0 (63-70)
3.	K.C.	K Harrison Butker	89.2 (215-241)
4.	Bal.	K Justin Tucker	89.0 (414-465)
5.	Chi./NYJ/Car.	K Eddie Pineiro	88.5 (108-122)

## DICKER KICKS CONSISTENTLY

**Cameron Dicker** has made 64 of his 65 career field goal attempts from less than 50 yards out. His 98.5 percentage on field goals from less than 50 yards is the best by any NFL kicker in at least the last 30 seasons (min. 50 attempts of less than 50 yards).

### FIELD GOAL PCT., LESS THAN 50-YARD ATTEMPTS, MIN. 50 ATTEMPTS, NFL, SINCE 1991

Rk.	Team/s	Player	Field Goal Pct. (Made-Att.)
1.	Phi./LAC	<b>K Cameron Dicker</b>	<b>98.5 (64-65)</b>
2.	Bal.	K Justin Tucker	94.9 (352-371)
3.	K.C.	K Harrison Butker	93.9 (185-197)
4.	T.B./LAR/Ind.	K Matt Gay	92.1 (128-139)
5.	Jax./Det./Cle./NYJ	K Riley Patterson	91.8 (56-61)

## THE BEST THROUGH THREE SEASONS

As a rookie, **Cameron Dicker** made 21-of-22 field goals (95.5 pct.) to set the record for best field goal percentage by a rookie kicker since the 1970 NFL-AFL Merger (min. 15 att.). He has continued his excellence with the Bolts, making 79-of-84 career attempts (94.0 pct.). Dicker's 94.0 career field goal percentage is the best within the first three seasons of a career among kickers with at least 50 field goal attempts.

### FIELD GOAL PCT., FIRST THREE SEASONS, MIN. 50 ATTEMPTS, NFL, SINCE 1970

Rank	Team/s	Player	Field Goal Pct. (Made-Att.)
1.	Phi./LAC	<b>K Cameron Dicker</b>	<b>94.0 (79-84)</b>
2.	Dal.	K Dan Bailey	90.8 (89-98)
3.	Dal.	K Brandon Aubrey	90.0 (63-70)
4.	Bal.	K Justin Tucker	89.8 (97-108)
5.	K.C.	K Harrison Butker	89.7 (96-107)

## DICKER MATCHES FRANCHISE RECORDS

To open scoring in the second quarter against Arizona, **Cameron Dicker** made a 59-yard field goal to give the Bolts a 3-0 lead. Dicker's field goal marked a career-long for the Texas product and matched a franchise record set by K Michael Badgley on Dec. 9, 2018 against Cincinnati.

Dicker was good from 50-plus twice, scoring again from 50 yards in the second quarter marking his second career game with multiple 50-yard field goals. The feat matched a single-game franchise record for 50-plus yard field goals. He is one of only two Chargers to accomplish the feat, joining John Carney who also did so twice.

### LONGEST MADE FIELD GOAL, CHARGERS HISTORY

Rank	Game	Player	Distance
1.	<b>Oct. 21, 2024 at Ari.</b>	<b>K Cameron Dicker</b>	<b>59 yards</b>
	Dec. 9, 2018 vs. Cin.	Michael Badgley	59 yards
3.	Dec. 21, 2008 at T.B.	Nate Kaeding	57 yards
4.	Nov. 6, 2023 at NYJ	K Cameron Dicker	55 yards
	Oct. 22, 2023 at K.C.	K Cameron Dicker	55 yards
	Nov. 29, 2009 vs. K.C.	K Nate Kaeding	55 yards

# CAMERON DICKER

## DICKER'S KICKS BY VENUE & SURFACE

### REGULAR-SEASON KICKING BY VENUE

Stadium*	GP	FGM	FGA	Pct.	1-19	20-29	30-39	40-49	50+	Lg	XPM	XPA	Pts
Acrisure Stadium . . . . .	1	1	1	100.0	0-0	1-1	0-0	0-0	0-0	28	1	1	4
Allegiant Stadium . . . . .	2	3	3	66.7	0-0	0-0	2-2	0-0	0-1	37	5	5	11
Bank of America Stadium . . . . .	2	2	2	100.0	0-0	0-0	0-0	2-2	0-0	46	2	3	8
Empower Field at Mile High . . . . .	3	8	9	88.9	0-0	1-1	3-3	2-2	2-3	52	4	4	28
GEHA Field at Arrowhead Stadium . . . . .	1	1	1	100.0	0-0	0-0	0-0	0-0	1-1	55	2	2	5
Gillette Stadium . . . . .	2	2	2	100.0	0-0	0-0	2-2	0-0	0-0	38	2	2	6
Huntington Bank Field . . . . .	0	1	1	0.0	0-0	0-0	0-0	0-1	0-0	—	3	4	3
Lambeau Field . . . . .	2	2	2	100.0	0-0	2-2	0-0	0-0	0-0	26	2	2	8
Levi's Stadium . . . . .	3	3	3	100.0	0-0	1-1	0-0	2-2	0-0	47	1	1	10
Lucas Oil Stadium . . . . .	2	2	2	100.0	0-0	2-2	0-0	0-0	0-0	24	2	2	8
Mercedes-Benz Stadium . . . . .	2	5	5	100.0	0-0	0-0	3-3	1-1	1-1	51	2	2	17
MetLife Stadium . . . . .	2	2	2	100.0	0-0	0-0	1-1	0-0	1-1	55	3	3	9
Nissan Stadium . . . . .	3	3	3	100.0	0-0	1-1	2-2	0-0	0-0	33	1	1	10
SoFi Stadium . . . . .	19	38	39	97.4	1-1	10-10	5-5	14-14	8-9	53	44	45	158
State Farm Stadium . . . . .	3	8	8	100.0	0-0	3-3	0-0	3-3	2-2	59	4	4	13
U.S. Bank Stadium . . . . .	1	0	1	0.0	0-0	0-0	0-0	0-0	0-1	—	4	4	4
<b>Totals . . . . .</b>	<b>40</b>	<b>79</b>	<b>84</b>	<b>94.0</b>	<b>1-1</b>	<b>21-21</b>	<b>18-18</b>	<b>24-25</b>	<b>15-19</b>	<b>59</b>	<b>80</b>	<b>83</b>	<b>317</b>
<i>Artificial Surfaces . . . . .</i>	<i>27</i>	<i>54</i>	<i>56</i>	<i>96.4</i>	<i>1-1</i>	<i>13-13</i>	<i>13-13</i>	<i>1-17</i>	<i>10-12</i>	<i>55</i>	<i>58</i>	<i>60</i>	<i>220</i>
<i>Grass Surfaces . . . . .</i>	<i>13</i>	<i>25</i>	<i>28</i>	<i>89.3</i>	<i>0-0</i>	<i>8-8</i>	<i>5-5</i>	<i>7-8</i>	<i>5-7</i>	<i>59</i>	<i>22</i>	<i>23</i>	<i>97</i>

### POSTSEASON KICKING BY VENUE

Stadium*	GP	FGM	FGA	Pct.	1-19	20-29	30-39	40-49	50+	Lg	XPM	XPA	Pts
TIAA Bank Field . . . . .	1	3	4	75.0	0-0	2-2	0-0	0-1	1-1	50	3	3	12
<b>Totals . . . . .</b>	<b>1</b>	<b>3</b>	<b>4</b>	<b>75.0</b>	<b>0-0</b>	<b>2-2</b>	<b>0-0</b>	<b>0-1</b>	<b>1-1</b>	<b>50</b>	<b>3</b>	<b>3</b>	<b>12</b>
<i>Artificial Surfaces . . . . .</i>	<i>0</i>	<i>0</i>	<i>0</i>	<i>—</i>	<i>0-0</i>	<i>0-0</i>	<i>0-0</i>	<i>0-0</i>	<i>0-0</i>	<i>—</i>	<i>0</i>	<i>0</i>	<i>0</i>
<i>Grass Surfaces . . . . .</i>	<i>1</i>	<i>3</i>	<i>4</i>	<i>75.0</i>	<i>0-0</i>	<i>2-2</i>	<i>0-0</i>	<i>0-1</i>	<i>1-1</i>	<i>50</i>	<i>3</i>	<i>3</i>	<i>12</i>

\*Current or most recent name of venue when operational

## OTHER PLAYER NOTES



### HENLEY GETS DOUBLE DIGITS

In Week 13, **LB Daiyan Henley** posted his sixth-straight game with 10 or more tackles, good for the longest such streak in the NFL this season and setting the longest streak by a Charger since the turn of the century.

With another 10-tackle performance in Week 14, Henley would tie for the third-longest streak by any NFL player since 2000.

#### CONSECUTIVE GAMES WITH 10-PLUS TACKLES, NFL, 2024

Rk.	Team	Player	Consec. Games (Dates)
1.	LAC	LB Daiyan Henley	6 (Oct. 27, 2024-Present)
2.	L.V.	S Robert Spillane	5 (Sept. 8, 2024-Oct. 6, 2024)
3.	Atl.	LB Kaden Elliss	4 (Oct. 20, 2024-Nov. 10, 2024)
	Buf.	LB Dorian Williams	4 (Sept. 12, 2024-Oct. 6, 2024)
	Ind.	LB E.J. Speed	4 (Sept. 8, 2024-Sept. 29, 2024)

#### CONSECUTIVE GAMES WITH 10-PLUS TACKLES, CHARGERS, SINCE 2000

Rk.	Player	Dates	Consec. Games
1.	LB Daiyan Henley	Oct. 27, 2024-Present	6
2.	LB Donnie Edwards	Nov. 16, 2003-Dec. 7, 2003	4
3.	LB Drue Tranquill	Dec. 18, 2022-Jan. 1, 2023	3
	LB Kyzir White	Nov. 28, 2021-Dec. 12, 2021	3
	LB Kyzir White	Sept. 27, 2020-Oct. 12, 2020	3
–	Eight Other Streaks		3

#### CONSECUTIVE GAMES WITH 10-PLUS TACKLES, NFL, SINCE 2000

Rk.	Team	Player	Consec. Games (Dates)
1.	Ind.	LB E.J. Speed	8 (Dec. 16, 2023-Nov. 29, 2024)
	Mia.	LB Zach Thomas	8 (Dec. 26, 2004-Oct. 21, 2005)
3.	NYJ	LB C.J. Mosley	7 (Dec. 5, 2021-Sept. 11, 2022)
4.	LAC	LB Daiyan Henley	6 (Oct. 27, 2024-Present)
	L.V.	S Robert Spillane	5 (Sept. 8, 2024-Oct. 6, 2024)
	Phi./Chi.	LB T.J. Edwards	6 (Dec. 24, 2022-Sept. 24, 2023)
	Atl.	LB Rashaan Evans	6 (Nov. 6, 2022-Dec. 18, 2022)
	Sea.	LB Jordyn Brooks	6 (Nov. 14, 2021-Dec. 21, 2021)
	L.V.	LB Denzel Perryman	6 (Sept. 13, 2021-Oct. 17, 2021)
	Den.	LB Todd Davis	6 (Nov. 3, 2019-Dec. 15, 2019)
	Car.	LB Luke Kuechly	6 (Sept. 8, 2016-Oct. 16, 2016)
	Car.	LB Luke Kuechly	6 (Oct. 7, 2012-Nov. 18, 2010)
	Was.	LB London Fletcher	6 (Nov. 20, 2011-Dec. 24, 2011)

### MCCONKEY A STANDOUT ROOKIE

**WR Ladd McConkey** has caught 58 passes for 815 yards (14.1 avg.) and four touchdowns this season, ranking No. 9 in yards per reception among all NFL players with at least 50 receptions.

His efforts stand out amongst rookies, as his 14.1-yard receiving average leads all rookies (min. 50 catches), while his 815 yards rank second and his 58 catches rank third among all rookies in 2024. McConkey has also converted 38 of his 58 receptions this season for first downs or touchdowns, the highest clip by any rookie in 2024 with at least 50 receptions.

#### RECEPTIONS, ROOKIES, NFL, 2024

Rank	Team	Player	Receptions
1.	L.V.	TE Brock Bowers	84
2.	NYG	WR Malik Nabers	75
3.	LAC	WR Ladd McConkey	58
4.	Jax.	WR Brian Thomas Jr.	46
5.	Ari.	WR Marvin Harrison Jr.	41
	Chi.	WR Rome Odunze	41

#### RECEIVING YARDS, ROOKIES, NFL, 2024

Rank	Team	Player	Receiving Yards
1.	L.V.	TE Brock Bowers	884
2.	LAC	WR Ladd McConkey	815
3.	Jax.	WR Brian Thomas Jr.	765
4.	NYG	WR Malik Nabers	740
5.	Ari.	WR Marvin Harrison Jr.	606

#### RECEIVING AVERAGE, ROOKIES, MIN. 50 REC., NFL, 2024

Rank	Team	Player	Receiving Avg.
1.	LAC	WR Ladd McConkey	14.1
2.	L.V.	TE Brock Bowers	10.5
3.	NYG	WR Malik Nabers	9.9

### DAIYAN AN ELITE DEFENDER

In a breakout campaign this season, **LB Daiyan Henley** ranks No. 9 in the NFL with his team-high 109 tackles. His versatility in the run and pass game has been on display, as Henley is the only NFL player this season to record at least 100 tackles and five passes defended.

#### TACKLES, NFL, 2024

Rank	Team	Player	Tackles
1.	Ind.	LB Zaire Franklin	135
2.	Ind.	S Nick Cross	125
3.	Bal.	LB Roquan Smith	121
4.	Ind.	LB E.J. Speed	117
	Phi.	LB Zach Baun	117
6.	Ari.	S Budda Baker	114
7.	L.B.	S Robert Spillane	111
8.	Cin.	LB Germaine Pratt	110
9.	LAC	LB Daiyan Henley	109
10.	Dal.	LB Eric Kendricks	107



## OTHER PLAYER NOTES

### MCCONKEY KEEPS CLIMBING

In his rookie season, **WR Ladd McConkey** paces the team in receptions (58) and receiving yards (815), while ranking second in touchdown grabs (four). His 58 catches are the third-most in franchise history by a rookie, while his 815 receiving yards also rank No. 3 among rookies in Chargers history.

#### RECEPTIONS, ROOKIES, CHARGERS HISTORY

Rank	Season	Player	Receptions
1.	2013	WR Keenan Allen <sup>†</sup>	71
2.	2001	RB LaDainian Tomlinson <sup>†</sup>	59
3.	2024	<b>WR Ladd McConkey</b>	<b>58</b>
4.	1978	WR John Jefferson <sup>**</sup>	56
5.	1981	RB James Brooks	46

#### RECEIVING YARDS, ROOKIES, CHARGERS HISTORY

Rank	Season	Player	Receiving Yards
1.	2013	WR Keenan Allen <sup>†</sup>	1,046
2.	1978	WR John Jefferson <sup>**</sup>	1,001
3.	2024	<b>WR Ladd McConkey</b>	<b>815</b>
4.	1988	WR Anthony Miller	526
5.	1996	WR Charlie Jones	524

<sup>†</sup>Pro Bowl Selection

<sup>\*\*</sup>Professional Football Writers of America All-Rookie

In the team's Week 11 win over Cincinnati, McConkey recorded a career-best 123 yards on six receptions (20.5 avg.). It was the seventh-most receiving yards in a single game by a Chargers rookie ever and the most by a Bolts rookie in a game since 2013.

#### MOST RECEIVING YARDS, ROOKIES, SINGLE GAME, CHARGERS HISTORY

Rank	Game	Player	Rec. Yds
1.	Dec. 4, 1978 vs. Chi.	WR John Jefferson	155
2.	Dec. 17, 1978 at Hou. <sup>^</sup>	WR John Jefferson	149
3.	Nov. 3, 1974 vs. Cle.	WR Harrison Davis	142
4.	Nov. 12, 1978 vs. K.C.	WR John Jefferson	130
5.	Nov. 3, 2013 at Was.	WR Keenan Allen	128
6.	Nov. 24, 2013 at K.C.	WR Keenan Allen	124
7.	<b>Nov. 17, 2024 vs. Cin.</b>	<b>WR Ladd McConkey</b>	<b>123</b>
8.	Nov. 3, 1974 vs. Cle.	RB Don Woods	119

<sup>^</sup>Houston Oilers

In Week 13, McConkey hauled in 117 receiving yards, his third 100-yard performance of the season. 105 of those yards came in the first half, the most ever by a Chargers rookie in a single first half. McConkey's three 100-yard receiving games are tied for the second-most by a rookie in team history.

#### GAMES WITH 100-PLUS RECEIVING YARDS, ROOKIES, CHARGERS HISTORY

Rank	Season	Player	Games
1.	2013	WR Keenan Allen <sup>†</sup>	5
2.	2024	<b>WR Ladd McConkey</b>	<b>3</b>
	1978	WR John Jefferson <sup>**</sup>	3
4.	—	Six Other Players	1

### TARHEEB PICKS OFF PASSES

In the Week 13 victory over Atlanta, **CB Tarheeb Still** broke up three passes and recorded two interceptions, including one he returned 61 yards for a touchdown. He became just the fourth rookie since 2020 to have a game with multiple interceptions and a pick-six. A fifth-round selection in the 2024 NFL Draft, Still is just the third Day 3 draft pick to record multiple interceptions and a pick six in the same game as a rookie in over 20 seasons.

#### ROOKIES WITH MULTIPLE INTERCEPTIONS AND PICK SIX, DAY 3 DRAFT PICKS, SINGLE GAME, NFL, SINCE 2005

Game	Tm.	Player	INTs	INT-TD
Dec. 1, 2024 at Atl.	LAC	<b>CB Tarheeb Still</b>	<b>2</b>	<b>1</b>
Dec. 25, 2022 vs. Den.	LAR	CB Cobie Durant	2	1
Oct. 29, 2006 at N.O.	Bal.	S Dawan Landry	2	1

On the season, Still has three interceptions, eight passes defended, the 61-yard pick six and a half-sack. He is the only NFL rookie this season to have a sack, multiple interceptions, a pick six and five passes defended.

#### ROOKIES WITH MULTIPLE INTERCEPTIONS AND FIVE PASSES DEFENSED, NFL, 2024

Team	Player	INT-TD	Sacks	INTs	PDs
LAC	<b>CB Tarheeb Still</b>	<b>1</b>	<b>0.5</b>	<b>3</b>	<b>8</b>
Hou.	S Calen Bullock	0	0.0	4	8
Hou.	CB Kamari Lassiter	0	0.0	3	8
Pit.	CB Beanie Bishop Jr.	0	0.5	3	6

### JOHNSTON HAULS IN SCORES



**WR Quentin Johnston** has been among the AFC's best scoring threats this season, scoring a career-high six receiving touchdowns in 2024. His six touchdown grabs rank tied for No. 4 among AFC players and tied for 10th in the NFL.

#### RECEIVING TOUCHDOWNS, AFC, 2024

Rank	Season	Player	Receiving Touchdowns
1.	Cin.	WR Ja'Marr Chase	13
2.	Ten.	WR Nick Westbrook-Ikhine	8
3.	Bal.	TE Mark Andrews	7
4.	LAC	<b>WR Quentin Johnston</b>	<b>6</b>
	Jax.	WR Brian Thomas Jr.	6
	Mia.	RB De'von Achane	6
7.	—	Seven Other Players	5

## OTHER PLAYER NOTES

### HENLEY MAKES AN IMPACT

In the team's Week 10 win, **LB Daiyan Henley** led the defense with 14 tackles and recorded the first sack of his career. He also added a tackle on special teams. Henley's performance was the 10th in the NFL since the beginning of the 2020 season with at least 10 tackles, a sack and a special teams tackle in a single game.

### PLAYER WITH 10 TACKLES, A SACK AND A SPECIAL TEAMS TACKLE, SINGLE GAME, NFL, SINCE 2020

Game	Tm.	Player	Tkls.	Scks.	ST Tkl.
<b>Nov. 10, 2024 vs. Ten.</b>	<b>LAC</b>	<b>LB D.Henley</b>	<b>14</b>	<b>1.0</b>	<b>1</b>
Nov. 20, 2022 vs. LAR	N.O.	LB K.Elliss	11	1.5	1
Sept. 11, 2022 vs. Phi.	Det.	S T.Walker	11	1.0	2
Dec. 5, 2021 vs. Ind.	Hou.	LB K.Grugier-Hill	19	1.0	1
Jan. 3, 2021 vs. Min.	Det.	S T.Walker	11	1.0	2
Jan. 3, 2021 at Den.	L.V.	LB N.Morrow	10	1.0	1
Dec. 13, 2020 vs. Min.	T.B.	S A.Winfield	11	1.0	1
Nov. 22, 2020 at Cle.	Phi.	LB A.Singleton	11	1.0	1
Nov. 1, 2020 vs. Dal.	Phi.	LB T.Edwards	12	1.0	1
Oct. 11, 2020 vs. Was.	LAR	LB T.Reeder	10	3.0	1

### MATLOCK A TWO-WAY PLAYER

**FB/DL Scott Matlock** became the first Charger since 1982, when sacks became an official statistic, to record a reception and a sack in a single game as he recorded a nine-yard reception and a sack in Week 8 against New Orleans.

It marks the 18th time that the feat has been accomplished and Matlock is one of just 13 players with both a reception and a sack in a single game since sacks became an official statistic.

### PLAYERS WITH A RECEPTION AND A SACK, SINGLE GAME, NFL, SINCE 1982

Game	Team	Player	Rec.	Sacks
<b>Oct. 27, 2024 vs. N.O.</b>	<b>LAC</b>	<b>Scott Matlock</b>	<b>1</b>	<b>1.0</b>
Dec. 22, 2019 vs. Cin.	Mia.	Christian Wilkins	1	1.0
Nov. 24, 2019 at Atl.	T.B.	Vita Vea	1	1.0
Dec. 6, 2015 at Ten.	Jax.	Tyson Alualu	1	1.0
Nov. 30, 2014 vs. Ten.	Hou.	J.J. Watt	1	2.0
Nov. 16, 2014 at Cle.	Hou.	J.J. Watt	1	1.0
Sept. 7, 2008 vs. Sea.	Buf.	Ryan Denney	1	1.0
Dec. 23, 2007 at Det.	K.C.	Jared Allen	1	2.0
Dec. 2, 2007 vs. S.D.	K.C.	Jared Allen	1	2.0
Oct. 28, 2007 vs. Was.	N.E.	Mike Vrabel	1	3.0
Dec. 26, 2005 at NYJ	N.E.	Mike Vrabel	2	1.0
Sept. 29, 2002 vs. Hou.	Phi.	Brian Dawkins	1	1.0
Oct. 30, 1995 at Min.	Chi.	Jim Flanigan	1	1.0
Sept. 11, 1995 vs. G.B.	Chi.	Jim Flanigan	1	1.0
Nov. 6, 1994 vs. N.E.	Cle.	James Jones	1	1.0
Dec. 20, 1992 vs. Hou. <sup>^</sup>	Cle.	James Jones	1	1.0
Dec. 8, 1985 at StL <sup>†</sup>	N.O.	James Haynes	1	1.0
Sept. 19, 1982 at Mia.	Bal.*	Barry Krauss	1	1.0

\*Baltimore Colts

†St. Louis Cardinals

^Houston Oilers

### POONA PICKS HIS FIRST PASS

In the fourth quarter of the Week 1 victory, **DL Poona Ford** hauled in a pass deflected by **OLB Khalil Mack** for his first career interception. Ford was the first defensive lineman in the NFL with a pick this season and was just the second defensive lineman to have a tackle for loss, interception and multiple pass breakups in a single game since tackles for loss began being tracked in 2008.

### INTERIOR DEFENSIVE LINEMEN WITH TACKLE FOR LOSS, INTERCEPTION AND MULTIPLE PASSES DEFENSED, SINGLE GAME, NFL, SINCE 2008

Game	Team	Player	TFL	INT	PD
<b>Sept. 8, 2024 vs. L.V.</b>	<b>LAC</b>	<b>DL Poona Ford</b>	<b>1</b>	<b>1</b>	<b>2</b>
Jan. 1, 2012 vs. NYJ	Mia.	DL Randy Starks	1	2	2

Ford added three sacks on the year, making him the third NFL interior defensive lineman in the last two years and fourth Chargers interior defensive lineman in history to have multiple sacks and an interception in the same season.

### INTERIOR DEFENSIVE LINEMEN WITH MULTIPLE SACKS AND AN INTERCEPTION, SINGLE SEASON, CHARGERS HISTORY

Season	Player	Sacks	INTs
<b>2024</b>	<b>DL Poona Ford</b>	<b>3.0</b>	<b>1</b>
2022	DL Sebastian Joseph-Day	2.0	1
2013	DT Sean Lissemore	2.0	1
1998	DT Norman Hand	6.0	2

### MCCONKEY AND VIDAL SCORE IN DEBUTS

In Week 1, **WR Ladd McConkey** made his NFL debut and led the team with five receptions for 39 yards (7.8 avg.), including a 10-yard touchdown catch in the fourth quarter to put the game away. He was the 10th Charger in history to haul in a touchdown pass in an NFL debut.

Four weeks later, **RB Kimani Vidal** made his NFL debut and hauled in a 38-yard touchdown on his first career reception. He became the 11th Charger ever to have a touchdown catch in a debut and the first Bolts running back since 1977 (Hank Bauer) to record a receiving touchdown on his first career reception.

### CHARGERS WITH RECEIVING TOUCHDOWN IN NFL DEBUT, SINCE 1970

Game	Player	Rec.	Rec. TD
<b>Oct. 13, 2024 at Den.</b>	<b>RB Kimani Vidal</b>	<b>2</b>	<b>1</b>
<b>Sept. 8, 2024 vs. L.V.</b>	<b>WR Ladd McConkey</b>	<b>5</b>	<b>1</b>
Sept. 11, 2022 vs. L.V.	FB Zander Horvath	2	1
Oct. 4, 2020 at T.B.	WR Tyron Johnson	1	1
	TE Donald Parham Jr.	1	1
Sept. 8, 2002 at Cin.	TE Josh Norman	1	1
Aug. 31, 1997 at N.E.	TE Freddie Jones	4	1
Sept. 1, 1991 at Pit.	WR Shawn Jefferson	3	1
Sept. 7, 1981 vs. Cle.	RB James Brooks	2	1
Sept. 3, 1978 at Sea.	WR John Jefferson	3	2
Sept. 19, 1971 vs. K.C.	RB Mike Montgomery	3	1

# CAREER NUMBERS AGAINST CHIEFS

## 97 JOEY BOSA OLB

### REGULAR SEASON DEFENSE

Date	Opp.	Res.	GP/GS	Tot	Solo	Asst	Sks	Yds	TFL	QBH	INT	Yds	Lg	TD	PD	FF	FR	Yds
01/01/17	K.C.	L	1/1	5	5	0	1.0	2	3	1	0	0	—	0	0	0	0	0
09/24/17	K.C.	L	1/1	6	4	2	1.0	6	1	1	0	0	—	0	0	0	0	0
12/16/17	at K.C.	L	1/1	4	4	0	0.0	0	0	0	0	0	—	0	0	0	0	0
12/13/18	at K.C.	W	1/1	1	1	0	0.0	0	0	1	0	0	—	0	0	0	0	0
11/18/19	K.C.	L	1/1	2	2	0	0.0	0	0	2	0	0	—	0	0	0	0	0
12/29/19	at K.C.	L	1/1	3	1	2	0.0	0	0	2	0	0	—	0	0	0	0	0
09/20/20	K.C.	L (OT)	1/1	4	2	2	1.0	13	1	2	0	0	—	0	0	0	0	0
09/26/21	at K.C.	W	1/1	3	1	2	0.5	4	0	2	0	0	—	0	0	0	0	0
12/16/21	K.C.	L (OT)	1/1	5	3	2	1.0	0	0	1	0	0	—	0	0	1	0	0
09/15/22	at K.C.	L	1/1	3	2	1	0.0	0	1	2	0	0	—	0	0	0	0	0
10/22/23	at K.C.	L	1/1	1	1	0	0.0	0	0	1	0	0	—	0	0	0	0	0
<b>Totals</b>	<b>2-9</b>	<b>11/10</b>	<b>37</b>	<b>26</b>	<b>11</b>	<b>4.5</b>	<b>25</b>	<b>6</b>	<b>15</b>	<b>0</b>	<b>0</b>	<b>—</b>	<b>0</b>	<b>0</b>	<b>1</b>	<b>0</b>	<b>0</b>	<b>0</b>

## 12 DERIUS DAVIS WR

### REGULAR SEASON RECEIVING

Date	Opp.	Res.	GP/GS	Rec.	Yds	Avg.	Lg	TD
10/22/23	at K.C.	L	1/0	1	10	10.0	10	0
1/7/24	K.C.	L	1/0	1	18	18.0	18	0
9/29/24	K.C.	L	1/0	0	0	—	—	0
<b>Totals</b>	<b>0-3</b>	<b>3/0</b>	<b>2</b>	<b>28</b>	<b>14.0</b>	<b>18</b>	<b>0</b>	

### REGULAR SEASON KICK RETURNING

Date	Opp.	Res.	GP	Ret.	Yds	Avg.	Lg	TD
10/22/23	at K.C.	L	1	0	0	—	—	0
1/7/24	K.C.	L	1	2	69	34.5	46	0
9/29/24	K.C.	L	1	0	0	—	—	0
<b>Totals</b>	<b>0-3</b>	<b>3</b>	<b>2</b>	<b>69</b>	<b>34.5</b>	<b>46</b>	<b>0</b>	

### REGULAR SEASON PUNT RETURNING

Date	Opp.	Res.	FC	Ret.	Yds	Avg.	Lg	TD
10/22/23	at K.C.	L	2	0	0	—	—	0
1/7/24	K.C.	L	4	0	0	—	—	0
9/29/24	K.C.	L	2	0	0	—	—	0
<b>Totals</b>	<b>0-3</b>	<b>8</b>	<b>0</b>	<b>0</b>	<b>—</b>	<b>—</b>	<b>0</b>	

## 9 DJ CHARK JR. WR

### REGULAR SEASON RECEIVING

Date	Opp.	Res.	GP/GS	Rec.	Yds	Avg.	Lg	TD
10/7/18	at K.C.	L	1/0	2	68	34.0	38	0
9/8/19	K.C.	W	1/1	4	146	36.5	69	1
<b>Totals</b>	<b>1-1</b>	<b>2/1</b>	<b>6</b>	<b>214</b>	<b>35.7</b>	<b>69</b>	<b>1</b>	

## 15 CAMERON DICKER K

### REGULAR SEASON KICKING

Date	Opp.	Res.	GP	FGM	FGA	Pct.	Lg	XPM	Pts
11/20/22	K.C.	L	1	2	2	100.0	46	3	9
10/22/23	at K.C.	L	1	1	1	100.0	55	2	5
1/7/24	K.C.	L	1	4	4	100.0	49	0	12
9/29/24	K.C.	L	1	1	2	50.0	50	1	4
<b>Totals</b>	<b>0-4</b>	<b>4</b>	<b>8</b>	<b>9</b>	<b>88.9</b>	<b>55</b>	<b>6</b>	<b>30</b>	

## 81 WILL DISSLY TE

### REGULAR SEASON RECEIVING

Date	Opp.	Res.	GP/GS	Rec.	Yds	Avg.	Lg	TD
1/7/24	at K.C.	L	1/1	1	19	19.0	19	0
9/29/24	K.C.	L	1/1	2	24	12.0	22	0
<b>Totals</b>	<b>0-2</b>	<b>2/2</b>	<b>3</b>	<b>43</b>	<b>14.3</b>	<b>22</b>	<b>0</b>	

## 48 BUD DUPREE OLB

### REGULAR SEASON DEFENSE

Date	Opp.	Res.	GP/GS	Tot	Solo	Asst	Sks	Yds	TFL	QBH	INT	Yds	Lg	TD	PD	FF	FR	Yds
10/25/15	at K.C.	L	1/0	1	1	0	0.0	0	1	0	0	0	—	0	1	0	0	0
10/15/17	at K.C.	W	1/1	1	1	0	0.0	0	0	0	0	0	—	0	0	0	0	0
9/16/18	K.C.	L	1/1	2	2	0	0.0	0	0	0	0	0	—	0	0	0	0	0
10/24/21	K.C.	W	1/0	1	1	0	1.0	5	0	1	0	0	—	0	0	1	0	0
11/6/22	at K.C.	L (OT)	1/1	1	0	1	0.0	0	0	0	0	0	—	0	0	0	0	0
9/29/24	K.C.	L	1/0	2	2	0	2.0	8	2	2	0	0	—	0	0	0	0	0
<b>Totals</b>	<b>2-4</b>	<b>4/3</b>	<b>8</b>	<b>7</b>	<b>1</b>	<b>3.0</b>	<b>13</b>	<b>3</b>	<b>3</b>	<b>0</b>	<b>0</b>	<b>—</b>	<b>0</b>	<b>1</b>	<b>1</b>	<b>0</b>	<b>0</b>	<b>0</b>

## 43 TROY DYE LB

### REGULAR SEASON DEFENSE

Date	Opp.	Res.	GP/GS	Tot	Solo	Asst	Sks	Yds	TFL	QBH	INT	Yds	Lg	TD	PD	FF	FR	Yds
10/8/23	K.C.	L	1/0	1	1	0	0.0	0	0	0	0	0	—	0	0	0	0	0
9/29/24	K.C.	L	1/0	1	0	1	0.0	0	0	1	0	0	—	0	0	0	0	0
<b>Totals</b>	<b>0-2</b>	<b>2/0</b>	<b>2</b>	<b>1</b>	<b>1</b>	<b>0.0</b>	<b>0</b>	<b>0</b>	<b>0</b>	<b>1</b>	<b>0</b>	<b>0</b>	<b>—</b>	<b>0</b>	<b>0</b>	<b>0</b>	<b>0</b>	<b>0</b>

# CAREER NUMBERS AGAINST CHIEFS

4	GUS EDWARDS														RB
<b>REGULAR SEASON OFFENSE</b>															
Date	Opp.	Res.	GP/GS	Att	Yds	Avg.	Lg	TD	Rec.	Yds	Avg.	Lg	TD	Scrim. Yds	Scrim. TD
12/9/18	at K.C.	L (OT)	1/1	16	67	4.2	11	0	0	0	—	—	0	67	0
9/22/19	at K.C.	L	1/0	7	53	7.6	15	0	2	15	7.5	10	0	68	0
9/28/20	K.C.	L	1/0	4	39	9.8	24	0	0	0	—	—	0	24	0
9/29/24	K.C.	L	1/0	6	19	3.2	5	0	0	0	—	—	0	19	0
<b>Totals</b>		<b>0-4</b>	<b>4/1</b>	<b>33</b>	<b>178</b>	<b>5.4</b>	<b>24</b>	<b>0</b>	<b>2</b>	<b>15</b>	<b>7.5</b>	<b>10</b>	<b>0</b>	<b>193</b>	<b>0</b>

95	POONA FORD														DT			
<b>REGULAR SEASON DEFENSE</b>																		
Date	Opp.	Res.	GP/GS	Tot	Solo	Asst	Skts	Yds	TFL	QBH	INT	Yds	Lg	TD	PD	FF	FR	Yds
12/23/18	K.C.	W	1/0	1	0	1	0.0	0	0	1	0	0	—	0	0	0	0	0
12/24/22	at K.C.	L	1/1	4	2	2	0.0	0	0	0	0	0	—	0	0	0	0	0
9/29/24	K.C.	L	1/1	2	1	0	0.0	0	0	0	0	0	—	0	1	0	0	0
<b>Totals</b>		<b>1-2</b>	<b>3/2</b>	<b>7</b>	<b>3</b>	<b>4</b>	<b>0.0</b>	<b>0</b>	<b>0</b>	<b>1</b>	<b>0</b>	<b>0</b>	<b>—</b>	<b>0</b>	<b>1</b>	<b>0</b>	<b>0</b>	<b>0</b>

56	MORGAN FOX														DL			
<b>REGULAR SEASON DEFENSE</b>																		
Date	Opp.	Res.	GP/GS	Tot	Solo	Asst	Skts	Yds	TFL	QBH	INT	Yds	Lg	TD	PD	FF	FR	Yds
09/15/22	at K.C.	L	1/0	2	1	1	0.0	0	0	0	0	0	—	0	0	0	0	0
11/20/22	K.C.	L	1/1	4	3	1	0.0	0	1	0	0	0	—	0	0	0	0	0
10/22/23	at K.C.	L	1/0	0	0	0	0.0	0	0	0	0	0	—	0	0	0	0	0
1/7/24	K.C.	L	1/1	2	1	1	0.0	0	0	1	0	0	—	0	0	0	0	0
9/29/24	K.C.	L	1/0	1	1	0	0.0	0	0	0	0	0	—	0	0	0	0	0
<b>Totals</b>		<b>0-5</b>	<b>5/2</b>	<b>9</b>	<b>6</b>	<b>3</b>	<b>0.0</b>	<b>0</b>	<b>1</b>	<b>1</b>	<b>0</b>	<b>0</b>	<b>—</b>	<b>0</b>	<b>0</b>	<b>0</b>	<b>0</b>	<b>0</b>

7	KRISTIAN FULTON														CB			
<b>REGULAR SEASON DEFENSE</b>																		
Date	Opp.	Res.	GP/GS	Tot	Solo	Asst	Skts	Yds	TFL	QBH	INT	Yds	Lg	TD	PD	FF	FR	Yds
11/6/22	at K.C.	L	1/1	4	4	0	0.0	0	0	0	0	0	—	0	2	0	0	0
9/29/24	K.C.	L	1/1	2	1	1	0.0	0	0	0	1	29	29	0	2	0	0	0
<b>Totals</b>		<b>0-2</b>	<b>2/2</b>	<b>6</b>	<b>5</b>	<b>1</b>	<b>0.0</b>	<b>0</b>	<b>0</b>	<b>0</b>	<b>1</b>	<b>29</b>	<b>29</b>	<b>0</b>	<b>4</b>	<b>0</b>	<b>0</b>	<b>0</b>

20	CAM HART														CB			
<b>REGULAR SEASON DEFENSE</b>																		
Date	Opp.	Res.	GP/GS	Tot	Solo	Asst	Skts	Yds	TFL	QBH	INT	Yds	Lg	TD	PD	FF	FR	Yds
9/29/24	K.C.	L	1/0	0	0	0	0.0	0	0	0	0	0	—	0	0	0	0	0
<b>Totals</b>		<b>0-2</b>	<b>1/0</b>	<b>0</b>	<b>0</b>	<b>0</b>	<b>0.0</b>	<b>0</b>	<b>0</b>	<b>0</b>	<b>0</b>	<b>0</b>	<b>—</b>	<b>0</b>	<b>0</b>	<b>0</b>	<b>0</b>	<b>0</b>

28	HASSAN HASKINS														RB
<b>REGULAR SEASON OFFENSE</b>															
Date	Opp.	Res.	GP/GS	Att	Yds	Avg.	Lg	TD	Rec.	Yds	Avg.	Lg	TD	Scrim. Yds	Scrim. TD
11/6/22	at K.C.	L	1/0	1	5	5.0	5	0	1	2	2.0	2	0	7	0
9/29/24	K.C.	L	1/0	0	0	—	—	0	0	0	—	—	0	0	0
<b>Totals</b>		<b>0-2</b>	<b>2/0</b>	<b>1</b>	<b>5</b>	<b>5.0</b>	<b>5</b>	<b>0</b>	<b>1</b>	<b>2</b>	<b>2.0</b>	<b>2</b>	<b>0</b>	<b>7</b>	<b>0</b>

8	TAYLOR HEINICKE														QB
<b>REGULAR SEASON PASSING</b>															
Date	Opp.	Res.	GP/GS	Cmp	Att	Pct.	Yds	Y/A	TD	INT	Lg	Sacks	Yds Lost	Rating	
10/17/21	K.C.	L	1/1	24	39	61.5	182	4.7	1	1	39t	0	0	70.7	
<b>Totals</b>		<b>0-1</b>	<b>1/1</b>	<b>24</b>	<b>39</b>	<b>61.5</b>	<b>182</b>	<b>4.7</b>	<b>1</b>	<b>1</b>	<b>39t</b>	<b>0</b>	<b>0</b>	<b>70.7</b>	
<b>REGULAR SEASON RUSHING</b>															
Date	Opp.	Res.	GP/GS	Att	Yds	Avg.	Lg	TD							
10/17/21	K.C.	L	1/1	0	0	—	—	0							
<b>Totals</b>		<b>0-1</b>	<b>1/1</b>	<b>0</b>	<b>0</b>	<b>—</b>	<b>—</b>	<b>0</b>							

# CAREER NUMBERS AGAINST CHIEFS

0 <span style="font-size: 1.5em;">DAIYAN HENLEY</span> <span style="float: right;">LB</span>																		
REGULAR SEASON DEFENSE																		
Date	Opp.	Res.	GP/GS	Tot	Solo	Asst	Sks	Yds	TFL	QBH	INT	Yds	Lg	TD	PD	FF	FR	Yds
10/22/23	at K.C.	L	1/0	0	0	0	0.0	0	0	0	0	0	—	0	0	0	0	0
1/7/24	K.C.	L	1/0	2	1	1	0.0	0	0	0	0	0	—	0	0	0	0	0
9/29/24	K.C.	L	1/1	7	4	3	0.0	0	0	0	0	0	—	0	0	0	0	0
<b>Totals</b>			<b>0-3</b>	<b>9</b>	<b>5</b>	<b>4</b>	<b>0.0</b>	<b>0</b>	<b>0</b>	<b>0</b>	<b>0</b>	<b>0</b>	<b>—</b>	<b>0</b>	<b>0</b>	<b>0</b>	<b>0</b>	<b>0</b>

10 <span style="font-size: 1.5em;">JUSTIN HERBERT</span> <span style="float: right;">QB</span>																	
REGULAR SEASON PASSING																	
Date	Opp.	Res.	GP/GS	Cmp	Att	Pct.	Yds	Y/A	TD	INT	Lg	Sacks	Yds Lost	Rating			
09/20/20	K.C.	L (OT)	1/1	22	33	66.7	311	9.42	1	1	35	2	15	94.4			
01/03/21	at K.C.	W	1/1	22	31	71.0	302	9.74	3	0	48t	3	21	134.1			
09/26/21	at K.C.	W	1/1	26	38	68.4	281	7.39	4	0	43	1	6	125.0			
12/16/21	K.C.	L (OT)	1/1	22	38	57.9	236	6.21	2	1	29	0	0	82.8			
09/15/22	at K.C.	L	1/1	33	48	68.8	334	6.96	3	1	39	2	8	100.5			
11/20/22	K.C.	L	1/1	23	30	76.7	280	9.33	2	1	50t	5	30	113.2			
10/22/23	at K.C.	L	1/1	17	30	56.7	259	8.63	1	2	60	5	40	68.6			
9/29/24	K.C.	L	1/1	16	27	59.3	179	6.63	1	0	37	2	10	91.4			
<b>Totals</b>			<b>2-6</b>	<b>8/8</b>	<b>181</b>	<b>275</b>	<b>65.8</b>	<b>2,182</b>	<b>7.93</b>	<b>17</b>	<b>6</b>	<b>60</b>	<b>20</b>	<b>130</b>	<b>101.5</b>		

REGULAR SEASON RUSHING																	
Date	Opp.	Res.	GP/GS	Att	Yds	Avg.	Lg	TD									
09/20/20	K.C.	L (OT)	1/1	4	18	4.5	11	1									
01/03/21	at K.C.	W	1/1	6	9	1.5	9	1									
09/26/21	at K.C.	W	1/1	4	16	4.0	9	0									
12/16/21	K.C.	L (OT)	1/1	5	16	3.2	8	1									
09/15/22	at K.C.	L	1/1	2	1	0.5	2	0									
11/20/22	K.C.	L	1/1	5	17	3.4	7	0									
10/22/23	at K.C.	L	1/1	2	5	2.5	6	0									
9/29/24	K.C.	L	1/1	3	0	0.0	2	0									
<b>Totals</b>			<b>2-6</b>	<b>8/8</b>	<b>31</b>	<b>82</b>	<b>2.6</b>	<b>11</b>	<b>3</b>								

3 <span style="font-size: 1.5em;">DERWIN JAMES JR.</span> <span style="float: right;">S</span>																		
REGULAR SEASON DEFENSE																		
Date	Opp.	Res.	GP/GS	Tot	Solo	Asst	Sks	Yds	TFL	QBH	INT	Yds	Lg	TD	PD	FF	FR	Yds
09/09/18	K.C.	L	1/1	3	2	1	1.0	0	0	1	0	0	—	0	2	0	0	0
12/13/18	at K.C.	W	1/1	5	4	1	0.0	0	0	0	0	0	—	0	0	0	0	0
12/29/19	at K.C.	L	1/1	8	6	2	0.0	0	0	0	0	0	—	0	0	0	0	0
09/26/21	at K.C.	W	1/1	5	4	1	0.0	0	0	0	0	0	—	0	0	0	0	0
12/16/21	K.C.	L (OT)	1/1	3	2	1	0.0	0	0	0	0	0	—	0	0	0	0	0
09/15/22	at K.C.	L	1/1	9	6	3	0.0	0	1	0	0	0	—	0	0	0	0	0
11/20/22	K.C.	L	1/1	7	4	3	1.0	7	1	1	0	0	—	0	0	0	0	0
10/22/23	at K.C.	L	1/1	5	3	2	0.0	0	0	0	0	0	—	0	0	0	1	0
1/7/24	K.C.	L	1/1	8	7	1	0.0	0	0	1	0	0	—	0	0	0	0	0
<b>Totals</b>			<b>2-7</b>	<b>9/9</b>	<b>53</b>	<b>38</b>	<b>15</b>	<b>2.0</b>	<b>7</b>	<b>2</b>	<b>3</b>	<b>0</b>	<b>—</b>	<b>0</b>	<b>2</b>	<b>0</b>	<b>1</b>	<b>0</b>

1 <span style="font-size: 1.5em;">QUENTIN JOHNSTON</span> <span style="float: right;">WR</span>								
REGULAR SEASON RECEIVING								
Date	Opp.	Res.	GP/GS	Rec.	Yds	Avg.	Lg	TD
10/22/23	at K.C.	L	1/1	1	20	20.0	20	0
1/7/24	K.C.	L	1/1	2	17	8.5	13	0
9/29/24	K.C.	L	1/1	1	9	9.0	9	0
<b>Totals</b>			<b>0-3</b>	<b>3/3</b>	<b>4</b>	<b>46</b>	<b>11.5</b>	<b>20</b>

33 <span style="font-size: 1.5em;">DEANE LEONARD</span> <span style="float: right;">DB</span>																		
REGULAR SEASON DEFENSE																		
Date	Opp.	Res.	GP/GS	Tot	Solo	Asst	Sks	Yds	TFL	QBH	INT	Yds	Lg	TD	PD	FF	FR	Yds
09/15/22	at K.C.	L	1/0	0	0	0	0.0	0	0	0	0	0	—	0	0	0	0	0
11/20/22	K.C.	L	1/0	0	0	0	0.0	0	0	0	0	0	—	0	0	0	0	0
1/7/24	K.C.	L	1/0	0	0	0	0.0	0	0	0	0	0	—	0	0	1	0	0
<b>Totals</b>			<b>0-3</b>	<b>0</b>	<b>0</b>	<b>0</b>	<b>0.0</b>	<b>0</b>	<b>0</b>	<b>0</b>	<b>0</b>	<b>0</b>	<b>—</b>	<b>0</b>	<b>0</b>	<b>1</b>	<b>0</b>	<b>0</b>

# CAREER NUMBERS AGAINST CHIEFS

## 52 KHALIL MACK OLB

### REGULAR SEASON DEFENSE

Date	Opp.	Res.	GP/GS	Tot	Solo	Asst	Sks	Yds	TFL	QBH	INT	Yds	Lg	TD	PD	FF	FR	Yds
11/20/14	K.C.	W	1/1	3	3	0	0.0	0	0	1	0	0	—	0	0	0	0	0
12/14/14	at K.C.	L	1/1	6	5	1	0.0	0	1	0	0	0	—	0	1	0	0	0
12/06/15	K.C.	L	1/1	8	3	3	2.0	10	2	3	0	0	—	0	0	0	0	0
01/03/16	at K.C.	L	1/1	10	3	3	0.0	0	2	1	0	0	—	0	0	0	0	0
10/16/16	K.C.	L	1/1	7	5	2	1.0	1	1	1	0	0	—	0	0	0	0	0
12/08/16	at K.C.	L	1/1	3	2	1	1.0	6	0	0	0	0	—	0	0	1	0	0
10/19/17	K.C.	W	1/1	5	2	3	0.5	5.5	1	2	0	0	—	0	0	0	0	0
12/10/17	at K.C.	L	1/1	6	5	1	1.0	12	1	1	0	0	—	0	1	0	0	0
12/22/19	K.C.	L	1/1	4	4	1	1.0	7	1	1	0	0	—	0	0	0	0	0
09/15/22	at K.C.	L	1/1	2	2	0	1.0	9	1	1	0	0	—	0	0	0	0	0
11/20/22	K.C.	L	1/1	1	0	1	0.0	0	0	1	0	0	—	0	0	0	0	0
10/22/23	at K.C.	L	1/1	1	0	1	0.0	0	0	1	0	0	—	0	0	0	0	0
1/7/24	K.C.	L	1/1	5	5	0	1.0	9	3	5	0	0	—	0	2	0	0	0
9/29/24	K.C.	L	1/1	5	2	3	0.0	0	0	0	0	0	—	0	1	0	0	0
<b>Totals</b>		<b>2-12</b>	<b>14/14</b>	<b>66</b>	<b>46</b>	<b>20</b>	<b>8.5</b>	<b>59.5</b>	<b>13</b>	<b>18</b>	<b>0</b>	<b>0</b>	<b>—</b>	<b>0</b>	<b>5</b>	<b>1</b>	<b>0</b>	<b>0</b>

## 44 SCOTT MATLOCK FB/DL

### REGULAR SEASON DEFENSE

Date	Opp.	Res.	GP/GS	Tot	Solo	Asst	Sks	Yds	TFL	QBH	INT	Yds	Lg	TD	PD	FF	FR	Yds
10/22/23	at K.C.	L	1/0	1	1	0	0.0	0	0	0	0	0	—	0	0	0	0	0
1/7/24	K.C.	L	1/0	3	1	2	0.0	0	0	0	0	0	—	0	0	0	0	0
9/29/24	K.C.	L	1/1	0	0	0	0.0	0	0	0	0	0	—	0	0	0	0	0
<b>Totals</b>		<b>0-3</b>	<b>3/1</b>	<b>4</b>	<b>2</b>	<b>2</b>	<b>0.0</b>	<b>0</b>	<b>0</b>	<b>0</b>	<b>0</b>	<b>0</b>	<b>—</b>	<b>0</b>	<b>0</b>	<b>0</b>	<b>0</b>	<b>0</b>

### REGULAR SEASON OFFENSE

Date	Opp.	Res.	GP/GS	Att	Yds	Avg.	Lg	TD	Rec.	Yds	Avg.	Lg	TD	Scrim. Yds	Scrim. TD
10/22/23	at K.C.	L	1/0	0	0	—	—	0	0	0	—	—	0	0	0
1/7/24	K.C.	L	1/0	0	0	—	—	0	0	0	—	—	0	0	0
9/29/24	K.C.	L	1/1	0	0	—	—	0	1	7	7.0	7	0	7	0
<b>Totals</b>		<b>0-3</b>	<b>3/1</b>	<b>0</b>	<b>0</b>	<b>—</b>	<b>—</b>	<b>0</b>	<b>1</b>	<b>7</b>	<b>7.0</b>	<b>7</b>	<b>0</b>	<b>7</b>	<b>0</b>

## 24 MARCUS MAYE S

### REGULAR SEASON DEFENSE

Date	Opp.	Res.	GP/GS	Tot	Solo	Asst	Sks	Yds	TFL	QBH	INT	Yds	Lg	TD	PD	FF	FR	Yds
12/3/17	K.C.	W	1/1	5	4	1	0.0	0	0	0	0	0	—	0	0	0	0	0
11/1/20	ATK.C.	L	1/1	3	2	1	0.0	0	0	0	0	0	—	0	0	0	0	0
<b>Totals</b>		<b>1-1</b>	<b>2/2</b>	<b>8</b>	<b>6</b>	<b>2</b>	<b>0.0</b>	<b>0</b>	<b>0</b>	<b>0</b>	<b>0</b>	<b>0</b>	<b>—</b>	<b>0</b>	<b>0</b>	<b>0</b>	<b>1</b>	<b>0</b>

## 15 LADD McCONKEY WR

### REGULAR SEASON RECEIVING

Date	Opp.	Res.	GP/GS	Rec.	Yds	Avg.	Lg	TD
9/29/24	K.C.	L	1/1	5	67	13.4	37	1
<b>Totals</b>		<b>0-1</b>	<b>1/1</b>	<b>5</b>	<b>67</b>	<b>13.4</b>	<b>37</b>	

## 22 ELIJAH MOLDEN DB

### REGULAR SEASON DEFENSE

Date	Opp.	Res.	GP/GS	Tot	Solo	Asst	Sks	Yds	TFL	QBH	INT	Yds	Lg	TD	PD	FF	FR	Yds
10/24/21	K.C.	W	1/1	8	6	2	0.0	0	0	0	0	0	—	0	0	0	0	0
9/29/24	K.C.	L	1/1	8	5	3	0.0	0	0	0	0	0	—	0	0	0	1	0
<b>Totals</b>		<b>1-1</b>	<b>2/2</b>	<b>16</b>	<b>11</b>	<b>5</b>	<b>0.0</b>	<b>0</b>	<b>0</b>	<b>0</b>	<b>0</b>	<b>0</b>	<b>—</b>	<b>0</b>	<b>0</b>	<b>0</b>	<b>1</b>	<b>0</b>

# CAREER NUMBERS AGAINST CHIEFS

31	NICK NIEMANN																LB	
REGULAR SEASON DEFENSE																		
Date	Opp.	Res.	GP/GS	Tot	Solo	Asst	Sks	Yds	TFL	QBH	INT	Yds	Lg	TD	PD	FF	FR	Yds
09/26/21	at K.C.	W	1/0	0	0	0	0.0	0	0	0	0	0	—	0	0	0	0	0
12/16/21	K.C.	L (OT)	1/0	0	0	0	0.0	0	0	0	0	0	—	0	0	0	0	0
09/15/22	at K.C.	L	1/0	0	0	0	0.0	0	0	0	0	0	—	0	0	0	0	0
11/20/22	K.C.	L	1/0	0	0	0	0.0	0	0	0	0	0	—	0	0	0	0	0
10/22/23	at K.C.	L	1/0	0	0	0	0.0	0	0	0	0	0	—	0	0	0	0	0
1/7/24	K.C.	L	1/1	3	2	1	0.0	0	0	1	0	0	—	0	0	0	0	0
<b>Totals</b>			<b>1-5</b>	<b>6/1</b>	<b>3</b>	<b>2</b>	<b>1</b>	<b>0.0</b>	<b>0</b>	<b>0</b>	<b>1</b>	<b>0</b>	<b>0</b>	<b>0</b>	<b>0</b>	<b>0</b>	<b>0</b>	<b>0</b>

93	OTITO OGBONNIA																DL	
REGULAR SEASON DEFENSE																		
Date	Opp.	Res.	GP/GS	Tot	Solo	Asst	Sks	Yds	TFL	QBH	INT	Yds	Lg	TD	PD	FF	FR	Yds
09/15/22	at K.C.	L	1/0	0	0	0	0.0	0	0	0	0	0	—	0	0	0	0	0
1/7/24	K.C.	L	1/1	4	2	2	0.0	0	0	0	0	0	—	0	0	0	0	0
9/29/24	K.C.	L	1/1	3	2	1	0.0	0	0	0	0	0	—	0	0	0	0	0
<b>Totals</b>			<b>0-3</b>	<b>3/2</b>	<b>7</b>	<b>3</b>	<b>4</b>	<b>0.0</b>	<b>0</b>	<b>0</b>	<b>0</b>	<b>0</b>	<b>0</b>	<b>0</b>	<b>0</b>	<b>0</b>	<b>0</b>	<b>0</b>

5	JOSHUA PALMER							WR
REGULAR SEASON RECEIVING								
Date	Opp.	Res.	GP/GS	Rec.	Yds	Avg.	Lg	TD
09/26/21	at K.C.	W	1/0	0	0	—	—	0
12/16/21	K.C.	L (OT)	1/1	1	15	15.0	15	0
09/15/22	at K.C.	L	1/1	4	30	7.5	10	1
11/20/22	K.C.	L	1/0	8	106	13.3	50t	2
10/22/23	at K.C.	L	1/1	5	133	26.6	60	0
1/7/24	K.C.	L	1/1	6	44	7.3	12	0
9/29/24	K.C.	L	1/0	3	36	12.0	26	0
<b>Totals</b>			<b>1-6</b>	<b>7/4</b>	<b>27</b>	<b>364</b>	<b>13.5</b>	<b>60</b>

16	JK SCOTT							P		
REGULAR SEASON PUNTING										
Date	Opp.	Res.	GP	Punt	Blk	Yds.	Avg.	Lg	TB	I20
10/27/19	at K.C.	W	1	3	0	106	35.3	43	0	1
09/15/22	at K.C.	L	1	6	0	243	40.5	53	0	3
11/20/22	K.C.	L	1	3	0	147	49.0	52	0	1
10/22/23	at K.C.	L	1	5	0	261	52.2	65	0	4
1/7/24	K.C.	L	1	5	0	218	43.6	49	0	2
9/29/24	K.C.	L	1	6	0	318	53.0	59	0	1
<b>Totals</b>			<b>1-5</b>	<b>6</b>	<b>28</b>	<b>0</b>	<b>1,293</b>	<b>46.2</b>	<b>65</b>	<b>12</b>

6	DENZEL PERRYMAN																LB	
REGULAR SEASON DEFENSE																		
Date	Opp.	Res.	GP/GS	Tot	Solo	Asst	Sks	Yds	TFL	QBH	INT	Yds	Lg	TD	PD	FF	FR	Yds
11/22/15	K.C.	L	1/1	6	3	3	1.0	14	1	1	0	0	—	0	0	0	0	0
12/13/15	at K.C.	L	1/1	5	4	1	0.0	0	1	0	0	0	—	0	0	0	0	0
09/11/16	at K.C.	L (OT)	1/1	4	4	0	0.0	0	0	0	0	0	—	0	0	0	0	0
12/16/17	at K.C.	L	1/1	0	0	0	0.0	0	0	0	0	0	—	0	0	0	0	0
09/09/18	K.C.	L	1/1	4	2	2	0.0	0	0	1	0	0	—	0	0	0	0	0
11/18/19	K.C.	L	1/0	7	6	1	0.0	0	0	0	0	0	—	0	0	1	0	0
12/29/19	at K.C.	L	1/1	6	4	2	0.0	0	0	0	0	0	—	0	0	0	0	0
09/20/20	K.C.	L (OT)	1/0	3	0	3	0.0	0	0	0	0	0	—	0	0	0	0	0
1/3/21	at K.C.	W	1/1	7	4	3	0.0	0	1	1	0	0	—	0	0	0	0	0
11/14/21	K.C.	L	1/1	11	7	4	0.0	0	0	0	0	0	—	0	0	0	0	0
10/10/22	at K.C.	L	1/1	8	6	2	1.0	7	1	1	0	0	—	0	0	0	0	0
9/29/24	K.C.	L	1/1	8	6	2	0.0	0	0	0	0	0	—	0	0	0	0	0
<b>Totals</b>			<b>1-11</b>	<b>12/10</b>	<b>69</b>	<b>46</b>	<b>23</b>	<b>2.0</b>	<b>21</b>	<b>4</b>	<b>3</b>	<b>0</b>	<b>0</b>	<b>0</b>	<b>0</b>	<b>1</b>	<b>0</b>	<b>0</b>

58	SHAQUILLE QUARTERMAN																LB	
REGULAR SEASON DEFENSE																		
Date	Opp.	Res.	GP/GS	Tot	Solo	Asst	Sks	Yds	TFL	QBH	INT	Yds	Lg	TD	PD	FF	FR	Yds
11/13/20	at K.C.	L	1/0	0	0	0	0.0	0	0	0	0	0	—	0	0	0	0	0
9/17/23	K.C.	L	1/0	0	0	0	0.0	0	0	0	0	0	—	0	0	0	0	0
<b>Totals</b>			<b>0-2</b>	<b>2/0</b>	<b>0</b>	<b>0</b>	<b>0</b>	<b>0.0</b>	<b>0</b>	<b>0</b>	<b>0</b>	<b>0</b>	<b>0</b>	<b>0</b>	<b>0</b>	<b>0</b>	<b>0</b>	<b>0</b>

89	JALEN REAGOR							WR
REGULAR SEASON RECEIVING								
Date	Opp.	Res.	GP/GS	Rec.	Yds	Avg.	Lg	TD
10/3/21	K.C.	L	1/1	1	9	9.0	9	0
12/17/23	K.C.	L	1/0	0	0	—	—	0
<b>Totals</b>			<b>0-2</b>	<b>2/1</b>	<b>1</b>	<b>9</b>	<b>9.0</b>	<b>9</b>

84	STONE SMARTT							TE
REGULAR SEASON RECEIVING								
Date	Opp.	Res.	GP/GS	Rec.	Yds	Avg.	Lg	TD
01/08/23	K.C.	L	1/0	1	6	6.0	6	0
10/22/23	at K.C.	L	1/0	1	5	5.0	5	0
1/7/24	K.C.	L	1/0	2	14	7.0	8	0
9/29/24	K.C.	L	1/0	0	0	—	—	0
<b>Totals</b>			<b>0-4</b>	<b>4/0</b>	<b>4</b>	<b>25</b>	<b>6.3</b>	<b>8</b>

# CAREER NUMBERS AGAINST CHIEFS

## 2 EASTON STICK QB

### REGULAR SEASON PASSING

Date	Opp.	Res.	GP/GS	Cmp	Att	Pct.	Yds	Y/A	TD	INT	Lg	Sacks	Yds Lost	Rating
1/7/24	K.C.	L	1/1	28	47	59.6	258	5.5	0	0	25	3	23	74.6
<b>Totals</b>		<b>0-1</b>	<b>1/1</b>	<b>28</b>	<b>47</b>	<b>59.6</b>	<b>258</b>	<b>5.5</b>	<b>0</b>	<b>0</b>	<b>25</b>	<b>3</b>	<b>23</b>	<b>74.6</b>

### REGULAR SEASON RUSHING

Date	Opp.	Res.	GP/GS	Att	Yds	Avg.	Lg	TD
1/7/24	K.C.	L	1/1	13	77	5.9	15	0
<b>Totals</b>		<b>0-1</b>	<b>1/1</b>	<b>13</b>	<b>77</b>	<b>5.9</b>	<b>15</b>	<b>0</b>

## 29 TARHEEB STILL CB

### REGULAR SEASON DEFENSE

Date	Opp.	Res.	GP/GS	Tot	Solo	Asst	Sks	Yds	TFL	QBH	INT	Yds	Lg	TD	PD	FF	FR	Yds
9/29/24	K.C.	L	1/1	5	3	2	0.5	4.5	0	1	0	0	—	0	0	0	0	0
<b>Totals</b>		<b>0-1</b>	<b>1/1</b>	<b>5</b>	<b>3</b>	<b>2</b>	<b>0.5</b>	<b>4.5</b>	<b>0</b>	<b>1</b>	<b>0</b>	<b>0</b>	<b>—</b>	<b>0</b>	<b>0</b>	<b>0</b>	<b>0</b>	<b>0</b>

## 90 TEAIR TART DL

### REGULAR SEASON DEFENSE

Date	Opp.	Res.	GP/GS	Tot	Solo	Asst	Sks	Yds	TFL	QBH	INT	Yds	Lg	TD	PD	FF	FR	Yds
10/24/21	K.C.	W	1/1	2	2	0	0.0	0	0	0	0	0	—	0	0	0	0	0
11/6/22	at K.C.	L	1/1	1	0	1	0.0	0	0	0	0	0	—	0	0	0	0	0
9/29/24	K.C.	L	1/0	2	0	2	0.0	0	0	0	0	0	—	0	0	0	0	0
<b>Totals</b>		<b>1-2</b>	<b>3/2</b>	<b>5</b>	<b>2</b>	<b>3</b>	<b>0.0</b>	<b>0</b>	<b>0</b>	<b>0</b>	<b>0</b>	<b>0</b>	<b>—</b>	<b>0</b>	<b>0</b>	<b>0</b>	<b>0</b>	<b>0</b>

## 36 JA'SIR TAYLOR DB

### REGULAR SEASON DEFENSE

Date	Opp.	Res.	GP/GS	Tot	Solo	Asst	Sks	Yds	TFL	QBH	INT	Yds	Lg	TD	PD	FF	FR	Yds
09/15/22	at K.C.	L	1/0	0	0	0	0.0	0	0	0	0	0	—	0	0	0	0	0
11/20/22	K.C.	L	1/0	0	0	0	0.0	0	0	0	0	0	—	0	0	0	0	0
10/22/23	at K.C.	L	1/1	4	4	0	0.0	0	0	0	0	0	—	0	1	0	0	0
1/7/24	K.C.	L	3	2	1	0	0.0	0	0	0	0	0	—	0	1	0	0	0
<b>Totals</b>		<b>0-4</b>	<b>4/1</b>	<b>7</b>	<b>6</b>	<b>0</b>	<b>0.0</b>	<b>0</b>	<b>0</b>	<b>0</b>	<b>0</b>	<b>0</b>	<b>—</b>	<b>0</b>	<b>2</b>	<b>0</b>	<b>0</b>	<b>0</b>

## 45 TULI TUIPULOTU OLB

### REGULAR SEASON DEFENSE

Date	Opp.	Res.	GP/GS	Tot	Solo	Asst	Sks	Yds	TFL	QBH	INT	Yds	Lg	TD	PD	FF	FR	Yds
10/22/23	at K.C.	L	1/1	2	2	0	0.0	0	1	0	0	0	—	0	0	0	0	0
1/7/24	K.C.	L	1/1	5	2	3	0.0	0	0	1	0	0	—	0	0	0	0	0
9/29/24	K.C.	L	1/1	5	1	4	0.0	0	0	1	0	0	—	0	1	1	0	0
<b>Totals</b>		<b>0-3</b>	<b>3/3</b>	<b>12</b>	<b>5</b>	<b>7</b>	<b>0.0</b>	<b>0</b>	<b>1</b>	<b>2</b>	<b>0</b>	<b>0</b>	<b>—</b>	<b>0</b>	<b>1</b>	<b>1</b>	<b>0</b>	<b>0</b>



# 2024 LOS ANGELES CHARGERS OFFENSIVE STATISTICS

Los Angeles Chargers / Week 13 / Through Sunday, December 1, 2024 / Regular Season

Won 8, Lost 4

9/8/2024	W	22 - 10	Las Vegas Raiders
9/15/2024	W	26 - 3	at Carolina Panthers
9/22/2024	L	10 - 20	at Pittsburgh Steelers
9/29/2024	L	10 - 17	Kansas City Chiefs
10/13/2024	W	23 - 16	at Denver Broncos
10/21/2024	L	15 - 17	at Arizona Cardinals
10/27/2024	W	26 - 8	New Orleans Saints
11/3/2024	W	27 - 10	at Cleveland Browns
11/10/2024	W	27 - 17	Tennessee Titans
11/17/2024	W	34 - 27	Cincinnati Bengals
11/25/2024	L	23 - 30	Baltimore Ravens
12/1/2024	W	17 - 13	at Atlanta Falcons

<b>Total First Downs</b>	<b>204</b>	<b>218</b>
Rushing	75	78
Passing	112	118
Penalty	17	22
3rd Down: Made/Att	60/159	54/162
3rd Down Pct.	37.7%	33.3%
4th Down: Made/Att	6/9	14/21
4th Down Pct.	66.7%	66.7%
<b>Possession Avg.</b>	<b>30:01</b>	<b>29:59</b>
<b>Total Net Yards</b>	<b>3736</b>	<b>3910</b>
Avg. Per Game	311.3	325.8
Total Plays	702	746
Avg. Per Play	5.3	5.2
<b>Net Yards Rushing</b>	<b>1355</b>	<b>1433</b>
Avg. Per Game	112.9	119.4
Total Rushes	328	309
<b>Net Yards Passing</b>	<b>2381</b>	<b>2477</b>
Avg. Per Game	198.4	206.4
Sacked/Yards Lost	35/197	36/184
Gross Yards	2578	2661
Attempts/Completions	339/216	401/254
Completion Pct.	63.7%	63.3%
Had Intercepted	1	13
<b>Punts/Average</b>	<b>58/47.3</b>	<b>57/49.2</b>
<b>Net Punting Avg.</b>	<b>42.7</b>	<b>44.4</b>
<b>Penalties/Yards</b>	<b>67/506</b>	<b>68/539</b>
<b>Fumbles/Ball Lost</b>	<b>15/5</b>	<b>8/4</b>
<b>Touchdowns</b>	<b>26</b>	<b>20</b>
Rushing	12	6
Passing	13	14
Returns	1	0

<b>Score By Periods</b>	<b>Q1</b>	<b>Q2</b>	<b>Q3</b>	<b>Q4</b>	<b>OT</b>	<b>Pts</b>		
Team	63	97	40	60	0	260		
Opponents	26	44	38	80	0	188		
<b>Scoring</b>	<b>TD</b>	<b>Ru</b>	<b>Pa</b>	<b>Rt</b>	<b>PAT</b>	<b>FG</b>	<b>2Pt</b>	<b>Pts</b>
C.Dicker	0	0	0	0	21/24	27/29	0	102
J.Dobbins	8	8	0	0	0/0	0/0	0	48
Q.Johnston	6	0	6	0	0/0	0/0	0	36
L.McConkey	4	0	4	0	0/0	0/0	0	24
J.Herbert	2	2	0	0	0/0	0/0	0	12
J.Palmer	1	0	1	0	0/0	0/0	1	8
W.Dissly	1	0	1	0	0/0	0/0	0	6
G.Edwards	1	1	0	0	0/0	0/0	0	6
H.Haskins	1	1	0	0	0/0	0/0	0	6
T.Still	1	0	0	1	0/0	0/0	0	6
K.Vidal	1	0	1	0	0/0	0/0	0	6
<b>Team</b>	<b>26</b>	<b>12</b>	<b>13</b>	<b>1</b>	<b>21/24</b>	<b>27/29</b>	<b>1</b>	<b>260</b>
<b>Opponents</b>	<b>20</b>	<b>6</b>	<b>14</b>	<b>0</b>	<b>18/18</b>	<b>16/25</b>	<b>0</b>	<b>188</b>

2-Pt. Conversions: Team 1/2, Opponents: 0/2  
 Sacks: T.Tuipulotu 7.0, B.Dupree 5.0, K.Mack 4.5, M.Fox 3.5,  
 P.Ford 3.0, J.Bosa 3.0, D.James 2.5, T.Tart 1.0, D.Perryman 1.0,  
 S.Matlock 1.0, D.Henley 1.0, A.Gilman 1.0, T.Still 0.5, T.Dye 0.5,  
 C.Hart 0.5 **Team: 35.0, Opponents: 35.0**

<b>Rushing</b>	<b>No.</b>	<b>Yds</b>	<b>Avg</b>	<b>Long</b>	<b>TD</b>
J.Dobbins	158	766	4.8	61	8
G.Edwards	69	238	3.4	12	1
J.Herbert	50	212	4.2	38	2
K.Vidal	22	64	2.9	16	0
D.Davis	8	46	5.8	10	0
H.Haskins	14	26	1.9	5	1
Q.Johnston	3	6	2.0	4	0
J.Scott	1	0	0.0	0	0
J.Reagor	3	-3	-1.0	1	0
<b>Team</b>	<b>328</b>	<b>1355</b>	<b>4.1</b>	<b>61</b>	<b>12</b>
<b>Opponents</b>	<b>309</b>	<b>1433</b>	<b>4.6</b>	<b>51t</b>	<b>6</b>

<b>Receiving</b>	<b>No.</b>	<b>Yds</b>	<b>Avg</b>	<b>Long</b>	<b>TD</b>
L.McConkey	58	815	14.1	60t	4
W.Dissly	41	399	9.7	29t	1
J.Dobbins	28	134	4.8	15	0
J.Palmer	24	414	17.3	45	1
Q.Johnston	24	366	15.3	66t	6
H.Hurst	7	65	9.3	27	0
S.Fehoko	6	106	17.7	30	0
J.Reagor	6	96	16.0	41	0
D.Davis	6	46	7.7	17	0
K.Vidal	3	49	16.3	38t	1
S.Smartt	3	44	14.7	31	0
S.Matlock	3	18	6.0	9	0
T.Fisk	3	14	4.7	7	0
E.Tomlinson	2	9	4.5	7	0
G.Edwards	2	3	1.5	2	0
<b>Team</b>	<b>216</b>	<b>2578</b>	<b>11.9</b>	<b>66t</b>	<b>13</b>
<b>Opponents</b>	<b>254</b>	<b>2661</b>	<b>10.5</b>	<b>60</b>	<b>14</b>

<b>Interceptions</b>	<b>No.</b>	<b>Yds</b>	<b>Avg</b>	<b>Long</b>	<b>TD</b>			
T.Still	3	67	22.3	61t	1			
E.Molden	3	28	9.3	25	0			
K.Fulton	1	29	29.0	29	0			
A.Gilman	1	18	18.0	18	0			
T.Tart	1	4	4.0	4	0			
P.Ford	1	3	3.0	3	0			
D.James	1	2	2.0	2	0			
B.Dupree	1	0	0.0	0	0			
M.Maye	1	0	0.0	0	0			
<b>Team</b>	<b>13</b>	<b>151</b>	<b>11.6</b>	<b>61t</b>	<b>1</b>			
<b>Opponents</b>	<b>1</b>	<b>0</b>	<b>0.0</b>	<b>0</b>	<b>0</b>			
<b>Punting</b>	<b>No</b>	<b>Yds</b>	<b>Avg</b>	<b>Net</b>	<b>TB</b>	<b>In</b>	<b>Lg</b>	<b>B</b>
J.Scott	58	2744	47.3	42.7	3	22	67	0
<b>Team</b>	<b>58</b>	<b>2744</b>	<b>47.3</b>	<b>42.7</b>	<b>3</b>	<b>22</b>	<b>67</b>	<b>0</b>
<b>Opponents</b>	<b>57</b>	<b>2807</b>	<b>49.2</b>	<b>44.4</b>	<b>3</b>	<b>32</b>	<b>64</b>	<b>0</b>

<b>Punt Returns</b>	<b>Ret</b>	<b>FC</b>	<b>Yds</b>	<b>Avg</b>	<b>Long</b>	<b>TD</b>
D.Davis	13	17	190	14.6	53	0
L.McConkey	3	8	28	9.3	12	0
J.Reagor	0	1	0	0.0	0	0
<b>Team</b>	<b>16</b>	<b>26</b>	<b>218</b>	<b>13.6</b>	<b>53</b>	<b>0</b>
<b>Opponents</b>	<b>23</b>	<b>18</b>	<b>209</b>	<b>9.1</b>	<b>21</b>	<b>0</b>

<b>Kickoff Returns</b>	<b>No.</b>	<b>Yds</b>	<b>Avg</b>	<b>Long</b>	<b>TD</b>
D.Davis	7	219	31.3	56	0
H.Haskins	1	35	35.0	35	0
J.Reagor	1	22	22.0	22	0
<b>Team</b>	<b>9</b>	<b>276</b>	<b>30.7</b>	<b>56</b>	<b>0</b>
<b>Opponents</b>	<b>16</b>	<b>456</b>	<b>28.5</b>	<b>41</b>	<b>0</b>

<b>Field Goals</b>	<b>1-19</b>	<b>20-29</b>	<b>30-39</b>	<b>40-49</b>	<b>50+</b>
C.Dicker	1/1	7/7	3/3	8/9	8/9
<b>Team</b>	<b>1/1</b>	<b>7/7</b>	<b>3/3</b>	<b>8/9</b>	<b>8/9</b>
<b>Opponents</b>	<b>0/0</b>	<b>4/4</b>	<b>7/8</b>	<b>5/9</b>	<b>0/4</b>

Fumbles Lost: J.Herbert 2, J.Reagor 1, H.Haskins 1, T.Tart 1  
**Total: 5**  
 Opponent Fumble Recoveries: K.Mack 1, T.Tart 1, E.Molden 1,  
 J.Taylor 1 **Total: 4**

<b>Passing</b>	<b>Att</b>	<b>Cmp</b>	<b>Yds</b>	<b>Cmp%</b>	<b>Yds/Att</b>	<b>TD</b>	<b>TD%</b>	<b>Int</b>	<b>Int%</b>	<b>Long</b>	<b>Sack</b>	<b>Lost</b>	<b>Rating</b>
J.Herbert	336	213	2551	63.4%	7.6	13	3.9%	1	0.3%	66t	32/	169	98.2
T.Heinicke	2	2	24	100.0%	12.0	0	0.0%	0	0.0%	18	3/	28	116.7
J.Scott	1	1	3	100.0%	3.0	0	0.0%	0	0.0%	3	0/	0	79.2
<b>Team</b>	<b>339</b>	<b>216</b>	<b>2578</b>	<b>63.7%</b>	<b>7.6</b>	<b>13</b>	<b>3.8%</b>	<b>1</b>	<b>0.3%</b>	<b>66t</b>	<b>35/</b>	<b>197</b>	<b>98.4</b>
<b>Opponents</b>	<b>401</b>	<b>254</b>	<b>2661</b>	<b>63.3%</b>	<b>6.6</b>	<b>14</b>	<b>3.5%</b>	<b>13</b>	<b>3.2%</b>	<b>60</b>	<b>36/</b>	<b>184</b>	<b>80.7</b>

# 2024 LOS ANGELES CHARGERS DEFENSIVE STATISTICS

Official Press Box Totals — Confirmed by league review.

Player	— Tackles —			Sacks	Yards	TFLs	QB Hits	Interceptions	Passes Def.	— Fumbles —	
	Total	Solo	Asst.							Forced	Recoveries
Daiyan Henley	109	64	45	1.0	1	6	3	0	5	0	0
Derwin James	75	45	30	2.5	8	5	3	1	6	0	0
Denzel Perryman	54	38	16	1.0	7	2	3	0	0	0	0
Elijah Molden	54	29	25	0.0	0	1	0	3	7	0	1
Alohi Gilman	47	31	16	1.0	0	1	0	1	4	0	0
Tarheeb Still	36	23	13	0.5	4.5	0	1	3	8	0	0
Khalil Mack	33	17	16	4.5	32	5	9	0	6	2	1
Tuli Tuipulotu	32	17	15	7.0	17.5	9	12	0	2	1	0
Poona Ford	30	16	14	3.0	19	5	7	1	4	0	0
Cam Hart	29	20	9	0.5	0.5	0	1	0	4	1	0
Troy Dye	28	16	12	0.5	4.5	1	1	0	1	0	0
Kristian Fulton	27	18	9	0.0	0	2	0	1	7	0	0
Otito Ogbornia	24	9	15	0.0	0	0	1	0	0	0	0
Morgan Fox	21	16	5	3.5	27	4	6	0	1	0	0
Bud Dupree	21	14	7	5.0	20	5	7	1	2	1	0
Teair Tart	20	10	10	1.0	11	4	4	1	2	1	1
Ja'Sir Taylor	18	10	8	0.0	0	1	1	0	4	0	1
Joey Bosa	15	11	4	3.0	16	4	9	0	0	1	0
Asante Samuel	13	11	2	0.0	0	0	0	0	2	0	0
Junior Colson	13	7	6	0.0	0	0	0	0	1	0	0
Nick Niemann	10	5	5	0.0	0	0	0	0	1	0	0
Tony Jefferson	8	6	2	0.0	0	0	0	0	0	0	0
A.J. Finley	6	4	2	0.0	0	0	0	0	0	0	0
Scott Matlock	5	1	4	1.0	6	1	1	0	1	0	0
Marcus Maye	3	1	2	0.0	0	0	0	1	1	0	0
Eli Apple	2	2	0	0.0	0	0	0	0	1	0	0
Deane Leonard	2	1	1	0.0	0	0	0	0	1	0	0
Caleb Murphy	1	1	0	0.0	0	0	0	0	0	0	0
Justin Eboigbe	1	0	1	0.0	0	0	0	0	0	0	0
<b>Totals</b>	<b>737</b>	<b>443</b>	<b>294</b>	<b>35.0</b>	<b>174</b>	<b>56</b>	<b>69</b>	<b>13</b>	<b>71</b>	<b>7</b>	<b>4</b>
<i>Defensive Backs</i>	<i>320</i>	<i>201</i>	<i>119</i>	<i>4.5</i>	<i>13</i>	<i>10</i>	<i>6</i>	<i>10</i>	<i>45</i>	<i>1</i>	<i>2</i>
<i>Linebackers</i>	<i>215</i>	<i>131</i>	<i>84</i>	<i>2.5</i>	<i>12.5</i>	<i>9</i>	<i>7</i>	<i>0</i>	<i>8</i>	<i>0</i>	<i>0</i>
<i>Outside Linebackers</i>	<i>101</i>	<i>59</i>	<i>42</i>	<i>19.5</i>	<i>85.5</i>	<i>23</i>	<i>37</i>	<i>1</i>	<i>10</i>	<i>5</i>	<i>1</i>
<i>Defensive Line</i>	<i>101</i>	<i>52</i>	<i>49</i>	<i>8.5</i>	<i>63</i>	<i>14</i>	<i>19</i>	<i>2</i>	<i>8</i>	<i>1</i>	<i>1</i>

## SPECIAL TEAMS TACKLES

Player	Total Tackles
Nick Niemann	9
Daiyan Henley	5
Troy Dye	4
A.J. Finley	4
Hassan Haskins	4
Shaquille Quarterman	4
Dicaprio Bootle	3
Deane Leonard	3
Stone Smart	3
Tuli Tuipulotu	3
Semi Fehoko	2
Elijah Molden	2
Junior Colson	1
Cameron Dicker	1
Cam Hart	1
Caleb Murphy	1
Ja'Sir Taylor	1
<b>Totals</b>	<b>51</b>

# 2024 GAME SUMMARIES

## WEEK 1 vs. LAS VEGAS



**RAIDERS 10  
CHARGERS 22**

Sunday, Sept. 8, 2024  
SoFi Stadium — Inglewood, Calif.



### GAME STATISTICS

TEAM	1	2	3	4	OT	F
Las Vegas	7	0	0	3	—	10
L.A. Chargers	3	3	3	13	—	22

### SCORING SUMMARY

Team	Q	Time	Play
Chargers	1	4:22	C.Dicker 53 yd. Field Goal
Raiders	1	0:45	A.Mattison 31 yd. pass from G.Minshew (D.Carlson kick)
Chargers	2	0:26	C.Dicker 25 yd. Field Goal
Chargers	3	9:08	C.Dicker 24 yd. Field Goal
Chargers	4	14:55	J.Dobbins 12 yd. run (C.Dicker kick)
Raiders	4	10:30	D.Carlson 32 yd. Field Goal
Chargers	4	3:40	L.McConkey 10 yd. pass from J.Herbert (run failed)

### TEAM STATISTICS

	LV	LAC
FIRST DOWNS:	14	11
TOTAL NET YARDS:	296	316
NET RUSHING YARDS:	71	176
NET PASSING YARDS:	225	140
PENALTIES/YARDS:	2-15	7-50
3RD DOWN EFFICIENCY (%):	5-14 (35.7%)	4-15 (26.7%)
PUNTS/AVERAGE:	5-53.0	7-47.4
SACKS/YARDS:	1-4	4-32
FUMBLES/LOST:	2-2	0-0
POINTS OFF TURNOVERS:	0	3
AVG. DRIVE START:	OWN 28	OWN 35
TIME OF POSSESSION:	31:44	28:16

### INDIVIDUAL TOP PERFORMERS



#### PASSING

	CMP	ATT	YDS	TD	INT	RT
Herbert	17	26	144	1	0	95.1
G.Minshew II	25	33	257	1	1	95.1

#### RUSHING

	ATT	YDS	AVG	LG	TD
J.Dobbins	10	135	13.5	61	1
G.Edwards	11	26	2.4	10	0
Z.White	13	44	3.4	12	0
A.Mattinson	5	19	3.8	7	0

#### RECEIVING

	REC	YDS	AVG	LG	TD
L.McConkey	5	39	7.8	11	1
Q.Johnston	3	38	12.7	16	0
J.Dobbins	3	4	1.3	3	0
H.Hurst	2	33	16.5	27	0
B.Bowers	6	58	9.7	26	0
D.Adams	5	59	11.8	23	0
A.Mattison	4	43	10.8	31	1
J.Meyers	3	61	20.3	33	0

**TACKLES (SOLO) - LAC:** J.Bosa 7 (6), D.James 7 (6), A.Samuel 6 (5);  
**LV:** R.Spillane 10 (7), C.Wilkins 5 (4), M.Epps 5 (3).

**SACKS - LAC:** K.Mack 1.5-10, J.Bosa 1-6, TEAM 1-10, M.Fox 0.5-6;  
**LV:** M.Crosby 1-4.

**INTERCEPTIONS - LAC:** P.Ford 1-0-0; **LV:** None.

#### STARTERS

WR.....L.McConkey	OLB.....K.Mack	WR....T.Tucker	DE ....C.Snowden
FB/DL S.Matlock	DL.....P.Ford	TE.....M.Mayer	DE .....M.Crosby
LT .....R.Slater	DL.....O.Ogbonnia	LT .....K.Miller	DT.....J.Jenkins
RG.....Z.Johnson	OLB.....J.Bosa	LG.....C.Whitehair	DT.....C.Wilkins
C.....B.Bozeman	LB.....D.Henley	C.....A.James	DT.....A.Butler
RG.....T.Pipkins	LB....D.Perryman	RG.....D.Parham	LB.....D.Deablo
RT .....J.Alt	CB .....K.Fulton	RT .....T.Munford	LB.....R.Spillane
TE.....W.Dissly	CB .....A.Samuel	WR....D.Adams	CB .....J.Jones
WR.....J.Palmer	DB.....J.Taylor	WR....J.Meyers	CB .....N.Hobbs
QB.....J.Herbert	S.....A.Gilman	QB.....G.Minshew II	S.....T.Moehrig
RB.....G.Edwards	S.....D.James	RB.....Z.White	S.....M.Epps

## WEEK 2 AT CAROLINA



**CHARGERS 26  
PANTHERS 3**

Sunday, Sept. 15, 2024  
Bank of America Stadium — Charlotte, N.C.



### GAME STATISTICS

TEAM	1	2	3	4	OT	F
L.A. Chargers	6	14	3	3	—	26
Carolina	0	0	3	0	—	3

### SCORING SUMMARY

Team	Q	Time	Play
Chargers	1	9:20	Q.Johnston 29 yd. pass from J.Herbert (kick failed, wl)
Chargers	2	4:16	Q.Johnston 5 yd. pass from J.Herbert (C.Dicker kick)
Chargers	2	2:01	J.Dobbins 43 yd. run (C.Dicker kick)
Panthers	3	12:18	E.Pineiro 38 yd. Field Goal
Chargers	3	9:03	C.Dicker 46 yd. Field Goal
Chargers	4	11:02	C.Dicker 42 yd. Field Goal

### TEAM STATISTICS

	LAC	CAR
FIRST DOWNS:	21	7
TOTAL NET YARDS:	349	159
NET RUSHING YARDS:	219	90
NET PASSING YARDS:	130	69
PENALTIES/YARDS:	3-15	9-90
3RD DOWN EFFICIENCY (%):	9-16 (56.3%)	1-12 (8.0%)
PUNTS/AVERAGE:	3-32.0	7-44.4
SACKS/YARDS:	2-15	1-0
FUMBLES/LOST:	1-1	0-0
POINTS OFF TURNOVERS:	7	0
AVG. DRIVE START:	OWN 35	OWN 28
TIME OF POSSESSION:	36:18	23:42

### INDIVIDUAL TOP PERFORMERS



#### PASSING

	CMP	ATT	YDS	TD	INT	RT
J.Herbert	14	20	130	2	1	100.0
B.Young	18	26	84	0	1	57.2

#### RUSHING

	ATT	YDS	AVG	LG	TD
J.Dobbins	17	131	7.7	43	1
G.Edwards	18	59	3.3	6	0
C.Hubbard	10	64	6.4	23	0
M.Sanders	7	20	2.9	6	0

#### RECEIVING

	REC	YDS	AVG	LG	TD
Q.Johnston	5	51	10.2	29	2
W.Dissly	3	29	9.7	15	0
L.McConkey	2	26	13.0	15	0
J.Palmer	2	19	9.5	11	0
C.Hubbard	4	12	3.0	5	0
T.Tremble	3	23	7.7	12	0
Dio.Johnson	3	15	5.0	7	0
M.Sanders	3	5	1.7	5	0

**TACKLES (SOLO) - LAC:** D.Henley 9 (5), D.Perryman 7 (5), D.James 6 (2);  
**CAR:** S.Thompson 14 (8), J.Jewell 11 (8), A.Robinson 6 (6).

**SACKS - LAC:** D.Perryman 1-7, J.Bosa 1-8; **CAR:** Dj.Johnson 0.5-0, J.Peevy 0.5-0.

**INTERCEPTIONS - LAC:** E.Molden 1-3-0; **CAR:** J.Horn 1-0-0.

#### STARTERS

WR....Q.Johnston	OLB.....K.Mack	WR....D.Hopkins	DL.....D.Autro
TE.....H.Hurst	DL.....P.Ford	LT ....A.Dillard	DT.....T.Tartt
WR....D.Davis	DL.....O.Ogbonnia	LG.....X.Newman-Johnson	DT.....J.Simmon
LT .....R.Slater	OLB.....J.Bosa	C.....A.Brewer	DT.....K.Peko
LG.....Z.Johnson	LB.....D.Henley	RG.....D.Brunskill	LB.....A.AI-Shair
C.....B.Bozeman	LB....D.Perryman	RT ....C.Hubbard	LB.....J.Gibbens
RG.....T.Pipkins	CB .....K.Fulton	TE.....C.Okonkwo	DB.....H.Landry
RT .....J.Alt	CB .....A.Samuel	WR....T.Burks	CB .....E.Molden
TE.....W.Dissly	DB.....J.Taylor	WR....N.Westbrook-Ikhine	CB ....R.McCreary
QB.....J.Herbert	S.....D.James	QB.....R.Tannehill	S....S.Murphy-Bunting
RB.....J.Dobbins	S.....E.Moldem	RB.....D.Henry	S.....K.Buard

# 2024 GAME SUMMARIES

## WEEK 3 AT PITTSBURGH

## WEEK 4 vs. KANSAS CITY



### CHARGERS 10 STEELERS 20

Sunday, Sept. 22, 2024  
Acrisure Stadium – Pittsburgh, Penn.



### CHIEFS 17 CHARGERS 10

Sunday, Sept. 29, 2024  
SoFi Stadium – Inglewood, Calif.



### GAME STATISTICS

TEAM	1	2	3	4	OT	F
L.A. Chargers	7	3	0	0	—	10
Pittsburgh	0	7	3	10	—	20

### SCORING SUMMARY

Team	Q	Time	Play
Chargers	1	2:46	Q.Johnston 27 yd. pass from J.Herbert (C.Dicker kick)
Steelers	2	10:17	J.Fields 5 yd. run (C.Boswell kick)
Chargers	2	3:13	C.Dicker 28 yd. Field Goal (12-60, 7:04)
Steelers	3	9:05	C.Boswell 38 yd. Field Goal (12-50, 5:55)
Steelers	4	14:14	C.Boswell 30 yd. Field Goal (12-73, 6:26)
Steelers	4	7:02	C.Austin 55 yd. pass from J.Fields (C.Boswell kick)

### TEAM STATISTICS

	LAC	PIT
FIRST DOWNS:	10	20
TOTAL NET YARDS:	168	346
NET RUSHING YARDS:	107	232
NET PASSING YARDS:	225	140
PENALTIES/YARDS:	7-69	3-15
3RD DOWN EFFICIENCY (%):	3-11 (27.3%)	7-14 (50.0%)
PUNTS/AVERAGE:	7-50.0	3-52.0
SACKS/YARDS:	2-13	5-42
FUMBLES/LOST:	2-0	0-0
POINTS OFF TURNOVERS:	0	0
AVG. DRIVE START:	OWN 24	OWN 30
TIME OF POSSESSION:	26:09	33:51

### INDIVIDUAL TOP PERFORMERS



#### PASSING

	CMP	ATT	YDS	TD	INT	RT		CMP	ATT	YDS	TD	INT	RT
Herbert	12	18	125	1	0	105.1	Fields	25	32	245	1	1	96.0
Heinicke	2	2	24	0	0	116.7							

#### RUSHING

	ATT	YDS	AVG	LG	TD		ATT	YDS	AVG	LG	TD
J.Dobbins	15	44	2.9	13	0	N.Harris	18	70	3.9	21	0
G.Edwards	3	9	3.0	6	0	C.Patterson	4	33	8.3	14	0

#### RECEIVING

	REC	YDS	AVG	LG	TD		REC	YDS	AVG	LG	TD
L.McConkey	3	44	14.7	18	0	G.Pickens	5	57	11.4	27	0
W.Dissly	3	19	6.3	7	0	N.Harris	5	16	3.2	8	0
J.Dobbins	3	10	3.3	6	0	C.Austin	4	95	23.8	55	2
Q.Johnston	2	44	22.0	27	1	P.Freiermuth	4	33	8.3	15	0

**TACKLES (SOLO) – LAC:** D.Henley 12 (9), D.Perryman 9 (6), D.James 8 (5);  
**PIT:** P.Queen 8 (4), D.Elliott 5 (4), D.Jackson 5 (2).

**SACKS – LAC:** D.James 1-6, K.Mack 1-7; **PIT:** Ni.Herbig 2-15, E.Roberts 1-9, Ca.Heyward 1-10, T.Watt 1-8.

**INTERCEPTIONS – LAC:** B.Dupree 1-0-0; **PIT:** None.

#### STARTERS

WR..... L.McConkey	OLB..... K.Mack	TE..... P.Freiermuth	ROLB... A.Highsmith
TE..... W.Dissly	DL..... O.Ogbonnia	LT..... D.Moore	DT.... Ca.Heyward
LT..... R.Slater	DL..... P.Ford	LG..... S.Anderson	NT..... K.Benton
RG..... Z.Johnson	OLB..... J.Bosa	C..... Z.Frazier	DE .... L.Ogunjobi
C..... B.Bozeman	LB..... D.Henley	RG..... J.Daniels	LOLB..... T.Watt
RG..... T.Pipkins	LB..... D.Perryman	RT..... B.Jones	LILB ..... P.Queen
RT..... J.Alt	CB..... K.Fulton	WR.... V.Jefferson	RILB... E.Roberts
WR.... Q.Johnston	CB..... A.Samuel	WR.... G.Pickens	RCB..... J.Porter
QB.... J.Herbert	S..... E.Molden	WR.... C.Patterson	FS... M.Fitzpatrick
FB.... S.Matlock	S..... A.Gilman	QB.... J.Fields	SS..... D.Elliott
RB.... J.Dobbins	S..... D.James	RB.... N.Harris	LCB ... D.Jackson

### GAME STATISTICS

TEAM	1	2	3	4	OT	F
Kansas City	0	7	3	7	—	17
L.A. Chargers	10	0	0	0	—	10

### SCORING SUMMARY

Team	Q	Time	Play
Chargers	1	6:16	L.McConkey 7 yd. pass from J.Herbert (C.Dicker kick)
Chargers	1	3:53	C.Dicker 50 yd. Field Goal
Chiefs	2	4:06	X.Worthy 54 yd. pass from P.Mahomes (H.Butker kick)
Chiefs	3	6:26	H.Butker 37 yd. Field Goal
Chiefs	4	6:04	S.Perine 2 yd. run (H.Butker kick)

### TEAM STATISTICS

	KC	LAC
FIRST DOWNS:	16	12
TOTAL NET YARDS:	329	224
NET RUSHING YARDS:	101	55
NET PASSING YARDS:	228	169
PENALTIES/YARDS:	5-40	9-51
3RD DOWN EFFICIENCY (%):	9-16 (56.3%)	4-13 (30.8%)
PUNTS/AVERAGE:	4-50.0	6-53.0
SACKS/YARDS:	2-10	3-17
FUMBLES/LOST:	1-1	2-0
POINTS OFF TURNOVERS:	10	0
AVG. DRIVE START:	OWN 29	OWN 27
TIME OF POSSESSION:	29:08	30:52

### INDIVIDUAL TOP PERFORMERS



#### PASSING

	CMP	ATT	YDS	TD	INT	RT		CMP	ATT	YDS	TD	INT	RT
J.Herbert	16	27	179	1	0	91.4	P.Mahomes	19	29	245	1	1	89.0

#### RUSHING

	ATT	YDS	AVG	LG	TD		ATT	YDS	AVG	LG	TD
J.Dobbins	14	32	2.3	12	0	K.Hunt	14	69	4.9	10	0
G.Edwards	6	19	3.2	5	0	S.Perine	5	14	2.8	4	1

#### RECEIVING

	REC	YDS	AVG	LG	TD		REC	YDS	AVG	LG	TD
L.McConkey	5	67	13.4	37	1	T.Kelce	7	89	12.7	38	0
J.Palmer	3	36	12.0	26	0	N.Gray	4	40	10.0	29	0
J.Dobbins	3	30	10.0	14	0	X.Worthy	3	73	24.3	54	1
W.Dissly	2	24	12.0	22	0	Ju.Watson	2	27	13.5	17	0

**TACKLES (SOLO) – LAC:** D.Perryman 8 (6), E.Molden 8 (5), D.Henley 7 (4);  
**KC:** D.Tranquill 10 (7), T.McDuffie 6 (3), B.Cook 5 (4).

**SACKS – LAC:** B.Dupree 2-8, T.Dye 0.5-4.5, T.Still 0.5-4.5; **KC:** C.Jones 2-10.

**INTERCEPTIONS – LAC:** K.Fulton 1-29-0; **KC:** None.

#### STARTERS

TE..... W.Dissly	OLB..... K.Mack	TE..... T.Kelce	DE ..... G.Karlaftis
LT..... J.Salyer	DL..... O.Ogbonnia	WR.... R.Rice	DT..... C.Jones
LG..... Z.Johnson	DL..... P.Ford	LT..... W.Morris	DE..... M.Pennel
C..... B.Bozeman	OLB... T.Tuipulotu	LG..... J.Thuney	DE ... F.Anudike-Uzomah
RG..... S.Mustipher	LB..... D.Henley	C..... C.Humphrey	LB..... N.Bolton
RT..... T.Pipkins	LB..... D.Perryman	RG..... T.Smith	LB..... D.Tranquill
FB.... S.Matlock	CB..... K.Fulton	RT..... J.Taylor	LB..... L.Chenal
WR.... Q.Johnston	CB..... A.Samuel	WR.... X.Worthy	CB .... T.McDuffie
WR.... L.McConkey	DB..... T.Still	WR.... Ju.Watson	CB ..... Ja.Watson
QB.... J.Herbert	S..... A.Gilman	QB.... P.Mahomes	S..... J.Reid
RB.... J.Dobbins	S..... E.Molden	FB .... C.Steele	S..... B.Cook

# 2024 GAME SUMMARIES

## WEEK 6 AT DENVER



### CHARGERS 23 BRONCOS 16

Sunday, Oct. 13, 2024

Empower Field at Mile High – Denver, Colo.



### GAME STATISTICS

TEAM	1	2	3	4	OT	F
L.A. Chargers	10	10	3	0	—	23
Denver	0	0	0	16	—	16

### SCORING SUMMARY

Team	Q	Time	Play
Chargers	1	9:26	C.Dicker 20 yd. Field Goal
Chargers	1	4:59	K.Vidal 38 yd. pass from J.Herbert (C.Dicker kick)
Chargers	2	6:21	C.Dicker 33 yd. Field Goal
Chargers	2	1:00	J.Dobbins 4 yd. run (C.Dicker kick)
Chargers	3	2:35	C.Dicker 46 yd. Field Goal
Broncos	4	10:06	T.Franklin 2 yd. pass from B.Nix
Broncos	4	5:22	C.Sutton 15 yd. pass from B.Nix (pass failed)
Broncos	4	0:59	W.Lutz 40 yd. Field Goal

### TEAM STATISTICS

	LAC	DEN
FIRST DOWNS:	22	17
TOTAL NET YARDS:	350	316
NET RUSHING YARDS:	128	110
NET PASSING YARDS:	222	206
PENALTIES/YARDS:	3-20	7-37
3RD DOWN EFFICIENCY (%):	11-18 (61.1%)	3-11 (27.3%)
PUNTS/AVERAGE:	4-39.8	5-46.6
SACKS/YARDS:	2-10	3-15
FUMBLES/LOST:	1-0	1-1
POINTS OFF TURNOVERS:	10	0
AVG. DRIVE START:	OWN 34	OWN 25
TIME OF POSSESSION:	37:23	23:37

### INDIVIDUAL TOP PERFORMERS



#### PASSING

Player	CMP	ATT	YDS	TD	INT	RT
Herbert	21	34	237	1	0	92.4
Nix	19	33	216	2	1	84.9

#### RUSHING

Player	ATT	YDS	AVG	LG	TD
J.Dobbins	25	96	3.8	20	1
D.Davis	2	14	7.0	10	0
B.Nix	6	61	10.2	21	0
J.Williams	6	23	3.8	13	0

#### RECEIVING

Player	REC	YDS	AVG	LG	TD
L.McConkey	4	43	10.8	15	0
W.Dissly	4	26	6.5	20	0
Q.Johnston	3	22	7.3	8	0
S.Fehoko	2	44	22.0	30	0
D.Vele	4	78	19.5	37	0
C.Sutton	4	53	13.3	20	1
J.Williams	3	15	4.3	10	0
T.Franklin	2	31	15.5	29	1

**TACKLES (SOLO) - LAC:** A.Gilman 10 (6), D.Perryman 6 (5), D.Henley 4 (2); **DEN:** B.Jones 12 (11), Z.Allen 8 (5), C.Barton 8 (1).

**SACKS - LAC:** A.Gilman 1-0, M.Fox 1-10; **DEN:** N.Bonitto 1-8, J.Strnad 1-0, Z.Allen 0.5-3.5, J.Cooper, 0.5-3.5.

**INTERCEPTIONS - LAC:** E.Molden 1-25-0; **DEN:** None.

#### STARTERS

WR..... L.McConkey	OLB..... K.Mack	WR..... T.Franklin	OLB..... N.Bonitto
TE..... H.Hurst	DL..... O.Ogbonnia	WR..... D.Vele	DE ... J.Franklin-Myers
LT..... R.Slater	DL..... G.Bolles	LT..... G.Bolles	NT..... D.Jones
RG..... Z.Johnson	OLB... T.Tuipulotu	LG..... B.Powers	DE..... Z.Allen
C..... B.Bozeman	LB..... D.Henley	C..... A.Forsyth	ILB..... C.Barton
RG..... T.Pipkins	LB..... D.Perryman	RG..... Q.Meinerz	SLB..... J.Cooper
RT..... J.Alt	CB..... K.Fulton	RT..... M.Pearl	ILB..... J.Strnad
WR..... Q.Johnston	CB..... T.Still	WR..... C.Sutton	LCB..... P.Surtain
QB..... J.Herbert	CB..... C.Hart	TE..... A.Trautman	RCB..... R.Moss
FB..... S.Matlock	S..... A.Gilman	QB..... B.Nix	S..... B.Jones
RB..... J.Dobbins	S..... D.James	RB..... J.Williams	S..... P.Locke

## WEEK 7 AT ARIZONA



### CHARGERS 15 CARDINALS 17

Monday, Oct. 21, 2024

State Farm Stadium – Glendale, Ariz.



### GAME STATISTICS

TEAM	1	2	3	4	OT	F
L.A. Chargers	0	6	3	6	—	15
Arizona	0	7	0	10	—	17

### SCORING SUMMARY

Team	Q	Time	Play
Chargers	2	11:59	C.Dicker 59 yd. Field Goal
Cardinals	2	5:40	G.Dortch 5 yd. pass from K.Murray (C.Ryland kick)
Chargers	2	0:00	C.Dicker 50 yd. Field Goal
Chargers	3	0:40	C.Dicker 28 yd. Field Goal
Cardinals	4	14:14	K.Murray 44 yd. run (C.Ryland kick)
Chargers	4	12:09	C.Dicker 47 yd. Field Goal
Chargers	4	1:54	C.Dicker 40 yd. Field Goal
Cardinals	4	0:00	C.Ryland 32 yd. Field Goal

### TEAM STATISTICS

	LAC	ARI
FIRST DOWNS:	20	22
TOTAL NET YARDS:	395	326
NET RUSHING YARDS:	59	181
NET PASSING YARDS:	336	145
PENALTIES/YARDS:	5-57	3-15
3RD DOWN EFFICIENCY (%):	6-14 (42.9%)	2-7 (28.6%)
PUNTS/AVERAGE:	2-37.5	4-44.5
SACKS/YARDS:	3-13	0-0
FUMBLES/LOST:	3-2	1-0
POINTS OFF TURNOVERS:	0	0
AVG. DRIVE START:	OWN 21	OWN 25
TIME OF POSSESSION:	34:14	25:46

### INDIVIDUAL TOP PERFORMERS



#### PASSING

Player	CMP	ATT	YDS	TD	INT	RT
J.Herbert	27	39	349	0	0	97.1
K.Murray	14	26	145	1	1	67.0

#### RUSHING

Player	ATT	YDS	AVG	LG	TD
J.Dobbins	14	40	2.9	11	0
K.Videl	3	10	3.3	7	0
J.Conner	19	101	5.3	14	0
K.Murray	6	64	10.7	44	1

#### RECEIVING

Player	REC	YDS	AVG	LG	TD
W.Dissly	8	81	10.1	18	0
L.McConkey	5	46	9.2	21	0
J.Palmer	4	63	15.8	24	0
S.Fehoko	3	45	15.0	25	0
T.McBride	5	51	10.2	14	0
M.Harrison	3	21	7.0	10	0
J.Conner	2	51	25.5	33	0
Mi.Wilson	1	15	15.0	15	0

**TACKLES (SOLO) - LAC:** D.James 8 (5), C.Hart 7 (6), A.Gilman 5 (3); **ARI:** K.White 10 (3), M.Melton 9 (8), B.Baker 8 (4).

**SACKS - LAC:** None; **ARI:** N.Jones 1.0-8, D.Stills 1-1, B.Stille 1-4.

**INTERCEPTIONS - LAC:** T.Tart 1-4-0; **ARI:** None.

#### STARTERS

WR..... J. Palmer	OLB..... K.Mack	WR..... M.Harrison	NT..... R.Lopez
WR..... L.McConkey	DL..... P.Ford	TE..... T.McBride	DT..... L.Collier
WR..... S.Fehoko	DL..... O.Ogbonnia	LT..... P.Johnson	OLB... D.Gardeck
LT..... R.Slater	DL..... M.Fox	LG..... E.Brown	ILB..... K.White
LG..... Z.Johnson	OLB... T.Tuipulotu	C..... H.Froholdt	ILB..... Ma.Wilson
C..... B.Bozeman	LB..... D.Henley	RG..... T.Colon	OLB... Z.Collins
RG..... T.Pipkins	LB..... D.Perryman	RT..... K.Beachum	CB..... S.Thomas
RT..... J.Alt	CB..... C.Hart	TE..... T.Reiman	CB..... G.Williams
TE..... E.Tomlinson	CB..... T.Still	WR..... Mi.Wilson	CB... S.Murphy-Bunting
QB..... J.Herbert	S..... D.James	QB..... K.Murray	S..... J.Thompson
RB..... J.Dobbins	S..... A.Gilman	RB..... J.Conner	S..... B.Baker

# 2024 GAME SUMMARIES

## WEEK 8 vs. NEW ORLEANS



### SAINTS 8 CHARGERS 26

Sunday, Oct. 27, 2024  
SoFi Stadium – Inglewood, Calif.



#### GAME STATISTICS

TEAM	1	2	3	4	OT	F
New Orleans	2	3	3	0	—	8
L.A. Chargers	0	9	7	10	—	26

#### SCORING SUMMARY

Team	Q	Time	Play
Saints	1	10:20	J.Scott fumble forced by T.Hill out of bounds in end zone for a Safety
Chargers	2	14:55	C.Dicker 46 yd. Field Goal
Chargers	2	1:37	J.Dobbins 1 yd. run (kick failed, wl)
Saints	2	0:05	B.Grupe 40 yd. Field Goal
Chargers	3	8:48	L.McConkey 60 yd. pass from J.Herbert (C.Dicker kick)
Saints	3	1:05	B.Grupe 43 yd. Field Goal
Chargers	4	11:55	C.Dicker 29 yd. Field Goal
Chargers	4	3:22	L.McConkey 9 yd. pass from J.Herbert (C.Dicker kick)

#### TEAM STATISTICS

	NO	LAC
FIRST DOWNS:	15	19
TOTAL NET YARDS:	366	378
NET RUSHING YARDS:	117	122
NET PASSING YARDS:	249	256
PENALTIES/YARDS:	7-66	4-37
3RD DOWN EFFICIENCY (%):	2-16 (12.5%)	3-12 (25.0%)
PUNTS/AVERAGE:	9-48.6	6-57.3
SACKS/YARDS:	5-32	3-23
FUMBLES/LOST:	0-0	2-0
POINTS OFF TURNOVERS:	0	0
AVG. DRIVE START:	OWN 32	OWN 30
TIME OF POSSESSION:	28:52	31:08

#### INDIVIDUAL TOP PERFORMERS



##### PASSING

J.Herbert	CMP	ATT	YDS	TD	INT	RT	S.Rattler	CMP	ATT	YDS	TD	INT	RT
J.Herbert	20	32	279	2	0	111.3	S.Rattler	12	24	156	0	0	70.8

##### RUSHING

J.Dobbins	ATT	YDS	AVG	LG	TD	A.Kamara	ATT	YDS	AVG	LG	TD
J.Dobbins	17	57	3.4	13	1	A.Kamara	10	67	6.7	24	0
J.Herbert	4	49	12.3	38	0	T.Hill	4	20	5.0	8	0

##### RECEIVING

L.McConkey	REC	YDS	AVG	LG	TD	C.Olave	REC	YDS	AVG	LG	TD
L.McConkey	6	111	18.5	60	2	C.Olave	8	107	13.4	28	0
W.Dissly	5	41	8.2	16	0	A.Kamara	6	55	9.2	37	0
J.Dobbins	4	11	2.8	15	0	J.Johnson	3	48	16.0	22	0
J.Palmer	2	72	36.0	45	0	T.Hill	2	21	10.5	14	0

**TACKLES (SOLO) - LAC:** D.Henley 10 (6), D.James 6 (4), C.Hart 5 (4);  
**NO:** P.Werner 9 (7), D.Davis 9 (5), T.Mathieu 5 (0).

**SACKS - LAC:** B.Dupree 1-11, T.Tuipulotu 1-2, K.Mack 1-8, P.Ford 1-5, S.Matlock 1-6; **NO:** K.Saunders 1-10, A.Taylor 0.5-2.5, C.Young 0.5-2.5.

**INTERCEPTIONS - LAC:** None; **NO:** None.

##### STARTERS

WR.... S.Fehoko	OLB..... K.Mack	WR.... C.Olave	DT ..... N.Shepherd
WR.... J.Palmer	DL..... O.Ogbonnia	LT ..... T.Fuaga	DT..... B.Brese
WR.... L.McConkey	DL..... P.Ford	LG..... L.Patrick	DE ... C.Granderson
LT ..... R.Slater	OLB... T.Tuipulotu	C..... C.McGovern	DE ..... C.Jordan
LG..... Z.Johnson	LB..... D.Henley	RG..... C.Ruiz	MLB..... D.Davis
C..... B.Bozeman	LB... D.Perryman	RT ..... T.Penning	LB..... P.Werner
RG..... T.Pipkins	CB ..... K.Fulton	TE..... F.Moreau	DB ..... J.Howden
RT ..... J.Alt	CB ..... T.Still	TE..... J.Johnson	FS ..... T.Mathieu
TE..... W.Dissly	CB ..... C.Hart	TE..... T.Hill	CB ..... A.Taylor
QB..... J.Herbert	S..... A.Gilman	QB..... S.Rattler	CB ... K.McKinstry
RB..... J.Dobbins	S..... D.James	RB .... A.Kamara	CB ... M.Lattimore

## WEEK 9 AT CLEVELAND



### CHARGERS 26 BROWNS 3

Sunday, Nov. 3, 2024  
Huntington Bank Field – Cleveland, Ohio



#### GAME STATISTICS

TEAM	1	2	3	4	OT	F
L.A. Chargers	7	13	0	7	—	27
Cleveland	0	3	0	7	—	10

#### SCORING SUMMARY

Team	Q	Time	Play
Chargers	1	6:49	J.Palmer 28 yd. pass from J.Herbert (C.Dicker kick)
Browns	2	9:30	D.Hopkins 38 yd. Field Goal
Chargers	2	8:01	Q.Johnston 66 yd. pass from J.Herbert (kick failed, wl)
Chargers	2	3:30	J.Dobbins 16 yd. run (C.Dicker kick)
Chargers	4	4:16	J.Dobbins 7 yd. run (C.Dicker kick)
Browns	4	0:44	C.Tillman 17 yd. pass from J.Winston (D.Hopkins kick)

#### TEAM STATISTICS

	LAC	CLE
FIRST DOWNS:	13	21
TOTAL NET YARDS:	342	292
NET RUSHING YARDS:	96	79
NET PASSING YARDS:	246	213
PENALTIES/YARDS:	5-35	4-25
3RD DOWN EFFICIENCY (%):	5-14 (35.7%)	6-17 (35.3%)
PUNTS/AVERAGE:	7-47.1	6-53.0
SACKS/YARDS:	6-22	6-36
FUMBLES/LOST:	0-0	1-0
POINTS OFF TURNOVERS:	0	0
AVG. DRIVE START:	OWN 31	OWN 32
TIME OF POSSESSION:	25:51	34:09

#### INDIVIDUAL TOP PERFORMERS



##### PASSING

J.Herbert	CMP	ATT	YDS	TD	INT	RT	J.Winston	CMP	ATT	YDS	TD	INT	RT
J.Herbert	18	27	282	2	0	125.8	J.Winston	26	46	235	1	3	50.5

##### RUSHING

J.Dobbins	ATT	YDS	AVG	LG	TD	N.Chubb	ATT	YDS	AVG	LG	TD
J.Dobbins	14	85	6.1	34	2	N.Chubb	15	39	2.6	11	0
K.Vidal	5	7	1.4	7	0	J.Winston	5	27	5.4	13	0

##### RECEIVING

L.McConkey	REC	YDS	AVG	LG	TD	J.Jeudy	REC	YDS	AVG	LG	TD
L.McConkey	5	64	12.8	20	0	J.Jeudy	7	73	10.4	13	0
Q.Johnston	4	118	29.5	66	1	C.Tillman	6	75	12.5	17	1
J.Palmer	2	63	31.5	28	1	D.Njoku	5	29	5.8	11	0
J.Dobbins	2	20	10.0	10	0	J.Akins	3	32	10.7	21	0

**TACKLES (SOLO) - LAC:** D.Henley 13 (8), D.James 7 (4), E.Molden 6 (2);  
**CLE:** D.Bush 8 (6), G.Delpit 7 (5), M.Garrett 5 (4).

**SACKS - LAC:** T.Tuipulotu 2.5-3.5, M.Fox 2.0-11, K.Mack 1.0-7, C.Hart 0.5-0.5; **CLE:** M.Garret 3.0-16, D.Tomlinson 1.5-14, D.Bush 1.0-2, S.Harris 0.5-4.

**INTERCEPTIONS - LAC:** A.Gilman 1-18-0, T.Still 1-1-0, E.Molden 1-0-0; **CLE:** None.

##### STARTERS

WR.... Q.Johnston	OLB..... K.Mack	WR.... C.Tillman	DE ..... M.Garrett
LT ..... R.Slater	DL..... P.Ford	WR.... E.Moore	DT..... S.Harris
LG..... Z.Johnson	DL..... O.Ogbonnia	D.Jones	DT..... D.Tomlinson
C..... B.Bozeman	OLB... T.Tuipulotu	LG..... J.Bitonio	DE ..... Z.Smith
RG..... T.Pipkins	LB..... D.Henley	C..... E.Pocic	LB ..... D.Bush
RT ..... J.Alt	LB... D.Perryman	RG..... W.Teller	LB..... M.Diabate
TE..... W.Dissly	S..... D.James	RT ..... J.Conklin	LB..... W.Reid
WR.... L.McConkey	S..... A.Gilman	TE..... D.Njoku	S..... G.Delpit
QB..... J.Herbert	CB ..... C.Hart	WR.... J.Jeudy	S..... J.Thornhill
FB ..... S.Matlock	CB ..... E.Molden	QB..... J.Winston	CB ..... D.Ward
RB..... J.Dobbins	CB ..... T.Still	RB .... N.Chubb	CB .... M.Emerson

# 2024 GAME SUMMARIES

## WEEK 10 vs. TENNESSEE



**TITANS 17  
CHARGERS 27**

Sunday, Nov. 10, 2024  
SoFi Stadium – Inglewood, Calif.



### GAME STATISTICS

TEAM	1	2	3	4	OT	F
Tennessee	27	0	3	7	—	17
L.A. Chargers	3	10	7	7	—	27

### SCORING SUMMARY

Team	Q	Time	Play
Chargers	1	8:08	C.Dicker 21 yd. Field Goal
Titans	1	4:25	C.Ridley 41 yd. pass from W.Lewis (N.Folk kick)
Chargers	2	12:07	C.Dicker 37 yd. Field Goal
Chargers	2	1:55	J.Herbert 4 yd. run (C.Dicker kick)
Titans	3	7:51	N.Folk 27 yd. Field Goal
Chargers	3	3:24	Q.Johnston 16 yd. pass from J.Herbert (C.Dicker kick)
Chargers	4	7:39	H.Haskins 1 yd. run (C.Dicker kick)
Titans	4	0:49	C.Ridley 15 yd. pass from W.Lewis (N.Folk kick)

### TEAM STATISTICS

	TEN	LAC
FIRST DOWNS:	19	23
TOTAL NET YARDS:	289	309
NET RUSHING YARDS:	132	145
NET PASSING YARDS:	157	164
PENALTIES/YARDS:	9-68	5-30
3RD DOWN EFFICIENCY (%):	3-9 (33.3%)	4-10 (40.0%)
PUNTS/AVERAGE:	4-53.5	3-38.7
SACKS/YARDS:	0/0	7/18
FUMBLES/LOST:	1-0	0-0
POINTS OFF TURNOVERS:	0	0
AVG. DRIVE START:	OWN 31	OWN 30
TIME OF POSSESSION:	29:01	30:59

### INDIVIDUAL TOP PERFORMERS



#### PASSING

J.Herbert	CMP	ATT	YDS	TD	INT	RT	W.Lewis	CMP	ATT	YDS	TD	INT	RT
J.Herbert	14	18	164	1	0	123.1	W.Lewis	18	23	175	2	0	127.4

#### RUSHING

G.Edwards	ATT	YDS	AVG	LG	TD	T.Spears	ATT	YDS	AVG	LG	TD
G.Edwards	10	55	5.5	11	0	T.Spears	7	47	6.7	19	0
J.Dobbins	15	50	3.3	12	0	T.Pollard	9	44	4.9	15	0

#### RECEIVING

W.Dissly	REC	YDS	AVG	LG	TD	C.Ridley	REC	YDS	AVG	LG	TD
W.Dissly	5	30	6.0	14	0	C.Ridley	5	84	16.8	41	2
J.Dobbins	3	5	1.7	4	0	T.Pollard	4	19	4.8	15	0
L.McConkey	2	52	26.0	37	0	N.Westbrook-Ikhine	3	31	10.3	13	0
Q.Johnston	2	24	12.0	16	1	T.Spears	3	4	1.3	6	0

**TACKLES (SOLO) - LAC:** D.Henley 13 (10), E.Molden 8 (4), B.Dupree 5 (4);  
**TEN:** J.Gibbens 15 (10), M.Brown 7 (5), K.Murray 6 (3).

**SACKS - LAC:** T.Tuipulotu 2-7, B.Dupree 2-1, P.Ford 1-7, J.Bosa 1-2, D.Henley 1-1; **TEN:** None.

**INTERCEPTIONS - LAC:** None; **TEN:** None.

#### STARTERS

WR ... Q.Johnston	OLB ..... K.Mack	WR ... N.Westbrook-Ikhine	OLB ..... A.Key
LT ..... R.Slater	DL ..... P.Ford	TE ..... N.Vannett	NT ..... T.Sweat
LG .... Z.Johnson	DL ..... O.Ogbonnia	LT ..... J.Latham	DT ..... J.Simmons
C ..... B.Bozeman	OLB .. T.Tuipulotu	LG P.Skoronski	OLB ..... H.Landry
RG ... J.Salyer	LB ... D.Perryman	C D.Brunskill	ILB ..... K.Murray
RT .... J.Alt	LB ..... D.Henley	RG D.Radunz	LB ..... J.Gibbens
WR ... J.Reagor	S ..... D.James	RT L.Watson	CB ..... R.McCrear
TE ..... W.Dissly	S ..... A.Gilman	WR C.Ridley	CB ..... D.Baker
WR ... L.McConkey	CB ..... C.Hart	WR T.Boyd	CB ..... J.Brownlee
QB ..... J.Herbert	CB ..... E.Molden	QB W.Lewis	S ..... A.Hooker
RB ... J.Dobbins	CB ..... T.Still	RB T.Pollard	S ..... M.Brown

## WEEK 11 vs. CINCINNATI



**BENGALS 27  
CHARGERS 34**

Sunday, Nov. 17, 2024  
SoFi Stadium – Inglewood, Calif.



### GAME STATISTICS

TEAM	1	2	3	4	OT	F
Cincinnati	3	3	14	7	—	27
L.A. Chargers	7	17	3	7	—	34

### SCORING SUMMARY

Team	Q	Time	Play
Bengals	1	6:27	E.McPherson 26 yd. Field Goal
Chargers	1	3:34	W.Dissly 29 yd. pass from J.Herbert (C.Dicker kick)
Bengals	2	12:54	E.McPherson 27 yd. Field Goal
Chargers	2	11:02	Q.Johnston 26 yd. pass from J.Herbert (C.Dicker kick)
Chargers	2	4:35	J.Dobbins 1 yd. run (C.Dicker kick)
Chargers	2	0:00	C.Dicker 19 yd. Field Goal
Chargers	3	10:29	C.Dicker 53 yd. Field Goal
Bengals	3	5:27	J.Chase 4 yd. pass from J.Burrow (E.McPherson kick)
Bengals	3	2:53	T.Higgins 42 yd. pass from J.Burrow (E.McPherson kick)
Bengals	4	12:21	J.Chase 17 yd. pass from J.Burrow (E.McPherson kick)
Chargers	4	0:18	J.Dobbins 29 yd. run (C.Dicker kick)

### TEAM STATISTICS

	CIN	LAC
FIRST DOWNS:	24	24
TOTAL NET YARDS:	452	435
NET RUSHING YARDS:	110	155
NET PASSING YARDS:	342	280
PENALTIES/YARDS:	8-56	5-50
3RD DOWN EFFICIENCY (%):	5-17 (29.4%)	3-11 (27.3%)
PUNTS/AVERAGE:	5-50.0	6-46.7
SACKS/YARDS:	2/17	3/14
FUMBLES/LOST:	0-0	1-1
POINTS OFF TURNOVERS:	7	0
AVG. DRIVE START:	OWN 29	OWN 29
TIME OF POSSESSION:	34:08	25:52

### INDIVIDUAL TOP PERFORMERS



#### PASSING

J.Herbert	CMP	ATT	YDS	TD	INT	RT	J.Burrow	CMP	ATT	YDS	TD	INT	RT
J.Herbert	17	36	297	2	0	94.3	J.Burrow	28	50	356	3	0	98.4

#### RUSHING

J.Herbert	ATT	YDS	AVG	LG	TD	C.Brown	ATT	YDS	AVG	LG	TD
J.Herbert	5	65	13.0	30	0	C.Brown	22	86	3.9	27	0
J.Dobbins	11	56	5.1	29	2	J.Burrow	2	28	14.0	14	0

#### RECEIVING

L.McConkey	REC	YDS	AVG	LG	TD	T.Higgins	REC	YDS	AVG	LG	TD
L.McConkey	6	123	20.5	28	0	T.Higgins	9	148	16.4	42	1
W.Dissly	4	80	20.0	29	1	J.Chase	7	75	10.7	32	2
Q.Johnston	2	48	24.0	26	1	C.Brown	5	57	11.4	34	0
J.Palmer	2	23	11.5	12	0	A.Iosivas	3	46	15.3	27	0

**TACKLES (SOLO) - LAC:** D.Henley 11 (5), D.James 10 (7), A.Gilman 6 (4);  
**CIN:** G.Stone 9 (8), L.Wilson 8 (4), G.Pratt 8 (4).

**SACKS - LAC:** T.Tuipulotu 1.5-5, P.Ford 1-7, D.James 0.5-2; **CIN:** J.Ossai 1-12, T.Hendrickson 0.5-2.5, C.Taylor-Britt 0.5-2.5.

**INTERCEPTIONS - LAC:** None; **CIN:** None.

#### STARTERS

WR ... Q.Johnston	DL ..... P.Ford	WR ... T.Higgins	DE .... S.Hubbard
TE ..... T.Fisk	DL ... O.Ogbonnia	LT .... C.Ford	DT ..... B.Hill
LT ..... R.Slater	OLB .. T.Tuipulotu	LG .... C.Volson	DT ..... K.Jenkins
LG .... Z.Johnson	OLB ..... J.Bosa	C ..... T.Karras	RDE ..T.Hendrickson
C ..... B.Bozeman	LB ... D.Perryman	RG ... A.Cappa	LB ..... L.Wilson
RG ... J.Pipkins	LB ..... D.Henley	RT ... A.Mims	LB ..... G.Pratt
RT .... J.Alt	CB ..... C.Hart	WR ... J.Chase	NCB .... M.Hilton
WR ... L.McConkey	CB ..... E.Molden	TE .... D.Sample	CB ..C.Taylor-Britt
WR ... J.Palmer	CB ..... K.Fulton	TE .... M.Gesicki	CB ..... D.Turner
QB ..... J.Herbert	CB ..... D.James	QB ... J.Burrow	S ..... G.Stone
RB ... G.Edwards	S ..... A.Gilman	HB .... C.Brown	S ..... V.Bell

# 2024 GAME SUMMARIES

## WEEK 12 vs. BALTIMORE



### RAVENS 17 CHARGERS 27

Monday, Nov. 25, 2024  
SoFi Stadium – Inglewood, Calif.



#### GAME STATISTICS

TEAM	1	2	3	4	OT	F
Baltimore	0	14	3	13	—	30
L.A. Chargers	7	6	3	7	—	23

#### SCORING SUMMARY

Team	Q	Time	Play
Chargers	1	9:45	J.Herbert 5 yd. run (C.Dicker kick)
Chargers	2	11:26	C.Dicker 42 yd. Field Goal
Ravens	2	7:48	L.Jackson 10 yd. run (J.Tucker kick)
Ravens	2	0:24	R.Bateman 40 yd. pass from L.Jackson (J.Tucker kick)
Chargers	2	0:00	C.Dicker 52 yd. Field Goal
Ravens	3	9:29	J.Tucker 45 yd. Field Goal
Chargers	3	4:08	C.Dicker 52 yd. Field Goal
Ravens	4	12:32	M.Andrews 6 yd. pass from L.Jackson (pass failed)
Ravens	4	7:24	J.Hill 51 yd. run (J.Tucker kick)
Chargers	4	0:46	G.Edwards 1 yd. run (C.Dicker kick)

#### TEAM STATISTICS

	BAL	LAC
FIRST DOWNS:	19	19
TOTAL NET YARDS:	389	285
NET RUSHING YARDS:	212	83
NET PASSING YARDS:	177	202
PENALTIES/YARDS:	9-102	7-62
3RD DOWN EFFICIENCY (%):	8-15 (53.3%)	5-14 (35.7%)
PUNTS/AVERAGE:	3-54.3	4-41.3
SACKS/YARDS:	4/16	1/0
FUMBLES/LOST:	0-0	1-0
POINTS OFF TURNOVERS:	0	0
AVG. DRIVE START:	OWN 26	OWN 31
TIME OF POSSESSION:	30:57	29:03

#### INDIVIDUAL TOP PERFORMERS



##### PASSING

	CMP	ATT	YDS	TD	INT	RT
J.Herbert	21	36	218	0	0	75.9
L.Jackson	16	22	177	2	0	126.4

##### RUSHING

	ATT	YDS	AVG	LG	TD
J.Dobbins	6	40	6.7	17	0
J.Herbert	4	29	7.3	12	1
D.Henry	24	140	5.8	27	0
J.Hill	4	55	13.8	51	1

##### RECEIVING

	REC	YDS	AVG	LG	TD
L.McConkey	6	83	13.8	19	0
W.Dissly	4	47	11.8	18	0
J.Palmer	3	38	12.7	17	0
J.Dobbins	3	19	6.3	11	0
Z.Flowers	5	62	12.4	25	0
M.Andrews	5	44	8.8	16	1
R.Bateman	2	43	21.5	40	1
J.Hill	2	7	3.5	9	0

**TACKLES (SOLO) - LAC:** D.Henley 10 (4), N.Niemann 8 (4), T.Still 7 (4);  
**BAL:** M.Harrison 12 (6), N.Wiggins 6 (6), A.Washington 4 (4).

**SACKS - LAC:** D.James Jr. 1-0; **BAL:** K.Van Noy 1-8, B.Stephens 1-4, O.Oweh 1-3, J.Tupou 1-1.

**INTERCEPTIONS - LAC:** None; **BAL:** None.

##### STARTERS

TE..... T.Fisk	OLB..... K.Mack	TE..... M.Andrews	OLB... T.Robinson
LT..... R.Slater	DL..... O.Ogbonnia	LT..... R.Stanley	DT... N.Madubuike
LG..... Z.Johnson	DL..... P.Ford	LG..... P.Mekari	DT..... T.Jones
C..... B.Bozeman	OLB..... J.Bosa	C..... T.Linderbaum	DL... B.Washington
RG..... T.Pipkins	LB..... D.Henley	RG..... D.Faalele	WLB... T.Simpson
RT..... J.Alt	LB..... T.Dye	RT..... R.Rosengarten	LB..... K.Welch
WR... J.Palmer	CB..... E.Molden	TE..... I.Likely	LB..... M.Harrison
WR... Q.Johnston	CB..... K.Fulton	WR.... R.Bateman	CB.... B.Stephens
QB..... J.Herbert	CB..... T.Still	WR.... Z.Flowers	CB... M.Humphrey
FB... S.Matlock	S..... D.James	QB.... L.Jackson	S... A.Washington
RB... J.Dobbins	S..... A.Gilman	RB.... D.Henry	S..... K.Hamilton

## WEEK 13 AT ATLANTA



### CHARGERS 17 FALCONS 13

Sunday, Dec. 1, 2024  
Mercedes-Benz Stadium – Atlanta, Ga.



#### GAME STATISTICS

TEAM	1	2	3	4	OT	F
L.A. Chargers	3	6	8	0	—	17
Atlanta	7	0	6	0	—	13

#### SCORING SUMMARY

Team	Q	Time	Play
Falcons	1	3:59	B.Robinson 2 yd. run (Y.Koo kick)
Chargers	1	1:39	C.Dicker 45 yd. Field Goal
Chargers	2	11:08	C.Dicker 51 yd. Field Goal
Chargers	2	0:58	C.Dicker 34 yd. Field Goal
Falcons	3	7:23	Y.Koo 41 yd. Field Goal
Chargers	3	1:39	T.Still 61 yd. interception return (J.Herbert-J.Palmer pass)
Falcons	3	0:03	Y.Koo 26 yd. Field Goal

#### TEAM STATISTICS

	LAC	ATL
FIRST DOWNS:	10	24
TOTAL NET YARDS:	187	350
NET RUSHING YARDS:	56	116
NET PASSING YARDS:	131	234
PENALTIES/YARDS:	7-33	2-10
3RD DOWN EFFICIENCY (%):	3-11 (27.3%)	3-14 (21.4%)
PUNTS/AVERAGE:	3-48.7	2-41.0
SACKS/YARDS:	1-11	5/19
FUMBLES/LOST:	2-1	1-0
POINTS OFF TURNOVERS:	10	7
AVG. DRIVE START:	OWN 26	OWN 33
TIME OF POSSESSION:	24:05	35:55

#### INDIVIDUAL TOP PERFORMERS



##### PASSING

	CMP	ATT	YDS	TD	INT	RT
J.Herbert	16	23	147	0	0	86.7
K.Cousins	24	39	245	0	4	40.0

##### RUSHING

	ATT	YDS	AVG	LG	TD
G.Edwards	6	32	5.3	12	0
K.Vidal	4	20	5.0	16	0
B.Robinson	26	102	3.9	15	1
T.Allgeier	8	16	2.0	4	0

##### RECEIVING

	REC	YDS	AVG	LG	TD
L.McConkey	9	117	13.0	48	0
Q.Johnston	2	12	6.0	8	0
J.Palmer	1	11	11.0	11	0
S.Smartt	1	3	3.0	3	0
D.London	9	86	9.6	17	0
B.Robinson	6	33	5.5	11	0
R.McCloud	4	95	23.8	60	0
D.Mooney	3	20	6.7	11	0

**TACKLES (SOLO) - LAC:** T.Dye 14 (7), D.James 10 (5), D.Henley 10 (3);  
**ATL:** K.Elliss 5 (3), C.Phillips 4 (3), D.Alford 4 (3).

**SACKS - LAC:** T.Tart 1.0-11; **ATL:** A.Ebiketie 2.0-2, K.Elliss 1-9, K.Street 1-7, D.Onyemata 1-1.

**INTERCEPTIONS - LAC:** T.Still 2-66-1, D.James 1-2-0, M.Maye 1-0-0; **ATL:** None.

##### STARTERS

WR... L.McConkey	OLB..... K.Mack	TE..... K.Pitts	OLB..... M.Judon
TE..... T.Fisk	DL..... P.Ford	LT..... Ja.Matthews	DL... D.Onyemata
LT..... R.Slater	DL..... O.Ogbonnia	LG..... M.Bergeron	DL..... E.Goldman
LG..... Z.Johnson	OLB..... J.Bosa	C..... D.Dalman	DL..... G.Jarrett
C..... B.Bozeman	LB..... T.Dye	RG..... C.Lindstrom	OLB.... L.Carter
RG..... T.Pipkins	LB..... D.Henley	RT.... K.McGary	ILB... N.Landman
RT..... J.Alt	CB..... K.Fulton	WR... D.London	ILB.... K.Elliss
WR... D.Davis	CB..... E.Molden	WR.... R.McCloud	CB.... A.Terrell
QB..... J.Herbert	CB..... T.Still	WR.... D.Mooney	CB.... C.Phillips
FB... S.Matlock	S..... D.James	QB.... K.Cousins	S..... J.Bates
RB... G.Edwards	S..... T.Jefferson	RB.... B.Robinson	S..... J.Simmons



# 2024 LOS ANGELES CHARGERS NUMERICAL ROSTER

## ACTIVE ROSTER

No.	Name	Pos.	Ht.	Wt.	Age	Exp.	College	Hometown	How Acq.
0	Daiyan Henley	LB	6-0	225	25	2	Washington State	Los Angeles, Calif.	D3-'23
1	Quentin Johnston	WR	6-2	208	23	2	TCU	Temple, Texas	D1-'23
2	Easton Stick	QB	6-1	224	29	6	North Dakota State	Omaha, Neb.	D5-'19
3	Derwin James Jr.	S	6-2	215	28	7	Florida State	Haines City, Fla.	D1-'18
4	Gus Edwards	RB	6-1	238	29	7	Rutgers	Staten Island, N.Y.	UFA (Bal)-'24
5	Joshua Palmer	WR	6-1	210	25	4	Tennessee	Brampton, Ontario, Canada	D3a-'21
6	Denzel Perryman	LB	5-11	240	31	10	Miami	Coral Gables, Fla.	UFA (Hou)-'24
7	Kristian Fulton	CB	5-11	197	26	5	Louisiana State	New Orleans, La.	UFA (Ten)-'24
8	Taylor Heinicke	QB	6-1	210	31	7	Old Dominion	Atlanta, Ga.	T (Atl)-'24
9	DJ Chark Jr.	WR	6-3	200	28	7	Louisiana State	Alexandria, La.	FA-'24
10	Justin Herbert	QB	6-6	236	26	5	Oregon	Eugene, Ore.	D1a-'20
11	Cameron Dicker	K	6-1	216	24	3	Texas	Austin, Texas	FA-'22
12	Derius Davis	WR	5-8	165	24	2	TCU	St. Francisville, La.	D4-'23
15	Ladd McConkey	WR	6-0	185	23	R	Georgia	Chatsworth, Ga.	D2-'24
16	JK Scott	P	6-5	208	29	6	Alabama	Denver, Colo.	FA-'22
20	Cam Hart	CB	6-2	207	23	R	Notre Dame	Baltimore, Md.	D5b-'24
22	Elijah Molden	DB	5-10	192	25	4	Washington	West Linn, Ore.	T (Ten)-'24
23	Tony Jefferson	S	5-11	212	32	10	Oklahoma	Chula Vista, Calif.	FA-'24
24	Marcus Maye	S	6-0	207	31	8	Florida	Melbourne, Fla.	W (Mia)-'24
28	Hassan Haskins	RB	6-2	228	25	3	Michigan	St. Louis, Mo.	W (Ten)-'24
29	Tarheeb Still	CB	6-1	196	22	R	Maryland	Sicklerville, N.J.	D5a-'24
30	Kimani Vidal	RB	5-8	215	23	R	Troy	Marietta, Ga.	D6-'24
31	Nick Niemann	LB	6-3	234	27	4	Iowa	Sycamore, Ill.	D6a-'21
33	Deane Leonard	DB	6-0	195	25	3	Mississippi	Calgary, Alberta, Canada	D7a-'22
36	Ja'Sir Taylor	DB	5-10	185	25	3	Wake Forest	Asbury Park, N.J.	D6b-'22
42	Tucker Fisk	TE	6-4	285	25	2	Stanford	Davis, Calif.	FA-'24
43	Troy Dye	LB	6-3	225	28	5	Oregon	Norco, Calif.	UFA (Min)-'24
44	Scott Matlock	FB/DL	6-4	296	24	2	Boise State	Homedale, Idaho	D6-'23
45	Tuli Tuipulotu	OLB	6-3	266	22	2	Southern California	Hawthorne, Calif.	D2-'23
47	Josh Harris	LS	6-1	224	35	13	Auburn	Carrollton, Ga.	UFA (Atl)-'22
48	Bud Dupree	OLB	6-4	269	31	10	Kentucky	Macon, Ga.	FA-'24
52	Khalil Mack	OLB	6-3	269	33	11	Buffalo	Fort Pierce, Fla.	T (Chi)-'22
56	Morgan Fox	DL	6-3	275	30	8	Colorado State-Pueblo	Fountain, Colo.	FA-'22
58	Shaquille Quarterman	LB	6-0	234	27	5	Miami	Orange Park, Fla.	FA-'24
62	Sam Mustipher	C	6-3	306	29	5	Notre Dame	Owings Mills, Md.	FA-'24
64	Brenden Jaimes	OL	6-5	300	25	4	Nebraska	Austin, Texas	D5-'21
68	Jamaree Salyer	OL	6-4	325	24	3	Georgia	Atlanta, Ga.	D6a-'22
70	Rashawn Slater	T	6-4	315	25	4	Northwestern	Sugar Land, Texas	D1-'21
71	Jordan McFadden	OL	6-2	303	25	2	Clemson	Spartanburg, S.C.	D5-'23
73	Foster Sarell	T	6-6	322	26	3	Stanford	Tacoma, Wash.	FA-'21
75	Bradley Bozeman	C	6-5	325	30	7	Alabama	Roanoke, Ala.	FA-'24
76	Joe Alt	T	6-8	322	21	R	Notre Dame	North Oaks, Minn.	D1-'24
77	Zion Johnson	G	6-3	316	25	3	Boston College	Bowie, Md.	D1-'22
79	Trey Pipkins III	G/T	6-6	307	28	6	Sioux Falls	Apple Valley, Minn.	D3-'19
81	Will Dissly	TE	6-4	265	28	7	Washington	Bozeman, Mont.	FA-'24
84	Stone Smartt	TE	6-4	226	26	3	Old Dominion	Sacramento, Calif.	FA-'22
89	Jalen Reagor	WR	5-11	197	25	4	TCU	Waxahachie, Texas	FA-'24
90	Tearl Tart	DL	6-2	315	27	5	Florida International	Philadelphia, Pa.	FA-'24
92	Justin Eboigbe	DL	6-5	292	23	R	Alabama	Forest Park, Ga.	D4-'24
93	Otito Ogbonnia	DL	6-4	320	24	3	UCLA	Houston, Texas	D5-'22
95	Poona Ford	DL	5-11	310	29	7	Texas	Hilton Head, S.C.	UFA (Buf)-'24
97	Joey Bosa	OLB	6-5	280	29	9	Ohio State	Fort Lauderdale, Fla.	D1-'16

## RESERVE/INJURED

No.	Name	Pos.	Ht.	Wt.	Age	Exp.	College	Hometown	How Acq.
25	Junior Colson	LB	6-3	247	21	R	Michigan	Franklin, Tenn.	D3-'24
26	Asante Samuel Jr.	CB	5-10	180	25	4	Florida State	Fort Lauderdale, Fla.	D2-'21
27	J.K. Dobbins	RB	5-10	215	25	5	Ohio State	La Grange, Texas	UFA (Bal)-'24
32	Alohi Gilman	S	5-10	201	27	5	Notre Dame	Laie, Hawaii	D6-'20
41	Eli Apple	CB	6-1	203	29	9	Ohio State	Philadelphia, Pa.	FA-'24
53	Chris Collins	OLB	6-5	255	24	R	Minnesota	Richmond, Va.	FA-'24
60	Bucky Williams	C/G	6-3	300	24	R	Appalachian State	Ringgold, Ga.	FA-'24
74	Tyler McLellan	T	6-8	355	25	R	Campbell	North Charleston, S.C.	FA-'24
82	Brenden Rice	WR	6-3	210	22	R	Southern California	Chandler, Ariz.	D7a-'24
87	Simi Fehoko	WR	6-4	218	27	4	Stanford	Salt Lake City, Utah	PS (Pit)-'23
88	Hayden Hurst	TE	6-4	245	31	7	South Carolina	Jacksonville, Fla.	FA-'24
94	Chris Rumph II	OLB	6-2	244	26	4	Duke	Gainesville, Fla.	D4-'21

## PRACTICE SQUAD

No.	Name	Pos.	Ht.	Wt.	Age	Exp.	College	Hometown	How Acq.
34	Jaret Patterson	RB	5-8	195	24	2	Buffalo	Glendale, Md.	FA-'23
35	Dicaprio Bootle	CB	5-10	180	27	2	Nebraska	Miami, Fla.	FA-'24
37	Shaun Wade	CB	6-1	195	26	4	Ohio State	Jacksonville, Fla.	FA-'24
38	Emany Johnson	S	6-2	218	24	R	Nevada	Richmond, Calif.	FA-'24
39	Jaylen Johnson	WR	6-2	194	24	R	East Carolina	Duluth, Ga.	FA-'24
40	Kendall Williamson	S	6-0	203	24	1	Stanford	Snellville, Ga.	FA-'24
46	McCallan Castles	TE	6-5	252	25	R	Tennessee	South Lake Tahoe, Calif.	FA-'24
49	John Kelly	RB	5-10	205	28	2	Tennessee	Detroit, Mich.	FA-'24
50	Caleb Murphy	LB	6-3	254	24	1	Ferris State	Campbellsburg, Indiana	FA-'24
51	Jeremiah Jean-Baptiste	LB	6-2	230	23	R	Mississippi	Florida City, Fla.	FA-'24
57	Tre'Mon Morris-Brash	OLB	6-2	245	24	R	Central Florida	Richmond, Va.	FA-'24
61	Karsen Barnhart	G	6-5	316	23	R	Michigan	Paw Paw, Mich.	FA-'24
65	Alex Leatherwood	T	6-5	312	25	3	Alabama	Pensacola, Fla.	FA-'24
69	CJ Okoye	DL	6-6	315	23	1	—	Abuja, Nigeria	FA (IPP)-'23
83	Eric Tomlinson	TE	6-6	265	32	8	UTEP	Oklahoma City, Okla.	FA-'24
86	Dez Fitzpatrick	WR	6-2	208	26	2	Louisville	Farmington Hills, Mich.	FA-'24
91	Christopher Hinton	DL	6-4	310	24	2	Michigan	Johns Creek, Ga.	FA-'22

# 2024 LOS ANGELES CHARGERS ALPHABETICAL ROSTER

## ACTIVE ROSTER

No.	Name	Pos.	Ht.	Wt.	DOB	Exp.	College	Hometown	How Acq.
76	Alt, Joe	T	6-8	322	2/28/03	R	Notre Dame	North Oaks, Minn.	D1-'24
97	Bosa, Joey	OLB	6-5	280	7/11/95	9	Ohio State	Fort Lauderdale, Fla.	D1-'16
75	Bozeman, Bradley	C	6-5	325	11/24/94	7	Alabama	Roanoke, Ala.	FA-'24
9	Chark Jr., DJ	WR	6-3	200	9/23/96	7	Louisiana State	Alexandria, La.	FA-'24
12	Davis, Derius	WR	5-8	165	9/11/00	2	TCU	St. Francisville, La.	D4-'23
11	Dicker, Cameron	K	6-1	216	5/6/00	3	Texas	Austin, Texas	FA-'22
81	Dissly, Will	TE	6-4	265	7/8/96	7	Washington	Bozeman, Mont.	FA-'24
48	Dupree, Bud	OLB	6-4	269	2/12/93	10	Kentucky	Macon, Ga.	FA-'24
43	Dye, Troy	LB	6-3	225	9/18/96	5	Oregon	Norco, Calif.	UFA (Min)-'24
92	Eboigbe, Justin	DL	6-5	292	4/9/01	R	Michigan	Forest Park, Ga.	D4-'24
4	Edwards, Gus	RB	6-1	238	4/13/95	7	Rutgers	Staten Island, N.Y.	UFA (Bal)-'24
42	Fisk, Tucker	TE	6-4	285	1/19/99	2	Stanford	Davis, Calif.	FA-'24
95	Ford, Poona	DL	5-11	310	11/19/95	7	Texas	Hilton Head, S.C.	UFA (Buf)-'24
56	Fox, Morgan	DL	6-3	275	9/12/94	8	Colorado State-Pueblo	Fountain, Colo.	FA-'22
7	Fulton, Kristian	CB	5-11	197	9/3/98	5	Louisiana State	New Orleans, La.	UFA (Ten)-'24
47	Harris, Josh	LS	6-1	224	4/27/89	13	Auburn	Carrollton, Ga.	UFA (Atl)-'22
20	Hart, Cam	CB	6-2	207	12/5/00	R	Notre Dame	Baltimore, Md.	D5b-'24
28	Haskins, Hassan	RB	6-2	228	11/26/99	3	Michigan	St. Louis, Mo.	W (Ten)-'24
8	Heinicke, Taylor	QB	6-1	210	3/15/93	7	Old Dominion	Atlanta, Ga.	T (Atl)-'24
0	Henley, Daiyan	LB	6-0	225	11/18/99	2	Washington State	Los Angeles, Calif.	D3-'23
10	Herbert, Justin	QB	6-6	236	3/10/98	5	Oregon	Eugene, Ore.	D1a-'20
64	Jaimes, Brenden	OL	6-5	300	5/28/99	4	Nebraska	Austin, Texas	D5-'21
3	James Jr., Derwin	S	6-2	215	8/3/96	7	Florida State	Haines City, Fla.	D1-'18
23	Jefferson, Tony	S	5-11	212	1/27/92	10	Oklahoma	Chula Vista, Calif.	FA-'24
77	Johnson, Zion	G	6-3	316	11/18/99	3	Boston College	Bowie, Md.	D1-'22
1	Johnston, Quentin	WR	6-2	208	9/6/01	2	TCU	Temple, Texas	D1-'23
33	Leonard, Deane	DB	6-0	195	11/20/99	3	Mississippi	Calgary, Alberta, Canada	D7a-'22
52	Mack, Khalil	OLB	6-3	269	2/22/91	11	Buffalo	Fort Pierce, Fla.	T (Chi)-'22
44	Matlock, Scott	FB/DL	6-4	296	6/28/00	2	Boise State	Homedale, Idaho	D6-'23
24	Mayer, Marcus	S	6-0	207	3/9/93	8	Florida	Melbourne, Fla.	W (Mia)-'24
15	McConkey, Ladd	WR	6-0	185	11/11/01	R	Georgia	Chatsworth, Ga.	D2-'24
71	McFadden, Jordan	OL	6-2	303	11/16/99	2	Clemson	Spartanburg, S.C.	D5-'23
22	Molden, Elijah	DB	5-10	192	1/30/99	4	Washington	West Linn, Ore.	T (Ten)-'24
62	Mustipher, Sam	C	6-3	306	8/13/96	5	Notre Dame	Owings Mills, Md.	FA-'24
31	Niemann, Nick	LB	6-3	234	12/2/97	4	Iowa	Sycamore, Ill.	D6a-'21
93	Ogbonnia, Otito	DL	6-4	320	8/25/00	3	UCLA	Houston, Texas	D5-'22
5	Palmer, Joshua	WR	6-1	210	9/22/99	4	Tennessee	Brampton, Ontario, Canada	D3a-'21
6	Perryman, Denzel	LB	5-11	240	12/5/92	10	Miami	Coral Gables, Fla.	UFA (Hou)-'24
58	Quarterman, Shaquille	LB	6-0	234	10/28/97	5	Miami	Orange Park, Fla.	FA-'24
79	Pipkins III, Trey	G/T	6-6	307	9/5/96	6	Sioux Falls	Apple Valley, Minn.	D3-'19
89	Reagor, Jalen	WR	5-11	197	1/2/99	4	TCU	Waxahachie, Texas	FA-'24
68	Salyer, Jamaree	OL	6-4	325	7/13/00	3	Georgia	Atlanta, Ga.	D6a-'22
73	Sarell, Foster	T	6-6	322	8/28/98	3	Stanford	Tacoma, Wash.	FA-'21
16	Scott, JK	P	6-5	208	10/30/95	6	Alabama	Denver, Colo.	FA-'22
70	Slater, Rashawn	T	6-4	315	3/26/99	4	Northwestern	Sugar Land, Texas	D1-'21
84	Smartt, Stone	TE	6-4	226	10/4/98	3	Old Dominion	Sacramento, Calif.	FA-'22
2	Stick, Easton	QB	6-1	224	9/15/95	6	North Dakota State	Omaha, Neb.	D5-'19
29	Still, Tarheeb	CB	6-1	196	6/9/02	R	Maryland	Sicklerville, N.J.	D5a-'24
90	Tart, Tear	DL	6-2	315	2/28/97	5	Florida International	Philadelphia, Pa.	FA-'24
36	Taylor, Ja'Sir	DB	5-10	185	1/8/99	3	Wake Forest	Asbury Park, N.J.	D6b-'22
45	Tuipulotu, Tuli	OLB	6-3	266	9/3/02	2	Southern California	Hawthorne, Calif.	D2-'23
30	Vidal, Kimani	RB	5-8	215	8/28/01	R	Troy	Marietta, Ga.	D6-'24

## RESERVE/INJURED

No.	Name	Pos.	Ht.	Wt.	DOB	Exp.	College	Hometown	How Acq.
41	Apple, Eli	CB	6-1	203	9/9/95	9	Ohio State	Philadelphia, Pa.	FA-'24
53	Collins, Chris	OLB	6-5	255	12/14/99	R	Minnesota	Richmond, Va.	FA-'24
25	Colson, Junior	LB	6-3	247	12/6/02	R	Michigan	Franklin, Tenn.	D3-'24
27	Dobbins, J.K.	RB	5-10	215	12/17/98	5	Ohio State	La Grange, Texas	UFA (Bal)-'24
87	Fehoko, Simi	WR	6-4	218	11/5/97	4	Stanford	Salt Lake City, Utah	PS (Pit)-'23
32	Gilman, Alohi	S	5-10	201	9/17/97	5	Notre Dame	Laie, Hawaii	D6-'20
88	Hurst, Hayden	TE	6-4	245	8/24/93	7	South Carolina	Jacksonville, Fla.	FA-'24
74	McLellan, Tyler	T	6-8	355	7/21/99	R	Campbell	North Charleston, S.C.	FA-'24
82	Rice, Brenden	WR	6-3	210	3/18/02	R	Southern California	Chandler, Ariz.	D7a-'24
94	Rumph II, Chris	OLB	6-2	244	10/19/98	4	Duke	Gainesville, Fla.	D4-'21
26	Samuel Jr., Asante	CB	5-10	180	10/3/99	4	Florida State	Fort Lauderdale, Fla.	D2-'21
60	Williams, Bucky	C/G	6-3	300	3/20/00	R	Appalachian State	Ringgold, Ga.	FA-'24

## PRACTICE SQUAD

No.	Name	Pos.	Ht.	Wt.	DOB	Exp.	College	Hometown	How Acq.
61	Barnhart, Karsen	G	6-5	316	3/2/01	R	Michigan	Paw Paw, Mich.	FA-'24
35	Bootle, Dicaprio	CB	5-10	180	9/17/97	2	Nebraska	Miami, Fla.	FA-'24
46	Castles, McCallan	TE	6-5	252	12/3/99	R	Tennessee	South Lake Tahoe, Calif.	FA-'24
86	Fitzpatrick, Dez	WR	6-2	208	12/17/97	2	Louisville	Farmington Hills, Mich.	FA-'24
91	Hinton, Christopher	DL	6-4	310	9/14/00	2	Michigan	Johns Creek, Ga.	FA-'22
51	Jean-Baptiste, Jeremiah	LB	6-2	230	5/31/01	R	Mississippi	Florida City, Fla.	FA-'24
38	Johnson, Emany	S	6-2	218	11/17/00	R	Nevada	Richmond, Calif.	FA-'24
39	Johnson, Jaylen	WR	6-2	194	5/26/00	R	East Carolina	Duluth, Ga.	FA-'24
49	Kelly, John	RB	5-10	205	10/4/96	2	Tennessee	Detroit, Mich.	FA-'24
65	Leatherwood, Alex	T	6-5	312	1/5/99	3	Alabama	Pensacola, Fla.	FA-'24
57	Morris-Brash, Tre'Mon	OLB	6-2	245	9/29/00	R	Central Florida	Richmond, Va.	FA-'24
50	Murphy, Caleb	LB	6-3	254	12/15/99	1	Ferris State	Campbellsburg, Indiana	FA-'24
69	Okoye, CJ	DL	6-6	315	10/20/01	1	—	Abuja, Nigeria	FA (IPP)-'23
34	Patterson, Jaret	RB	5-8	195	12/23/99	2	Buffalo	Glendale, Md.	FA-'23
83	Tomlinson, Eric	TE	6-6	265	4/22/92	8	UTEP	Oklahoma City, Okla.	FA-'24
37	Wade, Shaun	CB	6-1	195	9/15/98	4	Ohio State	Jacksonville, Fla.	FA-'24
40	Williamson, Kendall	S	6-0	203	124	1	Stanford	Snellville, Ga.	FA-'24

# 2024 LOS ANGELES CHARGERS POSITION ROSTER

## QUARTERBACKS (3)

No.	Name	Pos.	Ht.	Wt.	Age	Exp.	College	Hometown	How Acq.
2	Easton Stick	QB	6-1	224	29	6	North Dakota State	Omaha, Neb.	D5-'19
8	Taylor Heinicke	QB	6-1	210	31	7	Old Dominion	Atlanta, Ga.	T (Atl)-'24
10	Justin Herbert	QB	6-6	236	26	5	Oregon	Eugene, Ore.	D1a-'20

## RUNNING BACKS (4)

No.	Name	Pos.	Ht.	Wt.	Age	Exp.	College	Hometown	How Acq.
4	Gus Edwards	RB	6-1	238	29	7	Rutgers	Staten Island, N.Y.	UFA (Bal)-'24
28	Hassan Haskins	RB	6-2	228	25	3	Michigan	St. Louis, Mo.	W (Ten)-'23
30	Kimani Vidal	RB	5-8	215	23	R	Troy	Marietta, Ga.	D6-'24
44	Scott Matlock	FB/DL	6-4	296	24	2	Boise State	Homedale, Idaho	D6-'23

## WIDE RECEIVERS (6)

No.	Name	Pos.	Ht.	Wt.	Age	Exp.	College	Hometown	How Acq.
1	Quentin Johnston	WR	6-2	208	23	2	TCU	Temple, Texas	D1-'23
5	Joshua Palmer	WR	6-1	210	25	4	Tennessee	Brampton, Ontario, Canada	D3a-'21
9	DJ Chark Jr.	WR	6-3	200	28	7	Louisiana State	Alexandria, La.	FA-'24
12	Derius Davis	WR	5-8	165	24	2	TCU	St. Francisville, La.	D4-'23
15	Ladd McConkey	WR	6-0	185	23	R	Georgia	Chatsworth, Ga.	D2-'24
89	Jalen Reagor	WR	5-11	197	25	4	TCU	Waxahachie, Texas	FA-'24

## TIGHT ENDS (3)

No.	Name	Pos.	Ht.	Wt.	Age	Exp.	College	Hometown	How Acq.
42	Tucker Fisk	TE	6-4	285	25	2	Stanford	Davis, Calif.	FA-'24
81	Will Dissly	TE	6-4	265	28	7	Washington	Bozeman, Mont.	FA-'24
84	Stone Smartt	TE	6-4	226	26	3	Old Dominion	Sacramento, Calif.	FA-'22

## OFFENSIVE LINEMEN (10)

No.	Name	Pos.	Ht.	Wt.	Age	Exp.	College	Hometown	How Acq.
62	Sam Mustipher	C	6-3	306	29	5	Notre Dame	Owings Mills, Md.	FA-'24
64	Brenden Jaimoes	OL	6-5	300	25	4	Nebraska	Austin, Texas	D5-'21
68	Jamaree Salyer	OL	6-4	325	24	3	Georgia	Atlanta, Ga.	D6a-'22
70	Rashawn Slater	T	6-4	315	25	4	Northwestern	Sugar Land, Texas	D1-'21
71	Jordan McFadden	OL	6-2	303	25	2	Clemson	Spartanburg, S.C.	D5-'23
73	Foster Sarell	T	6-6	322	26	3	Stanford	Tacoma, Wash.	FA-'21
75	Bradley Bozeman	C	6-5	325	30	7	Alabama	Roanoke, Ala.	FA-'24
76	Joe Alt	T	6-8	322	21	R	Notre Dame	North Oaks, Minn.	D1-'24
77	Zion Johnson	G	6-3	316	25	3	Boston College	Bowie, Md.	D1-'22
79	Trey Pipkins III	G/T	6-6	307	28	6	Sioux Falls	Apple Valley, Minn.	D3-'19

## DEFENSIVE LINEMEN (6)

No.	Name	Pos.	Ht.	Wt.	Age	Exp.	College	Hometown	How Acq.
44	Scott Matlock	FB/DL	6-4	296	24	2	Boise State	Homedale, Idaho	D6-'23
56	Morgan Fox	DL	6-3	275	30	8	Colorado State-Pueblo	Fountain, Colo.	FA-'22
90	Tearif Tart	DL	6-2	315	27	5	Florida International	Philadelphia, Pa.	FA-'24
92	Justin Eboigbe	DL	6-5	292	23	R	Alabama	Forest Park, Ga.	D4-'24
93	Otito Ogbornia	DL	6-4	320	24	3	UCLA	Houston, Texas	D5-'22
95	Poona Ford	DL	5-11	310	29	7	Texas	Hilton Head, S.C.	UFA (Buf)-'24

## LINEBACKERS (5)

No.	Name	Pos.	Ht.	Wt.	Age	Exp.	College	Hometown	How Acq.
0	Daiyan Henley	LB	6-0	225	25	2	Washington State	Los Angeles, Calif.	D3-'23
6	Denzel Perryman	LB	5-11	240	31	10	Miami	Coral Gables, Fla.	UFA (Hou)-'24
31	Nick Niemann	LB	6-3	234	27	4	Iowa	Sycamore, Ill.	D6a-'21
43	Troy Dye	LB	6-3	225	28	5	Oregon	Norco, Calif.	UFA (Min)-'24
58	Shaquille Quarterman	LB	6-0	234	27	5	Miami	Orange Park, Fla.	FA-'24

## OUTSIDE LINEBACKERS (4)

No.	Name	Pos.	Ht.	Wt.	Age	Exp.	College	Hometown	How Acq.
45	Tuli Tuipulotu	OLB	6-3	266	22	2	Southern California	Hawthorne, Calif.	D2-'23
48	Bud Dupree	OLB	6-4	269	31	10	Kentucky	Macon, Ga.	FA-'24
52	Khalil Mack	OLB	6-3	269	33	11	Buffalo	Fort Pierce, Fla.	T (Chi)-'22
97	Joey Bosa	OLB	6-5	280	29	9	Ohio State	Fort Lauderdale, Fla.	D1-'16

## DEFENSIVE BACKS (9)

No.	Name	Pos.	Ht.	Wt.	Age	Exp.	College	Hometown	How Acq.
3	Derwin James Jr.	S	6-2	215	28	7	Florida State	Haines City, Fla.	D1-'18
7	Kristian Fulton	CB	5-11	197	26	5	Louisiana State	New Orleans, La.	UFA (Ten)-'24
20	Cam Hart	CB	6-2	207	23	R	Notre Dame	Baltimore, Md.	D5b-'24
22	Elijah Molden	DB	5-10	192	25	4	Washington	West Linn, Ore.	T (Ten)-'24
23	Tony Jefferson	S	5-11	212	32	10	Oklahoma	Chula Vista, Calif.	FA-'24
24	Marcus Maye	S	6-0	207	31	8	Florida	Melbourne, Fla.	W (Mia)-'24
29	Tarheeb Still	CB	6-1	196	22	R	Maryland	Sicklerville, N.J.	D5a-'24
33	Deane Leonard	DB	6-0	195	25	3	Mississippi	Calgary, Alberta, Canada	D7a-'22
36	Ja'Sir Taylor	DB	5-10	185	25	3	Wake Forest	Asbury Park, N.J.	D6b-'22

## SPECIALISTS (3)

No.	Name	Pos.	Ht.	Wt.	Age	Exp.	College	Hometown	How Acq.
11	Cameron Dicker	K	6-1	216	24	3	Texas	Austin, Texas	FA-'22
16	JK Scott	P	6-5	208	29	6	Alabama	Denver, Colo.	FA-'22
47	Josh Harris	LS	6-1	224	35	13	Auburn	Carrollton, Ga.	UFA (Atl)-'22

\*FB/DL Scott Matlock is listed both as a running back and defensive lineman

## HOW THE 2024 CHARGERS WERE BUILT

YEAR	NFL DRAFT	FREE AGENCY	TRADE/WAIVERS
2016	OLB Joey Bosa (1)		
2017			
2018	S Derwin James Jr. (1)		
2019	T Trey Pipkins III (3) QB Easton Stick (5)		
2020	QB Justin Herbert (1a)		
2021	OL Brenden Jaimes (5) LB Nick Niemann (6a) WR Joshua Palmer (3a) T Rashawn Slater (1)	T Foster Sarell	
2022	G Zion Johnson (1) DB Deane Leonard (7a) DL Otito Ogbornia (5) OL Jamaree Salyer (6a) DB Ja'Sir Taylor (6b)	K Cameron Dicker DL Morgan Fox LS Josh Harris (UFA-Atl) P JK Scott TE Stone Smartt (UDFA)	OLB Khalil Mack (T-Chi)
2023	WR Derius Davis (4) LB Daiyan Henley (3) WR Quentin Johnston (1) FB/DL Scott Matlock (6) OL Jordan McFadden (5) OLB Tuli Tuipulotu (2)		
2024	T Joe Alt (1) DL Justin Eboigbe (4) CB Cam Hart (5b) WR Ladd McConkey (2) CB Tarheeb Still (5a) Kimani Vidal (6)	C Bradley Bozeman WR DJ Chark Jr. TE Will Dissly OLB Bud Dupree LB Troy Dye (UFA-Min) RB Gus Edwards (UFA-Bal) TE Tucker Fisk DL Poona Ford (UFA-Buf) CB Kristian Fulton (UFA-Ten) S Tony Jefferson C Sam Mustipher LB Denzel Perryman (UFA-Hou) LB Shaquille Quarterman WR Jalen Reagor DL Teair Tart	RB Hassan Haskins (W-Ten) QB Taylor Heinicke (T-Atl) S Marcus Maye (W-Mia) DB Elijah Molden (T-Ten)

## 2024 LOS ANGELES CHARGERS COACHES

<b>Head Coach</b> .....	Jim Harbaugh	<b>Defensive Assistant</b> .....	Mike Hiestand
<b>Special Teams Coordinator</b> .....	Ryan Ficken	<b>Wide Receivers</b> .....	Sanjay Lal
<b>Defensive Coordinator</b> .....	Jesse Minter	<b>Running Backs</b> .....	Kiel McDonald
<b>Offensive Coordinator</b> .....	Greg Roman	<b>Senior Defensive Analyst</b> .....	Rick Minter
<b>Run Game Coordinator/Tight Ends</b> .....	Andy Bischoff	<b>Defensive Quality Control</b> .....	Robert Muschamp
<b>Linebackers</b> .....	NaVorro Bowman	<b>Safeties</b> .....	Chris O'Leary
<b>Passing Game Coordinator</b> .....	Marcus Brady	<b>Defensive Assistant</b> .....	Dylan Roney
<b>Offensive Quality Control/Wide Receivers</b> .....	Jeff Carpenter	<b>Offensive Assistant</b> .....	Phil Serchia
<b>Defensive Backs</b> .....	Steve Clinkscale	<b>Senior Offensive Assistant</b> .....	Marc Trestman
<b>Quarterbacks</b> .....	Shane Day	<b>Assistant Defensive Line</b> .....	Will Tukuafu
<b>Offensive Line</b> .....	Mike Devlin	<b>Executive Director of Player Performance</b> .....	Ben Herbert
<b>Defensive Line</b> .....	Mike Elston	<b>Head Strength &amp; Conditioning</b> .....	Jonathan Brooks
<b>Offensive Assistant/Quarterbacks</b> .....	Jonathan Goodwin	<b>Head Strength &amp; Conditioning</b> .....	Devin Woodhouse
<b>Assistant Special Teams</b> .....	Chris Gould	<b>Director of Performance Analytics</b> .....	Ben Rabe
<b>Assistant Offensive Line</b> .....	Nick Hardwick	<b>Performance Analyst</b> .....	Lincoln DeWolf

# 2024 LOS ANGELES CHARGERS DEPTH CHART

Depth Chart is unofficial and compiled by Chargers Communications

## OFFENSE

<b>WR</b>	<u>15</u> Ladd McConkey	—OR—	5	Joshua Palmer	12	Derius Davis
<b>LT</b>	70 Rashawn Slater		73	Foster Sarell		
<b>LG</b>	77 Zion Johnson		71	Jordan McFadden		
<b>C</b>	75 Bradley Bozeman		64	Brenden Jaimes	62	Sam Mustipher
<b>RG</b>	79 Trey Pipkins III		68	Jamaree Salyer		
<b>RT</b>	<u>76</u> Joe Alt		73	Foster Sarell		
<b>TE</b>	81 Will Dissly		84	Stone Smartt	42	Tucker Fisk
<b>WR</b>	1 Quentin Johnston		9	DJ Chark Jr.	89	Jalen Reagor
<b>QB</b>	10 Justin Herbert		8	Taylor Heinicke	—OR—	2 Easton Stick
<b>FB</b>	44 Scott Matlock					
<b>RB</b>	4 Gus Edwards		28	Hassan Haskins	30	<u>Kimani Vidal</u>

## DEFENSE

<b>EDGE</b>	52 Khalil Mack		48	Bud Dupree		
<b>DL</b>	56 Morgan Fox		44	Scott Matlock		
<b>DL</b>	95 Poona Ford		90	Teair Tart		
<b>DL</b>	93 Otito Ogbonnia		<u>92</u>	<u>Justin Eboigbe</u>		
<b>EDGE</b>	97 Joey Bosa		45	Tuli Tuipulotu		
<b>LB</b>	6 Denzel Perryman		43	Troy Dye	58	Shaquille Quarterman
<b>LB</b>	0 Daiyan Henley		31	Nick Niemann		
<b>CB</b>	7 Kristian Fulton		36	Ja'Sir Taylor	33	Deane Leonard
<b>S</b>	3 Derwin James Jr.		23	Tony Jefferson		
<b>S</b>	22 Elijah Molden		24	Marcus Maye		
<b>CB</b>	<u>20</u> Cam Hart	—OR—	<u>29</u>	<u>Tarheeb Still</u>		

## SPECIALISTS

<b>K</b>	11 Cameron Dicker			
<b>P</b>	16 JK Scott			
<b>KO</b>	11 Cameron Dicker			
<b>H</b>	16 JK Scott			
<b>LS</b>	47 Josh Harris			
<b>KR</b>	12 Derius Davis		<u>15</u>	<u>Ladd McConkey</u>
<b>PR</b>	12 Derius Davis		<u>15</u>	<u>Ladd McConkey</u>

**NOTE:** Rookies are underlined

# 2024 LOS ANGELES CHARGERS PRONUNCIATION GUIDE

Justin <b>EBOIGBE</b> . . . . . ee-BOYG-bee	Sam <b>MUSTIPHER</b> . . . . . MUST-iff-err	<b>JA'SIR</b> Taylor . . . . . JAH-sear
<b>SIMI FEHOKO</b> . . . . . SIM-ee fuh-HO-ko	Nick <b>NIEMANN</b> . . . . . KNEE-min	<b>TULI TUIPULOTU</b> . . . . .
<b>ALOHI</b> Gilman . . . . . uh-LOW-hee	<b>OTITO OGBONNIA</b> . . . . . oh-TEET-oh oh-BONE-yuh	. . . . . TOO-lee TOO-ee-poo-LOW-too
<b>DAIYAN</b> Henley . . . . . DAY-on	Jamaree <b>SALYER</b> . . . . . SAL-yur	Kimani <b>VIDAL</b> . . . . . VIE-dell
Brenden <b>JAIMES</b> . . . . . HIGH-miss	Foster <b>SARELL</b> . . . . . SUH-rell	
<b>ZION</b> Johnson . . . . . ZEYE-uhn	<b>RASHAWN</b> Slater . . . . . ruh-SHAWN	
<b>TRE'MON</b> Morris-Brash . . . . . TRAY-mon	<b>TEAIR</b> Tart . . . . . TEE-air	

## 2024 TRANSACTIONS BY DATE

Jan. 9	Signed OLB Brevin Allen, DL Jerrod Clark, RB Elijah Dotson, QB Max Duggan, WR Simi Fehoko, CB Matt Hankins, C Brent Laing, DL CJ Okoye and CB Chris Wilcox to Reserve/Future contracts.	Aug. 22	Signed TE Isaac Rex. Waived DL Micheal Mason.	Sept. 23	Reverted LB Shaquille Quarterman to practice squad.
Jan. 10	Signed RB Jaret Patterson to Reserve/Future contract.	Aug. 27	Placed LB Nick Niemann on Reserve/Injured; Designated for Return. Placed OLB Chris Collins, T Tyler McLellan, OLB Chris Rumph II and C/G Bucky Williams on Reserve/Injured. Released TE Donald Parham Jr., and LB Shaq Quarterman.	Sept. 24	Signed LB Blake Lynch and WR Jalen Reagor to practice squad. Released TE Luke Benson and CB Nehemiah Shelton from practice squad.
Jan. 11	Signed DL Christopher Hinton to Reserve/Future contract.			Sept. 25	Placed S Derwin James Jr., on Reserve/Suspended by Commissioner-Less than One Year.
March 5	Extended exclusive rights tenders to K Cameron Dicker and T Foster Sarell. Released LB Eric Kendricks.			Sept. 26	Signed S Tony Jefferson to active roster. Signed G/T Braeden Daniels to practice squad.
March 8	Re-signed T Foster Sarell.			Sept. 28	Activated Blake Lynch (standard elevation) and C Sam Mustipher (standard elevation) from practice squad.
March 12	Waived T Andrew Trainer and CB Amechi Uzodinma.			Sept. 30	Activated S Derwin James Jr., from Reserve/Suspended by Commissioner-Less than One Year and placed on Exempt/Commissioner Permission. Released S Tony Jefferson. Reverted LB Blake Lynch and C Sam Mustipher to practice squad. Released G/T Braeden Daniels from practice squad.
March 13	Re-signed S Alohi Gilman. Signed TE Will Dissly. Released WR Mike Williams.			Oct. 1	Activated S Derwin James Jr., from Exempt/Commissioner Permission. Signed S Tony Jefferson to practice squad.
March 15	Traded WR Keenan Allen to Chicago for 2024 fourth-round selection.			Oct. 9	Signed CB Nehemiah Shelton to practice squad. Released LB Shaquille Quarterman from practice squad.
March 16	Re-signed QB Easton Stick. Signed RB Gus Edwards, DL Poona Ford and TE Hayden Hurst.			Oct. 12	Activated LB Nick Niemann from Reserve/Injured; Designated for Return. Signed S Tony Jefferson to active roster. Placed RB Gus Edwards and CB Asante Samuel Jr., on Reserve/Injured. Activated CB Dicaprio Bootle (standard elevation) from practice squad.
March 18	Signed C Bradley Bozeman and LB Troy Dye.	Aug. 28	Claimed RB Hassan Haskins off waivers. Waived S JT Woods. Signed G Karsen Barnhart, TE Luke Benson, OLB Andrew Farmer II, TE Tucker Fisk, CB Matt Hankins, DL Christopher Hinton, LB Jeremiah Jean-Baptiste, WR Cornelius Johnson, WR Jaylen Johnson, CB Robert Kennedy, C Brent Laing, T Alex Leatherwood, LB Shane Lee, OLB Tre'Mon Morris-Brash, DL CJ Okoye, G Willis Patrick, QB Luis Perez, S Jalyn Phillips, TE Isaac Rex, OLB Ty Shelby, RB Isaiah Spiller, CB Zamari Walton and WR Isaiah Wooden.	Oct. 14	Reverted CB Dicaprio Bottle to practice squad.
March 19	Signed LB Denzel Perryman.			Oct. 15	Signed CB Eli Apple and TE McCallan Castles to practice squad. Released LB Blake Lynch from practice squad.
March 28	Signed CB Kristian Fulton.			Oct. 16	Designated WR DJ Chark Jr., for return from Reserve/Injured.
April 2	Signed FB/TE Ben Mason. Re-signed K Cameron Dicker.	Aug. 29	Traded 2026 seventh-round selection to Tennessee for DB Elijah Molden. Traded conditional 2025 seventh-round selection (from Minnesota) to Atlanta for QB Taylor Heinicke. Released S Tony Jefferson. Waived RB Jaret Patterson. Signed TE Eric Tomlinson to practice squad. Released CB Robert Kennedy from practice squad.	Oct. 19	Released S Tony Jefferson. Released CB Nehemiah Shelton from practice squad.
April 18	Signed RB J.K. Dobbins.			Oct. 21	Signed CB Dicaprio Bootle and CB Shaun Wade to active roster. Placed DB Deane Leonard on Reserve/Injured. Signed S Tony Jefferson to practice squad. Activated C Sam Mustipher (standard elevation) and WR Jalen Reagor (standard elevation) from practice squad.
May 6	Signed WR DJ Chark.	Aug. 30	Signed K Cameron Dicker to contract extension. Signed S Tony Jefferson to practice squad.	Oct. 22	Waived CB Shaun Wade. Reverted C Sam Mustipher and WR Jalen Reagor to practice squad.
May 10	Signed G Karsen Barnhart, QB Casey Bauman, TE Luke Benson, LB Junior Colson, S Akeem Dent, WR Jaelen Gill, S Thomas Harper, CB Cam Hart, TE Zach Heins, OLB Savion Jackson, LB Jeremiah Jean-Baptiste, WR Cornelius Johnson, WR Jaylen Johnson, WR Leon Johnson, CB Robert Kennedy, LB Shane Lee, DL Micheal Mason, T Tyler McLellan, OLB Tre'Mon Morris-Brash, G Willis Patrick, S Jalyn Phillips, WR Brenden Rice, T Tyler Smith, CB Tarheeb Still, RB Kimani Vidal, CB Zamari Walton and C/G Bucky Williams.			Oct. 24	Signed CB Shaun Wade to practice squad.
May 13	Signed OLB Bud Dupree.			Oct. 26	Activated WR Jaylen Johnson (standard elevation) and WR Jalen Reagor (standard elevation) from practice squad.
May 14	Signed OLB Chris Collins. Waived OLB Brevin Allen.	Sept. 2	Signed RB Jaret Patterson to practice squad. Released RB Isaiah Spiller from practice squad.	Oct. 28	Reverted WR Jaylen Johnson and WR Jalen Reagor to practice squad.
May 16	Signed DL Justin Eboigbe.	Sept. 3	Signed WR Dez Fitzpatrick and CB Shaun Wade to practice squad. Released OLB Andrew Farmer II and WR Cornelius Johnson from practice squad.	Oct. 30	Signed C Sam Mustipher to active roster. Signed LB Caleb Murphy and S Kendall Williamson to practice squad.
May 23	Waived T Tyler Smith.	Sept. 7	Signed TE Eric Tomlinson to active roster. Placed WR DJ Chark Jr., on Reserve/Injured. Activated LB Shaquille Quarterman (standard elevation) from practice squad. Released CB Matt Hankins from practice squad with injury settlement.	Nov. 2	Activated WR DJ Chark Jr., from Reserve/Injured; Designated for Return. Placed WR Brenden Rice on Reserve/Injured. Activated CB Eli Apple (standard elevation) and WR Jalen Regor (standard elevation) from practice squad.
May 29	Signed T Alex Leatherwood.	Sept. 9	Reverted LB Shaquille Quarterman to practice squad. Signed CB Nehemiah Shelton to practice squad.		
June 5	Released C Corey Linsley.	Sept. 11	Signed CB Dicaprio Bootle to practice squad.		
June 14	Signed S Tony Jefferson and WR Praise Olatoke.	Sept. 14	Activated S Tony Jefferson (standard elevation) and LB Shaquille Quarterman (standard elevation) from practice squad.		
June 20	Signed WR Ladd McConkey.	Sept. 16	Reverted S Tony Jefferson and LB Shaquille Quarterman to practice squad.		
July 17	Declared Non-Football Illness for LB Junior Colson.	Sept. 21	Activated LB Shaquille Quarterman (standard elevation) from practice squad.		
July 30	Remove LB Junior Colson from Active/Non-Football Illness.				
Aug. 6	Waived OLB Savion Jackson.				
Aug. 7	Signed QB Luis Perez.				
Aug. 12	Signed WR Isaiah Wooden. Waived QB Casey Bauman and WR Praise Olatoke.				
Aug. 13	Signed OLB Savion Jackson and LB Shaq Quarterman. Waived CB Chris Wilcox. Waived/Injured FB/TE Ben Mason.				
Aug. 14	Signed TE Tucker Fisk.				
Aug. 16	Signed DL Teair Tart. Waived S Jalyn Phillips.				
Aug. 19	Signed LB Frank Ginda and S Jalyn Phillips. Waived QB Max Duggan and WR Leon Johnson.				

## 2024 TRANSACTIONS BY DATE

Nov. 4	Reverted CB Eli Apple and WR Jalen Reagor to practice squad.	Nov. 16	Signed LB Shaquille Quarterman to active roster. Waived CB Dicaprio Bootle. Activated CB Eli Apple (standard elevation) and OLB Caleb Murphy (standard elevation) from practice squad.	Nov. 26	Reverted S Tony Jefferson and OLB Caleb Murphy to practice squad. Signed TE McCallan Castles to practice squad.
Nov. 5	Released TE Eric Tomlinson.			Nov. 27	Claimed S Marcus Maye off waivers. Placed CB Eli Apple on Reserve/Injured.
Nov. 6	Signed WR Jalen Reagor to active roster. Designated RB Gus Edwards for return from Reserve/Injured. Placed LB Junior Colson and WR Simi Fehoko on Reserve/Injured. Signed LB Shaquille Quarterman and TE Eric Tomlinson to practice squad. Released TE McCallan Castles from practice squad.	Nov. 18	Reverted CB Eli Apple and OLB Caleb Murphy to practice squad.	Nov. 30	Placed RB J.K. Dobbins and S Alohi Gilman on Reserve/Injured. Signed S Tony Jefferson to active roster. Activated CB Dicaprio Bootle (standard elevation) and LB Jeremiah Jean-Baptiste (standard elevation) from practice squad.
Nov. 9	Activated RB Gus Edwards from Reserve/Injured; Designated for Return. Signed TE Tucker Fisk to active roster. Activated CB Eli Apple (standard elevation) and OLB Caleb Murphy (standard elevation) from practice squad. Signed TE McCallan Castles to practice squad.	Nov. 19	Signed CB Dicaprio Bootle to practice squad.	Dec. 2	Reverted CB Dicaprio Bootle and LB Jeremiah Jean-Baptiste to practice squad.
Nov. 11	Reverted CB Eli Apple and OLB Caleb Murphy to practice squad.	Nov. 20	Signed S Emany Johnson to practice squad. Released TE McCallan Castles from practice squad.	Dec. 3	Signed RB John Kelly to practice squad.
Nov. 15	Reverted CB Eli Apple and OLB Caleb Murphy to practice squad.	Nov. 25	Activated DB Deane Leonard from Reserve/Injured; Designated for Return. Placed TE Hayden Hurst on Reserve/Injured. Signed CB Eli Apple to active roster. Waived S AJ Finley. Activated S Tony Jefferson (standard elevation) and OLB Caleb Murphy (standard elevation) from practice squad.		

# 2024 TRANSACTIONS BY PLAYER

## Allen, Brevin — OLB

Jan. 9 Signed to Reserve/Future contract  
May 14 Waived

## Allen, Keenan — WR

March 15 Traded to Chicago

## Alt, Joe — T

June 11 Signed

## Apple, Eli — CB

Oct. 15 Signed to practice squad  
Nov. 2 Activated from practice squad (standard elevation)  
Nov. 4 Reverted to practice squad  
Nov. 9 Activated from practice squad (standard elevation)  
Nov. 11 Reverted to practice squad  
Nov. 16 Activated from practice squad (standard elevation)  
Nov. 18 Reverted to practice squad  
Nov. 25 Signed to active roster  
Nov. 27 Placed on Reserve/Injured

## Barnhart, Karsen — G

May 10 Signed  
Aug. 27 Waived  
Aug. 28 Signed to practice squad

## Bauman, Casey — QB

May 10 Signed  
Aug. 12 Waived

## Benson, Luke — TE

May 10 Signed  
Aug. 27 Waived  
Aug. 28 Signed to practice squad  
Sept. 24 Released from practice squad

## Bootle, Dicaprio — CB

Sept. 11 Signed to practice squad  
Oct. 12 Activated from practice squad (standard elevation)  
Oct. 14 Reverted to practice squad  
Oct. 21 Signed to active roster  
Nov. 16 Waived  
Nov. 19 Signed to practice squad  
Nov. 27 Activated from practice squad (standard elevation)  
Dec. 2 Reverted to practice squad

## Bozeman, Bradley — C

March 18 Signed

## Castles, McCallan — TE

Oct. 15 Signed to practice squad  
Nov. 6 Released from practice squad  
Nov. 9 Signed to practice squad  
Nov. 20 Released from practice squad  
Nov. 26 Signed to practice squad

## Chark Jr., DJ — WR

May 16 Signed  
Sept. 7 Placed on Reserve/Injured  
Oct. 16 Designated for return from Reserve/Injured  
Nov. 2 Activated from Reserve/Injured; Designated for Return

## Clark, Jerrod — DL

Jan. 9 Signed to Reserve/Future contract  
Aug. 27 Waived

## Collins, Chris — OLB

May 14 Signed  
Aug. 27 Placed on Reserve/Injured

## Colson, Junior — LB

May 10 Signed  
July 17 Declared Non-Football Illness  
July 30 Passed Physical  
Nov. 6 Placed on Reserve/Injured

## Daniels, Braeden — G/T

Sept. 26 Signed to practice squad  
Sept. 30 Released from practice squad

## Dent, Akeem — S

May 10 Signed  
Aug. 27 Waived

## Dicker, Cameron — K

March 5 Extended exclusive rights tender  
April 2 Re-signed  
Aug. 30 Signed contract extension

## Dobbins, J.K. — RB

April 18 Signed  
Nov. 30 Placed on Reserve/Injured

## Dotson, Elijah — RB

Jan. 9 Signed to Reserve/Future contract  
Aug. 27 Waived

## Duggan, Max — QB

Jan. 9 Signed to Reserve/Future contract  
Aug. 19 Waived

## Dupree, Bud — OLB

May 13 Signed

## Dye, Troy — LB

March 18 Signed

## Eboigbe, Justin — DL

May 16 Signed

## Edwards, Gus — RB

March 16 Signed  
Oct. 12 Placed on Reserve/Injured  
Nov. 6 Designated for return from Reserve/Injured  
Nov. 9 Activated from Reserve/Injured; Designated for Return

## Farmer II, Andrew — OLB

Aug. 27 Waived  
Aug. 28 Signed to practice squad  
Sept. 3 Released from practice squad

## Fehoko, Simi — WR

Jan. 9 Signed to Reserve/Future contract  
Nov. 6 Placed on Reserve/Injured

## Finley, AJ — S

Nov. 25 Waived

## Fisk, Tucker — TE

Aug. 14 Signed  
Aug. 27 Waived  
Aug. 28 Signed to practice squad  
Nov. 9 Signed to active roster

## Fitzpatrick, Dez — WR

Sept. 3 Signed to practice squad

## Ford, Poona — DL

March 16 Signed

## Fulton, Kristian — CB

April 2 Signed

## Gill, Jaelen — WR

May 10 Signed  
Aug. 27 Waived

## Gilman, Alohi — S

March 13 Re-signed  
Nov. 30 Placed on Reserve/Injured

## Ginda, Frank — LB

Aug. 19 Signed  
Aug. 27 Waived

## Hankins, Matt — CB

Jan. 9 Signed to Reserve/Future contract  
Aug. 27 Waived  
Aug. 28 Signed to practice squad  
Sept. 7 Released from practice squad with injury settlement

## Harper, Thomas — S

May 10 Signed  
Aug. 27 Waived

## Hart, Cam — CB

May 10 Signed

## Haskins, Hassan — RB

Aug. 28 Claimed off Waivers

## Heinicke, Taylor — QB

Aug. 29 Traded for from Atlanta

## Heins, Zach — TE

May 10 Signed  
Aug. 27 Waived

## Hinton, Christopher — DL

Jan. 11 Signed to Reserve/Future contract  
Aug. 27 Waived  
Aug. 28 Signed to practice squad

## Hurst, Hayden — TE

March 16 Signed  
Nov. 25 Placed on Reserve/Injured

## Jackson, Savion — OLB

May 10 Signed  
Aug. 6 Waived  
Aug. 13 Signed  
Aug. 27 Waived

## James Jr., Derwin — S

Sept. 25 Placed on Reserve/Suspended By Commissioner-Less than One Year  
Sept. 30 Suspension lifted and granted exempt status

## Jean-Baptiste, Jeremiah — LB

May 10 Signed  
Aug. 27 Waived  
Aug. 28 Signed to practice squad  
Nov. 27 Activated from practice squad (standard elevation)  
Dec. 2 Reverted to practice squad

## Jefferson, Tony — S

June 14 Signed  
Aug. 29 Released  
Aug. 30 Signed to practice squad  
Sept. 14 Activated from practice squad (standard elevation)  
Sept. 16 Reverted to practice squad  
Sept. 26 Signed to active roster  
Sept. 30 Released

Oct. 1 Signed to practice squad

Oct. 12 Signed to active roster

Oct. 19 Released

Oct. 21 Signed to practice squad  
Nov. 25 Activated from practice squad (standard elevation)

Nov. 26 Reverted to practice squad

Nov. 30 Signed to active roster

## Johnson, Cornelius — WR

May 10 Signed  
Aug. 27 Waived  
Aug. 28 Signed to practice squad  
Sept. 3 Released from practice squad

## Johnson, Emany — S

Nov. 20 Signed to practice squad

## Johnson, Jaylen — WR

May 10 Signed  
Aug. 27 Waived  
Aug. 28 Signed to practice squad  
Oct. 26 Activated from practice squad (standard elevation)  
Oct. 28 Reverted to practice squad

## Johnson, Leon — WR

May 10 Signed  
Aug. 19 Waived

## Kelly, John — RB

Dec. 3 Signed to practice squad

## Kendricks, Eric — LB

March 5 Released

## Kennedy, Robert — CB

May 10 Signed  
Aug. 27 Waived  
Aug. 28 Signed to practice squad  
Aug. 29 Released from practice squad

## Laing, Brent — C

Jan. 9 Signed to Reserve/Future contract  
Aug. 27 Waived

## Leatherwood, Alex — T

May 29 Signed  
Aug. 27 Waived  
Aug. 28 Signed to practice squad



# 2024 TRANSACTIONS BY PLAYER

## Lee, Shane — LB

May 10 Signed  
Aug. 27 Waived

## Leonard, Deane — DB

Oct. 21 Placed on Reserve/Injured  
Nov. 15 Designated for return from Reserve/  
Injured  
Nov. 25 Activated from Reserve/Injured;  
Designated for Return

## Linsley, Corey — C

June 5 Released

## Lynch, Blake — LB

Sept. 24 Signed to practice squad  
Sept. 28 Activated from practice squad  
(standard elevation)  
Sept. 30 Reverted to practice squad  
Oct. 15 Released from practice squad

## Mason, Ben — FB/TE

April 2 Signed  
Aug. 13 Waived/Injured

## Mason, Micheal — DL

May 10 Signed  
Aug. 22 Waived

## Maye, Marcus — S

Nov. 27 Claimed off Waivers

## McConkey, Ladd — WR

June 20 Signed

## McLellan, Tyler — T

May 10 Signed  
Aug. 27 Placed on Reserve/Injured

## Molden, Elijah — DB

Aug. 29 Traded for from Tennessee

## Morris-Brash, Tre'Mon — OLB

May 10 Signed  
Aug. 27 Waived  
Aug. 28 Signed to practice squad

## Murphy, Caleb — OLB

Oct. 30 Signed to practice squad  
Nov. 9 Activated from practice squad  
(standard elevation)  
Nov. 11 Reverted to practice squad  
Nov. 16 Activated from practice squad  
(standard elevation)  
Nov. 18 Reverted to practice squad  
Nov. 25 Activated from practice squad  
(standard elevation)  
Nov. 26 Reverted to practice squad

## Mustipher, Sam — C

Aug. 28 Signed to practice squad  
Sept. 28 Activated from practice squad  
(standard elevation)  
Sept. 30 Reverted to practice squad  
Oct. 21 Activated from practice squad  
(standard elevation)  
Oct. 22 Reverted to practice squad  
Oct. 30 Signed to active roster

## Niemann, Nick — LB

Aug. 27 Placed on Reserve/Injured and  
Designated for return from Reserve/  
Injured  
Oct. 12 Activated from Reserve/Injured;  
Designated for Return

## Okoye, CJ — DL

Jan. 9 Signed to Reserve/Future contract  
Aug. 27 Waived  
Aug. 28 Signed to practice squad

## Olatoke, Praise — WR

June 14 Signed  
Aug. 12 Waived

## Parham Jr., Donald — TE

Aug. 27 Released

## Patrick, Willis — G

May 10 Signed  
Aug. 27 Waived

## Patterson, Jaret — RB

Jan. 10 Signed to Reserve/Future contract  
Aug. 29 Waived  
Sept. 2 Signed to practice squad

## Perez, Luis — QB

Aug. 7 Signed  
Aug. 27 Waived

## Perryman, Denzel — LB

March 19 Signed

## Phillips, Jalyn — S

May 10 Signed  
Aug. 16 Waived  
Aug. 19 Signed  
Aug. 27 Waived

## Quarterman, Shaquille — LB

Aug. 13 Signed  
Aug. 27 Waived  
Aug. 28 Signed to practice squad  
Sept. 7 Activated from practice squad  
(standard elevation)  
Sept. 9 Reverted to practice squad  
Sept. 14 Activated from practice squad  
(standard elevation)  
Sept. 16 Reverted to practice squad  
Sept. 21 Activated from practice squad  
(standard elevation)  
Sept. 23 Reverted to practice squad  
Oct. 9 Released from practice squad  
Nov. 6 Signed to practice squad  
Nov. 16 Signed to active roster

## Reagor, Jalen — WR

Sept. 24 Signed to practice squad  
Oct. 21 Activated from practice squad  
(standard elevation)  
Oct. 22 Reverted to practice squad  
Oct. 26 Activated from practice squad  
(standard elevation)  
Oct. 28 Reverted to practice squad  
Nov. 2 Activated from practice squad  
(standard elevation)  
Nov. 4 Reverted to practice squad  
Nov. 6 Signed to active roster

## Rex, Isaac — TE

Aug. 22 Signed  
Aug. 27 Waived

## Rice, Brenden — WR

May 10 Signed  
Nov. 2 Placed on Reserve/Injured

## Rumph II, Chris — OLB

Aug. 27 Placed on Reserve/Injured

## Samuel Jr., Asante — CB

Oct. 12 Placed on Reserve/Injured

## Sarell, Foster — T

March 5 Extended exclusive rights tender  
March 8 Re-signed

## Shelby, Ty — OLB

Aug. 27 Waived

## Shelton, Nehemiah — CB

Sept. 9 Signed to practice squad  
Sept. 24 Released from practice squad  
Oct. 9 Signed to practice squad  
Oct. 19 Released from practice squad

## Smith, Tyler — T

May 10 Signed  
May 23 Waived

## Spiller, Isaiah — RB

Aug. 27 Waived  
Aug. 28 Signed to practice squad  
Sept. 2 Released from practice squad

## Stick, Easton — QB

March 16 Signed

## Still, Tarheeb — CB

May 10 Signed

## Tart, Teair — DL

Aug. 16 Signed

## Tomlinson, Eric — TE

Aug. 29 Signed to practice squad  
Sept. 7 Signed to active roster  
Nov. 5 Released  
Nov. 6 Signed to practice squad

## Trainer, Andrew — T

March 12 Waived

## Uzodinma, Amechi — CB

March 12 Waived

## Vidal, Kimani — RB

May 10 Signed

## Wade, Shaun — CB

Sept. 3 Signed to practice squad  
Oct. 21 Signed to active roster  
Oct. 22 Waived  
Oct. 24 Signed to practice squad

## Walton, Zamari — CB

May 10 Signed  
Aug. 27 Waived

## Wilcox, Chris — CB

Jan. 9 Signed to Reserve/Future contract  
Aug. 13 Waived

## Williams, Bucky — C/G

May 10 Signed  
Aug. 27 Placed on Reserve/Injured

## Williams, Mike — WR

March 13 Released

## Williamson, Kendall — S

Oct. 30 Signed to practice squad

## Wooden, Isaiah — WR

Aug. 12 Signed  
Aug. 27 Waived

## Woods, JT — S


Aug. 28 Waived

# MEDIA INFORMATION



SoFi Stadium

## SEATING MAP



CHARGERS.COM

**GAME-DAY MEDIA PARKING:** Media attending Chargers home games have been assigned reserved areas to park at SoFi Stadium. All parking will be distributed electronically. As a reminder, parking is limited and is being provided as a courtesy.

**MEDIA ENTRANCE:** All credentialed media must enter through southeast media gate between entries 10 & 11 near Media Will Call and are subject to search procedures. Please be prepared to open all cases and bags for inspection by SoFi Stadium security personnel. All items will be inspected and tagged for security purposes. Please make sure bags are identifiable and limit carry-in items to only what is necessary. Please remove any security tags from prior games.

**PRESS WILL CALL**  
Press Will Call is located at the southeast media gate between entries 10 & 11.

**PRESS BOX**  
Media can access the press box by entering SoFi Stadium through the southeast media gate. Once on the concourse, turn left and walk along the concourse around the South end zone until reaching elevators in the southwest corner of the stadium. Take the elevators up to level 7 to access the press box.

**CHARGERS MEDIA SITE**  
[Chargers.com/media](https://chargers.com/media) is available to assist media with coverage leading up to each game of the 2024 season. The media site contains digital copies of all press materials. Credential requests on the site must be submitted by the sports director, sports editor or photo editor to be considered.

**CHARGERS GAME RELEASE**  
Stats and notes in Los Angeles Chargers Game Releases are found utilizing a variety of sources, including STATS LLC, Sportradar, Stathead and the Elias Sports Bureau.

## LOS ANGELES CHARGERS COMMUNICATIONS CONTACTS

NAME	TITLE	EMAIL
Josh Rupprecht	Senior Vice President, Communications & Brand Messaging	Josh.Rupprecht@Chargers.NFL.com
Jennifer Rojas	Vice President, Marketing Communications & Alumni Affairs	Jennifer.Rojas@Chargers.NFL.com
Lauren Georgeson	Senior Manager, Corporate Marketing & Communications	Lauren.Georgeson@Chargers.NFL.com
Brock Anderson	Senior Manager, Football Communications	Brock.Anderson@Chargers.NFL.com
Leonie Strehl	Senior Coordinator, Marketing Communications & Alumni Affairs	Leonie.Strehl@Chargers.NFL.com
Ricky Martinez	Coordinator, Football Communications	Ricky.Martinez@Chargers.NFL.com

***SUPPLEMENTAL  
STATS***

# ALL-TIME SERIES HISTORY

Franchise	REGULAR SEASON						POSTSEASON					PRESEASON		
	W	L	T	Pct.	PF	PA	W	L	Pct.	PF	PA	W	L	T
Arizona Cardinals <sup>1</sup>	11	5	0	.688	407	318	0	0	—			14	11	0
Atlanta Falcons	5	8	0	.385	187	260	0	0	—			4	2	0
Baltimore Ravens	5	10	0	.333	275	337	1	0	1.000	23	17	0	0	0
Buffalo Bills	24	12	2	.667	938	660	1	2	.333	27	57	0	1	0
Carolina Panthers	2	6	0	.250	135	171	0	0	—			0	0	0
Chicago Bears	7	7	0	.500	279	233	0	0	—			4	3	0
Cincinnati Bengals	23	14	0	.622	905	805	1	1	.500	34	37	0	0	0
Cleveland Browns <sup>2</sup>	20	9	1	.683	727	582	0	0	—			1	0	1
Dallas Cowboys	5	8	0	.385	295	296	0	0	—			9	8	0
Denver Broncos	56	72	1	.438	2,755	2,737	0	1	.000	17	24	5	2	0
Detroit Lions	7	6	0	.538	292	304	0	0	—			0	1	0
Green Bay Packers	2	11	0	.154	232	376	0	0	—			2	1	1
Houston Texans	6	3	0	.667	247	192	0	0	—			1	0	0
Indianapolis Colts <sup>3</sup>	18	10	0	.643	666	476	2	1	.667	71	76	2	2	0
Jacksonville Jaguars	9	4	0	.692	385	255	0	0	—			0	0	0
Kansas City Chiefs <sup>4</sup>	57	70	1	.449	2,607	2,861	1	0	1.000	17	0	5	2	0
Las Vegas Raiders <sup>5</sup>	59	68	2	.465	2,823	2,856	0	1	.000	27	34	7	7	0
Los Angeles Rams <sup>6</sup>	6	7	0	.462	344	335	0	0	—			20	19	0
Miami Dolphins	15	18	0	.455	753	738	2	2	.500	76	124	3	1	0
Minnesota Vikings	7	8	0	.467	358	369	0	0	—			3	11	1
New England Patriots <sup>7</sup>	15	24	2	.385	771	976	1	3	.250	112	96	5	2	0
New Orleans Saints	8	6	0	.571	367	272	0	0	—			4	6	0
New York Giants	8	5	0	.615	356	302	0	0	—			5	3	0
New York Jets <sup>8</sup>	24	12	1	.667	1,057	739	0	2	.000	31	37	4	2	1
Philadelphia Eagles	8	5	0	.615	262	266	0	0	—			3	1	0
Pittsburgh Steelers	9	24	0	.273	626	854	2	1	.667	72	76	1	2	0
San Francisco 49ers	8	7	0	.533	339	396	0	1	.000	26	49	22	27	0
Seattle Seahawks	25	27	0	.481	1,090	1,103	0	0	—			5	13	0
Tampa Bay Buccaneers	8	4	0	.667	331	250	0	0	—			0	0	0
Tennessee Titans <sup>9</sup>	29	16	1	.644	1,176	1,002	1	3	.250	50	57	7	3	0
Washington Commanders <sup>10</sup>	5	7	0	.417	259	284	0	0	—			1	0	0
<b>ALL-TIME TOTALS</b>	<b>491</b>	<b>493</b>	<b>11</b>	<b>.499</b>	<b>22,244</b>	<b>21,604</b>	<b>12</b>	<b>18</b>	<b>.400</b>	<b>583</b>	<b>684</b>	<b>137</b>	<b>127</b>	<b>4</b>

Note: Prior to 1972, tie games were not included in winning percentage.

1—Known as St. Louis Cardinals (1960-87) and Phoenix Cardinals (1988-93)

2—Did not play from 1996-98 after relocation to Baltimore, but rejoined as an expansion franchise in 1999

3—Known as Baltimore Colts (1960-83)

4—Known as Dallas Texans (1960-62)

5—Known as Los Angeles Rams (1960-94 and 2016-present) and St. Louis Rams (1995-2015)

6—Known as Boston Patriots (1960-70)

7—Known as Titans of New York (1960-62)

8—Known as Oakland Raiders (1960-81 and 1995-2019) and Los Angeles Raiders (1982-94)

9—Known as Houston Oilers (1960-96) and Tennessee Oilers (1997-98)

10—Known as Washington Redskins (1960-2019) and Washington Football Team (2020-21)

# THE LAST TIME . . .

Regular season in regular font | Postseason in italics

## RUSHING

### 200 Yards Rushing, Individual

**CHARGERS** — LaDainian Tomlinson, Dec. 28, 2003 vs. Oakland (243 yards)  
**OPPONENT** — Adrian Peterson, Nov. 4, 2007 at Minnesota (296 yards)  
**CHARGERS** — *Keith Lincoln, AFL Championship, Jan. 5, 1964 vs. Boston (206 yards)*  
**OPPONENT** — *Never*

### 100 Yards Rushing, Individual

**CHARGERS** — **J.K. Dobbins, Sept. 15, 2024 at Carolina (131 yards)**  
**OPPONENT** — **Bijan Robinson, Dec. 1, 2024 at Atlanta (102 yards)**  
**CHARGERS** — *Darren Sproles, AFC Wild Card, Jan. 3, 2009 vs. Indianapolis (105 yards)*  
**OPPONENT** — *Sony Michel, AFC Divisional, Jan. 13, 2019 at New England (129 yards)*

### 100 Yards Rushing, One Half, Individual

**CHARGERS** — **J.K. Dobbins, Sept. 8, 2024 vs. Las Vegas (131 yards in second half)**  
**OPPONENT** — Daivid Montgomery, Nov 12, 2023 vs. Detroit (102 yards in first half)  
**CHARGERS** — *Keith Lincoln, AFL Championship, Jan. 5, 1964 vs. Boston (176 yards in first half)*  
**OPPONENT** — *Sony Michel, AFC Divisional, Jan. 13, 2019 at New England (105 yards in first half)*

### Two 100-Yard Rushers

**CHARGERS** — Darren Sproles (122 yards) and LaDainian Tomlinson (116 yards) Dec. 16, 2007, vs. Detroit  
**OPPONENT** — Frank Gore (158 yards) and Colin Kaepernick (151 yards), Dec. 20, 2014 at San Francisco  
**CHARGERS** — *Never*  
**OPPONENT** — *Never*

### Four Touchdowns Rushing, Individual

**CHARGERS** — LaDainian Tomlinson, Oct. 14, 2007 vs. Oak. (3, 27, 13, 41 yards)  
**OPPONENT** — *Never*  
**CHARGERS** — *Never*  
**OPPONENT** — *Never*

### Three Touchdowns Rushing, Individual

**CHARGERS** — Melvin Gordon, Oct. 15, 2018, at Cleveland (4, 10, 11 yards)  
**OPPONENT** — Darrel Young, Nov. 3, 2013 at Washington (1, 1, 4 yards)  
**CHARGERS** — *Never*  
**OPPONENT** — *Sony Michel, AFC Divisional, Jan. 13, 2019 at New England (1, 14, 5 yards)*

### Two Touchdowns Rushing, Individual

**CHARGERS** — **J.K. Dobbins, Nov. 17, 2024 vs. Cincinnati (1, 29 yards)**  
**OPPONENT** — Josh Allen, Dec. 23, 2023 vs. Buffalo (2, 1 yard)  
**CHARGERS** — *Darren Sproles, AFC Wild Card, Jan. 3, 2009 vs. Indianapolis (9, 22 yards)*  
**OPPONENT** — *Sony Michel, AFC Divisional, Jan. 13, 2019 at New England (1, 14, 5 yards)*

## PASSING

### 500 Yards Passing, Individual

**CHARGERS** — Philip Rivers, Oct. 18, 2015 at Green Bay (503 yards)  
**OPPONENT** — *Never*  
**CHARGERS** — *Never*  
**OPPONENT** — *Never*

### 400 Yards Passing, Individual

**CHARGERS** — Justin Herbert, Sept. 24, 2023 at Minnesota (405 yards)  
**OPPONENT** — Patrick Mahomes, Oct. 22, 2023 at Kansas City (424 yards)  
**CHARGERS** — *Dan Fouts, AFC Divisional, Jan. 2, 1982 at Miami (433 yards)*  
**OPPONENT** — *Peyton Manning, AFC Divisional, Jan. 13, 2008 at Indianapolis (402 yards)*

### 300 Yards Passing, Individual

**CHARGERS** — Justin Herbert, Oct. 21, 2024 at Arizona (349 yards)  
**OPPONENT** — **Joe Burrow, Nov. 17, 2024 vs. Cincinnati (356 yards)**  
**CHARGERS** — *Philip Rivers, AFC Divisional, Jan. 13, 2019 at New England (331 yards)*  
**OPPONENT** — *Tom Brady, AFC Divisional, Jan. 13, 2019 at New England (343 yards)*

### Six Touchdown Passes, Individual

**CHARGERS** — Dan Fouts, Nov. 22, 1981 at Oakland (12, 15, 29, 4, 5, 6 yards)  
**OPPONENT** — *Never*  
**CHARGERS** — *Never*  
**OPPONENT** — *Never*

### Five Touchdown Passes, Individual

**CHARGERS** — Drew Brees, Oct. 31, 2004 vs. Oakland (17, 13, 23, 5, 1 yards)  
**OPPONENT** — Tom Brady, Oct. 4, 2020 at Tampa Bay (3, 6, 28, 19, 9 yards)  
**CHARGERS** — *Never*  
**OPPONENT** — *Never*

### Four Touchdown Passes, Individual

**CHARGERS** — Justin Herbert, Nov. 12, 2023 vs. Detroit (29, 18, 1, 38 yards)  
**OPPONENT** — Aidan O'Connell, Dec. 14, 2023 at Las Vegas (30, 22, 11, 20 yards)  
**CHARGERS** — *Never*  
**OPPONENT** — *Don Strock, AFC Divisional, Jan. 2, 1982 at Miami (1, 40, 15, 50 yards)*

### Three Touchdown Passes, Individual

**CHARGERS** — Justin Herbert, Nov. 12, 2023 vs. Detroit (29, 18, 1, 38 yards)  
**OPPONENT** — **Joe Burrow, Nov. 17, 2024 vs. Cincinnati (4, 42, 17 yards)**  
**CHARGERS** — *Philip Rivers, AFC Divisional, Jan. 13, 2019 at New England (43, 1, 8 yards)*  
**OPPONENT** — *Peyton Manning, AFC Divisional, Jan. 13, 2008 at Indianapolis (25, 9, 55 yards)*

### Six Interceptions Thrown, Individual

**CHARGERS** — Ed Luther, Oct. 31, 1983 vs. Washington  
**OPPONENT** — Peyton Manning, Nov. 11, 2007 vs. Indianapolis  
**CHARGERS** — *Never*  
**OPPONENT** — *Never*

### Five Interceptions Thrown, Individual

**CHARGERS** — Craig Whelihan, Dec. 13, 1998 at Seattle  
**OPPONENT** — Nathan Peterman, Nov. 19, 2017 vs. Buffalo  
**CHARGERS** — *Dan Fouts, AFC Second Round, Jan. 16, 1983 at Miami*  
**OPPONENT** — *George Blanda, AFL Championship, Dec. 24, 1961 vs. Houston Oilers*

### Four Interceptions Thrown, Individual

**CHARGERS** — Philip Rivers, Nov. 18, 2019 vs. Kansas City in Mexico City, Mexico  
**OPPONENT** — **Kirk Cousins, Dec. 1, 2024 at Atlanta**  
**CHARGERS** — *Stan Humphries, AFC Wild Card, Dec. 31, 1995 vs. Indianapolis*  
**OPPONENT** — *George Blanda, AFL Championship, Dec. 24, 1961 vs. Houston Oilers*

## RECEIVING

### 10 or More Receptions, Individual

CHARGERS — Keenan Allen, Nov. 26, 2023 vs. Baltimore (14 receptions)  
OPPONENT — Cole Kmet, Oct. 29, 2023 vs. Chicago (10 receptions)  
CHARGERS — *Ronnie Harmon, AFC Wild Card,*  
*Dec. 31, 1995 vs. Indianapolis (10 receptions)*  
OPPONENT — *James White, AFC Divisional,*  
*Jan. 13, 2019 at New England (15 receptions)*

### 200 Yards Receiving, Individual

CHARGERS — Keenan Allen, Sept. 24, 2023 at Minnesota (215 yards)  
OPPONENT — Tyreek Hill, Sept. 10, 2023 vs. Miami (215 yards)  
CHARGERS — *Never*  
OPPONENT — *Never*

### 100 Yards Receiving, Individual

CHARGERS — **Ladd McConkey, Dec. 1, 2024 at Atlanta (117 yards)**  
OPPONENT — **Tee Higgins, Nov. 17, 2024 vs. Cincinnati (148 yards)**  
CHARGERS — *Keenan Allen, AFC Divisional,*  
*Jan. 12, 2014 at Denver (142 yards)*  
OPPONENT — *Julian Edelman, AFC Divisional,*  
*Jan. 13, 2019 at New England (151 yards)*

### 100 Yards Receiving, One Half, Individual

CHARGERS — **Ladd McConkey, Dec. 1, 2024 at Atlanta (105 yards in first half)**  
OPPONENT — **Tee Higgins, Nov. 17, 2024 vs. Cincinnati (114 yards in second half)**  
CHARGERS — *Keenan Allen, AFC Divisional,*  
*Jan. 12, 2014 at Denver (142 yards in second half)*  
OPPONENT — *Julian Edelman, AFC Divisional,*  
*Jan. 13, 2019 at New England (107 yards in first half)*

### Two 100-Yard Receivers

CHARGERS — Keenan Allen (215 yards) and Mike Williams (121 yards),  
Sept. 24, 2023 at Minnesota  
OPPONENT — Travis Kelce (191 yards) and Tyreek Hill (148 yards),  
Dec. 16, 2021 vs. Kansas City  
CHARGERS — *Chris Chambers (133 yards) and Vincent Jackson (114 yards),*  
*AFC Wild Card, Jan. 6, 2008*  
OPPONENT — *Tony Nathan (114 yards) and Duriel Harris (106 yards),*  
*AFC Divisional, Jan. 2, 1982*

### Five Touchdown Receptions, Individual

CHARGERS — Kellen Winslow, Nov. 22, 1981 at Oakland (15, 29, 4, 5, 3 yards)  
OPPONENT — *Never*  
CHARGERS — *Never*  
OPPONENT — *Never*

### Four Touchdown Receptions, Individual

CHARGERS — Kellen Winslow, Nov. 22, 1981 at Oakland (15, 29, 4, 5, 3 yards)  
OPPONENT — Daryl Turner, Sept. 15, 1985 vs. Seattle (34, 15, 30, 7 yards)  
CHARGERS — *Never*  
OPPONENT — *Never*

### Three Touchdown Receptions, Individual

CHARGERS — Danny Woodhead, Dec. 20, 2015 vs. Miami (20, 9, 9 yards)  
OPPONENT — Travis Kelce, Nov. 20, 2022 vs. Kansas City (4, 32, 17 yards)  
CHARGERS — *Never*  
OPPONENT — *Jerry Rice, Super Bowl XXIX at Joe Robbie Stadium,*  
*Jan. 29, 1995 vs. San Francisco (44, 15, 7 yards)*

### Two Touchdown Receptions, Individual

CHARGERS — **Ladd McConkey, Oct. 27, 2024 vs. New Orleans (60, 9 yards)**  
OPPONENT — **Ja'Marr Chase, Nov. 17, 2024 vs. Cincinnati (4, 17 yards)**  
CHARGERS — *Keenan Allen, AFC Divisional,*  
*Jan. 12, 2014 at Denver (16, 16 yards)*  
OPPONENT — *Michael Crabtree, AFC Wild Card,*  
*Jan. 6, 2019 at Baltimore (31, 7 yards)*

## COMBINATION

### 100 Yards Rushing and Receiving, Individual

CHARGERS — Austin Ekeler, Dec. 8, 2019 at Jacksonville  
(101 yards rushing, 112 yards receiving)  
OPPONENT — Essex Johnson, Sept. 30, 1973 vs. Cincinnati  
(121 yards rushing, 116 yards receiving)  
CHARGERS — *Keith Lincoln, AFC Championship, Jan. 5, 1964 vs. Boston*  
*(206 yards rushing, 123 yards receiving)*  
OPPONENT — *Never*

### 300-Yard Passer, 100-Yard Rusher and 100-Yard Receiver

CHARGERS — Philip Rivers (314 yards passing),  
Austin Ekeler (101 yards rushing),  
Austin Ekeler (112 yards receiving),  
Dec. 8, 2019 at Jacksonville  
OPPONENT — Patrick Mahomes (329 yards passing),  
Isiah Pacheco (107 yards rushing),  
Travis Kelce (115 yards receiving),  
Nov. 20, 2022 vs. Kansas City  
CHARGERS — *Dan Fouts (333 yards passing),*  
*Chuck Muncie (126 yards rushing),*  
*Wes Chandler (124 yards receiving),*  
*Kellen Winslow (102 yards receiving),*  
*AFC Wild Card, Jan. 9, 1983 at Pittsburgh*  
OPPONENT — *Tom Brady (343 yards passing),*  
*Sony Michel (129 yards rushing),*  
*Julian Edelman (151 yards receiving),*  
*AFC Divisional, Jan. 13, 2019 at New England*

## INTERCEPTIONS

### Four Interceptions, Individual

CHARGERS — *Never*  
OPPONENT — Kwamie Lassiter, Dec. 27, 1998 at Arizona (4 interceptions)  
CHARGERS — *Never*  
OPPONENT — *Vernon Perry, AFC Divisional,*  
*Dec. 29, 1979 vs. Houston Oilers (4 interceptions)*

### Three Interceptions, Individual

CHARGERS — Antonio Cromartie, Nov. 11, 2007 vs. Indianapolis (3 interceptions)  
OPPONENT — Kwamie Lassiter, Dec. 27, 1998 at Arizona (4 interceptions)  
CHARGERS — *Never*  
OPPONENT — *Vernon Perry, AFC Divisional,*  
*Dec. 29, 1979 vs. Houston Oilers (4 interceptions)*

### Two Interceptions, Individual

CHARGERS — **Tarheeb Still, Dec. 1, 2024 at Atlanta (2 interceptions)**  
OPPONENT — Patrick Surtain II, Nov. 28, 2021 at Denver (2 interceptions)  
CHARGERS — *Glen Edwards, AFC Divisional,*  
*Jan. 3, 1981 vs. Buffalo (2 interceptions)*  
OPPONENT — *Jason Belser, AFC Wild Card,*  
*Dec. 31, 1995 vs. Indianapolis (2 interceptions)*

### Interception Returned for Touchdown

CHARGERS — **Tarheeb Still, Dec. 1, 2024 at Atlanta (61 yards of Kirk Cousins)**  
OPPONENT — Jack Jones, Dec. 14, 2023 at Las Vegas  
(16 yards of Easton Stick)  
CHARGERS — *Never*  
OPPONENT — *Never*

## SACKS

### Six Sacks, Individual

CHARGERS — Khalil Mack, Oct. 1, 2023 vs. Las Vegas (6.0 sacks)  
OPPONENT — Never  
CHARGERS — Never  
OPPONENT — Never

### Five Sacks, Individual

CHARGERS — Khalil Mack, Oct. 1, 2023 vs. Las Vegas (6.0 sacks)  
OPPONENT — Never  
CHARGERS — Never  
OPPONENT — Never

### Four-and-One-Half Sacks, Individual

CHARGERS — Khalil Mack, Oct. 1, 2023 vs. Las Vegas (6.0 sacks)  
OPPONENT — Hugh Douglas, Oct. 18, 1998 vs. Philadelphia (4.5 sacks)  
CHARGERS — Never  
OPPONENT — Never

### Four Sacks, Individual

CHARGERS — Khalil Mack, Oct. 1, 2023 vs. Las Vegas (6.0 sacks)  
OPPONENT — Justin Houston, Dec. 28, 2014 at Kansas City (4.0 sacks)  
CHARGERS — Never  
OPPONENT — Never

### Three-and-One-Half Sacks, Individual

CHARGERS — Khalil Mack, Oct. 1, 2023 vs. Las Vegas (6.0 sacks)  
OPPONENT — Justin Houston, Dec. 28, 2014 at Kansas City (3.5 sacks)  
CHARGERS — Never  
OPPONENT — Never

### Three Sacks, Individual

CHARGERS — Khalil Mack, Oct. 1, 2023 vs. Las Vegas (6.0 sacks)  
OPPONENT — Myles Garrett, Nov. 3 2024 at Cleveland (3.0 sacks)  
CHARGERS — Never  
OPPONENT — Never

### Two-and-One-Half Sacks, Individual

CHARGERS — Tuli Tuipulotu, Nov. 3, 2024 at Cleveland (2.5 sacks)  
OPPONENT — Myles Garrett, Nov. 3 2024 at Cleveland (3.0 sacks)  
CHARGERS — Burt Grossman, AFC Wild Card,  
Jan. 2, 1993 vs. Kansas City (2.5 sacks)  
OPPONENT — Never

### Two Sacks, Individual

CHARGERS — Tuli Tuipulotu (2.0 sacks) & Bud Dupree (2.0 sacks),  
Nov. 10, 2024 vs. Tennessee  
OPPONENT — Arnold Ebiketie, Dec. 1 2024 at Atlanta (2.0 sacks)  
CHARGERS — Melvin Ingram, AFC Wild Card,  
Jan. 6, 2019 at Baltimore (2.0 sacks)  
OPPONENT — Shaun Phillips, AFC Divisional,  
Jan. 12, 2014 at Denver (2.0 sacks)

## TOUCHDOWNS

### Five Touchdowns, Individual

CHARGERS — Kellen Winslow, Nov. 22, 1981 at Oakland  
(15-, 29-, 4-, 5-, 3-yard receptions)  
OPPONENT — Never  
CHARGERS — Never  
OPPONENT — Never

### Four Touchdowns, Individual

CHARGERS — Austin Ekeler, Nov. 21, 2021 vs. Pittsburgh  
(10-, 17-yard receptions; 6-, 5-yard runs)  
OPPONENT — Harvey Williams, Nov. 16, 1997 vs. Oakland  
(8-, 32-yard receptions; 1-, 1-yard runs)  
CHARGERS — Never  
OPPONENT — Never

### Three Touchdowns, Individual

CHARGERS — Austin Ekeler, Oct. 2, 2022 at Houston  
(14-yard receptions; 10-, 20-yard runs)  
OPPONENT — Travis Kelce, Nov. 20, 2022 vs. Kansas City  
(4-, 32-, 17-yard receptions)  
CHARGERS — Never  
OPPONENT — Sony Michel, AFC Divisional,  
Jan. 13, 2019 at New England (1-, 14-, 5-yard runs)

## FIELD GOALS AND PATS

### Six Field Goals Made, Individual

CHARGERS — Greg Davis, Oct. 5, 1997 at Oakland  
(30, 22, 38, 43, 33, 33 yards)  
OPPONENT — Phil Dawson, Nov. 5, 2006 vs. Cleveland  
(37, 20, 42, 30, 36, 35 yards)  
CHARGERS — Never  
OPPONENT — Never

### Five Field Goals Made, Individual

CHARGERS — Cameron Dicker, Oct. 21, 2024 at Arizona  
(59, 50, 28, 47, 40 yards)  
OPPONENT — Daniel Carlson, Jan. 9, 2022 at Las Vegas  
(24, 31, 52, 40, 47 yards)  
CHARGERS — Michael Badgley, AFC Wild Card,  
Jan. 6, 2019 at Baltimore (21, 53, 40, 34, 47 yards)  
OPPONENT — Never

### Four Field Goals Made, Individual

CHARGERS — Cameron Dicker, Oct. 21, 2024 at Arizona  
(59, 50, 28, 47, 40 yards)  
OPPONENT — Daniel Carlson, Jan. 9, 2022 at Las Vegas  
(24, 31, 52, 40, 47 yards)  
CHARGERS — Michael Badgley, AFC Wild Card,  
Jan. 6, 2019 at Baltimore (21, 53, 40, 34, 47 yards)  
OPPONENT — Never

### 50-Yard Field Goal, Individual

CHARGERS — Cameron Dicker, Dec. 1, 2024 at Atlanta (51 yards)  
OPPONENT — Jason Sanders, Dec. 11, 2022 vs. Miami (55 yards)  
CHARGERS — Michael Badgley, AFC Wild Card,  
Jan. 6, 2019 at Baltimore (53 yards)  
OPPONENT — Stephen Gostkowski, AFC Divisional,  
Jan. 14, 2007 vs. New England (50 yards)

### Blocked Field Goal Attempt

CHARGERS — Teair Tart, Nov. 3, 2024 at Cleveland  
(51-yard Dustin Hopkins attempt)  
OPPONENT — Zack Allen, Dec. 31, 2023 at Denver  
(50-yard Cameron Dicker attempt)  
CHARGERS — Leroy Jones, AFC Divisional, Jan. 2, 1982 at Miami  
(34-yard Uwe von Schamann attempt)  
OPPONENT — Never

### Two-Point Conversion

CHARGERS — Joshua Palmer pass from Justin Herbert,  
Dec. 1, 2024 at Atlanta  
OPPONENT — Clyde Edwards-Helaire pass from Patrick Mahomes,  
Dec. 16, 2021 vs. Kansas City  
CHARGERS — Keenan Allen pass from Phillip Rivers, AFC Divisional,  
Jan. 13, 2019 at New England  
OPPONENT — Kevin Faulk run, AFC Divisional,  
Jan. 14, 2007 vs. New England

### Point After Touchdown Missed

CHARGERS — Cameron Dicker, Nov. 3, 2024 at Cleveland  
(Second attempt, wide left)  
OPPONENT — Anders Carlson, Nov. 19, 2023 at Green Bay  
(Second attempt, wide right)  
CHARGERS — Rolf Benirschke, AFC Second Round,  
Jan. 16, 1993 at Miami (First attempt, wide right)  
OPPONENT — Never

### Blocked Point After Touchdown

CHARGERS — Isaac Rochell, Sept. 27, 2020 vs. Carolina  
(Joey Slye, first attempt)  
OPPONENT — Denico Autry, Dec. 31, 2017 vs. Oakland  
(Nick Rose, third attempt)  
CHARGERS — Never  
OPPONENT — Never

## PUNTING

### 80-Yard Punt

CHARGERS — JK Scott, Dec. 11, 2023 vs. Denver (83 yards)  
OPPONENT — Dustin Colquitt, Dec. 2, 2007 at Kansas City (81 yards)  
CHARGERS — *Never*  
OPPONENT — *Never*

### 70-Yard Punt

CHARGERS — JK Scott, Dec. 11, 2023 vs. Denver (83 yards)  
OPPONENT — Bryce Baringer, Dec. 3, 2023 at New England (70 yards)  
CHARGERS — *Never*  
OPPONENT — Ray Guy, AFC Championship, Jan. 11, 1981 vs. Oakland (71 yards)

### 60-Yard Punt

CHARGERS — JK Scott, Oct. 27, 2024 vs. New Orleans (67 yards)  
OPPONENT — Jordan Stout, Nov. 25, 2024 vs. Baltimore (62 yards)  
CHARGERS — Mike Scifres, AFC Divisional, Jan. 12, 2014 at Denver (62 yards)  
OPPONENT — Hunter Smith, AFC Wild Card, Jan. 3, 2009 vs. Indianapolis (63 yards)

### Blocked Punt

CHARGERS — Jerry Attaochu of Drew Butler, Sept. 8, 2014 at Arizona  
OPPONENT — Miles Killebrew of Ty Long, Nov. 21, 2021 vs. Pittsburgh  
CHARGERS — *Never*  
OPPONENT — Lou Piccone of Rick Partridge, AFC Divisional, Jan. 3, 1981 vs. Buffalo

### 10 or More Punts, Individual

CHARGERS — Drew Kaser, Nov. 12, 2017 at Jacksonville (10 punts for 485 yards)  
OPPONENT — Chad Stanley, Sept. 15, 2002 vs. Houston (10 punts for 406 yards)  
CHARGERS — *Never*  
OPPONENT — *Never*

### No Punts

CHARGERS — Dec. 26, 2021 at Houston  
OPPONENT — Sept. 19, 2010 vs. Jacksonville  
CHARGERS — *Never*  
OPPONENT — AFC Divisional, Jan. 12, 2014 at Denver

## OTHER SPECIAL TEAMS

### Kickoff Returned for Touchdown

CHARGERS — Andre Roberts, Jan. 2, 2022 vs. Denver (101 yards)  
OPPONENT — Mecole Hardman, Dec. 29, 2019 at Kansas City (104 yards)  
CHARGERS — Andre Coleman, Super Bowl XXIX at Joe Robbie Stadium, Jan. 29, 1995 vs. San Francisco (98 yards)  
OPPONENT — *Never*

### Punt Returned for Touchdown

CHARGERS — Derius Davis, Nov. 6, 2023 at New York Jets (87 yards)  
OPPONENT — Gunner Olszewski, Dec. 6, 2020, vs. New England (70 yards)  
CHARGERS — Wes Chandler, AFC Divisional, Jan. 2, 1982 at Miami (58 yards)  
OPPONENT — Antonio Holmes, AFC Divisional, Jan. 11, 2009 at Pittsburgh (67 yards)

### Blocked Punt Returned for Touchdown

CHARGERS — Jacob Hester, Oct. 25, 2009 at Kansas City (Recovered own blocked Dustin Colquitt punt in end zone)  
OPPONENT — Daniel Thomas, Oct. 25, 2020 vs. Jacksonville (Recovered own blocked Ty Long punt, returned recovery 16 yards)  
CHARGERS — *Never*  
OPPONENT — *Never*

### Recovered Own Onside Kick Attempt

CHARGERS — Darrell Stuckey of Nick Novak kick, Nov. 18, 2012 at Denver  
OPPONENT — Keion Crossen of Riley Dixon kick, Dec. 12, 2021 vs. New York Giants  
CHARGERS — Richard Marshall of Nick Novak kick, AFC Divisional, Jan. 12, 2014 at Denver  
OPPONENT — *Never*

## OTHER DEFENSE

### Shutout Posted

CHARGERS — Dec. 3, 2023 at New England (6-0, Chargers win)  
OPPONENT — Dec. 6, 2020 vs. New England (45-0, Patriots win)  
CHARGERS — AFC Wild Card, Jan. 2, 1993 vs. Kansas City (Chargers win, 17-0)  
OPPONENT — AFC Divisional, Jan. 10, 1993 at Miami (Dolphins win, 31-0)

### Fumble Returned for Touchdown

CHARGERS — Tevaughn Campbell, Dec. 5, 2021 at Cincinnati (61 yards)  
OPPONENT — Mike Edwards, Jan. 7, 2024 vs. Kansas City (97 yards)  
CHARGERS — *Never*  
OPPONENT — Guy Ruff, AFC Wild Card, Jan. 9, 1983 at Pittsburgh (Recovered opening kickoff fumble in end zone)

### Safety Scored

CHARGERS — Oct. 23, 2022 vs. Seattle (Kenneth Walker III tackled by Sebastian Joseph-Day and Troy Reeder in end zone)  
OPPONENT — Oct. 27, 2024 vs. New Orleans (JK Scott fumbled out end zone)  
CHARGERS — AFC Divisional, Jan. 8, 1995 vs. Miami (Bernie Parmalee tackled in end zone by Reuben Davis)  
OPPONENT — *Never*

## MISCELLANEOUS

### No Penalties

CHARGERS — Oct. 9, 2011 at Denver (Chargers win, 29-24)  
OPPONENT — Dec. 4, 2005 vs. Oakland (Raiders win, 34-10)  
CHARGERS — *Never*  
OPPONENT — AFC Divisional, Jan. 10, 1993 at Miami (Dolphins win, 31-0)

### Game Without Touchdown

CHARGERS — Oct. 21, 2024 at Arizona (Cardinals win 17-15)  
OPPONENT — Oct. 27, 2024 vs. New Orleans (Chargers win 26-8)  
CHARGERS — AFC Championship, Jan. 20, 2008 at New England (Patriots win, 21-12)  
OPPONENT — AFC Wild Card, Jan. 6, 2008 vs. Tennessee (Chargers win, 17-6)

### 50 Points, Game

CHARGERS — Nov. 19, 2017 vs. Buffalo (Chargers win, 54-24)  
OPPONENT — Dec. 14, 2023 at Las Vegas (Raiders win, 63-21)  
CHARGERS — AFL Championship, Jan. 5, 1964 vs. Boston (Chargers win, 51-10)  
OPPONENT — *Never*

### 40 Points, Game

CHARGERS — Dec. 5, 2021 at Cincinnati (Chargers win, 41-22)  
OPPONENT — Dec. 14, 2023 at Las Vegas (Raiders win, 63-21)  
CHARGERS — AFC Divisional, Jan. 2, 1982 at Miami (Chargers win, 41-38)  
OPPONENT — AFC Divisional, Jan. 13, 2019 at New England (Patriots win, 41-28)

### 600 Yards Total Offense, Game

CHARGERS — Dec. 20, 1982 vs. Cincinnati (661 yards)  
OPPONENT — Oct. 1, 2000 at St. Louis (614 yards)  
CHARGERS — AFL Championship, Jan. 5, 1964 vs. Boston (610 yards)  
OPPONENT — *Never*

### 500 Yards Total Offense, Game

CHARGERS — Dec. 8, 2019 at Jacksonville (525 yards)  
OPPONENT — Nov. 12, 2023 vs. Detroit (533 yards)  
CHARGERS — AFC Divisional, Jan. 2, 1982 at Miami (564 yards)  
OPPONENT — *Never*



# WEEKLY RANKINGS

## 2024 WEEKLY NFL RANKINGS

Week	Opp.	Offense			Defense		
		Total	Rush	Pass	Total	Rush	Pass
1	LV	13	5	23	15	4	25
2	at Car	12	2	28	2	6	6
3	at Pit	T-25	7	31	6	6	10
4	KC	28	11	31	7	5	12
5	BYE	29	9	31	5	6	10
6	at Den	28	10	29	6	6	8
7	at Ari	25	18	24	7	9	9
8	NO	23	20	24	8	11	9
9	at Cle	T-22	20	21	8	8	11
10	Ten	22	19	22	6	9	9
11	Cin	18	12	19	11	11	12
12	Bal	21	13	20	13	15	10
13	at Atl	24	18	24	14	14	110
14	at KC						
15	TB						
16	Den						
17	at NE						
18	at LV						
<b>Chargers in 2023</b>		<b>18</b>	<b>25</b>	<b>13</b>	<b>28</b>	<b>17</b>	<b>30</b>
<b>Chargers in 2022</b>		<b>9</b>	<b>30</b>	<b>3</b>	<b>20</b>	<b>28</b>	<b>7</b>
<b>Chargers in 2021</b>		<b>4</b>	<b>21</b>	<b>T-2</b>	<b>23</b>	<b>30</b>	<b>12</b>
<b>Chargers in 2020</b>		<b>9</b>	<b>18</b>	<b>6</b>	<b>10</b>	<b>18</b>	<b>9</b>
<b>Chargers in 2019</b>		<b>10</b>	<b>28</b>	<b>6</b>	<b>6</b>	<b>18</b>	<b>5</b>
<b>Chargers in 2018</b>		<b>11</b>	<b>15</b>	<b>10</b>	<b>9</b>	<b>9</b>	<b>9</b>
<b>Chargers in 2017</b>		<b>4</b>	<b>24</b>	<b>1</b>	<b>15</b>	<b>31</b>	<b>3</b>
<b>Chargers in 2016</b>		<b>14</b>	<b>26</b>	<b>8</b>	<b>16</b>	<b>10</b>	<b>20</b>
<b>Chargers in 2015</b>		<b>9</b>	<b>31</b>	<b>4</b>	<b>20</b>	<b>27</b>	<b>T-14</b>
<b>Chargers in 2014</b>		<b>18</b>	<b>30</b>	<b>10</b>	<b>9</b>	<b>26</b>	<b>4</b>
<b>Chargers in 2013</b>		<b>5</b>	<b>13</b>	<b>4</b>	<b>23</b>	<b>12</b>	<b>29</b>
<b>Chargers in 2012</b>		<b>31</b>	<b>27</b>	<b>24</b>	<b>9</b>	<b>6</b>	<b>18</b>
<b>Chargers in 2011</b>		<b>6</b>	<b>16</b>	<b>6</b>	<b>16</b>	<b>20</b>	<b>13</b>
<b>Chargers in 2010</b>		<b>1</b>	<b>15</b>	<b>2</b>	<b>1</b>	<b>4</b>	<b>1</b>
<b>Chargers in 2009</b>		<b>10</b>	<b>31</b>	<b>5</b>	<b>16</b>	<b>20</b>	<b>11</b>
<b>Chargers in 2008</b>		<b>11</b>	<b>20</b>	<b>7</b>	<b>25</b>	<b>11</b>	<b>31</b>
<b>Chargers in 2007</b>		<b>20</b>	<b>7</b>	<b>26</b>	<b>14</b>	<b>16</b>	<b>14</b>
<b>Chargers in 2006</b>		<b>4</b>	<b>2</b>	<b>16</b>	<b>10</b>	<b>7</b>	<b>13</b>
<b>Chargers in 2005</b>		<b>10</b>	<b>9</b>	<b>12</b>	<b>13</b>	<b>1</b>	<b>28</b>
<b>Chargers in 2004</b>		<b>10</b>	<b>6</b>	<b>16</b>	<b>18</b>	<b>3</b>	<b>31</b>
<b>Chargers in 2003</b>		<b>14</b>	<b>6</b>	<b>19</b>	<b>27</b>	<b>T-25</b>	<b>21</b>
<b>Chargers in 2002</b>		<b>16</b>	<b>8</b>	<b>22</b>	<b>30</b>	<b>11</b>	<b>32</b>

## 2024 REGULAR-SEASON RANKINGS

### LOS ANGELES CHARGERS (Team)

Category	NFL	AFC
Turnover Margin (11) .....	3	3
Points Scored (21.7) .....	18	7
Points Allowed (15.7) .....	1	1
Total Offense (311.3) .....	24	11
Rushing (112.9) .....	18	7
Passing (198.4) .....	24	12
Total Defense (325.8) .....	14	9
vs. Rush (119.4) .....	14	8
vs. Pass (206.4) .....	10	6
Third-Down Offense (37.74%) .....	18	9
Third-Down Defense (33.33%) .....	T-2	1
Red-Zone Offense (53.33%) .....	T-21	T-10
Red-Zone Defense (42.86%) .....	3	1

### LOS ANGELES CHARGERS (Individual)

Category	NFL	AFC
<b>Passing</b>		
Rating: Justin Herbert (98.2) .....	12	6
Yards: Justin Herbert (2,551) .....	18	8
Touchdowns: Justin Herbert (13) .....	T-19	9
<b>Rushing</b>		
Attempts: J.K. Dobbins (158) .....	20	9
Yards: J.K. Dobbins (766) .....	16	6
Touchdowns: J.K. Dobbins (8) .....	T-9	4
<b>Receiving</b>		
Receptions: Ladd McConkey (58) .....	T-20	T-9
Yards: Ladd McConkey (815) .....	13	8
Touchdowns: Quentin Johnston (6) .....	T-9	T-3
<b>Defense</b>		
Total Tackles: Daiyan Henley (109) .....	9	7
Solo Tackles: Daiyan Henley (64) .....	T-7	T-5
INTs: Elijah Molden, Tarheeb Still (3) .....	T-10	T-5
Sacks: Tuli Tuipulotu (7.0) .....	T-19	13

# GAME-BY-GAME STARTERS

## OFFENSIVE STARTERS

		WR	WR	TE	LT	LG	C	RG	RT	QB	RB	3WR	FB	2TE
Sept. 8	LV	J.Palmer	L.McConkey	W.Dissly	R.Slater	Z.Johnson	B.Bozeman	T.Pipkins	J.Alt	J.Herbert	G.Edwards	—	S.Matlock	—
Sept. 15	at Car	D.Davis	Q.Johnston	H.Hurst	R.Slater	Z.Johnson	B.Bozeman	T.Pipkins	J.Alt	J.Herbert	J.Dobbins	—	—	W.Dissly
Sept. 22	at Pit	L.McConkey	Q.Johnston	W.Dissly	R.Slater	Z.Johnson	B.Bozeman	T.Pipkins	J.Alt	J.Herbert	J.Dobbins	—	S.Matlock	—
Sept. 29	KC	L.McConkey	Q.Johnston	W.Dissly	J.Salyer	Z.Johnson	B.Bozeman	S.Mustipher	T.Pipkins	J.Herbert	J.Dobbins	—	S.Matlock	—
Oct. 13	at Den	L.McConkey	Q.Johnston	H.Hurst	R.Slater	Z.Johnson	B.Bozeman	T.Pipkins	J.Alt	J.Herbert	J.Dobbins	—	S.Matlock	—
Oct. 21	at Ari	L.McConkey	J. Palmer	E.Tomlinson	R. Slater	Z. Johnson	B. Bozeman	T. Pipkins	J. Alt	J. Herbert	J. Dobbins	S. Fehoko	—	—
Oct. 27	NO	L.McConkey	J. Palmer	W.Dissly	R. Slater	Z. Johnson	B. Bozeman	T. Pipkins	J. Alt	J. Herbert	J. Dobbins	S. Fehoko	—	—
Nov. 3	at Cle	L.McConkey	Q.Johnston	W.Dissly	R. Slater	Z. Johnson	B. Bozeman	T. Pipkins	J. Alt	J. Herbert	J. Dobbins	—	S.Matlock	—
Nov. 10	Ten	L.McConkey	Q.Johnston	W.Dissly	R. Slater	Z. Johnson	B. Bozeman	J.Salyer	J. Alt	J. Herbert	J. Dobbins	J.Reagor	—	—
Nov. 17	Cin	L.McConkey	Q.Johnston	T.Fisk	R. Slater	Z. Johnson	B. Bozeman	T. Pipkins	J. Alt	J. Herbert	G.Edwards	J.Palmer	—	—
Nov. 25	Bal	J.Palmer	Q.Johnston	T.Fisk	R. Slater	Z. Johnson	B. Bozeman	T. Pipkins	J. Alt	J. Herbert	J. Dobbins	—	S.Matlock	—
Dec. 1	at Atl	L.McConkey	D.Davis	T.Fisk	R. Slater	Z. Johnson	B. Bozeman	T. Pipkins	J. Alt	J.Herbert	G.Edwards	—	S.Matlock	—
Dec. 8	at KC													
Dec. 15	TB													
Dec. 22	Den													
TBD	at NE													
TBD	at LV													

## DEFENSIVE STARTERS

		OLB	DL	DL	DL	DL	OLB	LB	LB	CB	CB	S	S	3CB	3S
Sept. 8	LV	K.Mack	P.Ford	O.Ogbonnia	—	J.Bosa	D.Henley	D.Perryman	K.Fulton	A.Samuel	D.James	A.Gilman	J.Taylor	—	—
Sept. 15	at Car	K.Mack	P.Ford	O.Ogbonnia	—	J.Bosa	D.Henley	D.Perryman	K.Fulton	A.Samuel	D.James	E.Molden	J.Taylor	—	—
Sept. 22	at Pit	K.Mack	P.Ford	O.Ogbonnia	—	J.Bosa	D.Henley	D.Perryman	K.Fulton	A.Samuel	D.James	A.Gilman	—	E.Molden	—
Sept. 29	KC	K.Mack	P.Ford	O.Ogbonnia	—	T.Tuipulotu	D.Henley	D.Perryman	K.Fulton	A.Samuel	E.Molden	A.Gilman	T.Still	—	—
Oct. 13	at Den	K.Mack	P.Ford	O.Ogbonnia	—	T.Tuipulotu	D.Henley	D.Perryman	K.Fulton	C.Hart	D.James	A.Gilman	T.Still	—	—
Oct. 21	at Ari	K.Mack	P.Ford	O.Ogbonnia	M.Fox	T.Tuipulotu	D.Henley	D.Perryman	C.Hart	T.Still	D.James	A.Gilman	—	—	—
Oct. 27	NO	K.Mack	P.Ford	O.Ogbonnia	—	T.Tuipulotu	D.Henley	D.Perryman	K.Fulton	C.Hart	D.James	A.Gilman	—	E.Molden	—
Nov. 3	at Cle	K.Mack	P.Ford	O.Ogbonnia	—	T.Tuipulotu	D.Henley	D.Perryman	C.Hart	T.Still	D.James	A.Gilman	—	E.Molden	—
Nov. 10	Ten	K.Mack	P.Ford	O.Ogbonnia	—	T.Tuipulotu	D.Henley	D.Perryman	C.Hart	T.Still	D.James	A.Gilman	—	E.Molden	—
Nov. 17	Cin	J.Bosa	P.Ford	O.Ogbonnia	—	T.Tuipulotu	D.Henley	D.Perryman	K.Fulton	C.Hart	D.James	A.Gilman	—	E.Molden	—
Nov. 25	Bal	K.Mack	P.Ford	O.Ogbonnia	—	J.Bosa	D.Henley	T.Dye	K.Fulton	T.Still	D.James	A.Gilman	—	E.Molden	—
Dec. 1	at Atl	K. Mack	P.Ford	O.Ogbonnia	—	J.Bosa	D.Henley	T.Dye	K.Fulton	T.Still	D.James	T.Jefferson	—	E.Molden	—
Dec. 8	at KC														
Dec. 15	TB														
Dec. 22	Den														
TBD	at NE														
TBD	at LV														

# WEEKLY INACTIVES

Sept. 8	Las Vegas:	Taylor Heinicke, Tarheeb Still, Kimani Vidal, Jordan McFadden, Brenden Rice, Justin Eboigbe.
Sept. 15	at Carolina:	Taylor Heinicke, Tarheeb Still, Kimani Vidal, Alohi Gilman, Jordan McFadden, Brenden Rice, Justin Eboigbe.
Sept. 22	at Pittsburgh:	Joshua Palmer, Junior Colson, Tarheeb Still, Kimani Vidal, Jordan McFadden, Justin Eboigbe.
Sept. 29	Kansas City:	Junior Colson, Kimani Vidal, Deane Leonard, Ja'Sir Taylor, Rashawn Slater, Joe Alt, Joey Bosa.
Oct. 13	at Denver:	Easton Stick, Tony Jefferson, Ja'Sir Taylor, Jordan McFadden, Brenden Rice, Joey Bosa.
Oct. 21	at Arizona:	Quentin Johnston, Easton Stick, Derius Davis, Brenden Jaimes, Jordan McFadden, Hayden Hurst, Joey Bosa.
Oct. 27	New Orleans:	Quentin Johnston, Easton Stick, Derius Davis, Jordan McFadden, Hayden Hurst, Justin Eboigbe.
Nov. 3	at Cleveland:	Easton Stick, Kristian Fulton, DJ Chark Jr., Brenden Jaimes, Jordan McFadden, Stone Smartt, Justin Eboigbe.
Nov. 10	Tennessee:	Easton Stick, Kristian Fulton, Kimani Vidal, Jordan McFadden, Trey Pipkins III, Stone Smartt, Justin Eboigbe.
Nov. 17	Cincinnati:	Easton Stick, DJ Chark Jr., Kimani Vidal, Khalil Mack, Brenden Jaimes, Jordan McFadden, Hayden Hurst.
Nov. 25	Baltimore:	Easton Stick, Denzel Perryman, DJ Chark Jr., Cam Hart, Kimani Vidal, Brenden Jaimes, Jordan McFadden.
Dec. 1	at Atlanta:	Easton Stick, Denzel Perryman, Cam Hart, Jeremiah Jean-Baptiste, Brenden Jaimes, Jordan McFadden.
Dec. 8	at Kansas City:	
Dec. 15	Tampa Bay:	
Dec. 22	Denver:	
TBD	at New England:	
TBD	at Las Vegas:	

## SEASON TOTALS

Name	No.	Name	No.	Name	No.
Jordan McFadden	11	Junior Colson	2	Alohi Gilman	1
Easton Stick	8	Derius Davis	2	Jeremiah Jean-Baptiste	1
Kimani Vidal	7	Kristian Fulton	2	Tony Jefferson	1
Justin Eboigbe	6	Cam Hart	2	Deane Leonard	1
Brenden Jaimes	5	Taylor Heinicke	2	Khalil Mack	1
Joey Bosa	4	Quentin Johnston	2	Joshua Palmer	1
DJ Chark Jr.	3	Denzel Perryman	2	Trey Pipkins III	1
Hayden Hurst	3	Stone Smartt	2	Rashawn Slater	1
Brenden Rice	3	Ja'Sir Taylor	2		
Tarheeb Still	3	Joe Alt	1		

# CHARGERS AND OPPONENT WEEKLY LEADERS

## REGULAR-SEASON WEEKLY LEADERS, LOS ANGELES CHARGERS

		Scoring	Pass Yds.	Carries	Rush Yds.	Catches	Rec. Yds.	Tackles (Solo)	Sacks
Sept. 8	Las Vegas:	Dicker 10	Herbert 144	Edwards 11	Dobbins 135	McConkey 5	McConkey 39	Two Tied 7 (6)	Mack 1.5
Sept. 15	at Carolina:	Johnston 12	Herbert 130	Edwards 18	Dobbins 131	Johnston 5	Johnston 51	Henley 9 (5)	Two tied 1.0
Sept. 22	at Pittsburgh:	Johnston 6	Herbert 125	Dobbins 15	Dobbins 44	Three Tied 3	McConkey 44	Henley 12 (9)	Two tied 1.0
Sept. 29	Kansas City:	McConkey 6	Herbert 179	Dobbins 14	Dobbins 32	McConkey 5	McConkey 67	Two Tied 8	Dupree 2.0
Oct. 13	at Denver:	Dicker 11	Herbert 237	Dobbins 25	Dobbins 96	Two tied 4	Fehoko 44	Gilman 10 (6)	Two tied 1.0
Oct. 21	at Arizona:	Dicker 15	Herbert 349	Dobbins 14	Dobbins 40	Dissly 8	Dissly 81	James 8 (5)	None
Oct. 27	New Orleans:	McConkey 12	Herbert 279	Dobbins 17	Dobbins 57	McConkey 6	McConkey 111	Henley 10 (6)	Five tied 1.0
Nov. 3	at Cleveland:	Dobbins 12	Herbert 282	Dobbins 14	Dobbins 85	McConkey 5	Johnston 118	Henley 13 (8)	Tuipulotu 2.5
Nov. 10	Tennessee:	Dicker 9	Herbert 164	Dobbins 15	Edwards 55	Dissly 5	McConkey 52	Henley 13 (10)	Two tied 2.0
Nov. 17	Cincinnati:	Dobbins 12	Herbert 297	Dobbins 11	Herbert 65	McConkey 6	McConkey 123	Henley 11 (5)	Tuipulotu 1.5
Nov. 25	Baltimore:	Dicker 11	Herbert 218	Edwards 9	Dobbins 40	McConkey 6	McConkey 83	Henley 10 (4)	James 1.0
Dec. 1	at Atlanta:	Dicker 9	Herbert 147	Edwards 6	Edwards 32	McConkey 9	McConkey 117	Dye 14 (7)	Tart 1.0
Dec. 8	at Kansas City:								
Dec. 15	Tampa Bay:								
Dec. 22	Denver:								
TBD	at New England:								
TBD	at Las Vegas:								

## REGULAR-SEASON WEEKLY LEADERS, OPPONENT

		Scoring	Pass Yds.	Carries	Rush Yds.	Catches	Rec. Yds.	Tackles (Solo)	Sacks
Sept. 8	Las Vegas:	Mattison 6	Minschew 257	White 13	White 44	Bowers 6	Meyers 61	Spillane 10 (7)	Crosby 1.0
Sept. 15	at Carolina:	Pineiro 3	Young 84	Hubbard 10	Hubbard 64	Hubbard 4	Tremble 23	Thompson 14 (8)	Two tied 0.5
Sept. 22	at Pittsburgh:	Boswell 8	Fields 245	Harris 18	Harris 70	Two Tied 5	Pickens 57	Queen 12 (9)	Herbig 2.0
Sept. 29	Kansas City:	Two tied 6	Mahomes 245	Hunt 14	Hunt 69	Kelce 7	Kelce 89	Tranquill 10 (7)	Jones 2.0
Oct. 13	at Denver:	Two tied 6	Nix 216	Two tied 6	Nix 61	Two tied 4	Vele 48	Jones 12 (11)	Two tied 1.0
Oct. 21	at Arizona:	Two tied 6	Murray 145	Conner 19	Conner 101	McBride 5	Two tied 51	White 10 (3)	Three tied 1.0
Oct. 27	New Orleans:	Grupe 6	Rattler 156	Kamara 10	Kamara 67	Olave 8	Olave 107	Werner 9 (7)	Two tied 1.0
Nov. 3	at Cleveland:	Tillman 6	Winston 235	Chubb 15	Chubb 39	Jeudy 7	Tillman 75	Bush 8 (6)	Garrett 3.0
Nov. 10	Tennessee:	Ridley 12	Levis 175	Pollard 9	Spears 47	Ridley 5	Ridley 84	Gibbens 15 (10)	None
Nov. 17	Cincinnati:	Chase 12	Burrow 356	Brown 22	Brown 86	Higgins 9	Higgins 148	Stone 9 (8)	Ossai 1.0
Nov. 25	Baltimore:	Four tied 6	Jackson 177	Henry 24	Henry 140	Two tied 5	Flowers 62	Harrison 12 (6)	Four tied 1.0
Dec. 1	at Atlanta:	Koo 7	Cousins 245	Robinson 26	Robinson 102	London 9	McCloud 95	Elliss 5 (3)	Ebiketie 2.0
Dec. 8	at Kansas City:								
Dec. 15	Tampa Bay:								
Dec. 22	Denver:								
TBD	at New England:								
TBD	at Las Vegas:								



# REGULAR SEASON SINGLE-GAME HIGHS

## INDIVIDUAL

### Passing

**Longest Scoring Pass** — 66, J.Herbert to Q. Johnston,  
Nov. 3 at Cleveland

**Longest Non-Scoring Pass** — 48, J.Herbert to L.McConkey,  
Dec. 1 at Atlanta

**Most Passing Attempts** — 39, J.Herbert, Oct. 21 at Arizona

**Most Completions** — 27, J.Herbert, Oct. 21 at Arizona

**Most Passing Yards** — 349, J.Herbert, Oct. 21 at Arizona

**Most Passing Touchdowns** — 2, Last: J.Herbert, Nov. 17 vs. Cincinnati

**Highest Completion Percentage (min. 20 att.)** — 70.0, J.Herbert,  
Sept. 15 at Car.

**Highest Passer Rating (min. 20 att.)** — 125.8, J.Herbert,  
Nov. 3 at Cleveland

### Rushing

**Longest Scoring Run** — 43, J.Dobbins, Sept. 15 at Car.

**Longest Non-Scoring Run** — 61, J.Dobbins, Sept. 8 vs. L.V.

**Most Rushing Attempts** — 25, J.Dobbins, Oct. 13 at Den.

**Most Rushing Yards** — 135, J.Dobbins, Sept. 8 vs. L.V.

**Most Rushing Touchdowns** — 2, Last: J.Dobbins, Nov. 17 vs. Cincinnati

### Receiving

**Most Receptions** — 9, L.McConkey, Dec. 1 at Atlanta

**Most Receiving Yards** — 123, L. McConkey, Nov. 17 vs. Cincinnati

**Most Receiving Touchdowns** — 2, Last: L.McConkey,  
Oct. 27 vs. New Orleans

### Total Offense

**Most Total Yards from Scrimmage** — 139, J.Dobbins, Sept. 8 vs. L.V.

**Most Touchdowns** — 2, Last: L.McConkey,  
Oct. 27 vs. New Orleans

### Special Teams

**Longest Punt** — 67, J.Scott, Oct. 27 vs. New Orleans

**Longest Field Goal** — 59, C.Dicker, Oct. 21 at Arizona

**Most Attempted Field Goals** — 5, C. Dicker, Oct. 21 at Arizona

**Most Made Field Goals** — 5, C. Dicker, Oct. 21 at Arizona

### Returns

**Longest Kickoff Return** — 56, D.Davis, Nov. 10 vs. Tennessee

**Longest Punt Return** — 53, D.Davis, Nov. 3 at Cleveland

**Longest Interception Return** — 61, T.Still, Dec. 1 at Atlanta

**Longest Fumble Return** — 22, K.Mack, Sept. 8 vs. L.V.

### Defense

**Most Interceptions** — 2, T.Still, Dec. 1 at Atlanta

**Most Tackles** — 14, T.Dye, Dec. 1 at Atlanta

**Most Solo Tackles** — 10, D.Henley, Nov. 10 vs. Tennessee

**Most Sacks** — 2.5, T.Tuipulotu, Nov. 3 at Cleveland

**Most Passes Defensed** — 3, Last: T.Still,  
Dec. 1 at Atlanta

## TEAM

### Most, Offense

**First Downs** — 24, Nov. 17 vs. Cincinnati

**Rushing Attempts** — 44, Sept. 15 at Carolina

**Rushing Yards** — 219, Sept. 15 at Carolina

**Rushing Touchdowns** — 2, Last: Nov. 25 vs. Baltimore

**Passing Attempts** — 39, Oct. 21 at Arizona

**Completions** — 27, Oct. 21 at Arizona

**Net Passing Yards** — 336, Oct. 21 at Arizona

**Touchdowns Thrown** — 2, Last: Nov. 17 vs. Cincinnati

**Offensive Plays** — 78, Oct. 13 at Denver

**Total Offense** — 435, Nov. 17 vs. Cincinnati

**Time of Possession** — 37:23, Oct. 13 at Denver

### Most, Turnovers

**Turnovers** — 2, Oct. 21 at Arizona

**Interceptions Thrown** — 1, Sept. 15 at Carolina

**Fumbles** — 3, Oct. 21 at Arizona

**Fumbles Lost** — 2, Oct. 21 at Arizona

### Longest Scoring Drives

**Plays** — 20, Oct. 13 at Denver

**Yards** — 95, Nov. 10 vs. Tennessee

**Time** — 10:29, Oct. 13 at Denver

### Shortest Scoring Drives

**Plays** — 2, Oct. 27 vs. New Orleans

**Yards** — 5, Sept. 8 vs. Las Vegas

**Time** — 0:27, Nov. 17 vs. Cincinnati

### Fewest, Defense

**First Downs Allowed** — 7, Sept. 15 at Carolina

**Rushing Attempts Allowed** — 18, Oct. 13 at Denver

**Rushing Yards Allowed** — 71, Sept. 8 vs. Las Vegas

**Passing Attempts Allowed** — 22, Nov. 25 vs. Baltimore

**Completions Allowed** — 14, Oct. 21 at Arizona

**Net Passing Yards Allowed** — 69, Sept. 8 vs. Las Vegas

**Total Plays Allowed** — 48, Sept. 15 at Carolina

**Total Yards Allowed** — 159, Sept. 15 at Carolina

### Most, Defense

**Takeaways** — 4, Dec. 1 at Atlanta

**Interceptions** — 4, Dec. 1 at Atlanta

**Fumbles Forced** — 2, Sept. 8 vs. Las Vegas

**Fumbles Recovered** — 2, Sept. 8 vs. Las Vegas

**Passes Defensed** — 12, Nov. 3 at Cleveland

**Sacks** — 7, Nov. 10 vs. Tennessee

## GAME-BY-GAME PASSES DEFENSED

Sept. 8	Las Vegas:	Poona Ford (2), Junior Colson (1), Bud Dupree (1), Khalil Mack (1).
Sept. 15 at	Carolina:	Kristian Fulton (1), Deane Leonard (1), Scott Matlock (1), Elijah Molden (1), Asante Samuel Jr. (1).
Sept. 22 at	Pittsburgh:	Bud Dupree (1), Alohi Gilman (1), Daiyan Henley (1), Asante Samuel Jr. (1).
Sept. 29	Kansas City:	Kristian Fulton (2), Poona Ford (1), Khalil Mack (1), Tuli Tuipulotu (1).
Oct. 13 at	Denver:	Derwin James Jr. (2), Alohi Gilman (1), Khalil Mack (1), Elijah Molden (1), Tarheeb Still (1).
Oct. 21 at	Arizona:	Khalil Mack (2), Cam Hart (1), Daiyan Henley (1), Teair Tart (1), Ja'Sir Taylor (1).
Oct. 27	New Orleans:	Ja'Sir Taylor (2), Daiyan Henley (1), Tuli Tuipulotu (1), Teair Tart (1).
Nov. 3 at	Cleveland:	Elijah Molden (3), Tarheeb Still (3), Derwin James Jr. (2), Daiyan Henley (1), Alohi Gilman (1), Morgan Fox (1), Nick Niemann (1).
Nov. 10	Tennessee:	Cam Hart (1).
Nov. 17	Cincinnati:	Kristian Fulton (3), Cam Hart (2), Eli Apple (1), Daiyan Henley (1), Derwin James Jr. (1), Tarheeb Still (1), Ja'Sir Taylor (1).
Nov. 25	Baltimore:	Alohi Gilman (1), Elijah Molden (1).
Dec. 1 at	Atlanta:	Tarheeb Still (3), Troy Dye (1), Derwin James Jr. (1), Kristian Fulton (1), Elijah Molden (1), Poona Ford (1), Khalil Mack (1), Marcus Maye (1).
Dec. 8 at	Kansas City:	
Dec. 15	Tampa Bay:	
Dec. 22	Denver:	
TBD at	New England:	
TBD at	Las Vegas:	

### SEASON TOTALS

(71)

Name	No.	Name	No.	Name	No.
Tarheeb Still	8	Bud Dupree	2	Marcus Maye	1
Kristian Fulton	7	Asante Samuel Jr.	2	Nick Niemann	1
Elijah Molden	7	Teair Tart	2		
Derwin James Jr.	6	Tuli Tuipulotu	2		
Khalil Mack	6	Eli Apple	1		
Daiyan Henley	5	Troy Dye	1		
Poona Ford	4	Junior Colson	1		
Alohi Gilman	4	Morgan Fox	1		
Cam Hart	4	Deane Leonard	1		
Ja'Sir Taylor	4	Scott Matlock	1		

## GAME-BY-GAME SACKS

Sept. 8	Las Vegas:	Khalil Mack (1.5), Joey Bosa (1.0), Team Sacks (1.0), Morgan Fox (0.5).
Sept. 15 at	Carolina:	Joey Bosa (1.0), Denzel Perryman (1.0).
Sept. 22 at	Pittsburgh:	Derwin James Jr. (1.0), Khalil Mack (1.0).
Sept. 29	Kansas City:	Bud Dupree (2.0), Troy Dye (0.5), Tarheeb Still (0.5).
Oct. 13 at	Denver:	Morgan Fox (1.0), Alohi Gilman (1.0).
Oct. 21 at	Arizona:	None.
Oct. 27	New Orleans:	Khalil Mack (1.0), Bud Dupree (1.0), Poona Ford (1.0), Scott Matlock (1.0), Tuli Tuipulotu (1.0).
Nov. 3 at	Cleveland:	Tuli Tuipulotu (2.5), Morgan Fox (2.0), Khalil Mack (1), Cam Hart (0.5).
Nov. 10	Tennessee:	Bud Dupree (2.0), Tuli Tuipulotu (2.0), Joey Bosa (1.0), Poona Ford (1.0), Daiyan Henley (1.0).
Nov. 17	Cincinnati:	Tuli Tuipulotu (1.5), Poona Ford (1.0), Derwin James Jr. (0.5).
Nov. 25	Baltimore:	Derwin James Jr. (1.0).
Dec. 1 at	Atlanta:	Teair Tart (1.0).
Dec. 8 at	Kansas City:	
Dec. 15	Tampa Bay:	
Dec. 22	Denver:	
TBD at	New England:	
TBD at	Las Vegas:	

### SEASON TOTALS

(36.0)

Name	No.	Name	No.
Tuli Tuipulotu	7.0	Denzel Perryman	1.0
Bud Dupree	5.0	Teair Tart	1.0
Khalil Mack	4.5	Troy Dye	0.5
Morgan Fox	3.5	Cam Hart	0.5
Joey Bosa	3.0	Tarheeb Still	0.5
Poona Ford	3.0	Team	1.0
Derwin James Jr.	2.5		
Daiyan Henley	1.0		
Scott Matlock	1.0		
Alohi Gilman	1.0		

# ***RECORDS***

# INDIVIDUAL RECORDS

\*NFL Record

## POINTS

### Most Seasons Leading League

- 1 Nate Kaeding, 2009
- LaDainian Tomlinson, 2006
- John Carney, 1994

### Most, Career

- 1,076 John Carney, 1990-2000
- 918 LaDainian Tomlinson, 2001-09
- 889 Nate Kaeding, 2004-12

### Most, Season

- 186\* LaDainian Tomlinson, 2006
- 146 Nate Kaeding, 2009
- 144 Nick Novak, 2013

### Most, Season, Non-Kickers

- 186\* LaDainian Tomlinson, 2006
- 124 Austin Ekeler, 2021
- 120 LaDainian Tomlinson, 2005

### Most, Season, Rookie

- 114 Nate Kaeding, 2004
- 106 Josh Lambo, 2015
- Dennis ParTEE, 1968
- 94 Herb Travenio, 1965

### Most, Game

- 30 Kellen Winslow, Nov. 22, 1981 at Oakland
- 24 (10x) Last: Austin Ekeler, Nov. 21, 2021 vs. Pit.
- 20 Mike Williams, Dec. 13, 2018 at Kansas City

## TOUCHDOWNS

### Most Seasons Leading League

- 3 Lance Alworth, 1964, 1965, 1966
- 2 Austin Ekeler, 2021, 2022
- 1 LaDainian Tomlinson, 2006
- Chuck Muncie, 1981

### Most, Career

- 153 LaDainian Tomlinson, 2001-09
- 116 Antonio Gates, 2003-18
- 83 Lance Alworth, 1962-70

### Most, Season

- 31\* LaDainian Tomlinson, 2006
- 20 Austin Ekeler, 2021
- LaDainian Tomlinson, 2005
- 19 Chuck Muncie, 1981

### Most, Game

- 5 Kellen Winslow, Nov. 22, 1981 at Oakland
- 4 (10x) Last: Austin Ekeler, Nov. 21, 2021 vs. Pit.
- 3 (46x) Last: A.Ekeler, Oct. 2, 2022 at Hou.

### Most Consecutive Games

- 18\* LaDainian Tomlinson, 2004-05
- 10 LaDainian Tomlinson, 2006
- 9 Antonio Gates, 2009-10
- Natrone Means, 1993-94
- Lance Alworth, 1963

## POINTS AFTER TOUCHDOWN

### Most Seasons Leading League

- 2 Nate Kaeding, 2006
- Rolf Benirschke, 1981, 1982
- 1 Herb Travenio, 1965

### Most, Career

- 349 Nate Kaeding, 2004-12
- 328 Rolf Benirschke, 1977-86
- 293 John Carney, 1990-2000

### Most, Season

- 58 Nate Kaeding, 2006
- 55 Rolf Benirschke, 1981
- 54 Nate Kaeding, 2004

### Most, Game

- 7 (6x) Last: N.Kaeding, Dec. 28, 2008 vs. Den.
- 6 (30x) Last: M.Badgley, Dec. 8, 2019 at. Jax.
- 5 (55x) Last: C.Dicker, Nov. 12, 2023 vs. Detroit

### Most Consecutive

- 250 Nate Kaeding, 2004-09
- 128 Nick Novak, 2011-14
- 87 Rolf Benirschke, 1983-86

### Most Attempts, Career

- 352 Rolf Benirschke, 1977-86
- 351 Nate Kaeding, 2004-12
- 298 John Carney, 1990-2000

### Most Attempts, Season

- 61 Rolf Benirschke, 1981
- 58 Nate Kaeding, 2006
- 55 Nate Kaeding, 2004
- Bob Thomas, 1985

### Most Attempts, Game

- 8 Rolf Benirschke, Nov. 22, 1981 at Oakland
- 7 (6x) Last: N.Kaeding, Dec. 28, 2008 vs. Den.
- 6 (38x) Last: M. Badgley, Dec. 8, 2019 at. Jax.

## TWO-POINT CONVERSIONS

### Most Seasons Leading League

- 1 Ladarius Green, 2015
- Mikhael Ricks, 1999
- Ronnie Harmon, 1994

### Most, Career

- 3 Ronnie Harmon, 1990-95
- 2 Joshua Palmer, 2021-24
- Keenan Allen, 2013-23
- Jared Cook, 2021
- Austin Ekeler, 2017-23
- Mike Williams, 2017-23
- Antonio Gates, 2003-18
- Melvin Gordon, 2015-19
- Ladarius Green, 2012-15
- Legedu Naanee, 2007-10
- Dave Kocourek, 1960-65

### Most, Season

- 3 Ronnie Harmon, 1994
- 2 Jared Cook, 2021
- Austin Ekeler, 2021
- Melvin Gordon, 2018
- Antonio Gates, 2018
- 1 (37x) Last: Joshua Palmer, 2024

### Most, Game

- 2\* Ladarius Green, Oct. 25, 2015 vs. Oakland
- 1 (45x) Last: Joshua Palmer, Dec. 1, 2024 at Atl.

## FIELD GOALS

### Most Seasons Leading League

- 1 Nate Kaeding, 2009
- John Carney, 1994

### Most, Career

- 261 John Carney, 1990-2000
- 180 Nate Kaeding, 2004-12
- 146 Rolf Benirschke, 1977-86

### Most, Season

- 34 Nick Novak, 2013
- John Carney, 1994
- 32 Nate Kaeding, 2009
- 31 Cameron Dicker, 2023
- John Carney, 1993, 1999

### Most, Game

- 6 (3x) Last: G.Davis, Oct. 5, 1997 at Oakland
- 5 (13x) Last: C.Dicker, Oct. 21, 2024 at Arizona
- 4 (39x) Last: C.Dicker, Oct. 21, 2024 at Arizona

### Most, Game, No Misses

- 6 (3x) Last: G.Davis, Oct. 5, 1997 at Oakland
- 5 (12x) Last: C.Dicker, Oct. 21, 2024 at Arizona
- 4 (28x) Last: C.Dicker, Oct. 21, 2024 at Arizona

### Highest Percentage, Career (min. 100 att.)

- 87.0 Nate Kaeding, 2004-12 (180-of-207)
- 84.6 Nick Novak, 2011-14, '17 (110-of-130)
- 81.6 John Carney, 1990-2000 (261-of-320)

### Highest Percentage, Season (min. 15 att.)

- 95.0 Cameron Dicker, 2022 (19-of-20)
- 93.9 Cameron Dicker, 2023 (31-of-33)
- 93.8 Michael Badgley, 2018 (15-of-16)

### Most Consecutive

- 32 Nick Novak, 2013-14
- 29 John Carney, 1992-93
- 22 Nate Kaeding, 2009-10

### Most Attempts, Career

- 320 John Carney, 1990-2000
- 208 Rolf Benirschke, 1977-86
- 207 Nate Kaeding, 2004-12

### Most Attempts, Season

- 40 John Carney, 1993
- 39 Michael Badgley, 2020
- 38 John Carney, 1994

### Most Attempts, Game

- 7 Dick Van Raaphorst, Oct. 8, 1966 at N.Y. Jets
- 6 (6x) Last: Steve Christie, Dec. 1, 2002 vs. Den.
- 5 (27x) Last: C.Dicker, Oct. 21, 2024 at Arizona

### Longest

- 59 Cameron Dicker, Oct. 21, 2024 at Arizona
- Michael Badgley, Dec. 9, 2018 vs. Cincinnati
- 57 Nate Kaeding, Dec. 21, 2008 at Tampa Bay
- 55 Cameron Dicker, Nov. 6, 2023 at N.Y. Jets
- Cameron Dicker, Oct. 22, 2023 at Kansas City
- Nate Kaeding, Nov. 29, 2009 vs. Kansas City



## RUSHING YARDS

### Most Seasons Leading League

- 2 LaDainian Tomlinson, 2006, 2007
- 1 Dick Post, 1968  
Paul Lowe, 1965

### Most, Career

- 12,490 LaDainian Tomlinson, 2001-09
- 4,972 Paul Lowe, 1960-68
- 4,355 Austin Ekeler, 2017-23

### Most, Season

- 1,815 LaDainian Tomlinson, 2006
- 1,683 LaDainian Tomlinson, 2002
- 1,645 LaDainian Tomlinson, 2003

### Most, Game

- 243 LaDainian Tomlinson, Dec. 28, 2003 vs. Oak.
- 220 LaDainian Tomlinson, Dec. 1, 2002 vs. Denver
- 217 LaDainian Tomlinson, Sept. 29, 2002 vs. N.E.  
Gary Anderson, Dec. 18, 1988 vs. Kansas City

### Most Games 100 Yards or More, Career

- 46 LaDainian Tomlinson, 2001-09
- 15 Natrone Means, 1993-99  
Paul Lowe, 1960-68
- 12 Ryan Mathews, 2010-14

### Most Games 100 Yards or More, Season

- 10 LaDainian Tomlinson, 2006
- 7 LaDainian Tomlinson, 2002  
Don Woods, 1974
- 6 Ryan Mathews, 2013  
LaDainian Tomlinson, 2007  
LaDainian Tomlinson, 2004  
LaDainian Tomlinson, 2003  
Natrone Means, 1994

### Most Consecutive Games, 100 Yards or More

- 9 LaDainian Tomlinson, 2006
- 5 Natrone Means, 1994
- 4 LaDainian Tomlinson, 2007

### Most Games 200 Yards or More, Career

- 4 LaDainian Tomlinson, 2001-09
- 1 Gary Anderson, 1985-88

### Longest Run

- 87t Melvin Gordon, Oct. 29, 2017 at New England  
Paul Lowe, Sept. 10, 1961 at Dallas Texans
- 86t Keith Lincoln, Sept. 30, 1962 at Oakland
- 85t LaDainian Tomlinson, Dec. 17, 2006 vs. K.C.

## RUSHING TOUCHDOWNS

### Most Seasons Leading League

- 3 LaDainian Tomlinson, 2004, 2006, 2007
- 1 Chuck Muncie, 1981  
Paul Lowe, 1961, 1965

### Most, Career

- 138 LaDainian Tomlinson, 2001-09
- 43 Chuck Muncie, 1980-84
- 39 Austin Ekeler, 2017-23

### Most, Season

- 28\* LaDainian Tomlinson, 2006
- 19 Chuck Muncie, 1981
- 18 LaDainian Tomlinson, 2005

### Most, Game

- 4 LaDainian Tomlinson, Oct. 14, 2007 vs. Oak.  
LaDainian Tomlinson, Nov. 12, 2006 at Cin.  
LaDainian Tomlinson, Oct. 15, 2006 at S.F.  
Chuck Muncie, Nov. 29, 1981 vs. Denver  
Clarence Williams, Sept. 16, 1979 vs. Buffalo
- 3 (22x), Last: M.Gordon, Oct. 15, 2018 at Cle.
- 2 (126x), Last: J.Dobbins, Nov. 17, 2024 vs. Cin.

### Most Consecutive Games

- 18\* LaDainian Tomlinson, 2004-05
- 9 Natrone Means, 1993-94
- 8 LaDainian Tomlinson, 2006

## RUSHING AVERAGE

### Most Seasons Leading League (min. 100 att.)

- 2 Paul Lowe, 1960, 1965
- 1 Dickie Post, 1968  
Brad Hubbard, 1967  
Keith Lincoln, 1963

### Highest, Career (minimum 500 att.)

- 4.90 Paul Lowe, 1960-68
- 4.71 Keith Lincoln, 1961-66, '68
- 4.43 Dickie Post, 1967-70

### Highest, Season (minimum 100 att.)

- 6.45 Keith Lincoln, 1963
- 6.29 Paul Lowe, 1960
- 5.71 Paul Lowe, 1963

### Highest, Game (minimum 10 att.)

- 14.7 Michael Turner, Oct. 7, 2007 at Denver
- 13.8 Keith Lincoln, Sept. 30, 1962 at Oakland
- 13.5 J.K. Dobbins, Sept. 8, 2024 vs. Las Vegas

## RUSHING ATTEMPTS

### Most, Career

- 2,880 LaDainian Tomlinson, 2001-09
- 1,059 Melvin Gordon, 2015-19
- 1,031 Marion Butts, 1989-93

### Most, Season

- 372 LaDainian Tomlinson, 2002
- 348 LaDainian Tomlinson, 2006
- 343 Natrone Means, 1994

### Most, Game

- 39 LaDainian Tomlinson, Oct. 20, 2002 at Oak.  
Marion Butts, Dec. 17, 1989 at Kansas City
- 37 (3x) Last: L.Tomlinson, Nov. 21, 2004 at Oak.
- 36 LaDainian Tomlinson, Sept. 9, 2001 vs. Was.  
Gary Brown, Oct. 5, 1997 at Oakland

## PASSING ATTEMPTS

### Most Seasons Leading League

- 2 Dan Fouts, 1980, 1981  
John Hadl, 1968, 1971
- 1 Philip Rivers, 2015

### Most, Career

- 7,591 Philip Rivers, 2004-19
- 5,604 Dan Fouts, 1973-87
- 3,640 John Hadl, 1962-72

### Most, Season

- 699 Justin Herbert, 2022
- 672 Justin Herbert, 2021
- 661 Philip Rivers, 2015

### Most, Game

- 65 Philip Rivers, Oct. 18, 2015 at Green Bay
- 64 Justin Herbert, Jan. 9, 2022 at Las Vegas (OT)
- 58 Philip Rivers, Oct. 25, 2015 vs. Oakland  
Mark Herrmann, Dec. 22, 1985 at K.C.

## PASS COMPLETIONS

### Most Seasons Leading League

- 2 Dan Fouts, 1980, 1981  
John Hadl, 1968, 1971
- 1 Philip Rivers, 2015

### Most, Career

- 4,908 Philip Rivers, 2004-19
- 3,297 Dan Fouts, 1973-1987
- 1,824 John Hadl, 1962-1972

### Most, Season

- 477 Justin Herbert, 2022
- 443 Justin Herbert, 2021
- 437 Philip Rivers, 2015

### Most, Game

- 43 Philip Rivers, Oct. 18, 2015 at Green Bay
- 40 Justin Herbert, Sept. 24, 2023 at Minnesota
- 39 Justin Herbert, Dec. 11, 2022 vs. Miami

### Most Consecutive

- 25\* Philip Rivers, Nov. 25, 2018 vs. Arizona
- 22 Philip Rivers, Sept. 13, 2015 vs. Detroit –  
Sept. 20, 2015 at Cincinnati
- 20 Philip Rivers, Sept. 13, 2015 vs. Detroit

## COMPLETION PERCENTAGE

### Most Seasons Leading League (min. 140 att.)

- 1 Philip Rivers, 2013  
Mark Herrmann, 1985  
Dan Fouts, 1979  
Tobin Rote, 1963

### Highest, Career (minimum 500 att.)

- 66.2 Justin Herbert, 2020-24
- 64.7 Philip Rivers, 2004-19
- 62.2 Drew Brees, 2001-05

### Highest, Season (minimum 140 att.)

- 69.5 Philip Rivers, 2013
- 68.2 Justin Herbert, 2022
- 68.3 Philip Rivers, 2018

### Highest, Game (minimum 20 att.)

- 96.6 Philip Rivers, Nov. 25, 2018 vs. Ari. (28-of-29)
- 90.0 Philip Rivers, Nov. 1, 2012 vs. K.C. (18-of-20)
- 88.0 Drew Brees, Oct. 31, 2004 vs. Oak. (22-of-25)

## PASSING YARDS

### Most Seasons Leading League

- 4 Dan Fouts, 1979, 1980, 1981, 1982
- 3 John Hadl, 1965, 1968, 1971
- 1 Philip Rivers, 2010

### Most, Career

- 59,271 Philip Rivers, 2004-19
- 43,040 Dan Fouts, 1973-87
- 26,938 John Hadl, 1962-72

### Most, Season

- 5,014 Justin Herbert, 2021
- 4,802 Dan Fouts, 1981
- 4,792 Philip Rivers, 2015

### Most, Game

- 503 Philip Rivers, Oct. 18, 2015 at Green Bay
- 455 Philip Rivers, Sept. 26, 2010 at Seattle
- 444 Dan Fouts, Dec. 11, 1982 at San Francisco  
Dan Fouts, Oct. 19, 1980 vs. N.Y. Giants

### Most Games 300 Yards or More, Career

- 70 Philip Rivers, 2004-19
- 51 Dan Fouts, 1973-87
- 26 Justin Herbert, 2020-24

### Most Games 300 Yards or More, Season

- 9 Justin Herbert, 2021
- 8 Justin Herbert, 2020  
Philip Rivers, 2015, 2019  
Dan Fouts, 1980
- 7 Dan Fouts, 1981, 1985

### Most Consecutive Games, 300 Yards or More

- 5 Philip Rivers, 2015
- 4 Dan Fouts, 1979, 1980-81
- 3 Justin Herbert, 2020-21, 2021, 2022  
Philip Rivers, 2010-11, 2016, 2017  
Dan Fouts, 1980, 1985  
John Hadl, 1967

### Most Games 400 Yards or More, Career

- 11 Philip Rivers, 2004-19
- 6 Dan Fouts, 1973-87
- 1 Justin Herbert, 2020-24  
Jim Harbaugh, 1999-2000

### Longest Completion

- 99t\* Stan Humphries, Sept. 18, 1994 at Seattle
- 91t Jack Kemp, Nov. 12, 1961 at Denver
- 88t Ed Luther, Dec. 3, 1984 vs. Chicago

## TOUCHDOWN PASSES

### Most Seasons Leading League

- 2 Dan Fouts, 1981, 1982  
John Hadl, 1968, 1971
- 1 Philip Rivers, 2008

### Most, Career

- 397 Philip Rivers, 2004-19
- 254 Dan Fouts, 1973-87
- 201 John Hadl, 1962-72

### Most, Season

- 38 Justin Herbert, 2021
- 34 Philip Rivers, 2008
- 33 Philip Rivers, 2017-18  
Dan Fouts, 1981

### Most, Game

- 6 Dan Fouts, Nov. 22, 1981 at Oakland
- 5 (4x), Last: Drew Brees, Oct. 31, 2004 vs. Oak.
- 4 (32x), Last: J.Herbert, Nov. 12, 2023 vs. Det.

### Most Consecutive Games

- 28 Philip Rivers, 2012-14
- 27 Philip Rivers, 2017-18
- 26 Justin Herbert, 2020-23

## INTERCEPTIONS THROWN

### Most Seasons Leading League (Most INTs)

- 2 Philip Rivers, 2014, 2016  
John Hadl, 1968, 1972

### Most, Career

- 242 Dan Fouts, 1973-87
- 211 John Hadl, 1962-72
- 198 Philip Rivers, 2004-19

### Most, Season

- 32 John Hadl, 1968
- 26 John Hadl, 1972
- 25 John Hadl, 1971  
Jack Kemp, 1960

### Most, Game

- 6 Ed Luther, Oct. 31, 1983 vs. Washington  
John Hadl, Dec. 8, 1968 vs. Kansas City
- 5 (9x), Last: C.Wheilihan, Dec. 13, 1998 at Sea.
- 4 (33x), Last: P.Rivers, Nov. 18, 2019 vs. K.C.

### Fewest, Season (minimum 150 att.)

- 1 Justin Herbert, 2024 (336 att.)  
Easton Stick, 2023 (174 att.)
- 3 Ed Luther, 1984 (151 att.)
- 4 Doug Flutie, 2003 (167 att.)  
John Friesz, 1993 (238 att.)

### Most Consecutive Attempts, None Intercepted

- 305 Justin Herbert, Sept. 15, 2024-Dec. 1, 2024
- 233 Justin Herbert, Dec. 26, 2022-Oct. 1, 2023
- 194 Drew Brees, Oct. 17-Dec. 5, 2004

### Lowest Percentage, Season (minimum 150 att.)

- 0.3 Justin Herbert, 2024
- 0.6 Easton Stick, 2023
- 1.4 Justin Herbert, 2022
- 1.5 Justin Herbert, 2023

## PASSER RATING

### Most Seasons Leading League (min. 300 att.)

- 1 Philip Rivers, 2008

### Highest, Career (minimum 500 att.)

- 96.0 Justin Herbert, 2020-24
- 95.1 Philip Rivers, 2004-19
- 84.9 Drew Brees, 2001-05

### Highest, Season (minimum 300 att.)

- 105.5 Philip Rivers, 2008, 2013, 2018
- 104.8 Drew Brees, 2004
- 104.4 Philip Rivers, 2009

### Highest, Game (minimum 20 att.)

- 157.1 Dan Fouts, Sept. 7, 1981 at Cleveland
- 154.4 Philip Rivers, Dec. 8, 2019 at Jacksonville
- 153.1 Drew Brees, Oct. 31, 2004 vs. Oakland

## RECEIVING YARDS

### Most Seasons Leading League

- 3 Lance Alworth, 1965, 1966, 1968
- 1 Wes Chandler, 1982  
John Jefferson, 1980

### Most, Career

- 11,841 Antonio Gates, 2003-18
- 10,530 Keenan Allen, 2013-23
- 9,584 Lance Alworth, 1962-70

### Most, Season

- 1,602 Lance Alworth, 1965
- 1,393 Keenan Allen, 2017
- 1,383 Lance Alworth, 1966

### Most, Game

- 260 Wes Chandler, Dec. 20, 1982 vs. Cincinnati
- 243 Wes Chandler, Sept. 15, 1985 vs. Seattle
- 232 Lance Alworth, Oct. 20, 1963 at Kansas City

### Most Games 100 Yards or More, Career

- 41 Lance Alworth, 1962-70
- 38 Keenan Allen, 2013-23
- 24 Kellen Winslow, 1979-87

### Most Games 100 Yards or More, Season

- 9 Lance Alworth, 1965
- 8 Lance Alworth, 1966
- 7 Keenan Allen, 2017  
John Jefferson, 1980

### Most Consecutive Games, 100 Yards or More

- 5 Lance Alworth, 1966
- 4 Keenan Allen, 2017  
Wes Chandler, 1982  
John Jefferson, 1979-80  
Charlie Joiner, 1976  
Lance Alworth, 1968  
Lance Alworth, 1965
- 3 Keenan Allen, 2023  
Kellen Winslow, 1982  
Kellen Winslow, 1980  
John Jefferson, 1980  
John Jefferson, 1979  
Gary Garrison, 1971  
Lance Alworth, 1967  
Lance Alworth, 1965  
Lance Alworth, 1964

### Most Games 200 Yards or More, Career

- 5\* Lance Alworth, 1962-70
- 2 Wes Chandler, 1981-87
- 1 Keenan Allen, 2013-23  
Malcom Floyd, 2004-15

### Longest Reception

- 99t\* Tony Martin, Sept. 18, 1994 at Seattle
- 91t Keith Lincoln, Nov. 12, 1961 at Denver
- 88t Bobby Duckworth, Dec. 3, 1984 at Chicago

## RECEIVING AVERAGE

### Most Seasons Leading League (min. 35 rec.)

- 1 Mike Williams, 2019  
Malcom Floyd, 2011  
Wes Chandler, 1982  
Gary Garrison, 1970  
Lance Alworth, 1965

### Average per Catch, Career (minimum 250 rec.)

- 19.4 Lance Alworth, 1962-70
- 18.6 Gary Garrison, 1966-76
- 17.5 Vincent Jackson, 2005-11

### Average per Catch, Season (minimum 35 rec.)

- 23.2 Lance Alworth, 1965
- 22.9 Gary Garrison, 1970
- 21.2 Gary Garrison, 1968, 1971

### Highest, Game (minimum 5 rec.)

- 36.0 Lance Alworth, Nov. 2, 1963 at New York Jets
- 33.6 Lance Alworth, Nov. 15, 1964 at Kansas City
- 32.0 Lance Alworth, Dec. 19, 1965 vs. Oakland

## RECEPTIONS

### Most Seasons Leading League

- 3 Lance Alworth, 1966, 1968, 1969
- 2 Kellen Winslow, 1980, 1981

### Most, Career

- 955 Antonio Gates, 2003-18
- 904 Keenan Allen, 2013-23
- 586 Charlie Joiner, 1976-86

### Most, Season

- 108 Keenan Allen, 2023
- 107 Austin Ekeler, 2022
- 106 Keenan Allen, 2021

### Most, Game

- 18 Keenan Allen, Sept. 24, 2023 at Minnesota
- 16 Keenan Allen, Nov. 22, 2020 vs. N.Y. Jets
- 15 Austin Ekeler, Oct. 6, 2019 vs. Denver  
Keenan Allen, Sept. 13, 2015 vs. Detroit  
Kellen Winslow, Oct. 7, 1984 at Green Bay

### Most Consecutive Games With a Catch

- 96 Lance Alworth, 1962-69
- 80 Antonio Gates, 2003-08
- 78 Charlie Joiner, 1978-84

## RECEIVING TOUCHDOWNS

### Most Seasons Leading League

- 3 Lance Alworth, 1964, 1965, 1966
- 2 John Jefferson, 1978, 1980
- 1 Tony Martin, 1996  
Wes Chandler, 1982

### Most, Career

- 116 Antonio Gates, 2003-18
- 81 Lance Alworth, 1962-70
- 59 Keenan Allen, 2013-23

### Most, Season

- 14 Tony Martin, 1996  
Lance Alworth, 1965
- 13 Antonio Gates, 2004  
John Jefferson, 1978, 1980  
Lance Alworth, 1964, 1966
- 12 Antonio Gates, 2014  
Gary Garrison, 1970

### Most, Game

- 5\* Kellen Winslow, Nov. 22, 1981 at Oakland
- 4 Lance Alworth, Dec. 1, 1968 at Denver
- 3 (14x) Last: D.Woodhead, Dec. 20, 2015 vs. Mia.

### Most Consecutive Games

- 9 Antonio Gates, 2009-10  
Lance Alworth, 1963
- 7 Lance Alworth, 1967
- 6 John Jefferson, 1980  
Lance Alworth, 1964

## SCRIMMAGE YARDS

### Most Seasons Leading League

- Lance Alworth, 1965, 1968
- LaDainian Tomlinson, 2003

### Most, Career

- 16,445 LaDainian Tomlinson, 2001-09  
11,841 Antonio Gates, 2003-18  
10,643 Keenan Allen, 2013-23

### Most, Season

- 2,370 LaDainian Tomlinson, 2003  
2,323 LaDainian Tomlinson, 2006  
2,172 LaDainian Tomlinson, 2002

### Most, Game

- 271 LaDainian Tomlinson, Dec. 1, 2002 vs. Den.  
261 Melvin Gordon, Nov. 6, 2016 vs. Tennessee  
260 LaDainian Tomlinson, Dec. 28, 2003 vs. Oak.  
Wes Chandler, Dec. 20, 1982 vs. Cincinnati

### Most Games 100 Yards or More, Career

- 79 LaDainian Tomlinson, 2001-09  
44 Lance Alworth, 1962-70  
39 Keenan Allen, 2013-23

### Most Games 100 Yards or More, Season

- 14 LaDainian Tomlinson, 2006  
11 LaDainian Tomlinson, 2003  
10 Ryan Mathews, 2011  
LaDainian Tomlinson, 2004  
LaDainian Tomlinson, 2002

### Most Consecutive Games, 100 Yards or More

- 11 LaDainian Tomlinson, 2006  
6 Melvin Gordon, 2018  
Ryan Mathews, 2011  
LaDainian Tomlinson, 2007  
LaDainian Tomlinson, 2004  
5 Natrone Means, 1994  
Lydell Mitchell, 1978

### Most Games 200 Yards or More, Career

- 12 LaDainian Tomlinson, 2001-09  
5 Lance Alworth, 1962-70  
2 Lionel James, 1984-88  
Wes Chandler, 1981-87

## INTERCEPTIONS

### Most Seasons Leading League

- Casey Hayward, 2016
- Eric Weddle, 2011
- Antonio Cromartie, 2007

### Most, Career

- 42 Gill Byrd, 1983-92  
29 Dick Harris, 1960-65  
26 Rodney Harrison, 1994-2002

### Most, Season

- 10 Antonio Cromartie, 2007  
9 Charlie McNeil, 1961  
8 (4x) Last: Ryan McNeil, 2001

### Most, Game

- 3 Antonio Cromartie, Nov. 11, 2007 vs. Ind.  
Dwayne Harper, Nov. 27, 1995 vs. Oakland  
Pete Shaw, Nov. 2, 1980 at Cincinnati  
Clarence Duren, Oct. 30, 1977 at Miami  
Chris Fletcher, Nov. 30, 1975 at Denver (OT)  
Joe Beauchamp, Sept. 24, 1972 vs. Denver  
Leslie "Speedy" Duncan, Sept. 25, 1966 at Oak.  
Bud Whitehead, Oct. 10, 1965 at Buffalo  
Dick Harris, Nov. 17, 1963 at Buffalo  
C.McNeil, Sept. 24, 1961 vs. Houston Oilers  
C.McNeil, Dec. 18, 1960 vs. Titans of N.Y.  
2 (87x) Last: Tarheeb Still, Dec. 1, 2024 at Atl.

### Most Consecutive Games

- 5 Charlie McNeil, 1961  
4 Greg Jackson, 1998  
Gill Byrd, 1989  
Mike Fuller, 1977  
Bryant Salter, 1972  
3 (18x) Last: Stephen Cooper, 2008

## INTERCEPTION RETURN YARDS

### Most Seasons Leading League

- Vencie Glenn, 1987
- Charlie McNeil, 1961

### Most, Career

- 546 Gill Byrd, 1983-92  
502 Charlie McNeil, 1960-64  
477 Kenny Graham, 1964-69

### Most, Season

- 349 Charlie McNeil, 1961  
224 Stanley Richard, 1994  
166 Vencie Glenn, 1987

### Most, Game

- 177\* Charlie McNeil, Sept. 24, 1961 vs. Hou. Oilers  
106 Woodrow Lowe, Nov. 18, 1979 vs. Pittsburgh  
103 Vencie Glenn, Nov. 29, 1987 vs. Denver

### Longest Return

- 103t Vencie Glenn, Nov. 29, 1987 vs. Denver  
102t Donald Frank, Oct. 31, 1993 at L.A. Raiders  
100t Leslie "Speedy" Duncan, Oct. 15, 1967 vs. K.C.

## INTERCEPTION TOUCHDOWNS

### Most Seasons Leading League

- Clinton Hart, 2005
- Jeffery Dale, 1985
- John Hendy, 1985
- Gill Byrd, 1984
- Woodrow Lowe, 1979
- Fred Dean, 1977
- Leroy Jones, 1977
- Kenny Graham, 1969
- Joe Beauchamp, 1968
- Earl Faison, 1964
- Henry Schmidt, 1964
- Claude Gibson, 1962
- Dick Harris, 1961

### Most, Career

- 5 Kenny Graham, 1964-69  
Dick Harris, 1960-65  
4 Woodrow Lowe, 1976-86  
3 Eric Weddle, 2007-15  
Joe Beauchamp, 1966-75

### Most, Season

- 3 Dick Harris, 1961  
2 (9x) Last: Demorrio Williams, 2012  
1 (78x) Last: Tarheeb Still, 2024

### Most, Game

- 1 (99x) Last: Tarheeb Still, Dec. 1, 2024 at Atl.

## SACKS

### Most Seasons Leading League

- Shawne Merriman, 2006

### Most, Career

- 105.5 Leslie O'Neal, 1986-95  
70.0 Joey Bosa, 2016-24  
69.5 Shaun Phillips, 2004-12

### Most, Season

- 17.5 Gary Johnson, 1980  
17.0 Khalil Mack, 2023  
Shawne Merriman, 2006  
Leslie O'Neal, 1992  
Steve DeLong, 1969  
15.5 Fred Dean, 1978

### Most, Game (since 1982)

- 6.0 Khalil Mack, Oct. 1, 2023 vs. Las Vegas  
5.0 Leslie O'Neal, Nov. 16, 1986 vs. Dallas  
4.0 Antwan Barnes, Dec. 18, 2011 vs. Baltimore  
Shaun Phillips, Oct. 3, 2010 vs. Arizona  
Leslie O'Neal, Oct. 22, 1995 at Seattle  
Leslie O'Neal, Dec. 6, 1992 at Phoenix  
Leslie O'Neal, Dec. 22, 1991 vs. Denver

## PUNTS

### Most Seasons Leading League

- Paul Maguire, 1962

### Most, Career

- 771 Darren Bennett, 1995-2003  
756 Mike Scifres, 2003-15  
519 Dennis Pardee, 1968-75

### Most, Season

- 95 Darren Bennett, 1998  
92 Darren Bennett, 2000  
89 Darren Bennett, 1997, 1999

### Most, Game

- 11 (5x), Last: D.Bennett, Oct. 11, 1998 at Oak.  
10 (10x) Last: D.Kaser, Nov. 12, 2017 at Jax.  
9 (14x), Last: D.Kaser, Dec. 24, 2017 at N.Y. Jets

## PUNT YARDS

### Most Seasons Leading League

- Paul Maguire, 1962

### Most, Career

- 34,152 Mike Scifres, 2003-15  
33,776 Darren Bennett, 1995-2003  
21,417 Dennis Pardee, 1968-75

### Most, Season

- 4,248 Darren Bennett, 2000  
4,174 Darren Bennett, 1998  
3,972 Darren Bennett, 1997

### Most, Game

- 522 Darren Bennett, Oct. 11, 1998 at Oakland  
493 Mike Scifres, Nov. 18, 2012 at Denver  
492 Dennis Pardee, Nov. 10, 1974 at Kansas City

### Longest Punt

- 83 JK Scott, Dec. 10, 2023 vs. Denver  
82 Paul Maguire, Nov. 19, 1961 vs. Dallas Texans  
73 Dennis Pardee, Oct. 17, 1971 at Denver

## PUNTING AVERAGE

### Most Seasons Leading League (min. 50 punts)

- Darren Bennett, 2000

### Highest, Career (minimum 100 punts)

- 47.4 Drew Kaser, 2016-18  
46.5 Ty Long, 2019-21  
45.7 JK Scott, 2022-24  
45.2 Mike Scifres, 2003-15

### Highest, Season (minimum 50 punts)

- 48.3 Mike Scifres, 2012  
48.1 Drew Kaser, 2017  
47.3 JK Scott, 2024  
46.8 Ty Long, 2020

### Highest, Game (minimum 4 punts)

- 59.5 Mike Scifres, Oct. 17, 2010 at St. Louis  
Darren Bennett, Oct. 1, 1995 at Pittsburgh  
57.4 JK Scott, Dec. 10, 2023 vs. Denver  
57.3 JK Scott, Oct. 27, 2024 vs. New Orleans

## PUNT RETURN YARDS

### Most Seasons Leading League

- Leslie "Speedy" Duncan, 1965

### Most, Career

- 2,388 Mike Fuller, 1975-80  
1,651 Leslie "Speedy" Duncan, 1964-70  
1,407 Darrien Gordon, 1993-96

### Most, Season

- 537 Darrien Gordon, 1996  
489 Eric Metcalf, 1997  
475 Darrien Gordon, 1994

### Most, Game

- 168 Eric Metcalf, Nov. 2, 1997 at Cincinnati  
136 Mike Fuller, Nov. 21, 1976 at Buffalo  
133 Andre Coleman, Sept. 17, 1995 at Philadelphia

### Longest Return

- 95t Leslie "Speedy" Duncan, Nov. 24, 1968 vs. NYJ  
90t Darrien Gordon, Sept. 25, 1994 at L.A. Raiders  
88t Andre Coleman, Sept. 17, 1995 at Philadelphia  
Mike Fuller, Oct. 9, 1977 at New Orleans

## PUNT RETURN AVERAGE

### Most Seasons Leading League (min. 20 ret.)

- 1 Derius Davis, 2023
- Ron Smith, 1973
- Leslie "Speedy" Duncan, 1965

### Highest, Career (minimum 50 ret.)

- 13.7 Darrien Gordon, 1993-96
- 12.0 Leslie "Speedy" Duncan, 1964-70
- 11.3 Mike Fuller, 1975-80

### Highest, Season (minimum 20 ret.)

- 16.0 Derius Davis, 2023
- 15.5 Leslie "Speedy" Duncan, 1965
- 14.9 Darrien Gordon, 1996

## PUNT RETURN TOUCHDOWNS

### Most Seasons Leading League

- 2 Leslie "Speedy" Duncan, 1965, 1966
- 1 Derius Davis, 2023
- Desmond King, 2018
- Eric Metcalf, 1997
- Andre Coleman, 1995
- Darrien Gordon, 1994
- Nate Lewis, 1990
- Kitrick Taylor, 1990
- Ron Smith, 1973

### Most, Career

- 4 Leslie "Speedy" Duncan, 1964-70
- 3 Eric Metcalf, 1997
- Darrien Gordon, 1993-96
- 2 (5x) Last: Desmond King, 2017-19

### Most, Season

- 3 Eric Metcalf, 1997
- 2 (3x) Last: Darrien Gordon, 1994
- 1 (20x) Last: Derius Davis, 2023

### Most, Game

- 2\* Eric Metcalf, Nov. 2, 1997 at Cincinnati
- 1 (26x) Last: Derius Davis, Nov. 6, 2023 at NYJ

## PUNT RETURNS

### Most, Career

- 212 Mike Fuller, 1975-80
- 138 Leslie "Speedy" Duncan, 1964-70
- 124 Lionel James, 1984-88

### Most, Season

- 46 Mike Fuller, 1979
- 45 Eric Metcalf, 1997
- 39 Mike Fuller, 1978

### Most, Game

- 8 (4x) Last: Leon Johnson, Dec. 7, 2003 at Det.
- 7 (4x) Last: M.Fuller, Dec. 17, 1978 at Hou. Oilers
- 6 (9x) Last: J.Herndon, Dec. 20, 2015 vs. Mia.

### Most Fair Catches, Season

- 29 Derius Davis, 2023
- 25 Travis Benjamin, 2017
- 24 Kenny Graham, 1969

### Most Fair Catches, Game

- 6 Derius Davis, Dec. 10, 2023 vs. Denver
- Phil McConkey, Dec. 17, 1989 at Kansas City
- 5 Travis Benjamin, Oct. 22, 2017 vs. Denver
- Jeff Graham, Sept. 3, 2000 at Oakland
- Kenny Graham, Oct. 4, 1969 vs. Cincinnati

## KICKOFF RETURN YARDS

### Most Seasons Leading League

- 1 Ronney Jenkins, 2001
- Lionel James, 1984
- James Brooks, 1982

### Most, Career

- 6,469 Darren Sproles, 2005-10
- 3,997 Ronney Jenkins, 2000-02
- 3,914 Andre Coleman, 1994-96

### Most, Season

- 1,541 Ronney Jenkins, 2001
- 1,531 Ronney Jenkins, 2000
- 1,528 Darren Sproles, 2005

### Most, Game

- 250 Ronney Jenkins, Nov. 18, 2001 at Oakland
- 221 Ronney Jenkins, Sept. 10, 2000 vs. N.O.
- 215 Richard Goodman, Jan. 1, 2012 at Oakland

### Longest Return

- 105t Richard Goodman, Jan. 1, 2012 at Oakland
- 103t Darren Sproles, Sept. 14, 2008 at Denver
- Keith Lincoln, Sept. 16, 1962 vs. Titans of N.Y.
- 101t Andre Roberts, Jan. 2, 2022 vs. Denver

## KICKOFF RETURN AVERAGE

### Most Seasons Leading League (min. 10 ret.)

- 1 Jimmy Warren, 1964

### Highest, Career (minimum 75 ret.)

- 25.3 Leslie "Speedy" Duncan, 1964-70
- 25.1 Darren Sproles, 2005-10
- 24.2 Ronney Jenkins, 2000-02

### Highest, Season (minimum 10 ret.)

- 32.8 Andre Roberts, 2021
- 29.7 Antonio Cromartie, 2006
- 28.9 Nasir Adderley, 2020

## KICKOFF RETURN TOUCHDOWNS

### Most Seasons Leading League

- 2 Anthony Miller, 1988, 1989
- 1 Richard Goodman, 2011
- Ronney Jenkins, 2001
- Andre Coleman, 1995
- Nate Lewis, 1991
- Jamie Holland, 1988
- Keith Lincoln, 1962

### Most, Career

- 4 Andre Coleman, 1994-96
- 3 Ronney Jenkins, 2000-02
- 2 Darren Sproles, 2005-10
- Anthony Miller, 1988-93

### Most, Season

- 2 Ronney Jenkins, 2001
- Andre Coleman, 1995
- Andre Coleman, 1994
- 1 (14x) Last: Andre Roberts, 2021

### Most, Game

- 1 (20x) Last: A.Roberts, Jan. 2, 2022 vs. Den.

## KICKOFF RETURNS

### Most Seasons Leading League

- 1 Lionel James, 1984
- James Brooks, 1982

### Most, Career

- 258 Darren Sproles, 2005-10
- 166 Andre Coleman, 1994-96
- 165 Ronney Jenkins, 2000-02

### Most, Season

- 67 Ronney Jenkins, 2000
- 63 Darren Sproles, 2005
- 62 Andre Coleman, 1995

### Most, Game

- 8 (5x) Last: Darren Sproles, Oct. 26, 2008 at N.O. in London
- 7 (13x) Last: D.Sproles, Oct. 19, 2009 vs. Den.
- 6 (36x) Last: R.Goodman, Jan. 1, 2012 at Oak.

## COMBINED KICK & PUNT RETURN YARDS

### Most Seasons Leading League

- 1 James Brooks, 1982
- Leslie "Speedy" Duncan, 1965

### Most, Career

- 7,404 Darren Sproles, 2005-10
- 5,037 Leslie "Speedy" Duncan, 1964-70
- 4,240 Andre Coleman, 1994-96

### Most, Season

- 1,737 Andre Coleman, 1995
- 1,636 Darren Sproles, 2005
- 1,625 Darren Sproles, 2008

## COMBINED KICK & PUNT RETURNS

### Most Seasons Leading League

- 1 Leslie "Speedy" Duncan, 1965

### Most, Career

- 372 Darren Sproles, 2005-10
- 289 Mike Fuller, 1975-80
- 272 Leslie "Speedy" Duncan, 1964-70

### Most, Season

- 90 Andre Coleman, 1995
- 81 Darren Sproles, 2005
- 80 Darren Sproles, 2009

## SERVICE

### Most Seasons

- 17 David Binn, 1994-2010
- 16 Philip Rivers, 2004-19
- Antonio Gates, 2003-18
- 15 Dan Fouts, 1973-87
- Russ Washington, 1968-82
- 14 Don Macek, 1976-89
- Doug Wilkerson, 1971-84

### Most Games

- 256 David Binn, 1994-10
- 236 Antonio Gates, 2003-18
- 228 Philip Rivers, 2004-19
- 200 Junior Seau, 1990-2002
- Russ Washington, 1968-82

### Most Consecutive Games

- 225 Philip Rivers, 2005-19
- 179 David Binn, 1994-10
- 178 Russ Washington, 1968-80

### Most Consecutive Starts

- 224 Philip Rivers, 2006-19
- 148 Russ Washington, 1970-80
- 140 Walt Sweeney, 1964-73

# TEAM RECORDS

\*NFL Record | †strike-shortened 1982 season

## GAMES WON

### Most, Season

- 14 2006
- 13 2009
- 12 1961, 1979, 2004, 2018

### Fewest, Season

- 1 2000
- 2 1973, 1975
- 4 1962, 1972, 1986, 1991, 1997, 2003, 2015

### Most Consecutive

- 15 Nov. 27, 1960-Dec. 3, 1961
- 11 (3x) Last: Oct. 25, 2009-Jan. 3, 2010
- 8 (7x) Last: Oct. 25, 2004-Dec. 13, 2004

### Most Consecutive at Home

- 10 Nov. 5, 1978-Nov. 25, 1979
- 9 (3x) Last: Sept. 17, 2006-Sept. 9, 2007
- 8 (4x) Last: Sept. 17, 2006-Dec. 31, 2006

### Most Consecutive on Road

- 11 Oct. 2, 1960-Nov. 12, 1961
- 6 (4x) Last: Oct. 14, 2018 -Dec. 30, 2018
- 5 (5x) Last: Oct. 14, 2018 -Dec. 13, 2018

### Most Consecutive at Start of Season

- 11 1961
- 6 1994
- 4 1966, 1980, 2002

## GAMES LOST

### Most, Season

- 15 2000
- 12 1975, 1986, 1991, 1997, 2003, 2015, 2023
- 11 1973, 1998, 2001, 2016, 2019

### Fewest, Season

- 2 1961, 1965, 2006
- 3 2009, 1963, 1982†
- 4 1960, 1979, 2004, 2018

### Most Consecutive

- 11 (2x) Last: Sept. 3, 2000-Nov. 19, 2000
- 9 (5x) Last: Dec. 4, 2016-Oct. 1, 2017
- 8 (9x) Last: Dec. 4, 2016-Sept. 24, 2017

### Most Consecutive at Home

- 7 Nov. 13, 2016-Oct. 1, 2017
- 6 (2x) Last: Nov. 13, 2016-Sept. 24, 2017
- 5 (11x) Last: Nov. 12, 2023-Jan. 7, 2024

### Most Consecutive on Road

- 11 Oct. 6, 1985-Oct. 26, 1986
- 8 (4x) Last: Sept. 3, 2000-Dec. 17, 2000
- 7 (7x) Last: Nov. 10, 2002-Oct. 5, 2003

### Most Consecutive on Road w/o Victory (Ties incl.)

- 14 Nov. 22, 1970-Nov. 19, 1972

## POINTS

### Most Seasons Leading League

- 6 1963, 1965, 1981, 1982, 1985, 2006

### Most, Season

- 492 2006
- 478 1981
- 474 2021

### Most, Game

- 58 Dec. 22, 1963 vs. Denver
- 55 Nov. 22, 1981 at Oakland  
Oct. 20, 1968 vs. Denver
- 54 Nov. 19, 2017 vs. Buffalo

### Most Game, Both Teams

- 98 Dec. 8, 1985 vs. Pittsburgh
- 93 Dec. 18, 1960 vs. Titans of New York
- 90 Nov. 12, 2006 at Cincinnati

### Most, Half

- 42 Nov. 12, 2006 at Cincinnati (2nd half)
- 41 Nov. 5, 1961 vs. Titans of N.Y. (2nd half)
- 37 Nov. 19, 2017 vs. Buffalo (1st half)

### Most, Quarter

- 28 Nov. 25, 2018 vs. Arizona (2nd quarter)  
Nov. 15, 1964 at K.C. (2nd quarter)  
Nov. 5, 1961 vs. Titans of N.Y. (3rd quarter)  
Sept. 24, 1961 vs. Houston Oilers (2nd quarter)

### Most, Quarter, Both Teams

- 41 Nov. 21, 2021 vs. Pittsburgh (4th quarter)  
Oct. 10, 2021 vs. Cleveland (4th quarter)
- 38 Dec. 26, 2021 at Houston (4th quarter)  
Sept. 14, 2008 at Denver (2nd quarter)  
Oct. 19, 1986 at Kansas City (2nd quarter)  
Oct. 6, 1963 at Denver (2nd quarter)  
Oct. 7, 1961 at Boston (2nd quarter)

### Fewest, Season

- 188 1973
- 189 1975
- 212 1974

### Fewest, Game

- 0 (29x) Last: Dec. 6, 2020 vs. New England

### Most Consecutive Games Not Shutout

- 240 Nov. 7, 1999-Nov. 2, 2014
- 114 Oct. 4, 1992-Oct. 24, 1999
- 105 Sept. 7, 1962-Oct. 26, 1969
- 98 Nov. 16, 2014-Nov. 29, 2020

## TOUCHDOWNS

### Most Seasons Leading League

- 6 1963, 1979, 1981, 1982, 1985, 2006

### Most, Season

- 61 1981
- 60 1985
- 59 2006

### Most, Game

- 8 Dec. 8, 1985 vs. Pittsburgh  
Nov. 22, 1981 at Oakland
- 7 (9x) Last: Oct. 10, 2021 vs. Cleveland
- 6 (37x) Last: Dec. 8, 2019 at Jacksonville

### Fewest, Season

- 22 1973, 1975
- 23 1998
- 25 1977, 1999

## POINTS AFTER TOUCHDOWN

### Most Seasons Leading League

- 5 1965, 1981, 1982, 1985, 2006

### Most, Season

- 58 2006
- 55 1981
- 54 2004

### Most, Game

- 7 (7x) Last: Dec. 28, 2008 vs. Denver
- 6 (30x) Last: Dec. 8, 2019 at Jacksonville
- 5 (54x) Last: Nov. 12, 2023 vs. Detroit

### Fewest, Season

- 19 1973, 1998
- 20 1975
- 21 1977

## TWO-POINT CONVERSIONS

### Most Seasons Leading League

- 4 2008, 2010, 2018, 2021

### Most, Season

- 7 2021
- 6 2018
- 3 1994

### Most, Game (since 1994)

- 2 Dec. 2, 2018 at Pittsburgh  
Sept. 9, 2018 vs. Kansas City  
Oct. 25, 2015 vs. Oakland
- 1 (40x) Last: Dec. 1, 2024 at Atlanta

### Most Attempts, Season

- 11 2021
- 8 2018
- 7 1994

### Most Attempts, Game (since 1994)

- 3 Dec. 26, 2021 at Houston  
Sept. 9, 2018 vs. Kansas City  
Sept. 4, 1994 at Denver
- 2 (6x) Last: Oct. 10, 2021 vs. Cleveland
- 1 (52x) Last: Dec. 1, 2024 at Atlanta

## FIELD GOALS

### Most Seasons Leading League

- 2 1994, 2009

### Most, Season

- 34 1994, 2013
- 32 2009
- 31 1993, 1999, 2022, 2023

### Most, Game

- 6 (3x) Last: Oct. 5, 1997 at Oakland
- 5 (13x) Last: Oct. 21, 2024 at Arizona
- 4 (39x) Last: Jan. 7, 2024 vs. Kansas City

### Most Attempts, Season

- 43 2001
- 40 1993
- 38 1994

### Most Attempts, Game

- 7 Oct. 8, 1966 at N.Y. Jets
- 6 (6x) Last: Nov. 19, 2017 vs. Buffalo
- 5 (29x) Last: Oct. 21, 2024 at Arizona

### Most, Game, Both Teams

- 9 Sept. 29, 1996 vs. Kansas City
- 8 Nov. 3, 1996 at Indianapolis  
Nov. 9, 1975 vs. New England
- 7 (17x) Last: Oct. 17, 2022 vs. Denver (OT)

### Most Attempts, Game, Both Teams

- 10 (4x) Last: Dec. 12, 1999 vs. Seattle
- 9 (3x) Last: Dec. 1, 2002 vs. Denver
- 8 (24x) Last: Dec. 31, 2023 at Denver

### Fewest Made, Season

- 6 1974
- 10 1976
- 12 1964, 1970, 1973, 1975

### Fewest Attempts, Season

- 16 1974
- 19 1970
- 20 1962, 1976, 1988, 2003

## FIRST DOWNS

### Most Seasons Leading League (Total)

7 1965, 1969, 1980, 1981, 1982, 1983, 1985

### Most, Season

401 2021  
380 1985  
379 1981

### Most, Game

35 Oct. 19, 1986 at Kansas City  
34 Nov. 18, 1984 vs. Miami (OT)  
Dec. 20, 1982 vs. Cincinnati  
33 Nov. 21, 2021 vs. Pittsburgh  
Sept. 9, 2018 vs. Kansas City  
Sept. 15, 2013 at Philadelphia  
Oct. 31, 2004 vs. Oakland

### Most, Game, Both Teams

62 Sept. 15, 1985 vs. Seattle  
60 Sept. 10, 2023 vs. Miami  
58 Dec. 29, 2002 vs. Seattle (OT)  
Sept. 22, 1985 at Cincinnati  
Nov. 18, 1984 vs. Miami (OT)

### Fewest, Season

198 1973, 1975  
208 1961  
217 1962

### Fewest, Game

3 Nov. 30, 1975 at Denver (OT)  
5 Nov. 16, 2003 at Denver  
Oct. 5, 1970 vs. Oakland  
6 Dec. 24, 2000 vs. Pittsburgh  
Nov. 22, 1987 at Seattle

### Most Seasons Leading League (Rushing)

3 1963, 1965, 2006

### Most by Rushing, Season

137 2006  
131 2004  
127 1965, 1981

### Most by Rushing, Game

19 Nov. 27, 1960 vs. Oakland  
18 Oct. 3, 1965 vs. Houston Oilers  
17 (4x) Last: Sept. 10, 2023 vs. Miami

### Fewest by Rushing, Game

0 Dec. 5, 2010 vs. Oakland  
Nov. 14, 1999 at Oakland  
1 (18x) Last: Oct. 29, 2023 vs. Chicago  
2 (54x) Last: Oct. 16, 2023 vs. Dallas

### Most Seasons Leading League (Passing)

7 1968, 1971, 1980, 1981, 1982, 1983, 1985

### Most by Passing, Season

259 1985  
256 2021  
244 1980

### Most by Passing, Game

27 Sept. 15, 1985 vs. Seattle  
26 Oct. 18, 2015 at Green Bay  
23 Dec. 20, 1982 vs. Cincinnati  
Oct. 19, 1980 vs. N.Y. Giants

### Fewest by Passing, Season

89 1975  
93 1973  
110 1961

### Fewest by Passing, Game

0 Sept. 20, 1998 at Kansas City  
1 Nov. 30, 1975 at Denver (OT)  
2 (3x) Last: Nov. 16, 2003 at Denver

### Most Seasons Leading League (Penalty)

2 1960, 1970

### Most by Penalty, Season

39 2013, 2019  
37 2004, 2014  
36 2016, 2020

### Most by Penalty, Game

7 Oct. 17, 2022 vs. Denver (OT)  
Nov. 13, 2016 vs. Tennessee  
Nov. 15, 1998 vs. Baltimore  
Nov. 30, 1997 vs. Denver  
6 (5x) Last: Nov. 30, 2014 at Baltimore  
5 (23x) Last: Nov. 21, 2021 vs. Pittsburgh

### Fewest by Penalty, Season

11 1975  
12 1964  
13 1968

## NET YARDS GAINED

### Most Seasons Leading League

8 1963, 1965, 1980, 1981, 1982, 1983, 1985, 2010

### Most, Season

6,744 1981  
6,634 2021  
6,535 1985

### Most, Game

661 Dec. 20, 1982 vs. Cincinnati  
593 Nov. 10, 1985 vs. L.A. Raiders  
581 Oct. 20, 1968 vs. Denver

### Most, Game, Both Teams

1,102 Dec. 20, 1982 vs. Cincinnati  
1,057 Oct. 20, 1968 vs. Denver  
1,050 Sept. 15, 2013 at Philadelphia

### Fewest, Season

3,411 1975  
3,622 1973  
3,953 1970

### Fewest, Game

70 Nov. 2, 1969 at Denver  
93 Oct. 5, 1975 vs. Oakland  
96 Nov. 16, 2003 at Denver

### Most Total Offensive Plays, Season

1,154 1984, 2022  
1,135 1980  
1,129 1981

### Fewest Total Offensive Plays, Season

617 1982<sup>†</sup>  
753 1963  
759 1964

## RUSHING

### Most Seasons Leading League (Attempts)

1 1965

### Most Attempts, Season

590 1978  
525 2004  
522 2006

### Most Attempts, Game

58 Nov. 20, 1977 vs. Oakland  
53 Dec. 16, 2007 vs. Detroit  
Sept. 10, 1978 vs. Oakland  
Dec. 3, 1972 vs. Oakland  
52 Nov. 27, 1960 vs. Oakland

### Fewest Attempts, Season

267 1982<sup>†</sup>  
351 2000  
361 1966

### Most Seasons Leading League (Yards)

2 1963, 1965

### Most Yards, Season

2,578 2006  
2,257 1990  
2,248 1991

### Most Yards, Game

289 Dec. 28, 2008 vs. Denver  
287 Oct. 13, 1963 vs. N.Y. Jets  
274 Dec. 16, 2007 vs. Detroit

### Fewest Yards, Game

2 Dec. 17, 1961 vs. Boston  
3 Nov. 19, 1961 vs. Dallas Texans  
11 Nov. 20, 1960 vs. Buffalo

### Most Seasons Leading League (Touchdowns)

4 1961, 1981, 1982, 2006

### Most Touchdowns, Season

32 2006  
26 1981  
25 1979

### Fewest Touchdowns, Season

4 2012, 2015  
5 1997  
6 2014

### Most Touchdowns, Game

5 (4x) Last: Dec. 28, 2008 vs. Denver  
4 (22x) Last: Dec. 25, 2009 at Tennessee  
3 (49x) Last: Sept. 10, 2023 vs. Miami

## RUSHING AVERAGE

### Most Seasons Leading League

6 1960, 1963, 1965, 1969, 1991, 2003

### Most, Season

5.6 1963  
5.1 2003  
4.9 2006

### Highest, Game

8.52 Dec. 24, 1967 vs. N.Y. Jets  
8.44 Dec. 22, 1963 vs. Denver  
8.26 Nov. 5, 2006 vs. Cleveland

## PASSING

### Most Seasons Leading League (Attempts)

3 1968, 1984, 1985

### Most Attempts, Season

711 2022

674 2021

667 2015

### Most Attempts, Game

65 Oct. 18, 2015 at Green Bay

Oct. 19, 1986 at Kansas City

64 Jan. 9, 2022 at Las Vegas (OT)

58 Oct. 25, 2015 vs. Oakland

Dec. 22, 1985 at Kansas City

### Fewest Attempts, Season

337 1975

338 1982<sup>†</sup>

349 1974

### Fewest Attempts, Game

6 Dec. 19, 2004 at Cleveland

10 Dec. 18, 1988 vs. Kansas City

11 (2x) Last: Oct. 28, 2007 vs. Houston

### Most Seasons Leading League (Completions)

3 1983, 1984, 1985

### Most Completions, Season

485 2022

443 2021

442 2015

### Most Completions, Game

43 Oct. 18, 2015 at Green Bay

41 Sept. 24, 2023 at Minnesota

39 Dec. 11, 2022 vs. Miami

### Fewest Completions, Game

1 at Kansas City Sept. 20, 1998

3 vs. Oakland Oct. 5, 1975

4 at Cleveland Dec. 19, 2004

vs. Kansas City Nov. 2, 1986

### Most Seasons Leading League (Net Yards)

11 1965, 1968, 1971, 1978, 1979, 1980, 1981, 1982,  
1983, 1985, 2017

### Most Net Yards Gained, Season

4,870 1985

4,800 2021

4,739 1981

### Most Net Yards Gained, Game

494 Sept. 15, 1985 vs. Seattle

488 Oct. 18, 2015 at Green Bay

486 Dec. 20, 1982 vs. Cincinnati

### Fewest Net Yards Gained, Season

1,610 1975

1,808 1973

2,244 1977

### Fewest Net Yards Gained, Game

-22 Oct. 5, 1975 vs. Oakland

-19 Sept. 20, 1998 at Kansas City

7 Sept. 16, 1973 at Washington

## Most Seasons Leading League (Touchdowns)

5 1971, 1981, 1982, 1985, 2008

### Most Touchdowns, Season

38 2021

37 1985

34 1981, 2008

### Fewest Touchdowns, Season

7 1975

9 1973

11 1977, 1988, 1998

### Most Touchdowns, Game

7\* Nov. 22, 1981 at Oakland

5 (9x) Last: Oct. 31, 2004 vs. Oakland

4 (35x) Last: Nov. 12, 2023 vs. Detroit

### Most Seasons Leading League (Fewest INTs)

2 1966, 2004

### Most Had Intercepted, Season

34 1962, 1998

33 1968, 1983, 1986

30 1964, 1973, 1978, 1985, 2000

### Most Had Intercepted, Game

7 Dec. 13, 1998 at Seattle

Dec. 8, 1968 vs. Kansas City

6 (6x) Last: Oct. 24, 1999 vs. Green Bay

5 (14x) Last: Dec. 27, 1987 at Denver

### Fewest Had Intercepted, Season

8 2004, 2023

9 2006

10 2009, 2020, 2022

## SACKED ATTEMPTING TO PASS

### Most Seasons Leading League (Least Sacked)

5 1963, 1964, 1967, 1968, 2017

### Most Times, Season

57 1970

53 2000

51 1997

### Fewest Times, Season

11 1967

12 1982<sup>†</sup>

18 1968, 2017

### Most Times Sacked Opponent, Season

62 1986

61 2006

60 1980

### Most Times Sacked Opponent, Game

11 Dec. 23, 2012 at N.Y. Jets

Nov. 16, 1986 vs. Dallas

10 Sept. 24, 1978 vs. Green Bay

9 (5x) Last: Dec. 24, 2016 at Cleveland

## INTERCEPTIONS

### Most Seasons Leading League (Interceptions)

3 1961, 2007, 2016

### Most, Season

49\* 1961

31 1969

30 1964, 2007

### Most, Game

6 (6x) Last: Nov. 11, 2007 vs. Indianapolis

5 (9x) Last: Nov. 19, 2017 vs. Buffalo

4 (31x) Last: Dec. 1, 2024 at Atlanta

### Most, Game, Both Teams

10 Dec. 13, 1998 at Seattle

9 Sept. 21, 1980 at Denver

Nov. 1, 1964 at Oakland

8 (11x) Last: Nov. 11, 2007 vs. Indianapolis

### Fewest, Season

7 2014

9 1970, 2023

10 2005

### Most Consecutive Games

46\* 1960-63

### Most Seasons Leading League (Return Yards)

2 1961, 1964

### Most Yards Returned, Season

929\* 1961

562 1979

499 1984

### Most Yards Returned, Game

194 Sept. 24, 1961 vs. Houston Oilers

174 Oct. 29, 1961 vs. Denver

171 Nov. 18, 1979 vs. Pittsburgh

### Fewest Yards Returned, Season

31 2023

65 2014

90 1970

### Most Seasons Leading League (Return TDs)

1 1961

### Most Touchdowns by Returns, Season

9\* 1961

5 2012

4 1984, 2000

### Most Touchdowns by Returns, Game

2 Nov. 28, 2010 at Indianapolis

Oct. 29, 1961 vs. Denver

1 (94x) Last: Dec. 1, 2024 at Atlanta

## PUNTS

### Most, Season

95 1998  
92 2000  
90 1997

### Most, Game

11 (5x) Last: Oct. 11, 1998 at Oakland  
10 (11x) Last: Nov. 12, 2017 at Jacksonville  
9 (12x) Last: Dec. 24, 2017 at N.Y. Jets

### Fewest, Season

23 1982<sup>†</sup>  
45 1972  
47 2011

### Fewest, Game

0 (8x) Last: Sept. 19, 2021 vs. Dallas  
1 (38x) Last: Oct. 9, 2022 at Cleveland  
2 (85x) Last: Oct. 21, 2024 at Arizona

### Fewest, Game, Both Teams

1 (3x) Last: Sept. 19, 2021 vs. Dallas  
2 (9x) Last: Dec. 16, 2021 vs. Kansas City  
3 (18x) Last: Nov. 12, 2023 vs. Detroit

## PUNT YARDS

### Most Seasons Leading League (Yards)

1 1962

### Most, Season

4,248 2000  
4,174 1998  
3,972 1997

### Most, Game

522 Oct. 11, 1998 at Oakland  
493 Nov. 18, 2012 at Denver  
492 Nov. 10, 1974 at Kansas City

### Fewest, Season

868 1982<sup>†</sup>  
1,813 1972  
2,123 2021

### Most Seasons Leading League (Average)

4 1960, 1969, 1987, 2000

### Highest Average, Season

48.1 2017  
47.5 2011  
47.3 2024  
47.0 2019

### Lowest Average, Season

36.3 1978  
36.5 1979  
36.8 1975

## PUNT RETURNS

### Most Seasons Leading League (Returns)

1 1965

### Most, Season

57 1978  
52 1979  
49 2003

### Most, Game

8 (4x) Last: Dec. 7, 2003 at Detroit  
7 (7x) Last: Dec. 7, 1978 at Houston  
6 (13x) Last: Dec. 20, 2015 vs. Miami

### Fewest, Season

12 1982<sup>†</sup>  
18 2021  
20 2015

### Most Seasons Leading League (Fair Catches)

3 1968, 1969, 1991

### Most Fair Catches, Season

32 1969  
29 2023  
26 2015, 2017, 2024

### Most Fair Catches, Game

6 (3x) Last: Dec. 10, 2023 vs. Denver  
5 (3x) Last: Sept. 3, 2000 at Oakland  
4 (15x) Last: Oct. 27, 2024 vs. New Orleans

### Fewest Fair Catches, Season

0 1960, 1961, 1962, 1963, 1964, 1965, 1975  
1 1976  
3 1977

## PUNT RETURN YARDS

### Most Seasons Leading League (Return Yards)

1 1965

### Most, Season

590 1978  
559 1996  
542 1998

### Most, Game

168 Nov. 2, 1997 at Cincinnati  
151 Sept. 20, 1965 vs. Kansas City  
139 Nov. 5, 1961 vs. Titans of N.Y.

### Fewest, Season

84 2015  
100 2020  
107 2021

### Most Seasons Leading League (Average)

3 1965, 1966, 1973

### Highest Average, Season

16.0 2023  
15.5 1961  
14.7 1996

### Lowest Average, Season

4.2 2015  
5.4 2019  
5.6 1970, 2020

## PUNT RETURN TOUCHDOWNS

### Most Seasons Leading League

8 1965, 1973, 1990, 1994, 1995, 1997, 2018, 2023

### Most, Season

3 1997  
2 1965, 1973, 1990, 1994  
1 (17x) Last: 2023

### Most, Game

2<sup>†</sup> Nov. 2, 1997 at Cincinnati  
1 (26x) Last: Nov. 6, 2023 at N.Y. Jets

## KICKOFF RETURNS

### Most Seasons Leading League

2 1982, 2003

### Most, Season

84 2003  
83 2000  
75 1997

### Most, Game

9 (7x) Last: Nov. 3, 2002 vs. N.Y. Jets  
8 (15x) Last: Oct. 26, 2008 at N.O. in London  
7 (51x) Last: Sept. 26, 2010 at Seattle

### Most, Game, Both Teams

17 Dec. 8, 1985 vs. Pittsburgh  
16 Dec. 18, 1960 vs. Titans of New York  
15 (3x) Last: Oct. 2, 1983 at N.Y. Giants

## KICKOFF RETURN YARDS

### Most Seasons Leading League (Return Yards)

1 1962

### Most, Season

1,804 2003  
1,792 2000  
1,716 2001

### Most, Game

269 Nov. 18, 2001 at Oakland  
242 Oct. 21, 1973 vs. Atlanta  
232 Dec. 13, 1964 vs. Kansas City

### Fewest, Season

390 2023  
474 2017  
508 2016

### Most Seasons Leading League (Average)

3 1988, 1990, 2001

### Highest Average, Season

30.7 2024  
26.0 2001  
25.6 2011  
25.5 2007

### Lowest Average, Season

16.5 1961  
17.5 1986  
18.0 1992

## KICKOFF RETURN TOUCHDOWNS

### Most Seasons Leading League

6 1988, 1989, 1991, 1995, 2001, 2011

### Most, Season

2 1988, 1994, 1995, 2001  
1 1962, 1985, 1989, 1991, 1997, 2000, 2004, 2007, 2008, 2011, 2012, 2021

### Most, Game

1 (20x) Last: Jan. 2, 2022 vs. Denver

## PENALTIES

### Most Seasons Leading League (Penalties)

4 1962, 1964, 1965, 1981

### Most, Season

137 1998  
129 1997  
128 1981

### Most, Game

19 Nov. 16, 1997 at Kansas City  
16 Nov. 15, 1998 vs. Baltimore  
15 Nov. 3, 1997 at Indianapolis

### Fewest, Season

63 1969  
64 1982<sup>†</sup>  
68 1966

### Fewest, Game

0 (5x) Last: Oct. 9, 2011 at Denver  
1 (31x) Last: Jan. 7, 2024 vs. Kansas City  
2 (41x) Last: Dec. 10, 2023 vs. Denver

### Most Seasons Leading League (Penalty Yards)

3 1960, 1961, 1966

### Most Yards, Season

1,229 1998  
1,101 1997  
1,039 1988

### Most Yards, Game

148 Oct. 13, 1963 vs. N.Y. Jets  
146 Nov. 15, 1998 vs. Baltimore  
Nov. 16, 1997 at Kansas City  
138 Nov. 16, 1981 at Seattle



## FUMBLES

### Most Seasons Leading League (Fewest Fumbles)

4 1963, 1966, 1993, 2021

### Most, Season

44 1985  
42 1983  
40 1972, 1973, 1980

### Most, Game

9 Sept. 24, 1978 vs. Green Bay  
7 Sept. 30, 1973 vs. Cincinnati  
6 (5x) Last: Dec. 13, 1987 vs. Pittsburgh

### Most by Opponent, Game

9 Nov. 15, 1964 at Kansas City  
7 (3x) Last: Sept. 9, 2001 vs. Washington  
6 (6x) Last: Dec. 9, 1995 vs. Arizona

### Most, Game, Both Teams

11 (3x) Last: Oct. 13, 1985 vs. Kansas City  
10 (5x) Last: Nov. 25, 1990 vs. Seattle  
9 (7x) Last: Sept. 9, 2001 vs. Washington

### Fewest, Season

10 2021  
13 1993  
14 2009, 2013

### Most Seasons Leading League (Fewest Lost Fum.)

5 1963, 1966, 1970, 1979, 1993

### Most Lost, Season

22 1980, 1981, 1983  
21 1973, 1978  
20 1972, 1987, 2000

### Most Lost, Game

6 Sept. 24, 1978 vs. Green Bay  
4 (11x) Last: Dec. 14, 2023 at Las Vegas  
3 (41x) Last: Nov. 26, 2023 vs. Baltimore

### Most Own Recovered, Season

25 1985  
21 1979  
20 1972, 1973, 1975, 1983

### Most Own Recovered, Game

5 (5x) Last: Dec. 26, 1999 vs. Oakland  
4 (7x) Last: Sept. 14, 2014 vs. Seattle  
3 (43x) Last: Nov. 6, 2023 at N.Y. Jets

### Fewest Own Recovered, Season

3 2021  
4 1963, 2013  
7 1989, 2009

### Most Opponents Recovered, Season

22 1986  
18 1973, 1979, 1980, 1981, 2007  
17 1960, 1961, 1963, 1983, 1984

### Fewest Opponents Recovered, Season

3 2019  
4 2011  
5 1963

## POINTS ALLOWED

### Most Seasons Leading League (Fewest Points)

2 1961, 1963

### Most, Season

462 1983  
459 2021  
441 2003

### Most, Game

63 Dec. 14, 2023 at Las Vegas  
57 Oct. 1, 2000 at St. Louis  
52 Nov. 25, 1984 at Pittsburgh

### Most, Quarter

31 Dec. 8, 1963 at Oakland (4th quarter)  
30 Nov. 20, 1983 at St. Louis Cardinals (2nd quarter)  
28 (5x) Last: Nov. 28, 1999 at Min. (2nd quarter)

### Fewest, Season

205 1977  
219 1961  
221 1982<sup>†</sup>

### Fewest, Game

0 (19x) Last: Dec. 3, 2023 at New England  
3 (18x) Last: Sept. 15, 2024 at Carolina  
6 (20x) Last: Nov. 6, 2023 at N.Y. Jets

## FIRST DOWNS ALLOWED

### Most Seasons Leading League (Fewest Total)

1 2010

### Most, Season

383 2021  
365 1981  
364 1985

### Most, Game

34 Sept. 14, 2008 at Denver  
Dec. 29, 2002 vs. Seattle  
Nov. 19, 2000 at Denver

33 Sept. 26, 2021 at Kansas City  
Sept. 23, 2018 at L.A. Rams  
Nov. 23, 2003 vs. Cincinnati

32 Oct. 4, 2009 at Pittsburgh

### Fewest, Season

190 1965  
196 1982<sup>†</sup>  
224 1962

### Fewest, Game

5 Dec. 12, 2010 vs. Kansas City  
Sept. 19, 1976 at Tampa Bay  
6 Oct. 11, 1998 at Oakland  
Oct. 22, 1961 at Oakland  
7 (6x) Last: Sept. 15, 2024 at Carolina

### Most by Rushing, Season

154 1975  
144 2021  
143 1971

### Most by Rushing, Game

19 (3x) Last: Nov. 22, 1987 at Seattle  
17 Sept. 23, 1962 vs. Houston  
16 Oct. 16, 1977 vs. New England  
Dec. 18, 1966 vs. Kansas City

### Fewest by Rushing, Season

54 1965  
65 1982<sup>†</sup>  
71 1969

### Fewest by Rushing, Game

0 (5x) Last: Nov. 28, 2010 at Indianapolis  
1 (25x) Last: Sept. 8, 2024 vs. Las Vegas  
2 (47x) Last: Nov. 6, 2023 at N.Y. Jets

### Most Seasons Leading League (Fewest Passing)

1 2014

### Most by Passing, Season

218 1985  
216 1981  
213 2008

### Most by Passing, Game

24 Nov. 19, 2000 at Denver  
23 Sept. 10, 2023 vs. Miami  
Sept. 18, 2011 at New England  
22 (4x) Last: Nov. 15, 2009 vs. Philadelphia

### Fewest by Passing, Season

105 1977  
114 1971  
116 1965

### Fewest by Passing, Game

1 (3x) Last: Dec. 28, 2003 vs. Oakland  
2 (6x) Last: Dec. 19, 2004 at Cleveland  
3 (13x) Last: Sept. 15, 2024 at Carolina

### Most Seasons Leading League (Fewest Penalty)

1 1992

### Most by Penalty, Season

41 2000, 2004, 2014  
40 2021  
35 1981, 1997, 1998

### Most by Penalty, Game

7 Sept. 24, 2023 at Minnesota  
Nov. 5, 2006 vs. Cleveland  
6 (9x) Last: Sept. 24, 2017 vs. Kansas City  
5 (23x) Last: Jan. 9, 2022 at Las Vegas (OT)

### Fewest by Penalty, Season

12 1982<sup>†</sup>  
13 1969, 1992  
14 1976

## NET YARDS ALLOWED

### Most Seasons Leading League (Fewest Net Yards)

4 1961, 1965, 1998, 2010

### Most, Season

6,265 1985  
6,170 2023  
6,136 1981

### Most, Game

614 Oct. 1, 2000 at St. Louis  
591 Dec. 29, 2002 vs. Seattle  
553 Sept. 22, 1996 at Oakland

### Fewest, Season

3,253 1982<sup>†</sup>  
3,268 1965  
3,652 1977

### Fewest, Game

58 Oct. 22, 1961 at Oakland  
67 Dec. 12, 2010 vs. Kansas City  
99 Nov. 1, 1992 vs. Indianapolis

## RUSHING ALLOWED

### Most Seasons Leading League (Fewest Att.)

3 1965, 1979, 2004

### Most Attempts, Season

606 1975  
559 1973  
552 1983

### Most Attempts, Game

61 Oct. 25, 1981 at Chicago (OT)  
60 Nov. 30, 1975 at Denver (OT)  
59 Sept. 18, 1977 at Oakland

### Fewest Attempts, Season

230 1982<sup>†</sup>  
306 1965  
355 2004

### Fewest Attempts, Game

9 Dec. 16, 2007 vs. Detroit  
Sept. 7, 1986 vs. Miami  
10 (2x) Last: Sept. 16, 2012 vs. Tennessee  
11 (6x) Last: Nov. 3, 2019 vs. Green Bay

### Most Seasons Leading League (Fewest Yards)

3 1965, 1998, 2005

### Most Yards, Season

2,478 2022  
2,442 1975  
2,403 1966

### Most Yards, Game

378 Nov. 4, 2007 at Minnesota  
355 Dec. 20, 2014 at San Francisco  
328 Nov. 30, 1975 at Denver (OT)

### Fewest Yards, Season

961 1982<sup>†</sup>  
1,094 1965  
1,140 1998

### Fewest Yards, Game

2 Oct. 22, 1961 at Oakland  
11 Dec. 17, 2000 at Carolina  
13 Oct. 5, 1997 at Oakland

### Most Seasons Leading League (Fewest TDs)

2 1961, 1963

### Most Touchdowns, Season

26 1983  
25 1971, 1981, 1985  
23 1973, 1984

### Fewest Touchdowns, Season

7 1961, 1965  
8 1999, 2011  
10 (12x) Last: 2012

### Most Touchdowns, Game

5 Oct. 21, 1973 vs. Atlanta  
Sept. 18, 1960 at Houston  
4 (11x) Last: Nov. 3, 2013 at Washington  
3 (51x) Last: Nov. 12, 2023 vs. Detroit

## PASSING ALLOWED

### Most Seasons Leading League (Fewest Att.)

2 1966, 2019

### Most Attempts, Season

636 1996  
607 2002, 2004  
605 2008

### Most Attempts, Game

61 Sept. 20, 1987 vs. St. Louis  
58 (2x) Last: Oct. 3, 2004 vs. Tennessee  
57 (2x) Last: Sept. 22, 1996 at Oakland

### Fewest Attempts, Season

330 1977  
341 1973  
342 1982<sup>†</sup>

### Fewest Attempts, Game

7 Nov. 6, 1977 at Detroit  
12 (2x) Last: Dec. 10, 1972 at Denver  
13 (4x) Last: Oct. 4, 1987 at Cincinnati

### Most Seasons Leading League (Fewest Cmp.)

1 1966

### Most Completions, Season

411 2008  
389 2023  
375 2002

### Most Completions, Game

40 Dec. 20, 1982 vs. Cincinnati  
39 Oct. 3, 2004 vs. Tennessee  
37 Oct. 9, 1994 Kansas City

### Fewest Completions, Season

170 1966  
172 1977  
177 1973

### Fewest Completions, Game

3 Sept. 19, 1976 at Tampa Bay  
5 (5x) Last: Oct. 4, 1987 at Cincinnati  
6 (6x) Last: Dec. 28, 2003 vs. Oakland

### Most Seasons Leading League (Fewest Net Yds)

4 1961, 1964, 1965, 2010

### Most Net Yards, Season

4,311 1981  
4,295 2002  
4,293 1985

### Most Net Yards, Game

466 Sept. 10, 2023 vs. Miami  
453 Nov. 10, 2002 at St. Louis  
451 Oct. 1, 2000 at St. Louis

### Fewest Net Yards, Season

1,725 1977  
2,155 1966  
2,174 1965

### Fewest Net Yards, Game

-13 Oct. 4, 1987 at Cincinnati  
-4 Sept. 19, 1976 at Tampa Bay  
0 Dec. 28, 2003 vs. Oakland  
Dec. 6, 1970 vs. Cincinnati

### Most Seasons Leading League (Fewest TDs)

4 1963, 1965, 1966, 1979

### Most Touchdowns, Season

36 2003  
33 2000  
31 1997

### Most Touchdowns, Game

5 (9x) Last: Dec. 14, 2023 at Las Vegas  
4 (31x) Last: Oct. 22, 2023 at Kansas City  
3 (117x) Last: Nov. 17, 2024 vs. Cincinnati

### Fewest Touchdowns, Season

10 1982<sup>†</sup>  
11 1979  
13 1966, 1970, 1974

## PUNT RETURNS ALLOWED

### Most Seasons Leading League (Fewest Returns)

7 1960, 1963, 1966, 1967, 1968, 1982, 2004

### Most by Opponents, Season

56 1988  
51 1996, 2000  
49 1998

### Fewest by Opponents, Season

7 1982<sup>†</sup>  
16 1968  
17 1960, 1972

### Most Yards by Opponents, Season

722 2000  
612 1996  
601 1976

### Most Yards by Opponent, Game

160 Sept. 13, 2010 at Kansas City  
150 Dec. 27, 1987 at Denver  
145 Dec. 6, 2020 vs. New England

## KICKOFF RETURNS ALLOWED

### Most Seasons Leading League (Fewest Returns)

1 1975

### Most by Opponent, Season

90 2006  
88 1981  
87 2009

### Fewest by Opponent, Season

11 2023  
15 2022  
21 2016

### Most by Opponent, Game

10 (4x) Last: Dec. 16, 2007 vs. Detroit  
9 (7x) Last: Nov. 28, 2010 at Indianapolis  
8 (25x) Last: Nov. 24, 2013 at Kansas City

# CAREER TOP-10

## RUSHING YARDS

1. LaDainian Tomlinson, 2001-09	12,490
2. Paul Lowe, 1960-68	4,972
3. Austin Ekeler, 2017-23	4,355
4. Marion Butts, 1989-93	4,297
5. Melvin Gordon, 2015-19	4,240
6. Ryan Mathews, 2010-14	4,061
7. Natrone Means, 1993-95, 98-99	3,885
8. Chuck Muncie, 1980-84	3,309
9. Don Woods, 1974-80	2,858
10. Keith Lincoln, 1961-66, 68	2,698

## RUSHING TOUCHDOWNS

1. LaDainian Tomlinson, 2001-09	138
2. Chuck Muncie, 1980-84	43
3. Austin Ekeler, 2017-23	39
4. Paul Lowe, 1960-68	38
5. Melvin Gordon, 2015-19	36
6. Natrone Means, 1993-95, 98-99	34
7. Marion Butts, 1989-93	31
8. Ryan Mathews, 2010-14	23
9. Mike Tolbert, 2008-11	20
10. Tim Spencer, 1985-90	19

## RUSHING ATTEMPTS

1. LaDainian Tomlinson, 2001-09	2,880
2. Melvin Gordon, 2015-19	1,059
3. Marion Butts, 1989-93	1,031
4. Paul Lowe, 1960-68	1,015
5. Natrone Means, 1993-95, 98-99	1,013
6. Austin Ekeler, 2017-23	990
7. Ryan Mathews, 2010-14	923
8. Chuck Muncie, 1980-84	773
9. Don Woods, 1974-80	713
10. Keith Lincoln, 1961-66, 68	573

## TOTAL YARDS FROM SCRIMMAGE

1. LaDainian Tomlinson, 2001-09	16,445
2. Antonio Gates, 2003-18	11,841
3. Keenan Allen, 2013-23	10,643
4. Lance Alworth, 1962-70	9,721
5. Charlie Joiner, 1976-86	9,191
6. Austin Ekeler, 2017-23	8,239
7. Gary Garrison, 1966-76	7,562
8. Kellen Winslow, 1979-87	6,741
9. Wes Chandler, 1981-87	6,197
10. Melvin Gordon, 2015-19	6,113

## PASSING YARDS

1. Philip Rivers, 2004-19	59,271
2. Dan Fouts, 1973-87	43,040
3. John Hadl, 1962-72	26,938
4. Justin Herbert, 2020-24	19,774
5. Stan Humphries, 1992-97	16,085
6. Drew Brees, 2001-05	12,348
7. Jack Kemp, 1960-62	5,996
8. Doug Flutie, 2001-04	4,901
9. John Friesz, 1990-93	4,396
10. Jim Harbaugh, 1999-2000	4,177

## TOUCHDOWN PASSES

1. Philip Rivers, 2004-19	397
2. Dan Fouts, 1973-87	254
3. John Hadl, 1962-72	201
4. Justin Herbert, 2020-24	127
5. Stan Humphries, 1992-97	85
6. Drew Brees, 2001-05	80
7. Jack Kemp, 1960-62	37
8. Tobin Rote, 1963-64	29
9. Doug Flutie, 2001-04	25
10. Billy Joe Tolliver, 1989-90	21

## PASS ATTEMPTS

1. Philip Rivers, 2004-19	7,591
2. Dan Fouts, 1973-87	5,604
3. John Hadl, 1962-72	3,640
4. Justin Herbert, 2020-24	2,758
5. Stan Humphries, 1992-97	2,350
6. Drew Brees, 2001-05	1,809
7. Jack Kemp, 1960-62	815
8. John Friesz, 1990-93	747
9. Doug Flutie, 2001-04	737
10. Jim Harbaugh, 1999-2000	636

## PASS COMPLETIONS

1. Philip Rivers, 2004-19	4,908
2. Dan Fouts, 1973-87	3,297
3. John Hadl, 1962-72	1,824
4. Justin Herbert, 2020-24	1,826
5. Stan Humphries, 1992-97	1,335
6. Drew Brees, 2001-05	1,125
7. Doug Flutie, 2001-04	408
8. John Friesz, 1990-93	401
9. Jack Kemp, 1960-62	389
10. Jim Harbaugh, 1999-2000	372

## PASSES INTERCEPTED

1. Dan Fouts, 1973-87	242
2. John Hadl, 1962-72	211
3. Philip Rivers, 2004-19	198
4. Stan Humphries, 1992-97	73
5. Drew Brees, 2001-05	53
6. Jack Kemp, 1960-62	49
7. Justin Herbert, 2020-24	43
8. Ryan Leaf, 1998-2000	33
9. Tobin Rote, 1963-64	32
10. Craig Whelihan, 1995-98	29

## RECEIVING YARDS

1. Antonio Gates, 2003-18	11,841
2. Keenan Allen, 2013-23	10,530
3. Lance Alworth, 1962-70	9,584
4. Charlie Joiner, 1976-86	9,203
5. Gary Garrison, 1966-76	7,533
6. Kellen Winslow, 1979-87	6,741
7. Wes Chandler, 1981-87	6,132
8. Anthony Miller, 1988-93	5,582
9. Malcom Floyd, 2004-15	5,550
10. Mike Williams, 2017-23	4,806

## RECEIVING TOUCHDOWNS

1. Antonio Gates, 2003-18	116
2. Lance Alworth, 1962-70	81
3. Keenan Allen, 2013-23	59
4. Gary Garrison, 1966-76	58
5. Charlie Joiner, 1976-86	47
6. Kellen Winslow, 1979-87	45
7. Wes Chandler, 1981-87	41
8. Vincent Jackson, 2005-11	37
9. Anthony Miller, 1988-93	37
10. John Jefferson, 1978-80	36

## RECEPTIONS

1. Antonio Gates, 2003-18	955
2. Keenan Allen, 2013-23	904
3. Charlie Joiner, 1976-86	586
4. Kellen Winslow, 1979-87	541
5. LaDainian Tomlinson, 2001-09	530
6. Lance Alworth, 1962-70	493
7. Austin Ekeler, 2017-23	440
8. Gary Garrison, 1966-76	404
9. Ronnie Harmon, 1990-95	377
10. Anthony Miller, 1988-93	374

## QUARTERBACK SACKS

1. Leslie O'Neal, 1986, 1988-95	105.5
2. <b>Joey Bosa, 2016-24</b>	<b>70.0</b>
3. Shaun Phillips, 2004-12	69.5
4. Gary Johnson, 1975-84	67.0
5. Lee Williams, 1984-90	65.5
6. Fred Dean, 1975-81	53.5
7. Melvin Ingram, 2012-20	49.0
8. Junior Seau, 1990-2002	47.0
9. Raylee Johnson, 1993-2003	46.0
10. Shawne Merriman, 2005-09	43.5
Leroy Jones, 1976-83	43.5

## INTERCEPTIONS

1. Gill Byrd, 1983-92	42
2. Dick Harris, 1960-65	29
3. Rodney Harrison, 1994-2002	26
4. Kenny Graham, 1964-69	25
5. Mike Williams, 1975-82	24
6. Joe Beachamp, 1966-75	23
7. Quentin Jammer, 2002-12	21
Woodrowe Lowe, 1976-86	21
Bob Howard, 1967-74	21
Leslie "Speedy" Duncan, 1964-70	21

## INTERCEPTION RETURN YARDS

1. Gill Byrd, 1983-92	546
2. Charlie McNeil, 1960-64	502
3. Kenny Graham, 1964-69	477
4. Joe Beachamp, 1966-75	433
5. Dick Harris, 1960-65	413
6. Rodney Harrison, 1994-2002	345
7. Woodrowe Lowe, 1976-86	343
8. Darren Carrington, 1991-94	337
9. Leslie "Speedy" Duncan, 1964-70	322
10. Glen Edwards, 1978-81	309

## INTERCEPTION TOUCHDOWNS

1. Kenny Graham, 1964-69	5
Dick Harris, 1960-65	5
2. Woodrowe Lowe, 1976-86	4
4. Eric Weddle, 2007-13	3
Joe Beachamp, 1966-75	3
6. Desmond King, 2017-20	2
Shaun Phillips, 2004-12	2
Demorrio Williams, 2012	2
Antonio Cromartie, 2006-09	2
Clinton Hart, 2004-09	2
Donnie Edwards, 2002-06	2
Rodney Harrison, 1994-2002	2
Stanley Richard, 1991-94	2
Donald Frank, 1990-93	2
Gill Byrd, 1983-92	2
Gary Johnson, 1975-84	2
Leslie "Speedy" Duncan, 1964-70	2
Earl Faison, 1961-66	2
Charlie McNeil, 1960-64	2
Bob Laraba, 1960-61	2

## TOUCHDOWNS SCORED

1. LaDainian Tomlinson, 2001-09	153
2. Antonio Gates, 2003-18	116
3. Lance Alworth, 1962-70	83
4. Austin Ekeler, 2017-23	69
5. Keenan Allen, 2013-23	60
6. Gary Garrison, 1966-76	58
7. Melvin Gordon, 2015-19	47
Charlie Joiner, 1976-86	47
9. Paul Lowe, 1960-68	46
10. Kellen Winslow, 1979-87	45
Chuck Muncie, 1980-84	45

## POINTS SCORED

1. John Carney, 1990-2000.....	1,076
2. LaDainian Tomlinson, 2001-09 .....	918
3. Nate Kaeding, 2004-12.....	889
4. Rolf Benirschke, 1977-86.....	766
5. Antonio Gates, 2003-18.....	700
6. Nick Novak, 2011-14, 17.....	503
7. Lance Alworth, 1962-70.....	500
8. Austin Ekeler, 2017-23.....	418
9. Dennis Pardee, 1968-75.....	380
10. Keenan Allen, 2013-23.....	364

## FIELD GOALS

1. John Carney, 1990-2000.....	261
2. Nate Kaeding, 2004-12.....	180
3. Rolf Benirschke, 1977-86.....	146
4. Nick Novak, 2011-14, 17.....	110
5. <b>Cameron Dicker, 2022-24 .....</b>	<b>77</b>
6. Dennis Pardee, 1968-75.....	71
7. Michael Badgley, 2018-20.....	52
8. Josh Lambo, 2015-16.....	52
9. George Blair, 1961-64.....	50
10. Steve Christie, 2001-03.....	42

## FIELD GOAL ATTEMPTS

1. John Carney, 1990-2000.....	320
2. Rolf Benirschke, 1977-86.....	208
3. Nate Kaeding, 2004-12.....	207
4. Nick Novak, 2011-14, 17.....	130
5. Dennis Pardee, 1968-75.....	121
6. <b>Cameron Dicker, 2022-24 .....</b>	<b>82</b>
7. George Blair, 1961-64.....	80
8. Ray Wersching, 1973-76.....	68
9. Michael Badgley, 2018-20.....	65
10. Josh Lambo, 2015-16.....	64

## KICKOFF RETURN YARDS

1. Darren Sproles, 2005-10.....	6,469
2. Ronney Jenkins, 2000-02.....	3,997
3. Andre Coleman, 1994-96.....	3,914
4. Leslie "Speedy" Duncan, 1964-70.....	3,386
5. James Brooks, 1981-83.....	2,305
6. Kenny Bynum, 1997-2000.....	2,182
7. Lionel James, 1984-88.....	2,094
8. Nate Lewis, 1990-93.....	2,047
9. Artie Owens, 1976-79.....	1,998
10. Tim Dwight, 2001-04.....	1,876

## KICKOFF RETURN TOUCHDOWNS

1. Andre Coleman, 1994-96.....	4
2. Ronney Jenkins, 2000-02.....	3
3. Darren Sproles, 2005-10.....	2
4. Anthony Miller, 1988-93.....	2
5. Andre Roberts, 2021.....	1
Micheal Spurlock, 2012.....	1
Tim Dwight, 2001-04.....	1
Richard Goodman, 2010-11.....	1
Rodney Harrison, 1994-2002.....	1
Nate Lewis, 1990-93.....	1
Jamie Holland, 1987-89.....	1
Gary Anderson, 1985-88.....	1
Keith Lincoln, 1960-66.....	1

## KICKOFF RETURNS

1. Darren Sproles, 2005-10.....	258
2. Andre Coleman, 1994-96.....	166
3. Ronney Jenkins, 2000-02.....	165
4. Leslie "Speedy" Duncan, 1964-70.....	134
5. Kenny Bynum, 1997-2000.....	107
6. James Brooks, 1981-83.....	105
7. Lionel James, 1984-88.....	99
8. Nate Lewis, 1990-93.....	92
9. Artie Owens, 1976-79.....	88
10. Tim Dwight, 2001-04.....	80

## PUNT RETURN YARDS

1. Mike Fuller, 1975-80.....	2,388
2. Leslie "Speedy" Duncan, 1964-70.....	1,651
3. Darrien Gordon, 1993-94, 96.....	1,407
4. Lionel James, 1984-88.....	1,193
5. Darren Sproles, 2005-10.....	935
6. Eric Parker, 2002-06.....	881
7. <b>Derius Davis, 2023-24.....</b>	<b>575</b>
8. James Brooks, 1981-83.....	565
9. Tim Dwight, 2001-04.....	508
10. Eric Metcalf, 1997.....	489

## PUNT RETURN TOUCHDOWNS

1. Leslie "Speedy" Duncan, 1964-70.....	4
2. Eric Metcalf, 1997.....	3
Darrien Gordon, 1993-94, 96.....	3
4. Desmond King, 2017-20.....	2
Darren Sproles, 2005-10.....	2
Lionel James, 1984-88.....	2
Mike Fuller, 1975-80.....	2
Ron Smith, 1973.....	2
9. <b>Derius Davis, 2023-24.....</b>	<b>1</b>
Travis Benjamin, 2017-19.....	1
Micheal Spurlock, 2012.....	1
Tim Dwight, 2001-04.....	1
Andre Coleman, 1994-96.....	1
Nate Lewis, 1990-93.....	1
Kitrick Taylor, 1990-91.....	1
Keith Lincoln, 1961-68.....	1

## PUNT RETURNS

1. Mike Fuller, 1975-80.....	212
2. Leslie "Speedy" Duncan, 1964-70.....	138
3. Lionel James, 1984-88.....	124
4. Darren Sproles, 2005-10.....	114
5. Eric Parker, 2002-06.....	105
6. Darrien Gordon, 1993-94, 96.....	103
7. James Brooks, 1981-83.....	52
8. Tim Dwight, 2001-04.....	46
9. Desmond King, 2017-20.....	45
Eric Metcalf, 1997.....	45

## SEASONS

1. David Binn, 1994-2010.....	17
2. Philip Rivers, 2004-16.....	16
Antonio Gates, 2003-18.....	16
3. Dan Fouts, 1973-87.....	15
Russ Washington, 1968-82.....	15
6. Doug Wilkerson, 1971-84.....	14
Don Macek, 1976-89.....	14
8. Mike Scifres, 2003-15.....	13
Junior Seau, 1990-2002.....	13
10. Jamal Williams, 1998-2009.....	12

## GAMES PLAYED

1. David Binn, 1994-2010.....	256
2. Antonio Gates, 2003-18.....	236
3. Philip Rivers, 2004-19.....	228
4. Junior Seau, 1990-2002.....	200
Russ Washington, 1968-82.....	200
6. Mike Scifres, 2003-15.....	195
Doug Wilkerson, 1971-84.....	195
8. Dan Fouts, 1973-87.....	181
9. Quentin Jammer, 2002-12.....	172
Charlie Joiner, 1976-86.....	164
Woodrow Lowe, 1976-86.....	164

# SINGLE-SEASON TOP-10

## RUSHING YARDS

1. LaDainian Tomlinson, 2006	1,815
2. LaDainian Tomlinson, 2002	1,683
3. LaDainian Tomlinson, 2003	1,645
4. LaDainian Tomlinson, 2007	1,474
5. LaDainian Tomlinson, 2005	1,462
6. Natrone Means, 1994	1,350
7. LaDainian Tomlinson, 2004	1,335
8. Ryan Mathews, 2013	1,255
9. LaDainian Tomlinson, 2001	1,236
10. Marion Butts, 1990	1,225

## RUSHING TOUCHDOWNS

1. LaDainian Tomlinson, 2006	28
2. Chuck Muncie, 1981	19
3. LaDainian Tomlinson, 2005	18
4. LaDainian Tomlinson, 2004	17
5. LaDainian Tomlinson, 2007	15
6. LaDainian Tomlinson, 2002	14
7. Austin Ekeler, 2022	13
LaDainian Tomlinson, 2003	13
8. Austin Ekeler, 2021	12
LaDainian Tomlinson, 2009	12
Natrone Means, 1994	12
Chuck Muncie, 1983	12
Clarence Williams, 1979	12

## RUSHING ATTEMPTS

1. LaDainian Tomlinson, 2002	372
2. LaDainian Tomlinson, 2006	348
3. Natrone Means, 1994	343
4. LaDainian Tomlinson, 2005	339
LaDainian Tomlinson, 2004	339
LaDainian Tomlinson, 2001	339
7. LaDainian Tomlinson, 2007	315
8. LaDainian Tomlinson, 2003	313
9. Earnest Jackson, 1984	296
10. LaDainian Tomlinson, 2008	292

## TOTAL YARDS FROM SCRIMMAGE

1. LaDainian Tomlinson, 2003	2,370
2. LaDainian Tomlinson, 2006	2,323
3. LaDainian Tomlinson, 2002	2,172
4. LaDainian Tomlinson, 2007	1,949
5. LaDainian Tomlinson, 2005	1,832
6. LaDainian Tomlinson, 2004	1,776
7. Austin Ekeler, 2022	1,637
8. LaDainian Tomlinson, 2001	1,603
9. Lance Alworth, 1965	1,590
10. Natrone Means, 1994	1,585

## PASSING YARDS

1. Justin Herbert, 2021	5,014
2. Dan Fouts, 1981	4,802
3. Philip Rivers, 2015	4,792
4. Justin Herbert, 2022	4,739
5. Dan Fouts, 1980	4,715
6. Philip Rivers, 2010	4,710
7. Philip Rivers, 2011	4,624
8. Philip Rivers, 2019	4,615
9. Philip Rivers, 2017	4,515
10. Philip Rivers, 2013	4,478

## TOUCHDOWN PASSES

1. Justin Herbert, 2021	38
2. Philip Rivers, 2008	34
Philip Rivers, 2016	33
Dan Fouts, 1981	33
5. Philip Rivers, 2018	32
Philip Rivers, 2013	32
7. Justin Herbert, 2020	31
Philip Rivers, 2014	31
9. Philip Rivers, 2010	30
Dan Fouts, 1980	30

## PASS ATTEMPTS

1. Justin Herbert, 2022	699
2. Justin Herbert, 2021	672
3. Philip Rivers, 2015	661
4. Dan Fouts, 1981	609
5. Justin Herbert, 2020	595
6. Philip Rivers, 2019	591
7. Dan Fouts, 1980	589
8. Philip Rivers, 2011	582
9. Philip Rivers, 2016	578
10. Philip Rivers, 2017	575

## PASS COMPLETIONS

1. Justin Herbert, 2022	477
2. Justin Herbert, 2021	443
3. Philip Rivers, 2015	437
4. Justin Herbert, 2020	396
5. Philip Rivers, 2019	390
6. Philip Rivers, 2014	379
7. Philip Rivers, 2013	378
8. Philip Rivers, 2011	366
9. Dan Fouts, 1981	360
Philip Rivers, 2017	360

## PASSES INTERCEPTED

1. John Hadl, 1968	32
2. John Hadl, 1972	26
3. John Hadl, 1971	25
Jack Kemp, 1960	25
5. Dan Fouts, 1980	24
Dan Fouts, 1979	24
John Hadl, 1962	24
8. Dan Fouts, 1986	22
John Hadl, 1967	22
Jack Kemp, 1961	22

## RECEIVING YARDS

1. Lance Alworth, 1965	1,602
2. Keenan Allen, 2017	1,393
3. Lance Alworth, 1966	1,383
4. John Jefferson, 1980	1,340
5. Lance Alworth, 1968	1,312
6. Kellen Winslow, 1980	1,290
7. Anthony Miller, 1989	1,252
8. Keenan Allen, 2023	1,243
9. Lance Alworth, 1964	1,235
10. Tony Martin, 1995	1,224

## RECEIVING TOUCHDOWNS

1. Tony Martin, 1996	14
Lance Alworth, 1965	14
3. Antonio Gates, 2004	13
John Jefferson, 1980	13
John Jefferson, 1978	13
Lance Alworth, 1966	13
Lance Alworth, 1964	13
8. Antonio Gates, 2014	12
Gary Garrison, 1970	12
10. Lance Alworth, 1963	11

## RECEPTIONS

1. Keenan Allen, 2023	108
2. Austin Ekeler, 2022	107
3. Keenan Allen, 2021	106
4. Keenan Allen, 2019	104
5. Keenan Allen, 2017	102
6. Keenan Allen, 2020	100
LaDainian Tomlinson, 2003	100
8. Keenan Allen, 2018	97
9. Austin Ekeler, 2019	92
10. Tony Martin, 1995	90

## QUARTERBACK SACKS (since 1982)

1. Khalil Mack, 2023	17.0
Shawne Merriman, 2006	17.0
Leslie O'Neal, 1992	17.0
4. Lee Williams, 1986	15.0
5. Lee Williams, 1989	14.0
6. Leslie O'Neal, 1990	13.5
7. Marcellus Wiley, 2001	13.0
8. Joey Bosa, 2017	12.5
Shawne Merriman, 2007	12.5
Leslie O'Neal, 1995	12.5
Leslie O'Neal, 1994	12.5
Leslie O'Neal, 1989	12.5
Leslie O'Neal, 1986	12.5

## INTERCEPTIONS

1. Antonio Cromartie, 2007	10
2. Charlie McNeil, 1961	9
3. Ryan McNeil, 2001	8
Dick Harris, 1963	8
Claude Gibson, 1962	8
Bob Zeman, 1961	8
7. Casey Hayward, 2016	7
Eric Weddle, 2011	7
Darren Carrington, 1993	7
Gill Byrd, 1990	7
Gill Byrd, 1989	7
Gill Byrd, 1988	7
Danny Walters, 1983	7
Bryant Salter, 1972	7
Jim Hill, 1969	7
Leslie "Speedy" Duncan, 1966	7
Bud Whitehead, 1965	7
Dick Harris, 1961	7

## INTERCEPTION RETURN YARDS

1. Charlie McNeil, 1961	349
2. Stanley Richard, 1994	224
3. Vencie Glenn, 1987	166
4. Gill Byrd, 1984	157
5. Jeff Dale, 1986	153
6. Darren Carrington, 1992	152
7. Bob Laraba, 1961	151
8. Woodrow Lowe, 1979	150
9. Antonio Cromartie, 2007	144
10. Dick Harris, 1961	140

## INTERCEPTION TOUCHDOWNS

1. Dick Harris, 1961	3
2. Demorrio Williams, 2012	2
Clinton Hart, 2005	2
Stanley Richard, 1994	2
Gill Byrd, 1984	2
Woodrow Lowe, 1979	2
Kenny Graham, 1969	2
Joe Beauchamp, 1968	2
Bob Laraba, 1961	2
Charlie McNeil, 1961	2

## TOUCHDOWNS SCORED

1. LaDainian Tomlinson, 2006	31
2. Austin Ekeler, 2021	20
LaDainian Tomlinson, 2005	20
4. Chuck Muncie, 1981	19
5. Austin Ekeler, 2022	18
LaDainian Tomlinson, 2007	18
LaDainian Tomlinson, 2004	18
8. LaDainian Tomlinson, 2003	17
9. LaDainian Tomlinson, 2002	15
Lance Alworth, 1964	15

## POINTS SCORED

1. LaDainian Tomlinson, 2006	186
2. Nate Kaeding, 2009	146
3. Nick Novak, 2013	144
4. Nate Kaeding, 2006	136
5. John Carney, 1994	135
6. Cameron Dicker, 2023	128
7. Nate Kaeding, 2008	127
8. Austin Ekeler, 2021	124
John Carney, 1993	124
10. Nick Novak, 2011	122

## FIELD GOALS

1. Nick Novak, 2013	34
John Carney, 1994	34
3. Nate Kaeding, 2009	32
4. Cameron Dicker, 2023	31
John Carney, 1999	31
John Carney, 1993	31
7. John Carney, 1996	29
8. Cameron Dicker, 2024	27
Nick Novak, 2011	27
Nate Kaeding, 2008	27

## FIELD GOAL ATTEMPTS

1. John Carney, 1993	40
2. John Carney, 1994	38
3. Nick Novak, 2013	37
4. John Carney, 1999	36
John Carney, 1996	36
Rolf Benirschke, 1980	36
7. Nate Kaeding, 2009	35
8. Nick Novak, 2011	34
9. Cameron Dicker, 2023	33
Michael Badgley, 2020	33
10. Josh Lambo, 2016	32
Josh Lambo, 2015	32
Nate Kaeding, 2008	32
Wade Richey, 2001	32
John Carney, 1992	32
Dennis ParTEE, 1968	32

## KICKOFF RETURN YARDS

1. Ronney Jenkins, 2001	1,541
2. Ronney Jenkins, 2000	1,531
3. Darren Sproles, 2005	1,528
4. Andre Coleman, 1995	1,411
5. Darren Sproles, 2008	1,376
6. Darren Sproles, 2009	1,300
7. Andre Coleman, 1994	1,293
8. Darren Sproles, 2010	1,257
9. Tim Dwight, 2004	1,222
10. Andre Coleman, 1996	1,210

## KICKOFF RETURN TOUCHDOWNS

1. Ronney Jenkins, 2001	2
Andre Coleman, 1995	2
Andre Coleman, 1994	2
4. Andre Roberts, 2021	1
Micheal Spurlock, 2012	1
Richard Goodman, 2011	1
Darren Sproles, 2008	1
Darren Sproles, 2007	1
Tim Dwight, 2004	1
Ronney Jenkins, 2000	1
Rodney Harrison, 1997	1
Nate Lewis, 1991	1
Anthony Miller, 1989	1
Jamie Holland, 1988	1
Anthony Miller, 1988	1
Gary Anderson, 1985	1
Keith Lincoln, 1962	1

## KICKOFF RETURNS

1. Ronney Jenkins, 2000	67
2. Darren Sproles, 2005	63
3. Andre Coleman, 1995	62
4. Ronney Jenkins, 2001	58
5. Andre Coleman, 1996	55
6. Darren Sproles, 2009	54
7. Darren Sproles, 2008	53
8. Darren Sproles, 2010	51
9. Tim Dwight, 2004	50
Leon Johnson, 2003	50

## PUNT RETURN YARDS

1. Darrien Gordon, 1996	537
2. Eric Metcalf, 1997	489
3. Darrien Gordon, 1994	475
4. Leslie "Speedy" Duncan, 1965	464
5. Mike Fuller, 1979	448
6. Mike Fuller, 1978	436
Mike Fuller, 1976	436
8. Leslie "Speedy" Duncan, 1967	434
9. Mike Fuller, 1975	410
10. Lionel James, 1987	400

## PUNT RETURN TOUCHDOWNS

1. Eric Metcalf, 1997	3
2. Darrien Gordon, 1994	2
Ron Smith, 1973	2
Leslie "Speedy" Duncan, 1965	2
5. Derius Davis, 2023	1
Desmond King, 2019	1
Desmond King, 2018	1
Travis Benjamin, 2017	1
Micheal Spurlock, 2012	1
Darren Sproles, 2009	1
Darren Sproles, 2007	1
Tim Dwight, 2001	1
Darrien Gordon, 1996	1
Andre Coleman, 1995	1
Nate Lewis, 1990	1
Kitrick Taylor, 1990	1
Lionel James, 1987	1
Lionel James, 1984	1
Mike Fuller, 1977	1
Mike Fuller, 1975	1
Leslie "Speedy" Duncan, 1968	1
Leslie "Speedy" Duncan, 1966	1
Keith Lincoln, 1961	1

## PUNT RETURNS

1. Mike Fuller, 1979	46
2. Eric Metcalf, 1997	45
3. Mike Fuller, 1978	39
4. Eric Parker, 2006	37
5. Darrien Gordon, 1996	36
Darrien Gordon, 1994	36
Mike Fuller, 1975	36
Leslie "Speedy" Duncan, 1967	36
9. Mike Fuller, 1976	33
10. Latario Rachal, 1998	32
Lionel James, 1987	32

# CHARGERS AND OPPONENT 10 LONGEST

## RUNS FROM SCRIMMAGE

### CHARGERS

- 87t Melvin Gordon, Oct. 29, 2017 at New England
- Paul Lowe, Sept. 10, 1961 at Dallas Texans
- 86t Keith Lincoln, Sept. 30, 1962 at Oakland
- 85t LaDainian Tomlinson, Dec. 17, 2006 vs. K.C.
- 83t Michael Turner, Dec. 18, 2005 at Indianapolis
- 80t Brad Hubbert, Dec. 24, 1967 vs. N.Y. Jets
- 76t Keith Lincoln, Oct. 20, 1963 at Kansas City
- 76 LaDainian Tomlinson, Dec. 1, 2002 vs. Den.
- 75 Justin Jackson, Oct. 31, 2021 vs. New England
- 74t Michael Turner, Oct. 7, 2007 at Denver

### OPPONENT

- 90t Colin Kaepernick, Dec. 20, 2014 at S.F.
- 89t Kenny King, Oct. 12, 1980 at Oakland
- 84t Damien Williams, Dec. 29, 2019 at K.C.
- 81 Billy Sims, Sept. 30, 1984 vs. Detroit
- 77 Napoleon Kaufman, Sept. 22, 1996 at Oak.
- 75t David Montgomery, Nov. 12, 2023 vs. Detroit
- Dameon Pierce, Oct. 2, 2022 at Houston
- 74t Kenneth Walker III, Oct. 23, 2022 vs. Seattle
- Jack Spikes, Sept. 10, 1961 at Dallas Texans
- 71t Corey Dillon, Nov. 2, 1997 at Cincinnati

## PASS COMPLETIONS

### CHARGERS

- 99t S.Humphries to T.Martin, Sept. 18, 1994 at Sea.
- 91t J.Kemp to K.Lincoln, Nov. 12, 1961 at Denver
- 88t E.Luther to B.Duckworth, Dec. 3, 1984 vs. Chi.
- 85t J.Hadl to L.Alworth, Oct. 17, 1965 at Boston
- T.Rote to L.Alworth, Oct. 6, 1963 at Denver
- 84t P.Rivers to A.Ekeler, Dec. 8, 2019 at Jax.
- J.Hadl to G.Garrison, Oct. 5, 1968 at N.Y. Jets
- 83t R.Leaf to J.Graham, Nov. 19, 2000 at Denver
- 82t T.Rote to L.Alworth, Dec. 6, 1964 vs. N.Y. Jets
- 81t P.Rivers to D.Sproles, Sept. 20, 2009 vs. Bal.
- D.Fouts to C.Joiner, Oct. 17, 1976 vs. Hou. Oilers

### OPPONENT

- 99t T.Green to M.Boerigter, Dec. 22, 2002 at K.C.
- 98t J.Lee to W.Dewveall, Nov. 25, 1962 at Hou. Oilers
- 96t J.Montana to J.Rice, Nov. 27, 1988 vs. S.F.
- 93t C.Morton to S.Watson, Sept. 27, 1981 at Denver
- 90t S.DeBerg to J.Birden, Nov. 18, 1990 at K.C.
- C.Davidson to D.Dorsey, Dec. 2, 1962 vs. Oak.
- 89t N.O'Donnell to D.Stone, Sept. 1, 1991 at Pit.
- 87t D.Carr to A.Cooper, Dec. 31, 2017 vs. Oak.
- J.Namath to D.Maynard, Nov. 24, 1968 vs. N.Y. Jets
- F.Tripucka to A.Frazier, Nov. 12, 1961 at Den.

## FIELD GOALS

### CHARGERS

- 59 Cameron Dicker, Oct. 21, 2024 at Arizona
- Michael Badgley, Dec. 9, 2018 vs. Cincinnati
- 57 Nate Kaeding, Dec. 21, 2008 at Tampa Bay
- 55 Cameron Dicker, Nov. 6, 2023 at N.Y. Jets
- Cameron Dicker, Oct. 22, 2023 at Kansas City
- Nate Kaeding, Nov. 29, 2009 vs. Kansas City
- 54 Josh Lambo, Oct. 12, 2015 vs. Pittsburgh
- Nate Kaeding, Oct. 1, 2006 at Baltimore
- John Carney, Sept. 17, 2000 at Kansas City
- John Carney, Sept. 6, 1998 vs. Buffalo
- John Carney, Nov. 10, 1991 vs. Seattle

### OPPONENT

- 61 Brandon McManus, Jan. 2, 2022 vs. Denver
- 58 Harrison Butker, Sept. 20, 2020 vs. K.C. (OT)
- Harrison Butker, Sept. 20, 2020 vs. K.C. (OT)
- Dan Miller, Dec. 26, 1982 vs. Baltimore Colts
- 56 Greg Zuerlein, Sept. 19, 2021 vs. Dallas
- Justin Tucker, Dec. 22, 2018 vs. Baltimore
- Sebastian Janikowski, Oct. 9, 2016 at Oakland
- 55 Jason Sanders, Dec. 11, 2022 vs. Miami
- Daniel Carlson, Dec. 4, 2022 at Las Vegas
- Daniel Carlson, Sept. 11, 2022 vs. Las Vegas
- Jason Elam, Nov. 7, 1999 vs. Denver
- Gary Anderson, Nov. 25, 1984 at Pittsburgh
- George Blanda, Dec. 3, 1961 vs. Houston Oilers

## PUNTS

### CHARGERS

- 83 JK Scott, Dec. 10, 2023 vs. Denver
- 82 Paul Maguire, Nov. 19, 1961 vs. Dallas Texans
- 73 Dennis Pardee, Oct. 17, 1971 at Denver
- 72 Mike Scifres, Sept. 21, 2014 at Buffalo
- 71 Mike Scifres, Nov. 10, 2011 vs. Oakland
- Mike Scifres, Oct. 1, 2006 at Baltimore
- Mike Scifres, Dec. 4, 2005 vs. Oakland
- Maury Buford, Sept. 12, 1982 at Denver
- John Hadl, Nov. 8, 1964 at Denver
- 70 Mike Scifres, Nov. 25, 2007 vs. Baltimore

### OPPONENT

- 81 Dustin Colquitt, Dec. 2, 2007 at Kansas City
- 79 Drew Butler, Dec. 9, 2012 at Pittsburgh
- 77 Greg Montgomery, Sept. 19, 1993 vs. Hou. Oilers
- 75 Kevin Huber, Dec. 1, 2013 vs. Cincinnati
- 74 Tommy Townsend, Sept. 15, 2022 at Kansas City
- Bob Grupp, Nov. 4, 1979 at Kansas City
- 73 Shane Lechler, Sept. 28, 2003 vs. Oakland
- 72 Ryan Plackemeier, Dec. 24, 2006 at Seattle
- Chris Gardocki, Oct. 26, 1997 vs. Indianapolis
- Bob Scarpitto, Oct. 22, 1967 at Denver
- Jerrel Wilson, Sept. 29, 1963 vs. Kansas City

## INTERCEPTION RETURNS

### CHARGERS

- 103t Vencie Glenn, Nov. 29, 1987 vs. Denver
- 102t Donald Frank, Oct. 31, 1993 at L.A. Raiders
- 100t Leslie "Speedy" Duncan, Oct. 15, 1967 vs. K.C.
- 99t Shaun Gayle, Dec. 23, 1995 at N.Y. Giants
- Stanley Richard, Sept. 4, 1994 at Denver
- Gill Byrd, Oct. 4, 1984 at Kansas City
- 90t Desmond King, Nov. 23, 2017 at Dallas
- Jahleel Addae, Jan. 1, 2017 vs. Kansas City
- 86 Trevor Williams, Sept. 30, 2018 vs. S.F.
- 83t Willie Clark, Sept. 22, 1996 at Oakland

### OPPONENT

- 102t Louis Breeden, Nov. 8, 1981 vs. Cincinnati
- 99t Jaylen Watson, Sept. 15, 2022 at Kansas City
- Janoris Jenkins, Nov. 23, 2014 vs. St. Louis
- Kevin Ross, Sept. 6, 1992 vs. Kansas City
- 96t Ray Griffin, Nov. 11, 1979 at Cincinnati
- Bashaud Breeland, Dec. 10, 2017 vs. Was.
- 91t Chad Greenway, Sept. 27, 2015 at Minnesota
- Fred Williamson, Sept. 30, 1962 at Oakland
- 90t Leroy Butler, Sept. 15, 1996 at Green Bay
- Deion Sanders, Dec. 11, 1994 vs. S.F.
- 87t Mark McMillian, Dec. 14, 1997 vs. K.C.

## KICKOFF RETURNS

### CHARGERS

- 105t Richard Goodman, Jan. 1, 2012 at Oakland
- 103t Darren Sproles, Sept. 14, 2008 at Denver
- Keith Lincoln, Sept. 16, 1962 vs. Titans of N.Y.
- 101t Andre Roberts, Jan. 2, 2022 vs. Denver
- 99t Micheal Spurlock, Dec. 30, 2012 vs. Oakland
- 98t Gary Anderson, Nov. 17, 1985 at Denver
- 95t Nate Lewis, Nov. 17, 1991 vs. New Orleans
- 94t Jamie Holland, Dec. 18, 1988 vs. Kansas City
- 93t Ronney Jenkins, Nov. 18, 2001 at Oakland
- Ronney Jenkins, Sept. 10, 2000 vs. N.O.
- Anthony Miller, Nov. 20, 1988 at L.A. Rams

### OPPONENT

- 104t Mecole Hardman, Dec. 29, 2019 at K.C.
- Ira Mathews, Oct. 25, 1979 at Oakland
- 103t Percy Harvin, Sept. 11, 2011 vs. Minnesota
- 101t Leon Washington, Sept. 26, 2010 at Seattle
- Brian Mitchell, Dec. 6, 1998 at Washington
- 99t Leon Washington, Sept. 26, 2010 at Seattle
- Byron Hanspard, Dec. 7, 1997 vs. Atlanta
- 98t Will Blackwell, Dec. 24, 2000 vs. Pittsburgh
- 97t Cassius Vaughn, Jan. 2, 2011 at Denver
- Tim Brown, Sept. 4, 1988 at L.A. Raiders

## PUNT RETURNS

### CHARGERS

95t Leslie "Speedy" Duncan, Nov. 24, 1968 vs. NYJ  
90t Darrien Gordon, Sept. 25, 1994 at L.A. Raiders  
88t Andre Coleman, Sept. 17, 1995 at Philadelphia  
Mike Fuller, Oct. 9, 1977 at New Orleans  
87t Derius Davis, Nov. 6, 2023 at N.Y. Jets  
85t Eric Metcalf, Nov. 2, 1997 at Cincinnati  
84t Tim Dwight, Sept. 9, 2001 vs. Washington  
Ron Smith, Nov. 18, 1973 vs. New Orleans  
83t Eric Metcalf, Nov. 30, 1997 vs. Denver  
82t Paul Lowe, Oct. 7, 1961 at Boston

### OPPONENT

95t Tyreek Hill, Jan. 1, 2017 vs. Kansas City  
94t Dexter McCluster, Sept. 13, 2010 at K.C.  
92t Rick Upchurch, Oct. 3, 1976 at Denver  
91t Tyreek Hill, Sept. 9, 2018 vs. Kansas City  
86t Tamarick Vanover, Oct. 9, 1995 at Kansas City  
82t George Atkinson, Oct. 13, 1968 at Oakland  
82 Ray Buchanan, Nov. 3, 1996 at Indianapolis  
81 Dennis Northcutt, Nov. 5, 2006 vs. Cleveland  
80t Phillip Buchanon, Dec. 28, 2003 vs. Oakland  
79t Lemar Parrish, Dec. 6, 1970 vs. Cincinnati

## FUMBLE RETURNS

### CHARGERS

86t Eric Weddle, Nov. 30, 2008 vs. Atlanta  
82t Donnie Edwards, Nov. 10, 2002 at St. Louis  
81t Vencie Glenn, Oct. 22, 1989 vs. N.Y. Giants  
79t Marlon McCree, Oct. 29, 2006 vs. St. Louis  
78t Paul Bradford, Nov. 23, 1997 at San Francisco  
75t Keith Browner (25 yds.) lateral to  
Sam Seale(50 yds.), Nov. 20, 1988  
at L.A. Rams  
61t Tevaughn Campbell, Dec. 5, 2021 at Cincinnati  
Caraun Reid, Sept. 25, 2016 at Indianapolis  
58t Rick Redman, Oct. 2, 1966 vs. Miami  
53t Darrell Stuckey, Dec. 7, 2014 vs. New England  
53 Henry Rolling, Oct. 6, 1991 at L.A. Raiders

### OPPONENT

97t Mike Edwards, Jan. 7, 2024 vs. Kansas City  
68 A.J. Duhe, Oct. 15, 1978 vs. Miami  
65t Tony Carter, Oct. 15, 2012 vs. Denver  
64t Tyvon Branch, Oct. 10, 2010 at Oakland  
63t Joey Browner, Sept. 2, 1984 at Minnesota  
63 Rob Ninkovich, Oct. 24, 2010 vs. N.E.  
62 Carlton Gray, Oct. 27, 1996 at Seattle  
59t George Atkinson, Nov. 25, 1973 at Oakland  
57t Tyreek Hill, Dec. 11, 2022 vs. Miami  
56t Ifeadi Odenigbo, Dec. 15, 2019 vs. Minnesota

## BLOCKED PUNT RETURNS

### CHARGERS

35t Bob Zeman, Oct. 7, 1961 at Boston  
21t Derrie Nelson, Nov. 13, 1983 vs. Dallas  
19 Pete Lazetich, Sept. 24, 1972 vs. Denver  
5 Gene Selawski, Oct. 22, 1961 at Oakland  
4 Wayne Davis, Nov. 17, 1985 at Denver  
3 Steve Heiden, Dec. 17, 2000 at Carolina  
0t Jacob Hester, Oct. 25, 2009 at Kansas City  
Darryll Lewis, Sept. 26, 1999 vs. Indianapolis  
0s Carlos Polk, Sept. 22, 2002 at Arizona  
0 Corey Lynch, Sept. 10, 2012 at Oakland

### OPPONENT

37t Frank Warren, Nov. 17, 1991 vs. New Orleans  
29t Adam Hayward, Nov. 11, 2012 at Tampa Bay  
16 Randy McClanahan, Sept. 18, 1977 at Oak.  
15 Walt Landers, Sept. 24, 1978 vs. Green Bay  
14 Glen Cadrez, Oct. 13, 2002 vs. Kansas City  
9 Tyrone Braxton, Oct. 2, 1988 vs. Denver  
5t Hiram Eugene, Oct. 10, 2010 at Oakland  
2t Jerry Robinson, Nov. 20, 1986 vs. L.A. Raiders  
0s Nick Schommer, Oct. 31, 2010 vs. Tennessee  
Rock Cartwright, Oct. 10, 2010 at Oakland

## BLOCKED FIELD GOAL RETURNS

### CHARGERS

72t Leslie "Speedy" Duncan, Nov. 23, 1967 vs. Den.  
35 Tom Day, Oct. 15, 1967 vs. Kansas City  
28 Jim Tolbert, Nov. 15, 1971 vs. St. Louis  
27 Kenny Graham, Nov. 15, 1964 at Kansas City  
25 Jeff Staggs, Oct. 25, 1970 vs. Houston Oilers

### OPPONENT

66 Tommy Casanova, Sept. 22, 1974 at Cin.  
65t Matt Ware, Oct. 23, 2005 at Philadelphia  
60 Louis Wright, Nov. 17, 1985 at Denver  
54t Doug Evans, Dec. 17, 2000 at Carolina  
44t Devin McCourty, Dec. 6, 2020 vs. N.E.  
42t Ray McElroy, Oct. 26, 1997 vs. Indianapolis  
28 John Barmlett, Nov. 27, 1966 vs. Denver  
17 Charlie West, Dec. 5, 1971 vs. Minnesota  
Mike Statton, Oct. 1, 1967 vs. Buffalo  
16 Daniel Thomas, Oct. 25, 2020 vs. Jax.  
Fletcher Smith, Oct. 15, 1967 vs. Kansas City

## MISSED FIELD GOAL RETURNS

### CHARGERS

109t Antonio Cromartie, Nov. 4, 2007 at Min.



# INDIVIDUAL POSTSEASON RECORDS

\*NFL Record

## SCORING

### Most Points, Career

- 42 Nate Kaeding, 2004-09
- 37 Rolf Benirschke, 1977-86
- 30 John Carney, 1990-2000

### Most Points, Game

- 15 Michael Badgley, AFC Wild Card, Jan. 6, 2019, at Baltimore
- 12 (10x) Last: Cameron Dicker and Austin Ekeler, AFC Wild Card, Jan. 14, 2023 at Jax.
- 11 Rolf Benirschke, AFC Divisional, Jan. 2, 1982 at Miami

### Most Touchdowns, Career

- 4 Darren Sproles, 2005-09
- LaDainian Tomlinson, 2001-09
- Kellen Winslow, 1979-87
- Charlie Joiner, 1976-86
- 3 (4x) Last: Keenan Allen, 2013-22
- 2 (8x) Last: Austin Ekeler, 2017-22

### Most Touchdowns, Game

- 2 (8x) Last: Austin Ekeler, AFC Wild Card Jan. 14, 2023 at Jacksonville
- 1 (53x) Last: Gerald Everett, AFC Wild Card Jan. 14, 2023 at Jacksonville

### Most Points After Touchdown, Career

- 18 Nate Kaeding, 2004-09
- 16 Rolf Benirschke, 1977-86
- 9 John Carney, 1990-2000

### Most Points After Touchdown, Game

- 6 George Blair, AFL Championship, Jan. 5, 1964 vs. Boston
- 5 Rolf Benirschke, AFC Divisional, Jan. 2, 1982 at Miami
- 4 (2x) Last: Nate Kaeding, AFC Divisional, Jan. 13, 2008 at Indianapolis

### Most Two-Point Conversions, Game

- 1 (4x) Last: Keenan Allen, AFC Divisional, Jan. 13, 2019 at New England

## FIELD GOALS

### Most, Career

- 8 Nate Kaeding, 2004-09
- 7 John Carney, 1990-2000
- Rolf Benirschke, 1977-86
- 5 Michael Badgley, 2018-20

### Most, Game

- 5 Michael Badgley, AFC Wild Card, Jan. 6, 2019 at Baltimore
- 4 Nate Kaeding, AFC Championship, Jan. 20, 2008 at New England
- 3 Cameron Dicker, AFC Wild Card, Jan. 14, 2023 at Jacksonville
- Ben Agajanian, AFL Championship, Jan. 1, 1961 vs. Houston Oilers

### Longest

- 54 John Carney, AFC Wild Card, Dec. 31, 1995 vs. Indianapolis
- 53 Michael Badgley, AFC Wild Card, Jan. 6, 2019 at Baltimore
- 50 Cameron Dicker, AFC Wild Card, Jan. 14, 2023 at Jacksonville

## RUSHING

### Most Attempts, Career

- 110 Chuck Muncie, 1980-84
- 96 LaDainian Tomlinson, 2001-09
- 63 Natrone Means, 1993-95, 98-99

### Most Attempts, Game

- 26 LaDainian Tomlinson, AFC Wild Card, Jan. 8, 2005 vs. New York Jets
- 25 Chuck Muncie, AFC First Round, Jan. 9, 1983 at Pittsburgh
- 24 Natrone Means, AFC Divisional, Jan. 8, 1995 vs. Miami
- Chuck Muncie, AFC Divisional, Jan. 2, 1982 at Miami

### Most Yards, Career

- 516 Chuck Muncie, 1980-84
- 380 Paul Lowe, 1960-68
- 327 LaDainian Tomlinson, 2001-09

### Most Yards, Game

- 206 Keith Lincoln, AFL Championship, Jan. 5, 1964 vs. Boston
- 165 Paul Lowe, AFL Championship, Jan. 1, 1961 at Houston Oilers
- 139 Natrone Means, AFC Divisional, Jan. 8, 1995 vs. Miami

### Most Touchdowns, Career

- 4 LaDainian Tomlinson, 2001-09
- 3 Chuck Muncie, 1980-84
- 2 (6x) Last: Austin Ekeler, 2017-22

### Most Touchdowns, Game

- 2 Austin Ekeler, AFC Wild Card, Jan. 14, 2023 at Jacksonville
- Darren Sproles, AFC Wild Card, Jan. 3, 2009 vs. Indianapolis
- LaDainian Tomlinson, AFC Divisional, Jan. 14, 2007 vs. New England
- 1 (24x) Last: Melvin Gordon, AFC Divisional, Jan. 13, 2019 at New England

### Longest Run

- 67t Keith Lincoln, AFL Championship, Jan. 5, 1964 vs. Boston
- 58t Ronnie Brown, AFC Wild Card, Jan. 5, 2014 at Cincinnati
- Paul Lowe, AFL Championship, Jan. 5, 1964 vs. Boston
- 56t Keith Lincoln, AFL Championship, Jan. 5, 1964 vs. Boston

## PASSING

### Most Attempts, Career

- 355 Philip Rivers 2004-19
- 286 Dan Fouts 1973-87
- 228 Stan Humphries 1992-97

### Most Completions, Career

- 211 Philip Rivers, 2004-19
- 159 Dan Fouts, 1973-1987
- 118 Stan Humphries, 1992-97

### Highest Completion Pct., Career (min. 40 att.)

- 73.8 Drew Brees, 2001-04
- 59.4 Philip Rivers, 2004-19
- 58.1 Justin Herbert, 2020-22

### Most Attempts, Game

- 53 Dan Fouts, AFC Divisional, Jan. 2, 1982 at Miami (OT)
- 51 Philip Rivers, AFC Divisional, Jan. 13, 2019 at New England
- 49 Stan Humphries, Super Bowl XXIX, Jan. 29, 1995 vs. San Francisco

### Most Completions, Game

- 33 Dan Fouts, AFC Divisional, Jan. 2, 1982 at Miami (OT)
- 31 Drew Brees, AFC Wild Card, Jan. 8, 2005 vs. New York Jets
- 28 Stan Humphries, AFC Wild Card, Dec. 31, 1995 vs. Indianapolis

### Highest Completion Pct, Game (min. 10 att.)

- 75.0 Philip Rivers, AFC Wild Card, Jan. 5, 2014 at Cincinnati
- 73.8 Drew Brees, AFC Wild Card, Jan. 8, 2005 vs. New York Jets
- 73.7 Philip Rivers, AFC Divisional, Jan. 13, 2008 at Indianapolis

### Most Yards, Career

- 2,656 Philip Rivers, 2004-19
- 2,125 Dan Fouts, 1973-87
- 1,347 Stan Humphries, 1992-97

### Most Yards, Game

- 433 Dan Fouts, AFC Divisional, Jan. 2, 1982 at Miami (OT)
- 336 Dan Fouts, AFC Championship, Jan. 11, 1981 vs. Oakland
- 333 Dan Fouts, AFC First Round, Jan. 9, 1983 at Pittsburgh

### Most Touchdowns, Career

- 14 Philip Rivers, 2004-19
- 12 Dan Fouts, 1973-87
- 6 Stan Humphries, 1992-97

### Most Touchdowns, Game

- 3 (5x) Last: Philip Rivers, AFC Divisional, Jan. 13, 2019 at New England
- 2 (6x) Last: Philip Rivers, AFC Divisional, Jan. 12, 2014 at Denver
- 1 (10x) Last: Justin Herbert, AFC Wild Card, Jan. 14, 2023 at Jacksonville

### Highest Passer Rating, Career (min. 40 att.)

- 101.2 Drew Brees, 2001-04
- 84.7 Justin Herbert, 2020-22
- 84.2 Philip Rivers, 2004-19

### Highest Passer Rating, Game (min. 10 att.)

- 145.3 Tobin Rote, AFL Championship, Jan. 5, 1964 vs. Boston
- 133.2 Philip Rivers, AFC Divisional, Jan. 13, 2008 at Indianapolis
- 132.1 John Hadl, AFL Championship, Jan. 5, 1964 vs. Boston

### Most Games 300 Yards or More, Career

- 5 Dan Fouts, 1973-87
- 2 Philip Rivers, 2004-19
- 1 Drew Brees, 2001-04

### Most Games 400 Yards or More, Career

- 1 Dan Fouts, 1973-87

### Longest Completion

- 62t Philip Rivers, AFC Divisional, Jan. 11, 2009 at Pittsburgh
- 58 Philip Rivers, AFC Divisional, Jan. 14, 2007 vs. New England
- 56t Philip Rivers, AFC Divisional, Jan. 13, 2008 at Indianapolis

### Most Interceptions, Career

- 16 Dan Fouts, 1973-87
- 13 Stan Humphries, 1992-97
- 10 Philip Rivers, 2004-19

### Most Interceptions, Game

- 5 Dan Fouts, AFC Second Round, Jan. 16, 1983 at Miami
- Dan Fouts, AFC Divisional, Dec. 29, 1979 vs. Houston Oilers
- 4 (3x) Last: Stan Humphries, AFC Wild Card, Dec. 31, 1995 vs. Indianapolis
- 2 (9x) Last: Philip Rivers, AFC Divisional, Jan. 17, 2010 vs. New York Jets

## RECEIVING

### Most Receptions, Career

- 51 Antonio Gates, 2003-18
- 39 Ronnie Harmon, 1990-95
- 30 Charlie Joiner, 1976-86

### Most Receptions, Game

- 13 Kellen Winslow, AFC Divisional, Jan. 2, 1982 at Miami (OT)
- 10 Ronnie Harmon, AFC Wild Card, Dec. 31, 1995 vs. Indianapolis
- 9 (4x) Last: Eric Parker, AFC Wild Card, Jan. 8, 2005 vs. New York Jets

### Most Yards, Career

- 540 Antonio Gates, 2003-18
- 539 Charlie Joiner, 1976-86
- 503 Vincent Jackson, 2005-09

### Most Yards, Game

- 166 Kellen Winslow, AFC Divisional, Jan. 2, 1982 at Miami (OT)
- 142 Keenan Allen, AFC Divisional, Jan. 12, 2014 at Denver
- 133 Ronnie Harmon, AFC Wild Card, Dec. 31, 1995 vs. Indianapolis

### Most Touchdowns, Career

- 4 Kellen Winslow, 1979-87
- Charlie Joiner, 1976-86
- 3 Keenan Allen, 2013-22
- Vincent Jackson, 2005-11
- 2 (5x) Last: Antonio Gates, 2003-18

### Most Touchdowns, Game

- 2 (4x) Last: Keenan Allen, AFC Divisional, Jan. 12, 2014 at Denver
- 1 (31x) Last: Gerald Everett, AFC Wild Card, Jan. 14, 2023 at Jacksonville

## SCRIMMAGE YARDS

### Most, Career

- 644 Chuck Muncie, 1980-84
- 540 Antonio Gates, 2003-18
- 539 Charlie Joiner, 1976-86

### Most, Game

- 329 Keith Lincoln, AFL Championship, Jan. 5, 1964 vs. Boston
- 187 LaDainian Tomlinson, AFC Divisional, Jan. 14, 2007 vs. New England
- 170 Paul Lowe, AFL Championship, Jan. 1, 1961 at Houston Oilers

## INTERCEPTIONS

### Most Interceptions, Career

- 3 Asante Samuel, 2020-22
- Drayton Florence, 2003-07
- Glen Edwards, 1978-81
- 2 (5x) Last: Quentin Jammer, 2002-09
- 1 (21x) Last: Drue Tranquill, 2019-22

### Most Interceptions, Game

- 3 Asante Samuel, AFC Wild Card Jan. 14, 2023 at Jacksonville
- 2 (4x) Last: Glen Edwards, AFC Divisional, Jan. 3, 1981 vs. Buffalo
- 1 (29x) Last: Drue Tranquill, AFC Wild Card, Jan. 14, 2023 at Jacksonville

### Most Interception Return Yards, Career

- 62 Glen Edwards, 1978-81
- 45 Bud Whitehead, 1961-68
- 40 Darren Carrington, 1991-94

### Most Interception Return Yards, Game

- 45 Bud Whitehead, AFL Championship Dec. 24, 1961 vs. Houston Oilers
- 40 Darren Carrington, AFC Wild Card, Jan. 12, 1993 vs. Kansas City
- 35 Bruce Laird, AFC First Round, Jan. 9, 1983 at Pittsburgh
- Glen Edwards, AFC Divisional, Jan. 2, 1982 at Miami (OT)

## Longest Interception Return

- 40 Darren Carrington, AFC Wild Card, Jan. 12, 1993 vs. Kansas City
- 30 Shareece Wright, AFC Wild Card, Jan. 5, 2014 at Cincinnati
- Antonio Cromartie, AFC Divisional, Jan. 13, 2008 at Indianapolis
- 24 Quentin Jammer, AFC Divisional, Jan. 17, 2010 vs. New York Jets

## SACKS

### Most, Career (since 1982)

- 3.0 Shawn Lee, 1992-95
- 2.5 Leslie O'Neal, 1992-95
- 2.0 Melvin Ingram, 2012-20
- Eric Weddle, 2007-15
- Luis Castillo, 2005-11
- Shawne Merriman, 2005-10
- Raylee Johnson, 1993-2003
- Burt Grossman, 1989-93

### Most, Game (since 1982)

- 2.5 Leslie O'Neal, AFC Wild Card, Jan. 2, 1993 vs. Kansas City
- 2.0 (6x) Last: Melvin Ingram, AFC Wild Card, Jan. 6, 2019 at Baltimore
- 1.5 Steve Foley, AFC Wild Card, Jan. 8, 2005 vs. New York Jets

## PUNTING

### Most Punts, Career

- 52 Mike Scifres, 2003-13
- 13 John Kidd, 1990-94
- 11 Donnie Jones, 2018
- Bryan Wagner, 1994

### Most Punts, Game

- 7 Mike Scifres, AFC Divisional, Jan. 14, 2007 vs. New England
- John Kidd, AFC Divisional, Jan. 10, 1993 at Miami
- 6 (7x) Last: Donnie Jones, AFC Divisional, Jan. 13, 2019 at New England
- 5 (7x) Last: JK Scott, AFC Wild Card, Jan. 14, 2023 at Jacksonville

### Most Yards, Career

- 2,330 Mike Scifres, 2003-13
- 587 John Kidd, 1990-94
- 474 Bryan Wagner, 1994

### Most Yards, Game

- 324 John Kidd, AFC Divisional, Jan. 10, 1993 at Miami
- 316 Mike Scifres, AFC Wild Card, Jan. 3, 2009 vs. Indianapolis (OT)
- 297 Mike Scifres, AFC Wild Card, Jan. 17, 2010 vs. New York Jets

### Longest Punt

- 67 Mike Scifres, AFC Wild Card, Jan. 3, 2009 vs. Indianapolis (OT)
- 66 Mike Scifres, AFC Divisional, Jan. 13, 2008 at Indianapolis
- 65 Darren Bennett, AFC Wild Card, Dec. 31, 1995 vs. Indianapolis

### Highest, Career (minimum 4 punts)

- 45.2 John Kidd, 1990-94
- 44.8 Mike Scifres, 2003-13
- 43.9 John Hadl, 1962-72

### Highest, Game (minimum 2 punts)

- 59.0 Mike Scifres, AFC Divisional, Jan. 13, 2008 at Indianapolis
- 54.5 Darren Bennett, AFC Wild Card, Dec. 31, 1995 vs. Indianapolis
- 52.7 Mike Scifres, AFC Wild Card, Jan. 3, 2009 vs. Indianapolis (OT)

## PUNT RETURNS

### Most Returns, Career

- 12 Darren Sproles, 2005-09
- 8 Mike Fuller, 1975-80
- 7 Eric Parker, 2002-06

### Most Returns, Game

- 5 Eric Parker, AFC Divisional, Jan. 14, 2007 vs. New England
- 4 (2x) Last: Desmond King, AFC Wild Card, Jan. 6, 2019 at Baltimore
- 3 (6x) Last: Darren Sproles, AFC Wild Card, Jan. 3, 2009 vs. Indianapolis (OT)

### Most Yards, Career

- 107 Darren Sproles, 2005-09
- 99 Mike Fuller, 1975-80
- 63 Wes Chandler, 1981-87

### Most Yards, Game

- 72 Darren Sproles, AFC Wild Card, Jan. 3, 2009 vs. Indianapolis (OT)
- 56 Wes Chandler, AFC Divisional, Jan. 2, 1982 at Miami (OT)
- 46 Desmond King, AFC Wild Card, Jan. 6, 2019 at Baltimore

### Longest Return

- 56t Wes Chandler, AFC Divisional, Jan. 2, 1982 at Miami (OT)
- 33 Desmond King, AFC Wild Card, Jan. 6, 2019 at Baltimore

### Most Touchdowns, Career

- 1 Wes Chandler, 1981-87

## KICKOFF RETURNS

### Most Returns, Career

- 21 Darren Sproles, 2005-09
- 19 Andre Coleman, 1994-96
- 17 James Brooks, 1981-83

### Most Returns, Game

- 8 Andre Coleman, Super Bowl XXIX, Jan. 29, 1995 vs. San Francisco
- 6 Andre Coleman, AFC Wild Card, Dec. 31, 1995 vs. Indianapolis
- 5 (6x) Last: Desmond King, AFC Divisional, Jan. 13, 2019 at New England

### Most Yards, Career

- 537 Darren Sproles, 2005-09
- 483 Andre Coleman, 1994-96
- 283 James Brooks, 1981-83

### Most Yards, Game

- 244 Andre Coleman, Super Bowl XXIX, Jan. 29, 1995 vs. San Francisco
- 164 Darren Sproles, AFC Divisional, Jan. 11, 2009 at Pittsburgh
- 147 Leslie "Speedy" Duncan, AFL Championship, Dec. 26, 1964 at Buffalo

### Longest Return

- 98t Andre Coleman, Super Bowl XXIX, Jan. 29, 1995 vs. San Francisco
- 72 Desmond King, AFC Wild Card, Jan. 6, 2019 at Baltimore
- 63 Darren Sproles, AFC Divisional, Jan. 11, 2009 at Pittsburgh

### Most Touchdowns, Career

- 1 Andre Coleman, 1994-96

## SERVICE

### Most Games

- 12 Antonio Gates, 2003-18
- David Binn, 1994-2010
- 11 Philip Rivers, 2004-19
- 10 Nick Hardwick, 2004-13
- Mike Scifres, 2004-13

# TEAM POSTSEASON RECORDS

\*NFL Record

## POINTS

### Most, Quarter

- 24 AFC Divisional, Jan. 2, 1982 at Miami (1st Q)
- 21 AFL Championship,  
Jan. 5, 1964 vs. Boston (1st Q)
- 17 AFC Wild Card, Jan. 14, 2023 at Jax. (1st Q)
- AFC Divisional, Jan. 12, 2014 at Den. (4th Q)

### Most, Quarter, Opponent

- 21 AFC Divisional,  
Jan. 13, 2019 at New England (2nd Q)
- AFC Divisional, Jan. 10, 1993 at Mia. (2nd Q)
- AFC Championship,  
Jan. 11, 1981 vs. Oakland (1st Q)
- 20 AFC Second Round,  
Jan. 16, 1983 at Miami (2nd Q)
- 14 (11x) Last: AFC Wild Card, Jan. 6, 2019 at Bal.

### Most Quarter, Both Teams

- 33 AFC Second Round,  
Jan. 16, 1983 at Miami (2nd Q)
- 28 (4x) Last: AFC Divisional,  
Jan. 11, 2009 at Pittsburgh (4th Q)
- 25 AFC Wild Card, Jan. 6, 2019 at Bal. (4th Q)

### Most, Game

- 51 AFL Championship, Jan. 5, 1964 vs. Boston
- 41 AFC Divisional, Jan. 2, 1982 at Miami (OT)
- 31 AFC First Round, Jan. 9, 1983 at Pittsburgh

### Most, Game, Opponent

- 49 Super Bowl XXIX, Jan. 29, 1995 vs. S.F.
- 41 AFC Divisional, Jan. 13, 2019 at New England
- 38 AFC Divisional, Jan. 2, 1982 at Miami (OT)

### Most, Game, Both Teams

- 79 AFC Divisional, Jan. 2, 1982 at Miami (OT)
- 75 Super Bowl XXIX, Jan. 29, 1995 vs. S.F.
- 69 AFC Divisional, Jan. 13, 2019 at New England

### Fewest, Game

- 0 AFC Divisional, Jan. 10, 1993 at Miami
- AFL Championship, Dec. 26, 1965 vs. Buffalo
- 3 AFL Championship,  
Dec. 24, 1961 vs. Houston Oilers
- 7 AFC Championship,  
Jan. 10, 1982 at Cincinnati
- AFL Championship, Dec. 26, 1964 at Buffalo

### Fewest, Game, Opponent

- 0 AFC Wild Card, Jan. 2, 1993 vs. Kansas City
- 6 AFC Wild Card, Jan. 6, 2008 vs. Tennessee
- 10 (3x) Last: AFC Wild Card,  
Jan. 5, 2014 at Cincinnati

### Fewest, Game, Both Teams

- 13 AFL Championship,  
Dec. 24, 1961 vs. Houston Oilers
- 17 AFC Wild Card, Jan. 2, 1993 vs. Kansas City
- 23 (2x) Last: AFC Wild Card,  
Jan. 6, 2008 vs. Tennessee

## TOUCHDOWNS

### Most, Game

- 7 AFL Championship, Jan. 5, 1964 vs. Boston
- 5 AFC Divisional, Jan. 2, 1982 at Miami (OT)
- 4 (3x) Last: AFC Divisional,  
Jan. 13, 2019 at New England

### Most, Game, Opponent

- 7 Super Bowl XXIX, Jan. 29, 1995 vs. S.F.
- 5 (4x) Last: AFC Divisional,  
Jan. 13, 2019 at New England
- 4 (5x) Last: AFC Wild Card,  
Jan. 14, 2023 at Jacksonville

### Most, Game, Both Teams

- 10 Super Bowl XXIX, Jan. 29, 1995 vs. S.F.
- AFC Divisional, Jan. 2, 1982 at Miami (OT)
- 9 AFC Divisional, Jan. 13, 2019 at New England
- 8 (3x) Last: AFC Divisional,  
Jan. 11, 2009 at Pittsburgh

## POINTS AFTER TOUCHDOWN

### Most, Game

- 6 AFL Championship, Jan. 5, 1964 vs. Boston
- 5 AFC Divisional, Jan. 2, 1982 at Miami (OT)
- 4 (2x) Last: AFC Divisional,  
Jan. 13, 2008 at Indianapolis

### Most, Game, Opponent

- 7 Super Bowl XXIX, Jan. 29, 1995 vs. S.F.
- 5 (4x) Last: AFC Divisional,  
Jan. 13, 2019 at New England
- 4 (4x) Last: AFC Divisional,  
Jan. 10, 1993 at Miami

### Most, Game, Both Teams

- 10 Super Bowl XXIX, Jan. 29, 1995 vs. S.F.
- AFC Divisional, Jan. 2, 1982 at Miami (OT)
- 8 (2x) Last: AFC Divisional,  
Jan. 11, 2009 at Pittsburgh
- 7 (5x) Last: AFC Divisional,  
Jan. 13, 2019 at New England

### Most Two-Point Conversions, Game

- 2 Super Bowl XXIX, Jan. 29, 1995 vs. S.F.
- 1 AFC Divisional, Jan. 13, 2019 at New England

### Most Two-Point Conversions, Game, Opponent

- 1 AFC Wild Card, Jan. 14, 2023 at Jacksonville
- AFC Divisional, Jan. 14, 2007 vs. N.E.

## FIELD GOALS

### Most, Game

- 5 AFC Wild Card, Jan. 6, 2019 at Baltimore
- 4 AFC Championship, Jan. 20, 2008 at N.E.
- 3 AFC Wild Card, Jan. 14, 2023 at Jacksonville
- AFL Championship,  
Jan. 1, 1961 at Houston Oilers

### Most, Game, Opponent

- 4 AFC Championship, Jan. 20, 2008 at N.E.
- 3 (2x) Last: AFC Divisional,  
Jan. 14, 2007 at New England
- 2 (7x) Last: AFC Divisional,  
Jan. 13, 2019 at New England

### Most, Game, Both Teams

- 6 AFC Wild Card, Jan. 6, 2019 at Baltimore
- 4 (4x) Last: AFC Wild Card,  
Jan. 14, 2023 at Jacksonville
- 3 (7x) Last: AFC Wild Card,  
Jan. 5, 2014 at Cincinnati

## FIRST DOWNS

### Most, Game

- 33 AFC Divisional, Jan. 2, 1982 at Miami (OT)
- 29 AFC First Round, Jan. 9, 1983 at Pittsburgh
- 28 AFC Divisional, Jan. 8, 1995 vs. Miami

### Most, Game, Opponent

- 30 AFC Divisional, Jan. 13, 2019 at New England
- 29 AFC Second Round, Jan. 16, 1983 at Miami
- 28 Super Bowl XXIX, Jan. 29, 1995 vs. S.F.

### Most, Game, Both Teams

- 58 AFC Divisional, Jan. 2, 1982 at Miami (OT)
- 55 AFC First Round, Jan. 9, 1983 at Pittsburgh
- 52 AFC Divisional, Jan. 13, 2019 at New England

### Fewest, Game

- 10 AFC Divisional, Jan. 10, 1993 at Miami
- 12 AFL Championship, Dec. 26, 1965 vs. Buffalo
- 13 (2x) Last: AFC Divisional,  
Jan. 12, 2014 at Denver

### Fewest, Game, Opponent

- 11 AFC Wild Card, Jan. 6, 2019 at Baltimore
- 14 (3x) Last: AFC Divisional,  
Jan. 17, 2010 vs. New York Jets
- 15 (2x) Last: AFC Wild Card,  
Jan. 6, 2008 vs. Tennessee

### Fewest, Game, Both Teams

- 25 AFC Wild Card, Jan. 6, 2019 at Baltimore
- 26 AFL Championship, Dec. 26, 1965 vs. Buffalo
- 28 AFC Divisional, Jan. 10, 1993 at Miami

## FIRST DOWNS RUSHING

### Most, Game

- 12 AFC Divisional, Jan. 14, 2007 at N.E.
- AFC Divisional, Jan. 8, 1995 vs. Miami
- 11 (5x) Last: AFC Wild Card,  
Jan. 3, 2009 vs. Indianapolis (OT)
- 10 AFC Divisional, Jan. 2, 1982 at Miami (OT)

### Most, Game, Opponent

- 15 AFC Second Round, Jan. 16, 1983 at Miami
- 13 (2x) Last: AFC Divisional,  
Jan. 12, 2014 at Denver
- 12 (2x) Last: AFC Divisional,  
Jan. 11, 2009 at Pittsburgh

### Most, Game, Both Teams

- 20 AFC Second Round, Jan. 16, 1983 at Miami
- 19 (2x) Last: AFC Wild Card,  
Jan. 5, 2014 at Cincinnati
- 17 (3x) Last: AFC Championship,  
Jan. 20, 2008 at New England

### Fewest, Game

- 1 (2x) Last: AFC Divisional,  
Jan. 12, 2014 at Denver
- 2 (2x) Last: AFC Divisional,  
Jan. 13, 2019 at New England
- 3 (2x) Last: AFC Wild Card,  
Jan. 6, 2019 at Baltimore

### Fewest, Game, Opponent

- 2 AFC Divisional, Jan. 8, 1995 vs. Miami
- 3 (3x) Last: AFC Divisional,  
Jan. 14, 2007 at New England
- 4 (5x) Last: AFC Wild Card,  
Jan. 6, 2019 at Baltimore

### Fewest, Game, Both Teams

- 7 AFC Wild Card, Jan. 6, 2019 at Baltimore
- 8 (3x) Last: AFC Divisional,  
Jan. 17, 2010 vs. New York Jets
- 9 AFC Wild Card, Jan. 14, 2023 at Jacksonville
- AFL Championship, Dec. 26, 1965 vs. Buffalo

## FIRST DOWNS PASSING

### Most, Game

- 21 AFC Divisional, Jan. 2, 1982 at Miami (OT)
- 20 AFC Wild Card, Dec. 31, 1995 vs. Indianapolis
- 19 AFC First Round, Jan. 9, 1983 at Pittsburgh

### Most, Game, Opponent

- 21 AFC Divisional, Jan. 13, 2008 at Indianapolis
- AFC Divisional, Jan. 2, 1982 at Miami (OT)
- 20 AFC Wild Card, Jan. 5, 2014 at Cincinnati
- 19 AFC First Round, Jan. 9, 1983 at Pittsburgh

### Most, Game, Both Teams

- 42 AFC Divisional, Jan. 2, 1982 at Miami (OT)
- 38 AFC First Round, Jan. 9, 1983 at Pittsburgh
- 35 AFC Divisional, Jan. 13, 2008 at Indianapolis

### Fewest, Game

- 7 (5x) Last: AFC Divisional, Jan. 10, 1993 at Miami
- 8 (3x) Last: AFC Wild Card, Jan. 6, 2019 at Baltimore
- 9 (4x) Last: AFC Wild Card, Jan. 5, 2014 at Cincinnati

### Fewest, Game, Opponent

- 5 AFC Divisional, Dec. 29, 1979 vs. Houston Oilers
- 6 AFC Divisional, Jan. 17, 2010 vs. N.Y. Jets
- 7 AFC Wild Card, Jan. 6, 2019 at Baltimore

### Fewest, Game, Both Teams

- 15 (2x) Last: AFC Wild Card, Jan. 6, 2019 at Baltimore
- 16 (3x) Last: AFC Divisional, Jan. 10, 1993 at Miami
- 17 (2x) Last: AFC Wild Card, Jan. 2, 1993 vs. Kansas City

## TOTAL NET YARDS GAINED

### Most, Game

- 601 AFL Championship, Jan. 5, 1964 vs. Boston
- 564 AFC Divisional, Jan. 2, 1982 at Miami (OT)
- 479 AFC First Round, Jan. 9, 1983 at Pittsburgh

### Most, Game, Opponent

- 498 AFC Divisional, Jan. 13, 2019 at New England
- 466 AFC Divisional, Jan. 2, 1982 at Miami (OT)
- 449 Super Bowl XXIX, Jan. 29, 1995 vs. S.F.

### Most, Game, Both Teams

- 1,030 AFC Divisional, Jan. 2, 1982 at Miami (OT)
- 901 AFC First Round, Jan. 9, 1983 at Pittsburgh
- 862 AFL Championship, Jan. 5, 1964 vs. Boston

## NET YARDS GAINED RUSHING

### Most, Game

- 309 AFL Championship, Jan. 5, 1964 vs. Boston
- 202 AFC Wild Card, Jan. 8, 1995 vs. Miami
- 196 AFC Wild Card, Jan. 5, 2014 at Cincinnati

### Most, Game, Opponent

- 219 AFL Championship, Dec. 26, 1964 vs. Buffalo
- 214 AFC Second Round, Jan. 16, 1983 at Miami
- 178 AFC Wild Card, Dec. 31, 1995 vs. Indianapolis

### Most, Game, Both Teams

- 384 AFL Championship, Jan. 5, 1964 vs. Boston
- 343 AFL Championship, Dec. 26, 1964 vs. Buffalo
- 323 AFC Wild Card, Dec. 31, 1995 vs. Indianapolis

## NET YARDS GAINED PASSING

### Most, Game

- 415 AFC Divisional, Jan. 2, 1982 at Miami (OT)
- 351 AFC Championship, Jan. 11, 1981 vs. Oakland
- 333 AFC First Round, Jan. 9, 1983 at Pittsburgh

### Most, Game, Opponent

- 402 AFC Divisional, Jan. 13, 2008 at Indianapolis
- 388 AFC Divisional, Jan. 2, 1982 at Miami (OT)
- 349 AFC Championship, Jan. 15, 1995 at Pit.

### Most, Game, Both Teams

- 803 AFC Divisional, Jan. 2, 1982 at Miami (OT)
- 714 AFC Divisional, Jan. 13, 2008 at Indianapolis
- 659 AFC Divisional, Jan. 13, 2019 at New England

***LEAGUE***

***STATS***

# 2024 NATIONAL FOOTBALL LEAGUE

## TEAM OFFENSIVE TOTALS

CATEGORY	BAL	BUF	CIN	CLE	DEN	HOU	IND	JAX	KC	LAC	LV
GAMES (W-L-T)	8-5-0	10-2-0	4-8-0	3-9-0	8-5-0	8-5-0	6-7-0	2-10-0	11-1-0	8-4-0	2-10-0
FIRST DOWNS	298	249	253	218	232	248	229	203	262	204	219
Rushing	117	100	58	65	89	71	92	68	81	75	49
Passing	154	124	171	136	128	159	120	122	162	112	152
Penalty	27	25	24	17	15	18	17	13	19	17	18
YDS GAINED (tot)	5492	4170	4272	3769	4162	4358	4049	3572	4099	3738	3653
Avg per Game	422.5	347.5	356.0	314.1	320.2	335.2	311.5	297.7	341.6	311.5	304.4
RUSHING (net)	2328	1531	1100	1047	1445	1483	1544	1215	1342	1355	937
Avg per Game	179.1	127.6	91.7	87.3	111.2	114.1	118.8	101.3	111.8	112.9	78.1
Rushes	407	345	264	274	343	351	347	271	331	328	256
Yards per Rush	5.7	4.4	4.2	3.8	4.2	4.2	4.5	4.5	4.1	4.1	3.7
PASSING (net)	3164	2639	3172	2722	2717	2875	2505	2357	2757	2383	2716
Avg per Game	243.4	219.9	264.3	226.8	209.0	221.2	192.7	196.4	229.8	198.6	226.3
Attempts	380	360	446	471	437	445	386	376	427	339	450
Completions	255	233	302	289	280	280	216	229	292	216	295
Completion Pct	67.1%	64.7%	67.7%	61.4%	64.1%	62.9%	56.0%	60.9%	68.4%	63.7%	65.6%
Yards Gained	3291	2700	3337	2993	2875	3209	2702	2557	2979	2578	2980
Sacked	19	13	30	50	19	42	24	24	32	35	41
Yards Lost	127	61	165	271	158	334	197	200	222	195	264
Had Intercepted	3	5	5	12	8	9	14	10	11	1	12
Yards Opp Ret	38	86	73	266	33	73	94	62	130	0	174
Opp TDs on Int	0	0	1	2	0	0	1	0	0	0	1
PUNTS	42	40	41	64	60	60	54	48	37	58	45
Avg Yards	47.9	47.5	49.9	50.5	47.1	46.9	50.0	51.3	49.1	47.3	51.2
PUNT RETURNS	14	22	22	35	23	35	18	16	20	16	20
Avg Return	10.9	11.9	7.1	10.1	13.5	7.8	10.2	14.8	10.2	13.6	8.7
Returned for TD	0	0	0	0	0	0	0	1	0	0	0
KICKOFF RETURNS	26	13	27	28	12	20	18	23	17	9	16
Avg Return	25.4	26.4	27.9	22.6	28.1	29.0	28.7	25.5	26.9	30.7	30.4
Returned for TD	0	0	1	0	0	0	0	0	0	0	0
PENALTIES	105	73	63	87	83	95	72	67	68	67	73
Yards Penalized	885	552	515	644	746	769	517	475	576	506	611
FUMBLES BY	15	8	16	12	11	8	15	14	7	15	15
Fumbles Lost	6	2	8	6	7	5	6	7	3	5	11
Opp Fumbles	13	19	10	13	12	18	18	5	14	8	6
Opp Fumbles Lost	4	11	5	6	6	8	9	3	4	4	0
POSS. TIME (avg)	30:37	30:21	29:21	30:42	29:18	32:09	26:19	26:03	32:02	30:01	29:01
TOUCHDOWNS	47	43	41	24	32	31	29	25	31	26	22
Rushing	17	21	9	6	10	14	12	10	11	12	7
Passing	29	20	30	16	18	15	16	13	19	13	14
Returns	1	2	2	2	4	2	1	2	1	1	1
EXTRA POINT KICKS	42/44	38/42	37/38	14/16	31/31	29/29	25/25	19/19	28/29	21/24	18/18
2-PT CONVERSIONS	1/3	1/1	1/3	5/8	0/1	0/2	1/4	4/6	0/1	1/2	2/4
FIELD GOALS MADE/ATTEMPTED	19/27	19/23	16/22	16/23	26/29	31/37	22/25	17/19	25/28	27/29	23/28
POINTS SCORED	383	355	335	218	305	308	267	228	289	260	223

# 2024 NATIONAL FOOTBALL LEAGUE

## TEAM DEFENSIVE TOTALS

CATEGORY	BAL	BUF	CIN	CLE	DEN	HOU	IND	JAX	KC	LAC	LV
POINTS ALLOWED	318	224	340	308	234	288	298	339	235	188	333
OPP FIRST DOWNS	269	231	266	211	247	231	278	282	220	218	234
Rushing	59	74	99	76	62	75	106	92	68	78	68
Passing	179	139	144	120	154	130	155	166	133	118	145
Penalty	31	18	23	15	31	26	17	24	19	22	21
OPP YARDS GAINED (tot)	4519	3859	4430	4195	4104	4010	4932	4877	3743	3910	3932
Avg per Game	347.6	321.6	369.2	349.6	315.7	308.5	379.4	406.4	311.9	325.8	327.7
OPP RUSHING (net)	1075	1463	1538	1543	1231	1426	1911	1598	1054	1433	1377
Avg per Game	82.7	121.9	128.2	128.6	94.7	109.7	147.0	133.2	87.8	119.4	114.8
Rushes	303	297	354	334	325	325	418	369	282	309	322
Yards per Rush	3.6	4.9	4.3	4.6	3.8	4.4	4.6	4.3	3.7	4.6	4.3
OPP PASSING (net)	3444	2396	2892	2652	2873	2584	3021	3279	2689	2477	2555
Avg per Game	264.9	199.7	241.0	221.0	221.0	198.8	232.4	273.3	224.1	206.4	212.9
Pass Attempts	489	391	408	357	471	430	423	409	400	401	404
Pass Completions	316	268	266	219	304	242	298	288	262	254	268
Completion Pct	64.6%	68.5%	65.2%	61.3%	64.5%	56.3%	70.5%	70.4%	65.5%	63.3%	66.3%
Yards Gained	3687	2589	3011	2847	3146	2868	3226	3434	2823	2661	2771
Sacked	41	29	21	32	47	42	32	23	24	36	25
Yards Lost	243	193	119	195	273	284	205	155	134	184	216
INTERCEPTED BY	7	13	7	4	12	16	9	5	6	13	5
Yards Returned	1	119	168	-2	409	197	66	38	52	151	92
Returned for TD	0	2	1	0	3	1	0	0	0	1	1
OPP PUNT RETURNS	21	17	19	26	24	19	24	21	18	23	17
Avg Return	7.8	9.1	8.5	15.7	7.9	4.3	11.3	9.3	11.8	9.1	12.4
Returned for TD	0	0	0	1	0	0	0	0	0	0	0
OPP KICKOFF RETURNS	18	17	13	22	18	30	10	5	15	16	20
Avg Return	27.5	32.8	24.9	27.5	26.1	26.3	28.3	29.8	29.7	28.5	24.1
Returned for TD	0	1	0	1	0	0	0	0	0	0	0
OPP TOUCHDOWNS	34	25	41	37	23	33	32	39	26	20	35
Rushing	11	7	16	17	6	7	14	15	9	6	11
Passing	23	16	22	16	17	26	17	24	17	14	21
Returns	0	2	3	4	0	0	1	0	0	0	3

# 2024 NATIONAL FOOTBALL LEAGUE

## TEAM OFFENSIVE TOTALS

CATEGORY	MIA	NE	NYJ	PIT	TEN	ARI	ATL	CAR	CHI	DAL	DET
GAMES (W-L-T)	5-7-0	3-10-0	3-9-0	9-3-0	3-9-0	6-6-0	6-6-0	3-9-0	4-8-0	5-7-0	11-1-0
FIRST DOWNS	238	226	210	235	212	241	244	197	220	232	279
Rushing	67	77	53	86	76	96	77	66	75	60	108
Passing	150	126	136	116	112	127	145	115	122	141	152
Penalty	21	23	21	33	24	18	22	16	23	31	19
YDS GAINED (tot)	3938	3784	3496	4128	3568	4168	4327	3508	3589	3872	4742
Avg per Game	328.2	291.1	291.3	344.0	297.3	347.3	360.6	292.3	299.1	322.7	395.2
RUSHING (net)	1324	1554	1048	1597	1337	1697	1413	1263	1308	1030	1853
Avg per Game	110.3	119.5	87.3	133.1	111.4	141.4	117.8	105.3	109.0	85.8	154.4
Rushes	330	342	256	403	312	330	327	281	315	275	389
Yards per Rush	4.0	4.5	4.1	4.0	4.3	5.1	4.3	4.5	4.2	3.8	4.8
PASSING (net)	2614	2230	2448	2531	2231	2471	2914	2245	2281	2842	2889
Avg per Game	217.8	171.5	204.0	210.9	185.9	205.9	242.8	187.1	190.1	236.8	240.8
Attempts	403	416	427	350	369	358	405	396	412	479	352
Completions	282	266	268	230	230	246	272	245	253	302	253
Completion Pct	70.0%	63.9%	62.8%	65.7%	62.3%	68.7%	67.2%	61.9%	61.4%	63.1%	71.9%
Yards Gained	2842	2524	2663	2751	2465	2603	3090	2370	2612	3011	3071
Sacked	32	43	28	34	43	21	25	21	49	30	24
Yards Lost	228	294	215	220	234	132	176	125	331	169	182
Had Intercepted	5	9	8	4	13	6	13	12	5	11	9
Yards Opp Ret	80	118	196	51	193	103	196	197	36	119	33
Opp TDs on Int	1	1	2	1	3	1	1	1	0	0	0
PUNTS	39	58	51	43	59	37	35	54	57	43	37
Avg Yards	45.7	50.2	48.1	46.4	49.0	49.3	47.5	45.4	48.3	47.7	51.0
PUNT RETURNS	19	25	26	21	28	12	15	18	17	12	33
Avg Return	9.4	15.2	8.9	11.4	7.7	9.7	9.3	8.7	9.3	11.8	13.6
Returned for TD	0	0	0	1	0	0	0	0	0	1	1
KICKOFF RETURNS	14	17	22	17	29	23	21	32	17	28	9
Avg Return	27.6	25.1	30.7	21.2	26.0	28.5	25.7	24.8	29.7	33.9	33.6
Returned for TD	0	0	1	0	0	1	0	0	0	2	0
PENALTIES	77	88	89	79	100	61	67	88	78	86	74
Yards Penalized	642	718	772	628	758	573	561	715	606	620	730
FUMBLES BY	19	21	15	13	21	16	16	12	10	24	10
Fumbles Lost	8	8	5	6	10	8	4	5	4	10	2
Opp Fumbles	10	17	16	21	12	15	14	11	17	14	14
Opp Fumbles Lost	4	5	8	12	4	7	4	6	10	5	5
POSS. TIME (avg)	31:36	29:36	29:02	32:42	30:58	28:51	29:13	27:09	30:13	28:48	31:51
TOUCHDOWNS	24	22	27	28	23	27	28	23	28	24	47
Rushing	8	8	6	11	7	12	9	10	12	4	21
Passing	16	13	20	15	16	13	17	13	14	16	24
Returns	0	1	1	2	0	2	2	0	2	4	2
EXTRA POINT KICKS	20/20	17/18	20/22	26/26	22/22	24/24	24/24	20/20	19/20	21/21	44/45
2-PT CONVERSIONS	1/4	3/4	2/5	0/2	0/1	2/3	1/3	1/3	3/8	1/3	0/1
FIELD GOALS MADE/ATTEMPTED	22/26	22/28	13/19	34/37	19/20	24/27	21/29	19/22	16/20	27/32	19/20
POINTS SCORED	232	221	225	296	221	266	257	217	241	248	383



# 2024 NATIONAL FOOTBALL LEAGUE

## TEAM DEFENSIVE TOTALS

CATEGORY	MIA	NE	NYJ	PIT	TEN	ARI	ATL	CAR	CHI	DAL	DET
POINTS ALLOWED	266	307	268	224	332	259	291	366	240	339	203
OPP FIRST DOWNS	219	263	231	212	219	249	240	288	221	240	224
Rushing	73	92	93	71	75	85	95	113	85	105	56
Passing	127	146	106	124	111	147	134	148	121	119	135
Penalty	19	25	32	17	33	17	11	27	15	16	33
OPP YARDS GAINED (tot)	3737	4423	3614	3734	3503	4018	4115	4705	4134	4316	3844
Avg per Game	311.4	340.2	301.2	311.2	291.9	334.8	342.9	392.1	344.5	359.7	320.3
OPP RUSHING (net)	1290	1621	1515	1086	1441	1408	1455	2002	1621	1771	1122
Avg per Game	107.5	124.7	126.3	90.5	120.1	117.3	121.3	166.8	135.1	147.6	93.5
Rushes	296	377	368	266	339	324	333	414	332	364	257
Yards per Rush	4.4	4.3	4.1	4.1	4.3	4.4	4.4	4.8	4.9	4.9	4.4
OPP PASSING (net)	2447	2802	2099	2648	2062	2610	2660	2703	2513	2545	2722
Avg per Game	203.9	215.5	174.9	220.7	171.8	217.5	221.7	225.3	209.4	212.1	226.8
Pass Attempts	383	400	340	402	344	385	401	378	357	347	435
Pass Completions	247	261	207	252	225	264	287	260	224	232	264
Completion Pct	64.5%	65.3%	60.9%	62.7%	65.4%	68.6%	71.6%	68.8%	62.8%	66.9%	60.7%
Yards Gained	2602	2953	2375	2845	2242	2822	2742	2848	2702	2758	2924
Sacked	21	27	37	29	26	34	15	21	30	34	30
Yards Lost	155	151	276	197	180	212	82	145	189	213	202
INTERCEPTED BY	7	6	2	13	6	6	7	7	9	9	14
Yards Returned	14	43	0	155	57	10	93	74	87	76	116
Returned for TD	0	0	0	0	0	0	1	0	1	1	1
OPP PUNT RETURNS	13	28	23	16	39	15	19	19	32	18	15
Avg Return	12.1	13.4	8.7	4.5	15.3	11.3	13.6	7.8	11.4	13.7	6.3
Returned for TD	0	1	0	0	1	0	0	0	0	0	0
OPP KICKOFF RETURNS	14	15	17	30	17	7	22	30	23	30	16
Avg Return	25.5	25.5	21.6	27.6	34.0	34.4	27.4	24.7	28.4	25.8	31.8
Returned for TD	0	0	0	0	0	0	0	0	0	0	0
OPP TOUCHDOWNS	26	35	28	25	39	26	29	41	23	39	20
Rushing	11	11	17	12	14	10	6	18	12	21	9
Passing	13	22	9	12	20	14	21	22	11	17	10
Returns	2	2	2	1	5	2	2	1	0	1	1

# 2024 NATIONAL FOOTBALL LEAGUE

## TEAM OFFENSIVE TOTALS

CATEGORY	GB	LAR	MIN	NO	NYG	PHI	SEA	SF	TB	WAS	NFL/Avg
GAMES (W-L-T)	9-3-0	6-6-0	10-2-0	4-8-0	2-10-0	10-2-0	7-5-0	5-7-0	6-6-0	8-5-0	---
FIRST DOWNS	244	251	247	223	227	255	244	244	272	287	238.8
Rushing	96	85	75	90	85	123	61	89	90	116	81.8
Passing	126	140	142	115	125	116	157	133	157	144	135.5
Penalty	22	26	30	18	17	16	26	22	25	27	21.6
YDS GAINED (tot)	4594	3972	4135	4148	3589	4532	4068	4472	4511	4909	4105.8
Avg per Game	382.8	331.0	344.6	345.7	299.1	377.7	339.0	372.7	375.9	377.6	336.9
RUSHING (net)	1782	1202	1356	1581	1391	2267	1064	1675	1646	2040	1461.1
Avg per Game	148.5	100.2	113.0	131.8	115.9	188.9	88.7	139.6	137.2	156.9	119.9
Rushes	372	296	335	343	313	442	272	340	324	413	329.0
Yards per Rush	4.8	4.1	4.1	4.6	4.4	5.1	3.9	4.9	5.1	4.9	4.4
PASSING (net)	2812	2770	2779	2567	2198	2265	3004	2797	2865	2869	2644.7
Avg per Game	234.3	230.8	231.6	213.9	183.2	188.8	250.3	233.1	238.8	220.7	217.0
Attempts	347	410	361	380	414	307	437	353	408	388	396.5
Completions	223	270	245	244	262	209	301	230	289	271	258.7
Completion Pct	64.3%	65.9%	67.9%	64.2%	63.3%	68.1%	68.9%	65.2%	70.8%	69.9%	65.2%
Yards Gained	2898	2983	3012	2695	2446	2499	3276	2906	3039	3022	2843.1
Sacked	15	28	37	23	40	32	40	25	28	30	30.5
Yards Lost	86	213	233	128	248	234	272	109	174	153	198.4
Had Intercepted	11	7	10	7	8	5	12	9	11	6	8.5
Yards Opp Ret	128	68	62	47	66	57	163	68	124	23	98.7
Opp TDs on Int	2	0	0	1	2	0	1	0	0	0	0.7
PUNTS	40	45	41	50	55	40	50	32	40	37	46.6
Avg Yards	47.3	42.4	45.7	44.1	46.2	49.6	48.7	43.4	44.0	46.5	47.7
PUNT RETURNS	16	13	20	19	22	21	15	21	12	17	20.1
Avg Return	8.3	8.2	7.1	14.0	6.9	10.1	7.4	9.4	9.5	10.5	10.2
Returned for TD	0	0	0	1	0	0	0	0	0	0	0.2
KICKOFF RETURNS	12	18	8	24	29	19	27	24	22	25	20.2
Avg Return	28.3	27.1	24.6	26.8	26.1	26.0	27.7	27.2	25.4	29.3	27.2
Returned for TD	0	0	0	0	0	0	1	0	0	0	0.2
PENALTIES	82	64	74	75	71	74	88	71	72	78	77.8
Yards Penalized	594	558	607	725	553	583	692	582	548	620	630.7
FUMBLES BY	9	13	15	10	19	13	17	21	19	14	14.5
Fumbles Lost	3	5	9	6	9	6	7	10	4	3	6.2
Opp Fumbles	21	12	14	12	16	22	15	17	20	17	14.5
Opp Fumbles Lost	12	5	6	3	8	7	4	5	9	9	6.2
POSS. TIME (avg)	30:52	28:31	30:38	29:34	30:56	32:06	28:37	31:28	31:04	30:30	30:00
TOUCHDOWNS	36	30	32	31	19	38	32	27	39	41	30.5
Rushing	12	10	6	14	10	24	14	11	13	23	11.7
Passing	23	17	23	16	8	14	13	14	25	17	17.2
Returns	1	3	3	1	1	0	5	2	1	1	1.7
EXTRA POINT KICKS	32/32	24/26	30/31	26/28	12/13	32/33	27/30	24/25	34/36	34/36	96.2%
2-PT CONVERSIONS	2/4	0/3	0/1	1/3	0/6	2/5	0/2	0/2	1/3	3/4	37.1%
FIELD GOALS MADE/ATTEMPTED	22/28	16/21	25/28	20/22	19/23	18/23	17/20	28/34	21/23	30/37	83.6%
POINTS SCORED	318	254	297	276	183	320	272	270	335	376	277.5

# 2024 NATIONAL FOOTBALL LEAGUE

## TEAM DEFENSIVE TOTALS

CATEGORY	GB	LAR	MIN	NO	NYG	PHI	SEA	SF	TB	WAS	NFL/Avg
POINTS ALLOWED	240	290	219	281	279	218	265	295	296	296	277.5
OPP FIRST DOWNS	230	247	220	249	220	214	237	222	259	252	238.8
Rushing	80	92	49	91	89	76	80	85	78	96	81.8
Passing	136	132	153	136	113	120	134	122	158	132	135.5
Penalty	14	23	18	22	18	18	23	15	23	24	21.6
OPP YARDS GAINED (tot)	3887	4314	3899	4621	4081	3393	4051	3719	4505	4260	4105.8
Avg per Game	323.9	359.5	324.9	385.1	340.1	282.8	337.6	309.9	375.4	327.7	336.9
OPP RUSHING (net)	1279	1730	976	1632	1750	1257	1524	1439	1406	1781	1461.1
Avg per Game	106.6	144.2	81.3	136.0	145.8	104.8	127.0	119.9	117.2	137.0	119.9
Rushes	304	375	261	323	343	286	326	327	301	373	329.0
Yards per Rush	4.2	4.6	3.7	5.1	5.1	4.4	4.7	4.4	4.7	4.8	4.4
OPP PASSING (net)	2608	2584	2923	2989	2331	2136	2527	2280	3099	2479	2644.7
Avg per Game	217.3	215.3	243.6	249.1	194.3	178.0	210.6	190.0	258.3	190.7	217.0
Pass Attempts	388	357	462	414	341	389	400	362	454	367	396.5
Pass Completions	260	237	296	262	237	242	261	231	306	238	258.7
Completion Pct	67.0%	66.4%	64.1%	63.3%	69.5%	62.2%	65.3%	63.8%	67.4%	64.9%	65.2%
Yards Gained	2825	2817	3189	3163	2559	2403	2740	2416	3325	2666	2843.1
Sacked	32	28	39	27	36	36	30	28	33	32	30.5
Yards Lost	217	233	266	174	228	267	213	136	226	187	198.4
INTERCEPTED BY	11	10	18	12	1	7	9	11	5	4	8.5
Yards Returned	164	134	123	166	1	1	233	167	28	124	98.7
Returned for TD	1	2	2	0	0	0	2	1	0	1	0.7
OPP PUNT RETURNS	16	15	18	17	23	19	23	13	16	17	20.1
Avg Return	7.7	8.5	6.5	7.2	10.4	7.0	8.8	15.2	13.3	6.9	10.2
Returned for TD	0	0	0	0	1	0	0	0	1	0	0.2
OPP KICKOFF RETURNS	31	4	9	45	9	15	32	24	13	59	20.2
Avg Return	26.4	30.3	27.6	25.4	27.0	29.1	27.3	28.8	28.2	26.5	27.2
Returned for TD	0	0	0	0	0	0	1	1	0	2	0.2
OPP TOUCHDOWNS	28	31	24	31	30	23	30	35	33	36	30.5
Rushing	10	10	5	15	13	8	10	19	11	13	11.7
Passing	16	20	18	12	13	13	17	15	21	21	17.2
Returns	2	1	1	4	4	2	3	1	1	2	1.7

# 2024 NATIONAL FOOTBALL LEAGUE

---

# 2024 NATIONAL FOOTBALL LEAGUE

## AFC TEAM RANKINGS

TEAM	OFFENSE			DEFENSE		
	TOTAL	RUSH	PASS	TOTAL	RUSH	PASS
BAL	*1	1	2	12	1	15
BUF	3	3	7	8	10	4
CIN	2	13	*1	14	13	14
CLE	9	15	4	13	14	10t
DEN	8	10	10	7	4	10t
HOU	6	6	6	3	6	3
IND	11	5	14	15	16	13
JAX	13	12	13	16	15	16
KC	5	8	3	6	2	12
LAC	10	7	12	9	8	6
LV	12	16	5	10	7	7
MIA	7	11	8	5	5	5
NE	16	4	16	11	11	8
NYJ	15	14	11	2	12	2
PIT	4	2	9	4	3	9
TEN	14	9	15	1	9	*1

## NFC TEAM RANKINGS

TEAM	OFFENSE			DEFENSE		
	Total	Rush	Pass	Total	Rush	Pass
ARI	8	5	12	7	6	10
ATL	7	9	2	10	8	11
CAR	16	13	15	16	16	12
CHI	14t	12	13	11	10	5
DAL	13	16	5	13	15	7
DET	1	3	3	3	2	13
GB	2	4	6	4	4	9
LAR	12	14	9	12	13	8
MIN	10	11	8	5	*1	14
NO	9	8	11	15	11	15
NYG	14t	10	16	9	14	4
PHI	3	*1	14	*1	3	1
SEA	11	15	1	8	9	6
SF	6	6	7	2	7	2
TB	5	7	4	14	5	16
WAS	4	2	10	6	12	3

t = Tied for position

\* = League Leader

# 2024 NATIONAL FOOTBALL LEAGUE

---

## NFL TEAM RANKINGS

TEAM	OFFENSE			DEFENSE		
	TOTAL	RUSH	PASS	TOTAL	RUSH	PASS
ARI	11	6	22	17	13	18
ATL	8	14	4	21	17	22
BAL	*1	2	3	23	2	31
BUF	10	11	17	11	18	8
CAR	30	24	29	31	32	24
CHI	26t	23	27	22	25	11
CIN	9	27	*1	27	22	27
CLE	22	30	13	24	23	20t
DAL	20	31	7	26	31	13
DEN	21	21	21	9	6	20t
DET	2	4	5	10	5	25
GB	3	5	8	12	8	17
HOU	17	16	15	4	10	7
IND	24	13	26	29	30	26
JAX	28	25	25	32	24	32
KC	15	19	12	8	3	23
LAC	23	18	24	14	14	10
LAR	18	26	11	25	28	15
LV	25	32	14	15	11	14
MIA	19	22	18	7	9	9
MIN	13	17	10	13	*1	28
NE	32	12	32	20	19	16
NO	12	10	19	30	26	29
NYG	26t	15	31	19	29	6
NYJ	31	29	23	3	20	2
PHI	4	*1	28	*1	7	3
PIT	14	9	20	6	4	19
SEA	16	28	2	18	21	12
SF	7	7	9	5	15	4
TB	6	8	6	28	12	30
TEN	29	20	30	2	16	*1
WAS	5	3	16	16	27	5

t = Tied for position

\* = League Leader

# 2024 NATIONAL FOOTBALL LEAGUE

## AFC TEAM OFFENSE RANK

TEAM	(A)	(B)	(C)	(D)	(E)	(F)	(G)	(H)	(I)	(J)	(K)	(L)	(M)	(N)	(O)	(P)	(Q)
BAL	1	1	1	1	2	1	2	3	1	2	4t	7	13	10	9	2	14
BUF	3	2	3	5	7	2	6	1	4	4	1	5	10	11	11	1	10
CIN	2	3	13	9	1	3	3	7	3	3	8	16	7	6	4	3	13
CLE	9	15	15	15	4	15	11	15	9	16	4t	10	15	3	8	15	15
DEN	8	8	10	8	10	9	7	2	10	8	10	4	6	13	6	7	4
HOU	6	9	6	7	6	10	9	11	7	10	3	14	4	14	3	6	9
IND	11	4	5	4	14	6	16	4	12	11	7	8	5	5	5	9	7
JAX	13	6	12	3	13	11	13	5	16	15	11	2	12	1	1	11	5
KC	5	10	8	12	3	8	12	8	2	1	2	9	9	7	15	5	6
LAC	10	5	7	10	12	5	1	13	15	9	4t	3	2	12	7	8	2
LV	12	14	16	16	5	12	14	10	8	13	13	13	3	2	2	13	11
MIA	7	11	11	13	8	7	5	9	5	5	15	11	8	16	14	10	8
NE	16	16	4	2	16	16	10	14	14	12	9	1	14	4	13	16	12
NYJ	15	13	14	11	11	14	8	6	13	6	16	12	1	9	12	12	16
PIT	4	7	2	14	9	4	4	12	6	7	12	6	16	15	10	4	3
TEN	14	12	9	6	15	13	15	16	11	14	14	15	11	8	16	14	1

## AFC TEAM DEFENSE RANK

TEAM	(A)	(B)	(C)	(D)	(E)	(F)	(G)	(H)	(I)	(J)	(K)	(L)	(M)	(N)	(O)	(P)	(Q)	(R)	(S)
BAL	12	11	1	1	15	11	12	6	13	13	2t	3	9	7	13	11	12	5	1
BUF	8	10	10	16	4	6	2	9	9t	10	1	7	15	10	2	3t	6	1	5
CIN	14	14	13	10	14	14	9	16	15	15	12	5	3	16	16	16	8	8	10
CLE	13	15	14	14	10t	15	15	5	1	6	8	16	8	8	4	12	2	13	13
DEN	7	2	4	3	10t	2	5	2	8	8	6t	4	6	12	11	2	16	4	8
HOU	3	4	6	12	3	1	1	3	3	5	9	1	7	15	15	6	14	7	4
IND	15	13	16	13	13	13	6	7	14	16	5	10	11	2	7	9	5	9	15
JAX	16	16	15	9	16	16	14	14	16	14	13	9	14	9	8	15	13	15t	16
KC	6	7	2	2	12	10	10t	13	7	9	2t	11	13	11	12	5	3	6	3
LAC	9	6	8	15	6	5	3	4	4	1	10t	8	12	14	14	1	1	2t	11
LV	10	5	7	7	7	7	13	12	11	12	15	13	2	4	5	14	15	14	12
MIA	5	8	5	11	5	8	7	15	5t	3	6t	12	4	13	9	7	10	10	6
NE	11	12	11	8	8	12	10t	11	12	11	2t	14	5	1	1	10	7	12	14
NYJ	2	1	12	5	2	3	16	1	9t	7	14	6	1	3	6	8	11	11	9
PIT	4	9	3	4	9	9	4	10	2	2	10t	2	10	6	3	3t	4	2t	2
TEN	1	3	9	6	1	4	8	8	5t	4	16	15	16	5	10	13	9	15t	7

- (A) Total Yards per Game
- (B) Total Yards per Play
- (C) Rushing Yards per Game
- (D) Rushing Yards per Attempt
- (E) Passing Net Yards per Game
- (F) Passing Net Yards per Play
- (G) Passing, Percent Had Intercepted
- (H) Sacks per Pass Play
- (I) First Downs per Game
- (J) Third Down Efficiency

- (K) Fourth Down Efficiency
- (L) Punt Return Average
- (M) Kickoff Return Average
- (N) Gross Punting Average
- (O) Net Punting Average
- (P) Points per Game
- (Q) Field Goal Percentage
- (R) Points per Game Differential (combined offense/defense)
- (S) Net Yards per Game Differential (combined offense/defense)

# 2024 NATIONAL FOOTBALL LEAGUE

## NFC TEAM OFFENSE RANK

TEAM	(A)	(B)	(C)	(D)	(E)	(F)	(G)	(H)	(I)	(J)	(K)	(L)	(M)	(N)	(O)	(P)	(Q)
ARI	8	6	5	1	12	9	4	3	11	6	15t	6	5	3	2	10	5
ATL	7	8	9	11	2	6	16	5	7t	12	2	10	13	7	13	11	16
CAR	16	13	13	9	15	14	14	2	16	14	14	11	15	12	7	15	6
CHI	14t	16	12	12	13	15	1	16	15	15	7	9	3	5	9	14	12
DAL	13	14	16	16	5	13	8	6	12	13	15t	3	1	6	11	13	8
DET	1	3	3	7	3	2	10	7	1	2	4	2	2	1	1	1	1
GB	2	1	4	6	6	1	15	1	7t	9	11t	12	6	8	4	5	13
LAR	12	12	14	13	9	11	5	8	5	16	5	13	9	16	14	12	15
MIN	10	9	11	14	8	4	13	14	6	7	6	15	16	11	8	6	4
NO	9	10	8	8	11	10	6	4	14	8	10	1	10	13	12	7	3
NYG	14t	15	10	10	16	16	7	13	13	11	9	16	11	10	10	16	9
PHI	3	7	1	2	14	7	3	15	4	5	3	5	12	2	3	4	14
SEA	11	11	15	15	1	12	12	12	7t	10	11t	14	7	4	6	8	7
SF	6	2	6	5	7	3	9	10	7t	4	13	8	8	15	16	9	10
TB	5	4	7	3	4	8	11	9	2	1	8	7	14	14	15	3	2
WAS	4	5	2	4	10	5	2	11	3	3	1	4	4	9	5	2	11

## NFC TEAM DEFENSE RANK

TEAM	(A)	(B)	(C)	(D)	(E)	(F)	(G)	(H)	(I)	(J)	(K)	(L)	(M)	(N)	(O)	(P)	(Q)	(R)	(S)
ARI	7	7	6	3	10	9	13	4	13t	15	8	11	16	11	13	6	15	7t	8
ATL	10	8	8	5	11	11	12	16	10t	14	5	14	8	2	3	12	16	12	7
CAR	16	14	16	12	12	15	10	15	16	16	7	7	1	6	5	16	12	16	16
CHI	11	13	10	14	5	12	8	7	4	3	6	12	11	10	10	4t	7	9	15
DAL	13	15	15	13	7	13	7	2	10t	4	15t	15	3	7	7	15	13	14	12
DET	3	4	2	4	13	4	2	13	6	1	2	1	15	16	4	1	8	1	2
GB	4	6	4	2	9	7	5	8	7	6	10	6	4	15	16	4t	10	3t	4
LAR	12	11	13	8	8	14	6	9	12	10	15t	8	14	9	9	11	14	13	11
MIN	5	2	1	1	14	2	1	6	2t	5	1	2	9	12	14	3	2	3t	6
NO	15	16	11	15	15	16	4	14	13t	7	3	5	2	3	1	10	3	10	13
NYG	9	10	14	16	4	6	16	1	2t	8	12	10	6	13	12	9	9	15	14
PHI	1	1	3	6	1	1	11	3	1	2	13t	4	13	4	6	2	4	2	1
SEA	8	5	9	10	6	5	9	11	9	9	4	9	7	5	8	7	6	7t	9
SF	2	3	7	7	2	3	3	10	5	13	11	16	12	14	15	13	11	11	3
TB	14	12	5	9	16	10	14	12	15	12	13t	13	10	1	2	14	1	6	10
WAS	6	9	12	11	3	8	15	5	8	11	9	3	5	8	11	8	5	5	5

- (A) Total Yards per Game
- (B) Total Yards per Play
- (C) Rushing Yards per Game
- (D) Rushing Yards per Attempt
- (E) Passing Net Yards per Game
- (F) Passing Net Yards per Play
- (G) Passing, Percent Had Intercepted
- (H) Sacks per Pass Play
- (I) First Downs per Game
- (J) Third Down Efficiency

- (K) Fourth Down Efficiency
- (L) Punt Return Average
- (M) Kickoff Return Average
- (N) Gross Punting Average
- (O) Net Punting Average
- (P) Points per Game
- (Q) Field Goal Percentage
- (R) Points per Game Differential (combined offense/defense)
- (S) Net Yards per Game Differential (combined offense/defense)



# 2024 NATIONAL FOOTBALL LEAGUE

## NFL TEAM OFFENSE RANK

TEAM	(A)	(B)	(C)	(D)	(E)	(F)	(G)	(H)	(I)	(J)	(K)	(L)	(M)	(N)	(O)	(P)	(Q)
BAL	1	1	2	1	3	1	2	4	2	3	6t	10	27	15	13	3	30
BUF	10	8	11	15	17	5	7	1	9	8	1t	7	20	17	18	2	18t
CIN	9	10	27	20	1	10	3	13	7	5	12	31	13	7	6	5t	28
CLE	22	29	30	30	13	29	19	30	24	32	6t	14	31	4	12	29	31
DEN	21	20	21	19	21	21	12	3	25	17	19	6	12	21	9	13	7
HOU	17	21	16	18	15	22	16	23	19	20	5	27	8	22	4	12	17
IND	24	16	13	13	26	18	32	9	27	22	9t	12	9	6	8	22	12
JAX	28	18	25	12	25	23	23	11	31	31	21	2	25	1	2	25	8
KC	15	22	19	25	12	20	22	18	5	1	3	13	18	10	25	11	9t
LAC	23	17	18	22	24	14	1	27	30	18	6t	4	4	19	11	18	3
LV	25	28	32	32	14	25	24	21	23	26	25	24	5	2	3	27	21
MIA	19	23	22	27	18	19	6	20	16	11	29	19	15	26	24	24	15
NE	32	30	12	10	32	31	17	28	29	25	14t	1	28	5	20	31	24t
NYJ	31	27	29	23	23	28	14	12	28	12	32	22	3	14	19	26	32
PIT	14	19	9	28	20	11	4	25	17	13	22t	9	32	24	14	10	4
TEN	29	26	20	17	30	26	31	31	26	28	26t	28	22t	11	31	28	1t
ARI	11	7	6	2	22	13	10	6	15	10	30t	16	10	9	5	17	11
ATL	8	11	14	16	4	8	30	8	11t	23	4	21	24	18	28	19	29
CAR	30	24	24	11	29	27	28	5	32	27	28	23	29	28	17	30	13
CHI	26t	32	23	21	27	30	5	32	22	29	16	20	6	13	22	23	23
DAL	20	25	31	31	7	24	18	10	18	24	30t	8	1	16	26	21	16
DET	2	4	4	8	5	3	21	14	1	4	11	5	2	3	1	1	1t
GB	3	2	5	7	8	2	29	2	11t	16	22t	25	11	20	10	8	24t
LAR	18	15	26	24	11	16	11	15	8	30	13	26	17	32	29	20	27
MIN	13	12	17	26	10	6	27	26	10	14	14t	30	30	27	21	9	9t
NO	12	13	10	9	19	15	13	7	21	15	20	3	19	29	27	14	6
NYG	26t	31	15	14	31	32	15	24	20	21	18	32	21	25	23	32	18t
PHI	4	9	1	3	28	9	9	29	6	9	9t	15	22t	8	7	7	26
SEA	16	14	28	29	2	17	26	22	11t	19	22t	29	14	12	16	15	14
SF	7	3	7	6	9	4	20	17	11t	7	26t	18	16	31	32	16	20
TB	6	5	8	4	6	12	25	16	3	2	17	17	26	30	30	5t	5
WAS	5	6	3	5	16	7	8	19	4	6	1t	11	7	23	15	4	22

- (A) Total Yards per Game
- (B) Total Yards per Play
- (C) Rushing Yards per Game
- (D) Rushing Yards per Attempt
- (E) Passing Net Yards per Game
- (F) Passing Net Yards per Play
- (G) Passing, Percent Had Intercepted
- (H) Sacks per Pass Play
- (I) First Downs per Game

- (J) Third Down Efficiency
- (K) Fourth Down Efficiency
- (L) Punt Return Average
- (M) Kickoff Return Average
- (N) Gross Punting Average
- (O) Net Punting Average
- (P) Points per Game
- (Q) Field Goal Percentage

# 2024 NATIONAL FOOTBALL LEAGUE

## NFL TEAM DEFENSE RANK

TEAM	(A)	(B)	(C)	(D)	(E)	(F)	(G)	(H)	(I)	(J)	(K)	(L)	(M)	(N)	(O)	(P)	(Q)	(R)	(S)
BAL	23	18	2	1	31	23	25	13	25	25	7t	9	17	17	27	23	18t	10	2
BUF	11	16	18	30	8	7	3	20	16t	20	4t	16	30	23	5	6t	11	2	10
CIN	27	23	22	12	27	28	21	31	30	28	26	12	4	31	32	31	13t	17t	20
CLE	24	30	23	22	20t	31	28	8	1	12	19	32	16	19	8	26	3	26	24
DEN	9	3	6	4	20t	3	12	3	14	16	16t	11	9	25	17	3	29	9	16
HOU	4	5	10	17	7	2	2	5	3	9	21	1	10	29	31	13	26	13	9
IND	29	22	30	20	26	25	15	17	28	30	14	20	21	8	12	17	10	20	30
JAX	32	32	24	11	32	32	27	28	31	27	29	18	27	20	13	29t	21t	30t	32
KC	8	10	3	2	23	19	23t	27	8t	18	7t	23	26	24	21	8	5	11	8
LAC	14	9	14	23	10	6	4	7	5	2t	22t	17	23	27	30	1	1	7t	21
LV	15	8	11	9	14	12	26	26	19	22	31	25	2	12	10	28	27	29	22
MIA	7	12	9	14	9	13	17	30	6t	7	16t	24	6	26	15	14	16	21t	13
NE	20	20	19	10	16	24	23t	24	23	21	7t	27	7	4	1	20	12	25	29
NYJ	3	2	20	6	2	4	31	1	16t	15	30	14	1	11	11	15	17	24	19
PIT	6	13	4	5	19	14	5	22	2	4	22t	2	19	16	6	6t	8t	7t	7
TEN	2	4	16	8	1	5	20	18	6t	8	32	31	31	14	16	27	15	30t	15
ARI	17	17	13	13	18	18	22	9	26t	31	12	21	32	18	25	11	31	14t	14
ATL	21	19	17	16	22	21	19	32	21t	29	6	28	15	2	4	22	32	21t	12
CAR	31	28	32	27	24	29	16	29	32	32	11	10	3	7	9	32	25	32	31
CHI	22	27	25	29	11	22	13	12	11	5	7t	22	22	15	22	9t	18t	16	28
DAL	26	29	31	28	13	26	11	4	21t	6	27t	29	8	9	18	29t	28	27	25
DET	10	11	5	15	25	10	6	23	13	1	2	3	29	32	7	2	20	1	3
GB	12	15	8	7	17	16	9	14	15	11	15	8	11	30	29	9t	23	4t	5
LAR	25	25	28	21	15	27	10	15	24	19	27t	13	28	13	20	21	30	23	23
MIN	13	6	1	3	28	8	1	11	8t	10	1	4	18	21	26	5	4	4t	11
NO	30	31	26	31	29	30	8	25	26t	13	3	7	5	3	2	19	6	17t	26
NYG	19	24	29	32	6	15	32	2	8t	14	20	19	13	22	24	18	21t	28	27
PHI	1	1	7	18	3	1	18	6	4	2t	22t	6	25	5	14	4	7	3	1
SEA	18	14	21	25	12	11	14	19	20	17	4t	15	14	6	19	12	13t	14t	17
SF	5	7	15	19	4	9	7	16	12	26	16t	30	24	28	28	24	24	19	4
TB	28	26	12	24	30	20	29	21	29	24	22t	26	20	1	3	25	2	12	18
WAS	16	21	27	26	5	17	30	10	18	23	13	5	12	10	23	16	8t	6	6

- (A) Total Yards per Game
- (B) Total Yards per Play
- (C) Rushing Yards per Game
- (D) Rushing Yards per Attempt
- (E) Passing Net Yards per Game
- (F) Passing Net Yards per Play
- (G) Passing, Percent Had Intercepted
- (H) Sacks per Pass Play
- (I) First Downs per Game
- (J) Third Down Efficiency

- (K) Fourth Down Efficiency
- (L) Punt Return Average
- (M) Kickoff Return Average
- (N) Gross Punting Average
- (O) Net Punting Average
- (P) Points per Game
- (Q) Field Goal Percentage
- (R) Points per Game Differential (combined offense/defense)
- (S) Net Yards per Game Differential (combined offense/defense)



# 2024 NATIONAL FOOTBALL LEAGUE

## AFC TOTAL OFFENSE

RANK	TEAM	TOTAL	RUSH	PASS	TOTAL/G	RUSH/G	PASS/G
1	Baltimore	5492	2328	3164	422.5	179.1	243.4
2	Cincinnati	4272	1100	3172	356.0	91.7	264.3
3	Buffalo	4170	1531	2639	347.5	127.6	219.9
4	Pittsburgh	4128	1597	2531	344.0	133.1	210.9
5	Kansas City	4099	1342	2757	341.6	111.8	229.8
6	Houston	4358	1483	2875	335.2	114.1	221.2
7	Miami	3938	1324	2614	328.2	110.3	217.8
8	Denver	4162	1445	2717	320.2	111.2	209.0
9	Cleveland	3769	1047	2722	314.1	87.3	226.8
10	Los Angeles Chargers	3738	1355	2383	311.5	112.9	198.6
11	Indianapolis	4049	1544	2505	311.5	118.8	192.7
12	Las Vegas	3653	937	2716	304.4	78.1	226.3
13	Jacksonville	3572	1215	2357	297.7	101.3	196.4
14	Tennessee	3568	1337	2231	297.3	111.4	185.9
15	New York Jets	3496	1048	2448	291.3	87.3	204.0
16	New England	3784	1554	2230	291.1	119.5	171.5
	<b>TOTALS</b>	<b>64248</b>	<b>22187</b>	<b>42061</b>	<b>326.1</b>	<b>112.6</b>	<b>213.5</b>

## AFC TOTAL DEFENSE

RANK	TEAM	TOTAL	RUSH	PASS	TOTAL/G	RUSH/G	PASS/G
1	Tennessee	3503	1441	2062	291.9	120.1	171.8
2	New York Jets	3614	1515	2099	301.2	126.3	174.9
3	Houston	4010	1426	2584	308.5	109.7	198.8
4	Pittsburgh	3734	1086	2648	311.2	90.5	220.7
5	Miami	3737	1290	2447	311.4	107.5	203.9
6	Kansas City	3743	1054	2689	311.9	87.8	224.1
7	Denver	4104	1231	2873	315.7	94.7	221.0
8	Buffalo	3859	1463	2396	321.6	121.9	199.7
9	Los Angeles Chargers	3910	1433	2477	325.8	119.4	206.4
10	Las Vegas	3932	1377	2555	327.7	114.8	212.9
11	New England	4423	1621	2802	340.2	124.7	215.5
12	Baltimore	4519	1075	3444	347.6	82.7	264.9
13	Cleveland	4195	1543	2652	349.6	128.6	221.0
14	Cincinnati	4430	1538	2892	369.2	128.2	241.0
15	Indianapolis	4932	1911	3021	379.4	147.0	232.4
16	Jacksonville	4877	1598	3279	406.4	133.2	273.3
	<b>TOTALS</b>	<b>65522</b>	<b>22602</b>	<b>42920</b>	<b>332.6</b>	<b>114.7</b>	<b>217.9</b>

# 2024 NATIONAL FOOTBALL LEAGUE

## NFC TOTAL OFFENSE

RANK	TEAM	TOTAL	RUSH	PASS	TOTAL/G	RUSH/G	PASS/G
1	Detroit	4742	1853	2889	395.2	154.4	240.8
2	Green Bay	4594	1782	2812	382.8	148.5	234.3
3	Philadelphia	4532	2267	2265	377.7	188.9	188.8
4	Washington	4909	2040	2869	377.6	156.9	220.7
5	Tampa Bay	4511	1646	2865	375.9	137.2	238.8
6	San Francisco	4472	1675	2797	372.7	139.6	233.1
7	Atlanta	4327	1413	2914	360.6	117.8	242.8
8	Arizona	4168	1697	2471	347.3	141.4	205.9
9	New Orleans	4148	1581	2567	345.7	131.8	213.9
10	Minnesota	4135	1356	2779	344.6	113.0	231.6
11	Seattle	4068	1064	3004	339.0	88.7	250.3
12	Los Angeles Rams	3972	1202	2770	331.0	100.2	230.8
13	Dallas	3872	1030	2842	322.7	85.8	236.8
14	Chicago	3589	1308	2281	299.1	109.0	190.1
14	New York Giants	3589	1391	2198	299.1	115.9	183.2
16	Carolina	3508	1263	2245	292.3	105.3	187.1
	<b>TOTALS</b>	<b>67136</b>	<b>24568</b>	<b>42568</b>	<b>347.9</b>	<b>127.3</b>	<b>220.6</b>

## NFC TOTAL DEFENSE

RANK	TEAM	TOTAL	RUSH	PASS	TOTAL/G	RUSH/G	PASS/G
1	Philadelphia	3393	1257	2136	282.8	104.8	178.0
2	San Francisco	3719	1439	2280	309.9	119.9	190.0
3	Detroit	3844	1122	2722	320.3	93.5	226.8
4	Green Bay	3887	1279	2608	323.9	106.6	217.3
5	Minnesota	3899	976	2923	324.9	81.3	243.6
6	Washington	4260	1781	2479	327.7	137.0	190.7
7	Arizona	4018	1408	2610	334.8	117.3	217.5
8	Seattle	4051	1524	2527	337.6	127.0	210.6
9	New York Giants	4081	1750	2331	340.1	145.8	194.3
10	Atlanta	4115	1455	2660	342.9	121.3	221.7
11	Chicago	4134	1621	2513	344.5	135.1	209.4
12	Los Angeles Rams	4314	1730	2584	359.5	144.2	215.3
13	Dallas	4316	1771	2545	359.7	147.6	212.1
14	Tampa Bay	4505	1406	3099	375.4	117.2	258.3
15	New Orleans	4621	1632	2989	385.1	136.0	249.1
16	Carolina	4705	2002	2703	392.1	166.8	225.3
	<b>TOTALS</b>	<b>65862</b>	<b>24153</b>	<b>41709</b>	<b>341.3</b>	<b>125.1</b>	<b>216.1</b>

# 2024 NATIONAL FOOTBALL LEAGUE

## NFL TOTAL OFFENSE

RANK	TEAM	TOTAL	RUSH	PASS	TOTAL/G	RUSH/G	PASS/G
1	Baltimore	5492	2328	3164	422.5	179.1	243.4
2	Detroit	4742	1853	2889	395.2	154.4	240.8
3	Green Bay	4594	1782	2812	382.8	148.5	234.3
4	Philadelphia	4532	2267	2265	377.7	188.9	188.8
5	Washington	4909	2040	2869	377.6	156.9	220.7
6	Tampa Bay	4511	1646	2865	375.9	137.2	238.8
7	San Francisco	4472	1675	2797	372.7	139.6	233.1
8	Atlanta	4327	1413	2914	360.6	117.8	242.8
9	Cincinnati	4272	1100	3172	356.0	91.7	264.3
10	Buffalo	4170	1531	2639	347.5	127.6	219.9
11	Arizona	4168	1697	2471	347.3	141.4	205.9
12	New Orleans	4148	1581	2567	345.7	131.8	213.9
13	Minnesota	4135	1356	2779	344.6	113.0	231.6
14	Pittsburgh	4128	1597	2531	344.0	133.1	210.9
15	Kansas City	4099	1342	2757	341.6	111.8	229.8
16	Seattle	4068	1064	3004	339.0	88.7	250.3
17	Houston	4358	1483	2875	335.2	114.1	221.2
18	Los Angeles Rams	3972	1202	2770	331.0	100.2	230.8
19	Miami	3938	1324	2614	328.2	110.3	217.8
20	Dallas	3872	1030	2842	322.7	85.8	236.8
21	Denver	4162	1445	2717	320.2	111.2	209.0
22	Cleveland	3769	1047	2722	314.1	87.3	226.8
23	Los Angeles Chargers	3738	1355	2383	311.5	112.9	198.6
24	Indianapolis	4049	1544	2505	311.5	118.8	192.7
25	Las Vegas	3653	937	2716	304.4	78.1	226.3
26	Chicago	3589	1308	2281	299.1	109.0	190.1
26	New York Giants	3589	1391	2198	299.1	115.9	183.2
28	Jacksonville	3572	1215	2357	297.7	101.3	196.4
29	Tennessee	3568	1337	2231	297.3	111.4	185.9
30	Carolina	3508	1263	2245	292.3	105.3	187.1
31	New York Jets	3496	1048	2448	291.3	87.3	204.0
32	New England	3784	1554	2230	291.1	119.5	171.5
	<b>TOTALS</b>	<b>131384</b>	<b>46755</b>	<b>84629</b>	<b>336.9</b>	<b>119.9</b>	<b>217.0</b>

# 2024 NATIONAL FOOTBALL LEAGUE

## NFL TOTAL DEFENSE

RANK	TEAM	TOTAL	RUSH	PASS	TOTAL/G	RUSH/G	PASS/G
1	Philadelphia	3393	1257	2136	282.8	104.8	178.0
2	Tennessee	3503	1441	2062	291.9	120.1	171.8
3	New York Jets	3614	1515	2099	301.2	126.3	174.9
4	Houston	4010	1426	2584	308.5	109.7	198.8
5	San Francisco	3719	1439	2280	309.9	119.9	190.0
6	Pittsburgh	3734	1086	2648	311.2	90.5	220.7
7	Miami	3737	1290	2447	311.4	107.5	203.9
8	Kansas City	3743	1054	2689	311.9	87.8	224.1
9	Denver	4104	1231	2873	315.7	94.7	221.0
10	Detroit	3844	1122	2722	320.3	93.5	226.8
11	Buffalo	3859	1463	2396	321.6	121.9	199.7
12	Green Bay	3887	1279	2608	323.9	106.6	217.3
13	Minnesota	3899	976	2923	324.9	81.3	243.6
14	Los Angeles Chargers	3910	1433	2477	325.8	119.4	206.4
15	Las Vegas	3932	1377	2555	327.7	114.8	212.9
16	Washington	4260	1781	2479	327.7	137.0	190.7
17	Arizona	4018	1408	2610	334.8	117.3	217.5
18	Seattle	4051	1524	2527	337.6	127.0	210.6
19	New York Giants	4081	1750	2331	340.1	145.8	194.3
20	New England	4423	1621	2802	340.2	124.7	215.5
21	Atlanta	4115	1455	2660	342.9	121.3	221.7
22	Chicago	4134	1621	2513	344.5	135.1	209.4
23	Baltimore	4519	1075	3444	347.6	82.7	264.9
24	Cleveland	4195	1543	2652	349.6	128.6	221.0
25	Los Angeles Rams	4314	1730	2584	359.5	144.2	215.3
26	Dallas	4316	1771	2545	359.7	147.6	212.1
27	Cincinnati	4430	1538	2892	369.2	128.2	241.0
28	Tampa Bay	4505	1406	3099	375.4	117.2	258.3
29	Indianapolis	4932	1911	3021	379.4	147.0	232.4
30	New Orleans	4621	1632	2989	385.1	136.0	249.1
31	Carolina	4705	2002	2703	392.1	166.8	225.3
32	Jacksonville	4877	1598	3279	406.4	133.2	273.3
	<b>TOTALS</b>	<b>131384</b>	<b>46755</b>	<b>84629</b>	<b>336.9</b>	<b>119.9</b>	<b>217.0</b>

# 2024 NATIONAL FOOTBALL LEAGUE

---



# 2024 NATIONAL FOOTBALL LEAGUE

## AFC TEAM TAKEAWAYS/GIVEAWAYS

RANK	TEAM	TAKEAWAYS			GIVEAWAYS			NET DIFF
		INT	FUM	TOTAL	INT	FUM	TOTAL	
1	Buffalo	13	11	24	5	2	7	+17
2	Pittsburgh	13	12	25	4	6	10	+15
3	Los Angeles Chargers	13	4	17	1	5	6	+11
4	Houston	16	8	24	9	5	14	+10
5	Denver	12	6	18	8	7	15	+3
6	Baltimore	7	4	11	3	6	9	+2
7	Cincinnati	7	5	12	5	8	13	-1
8t	Indianapolis	9	9	18	14	6	20	-2
8t	Miami	7	4	11	5	8	13	-2
10	New York Jets	2	8	10	8	5	13	-3
11	Kansas City	6	4	10	11	3	14	-4
12	New England	6	5	11	9	8	17	-6
13	Cleveland	4	6	10	12	6	18	-8
14	Jacksonville	5	3	8	10	7	17	-9
15	Tennessee	6	4	10	13	10	23	-13
16	Las Vegas	5	0	5	12	11	23	-18
	<b>TOTALS</b>	<b>131</b>	<b>93</b>	<b>224</b>	<b>129</b>	<b>103</b>	<b>232</b>	<b>-8</b>

## NFC TEAM TAKEAWAYS/GIVEAWAYS

RANK	TEAM	TAKEAWAYS			GIVEAWAYS			NET DIFF
		INT	FUM	TOTAL	INT	FUM	TOTAL	
1	Chicago	9	10	19	5	4	9	+10
2	Green Bay	11	12	23	11	3	14	+9
3	Detroit	14	5	19	9	2	11	+8
4	Minnesota	18	6	24	10	9	19	+5
5	Washington	4	9	13	6	3	9	+4
6t	Los Angeles Rams	10	5	15	7	5	12	+3
6t	Philadelphia	7	7	14	5	6	11	+3
8	New Orleans	12	3	15	7	6	13	+2
9t	Arizona	6	7	13	6	8	14	-1
9t	Tampa Bay	5	9	14	11	4	15	-1
11	San Francisco	11	5	16	9	10	19	-3
12	Carolina	7	6	13	12	5	17	-4
13t	Atlanta	7	4	11	13	4	17	-6
13t	Seattle	9	4	13	12	7	19	-6
15	Dallas	9	5	14	11	10	21	-7
16	New York Giants	1	8	9	8	9	17	-8
	<b>TOTALS</b>	<b>140</b>	<b>105</b>	<b>245</b>	<b>142</b>	<b>95</b>	<b>237</b>	<b>+8</b>

# 2024 NATIONAL FOOTBALL LEAGUE

## NFL TEAM TAKEAWAYS/GIVEAWAYS

RANK	TEAM	TAKEAWAYS			GIVEAWAYS			NET DIFF
		INT	FUM	TOTAL	INT	FUM	TOTAL	
1	Buffalo	13	11	24	5	2	7	+17
2	Pittsburgh	13	12	25	4	6	10	+15
3	Los Angeles Chargers	13	4	17	1	5	6	+11
4t	Chicago	9	10	19	5	4	9	+10
4t	Houston	16	8	24	9	5	14	+10
6	Green Bay	11	12	23	11	3	14	+9
7	Detroit	14	5	19	9	2	11	+8
8	Minnesota	18	6	24	10	9	19	+5
9	Washington	4	9	13	6	3	9	+4
10t	Denver	12	6	18	8	7	15	+3
10t	Los Angeles Rams	10	5	15	7	5	12	+3
10t	Philadelphia	7	7	14	5	6	11	+3
13t	Baltimore	7	4	11	3	6	9	+2
13t	New Orleans	12	3	15	7	6	13	+2
15t	Arizona	6	7	13	6	8	14	-1
15t	Cincinnati	7	5	12	5	8	13	-1
15t	Tampa Bay	5	9	14	11	4	15	-1
18t	Indianapolis	9	9	18	14	6	20	-2
18t	Miami	7	4	11	5	8	13	-2
20t	New York Jets	2	8	10	8	5	13	-3
20t	San Francisco	11	5	16	9	10	19	-3
22t	Carolina	7	6	13	12	5	17	-4
22t	Kansas City	6	4	10	11	3	14	-4
24t	Atlanta	7	4	11	13	4	17	-6
24t	New England	6	5	11	9	8	17	-6
24t	Seattle	9	4	13	12	7	19	-6
27	Dallas	9	5	14	11	10	21	-7
28t	Cleveland	4	6	10	12	6	18	-8
28t	New York Giants	1	8	9	8	9	17	-8
30	Jacksonville	5	3	8	10	7	17	-9
31	Tennessee	6	4	10	13	10	23	-13
32	Las Vegas	5	0	5	12	11	23	-18
	<b>TOTALS</b>	<b>271</b>	<b>198</b>	<b>469</b>	<b>271</b>	<b>198</b>	<b>469</b>	<b>0</b>

# 2024 NATIONAL FOOTBALL LEAGUE

---

# 2024 NATIONAL FOOTBALL LEAGUE

## AFC OFFENSE INSIDE THE 20

RANK	TEAM	DRIVES	PTS	TD	TD%	FG	SCORES	SCORE%
1	Baltimore	52	301	39	75.0%	10	49	94.2%
2	Cincinnati	38	217	27	71.1%	10	37	97.4%
3	Buffalo	51	273	34	66.7%	13	47	92.2%
4	Cleveland	25	124	15	60.0%	6	21	84.0%
5	Denver	44	209	25	56.8%	12	37	84.1%
6	Miami	37	178	21	56.8%	11	32	86.5%
7	Jacksonville	38	177	21	55.3%	10	31	81.6%
8	Indianapolis	40	196	22	55.0%	15	37	92.5%
9	New York Jets	37	168	20	54.1%	10	30	81.1%
10t	Houston	45	208	24	53.3%	14	38	84.4%
10t	Los Angeles Chargers	30	146	16	53.3%	12	28	93.3%
12	Kansas City	48	233	25	52.1%	20	45	93.8%
13	Tennessee	32	138	16	50.0%	9	25	78.1%
14	Las Vegas	31	142	15	48.4%	12	27	87.1%
15	Pittsburgh	42	186	19	45.2%	18	37	88.1%
16	New England	38	164	17	44.7%	15	32	84.2%
	<b>TOTALS</b>	<b>628</b>	<b>3060</b>	<b>356</b>	<b>56.7%</b>	<b>197</b>	<b>553</b>	<b>88.1%</b>

## AFC DEFENSE INSIDE THE 20

RANK	TEAM	DRIVES	PTS	TD	TD%	FG	SCORES	SCORE%
1	Los Angeles Chargers	28	112	12	42.9%	10	22	78.6%
2	Denver	37	161	16	43.2%	16	32	86.5%
3t	Buffalo	42	183	21	50.0%	12	33	78.6%
3t	Miami	34	154	17	50.0%	12	29	85.3%
5	Kansas City	39	172	20	51.3%	12	32	82.1%
6	Pittsburgh	38	179	21	55.3%	11	32	84.2%
7	Indianapolis	50	231	28	56.0%	12	40	80.0%
8	Baltimore	41	194	23	56.1%	12	35	85.4%
9	New York Jets	42	206	25	59.5%	11	36	85.7%
10	Las Vegas	47	240	28	59.6%	16	44	93.6%
11	New England	46	233	28	60.9%	13	41	89.1%
12	Cleveland	36	178	22	61.1%	8	30	83.3%
13	Jacksonville	46	239	29	63.0%	14	43	93.5%
14	Houston	32	163	21	65.6%	6	27	84.4%
15	Tennessee	41	220	27	65.9%	11	38	92.7%
16	Cincinnati	38	213	26	68.4%	10	36	94.7%
	<b>TOTALS</b>	<b>637</b>	<b>3078</b>	<b>364</b>	<b>57.1%</b>	<b>186</b>	<b>550</b>	<b>86.3%</b>

# 2024 NATIONAL FOOTBALL LEAGUE

## NFC OFFENSE INSIDE THE 20

RANK	TEAM	DRIVES	PTS	TD	TD%	FG	SCORES	SCORE%
1t	Chicago	27	141	18	66.7%	6	24	88.9%
1t	Tampa Bay	48	260	32	66.7%	13	45	93.8%
3	Detroit	50	258	33	66.0%	10	43	86.0%
4	Washington	55	286	33	60.0%	18	51	92.7%
5	New Orleans	36	164	21	58.3%	7	28	77.8%
6	Seattle	30	136	17	56.7%	6	23	76.7%
7	Philadelphia	46	219	26	56.5%	13	39	84.8%
8	Green Bay	49	235	27	55.1%	15	42	85.7%
9	Carolina	35	164	19	54.3%	11	30	85.7%
10t	Los Angeles Rams	43	194	23	53.5%	12	35	81.4%
10t	Minnesota	43	202	23	53.5%	14	37	86.0%
12	Arizona	38	186	20	52.6%	15	35	92.1%
13	Atlanta	36	159	18	50.0%	11	29	80.6%
14	San Francisco	45	202	22	48.9%	17	39	86.7%
15	Dallas	32	124	14	43.8%	9	23	71.9%
16	New York Giants	33	121	14	42.4%	9	23	69.7%
	<b>TOTALS</b>	<b>646</b>	<b>3051</b>	<b>360</b>	<b>55.7%</b>	<b>186</b>	<b>546</b>	<b>84.5%</b>

## NFC DEFENSE INSIDE THE 20

RANK	TEAM	DRIVES	PTS	TD	TD%	FG	SCORES	SCORE%
1	Chicago	44	177	18	40.9%	18	36	81.8%
2	Detroit	31	123	13	41.9%	11	24	77.4%
3	Philadelphia	37	157	17	45.9%	13	30	81.1%
4	Los Angeles Rams	43	186	20	46.5%	16	36	83.7%
5	Arizona	41	179	20	48.8%	13	33	80.5%
6t	New Orleans	37	163	19	51.4%	11	30	81.1%
6t	New York Giants	37	184	19	51.4%	17	36	97.3%
8	Tampa Bay	45	202	24	53.3%	12	36	80.0%
9	Seattle	43	204	23	53.5%	15	38	88.4%
10	Minnesota	32	151	18	56.3%	8	26	81.3%
11	Atlanta	38	188	22	57.9%	11	33	86.8%
12	Green Bay	39	189	23	59.0%	10	33	84.6%
13	Carolina	52	268	32	61.5%	15	47	90.4%
14	Washington	38	200	25	65.8%	10	35	92.1%
15	San Francisco	41	233	29	70.7%	10	39	95.1%
16	Dallas	39	229	30	76.9%	7	37	94.9%
	<b>TOTALS</b>	<b>637</b>	<b>3033</b>	<b>352</b>	<b>55.3%</b>	<b>197</b>	<b>549</b>	<b>86.2%</b>

# 2024 NATIONAL FOOTBALL LEAGUE

## NFL OFFENSE INSIDE THE 20

RANK	TEAM	DRIVES	PTS	TD	TD%	FG	SCORES	SCORE%
1	Baltimore	52	301	39	75.0%	10	49	94.2%
2	Cincinnati	38	217	27	71.1%	10	37	97.4%
3t	Buffalo	51	273	34	66.7%	13	47	92.2%
3t	Chicago	27	141	18	66.7%	6	24	88.9%
3t	Tampa Bay	48	260	32	66.7%	13	45	93.8%
6	Detroit	50	258	33	66.0%	10	43	86.0%
7t	Cleveland	25	124	15	60.0%	6	21	84.0%
7t	Washington	55	286	33	60.0%	18	51	92.7%
9	New Orleans	36	164	21	58.3%	7	28	77.8%
10	Denver	44	209	25	56.8%	12	37	84.1%
11	Miami	37	178	21	56.8%	11	32	86.5%
12	Seattle	30	136	17	56.7%	6	23	76.7%
13	Philadelphia	46	219	26	56.5%	13	39	84.8%
14	Jacksonville	38	177	21	55.3%	10	31	81.6%
15	Green Bay	49	235	27	55.1%	15	42	85.7%
16	Indianapolis	40	196	22	55.0%	15	37	92.5%
17	Carolina	35	164	19	54.3%	11	30	85.7%
18	New York Jets	37	168	20	54.1%	10	30	81.1%
19t	Los Angeles Rams	43	194	23	53.5%	12	35	81.4%
19t	Minnesota	43	202	23	53.5%	14	37	86.0%
21t	Houston	45	208	24	53.3%	14	38	84.4%
21t	Los Angeles Chargers	30	146	16	53.3%	12	28	93.3%
23	Arizona	38	186	20	52.6%	15	35	92.1%
24	Kansas City	48	233	25	52.1%	20	45	93.8%
25t	Atlanta	36	159	18	50.0%	11	29	80.6%
25t	Tennessee	32	138	16	50.0%	9	25	78.1%
27	San Francisco	45	202	22	48.9%	17	39	86.7%
28	Las Vegas	31	142	15	48.4%	12	27	87.1%
29	Pittsburgh	42	186	19	45.2%	18	37	88.1%
30	New England	38	164	17	44.7%	15	32	84.2%
31	Dallas	32	124	14	43.8%	9	23	71.9%
32	New York Giants	33	121	14	42.4%	9	23	69.7%
	<b>TOTALS</b>	<b>1274</b>	<b>6111</b>	<b>716</b>	<b>56.2%</b>	<b>383</b>	<b>1099</b>	<b>86.3%</b>

# 2024 NATIONAL FOOTBALL LEAGUE

## NFL DEFENSE INSIDE THE 20

RANK	TEAM	DRIVES	PTS	TD	TD%	FG	SCORES	SCORE%
1	Chicago	44	177	18	40.9%	18	36	81.8%
2	Detroit	31	123	13	41.9%	11	24	77.4%
3	Los Angeles Chargers	28	112	12	42.9%	10	22	78.6%
4	Denver	37	161	16	43.2%	16	32	86.5%
5	Philadelphia	37	157	17	45.9%	13	30	81.1%
6	Los Angeles Rams	43	186	20	46.5%	16	36	83.7%
7	Arizona	41	179	20	48.8%	13	33	80.5%
8t	Buffalo	42	183	21	50.0%	12	33	78.6%
8t	Miami	34	154	17	50.0%	12	29	85.3%
10	Kansas City	39	172	20	51.3%	12	32	82.1%
11t	New Orleans	37	163	19	51.4%	11	30	81.1%
11t	New York Giants	37	184	19	51.4%	17	36	97.3%
13	Tampa Bay	45	202	24	53.3%	12	36	80.0%
14	Seattle	43	204	23	53.5%	15	38	88.4%
15	Pittsburgh	38	179	21	55.3%	11	32	84.2%
16	Indianapolis	50	231	28	56.0%	12	40	80.0%
17	Baltimore	41	194	23	56.1%	12	35	85.4%
18	Minnesota	32	151	18	56.3%	8	26	81.3%
19	Atlanta	38	188	22	57.9%	11	33	86.8%
20	Green Bay	39	189	23	59.0%	10	33	84.6%
21	New York Jets	42	206	25	59.5%	11	36	85.7%
22	Las Vegas	47	240	28	59.6%	16	44	93.6%
23	New England	46	233	28	60.9%	13	41	89.1%
24	Cleveland	36	178	22	61.1%	8	30	83.3%
25	Carolina	52	268	32	61.5%	15	47	90.4%
26	Jacksonville	46	239	29	63.0%	14	43	93.5%
27	Houston	32	163	21	65.6%	6	27	84.4%
28	Washington	38	200	25	65.8%	10	35	92.1%
29	Tennessee	41	220	27	65.9%	11	38	92.7%
30	Cincinnati	38	213	26	68.4%	10	36	94.7%
31	San Francisco	41	233	29	70.7%	10	39	95.1%
32	Dallas	39	229	30	76.9%	7	37	94.9%
	<b>TOTALS</b>	<b>1274</b>	<b>6111</b>	<b>716</b>	<b>56.2%</b>	<b>383</b>	<b>1099</b>	<b>86.3%</b>

# 2024 NATIONAL FOOTBALL LEAGUE

---



# 2024 NATIONAL FOOTBALL LEAGUE

## AFC TEAM OFFENSE FIRST DOWNS, THIRD DOWNS & FOURTH DOWNS

RANK	TEAM	FIRST DOWNS				THIRD DOWNS			FOURTH DOWNS		
		TOTAL	RUSH	PASS	PEN	MADE	ATT	PCT	MADE	ATT	PCT
1	Baltimore	298	117	154	27	68	147	46.3%	8	12	66.7%
2	Kansas City	262	81	162	19	85	164	51.8%	9	11	81.8%
3	Cincinnati	253	58	171	24	70	154	45.5%	9	14	64.3%
4	Buffalo	249	100	124	25	61	143	42.7%	13	15	86.7%
5	Houston	248	71	159	18	66	178	37.1%	9	13	69.2%
6	Miami	238	67	150	21	63	155	40.6%	8	23	34.8%
7	Pittsburgh	235	86	116	33	65	166	39.2%	7	14	50.0%
8	Denver	232	89	128	15	66	174	37.9%	10	17	58.8%
9	Indianapolis	229	92	120	17	59	161	36.6%	13	20	65.0%
10	New England	226	77	126	23	62	175	35.4%	10	16	62.5%
11	Las Vegas	219	49	152	18	54	156	34.6%	8	18	44.4%
12	Cleveland	218	65	136	17	50	171	29.2%	20	30	66.7%
13	Tennessee	212	76	112	24	51	151	33.8%	6	15	40.0%
14	New York Jets	210	53	136	21	61	154	39.6%	4	13	30.8%
15	Los Angeles Chargers	204	75	112	17	60	159	37.7%	6	9	66.7%
16	Jacksonville	203	68	122	13	43	134	32.1%	12	22	54.5%
	<b>TOTALS</b>	<b>3736</b>	<b>1224</b>	<b>2180</b>	<b>332</b>	<b>984</b>	<b>2542</b>	<b>38.7%</b>	<b>152</b>	<b>262</b>	<b>58.0%</b>

## AFC TEAM DEFENSE FIRST DOWNS, THIRD DOWNS & FOURTH DOWNS

RANK	TEAM	FIRST DOWNS				THIRD DOWNS			FOURTH DOWNS		
		TOTAL	RUSH	PASS	PEN	MADE	ATT	PCT	MADE	ATT	PCT
1	Cleveland	211	76	120	15	55	156	35.3%	8	13	61.5%
2	Pittsburgh	212	71	124	17	48	141	34.0%	10	15	66.7%
3	Los Angeles Chargers	218	78	118	22	54	162	33.3%	14	21	66.7%
4t	Miami	219	73	127	19	49	142	34.5%	6	10	60.0%
4t	Tennessee	219	75	111	33	51	147	34.7%	7	9	77.8%
6	Kansas City	220	68	133	19	58	147	39.5%	9	18	50.0%
7t	Buffalo	231	74	139	18	56	140	40.0%	10	24	41.7%
7t	Houston	231	75	130	26	59	170	34.7%	12	19	63.2%
7t	New York Jets	231	93	106	32	58	155	37.4%	11	15	73.3%
10	Las Vegas	234	68	145	21	65	157	41.4%	6	8	75.0%
11	Denver	247	62	154	31	70	187	37.4%	12	20	60.0%
12	New England	263	92	146	25	63	157	40.1%	7	14	50.0%
13	Cincinnati	266	99	144	23	67	151	44.4%	13	19	68.4%
14	Baltimore	269	59	179	31	76	177	42.9%	9	18	50.0%
15	Indianapolis	278	106	155	17	81	179	45.3%	11	19	57.9%
16	Jacksonville	282	92	166	24	69	156	44.2%	12	17	70.6%
	<b>TOTALS</b>	<b>3831</b>	<b>1261</b>	<b>2197</b>	<b>373</b>	<b>979</b>	<b>2524</b>	<b>38.8%</b>	<b>157</b>	<b>259</b>	<b>60.6%</b>

# 2024 NATIONAL FOOTBALL LEAGUE

## NFC TEAM OFFENSE FIRST DOWNS, THIRD DOWNS & FOURTH DOWNS

RANK	TEAM	FIRST DOWNS				THIRD DOWNS			FOURTH DOWNS		
		TOTAL	RUSH	PASS	PEN	MADE	ATT	PCT	MADE	ATT	PCT
1	Washington	287	116	144	27	71	161	44.1%	13	15	86.7%
2	Detroit	279	108	152	19	64	140	45.7%	11	17	64.7%
3	Tampa Bay	272	90	157	25	70	147	47.6%	6	10	60.0%
4	Philadelphia	255	123	116	16	69	163	42.3%	13	20	65.0%
5	Los Angeles Rams	251	85	140	26	43	132	32.6%	12	19	63.2%
6	Minnesota	247	75	142	30	53	137	38.7%	5	8	62.5%
7t	Atlanta	244	77	145	22	52	145	35.9%	16	23	69.6%
7t	Green Bay	244	96	126	22	52	136	38.2%	5	10	50.0%
7t	San Francisco	244	89	133	22	60	139	43.2%	4	10	40.0%
7t	Seattle	244	61	157	26	55	148	37.2%	9	18	50.0%
11	Arizona	241	96	127	18	53	129	41.1%	4	12	33.3%
12	Dallas	232	60	141	31	56	158	35.4%	8	24	33.3%
13	New York Giants	227	85	125	17	61	165	37.0%	13	22	59.1%
14	New Orleans	223	90	115	18	60	156	38.5%	11	19	57.9%
15	Chicago	220	75	122	23	57	170	33.5%	17	28	60.7%
16	Carolina	197	66	115	16	51	149	34.2%	7	20	35.0%
	<b>TOTALS</b>	<b>3907</b>	<b>1392</b>	<b>2157</b>	<b>358</b>	<b>927</b>	<b>2375</b>	<b>39.0%</b>	<b>154</b>	<b>275</b>	<b>56.0%</b>

## NFC TEAM DEFENSE FIRST DOWNS, THIRD DOWNS & FOURTH DOWNS

RANK	TEAM	FIRST DOWNS				THIRD DOWNS			FOURTH DOWNS		
		TOTAL	RUSH	PASS	PEN	MADE	ATT	PCT	MADE	ATT	PCT
1	Philadelphia	214	76	120	18	48	144	33.3%	12	18	66.7%
2t	Minnesota	220	49	153	18	55	158	34.8%	8	23	34.8%
2t	New York Giants	220	89	113	18	55	149	36.9%	10	16	62.5%
4	Chicago	221	85	121	15	52	152	34.2%	7	14	50.0%
5	San Francisco	222	85	122	15	68	154	44.2%	12	20	60.0%
6	Detroit	224	56	135	33	44	139	31.7%	7	20	35.0%
7	Green Bay	230	80	136	14	50	143	35.0%	13	22	59.1%
8	Seattle	237	80	134	23	61	159	38.4%	5	12	41.7%
9t	Atlanta	240	95	134	11	68	152	44.7%	8	19	42.1%
9t	Dallas	240	105	119	16	50	146	34.2%	14	20	70.0%
11	Los Angeles Rams	247	92	132	23	58	146	39.7%	7	10	70.0%
12t	Arizona	249	85	147	17	67	145	46.2%	10	18	55.6%
12t	New Orleans	249	91	136	22	52	141	36.9%	7	18	38.9%
14	Washington	252	96	132	24	64	153	41.8%	9	16	56.3%
15	Tampa Bay	259	78	158	23	66	154	42.9%	14	21	66.7%
16	Carolina	288	113	148	27	74	158	46.8%	6	11	54.5%
	<b>TOTALS</b>	<b>3812</b>	<b>1355</b>	<b>2140</b>	<b>317</b>	<b>932</b>	<b>2393</b>	<b>38.9%</b>	<b>149</b>	<b>278</b>	<b>53.6%</b>

# 2024 NATIONAL FOOTBALL LEAGUE

## NFL TEAM OFFENSE FIRST DOWNS, THIRD DOWNS & FOURTH DOWNS

RANK	TEAM	FIRST DOWNS				THIRD DOWNS			FOURTH DOWNS		
		TOTAL	RUSH	PASS	PEN	MADE	ATT	PCT	MADE	ATT	PCT
1	Baltimore	298	117	154	27	68	147	46.3%	8	12	66.7%
2	Washington	287	116	144	27	71	161	44.1%	13	15	86.7%
3	Detroit	279	108	152	19	64	140	45.7%	11	17	64.7%
4	Tampa Bay	272	90	157	25	70	147	47.6%	6	10	60.0%
5	Kansas City	262	81	162	19	85	164	51.8%	9	11	81.8%
6	Philadelphia	255	123	116	16	69	163	42.3%	13	20	65.0%
7	Cincinnati	253	58	171	24	70	154	45.5%	9	14	64.3%
8	Los Angeles Rams	251	85	140	26	43	132	32.6%	12	19	63.2%
9	Buffalo	249	100	124	25	61	143	42.7%	13	15	86.7%
10	Houston	248	71	159	18	66	178	37.1%	9	13	69.2%
11	Minnesota	247	75	142	30	53	137	38.7%	5	8	62.5%
12t	Atlanta	244	77	145	22	52	145	35.9%	16	23	69.6%
12t	Green Bay	244	96	126	22	52	136	38.2%	5	10	50.0%
12t	San Francisco	244	89	133	22	60	139	43.2%	4	10	40.0%
12t	Seattle	244	61	157	26	55	148	37.2%	9	18	50.0%
16	Arizona	241	96	127	18	53	129	41.1%	4	12	33.3%
17	Miami	238	67	150	21	63	155	40.6%	8	23	34.8%
18	Pittsburgh	235	86	116	33	65	166	39.2%	7	14	50.0%
19t	Dallas	232	60	141	31	56	158	35.4%	8	24	33.3%
19t	Denver	232	89	128	15	66	174	37.9%	10	17	58.8%
21	Indianapolis	229	92	120	17	59	161	36.6%	13	20	65.0%
22	New York Giants	227	85	125	17	61	165	37.0%	13	22	59.1%
23	New England	226	77	126	23	62	175	35.4%	10	16	62.5%
24	New Orleans	223	90	115	18	60	156	38.5%	11	19	57.9%
25	Chicago	220	75	122	23	57	170	33.5%	17	28	60.7%
26	Las Vegas	219	49	152	18	54	156	34.6%	8	18	44.4%
27	Cleveland	218	65	136	17	50	171	29.2%	20	30	66.7%
28	Tennessee	212	76	112	24	51	151	33.8%	6	15	40.0%
29	New York Jets	210	53	136	21	61	154	39.6%	4	13	30.8%
30	Los Angeles Chargers	204	75	112	17	60	159	37.7%	6	9	66.7%
31	Jacksonville	203	68	122	13	43	134	32.1%	12	22	54.5%
32	Carolina	197	66	115	16	51	149	34.2%	7	20	35.0%
	<b>TOTALS</b>	<b>7643</b>	<b>2616</b>	<b>4337</b>	<b>690</b>	<b>1911</b>	<b>4917</b>	<b>38.9%</b>	<b>306</b>	<b>537</b>	<b>57.0%</b>

# 2024 NATIONAL FOOTBALL LEAGUE

## NFL TEAM DEFENSE FIRST DOWNS, THIRD DOWNS & FOURTH DOWNS

RANK	TEAM	FIRST DOWNS				THIRD DOWNS			FOURTH DOWNS		
		TOTAL	RUSH	PASS	PEN	MADE	ATT	PCT	MADE	ATT	PCT
1	Cleveland	211	76	120	15	55	156	35.3%	8	13	61.5%
2	Pittsburgh	212	71	124	17	48	141	34.0%	10	15	66.7%
3	Philadelphia	214	76	120	18	48	144	33.3%	12	18	66.7%
4	Los Angeles Chargers	218	78	118	22	54	162	33.3%	14	21	66.7%
5t	Miami	219	73	127	19	49	142	34.5%	6	10	60.0%
5t	Tennessee	219	75	111	33	51	147	34.7%	7	9	77.8%
7t	Kansas City	220	68	133	19	58	147	39.5%	9	18	50.0%
7t	Minnesota	220	49	153	18	55	158	34.8%	8	23	34.8%
7t	New York Giants	220	89	113	18	55	149	36.9%	10	16	62.5%
10	Chicago	221	85	121	15	52	152	34.2%	7	14	50.0%
11	San Francisco	222	85	122	15	68	154	44.2%	12	20	60.0%
12	Detroit	224	56	135	33	44	139	31.7%	7	20	35.0%
13	Green Bay	230	80	136	14	50	143	35.0%	13	22	59.1%
14t	Buffalo	231	74	139	18	56	140	40.0%	10	24	41.7%
14t	Houston	231	75	130	26	59	170	34.7%	12	19	63.2%
14t	New York Jets	231	93	106	32	58	155	37.4%	11	15	73.3%
17	Las Vegas	234	68	145	21	65	157	41.4%	6	8	75.0%
18	Seattle	237	80	134	23	61	159	38.4%	5	12	41.7%
19t	Atlanta	240	95	134	11	68	152	44.7%	8	19	42.1%
19t	Dallas	240	105	119	16	50	146	34.2%	14	20	70.0%
21t	Denver	247	62	154	31	70	187	37.4%	12	20	60.0%
21t	Los Angeles Rams	247	92	132	23	58	146	39.7%	7	10	70.0%
23t	Arizona	249	85	147	17	67	145	46.2%	10	18	55.6%
23t	New Orleans	249	91	136	22	52	141	36.9%	7	18	38.9%
25	Washington	252	96	132	24	64	153	41.8%	9	16	56.3%
26	Tampa Bay	259	78	158	23	66	154	42.9%	14	21	66.7%
27	New England	263	92	146	25	63	157	40.1%	7	14	50.0%
28	Cincinnati	266	99	144	23	67	151	44.4%	13	19	68.4%
29	Baltimore	269	59	179	31	76	177	42.9%	9	18	50.0%
30	Indianapolis	278	106	155	17	81	179	45.3%	11	19	57.9%
31	Jacksonville	282	92	166	24	69	156	44.2%	12	17	70.6%
32	Carolina	288	113	148	27	74	158	46.8%	6	11	54.5%
	<b>TOTALS</b>	<b>7643</b>	<b>2616</b>	<b>4337</b>	<b>690</b>	<b>1911</b>	<b>4917</b>	<b>38.9%</b>	<b>306</b>	<b>537</b>	<b>57.0%</b>

# 2024 NATIONAL FOOTBALL LEAGUE

---

# 2024 NATIONAL FOOTBALL LEAGUE

---

## AFC OFFENSIVE FIRST DOWN YARDAGE

RANK	TEAM	YDS/PL	PLAYS	YARDS
1	Baltimore	7.07	381	2692
2	Cincinnati	6.29	332	2087
3	Indianapolis	5.83	340	1983
4	Houston	5.68	370	2102
5	Jacksonville	5.57	299	1666
6	Miami	5.52	339	1870
7	Buffalo	5.35	320	1711
8	Kansas City	5.26	344	1811
9	Tennessee	5.13	315	1615
10	Los Angeles Chargers	5.09	303	1541
11	Cleveland	5.00	330	1651
12	Las Vegas	4.85	326	1581
13	Denver	4.83	343	1656
14	New York Jets	4.67	302	1410
15	New England	4.47	337	1507
16	Pittsburgh	4.20	331	1391
	<b>TOTALS</b>	<b>5.32</b>	<b>5312</b>	<b>28274</b>

## AFC DEFENSIVE FIRST DOWN YARDAGE

RANK	TEAM	YDS/PL	PLAYS	YARDS
1	New York Jets	4.07	320	1303
2	Las Vegas	4.46	327	1459
3	Houston	5.00	345	1725
4	Cleveland	5.03	319	1604
5	Denver	5.06	357	1807
6	Kansas City	5.09	301	1532
7	Indianapolis	5.21	385	2006
8	Buffalo	5.40	321	1734
9	Cincinnati	5.40	350	1891
10	Tennessee	5.41	316	1709
11	Los Angeles Chargers	5.45	324	1767
12	New England	5.47	358	1957
13	Baltimore	5.56	366	2035
14	Pittsburgh	5.80	312	1811
15	Miami	6.01	314	1888
16	Jacksonville	6.72	363	2441
	<b>TOTALS</b>	<b>5.33</b>	<b>5378</b>	<b>28669</b>

# 2024 NATIONAL FOOTBALL LEAGUE

---

## NFC OFFENSIVE FIRST DOWN YARDAGE

RANK	TEAM	YDS/PL	PLAYS	YARDS
1	San Francisco	6.72	333	2239
2	Detroit	6.69	356	2383
3	Tampa Bay	6.26	352	2205
4	Philadelphia	6.22	345	2145
5	Green Bay	6.12	333	2039
6	Atlanta	5.92	337	1995
7	Arizona	5.82	328	1909
8	Minnesota	5.78	341	1972
9	Los Angeles Rams	5.68	338	1921
10	Carolina	5.60	303	1698
11	Washington	5.52	370	2044
12	New Orleans	5.23	315	1647
13	New York Giants	5.16	336	1734
14	Seattle	5.04	338	1705
15	Dallas	4.86	340	1651
16	Chicago	4.80	319	1530
	<b>TOTALS</b>	<b>5.72</b>	<b>5384</b>	<b>30817</b>

## NFC DEFENSIVE FIRST DOWN YARDAGE

RANK	TEAM	YDS/PL	PLAYS	YARDS
1	Minnesota	4.79	326	1562
2	Washington	5.02	342	1717
3	Philadelphia	5.03	315	1583
4	Arizona	5.07	327	1658
5	San Francisco	5.16	306	1580
6	Detroit	5.38	323	1738
7	Los Angeles Rams	5.60	337	1887
8	New York Giants	5.76	319	1838
9	Tampa Bay	5.83	351	2046
10	Atlanta	5.99	330	1977
11	Carolina	6.09	372	2266
12	Green Bay	6.19	326	2019
13	New Orleans	6.20	346	2145
14	Chicago	6.35	325	2064
15	Seattle	6.39	340	2174
16	Dallas	6.51	333	2168
	<b>TOTALS</b>	<b>5.72</b>	<b>5318</b>	<b>30422</b>

# 2024 NATIONAL FOOTBALL LEAGUE

---

## NFL OFFENSIVE FIRST DOWN YARDAGE

RANK	TEAM	YDS/PL	PLAYS	YARDS
1	Baltimore	7.07	381	2692
2	San Francisco	6.72	333	2239
3	Detroit	6.69	356	2383
4	Cincinnati	6.29	332	2087
5	Tampa Bay	6.26	352	2205
6	Philadelphia	6.22	345	2145
7	Green Bay	6.12	333	2039
8	Atlanta	5.92	337	1995
9	Indianapolis	5.83	340	1983
10	Arizona	5.82	328	1909
11	Minnesota	5.78	341	1972
12	Los Angeles Rams	5.68	338	1921
13	Houston	5.68	370	2102
14	Carolina	5.60	303	1698
15	Jacksonville	5.57	299	1666
16	Washington	5.52	370	2044
17	Miami	5.52	339	1870
18	Buffalo	5.35	320	1711
19	Kansas City	5.26	344	1811
20	New Orleans	5.23	315	1647
21	New York Giants	5.16	336	1734
22	Tennessee	5.13	315	1615
23	Los Angeles Chargers	5.09	303	1541
24	Seattle	5.04	338	1705
25	Cleveland	5.00	330	1651
26	Dallas	4.86	340	1651
27	Las Vegas	4.85	326	1581
28	Denver	4.83	343	1656
29	Chicago	4.80	319	1530
30	New York Jets	4.67	302	1410
31	New England	4.47	337	1507
32	Pittsburgh	4.20	331	1391
	<b>TOTALS</b>	<b>5.52</b>	<b>10696</b>	<b>59091</b>



# 2024 NATIONAL FOOTBALL LEAGUE

---

## NFL DEFENSIVE FIRST DOWN YARDAGE

RANK	TEAM	YDS/PL	PLAYS	YARDS
1	New York Jets	4.07	320	1303
2	Las Vegas	4.46	327	1459
3	Minnesota	4.79	326	1562
4	Houston	5.00	345	1725
5	Washington	5.02	342	1717
6	Philadelphia	5.03	315	1583
7	Cleveland	5.03	319	1604
8	Denver	5.06	357	1807
9	Arizona	5.07	327	1658
10	Kansas City	5.09	301	1532
11	San Francisco	5.16	306	1580
12	Indianapolis	5.21	385	2006
13	Detroit	5.38	323	1738
14	Buffalo	5.40	321	1734
15	Cincinnati	5.40	350	1891
16	Tennessee	5.41	316	1709
17	Los Angeles Chargers	5.45	324	1767
18	New England	5.47	358	1957
19	Baltimore	5.56	366	2035
20	Los Angeles Rams	5.60	337	1887
21	New York Giants	5.76	319	1838
22	Pittsburgh	5.80	312	1811
23	Tampa Bay	5.83	351	2046
24	Atlanta	5.99	330	1977
25	Miami	6.01	314	1888
26	Carolina	6.09	372	2266
27	Green Bay	6.19	326	2019
28	New Orleans	6.20	346	2145
29	Chicago	6.35	325	2064
30	Seattle	6.39	340	2174
31	Dallas	6.51	333	2168
32	Jacksonville	6.72	363	2441
	<b>TOTALS</b>	<b>5.52</b>	<b>10696</b>	<b>59091</b>

# 2024 NATIONAL FOOTBALL LEAGUE

---

# 2024 NATIONAL FOOTBALL LEAGUE

## AFC KICKOFFS (RECEIVING TEAM)

RANK	TEAM	TOTAL KO	ADJ KO	TB	TB%	EZ	EZ%	OB	IN20	AVG START
1	Los Angeles Chargers	47	45	36	80.0%	41	91.1%	1	1	30.6
2	New York Jets	63	62	40	64.5%	50	80.6%	0	0	30.5
3	Las Vegas	77	77	59	76.6%	65	84.4%	2	3	30.4
4	Cincinnati	67	66	39	59.1%	45	68.2%	0	3	30.4
5	Denver	59	56	43	76.8%	46	82.1%	2	1	30.2
6	Houston	62	62	43	69.4%	53	85.5%	0	4	30.2
7	Buffalo	50	50	36	72.0%	42	84.0%	1	1	29.8
8	Indianapolis	68	68	50	73.5%	60	88.2%	0	3	29.6
9	Miami	59	58	43	74.1%	49	84.5%	1	2	29.5
10	New England	68	68	51	75.0%	58	85.3%	0	1	29.1
11	Kansas City	55	53	36	67.9%	42	79.2%	0	3	29.0
12	Jacksonville	72	72	49	68.1%	57	79.2%	0	3	29.0
13	Pittsburgh	54	52	36	69.2%	38	73.1%	0	2	28.8
14	Baltimore	74	67	42	62.7%	53	79.1%	0	4	28.5
15	Cleveland	67	67	38	56.7%	44	65.7%	0	3	28.4
16	Tennessee	72	68	40	58.8%	54	79.4%	2	4	28.4
	<b>TOTALS</b>	<b>1014</b>	<b>991</b>	<b>681</b>	<b>68.7%</b>	<b>797</b>	<b>80.4%</b>	<b>9</b>	<b>38</b>	<b>29.5</b>

## AFC KICKOFFS (KICKING TEAM)

RANK	TEAM	TOTAL KO	ADJ KO	TB	TB%	EZ	EZ%	OB	IN20	AVG START
1	New York Jets	50	48	34	70.8%	40	83.3%	0	3	28.6
2	Las Vegas	55	51	31	60.8%	37	72.5%	1	2	28.8
3	Cincinnati	70	67	54	80.6%	60	89.6%	0	3	29.2
4	Houston	74	71	40	56.3%	49	69.0%	3	2	29.2
5	Miami	59	56	42	75.0%	47	83.9%	1	3	29.3
6	Denver	70	67	50	74.6%	58	86.6%	2	2	29.3
7	Cleveland	52	50	29	58.0%	39	78.0%	0	3	29.6
8	Indianapolis	63	61	51	83.6%	59	96.7%	0	0	29.6
9	New England	54	53	38	71.7%	45	84.9%	1	0	29.7
10	Baltimore	79	78	60	76.9%	69	88.5%	0	4	29.7
11	Kansas City	65	64	49	76.6%	56	87.5%	1	3	29.7
12	Jacksonville	53	52	46	88.5%	49	94.2%	0	0	29.8
13	Pittsburgh	70	70	40	57.1%	51	72.9%	0	2	29.8
14	Los Angeles Chargers	63	62	45	72.6%	53	85.5%	1	0	30.1
15	Buffalo	72	71	54	76.1%	61	85.9%	1	2	31.1
16	Tennessee	51	49	33	67.3%	41	83.7%	0	3	32.2
	<b>TOTALS</b>	<b>1000</b>	<b>970</b>	<b>696</b>	<b>71.8%</b>	<b>814</b>	<b>83.9%</b>	<b>11</b>	<b>32</b>	<b>29.7</b>

ADJ KO: Adjusted kickoffs are used to compute Avg. Team Drive Start. Adjusted kickoffs do not include inside kicks or kickoffs at the end of a half unless either kickoff is returned for a touchdown. Adjusted kickoffs also do not include non-inside kickoffs that result in the kicking team ultimately retaining possession.

IN20: The number of drives that start inside (not including) the 20-yard line.

# 2024 NATIONAL FOOTBALL LEAGUE

## NFC KICKOFFS (RECEIVING TEAM)

RANK	TEAM	TOTAL KO	ADJ KO	TB	TB%	EZ	EZ%	OB	IN20	AVG START
1	Dallas	74	73	44	60.3%	58	79.5%	1	4	31.9
2	Detroit	52	51	42	82.4%	46	90.2%	1	0	30.7
3	Chicago	60	57	41	71.9%	50	87.7%	1	0	30.5
4	Washington	66	64	38	59.4%	48	75.0%	2	0	30.5
5	San Francisco	61	59	36	61.0%	44	74.6%	1	2	30.3
6	Arizona	63	62	38	61.3%	48	77.4%	1	1	30.2
7	New York Giants	64	62	34	54.8%	42	67.7%	1	1	30.0
8	Los Angeles Rams	66	63	47	74.6%	51	81.0%	0	1	29.9
9	Seattle	61	57	34	59.6%	46	80.7%	0	4	29.8
10	Tampa Bay	65	62	41	66.1%	52	83.9%	1	2	29.6
11	Minnesota	49	45	36	80.0%	40	88.9%	1	0	29.6
12	Green Bay	55	52	40	76.9%	46	88.5%	1	1	29.2
13	New Orleans	64	62	40	64.5%	50	80.6%	0	1	28.7
14	Atlanta	69	68	47	69.1%	54	79.4%	0	3	28.6
15	Carolina	77	75	42	56.0%	54	72.0%	2	5	28.6
16	Philadelphia	55	52	33	63.5%	39	75.0%	0	3	28.4
	<b>TOTALS</b>	<b>1001</b>	<b>964</b>	<b>633</b>	<b>65.7%</b>	<b>768</b>	<b>79.7%</b>	<b>13</b>	<b>28</b>	<b>29.8</b>

## NFC KICKOFFS (KICKING TEAM)

RANK	TEAM	TOTAL KO	ADJ KO	TB	TB%	EZ	EZ%	OB	IN20	AVG START
1	New Orleans	63	61	17	27.9%	31	50.8%	0	5	27.5
2	Green Bay	65	63	32	50.8%	44	69.8%	1	3	28.7
3	Dallas	62	57	27	47.4%	33	57.9%	2	3	28.7
4	New York Giants	50	49	40	81.6%	46	93.9%	1	1	29.1
5	Detroit	77	77	61	79.2%	71	92.2%	0	0	29.5
6	Chicago	55	53	30	56.6%	43	81.1%	0	1	29.5
7	Philadelphia	67	67	52	77.6%	60	89.6%	0	4	29.6
8	Atlanta	60	59	38	64.4%	46	78.0%	0	4	29.7
9	Carolina	53	51	20	39.2%	28	54.9%	3	1	29.8
10	Seattle	61	60	29	48.3%	39	65.0%	0	3	29.8
11	Minnesota	69	68	59	86.8%	62	91.2%	0	1	29.8
12	Tampa Bay	72	70	56	80.0%	62	88.6%	1	0	29.9
13	Los Angeles Rams	58	56	52	92.9%	56	100.0%	0	0	29.9
14	Washington	81	76	18	23.7%	31	40.8%	1	4	30.2
15	San Francisco	64	61	37	60.7%	45	73.8%	1	3	30.5
16	Arizona	58	57	50	87.7%	54	94.7%	1	1	30.5
	<b>TOTALS</b>	<b>1015</b>	<b>985</b>	<b>618</b>	<b>62.7%</b>	<b>751</b>	<b>76.2%</b>	<b>11</b>	<b>34</b>	<b>29.6</b>

ADJ KO: Adjusted kickoffs are used to compute Avg. Team Drive Start. Adjusted kickoffs do not include inside kicks or kickoffs at the end of a half unless either kickoff is returned for a touchdown. Adjusted kickoffs also do not include non-inside kickoffs that result in the kicking team ultimately retaining possession.

IN20: The number of drives that start inside (not including) the 20-yard line.

# 2024 NATIONAL FOOTBALL LEAGUE

## NFL KICKOFFS (RECEIVING TEAM)

RANK	TEAM	TOTAL KO	ADJ KO	TB	TB%	EZ	EZ%	OB	IN20	AVG START
1	Dallas	74	73	44	60.3%	58	79.5%	1	4	31.9
2	Detroit	52	51	42	82.4%	46	90.2%	1	0	30.7
3	Los Angeles Chargers	47	45	36	80.0%	41	91.1%	1	1	30.6
4	New York Jets	63	62	40	64.5%	50	80.6%	0	0	30.5
5	Chicago	60	57	41	71.9%	50	87.7%	1	0	30.5
6	Washington	66	64	38	59.4%	48	75.0%	2	0	30.5
7	Las Vegas	77	77	59	76.6%	65	84.4%	2	3	30.4
8	Cincinnati	67	66	39	59.1%	45	68.2%	0	3	30.4
9	San Francisco	61	59	36	61.0%	44	74.6%	1	2	30.3
10	Denver	59	56	43	76.8%	46	82.1%	2	1	30.2
11	Arizona	63	62	38	61.3%	48	77.4%	1	1	30.2
12	Houston	62	62	43	69.4%	53	85.5%	0	4	30.2
13	New York Giants	64	62	34	54.8%	42	67.7%	1	1	30.0
14	Los Angeles Rams	66	63	47	74.6%	51	81.0%	0	1	29.9
15	Buffalo	50	50	36	72.0%	42	84.0%	1	1	29.8
16	Seattle	61	57	34	59.6%	46	80.7%	0	4	29.8
17	Tampa Bay	65	62	41	66.1%	52	83.9%	1	2	29.6
18	Indianapolis	68	68	50	73.5%	60	88.2%	0	3	29.6
19	Minnesota	49	45	36	80.0%	40	88.9%	1	0	29.6
20	Miami	59	58	43	74.1%	49	84.5%	1	2	29.5
21	Green Bay	55	52	40	76.9%	46	88.5%	1	1	29.2
22	New England	68	68	51	75.0%	58	85.3%	0	1	29.1
23	Kansas City	55	53	36	67.9%	42	79.2%	0	3	29.0
24	Jacksonville	72	72	49	68.1%	57	79.2%	0	3	29.0
25	Pittsburgh	54	52	36	69.2%	38	73.1%	0	2	28.8
26	New Orleans	64	62	40	64.5%	50	80.6%	0	1	28.7
27	Atlanta	69	68	47	69.1%	54	79.4%	0	3	28.6
28	Carolina	77	75	42	56.0%	54	72.0%	2	5	28.6
29	Baltimore	74	67	42	62.7%	53	79.1%	0	4	28.5
30	Cleveland	67	67	38	56.7%	44	65.7%	0	3	28.4
31	Philadelphia	55	52	33	63.5%	39	75.0%	0	3	28.4
32	Tennessee	72	68	40	58.8%	54	79.4%	2	4	28.4
	<b>TOTALS</b>	<b>4030</b>	<b>3910</b>	<b>2628</b>	<b>67.2%</b>	<b>3130</b>	<b>80.1%</b>	<b>44</b>	<b>132</b>	<b>29.6</b>

ADJ KO: Adjusted kickoffs are used to compute Avg. Team Drive Start. Adjusted kickoffs do not include inside kicks or kickoffs at the end of a half unless either kickoff is returned for a touchdown. Adjusted kickoffs also do not include non-onside kickoffs that result in the kicking team ultimately retaining possession.

IN20: The number of drives that start inside (not including) the 20-yard line.

# 2024 NATIONAL FOOTBALL LEAGUE

## NFL KICKOFFS (KICKING TEAM)

RANK	TEAM	TOTAL KO	ADJ KO	TB	TB%	EZ	EZ%	OB	IN20	AVG START
1	New Orleans	63	61	17	27.9%	31	50.8%	0	5	27.5
2	New York Jets	50	48	34	70.8%	40	83.3%	0	3	28.6
3	Green Bay	65	63	32	50.8%	44	69.8%	1	3	28.7
4	Dallas	62	57	27	47.4%	33	57.9%	2	3	28.7
5	Las Vegas	55	51	31	60.8%	37	72.5%	1	2	28.8
6	New York Giants	50	49	40	81.6%	46	93.9%	1	1	29.1
7	Cincinnati	70	67	54	80.6%	60	89.6%	0	3	29.2
8	Houston	74	71	40	56.3%	49	69.0%	3	2	29.2
9	Miami	59	56	42	75.0%	47	83.9%	1	3	29.3
10	Denver	70	67	50	74.6%	58	86.6%	2	2	29.3
11	Detroit	77	77	61	79.2%	71	92.2%	0	0	29.5
12	Chicago	55	53	30	56.6%	43	81.1%	0	1	29.5
13	Philadelphia	67	67	52	77.6%	60	89.6%	0	4	29.6
14	Cleveland	52	50	29	58.0%	39	78.0%	0	3	29.6
15	Indianapolis	63	61	51	83.6%	59	96.7%	0	0	29.6
16	New England	54	53	38	71.7%	45	84.9%	1	0	29.7
17	Baltimore	79	78	60	76.9%	69	88.5%	0	4	29.7
18	Atlanta	60	59	38	64.4%	46	78.0%	0	4	29.7
19	Kansas City	65	64	49	76.6%	56	87.5%	1	3	29.7
20	Carolina	53	51	20	39.2%	28	54.9%	3	1	29.8
21	Jacksonville	53	52	46	88.5%	49	94.2%	0	0	29.8
22	Pittsburgh	70	70	40	57.1%	51	72.9%	0	2	29.8
23	Seattle	61	60	29	48.3%	39	65.0%	0	3	29.8
24	Minnesota	69	68	59	86.8%	62	91.2%	0	1	29.8
25	Tampa Bay	72	70	56	80.0%	62	88.6%	1	0	29.9
26	Los Angeles Rams	58	56	52	92.9%	56	100.0%	0	0	29.9
27	Los Angeles Chargers	63	62	45	72.6%	53	85.5%	1	0	30.1
28	Washington	81	76	18	23.7%	31	40.8%	1	4	30.2
29	San Francisco	64	61	37	60.7%	45	73.8%	1	3	30.5
30	Arizona	58	57	50	87.7%	54	94.7%	1	1	30.5
31	Buffalo	72	71	54	76.1%	61	85.9%	1	2	31.1
32	Tennessee	51	49	33	67.3%	41	83.7%	0	3	32.2
	<b>TOTALS</b>	<b>4030</b>	<b>3910</b>	<b>2628</b>	<b>67.2%</b>	<b>3130</b>	<b>80.1%</b>	<b>44</b>	<b>132</b>	<b>29.6</b>

ADJ KO: Adjusted kickoffs are used to compute Avg. Team Drive Start. Adjusted kickoffs do not include inside kicks or kickoffs at the end of a half unless either kickoff is returned for a touchdown. Adjusted kickoffs also do not include non-onside kickoffs that result in the kicking team ultimately retaining possession.

IN20: The number of drives that start inside (not including) the 20-yard line.

# 2024 NATIONAL FOOTBALL LEAGUE

## AFC PLAYER SINGLE-GAME HIGHS

CATEGORY	TOTAL	PLAYER	GAME	DETAILS
Points	18			5 times in non-overtime games
Passing Yards	497	Jameis Winston	CLE at DEN, Dec. 2	34-58, 497 YDS, 4 TD, 3 INT
Longest Pass	98	Will Levis	TEN vs. MIN, Nov. 17	to Nick Westbrook-Ikhine (TD)
Passing Touchdowns	5			3 times, -1 in non-overtime games
	5			3 times, 2 in non-overtime games
Rushing Yards	199	Derrick Henry	BAL vs. BUF, Sep. 29	24-199, 1 TD
Rushing Attempts	30	Joe Mixon	HOU at IND, Sep. 8	30-159, 1 TD
Longest Rush	87	Derrick Henry	BAL vs. BUF, Sep. 29	(TD)
Receptions	14	Travis Kelce	KC vs. TB, Nov. 4 (OT)	14-100, 0 TD
	13	Garrett Wilson	NYJ at MIN, Oct. 6	13-101, 1 TD
	13	Brock Bowers	LV at MIA, Nov. 17	13-126, 1 TD
Receiving Yards	264	Ja'Marr Chase	CIN at BAL, Nov. 7	11-264, 3 TD
Kickoff Return Yards	157	Kene Nwangwu	NYJ vs. SEA, Dec. 1	3-157, 1 TD
Kickoff Returns	6	Ja'Mycal Hasty	NE vs. HOU, Oct. 13	6-139, 0 TD
	6	Chris Collier	BAL at CLE, Oct. 27	6-134, 0 TD
Longest Kickoff Return	100	Charlie Jones	CIN at CLE, Oct. 20	(TD)
Punt Return Yards	96	Parker Washington	JAX vs. NE, Oct. 20	1-96, 2 FC, 1 TD
Punt Returns	5			10 times in non-overtime games
Longest Punt Return	96	Parker Washington	JAX vs. NE, Oct. 20	(TD)
Interceptions	2			8 times, 7 in non-overtime games
Longest Interception Return	100	Pat Surtain II	DEN vs. LV, Oct. 6	(TD)
Sacks	4.0	Trey Hendrickson	CIN vs. LV, Nov. 3	
Scrimmage Yards	264	Ja'Marr Chase	CIN at BAL, Nov. 7	Rush: 0-0, Rec: 11-264
Longest Punt	84	Corey Bojorquez	CLE at LV, Sep. 29	
Punts	8			5 times in non-overtime games
Field Goals Made	6	Chris Boswell	PIT at ATL, Sep. 8	6-6, 57 long
	6	Chris Boswell	PIT vs. BAL, Nov. 17	6-6, 57 long
Longest Field Goal	63	Joey Slye	NE at SF, Sep. 29	

# 2024 NATIONAL FOOTBALL LEAGUE

## NFC PLAYER SINGLE-GAME HIGHS

CATEGORY	TOTAL	PLAYER	GAME	DETAILS
Points	24	Alvin Kamara	NO at DAL, Sep. 15	4 TD
Passing Yards	509	Kirk Cousins	ATL vs. TB, Oct. 3 (OT)	42-58, 509 YDS, 4 TD, 1 INT
	412	Jared Goff	DET vs. JAX, Nov. 17	24-29, 412 YDS, 4 TD, 0 INT
Longest Pass	97	Sam Darnold	MIN vs. SF, Sep. 15	to Justin Jefferson (TD)
Passing Touchdowns	4			11 times, 10 in non-overtime games
Rushing Yards	255	Saquon Barkley	PHI at LAR, Nov. 24	26-255, 2 TD
Rushing Attempts	32	Josh Jacobs	GB vs. IND, Sep. 15	32-151, 0 TD
Longest Rush	76	Isaac Guerendo	SF at SEA, Oct. 10	
Receptions	14	Cooper Kupp	LAR at DET, Sep. 8 (OT)	14-110, 1 TD
	13	CeeDee Lamb	DAL at SF, Oct. 27	13-146, 2 TD
Receiving Yards	180	Jaxon Smith-Njigba	SEA vs. LAR, Nov. 3 (OT)	7-180, 2 TD
	175	Jauan Jennings	SF at LAR, Sep. 22	11-175, 3 TD
Kickoff Return Yards	208	Deebo Samuel Sr.	SF at BUF, Dec. 1	6-208, 0 TD
Kickoff Returns	8	Raheem Blackshear	CAR at NO, Sep. 8	8-204, 0 TD
Longest Kickoff Return	99	KaVontae Turpin	DAL at WAS, Nov. 24	(TD)
Punt Return Yards	190	Kalif Raymond	DET vs. TEN, Oct. 27	5-190, 1 FC, 1 TD
Punt Returns	5			5 times, 4 in non-overtime games
Longest Punt Return	90	Kalif Raymond	DET vs. TEN, Oct. 27	(TD)
Interceptions	2			4 times, 3 in non-overtime games
Longest Interception Return	92	Leonard Williams	SEA at NYJ, Dec. 1	(TD)
Sacks	4.0	Aidan Hutchinson	DET vs. TB, Sep. 15	
Scrimmage Yards	302	Saquon Barkley	PHI at LAR, Nov. 24	Rush: 26-255, Rec: 4-47
Longest Punt	74	Daniel Whelan	GB vs. MIN, Sep. 29	
	74	Tress Way	WAS vs. PIT, Nov. 10	
Punts	11	Matt Haack	NYG vs. PHI, Oct. 20	11-517 (47.0)
Field Goals Made	7	Austin Seibert	WAS vs. NYG, Sep. 15	7-7, 45 long
Longest Field Goal	65	Brandon Aubrey	DAL vs. BAL, Sep. 22	



# 2024 NATIONAL FOOTBALL LEAGUE

## NFL PLAYER SINGLE-GAME HIGHS

CATEGORY	TOTAL	PLAYER	GAME	DETAILS
Points	24	Alvin Kamara	NO at DAL, Sep. 15	4 TD
Passing Yards	509	Kirk Cousins	ATL vs. TB, Oct. 3 (OT)	42-58, 509 YDS, 4 TD, 1 INT
	497	Jameis Winston	CLE at DEN, Dec. 2	34-58, 497 YDS, 4 TD, 3 INT
Longest Pass	98	Will Levis	TEN vs. MIN, Nov. 17	to Nick Westbrook-Ikhine (TD)
Passing Touchdowns	5			3 times, -1 in non-overtime games
	5			3 times, 2 in non-overtime games
Rushing Yards	255	Saquon Barkley	PHI at LAR, Nov. 24	26-255, 2 TD
Rushing Attempts	32	Josh Jacobs	GB vs. IND, Sep. 15	32-151, 0 TD
Longest Rush	87	Derrick Henry	BAL vs. BUF, Sep. 29	(TD)
Receptions	14	Cooper Kupp	LAR at DET, Sep. 8 (OT)	14-110, 1 TD
	14	Travis Kelce	KC vs. TB, Nov. 4 (OT)	14-100, 0 TD
	13			3 times in non-overtime games
Receiving Yards	264	Ja'Marr Chase	CIN at BAL, Nov. 7	11-264, 3 TD
Kickoff Return Yards	208	Deebo Samuel Sr.	SF at BUF, Dec. 1	6-208, 0 TD
Kickoff Returns	8	Raheem Blackshear	CAR at NO, Sep. 8	8-204, 0 TD
Longest Kickoff Return	100	Charlie Jones	CIN at CLE, Oct. 20	(TD)
Punt Return Yards	190	Kalif Raymond	DET vs. TEN, Oct. 27	5-190, 1 FC, 1 TD
Punt Returns	5			15 times, 14 in non-overtime games
Longest Punt Return	96	Parker Washington	JAX vs. NE, Oct. 20	(TD)
Interceptions	2			12 times, 10 in non-overtime games
Longest Interception Return	100	Pat Surtain II	DEN vs. LV, Oct. 6	(TD)
Sacks	4.0	Aidan Hutchinson	DET vs. TB, Sep. 15	
Scrimmage Yards	302	Saquon Barkley	PHI at LAR, Nov. 24	Rush: 26-255, Rec: 4-47
Longest Punt	84	Corey Bojorquez	CLE at LV, Sep. 29	
Punts	11	Matt Haack	NYG vs. PHI, Oct. 20	11-517 (47.0)
Field Goals Made	7	Austin Seibert	WAS vs. NYG, Sep. 15	7-7, 45 long
Longest Field Goal	65	Brandon Aubrey	DAL vs. BAL, Sep. 22	

# 2024 NATIONAL FOOTBALL LEAGUE

---

# 2024 NATIONAL FOOTBALL LEAGUE

## 300-YARD PASSING GAMES

YARDS	PLAYER	GAME	DETAILS
509	Kirk Cousins	ATL vs. TB, Oct. 3 (OT)	42-58, 4 TD, 1 INT
497	Jameis Winston	CLE at DEN, Dec. 2	34-58, 4 TD, 3 INT
428	Joe Burrow	CIN at BAL, Nov. 7	34-56, 4 TD, 0 INT
414	Russell Wilson	PIT at CIN, Dec. 1	29-38, 3 TD, 1 INT
412	Jared Goff	DET vs. JAX, Nov. 17	24-29, 4 TD, 0 INT
395	Geno Smith	SEA at DET, Sep. 30	38-56, 1 TD, 1 INT
395	Jameis Winston	CLE at NO, Nov. 17	30-46, 2 TD, 0 INT
392	Joe Burrow	CIN vs. BAL, Oct. 6 (OT)	30-39, 5 TD, 1 INT
389	Jordan Love	GB vs. MIN, Sep. 29	32-54, 4 TD, 3 INT
379	Dak Prescott	DAL vs. BAL, Sep. 22	28-51, 2 TD, 0 INT
371	Trevor Lawrence	JAX vs. IND, Oct. 6	28-34, 2 TD, 1 INT
370	Baker Mayfield	TB vs. BAL, Oct. 21	31-45, 3 TD, 2 INT
365	Tua Tagovailoa	MIA at GB, Nov. 28	37-46, 2 TD, 0 INT
363	Caleb Williams	CHI at IND, Sep. 22	33-52, 2 TD, 2 INT
363	Geno Smith	SEA vs. LAR, Nov. 3 (OT)	21-34, 3 TD, 3 INT
359	Joe Flacco	IND at JAX, Oct. 6	33-44, 3 TD, 0 INT
356	Joe Burrow	CIN at LAC, Nov. 17	28-50, 3 TD, 0 INT
354	Cooper Rush	DAL vs. HOU, Nov. 18	32-55, 1 TD, 1 INT
353	Brock Purdy	SF at TB, Nov. 10	25-36, 2 TD, 0 INT
352	Dak Prescott	DAL at PIT, Oct. 6	29-42, 2 TD, 2 INT
349	Justin Herbert	LAC at ARI, Oct. 21	27-39, 0 TD, 0 INT
348	Lamar Jackson	BAL at CIN, Oct. 6 (OT)	26-42, 4 TD, 0 INT
347	Baker Mayfield	TB vs. PHI, Sep. 29	30-47, 2 TD, 0 INT
345	C.J. Stroud	HOU vs. JAX, Sep. 29	27-40, 2 TD, 0 INT
340	Caleb Williams	CHI vs. MIN, Nov. 24 (OT)	32-47, 2 TD, 0 INT
340	Aidan O'Connell	LV at KC, Nov. 29	23-35, 2 TD, 0 INT
338	Tua Tagovailoa	MIA vs. JAX, Sep. 8	23-37, 1 TD, 0 INT
334	Jameis Winston	CLE vs. BAL, Oct. 27	27-41, 3 TD, 0 INT
331	C.J. Stroud	HOU vs. BUF, Oct. 6	28-38, 1 TD, 1 INT
331	Patrick Mahomes	KC vs. NO, Oct. 7	28-39, 0 TD, 1 INT
330	Baker Mayfield	TB vs. ATL, Oct. 27	37-50, 3 TD, 2 INT
330	Sam Darnold	MIN at CHI, Nov. 24 (OT)	22-34, 2 TD, 0 INT
327	Geno Smith	SEA at NE, Sep. 15 (OT)	33-44, 1 TD, 0 INT
326	Jayden Daniels	WAS vs. CHI, Oct. 27	21-38, 1 TD, 0 INT
325	Baker Mayfield	TB at NO, Oct. 13	24-36, 4 TD, 3 INT
324	Joe Burrow	CIN vs. WAS, Sep. 23	29-38, 3 TD, 0 INT
323	Lamar Jackson	BAL vs. WAS, Oct. 13	20-26, 1 TD, 1 INT
323	Josh Allen	BUF vs. TEN, Oct. 20	21-33, 2 TD, 0 INT
319	Brock Purdy	SF at MIN, Sep. 15	28-36, 1 TD, 1 INT
319	Andy Dalton	CAR at LV, Sep. 22	26-37, 3 TD, 0 INT
317	Matthew Stafford	LAR at DET, Sep. 8 (OT)	34-49, 1 TD, 1 INT

# 2024 NATIONAL FOOTBALL LEAGUE

---

## 300-YARD PASSING GAMES

YARDS	PLAYER	GAME	DETAILS
317	Tua Tagovailoa	MIA vs. NE, Nov. 24	29-40, 4 TD, 0 INT
315	Jared Goff	DET at DAL, Oct. 13	18-25, 3 TD, 0 INT
312	Justin Fields	PIT at IND, Sep. 29	22-34, 1 TD, 0 INT
312	Geno Smith	SEA vs. SF, Oct. 10	30-52, 1 TD, 2 INT
311	Jalen Hurts	PHI at NO, Sep. 22	29-38, 0 TD, 1 INT
309	Joe Burrow	CIN vs. PIT, Dec. 1	28-38, 3 TD, 1 INT
308	Trevor Lawrence	JAX vs. GB, Oct. 27	21-32, 2 TD, 1 INT
307	Jared Goff	DET vs. TB, Sep. 15	34-55, 0 TD, 2 INT
307	Kyler Murray	ARI at MIA, Oct. 27	26-36, 2 TD, 0 INT
307	Bo Nix	DEN vs. ATL, Nov. 17	28-33, 4 TD, 0 INT
306	Kirk Cousins	ATL at NO, Nov. 10	23-38, 0 TD, 1 INT
306	Patrick Mahomes	KC vs. LV, Nov. 29	26-46, 1 TD, 0 INT
304	Caleb Williams	CHI vs. CAR, Oct. 6	20-29, 2 TD, 0 INT

# 2024 NATIONAL FOOTBALL LEAGUE

---

# 2024 NATIONAL FOOTBALL LEAGUE

## 100-YARD RECEIVING GAMES

YARDS	PLAYER	GAME	DETAILS
264	Ja'Marr Chase	CIN at BAL, Nov. 7	11 REC, 3 TD
235	Jerry Jeudy	CLE at DEN, Dec. 2	9 REC, 1 TD
193	Ja'Marr Chase	CIN vs. BAL, Oct. 6 (OT)	10 REC, 2 TD
180	Jaxon Smith-Njigba	SEA vs. LAR, Nov. 3 (OT)	7 REC, 2 TD
175	Jauan Jennings	SF at LAR, Sep. 22	11 REC, 3 TD
170	Dallas Goedert	PHI at NO, Sep. 22	10 REC, 0 TD
162	Jordan Addison	MIN at CHI, Nov. 24 (OT)	8 REC, 1 TD
161	Amon-Ra St. Brown	DET vs. JAX, Nov. 17	11 REC, 2 TD
154	Drake London	ATL vs. TB, Oct. 3 (OT)	12 REC, 1 TD
151	Nico Collins	HOU vs. JAX, Sep. 29	12 REC, 1 TD
150	Christian Watson	GB at CHI, Nov. 17	4 REC, 0 TD
148	Tee Higgins	CIN at LAC, Nov. 17	9 REC, 1 TD
147	Brandon Aiyuk	SF vs. ARI, Oct. 6	8 REC, 0 TD
146	CeeDee Lamb	DAL at SF, Oct. 27	13 REC, 2 TD
144	Jaylen Waddle	MIA vs. NE, Nov. 24	8 REC, 1 TD
143	Calvin Ridley	TEN at DET, Oct. 27	10 REC, 0 TD
142	Jerry Jeudy	CLE at NO, Nov. 17	6 REC, 1 TD
140	Brock Bowers	LV at KC, Nov. 29	10 REC, 1 TD
139	Jayden Reed	GB vs. MIN, Sep. 29	7 REC, 1 TD
138	Jayden Reed	GB at PHI, Sep. 6	4 REC, 1 TD
137	Justin Jefferson	MIN vs. IND, Nov. 3	7 REC, 0 TD
135	Nico Collins	HOU vs. CHI, Sep. 15	8 REC, 1 TD
134	Alec Pierce	IND at JAX, Oct. 6	3 REC, 1 TD
133	Justin Jefferson	MIN vs. SF, Sep. 15	4 REC, 1 TD
133	Trey McBride	ARI at SEA, Nov. 24	12 REC, 0 TD
132	Zay Flowers	BAL vs. WAS, Oct. 13	9 REC, 0 TD
130	Tyreek Hill	MIA vs. JAX, Sep. 8	7 REC, 1 TD
130	Marvin Harrison Jr.	ARI vs. LAR, Sep. 15	4 REC, 2 TD
130	JuJu Smith-Schuster	KC vs. NO, Oct. 7	7 REC, 0 TD
129	DK Metcalf	SEA at NE, Sep. 15 (OT)	10 REC, 1 TD
128	George Kittle	SF vs. DAL, Oct. 27	6 REC, 1 TD
127	Malik Nabers	NYG at WAS, Sep. 15	10 REC, 1 TD
127	Zay Flowers	BAL vs. DEN, Nov. 3	5 REC, 2 TD
126	Tank Dell	HOU at NYJ, Oct. 31	6 REC, 0 TD
126	Brock Bowers	LV at MIA, Nov. 17	13 REC, 1 TD
125	Alec Pierce	IND vs. HOU, Sep. 8	3 REC, 1 TD
125	Chris Godwin	TB at NO, Oct. 13	11 REC, 2 TD
125	Keon Coleman	BUF vs. TEN, Oct. 20	4 REC, 0 TD
125	Terry McLaurin	WAS vs. CHI, Oct. 27	5 REC, 0 TD
124	Trey McBride	ARI at MIA, Oct. 27	9 REC, 0 TD
124	Jameson Williams	DET vs. JAX, Nov. 17	4 REC, 1 TD

# 2024 NATIONAL FOOTBALL LEAGUE

## 100-YARD RECEIVING GAMES

YARDS	PLAYER	GAME	DETAILS
123	Ladd McConkey	LAC vs. CIN, Nov. 17	6 REC, 0 TD
123	Puka Nacua	LAR at NE, Nov. 17	7 REC, 1 TD
122	Diontae Johnson	CAR at LV, Sep. 22	8 REC, 1 TD
122	Darius Slayton	NYG at SEA, Oct. 6	8 REC, 1 TD
122	Brian Thomas Jr.	JAX vs. IND, Oct. 6	5 REC, 1 TD
122	Courtland Sutton	DEN at BAL, Nov. 3	7 REC, 0 TD
121	Jameson Williams	DET vs. LAR, Sep. 8 (OT)	5 REC, 1 TD
121	Rashod Bateman	BAL at TB, Oct. 21	4 REC, 1 TD
121	Jakobi Meyers	LV vs. DEN, Nov. 24	10 REC, 0 TD
119	A.J. Brown	PHI vs. GB, Sep. 6	5 REC, 1 TD
119	Amon-Ra St. Brown	DET vs. TB, Sep. 15	11 REC, 0 TD
119	Nico Collins	HOU at JAX, Dec. 1	8 REC, 0 TD
118	Ja'Marr Chase	CIN vs. WAS, Sep. 23	6 REC, 2 TD
118	Quentin Johnston	LAC at CLE, Nov. 3	4 REC, 1 TD
118	Mike Evans	TB at CAR, Dec. 1 (OT)	8 REC, 1 TD
117	Nico Collins	HOU at IND, Sep. 8	6 REC, 0 TD
117	Chris Godwin	TB at DET, Sep. 15	7 REC, 1 TD
117	Jaxon Smith-Njigba	SEA at NE, Sep. 15 (OT)	12 REC, 0 TD
117	Nick Westbrook-Ikhine	TEN vs. MIN, Nov. 17	2 REC, 1 TD
117	Puka Nacua	LAR vs. PHI, Nov. 24	9 REC, 0 TD
117	Ladd McConkey	LAC at ATL, Dec. 1	9 REC, 0 TD
116	A.J. Brown	PHI vs. CLE, Oct. 13	6 REC, 1 TD
115	Malik Nabers	NYG vs. DAL, Sep. 26	12 REC, 0 TD
115	Justin Jefferson	MIN at LAR, Oct. 24	8 REC, 0 TD
115	Zay Flowers	BAL at CLE, Oct. 27	7 REC, 0 TD
115	Tylan Wallace	BAL vs. CIN, Nov. 7	3 REC, 1 TD
114	Allen Lazard	NYJ vs. BUF, Oct. 14	6 REC, 1 TD
114	T.J. Hockenson	MIN at CHI, Nov. 24 (OT)	7 REC, 0 TD
113	George Pickens	PIT at IND, Sep. 29	7 REC, 0 TD
113	Michael Pittman	IND vs. PIT, Sep. 29	6 REC, 0 TD
113	Garrett Wilson	NYJ at NE, Oct. 27	5 REC, 0 TD
113	Jayden Reed	GB vs. DET, Nov. 3	5 REC, 0 TD
113	Terry McLaurin	WAS vs. PIT, Nov. 10	5 REC, 0 TD
113	Jonnu Smith	MIA at GB, Nov. 28	10 REC, 0 TD
112	Rome Odunze	CHI at IND, Sep. 22	6 REC, 1 TD
112	Terry McLaurin	WAS vs. CLE, Oct. 6	4 REC, 0 TD
112	Amon-Ra St. Brown	DET at MIN, Oct. 20	8 REC, 1 TD
111	Isaiah Likely	BAL at KC, Sep. 5	9 REC, 1 TD
111	Zay Flowers	BAL at CIN, Oct. 6 (OT)	7 REC, 0 TD
111	George Pickens	PIT vs. NYJ, Oct. 20	5 REC, 1 TD
111	Marvin Harrison Jr.	ARI at MIA, Oct. 27	6 REC, 1 TD

# 2024 NATIONAL FOOTBALL LEAGUE

## 100-YARD RECEIVING GAMES

YARDS	PLAYER	GAME	DETAILS
111	Ladd McConkey	LAC vs. NO, Oct. 27	6 REC, 2 TD
111	Elijah Moore	CLE at DEN, Dec. 2	8 REC, 0 TD
110	Cooper Kupp	LAR at DET, Sep. 8 (OT)	14 REC, 1 TD
110	Davante Adams	LV at BAL, Sep. 15	9 REC, 1 TD
110	Deebo Samuel Sr.	SF at MIN, Sep. 15	8 REC, 0 TD
110	Rashee Rice	KC at ATL, Sep. 22	12 REC, 1 TD
110	Jaxon Smith-Njigba	SEA at SF, Nov. 17	10 REC, 0 TD
109	Jaylen Waddle	MIA vs. JAX, Sep. 8	5 REC, 0 TD
109	Hunter Henry	NE vs. SEA, Sep. 15 (OT)	8 REC, 0 TD
109	Josh Downs	IND at HOU, Oct. 27	4 REC, 1 TD
109	A.J. Brown	PHI at DAL, Nov. 10	5 REC, 0 TD
109	Marquez Valdes-Scantling	NO vs. ATL, Nov. 10	3 REC, 2 TD
109	A.J. Brown	PHI at LAR, Nov. 24	6 REC, 1 TD
108	Darius Slayton	NYG at PIT, Oct. 28	4 REC, 0 TD
107	Garrett Wilson	NYJ vs. BUF, Oct. 14	8 REC, 1 TD
107	Chris Olave	NO at LAC, Oct. 27	8 REC, 0 TD
107	Khalil Shakir	BUF at SEA, Oct. 27	9 REC, 0 TD
106	Puka Nacua	LAR vs. MIN, Oct. 24	7 REC, 0 TD
106	Cooper Kupp	LAR at NE, Nov. 17	6 REC, 2 TD
106	DJ Moore	CHI vs. MIN, Nov. 24 (OT)	7 REC, 1 TD
105	Darnell Mooney	ATL vs. TB, Oct. 3 (OT)	9 REC, 2 TD
105	DJ Moore	CHI vs. CAR, Oct. 6	5 REC, 2 TD
105	Jakobi Meyers	LV at CIN, Nov. 3	8 REC, 0 TD
105	Marvin Mims Jr.	DEN vs. CLE, Dec. 2	3 REC, 1 TD
104	DK Metcalf	SEA vs. MIA, Sep. 22	4 REC, 1 TD
104	DK Metcalf	SEA at DET, Sep. 30	7 REC, 0 TD
104	Cooper Kupp	LAR at SEA, Nov. 3 (OT)	11 REC, 0 TD
104	Rome Odunze	CHI at ARI, Nov. 3	5 REC, 0 TD
103	Rashee Rice	KC vs. BAL, Sep. 5	7 REC, 0 TD
103	Breece Hall	NYJ at PIT, Oct. 20	6 REC, 0 TD
103	Parker Washington	JAX vs. HOU, Dec. 1	6 REC, 1 TD
102	Deebo Samuel Sr.	SF at SEA, Oct. 10	3 REC, 1 TD
102	Evan Engram	JAX at CHI, Oct. 13	10 REC, 0 TD
102	Terry McLaurin	WAS vs. DAL, Nov. 24	5 REC, 1 TD
102	Courtland Sutton	DEN vs. CLE, Dec. 2	6 REC, 0 TD
101	Garrett Wilson	NYJ at MIN, Oct. 6	13 REC, 1 TD
101	Jonnu Smith	MIA vs. LV, Nov. 17	6 REC, 2 TD
100	Terry McLaurin	WAS at CIN, Sep. 23	4 REC, 1 TD
100	Cade Otton	TB vs. BAL, Oct. 21	8 REC, 0 TD
100	Courtland Sutton	DEN vs. CAR, Oct. 27	8 REC, 0 TD
100	Mike Gesicki	CIN vs. LV, Nov. 3	5 REC, 2 TD



# 2024 NATIONAL FOOTBALL LEAGUE

---

## 100-YARD RECEIVING GAMES

YARDS	PLAYER	GAME	DETAILS
100	Travis Kelce	KC vs. TB, Nov. 4 (OT)	14 REC, 0 TD

# 2024 NATIONAL FOOTBALL LEAGUE

---

# 2024 NATIONAL FOOTBALL LEAGUE

## 100-YARD RUSHING GAMES

YARDS	PLAYER	GAME	DETAILS
255	Saquon Barkley	PHI at LAR, Nov. 24	26 ATT, 2 TD
199	Derrick Henry	BAL vs. BUF, Sep. 29	24 ATT, 1 TD
176	Saquon Barkley	PHI at NYG, Oct. 20	17 ATT, 1 TD
169	Derrick Henry	BAL at TB, Oct. 21	15 ATT, 0 TD
159	Joe Mixon	HOU at IND, Sep. 8	30 ATT, 1 TD
159	Saquon Barkley	PHI vs. JAX, Nov. 3	27 ATT, 1 TD
155	Alvin Kamara	NO at CAR, Nov. 3	29 ATT, 0 TD
153	Chuba Hubbard	CAR vs. NYG, Nov. 10 (OT)	28 ATT, 1 TD
152	Bucky Irving	TB at CAR, Dec. 1 (OT)	25 ATT, 1 TD
151	Josh Jacobs	GB vs. IND, Sep. 15	32 ATT, 0 TD
151	Derrick Henry	BAL at DAL, Sep. 22	25 ATT, 2 TD
147	Jordan Mason	SF vs. NYJ, Sep. 9	28 ATT, 1 TD
147	Saquon Barkley	PHI at NO, Sep. 22	17 ATT, 2 TD
146	Saquon Barkley	PHI vs. WAS, Nov. 14	26 ATT, 2 TD
145	Tyrone Tracy Jr.	NYG at PIT, Oct. 28	20 ATT, 1 TD
140	Derrick Henry	BAL at LAC, Nov. 25	24 ATT, 0 TD
138	Taysom Hill	NO vs. CLE, Nov. 17	7 ATT, 3 TD
136	Sean Tucker	TB at NO, Oct. 13	14 ATT, 1 TD
135	J.K. Dobbins	LAC vs. LV, Sep. 8	10 ATT, 1 TD
133	Brian Robinson	WAS vs. NYG, Sep. 15	17 ATT, 0 TD
132	Derrick Henry	BAL vs. WAS, Oct. 13	24 ATT, 2 TD
131	J.K. Dobbins	LAC at CAR, Sep. 15	17 ATT, 1 TD
129	Tyrone Tracy Jr.	NYG at SEA, Oct. 6	18 ATT, 0 TD
129	D'Andre Swift	CHI at WAS, Oct. 27	18 ATT, 1 TD
128	Tony Pollard	TEN vs. NE, Nov. 3 (OT)	28 ATT, 0 TD
127	Jahmyr Gibbs	DET vs. TEN, Oct. 27	11 ATT, 1 TD
127	Josh Jacobs	GB at JAX, Oct. 27	25 ATT, 2 TD
123	Jordan Mason	SF vs. NE, Sep. 29	24 ATT, 1 TD
122	Lamar Jackson	BAL at KC, Sep. 5	16 ATT, 0 TD
122	James Conner	ARI vs. LAR, Sep. 15	21 ATT, 1 TD
120	Rhamondre Stevenson	NE at CIN, Sep. 8	25 ATT, 1 TD
120	Chase Brown	CIN vs. LV, Nov. 3	27 ATT, 0 TD
119	Tony Pollard	TEN at HOU, Nov. 24	24 ATT, 1 TD
118	Tank Bigsby	JAX vs. NE, Oct. 20	26 ATT, 2 TD
116	Jahmyr Gibbs	DET at MIN, Oct. 20	15 ATT, 2 TD
116	Bijan Robinson	ATL at NO, Nov. 10	20 ATT, 2 TD
115	Alvin Kamara	NO at DAL, Sep. 15	20 ATT, 3 TD
115	Joe Mixon	HOU at GB, Oct. 20	25 ATT, 2 TD
114	Chuba Hubbard	CAR at LV, Sep. 22	21 ATT, 0 TD
114	Najee Harris	PIT vs. NYG, Oct. 28	19 ATT, 0 TD
114	Jonathan Taylor	IND vs. BUF, Nov. 10	21 ATT, 0 TD

# 2024 NATIONAL FOOTBALL LEAGUE

## 100-YARD RUSHING GAMES

YARDS	PLAYER	GAME	DETAILS
113	Breece Hall	NYJ vs. BUF, Oct. 14	18 ATT, 0 TD
112	Rico Dowdle	DAL vs. NYG, Nov. 28	22 ATT, 1 TD
112	Alvin Kamara	NO vs. LAR, Dec. 1	23 ATT, 0 TD
111	James Cook	BUF at SEA, Oct. 27	17 ATT, 2 TD
110	Jonathan Taylor	IND vs. CHI, Sep. 22	23 ATT, 2 TD
109	Saquon Barkley	PHI vs. GB, Sep. 6	24 ATT, 2 TD
109	Joe Mixon	HOU at DAL, Nov. 18	20 ATT, 3 TD
108	Saquon Barkley	PHI at CIN, Oct. 27	22 ATT, 0 TD
107	James Conner	ARI vs. CHI, Nov. 3	18 ATT, 0 TD
107	Saquon Barkley	PHI at BAL, Dec. 1	23 ATT, 1 TD
107	James Cook	BUF vs. SF, Dec. 1	14 ATT, 1 TD
106	Najee Harris	PIT at LV, Oct. 13	14 ATT, 1 TD
106	Joe Mixon	HOU at NYJ, Oct. 31	24 ATT, 1 TD
106	Derrick Henry	BAL vs. DEN, Nov. 3	23 ATT, 2 TD
106	Kareem Hunt	KC vs. TB, Nov. 4 (OT)	27 ATT, 1 TD
106	Josh Jacobs	GB vs. SF, Nov. 24	26 ATT, 3 TD
106	Aaron Jones	MIN at CHI, Nov. 24 (OT)	22 ATT, 1 TD
105	David Montgomery	DET at ARI, Sep. 22	23 ATT, 1 TD
105	Tyler Allgeier	ATL at CAR, Oct. 13	18 ATT, 1 TD
105	Jonathan Taylor	IND at HOU, Oct. 27	20 ATT, 1 TD
104	James Conner	ARI vs. WAS, Sep. 29	18 ATT, 1 TD
104	Chuba Hubbard	CAR vs. CIN, Sep. 29	18 ATT, 1 TD
104	Kyren Williams	LAR at NO, Dec. 1	15 ATT, 1 TD
103	Kenneth Walker III	SEA vs. DEN, Sep. 8	20 ATT, 1 TD
103	Jonathan Taylor	IND at GB, Sep. 15	12 ATT, 0 TD
103	Bijan Robinson	ATL vs. SEA, Oct. 20	21 ATT, 1 TD
103	Tyrone Tracy Jr.	NYG at CAR, Nov. 10 (OT)	18 ATT, 1 TD
103	Brian Robinson	WAS vs. TEN, Dec. 1	16 ATT, 1 TD
102	Aaron Jones	MIN vs. HOU, Sep. 22	19 ATT, 0 TD
102	Kyren Williams	LAR vs. GB, Oct. 6	22 ATT, 1 TD
102	Kareem Hunt	KC vs. NO, Oct. 7	27 ATT, 1 TD
102	Joe Mixon	HOU at NE, Oct. 13	13 ATT, 1 TD
102	Najee Harris	PIT vs. NYJ, Oct. 20	21 ATT, 1 TD
102	Joe Mixon	HOU vs. IND, Oct. 27	25 ATT, 1 TD
102	Bijan Robinson	ATL vs. LAC, Dec. 1	26 ATT, 1 TD
101	Brian Robinson	WAS at ARI, Sep. 29	21 ATT, 1 TD
101	Tank Bigsby	JAX vs. IND, Oct. 6	13 ATT, 2 TD
101	James Conner	ARI vs. LAC, Oct. 21	19 ATT, 0 TD
101	Joe Mixon	HOU at JAX, Dec. 1	20 ATT, 1 TD
100	Jordan Mason	SF at MIN, Sep. 15	20 ATT, 1 TD

# 2024 NATIONAL FOOTBALL LEAGUE

---

# 2024 NATIONAL FOOTBALL LEAGUE

## AFC LEADING PASSERS

RANK	PLAYER	TEAM	ATT	COMP	COMP%	YDS	YPA	TD	TD%	LONG	INT	INT%	RATING
1	L. Jackson	BAL	379	254	67.0%	3290	8.68	29	7.7%	84t	3	0.8%	116.3
2	Tagovailoa	MIA	278	207	74.5%	2125	7.64	15	5.4%	80t	4	1.4%	108.0
3	Burrow	CIN	446	302	67.7%	3337	7.48	30	6.7%	70t	5	1.1%	107.4
4	Allen	BUF	356	230	64.6%	2691	7.56	20	5.6%	63t	5	1.4%	100.3
5	Herbert	LAC	336	213	63.4%	2551	7.59	13	3.9%	66t	1	0.3%	98.2
6	Mahomes	KC	427	292	68.4%	2979	6.98	19	4.4%	54t	11	2.6%	92.2
7	Winston	CLE	230	141	61.3%	1763	7.67	11	4.8%	89t	7	3.0%	88.4
8	*Nix	DEN	434	277	63.8%	2842	6.55	17	3.9%	93t	8	1.8%	87.9
9	Stroud	HOU	430	272	63.3%	3117	7.25	15	3.5%	67t	9	2.1%	87.9
10	Rodgers	NYJ	419	262	62.5%	2627	6.27	19	4.5%	57	8	1.9%	87.5
11	*Maye	NE	256	172	67.2%	1696	6.63	11	4.3%	40t	8	3.1%	87.0
12	Levis	TEN	240	154	64.2%	1659	6.91	12	5.0%	98t	9	3.8%	85.4
13	Lawrence	JAX	284	172	60.6%	2045	7.20	11	3.9%	85t	7	2.5%	85.2
14	Minschew	LV	306	203	66.3%	2013	6.58	9	2.9%	57t	10	3.3%	81.0
15	D. Watson	CLE	216	137	63.4%	1148	5.31	5	2.3%	35	3	1.4%	79.0

# 2024 NATIONAL FOOTBALL LEAGUE

## AFC LEADING PASSERS, RANKS

PLAYER	TEAM	ATT	COMP	COMP%	YDS	YPA	TD	TD%	INT	INT%	RATING
L. Jackson	BAL	6	6	5	2	1	2	1	2t	2	1
Tagovailoa	MIA	11	9	1	9	3	7t	4	4	6	2
Burrow	CIN	1	1	3	1	6	1	2	5t	3	3
Allen	BUF	7	7	7	6	5	3	3	5t	5	4
Herbert	LAC	8	8	11	8	4	9	12	1	1	5
Mahomes	KC	4	2	2	4	9	4t	8	15	11	6
Winston	CLE	14	14	14	12	2	11t	6	7t	12	7
*Nix	DEN	2	3	9	5	13	6	10	9t	7	8
Stroud	HOU	3	4	12	3	7	7t	13	12t	9	9
Rodgers	NYJ	5	5	13	7	14	4t	7	9t	8	10
*Maye	NE	12	11t	4	13	11	11t	9	9t	13	11
Levis	TEN	13	13	8	14	10	10	5	12t	15	12
Lawrence	JAX	10	11t	15	10	8	11t	11	7t	10	13
Minshew	LV	9	10	6	11	12	15t	14	14	14	14
D. Watson	CLE	15	15	10	18	15	18t	15	2t	4	15

# 2024 NATIONAL FOOTBALL LEAGUE

## AFC FOURTH-QUARTER PASSING LEADERS

RANK	PLAYER	TEAM	ATT	COMP	COMP%	YDS	YPA	TD	TD%	INT	INT%	RATING
1	Ru. Wilson	PIT	39	25	64.1%	381	9.77	4	10.3%	1	2.6%	119.7
2	L. Jackson	BAL	107	68	63.6%	861	8.05	10	9.3%	1	0.9%	115.8
3	Tagovailoa	MIA	66	52	78.8%	507	7.68	3	4.5%	0	0.0%	113.8
4	Flacco	IND	48	31	64.6%	447	9.31	5	10.4%	2	4.2%	112.1
5	Fields	PIT	40	23	57.5%	302	7.55	3	7.5%	0	0.0%	106.5
6	Mahomes	KC	89	61	68.5%	621	6.98	5	5.6%	1	1.1%	102.3
7	Allen	BUF	70	41	58.6%	498	7.11	3	4.3%	0	0.0%	94.8
8	Burrow	CIN	116	70	60.3%	923	7.96	9	7.8%	5	4.3%	93.4
9	*Nix	DEN	105	72	68.6%	725	6.90	5	4.8%	3	2.9%	92.0
10	Rodgers	NYJ	121	80	66.1%	751	6.21	4	3.3%	2	1.7%	87.2
11	D. Watson	CLE	58	39	67.2%	335	5.78	2	3.4%	1	1.7%	86.5
12	*Maye	NE	88	55	62.5%	567	6.44	5	5.7%	3	3.4%	85.7
13	O'Connell	LV	60	38	63.3%	380	6.33	3	5.0%	2	3.3%	84.0
14	Minshev	LV	102	69	67.6%	679	6.66	4	3.9%	4	3.9%	82.9
15	Herbert	LAC	72	38	52.8%	461	6.40	2	2.8%	0	0.0%	82.0
16	Stroud	HOU	102	62	60.8%	658	6.45	3	2.9%	2	2.0%	81.3
17	Lawrence	JAX	83	46	55.4%	515	6.20	3	3.6%	2	2.4%	76.1
18	Winston	CLE	87	52	59.8%	586	6.74	4	4.6%	4	4.6%	76.1
19	Richardson	IND	77	37	48.1%	552	7.17	4	5.2%	3	3.9%	73.1
20	Brissett	NE	51	28	54.9%	308	6.04	0	0.0%	0	0.0%	73.0
21	M. Jones	JAX	42	26	61.9%	224	5.33	2	4.8%	2	4.8%	71.9
22	Levis	TEN	77	40	51.9%	359	4.66	3	3.9%	5	6.5%	50.7



# 2024 NATIONAL FOOTBALL LEAGUE

## AFC THIRD-DOWN PASSING LEADERS

RANK	PLAYER	TEAM	ATT	COMP	COMP%	YDS	YPA	TD	TD%	INT	INT%	RATING
1	Mahomes	KC	104	72	69.2%	856	8.23	10	9.6%	1	1.0%	122.1
2	L. Jackson	BAL	96	60	62.5%	779	8.11	8	8.3%	0	0.0%	115.8
3	Burrow	CIN	109	68	62.4%	819	7.51	10	9.2%	1	0.9%	112.1
4	Ru. Wilson	PIT	59	37	62.7%	604	10.24	5	8.5%	3	5.1%	104.1
5	Herbert	LAC	98	57	58.2%	686	7.00	7	7.1%	0	0.0%	103.5
6	Allen	BUF	96	51	53.1%	692	7.21	7	7.3%	1	1.0%	96.4
7	Tagovailoa	MIA	73	50	68.5%	606	8.30	3	4.1%	2	2.7%	96.0
8	*Nix	DEN	128	79	61.7%	941	7.35	7	5.5%	2	1.6%	95.9
9	Stroud	HOU	124	75	60.5%	899	7.25	5	4.0%	1	0.8%	92.8
10	Winston	CLE	64	39	60.9%	462	7.22	3	4.7%	1	1.6%	92.1
11	Levis	TEN	58	34	58.6%	545	9.40	3	5.2%	3	5.2%	85.8
12	Rodgers	NYJ	111	63	56.8%	803	7.23	7	6.3%	5	4.5%	81.8
13	*Maye	NE	65	36	55.4%	414	6.37	4	6.2%	3	4.6%	76.1
14	Lawrence	JAX	73	34	46.6%	374	5.12	4	5.5%	2	2.7%	69.1
15	Minschew	LV	80	46	57.5%	428	5.35	3	3.8%	5	6.3%	58.8

# 2024 NATIONAL FOOTBALL LEAGUE

## AFC LEADING RUSHERS

RANK	PLAYER	TEAM	ATT	YDS	AVG	LONG	TD
1	Henry	BAL	240	1407	5.9	87t	13
2	Mixon	HOU	205	887	4.3	59	11
3	Pollard	TEN	192	835	4.3	41	4
4	Harris	PIT	207	824	4.0	36t	4
5	Taylor	IND	186	804	4.3	58	5
6	Dobbins	LAC	158	766	4.8	61	8
7	Cook	BUF	151	703	4.7	65t	11
8	Hall	NYJ	164	692	4.2	42	4
9	L. Jackson (QB)	BAL	111	678	6.1	39	3
10	C. Brown	CIN	152	677	4.5	40	6
11	Stevenson	NE	180	671	3.7	33t	6
12	Hunt	KC	162	592	3.7	17	5
13	Achane	MIA	139	576	4.1	47	3
14	Bigsby	JAX	102	547	5.4	65t	4
15	Williams	DEN	124	446	3.6	20	4
16	Richardson (QB)	IND	70	383	5.5	26	4
17	Gibson	NE	79	373	4.7	45	1
18	Etienne	JAX	95	371	3.9	22	2
19	McLaughlin	DEN	80	367	4.6	21	1
20	*Maye (QB)	NE	38	345	9.1	41	1
21	*Davis	BUF	80	342	4.3	22	3
22	J. Ford	CLE	70	339	4.8	36	1
23	Allen (QB)	BUF	70	334	4.8	26t	6
24	Mattison	LV	97	320	3.3	24	3
25	Warren	PIT	78	312	4.0	18	1
26	*Nix (QB)	DEN	67	304	4.5	32	4
27	Fields (QB)	PIT	61	281	4.6	30	5
28t	Chubb	CLE	82	243	3.0	15	3
28t	*Wright	MIA	59	243	4.1	20	0
30	Moss	CIN	74	242	3.3	16	2
31	*Allen	NYJ	67	240	3.6	20t	2
32	Edwards	LAC	69	238	3.4	12	1
33	Mostert	MIA	65	236	3.6	18	2
34	Mahomes (QB)	KC	46	231	5.0	33	1
35	Herbert (QB)	LAC	50	212	4.2	38	2
36	Stroud (QB)	HOU	43	199	4.6	25	0
37t	*Estime	DEN	41	191	4.7	21	0
37t	Hill	BAL	43	191	4.4	51t	1
39	White	LV	65	183	2.8	17	1
40	Pacheco	KC	41	179	4.4	34	1
41	Levis (QB)	TEN	38	172	4.5	21	0
42	Spears	TEN	44	164	3.7	19	1
43	Burrow (QB)	CIN	33	160	4.8	47t	1
44	*Steele	KC	48	158	3.3	9	0
45	Foreman	CLE	46	155	3.4	25	0
46	Abdullah	LV	35	149	4.3	40	1
47	D. Watson (QB)	CLE	31	148	4.8	16	1
48	Ty Johnson	BUF	27	145	5.4	19	1
49	Sermon	IND	47	131	2.8	17	2
50	Goodson	IND	27	128	4.7	33	1

# 2024 NATIONAL FOOTBALL LEAGUE

---

## AFC THIRD-AND-ONE RUSHING LEADERS

RANK	PLAYER	TEAM	ATT	FD	PCT
1t	*Allen	NYJ	8	8	100.0%
1t	Achane	MIA	4	4	100.0%
1t	Burrow (QB)	CIN	4	4	100.0%
1t	Herbert (QB)	LAC	4	4	100.0%
1t	C. Brown	CIN	3	3	100.0%
1t	Fields (QB)	PIT	3	3	100.0%
7t	Dobbins	LAC	7	6	85.7%
7t	Hunt	KC	7	6	85.7%
9t	Allen (QB)	BUF	6	5	83.3%
9t	Levis (QB)	TEN	6	5	83.3%
9t	Mixon	HOU	6	5	83.3%
12	Henry	BAL	9	7	77.8%
13	*Nix (QB)	DEN	7	5	71.4%
14	*Steele	KC	6	4	66.7%
15	Taylor	IND	11	7	63.6%
16t	Harris	PIT	5	3	60.0%
16t	Moss	CIN	5	3	60.0%
18	Hall	NYJ	7	4	57.1%
19t	Haskins	LAC	6	3	50.0%
19t	Ingold	MIA	6	3	50.0%

# 2024 NATIONAL FOOTBALL LEAGUE

## AFC LEADERS IN RECEPTIONS

RANK	PLAYER	TEAM	REC	YDS	AVG	LONG	TD
1	*Bowers (TE)	LV	84	884	10.5	57t	4
2	Chase	CIN	79	1142	14.5	70t	13
3	Kelce (TE)	KC	75	637	8.5	38	2
4	Wilson	NYJ	74	763	10.3	35	5
5	Sutton	DEN	63	846	13.4	37	5
6t	Flowers	BAL	60	863	14.4	53t	4
6t	Shakir	BUF	60	629	10.5	52	2
8	Meyers	LV	59	676	11.5	43	2
9t	*McConkey	LAC	58	815	14.1	60t	4
9t	J. Smith (TE)	MIA	58	648	11.2	57t	4
9t	Henry (TE)	NE	58	610	10.5	35	1
12	Achane (RB)	MIA	57	429	7.5	39	6
13t	Pickens	PIT	55	850	15.5	44	3
13t	T. Hill	MIA	55	654	11.9	80t	4
15	Judy	CLE	54	880	16.3	89t	3
16	Downs	IND	53	594	11.2	69t	4
17	Douglas	NE	52	497	9.6	35t	1
18	Moore	CLE	50	447	8.9	44	1
19t	Collins	HOU	49	832	17.0	67t	4
19t	D. Adams	LV-NYJ	49	553	11.3	37t	3
19t	Njoku (TE)	CLE	49	397	8.1	29	4
22	Diggs	HOU	47	496	10.6	49	3
23t	*B. Thomas	JAX	46	765	16.6	85t	6
23t	Pittman	IND	46	550	12.0	33	2
23t	Hall (RB)	NYJ	46	401	8.7	57	2
26	Waddle	MIA	45	601	13.4	63	2
27t	Ridley	TEN	43	679	15.8	63	3
27t	Higgins	CIN	43	558	13.0	42t	5
27t	Dell	HOU	43	543	12.6	50	2
27t	Andrews (TE)	BAL	43	490	11.4	38	7
27t	Engram (TE)	JAX	43	332	7.7	24	1
32t	Hopkins	TEN-KC	41	498	12.1	35	4
32t	Schultz (TE)	HOU	41	424	10.3	32	1
32t	Freiermuth (TE)	PIT	41	422	10.3	30	4
32t	Dissly (TE)	LAC	41	399	9.7	29t	1
36	Gesicki (TE)	CIN	39	436	11.2	47t	2
37t	Williams (RB)	DEN	38	259	6.8	34	0
37t	C. Brown (RB)	CIN	38	237	6.2	34	2
39t	Hill (RB)	BAL	37	322	8.7	24	2
39t	Pollard (RB)	TEN	37	211	5.7	30	0
41	Tucker	LV	36	425	11.8	58t	2
42	Bateman	BAL	35	574	16.4	59	5
43t	Cooper	CLE-BUF	34	386	11.4	30	3
43t	Kincaid (TE)	BUF	34	356	10.5	28	2
45t	*Worthy	KC	33	407	12.3	54t	4
45t	Likely (TE)	BAL	33	384	11.6	49t	4
45t	*Vele	DEN	33	377	11.4	37	1
45t	Conklin (TE)	NYJ	33	284	8.6	27	2
49	Boyd	TEN	32	310	9.7	30	0
50t	Gray (TE)	KC	31	373	12.0	35t	4
50t	D. Johnson	CAR-BAL	31	363	11.7	39	3
50t	Hooper (TE)	NE	31	337	10.9	38t	3
50t	Stevenson (RB)	NE	31	139	4.5	14	1

# 2024 NATIONAL FOOTBALL LEAGUE

## AFC RECEIVING YARDAGE LEADERS

RANK	PLAYER	TEAM	YDS	REC	AVG	LONG	TD
1	Chase	CIN	1142	79	14.5	70t	13
2	*Bowers (TE)	LV	884	84	10.5	57t	4
3	Jeudy	CLE	880	54	16.3	89t	3
4	Flowers	BAL	863	60	14.4	53t	4
5	Pickens	PIT	850	55	15.5	44	3
6	Sutton	DEN	846	63	13.4	37	5
7	Collins	HOU	832	49	17.0	67t	4
8	*McConkey	LAC	815	58	14.1	60t	4
9	*B. Thomas	JAX	765	46	16.6	85t	6
10	Wilson	NYJ	763	74	10.3	35	5
11	Ridley	TEN	679	43	15.8	63	3
12	Meyers	LV	676	59	11.5	43	2
13	T. Hill	MIA	654	55	11.9	80t	4
14	J. Smith (TE)	MIA	648	58	11.2	57t	4
15	Pierce	IND	645	29	22.2	65t	5
16	Kelce (TE)	KC	637	75	8.5	38	2
17	Shakir	BUF	629	60	10.5	52	2
18	Henry (TE)	NE	610	58	10.5	35	1
19	Waddle	MIA	601	45	13.4	63	2
20	Downs	IND	594	53	11.2	69t	4
21	Bateman	BAL	574	35	16.4	59	5
22	Higgins	CIN	558	43	13.0	42t	5
23	D. Adams	LV-NYJ	553	49	11.3	37t	3
24	Pittman	IND	550	46	12.0	33	2
25	Dell	HOU	543	43	12.6	50	2
26	Hopkins	TEN-KC	498	41	12.1	35	4
27	Douglas	NE	497	52	9.6	35t	1
28	Diggs	HOU	496	47	10.6	49	3
29	Andrews (TE)	BAL	490	43	11.4	38	7
30	Moore	CLE	447	50	8.9	44	1
31	Gesicki (TE)	CIN	436	39	11.2	47t	2
32	Achane (RB)	MIA	429	57	7.5	39	6
33	Tucker	LV	425	36	11.8	58t	2
34	Schultz (TE)	HOU	424	41	10.3	32	1
35	Freiermuth (TE)	PIT	422	41	10.3	30	4
36	*Coleman	BUF	417	22	19.0	57	3
37	Palmer	LAC	414	24	17.3	45	1
38	Lazard	NYJ	412	30	13.7	52t	5
39	*Worthy	KC	407	33	12.3	54t	4
40	Hall (RB)	NYJ	401	46	8.7	57	2
41	Dissly (TE)	LAC	399	41	9.7	29t	1
42	Njoku (TE)	CLE	397	49	8.1	29	4
43	Cooper	CLE-BUF	386	34	11.4	30	3
44	Likely (TE)	BAL	384	33	11.6	49t	4
45	Austin	PIT	383	22	17.4	55t	4
46	Kirk	JAX	379	27	14.0	61	1
47	*Vele	DEN	377	33	11.4	37	1
48	Gray (TE)	KC	373	31	12.0	35t	4
49	Johnston	LAC	366	24	15.3	66t	6
50	Westbrook-Ikhine	TEN	365	20	18.3	98t	8

# 2024 NATIONAL FOOTBALL LEAGUE

## AFC THIRD-DOWN RECEIVING LEADERS

RANK	PLAYER	TEAM	REC	YDS	AVG	LONG	TD
1	Sutton	DEN	26	418	16.1	33	2
2	Pickens	PIT	23	303	13.2	37	0
3	Kelce (TE)	KC	21	227	10.8	38	1
4t	*McConkey	LAC	19	224	11.8	19	2
4t	Wilson	NYJ	19	213	11.2	26t	2
4t	Moore	CLE	19	198	10.4	44	0
7t	*Bowers (TE)	LV	18	215	11.9	29	1
7t	Henry (TE)	NE	18	213	11.8	32	0
9	Shakir	BUF	17	263	15.5	52	1
10t	Chase	CIN	16	219	13.7	63t	2
10t	J. Smith (TE)	MIA	16	169	10.6	33	2
12t	Collins	HOU	15	202	13.5	34	2
12t	Downs	IND	15	190	12.7	31	1
12t	Dell	HOU	15	183	12.2	31	0
15	Hill (RB)	BAL	14	152	10.9	24	0
16t	Waddle	MIA	13	182	14.0	36	0
16t	Meyers	LV	13	179	13.8	43	0
16t	T. Hill	MIA	13	152	11.7	30	1
16t	Douglas	NE	13	149	11.5	35t	1
16t	Diggs	HOU	13	127	9.8	21	1
21t	Higgins	CIN	12	180	15.0	31	3
21t	Gesicki (TE)	CIN	12	150	12.5	47t	1
21t	Andrews (TE)	BAL	12	140	11.7	23	3
24t	Ridley	TEN	11	219	19.9	63	0
24t	Johnston	LAC	11	183	16.6	66t	4
24t	Flowers	BAL	11	169	15.4	26	1
24t	Freiermuth (TE)	PIT	11	121	11.0	22	2
24t	Boyd	TEN	11	116	10.5	20	0
24t	Bateman	BAL	11	108	9.8	16t	2
24t	Williams (RB)	DEN	11	90	8.2	34	0
24t	Tucker	LV	11	88	8.0	14	0
32t	Hopkins	TEN-KC	10	146	14.6	35	2
32t	Schultz (TE)	HOU	10	145	14.5	32	1
32t	Perine (RB)	KC	10	142	14.2	35	1
32t	*Vele	DEN	10	91	9.1	20	1
32t	Warren (RB)	PIT	10	90	9.0	26	0
37t	Mims	DEN	9	206	22.9	93t	2
37t	Westbrook-Ikhine	TEN	9	185	20.6	98t	5
37t	Lazard	NYJ	9	150	16.7	36t	2
37t	Jeudy	CLE	9	136	15.1	23	0
37t	D. Adams	LV-NYJ	9	134	14.9	37t	1
37t	Palmer	LAC	9	128	14.2	28t	1
37t	Ogunbowale (RB)	HOU	9	126	14.0	31	0
37t	Conklin (TE)	NYJ	9	120	13.3	25	1
37t	Tillman	CLE	9	112	12.4	25	1
37t	Achane (RB)	MIA	9	110	12.2	39	1
37t	Engram (TE)	JAX	9	74	8.2	15	0
48t	Austin	PIT	8	182	22.8	46	2
48t	Hollins	BUF	8	106	13.3	44	3
48t	Kirk	JAX	8	106	13.3	30	1
48t	Cooper	CLE-BUF	8	93	11.6	30	0
48t	Hall (RB)	NYJ	8	74	9.3	29t	1
48t	Stevenson (RB)	NE	8	33	4.1	12	1

# 2024 NATIONAL FOOTBALL LEAGUE

## AFC LEADING SCORERS (NON-KICKING)

RANK	PLAYER	TEAM	POS	TOUCHDOWNS				X2	PTS
				TOTAL	RUSH	REC	RET		
1	Henry	BAL	RB	15	13	2	0	0	90
2	Chase	CIN	WR	13	0	13	0	0	78
3t	Cook	BUF	RB	12	11	1	0	0	72
3t	Mixon	HOU	RB	12	11	1	0	0	72
5	Achane	MIA	RB	9	3	6	0	0	54
6	C. Brown	CIN	RB	8	6	2	0	1	50
7t	Dobbins	LAC	RB	8	8	0	0	0	48
7t	Westbrook-Ikhine	TEN	WR	8	0	8	0	0	48
9	Stevenson	NE	RB	7	6	1	0	2	46
10t	Allen	BUF	QB	7	6	1	0	0	42
10t	Andrews	BAL	TE	7	0	7	0	0	42
12	*B. Thomas	JAX	WR	6	0	6	0	2	40
13	Hall	NYJ	RB	6	4	2	0	1	38
14t	Johnston	LAC	WR	6	0	6	0	0	36
14t	Taylor	IND	RB	6	5	1	0	0	36
14t	*Worthy	KC	WR	6	2	4	0	0	36
17	Wilson	NYJ	WR	5	0	5	0	1	32
18t	Austin	PIT	WR	5	0	4	1	0	30
18t	Bateman	BAL	WR	5	0	5	0	0	30
18t	Fields	PIT	QB	5	5	0	0	0	30
18t	Higgins	CIN	WR	5	0	5	0	0	30
18t	Hunt	KC	RB	5	5	0	0	0	30
18t	Iosivas	CIN	WR	5	0	5	0	0	30
18t	Lazard	NYJ	WR	5	0	5	0	0	30
18t	*Nix	DEN	QB	5	4	1	0	0	30
18t	Pierce	IND	WR	5	0	5	0	0	30
18t	Sutton	DEN	WR	5	0	5	0	0	30
28	Njoku	CLE	TE	4	0	4	0	2	28
29t	Mattison	LV	RB	4	3	1	0	1	26
29t	Richardson	IND	QB	4	4	0	0	1	26
29t	Ridley	TEN	WR	4	1	3	0	0	26
32t	Bigsby	JAX	RB	4	4	0	0	0	24
32t	*Bowers	LV	TE	4	0	4	0	0	24
32t	Chubb	CLE	RB	4	3	1	0	0	24
32t	Collins	HOU	WR	4	0	4	0	0	24
32t	*Davis	BUF	RB	4	3	1	0	0	24
32t	Diggs	HOU	WR	4	1	3	0	0	24
32t	Downs	IND	WR	4	0	4	0	0	24
32t	Flowers	BAL	WR	4	0	4	0	0	24
32t	Freiermuth	PIT	TE	4	0	4	0	0	24
32t	Gray	KC	TE	4	0	4	0	0	24
32t	Harris	PIT	RB	4	4	0	0	0	24
32t	T. Hill	MIA	WR	4	0	4	0	0	24
32t	Hollins	BUF	WR	4	0	4	0	0	24
32t	Hopkins	TEN-KC	WR	4	0	4	0	0	24
32t	Likely	BAL	TE	4	0	4	0	0	24

# 2024 NATIONAL FOOTBALL LEAGUE

---

## AFC LEADING SCORERS (NON-KICKING)

RANK	PLAYER	TEAM	POS	TOUCHDOWNS				X2	PTS
				TOTAL	RUSH	REC	RET		
32t	*McConkey	LAC	WR	4	0	4	0	0	24
32t	Pollard	TEN	RB	4	4	0	0	0	24
32t	J. Smith	MIA	TE	4	0	4	0	0	24
32t	Williams	DEN	RB	4	4	0	0	0	24





# 2024 NATIONAL FOOTBALL LEAGUE

---

## AFC LEADING SCORERS (KICKING)

RANK	PLAYER	TEAM	PAT	FG	FG%	LONG	PTS
1	Boswell	PIT	26/26	34/37	91.9%	57	128
2	Fairbairn	HOU	29/29	31/37	83.8%	59	122
3	Lutz	DEN	31/31	26/29	89.7%	54	109
4	Dicker	LAC	21/24	27/29	93.1%	59	102
5	Tucker	BAL	42/44	19/27	70.4%	56	99
6	Bass	BUF	38/42	19/23	82.6%	61	95
7	Gay	IND	22/22	22/25	88.0%	56	88
8	Carlson	LV	18/18	23/28	82.1%	54	87
9	Sanders	MIA	20/20	22/26	84.6%	56	86
10	McPherson	CIN	37/38	16/22	72.7%	56	85
11	Slye	NE	17/18	22/28	78.6%	63	83
12	Folk	TEN	22/22	19/20	95.0%	56	79
13	Butker	KC	21/22	18/20	90.0%	53	75
14	*C. Little	JAX	19/19	17/19	89.5%	59	70
15	Hopkins	CLE	14/16	16/23	69.6%	56	62
16	Zuerlein	NYJ	13/14	9/15	60.0%	40	40
17	Carlson	SF-NYJ	7/9	7/7	100.0%	58	28
18	Wright	SF-KC	4/4	7/8	87.5%	42	25
19	*Shrader	IND-NYJ-KC	9/9	5/5	100.0%	45	24

# 2024 NATIONAL FOOTBALL LEAGUE

---

# 2024 NATIONAL FOOTBALL LEAGUE

---

## AFC TOUCHBACKS ON KICKOFFS

RANK	PLAYER	TEAM	TB
1	Tucker	BAL	60
2t	Bass	BUF	54
2t	McPherson	CIN	54
4	Lutz	DEN	50
5t	Gay	IND	46
5t	C. Little	JAX	46
7	Dicker	LAC	45
8	Sanders	MIA	42
9t	Boswell	PIT	40
9t	Fairbairn	HOU	40
11	Butker	KC	39
12	Slye	NE	38
13	Folk	TEN	33
14	Carlson	LV	31
15	Hopkins	CLE	29
16	Zuerlein	NYJ	28
17	Shrader	IND-NYJ-KC	17
18	Carlson	SF-NYJ	5
19	Wright	SF-KC	2



# 2024 NATIONAL FOOTBALL LEAGUE

## AFC MOST YARDS FROM SCRIMMAGE

RANK	PLAYER	TEAM	POS	TOTAL			RUSHING			RECEIVING		
				YDS	PLAYS	AVG	YDS	ATT	AVG	YDS	ATT	AVG
1	Henry	BAL	RB	1532	253	6.1	1407	240	5.9	125	13	9.6
2	Chase	CIN	WR	1153	80	14.4	11	1	11.0	1142	79	14.5
3	Mixon	HOU	RB	1131	232	4.9	887	205	4.3	244	27	9.0
4	Hall	NYJ	RB	1093	210	5.2	692	164	4.2	401	46	8.7
5	Harris	PIT	RB	1073	236	4.5	824	207	4.0	249	29	8.6
6	Pollard	TEN	RB	1046	229	4.6	835	192	4.3	211	37	5.7
7	Achane	MIA	RB	1005	196	5.1	576	139	4.1	429	57	7.5
8	Taylor	IND	RB	922	200	4.6	804	186	4.3	118	14	8.4
9	C. Brown	CIN	RB	914	190	4.8	677	152	4.5	237	38	6.2
10	Flowers	BAL	WR	907	67	13.5	44	7	6.3	863	60	14.4
11	Dobbins	LAC	RB	900	186	4.8	766	158	4.8	134	28	4.8
12	Cook	BUF	RB	898	177	5.1	703	151	4.7	195	26	7.5
13	*Bowers	LV	TE	895	87	10.3	11	3	3.7	884	84	10.5
14	Judy	CLE	WR	880	54	16.3	0	0	---	880	54	16.3
15	Sutton	DEN	WR	846	63	13.4	0	0	---	846	63	13.4
16	Pickens	PIT	WR	844	57	14.8	-6	2	-3.0	850	55	15.5
17	Collins	HOU	WR	832	49	17.0	0	0	---	832	49	17.0
18	*McConkey	LAC	WR	815	58	14.1	0	0	---	815	58	14.1
19	Stevenson	NE	RB	810	211	3.8	671	180	3.7	139	31	4.5
20	*B. Thomas	JAX	WR	795	51	15.6	30	5	6.0	765	46	16.6
21	Wilson	NYJ	WR	768	75	10.2	5	1	5.0	763	74	10.3
22	Hunt	KC	RB	727	181	4.0	592	162	3.7	135	19	7.1
23	Ridley	TEN	WR	711	47	15.1	32	4	8.0	679	43	15.8
24	Williams	DEN	RB	705	162	4.4	446	124	3.6	259	38	6.8
25	T. Hill	MIA	WR	701	62	11.3	47	7	6.7	654	55	11.9
26	Meyers	LV	WR	699	61	11.5	23	2	11.5	676	59	11.5
27	L. Jackson	BAL	QB	678	111	6.1	678	111	6.1	0	0	---
28	J. Smith	MIA	TE	647	60	10.8	-1	2	-0.5	648	58	11.2
29	Pierce	IND	WR	645	29	22.2	0	0	---	645	29	22.2
30	Kelce	KC	TE	638	76	8.4	1	1	1.0	637	75	8.5
31	Shakir	BUF	WR	633	62	10.2	4	2	2.0	629	60	10.5
32	Henry	NE	TE	610	58	10.5	0	0	---	610	58	10.5
33	Waddle	MIA	WR	607	48	12.6	6	3	2.0	601	45	13.4
34	Downs	IND	WR	606	54	11.2	12	1	12.0	594	53	11.2
35	Bigsby	JAX	RB	590	106	5.6	547	102	5.4	43	4	10.8
36	Bateman	BAL	WR	574	35	16.4	0	0	---	574	35	16.4
37	Dell	HOU	WR	571	51	11.2	28	8	3.5	543	43	12.6
38	Mattison	LV	RB	565	122	4.6	320	97	3.3	245	25	9.8
39	Higgins	CIN	WR	558	43	13.0	0	0	---	558	43	13.0
40	D. Adams	LV-NYJ	WR	553	49	11.3	0	0	---	553	49	11.3
41	Pittman	IND	WR	550	46	12.0	0	0	---	550	46	12.0
42	Gibson	NE	RB	520	94	5.5	373	79	4.7	147	15	9.8
43	Hill	BAL	RB	513	80	6.4	191	43	4.4	322	37	8.7
44	Warren	PIT	RB	509	103	4.9	312	78	4.0	197	25	7.9
45	Douglas	NE	WR	507	54	9.4	10	2	5.0	497	52	9.6
46	Diggs	HOU	WR	504	50	10.1	8	3	2.7	496	47	10.6
47	Hopkins	TEN-KC	WR	498	41	12.1	0	0	---	498	41	12.1
48	*Davis	BUF	RB	495	91	5.4	342	80	4.3	153	11	13.9
49	Andrews	BAL	TE	494	45	11.0	4	2	2.0	490	43	11.4
50	J. Ford	CLE	RB	486	97	5.0	339	70	4.8	147	27	5.4



# 2024 NATIONAL FOOTBALL LEAGUE

## AFC LEADERS IN FIRST DOWNS

RANK	PLAYER	TEAM	POS	TOTAL	RUSH	REC
1	Henry	BAL	RB	71	64	7
2	Mixon	HOU	RB	56	46	10
3	Chase	CIN	WR	50	1	49
4t	Harris	PIT	RB	49	38	11
4t	Taylor	IND	RB	49	42	7
6	Achane	MIA	RB	47	25	22
7t	Cook	BUF	RB	46	36	10
7t	Pollard	TEN	RB	46	38	8
9t	*Bowers	LV	TE	45	2	43
9t	Dobbins	LAC	RB	45	39	6
11t	Sutton	DEN	WR	44	0	44
11t	Wilson	NYJ	WR	44	1	43
13	C. Brown	CIN	RB	43	29	14
14t	Flowers	BAL	WR	40	1	39
14t	Hall	NYJ	RB	40	28	12
14t	Judy	CLE	WR	40	0	40
14t	J. Smith	MIA	TE	40	0	40
18	Hunt	KC	RB	39	31	8
19t	*McConkey	LAC	WR	38	0	38
19t	Stevenson	NE	RB	38	32	6
21t	Collins	HOU	WR	37	0	37
21t	Meyers	LV	WR	37	1	36
23t	T. Hill	MIA	WR	36	2	34
23t	L. Jackson	BAL	QB	36	36	0
23t	Williams	DEN	RB	36	26	10
26t	Henry	NE	TE	35	0	35
26t	Pickens	PIT	WR	35	0	35
26t	*B. Thomas	JAX	WR	35	2	33
29t	Allen	BUF	QB	34	33	1
29t	Kelce	KC	TE	34	0	34
31t	Diggs	HOU	WR	32	1	31
31t	Downs	IND	WR	32	1	31
33t	Andrews	BAL	TE	31	2	29
33t	Higgins	CIN	WR	31	0	31
35t	Mattison	LV	RB	30	20	10
35t	Ridley	TEN	WR	30	2	28
35t	Waddle	MIA	WR	30	0	30
38	Dell	HOU	WR	29	2	27
39t	Hopkins	TEN-KC	WR	28	0	28
39t	*Nix	DEN	QB	28	27	1
41t	D. Adams	LV-NYJ	WR	27	0	27
41t	Richardson	IND	QB	27	27	0
41t	Shakir	BUF	WR	27	0	27
41t	Warren	PIT	RB	27	18	9
45t	Bateman	BAL	WR	26	0	26
45t	Etienne	JAX	RB	26	20	6
45t	Hill	BAL	RB	26	12	14
48t	Gibson	NE	RB	25	18	7
48t	Pierce	IND	WR	25	0	25
48t	*Worthy	KC	WR	25	2	23









# 2024 NATIONAL FOOTBALL LEAGUE

## AFC PUNTING YARDS LEADERS

RANK	PLAYER	TEAM	POS	PUNTS	YARDS	LONG	AVG	TB	BLK	DWN	OB	RETURNS		IN20	NET AVG
												TOT	YDS		
1	Cole	LV	P	44	2305	70	52.4	5	1	5	8	17	211	19	44.3
2	Cooke	JAX	P	48	2462	73	51.3	3	0	0	9	21	196	26	46.0
3	Stonehouse	TEN	P	57	2892	75	50.7	5	2	2	3	39	596	15	37.2
4	Bojorquez	CLE	P	64	3232	84	50.5	5	0	10	8	26	408	28	42.6
5	Baringer	NE	P	58	2912	75	50.2	8	0	5	3	28	375	25	41.0
6	Sanchez	IND	P	54	2702	65	50.0	4	0	2	3	24	270	22	43.6
7	*Rehkov	CIN	P	41	2047	80	49.9	4	0	4	2	19	162	21	44.0
8	Araiza	KC	P	37	1817	67	49.1	5	0	4	0	18	213	15	40.6
9	Morstead	NYJ	P	51	2451	75	48.1	7	0	4	5	23	200	16	41.4
10	Stout	BAL	P	42	2010	70	47.9	3	0	3	6	21	163	15	42.5
11	Townsend	HOU	P	59	2814	66	47.7	4	1	10	5	19	81	33	44.2
12	Martin	BUF	P	40	1900	65	47.5	4	0	4	5	17	154	19	41.7
13	Scott	LAC	P	58	2744	67	47.3	3	0	6	8	23	209	22	42.7
14	Dixon	DEN	P	60	2828	65	47.1	3	0	9	6	24	190	27	43.0
15	Bailey	MIA	P	38	1784	59	46.9	2	1	3	13	13	157	15	40.7
16	Waitman	PIT	P	40	1848	71	46.2	5	0	4	5	14	44	19	42.6

# 2024 NATIONAL FOOTBALL LEAGUE

## AFC NET PUNTING YARDS LEADERS

RANK	PLAYER	TEAM	POS	PUNTS	YARDS	LONG	AVG	TB	BLK	DWN	OB	RETURNS		IN20	NET AVG
												TOT	YDS		
1	Cooke	JAX	P	48	2462	73	51.3	3	0	0	9	21	196	26	46.0
2	Cole	LV	P	44	2305	70	52.4	5	1	5	8	17	211	19	44.3
3	Townsend	HOU	P	59	2814	66	47.7	4	1	10	5	19	81	33	44.2
4	*Rehkov	CIN	P	41	2047	80	49.9	4	0	4	2	19	162	21	44.0
5	Sanchez	IND	P	54	2702	65	50.0	4	0	2	3	24	270	22	43.6
6	Dixon	DEN	P	60	2828	65	47.1	3	0	9	6	24	190	27	43.0
7	Scott	LAC	P	58	2744	67	47.3	3	0	6	8	23	209	22	42.7
8	Waitman	PIT	P	40	1848	71	46.2	5	0	4	5	14	44	19	42.6
9	Bojorquez	CLE	P	64	3232	84	50.5	5	0	10	8	26	408	28	42.6
10	Stout	BAL	P	42	2010	70	47.9	3	0	3	6	21	163	15	42.5
11	Martin	BUF	P	40	1900	65	47.5	4	0	4	5	17	154	19	41.7
12	Morstead	NYJ	P	51	2451	75	48.1	7	0	4	5	23	200	16	41.4
13	Baringer	NE	P	58	2912	75	50.2	8	0	5	3	28	375	25	41.0
14	Bailey	MIA	P	38	1784	59	46.9	2	1	3	13	13	157	15	40.7
15	Araiza	KC	P	37	1817	67	49.1	5	0	4	0	18	213	15	40.6
16	Stonehouse	TEN	P	57	2892	75	50.7	5	2	2	3	39	596	15	37.2

# 2024 NATIONAL FOOTBALL LEAGUE

---

# 2024 NATIONAL FOOTBALL LEAGUE

---

## AFC PUNT RETURN LEADERS

RANK	PLAYER	TEAM	POS	RET	FC	YDS	AVG	LONG	TD
1	M. Jones	NE	CB	25	8	380	15.2	62	0
2	Mims	DEN	WR	23	16	311	13.5	38	0
3	*Codrington	BUF	DB	22	6	261	11.9	29	0
4	Austin	PIT	WR	21	14	239	11.4	73t	1
5	Darden	CLE	WR	22	4	234	10.6	28	0
6	Hardman	KC	WR	20	9	203	10.2	55	0
7	Downs	IND	WR	16	7	161	10.1	23	0
8	Gipson	NYJ	WR	26	14	230	8.8	40	0
9	*Jackson	TEN	WR	28	7	215	7.7	20	0
10	Sims	HOU	WR	16	8	99	6.2	19	0

# 2024 NATIONAL FOOTBALL LEAGUE

---

## AFC KICKOFF RETURN LEADERS

RANK	PLAYER	TEAM	POS	RET	YDS	AVG	LONG	TD
1	*Jackson	TEN	WR	16	412	25.8	34	0



# 2024 NATIONAL FOOTBALL LEAGUE

---

# 2024 NATIONAL FOOTBALL LEAGUE

## AFC INTERCEPTION LEADERS

RANK	PLAYER	TEAM	POS	INT	YARDS	AVG	LONG	TD
1t	Humphrey	BAL	CB	5	0	0.0	0	0
1t	Jackson	PIT	CB	5	88	17.6	49	0
3t	*Bullock	HOU	SAF	4	28	7.0	28	0
3t	Hooker	TEN	SAF	4	49	12.3	30	0
5t	*Bishop	PIT	CB	3	46	15.3	41	0
5t	*Lassiter	HOU	CB	3	9	3.0	9	0
5t	Molden	LAC	CB	3	28	9.3	25	0
5t	*Still	LAC	DB	3	67	22.3	61t	1
5t	Stingley	HOU	CB	3	38	12.7	31	0
5t	Surtain	DEN	CB	3	128	42.7	100t	1
11t	Barton	DEN	LB	2	71	35.5	56	0
11t	Bernard	BUF	LB	2	1	0.5	1	0
11t	Blackmon	IND	SAF	2	17	8.5	17	0
11t	Conner	KC	DB	2	32	16.0	29	0
11t	Cross	IND	SAF	2	20	10.0	20	0
11t	Echols	NYJ	CB	2	0	0.0	0	0
11t	Gonzalez	NE	CB	2	2	1.0	2	0
11t	Hamlin	BUF	SS	2	19	9.5	19	0
11t	Ingram	BUF	DB	2	56	28.0	31t	1
11t	A. Johnson	BUF	NT	2	9	4.5	5	0
11t	Ta. Johnson	BUF	CB	2	23	11.5	23t	1
11t	B. Jones	DEN	SAF	2	74	37.0	37	0
11t	Jones	IND	DB	2	5	2.5	5	0
11t	McMillian	DEN	CB	2	44	22.0	44t	1
11t	Moehrig	LV	SAF	2	28	14.0	16	0
11t	Ramsey	MIA	CB	2	7	3.5	7	0
11t	Rapp	BUF	FS	2	5	2.5	5	0
11t	Taylor-Britt	CIN	CB	2	51	25.5	51t	1
11t	Ward	CLE	CB	2	0	0.0	0	0
11t	Ward	HOU	SAF	2	67	33.5	65t	1
31t	Bell	CIN	SS	1	32	32.0	32	0
31t	Benford	BUF	CB	1	6	6.0	6	0
31t	Bonitto	DEN	LB	1	71	71.0	71t	1
31t	Brown	JAX	CB	1	0	0.0	0	0
31t	*Brownlee	TEN	DB	1	2	2.0	2	0
31t	Cisco	JAX	FS	1	22	22.0	22	0
31t	Cook	KC	FS	1	0	0.0	0	0
31t	Davis-Gaither	CIN	LB	1	12	12.0	12	0
31t	Dodson	SEA-MIA	LB	1	0	0.0	0	0
31t	Dupree	LAC	OLB	1	0	0.0	0	0
31t	D. Elliott	PIT	DB	1	0	0.0	0	0
31t	Elliss	NE	LB	1	6	6.0	6	0
31t	Ford	LAC	DT	1	3	3.0	3	0
31t	Franklin	IND	OLB	1	0	0.0	0	0
31t	Fulton	LAC	CB	1	29	29.0	29	0
31t	Gilman	LAC	SAF	1	18	18.0	18	0
31t	Hewitt	HOU	LB	1	45	45.0	45	0
31t	*Hicks	KC	SAF	1	0	0.0	0	0
31t	Hobbs	LV	CB	1	35	35.0	35	0
31t	Hubbard	CIN	DE	1	0	0.0	0	0
31t	James	LAC	FS	1	2	2.0	2	0
31t	Jones	LV	CB	1	29	29.0	29t	1
31t	*J. Jones	JAX	CB	1	0	0.0	0	0
31t	M. Jones	NE	CB	1	35	35.0	35	0
31t	Kazee	PIT	SS	1	5	5.0	5	0

# 2024 NATIONAL FOOTBALL LEAGUE

## AFC INTERCEPTION LEADERS

RANK	PLAYER	TEAM	POS	INT	YARDS	AVG	LONG	TD
31t	Kohou	MIA	CB	1	2	2.0	2	0
31t	Maye	MIA-LAC	FS	1	0	0.0	0	0
31t	Moore	IND	CB	1	12	12.0	12	0
31t	Moss	DEN	CB	1	0	0.0	0	0
31t	Murray	HOU	SS	1	0	0.0	0	0
31t	Murray	TEN	LB	1	6	6.0	6	0
31t	Newsome	CLE	CB	1	-2	-2.0	-2	0
31t	Ogbah	MIA	OLB	1	0	0.0	0	0
31t	Oluokun	JAX	LB	1	0	0.0	0	0
31t	Owusu-Koramoah	CLE	LB	1	0	0.0	0	0
31t	Peppers	NE	FS	1	0	0.0	0	0
31t	Pitre	HOU	SAF	1	10	10.0	10	0
31t	Porter	PIT	CB	1	16	16.0	16	0
31t	Pratt	CIN	LB	1	24	24.0	24	0
31t	Reid	KC	SS	1	8	8.0	8	0
31t	*Roland-Wallace	KC	CB	1	0	0.0	0	0
31t	Savage	JAX	SAF	1	16	16.0	16	0
31t	Sieler	MIA	DE	1	0	0.0	0	0
31t	Singleton	DEN	LB	1	21	21.0	21	0
31t	Smith	BAL	ILB	1	0	0.0	0	0
31t	E. Speed	IND	LB	1	12	12.0	12	0
31t	Spillane	LV	LB	1	0	0.0	0	0
31t	Stone	CIN	SAF	1	49	49.0	49	0
31t	Tart	LAC	DT	1	4	4.0	4	0
31t	Tavai	NE	OLB	1	0	0.0	0	0
31t	To'oTo'o	HOU	LB	1	0	0.0	0	0
31t	Trice	PIT	CB	1	0	0.0	0	0
31t	Walker	MIA	MLB	1	5	5.0	5	0
31t	A. Washington	BAL	SAF	1	1	1.0	1	0
31t	*P. Wilson	PIT	LB	1	0	0.0	0	0



# 2024 NATIONAL FOOTBALL LEAGUE

## AFC SACK LEADERS

RANK	PLAYER	TEAM	POS	SACKS
1	Hendrickson	CIN	DE	11.5
2	Bonitto	DEN	LB	11.0
3	Hunter	HOU	DE	10.5
4t	Garrett	CLE	DE	10.0
4t	McDonald	NYJ	DE	10.0
6t	Anderson	HOU	DE	9.5
6t	Watt	PIT	OLB	9.5
8	Walker	JAX	DE	8.5
9t	Cooper	DEN	LB	8.0
9t	Oweh	BAL	LB	8.0
9t	Van Noy	BAL	MLB	8.0
12	Crosby	LV	DE	7.5
13	Tuipulotu	LAC	LB	7.0
14t	Key	TEN	LB	6.5
14t	Rousseau	BUF	DE	6.5
16t	Ca. Heyward	PIT	DT	6.0
16t	Hines-Allen	JAX	DE	6.0
16t	Landry	TEN	LB	6.0
16t	Paye	IND	DE	6.0
16t	Quin. Williams	NYJ	NT	6.0
21	Buckner	IND	DT	5.5
22t	Allen	DEN	DE	5.0
22t	Dupree	LAC	OLB	5.0
22t	*Elliss	DEN	LB	5.0
22t	Epenesa	BUF	DE	5.0
22t	Franklin-Myers	DEN	DE	5.0
22t	Ch. Jones	KC	DT	5.0
22t	Karlaftis	KC	DE	5.0
22t	Madubuike	BAL	DT	5.0
22t	Settle	HOU	DT	5.0
22t	White	NE	DE	5.0
22t	Wise	NE	DE	5.0
33t	Clemons	NYJ	DE	4.5
33t	Ni. Herbig	PIT	LB	4.5
33t	Mack	LAC	OLB	4.5
36t	Barnett	HOU	DE	4.0
36t	C. Campbell	MIA	DE	4.0
36t	*Latu	IND	DE	4.0
36t	Miller	BUF	OLB	4.0
36t	Sieler	MIA	DE	4.0
36t	Simmons	TEN	DT	4.0
42t	Fox	LAC	DE	3.5
42t	Murray	TEN	LB	3.5
42t	Ogbah	MIA	OLB	3.5
42t	*Robinson	MIA	LB	3.5
42t	Robinson	BAL	LB	3.5
42t	Smith	GB-PIT	DE	3.5
42t	Stewart	IND	DT	3.5
49t	Autry	HOU	DT	3.0
49t	Bosa	LAC	LB	3.0
49t	Ford	LAC	DT	3.0
49t	Highsmith	PIT	LB	3.0
49t	Odeyingbo	IND	DE	3.0
49t	Okoronkwo	CLE	DE	3.0
49t	Owusu-Koramoah	CLE	LB	3.0

# 2024 NATIONAL FOOTBALL LEAGUE

---

## AFC SACK LEADERS

RANK	PLAYER	TEAM	POS	SACKS
49t	Strnad	DEN	LB	3.0
49t	Tomlinson	CLE	DE	3.0
49t	Wilson	LV	DE	3.0



# 2024 NATIONAL FOOTBALL LEAGUE

## AFC LEADERS IN FUMBLE RECOVERIES

RANK	PLAYER	TEAM	POS	TOTAL	OWN TEAM	OPP TEAM
1	Richardson	IND	QB	6	6	0
2	L. Jackson	BAL	QB	5	5	0
3	Stevenson	NE	RB	4	4	0
4t	D. Elliott	PIT	DB	3	0	3
4t	Fields	PIT	QB	3	3	0
4t	Herbert	LAC	QB	3	3	0
4t	Levis	TEN	QB	3	3	0
4t	Rodgers	NYJ	QB	3	3	0
9t	Bitonio	CLE	OG	2	2	0
9t	Brissett	NE	QB	2	2	0
9t	Burrow	CIN	QB	2	2	0
9t	Conklin	NYJ	TE	2	2	0
9t	Edwards	HOU	DE	2	0	2
9t	*Jackson	TEN	WR	2	2	0
9t	M. Jones	NE	CB	2	1	1
9t	Lammons	IND	DB	2	0	2
9t	*Nix	DEN	QB	2	2	0
9t	Pratt	CIN	LB	2	0	2
9t	Rudolph	TEN	QB	2	2	0
9t	Simmons	TEN	DT	2	0	2
9t	Warren	PIT	RB	2	2	0
9t	Watt	PIT	OLB	2	0	2
9t	Williams	BUF	LB	2	0	2
9t	Quin. Williams	NYJ	OLB	2	0	2
9t	L. Wilson	CIN	LB	2	0	2
9t	*P. Wilson	PIT	LB	2	0	2



# 2024 NATIONAL FOOTBALL LEAGUE

## AFC LEADERS IN RECOVERIES OF FUMBLES BY OWN TEAM

RANK	PLAYER	TEAM	POS	REC	YARDS	AVG	LONG	TD
1	Richardson	IND	QB	6	0	0.0	0t	0
2	L. Jackson	BAL	QB	5	-7	-1.4	0t	0
3	Stevenson	NE	RB	4	0	0.0	0t	0
4t	Fields	PIT	QB	3	0	0.0	0t	0
4t	Herbert	LAC	QB	3	0	0.0	0t	0
4t	Levis	TEN	QB	3	0	0.0	0t	0
4t	Rodgers	NYJ	QB	3	0	0.0	0t	0
8t	Bitonio	CLE	OG	2	0	0.0	0t	0
8t	Brissett	NE	QB	2	0	0.0	0t	0
8t	Burrow	CIN	QB	2	0	0.0	0t	0
8t	Conklin	NYJ	TE	2	-3	-1.5	0t	0
8t	*Jackson	TEN	WR	2	0	0.0	0t	0
8t	*Nix	DEN	QB	2	0	0.0	0t	0
8t	Rudolph	TEN	QB	2	0	0.0	0t	0
8t	Warren	PIT	RB	2	0	0.0	0t	0
16t	Abdullah	LV	RB	1	0	0.0	0t	0
16t	Akins	CLE	TE	1	0	0.0	0t	0
16t	Allen	BUF	QB	1	0	0.0	0t	0
16t	Anderson	BUF	OT	1	0	0.0	0t	0
16t	Armstead	MIA	OT	1	0	0.0	0t	0
16t	Bigsby	JAX	RB	1	0	0.0	0t	0
16t	*Bortolini	IND	C	1	0	0.0	0t	0
16t	*Codrington	BUF	DB	1	0	0.0	0t	0
16t	Cushenberry	TEN	C	1	0	0.0	0t	0
16t	Davis	LAC	WR	1	0	0.0	0t	0
16t	Downs	IND	WR	1	0	0.0	0t	0
16t	Edwards	LAC	RB	1	0	0.0	0t	0
16t	Etienne	JAX	RB	1	0	0.0	0t	0
16t	Foreman	CLE	RB	1	0	0.0	0t	0
16t	Gibson	NE	RB	1	0	0.0	0t	0
16t	Hall	NYJ	RB	1	0	0.0	0t	0
16t	Herbert	CHI-CIN	RB	1	0	0.0	0t	0
16t	Hooper	NE	TE	1	0	0.0	0t	0
16t	Howard	HOU	OT	1	0	0.0	0t	0
16t	Humphrey	DEN	WR	1	0	0.0	0t	0
16t	Ingold	MIA	FB	1	0	0.0	0t	0
16t	A. Jackson	MIA	OT	1	0	0.0	0t	0
16t	D. Johnson	JAX	RB	1	0	0.0	0t	0
16t	Ty Johnson	BUF	RB	1	0	0.0	0t	0
16t	M. Jones	JAX	QB	1	0	0.0	0t	0
16t	M. Jones	NE	CB	1	0	0.0	0t	0
16t	R. Jones	MIA	G	1	0	0.0	0t	0
16t	Jordan	NE	OG	1	0	0.0	0t	0
16t	Lamm	MIA	OT	1	0	0.0	0t	0
16t	*Latham	TEN	OT	1	4	4.0	4	0
16t	Lawrence	JAX	QB	1	0	0.0	0t	0
16t	Mahomes	KC	QB	1	0	0.0	0t	0
16t	*Maye	NE	QB	1	0	0.0	0t	0
16t	Mekari	BAL	OT	1	0	0.0	0t	0
16t	Miller	LV	OT	1	0	0.0	0t	0
16t	Minshew	LV	QB	1	0	0.0	0t	0
16t	Moss	CIN	RB	1	0	0.0	0t	0
16t	Otomewo	JAX	DE	1	0	0.0	0t	0
16t	Perine	KC	RB	1	7	7.0	7	0
16t	Pollard	TEN	RB	1	0	0.0	0t	0

# 2024 NATIONAL FOOTBALL LEAGUE

## AFC LEADERS IN RECOVERIES OF FUMBLES BY OWN TEAM

RANK	PLAYER	TEAM	POS	REC	YARDS	AVG	LONG	TD
16t	Ricard	BAL	FB-DE	1	0	0.0	0t	1
16t	Sanders	MIA	K	1	-1	-1.0	-1	0
16t	Scott	LAC	P	1	0	0.0	0t	0
16t	Simpson	NYJ	OG	1	0	0.0	0t	0
16t	Slater	LAC	OT	1	0	0.0	0t	0
16t	Smith	GB-PIT	DE	1	1	1.0	1	0
16t	Stanley	BAL	OT	1	0	0.0	0t	0
16t	Stroud	HOU	QB	1	0	0.0	0t	0
16t	Tagovailoa	MIA	QB	1	0	0.0	0t	0
16t	Torrence	BUF	OG	1	0	0.0	0t	0
16t	Trautman	DEN	TE	1	2	2.0	2	0
16t	Wallace	BAL	WR	1	0	0.0	0t	0
16t	Washington	JAX	WR	1	0	0.0	0t	0
16t	D. Watson	CLE	QB	1	0	0.0	0t	0
16t	*Williams	TEN	LB	1	0	0.0	0t	0
16t	Wilson	MIA	RB	1	0	0.0	0t	0
16t	Ru. Wilson	PIT	QB	1	0	0.0	0t	0
16t	Winston	CLE	QB	1	0	0.0	0t	0
16t	*Worthy	KC	WR	1	0	0.0	0t	0

# 2024 NATIONAL FOOTBALL LEAGUE

## AFC LEADERS IN RECOVERIES OF FUMBLES BY OPPOSING TEAM

RANK	PLAYER	TEAM	POS	REC	YARDS	AVG	LONG	TD
1	D. Elliott	PIT	DB	3	10	3.3	10	0
2t	Edwards	HOU	DE	2	0	0.0	0t	0
2t	Lammons	IND	DB	2	3	1.5	3	0
2t	Pratt	CIN	LB	2	9	4.5	9	0
2t	Simmons	TEN	DT	2	0	0.0	0t	0
2t	Watt	PIT	OLB	2	0	0.0	0t	0
2t	Williams	BUF	LB	2	0	0.0	0t	0
2t	Quin. Williams	NYJ	OLB	2	15	7.5	15	0
2t	L. Wilson	CIN	LB	2	10	5.0	10	0
2t	*P. Wilson	PIT	LB	2	22	11.0	21t	1
11t	Anderson	HOU	DE	1	0	0.0	0t	0
11t	Anudike-Uzomah	KC	DE	1	0	0.0	0t	0
11t	J. Baker	SEA-TEN	OLB	1	0	0.0	0t	0
11t	Barnett	HOU	DE	1	28	28.0	28t	1
11t	Barton	DEN	LB	1	52	52.0	52t	1
11t	Benford	BUF	CB	1	43	43.0	43	0
11t	Benton	PIT	DT	1	0	0.0	0t	0
11t	Bernard	BUF	LB	1	0	0.0	0t	0
11t	Blackmon	IND	SAF	1	0	0.0	0t	0
11t	Bolden	NE	CB	1	0	0.0	0t	0
11t	Bolton	KC	LB	1	0	0.0	0t	0
11t	Boyd	HOU	DB	1	0	0.0	0t	0
11t	Brooks	MIA	ILB	1	12	12.0	12	0
11t	Bryan	IND	DT	1	0	0.0	0t	0
11t	*Bullock	HOU	SAF	1	0	0.0	0t	0
11t	Carlson	SF-NYJ	K	1	0	0.0	0t	0
11t	Carter	NYJ	CB	1	7	7.0	7	0
11t	Chestnut	TEN	RB	1	0	0.0	0t	0
11t	Clark	NYJ	FS	1	0	0.0	0t	0
11t	Conner	KC	DB	1	38	38.0	38t	1
11t	Delpit	CLE	SAF	1	0	0.0	0t	0
11t	Echols	NYJ	CB	1	0	0.0	0t	0
11t	Elam	BUF	CB	1	0	0.0	0t	0
11t	Elliss	NE	LB	1	0	0.0	0t	0
11t	Emerson	CLE	CB	1	2	2.0	2	0
11t	Fuller	MIA	CB	1	1	1.0	1	0
11t	Gonzalez	NE	CB	1	63	63.0	63t	1
11t	Hamilton	BAL	SAF	1	8	8.0	8	0
11t	Hamlin	BUF	SS	1	0	0.0	0t	0
11t	Hawkins	NE	SAF	1	0	0.0	0t	0
11t	Ni. Herbig	PIT	LB	1	0	0.0	0t	0
11t	Hickman	CLE	SAF	1	0	0.0	0t	0
11t	Hines-Allen	JAX	DE	1	13	13.0	13	0
11t	Hollins	BUF	WR	1	0	0.0	0t	0
11t	Jackson	PIT	CB	1	-1	-1.0	-1	0
11t	B. Jones	DEN	SAF	1	34	34.0	34	0
11t	M. Jones	NE	CB	1	17	17.0	17	0
11t	Key	TEN	LB	1	0	0.0	0t	0
11t	Kinlaw	NYJ	DE	1	4	4.0	4	0
11t	Kohou	MIA	CB	1	0	0.0	0t	0
11t	*Latu	IND	DE	1	0	0.0	0t	0
11t	Mack	LAC	OLB	1	22	22.0	22	0
11t	McDonald	NYJ	DE	1	0	0.0	0t	0
11t	McLeod	CLE	FS	1	25	25.0	25t	1
11t	Molden	LAC	CB	1	0	0.0	0t	0

# 2024 NATIONAL FOOTBALL LEAGUE

## AFC LEADERS IN RECOVERIES OF FUMBLES BY OPPOSING TEAM

RANK	PLAYER	TEAM	POS	REC	YARDS	AVG	LONG	TD
11t	Moore	IND	CB	1	38	38.0	38t	1
11t	Moss	DEN	CB	1	0	0.0	0t	0
11t	Odeyingbo	IND	DE	1	0	0.0	0t	0
11t	Olubi	IND	LB	1	18	18.0	18	0
11t	Queen	PIT	LB	1	0	0.0	0t	0
11t	*Reid	CLE	LB	1	0	0.0	0t	0
11t	Roach	DEN	DT	1	0	0.0	0t	0
11t	Rousseau	BUF	DE	1	0	0.0	0t	0
11t	Sieler	MIA	DE	1	0	0.0	0t	0
11t	Simpson	BAL	LB	1	0	0.0	0t	0
11t	Skinner	DEN	SAF	1	0	0.0	0t	0
11t	Skowronek	PIT	WR	1	0	0.0	0t	0
11t	Smith	BAL	ILB	1	0	0.0	0t	0
11t	Spector	BUF	LB	1	0	0.0	0t	0
11t	Stewart	IND	DT	1	0	0.0	0t	0
11t	Stewart	HOU	SAF	1	0	0.0	0t	0
11t	Stone	CIN	SAF	1	6	6.0	6	0
11t	Tart	LAC	DT	1	0	0.0	0t	0
11t	Taylor	LAC	CB	1	0	0.0	0t	0
11t	D. Thomas	JAX	SAF	1	0	0.0	0t	0
11t	Toohill	BUF	DE	1	0	0.0	0t	0
11t	Tranquill	KC	LB	1	3	3.0	3	0
11t	Virgil	BUF	WR	1	0	0.0	0t	0
11t	Walker	JAX	DE	1	35	35.0	35t	1
11t	Ward	CLE	CB	1	0	0.0	0t	0
11t	M. Williams	BAL	FS	1	0	0.0	0t	0



# 2024 NATIONAL FOOTBALL LEAGUE

## NFC LEADING PASSERS

RANK	PLAYER	TEAM	ATT	COMP	COMP%	YDS	YPA	TD	TD%	LONG	INT	INT%	RATING
1	Goff	DET	340	244	71.8%	2982	8.77	22	6.5%	70t	9	2.6%	109.0
2	Carr	NO	248	169	68.1%	1926	7.77	14	5.6%	71t	4	1.6%	103.3
3	Darnold	MIN	358	242	67.6%	2952	8.25	23	6.4%	97t	10	2.8%	102.5
4	Hurts	PHI	304	208	68.4%	2494	8.20	14	4.6%	67t	5	1.6%	101.8
5	Mayfield	TB	407	288	70.8%	3034	7.45	25	6.1%	55t	11	2.7%	101.3
6	*Daniels	WAS	362	252	69.6%	2819	7.79	15	4.1%	86t	6	1.7%	99.4
7	Love	GB	308	194	63.0%	2518	8.18	20	6.5%	70t	11	3.6%	95.4
8	Purdy	SF	324	213	65.7%	2707	8.35	13	4.0%	76t	8	2.5%	94.8
9	K. Murray	ARI	358	246	68.7%	2603	7.27	13	3.6%	60t	6	1.7%	94.8
10	Stafford	LAR	409	270	66.0%	2983	7.29	17	4.2%	69t	7	1.7%	94.2
11	Cousins	ATL	399	269	67.4%	3052	7.65	17	4.3%	60	13	3.3%	90.8
12	G. Smith	SEA	436	300	68.8%	3241	7.43	13	3.0%	71t	12	2.8%	88.9
13	*Ca. Williams	CHI	411	253	61.6%	2612	6.36	14	3.4%	47	5	1.2%	86.1
14	Prescott	DAL	286	185	64.7%	1978	6.92	11	3.8%	65t	8	2.8%	86.0
15	D. Jones	NYG-MIN	341	216	63.3%	2070	6.07	8	2.3%	43	7	2.1%	79.4
16	Young	CAR	234	139	59.4%	1381	5.90	6	2.6%	46	6	2.6%	74.0

# 2024 NATIONAL FOOTBALL LEAGUE

## NFC LEADING PASSERS, RANKS

PLAYER	TEAM	ATT	COMP	COMP%	YDS	YPA	TD	TD%	INT	INT%	RATING
Goff	DET	10	8	1	5	1	3	2	11	10	1
Carr	NO	15	15	7	15	7	8t	5	1	2	2
Darnold	MIN	7t	9	8	6	3	2	3	12	13	3
Hurts	PHI	13	12	6	12	4	8t	6	2t	3	4
Mayfield	TB	4	2	2	3	9	1	4	13t	11	5
*Daniels	WAS	6	6	3	7	6	7	9	4t	4	6
Love	GB	12	13	14	11	5	4	1	13t	16	7
Purdy	SF	11	11	11	8	2	11t	10	9t	8	8
K. Murray	ARI	7t	7	5	10	12	11t	12	4t	5	9
Stafford	LAR	3	3	10	4	11	5t	8	7t	6	10
Cousins	ATL	5	4	9	2	8	5t	7	16	15	11
G. Smith	SEA	1	1	4	1	10	11t	14	15	12	12
*Ca. Williams	CHI	2	5	15	9	14	8t	13	2t	1	13
Prescott	DAL	14	14	12	14	13	14	11	9t	14	14
D. Jones	NYG-MIN	9	10	13	13	15	15	16	7t	7	15
Young	CAR	16	16	16	16	16	17	15	4t	9	16

# 2024 NATIONAL FOOTBALL LEAGUE

## NFC FOURTH-QUARTER PASSING LEADERS

RANK	PLAYER	TEAM	ATT	COMP	COMP%	YDS	YPA	TD	TD%	INT	INT%	RATING
1	*Daniels	WAS	104	77	74.0%	905	8.70	8	7.7%	2	1.9%	117.7
2	Love	GB	70	45	64.3%	677	9.67	4	5.7%	1	1.4%	109.0
3	Mayfield	TB	109	77	70.6%	729	6.69	7	6.4%	1	0.9%	106.4
4	Stafford	LAR	112	73	65.2%	817	7.29	6	5.4%	1	0.9%	100.9
5	*Ca. Williams	CHI	127	84	66.1%	808	6.36	7	5.5%	1	0.8%	98.8
6	Hurts	PHI	61	44	72.1%	558	9.15	2	3.3%	2	3.3%	97.6
7	Purdy	SF	80	59	73.8%	711	8.89	3	3.8%	3	3.8%	97.4
8	Carr	NO	60	37	61.7%	389	6.48	5	8.3%	2	3.3%	94.4
9	Goff	DET	79	51	64.6%	571	7.23	4	5.1%	2	2.5%	92.3
10	Prescott	DAL	75	41	54.7%	486	6.48	6	8.0%	3	4.0%	84.6
11	Darnold	MIN	77	42	54.5%	598	7.77	3	3.9%	2	2.6%	82.1
12	G. Smith	SEA	136	93	68.4%	877	6.45	4	2.9%	5	3.7%	80.4
13	K. Murray	ARI	98	63	64.3%	680	6.94	1	1.0%	2	2.0%	79.5
14	Rush	DAL	68	41	60.3%	345	5.07	2	2.9%	1	1.5%	77.1
15	Young	CAR	76	44	57.9%	407	5.36	2	2.6%	2	2.6%	70.4
16	D. Jones	NYG-MIN	119	68	57.1%	606	5.09	2	1.7%	4	3.4%	62.5
17	Cousins	ATL	105	64	61.0%	633	6.03	2	1.9%	7	6.7%	56.6
18	Dalton	CAR	32	17	53.1%	135	4.22	0	0.0%	2	6.3%	37.9



# 2024 NATIONAL FOOTBALL LEAGUE

## NFC THIRD-DOWN PASSING LEADERS

RANK	PLAYER	TEAM	ATT	COMP	COMP%	YDS	YPA	TD	TD%	INT	INT%	RATING
1	Carr	NO	71	47	66.2%	590	8.31	6	8.5%	0	0.0%	120.0
2	Goff	DET	85	57	67.1%	719	8.46	6	7.1%	0	0.0%	116.7
3	Cousins	ATL	99	62	62.6%	678	6.85	5	5.1%	1	1.0%	95.4
4	Purdy	SF	90	54	60.0%	608	6.76	6	6.7%	2	2.2%	93.2
5	*Daniels	WAS	95	53	55.8%	703	7.40	5	5.3%	1	1.1%	92.6
6	Mayfield	TB	98	62	63.3%	715	7.30	6	6.1%	4	4.1%	88.6
7	K. Murray	ARI	73	43	58.9%	464	6.36	3	4.1%	1	1.4%	85.6
8	Love	GB	75	38	50.7%	477	6.36	8	10.7%	4	5.3%	84.1
9	D. Jones	NYG-MIN	92	59	64.1%	586	6.37	3	3.3%	2	2.2%	83.9
10	Prescott	DAL	68	41	60.3%	525	7.72	2	2.9%	2	2.9%	82.0
11	Hurts	PHI	79	46	58.2%	629	7.96	3	3.8%	3	3.8%	80.6
12	Darnold	MIN	96	53	55.2%	634	6.60	5	5.2%	3	3.1%	79.9
13	Young	CAR	67	36	53.7%	388	5.79	3	4.5%	1	1.5%	79.7
14	G. Smith	SEA	105	66	62.9%	781	7.44	3	2.9%	6	5.7%	71.2
15	*Ca. Williams	CHI	112	60	53.6%	627	5.60	3	2.7%	3	2.7%	67.8
16	Stafford	LAR	83	44	53.0%	462	5.57	2	2.4%	3	3.6%	62.4

# 2024 NATIONAL FOOTBALL LEAGUE

## NFC LEADING RUSHERS

RANK	PLAYER	TEAM	ATT	YDS	AVG	LONG	TD
1	Barkley	PHI	246	1499	6.1	72t	11
2	Jacobs	GB	221	987	4.5	38t	8
3	Gibbs	DET	163	973	6.0	70t	10
4	K. Williams	LAR	222	926	4.2	30	10
5	Hubbard	CAR	189	919	4.9	38t	7
6	Kamara	NO	206	894	4.3	24	6
7	Robinson	ATL	193	885	4.6	37t	7
8	A. Jones	MIN	184	820	4.5	41	3
9	Mason	SF	153	789	5.2	38	3
10	Conner	ARI	183	773	4.2	22	5
11	*Irving	TB	133	732	5.5	56	6
12	Montgomery	DET	166	720	4.3	21	11
13	Swift	CHI	179	704	3.9	56t	5
14	Robinson	WAS	138	640	4.6	40t	8
15	*Tracy	NYG	125	619	5.0	45t	4
16	Dowdle	DAL	134	600	4.5	22	1
17	*Daniels (QB)	WAS	108	590	5.5	46	6
18	Walker	SEA	145	542	3.7	28	7
19	Hurts (QB)	PHI	124	485	3.9	24	12
20	Allgeier	ATL	93	445	4.8	24	2
21	K. Murray (QB)	ARI	55	428	7.8	50t	4
22	White	TB	103	419	4.1	56	2
23	*Ca. Williams (QB)	CHI	59	378	6.4	24	0
24	Ekeler	WAS	74	355	4.8	50	4
25	Singletary	NYG	87	349	4.0	43	3
26	Em. Wilson	GB	68	332	4.9	19	1
27	Akers	HOU-MIN	76	297	3.9	18	1
28	Hill (TE)	NO	39	278	7.1	75t	6
29	Purdy (QB)	SF	53	271	5.1	16	4
30	Charbonnet	SEA	75	266	3.5	13	5
31	D. Jones (QB)	NYG-MIN	67	265	4.0	24	2
32	*Benson	ARI	56	254	4.5	20	1
33	McNichols	WAS	50	249	5.0	28	4
34	*Guerendo	SF	42	246	5.9	76	2
35	Mayfield (QB)	TB	43	229	5.3	18	3
36	G. Smith (QB)	SEA	45	226	5.0	34t	2
37	Demercado	ARI	24	223	9.3	53t	1
38	Gainwell	PHI	47	219	4.7	19	1
39	McCaffrey	SF	50	202	4.0	19	0
40t	Elliott	DAL	59	189	3.2	11	2
40t	Tucker	TB	30	189	6.3	36	2
42	Darnold (QB)	MIN	52	187	3.6	19	1
43	Chandler	MIN	50	171	3.4	25	0
44	Rodriguez	WAS	26	150	5.8	25	1
45	*Corum	LAR	37	148	4.0	12	0
46t	R. Johnson	CHI	48	139	2.9	9	6
46t	M. Sanders	CAR	38	139	3.7	26	1
48	Willis (QB)	GB	16	137	8.6	29	1
49	Reed (WR)	GB	13	128	9.8	33t	1
50	Williams	NO	32	124	3.9	14t	1

# 2024 NATIONAL FOOTBALL LEAGUE

---

## NFC THIRD-AND-ONE RUSHING LEADERS

RANK	PLAYER	TEAM	ATT	FD	PCT
1t	D. Jones (QB)	NYG-MIN	8	8	100.0%
1t	Darnold (QB)	MIN	7	7	100.0%
1t	Charbonnet	SEA	5	5	100.0%
1t	*Daniels (QB)	WAS	4	4	100.0%
1t	R. Johnson	CHI	4	4	100.0%
1t	*Benson	ARI	3	3	100.0%
1t	Hill (TE)	NO	3	3	100.0%
1t	Swift	CHI	3	3	100.0%
1t	Em. Wilson	GB	3	3	100.0%
10	K. Williams	LAR	10	9	90.0%
11	Hubbard	CAR	8	7	87.5%
12	Robinson	ATL	7	6	85.7%
13	Robinson	WAS	9	7	77.8%
14	Elliott	DAL	4	3	75.0%
15	Hurts (QB)	PHI	17	12	70.6%
16t	Montgomery	DET	9	6	66.7%
16t	Conner	ARI	6	4	66.7%
16t	Jacobs	GB	6	4	66.7%
19	Kamara	NO	7	4	57.1%
20	A. Jones	MIN	8	4	50.0%

# 2024 NATIONAL FOOTBALL LEAGUE

## NFC LEADERS IN RECEPTIONS

RANK	PLAYER	TEAM	REC	YDS	AVG	LONG	TD
1	Lamb	DAL	79	880	11.1	65t	4
2	St. Brown	DET	76	820	10.8	35t	9
3	*Nabers	NYG	75	740	9.9	39	3
4	McBride (TE)	ARI	73	781	10.7	37	0
5t	Smith-Njigba	SEA	70	829	11.8	46	4
5t	D. London	ATL	70	796	11.4	31	6
7	Jefferson	MIN	68	1038	15.3	97t	5
8	Robinson	NYG	63	447	7.1	23	2
9	D. Moore	CHI	62	663	10.7	44	5
10	McLaurin	WAS	61	896	14.7	86t	9
11	Kamara (RB)	NO	59	450	7.6	57t	1
12	Kupp	LAR	58	565	9.7	69t	5
13	Otton (TE)	TB	54	506	9.4	30	4
14	Ertz (TE)	WAS	52	501	9.6	25	4
15t	Mooney	ATL	51	731	14.3	41t	5
15t	Robinson (RB)	ATL	51	392	7.7	29	1
17t	Metcalf	SEA	50	763	15.3	71t	3
17t	Jennings	SF	50	684	13.7	45	4
17t	Kittle (TE)	SF	50	649	13.0	43	8
17t	Godwin	TB	50	576	11.5	55t	5
21	McCloud	ATL	45	476	10.6	60	1
22t	A. Brown	PHI	44	793	18.0	67t	4
22t	Reed	GB	44	693	15.8	70t	6
22t	Allen	CHI	44	441	10.0	40	5
25	Ferguson (TE)	DAL	43	369	8.6	27	0
26t	Nacua	LAR	42	546	13.0	37	2
26t	Kmet (TE)	CHI	42	448	10.7	31t	3
28t	*Harrison	ARI	41	606	14.8	60t	7
28t	*Odunze	CHI	41	543	13.2	47	1
28t	D. Smith	PHI	41	516	12.6	46	4
28t	Lockett	SEA	41	511	12.5	37	2
32t	Evans	TB	39	521	13.4	27	7
32t	Tolbert	DAL	39	451	11.6	48	4
32t	White (RB)	TB	39	303	7.8	32	4
35t	Samuel	SF	38	531	14.0	76t	1
35t	Goedert (TE)	PHI	38	441	11.6	61	2
35t	Walker (RB)	SEA	38	271	7.1	21	1
38t	Mi. Wilson	ARI	37	416	11.2	34	3
38t	*Legette	CAR	37	393	10.6	35	4
40t	Addison	MIN	36	575	16.0	69	4
40t	Kraft (TE)	GB	36	480	13.3	67	6
42t	Pitts (TE)	ATL	35	494	14.1	52	3
42t	N. Brown	WAS	35	453	12.9	52t	1
42t	A. Jones (RB)	MIN	35	291	8.3	25	2
42t	*Irving (RB)	TB	35	285	8.1	32	0
46t	Ja. Williams	DET	34	630	18.5	70t	4
46t	Doubs	GB	34	483	14.2	39	2
46t	Slayton	NYG	34	477	14.0	43	1
49t	Ekeler (RB)	WAS	33	346	10.5	34	0
49t	Swift (RB)	CHI	33	313	9.5	42	0

# 2024 NATIONAL FOOTBALL LEAGUE

## NFC RECEIVING YARDAGE LEADERS

RANK	PLAYER	TEAM	YDS	REC	AVG	LONG	TD
1	Jefferson	MIN	1038	68	15.3	97t	5
2	McLaurin	WAS	896	61	14.7	86t	9
3	Lamb	DAL	880	79	11.1	65t	4
4	Smith-Njigba	SEA	829	70	11.8	46	4
5	St. Brown	DET	820	76	10.8	35t	9
6	D. London	ATL	796	70	11.4	31	6
7	A. Brown	PHI	793	44	18.0	67t	4
8	McBride (TE)	ARI	781	73	10.7	37	0
9	Metcalf	SEA	763	50	15.3	71t	3
10	*Nabers	NYG	740	75	9.9	39	3
11	Mooney	ATL	731	51	14.3	41t	5
12	Reed	GB	693	44	15.8	70t	6
13	Jennings	SF	684	50	13.7	45	4
14	D. Moore	CHI	663	62	10.7	44	5
15	Kittle (TE)	SF	649	50	13.0	43	8
16	Ja. Williams	DET	630	34	18.5	70t	4
17	*Harrison	ARI	606	41	14.8	60t	7
18	Godwin	TB	576	50	11.5	55t	5
19	Addison	MIN	575	36	16.0	69	4
20	Kupp	LAR	565	58	9.7	69t	5
21	Nacua	LAR	546	42	13.0	37	2
22	*Odonze	CHI	543	41	13.2	47	1
23	Samuel	SF	531	38	14.0	76t	1
24	Evans	TB	521	39	13.4	27	7
25	D. Smith	PHI	516	41	12.6	46	4
26	Lockett	SEA	511	41	12.5	37	2
27	Otton (TE)	TB	506	54	9.4	30	4
28	Ertz (TE)	WAS	501	52	9.6	25	4
29	Pitts (TE)	ATL	494	35	14.1	52	3
30	Doubs	GB	483	34	14.2	39	2
31	Kraft (TE)	GB	480	36	13.3	67	6
32	Slayton	NYG	477	34	14.0	43	1
33	McCloud	ATL	476	45	10.6	60	1
34	Atwell	LAR	462	32	14.4	50	0
35	N. Brown	WAS	453	35	12.9	52t	1
36	Tolbert	DAL	451	39	11.6	48	4
37t	Kamara (RB)	NO	450	59	7.6	57t	1
37t	Watson	GB	450	22	20.5	60	2
39	Kmet (TE)	CHI	448	42	10.7	31t	3
40	Robinson	NYG	447	63	7.1	23	2
41t	Allen	CHI	441	44	10.0	40	5
41t	Goedert (TE)	PHI	441	38	11.6	61	2
43	Robinson	LAR	433	28	15.5	46	7
44	Mi. Wilson	ARI	416	37	11.2	34	3
45	Olave	NO	400	32	12.5	39	1
46	*Legette	CAR	393	37	10.6	35	4
47	Robinson (RB)	ATL	392	51	7.7	29	1
48	LaPorta (TE)	DET	391	31	12.6	52t	5
49	Aiyuk	SF	374	25	15.0	53	0
50	Ferguson (TE)	DAL	369	43	8.6	27	0

# 2024 NATIONAL FOOTBALL LEAGUE

## NFC THIRD-DOWN RECEIVING LEADERS

RANK	PLAYER	TEAM	REC	YDS	AVG	LONG	TD
1	Robinson	NYG	24	186	7.8	16	1
2	St. Brown	DET	21	270	12.9	29	3
3	*Nabers	NYG	20	254	12.7	39	2
4	Smith-Njigba	SEA	19	223	11.7	25	1
5	Jennings	SF	18	184	10.2	31t	2
6	Kittle (TE)	SF	17	194	11.4	41	5
7t	McLaurin	WAS	16	299	18.7	66	4
7t	Godwin	TB	16	197	12.3	24	0
7t	Otton (TE)	TB	16	164	10.3	29	2
10	Lamb	DAL	15	143	9.5	27	0
11t	D. Moore	CHI	13	146	11.2	31t	2
11t	D. London	ATL	13	138	10.6	18	3
13t	Jefferson	MIN	12	192	16.0	41	2
13t	Metcalf	SEA	12	189	15.8	31t	1
13t	Reed	GB	12	154	12.8	70t	4
13t	Mooney	ATL	12	153	12.8	30t	2
13t	Allen	CHI	12	127	10.6	25	1
13t	Kupp	LAR	12	101	8.4	27	0
13t	Kmet (TE)	CHI	12	85	7.1	25	0
20t	A. Brown	PHI	11	182	16.5	28	1
20t	Lockett	SEA	11	164	14.9	37	1
20t	McCloud	ATL	11	127	11.5	22	0
20t	Slayton	NYG	11	124	11.3	36	0
20t	Ertz (TE)	WAS	11	97	8.8	21	1
20t	Ferguson (TE)	DAL	11	82	7.5	24	0
20t	M. Sanders (RB)	CAR	11	53	4.8	12	0
27t	Goedert (TE)	PHI	10	185	18.5	61	0
27t	Doubs	GB	10	179	17.9	39	2
27t	*Oduze	CHI	10	155	15.5	44	0
27t	McBride (TE)	ARI	10	126	12.6	18	0
27t	Pitts (TE)	ATL	10	105	10.5	23	0
32t	Ja. Williams	DET	9	177	19.7	52t	2
32t	Samuel	SF	9	127	14.1	47	0
32t	Addison	MIN	9	94	10.4	25	0
32t	Robinson (RB)	ATL	9	94	10.4	26	0
32t	*J. Sanders (TE)	CAR	9	94	10.4	29	1
32t	Hockenson (TE)	MIN	9	85	9.4	34	0
32t	*Legette	CAR	9	80	8.9	26	1
32t	White (RB)	TB	9	71	7.9	22	0
32t	Kamara (RB)	NO	9	67	7.4	20	0
41t	Tolbert	DAL	8	172	21.5	48	0
41t	*Harrison	ARI	8	130	16.3	32	0
41t	Barkley (RB)	PHI	8	125	15.6	43	0
41t	Johnson (TE)	NO	8	114	14.3	25	0
41t	Zaccheaus	WAS	8	87	10.9	27	0
41t	Dortch	ARI	8	75	9.4	14	0
41t	Parkinson (TE)	LAR	8	74	9.3	15	0
41t	Mi. Wilson	ARI	8	70	8.8	30	2
41t	LaPorta (TE)	DET	8	68	8.5	13	0
41t	Cooks	DAL	8	67	8.4	21t	2
41t	Wicks	GB	8	67	8.4	14t	2
41t	Gibbs (RB)	DET	8	61	7.6	33	0
41t	Charbonnet (RB)	SEA	8	55	6.9	16	0

# 2024 NATIONAL FOOTBALL LEAGUE

## NFC LEADING SCORERS (NON-KICKING)

RANK	PLAYER	TEAM	POS	TOUCHDOWNS				X2	PTS
				TOTAL	RUSH	REC	RET		
1	Barkley	PHI	RB	13	11	2	0	2	82
2t	Hurts	PHI	QB	12	12	0	0	0	72
2t	K. Williams	LAR	RB	12	10	2	0	0	72
4t	Gibbs	DET	RB	11	10	1	0	0	66
4t	Montgomery	DET	RB	11	11	0	0	0	66
6t	Jacobs	GB	RB	9	8	1	0	0	54
6t	McLaurin	WAS	WR	9	0	9	0	0	54
6t	St. Brown	DET	WR	9	0	9	0	0	54
9	Hubbard	CAR	RB	8	7	1	0	1	50
10t	Kittle	SF	TE	8	0	8	0	0	48
10t	Robinson	ATL	RB	8	7	1	0	0	48
10t	Robinson	WAS	RB	8	8	0	0	0	48
10t	Walker	SEA	RB	8	7	1	0	0	48
14t	Evans	TB	WR	7	0	7	0	0	42
14t	*Harrison	ARI	WR	7	0	7	0	0	42
14t	Kamara	NO	RB	7	6	1	0	0	42
14t	Reed	GB	WR	7	1	6	0	0	42
14t	Robinson	LAR	WR	7	0	7	0	0	42
19t	*Daniels	WAS	QB	6	6	0	0	1	38
19t	Kraft	GB	TE	6	0	6	0	1	38
21t	Charbonnet	SEA	RB	6	5	1	0	0	36
21t	Hill	NO	TE	6	6	0	0	0	36
21t	*Irving	TB	RB	6	6	0	0	0	36
21t	R. Johnson	CHI	RB	6	6	0	0	0	36
21t	D. London	ATL	WR	6	0	6	0	0	36
21t	White	TB	RB	6	2	4	0	0	36
27	Conner	ARI	RB	5	5	0	0	2	34
28t	D. Moore	CHI	WR	5	0	5	0	1	32
28t	Swift	CHI	RB	5	5	0	0	1	32
30t	Addison	MIN	WR	5	1	4	0	0	30
30t	Allen	CHI	WR	5	0	5	0	0	30
30t	Godwin	TB	WR	5	0	5	0	0	30
30t	Jefferson	MIN	WR	5	0	5	0	0	30
30t	A. Jones	MIN	RB	5	3	2	0	0	30
30t	Kupp	LAR	WR	5	0	5	0	0	30
30t	LaPorta	DET	TE	5	0	5	0	0	30
30t	Mooney	ATL	WR	5	0	5	0	0	30
30t	Nailor	MIN	WR	5	0	5	0	0	30
39	Ertz	WAS	TE	4	0	4	0	2	28
40	Lamb	DAL	WR	4	0	4	0	1	26
41t	A. Brown	PHI	WR	4	0	4	0	0	24
41t	Dowdle	DAL	RB	4	1	3	0	0	24
41t	Ekeler	WAS	RB	4	4	0	0	0	24
41t	Jennings	SF	WR	4	0	4	0	0	24
41t	*Legette	CAR	WR	4	0	4	0	0	24
41t	McNichols	WAS	RB	4	4	0	0	0	24

# 2024 NATIONAL FOOTBALL LEAGUE

## NFC LEADING SCORERS (NON-KICKING)

RANK	PLAYER	TEAM	POS	TOUCHDOWNS				X2	PTS
				TOTAL	RUSH	REC	RET		
41t	K. Murray	ARI	QB	4	4	0	0	0	24
41t	Otton	TB	TE	4	0	4	0	0	24
41t	Purdy	SF	QB	4	4	0	0	0	24
41t	Shaheed	NO	WR	4	0	3	1	0	24
41t	D. Smith	PHI	WR	4	0	4	0	0	24
41t	Smith-Njigba	SEA	WR	4	0	4	0	0	24
41t	Tolbert	DAL	WR	4	0	4	0	0	24
41t	*Tracy	NYG	RB	4	4	0	0	0	24
41t	Turpin	DAL	WR	4	0	2	2	0	24
41t	Valdes-Scantling	BUF-NO	WR	4	0	4	0	0	24
41t	Wicks	GB	WR	4	0	4	0	0	24
41t	Ja. Williams	DET	WR	4	0	4	0	0	24





# 2024 NATIONAL FOOTBALL LEAGUE

## NFC LEADING SCORERS (KICKING)

RANK	PLAYER	TEAM	PAT	FG	FG%	LONG	PTS
1	Seibert	WAS	22/24	27/30	90.0%	55	103
2	Aubrey	DAL	21/21	27/32	84.4%	65	102
3	Bates	DET	44/45	19/20	95.0%	58	101
4	McLaughlin	TB	34/36	21/23	91.3%	56	97
5	Koo	ATL	24/24	21/29	72.4%	58	87
6t	Elliott	PHI	32/33	18/23	78.3%	49	86
6t	Grupe	NO	26/28	20/22	90.9%	57	86
8	Myers	SEA	27/30	17/20	85.0%	59	78
9	Pineiro	CAR	20/20	19/22	86.4%	53	77
10	Moody	SF	18/18	19/25	76.0%	53	75
11	*Karty	LAR	24/26	16/21	76.2%	55	72
12	Ryland	ARI	14/14	18/21	85.7%	57	68
13	Santos	CHI	19/20	16/20	80.0%	54	67
14	*Reichard	MIN	23/23	14/16	87.5%	58	65
15	*Narveson	GB	16/16	12/17	70.6%	47	52
16	McManus	GB	16/16	10/11	90.9%	51	46
17	Joseph	DET-NYG	6/6	13/16	81.3%	52	45
18	Romo	MIN	7/8	11/12	91.7%	55	40
19	Prater	ARI	10/10	6/6	100.0%	57	28
20	Gano	NYG	5/5	5/6	83.3%	50	20
21	Gonzalez	WAS	10/10	3/5	60.0%	48	19
22	*McAtamney	NYG	1/1	1/1	100.0%	31	4
23t	Patterson	NYJ-ATL	3/3	0/0	---	---	3
23t	Wishnowsky	SF	0/0	1/1	100.0%	26	3
25	York	WAS	2/2	0/2	0.0%	---	2
26	Gillan	NYG	0/1	0/0	---	---	0

# 2024 NATIONAL FOOTBALL LEAGUE

---

# 2024 NATIONAL FOOTBALL LEAGUE

---

## NFC TOUCHBACKS ON KICKOFFS

RANK	PLAYER	TEAM	TB
1	Bates	DET	61
2	Mann	PHI	51
3	Evans	LAR	47
4	Reichard	MIN	40
5	Gill	TB	38
6	Moody	SF	34
7t	Pinion	ATL	33
7t	Ryland	ARI	33
9	Santos	CHI	30
10	Myers	SEA	29
11	Aubrey	DAL	27
12	Joseph	DET-NYG	23
13	Pineiro	CAR	20
14	Romo	MIN	19
15	Camarda	TB	18
16t	Grupe	NO	17
16t	Narveson	GB	17
16t	Prater	ARI	17
19	McManus	GB	15
20	Seibert	WAS	14
21	Gano	NYG	11
22t	Karty	LAR	5
22t	Koo	ATL	5
24	McAtamney	NYG	4
25	Gonzalez	WAS	3
26	Gillan	NYG	2
27t	Elliott	PHI	1
27t	York	WAS	1



# 2024 NATIONAL FOOTBALL LEAGUE

## NFC MOST YARDS FROM SCRIMMAGE

RANK	PLAYER	TEAM	POS	TOTAL			RUSHING			RECEIVING		
				YDS	PLAYS	AVG	YDS	ATT	AVG	YDS	ATT	AVG
1	Barkley	PHI	RB	1766	275	6.4	1499	246	6.1	267	29	9.2
2	Kamara	NO	RB	1344	265	5.1	894	206	4.3	450	59	7.6
3	Robinson	ATL	RB	1277	244	5.2	885	193	4.6	392	51	7.7
4	Gibbs	DET	RB	1255	191	6.6	973	163	6.0	282	28	10.1
5	Jacobs	GB	RB	1247	248	5.0	987	221	4.5	260	27	9.6
6	A. Jones	MIN	RB	1111	219	5.1	820	184	4.5	291	35	8.3
7	Conner	ARI	RB	1074	215	5.0	773	183	4.2	301	32	9.4
8	K. Williams	LAR	RB	1071	248	4.3	926	222	4.2	145	26	5.6
9	Hubbard	CAR	RB	1045	220	4.8	919	189	4.9	126	31	4.1
10	Jefferson	MIN	WR	1041	69	15.1	3	1	3.0	1038	68	15.3
11t	*Irving	TB	RB	1017	168	6.1	732	133	5.5	285	35	8.1
11t	Swift	CHI	RB	1017	212	4.8	704	179	3.9	313	33	9.5
13	Montgomery	DET	RB	997	193	5.2	720	166	4.3	277	27	10.3
14	Lamb	DAL	WR	949	92	10.3	69	13	5.3	880	79	11.1
15	McLaurin	WAS	WR	898	63	14.3	2	2	1.0	896	61	14.7
16	Mason	SF	RB	880	164	5.4	789	153	5.2	91	11	8.3
17	Smith-Njigba	SEA	WR	842	72	11.7	13	2	6.5	829	70	11.8
18	Reed	GB	WR	821	57	14.4	128	13	9.8	693	44	15.8
19	St. Brown	DET	WR	816	77	10.6	-4	1	-4.0	820	76	10.8
20	Walker	SEA	RB	813	183	4.4	542	145	3.7	271	38	7.1
21	*Tracy	NYG	RB	797	149	5.3	619	125	5.0	178	24	7.4
22	Dowdle	DAL	RB	795	166	4.8	600	134	4.5	195	32	6.1
23t	A. Brown	PHI	WR	793	44	18.0	0	0	---	793	44	18.0
23t	D. London	ATL	WR	793	71	11.2	-3	1	-3.0	796	70	11.4
25	McBride	ARI	TE	783	74	10.6	2	1	2.0	781	73	10.7
26	Metcalfe	SEA	WR	763	50	15.3	0	0	---	763	50	15.3
27	Robinson	WAS	RB	745	150	5.0	640	138	4.6	105	12	8.8
28	*Nabers	NYG	WR	742	80	9.3	2	5	0.4	740	75	9.9
29	Mooney	ATL	WR	731	51	14.3	0	0	---	731	51	14.3
30	White	TB	RB	722	142	5.1	419	103	4.1	303	39	7.8
31	Ekeler	WAS	RB	701	107	6.6	355	74	4.8	346	33	10.5
32	D. Moore	CHI	WR	699	69	10.1	36	7	5.1	663	62	10.7
33	Ja. Williams	DET	WR	686	42	16.3	56	8	7.0	630	34	18.5
34	Jennings	SF	WR	684	50	13.7	0	0	---	684	50	13.7
35	Kittle	SF	TE	649	50	13.0	0	0	---	649	50	13.0
36	Samuel	SF	WR	610	65	9.4	79	27	2.9	531	38	14.0
37	*Harrison	ARI	WR	606	41	14.8	0	0	---	606	41	14.8
38	Addison	MIN	WR	595	39	15.3	20	3	6.7	575	36	16.0
39	*Daniels	WAS	QB	590	108	5.5	590	108	5.5	0	0	---
40	Godwin	TB	WR	578	51	11.3	2	1	2.0	576	50	11.5
41	Kupp	LAR	WR	575	60	9.6	10	2	5.0	565	58	9.7
42	Nacua	LAR	WR	565	46	12.3	19	4	4.8	546	42	13.0
43	*Odunze	CHI	WR	558	44	12.7	15	3	5.0	543	41	13.2
44	McCloud	ATL	WR	530	52	10.2	54	7	7.7	476	45	10.6
45	Evans	TB	WR	521	39	13.4	0	0	---	521	39	13.4
46	D. Smith	PHI	WR	516	41	12.6	0	0	---	516	41	12.6
47	Lockett	SEA	WR	511	41	12.5	0	0	---	511	41	12.5
48	Allgeier	ATL	RB	507	103	4.9	445	93	4.8	62	10	6.2
49	Otton	TB	TE	502	55	9.1	-4	1	-4.0	506	54	9.4
50	Ertz	WAS	TE	501	52	9.6	0	0	---	501	52	9.6



# 2024 NATIONAL FOOTBALL LEAGUE

## NFC LEADERS IN FIRST DOWNS

RANK	PLAYER	TEAM	POS	TOTAL	RUSH	REC
1t	Barkley	PHI	RB	70	58	12
1t	K. Williams	LAR	RB	70	64	6
3	Kamara	NO	RB	64	50	14
4	Conner	ARI	RB	62	52	10
5t	Jacobs	GB	RB	61	50	11
5t	Robinson	ATL	RB	61	43	18
7	Montgomery	DET	RB	59	47	12
8	Gibbs	DET	RB	58	45	13
9	Hubbard	CAR	RB	54	47	7
10	Hurts	PHI	QB	52	52	0
11	St. Brown	DET	WR	49	0	49
12	A. Jones	MIN	RB	47	34	13
13	*Irving	TB	RB	46	35	11
14t	Jefferson	MIN	WR	45	0	45
14t	D. London	ATL	WR	45	0	45
16t	Lamb	DAL	WR	44	4	40
16t	Walker	SEA	RB	44	26	18
18t	Mason	SF	RB	43	37	6
18t	McBride	ARI	TE	43	1	42
18t	McLaurin	WAS	WR	43	0	43
21	Dowdle	DAL	RB	42	31	11
22t	*Nabers	NYG	WR	41	1	40
22t	Smith-Njigba	SEA	WR	41	1	40
24	Robinson	WAS	RB	39	36	3
25	*Tracy	NYG	RB	38	30	8
26t	A. Brown	PHI	WR	37	0	37
26t	Swift	CHI	RB	37	28	9
28t	*Daniels	WAS	QB	36	36	0
28t	Mooney	ATL	WR	36	0	36
30	White	TB	RB	35	21	14
31	Jennings	SF	WR	34	0	34
32	Godwin	TB	WR	33	1	32
33	Evans	TB	WR	32	0	32
34t	Ekeler	WAS	RB	31	18	13
34t	Kittle	SF	TE	31	0	31
34t	Lockett	SEA	WR	31	0	31
37t	Allgeier	ATL	RB	30	28	2
37t	*Harrison	ARI	WR	30	0	30
37t	D. Moore	CHI	WR	30	2	28
37t	Reed	GB	WR	30	6	24
41t	Ertz	WAS	TE	29	0	29
41t	Nacua	LAR	WR	29	0	29
41t	Ja. Williams	DET	WR	29	4	25
44	*Odunze	CHI	WR	28	1	27
45	Otton	TB	TE	27	0	27
46t	Hill	NO	TE	26	18	8
46t	D. Jones	NYG-MIN	QB	26	26	0
46t	Metcalf	SEA	WR	26	0	26
46t	Purdy	SF	QB	26	26	0
46t	Slayton	NYG	WR	26	1	25









# 2024 NATIONAL FOOTBALL LEAGUE

## NFC PUNTING YARDS LEADERS

RANK	PLAYER	TEAM	POS	PUNTS	YARDS	LONG	AVG	TB	BLK	DWN	OB	RETURNS		IN20	NET AVG
												TOT	YDS		
1	Fox	DET	P	37	1887	68	51.0	4	0	5	1	15	94	20	46.3
2	Mann	PHI	P	39	1984	70	50.9	5	1	5	4	19	133	14	43.8
3	Gillikin	ARI	P	37	1824	63	49.3	1	0	6	2	15	169	19	44.2
4	Dickson	SEA	P	50	2434	68	48.7	6	0	4	5	23	202	18	42.2
5	*T. Taylor	CHI	P	57	2751	68	48.3	3	0	5	5	32	364	21	40.8
6	Anger	DAL	P	43	2052	62	47.7	3	0	5	1	18	247	17	40.6
7	Pinion	ATL	P	35	1662	65	47.5	1	0	3	2	19	258	9	39.5
8	Whelan	GB	P	40	1892	74	47.3	3	0	5	4	16	123	18	42.7
9	Way	WAS	P	37	1722	74	46.5	2	0	6	4	17	118	16	42.3
10	Gillan	NYG	P	34	1555	67	45.7	2	0	4	4	14	100	18	41.6
11	R. Wright	MIN	P	41	1872	66	45.7	4	0	5	6	18	117	21	40.9
12	Hekker	CAR	P	54	2454	65	45.4	2	0	12	3	19	148	17	42.0
13	*Hayball	NO	P	50	2204	59	44.1	3	0	5	6	17	123	29	40.4
14	Evans	LAR	P	37	1629	67	44.0	1	0	6	8	13	115	20	40.4

# 2024 NATIONAL FOOTBALL LEAGUE

## NFC NET PUNTING YARDS LEADERS

RANK	PLAYER	TEAM	POS	PUNTS	YARDS	LONG	AVG	TB	BLK	DWN	OB	RETURNS		IN20	NET AVG
												TOT	YDS		
1	Fox	DET	P	37	1887	68	51.0	4	0	5	1	15	94	20	46.3
2	Gillikin	ARI	P	37	1824	63	49.3	1	0	6	2	15	169	19	44.2
3	Mann	PHI	P	39	1984	70	50.9	5	1	5	4	19	133	14	43.8
4	Whelan	GB	P	40	1892	74	47.3	3	0	5	4	16	123	18	42.7
5	Way	WAS	P	37	1722	74	46.5	2	0	6	4	17	118	16	42.3
6	Dickson	SEA	P	50	2434	68	48.7	6	0	4	5	23	202	18	42.2
7	Hekker	CAR	P	54	2454	65	45.4	2	0	12	3	19	148	17	42.0
8	Gillan	NYG	P	34	1555	67	45.7	2	0	4	4	14	100	18	41.6
9	R. Wright	MIN	P	41	1872	66	45.7	4	0	5	6	18	117	21	40.9
10	*T. Taylor	CHI	P	57	2751	68	48.3	3	0	5	5	32	364	21	40.8
11	Anger	DAL	P	43	2052	62	47.7	3	0	5	1	18	247	17	40.6
12	*Hayball	NO	P	50	2204	59	44.1	3	0	5	6	17	123	29	40.4
13	Evans	LAR	P	37	1629	67	44.0	1	0	6	8	13	115	20	40.4
14	Pinion	ATL	P	35	1662	65	47.5	1	0	3	2	19	258	9	39.5

# 2024 NATIONAL FOOTBALL LEAGUE

---

# 2024 NATIONAL FOOTBALL LEAGUE

---

## NFC PUNT RETURN LEADERS

RANK	PLAYER	TEAM	POS	RET	FC	YDS	AVG	LONG	TD
1	Raymond	DET	WR	27	9	390	14.4	90t	1
2	Zaccheaus	WAS	WR	17	14	179	10.5	24	0
3	Carter	CHI	WR	17	9	158	9.3	38	0
4	Blackshear	CAR	RB	16	3	144	9.0	16	0
5	*Cowing	SF	WR	17	6	149	8.8	30	0
6	Powell	MIN	WR	19	9	141	7.4	15	0
7	*De. Williams	SEA	CB	15	21	111	7.4	23	0
8	Smith-Marsette	NYG	WR	21	12	151	7.2	22	0

# 2024 NATIONAL FOOTBALL LEAGUE

---

## NFC KICKOFF RETURN LEADERS

RANK	PLAYER	TEAM	POS	RET	YDS	AVG	LONG	TD
1	Turpin	DAL	WR	21	762	36.3	99t	1
2	Ekeler	WAS	RB	19	594	31.3	62	0
3	Dallas	ARI	RB	15	459	30.6	96t	1
4	Shenault	SEA	WR	16	459	28.7	97t	1
5	Gray	NYG	RB	20	517	25.9	36	0
6	Blackshear	CAR	RB	27	679	25.1	43	0



# 2024 NATIONAL FOOTBALL LEAGUE

---

# 2024 NATIONAL FOOTBALL LEAGUE

## NFC INTERCEPTION LEADERS

RANK	PLAYER	TEAM	POS	INT	YARDS	AVG	LONG	TD
1t	K. Joseph	DET	SAF	7	60	8.6	33	1
1t	McKinney	GB	SAF	7	111	15.9	48	0
3	B. Murphy	MIN	CB	5	2	0.4	2	0
4t	Branch	DET	SAF	4	48	12.0	47	0
4t	*McCullough	LAR	DB	4	6	1.5	4t	1
6t	Adebo	NO	CB	3	68	22.7	47	0
6t	Blankenship	PHI	SAF	3	1	0.3	1	0
6t	Bynum	MIN	SS	3	3	1.0	3	0
6t	*Kinchens	LAR	SAF	3	112	37.3	103t	1
6t	Mathieu	NO	FS	3	29	9.7	23	0
6t	Woods	CAR	FS	3	70	23.3	33	0
12t	Alexander	GB	CB	2	52	26.0	35t	1
12t	Bates	ATL	SS	2	0	0.0	0	0
12t	Bryant	SEA	CB	2	78	39.0	69t	1
12t	Davis	DET	CB	2	0	0.0	0	0
12t	Diggs	DAL	CB	2	1	0.5	1	0
12t	Gardner-Johnson	PHI	SAF	2	0	0.0	0	0
12t	Griffin	MIN	CB	2	28	14.0	28	0
12t	Grugier-Hill	MIN	OLB	2	5	2.5	5	0
12t	J. Johnson	CHI	CB	2	11	5.5	9	0
12t	Lenoir	SF	CB	2	33	16.5	33	0
12t	Love	SEA	FS	2	26	13.0	26	0
12t	McCollum	TB	CB	2	4	2.0	4	0
12t	Smith	MIN	FS	2	0	0.0	0	0
12t	Terrell	ATL	CB	2	1	0.5	1	0
12t	Van Ginkel	MIN	OLB	2	73	36.5	63t	2
12t	Warner	SF	MLB	2	70	35.0	45t	1
12t	G. Williams	ARI	CB	2	0	0.0	0	0
12t	Woolen	SEA	CB	2	4	2.0	4	0
30t	Abram	NO	DB	1	30	30.0	30	0
30t	Andersen	ATL	LB	1	47	47.0	47t	1
30t	Baun	PHI	LB	1	0	0.0	0	0
30t	Blackwell	CHI	CB	1	10	10.0	10	0
30t	Bosa	SF	DE	1	30	30.0	30	0
30t	Brisker	CHI	SAF	1	0	0.0	0	0
30t	J. Brown	SF	SAF	1	0	0.0	0	0
30t	Byard	CHI	FS	1	0	0.0	0	0
30t	Chinn	WAS	SAF	1	0	0.0	0	0
30t	David	TB	OLB	1	7	7.0	7	0
30t	Ka. Davis	SF	DT	1	2	2.0	2	0
30t	Dean	PHI	LB	1	0	0.0	0	0
30t	Durant	LAR	CB	1	0	0.0	0	0
30t	Edmunds	CHI	MLB	1	0	0.0	0	0
30t	Edwards	CHI	LB	1	0	0.0	0	0
30t	Flannigan-Fowles	SF	LB	1	0	0.0	0	0
30t	Forbes	WAS-LAR	CB	1	19	19.0	19	0
30t	Fowler	WAS	LB	1	67	67.0	67t	1
30t	Gardeck	ARI	LB	1	10	10.0	10	0
30t	Gilmore	MIN	CB	1	0	0.0	0	0
30t	Golston	DAL	DE	1	18	18.0	18	0
30t	*Green	SF	CB	1	20	20.0	20	0
30t	Hankins	SEA	DT	1	0	0.0	0	0
30t	Harris	NO	DB	1	7	7.0	7	0
30t	Hooker	DAL	FS	1	21	21.0	21	0
30t	Horn	CAR	CB	1	0	0.0	0	0

# 2024 NATIONAL FOOTBALL LEAGUE

## NFC INTERCEPTION LEADERS

RANK	PLAYER	TEAM	POS	INT	YARDS	AVG	LONG	TD
30t	Howden	NO	SAF	1	-5	-5.0	-5	0
30t	Izien	TB	DB	1	17	17.0	17	0
30t	M. Jackson	CAR	CB	1	1	1.0	1	0
30t	Jean-Charles	NO	CB	1	0	0.0	0	0
30t	Jewell	CAR	ILB	1	0	0.0	0	0
30t	Jobe	SEA	CB	1	33	33.0	33	0
30t	J. Johnson	LAR	SS	1	0	0.0	0	0
30t	Jordan	NO	DE	1	0	0.0	0	0
30t	Kendricks	DAL	MLB	1	8	8.0	8	0
30t	Metellus	MIN	SAF	1	12	12.0	12	0
30t	*Muasau	NYG	LB	1	1	1.0	1	0
30t	Mukuamu	DAL	SAF	1	5	5.0	5	0
30t	Murphy-Bunting	ARI	CB	1	0	0.0	0	0
30t	*Mustapha	SF	SAF	1	1	1.0	1	0
30t	Nowaske	DET	LB	1	8	8.0	8	0
30t	Oruwariye	DAL	CB	1	0	0.0	0	0
30t	Overshown	DAL	LB	1	23	23.0	23t	1
30t	Phillips	ATL	CB	1	45	45.0	45	0
30t	Rozeboom	LAR	LB	1	16	16.0	16	0
30t	*Sainristil	WAS	CB	1	38	38.0	38	0
30t	Saunders	NO	DT	1	37	37.0	37	0
30t	Simmons	ATL	FS	1	0	0.0	0	0
30t	Smith	CHI	CB	1	23	23.0	23	0
30t	*Smith	TB	DB	1	0	0.0	0	0
30t	*Smith-Wade	CAR	CB	1	3	3.0	3	0
30t	Stevenson	CHI	CB	1	43	43.0	43t	1
30t	White	ARI	OLB	1	0	0.0	0	0
30t	*Williams	GB	SAF	1	1	1.0	1	0
30t	L. Williams	SEA	DE	1	92	92.0	92t	1
30t	Wilson	DAL	DB	1	0	0.0	0	0
30t	Er. Wilson	GB	LB	1	0	0.0	0	0
30t	Ma. Wilson	ARI	LB	1	0	0.0	0	0
30t	Yiadam	SF	CB	1	11	11.0	11	0



# 2024 NATIONAL FOOTBALL LEAGUE

## NFC SACK LEADERS

RANK	PLAYER	TEAM	POS	SACKS
1	Greenard	MIN	LB	10.0
2t	Lawrence	NYG	DT	9.0
2t	Van Ginkel	MIN	OLB	9.0
4	Fowler	WAS	LB	8.5
5	Luvu	WAS	LB	8.0
6	Hutchinson	DET	DE	7.5
7t	Bosa	SF	DE	7.0
7t	P. Jones	MIN	LB	7.0
7t	Z. Smith	CLE-DET	DE	7.0
7t	Sweat	PHI	LB	7.0
7t	L. Williams	SEA	DE	7.0
12t	Bresee	NO	DT	6.5
12t	Floyd	SF	DE	6.5
12t	Parsons	DAL	LB	6.5
15t	Burns	NYG	LB	6.0
15t	*Fiske	LAR	DT	6.0
15t	D. Hall	SEA	LB	6.0
15t	Kancey	TB	DT	6.0
15t	Ojulari	NYG	LB	6.0
15t	Vea	TB	DT	6.0
15t	Young	LAR	LB	6.0
22t	Dexter	CHI	DT	5.0
22t	Mafe	SEA	LB	5.0
22t	Overshown	DAL	LB	5.0
22t	Turner	LAR	DT	5.0
22t	Williams	PHI	DT	5.0
27t	Carter	PHI	DT	4.5
27t	Gary	GB	DE	4.5
27t	Granderson	NO	DE	4.5
27t	N. Smith	PHI	LB	4.5
27t	Stills	ARI	DT	4.5
27t	Sweat	CHI	DE	4.5
27t	*Verse	LAR	LB	4.5
34t	Collins	SF	DT	4.0
34t	Collins	ARI	LB	4.0
34t	D. Jones	SEA	DE	4.0
34t	Lawson	DAL	DE-LB	4.0
34t	Taylor	NO	CB	4.0
39t	Clowney	CAR	OLB	3.5
39t	Collier	ARI	DE	3.5
39t	Givens	SF	DT	3.5
39t	Graham	PHI	DE	3.5
39t	McNeill	DET	DT	3.5
39t	Walker	CHI	DE	3.5
39t	C. Young	NO	DE	3.5
46t	Armstrong	WAS	DE	3.0
46t	Cashman	MIN	LB	3.0
46t	David	TB	OLB	3.0
46t	Dean	PHI	LB	3.0
46t	Ebiketie	ATL	LB	3.0
46t	Gardeck	ARI	LB	3.0
46t	L. Hall	TB	DE	3.0
46t	C. Harris	CAR-PHI	LB-DE	3.0
46t	Hoecht	LAR	LB	3.0
46t	Kendricks	DAL	MLB	3.0

# 2024 NATIONAL FOOTBALL LEAGUE

---

## NFC SACK LEADERS

RANK	PLAYER	TEAM	POS	SACKS
46t	Lawrence	DAL	DE	3.0
46t	Luketa	ARI	LB-FB	3.0
46t	Martin	CHI	DE	3.0
46t	Nelson	TB	LB	3.0
46t	Odighizuwa	DAL	DT	3.0
46t	Okuyinonu	SF	DT	3.0
46t	Pace	MIN	LB	3.0
46t	Payne	WAS	NT	3.0
46t	Pinnock	NYG	SS	3.0
46t	Reader	DET	DT	3.0
46t	A. Robinson	CAR	DT	3.0
46t	Van Ness	GB	DE	3.0
46t	Ma. Wilson	ARI	LB	3.0
46t	Wyatt	GB	DT	3.0



# 2024 NATIONAL FOOTBALL LEAGUE

## NFC LEADERS IN FUMBLE RECOVERIES

RANK	PLAYER	TEAM	POS	TOTAL	OWN TEAM	OPP TEAM
1	Mayfield	TB	QB	7	7	0
2	G. Smith	SEA	QB	5	5	0
3	Rush	DAL	QB	4	4	0
4t	*Irving	TB	RB	3	3	0
4t	Mason	SF	RB	3	3	0
4t	K. Murray	ARI	QB	3	3	0
4t	Robinson	ATL	RB	3	3	0
4t	Stafford	LAR	QB	3	3	0
4t	Walker	SEA	RB	3	3	0
10t	Allegretti	WAS	OG	2	2	0
10t	Barkley	PHI	RB	2	2	0
10t	K. Brooks	GB	DT	2	0	2
10t	Byard	CHI	FS	2	0	2
10t	Carr	NO	QB	2	2	0
10t	Chinn	WAS	SAF	2	0	2
10t	Clark	GB	NT	2	0	2
10t	Collins	SF	DT	2	0	2
10t	Dalton	CAR	QB	2	2	0
10t	Davidson	NYG	DT	2	0	2
10t	Davis	DET	CB	2	0	2
10t	Dean	PHI	LB	2	0	2
10t	Dexter	CHI	DT	2	0	2
10t	*Fiske	LAR	DT	2	0	2
10t	Gay	NO	LB	2	0	2
10t	Goff	DET	QB	2	2	0
10t	Gordon	CHI	CB	2	0	2
10t	Hicks	CHI	SAF	2	0	2
10t	Hurts	PHI	QB	2	2	0
10t	Jenkins	CHI	OT	2	2	0
10t	Jewell	CAR	ILB	2	0	2
10t	Love	GB	QB	2	2	0
10t	Luvu	WAS	LB	2	0	2
10t	McBride	ARI	TE	2	2	0
10t	Melton	GB	WR	2	1	1
10t	Montgomery	DET	RB	2	2	0
10t	Okereke	NYG	ILB	2	0	2
10t	Otton	TB	TE	2	2	0
10t	Prescott	DAL	QB	2	2	0
10t	Tolbert	DAL	WR	2	2	0
10t	Tuttle	CAR	DT	2	0	2
10t	Wagner	WAS	MLB	2	0	2
10t	Walker	WAS	LB	2	1	1
10t	Wyatt	GB	DT	2	0	2
10t	Yiadam	SF	CB	2	1	1
10t	Zaccheaus	WAS	WR	2	2	0



# 2024 NATIONAL FOOTBALL LEAGUE

## NFC LEADERS IN RECOVERIES OF FUMBLES BY OWN TEAM

RANK	PLAYER	TEAM	POS	REC	YARDS	AVG	LONG	TD
1	Mayfield	TB	QB	7	0	0.0	0t	0
2	G. Smith	SEA	QB	5	0	0.0	0t	0
3	Rush	DAL	QB	4	0	0.0	0t	0
4t	*Irving	TB	RB	3	0	0.0	0t	0
4t	Mason	SF	RB	3	-2	-0.7	0t	0
4t	K. Murray	ARI	QB	3	0	0.0	0t	0
4t	Robinson	ATL	RB	3	0	0.0	0t	0
4t	Stafford	LAR	QB	3	0	0.0	0t	0
4t	Walker	SEA	RB	3	-3	-1.0	0t	0
10t	Allegretti	WAS	OG	2	0	0.0	0t	0
10t	Barkley	PHI	RB	2	0	0.0	0t	0
10t	Carr	NO	QB	2	0	0.0	0t	0
10t	Dalton	CAR	QB	2	0	0.0	0t	0
10t	Goff	DET	QB	2	0	0.0	0t	0
10t	Hurts	PHI	QB	2	0	0.0	0t	0
10t	Jenkins	CHI	OT	2	0	0.0	0t	0
10t	Love	GB	QB	2	0	0.0	0t	0
10t	McBride	ARI	TE	2	0	0.0	0t	1
10t	Montgomery	DET	RB	2	0	0.0	0t	0
10t	Otton	TB	TE	2	0	0.0	0t	0
10t	Prescott	DAL	QB	2	0	0.0	0t	0
10t	Tolbert	DAL	WR	2	0	0.0	0t	0
10t	Zaccheaus	WAS	WR	2	0	0.0	0t	0

# 2024 NATIONAL FOOTBALL LEAGUE

## NFC LEADERS IN RECOVERIES OF FUMBLES BY OPPOSING TEAM

RANK	PLAYER	TEAM	POS	REC	YARDS	AVG	LONG	TD
1t	K. Brooks	GB	DT	2	0	0.0	0t	0
1t	Byard	CHI	FS	2	0	0.0	0t	0
1t	Chinn	WAS	SAF	2	0	0.0	0t	0
1t	Clark	GB	NT	2	0	0.0	0t	0
1t	Collins	SF	DT	2	0	0.0	0t	0
1t	Davidson	NYG	DT	2	0	0.0	0t	0
1t	Davis	DET	CB	2	49	24.5	49	0
1t	Dean	PHI	LB	2	0	0.0	0t	0
1t	Dexter	CHI	DT	2	0	0.0	0t	0
1t	*Fiske	LAR	DT	2	8	4.0	8	0
1t	Gay	NO	LB	2	4	2.0	4	0
1t	Gordon	CHI	CB	2	0	0.0	0t	0
1t	Hicks	CHI	SAF	2	28	14.0	19	0
1t	Jewell	CAR	ILB	2	0	0.0	0t	0
1t	Luvu	WAS	LB	2	5	2.5	5	0
1t	Okereke	NYG	ILB	2	1	0.5	1	0
1t	Tuttle	CAR	DT	2	0	0.0	0t	0
1t	Wagner	WAS	MLB	2	0	0.0	0t	0
1t	Wyatt	GB	DT	2	0	0.0	0t	0
20t	Alexander	GB	CB	1	0	0.0	0t	0
20t	K. Alexander	DEN-DET	MLB	1	0	0.0	0t	0
20t	*Arnold	DET	CB	1	-1	-1.0	-1	0
20t	Bates	ATL	SS	1	0	0.0	0t	0
20t	Baun	PHI	LB	1	0	0.0	0t	0
20t	*Bethune	SF	LB	1	0	0.0	0t	0
20t	Blankenship	PHI	SAF	1	16	16.0	16	0
20t	Bosa	SF	DE	1	0	0.0	0t	0
20t	Bynum	MIN	SS	1	0	0.0	0t	0
20t	*Chatman	NYG	DT	1	0	0.0	0t	0
20t	Collier	ARI	DE	1	0	0.0	0t	0
20t	*Cooper	GB	LB	1	4	4.0	4	0
20t	Curl	LAR	SAF	1	33	33.0	33t	1
20t	*DeJean	PHI	CB	1	0	0.0	0t	0
20t	Diaby	TB	LB	1	0	0.0	0t	0
20t	Edwards	CHI	LB	1	0	0.0	0t	0
20t	Elliss	ATL	LB	1	0	0.0	0t	0
20t	Franks	CAR	TE	1	0	0.0	0t	0
20t	D. Hall	SEA	LB	1	36	36.0	36t	1
20t	L. Hall	TB	DE	1	0	0.0	0t	0
20t	Hayes	TB	DB	1	0	0.0	0t	0
20t	Hodge	ATL	WR	1	0	0.0	0t	1
20t	Jenkins	SEA	DB	1	102	102.0	102t	1
20t	J. Jones	ARI	DT	1	0	0.0	0t	0
20t	Kancey	TB	DT	1	0	0.0	0t	0
20t	Kendricks	DAL	MLB	1	0	0.0	0t	0
20t	*Knight	SEA	LB	1	-2	-2.0	-2	0
20t	Lewis	DAL	CB	1	0	0.0	0t	0
20t	*Liufau	DAL	LB	1	0	0.0	0t	0
20t	Lopez	ARI	DT	1	0	0.0	0t	0
20t	Mathieu	NO	FS	1	0	0.0	0t	0
20t	McCollum	TB	CB	1	0	0.0	0t	0
20t	McFadden	NYG	LB	1	0	0.0	0t	0
20t	McKinney	GB	SAF	1	7	7.0	7	0
20t	Melton	GB	WR	1	0	0.0	0t	0
20t	Nelson	TB	LB	1	0	0.0	0t	0

# 2024 NATIONAL FOOTBALL LEAGUE

## NFC LEADERS IN RECOVERIES OF FUMBLES BY OPPOSING TEAM

RANK	PLAYER	TEAM	POS	REC	YARDS	AVG	LONG	TD
20t	*Newton	WAS	DT	1	2	2.0	2	0
20t	*Nubin	NYG	SAF	1	2	2.0	2	0
20t	Ojulari	NYG	LB	1	0	0.0	0t	0
20t	Overshown	DAL	LB	1	0	0.0	0t	0
20t	Owens	CHI	DB	1	0	0.0	0t	0
20t	Pace	MIN	LB	1	36	36.0	36t	1
20t	Phillips	ATL	CB	1	5	5.0	5	0
20t	Phillips	MIN	DT	1	0	0.0	0t	0
20t	*Richter	MIN	LB	1	0	0.0	0t	0
20t	Ringo	PHI	CB	1	0	0.0	0t	0
20t	Rochell	GB	CB	1	0	0.0	0t	0
20t	Rodriguez	DET	LB-FB	1	0	0.0	0t	0
20t	Russell	TB	ILB	1	0	0.0	0t	0
20t	*Sainristil	WAS	CB	1	0	0.0	0t	0
20t	Smith	MIN	FS	1	0	0.0	0t	0
20t	Stille	TB-ARI	DE	1	0	0.0	0t	0
20t	Thomas	CIN-DET	LB	1	0	0.0	0t	0
20t	Thompson	ARI	DB	1	0	0.0	0t	0
20t	Turner	LAR	DT	1	0	0.0	0t	0
20t	Van Ness	GB	DE	1	0	0.0	0t	0
20t	*Verse	LAR	LB	1	0	0.0	0t	0
20t	Walker	WAS	LB	1	0	0.0	0t	0
20t	*Wallace	CAR	LB	1	0	0.0	0t	0
20t	Ji. Ward	MIN	LB	1	2	2.0	2	0
20t	White	ARI	OLB	1	0	0.0	0t	0
20t	Williams	PHI	DT	1	0	0.0	0t	0
20t	Wilson	DAL	DB	1	0	0.0	0t	0
20t	Ma. Wilson	ARI	LB	1	0	0.0	0t	0
20t	Mi. Wilson	ARI	WR	1	0	0.0	0t	0
20t	Winfield	TB	SAF	1	58	58.0	58t	1
20t	Yiadam	SF	CB	1	0	0.0	0t	0



# 2024 NATIONAL FOOTBALL LEAGUE

## NFL LEADING PASSERS

RANK	PLAYER	TEAM	ATT	COMP	COMP%	YDS	YPA	TD	TD%	LONG	INT	INT%	RATING
1	L. Jackson	BAL	379	254	67.0%	3290	8.68	29	7.7%	84t	3	0.8%	116.3
2	Goff	DET	340	244	71.8%	2982	8.77	22	6.5%	70t	9	2.6%	109.0
3	Tagovailoa	MIA	278	207	74.5%	2125	7.64	15	5.4%	80t	4	1.4%	108.0
4	Burrow	CIN	446	302	67.7%	3337	7.48	30	6.7%	70t	5	1.1%	107.4
5	Carr	NO	248	169	68.1%	1926	7.77	14	5.6%	71t	4	1.6%	103.3
6	Darnold	MIN	358	242	67.6%	2952	8.25	23	6.4%	97t	10	2.8%	102.5
7	Hurts	PHI	304	208	68.4%	2494	8.20	14	4.6%	67t	5	1.6%	101.8
8	Mayfield	TB	407	288	70.8%	3034	7.45	25	6.1%	55t	11	2.7%	101.3
9	Allen	BUF	356	230	64.6%	2691	7.56	20	5.6%	63t	5	1.4%	100.3
10	*Daniels	WAS	362	252	69.6%	2819	7.79	15	4.1%	86t	6	1.7%	99.4
11	Herbert	LAC	336	213	63.4%	2551	7.59	13	3.9%	66t	1	0.3%	98.2
12	Love	GB	308	194	63.0%	2518	8.18	20	6.5%	70t	11	3.6%	95.4
13	Purdy	SF	324	213	65.7%	2707	8.35	13	4.0%	76t	8	2.5%	94.8
14	K. Murray	ARI	358	246	68.7%	2603	7.27	13	3.6%	60t	6	1.7%	94.8
15	Stafford	LAR	409	270	66.0%	2983	7.29	17	4.2%	69t	7	1.7%	94.2
16	Mahomes	KC	427	292	68.4%	2979	6.98	19	4.4%	54t	11	2.6%	92.2
17	Cousins	ATL	399	269	67.4%	3052	7.65	17	4.3%	60	13	3.3%	90.8
18	G. Smith	SEA	436	300	68.8%	3241	7.43	13	3.0%	71t	12	2.8%	88.9
19	Winston	CLE	230	141	61.3%	1763	7.67	11	4.8%	89t	7	3.0%	88.4
20	*Nix	DEN	434	277	63.8%	2842	6.55	17	3.9%	93t	8	1.8%	87.9
21	Stroud	HOU	430	272	63.3%	3117	7.25	15	3.5%	67t	9	2.1%	87.9
22	Rodgers	NYJ	419	262	62.5%	2627	6.27	19	4.5%	57	8	1.9%	87.5
23	*Maye	NE	256	172	67.2%	1696	6.63	11	4.3%	40t	8	3.1%	87.0
24	*Ca. Williams	CHI	411	253	61.6%	2612	6.36	14	3.4%	47	5	1.2%	86.1
25	Prescott	DAL	286	185	64.7%	1978	6.92	11	3.8%	65t	8	2.8%	86.0
26	Levis	TEN	240	154	64.2%	1659	6.91	12	5.0%	98t	9	3.8%	85.4
27	Lawrence	JAX	284	172	60.6%	2045	7.20	11	3.9%	85t	7	2.5%	85.2
28	Minschew	LV	306	203	66.3%	2013	6.58	9	2.9%	57t	10	3.3%	81.0
29	D. Jones	NYG-MIN	341	216	63.3%	2070	6.07	8	2.3%	43	7	2.1%	79.4
30	D. Watson	CLE	216	137	63.4%	1148	5.31	5	2.3%	35	3	1.4%	79.0
31	Young	CAR	234	139	59.4%	1381	5.90	6	2.6%	46	6	2.6%	74.0

# 2024 NATIONAL FOOTBALL LEAGUE

## NFL LEADING PASSERS, RANKS

PLAYER	TEAM	ATT	COMP	COMP%	YDS	YPA	TD	TD%	INT	INT%	RATING
L. Jackson	BAL	11	10	14	2	2	2	1	2t	2	1
Goff	DET	17	14	2	8	1	5	4	22t	21	2
Tagovailoa	MIA	25	21	1	21	11	13t	9	4t	7	3
Burrow	CIN	1	1	10	1	14	1	2	6t	3	4
Carr	NO	27	27	9	26	8	16t	7	4t	8	5
Darnold	MIN	13t	15	11	10	4	4	5	25t	24	6
Hurts	PHI	22	20	7	20	5	16t	12	6t	9	7
Mayfield	TB	9	4	3	6	15	3	6	27t	22	8
Allen	BUF	15	16	19	14	13	6t	8	6t	6	9
*Daniels	WAS	12	12	4	12	7	13t	18	10t	10	10
Herbert	LAC	18	18t	23	18	12	19t	22	1	1	11
Love	GB	20	23	26	19	6	6t	3	27t	30	12
Purdy	SF	19	18t	17	13	3	19t	19	17t	18	13
K. Murray	ARI	13t	13	6	17	18	19t	24	10t	11	14
Stafford	LAR	8	7	16	7	17	10t	17	13t	12	15
Mahomes	KC	5	3	8	9	21	8t	14	27t	20	16
Cousins	ATL	10	8	12	5	10	10t	16	31	28	17
G. Smith	SEA	2	2	5	3	16	19t	27	30	23	18
Winston	CLE	30	29	29	27	9	24t	11	13t	26	19
*Nix	DEN	3	5	21	11	26	10t	20	17t	13	20
Stroud	HOU	4	6	25	4	19	13t	25	22t	16	21
Rodgers	NYJ	6	9	27	15	28	8t	13	17t	14	22
*Maye	NE	26	25t	13	28	24	24t	15	17t	27	23
*Ca. Williams	CHI	7	11	28	16	27	16t	26	6t	4	24
Prescott	DAL	23	24	18	25	22	24t	23	17t	25	25
Levis	TEN	28	28	20	29	23	23	10	22t	31	26
Lawrence	JAX	24	25t	30	23	20	24t	21	13t	17	27
Minshew	LV	21	22	15	24	25	29t	28	25t	29	28
D. Jones	NYG-MIN	16	17	24	22	29	31	30	13t	15	29
D. Watson	CLE	31	31	22	34	31	35t	31	2t	5	30
Young	CAR	29	30	31	32	30	34	29	10t	19	31

# 2024 NATIONAL FOOTBALL LEAGUE

## NFL FOURTH-QUARTER PASSING LEADERS

RANK	PLAYER	TEAM	ATT	COMP	COMP%	YDS	YPA	TD	TD%	INT	INT%	RATING
1	Ru. Wilson	PIT	39	25	64.1%	381	9.77	4	10.3%	1	2.6%	119.7
2	*Daniels	WAS	104	77	74.0%	905	8.70	8	7.7%	2	1.9%	117.7
3	L. Jackson	BAL	107	68	63.6%	861	8.05	10	9.3%	1	0.9%	115.8
4	Tagovailoa	MIA	66	52	78.8%	507	7.68	3	4.5%	0	0.0%	113.8
5	Flacco	IND	48	31	64.6%	447	9.31	5	10.4%	2	4.2%	112.1
6	Love	GB	70	45	64.3%	677	9.67	4	5.7%	1	1.4%	109.0
7	Fields	PIT	40	23	57.5%	302	7.55	3	7.5%	0	0.0%	106.5
8	Mayfield	TB	109	77	70.6%	729	6.69	7	6.4%	1	0.9%	106.4
9	Mahomes	KC	89	61	68.5%	621	6.98	5	5.6%	1	1.1%	102.3
10	Stafford	LAR	112	73	65.2%	817	7.29	6	5.4%	1	0.9%	100.9
11	*Ca. Williams	CHI	127	84	66.1%	808	6.36	7	5.5%	1	0.8%	98.8
12	Hurts	PHI	61	44	72.1%	558	9.15	2	3.3%	2	3.3%	97.6
13	Purdy	SF	80	59	73.8%	711	8.89	3	3.8%	3	3.8%	97.4
14	Allen	BUF	70	41	58.6%	498	7.11	3	4.3%	0	0.0%	94.8
15	Carr	NO	60	37	61.7%	389	6.48	5	8.3%	2	3.3%	94.4
16	Burrow	CIN	116	70	60.3%	923	7.96	9	7.8%	5	4.3%	93.4
17	Goff	DET	79	51	64.6%	571	7.23	4	5.1%	2	2.5%	92.3
18	*Nix	DEN	105	72	68.6%	725	6.90	5	4.8%	3	2.9%	92.0
19	Rodgers	NYJ	121	80	66.1%	751	6.21	4	3.3%	2	1.7%	87.2
20	D. Watson	CLE	58	39	67.2%	335	5.78	2	3.4%	1	1.7%	86.5
21	*Maye	NE	88	55	62.5%	567	6.44	5	5.7%	3	3.4%	85.7
22	Prescott	DAL	75	41	54.7%	486	6.48	6	8.0%	3	4.0%	84.6
23	O'Connell	LV	60	38	63.3%	380	6.33	3	5.0%	2	3.3%	84.0
24	Minschew	LV	102	69	67.6%	679	6.66	4	3.9%	4	3.9%	82.9
25	Darnold	MIN	77	42	54.5%	598	7.77	3	3.9%	2	2.6%	82.1
26	Herbert	LAC	72	38	52.8%	461	6.40	2	2.8%	0	0.0%	82.0
27	Stroud	HOU	102	62	60.8%	658	6.45	3	2.9%	2	2.0%	81.3
28	G. Smith	SEA	136	93	68.4%	877	6.45	4	2.9%	5	3.7%	80.4
29	K. Murray	ARI	98	63	64.3%	680	6.94	1	1.0%	2	2.0%	79.5
30	Rush	DAL	68	41	60.3%	345	5.07	2	2.9%	1	1.5%	77.1
31	Lawrence	JAX	83	46	55.4%	515	6.20	3	3.6%	2	2.4%	76.1
32	Winston	CLE	87	52	59.8%	586	6.74	4	4.6%	4	4.6%	76.1
33	Richardson	IND	77	37	48.1%	552	7.17	4	5.2%	3	3.9%	73.1
34	Brissett	NE	51	28	54.9%	308	6.04	0	0.0%	0	0.0%	73.0
35	M. Jones	JAX	42	26	61.9%	224	5.33	2	4.8%	2	4.8%	71.9
36	Young	CAR	76	44	57.9%	407	5.36	2	2.6%	2	2.6%	70.4
37	D. Jones	NYG-MIN	119	68	57.1%	606	5.09	2	1.7%	4	3.4%	62.5
38	Cousins	ATL	105	64	61.0%	633	6.03	2	1.9%	7	6.7%	56.6
39	Levis	TEN	77	40	51.9%	359	4.66	3	3.9%	5	6.5%	50.7
40	Dalton	CAR	32	17	53.1%	135	4.22	0	0.0%	2	6.3%	37.9

# 2024 NATIONAL FOOTBALL LEAGUE

## NFL THIRD-DOWN PASSING LEADERS

RANK	PLAYER	TEAM	ATT	COMP	COMP%	YDS	YPA	TD	TD%	INT	INT%	RATING
1	Mahomes	KC	104	72	69.2%	856	8.23	10	9.6%	1	1.0%	122.1
2	Carr	NO	71	47	66.2%	590	8.31	6	8.5%	0	0.0%	120.0
3	Goff	DET	85	57	67.1%	719	8.46	6	7.1%	0	0.0%	116.7
4	L. Jackson	BAL	96	60	62.5%	779	8.11	8	8.3%	0	0.0%	115.8
5	Burrow	CIN	109	68	62.4%	819	7.51	10	9.2%	1	0.9%	112.1
6	Ru. Wilson	PIT	59	37	62.7%	604	10.24	5	8.5%	3	5.1%	104.1
7	Herbert	LAC	98	57	58.2%	686	7.00	7	7.1%	0	0.0%	103.5
8	Allen	BUF	96	51	53.1%	692	7.21	7	7.3%	1	1.0%	96.4
9	Tagovailoa	MIA	73	50	68.5%	606	8.30	3	4.1%	2	2.7%	96.0
10	*Nix	DEN	128	79	61.7%	941	7.35	7	5.5%	2	1.6%	95.9
11	Cousins	ATL	99	62	62.6%	678	6.85	5	5.1%	1	1.0%	95.4
12	Purdy	SF	90	54	60.0%	608	6.76	6	6.7%	2	2.2%	93.2
13	Stroud	HOU	124	75	60.5%	899	7.25	5	4.0%	1	0.8%	92.8
14	*Daniels	WAS	95	53	55.8%	703	7.40	5	5.3%	1	1.1%	92.6
15	Winston	CLE	64	39	60.9%	462	7.22	3	4.7%	1	1.6%	92.1
16	Mayfield	TB	98	62	63.3%	715	7.30	6	6.1%	4	4.1%	88.6
17	Levis	TEN	58	34	58.6%	545	9.40	3	5.2%	3	5.2%	85.8
18	K. Murray	ARI	73	43	58.9%	464	6.36	3	4.1%	1	1.4%	85.6
19	Love	GB	75	38	50.7%	477	6.36	8	10.7%	4	5.3%	84.1
20	D. Jones	NYG-MIN	92	59	64.1%	586	6.37	3	3.3%	2	2.2%	83.9
21	Prescott	DAL	68	41	60.3%	525	7.72	2	2.9%	2	2.9%	82.0
22	Rodgers	NYJ	111	63	56.8%	803	7.23	7	6.3%	5	4.5%	81.8
23	Hurts	PHI	79	46	58.2%	629	7.96	3	3.8%	3	3.8%	80.6
24	Darnold	MIN	96	53	55.2%	634	6.60	5	5.2%	3	3.1%	79.9
25	Young	CAR	67	36	53.7%	388	5.79	3	4.5%	1	1.5%	79.7
26	*Maye	NE	65	36	55.4%	414	6.37	4	6.2%	3	4.6%	76.1
27	G. Smith	SEA	105	66	62.9%	781	7.44	3	2.9%	6	5.7%	71.2
28	Lawrence	JAX	73	34	46.6%	374	5.12	4	5.5%	2	2.7%	69.1
29	*Ca. Williams	CHI	112	60	53.6%	627	5.60	3	2.7%	3	2.7%	67.8
30	Stafford	LAR	83	44	53.0%	462	5.57	2	2.4%	3	3.6%	62.4
31	Minshew	LV	80	46	57.5%	428	5.35	3	3.8%	5	6.3%	58.8



# 2024 NATIONAL FOOTBALL LEAGUE

## NFL LEADING RUSHERS

RANK	PLAYER	TEAM	ATT	YDS	AVG	LONG	TD
1	Barkley	PHI	246	1499	6.1	72t	11
2	Henry	BAL	240	1407	5.9	87t	13
3	Jacobs	GB	221	987	4.5	38t	8
4	Gibbs	DET	163	973	6.0	70t	10
5	K. Williams	LAR	222	926	4.2	30	10
6	Hubbard	CAR	189	919	4.9	38t	7
7	Kamara	NO	206	894	4.3	24	6
8	Mixon	HOU	205	887	4.3	59	11
9	Robinson	ATL	193	885	4.6	37t	7
10	Pollard	TEN	192	835	4.3	41	4
11	Harris	PIT	207	824	4.0	36t	4
12	A. Jones	MIN	184	820	4.5	41	3
13	Taylor	IND	186	804	4.3	58	5
14	Mason	SF	153	789	5.2	38	3
15	Conner	ARI	183	773	4.2	22	5
16	Dobbins	LAC	158	766	4.8	61	8
17	*Irving	TB	133	732	5.5	56	6
18	Montgomery	DET	166	720	4.3	21	11
19	Swift	CHI	179	704	3.9	56t	5
20	Cook	BUF	151	703	4.7	65t	11
21	Hall	NYJ	164	692	4.2	42	4
22	L. Jackson (QB)	BAL	111	678	6.1	39	3
23	C. Brown	CIN	152	677	4.5	40	6
24	Stevenson	NE	180	671	3.7	33t	6
25	Robinson	WAS	138	640	4.6	40t	8
26	*Tracy	NYG	125	619	5.0	45t	4
27	Dowdle	DAL	134	600	4.5	22	1
28	Hunt	KC	162	592	3.7	17	5
29	*Daniels (QB)	WAS	108	590	5.5	46	6
30	Achane	MIA	139	576	4.1	47	3
31	Bigsby	JAX	102	547	5.4	65t	4
32	Walker	SEA	145	542	3.7	28	7
33	Hurts (QB)	PHI	124	485	3.9	24	12
34	Williams	DEN	124	446	3.6	20	4
35	Allgeier	ATL	93	445	4.8	24	2
36	K. Murray (QB)	ARI	55	428	7.8	50t	4
37	White	TB	103	419	4.1	56	2
38	Richardson (QB)	IND	70	383	5.5	26	4
39	*Ca. Williams (QB)	CHI	59	378	6.4	24	0
40	Gibson	NE	79	373	4.7	45	1
41	Etienne	JAX	95	371	3.9	22	2
42	McLaughlin	DEN	80	367	4.6	21	1
43	Ekeler	WAS	74	355	4.8	50	4
44	Singletary	NYG	87	349	4.0	43	3
45	*Maye (QB)	NE	38	345	9.1	41	1
46	*Davis	BUF	80	342	4.3	22	3
47	J. Ford	CLE	70	339	4.8	36	1
48	Allen (QB)	BUF	70	334	4.8	26t	6
49	Em. Wilson	GB	68	332	4.9	19	1
50	Mattison	LV	97	320	3.3	24	3

# 2024 NATIONAL FOOTBALL LEAGUE

## NFL THIRD-AND-ONE RUSHING LEADERS

RANK	PLAYER	TEAM	ATT	FD	PCT
1t	*Allen	NYJ	8	8	100.0%
1t	D. Jones (QB)	NYG-MIN	8	8	100.0%
1t	Darnold (QB)	MIN	7	7	100.0%
1t	Charbonnet	SEA	5	5	100.0%
1t	Achane	MIA	4	4	100.0%
1t	Burrow (QB)	CIN	4	4	100.0%
1t	*Daniels (QB)	WAS	4	4	100.0%
1t	Herbert (QB)	LAC	4	4	100.0%
1t	R. Johnson	CHI	4	4	100.0%
1t	*Benson	ARI	3	3	100.0%
1t	C. Brown	CIN	3	3	100.0%
1t	Fields (QB)	PIT	3	3	100.0%
1t	Hill (TE)	NO	3	3	100.0%
1t	Swift	CHI	3	3	100.0%
1t	Em. Wilson	GB	3	3	100.0%
16	K. Williams	LAR	10	9	90.0%
17	Hubbard	CAR	8	7	87.5%
18t	Dobbins	LAC	7	6	85.7%
18t	Hunt	KC	7	6	85.7%
18t	Robinson	ATL	7	6	85.7%
21t	Allen (QB)	BUF	6	5	83.3%
21t	Levis (QB)	TEN	6	5	83.3%
21t	Mixon	HOU	6	5	83.3%
24t	Henry	BAL	9	7	77.8%
24t	Robinson	WAS	9	7	77.8%
26	Elliott	DAL	4	3	75.0%
27	*Nix (QB)	DEN	7	5	71.4%
28	Hurts (QB)	PHI	17	12	70.6%
29t	Montgomery	DET	9	6	66.7%
29t	Conner	ARI	6	4	66.7%
29t	Jacobs	GB	6	4	66.7%
29t	*Steele	KC	6	4	66.7%
33	Taylor	IND	11	7	63.6%
34t	Harris	PIT	5	3	60.0%
34t	Moss	CIN	5	3	60.0%
36t	Hall	NYJ	7	4	57.1%
36t	Kamara	NO	7	4	57.1%
38t	A. Jones	MIN	8	4	50.0%
38t	Haskins	LAC	6	3	50.0%
38t	Ingold	MIA	6	3	50.0%

# 2024 NATIONAL FOOTBALL LEAGUE

## NFL LEADERS IN RECEPTIONS

RANK	PLAYER	TEAM	REC	YDS	AVG	LONG	TD
1	*Bowers (TE)	LV	84	884	10.5	57t	4
2t	Chase	CIN	79	1142	14.5	70t	13
2t	Lamb	DAL	79	880	11.1	65t	4
4	St. Brown	DET	76	820	10.8	35t	9
5t	*Nabers	NYG	75	740	9.9	39	3
5t	Kelce (TE)	KC	75	637	8.5	38	2
7	Wilson	NYJ	74	763	10.3	35	5
8	McBride (TE)	ARI	73	781	10.7	37	0
9t	Smith-Njigba	SEA	70	829	11.8	46	4
9t	D. London	ATL	70	796	11.4	31	6
11	Jefferson	MIN	68	1038	15.3	97t	5
12t	Sutton	DEN	63	846	13.4	37	5
12t	Robinson	NYG	63	447	7.1	23	2
14	D. Moore	CHI	62	663	10.7	44	5
15	McLaurin	WAS	61	896	14.7	86t	9
16t	Flowers	BAL	60	863	14.4	53t	4
16t	Shakir	BUF	60	629	10.5	52	2
18t	Meyers	LV	59	676	11.5	43	2
18t	Kamara (RB)	NO	59	450	7.6	57t	1
20t	*McConkey	LAC	58	815	14.1	60t	4
20t	J. Smith (TE)	MIA	58	648	11.2	57t	4
20t	Henry (TE)	NE	58	610	10.5	35	1
20t	Kupp	LAR	58	565	9.7	69t	5
24	Achane (RB)	MIA	57	429	7.5	39	6
25t	Pickens	PIT	55	850	15.5	44	3
25t	T. Hill	MIA	55	654	11.9	80t	4
27t	Jeudy	CLE	54	880	16.3	89t	3
27t	Otton (TE)	TB	54	506	9.4	30	4
29	Downs	IND	53	594	11.2	69t	4
30t	Ertz (TE)	WAS	52	501	9.6	25	4
30t	Douglas	NE	52	497	9.6	35t	1
32t	Mooney	ATL	51	731	14.3	41t	5
32t	Robinson (RB)	ATL	51	392	7.7	29	1
34t	Metcalf	SEA	50	763	15.3	71t	3
34t	Jennings	SF	50	684	13.7	45	4
34t	Kittle (TE)	SF	50	649	13.0	43	8
34t	Godwin	TB	50	576	11.5	55t	5
34t	Moore	CLE	50	447	8.9	44	1
39t	Collins	HOU	49	832	17.0	67t	4
39t	D. Adams	LV-NYJ	49	553	11.3	37t	3
39t	Njoku (TE)	CLE	49	397	8.1	29	4
42	Diggs	HOU	47	496	10.6	49	3
43t	*B. Thomas	JAX	46	765	16.6	85t	6
43t	Pittman	IND	46	550	12.0	33	2
43t	Hall (RB)	NYJ	46	401	8.7	57	2
46t	Waddle	MIA	45	601	13.4	63	2
46t	McCloud	ATL	45	476	10.6	60	1
48t	A. Brown	PHI	44	793	18.0	67t	4
48t	Reed	GB	44	693	15.8	70t	6
48t	Allen	CHI	44	441	10.0	40	5

# 2024 NATIONAL FOOTBALL LEAGUE

## NFL RECEIVING YARDAGE LEADERS

RANK	PLAYER	TEAM	YDS	REC	AVG	LONG	TD
1	Chase	CIN	1142	79	14.5	70t	13
2	Jefferson	MIN	1038	68	15.3	97t	5
3	McLaurin	WAS	896	61	14.7	86t	9
4	*Bowers (TE)	LV	884	84	10.5	57t	4
5t	Judy	CLE	880	54	16.3	89t	3
5t	Lamb	DAL	880	79	11.1	65t	4
7	Flowers	BAL	863	60	14.4	53t	4
8	Pickens	PIT	850	55	15.5	44	3
9	Sutton	DEN	846	63	13.4	37	5
10	Collins	HOU	832	49	17.0	67t	4
11	Smith-Njigba	SEA	829	70	11.8	46	4
12	St. Brown	DET	820	76	10.8	35t	9
13	*McConkey	LAC	815	58	14.1	60t	4
14	D. London	ATL	796	70	11.4	31	6
15	A. Brown	PHI	793	44	18.0	67t	4
16	McBride (TE)	ARI	781	73	10.7	37	0
17	*B. Thomas	JAX	765	46	16.6	85t	6
18t	Metcalf	SEA	763	50	15.3	71t	3
18t	Wilson	NYJ	763	74	10.3	35	5
20	*Nabers	NYG	740	75	9.9	39	3
21	Mooney	ATL	731	51	14.3	41t	5
22	Reed	GB	693	44	15.8	70t	6
23	Jennings	SF	684	50	13.7	45	4
24	Ridley	TEN	679	43	15.8	63	3
25	Meyers	LV	676	59	11.5	43	2
26	D. Moore	CHI	663	62	10.7	44	5
27	T. Hill	MIA	654	55	11.9	80t	4
28	Kittle (TE)	SF	649	50	13.0	43	8
29	J. Smith (TE)	MIA	648	58	11.2	57t	4
30	Pierce	IND	645	29	22.2	65t	5
31	Kelce (TE)	KC	637	75	8.5	38	2
32	Ja. Williams	DET	630	34	18.5	70t	4
33	Shakir	BUF	629	60	10.5	52	2
34	Henry (TE)	NE	610	58	10.5	35	1
35	*Harrison	ARI	606	41	14.8	60t	7
36	Waddle	MIA	601	45	13.4	63	2
37	Downs	IND	594	53	11.2	69t	4
38	Godwin	TB	576	50	11.5	55t	5
39	Addison	MIN	575	36	16.0	69	4
40	Bateman	BAL	574	35	16.4	59	5
41	Kupp	LAR	565	58	9.7	69t	5
42	Higgins	CIN	558	43	13.0	42t	5
43	D. Adams	LV-NYJ	553	49	11.3	37t	3
44	Pittman	IND	550	46	12.0	33	2
45	Nacua	LAR	546	42	13.0	37	2
46t	Dell	HOU	543	43	12.6	50	2
46t	*Odenze	CHI	543	41	13.2	47	1
48	Samuel	SF	531	38	14.0	76t	1
49	Evans	TB	521	39	13.4	27	7
50	D. Smith	PHI	516	41	12.6	46	4

# 2024 NATIONAL FOOTBALL LEAGUE

## NFL THIRD-DOWN RECEIVING LEADERS

RANK	PLAYER	TEAM	REC	YDS	AVG	LONG	TD
1	Sutton	DEN	26	418	16.1	33	2
2	Robinson	NYG	24	186	7.8	16	1
3	Pickens	PIT	23	303	13.2	37	0
4t	St. Brown	DET	21	270	12.9	29	3
4t	Kelce (TE)	KC	21	227	10.8	38	1
6	*Nabers	NYG	20	254	12.7	39	2
7t	*McConkey	LAC	19	224	11.8	19	2
7t	Smith-Njigba	SEA	19	223	11.7	25	1
7t	Wilson	NYJ	19	213	11.2	26t	2
7t	Moore	CLE	19	198	10.4	44	0
11t	*Bowers (TE)	LV	18	215	11.9	29	1
11t	Henry (TE)	NE	18	213	11.8	32	0
11t	Jennings	SF	18	184	10.2	31t	2
14t	Shakir	BUF	17	263	15.5	52	1
14t	Kittle (TE)	SF	17	194	11.4	41	5
16t	McLaurin	WAS	16	299	18.7	66	4
16t	Chase	CIN	16	219	13.7	63t	2
16t	Godwin	TB	16	197	12.3	24	0
16t	J. Smith (TE)	MIA	16	169	10.6	33	2
16t	Otton (TE)	TB	16	164	10.3	29	2
21t	Collins	HOU	15	202	13.5	34	2
21t	Downs	IND	15	190	12.7	31	1
21t	Dell	HOU	15	183	12.2	31	0
21t	Lamb	DAL	15	143	9.5	27	0
25	Hill (RB)	BAL	14	152	10.9	24	0
26t	Waddle	MIA	13	182	14.0	36	0
26t	Meyers	LV	13	179	13.8	43	0
26t	T. Hill	MIA	13	152	11.7	30	1
26t	Douglas	NE	13	149	11.5	35t	1
26t	D. Moore	CHI	13	146	11.2	31t	2
26t	D. London	ATL	13	138	10.6	18	3
26t	Diggs	HOU	13	127	9.8	21	1
33t	Jefferson	MIN	12	192	16.0	41	2
33t	Metcalf	SEA	12	189	15.8	31t	1
33t	Higgins	CIN	12	180	15.0	31	3
33t	Reed	GB	12	154	12.8	70t	4
33t	Mooney	ATL	12	153	12.8	30t	2
33t	Gesicki (TE)	CIN	12	150	12.5	47t	1
33t	Andrews (TE)	BAL	12	140	11.7	23	3
33t	Allen	CHI	12	127	10.6	25	1
33t	Kupp	LAR	12	101	8.4	27	0
33t	Kmet (TE)	CHI	12	85	7.1	25	0
43t	Ridley	TEN	11	219	19.9	63	0
43t	Johnston	LAC	11	183	16.6	66t	4
43t	A. Brown	PHI	11	182	16.5	28	1
43t	Flowers	BAL	11	169	15.4	26	1
43t	Lockett	SEA	11	164	14.9	37	1
43t	McCloud	ATL	11	127	11.5	22	0
43t	Slayton	NYG	11	124	11.3	36	0
43t	Freiermuth (TE)	PIT	11	121	11.0	22	2
43t	Boyd	TEN	11	116	10.5	20	0
43t	Bateman	BAL	11	108	9.8	16t	2
43t	Ertz (TE)	WAS	11	97	8.8	21	1
43t	Williams (RB)	DEN	11	90	8.2	34	0
43t	Tucker	LV	11	88	8.0	14	0

# 2024 NATIONAL FOOTBALL LEAGUE

---

## NFL THIRD-DOWN RECEIVING LEADERS

RANK	PLAYER	TEAM	REC	YDS	AVG	LONG	TD
43t	Ferguson (TE)	DAL	11	82	7.5	24	0
43t	M. Sanders (RB)	CAR	11	53	4.8	12	0

# 2024 NATIONAL FOOTBALL LEAGUE

## NFL LEADING SCORERS (NON-KICKING)

RANK	PLAYER	TEAM	POS	TOUCHDOWNS				X2	PTS
				TOTAL	RUSH	REC	RET		
1	Henry	BAL	RB	15	13	2	0	0	90
2	Barkley	PHI	RB	13	11	2	0	2	82
3	Chase	CIN	WR	13	0	13	0	0	78
4t	Cook	BUF	RB	12	11	1	0	0	72
4t	Hurts	PHI	QB	12	12	0	0	0	72
4t	Mixon	HOU	RB	12	11	1	0	0	72
4t	K. Williams	LAR	RB	12	10	2	0	0	72
8t	Gibbs	DET	RB	11	10	1	0	0	66
8t	Montgomery	DET	RB	11	11	0	0	0	66
10t	Achane	MIA	RB	9	3	6	0	0	54
10t	Jacobs	GB	RB	9	8	1	0	0	54
10t	McLaurin	WAS	WR	9	0	9	0	0	54
10t	St. Brown	DET	WR	9	0	9	0	0	54
14t	C. Brown	CIN	RB	8	6	2	0	1	50
14t	Hubbard	CAR	RB	8	7	1	0	1	50
16t	Dobbins	LAC	RB	8	8	0	0	0	48
16t	Kittle	SF	TE	8	0	8	0	0	48
16t	Robinson	ATL	RB	8	7	1	0	0	48
16t	Robinson	WAS	RB	8	8	0	0	0	48
16t	Walker	SEA	RB	8	7	1	0	0	48
16t	Westbrook-Ikhine	TEN	WR	8	0	8	0	0	48
22	Stevenson	NE	RB	7	6	1	0	2	46
23t	Allen	BUF	QB	7	6	1	0	0	42
23t	Andrews	BAL	TE	7	0	7	0	0	42
23t	Evans	TB	WR	7	0	7	0	0	42
23t	*Harrison	ARI	WR	7	0	7	0	0	42
23t	Kamara	NO	RB	7	6	1	0	0	42
23t	Reed	GB	WR	7	1	6	0	0	42
23t	Robinson	LAR	WR	7	0	7	0	0	42
30	*B. Thomas	JAX	WR	6	0	6	0	2	40
31t	*Daniels	WAS	QB	6	6	0	0	1	38
31t	Hall	NYJ	RB	6	4	2	0	1	38
31t	Kraft	GB	TE	6	0	6	0	1	38
34t	Charbonnet	SEA	RB	6	5	1	0	0	36
34t	Hill	NO	TE	6	6	0	0	0	36
34t	*Irving	TB	RB	6	6	0	0	0	36
34t	R. Johnson	CHI	RB	6	6	0	0	0	36
34t	Johnston	LAC	WR	6	0	6	0	0	36
34t	D. London	ATL	WR	6	0	6	0	0	36
34t	Taylor	IND	RB	6	5	1	0	0	36
34t	White	TB	RB	6	2	4	0	0	36
34t	*Worthy	KC	WR	6	2	4	0	0	36
43	Conner	ARI	RB	5	5	0	0	2	34
44t	D. Moore	CHI	WR	5	0	5	0	1	32
44t	Swift	CHI	RB	5	5	0	0	1	32
44t	Wilson	NYJ	WR	5	0	5	0	1	32

# 2024 NATIONAL FOOTBALL LEAGUE

## NFL LEADING SCORERS (NON-KICKING)

RANK	PLAYER	TEAM	POS	TOUCHDOWNS				X2	PTS
				TOTAL	RUSH	REC	RET		
47t	Addison	MIN	WR	5	1	4	0	0	30
47t	Allen	CHI	WR	5	0	5	0	0	30
47t	Austin	PIT	WR	5	0	4	1	0	30
47t	Bateman	BAL	WR	5	0	5	0	0	30
47t	Fields	PIT	QB	5	5	0	0	0	30
47t	Godwin	TB	WR	5	0	5	0	0	30
47t	Higgins	CIN	WR	5	0	5	0	0	30
47t	Hunt	KC	RB	5	5	0	0	0	30
47t	Iosivas	CIN	WR	5	0	5	0	0	30
47t	Jefferson	MIN	WR	5	0	5	0	0	30
47t	A. Jones	MIN	RB	5	3	2	0	0	30
47t	Kupp	LAR	WR	5	0	5	0	0	30
47t	LaPorta	DET	TE	5	0	5	0	0	30
47t	Lazard	NYJ	WR	5	0	5	0	0	30
47t	Mooney	ATL	WR	5	0	5	0	0	30
47t	Nailor	MIN	WR	5	0	5	0	0	30
47t	*Nix	DEN	QB	5	4	1	0	0	30
47t	Pierce	IND	WR	5	0	5	0	0	30
47t	Sutton	DEN	WR	5	0	5	0	0	30





# 2024 NATIONAL FOOTBALL LEAGUE

## NFL LEADING SCORERS (KICKING)

RANK	PLAYER	TEAM	PAT	FG	FG%	LONG	PTS
1	Boswell	PIT	26/26	34/37	91.9%	57	128
2	Fairbairn	HOU	29/29	31/37	83.8%	59	122
3	Lutz	DEN	31/31	26/29	89.7%	54	109
4	Seibert	WAS	22/24	27/30	90.0%	55	103
5t	Aubrey	DAL	21/21	27/32	84.4%	65	102
5t	Dicker	LAC	21/24	27/29	93.1%	59	102
7	Bates	DET	44/45	19/20	95.0%	58	101
8	Tucker	BAL	42/44	19/27	70.4%	56	99
9	McLaughlin	TB	34/36	21/23	91.3%	56	97
10	Bass	BUF	38/42	19/23	82.6%	61	95
11	Gay	IND	22/22	22/25	88.0%	56	88
12t	Carlson	LV	18/18	23/28	82.1%	54	87
12t	Koo	ATL	24/24	21/29	72.4%	58	87
14t	Elliott	PHI	32/33	18/23	78.3%	49	86
14t	Grupe	NO	26/28	20/22	90.9%	57	86
14t	Sanders	MIA	20/20	22/26	84.6%	56	86
17	McPherson	CIN	37/38	16/22	72.7%	56	85
18	Slye	NE	17/18	22/28	78.6%	63	83
19	Folk	TEN	22/22	19/20	95.0%	56	79
20	Myers	SEA	27/30	17/20	85.0%	59	78
21	Pineiro	CAR	20/20	19/22	86.4%	53	77
22t	Butker	KC	21/22	18/20	90.0%	53	75
22t	Moody	SF	18/18	19/25	76.0%	53	75
24	*Karty	LAR	24/26	16/21	76.2%	55	72
25	*C. Little	JAX	19/19	17/19	89.5%	59	70
26	Ryland	ARI	14/14	18/21	85.7%	57	68
27	Santos	CHI	19/20	16/20	80.0%	54	67
28	*Reichard	MIN	23/23	14/16	87.5%	58	65
29	Hopkins	CLE	14/16	16/23	69.6%	56	62
30	*Narveson	GB	16/16	12/17	70.6%	47	52
31	McManus	GB	16/16	10/11	90.9%	51	46
32	Joseph	DET-NYG	6/6	13/16	81.3%	52	45
33t	Romo	MIN	7/8	11/12	91.7%	55	40
33t	Zuerlein	NYJ	13/14	9/15	60.0%	40	40
35t	Carlson	SF-NYJ	7/9	7/7	100.0%	58	28
35t	Prater	ARI	10/10	6/6	100.0%	57	28
37	Wright	SF-KC	4/4	7/8	87.5%	42	25
38	*Shrader	IND-NYJ-KC	9/9	5/5	100.0%	45	24
39	Gano	NYG	5/5	5/6	83.3%	50	20
40	Gonzalez	WAS	10/10	3/5	60.0%	48	19
41	*McAtamney	NYG	1/1	1/1	100.0%	31	4
42t	Patterson	NYJ-ATL	3/3	0/0	---	---	3
42t	Wishnowsky	SF	0/0	1/1	100.0%	26	3
44	York	WAS	2/2	0/2	0.0%	---	2
45	Gillan	NYG	0/1	0/0	---	---	0

# 2024 NATIONAL FOOTBALL LEAGUE

---

# 2024 NATIONAL FOOTBALL LEAGUE

## NFL TOUCHBACKS ON KICKOFFS

RANK	PLAYER	TEAM	TB
1	Bates	DET	61
2	Tucker	BAL	60
3t	Bass	BUF	54
3t	McPherson	CIN	54
5	Mann	PHI	51
6	Lutz	DEN	50
7	Evans	LAR	47
8t	Gay	IND	46
8t	C. Little	JAX	46
10	Dicker	LAC	45
11	Sanders	MIA	42
12t	Boswell	PIT	40
12t	Fairbairn	HOU	40
12t	Reichard	MIN	40
15	Butker	KC	39
16t	Gill	TB	38
16t	Slye	NE	38
18	Moody	SF	34
19t	Folk	TEN	33
19t	Pinion	ATL	33
19t	Ryland	ARI	33
22	Carlson	LV	31
23	Santos	CHI	30
24t	Hopkins	CLE	29
24t	Myers	SEA	29
26	Zuerlein	NYJ	28
27	Aubrey	DAL	27
28	Joseph	DET-NYG	23
29	Pineiro	CAR	20
30	Romo	MIN	19
31	Camarda	TB	18
32t	Grupe	NO	17
32t	Narveson	GB	17
32t	Prater	ARI	17
32t	Shrader	IND-NYJ-KC	17
36	McManus	GB	15
37	Seibert	WAS	14
38	Gano	NYG	11
39t	Carlson	SF-NYJ	5
39t	Karty	LAR	5
39t	Koo	ATL	5
42	McAtamney	NYG	4
43	Gonzalez	WAS	3
44t	Gillan	NYG	2
44t	Wright	SF-KC	2
46t	Elliott	PHI	1
46t	York	WAS	1



# 2024 NATIONAL FOOTBALL LEAGUE

## NFL MOST YARDS FROM SCRIMMAGE

RANK	PLAYER	TEAM	POS	TOTAL			RUSHING			RECEIVING		
				YDS	PLAYS	AVG	YDS	ATT	AVG	YDS	ATT	AVG
1	Barkley	PHI	RB	1766	275	6.4	1499	246	6.1	267	29	9.2
2	Henry	BAL	RB	1532	253	6.1	1407	240	5.9	125	13	9.6
3	Kamara	NO	RB	1344	265	5.1	894	206	4.3	450	59	7.6
4	Robinson	ATL	RB	1277	244	5.2	885	193	4.6	392	51	7.7
5	Gibbs	DET	RB	1255	191	6.6	973	163	6.0	282	28	10.1
6	Jacobs	GB	RB	1247	248	5.0	987	221	4.5	260	27	9.6
7	Chase	CIN	WR	1153	80	14.4	11	1	11.0	1142	79	14.5
8	Mixon	HOU	RB	1131	232	4.9	887	205	4.3	244	27	9.0
9	A. Jones	MIN	RB	1111	219	5.1	820	184	4.5	291	35	8.3
10	Hall	NYJ	RB	1093	210	5.2	692	164	4.2	401	46	8.7
11	Conner	ARI	RB	1074	215	5.0	773	183	4.2	301	32	9.4
12	Harris	PIT	RB	1073	236	4.5	824	207	4.0	249	29	8.6
13	K. Williams	LAR	RB	1071	248	4.3	926	222	4.2	145	26	5.6
14	Pollard	TEN	RB	1046	229	4.6	835	192	4.3	211	37	5.7
15	Hubbard	CAR	RB	1045	220	4.8	919	189	4.9	126	31	4.1
16	Jefferson	MIN	WR	1041	69	15.1	3	1	3.0	1038	68	15.3
17t	*Irving	TB	RB	1017	168	6.1	732	133	5.5	285	35	8.1
17t	Swift	CHI	RB	1017	212	4.8	704	179	3.9	313	33	9.5
19	Achane	MIA	RB	1005	196	5.1	576	139	4.1	429	57	7.5
20	Montgomery	DET	RB	997	193	5.2	720	166	4.3	277	27	10.3
21	Lamb	DAL	WR	949	92	10.3	69	13	5.3	880	79	11.1
22	Taylor	IND	RB	922	200	4.6	804	186	4.3	118	14	8.4
23	C. Brown	CIN	RB	914	190	4.8	677	152	4.5	237	38	6.2
24	Flowers	BAL	WR	907	67	13.5	44	7	6.3	863	60	14.4
25	Dobbins	LAC	RB	900	186	4.8	766	158	4.8	134	28	4.8
26t	Cook	BUF	RB	898	177	5.1	703	151	4.7	195	26	7.5
26t	McLaurin	WAS	WR	898	63	14.3	2	2	1.0	896	61	14.7
28	*Bowers	LV	TE	895	87	10.3	11	3	3.7	884	84	10.5
29t	Jeudy	CLE	WR	880	54	16.3	0	0	---	880	54	16.3
29t	Mason	SF	RB	880	164	5.4	789	153	5.2	91	11	8.3
31	Sutton	DEN	WR	846	63	13.4	0	0	---	846	63	13.4
32	Pickens	PIT	WR	844	57	14.8	-6	2	-3.0	850	55	15.5
33	Smith-Njigba	SEA	WR	842	72	11.7	13	2	6.5	829	70	11.8
34	Collins	HOU	WR	832	49	17.0	0	0	---	832	49	17.0
35	Reed	GB	WR	821	57	14.4	128	13	9.8	693	44	15.8
36	St. Brown	DET	WR	816	77	10.6	-4	1	-4.0	820	76	10.8
37	*McConkey	LAC	WR	815	58	14.1	0	0	---	815	58	14.1
38	Walker	SEA	RB	813	183	4.4	542	145	3.7	271	38	7.1
39	Stevenson	NE	RB	810	211	3.8	671	180	3.7	139	31	4.5
40	*Tracy	NYG	RB	797	149	5.3	619	125	5.0	178	24	7.4
41t	Dowdle	DAL	RB	795	166	4.8	600	134	4.5	195	32	6.1
41t	*B. Thomas	JAX	WR	795	51	15.6	30	5	6.0	765	46	16.6
43t	A. Brown	PHI	WR	793	44	18.0	0	0	---	793	44	18.0
43t	D. London	ATL	WR	793	71	11.2	-3	1	-3.0	796	70	11.4
45	McBride	ARI	TE	783	74	10.6	2	1	2.0	781	73	10.7
46	Wilson	NYJ	WR	768	75	10.2	5	1	5.0	763	74	10.3
47	Metcalf	SEA	WR	763	50	15.3	0	0	---	763	50	15.3
48	Robinson	WAS	RB	745	150	5.0	640	138	4.6	105	12	8.8
49	*Nabers	NYG	WR	742	80	9.3	2	5	0.4	740	75	9.9
50	Mooney	ATL	WR	731	51	14.3	0	0	---	731	51	14.3



# 2024 NATIONAL FOOTBALL LEAGUE

## NFL LEADERS IN FIRST DOWNS

RANK	PLAYER	TEAM	POS	TOTAL	RUSH	REC
1	Henry	BAL	RB	71	64	7
2t	Barkley	PHI	RB	70	58	12
2t	K. Williams	LAR	RB	70	64	6
4	Kamara	NO	RB	64	50	14
5	Conner	ARI	RB	62	52	10
6t	Jacobs	GB	RB	61	50	11
6t	Robinson	ATL	RB	61	43	18
8	Montgomery	DET	RB	59	47	12
9	Gibbs	DET	RB	58	45	13
10	Mixon	HOU	RB	56	46	10
11	Hubbard	CAR	RB	54	47	7
12	Hurts	PHI	QB	52	52	0
13	Chase	CIN	WR	50	1	49
14t	Harris	PIT	RB	49	38	11
14t	St. Brown	DET	WR	49	0	49
14t	Taylor	IND	RB	49	42	7
17t	Achane	MIA	RB	47	25	22
17t	A. Jones	MIN	RB	47	34	13
19t	Cook	BUF	RB	46	36	10
19t	*Irving	TB	RB	46	35	11
19t	Pollard	TEN	RB	46	38	8
22t	*Bowers	LV	TE	45	2	43
22t	Dobbins	LAC	RB	45	39	6
22t	Jefferson	MIN	WR	45	0	45
22t	D. London	ATL	WR	45	0	45
26t	Lamb	DAL	WR	44	4	40
26t	Sutton	DEN	WR	44	0	44
26t	Walker	SEA	RB	44	26	18
26t	Wilson	NYJ	WR	44	1	43
30t	C. Brown	CIN	RB	43	29	14
30t	Mason	SF	RB	43	37	6
30t	McBride	ARI	TE	43	1	42
30t	McLaurin	WAS	WR	43	0	43
34	Dowdle	DAL	RB	42	31	11
35t	*Nabers	NYG	WR	41	1	40
35t	Smith-Njigba	SEA	WR	41	1	40
37t	Flowers	BAL	WR	40	1	39
37t	Hall	NYJ	RB	40	28	12
37t	Jeudy	CLE	WR	40	0	40
37t	J. Smith	MIA	TE	40	0	40
41t	Hunt	KC	RB	39	31	8
41t	Robinson	WAS	RB	39	36	3
43t	*McConkey	LAC	WR	38	0	38
43t	Stevenson	NE	RB	38	32	6
43t	*Tracy	NYG	RB	38	30	8
46t	A. Brown	PHI	WR	37	0	37
46t	Collins	HOU	WR	37	0	37
46t	Meyers	LV	WR	37	1	36
46t	Swift	CHI	RB	37	28	9
50t	*Daniels	WAS	QB	36	36	0
50t	T. Hill	MIA	WR	36	2	34
50t	L. Jackson	BAL	QB	36	36	0
50t	Mooney	ATL	WR	36	0	36
50t	Williams	DEN	RB	36	26	10









# 2024 NATIONAL FOOTBALL LEAGUE

## NFL PUNTING YARDS LEADERS

RANK	PLAYER	TEAM	POS	PUNTS	YARDS	LONG	AVG	TB	BLK	DWN	OB	RETURNS		IN20	NET AVG
												TOT	YDS		
1	Cole	LV	P	44	2305	70	52.4	5	1	5	8	17	211	19	44.3
2	Cooke	JAX	P	48	2462	73	51.3	3	0	0	9	21	196	26	46.0
3	Fox	DET	P	37	1887	68	51.0	4	0	5	1	15	94	20	46.3
4	Mann	PHI	P	39	1984	70	50.9	5	1	5	4	19	133	14	43.8
5	Stonehouse	TEN	P	57	2892	75	50.7	5	2	2	3	39	596	15	37.2
6	Bojorquez	CLE	P	64	3232	84	50.5	5	0	10	8	26	408	28	42.6
7	Baringer	NE	P	58	2912	75	50.2	8	0	5	3	28	375	25	41.0
8	Sanchez	IND	P	54	2702	65	50.0	4	0	2	3	24	270	22	43.6
9	*Rehkov	CIN	P	41	2047	80	49.9	4	0	4	2	19	162	21	44.0
10	Gillikin	ARI	P	37	1824	63	49.3	1	0	6	2	15	169	19	44.2
11	Araiza	KC	P	37	1817	67	49.1	5	0	4	0	18	213	15	40.6
12	Dickson	SEA	P	50	2434	68	48.7	6	0	4	5	23	202	18	42.2
13	*T. Taylor	CHI	P	57	2751	68	48.3	3	0	5	5	32	364	21	40.8
14	Morstead	NYJ	P	51	2451	75	48.1	7	0	4	5	23	200	16	41.4
15	Stout	BAL	P	42	2010	70	47.9	3	0	3	6	21	163	15	42.5
16	Anger	DAL	P	43	2052	62	47.7	3	0	5	1	18	247	17	40.6
17	Townsend	HOU	P	59	2814	66	47.7	4	1	10	5	19	81	33	44.2
18	Martin	BUF	P	40	1900	65	47.5	4	0	4	5	17	154	19	41.7
19	Pinion	ATL	P	35	1662	65	47.5	1	0	3	2	19	258	9	39.5
20	Scott	LAC	P	58	2744	67	47.3	3	0	6	8	23	209	22	42.7
21	Whelan	GB	P	40	1892	74	47.3	3	0	5	4	16	123	18	42.7
22	Dixon	DEN	P	60	2828	65	47.1	3	0	9	6	24	190	27	43.0
23	Bailey	MIA	P	38	1784	59	46.9	2	1	3	13	13	157	15	40.7
24	Way	WAS	P	37	1722	74	46.5	2	0	6	4	17	118	16	42.3
25	Waitman	PIT	P	40	1848	71	46.2	5	0	4	5	14	44	19	42.6
26	Gillan	NYG	P	34	1555	67	45.7	2	0	4	4	14	100	18	41.6
27	R. Wright	MIN	P	41	1872	66	45.7	4	0	5	6	18	117	21	40.9
28	Hekker	CAR	P	54	2454	65	45.4	2	0	12	3	19	148	17	42.0
29	*Hayball	NO	P	50	2204	59	44.1	3	0	5	6	17	123	29	40.4
30	Evans	LAR	P	37	1629	67	44.0	1	0	6	8	13	115	20	40.4

# 2024 NATIONAL FOOTBALL LEAGUE

## NFL NET PUNTING YARDS LEADERS

RANK	PLAYER	TEAM	POS	PUNTS	YARDS	LONG	AVG	TB	BLK	DWN	OB	RETURNS		IN20	NET AVG
												TOT	YDS		
1	Fox	DET	P	37	1887	68	51.0	4	0	5	1	15	94	20	46.3
2	Cooke	JAX	P	48	2462	73	51.3	3	0	0	9	21	196	26	46.0
3	Cole	LV	P	44	2305	70	52.4	5	1	5	8	17	211	19	44.3
4	Townsend	HOU	P	59	2814	66	47.7	4	1	10	5	19	81	33	44.2
5	Gillikin	ARI	P	37	1824	63	49.3	1	0	6	2	15	169	19	44.2
6	*Rehkov	CIN	P	41	2047	80	49.9	4	0	4	2	19	162	21	44.0
7	Mann	PHI	P	39	1984	70	50.9	5	1	5	4	19	133	14	43.8
8	Sanchez	IND	P	54	2702	65	50.0	4	0	2	3	24	270	22	43.6
9	Dixon	DEN	P	60	2828	65	47.1	3	0	9	6	24	190	27	43.0
10	Whelan	GB	P	40	1892	74	47.3	3	0	5	4	16	123	18	42.7
11	Scott	LAC	P	58	2744	67	47.3	3	0	6	8	23	209	22	42.7
12	Waitman	PIT	P	40	1848	71	46.2	5	0	4	5	14	44	19	42.6
13	Bojorquez	CLE	P	64	3232	84	50.5	5	0	10	8	26	408	28	42.6
14	Stout	BAL	P	42	2010	70	47.9	3	0	3	6	21	163	15	42.5
15	Way	WAS	P	37	1722	74	46.5	2	0	6	4	17	118	16	42.3
16	Dickson	SEA	P	50	2434	68	48.7	6	0	4	5	23	202	18	42.2
17	Hekker	CAR	P	54	2454	65	45.4	2	0	12	3	19	148	17	42.0
18	Martin	BUF	P	40	1900	65	47.5	4	0	4	5	17	154	19	41.7
19	Gillan	NYG	P	34	1555	67	45.7	2	0	4	4	14	100	18	41.6
20	Morstead	NYJ	P	51	2451	75	48.1	7	0	4	5	23	200	16	41.4
21	Baringer	NE	P	58	2912	75	50.2	8	0	5	3	28	375	25	41.0
22	R. Wright	MIN	P	41	1872	66	45.7	4	0	5	6	18	117	21	40.9
23	*T. Taylor	CHI	P	57	2751	68	48.3	3	0	5	5	32	364	21	40.8
24	Bailey	MIA	P	38	1784	59	46.9	2	1	3	13	13	157	15	40.7
25	Araiza	KC	P	37	1817	67	49.1	5	0	4	0	18	213	15	40.6
26	Anger	DAL	P	43	2052	62	47.7	3	0	5	1	18	247	17	40.6
27	*Hayball	NO	P	50	2204	59	44.1	3	0	5	6	17	123	29	40.4
28	Evans	LAR	P	37	1629	67	44.0	1	0	6	8	13	115	20	40.4
29	Pinion	ATL	P	35	1662	65	47.5	1	0	3	2	19	258	9	39.5
30	Stonehouse	TEN	P	57	2892	75	50.7	5	2	2	3	39	596	15	37.2

# 2024 NATIONAL FOOTBALL LEAGUE

---

# 2024 NATIONAL FOOTBALL LEAGUE

---

## NFL PUNT RETURN LEADERS

RANK	PLAYER	TEAM	POS	RET	FC	YDS	AVG	LONG	TD
1	M. Jones	NE	CB	25	8	380	15.2	62	0
2	Raymond	DET	WR	27	9	390	14.4	90t	1
3	Mims	DEN	WR	23	16	311	13.5	38	0
4	*Codrington	BUF	DB	22	6	261	11.9	29	0
5	Austin	PIT	WR	21	14	239	11.4	73t	1
6	Darden	CLE	WR	22	4	234	10.6	28	0
7	Zaccheaus	WAS	WR	17	14	179	10.5	24	0
8	Hardman	KC	WR	20	9	203	10.2	55	0
9	Downs	IND	WR	16	7	161	10.1	23	0
10	Carter	CHI	WR	17	9	158	9.3	38	0
11	Blackshear	CAR	RB	16	3	144	9.0	16	0
12	Gipson	NYJ	WR	26	14	230	8.8	40	0
13	*Cowing	SF	WR	17	6	149	8.8	30	0
14	*Jackson	TEN	WR	28	7	215	7.7	20	0
15	Powell	MIN	WR	19	9	141	7.4	15	0
16	*De. Williams	SEA	CB	15	21	111	7.4	23	0
17	Smith-Marsette	NYG	WR	21	12	151	7.2	22	0
18	Sims	HOU	WR	16	8	99	6.2	19	0

# 2024 NATIONAL FOOTBALL LEAGUE

---

## NFL KICKOFF RETURN LEADERS

RANK	PLAYER	TEAM	POS	RET	YDS	AVG	LONG	TD
1	Turpin	DAL	WR	21	762	36.3	99t	1
2	Ekeler	WAS	RB	19	594	31.3	62	0
3	Dallas	ARI	RB	15	459	30.6	96t	1
4	Shenault	SEA	WR	16	459	28.7	97t	1
5	Gray	NYG	RB	20	517	25.9	36	0
6	*Jackson	TEN	WR	16	412	25.8	34	0
7	Blackshear	CAR	RB	27	679	25.1	43	0



# 2024 NATIONAL FOOTBALL LEAGUE

---

# 2024 NATIONAL FOOTBALL LEAGUE

## NFL INTERCEPTION LEADERS

RANK	PLAYER	TEAM	POS	INT	YARDS	AVG	LONG	TD
1t	K. Joseph	DET	SAF	7	60	8.6	33	1
1t	McKinney	GB	SAF	7	111	15.9	48	0
3t	Humphrey	BAL	CB	5	0	0.0	0	0
3t	Jackson	PIT	CB	5	88	17.6	49	0
3t	B. Murphy	MIN	CB	5	2	0.4	2	0
6t	Branch	DET	SAF	4	48	12.0	47	0
6t	*Bullock	HOU	SAF	4	28	7.0	28	0
6t	Hooker	TEN	SAF	4	49	12.3	30	0
6t	*McCollough	LAR	DB	4	6	1.5	4t	1
10t	Adebo	NO	CB	3	68	22.7	47	0
10t	*Bishop	PIT	CB	3	46	15.3	41	0
10t	Blankenship	PHI	SAF	3	1	0.3	1	0
10t	Bynum	MIN	SS	3	3	1.0	3	0
10t	*Kinchens	LAR	SAF	3	112	37.3	103t	1
10t	*Lassiter	HOU	CB	3	9	3.0	9	0
10t	Mathieu	NO	FS	3	29	9.7	23	0
10t	Molden	LAC	CB	3	28	9.3	25	0
10t	*Still	LAC	DB	3	67	22.3	61t	1
10t	Stingley	HOU	CB	3	38	12.7	31	0
10t	Surtain	DEN	CB	3	128	42.7	100t	1
10t	Woods	CAR	FS	3	70	23.3	33	0
22t	Alexander	GB	CB	2	52	26.0	35t	1
22t	Barton	DEN	LB	2	71	35.5	56	0
22t	Bates	ATL	SS	2	0	0.0	0	0
22t	Bernard	BUF	LB	2	1	0.5	1	0
22t	Blackmon	IND	SAF	2	17	8.5	17	0
22t	Bryant	SEA	CB	2	78	39.0	69t	1
22t	Conner	KC	DB	2	32	16.0	29	0
22t	Cross	IND	SAF	2	20	10.0	20	0
22t	Davis	DET	CB	2	0	0.0	0	0
22t	Diggs	DAL	CB	2	1	0.5	1	0
22t	Echols	NYJ	CB	2	0	0.0	0	0
22t	Gardner-Johnson	PHI	SAF	2	0	0.0	0	0
22t	Gonzalez	NE	CB	2	2	1.0	2	0
22t	Griffin	MIN	CB	2	28	14.0	28	0
22t	Grugier-Hill	MIN	OLB	2	5	2.5	5	0
22t	Hamlin	BUF	SS	2	19	9.5	19	0
22t	Ingram	BUF	DB	2	56	28.0	31t	1
22t	A. Johnson	BUF	NT	2	9	4.5	5	0
22t	J. Johnson	CHI	CB	2	11	5.5	9	0
22t	Ta. Johnson	BUF	CB	2	23	11.5	23t	1
22t	B. Jones	DEN	SAF	2	74	37.0	37	0
22t	Jones	IND	DB	2	5	2.5	5	0
22t	Lenoir	SF	CB	2	33	16.5	33	0
22t	Love	SEA	FS	2	26	13.0	26	0
22t	McCollum	TB	CB	2	4	2.0	4	0
22t	McMillian	DEN	CB	2	44	22.0	44t	1
22t	Moehrig	LV	SAF	2	28	14.0	16	0
22t	Ramsey	MIA	CB	2	7	3.5	7	0
22t	Rapp	BUF	FS	2	5	2.5	5	0
22t	Smith	MIN	FS	2	0	0.0	0	0
22t	Taylor-Britt	CIN	CB	2	51	25.5	51t	1
22t	Terrell	ATL	CB	2	1	0.5	1	0
22t	Van Ginkel	MIN	OLB	2	73	36.5	63t	2
22t	Ward	CLE	CB	2	0	0.0	0	0

# 2024 NATIONAL FOOTBALL LEAGUE

---

## NFL INTERCEPTION LEADERS

RANK	PLAYER	TEAM	POS	INT	YARDS	AVG	LONG	TD
22t	Ward	HOU	SAF	2	67	33.5	65t	1
22t	Warner	SF	MLB	2	70	35.0	45t	1
22t	G. Williams	ARI	CB	2	0	0.0	0	0
22t	Woolen	SEA	CB	2	4	2.0	4	0



# 2024 NATIONAL FOOTBALL LEAGUE

## NFL SACK LEADERS

RANK	PLAYER	TEAM	POS	SACKS
1	Hendrickson	CIN	DE	11.5
2	Bonitto	DEN	LB	11.0
3	Hunter	HOU	DE	10.5
4t	Garrett	CLE	DE	10.0
4t	Greenard	MIN	LB	10.0
4t	McDonald	NYJ	DE	10.0
7t	Anderson	HOU	DE	9.5
7t	Watt	PIT	OLB	9.5
9t	Lawrence	NYG	DT	9.0
9t	Van Ginkel	MIN	OLB	9.0
11t	Fowler	WAS	LB	8.5
11t	Walker	JAX	DE	8.5
13t	Cooper	DEN	LB	8.0
13t	Luvu	WAS	LB	8.0
13t	Oweh	BAL	LB	8.0
13t	Van Noy	BAL	MLB	8.0
17t	Crosby	LV	DE	7.5
17t	Hutchinson	DET	DE	7.5
19t	Bosa	SF	DE	7.0
19t	P. Jones	MIN	LB	7.0
19t	Z. Smith	CLE-DET	DE	7.0
19t	Sweat	PHI	LB	7.0
19t	Tuipulotu	LAC	LB	7.0
19t	L. Williams	SEA	DE	7.0
25t	Bresee	NO	DT	6.5
25t	Floyd	SF	DE	6.5
25t	Key	TEN	LB	6.5
25t	Parsons	DAL	LB	6.5
25t	Rousseau	BUF	DE	6.5
30t	Burns	NYG	LB	6.0
30t	*Fiske	LAR	DT	6.0
30t	D. Hall	SEA	LB	6.0
30t	Ca. Heyward	PIT	DT	6.0
30t	Hines-Allen	JAX	DE	6.0
30t	Kancey	TB	DT	6.0
30t	Landry	TEN	LB	6.0
30t	Ojulari	NYG	LB	6.0
30t	Paye	IND	DE	6.0
30t	Vea	TB	DT	6.0
30t	Quin. Williams	NYJ	NT	6.0
30t	Young	LAR	LB	6.0
42	Buckner	IND	DT	5.5
43t	Allen	DEN	DE	5.0
43t	Dexter	CHI	DT	5.0
43t	Dupree	LAC	OLB	5.0
43t	*Ellis	DEN	LB	5.0
43t	Epenesa	BUF	DE	5.0
43t	Franklin-Myers	DEN	DE	5.0
43t	Ch. Jones	KC	DT	5.0
43t	Karlaftis	KC	DE	5.0
43t	Madubuike	BAL	DT	5.0
43t	Mafe	SEA	LB	5.0
43t	Overshown	DAL	LB	5.0
43t	Settle	HOU	DT	5.0
43t	Turner	LAR	DT	5.0

# 2024 NATIONAL FOOTBALL LEAGUE

---

## NFL SACK LEADERS

RANK	PLAYER	TEAM	POS	SACKS
43t	White	NE	DE	5.0
43t	Williams	PHI	DT	5.0
43t	Wise	NE	DE	5.0



# 2024 NATIONAL FOOTBALL LEAGUE

## NFL LEADERS IN FUMBLE RECOVERIES

RANK	PLAYER	TEAM	POS	TOTAL	OWN TEAM	OPP TEAM
1	Mayfield	TB	QB	7	7	0
2	Richardson	IND	QB	6	6	0
3t	L. Jackson	BAL	QB	5	5	0
3t	G. Smith	SEA	QB	5	5	0
5t	Rush	DAL	QB	4	4	0
5t	Stevenson	NE	RB	4	4	0
7t	D. Elliott	PIT	DB	3	0	3
7t	Fields	PIT	QB	3	3	0
7t	Herbert	LAC	QB	3	3	0
7t	*Irving	TB	RB	3	3	0
7t	Levis	TEN	QB	3	3	0
7t	Mason	SF	RB	3	3	0
7t	K. Murray	ARI	QB	3	3	0
7t	Robinson	ATL	RB	3	3	0
7t	Rodgers	NYJ	QB	3	3	0
7t	Stafford	LAR	QB	3	3	0
7t	Walker	SEA	RB	3	3	0
18t	Allegretti	WAS	OG	2	2	0
18t	Barkley	PHI	RB	2	2	0
18t	Bitonio	CLE	OG	2	2	0
18t	Brissett	NE	QB	2	2	0
18t	K. Brooks	GB	DT	2	0	2
18t	Burrow	CIN	QB	2	2	0
18t	Byard	CHI	FS	2	0	2
18t	Carr	NO	QB	2	2	0
18t	Chinn	WAS	SAF	2	0	2
18t	Clark	GB	NT	2	0	2
18t	Collins	SF	DT	2	0	2
18t	Conklin	NYJ	TE	2	2	0
18t	Dalton	CAR	QB	2	2	0
18t	Davidson	NYG	DT	2	0	2
18t	Davis	DET	CB	2	0	2
18t	Dean	PHI	LB	2	0	2
18t	Dexter	CHI	DT	2	0	2
18t	Edwards	HOU	DE	2	0	2
18t	*Fiske	LAR	DT	2	0	2
18t	Gay	NO	LB	2	0	2
18t	Goff	DET	QB	2	2	0
18t	Gordon	CHI	CB	2	0	2
18t	Hicks	CHI	SAF	2	0	2
18t	Hurts	PHI	QB	2	2	0
18t	*Jackson	TEN	WR	2	2	0
18t	Jenkins	CHI	OT	2	2	0
18t	Jewell	CAR	ILB	2	0	2
18t	M. Jones	NE	CB	2	1	1
18t	Lammons	IND	DB	2	0	2
18t	Love	GB	QB	2	2	0
18t	Luvu	WAS	LB	2	0	2
18t	McBride	ARI	TE	2	2	0
18t	Melton	GB	WR	2	1	1
18t	Montgomery	DET	RB	2	2	0
18t	*Nix	DEN	QB	2	2	0
18t	Okereke	NYG	ILB	2	0	2
18t	Otton	TB	TE	2	2	0
18t	Pratt	CIN	LB	2	0	2



# 2024 NATIONAL FOOTBALL LEAGUE

---

## NFL LEADERS IN FUMBLE RECOVERIES

RANK	PLAYER	TEAM	POS	TOTAL	OWN TEAM	OPP TEAM
18t	Prescott	DAL	QB	2	2	0
18t	Rudolph	TEN	QB	2	2	0
18t	Simmons	TEN	DT	2	0	2
18t	Tolbert	DAL	WR	2	2	0
18t	Tuttle	CAR	DT	2	0	2
18t	Wagner	WAS	MLB	2	0	2
18t	Walker	WAS	LB	2	1	1
18t	Warren	PIT	RB	2	2	0
18t	Watt	PIT	OLB	2	0	2
18t	Williams	BUF	LB	2	0	2
18t	Quin. Williams	NYJ	OLB	2	0	2
18t	L. Wilson	CIN	LB	2	0	2
18t	*P. Wilson	PIT	LB	2	0	2
18t	Wyatt	GB	DT	2	0	2
18t	Yiadam	SF	CB	2	1	1
18t	Zaccheaus	WAS	WR	2	2	0

# 2024 NATIONAL FOOTBALL LEAGUE

## NFL LEADERS IN RECOVERIES OF FUMBLES BY OWN TEAM

RANK	PLAYER	TEAM	POS	REC	YARDS	AVG	LONG	TD
1	Mayfield	TB	QB	7	0	0.0	0t	0
2	Richardson	IND	QB	6	0	0.0	0t	0
3t	L. Jackson	BAL	QB	5	-7	-1.4	0t	0
3t	G. Smith	SEA	QB	5	0	0.0	0t	0
5t	Rush	DAL	QB	4	0	0.0	0t	0
5t	Stevenson	NE	RB	4	0	0.0	0t	0
7t	Fields	PIT	QB	3	0	0.0	0t	0
7t	Herbert	LAC	QB	3	0	0.0	0t	0
7t	*Irving	TB	RB	3	0	0.0	0t	0
7t	Levis	TEN	QB	3	0	0.0	0t	0
7t	Mason	SF	RB	3	-2	-0.7	0t	0
7t	K. Murray	ARI	QB	3	0	0.0	0t	0
7t	Robinson	ATL	RB	3	0	0.0	0t	0
7t	Rodgers	NYJ	QB	3	0	0.0	0t	0
7t	Stafford	LAR	QB	3	0	0.0	0t	0
7t	Walker	SEA	RB	3	-3	-1.0	0t	0
17t	Allegretti	WAS	OG	2	0	0.0	0t	0
17t	Barkley	PHI	RB	2	0	0.0	0t	0
17t	Bitonio	CLE	OG	2	0	0.0	0t	0
17t	Brissett	NE	QB	2	0	0.0	0t	0
17t	Burrow	CIN	QB	2	0	0.0	0t	0
17t	Carr	NO	QB	2	0	0.0	0t	0
17t	Conklin	NYJ	TE	2	-3	-1.5	0t	0
17t	Dalton	CAR	QB	2	0	0.0	0t	0
17t	Goff	DET	QB	2	0	0.0	0t	0
17t	Hurts	PHI	QB	2	0	0.0	0t	0
17t	*Jackson	TEN	WR	2	0	0.0	0t	0
17t	Jenkins	CHI	OT	2	0	0.0	0t	0
17t	Love	GB	QB	2	0	0.0	0t	0
17t	McBride	ARI	TE	2	0	0.0	0t	1
17t	Montgomery	DET	RB	2	0	0.0	0t	0
17t	*Nix	DEN	QB	2	0	0.0	0t	0
17t	Otton	TB	TE	2	0	0.0	0t	0
17t	Prescott	DAL	QB	2	0	0.0	0t	0
17t	Rudolph	TEN	QB	2	0	0.0	0t	0
17t	Tolbert	DAL	WR	2	0	0.0	0t	0
17t	Warren	PIT	RB	2	0	0.0	0t	0
17t	Zaccheaus	WAS	WR	2	0	0.0	0t	0

# 2024 NATIONAL FOOTBALL LEAGUE

## NFL LEADERS IN RECOVERIES OF FUMBLES BY OPPOSING TEAM

RANK	PLAYER	TEAM	POS	REC	YARDS	AVG	LONG	TD
1	D. Elliott	PIT	DB	3	10	3.3	10	0
2t	K. Brooks	GB	DT	2	0	0.0	0t	0
2t	Byard	CHI	FS	2	0	0.0	0t	0
2t	Chinn	WAS	SAF	2	0	0.0	0t	0
2t	Clark	GB	NT	2	0	0.0	0t	0
2t	Collins	SF	DT	2	0	0.0	0t	0
2t	Davidson	NYG	DT	2	0	0.0	0t	0
2t	Davis	DET	CB	2	49	24.5	49	0
2t	Dean	PHI	LB	2	0	0.0	0t	0
2t	Dexter	CHI	DT	2	0	0.0	0t	0
2t	Edwards	HOU	DE	2	0	0.0	0t	0
2t	*Fiske	LAR	DT	2	8	4.0	8	0
2t	Gay	NO	LB	2	4	2.0	4	0
2t	Gordon	CHI	CB	2	0	0.0	0t	0
2t	Hicks	CHI	SAF	2	28	14.0	19	0
2t	Jewell	CAR	ILB	2	0	0.0	0t	0
2t	Lammons	IND	DB	2	3	1.5	3	0
2t	Luvu	WAS	LB	2	5	2.5	5	0
2t	Okereke	NYG	ILB	2	1	0.5	1	0
2t	Pratt	CIN	LB	2	9	4.5	9	0
2t	Simmons	TEN	DT	2	0	0.0	0t	0
2t	Tuttle	CAR	DT	2	0	0.0	0t	0
2t	Wagner	WAS	MLB	2	0	0.0	0t	0
2t	Watt	PIT	OLB	2	0	0.0	0t	0
2t	Williams	BUF	LB	2	0	0.0	0t	0
2t	Quin. Williams	NYJ	OLB	2	15	7.5	15	0
2t	L. Wilson	CIN	LB	2	10	5.0	10	0
2t	*P. Wilson	PIT	LB	2	22	11.0	21t	1
2t	Wyatt	GB	DT	2	0	0.0	0t	0



# 2024 NATIONAL FOOTBALL LEAGUE

## NFL OFFENSIVE RANKS

BAL	BUF	CIN	CLE	DEN	HOU	IND	JAX	KC	LAC	LV	MIA	NE	NYJ	PIT	TEN		ARI	ATL	CAR	CHI	DAL	DET	GB	LAR	MIN	NO	NYG	PHI	SEA	SF	TB	WAS
1	10	9	22	21	17	24	28	15	23	25	19	32	31	14	29	TotYd/G	11	8	30	26t	20	2	3	18	13	12	26t	4	16	7	6	5
1	8	10	29	20	21	16	18	22	17	28	23	30	27	19	26	TotYd/P	7	11	24	32	25	4	2	15	12	13	31	9	14	3	5	6
2	11	27	30	21	16	13	25	19	18	32	22	12	29	9	20	RusYd/G	6	14	24	23	31	4	5	26	17	10	15	1	28	7	8	3
1	15	20	30	19	18	13	12	25	22	32	27	10	23	28	17	RusAvg	2	16	11	21	31	8	7	24	26	9	14	3	29	6	4	5
3	17	1	13	21	15	26	25	12	24	14	18	32	23	20	30	PasYd/G	22	4	29	27	7	5	8	11	10	19	31	28	2	9	6	16
1	5	10	29	21	22	18	23	20	14	25	19	31	28	11	26	PasAvg	13	8	27	30	24	3	2	16	6	15	32	9	17	4	12	7
2	7	3	19	12	16	32	23	22	1	24	6	17	14	4	31	%PasInt	10	30	28	5	18	21	29	11	27	13	15	9	26	20	25	8
4	1	13	30	3	23	9	11	18	27	21	20	28	12	25	31	Sac/PasP	6	8	5	32	10	14	2	15	26	7	24	29	22	17	16	19
2	9	7	24	25	19	27	31	5	30	23	16	29	28	17	26	1D/G	15	11t	32	22	18	1	11t	8	10	21	20	6	11t	11t	3	4
3	8	5	32	17	20	22	31	1	18	26	11	25	12	13	28	3D Eff	10	23	27	29	24	4	16	30	14	15	21	9	19	7	2	6
6t	1t	12	6t	19	5	9t	21	3	6t	25	29	14t	32	22t	26t	4D Eff	30t	4	28	16	30t	11	22t	13	14t	20	18	9t	22t	26t	17	1t
10	7	31	14	6	27	12	2	13	4	24	19	1	22	9	28	PR Avg	16	21	23	20	8	5	25	26	30	3	32	15	29	18	17	11
27	20	13	31	12	8	9	25	18	4	5	15	28	3	32	22t	KR Avg	10	24	29	6	1	2	11	17	30	19	21	22t	14	16	26	7
15	17	7	4	21	22	6	1	10	19	2	26	5	14	24	11	GPunAvg	9	18	28	13	16	3	20	32	27	29	25	8	12	31	30	23
13	18	6	12	9	4	8	2	25	11	3	24	20	19	14	31	NPunAvg	5	28	17	22	26	1	10	29	21	27	23	7	16	32	30	15
3	2	5t	29	13	12	22	25	11	18	27	24	31	26	10	28	Pts/G	17	19	30	23	21	1	8	20	9	14	32	7	15	16	5t	4
30	18t	28	31	7	17	12	8	9t	3	21	15	24t	32	4	1t	FG%	11	29	13	23	16	1t	24t	27	9t	6	18t	26	14	20	5	22

## NFL DEFENSIVE RANKS

BAL	BUF	CIN	CLE	DEN	HOU	IND	JAX	KC	LAC	LV	MIA	NE	NYJ	PIT	TEN		ARI	ATL	CAR	CHI	DAL	DET	GB	LAR	MIN	NO	NYG	PHI	SEA	SF	TB	WAS
23	11	27	24	9	4	29	32	8	14	15	7	20	3	6	2	TotYd/G	17	21	31	22	26	10	12	25	13	30	19	1	18	5	28	16
18	16	23	30	3	5	22	32	10	9	8	12	20	2	13	4	TotYd/P	17	19	28	27	29	11	15	25	6	31	24	1	14	7	26	21
2	18	22	23	6	10	30	24	3	14	11	9	19	20	4	16	RusYd/G	13	17	32	25	31	5	8	28	1	26	29	7	21	15	12	27
1	30	12	22	4	17	20	11	2	23	9	14	10	6	5	8	RusAvg	13	16	27	29	28	15	7	21	3	31	32	18	25	19	24	26
31	8	27	20t	20t	7	26	32	23	10	14	9	16	2	19	1	PasYd/G	18	22	24	11	13	25	17	15	28	29	6	3	12	4	30	5
23	7	28	31	3	2	25	32	19	6	12	13	24	4	14	5	PasAvg	18	21	29	22	26	10	16	27	8	30	15	1	11	9	20	17
25	3	21	28	12	2	15	27	23t	4	26	17	23t	31	5	20	%PasInt	22	19	16	13	11	6	9	10	1	8	32	18	14	7	29	30
13	20	31	8	3	5	17	28	27	7	26	30	24	1	22	18	Sac/PasP	9	32	29	12	4	23	14	15	11	25	2	6	19	16	21	10
25	16t	30	1	14	3	28	31	8t	5	19	6t	23	16t	2	6t	1D/G	26t	21t	32	11	21t	13	15	24	8t	26t	8t	4	20	12	29	18
25	20	28	12	16	9	30	27	18	2t	22	7	21	15	4	8	3D Eff	31	29	32	5	6	1	11	19	10	13	14	2t	17	26	24	23
7t	4t	26	19	16t	21	14	29	7t	22t	31	16t	7t	30	22t	32	4D Eff	12	6	11	7t	27t	2	15	27t	1	3	20	22t	4t	16t	22t	13
9	16	12	32	11	1	20	18	23	17	25	24	27	14	2	31	PR Avg	21	28	10	22	29	3	8	13	4	7	19	6	15	30	26	5
17	30	4	16	9	10	21	27	26	23	2	6	7	1	19	31	KR Avg	32	15	3	22	8	29	11	28	18	5	13	25	14	24	20	12
17	23	31	19	25	29	8	20	24	27	12	26	4	11	16	14	GPunAvg	18	2	7	15	9	32	30	13	21	3	22	5	6	28	1	10
27	5	32	8	17	31	12	13	21	30	10	15	1	11	6	16	NPunAvg	25	4	9	22	18	7	29	20	26	2	24	14	19	28	3	23
23	6t	31	26	3	13	17	29t	8	1	28	14	20	15	6t	27	Pts/G	11	22	32	9t	29t	2	9t	21	5	19	18	4	12	24	25	16
18t	11	13t	3	29	26	10	21t	5	1	27	16	12	17	8t	15	FG%	31	32	25	18t	28	20	23	30	4	6	21t	7	13t	24	2	8t
10	2	17t	26	9	13	20	30t	11	7t	29	21t	25	24	7t	30t	PPG Diff	14t	21t	32	16	27	1	4t	23	4t	17t	28	3	14t	19	12	6
2	10	20	24	16	9	30	32	8	21	22	13	29	19	7	15	Yd/G Diff	14	12	31	28	25	3	5	23	11	26	27	1	17	4	18	6

***LAST WEEK'S  
GAME BOOK***

# National Football League Game Summary

NFL Copyright © 2024 by The National Football League. All rights reserved. This summary and play-by-play is for the express purpose of assisting media in their coverage of the game; any other use of this material is prohibited without the written permission of the National Football League.

Date: Sunday, 12/1/2024

## Los Angeles Chargers at Atlanta Falcons

Start Time: 1:02 PM EST

at Mercedes-Benz Stadium, Atlanta, GA

### Game Day Weather

Retractable Roof - Closed on Artificial Turf

### Officials

Referee: Blakeman, Clete (34)      Umpire: Campbell, Scott (127)      Down Judge: McKenzie, Dana (8)  
Line Judge: Mapp, Julian (10)      Field Judge: Tovar, Karina (91)      Side Judge: Coleman, James (95)  
Back Judge: Monroe, Jonah (120)      Replay Official: Adams, Chad (0)

### Lineups

Los Angeles Chargers				Atlanta Falcons			
Offense		Defense		Offense		Defense	
WR	15 L.McConkey	OLB	52 K.Mack	TE	8 K.Pitts	OLB	15 M.Judon
TE	42 T.Fisk	DL	95 P.Ford	LT	70 Ja.Matthews	DL	90 D.Onyemata
LT	70 R.Slater	DL	93 O.Ogbonnia	LG	65 M.Bergeron	DL	99 E.Goldman
LG	77 Z.Johnson	OLB	97 J.Bosa	C	67 D.Dalman	DL	97 G.Jarrett
C	75 B.Bozeman	LB	43 T.Dye	RG	63 C.Lindstrom	OLB	0 L.Carter
RG	79 T.Pipkins	LB	0 D.Henley	RT	76 K.McGary	ILB	53 N.Landman
RT	76 J.Alt	CB	7 K.Fulton	WR	5 D.London	ILB	55 K.Elliss
WR	12 D.Davis	CB	22 E.Molden	WR	34 R.McCloud	CB	24 A.Terrell
QB	10 J.Herbert	CB	29 T.Still	WR	1 D.Mooney	CB	22 C.Phillips
FB	44 S.Matlock	S	3 D.James	QB	18 K.Cousins	S	3 J.Bates
RB	4 G.Edwards	S	23 T.Jefferson	RB	7 B.Robinson	S	31 J.Simmons

### Substitutions

WR 1 Q.Johnston, WR 5 J.Palmer, WR 9 D.Chark, K 11 C.Dicker, P 16 J.Scott, S 24 M.Maye, RB 28 H.Haskins, RB 30 K.Vidal, LB 31 N.Niemann, DB 33 D.Leonard, CB 35 D.Bootle, DB 36 J.Taylor, OLB 45 T.Tuipulotu, LS 47 J.Harris, OLB 48 B.Dupree, DL 56 M.Fox, LB 58 S.Quarterman, C 62 S.Mustipher, OL 68 J.Salyer, T 73 F.Sarell, TE 81 W.Dissly, TE 84 S.Smartt, WR 89 J.Reagor, DT 90 T.Tart, DL 92 J.Eboigbe

### Substitutions

K 6 Y.Koo, WR 12 K.Hodge, P 13 B.Pinion, OLB 17 A.Ebiketie, CB 20 D.Alford, RB 25 T.Allgeier, RB 26 A.Williams, S 27 R.Grant, CB 32 K.King, CB 33 A.Hamilton, CB 35 N.Brooks, ILB 42 J.Woods, ILB 44 T.Andersen, LS 49 L.McCullough, OLB 51 D.Malone, DT 54 B.Dorlus, OL 64 R.Neuzil, OL 68 K.Hinton, OL 77 S.Norton, WR 82 Cas.Washington, TE 85 R.Dwellely, TE 89 C.Woerner, DL 91 D.Harris, DL 93 K.Street, DL 96 Z.Harrison

### Did Not Play

QB 8 T.Heinicke

### Did Not Play

QB 9 M.Penix

### Not Active

3QB 2 E.Stick, LB 6 D.Perryman, CB 20 C.Hart, LB 51 J.Jean-Baptiste, OL 64 B.Jaimes, OL 71 J.McFadden

### Not Active

CB 21 M.Hughes, RB 30 J.McClellan, ILB 40 J.Bertrand, K 41 R.Patterson, ILB 43 R.Evans, OL 71 E.Wilkinson, T 75 B.Parker

### Field Goals (made ( ) & missed)

		(45)	(51)	(34)		Y.Koo	35WR	(41)	(26)			
						1	2	3	4	OT	Total	
VISITOR:	Los Angeles Chargers					3	6	8	0	0	17	
HOME:	Atlanta Falcons					7	0	6	0	0	13	

### Scoring Plays

Team	Qtr	Time	Play Description (Extra Point) (Drive Info)	Visitor	Home
Falcons	1	3:59	B.Robinson 2 yd. run (Y.Koo kick) (5-29, 3:01)	0	7
Chargers	1	1:39	C.Dicker 45 yd. Field Goal (5-43, 2:20)	3	7
Chargers	2	11:08	C.Dicker 51 yd. Field Goal (7-33, 3:44)	6	7
Chargers	2	0:58	C.Dicker 34 yd. Field Goal (16-63, 7:55)	9	7
Falcons	3	7:23	Y.Koo 41 yd. Field Goal (11-66, 5:58)	9	10
Chargers	3	1:39	T.Still 61 yd. interception return (J.Herbert-J.Palmer pass)	17	10
Falcons	3	0:03	Y.Koo 26 yd. Field Goal (6-62, 1:36)	17	13

Paid Attendance: 72,139

Time: 2:44

Los Angeles Chargers vs Atlanta Falcons  
12/1/2024 at Mercedes-Benz Stadium

# Final Individual Statistics

## Los Angeles Chargers

RUSHING	ATT	YDS	AVG	LG	TD
G.Edwards	6	32	5.3	12	0
K.Vidal	4	20	5.0	16	0
D.Davis	1	3	3.0	3	0
J.Herbert	5	1	0.2	2	0
H.Haskins	1	0	0.0	0	0
Total	17	56	3.3	16	0

PASSING	ATT	CMP	YDS	SK/YD	TD	LG	IN	RT
J.Herbert	23	16	147	5/19	0	48	0	86.7
J.Scott	1	1	3	0/0	0	3	0	79.2
Total	24	17	150	5/19	0	48	0	87.2

PASS RECEIVING	TAR	REC	YDS	AVG	LG	TD
L.McConkey	12	9	117	13.0	48	0
Q.Johnston	4	2	12	6.0	8	0
J.Palmer	1	1	11	11.0	11	0
S.Smartt	2	1	3	3.0	3	0
D.Davis	1	1	3	3.0	3	0
S.Matlock	1	1	2	2.0	2	0
T.Fisk	1	1	1	1.0	1	0
G.Edwards	1	1	1	1.0	1	0
W.Dissly	1	0	0	0.0	0	0
Total	24	17	150	8.8	48	0

INTERCEPTIONS	NO	YDS	AVG	LG	TD
T.Still	2	66	33.0	61	1
D.James	1	2	2.0	2	0
M.Maye	1	0	0.0	0	0
Total	4	68	17.0	61	1

PUNTING	NO	YDS	AVG	NET	TB	IN20	LG
J.Scott	3	146	48.7	45.3	0	2	52
Total	3	146	48.7	45.3	0	2	52

PUNT RETURNS	NO	YDS	AVG	FC	LG	TD
D.Davis	0	0	0.0	2	0	0
Total	0	0	0.0	2	0	0

KICKOFF RETURNS	NO	YDS	AVG	FC	LG	TD
[TOUCHBACK]	4	0	0.0	0	0	0
Total	0	0	0.0	0	0	0

## Atlanta Falcons

RUSHING	ATT	YDS	AVG	LG	TD
B.Robinson	26	102	3.9	15	1
T.Allgeier	8	16	2.0	4	0
K.Cousins	1	3	3.0	3	0
R.McCloud	1	-2	-2.0	-2	0
D.London	1	-3	-3.0	-3	0
Total	37	116	3.1	15	1

PASSING	ATT	CMP	YDS	SK/YD	TD	LG	IN	RT
K.Cousins	39	24	245	1/11	0	60	4	40.0
Total	39	24	245	1/11	0	60	4	40.0

PASS RECEIVING	TAR	REC	YDS	AVG	LG	TD
D.London	16	9	86	9.6	17	0
B.Robinson	6	6	33	5.5	11	0
R.McCloud	6	4	95	23.8	60	0
D.Mooney	6	3	20	6.7	11	0
T.Allgeier	1	1	6	6.0	6	0
C.Woerner	1	1	5	5.0	5	0
K.Pitts	2	0	0	0.0	0	0
Total	38	24	245	10.2	60	0

INTERCEPTIONS	NO	YDS	AVG	LG	TD
Total	0	0	0	0	0

PUNTING	NO	YDS	AVG	NET	TB	IN20	LG
B.Pinion	2	82	41.0	41.0	0	1	43
Total	2	82	41.0	41.0	0	1	43

PUNT RETURNS	NO	YDS	AVG	FC	LG	TD
A.Williams	2	10	5.0	1	10	0
Total	2	10	5.0	1	10	0

KICKOFF RETURNS	NO	YDS	AVG	FC	LG	TD
[TOUCHBACK]	5	0	0.0	0	0	0
Total	0	0	0.0	0	0	0

### Los Angeles Chargers

FUMBLES	FUM	LOST	OWN-REC	YDS	TD	FORCED	OPP-REC	YDS	TD	OUT-BDS
H.Haskins	1	1	0	0	0	0	0	0	0	0
L.McConkey	1	0	0	0	0	0	0	0	0	0
D.Davis	0	0	1	0	0	0	0	0	0	0
T.Tart	0	0	0	0	0	1	0	0	0	0
Total	2	1	1	0	0	1	0	0	0	0

### Atlanta Falcons

FUMBLES	FUM	LOST	OWN-REC	YDS	TD	FORCED	OPP-REC	YDS	TD	OUT-BDS
K.Cousins	1	0	0	0	0	0	0	0	0	0
D.Dalman	0	0	1	0	0	0	0	0	0	0
C.Phillips	0	0	0	0	0	1	1	5	0	0
L.Carter	0	0	0	0	0	1	0	0	0	0
Total	1	0	1	0	0	2	1	5	0	0



# Final Team Statistics

	Visitor Chargers	Home Falcons
<b>TOTAL FIRST DOWNS</b>	10	24
By Rushing	5	7
By Passing	5	13
By Penalty	0	4
<b>THIRD DOWN EFFICIENCY</b>	3-11-27.3%	3-14-21.4%
<b>FOURTH DOWN EFFICIENCY</b>	0-1-0.0%	2-4-50.0%
<b>TOTAL NET YARDS</b>	187	350
Total Offensive Plays (inc. times thrown passing)	46	77
Average gain per offensive play	4.1	4.5
<b>NET YARDS RUSHING</b>	56	116
Total Rushing Plays	17	37
Average gain per rushing play	3.3	3.1
Tackles for a loss-number and yards	0-0	4-10
<b>NET YARDS PASSING</b>	131	234
Times thrown - yards lost attempting to pass	5-19	1-11
Gross yards passing	150	245
<b>PASS ATTEMPTS-COMPLETIONS-HAD INTERCEPTED</b>	24-17-0	39-24-4
Avg gain per pass play (inc.# thrown passing)	4.5	5.9
<b>KICKOFFS Number-In End Zone-Touchbacks</b>	5-5-5	4-4-4
<b>PUNTS Number and Average</b>	3-48.7	2-41.0
Had Blocked	0	0
<b>FGs - PATs Had Blocked</b>	0-0	0-0
<b>Net Punting Average</b>	45.3	41.0
<b>TOTAL RETURN YARDAGE (Not Including Kickoffs)</b>	68	10
No. and Yards Punt Returns	0-0	2-10
No. and Yards Kickoff Returns	0-0	0-0
No. and Yards Interception Returns	4-68	0-0
<b>PENALTIES Number and Yards</b>	7-33	2-10
<b>FUMBLES Number and Lost</b>	2-1	1-0
<b>TOUCHDOWNS</b>	1	1
Rushing	0	1
Passing	0	0
Interceptions	1	0
<b>EXTRA POINTS Made-Attempts</b>	1-1	1-1
Kicking Made-Attempts	0-0	1-1
Passing Made-Attempts	1-1	0-0
<b>FIELD GOALS Made-Attempts</b>	3-3	2-3
<b>RED ZONE EFFICIENCY</b>	0-2-0%	1-4-25%
<b>GOAL TO GO EFFICIENCY</b>	0-0-0%	1-3-33%
<b>SAFETIES</b>	0	0
<b>FINAL SCORE</b>	17	13
<b>TIME OF POSSESSION</b>	24:05	35:55

# Ball Possession And Drive Chart

## Los Angeles Chargers

#	Time Recd	Time Lost	Time Poss	How Ball Obtained	Drive Began	# Play	Yds Gain	Yds Pen	Net Yds	1st Down	Last Scrm	How Given Up
1	8:33	7:00	1:33	Missed FG	LAC 25	3	4	5	9	0	LAC 34	Fumble
2	3:59	1:39	2:20	Kickoff	LAC 30	5	43	0	43	1	* ATL 27	Field Goal
3	14:52	11:08	3:44	Interception	LAC 34	7	33	0	33	2	ATL 33	Field Goal
4	8:53	0:58	7:55	Punt	LAC 21	16	68	-5	63	5	* ATL 16	Field Goal
5	0:12	0:00	0:12	Punt	LAC 11	1	-1	0	-1	0	LAC 11	End of Half
6	15:00	13:21	1:39	Kickoff	LAC 30	4	11	0	11	1	LAC 41	Punt
7	7:23	5:18	2:05	Kickoff	LAC 30	3	7	-4	3	0	LAC 33	Punt
8	0:03	14:04	0:59	Kickoff	LAC 30	4	9	0	9	0	LAC 36	Downs
9	9:03	6:05	2:58	Interception	LAC 20	4	17	0	17	1	LAC 37	Punt
10	0:40	0:00	0:40	Interception	LAC 26	2	-2	0	-2	0	LAC 25	End of Game

(257) Average LAC 26

## Atlanta Falcons

#	Time Recd	Time Lost	Time Poss	How Ball Obtained	Drive Began	# Play	Yds Gain	Yds Pen	Net Yds	1st Down	Last Scrm	How Given Up
1	15:00	8:33	6:27	Kickoff	ATL 30	13	53	0	53	4	* LAC 17	Missed FG
2	7:00	3:59	3:01	Fumble	LAC 29	5	25	4	29	3	* LAC 2	Touchdown
3	1:39	14:52	1:47	Kickoff	ATL 30	4	24	0	24	2	LAC 46	Interception
4	11:08	8:53	2:15	Kickoff	ATL 30	3	6	0	6	0	ATL 36	Punt
5	0:58	0:12	0:46	Kickoff	ATL 30	5	20	0	20	1	50	Punt
6	13:21	7:23	5:58	Punt	ATL 11	11	56	10	66	4	LAC 23	Field Goal
7	5:18	1:39	3:39	Punt	ATL 31	9	24	5	29	2	LAC 40	Interception
8	1:39	0:03	1:36	Kickoff	ATL 30	6	62	0	62	1	* LAC 8	Field Goal
9	14:04	9:03	5:01	Downs	LAC 39	10	26	0	26	2	* LAC 13	Interception
10	6:05	0:40	5:25	Punt	ATL 6	14	54	5	59	5	LAC 35	Interception

(330) Average ATL 33

### \* inside opponent's 20

Time of Possession by Quarter		1st	2nd	3rd	4th	OT	Total
<b>Visitor</b>	Los Angeles Chargers	3:53	11:51	3:47	4:34		24:05
<b>Home</b>	Atlanta Falcons	11:07	3:09	11:13	10:26		35:55

### Kickoff Drive No.-Start Average

Chargers: 4 - LAC 30

Falcons: 5 - ATL 30

**Los Angeles Chargers vs Atlanta Falcons**  
**12/1/2024 at Mercedes-Benz Stadium**

# Final Defensive Statistics

**Los Angeles Chargers**

**Regular Defensive Plays**

**Special Teams**

**Misc**

	TKL	AST	COMB	SK	/ YDS	TFL	Q	IN	PD	FF	FR	TKL	AST	FF	FR	BL	TKL	AST	FF	FR	
T.Dye	7	7	14	0	0	0	0	0	1	0	0	0	0	0	0	0	0	0	0	0	0
D.James	5	5	10	0	0	2	0	1	1	0	0	0	0	0	0	0	0	0	0	0	0
D.Henley	3	7	10	0	0	1	0	0	0	0	0	0	0	0	0	0	0	0	0	0	0
T.Jefferson	6	2	8	0	0	0	0	0	0	0	0	0	0	0	0	0	0	0	0	0	0
K.Fulton	4	3	7	0	0	0	0	0	1	0	0	0	0	0	0	0	0	0	0	0	0
E.Molden	5	1	6	0	0	1	0	0	1	0	0	0	0	0	0	0	0	0	0	0	0
T.Tart	3	2	5	1	11	1	1	0	0	1	0	0	0	0	0	0	0	0	0	0	0
P.Ford	2	3	5	0	0	0	1	0	1	0	0	0	0	0	0	0	0	0	0	0	0
K.Mack	2	1	3	0	0	0	0	0	1	0	0	0	0	0	0	0	0	0	0	0	0
T.Still	1	2	3	0	0	0	0	2	3	0	0	0	0	0	0	0	0	0	0	0	0
M.Maye	1	2	3	0	0	0	0	1	1	0	0	0	0	0	0	0	0	0	0	0	0
M.Fox	1	1	2	0	0	0	0	0	0	0	0	0	0	0	0	0	0	0	0	0	0
O.Ogbonnia	0	2	2	0	0	0	0	0	0	0	0	0	0	0	0	0	0	0	0	0	0
B.Dupree	1	0	1	0	0	0	0	0	0	0	0	0	0	0	0	0	0	0	0	0	0
N.Niemann	0	1	1	0	0	0	0	0	0	0	0	0	1	0	0	0	0	0	0	0	0
T.Tuipulotu	0	1	1	0	0	0	0	0	0	0	0	0	0	0	0	0	0	0	0	0	0
D.Leonard	0	1	1	0	0	0	0	0	0	0	0	0	0	0	0	0	0	0	0	0	0
J.Bosa	0	0	0	0	0	0	1	0	0	0	0	0	0	0	0	0	0	0	0	0	0
J.Taylor	0	0	0	0	0	0	1	0	0	0	0	0	0	0	0	0	0	0	0	0	0
S.Quarterman	0	0	0	0	0	0	0	0	0	0	0	1	0	0	0	0	0	0	0	0	0
S.Smartt	0	0	0	0	0	0	0	0	0	0	0	0	1	0	0	0	0	0	0	0	0
J.Herbert	0	0	0	0	0	0	0	0	0	0	0	0	0	0	0	0	1	0	0	0	0
D.Davis	0	0	0	0	0	0	0	0	0	0	0	0	0	0	0	0	0	0	0	0	1
<b>Total</b>	<b>41</b>	<b>41</b>	<b>82</b>	<b>1</b>	<b>11</b>	<b>5</b>	<b>4</b>	<b>4</b>	<b>10</b>	<b>1</b>	<b>0</b>	<b>1</b>	<b>2</b>	<b>0</b>	<b>0</b>	<b>0</b>	<b>1</b>	<b>0</b>	<b>0</b>	<b>0</b>	<b>1</b>

**TKL = Tackle AST = Assist COMB = Combined QH=QB Hit IN = Interception PD = Pass Defense FF = Forced Fumble FR = Fumble Recovery**

**Atlanta Falcons**

**Regular Defensive Plays**

**Special Teams**

**Misc**

	TKL	AST	COMB	SK	/ YDS	TFL	QH	IN	PD	FF	FR	TKL	AST	FF	FR	BL	TKL	AST	FF	FR	
K.Elliss	3	2	5	1	9	1	1	0	1	0	0	0	0	0	0	0	0	0	0	0	0
C.Phillips	3	1	4	0	0	0	0	0	1	1	1	0	0	0	0	0	0	0	0	0	0
D.Alford	3	1	4	0	0	0	0	0	1	0	0	0	0	0	0	0	0	0	0	0	0
D.Onyemata	2	2	4	1	1	1	1	0	0	0	0	0	0	0	0	0	0	0	0	0	0
N.Landman	0	4	4	0	0	0	0	0	0	0	0	0	0	0	0	0	0	0	0	0	0
A.Ebiketie	3	0	3	2	2	1	2	0	0	0	0	0	0	0	0	0	0	0	0	0	0
A.Terrell	2	1	3	0	0	1	0	0	1	0	0	0	0	0	0	0	0	0	0	0	0
L.Carter	2	1	3	0	0	0	0	0	0	1	0	0	0	0	0	0	0	0	0	0	0
G.Jarrett	2	0	2	0	0	0	2	0	0	0	0	0	0	0	0	0	0	0	0	0	0
J.Bates	2	0	2	0	0	0	0	0	1	0	0	0	0	0	0	0	0	0	0	0	0
K.King	2	0	2	0	0	0	0	0	0	0	0	0	0	0	0	0	0	0	0	0	0
K.Street	1	1	2	1	7	1	1	0	0	0	0	0	0	0	0	0	0	0	0	0	0
J.Simmons	0	2	2	0	0	0	0	0	1	0	0	0	0	0	0	0	0	0	0	0	0
E.Goldman	0	2	2	0	0	0	0	0	0	0	0	0	0	0	0	0	0	0	0	0	0
D.Harris	0	2	2	0	0	0	0	0	0	0	0	0	0	0	0	0	0	0	0	0	0
B.Dorlus	1	0	1	0	0	0	0	0	0	0	0	0	0	0	0	0	0	0	0	0	0
T.Andersen	0	1	1	0	0	0	0	0	0	0	0	0	0	0	0	0	0	0	0	0	0
Z.Harrison	0	1	1	0	0	0	0	0	0	0	0	0	0	0	0	0	0	0	0	0	0
M.Judon	0	0	0	0	0	0	1	0	0	0	0	0	0	0	0	0	0	0	0	0	0
T.Allgeier	0	0	0	0	0	0	0	0	0	0	0	0	0	0	0	0	1	0	0	0	0
D.Dalman	0	0	0	0	0	0	0	0	0	0	0	0	0	0	0	0	0	0	0	0	1
<b>Total</b>	<b>26</b>	<b>21</b>	<b>47</b>	<b>5</b>	<b>19</b>	<b>5</b>	<b>8</b>	<b>0</b>	<b>6</b>	<b>2</b>	<b>1</b>	<b>0</b>	<b>0</b>	<b>0</b>	<b>0</b>	<b>0</b>	<b>1</b>	<b>0</b>	<b>0</b>	<b>0</b>	<b>1</b>





# First Quarter

12/1/2024

## Play By Play

ATL wins toss, elects to Receive, and LAC elects to defend the East goal.

C.Dicker kicks 65 yards from LAC 35 to end zone, Touchback to the ATL 30.

### Atlanta Falcons at 15:00

1-10-ATL 30	(15:00) B.Robinson right tackle to ATL 45 for 15 yards (T.Jefferson).	R1
<u>1-10-ATL 45</u>	(14:35) (No Huddle) B.Robinson right end to ATL 45 for no gain (T.Jefferson).	
2-10-ATL 45	(14:13) (No Huddle, Shotgun) K.Cousins pass short right to D.London to LAC 43 for 12 yards (D.James; K.Fulton).	P2
<u>1-10-LAC 43</u>	(13:38) (Shotgun) B.Robinson right tackle to LAC 38 for 5 yards (D.James; D.Henley).	
2-5-LAC 38	(13:02) (Shotgun) K.Cousins pass short right to R.McCloud to LAC 37 for 1 yard (T.Jefferson).	
3-4-LAC 37	(12:22) (Shotgun) B.Robinson left tackle to LAC 33 for 4 yards (T.Dye).	R3
<u>1-10-LAC 33</u>	(11:44) K.Cousins pass short right to T.Allgeier to LAC 27 for 6 yards (T.Dye; D.James).	
2-4-LAC 27	(11:08) (Shotgun) T.Allgeier left tackle to LAC 24 for 3 yards (D.James).	
3-1-LAC 24	(10:38) K.Cousins left guard to LAC 21 for 3 yards (D.Henley).	R4
<u>1-10-LAC 21</u>	(10:03) (Shotgun) B.Robinson right end to LAC 21 for no gain (T.Dye).	
2-10-LAC 21	(9:24) (Shotgun) K.Cousins pass short right to B.Robinson to LAC 17 for 4 yards (T.Dye).	
3-6-LAC 17	(8:45) (Shotgun) K.Cousins pass incomplete short middle to D.Mooney.	
4-6-LAC 17	(8:37) Y.Koo 35 yard field goal is No Good, Wide Right, Center-L.McCullough, Holder-B.Pinion.	

Timeout at 08:33.

### Los Angeles Chargers at 8:33

1-10-LAC 25	(8:33) G.Edwards left tackle to LAC 27 for 2 yards (E.Goldman; N.Landman).	
2-8-LAC 27	(7:58) (Shotgun) J.Herbert pass short right to L.McConkey to LAC 29 for 2 yards (C.Phillips).	
3-6-LAC 29	(7:27) (Shotgun) <i>PENALTY on ATL-A.Ebiketie, Neutral Zone Infraction, 5 yards, enforced at LAC 29 - No Play.</i>	
3-1-LAC 34	(7:07) H.Haskins left guard to LAC 33 for -1 yards (L.Carter). FUMBLES (L.Carter), RECOVERED by ATL-C.Phillips at LAC 34. C.Phillips to LAC 29 for 5 yards (J.Herbert). <i>Penalty on LAC, Illegal Formation, declined.</i>	

### Atlanta Falcons at 7:00

1-10-LAC 29	(7:00) (Shotgun) K.Cousins pass short right to B.Robinson to LAC 26 for 3 yards (T.Dye).	
2-7-LAC 26	(6:23) (Shotgun) K.Cousins pass short middle to D.London to LAC 9 for 17 yards (T.Jefferson).	P5
<u>1-9-LAC 9</u>	(5:51) B.Robinson right end to LAC 8 for 1 yard (T.Jefferson).	
2-8-LAC 8	(5:11) (Shotgun) K.Cousins pass short left to B.Robinson pushed ob at LAC 4 for 4 yards (T.Still; D.James). <i>PENALTY on LAC-K.Fulton, Defensive Holding, 4 yards, enforced at LAC 8 - No Play.</i>	X6
<u>1-4-LAC 4</u>	(4:42) (Shotgun) B.Robinson left guard to LAC 2 for 2 yards (T.Jefferson; T.Tart).	
2-2-LAC 2	<b>(4:04) (Shotgun) B.Robinson left end for 2 yards, TOUCHDOWN.</b> Y.Koo extra point is GOOD, Center-L.McCullough, Holder-B.Pinion.	R7

Timeout at 03:59.

**LAC 0 ATL 7, 5 plays, 29 yards, 1 penalty, 3:01 drive, 11:01 elapsed**

B.Pinion kicks 65 yards from ATL 35 to end zone, Touchback to the LAC 30.

### Los Angeles Chargers at 3:59

1-10-LAC 30	(3:59) (Shotgun) J.Herbert pass deep left to L.McConkey to ATL 21 for 49 yards (C.Phillips; A.Terrell). FUMBLES (C.Phillips), touched at ATL 22, recovered by LAC-D.Davis at ATL 20.	P1
<u>1-10-ATL 20</u>	(3:09) (Shotgun) K.Vidal left end to ATL 18 for 2 yards (J.Simmons; D.Harris).	
2-8-ATL 18	(2:27) (Shotgun) J.Herbert sacked at ATL 27 for -9 yards (K.Elliss).	
3-17-ATL 27	(1:49) (Shotgun) J.Herbert pass incomplete short middle to L.McConkey (D.Alford).	
4-17-ATL 27	<b>(1:43) C.Dicker 45 yard field goal is GOOD, Center-J.Harris, Holder-J.Scott.</b>	

Timeout at 01:39.

**LAC 3 ATL 7, 5 plays, 43 yards, 2:20 drive, 13:21 elapsed**

C.Dicker kicks 65 yards from LAC 35 to end zone, Touchback to the ATL 30.

### Atlanta Falcons at 1:39

1-10-ATL 30	(1:39) K.Cousins pass short right to B.Robinson to ATL 41 for 11 yards (D.James).	P8
<u>1-10-ATL 41</u>	(:56) (Shotgun) B.Robinson left tackle to ATL 48 for 7 yards (T.Still; E.Molden).	
2-3-ATL 48	(:23) B.Robinson right tackle to LAC 46 for 6 yards (M.Fox; T.Jefferson).	R9

Los Angeles Chargers vs Atlanta Falcons at Mercedes-Benz Stadium

END OF QUARTER

	Time	First Downs				Efficiencies		
Score	Poss	R	P	X	T	3 Down	4 Down	
Los Angeles Chargers	3	3:53	0	1	0	1	0/2	0/0
Atlanta Falcons	7	11:07	5	3	1	9	2/3	0/0

# Second Quarter

## Play By Play

Atlanta Falcons continued.

1-10-LAC 46 (15:00) K.Cousins pass deep left intended for D.London INTERCEPTED by T.Still at LAC 29. T.Still to LAC 34 for 5 yards (T.Allgeier).

### Los Angeles Chargers at 14:52

1-10-LAC 34 (14:52) G.Edwards right tackle to LAC 37 for 3 yards (N.Landman; K.Elliss).

2-7-LAC 37 (14:17) (Shotgun) J.Herbert pass short left to Q.Johnston pushed ob at LAC 45 for 8 yards (L.Carter). P2

1-10-LAC 45 (13:38) J.Herbert pass deep left to L.McConkey to ATL 35 for 20 yards (J.Bates). P3

1-10-ATL 35 (13:00) (Shotgun) D.Davis left end to ATL 32 for 3 yards (D.Harris; K.Street).

2-7-ATL 32 (12:23) J.Herbert pass short right to T.Fisk pushed ob at ATL 31 for 1 yard (K.Elliss).

3-6-ATL 31 (11:53) (Shotgun) J.Herbert sacked at ATL 33 for -2 yards (A.Ebiketie).

4-8-ATL 33 **(11:14) C.Dicker 51 yard field goal is GOOD, Center-J.Harris, Holder-J.Scott.**

Timeout at 11:08.

**LAC 6 ATL 7, 7 plays, 33 yards, 3:44 drive, 3:52 elapsed**

C.Dicker kicks 65 yards from LAC 35 to end zone, Touchback to the ATL 30.

### Atlanta Falcons at 11:08

1-10-ATL 30 (11:08) (Shotgun) B.Robinson right tackle to ATL 34 for 4 yards (T.Tuipulotu; P.Ford).

2-6-ATL 34 (10:34) (Shotgun) K.Cousins pass short left to B.Robinson to ATL 39 for 5 yards (T.Tart).

3-1-ATL 39 (9:46) D.London right end to ATL 36 for -3 yards (D.James).

4-4-ATL 36 (9:00) B.Pinion punts 43 yards to LAC 21, Center-L.McCullough, fair catch by D.Davis.

Timeout at 08:53.

### Los Angeles Chargers at 8:53

1-10-LAC 21 (8:53) (Shotgun) G.Edwards left tackle to LAC 24 for 3 yards (G.Jarrett).

2-7-LAC 24 (8:14) (Shotgun) J.Herbert pass short right to L.McConkey to LAC 30 for 6 yards (D.Alford).

3-1-LAC 30 (7:31) J.Herbert left guard to LAC 32 for 2 yards (D.Onyemata). R4

1-10-LAC 32 (6:53) (Shotgun) K.Vidal left tackle to LAC 48 for 16 yards (J.Bates). R5

1-10-LAC 48 (6:11) (Shotgun) J.Herbert pass short right to L.McConkey to LAC 44 for -4 yards (A.Terrell).

2-14-LAC 44 (5:30) J.Herbert pass short left to L.McConkey to ATL 43 for 13 yards (A.Terrell) [G.Jarrett].

3-1-ATL 43 (4:53) J.Herbert left guard to ATL 41 for 2 yards (B.Dorlus). R6

1-10-ATL 41 (4:14) (Shotgun) J.Herbert pass short right to G.Edwards to ATL 40 for 1 yard (A.Ebiketie).

2-9-ATL 40 (3:29) (Shotgun) G.Edwards right guard to ATL 31 for 9 yards (L.Carter; N.Landman). R7

1-10-ATL 31 (2:48) *PENALTY on LAC-W.Dissly, False Start, 5 yards, enforced at ATL 31 - No Play.*

1-15-ATL 36 (2:25) (Shotgun) J.Herbert pass incomplete short left to S.Smartt (J.Simmons).

2-15-ATL 36 (2:19) (Shotgun) J.Herbert pass short left to L.McConkey to ATL 29 for 7 yards (D.Alford) [G.Jarrett].

Two-Minute Warning

3-8-ATL 29 (2:00) (Shotgun) J.Herbert pass short middle to L.McConkey to ATL 16 for 13 yards (D.Alford). P8

1-10-ATL 16 (1:18) (Shotgun) J.Herbert sacked at ATL 16 for 0 yards (A.Ebiketie).

Timeout #1 by ATL at 01:10.

2-10-ATL 16 (1:10) (Shotgun) J.Herbert pass incomplete short middle to W.Dissly (K.Elliss).

3-10-ATL 16 (1:06) (Shotgun) J.Herbert pass incomplete deep right to Q.Johnston (C.Phillips).

4-10-ATL 16 **(1:02) C.Dicker 34 yard field goal is GOOD, Center-J.Harris, Holder-J.Scott.**

Timeout at 00:58.

**LAC 9 ATL 7, 16 plays, 63 yards, 7:55 drive, 14:02 elapsed**

C.Dicker kicks 65 yards from LAC 35 to end zone, Touchback to the ATL 30.

### Atlanta Falcons at 0:58

1-10-ATL 30 (:58) (Shotgun) K.Cousins pass short right to D.London pushed ob at ATL 38 for 8 yards (D.James).

2-2-ATL 38 (:52) (Shotgun) K.Cousins pass short right to D.Mooney to ATL 49 for 11 yards (M.Maye). P10

1-10-ATL 49 (:35) (Shotgun) K.Cousins pass short left to B.Robinson pushed ob at 50 for 1 yard (D.Henley) [P.Ford].

2-9-50 (:28) (Shotgun) K.Cousins pass incomplete short middle to R.McCloud (K.Mack).

3-9-50 (:24) (Shotgun) K.Cousins pass incomplete deep left to D.Mooney.

4-9-50 (:19) B.Pinion punts 39 yards to LAC 11, Center-L.McCullough, fair catch by D.Davis.

### Los Angeles Chargers at 0:12



Los Angeles Chargers vs Atlanta Falcons at Mercedes-Benz Stadium

1-10-LAC 11 (:12) J.Herbert kneels to LAC 10 for -1 yards.

**END OF QUARTER**

	<b>Score</b>	<b>Time Poss</b>	<b>First Downs</b>				<b>Efficiencies</b>	
			<b>R</b>	<b>P</b>	<b>X</b>	<b>T</b>	<b>3 Down</b>	<b>4 Down</b>
<b>Los Angeles Chargers</b>	<b>9</b>	<b>11:51</b>	<b>4</b>	<b>3</b>	<b>0</b>	<b>7</b>	<b>3/5</b>	<b>0/0</b>
<b>Atlanta Falcons</b>	<b>7</b>	<b>3:09</b>	<b>0</b>	<b>1</b>	<b>0</b>	<b>1</b>	<b>0/2</b>	<b>0/0</b>

# Third Quarter

12/1/2024

## Play By Play

LAC elects to Receive, and ATL elects to defend the West goal.

B.Pinion kicks 65 yards from ATL 35 to end zone, Touchback to the LAC 30.

### Los Angeles Chargers at 15:00

- 1-10-LAC 30 (15:00) (Shotgun) J.Herbert pass short middle to J.Palmer to LAC 41 for 11 yards (C.Phillips). P9
- 1-10-LAC 41 (14:23) (Shotgun) K.Vidal left tackle to LAC 41 for no gain (K.Elliss, D.Onyemata).
- 2-10-LAC 41 (13:41) (Shotgun) J.Herbert pass incomplete short right to L.McConkey (J.Bates).
- 3-10-LAC 41 (13:34) (Shotgun) J.Herbert pass incomplete short right to Q.Johnston (A.Terrell).
- 4-10-LAC 41 (13:28) J.Scott punts 48 yards to ATL 11, Center-J.Harris, fair catch by A.Williams.

Timeout at 13:21.

### Atlanta Falcons at 13:21

- 1-10-ATL 11 (13:21) (Shotgun) T.Allgeier right end to ATL 15 for 4 yards (K.Mack).
- 2-6-ATL 15 (12:46) (Shotgun) K.Cousins pass short middle to R.McCloud to ATL 37 for 22 yards (K.Fulton; D.Henley). P11
- 1-10-ATL 37 (12:02) K.Cousins pass incomplete short right [J.Bosa].
- 2-10-ATL 37 (11:53) (Shotgun) K.Cousins pass incomplete short right to D.London [P.Ford].  
*PENALTY on LAC-D.Henley, Defensive Pass Interference, 5 yards, enforced at ATL 37 - No Play.* X12
- 1-10-ATL 42 (11:49) B.Robinson right tackle to ATL 46 for 4 yards (D.Henley; T.Dye).
- 2-6-ATL 46 (11:12) B.Robinson right tackle to LAC 40 for 14 yards (K.Fulton; D.Henley). R13
- 1-10-LAC 40 (10:34) (Shotgun) B.Robinson right guard to LAC 38 for 2 yards (P.Ford).
- 2-8-LAC 38 (10:00) (Shotgun) B.Robinson right guard to LAC 33 for 5 yards (D.Henley; T.Dye).  
*PENALTY on LAC-J.Bosa, Defensive Offside, 5 yards, enforced at LAC 38 - No Play.*
- 2-3-LAC 33 (9:40) (Shotgun) K.Cousins pass short right to C.Woerner to LAC 28 for 5 yards (M.Maye; D.Leonard). P14
- 1-10-LAC 28 (8:52) (Shotgun) T.Allgeier left guard to LAC 25 for 3 yards (K.Mack; T.Tart).
- 2-7-LAC 25 (8:13) (Shotgun) T.Allgeier left tackle to LAC 23 for 2 yards (T.Dye; P.Ford).
- 3-5-LAC 23 (7:32) (Shotgun) K.Cousins pass incomplete short middle to R.McCloud (P.Ford) [J.Taylor].
- 4-5-LAC 23 (7:28) **Y.Koo 41 yard field goal is GOOD, Center-L.McCullough, Holder-B.Pinion.**

Timeout at 07:23.

**LAC 9 ATL 10, 11 plays, 66 yards, 2 penalties, 5:58 drive, 7:37 elapsed**

B.Pinion kicks 65 yards from ATL 35 to end zone, Touchback to the LAC 30.

### Los Angeles Chargers at 7:23

- 1-10-LAC 30 (7:23) J.Herbert pass short right to S.Matlock to LAC 32 for 2 yards (C.Phillips).
- 2-8-LAC 32 (6:41) (Shotgun) *PENALTY on LAC-Z.Johnson, False Start, 4 yards, enforced at LAC 32 - No Play.*
- 2-12-LAC 28 (6:23) (Shotgun) J.Herbert sacked at LAC 21 for -7 yards (K.Street).
- 3-19-LAC 21 (5:39) (Shotgun) J.Herbert pass short right to L.McConkey to LAC 33 for 12 yards (T.Andersen; D.Alford).
- 4-7-LAC 33 (5:30) J.Scott punts 46 yards to ATL 21, Center-J.Harris. A.Williams to ATL 31 for 10 yards (S.Quarterman).

Timeout at 05:18.

### Atlanta Falcons at 5:18

- 1-10-ATL 31 (5:18) (Shotgun) B.Robinson right guard to ATL 36 for 5 yards (T.Dye).  
*PENALTY on LAC-O.Ogbonnia, Defensive Holding, 5 yards, enforced at ATL 36.* X15
- 1-10-ATL 41 (4:59) B.Robinson left tackle to ATL 46 for 5 yards (T.Dye; O.Ogbonnia). LAC-D.James was injured during the play.
- 2-5-ATL 46 (4:34) (Shotgun) B.Robinson left end pushed ob at ATL 49 for 3 yards (E.Molden).
- 3-2-ATL 49 (4:08) (Shotgun) B.Robinson left guard to 50 for 1 yard (T.Dye). **\*\* Injury Update: LAC-D.James has returned to the game.**
- 4-1-50 (3:46) (No Huddle, Shotgun) K.Cousins pass short left to D.Mooney pushed ob at LAC 45 for 5 yards (E.Molden). P16
- 1-10-LAC 45 (3:12) (Shotgun) B.Robinson left guard to LAC 42 for 3 yards (N.Niemann; D.James).
- 2-7-LAC 42 (2:36) (Shotgun) B.Robinson left tackle to LAC 40 for 2 yards (M.Fox).
- 3-5-LAC 40 (1:56) (Shotgun) K.Cousins pass incomplete deep left to D.London (K.Fulton).
- 4-5-LAC 40 (1:49) (Shotgun) **K.Cousins pass short right intended for D.Mooney INTERCEPTED by T.Still at LAC 39. T.Still for 61 yards, TOUCHDOWN.**

### Los Angeles Chargers at 1:39

TWO-POINT CONVERSION ATTEMPT. J.Herbert pass to J.Palmer is complete. ATTEMPT SUCCEEDS.

Timeout at 01:39.

**LAC 17 ATL 10, 0 plays, 61 yards, 0:00 drive, 13:21 elapsed**

**Los Angeles Chargers vs Atlanta Falcons at Mercedes-Benz Stadium**

C.Dicker kicks 65 yards from LAC 35 to end zone, Touchback to the ATL 30.

**Atlanta Falcons at 1:39**

- 1-10-ATL 30 (1:39) (Shotgun) K.Cousins pass incomplete deep left to D.London (E.Molden).
- 2-10-ATL 30 (1:33) (Shotgun) K.Cousins pass short left to R.McCloud to LAC 10 for 60 yards (T.Still; M.Maye).
- 1-10-LAC 10 (:50) (Shotgun) B.Robinson left tackle to LAC 8 for 2 yards (K.Mack).
- 2-8-LAC 8 (:16) (Shotgun) K.Cousins pass incomplete short middle to D.London (T.Dye).
- 3-8-LAC 8 (:11) (Shotgun) K.Cousins pass incomplete short left to K.Pitts.
- 4-8-LAC 8 (:07) **Y.Koo 26 yard field goal is GOOD, Center-L.McCullough, Holder-B.Pinion.**

P17

Timeout at 00:03.

**LAC 17 ATL 13, 6 plays, 62 yards, 1:36 drive, 14:57 elapsed**

B.Pinion kicks 65 yards from ATL 35 to end zone, Touchback to the LAC 30.

**Los Angeles Chargers at 0:03**

- 1-10-LAC 30 (:03) (Shotgun) G.Edwards right end to LAC 33 for 3 yards (N.Landman; Z.Harrison).

**END OF QUARTER**

		<b>Time</b>	<b>First Downs</b>				<b>Efficiencies</b>	
	<b>Score</b>	<b>Poss</b>	<b>R</b>	<b>P</b>	<b>X</b>	<b>T</b>	<b>3 Down</b>	<b>4 Down</b>
<b>Los Angeles Chargers</b>	<b>17</b>	<b>3:47</b>	<b>0</b>	<b>1</b>	<b>0</b>	<b>1</b>	<b>0/2</b>	<b>0/0</b>
<b>Atlanta Falcons</b>	<b>13</b>	<b>11:13</b>	<b>1</b>	<b>4</b>	<b>2</b>	<b>7</b>	<b>0/4</b>	<b>1/2</b>

# Fourth Quarter

12/1/2024

## Play By Play

Los Angeles Chargers continued.

- 2-7-LAC 33 (15:00) (Shotgun) J.Herbert pass short right to D.Davis to LAC 36 for 3 yards (G.Jarrett).
- 3-4-LAC 36 (14:17) (Shotgun) J.Herbert pass incomplete deep middle to L.McConkey [M.Judon].
- 4-4-LAC 36 (14:09) (Punt formation) J.Scott pass short right to S.Smartt pushed ob at LAC 39 for 3 yards (K.King).

### Atlanta Falcons at 14:04

- 1-10-LAC 39 (14:04) (Shotgun) B.Robinson right tackle to LAC 35 for 4 yards (P.Ford).
- 2-6-LAC 35 (13:32) B.Robinson right end to LAC 33 for 2 yards (T.Tart).
- 3-4-LAC 33 (12:50) (Shotgun) K.Cousins pass short middle to D.London to LAC 22 for 11 yards (E.Molden). P18
- 1-10-LAC 22 (12:09) (Shotgun) K.Cousins pass short middle to D.London to LAC 14 for 8 yards (T.Jefferson).
- 2-2-LAC 14 (11:34) (Shotgun) T.Allgeier left tackle to LAC 13 for 1 yard (T.Dye; D.James).
- 3-1-LAC 13 (10:58) T.Allgeier left end to LAC 14 for -1 yards (D.James).
- 4-2-LAC 14 (10:23) (Shotgun) K.Cousins pass short left to D.London pushed ob at LAC 9 for 5 yards (K.Fulton). P19
- 1-9-LAC 9 (9:52) B.Robinson left end to LAC 13 for -4 yards (D.Henley).
- 2-13-LAC 13 (9:15) (Shotgun) K.Cousins pass incomplete short left to K.Pitts.
- 3-13-LAC 13 (9:11) (Shotgun) K.Cousins pass deep middle intended for D.London INTERCEPTED by M.Maye at LAC -9. Touchback. The Replay Official reviewed the interception ruling, and the play was Upheld. The ruling on the field stands.

### Los Angeles Chargers at 9:03

- 1-10-LAC 20 (9:03) (Shotgun) G.Edwards right tackle to LAC 32 for 12 yards (D.Onyemata; J.Simmons). R10
- 1-10-LAC 32 (8:20) K.Vidal right guard to LAC 34 for 2 yards (E.Goldman; K.Elliss).
- 2-8-LAC 34 (7:35) (Shotgun) J.Herbert sacked at LAC 33 for -1 yards (D.Onyemata).
- 3-9-LAC 33 (6:51) (Shotgun) J.Herbert pass short right to Q.Johnston pushed ob at LAC 37 for 4 yards (K.King).
- 4-5-LAC 37 (6:19) J.Scott punts 52 yards to ATL 11, Center-J.Harris. A.Williams to ATL 25 for 14 yards (S.Smartt; N.Niemann).  
*PENALTY on ATL-N.Brooks, Offensive Holding, 5 yards, enforced at ATL 11.*

Timeout at 06:05.

### Atlanta Falcons at 6:05

- 1-10-ATL 6 (6:05) (Shotgun) B.Robinson left guard to ATL 10 for 4 yards (O.Ogbonnia; P.Ford).
- 2-6-ATL 10 (5:28) (Shotgun) K.Cousins pass short middle to R.McCloud to ATL 22 for 12 yards (K.Fulton). P20
- 1-10-ATL 22 (4:49) B.Robinson right tackle to ATL 31 for 9 yards (B.Dupree).
- 2-1-ATL 31 (4:14) (Shotgun) T.Allgeier right guard to ATL 33 for 2 yards (T.Dye; D.Henley). R21
- 1-10-ATL 33 (3:37) (Shotgun) K.Cousins pass short left to D.London to ATL 40 for 7 yards (T.Dye).
- 2-3-ATL 40 (3:01) (Shotgun) T.Allgeier left tackle to ATL 42 for 2 yards (T.Dye; D.Henley).
- 3-1-ATL 42 (2:26) R.McCloud left end to ATL 40 for -2 yards (E.Molden, D.Henley).

Two-Minute Warning

**\*\* Injury Update: LAC-L.McConkey return is Questionable.**

- 4-3-ATL 40 (2:00) (Shotgun) K.Cousins pass short left to B.Robinson to ATL 42 for 2 yards (D.Henley).  
*PENALTY on LAC-J.Taylor, Defensive Holding, 5 yards, enforced at ATL 40 - No Play.* X22
- 1-10-ATL 45 (1:52) (Shotgun) K.Cousins pass short left to D.London to LAC 44 for 11 yards (K.Fulton). P23
- 1-10-LAC 44 (1:31) (No Huddle, Shotgun) K.Cousins pass short left to D.Mooney to LAC 40 for 4 yards (K.Fulton).
- 2-6-LAC 40 (1:12) (No Huddle, Shotgun) K.Cousins pass short right to D.London pushed ob at LAC 33 for 7 yards (T.Still). P24
- 1-10-LAC 33 (1:06) (Shotgun) K.Cousins sacked at LAC 43 for -10 yards (T.Tart). FUMBLES (T.Tart) [T.Tart], recovered by ATL-D.Dalman at LAC 44.  
Timeout #1 by ATL at 00:59.
- 2-21-LAC 44 (:59) (Shotgun) K.Cousins pass short left to B.Robinson to LAC 35 for 9 yards (E.Molden).  
Timeout #2 by ATL at 00:52.
- 3-12-LAC 35 (:52) (Shotgun) K.Cousins pass incomplete deep right to D.London (T.Still).  
Timeout #1 by LAC at 00:47.
- 4-12-LAC 35 (:47) (Shotgun) K.Cousins pass short middle intended for D.London INTERCEPTED by D.James at LAC 24. D.James to LAC 26 for 2 yards.

### Los Angeles Chargers at 0:40

- 1-10-LAC 26 (:40) J.Herbert kneels to LAC 25 for -1 yards.  
Timeout #3 by ATL at 00:39.
- 2-11-LAC 25 (:39) J.Herbert kneels to LAC 24 for -1 yards.

Los Angeles Chargers vs Atlanta Falcons at Mercedes-Benz Stadium

END OF QUARTER

	Time	First Downs				Efficiencies	
Score	Poss	R	P	X	T	3 Down	4 Down
Los Angeles Chargers	17 4:34	1	0	0	1	0/2	0/1
Atlanta Falcons	13 10:26	1	5	1	7	1/5	1/2

# Miscellaneous Statistics Report

Los Angeles Chargers vs Atlanta Falcons  
12/1/2024 at Mercedes-Benz Stadium

## Ten Longest Plays for Los Angeles Chargers

Yards	Qtr	Play Start	Play Description
50	1	1-10-LAC 30	(3:59) (Shotgun) J.Herbert pass deep left to L.McConkey to ATL 21 for 49 yards (C.Phillips; A.Terrell). FUMBLES (C.Phillips), touched at ATL 22, recovered by LAC-D.Davis at ATL 20.
20	2	1-10-LAC 45	(13:38) J.Herbert pass deep left to L.McConkey to ATL 35 for 20 yards (J.Bates).
16	2	1-10-LAC 32	(6:53) (Shotgun) K.Vidal left tackle to LAC 48 for 16 yards (J.Bates).
13	2	2-14-LAC 44	(5:30) J.Herbert pass short left to L.McConkey to ATL 43 for 13 yards (A.Terrell) [G.Jarrett].
13	2	3-8-ATL 29	(2:00) (Shotgun) J.Herbert pass short middle to L.McConkey to ATL 16 for 13 yards (D.Alford).
12	3	3-19-LAC 21	(5:39) (Shotgun) J.Herbert pass short right to L.McConkey to LAC 33 for 12 yards (T.Andersen; D.Alford).
12	4	1-10-LAC 20	(9:03) (Shotgun) G.Edwards right tackle to LAC 32 for 12 yards (D.Onyemata; J.Simmons).
11	3	1-10-LAC 30	(15:00) (Shotgun) J.Herbert pass short middle to J.Palmer to LAC 41 for 11 yards (C.Phillips).
9	2	2-9-ATL 40	(3:29) (Shotgun) G.Edwards right guard to ATL 31 for 9 yards (L.Carter; N.Landman).
8	2	2-7-LAC 37	(14:17) (Shotgun) J.Herbert pass short left to Q.Johnston pushed ob at LAC 45 for 8 yards (L.Carter).

## Ten Longest Plays for Atlanta Falcons

Yards	Qtr	Play Start	Play Description
60	3	2-10-ATL 30	(1:33) (Shotgun) K.Cousins pass short left to R.McCloud to LAC 10 for 60 yards (T.Still; M.Maye).
22	3	2-6-ATL 15	(12:46) (Shotgun) K.Cousins pass short middle to R.McCloud to ATL 37 for 22 yards (K.Fulton; D.Henley).
17	1	2-7-LAC 26	(6:23) (Shotgun) K.Cousins pass short middle to D.London to LAC 9 for 17 yards (T.Jefferson).
15	1	1-10-ATL 30	(15:00) B.Robinson right tackle to ATL 45 for 15 yards (T.Jefferson).
14	3	2-6-ATL 46	(11:12) B.Robinson right tackle to LAC 40 for 14 yards (K.Fulton; D.Henley).
12	1	2-10-ATL 45	(14:13) (No Huddle, Shotgun) K.Cousins pass short right to D.London to LAC 43 for 12 yards (D.James; K.Fulton).
12	4	2-6-ATL 10	(5:28) (Shotgun) K.Cousins pass short middle to R.McCloud to ATL 22 for 12 yards (K.Fulton).
11	1	1-10-ATL 30	(1:39) K.Cousins pass short right to B.Robinson to ATL 41 for 11 yards (D.James).
11	2	2-2-ATL 38	(:52) (Shotgun) K.Cousins pass short right to D.Mooney to ATL 49 for 11 yards (M.Maye).
11	4	3-4-LAC 33	(12:50) (Shotgun) K.Cousins pass short middle to D.London to LAC 22 for 11 yards (E.Molden).

## Touchdown Scoring Information

		Offense	Defense	Special Teams
<b>VISITOR</b>	Los Angeles Chargers	0	1	0
<b>HOME</b>	Atlanta Falcons	1	0	0

## Player Scoring Information

Club	Player	TD	Rush TD	Rec TD	KO TD	Punt TD	Int TD	Fum TD	Misc TD	FG	XP	2Pt Rush	2Pt Rec	Sfty	Points
LAC	C.Dicker	0	0	0	0	0	0	0	0	3	0	0	0	0	9
LAC	T.Still	0	0	0	0	0	1	0	0	0	0	0	0	0	6
LAC	J.Palmer	0	0	0	0	0	0	0	0	0	0	0	1	0	2
ATL	Y.Koo	0	0	0	0	0	0	0	0	2	1	0	0	0	7
ATL	B.Robinson	0	1	0	0	0	0	0	0	0	0	0	0	0	6

## Possession Detail

	First Half		Second Half		Game	
	Visitor	Home	Visitor	Home	Visitor	Home
Largest Lead	2	7	7	1	7	7
Drives Leading	1	2	4	1	5	3
Time of Possession Leading	0:12	4:02	6:16	3:39	6:28	7:41
Largest Deficit	-7	-2	-1	-7	-7	-7
Drives Trailing	3	1	1	4	4	5
Time of Possession Trailing	13:59	0:46	2:05	18:00	16:04	18:46
Times Score Tied Up		0		0		0
Lead Changes		2		2		4

# Playtime Percentage

Percent of playtime per player on offense, defense and special teams (Unofficial)

## Los Angeles Chargers

## Atlanta Falcons

		Los Angeles Chargers				Atlanta Falcons							
		Offense	Defense	Special Teams				Offense	Defense	Special Teams			
J.Alt	T	46	100%	3	14%	C.Lindstrom	G	81	100%	4	18%		
R.Slater	T	46	100%	3	14%	Ja.Matthews	T	81	100%	4	18%		
Z.Johnson	G	46	100%	3	14%	K.McGary	T	81	100%	4	18%		
J.Herbert	QB	46	100%			M.Bergeron	G	81	100%	4	18%		
B.Bozeman	C	46	100%			K.Cousins	QB	81	100%				
T.Pipkins	T	44	96%	3	14%	D.Dalman	C	81	100%				
Q.Johnston	WR	31	67%			D.London	WR	80	99%				
W.Dissly	TE	29	63%			R.McCloud	WR	77	95%	5	23%		
J.Palmer	WR	29	63%			D.Mooney	WR	76	94%				
L.McConkey	WR	29	63%			B.Robinson	RB	61	75%				
G.Edwards	RB	24	52%			C.Woerner	TE	47	58%	15	68%		
T.Fisk	TE	20	43%	9	41%	K.Pitts	TE	33	41%				
S.Matlock	FB	15	33%	8	36%	T.Allgeier	RB	24	30%	15	68%		
J.Reagor	WR	13	28%	4	18%	K.Hodge	WR	6	7%	10	45%		
D.Davis	WR	12	26%	6	27%	R.Dwellely	TE	1	1%	7	32%		
K.Vidal	RB	12	26%			C.Phillips	CB		46	100%	3	14%	
H.Haskins	RB	7	15%	13	59%	A.Terrell	CB		46	100%			
S.Smartt	TE	7	15%	9	41%	J.Bates	FS		46	100%			
J.Salyer	G	2	4%	3	14%	J.Simmons	FS		46	100%			
D.Chark	WR	2	4%			K.Elliss	LB		46	100%			
E.Molden	CB		81	100%	5	23%	G.Jarrett	DT		36	78%		
D.James	SS		80	99%	1	5%	D.Alford	CB		29	63%		
D.Henley	LB		78	96%	5	23%	D.Onyemata	DT		25	54%	3	14%
K.Fulton	CB		76	94%			L.Carter	LB		25	54%		
T.Still	CB		72	89%	3	14%	D.Harris	DE		24	52%	5	23%
T.Dye	LB		62	77%	13	59%	M.Judon	LB		24	52%		
J.Bosa	DE		59	73%			E.Goldman	NT		21	46%	3	14%
K.Mack	DE		57	70%			A.Ebiketie	LB		19	41%	4	18%
T.Jefferson	SS		54	67%	6	27%	N.Landman	LB		17	37%		
P.Ford	DE		46	57%	4	18%	T.Andersen	LB		16	35%	6	27%
M.Fox	DT		37	46%	5	23%	K.Street	DT		12	26%	3	14%
O.Ogbonnia	DT		35	43%	4	18%	Z.Harrison	DE		11	24%	7	32%
T.Tuipulotu	DE		32	40%	19	86%	B.Dorlus	DE		10	22%		
T.Tart	DT		32	40%	4	18%	K.King	CB		6	13%	11	50%
J.Taylor	CB		26	32%	15	68%	D.Malone	LB		1	2%	18	82%
B.Dupree	LB		22	27%	1	5%	A.Williams	RB			18	82%	
M.Maye	FS		21	26%			R.Grant	SS			18	82%	
D.Leonard	CB		14	17%	16	73%	J.Woods	LB			16	73%	
J.Eboigbe	DE		4	5%	6	27%	N.Brooks	CB			13	59%	
N.Niemann	LB		3	4%	19	86%	B.Pinion	P			10	45%	
S.Quarterman	LB				14	64%	A.Hamilton	CB			9	41%	
D.Bootle	CB				10	45%	L.McCullough	LS			6	27%	
C.Dicker	K				8	36%	Cas.Washington	WR			5	23%	
J.Harris	LS				7	32%	K.Hinton	G			4	18%	
J.Scott	P				7	32%							

S.Mustipher	C	3	14%	Y.Koo	K	4	18%
F.Sarell	T	3	14%	R.Neuzil	C	4	18%
				S.Norton	T	4	18%