



BOLT UP
los angeles chargers football



GAME RELEASE



vs.



WEEK 7 | MON. OCT. 21 | 6:00 PM PT

GAME RELEASE

213.719.6600 | Chargers.com | @Chargers



Josh.Rupprecht@Chargers.NFL.com | Jennifer.Rojas@Chargers.NFL.com

Lauren.Georgeson@Chargers.NFL.com | Brock.Anderson@Chargers.NFL.com

Leonie.Strehl@Chargers.NFL.com | Ricky.Martinez@Chargers.NFL.com

CHARGERS PLAY CARDINALS IN PRIMETIME

The Los Angeles Chargers head to the desert for the team's first prime-time matchup of the season, facing off with the Arizona Cardinals in Week 7. Kickoff from State Farm Stadium on Mon., Oct. 21 is at 6:00 p.m. PT. Chris Fowler, Dan Orlovsky, Louis Riddick and Laura Rutledge have the call on ESPN+, while Matt "Money" Smith, Daniel Jeremiah and Shannon Farren will broadcast on the Chargers Radio Network airwaves on ALT FM-98.7 as well as on SiriusXM 85 or 228 and on the SiriusXM app. Adrian Garcia-Marquez and Francisco Pinto will present the game in Spanish on Que Buena Los Angeles.

The Chargers hold an 11-4 (.733) all-time advantage against Arizona. Los Angeles has won five of the last six games, including a 25-24 come-from-behind victory in 2022. The Week 7 matchup marks the third-ever Monday night contest between the teams and the first since 2014.

Los Angeles sports one of the NFL's top defenses in 2024, leading the NFL in scoring defense by allowing just 13.2 points per game and ranking inside the top-10 in total defense (sixth), rushing defense (sixth) and passing defense (eighth). The unit has nine takeaways this season, as the Bolts have a plus-seven turnover differential to rank tied for third in the NFL. In the Week 6 win over Denver, quarterback **Justin Herbert** threw for a season-high 237 yards and connected with rookie running back **Kimani Vidal** on a 38-yard touchdown. Running back **J.K. Dobbins** ranks second in the AFC with 438 rushing yards this season.

Arizona enters the Week 7 contest with a 2-4 record. Offensively, quarterback Kyler Murray has thrown for 1,186 yards and eight touchdowns while also running for another 261 yards and a score. Running back James Conner leads the team with 403 rushing yards and three scores. Rookie wide receiver Marvin Harrison Jr., has a team-high four receiving scores, while tight end Trey McBride leads the team with 28 catches and 271 yards. Defensively, linebacker Dennis Gardeck has an interception and team-best 3.0 sacks.

The Chargers return home for Week 8, squaring off with the New Orleans Saints. Kickoff from SoFi Stadium on Sun., Oct. 27 is slated for 1:05 p.m. PT.

BY THE NUMBERS

13.2 The Los Angeles defense has allowed just 13.2 points per game this season, the best by any NFL team in 2024.

+7 The Bolts have nine takeaways this season compared to just two giveaways, a plus-seven turnover margin that ranks tied for No. 3 in the NFL. Los Angeles' two giveaways are tied for the fewest in the league this season.

ON THE CALL

TELEVISION: ESPN+
Play-by-play: Chris Fowler
Analyst: Dan Orlovsky & Louis Riddick
Sideline: Laura Rutledge

CHARGERS RADIO: ALT FM-98.7
Play-by-play: Matt "Money" Smith
Analyst: Daniel Jeremiah
Sideline: Shannon Farren

NATIONAL RADIO: WESTWOOD ONE **SPANISH RADIO: QUE BUENA**
Play-by-play: Kevin Kugler
Analyst: Kurt Warner

LOS ANGELES (FM-105.5/94.3)
Play-by-play: Adrian Garcia-Marquez
Analyst: Francisco Pinto

CHARGERS MOBILE APP: Official team news, full game stats and live press conferences are available on the Chargers mobile app. For more details, visit Chargers.com/app.

2024 CHARGERS SCHEDULE

PRESEASON (1-2)

Wk	Date	Opponent	TV	Result
1	Sat., Aug. 10	SEATTLE	CBS LA	L, 16-3
2	Sat., Aug. 17	L.A. RAMS	CBS LA	L, 13-9
3	Sat., Aug. 24	at Dallas	CBS LA	W, 26-19

REGULAR SEASON (3-2)

Wk	Date	Opponent	TV	Time*/Res.
1	Sun., Sept. 8	LAS VEGAS	CBS	W, 22-10
2	Sun., Sept. 15	at Carolina	CBS	W, 26-3
3	Sun., Sept. 22	at Pittsburgh	CBS	L, 20-10
4	Sun., Sept. 29	KANSAS CITY	CBS	L, 17-10
5	—	BYE	—	—
6	Sun., Oct. 13	at Denver	CBS	W, 23-16
7	Mon., Oct. 21	at Arizona	ESPN+	6:00 p.m.
8	Sun., Oct. 27	NEW ORLEANS	FOX	1:05 p.m.
9	Sun., Nov. 3	at Cleveland	CBS	10:00 a.m.
10	Sun., Nov. 10	TENNESSEE	FOX	1:05 p.m.
11	Sun., Nov. 17	CINCINNATI	CBS	1:25 p.m.
12	Mon., Nov. 25	BALTIMORE	ESPN	5:15 p.m.
13	Sun., Dec. 1	at Atlanta	CBS	10:00 a.m.
14	Sun., Dec. 8	at Kansas City	NBC	5:20 p.m.
15	Sun., Dec. 15	TAMPA BAY	FOX	1:25 p.m.
16	Sun., Dec. 22	DENVER	FOX	1:05 p.m.
17	TBD	at New England	TBD	TBD
18	TBD	at Las Vegas	TBD	TBD

**All Times Pacific*
HOME GAMES IN CAPS

2024 AFC WEST STANDINGS

Team	W	L	T	Pct.	PF	PA
Kansas City	5	0	0	1.000	118	85
L.A. Chargers	3	2	0	.600	91	66
Denver	3	3	0	.500	112	96
Las Vegas	2	4	0	.333	109	163

RELEASE INDEX

Content	Page	Content	Page
The 2024 Schedule	2	Khalil Mack Notes	23
Cardinals Series History . . .	3	Joey Bosa Notes	26
Monday Night History	4	Cameron Dicker Notes	28
The Matchup	6	Other Player Notes	30
Connections	8	Career Stats vs. Cardinals . . .	31
Assistant Coaches	9	2024 Stats	34
Team Notes	10	Game Summaries	36
Justin Herbert Notes	12	Rosters & Transactions	39
J.K. Dobbins Notes	20	Media Information	47
Derwin James Jr. Notes	21		

BREAKING DOWN THE 2024 SCHEDULE

SERIES BREAKDOWN	2024 RECORD	NOTES
 <p>ALL-TIME: 59-68-2 HOME: 31-33-1 AWAY: 28-35-1 LAST: W, 22-10 – 2024 vs. Raiders</p>	<p>OVERALL: 2-4-0 HOME: 1-2-0 AWAY: 1-2-0 STANDING: 4th AFC West</p>	<p>The Chargers have won 15 of the past 21 home contests against the Raiders and defeated the Raiders in 12 of the last 20 road games. Los Angeles beat the Raiders at SoFi Stadium last season behind Khalil Mack's single-game franchise-record six sacks.</p>
 <p>ALL-TIME: 2-6-0 HOME: 0-4-0 AWAY: 2-2-0 LAST: W, 26-3 – 2024 at Panthers</p>	<p>OVERALL: 1-5-0 HOME: 0-3-0 AWAY: 1-2-0 STANDING: 4th NFC South</p>	<p>Los Angeles heads to Carolina to play the Panthers for just the fourth time in history and first since 2016. In the last matchup, a home game against Carolina in 2020, Justin Herbert made his second career start and threw for 330 yards, becoming the third player in NFL history to top 300 passing yards in each of his first two career starts.</p>
 <p>ALL-TIME: 9-24-0 HOME: 7-9-0 AWAY: 2-15-0 LAST: L, 20-10 – 2024 at Steelers</p>	<p>OVERALL: 4-2-0 HOME: 1-1-0 AWAY: 3-1-0 STANDING: 2nd AFC North</p>	<p>The Bolts have won three of the last five bouts in the series, including the 2021 <i>Sunday Night Football</i> come-from-behind victory at home by four points where Justin Herbert become the first player in NFL history to throw for 350 yards and run for 90 in the same game.</p>
 <p>ALL-TIME: 57-70-1 HOME: 31-32-1 AWAY: 26-38-0 LAST: L, 17-10 – 2024 vs. Chiefs</p>	<p>OVERALL: 5-0-0 HOME: 3-0-0 AWAY: 2-0-0 STANDING: 1st AFC West</p>	<p>The Chargers have an all-time regular-season home record against the Chiefs of 31-31-1, with the last five matchups being decided by one score. The Chargers have won two of the last four road games against the Chiefs, including back-to-back wins in 2020 and 2021.</p>
 <p>ALL-TIME: 56-72-1 HOME: 37-27-0 AWAY: 19-45-1 LAST: W, 23-16 – 2024 at Broncos</p>	<p>OVERALL: 3-3-0 HOME: 1-2-0 AWAY: 2-1-0 STANDING: 3rd AFC West</p>	<p>The Bolts hold a 37-27 regular-season home record against the Broncos. In the 2022 home game on <i>Monday Night Football</i>, Los Angeles beat Denver in overtime, 19-16. 11 of the last 14 matchups in the Mile High City have been decided by one score, including six of them by less than seven points.</p>
 <p>ALL-TIME: 11-4-0 HOME: 7-1-0 AWAY: 4-3-0 LAST: W, 25-24 – 2022 at Cardinals</p>	<p>OVERALL: 2-4-0 HOME: 1-2-0 AWAY: 1-2-0 STANDING: 3rd NFC West</p>	<p>The Chargers hold a 11-4 (.733) all-time advantage against Arizona. Los Angeles has won five of the last six games, including a 25-24 come-from-behind victory in 2022. The Week 7 matchup marks the third-ever Monday night contest between the teams and the first since 2014.</p>
 <p>ALL-TIME: 7-6-0 HOME: 3-3-0 AWAY: 4-3-0 LAST: L, 30-27 (OT) – 2020 at Saints</p>	<p>OVERALL: 2-4-0 HOME: 1-2-0 AWAY: 1-2-0 STANDING: 3rd NFC South</p>	<p>The Chargers face the Saints for the 14th time in history, boasting a 7-6 all-time advantage. Typically high-scoring affairs, Los Angeles has eclipsed 25 points in five of the last six games. The late October matchup is the first home game for the Chargers between the teams since 2016.</p>
 <p>ALL-TIME: 19-9-1 HOME: 9-4-0 AWAY: 10-5-1 LAST: W, 30-28 – 2022 at Browns</p>	<p>OVERALL: 1-5-0 HOME: 0-2-0 AWAY: 1-3-0 STANDING: 4th AFC North</p>	<p>Winners of 14 of the last 18 matchups with Cleveland, the Chargers hold a 19-9-1 advantage in the regular-season series against the Browns. Los Angeles won the last matchup in Cleveland in 2022, 30-28, and is undefeated in all 14 games in the series when scoring 25 points.</p>
 <p>ALL-TIME: 28-16-1 HOME: 19-3-1 AWAY: 9-13-0 LAST: L, 27-24 (OT) – 2023 at Titans</p>	<p>OVERALL: 1-4-0 HOME: 0-3-0 AWAY: 1-1-0 STANDING: 3rd AFC South</p>	<p>The Chargers are 28-16-1 (0.636) against the former AFL West rival. Los Angeles has won 11 of the past 14 games overall, eight straight as the home team. In the eight-straight home wins, the Bolts average 30.8 points and 401.3 net yards per game.</p>
 <p>ALL-TIME: 22-14-0 HOME: 11-7-0 AWAY: 11-7-0 LAST: W, 41-22 – 2021 at Bengals</p>	<p>OVERALL: 2-4-0 HOME: 0-3-0 AWAY: 2-1-0 STANDING: 3rd AFC North</p>	<p>The game will be the first home matchup for the Chargers against the Bengals since a 26-21 victory in 2018. The Bolts have won three-straight games against Cincinnati, including a 19-point victory in 2021 that saw Justin Herbert throw for 317 yards and three touchdowns, registering a 118.4 passer rating.</p>
 <p>ALL-TIME: 5-9-0 HOME: 4-5-0 AWAY: 1-4-0 LAST: L, 20-10 – 2023 vs. Ravens</p>	<p>OVERALL: 4-2-0 HOME: 2-1-0 AWAY: 2-1-0 STANDING: 1st AFC North</p>	<p>The Chargers host the Ravens for the second-straight season, this time featuring brothers at the helm – Los Angeles Head Coach Jim Harbaugh and Baltimore Head Coach John Harbaugh. Last year, the Chargers and Ravens were also on primetime, squaring off on <i>Sunday Night Football</i>.</p>
 <p>ALL-TIME: 4-8-0 HOME: 1-6-0 AWAY: 3-2-0 LAST: W, 20-17 – 2022 at Falcons</p>	<p>OVERALL: 4-2-0 HOME: 2-2-0 AWAY: 2-0-0 STANDING: 1st NFC South</p>	<p>The Bolts have won each of the past three matchups against Atlanta by three points, including one in 2022 that saw Cameron Dicker make a game-winning kick as time expired, earning him AFC Special Teams Player of the Week honors. Nine of the 12 games in series history were decided by one score.</p>
 <p>ALL-TIME: 8-4-0 HOME: 3-2-0 AWAY: 5-2-0 LAST: L, 38-31 – 2020 at Buccaneers</p>	<p>OVERALL: 4-2-0 HOME: 2-1-0 AWAY: 2-1-0 STANDING: 2nd NFC South</p>	<p>With a regular-season record of 8-4 (.667) against the Buccaneers, the Bolts host Tampa Bay for the first time since 2016. Four of the past six games between the teams have been decided by one score. In the all-time series, the Chargers are 5-1 when scoring 25-plus points.</p>
 <p>ALL-TIME: 15-24-2 HOME: 6-12-1 AWAY: 10-12-1 LAST: W, 6-0 – 2023 at Patriots</p>	<p>OVERALL: 1-5-0 HOME: 0-3-0 AWAY: 1-2-0 STANDING: 4th AFC East</p>	<p>Los Angeles heads to New England for second-straight season, winning 6-0 last year for the team's first shutout since 2017. The Patriots hold a 24-15-2 advantage in the all-time series, with five of the last seven matchups having been decided by less than 10 points.</p>

CHARGERS-CARDINALS SERIES HISTORY

SERIES BREAKDOWN

All-Time Series Record	11-4 (.733)
Regular Season Series Record	11-4 (.733)
Chargers All-Time at Cardinals	4-3 (.571)
Current Streak	W, Two (2) game
Last Meeting	Nov. 27, 2022 at Ari. — W, 25-24
Longest Chargers Win Streak	Four (4) games (1987-95)
Longest Cardinals Win Streak	Two (2) games (1998-2001)
Head Coach Jim Harbaugh vs. Cardinals	8-2 (.800)
Most Career GP vs. Cardinals	DL Poona Ford (10)

*Including years as a player

TEAM SUPERLATIVES AGAINST CARDINALS

Most Points Scored	45 — Nov. 25, 2018 vs. Ari.
Fewest Points Allowed	10 — Last: Nov. 25, 2018 vs. Ari.
Average Points Scored	26.1
Average Points Allowed	20.1
Most Points (Combined)	67 — Sept. 26, 1976 vs. StL
Fewest Points (Combined)	29 — Dec. 27, 1998 at Ari.
Largest Margin of Victory	35 — Nov. 25, 2018 vs. Ari.
Most Total Net Yards	451 — Sept. 26, 1976 vs. StL
Fewest Total Net Yards Allowed	134 — Oct. 3, 2010 vs. Ari.
Most First Downs	30 — Nov. 25, 2018 vs. Ari.
Fewest First Downs Allowed	10 — Nov. 25, 2018 vs. Ari.
Most Net Passing Yards	308 — Nov. 25, 2001 vs. Ari.
Fewest Net Passing Yards Allowed	87 — Nov. 25, 2018 vs. Ari.
Most Rushing Yards	206 — Sept. 26, 1976 vs. StL
Fewest Rushing Yards Allowed	25 — Dec. 27, 1998 at Ari.
Most Takeaways	5 — Last: Dec. 6, 1992 at Pho.
Fewest Giveaways	0 — Last: Nov. 27, 2022 at Ari.

ALL-TIME GAMES AGAINST CARDINALS

Date	Opponent	Result	Venue
Nov. 15, 1971	vs. St. Louis	W, 20-17	San Diego Stadium
Sept. 26, 1976	vs. St. Louis	W, 43-24	San Diego Stadium
Nov. 20, 1983	at St. Louis	L, 44-14	Busch Stadium
Sept. 20, 1987	vs. St. Louis	W, 28-24	Jack Murphy Stadium
Oct. 1, 1989	at Phoenix	W, 24-13	Sun Devil Stadium
Dec. 6, 1992	at Phoenix	W, 27-21	Sun Devil Stadium
Dec. 9, 1995	vs. Arizona	W, 28-25	Jack Murphy Stadium
Dec. 27, 1998	at Arizona	L, 16-13	Sun Devil Stadium
Nov. 25, 2001	vs. Arizona	L, 20-17	Qualcomm Stadium
Sept. 22, 2002	at Arizona	W, 23-15	Sun Devil Stadium
Dec. 31, 2006	vs. Arizona	W, 27-20	Qualcomm Stadium
Oct. 3, 2010	vs. Arizona	W, 41-10	Qualcomm Stadium
Sept. 8, 2014	at Arizona	L, 18-17	Univ. of Phoenix Stadium
Nov. 25, 2018	vs. Arizona	W, 45-10	StubHub Center
Nov. 27, 2022	at Arizona	W, 25-24	State Farm Stadium

MOST RECENT SINGLE-GAME HIGHS

Category	Date	Opp.	Player	No.
Completions	Nov. 27, 2022	at Ari.	J.Herbert	35
Comp. Pct.*	Nov. 25, 2018	vs. Ari.	P.Rivers	96.6
Passing Yards	Nov. 20, 1983	at St.L	E.Luther	338
Passing TDs	Sept. 26, 1976	vs. St.L	D.Fouts	4
Passer Rating*	Nov. 25, 2018	vs. Ari.	P.Rivers	138.4
Rushing Yards	Dec. 27, 1998	at Ari.	T.Fletcher	127
Rushing TDs	Nov. 25, 2018	vs. Ari.	M.Gordon	2
Receptions	Nov. 25, 2001	vs. Ari.	L.Tomlinson	13
Receiving Yards	Oct. 3, 2010	vs. Ari.	A.Gates	144
Receiving TDs	Nov. 25, 2018	vs. Ari.	M.Williams	3
Scrim. Yards	Nov. 15, 1971	vs. St.L	M.Montgomery	175
Scrim. TDs	Nov. 25, 2018	vs. Ari.	Gordon/Williams	3
Tackles	Dec. 31, 2006	vs. Ari.	D.Edwards	11
Sacks	Oct. 3, 2010	vs. Ari.	S.Phillips	4.0
Interceptions	Nov. 15, 1971	vs. St.L	B.Salter	2
FG Made	Oct. 3, 2010	vs. Ari.	N.Kaeding	2
Net Punt Avg.**	Nov. 25, 2001	vs. Ari.	D.Bennett	51.0

*Min. 20 Pass Attempts

**Min. Three Punts

CHARGERS MONDAY NIGHT FOOTBALL HISTORY

TEAM SUPERLATIVES ON MONDAY NIGHT

Most Points Scored 50 — Dec. 20, 1982 vs. Cin.
Fewest Points Allowed 0 — Sept. 11, 2006 at Oak.
Average Points Scored 23.7
Average Points Allowed 19.1
Most Points (Combined) 84 — Dec. 20, 1982 vs. Cin.
Fewest Points (Combined) 18 — Nov. 27, 1995 vs. Oak.
Largest Margin of Victory 33 — Dec. 4, 1978 vs. Chi.
Most Total Net Yards 661 — Dec. 20, 1982 vs. Cin.
Fewest Total Net Yards Allowed 112 — Dec. 4, 1978 vs. Chi.
Most First Downs 34 — Dec. 20, 1982 vs. Cin.
Fewest First Downs Allowed 7 — Dec. 4, 1978 vs. Chi.
Most Net Passing Yards 486 — Dec. 20, 1982 vs. Cin.
Fewest Net Passing Yards Allowed 32 — Dec. 4, 1978 vs. Chi.
Most Rushing Yards 249 — Dec. 15, 1975 vs. NYJ
Fewest Rushing Yards Allowed 41 — Sept. 22, 2008 vs. NYJ
Most Takeaways 5 — Dec. 17, 1979 vs. Den.
Fewest Giveaways 0 — Last: Nov. 6, 2023 at NYJ

MOST RECENT SINGLE-GAME HIGHS

Category	Date	Opp./Loc.	Player	No.
Completions	Oct. 17, 2022	vs. Den.	J.Herbert	37
Comp. Pct.*	Dec. 5, 2011	at Jax.	P.Rivers	78.6
Passing Yards	Dec. 20, 1982	vs. Cin.	D.Fouts	435
Passing TDs	Oct. 12, 2020	at N.O.	J.Herbert	4
Passer Rating*	Sept. 7, 1981	at Cle.	D.Fouts	157.1
Rushing Yards	Sept. 7, 1981	at Cle.	C.Muncie	161
Rushing TDs	Dec. 27, 1993	vs. Mia.	N.Means	3
Receptions	Oct. 27, 2003	vs. Mia.	L.Tomlinson	13
Receiving Yards	Dec. 20, 1982	vs. Cin.	W.Chandler	260
Receiving TDs	Oct. 12, 2020	at N.O.	M.Williams	2
Scrim. Yards	Dec. 20, 1982	vs. Cin.	W.Chandler	260
Scrim. TDs	Dec. 27, 1993	vs. Mia.	N.Means	3
Tackles	Oct. 12, 2020	at N.O.	K.White	15
Sacks	Sept. 11, 2006	at Oak.	S.Merriman	3.0
Interceptions	Nov. 27, 1995	vs. Oak.	D.Harper	3
FGs Made	Sept. 10, 2012	at Oak.	N.Kaeding	5
Net Punt Avg.**	Oct. 31, 2011	at K.C.	M.Scifres	56.0

*Min. 20 Pass Attempts

**Min. Three Punts

ALL-TIME MONDAY NIGHT GAMES

Date	Opponent	Result	Venue
Oct. 12, 1970	vs. Green Bay	L, 22-20	San Diego Stadium
Nov. 15, 1971	vs. St. Louis*	W, 20-17	San Diego Stadium
Nov. 13, 1972	vs. Cleveland	L, 21-17	San Diego Stadium
Dec. 15, 1975	vs. N.Y. Jets	W, 24-16	San Diego Stadium
Dec. 4, 1978	vs. Chicago	W, 40-7	San Diego Stadium
Dec. 17, 1979	vs. Denver	W, 17-7	San Diego Stadium
Dec. 22, 1980	vs. Pittsburgh	W, 26-17	Jack Murphy Stadium
Sept. 7, 1981	at Cleveland	W, 44-14	Cleveland Municipal Stad.
Nov. 16, 1981	at Seattle	L, 44-23	Kingdome
Dec. 21, 1981	vs. Oakland**	W, 23-10	Jack Murphy Stadium
Nov. 22, 1982	at L.A. Raiders**	L, 28-24	L.A. Memorial Coliseum
Dec. 20, 1982	vs. Cincinnati	W, 50-34	Jack Murphy Stadium
Sept. 12, 1983	at Kansas City	W, 17-14	Arrowhead Stadium
Oct. 31, 1983	vs. Washington	L, 27-24	Jack Murphy Stadium
Sept. 24, 1984	at L.A. Raiders**	L, 33-30	L.A. Memorial Coliseum
Oct. 29, 1984	vs. Seattle	L, 24-0	Jack Murphy Stadium
Dec. 3, 1984	vs. Chicago	W, 20-7	Jack Murphy Stadium
Oct. 28, 1985	at L.A. Raiders**	L, 34-21	L.A. Memorial Coliseum
Oct. 6, 1986	at Seattle	L, 33-7	Kingdome
Nov. 29, 1993	at Indianapolis	W, 31-0	Hoosier Dome
Dec. 27, 1993	vs. Miami	W, 45-20	Jack Murphy Stadium
Dec. 5, 1994	vs. L.A. Raiders**	L, 24-17	Jack Murphy Stadium
Oct. 9, 1995	at Kansas City	L, 29-23 (OT)	Arrowhead Stadium
Nov. 27, 1995	vs. Oakland**	W, 12-6	Jack Murphy Stadium
Oct. 21, 1996	vs. Oakland**	L, 23-14	Jack Murphy Stadium
Nov. 11, 1996	vs. Detroit	W, 27-21	Jack Murphy Stadium
Oct. 27, 2003	vs. Miami	L, 26-10	Sun Devil Stadium
Oct. 10, 2005	vs. Pittsburgh	L, 24-22	Qualcomm Stadium
Sept. 11, 2006	at Oakland**	W, 27-0	McAfee Coliseum
Dec. 24, 2007	vs. Denver	W, 23-3	Qualcomm Stadium
Sept. 22, 2008	vs. N.Y. Jets	W, 48-29	Qualcomm Stadium
Sept. 14, 2009	at Oakland**	W, 24-20	Oak-Alameda Co. Coliseum
Oct. 19, 2009	vs. Denver	L, 34-23	Qualcomm Stadium

CHARGERS MONDAY NIGHT FOOTBALL HISTORY

ALL-TIME MONDAY NIGHT GAMES

Date	Opponent	Result	Venue
Sept. 13, 2010	... at Kansas City	... L, 21-14	Arrowhead Stadium
Nov. 22, 2010	... vs. Denver	... W, 35-14	Qualcomm Stadium
Oct. 31, 2011	... at Kansas City	... L, 23-20 (OT)	Arrowhead Stadium
Dec. 5, 2011	... at Jacksonville	... W, 38-14	EverBank Field
Sept. 10, 2012	... at Oakland**	... W, 22-14	O.co Coliseum
Oct. 15, 2012	... vs. Denver	... L, 35-24	Qualcomm Stadium
Sept. 9, 2013	... vs. Houston	... L, 31-28	Qualcomm Stadium
Oct. 14, 2013	... vs. Indianapolis	... W, 19-9	Qualcomm Stadium
Sept. 8, 2014	... at Arizona	... L, 18-17	Univ. of Phoenix Stadium
Oct. 12, 2015	... vs. Pittsburgh	... L, 24-20	Qualcomm Stadium
Nov. 9, 2015	... vs. Chicago	... L, 22-19	Qualcomm Stadium

ALL-TIME MONDAY NIGHT GAMES

Date	Opponent	Result	Venue
Sept. 11, 2017	... at Denver	... L, 24-21	Sports Auth. Field at Mile High
Nov. 18, 2019	... vs. Kansas City	... L, 24-17	Estadio Azteca
Oct. 12, 2020	... at New Orleans	... L, 30-27 (OT)	Merc.-Benz Superdome
Oct. 4, 2021	... vs. Las Vegas**	... W, 28-14	SoFi Stadium
Oct. 17, 2022	... vs. Denver	... W, 19-16 (OT)	SoFi Stadium
Dec. 26, 2022	... at Indianapolis	... W, 20-3	Lucas Oil Stadium
Oct. 16, 2023	... vs. Dallas	... L, 20-17	SoFi Stadium
Nov. 6, 2023	... at N.Y. Jets	... W, 27-6	MetLife Stadium

**Known as St. Louis Cardinals (1960-87)
and Phoenix Cardinals (1988-93)*

***Known as Oakland Raiders (1960-81 and 1995-2019)
and Los Angeles Raiders (1982-94)*

THE MATCHUP

AT THE HELM



JIM HARBAUGH

Chargers Head Coach

Overall Record: 52-24-1 (.681)
 Reg. Season Record: 47-21-1 (.684)
 Postseason Record: 10-7 (.588)
 Record vs. ARI: 8-2 (.800)
 Road Record (Reg.): 23-12-1 (.653)

Hometown: Toledo, Oh.
 College: Michigan '87

Harbaugh brings with him a winning culture, posting a 144-52 record as a collegiate head coach and a 49-22-1 record as an NFL head coach. In four years, he led the San Francisco 49ers to three-straight NFC Championship Games, including an appearance in Super Bowl XLVII.

With a keen eye for talent and an ability to develop players, Harbaugh coached nine eventual first-round selections over his nine-season tenure at Michigan (2015-23). Over the course of his four seasons (2011-14) with San Francisco, Harbaugh coached 17 players to a combined 30 Pro Bowl selections — the second-most Pro Bowlers in the NFL in that time. Eight of those players were also recognized as first-team All-Pro selections from *The Associated Press*, including linebackers Patrick Willis (twice) and NaVorro Bowman (three times).

Prior to being a head coach in the NFL, Harbaugh spent four years at the helm at Stanford University (2007-10) and three at the University of San Diego (2004-06). He turned around a Stanford program that went 1-11 in 2006 and led the Cardinal to 29 wins over his four seasons in Palo Alto, Calif., including a 12-win season that culminated in an Orange Bowl victory in 2010. Harbaugh broke into the head coaching ranks at San Diego, leading the Toreros to a 29-6 record in three years.

Harbaugh played quarterback at the University of Michigan, finishing his career as one of the most efficient passers in college football history. He posted a 21-3-1 record as a starter for the Wolverines, earning first-team All-American honors and finishing third in voting for the Heisman Trophy in 1986. Harbaugh paced the nation in 1985 in passing efficiency rating, while his career passing efficiency rating ranked as the best in NCAA history for more than 12 years following his time at Michigan.



JONATHAN GANNON

Cardinals Head Coach

Overall Record: 6-17 (.261)
 Reg. Season Record: 6-17 (.261)
 Postseason Record: 0-0 (.000)
 Record vs. LAC: 0-0 (.000)
 Home Record (Reg.): 3-8 (.273)

Hometown: Cleveland, Ohio
 College: Louisville ('06)

Jonathan Gannon was named Arizona's head coach on February 14, 2023 when he signed a five-year contract. The 41-year old Gannon joined the Cardinals after spending two seasons (2021-22) as the defensive coordinator with the Philadelphia Eagles. A Cleveland, OH native, Gannon has 16 years of experience in the NFL with the Cardinals (2023), Eagles (2021-22), Colts (2018-20), Vikings (2014-17), Titans (2012-13), Rams (2009-11) and Falcons (2007).

In his first season with Arizona in 2023, Gannon led the NFL's third-youngest team that relied heavily on rookies but was also highly competitive. Despite playing the league's second-toughest schedule with eight games vs. playoff teams, the Cardinals held a lead in 14-of-17 games played.

Gannon's debut NFL season saw him help to develop the Cardinals rookie class, which led the NFL in combined starts (64) and combined snaps on offense and defense (4,654) in 2023. The Cardinals were the only team in the NFL to have rookies combine for 2,000+ snaps on offense and 2,000+ snaps on defense last season.

Gannon attended Saint Ignatius (Cleveland, OH) High School where he was an All-State defensive back and a standout in basketball and track & field. As a senior in 2001, he helped lead the basketball team to the school's first state championship and starred in the long jump and 110-meter hurdles, helping Saint Ignatius to their first track & field state championship that same year. Gannon was inducted into the Saint Ignatius Sports Hall of Fame in 2011.

He and his wife, Gina, have three children – Rocco, Lola and Angelo.

2024 REGULAR SEASON TEAM RANKINGS

3-2
2nd (AFC West)

2-4
3rd (NFC West)

OFFENSE (NFL RANK)

18.2 (26th) Points Per Game 22.2 (17th)
 281.0 (28th) Net Yds. Per Game 332.2 (15th)
 127.8 (10th) Net Rushing Yds. Per Game 145.2 (7th)
 153.2 (29th) Net Passing Yds. Per Game 187.0 (24th)
 4.81 (25th) Scrimmage Yds. Per Play 5.78 (10th)
 1/0 Opp. Interceptions/Return Yds. 2/30
 12/73 Sacks Allowed/Yds. 11/64
 6/1 Fumbles/Lost 10/6
 42.47% (10th) Third Down Pct. 40.63% (15th)
 41.67% (28th) Red Zone TD Pct. 42.86% (23rd)
 31:48 (7th) Time of Possession Avg. 27:47 (28th)
 2 (T-1st) Giveaways. 8 (T-17th)

DEFENSE (NFL RANK)

13.2 (1st) Points Per Game 27.2 (28th)
 289.2 (6th) Net Yds. Per Game 373.3 (27th)
 97.2 (6th) Net Rushing Yds. Per Game 153.0 (29th)
 192.0 (8th) Net Passing Yds. Per Game 220.3 (22nd)
 5.15 (8th) Scrimmage Yds. Per Play 5.93 (28th)
 5/60 Interceptions/ Return Yds. 2/30
 13/87 Sacks/Yds. 11/60
 4/4 Opp. Fumbles/Lost 3/3
 37.31% (18th) Third Down Pct. 49.25% (32nd)
 44.44% (8th) Red Zone TD Pct. 53.85% (18th)
 9 (T-9th) Takeaways. 8 (T-12th)

+7 (T-3rd) TURNOVER MARGIN 0 (T-13th)

SPECIAL TEAMS (NFL RANK)

47.7 (17th) Punts-Avg. Yds. (Gross) 50.4 (8th)
 42.3 (13th) Punts-Avg. Yds. (Net) 42.5 (T-11th)
 11.0 (9th) Punt Returns-Avg. Per. 8.2 (23rd)
 9.6 (18th) Punt Returns-Avg. Per Allowed. 12.2 (24th)
 21.3 (30th) Kickoff Returns-Avg. Per 29.7 (6th)
 28.0 (23rd) Kickoff Returns-Avg. Per Allowed. 37.2 (31st)
 10/11 (T-12th) Field Goals Made/Attempted. 11/12 (T-10th)

PENALTIES (NFL RANK)

29/205 (2nd) Penalties Against/Yds. 32/300 (T-8th)

THE MATCHUP

WITHIN STRIKING DISTANCE

OLB Joey Bosa

- Needs 1.0 sacks to reach 70.0 for his career and rank No. 2 in team history.
- Needs a strip sack to be the first player to reach 10 since the beginning of the 2021 season.

WR Derius Davis

- Needs 42 punt return yards to reach 456 for his career and move into No. 10 on the franchise's all-time punt return yards list.
- Needs a kickoff return for a touchdown to be the first player to return both a punt and a kickoff for a score in the last four seasons.

TE Will Dissly

- With a start on Sunday, would reach 70 career starts.

RB J.K. Dobbins

- Sunday would mark career game No. 30.
- Needs 100 rushing yards for his third 100-yard rushing performance of the season. He would join RB Don Woods (1974), RB Natrone Means (1994, '95, '98) and RB LaDainian Tomlinson (2001, '03, '05) as the only Chargers with three 100-yard rushing performances within the team's first six games of a season.
- Needs seven receptions to reach 19 on the year and set a single-season career high.

OLB Bud Dupree

- With a start on Sunday, would reach 100 career starts.

DL Justin Eboigbe

- Sunday would mark his NFL debut.

DL Poona Ford

- Sunday would mark career game played No. 90. With a start, it would be his 70th career start.
- Needs an interception to be the second interior defensive lineman with multiple picks in a season over the last 10 years.

QB Justin Herbert

- Needs a 300-yard performance for the 26th of his career to tie Hall of Fame QB Dan Marino and QB Andrew Luck for the fourth-most by any player through their first five pro seasons.

S Derwin James Jr.

- Needs 3.5 sacks and two interceptions to be the second defensive back since at least 2000 to have 500 tackles, 15.0 sacks and 10 interceptions within their first seven pro seasons.

WR Ladd McConkey

- Needs 11 receptions to set the franchise record for the most catches by any Charger in their first six career games (WR Billy Parks, 29 receptions).

DB Elijah Molden

- Needs an interception to be the first Charger with three interceptions through the team's first six games of a season since CB Casey Hayward Jr. (2016).

OL Jamaree Salyer

- Sunday would mark career game played No. 40.

RB Kimani Vidal

- Needs a touchdown catch for the second of his career to become the third Charger since the 1970 NFL-AFL Merger with a receiving score in each of his first two career games.

2024 INDIVIDUAL LEADERS



3-2
2nd (AFC West)



2-4
3rd (NFC West)

PASSING YARDS

Herbert	815	Murray	1,186
Heinicke	24		

RUSHING YARDS

Dobbins	438	Conner	403
Edwards	113	Murray	261
Davis	31	Benson	107

RECEIVING YARDS

McConkey	219	Harrison Jr.	279
Johnston	164	McBride	271
Dissly	111	Wilson	237
Palmer	108	Dortch	174

POINTS SCORED

Dicker	37	Prater	28
Dobbins	18	Harrison	24
Johnston	18	Conner	22

INTERCEPTIONS

Molden	2	Gardeck	1
Fulton	1	Murphy-Bunting	1
Two tied	1	Three tied	1

SACKS

Mack	2.5	Gardeck	3.0
Bosa	2.0	Barnes	2.0
Dupree	2.0	Six tied	1.0

TACKLES (SOLO)

Henley	37 (24)	Baker	60 (38)
Perryman	36 (27)	White	45 (30)
James Jr.	24 (16)	Wilson	40 (24)
Gilman	23 (13)	Thompson	39 (24)

KICKOFF RETURNS (AVG.)

Davis	5 (21.3)	Dallas	11 (355)
-----------------	----------	------------------	----------

PUNT RETURNS (AVG.); FC

Davis	5 (11.0); 12	Dortch	5 (8.2); 2
-----------------	--------------	------------------	------------

FIELD GOALS

Dicker	10-11 (90.9%)	Prater	6-6 (1000%)
------------------	---------------	------------------	-------------

PUNTS (GROSS/NET AVG.)

Scott	27 (47.7/42.3)	Gillikin	18 (50.4/42.5)
-----------------	----------------	--------------------	----------------

*Player no longer with team.

CHARGERS-CARDINALS CONNECTIONS

COLLEGE CONNECTIONS

M	LAC	Jim Harbaugh	2015-23
	ARI	Drew Terrell	2015-17

S	LAC	Jim Harbaugh	2007-10
	LAC	Greg Roman	2009-10
	LAC	T Foster Sarell	2017-20
	ARI	Drew Terrell	2009-12
	ARI	TE Elijah Higgins	2019-22
	ARI	WR Michael Wilson	2018-22

A	LAC	C Bradey Bozeman	2013-17
	LAC	P JK Scott	2014-17
	ARI	ILB Mack Wilson	2016-18

P	LAC	OL Jordan McFadden	2018-23
	ARI	OLB Xavier Thomas	2018-23

N	LAC	OL Brenden Jaimes	2017-20
	ARI	TE Travis Vokolek	2019-22

ND	LAC	Mike Elston	2010-21
	LAC	Chris O'Leary	2016-19
	LAC	Mike Hiestand	2014-15
	LAC	CB Cam Hart	2019-23
	LAC	S Alohi Gilman	2017-19
	ARI	Autry Denson	2014-15
ARI	OLB Julian Okwara	2016-19	

USF	LAC	T Trey Pipkins III	2014-18
	ARI	OLB Dennis Gardeck	2014-17

UT	LAC	K Cameron Dicker	2018-21
	ARI	OL Christian Jones	2018-23

TCU	LAC	WR Derius Davis	2018-22
	LAC	WR Quentin Johnston	2020-22
	ARI	DL L.J. Collier	2015-18
	ARI	RB Emari Demercado	2018-22

Ucla	LAC	DL Orito Ogonnia	2018-21
	ARI	ILB Krys Barnes	2016-19
	ARI	OL Jon Gaines II	2018-22

WF	LAC	DB Ja'Sir Taylor	2017-21
	ARI	Nick Rallis	2017
	ARI	WR Greg Dortch	2016-18

W	LAC	DB Elijah Molden	2017-20
	LAC	TE Will Dissly	2014-17
	ARI	Kyle Sammons	2015-21
	ARI	S Budda Baker	2014-16

NOTEWORTHY BONDS

Chargers Head Coach Jim Harbaugh coached Arizona Passing Game Coordinator and Wide Receivers Coach Drew Terrell when Terrell played wide receiver at Stanford from 2009-12. Terrell also worked as a graduate assistant on Harbaugh's staff at Michigan from 2015-17.

Los Angeles General Manager Joe Hortiz (1998-23), Offensive Coordinator Greg Roman (2006-07, 2017-22), Defensive Coordinator Jesse Minter (2017-20), Run Game Coordinator and Tight Ends Coach Andy Bischoff (2015-20), Offensive Line Coach Mike Devlin (2022-23), RB Gus Edwards (2018-23), RB J.K. Dobbins (2020-23) and C Bradley Bozeman (2018-21) all spent time with Cardinals OL Trystan Colon (2020-22) at the Baltimore Ravens.

Chargers Offensive Line Coach Mike Devlin, Senior Offensive Assistant Marc Trestman (1998-00) and S Tony Jefferson (2013-16) each made stops in Arizona in their careers. Jefferson overlapped with Arizona LS Aaron Brewer (2016-23) and Senior Reconditioning Coordinator Buddy Morris (2014-23) in his time with the Cardinals, where he started his NFL career as an undrafted free agent.

Cardinals ILB Kyzir White spent four seasons with the Chargers from 2018-21.

Chargers OLB Khalil Mack (2018-21) and Cardinals DL Khyiris Tonga played together in Chicago in 2021.

Chargers OL Brenden Jaimes and Arizona OLB Xavier Thomas spent five seasons together at Clemson from 2018-23, appearing in back-to-back College Football Playoff National Championship games (2018-19) and winning once (2018).

Los Angeles WR Derius Davis (2018-22), WR Quentin Johnston (2020-22) spent time at TCU with Cardinals RB Emari Demercado (2018-22), appearing in the 2022 College Football Playoff National Championship game.


PRO CONNECTIONS

LS Josh Harris (2012-21)		TE's Coach Ben Steele (2019-20)
TE Hayden Hurst (2020-21)		CB Darren Hall (2021-22)

OLB Khalil Mack (2018-21)		DL Khyiris Tonga (2021)
---------------------------	---	-------------------------

RGC/TE's Coach Andy Bischoff (2021)		OL Charlie Heck (2020-23)
QB's Coach Shane Day (2023)		DL Roy Lopez (2021-22)
OL Coach Mike Devlin (2015-20)		
LB Denzel Perryman (2023)		
DL Teair Tart (2023)		

LB Denzel Perryman (2021-22)		DL Bilal Nichols (2022-23)
		WR Zay Jones (2019-21)

Special Teams Coord. Ryan Ficken (2002-21)		Head Coach Jonathon Gannon (2014-17)
QB Taylor Heinicke (2015-17)		Offensive Coordinator Drew Petzig (2014-19)
LB Troy Dye (2020-23)		Defensive Coordinator Nick Rallis (2018-20)
		OLB's Coach Rob Rodriguez (2015-19)
		LB's Coach Sam Siefkes (2021-22)
		TE's Coach Ben Steele (2021)
		Head of S&C Evan Marcus (2014-15)
		DL Khyiris Tonga (2022-23)

OLB Bud Dupree (2015-20)		OL Kelvin Beachum (2012-15)
		RB James Conner (2017-20)

WR's Coach Sanjay Lal (2020, 2022-23)		S Joey Blount (2022)
Assistant DL Coach Will Tukuafu (2021-23)		OL Evan Brown (2023)
DL Poona Ford (2018-22)		DL L.J. Collier (2019-22)
TE Will Dissly (2018-23)		RB DeeJay Dallas (2020-23)

LAC DL Teair Tart (2020-23)		DL Naquan Jones (2021-23)
CB Kristian Fulton (2020-23)		CB Sean Murphy-Bunting (2023)
DB Elijah Molden (2021-23)		
OLB Bud Dupree (2021-22)		
RB Hassan Haskins (2022-23)		

Italicized indicates coaches who were players at the time.

ASSISTANT COACHES



RYAN FICKEN

SPECIAL TEAMS COORDINATOR

18TH NFL SEASON | 3RD SEASON WITH CHARGERS



GREG ROMAN

OFFENSIVE COORDINATOR

26TH NFL SEASON | 1ST SEASON WITH CHARGERS



NAVORRO BOWMAN

LINEBACKERS

9TH NFL SEASON | 1ST SEASON WITH CHARGERS



JEFF CARPENTER

OFFENSIVE QUALITY CONTROL/WIDE RECEIVERS

1ST NFL SEASON | 1ST SEASON WITH CHARGERS



SHANE DAY

QUARTERBACKS

16TH NFL SEASON | 3RD SEASON WITH CHARGERS



MIKE ELSTON

DEFENSIVE LINE

1ST NFL SEASON | 1ST SEASON WITH CHARGERS



CHRIS GOULD

ASSISTANT SPECIAL TEAMS

10TH NFL SEASON | 3RD SEASON WITH CHARGERS



MIKE HIESTAND

DEFENSIVE ASSISTANT

6TH NFL SEASON | 3RD SEASON WITH CHARGERS



KIEL McDONALD

RUNNING BACKS

1ST NFL SEASON | 1ST SEASON WITH CHARGERS



ROBERT MUSCHAMP

DEFENSIVE QUALITY CONTROL

2ND NFL SEASON | 2ND SEASON WITH CHARGERS



DYLAN RONEY

DEFENSIVE ASSISTANT

1ST NFL SEASON | 1ST SEASON WITH CHARGERS



MARC TRESTMAN

SENIOR OFFENSIVE ASSISTANT

25TH NFL SEASON | 1ST SEASON WITH CHARGERS



JESSE MINTER

DEFENSIVE COORDINATOR

5TH NFL SEASON | 1ST SEASON WITH CHARGERS



ANDY BISCHOFF

RUN GAME COORDINATOR/TIGHT ENDS


12TH NFL SEASON | 1ST SEASON WITH CHARGERS



MARCUS BRADY

PASSING GAME COORDINATOR


7TH NFL SEASON | 1ST SEASON WITH CHARGERS



STEVE CLINKSCALE

DEFENSIVE BACKS

1ST NFL SEASON | 1ST SEASON WITH CHARGERS



MIKE DEVLIN

OFFENSIVE LINE

29TH NFL SEASON | 1ST SEASON WITH CHARGERS



JONATHAN GOODWIN

OFFENSIVE ASSISTANT/QUARTERBACKS

14TH NFL SEASON | 1ST SEASON WITH CHARGERS



NICK HARDWICK

ASSISTANT OFFENSIVE LINE

12TH NFL SEASON | 12TH SEASON WITH CHARGERS



SANJAY LAL

WIDE RECEIVERS

18TH NFL SEASON | 1ST SEASON WITH CHARGERS



RICK MINTER

SENIOR DEFENSIVE ANALYST


4TH NFL SEASON | 1ST SEASON WITH CHARGERS



CHRIS O'LEARY

SAFETIES

1ST NFL SEASON | 1ST SEASON WITH CHARGERS



PHIL SERCHIA

OFFENSIVE ASSISTANT

2ND NFL SEASON | 2ND SEASON WITH CHARGERS



WILL TUKUAFU

ASSISTANT DEFENSIVE LINE

4TH NFL SEASON | 1ST SEASON WITH CHARGERS

TEAM NOTES

WELCOME TO L.A.



23 players on Los Angeles' active roster are new this season.

HOW NEW CHARGERS WERE ACQUIRED

How Acquired	New Players
Draft Selections	8
Undrafted Free Agents/IPP	0
Veteran Free Agents	12
Practice Squad Signings	0
Trades	2
Waiver Claims	1
Totals	23

NEW CHARGERS ON THE ACTIVE ROSTER

Pos.	Player	Exp.	How Acq.
T	Joe Alt	R	Draft Selection (1-5)
C	Bradley Bozeman	7	Free Agent
LB	Junior Colson	R	Draft Selection (3-69)
TE	Will Dissly	7	Free Agent
RB	J.K. Dobbins	5	UFA (Baltimore)
OLB	Bud Dupree	10	Free Agent
LB	Troy Dye	5	UFA (Minnesota)
DL	Justin Eboigbe	R	Draft Selection (4-105)
DL	Poona Ford	7	UFA (Buffalo)
CB	Kristian Fulton	5	UFA (Tennessee)
CB	Cam Hart	R	Draft Selection (5-140)
RB	Hassan Haskins	3	Waivers (Tennessee)
QB	Taylor Heinicke	7	Trade (Atlanta)
TE	Hayden Hurst	7	Free Agent
S	Tony Jefferson	10	Free Agent
WR	Ladd McConkey	R	Draft Selection (2-34)
DB	Elijah Molden	4	Trade (Tennessee)
LB	Denzel Perryman	10	UFA (Houston)
WR	Brenden Rice	R	Draft Selection (7-225)
CB	Tarheeb Still	R	Draft Selection (5-137)
DL	Teair Tart	5	Free Agent
TE	Eric Tomlinson	8	Free Agent
RB	Kimani Vidal	R	Draft Selection (6-181)

COACH LOCATIONS

For the 2024 season, 16 members of the Chargers coaching staff will be down on the sideline while nine others will be up in the booth. The location of each coach can be seen below:

CHARGERS COACHES DOWN ON THE SIDELINE (16)

Name	Position
Jim Harbaugh	Head Coach
Ryan Ficken	Special Teams Coordinator
Jesse Minter	Defensive Coordinator
Andy Bischoff	Run Game Coordinator/Tight Ends
NaVorro Bowman	Linebackers
Marcus Brady	Passing Game Coordinator
Steve Clinkscale	Defensive Backs
Shane Day	Quarterbacks
Mike Devlin	Offensive Line
Mike Elston	Defensive Line
Jonathan Goodwin	Offensive Assistant/Quarterbacks
Chris Gould	Assistant Special Teams
Nick Hardwick	Assistant Offensive Line
Sanjay Lal	Wide Receivers
Kiel McDonald	Running Backs
Dylan Roney	Defensive Assistant

CHARGERS COACHES UP IN THE BOOTH (9)

Name	Position
Greg Roman	Offensive Coordinator
Jeff Carpenter	Offensive Quality Control/Wide Receivers
Mike Hiestand	Defensive Assistant
Rick Minter	Senior Defensive Analyst
Robert Muschamp	Defensive Quality Control
Chris O'Leary	Safeties
Phil Serchia	Offensive Assistant
Marc Trestman	Senior Offensive Assistant
Will Tukuafu	Assistant Defensive Line

TEAM NOTES

WINNING THE TAKEAWAY BATTLE

The Chargers have recorded nine takeaways and two giveaways this season, a plus-seven turnover differential that is tied for the third-best in the NFL in 2024.

Los Angeles' offense protects the football as well as any team in the NFL, as the two giveaways by the Bolts are tied for the fewest in the league.

TURNOVER DIFFERENTIAL, NFL, 2024

Rank	Team	TA	GA	Diff.
1.	Green Bay Packers	17	8	+9
2.	Buffalo Bills	10	2	+8
3.	Los Angeles Chargers	9	2	+7
	Pittsburgh Steelers	11	4	+7
5.	Chicago Bears	13	7	+6
	Detroit Lions	10	4	+6

GIVEAWAYS LEADERS, NFL, 2024

Rank	Team	Giveaways
1.	Los Angeles Chargers	2
	Buffalo Bills	2
3.	Washington Commanders	3
4.	Detroit Lions	4
	Pittsburgh Steelers	4

FORCING THREE-AND-OUTS

The Los Angeles defense has forced the offense into a three-and-out on 18 of the team's 55 defensive drives (32.7 pct.). It's the highest defensive three-and-out rate in the AFC and ranks No. 2 in the NFL in 2024.

DEFENSIVE THREE-AND-OUT PERCENTAGE, NFL, 2024

Rank	Team	Percentage
1.	Seattle Seahawks	32.9
2.	Los Angeles Chargers	32.7
3.	Tennessee Titans	29.6
4.	Pittsburgh Steelers	29.0
5.	Miami Dolphins	28.1

KEEPING OPPONENTS OFF THE BOARD

The Bolts defense has the best defensive scoring efficiency in the AFC and ranks No. 2 in the NFL, allowing scores on 23.6 percent of drives this season.

DEFENSIVE SCORING EFFICIENCY, NFL, 2024

Rank	Team	Drives	Scoring Drives	Sc. Eff.
1.	Minnesota	60	13	21.7
2.	L.A. Chargers	55	13	23.6
3.	Pittsburgh	62	17	27.4
4.	Denver	71	20	28.4
5.	Chicago	70	21	30.0

A TOP DEFENSE

The Chargers rank No. 1 the NFL in scoring defense in 2024, allowing just 13.2 points per game so far this season.

Los Angeles' defense is also among the best in other major categories, ranking sixth in total defense (289.2 total net yards per game), sixth in rushing defense (97.2 rushing yards per game) and eighth in passing defense (192.0 net passing yards per game).

POINTS ALLOWED PER GAME, NFL, 2024

Rank	Team	Points Allowed/Game
1.	Los Angeles Chargers	13.2
2.	Pittsburgh Steelers	14.3
3.	Minnesota Vikings	15.2
4.	Denver Broncos	16.0
5.	Chicago Bears	16.8

TOTAL NET YARDS ALLOWED PER GAME, NFL, 2024

Rank	Team	Total Net Yards/Game
1.	Tennessee Titans	248.8
2.	New York Jets	273.0
3.	Houston Texans	277.0
4.	Denver Broncos	284.3
5.	Miami Dolphins	285.4
6.	Los Angeles Chargers	289.2
7.	Chicago Bears	292.0
8.	Pittsburgh Steelers	294.2
9.	Kansas City Chiefs	305.4
10.	New York Giants	314.0

RUSHING YARDS ALLOWED PER GAME, NFL, 2024

Rank	Team	Rushing Yards/Game
1.	Baltimore Ravens	59.0
2.	Minnesota Vikings	67.2
3.	Detroit Lions	83.2
4.	Pittsburgh Steelers	85.5
5.	Kansas City Chiefs	88.4
6.	Los Angeles Chargers	97.2
7.	San Francisco 49ers	101.0
8.	Green Bay Packers	110.0
9.	Tennessee Titans	111.8
10.	Chicago Bears	112.0

NET PASSING YARDS ALLOWED PER GAME, NFL, 2024

Rank	Team	Net Passing Yards/Game
1.	Tennessee Titans	137.0
2.	New York Jets	148.8
3.	Miami Dolphins	159.6
4.	Houston Texans	163.2
5.	Denver Broncos	170.2
6.	Chicago Bears	180.0
7.	Las Vegas Raiders	186.2
8.	Los Angeles Chargers	182.0
9.	Atlanta Falcons	193.0
10.	Seattle Seahawks	195.0

JUSTIN HERBERT

THE LAW OF AVERAGES

Justin Herbert ranks No. 7 in NFL history averaging 269.2 passing yards per game among players with at least 1,000 attempts. Meanwhile, Herbert's 1.7 career interception percentage ranks No. 4 in NFL history and his 95.7 passer rating ranks 16th all-time (min. 1,000 attempts).

PASSING YARDS PER GAME, MIN. 1,000 ATT., NFL HISTORY

Rank	Team/s	Player	Passing Yards/Game
1.	K.C.	QB Patrick Mahomes	293.7
2.	S.D./N.O.	QB Drew Brees	280.0
3.	Ind.	QB Andrew Luck	275.2
4.	Det./LAR	QB Matthew Stafford	271.5
5.	Ind./Den.	QB Peyton Manning	270.5
6.	Cin.	QB Joe Burrow	270.0
7.	LAC	QB Justin Herbert	269.2
8.	Atl./Ind.	QB Matt Ryan	268.3

HERBERT AS A PRO

Since entering the NFL, Justin Herbert ranks inside the NFL's top five in completions, passing yards, passing touchdowns and combined touchdowns. His 25 games with 300-plus passing yards rank tied for No. 2 in the NFL since 2020.

PASSING COMPLETIONS, NFL, SINCE 2020

Rank	Team/s	Player	Completions
1.	K.C.	QB Patrick Mahomes	1,773
2.	LAC	QB Justin Herbert	1,693
3.	Buf.	QB Josh Allen	1,647
4.	LAR/Det.	QB Jared Goff	1,597
5.	L.V./N.O.	QB Derek Carr	1,546

PASSING YARDS, NFL, SINCE 2020

Rank	Team/s	Player	Passing Yards
1.	K.C.	QB Patrick Mahomes	20,247
2.	Buf.	QB Josh Allen	18,700
3.	LAC	QB Justin Herbert	18,038
4.	LAR/Det.	QB Jared Goff	17,540
5.	L.V./N.O.	QB Derek Carr	17,296

PASSING TOUCHDOWNS, NFL, SINCE 2020

Rank	Team/s	Player	Passing Touchdowns
1.	K.C.	QB Patrick Mahomes	149
2.	Buf.	QB Josh Allen	147
3.	Min./Atl.	QB Kirk Cousins	124
4.	LAC	QB Justin Herbert	120
	G.B./NYJ	QB Aaron Rodgers	120
6.	Dal.	QB Dak Prescott	113

COMBINED TOUCHDOWNS, NFL, SINCE 2020

Rank	Team/s	Player	Combined Touchdowns
1.	Buf.	QB Josh Allen	186
2.	K.C.	QB Patrick Mahomes	157
3.	LAC	QB Justin Herbert	131
4.	Min./Atl.	QB Kirk Cousins	128
5.	G.B./NYJ	QB Aaron Rodgers	127
6.	Dal.	QB Dak Prescott	121

BIG-TIME PERFORMER

After he set rookie records in 2020 with eight 300-yard games and six three-touchdown performances, Justin Herbert continues to put up big-time performances.

Herbert has topped 300 passing yards 25 times in his career, tied for the sixth-most in a player's first five pro seasons in NFL history.

MOST GAMES WITH 300-PLUS PASSING YARDS, FIRST FIVE SEASONS, NFL HISTORY

Rank	Team	Player	Games
1.	K.C.	QB Patrick Mahomes	31
2.	StL	QB Kurt Warner*	29
3.	T.B.	QB Jameis Winston	27
4.	Mia.	QB Dan Marino*	26
	Ind.	QB Andrew Luck	26
6.	LAC	QB Justin Herbert	25
	LAR	QB Jared Goff	25
8.	Det.	QB Matthew Stafford	23

*Pro Football Hall of Famer

Herbert has thrown for at least three touchdowns in 19 games, tied for No. 5 over a player's first five seasons. He has thrown multiple touchdown passes in 37 career games, tied for the ninth-most by a player through their first five professional seasons.

MOST GAMES WITH THREE-PLUS TOUCHDOWN PASSES, FIRST FIVE SEASONS, NFL HISTORY

Rank	Team	Player	Games
1.	Mia.	QB Dan Marino*	33
2.	K.C.	QB Patrick Mahomes	28
3.	StL	QB Kurt Warner*	21
4.	Buf.	QB Josh Allen	20
5.	LAC	QB Justin Herbert	19
	Ind.	QB Peyton Manning*	19
7.	Atl.	QB Matt Ryan	18
	Cin.	QB Joe Burrow	18
	Cin.	QB Andy Dalton	18
	Dal.	QB Dak Prescott	18

MOST GAMES WITH MULTIPLE TOUCHDOWN PASSES, FIRST FIVE SEASONS, NFL HISTORY

Rank	Team	Player	Games
1.	Mia.	QB Dan Marino*	50
	K.C.	QB Patrick Mahomes	46
3.	Buf.	QB Josh Allen	45
	Ind.	QB Andrew Luck	45
5.	Ind.	QB Peyton Manning*	43
6.	Cin.	QB Andy Dalton	40
7.	Atl.	QB Matt Ryan	39
8.	S.F.	QB Jeff Garcia	38
9.	LAC	QB Justin Herbert	37
	Phi.	QB Carson Wentz	37
	Sea.	QB Russell Wilson	37
	T.B.	QB Jameis Winston	37
13.	Cin.	QB Joe Burrow	36

*Pro Football Hall of Famer

JUSTIN HERBERT

COMPLETING RECORDS

After setting the rookie completions record in 2020, **Justin Herbert** has completed 1,672 career passes, the third-most in NFL history through a player's first five seasons.

COMPLETIONS, FIRST FIVE SEASONS, NFL HISTORY

Rank	Team	Player	Completions
1.	Oak.	QB Derek Carr	1,759
2.	Ind.	QB Peyton Manning*	1,749
3.	LAC	QB Justin Herbert	1,693
4.	Atl.	QB Matt Ryan	1,654
5.	Mia.	QB Ryan Tannehill	1,653

**Pro Football Hall of Famer*

Herbert set the all-time records as the fastest player in NFL history to reach 1,000 completions (38th career game) and 1,500 completions (57th career game). The fifth-year passer is on pace to break the record for the fewest games to reach 2,000 completions. He also completed the most passes by any player in their first 50 career games in NFL history.

He completed the second-most passes ever by any player before turning 26 years old and currently has the fourth-most completions in history by any player before turning 27 years old.

FEWEST GAMES TO 2,000 COMPLETIONS, NFL HISTORY

Rank	Team/s	Player	Games
1.	K.C.	QB Patrick Mahomes	81
2.	Det.	QB Matthew Stafford	83
3.	Ind.	QB Andrew Luck	86
4.	Dal.	QB Dak Prescott	89
	LAR/Det.	QB Jared Goff	89
	Was./Min.	QB Kirk Cousins	89
—	LAC	QB Justin Herbert	67

COMPLETIONS BEFORE TURNING 27 YEARS OLD, NFL HISTORY

Rank	Team/s	Player	Completions
1.	N.E.	QB Drew Bledsoe	1,887
2.	Det.	QB Matthew Stafford	1,848
3.	Ind.	QB Peyton Manning*	1,749
4.	LAC	QB Justin Herbert	1,693
5.	LAR/Det.	QB Jared Goff	1,667
6.	Buf.	QB Josh Allen	1,604
	K.C.	QB Patrick Mahomes	1,604

**Pro Football Hall of Famer*

CLOSING OUT WINS

Justin Herbert has been clutch late in games dating back to his rookie season. In his career, Herbert has engineered 14 game-winning drives in the fourth quarter or overtime, tied for the third-most since he entered the NFL in 2020.

JUSTIN HERBERT'S CAREER GAME-WINNING DRIVES

Game	Drive Length	Game-Winning Score
Dec. 13, 2020 vs. Atl.	6 plays, 49 yds (0:31)	Badgley 43-yd FG
Dec. 17, 2020 at L.V.	5 plays, 75 yds (1:49)	Herbert 1-yd TD run*
Dec. 27, 2020 vs. Den.	7 plays, 56 yds (2:01)	Badgley 37-yd FG
Sept. 12, 2021 at Was.	3 plays, 3 yds (0:45)	M.Williams 3-yd TD rec.
Sept. 26, 2021 at K.C.	8 plays, 59 yds (1:10)	M.Williams 4-yd TD rec.
Oct. 10, 2021 vs. Cle.	5 plays, 48 yds (0:31)	Ekeler 3-yd TD run
Nov. 7, 2021 at Phi.	15 plays, 64 yds (6:05)	Hopkins 29-yd FG
Nov. 21, 2021 vs. Pit.	3 plays, 75 yds (1:15)	M.Williams 53-yd TD rec.
Oct. 9, 2022 at Cle.	13 plays, 66 yds (6:26)	Bertolet 27-yd FG
Oct. 17, 2022 vs. Den.	4 plays, 7 yds (2:08)	Hopkins 39-yd FG*
Nov. 6, 2022 at Atl.	3 plays, 24 yds (0:34)	Dicker 37-yd FG
Nov. 27, 2022 at Ari.	7 plays, 38 yds (1:33)	Ekeler 1-yd TD rec.
Dec. 18, 2022 vs. Ten.	6 plays, 52 yards (0:44)	Dicker 43-yd FG
Sept. 24, 2023 at Min.	7 plays, 75 yards (3:15)	Palmer 30-yd TD rec.

**Game-winning drive was in overtime*

GAMES-WINNING DRIVES IN FOURTH QUARTER OR OVERTIME, NFL, SINCE 2020

Rank	Team/s	Player	Game-Winning Drives
1.	Min./Atl.	QB Kirk Cousins	18
2.	L.V./N.O.	QB Derek Carr	15
3.	LAC	QB Justin Herbert	14
	K.C.	QB Patrick Mahomes	14
5.	T.B.	QB Tom Brady	13

Herbert posted a game-winning drive in the fourth quarter or overtime of three-straight games in 2020, becoming just the third rookie to do so since the 1970 NFL-AFL merger. The two others — Ben Roethlisberger (2004) and Vince Young (2006) — also won Offensive Rookie of the Year honors from *The Associated Press*.

ROOKIE QUARTERBACKS WITH THREE CONSECUTIVE GAME-WINNING DRIVES, SINCE 1970

Season	Team	Quarterback	Consecutive Games
2020	LAC	Justin Herbert*	3 (Dec. 13 — Dec. 27)
2006	Ten.	Vince Young*	3 (Nov. 26 — Dec. 10)
2004	Pit.	Ben Roethlisberger*	3 (Dec. 5 — Dec. 18)

**Won AP Offensive Rookie of the Year*

JUSTIN HERBERT



CAPTAIN COMEBACK

Justin Herbert has led the Bolts to 11 career come-from-behind victories in the fourth quarter or overtime.

HERBERT'S FOURTH QUARTER/OVERTIME COMEBACK WINS

Date	Opponent	4Q/OT Deficit	Result
Dec. 17, 2020	at Las Vegas	24-27 (OT)	W, 30-27 (OT)
Sept. 12, 2021	at Washington	13-16	W, 20-16
Sept. 26, 2021	at Kansas City	21-24	W, 30-24
Oct. 10, 2021	vs. Cleveland	35-42	W, 47-42
Nov. 7, 2021	at Philadelphia	16-17	W, 27-24
Nov. 21, 2021	vs. Pittsburgh	34-37	W, 37-34
Oct. 9, 2022	at Cleveland	27-28	W, 30-28
Oct. 17, 2022	vs. Denver	13-16	W, 19-16 (OT)
Nov. 6, 2022	at Atlanta	14-17	W, 20-17
Nov. 27, 2022	at Arizona	17-24	W, 25-24
Sept. 24, 2023	at Minnesota	21-24	W, 28-24

Herbert's 11 career come-from-behind wins in the fourth quarter or overtime are the third-most in NFL since he entered the professional ranks in 2020.

FOURTH QUARTER/OVERTIME COMEBACK WINS, NFL, SINCE 2020

Rank	Team	Player	4Q/OT Comeback Wins
1.	Min./Atl.	QB Kirk Cousins	15
2.	K.C.	QB Patrick Mahomes	12
3.	LAC	QB Justin Herbert	11
4.	Sea./Den./Pit.	QB Russell Wilson	10
	L.V./N.O.	QB Derek Carr	10
	Pit.	QB Ben Roethlisberger	10
	T.B.	QB Tom Brady	10

**Pro Football Hall of Famer*

HERBERT SETS PASSING YARDS RECORD

In 2023, Justin Herbert set the record for passing yards through a player's first four seasons (17,223). He currently is ranked No. 14 in terms of passing yards through the first five seasons of a career. Herbert is also the only player ever to eclipse 4,000 yards in each of his first three years and the only player to top 4,500 yards in two of his first three seasons.

PASSING YARDS, FIRST FOUR SEASONS, NFL HISTORY

Rank	Team	Player	Passing Yards
1.	LAC	QB Justin Herbert	17,223
2.	Ind.	QB Peyton Manning*	16,418
3.	Mia.	QB Dan Marino*	16,177
4.	Dal.	QB Dak Prescott	15,778
5.	Mia.	QB Ryan Tannehill	15,460

**Pro Football Hall of Famer*

CONSECUTIVE SEASONS WITH 4,000 PASSING YARDS TO START A CAREER, NFL HISTORY

Rank	Team	Player	Consecutive Seasons
1.	LAC	QB Justin Herbert	3 (2020-22)
2.	T.B.	QB Jameis Winston	2 (2015-16)
3.	Ind.	QB Andrew Luck	1 (2012)
	Car.	QB Cam Newton	1 (2011)

Herbert topped 15,000 passing yards in his 52nd career game, becoming the second-fastest player in history to eclipse that mark. He currently has 18,038 yards and has a chance to be just the fourth player ever to reach 20,000 passing yards before turning 27 years old.

FEWEST GAMES TO 15,000 PASSING YARDS, NFL HISTORY

Rank	Team/s	Player	Games
1.	K.C.	QB Patrick Mahomes	49
2.	LAC	QB Justin Herbert	52
3.	Det.	QB Matthew Stafford	53
4.	Mia.	QB Dan Marino*	56
	StL/NYG	QB Kurt Warner*	56
	Cin.	QB Joe Burrow	56
	Ind.	QB Andrew Luck	56
	StL	QB Marc Bulger	56

YOUNGEST PLAYERS TO REACH 20,000 CAREER PASSING YARDS, NFL HISTORY

Rank	Team/s	Player	Age (Years-Days)
1.	N.E.	QB Drew Bledsoe	26-253
2.	Ind.	QB Peyton Manning*	26-266
3.	Det.	QB Matthew Stafford	26-282
4.	Mia.	QB Dan Marino*	27-3
5.	K.C.	QB Patrick Mahomes	27-15
6.	LAR/Det.	QB Jared Goff	27-17
7.	Buf.	QB Josh Allen	27-154
—	LAC	QB Justin Herbert	26-225^

**Pro Football Hall of Famer*

^26 years, 225 days old on Oct. 21, 2024

JUSTIN HERBERT

TOUCHDOWN MACHINE

After setting the all-time rookie record with 31 touchdown passes in 2020, **Justin Herbert** joined Hall of Famer Peyton Manning as the only players ever to throw 25 touchdown passes in each of their first three seasons.

Herbert has now thrown for 120 career passing scores, good for No. 11 in NFL history through the first five seasons of a career. In 2023, he eclipsed 100 career touchdown passes in Week 3, making him the fifth-fastest (52 games) and fourth-youngest (25 years, 198 days) to eclipse that mark.

PASSING TOUCHDOWNS, FIRST FIVE SEASONS, NFL HISTORY

Rank	Team	Player	Passing Touchdowns
1.	Mia.	QB Dan Marino*	168
2.	K.C.	QB Patrick Mahomes	151
3.	Ind.	QB Peyton Manning*	138
	Buf.	QB Josh Allen	138
5.	Ind.	QB Andrew Luck	132
6.	Atl.	QB Matt Ryan	127
	Sea.	QB Russell Wilson	127
8.	Cin.	QB Andy Dalton	124
9.	Oak.	QB Derek Carr	122
10.	T.B.	QB Jameis Winston	121
11.	LAC	QB Justin Herbert	120
12.	Car.	QB Cam Newton	117

FEWEST GAMES TO 100 PASSING TOUCHDOWNS, NFL HISTORY

Rank	Team	Player	Games
1.	K.C.	QB Patrick Mahomes	40
2.	Mia.	QB Dan Marino*	44
3.	StL	QB Kurt Warner*	50
4.	Bal.	QB Johnny Unitas*	51
5.	LAC	QB Justin Herbert	52
6.	Hou.	QB Deshaun Watson	53

YOUNGEST PLAYERS TO REACH 100 CAREER PASSING TOUCHDOWNS, NFL HISTORY

Rank	Team	Player	Age (Years-Days)
1.	Mia.	QB Dan Marino*	24-357
2.	K.C.	QB Patrick Mahomes	25-52
3.	Hou.	QB Deshaun Watson	25-104
4.	LAC	QB Justin Herbert	25-198
5.	Buf.	QB Josh Allen	25-219
6.	Ind.	QB Peyton Manning*	25-232

*Pro Football Hall of Famer

Herbert threw 31 touchdowns in 2020, eclipsing 30 in the season finale. At 22 years, 299 days of age that day, he became the youngest player in history to register 30 touchdown passes in a single season, besting a mark set by Ravens QB Lamar Jackson.

YOUNGEST PLAYERS TO THROW 30 TOUCHDOWN PASSES, SINGLE SEASON, NFL HISTORY

Rank	Season	Team	Player	Age (Years-Days)
1.	2020	LAC	QB Justin Herbert	22-299
2.	2019	Bal.	QB Lamar Jackson	22-339



ELITE ON THIRD DOWN

Justin Herbert has completed 26-of-38 passes (68.4 pct.) for 269 yards and three touchdowns (114.9 rating) on third down this season. He is tied for No. 4 in the AFC with three passing touchdowns on third down in 2024, while his 114.9 passer rating ranks No. 2 among AFC passers with 30 third-down passing attempts.

PASSING TOUCHDOWNS, THIRD DOWN, AFC, 2024

Rank	Team	Player	Passing Touchdowns
1.	Buf.	QB Josh Allen	5
	Cin.	QB Joe Burrow	5
3.	Ind.	QB Joe Flacco	4
4.	LAC	QB Justin Herbert	3
	Jax.	QB Trevor Lawrence	3
	NYJ	QB Aaron Rodgers	3
7.	Bal.	QB Lamar Jackson	2
	Den.	QB Bo Nix	2
	Hou.	QB C.J. Stroud	2
	K.C.	QB Patrick Mahomes	2
	Pit.	QB Justin Fields	2

PASSER RATING, THIRD DOWN, MIN. 30 ATT., AFC, 2024

Rank	Team	Player	Passer Rating
1.	Cin.	QB Joe Burrow	121.6
2.	LAC	QB Justin Herbert	114.9
3.	Buf.	QB Josh Allen	108.8
4.	K.C.	QB Patrick Mahomes	101.2
5.	Hou.	QB C.J. Stroud	100.7

JUSTIN HERBERT



DUAL-THREAT QUARTERBACK

Justin Herbert set the record for combined touchdowns as a rookie (36) and through a player's first two seasons (77). His 102 combined touchdowns were also the most in history through the first three seasons of a career.

Herbert's 125 combined touchdowns through 2023 ranked third in history through a player's first four professional seasons. He was also the fifth player in NFL history to pass for at least 100 touchdowns and run for at least 10 scores within the first four seasons of a career. Herbert is the only player ever to have 110 passing touchdowns and 10 rushing scores in his first four seasons.

COMBINED TOUCHDOWNS, FIRST FOUR SEASONS, NFL HISTORY

Rank	Team	Player	Combined Touchdowns
1.	Mia.	QB Dan Marino*	144
2.	Buf.	QB Josh Allen	134
3.	LAC	QB Justin Herbert	125
4.	Hou.	QB Deshaun Watson	121
5.	K.C.	QB Patrick Mahomes	120

*Pro Football Hall of Famer

PLAYERS WITH 100 PASSING TOUCHDOWNS & 10 RUSHING TOUCHDOWNS, FIRST FOUR SEASONS, NFL HISTORY

Team	Player	Passing TDs	Rushing TDs
LAC	QB Justin Herbert	114	11
Buf.	QB Josh Allen	103	31
Hou.	QB Deshaun Watson	104	17
Sea.	QB Russell Wilson	106	12
Ind.	QB Andrew Luck	101	12

HERBERT SETS ANOTHER TEAM RECORD

Justin Herbert set a team record for the most pass attempts without an interception, throwing 233 passes from Dec. 26, 2022-Oct. 1, 2023.

CONSECUTIVE PASS ATTEMPTS WITHOUT AN INTERCEPTION, CHARGERS HISTORY

Rank	Quarterback	Dates	Consec. Attempts
1.	Justin Herbert	Dec. 26, 2022-Oct. 1, 2023	233
2.	Drew Brees	Oct. 17, 2004-Dec. 5, 2004	194
3.	Philip Rivers	Nov. 27, 2011-Dec. 24, 2011	170
4.	Dan Fouts	Sept. 27, 1981-Oct. 25, 1981	168

THREADING THE NEEDLE ON THIRD DOWN

In his 67 career starts, **Justin Herbert** has been the one of the best passers in the NFL at moving the chains on third down. He has completed 411 passes on 664 attempts (61.9 pct.) for 4,913 yards and 45 touchdowns with 18 interceptions (95.8 passer rating). Herbert's 411 completions lead the NFL, while his 4,913 passing yards rank second on third down since 2020.

Herbert tied for the league lead with 14 touchdown passes on third down in 2020, good for the most by a rookie in the last 40 seasons. He has added 31 since then, giving him 45 third-down passing scores since entering the professional ranks, which is tied for No. 2 over that span.

Herbert's 95.8 passer rating on third down ranks 10th in the NFL and over the last five years among players with at least 300 passing attempts on third down.

THIRD DOWN COMPLETIONS, NFL, SINCE 2020

Rank	Team/s	Player	Completions
1.	LAC	QB Justin Herbert	411
2.	LAR/Det.	QB Jared Goff	384
3.	K.C.	QB Patrick Mahomes	378
4.	Min./Atl.	QB Kirk Cousins	368
5.	L.V./N.O.	QB Derek Carr	365

THIRD DOWN PASSING YARDS, NFL, SINCE 2020

Rank	Team	Player	Passing Yards
1.	K.C.	QB Patrick Mahomes	5,193
2.	LAC	QB Justin Herbert	4,913
3.	L.V./N.O.	QB Derek Carr	4,794
4.	Min./Atl.	QB Kirk Cousins	4,439
5.	LAR/Det.	QB Jared Goff	4,386

THIRD DOWN PASSING TOUCHDOWNS, NFL, SINCE 2020

Rank	Team/s	Player	Passing Touchdowns
1.	K.C.	QB Patrick Mahomes	54
2.	LAC	QB Justin Herbert	45
	Min./Atl.	QB Kirk Cousins	45
4.	Buf.	QB Josh Allen	43
5.	T.B.	QB Tom Brady	39

Herbert ranks No. 1 in the NFL with 294 passing first downs on third down over the past five seasons. He threw for 12 third-down conversions in 2021's Week 1 win at Washington, the most passing first downs in a single game on third down since Andrew Luck did so in 2012. Herbert sported a league-leading 79 passing first downs on third down in 2021.

THIRD DOWN PASSING FIRST DOWNS, NFL, SINCE 2020

Rank	Team/s	Player	Passing First Downs
1.	LAC	QB Justin Herbert	294
2.	K.C.	QB Patrick Mahomes	291
3.	Buf.	QB Josh Allen	258
4.	LAR/Det.	QB Jared Goff	251
5.	L.V./N.O.	QB Derek Carr	250

JUSTIN HERBERT

FEELING IT ON FOURTH DOWN

Since entering the NFL in 2020, **Justin Herbert** has been one of the league's top passers on fourth down. He threw a pair of fourth-down touchdowns in Week 10 of the 2023 season, giving him 10 passing scores on fourth down since coming into the NFL in 2020, ranking No. 2 in the league over that span.

FOURTH DOWN PASSING TOUCHDOWNS, NFL, SINCE 2020

Rank	Team/s	Player	Passing Touchdowns
1.	Buf.	QB Josh Allen	11
2.	LAC	QB Justin Herbert	10
3.	Min./Atl.	QB Kirk Cousins	9
4.	Ari.	QB Kyler Murray	7
	LAR/Det.	QB Jared Goff	7
6.	—	Six Other Players	6

Herbert also leads the NFL over that span in completions (37), passing yards (492) and passing first downs (33). He has the No. 3 fourth-down passer rating (114.2) since 2020 among players with at least 30 passing attempts on fourth down.

FOURTH DOWN COMPLETIONS, NFL, SINCE 2020

Rank	Team/s	Player	Completions
1.	LAC	QB Justin Herbert	37
2.	LAR/Det.	QB Jared Goff	34
3.	Min./Atl.	QB Kirk Cousins	32
4.	Jax.	QB Trevor Lawrence	30
5.	Ari.	QB Kyler Murray	29

FOURTH DOWN PASSING YARDS, NFL, SINCE 2020

Rank	Team	Player	Passing Yards
1.	LAC	QB Justin Herbert	492
2.	Min./Atl.	QB Kirk Cousins	384
3.	LAR/Det.	QB Jared Goff	364
4.	Ari.	QB Kyler Murray	347
5.	Cin.	QB Joe Burrow	331
	Jax.	QB Trevor Lawrence	331

FOURTH DOWN PASSING FIRST DOWNS, NFL, SINCE 2020

Rank	Team/s	Player	Passing First Downs
1.	LAC	QB Justin Herbert	33
2.	LAR/Det.	QB Jared Goff	31
	Min./Atl.	QB Kirk Cousins	31
4.	Ari.	QB Kyler Murray	27
	Jax.	QB Trevor Lawrence	27

FOURTH DOWN PASSER RATING, MIN. 30 ATT., NFL, SINCE 2020

Rank	Team/s	Player	Passer Rating
1.	Cin.	QB Joe Burrow	124.0
2.	Phi.	QB Jalen Hurts	121.0
3.	LAC	QB Justin Herbert	114.2
4.	Atl./Ind.	QB Matt Ryan	112.1
5.	L.V./N.O.	QB Derek Carr	111.8

LEGGING IT OUT

In the team's *Sunday Night Football* victory over Pittsburgh in Week 11 of the 2021 season, **Justin Herbert** threw for 382 yards and ran for 90 yards, becoming the only player to ever top 350 yards passing and 90 yards rushing in a single game. He was the fifth player ever to run for 90 yards and pass for 300 in the same game.

QUARTERBACKS WITH 300 PASSING YARDS AND 90 RUSHING YARDS, SINGLE GAME, NFL HISTORY

Season (Wk)	Team	Quarterback	Pass Yds	Rush Yds
2022 (2)	Bal.	Lamar Jackson	318	119
2021 (14)	Buf.	Josh Allen	308	109
2021 (11)	LAC	Justin Herbert	382	90
2015 (15)	Car.	Cam Newton	340	100
2014 (7)	Sea.	Russell Wilson	313	106
2011 (5)	Phi.	Mike Vick	315	90
1989 (15)	Phi.	Randall Cunningham	306	92

TARGET ACQUIRED

Justin Herbert has thrown touchdowns to 20 players, including 15 with multiple scores. He's most frequently thrown touchdowns to WR Keenan Allen, who caught 24 scores from Herbert. The first passing score of his career went to WR Jalen Guyton, who also caught the first touchdown of his career on the play.

HERBERT'S CAREER TOUCHDOWN PASSES BY RECEIVER

Receiver	Touchdown Passes
WR Keenan Allen	24
WR Mike Williams	18
RB Austin Ekeler	16
TE Donald Parham Jr.	11
WR Joshua Palmer	8
TE Gerald Everett	7
WR Jalen Guyton	7
TE Jared Cook	4
TE Hunter Henry	4
WR Quentin Johnston	4
WR DeAndre Carter	3
WR Tyron Johnson	3
FB Zander Horvath	2
WR Ladd McConkey	2
FB Gabe Nabers	2
TE Stephen Anderson	1
WR Simi Fehoko	1
TE Virgil Green	1
TE Stone Smartt	1
RB Kimani Vidal	1
Total (20 Receivers)	120

JUSTIN HERBERT IN PRIMETIME

A PRIME-TIME PRODIGY

Since entering the NFL, **Justin Herbert** has made 16 starts in primetime, leading the Bolts to wins on each of the regularly-slated prime-time games — *Thursday Night Football*, *Sunday Night Football* and *Monday Night Football*.

He has been one of the best quarterbacks under the lights since entering the NFL in 2020, with his 93.7 passer rating in prime-time games ranking No. 7 in the NFL over the that span among players with at least 500 prime-time passing attempts.

Herbert has thrown 30 touchdown passes in his 16 prime-time starts, ranking No. 5 in the NFL in primetime since he entered the league in 2020.

PRIME-TIME PASSER RATING, MIN. 500 ATT., SINCE 2020

Rank	Team/s	Player	Passer Rating
1.	G.B./NYJ	QB Aaron Rodgers	115.7
2.	Buf.	QB Josh Allen	103.7
3.	Dal.	QB Dak Prescott	100.9
4.	K.C.	QB Patrick Mahomes	96.1
5.	Sea./Den./Pit.	QB Russell Wilson	94.2
6.	LAC	QB Justin Herbert	93.7
7.	Bal.	QB Lamar Jackson	93.7

THURSDAY NIGHT FOOTBALL

As a rookie in 2020, **Justin Herbert** recorded his first career comeback win in the fourth quarter or overtime in Week 15 at Las Vegas, leading the Bolts to a 30-27 overtime victory. He finished the game with 314 passing yards and two touchdowns on 22-of-32 passing (68.8 pct.) for a 121.1 passer rating. Herbert added a rushing touchdown in overtime to secure the victory.

At 22 years, 282 days old, Herbert became the second-youngest player to mount a come-from-behind win in the fourth quarter or overtime of a Thursday night game in NFL history.

YOUNGEST QUARTERBACKS TO LEAD A COME-FROM-BEHIND WIN IN FOURTH QUARTER OR OVERTIME, THURSDAY NIGHT GAMES, NFL HISTORY

Rk.	Team	Game	Player	Age (Yrs-Days)
1.	S.F.	Dec. 14, 2006 at Sea.	QB Alex Smith	22-221
2.	LAC	Dec. 17, 2020 at L.V.	QB Justin Herbert	22-282
3.	Dal.	Dec. 1, 2016 at Min.	QB Dak Prescott	23-125

MONDAY NIGHT FOOTBALL

In six appearances on *Monday Night Football*, **Justin Herbert** has thrown for 1,322 yards and nine scores with three interceptions on 144-of-227 passing (63.4 pct.) for a 89.6 passer rating.

In 2020, Herbert tossed four touchdown passes on *Monday Night Football*, setting the program's single-game rookie passing touchdown record. He added three touchdowns in the lone Monday night contest in 2021, making him one of four players with seven or more touchdown passes in their first two starts on *MNF* since the program began in 1970.

SUNDAY NIGHT FOOTBALL

Justin Herbert has appeared in seven career games on *Sunday Night Football*, totaling 2,123 passing yards and 14 touchdowns with five interceptions on 207-of-305 passing (67.9 pct.) for a 96.1 passer rating. In four of those games, Herbert has registered a completion percentage of at least 65.0 and attempted at least 40 passes, tied for the third-most performances since the program's inception in 2006.

In the team's Week 14 win on *SNF* in 2022, Herbert completed 39 passes on 51 attempts (76.5 pct.) for 367 yards and a touchdown with zero interceptions (102.3 rating). His 76.5 completion percentage was the best ever in a Sunday night contest by a quarterback to throw zero interceptions and 45-plus attempts.

HIGHEST COMPLETION PCT., SUNDAY NIGHT GAME, MIN. 45 ATT., AND ZERO INTERCEPTIONS, NFL HISTORY

Rk.	Team	Game	Player	Comp. Pct.
1.	LAC	Dec. 11, 2022 vs. Mia.	QB Justin Herbert	76.5
2.	T.B.	Oct. 2, 2022 vs. K.C.	QB Tom Brady	75.0
3.	N.E.	Oct. 27, 1996 vs. Buf.	QB Drew Bledsoe	71.1
4.	K.C.	Nov. 14, 2021 at L.V.	QB Patrick Mahomes	70.0

Herbert completed his first 15 passes of the team's 2023 Week 8 win over Chicago on *SNF*, finishing with 298 yards and three touchdowns with zero interceptions on 31-of-40 passing (77.5 pct.) to register a 122.7 passer rating. Herbert's completion percentage was the fourth-highest in a Sunday night contest in NFL history among players with at least 40 passing attempts and zero interceptions.

HIGHEST COMPLETION PCT., SUNDAY NIGHT GAME, MIN. 40 ATT., AND ZERO INTERCEPTIONS, NFL HISTORY

Rk.	Team	Game	Player	Comp. Pct.
1.	N.O.	Nov. 10, 2013 vs. Dal.	QB Drew Brees	82.9
2.	Mia.	Nov. 5, 2017 vs. Oak.	QB Jay Cutler	81.0
3.	N.O.	Oct. 4, 2015 vs. Dal.	QB Drew Brees	80.5
4.	LAC	Oct. 29, 2023 vs. Chi.	QB Justin Herbert	77.5
5.	LAC	Dec. 11, 2022 vs. Mia.	QB Justin Herbert	76.5

Herbert made his first career appearance on *SNF* in Week 11 of 2021 against Pittsburgh, throwing for 382 yards and three touchdowns with an interception on 31-of-40 passing (73.2 pct.) for a 116.1 passer rating. He added 90 rushing yards to become the first player ever to have at least 350 yards passing and 90 yards rushing in a single game.

His 116.1 passer rating was the best in a quarterback's first career start on *SNF* with at least 40 passing attempts since the program began in 2006. It was also the best passer rating by a quarterback ever in their first career start in Sunday night game (min. 40 att.).

PASSER RATING, FIRST CAREER START IN A SUNDAY NIGHT GAME, MINIMUM 40 ATTEMPTS, NFL HISTORY

Rk.	Team	Game	Player	Passer Rtg.
1.	LAC	Nov. 21, 2021 vs. Pit.	QB Justin Herbert	116.1
2.	Ari.	Oct. 2, 2005 vs. S.F.	QB Josh McCown	109.4
3.	StL	Nov. 18, 2001 at N.E.	QB Kurt Warner	105.4

JUSTIN HERBERT

A ROOKIE CAMPAIGN FOR THE AGES

AWARDS

- *The Associated Press* Offensive Rookie of the Year
- *Professional Football Writers of America* Rookie of the Year
- PFWA Offensive Rookie of the Year
- PFWA All-Rookie Selection
- NFL Offensive Rookie of the Month (October)
- NFL Offensive Rookie of the Month (November)
- FedEx NFL Air Player of the Week — Week 11 vs. NYJ (fan vote)
- Voted by fans as the Pepsi Zero Sugar Rookie of the Year
- Nine-time Pepsi Zero Sugar Rookie of the Week (voted by fans)

RECORDS AT THE TIME

- Most passing touchdowns by a rookie quarterback ever (31).
- Most combined touchdowns by a rookie in NFL history (36).
- Most consecutive games by a rookie quarterback with multiple passing touchdowns in NFL history (seven).
- Most performances by a rookie quarterback with 300-plus passing yards in NFL history (eight).
- Most performances by a rookie quarterback with three-plus touchdowns in NFL history (six).
- Most games by a rookie quarterback with multiple touchdown passes in NFL history (10).
- Most completions ever by a rookie quarterback (396).
- Youngest player ever to throw 30 touchdowns in a single season, doing so at 22 years, 299 days old.
- Tied for the longest streak of game-winning drives (three games) in the fourth quarter or overtime by a rookie quarterback in the Super Bowl era (since 1966).
- Recorded the first win in pro football history by a rookie quarterback while posting 300 passing yards, three touchdown passes, a rushing score and no interceptions.
- Most passing touchdowns by a rookie quarterback in a game (four) and a half (three) in *Monday Night Football* history.
- Tied for the longest streak of games with three-plus touchdown passes by a rookie quarterback in NFL history (four).
- Tied for the most 300-yard passing performances in a player's first two career games (two).
- Became the first player since at least 1970 to register over 1,500 passing yards and a 100-plus passer rating through the first five games of a career.
- Set marks for the most passing attempts, completions, passing yards and touchdown passes by a rookie quarterback in Chargers history.
- Recorded the most single-game rushing yards by a quarterback in team annals (66 in Week 7 vs. Jax.).

ACCOMPLISHMENTS AND OTHER NOTES AT THE TIME

- Ranked second among rookie quarterbacks in NFL history with 4,336 passing yards on the season.
- Joined Patrick Mahomes as the only players in history to eclipse 4,000 passing yards in the first 14 starts of a career.
- Became the second player in NFL history to top 250 passing yards in each of the first seven games of a career (Mahomes).
- Threw a touchdown pass in each of his first 10 games played, the second-longest streak to open an career in NFL history.
- Threw for 277 yards in the first half of Week 11, the most by any rookie quarterback in a first half over the last 40 seasons.
- Became the third quarterback in NFL history to have 300 passing yards and a rushing score in a debut.
- Threw for the fourth-most passing yards in a debut since 1970.
- Became the first quarterback to throw a touchdown and run for a score in the first half of a debut since 1954.

OFFENSIVE ROOKIE OF THE YEAR

Justin Herbert earned widespread recognition as the Offensive Rookie of the Year, including as the 10th quarterback in history to win the honor from *The Associated Press*. Herbert was also selected by *Professional Football Writers of America* as Rookie of the Year and Offensive Rookie of the Year — becoming the second and seventh quarterback to win those awards, respectively. He is the first player in history to be recognized with all three honors.

QUARTERBACKS TO WIN AP OFFENSIVE ROOKIE OF THE YEAR

Season	Team	Player	Combined TDs
2023	Hou.	C.J. Stroud	26
2020	LAC	Justin Herbert	36
2019	Ari.	Kyler Murray	24
2016	Dal.	Dak Prescott	29
2012	Was.	Robert Griffin III	27
2011	Car.	Cam Newton	35
2010	StL	Sam Bradford	19
2008	Atl.	Matt Ryan	17
2006	Ten.	Vince Young	19
2004	Pit.	Ben Roethlisberger	18
1970	Buf.	Dennis Shaw	10

HOT OUT OF THE GATE

Justin Herbert kicked off his career with a pair of historic streaks. As a rookie, he tossed a touchdown pass in each of the first 10 games of his career, just one less than the all-time record. Herbert's streak of games with 250-plus passing yards to start a career ended at seven contests, ranking second in NFL history.

PLAYERS WITH A PASSING TOUCHDOWN, CONSECUTIVE GAMES TO START CAREER, NFL HISTORY

Rank	Team	Player	Consecutive Games
1.	Was.	QB Mark Rypien	11
2.	LAC	QB Justin Herbert	10
3.	Den.	QB Jay Cutler	9

PLAYERS WITH 250 PASSING YARDS, CONSECUTIVE GAMES TO START CAREER, NFL HISTORY

Rank	Team	Player	Consecutive Games
1.	K.C.	QB Patrick Mahomes	10
2.	LAC	QB Justin Herbert	7
3.	—	Seven Other Players	2

J.K. DOBBINS



DOBBINS DOMINATES FIRST TWO WEEKS

J.K. Dobbins built off his dominant Week 1 performance in Week 2 to record 131 rushing yards and a score on 17 carries (7.7 avg.). He scored on a 43-yard run in the second quarter, his league-leading third run of at least 40 yards in 2024 to that point.

He became just the sixth player in the last 75 years and first since 1998 to record back-to-back games with 130 yards on the ground and a rushing score in his team's first two games of a season. Dobbins also is the seventh player in the last 75 years and first since 2006 to begin a season with two consecutive games with 130-plus yards on the ground.

PLAYERS WITH 130 RUSHING YARDS AND A RUSHING TOUCHDOWN, CONSECUTIVE GAMES TO START SEASON, NFL, SINCE 1948

Season	Team	Player	Consecutive Games
1975	Buf.	RB O.J. Simpson*	4
2024	LAC	RB J.K. Dobbins	2
1998	S.F.	RB Garrison Hearst	2
1980	Det.	RB Billy Sims	2
1963	Cle.	RB Jim Brown*	2
1955	BalC**	RB Alan Ameche	2

PLAYERS WITH 130 RUSHING YARDS, CONSECUTIVE GAMES TO START SEASON, NFL, SINCE 1948

Season	Team	Player	Consecutive Games
1975	Buf.	RB O.J. Simpson*	4
2024	LAC	RB J.K. Dobbins	2
2006	Atl.	RB Warrick Dunn	2
1998	S.F.	RB Garrison Hearst	2
1980	Det.	RB Billy Sims	2
1963	Cle.	RB Jim Brown*	2
1955	BalC**	RB Alan Ameche	2

*Pro Football Hall of Famer

**Baltimore Colts

SETTING THE PACE

Through the first six weeks of the 2024 season, J.K. Dobbins ranks No. 3 among NFL running backs with his 5.41-yard rushing average (min. 60 att.) and ranks second in the AFC with 438 rushing yards.

RUSHING AVERAGE, RUNNING BACKS, MIN. 60 ATT., NFL, 2024

Rank	Team	Player	Rushing Average
1.	Bal.	RB Derrick Henry	5.92
2.	Car.	RB Chuba Hubbard	5.64
3.	LAC	RB J.K. Dobbins	5.41
4.	S.F.	RB Jordan Mason	5.34
4.	Phi.	RB Saquon Barkley	5.30

RUSHING YARDS, AFC, 2024

Rank	Team	Player	Rushing Yards
1.	Bal.	RB Derrick Henry	704
2.	LAC	RB J.K. Dobbins	438
3.	Bal.	QB Lamar Jackson	403
4.	Pit.	RB Najee Harris	376
5.	N.E.	RB Rhamondre Stevenson	356

DOBBINS RUNS WILD IN WEEK 1 WIN

In the Week 1 victory, J.K. Dobbins rushed for 135 yards and a touchdown on 10 carries (13.5 avg.), highlighted by multiple carries of 45-plus yards.

Dobbins, who returned to action after missing most of last season due to injury, became just the third player in the last 30 seasons to post multiple 45-yard runs a Week 1 contest, while his 13.5-yard rushing average was the best by any player in the first week of a season in NFL history (min. 10 att.).

He headlined a Bolts rushing offense that ran for 176 yards and averaged 6.5 yards per attempt in the victory, the best rushing average by any AFC team in Week 1.

RUSHING AVERAGE, SINGLE GAME, MINIMUM 10 ATTEMPTS, KICKOFF WEEKEND, NFL HISTORY

Rk.	Team	Game	Player	Rush Avg.
1.	LAC	Sept. 8, 2024 vs. L.V.	RB J.K. Dobbins	13.5
2.	ChiC*	Sept. 29, 1949 vs. Was.	HB Charley Trippi	13.0
3.	ChiC*	Sept. 27, 1959 vs. Was.	WR Bobby Joe Conrad	12.7
4.	NYJ	Sept. 11, 2023 vs. Buf.	RB Breece Hall	12.7
5.	Buf.	Sept. 8, 2012 at NYJ	RB C.J. Spiller	12.1

*Chicago Cardinals

RUSHES OF 45-PLUS YARDS, SINGLE GAME, KICKOFF WEEKEND, SINCE 1991

Rk.	Team	Game	Player	No.
1.	LAC	Sept. 8, 2024 vs. L.V.	RB J.K. Dobbins	2
	Buf.	Sept. 8, 2012 at NYJ	RB C.J. Spiller	2
	Min.	Sept. 6, 1992 at G.B.	RB Terry Allen	2
4.	—	Several Others		1

DERWIN JAMES JR.

AMONG THE BEST THROUGH 70 GAMES

Derwin James Jr., recorded 521 tackles, 27 tackles for loss and 12.5 sacks in his first 70 career games played, becoming the 10th NFL player and the first defensive back to record 500 tackles, 25 tackles for loss and 10.0 sacks within the first 70 games of a career since tackles for loss began being tracked in 2008.

PLAYERS WITH 500 TACKLES, 25 TACKLES FOR LOSS AND 10 SACKS, FIRST 70 CAREER GAMES, NFL, SINCE 2008

Seasons	Team/s	Player	Sacks	TFL	Tackles
2018-24	LAC	S Derwin James Jr.	12.5	27	521
2019-23	T.B.	LB Devin White	21.5	37	539
2018-23	Ind.	LB Shaquille Leonard	15.0	32	605
2018-22	Chi./Bal.	LB Roquan Smith	16.5	47	611
2016-20	G.B./NYG	LB Blake Martinez	12.0	35	586
2012-17	Ind./Chi.	LB Jerrell Freman	12.0	29	598
2012-16	Sea.	LB Bobby Wagner	12.0	30	621
2012-16	T.B.	LB Lavonte David	14.0	78	620
2010-15	S.F.	LB NaVorro Bowman	10.0	33	507
2007-11	S.F.	LB Patrick Willis	16.0	34	649

James is one of six players — and the only defensive back — since the turn of the century to post 500 tackles, five interceptions and 10 sacks within the first 70 games of a career.

PLAYERS WITH 500 TACKLES, FIVE INTERCEPTIONS AND 10 SACKS, FIRST 70 CAREER GAMES, NFL, SINCE 2000

Seasons	Team/s	Player	Sacks	INTs	Tackles
2018-24	LAC	S Derwin James Jr.	12.5	8	521
2018-23	Ind.	LB Shaquille Leonard	15.0	12	605
2018-22	Chi./Bal.	LB Roquan Smith	16.5	7	611
2012-16	Sea.	LB Bobby Wagner	12.0	6	621
2012-16	T.B.	LB Lavonte David	14.0	9	620
2000-04	Chi.	LB Brian Urlacher	25.0	6	559

MAKING AN IMPACT

Derwin James Jr., eclipsed 500 career tackles in his 67th career game, doing so faster than any defensive back since the turn of the century. He also topped 400 career tackles (55 games) and 300 career tackles (41 games) faster than any defensive back over that span.

FEWEST GAMES TO 500 TACKLES, DEFENSIVE BACKS, NFL, SINCE 2000

Rank	Team/s	Player	Games
1.	LAC	S Derwin James Jr.	67
2.	NYG/Was.	S Landon Collins	68
3.	NYG/Oak./Mia.	S Gibril Wilson	71

FEWEST GAMES TO 400 TACKLES, DEFENSIVE BACKS, NFL, SINCE 1991

Rank	Team	Player	Games
1.	LAC	S Derwin James Jr.	55
2.	NYG	S Landon Collins	56
3.	Jax.	S Johnathan Cyprien	57



A DEFENSIVE CHESS PIECE

In 2023, Derwin James Jr., totaled a team-high 125 tackles and was one of eight NFL defensive backs on the season to total a sack, an interception, four tackles for loss and 90 tackles.

DEFENSIVE BACKS WITH 90 TACKLES, A SACK, AN INTERCEPTION AND FOUR TACKLES FOR LOSS, NFL, 2023

Rk.	Team	Player	Sacks	TFL	INTs	Tackles
1.	LAC	S Derwin James Jr.	2.0	5	1	125
2.	T.B.	S Antoine Winfield Jr.	6.0	6	3	122
3.	Min.	S Josh Metellus	2.5	7	1	112
4.	Cin.	S Dax Hill	1.5	6	2	110
5.	N.E.	DB Kyle Dugger	1.5	6	2	106
6.	Jax.	S Rayshawn Jenkins	1.0	7	2	100
7.	K.C.	S Justin Reid	3.0	5	1	95
8.	Ind.	CB Kenny Moore II	1.5	8	3	93

In 2022, James became the seventh defensive back since the turn of the century to record at least 100 tackles, four sacks and a forced fumble in a single season.

DEFENSIVE BACKS WITH 100 TACKLES, FOUR SACKS AND A FORCED FUMBLE, SINGLE SEASON, NFL, SINCE 2000

Season	Team	Player	Sacks	FF	Tackles
2023	T.B.	S Antoine Winfield Jr.	6.0	6	122
2022	LAC	S Derwin James Jr.	4.0	2	115
2022	Chi.	DB Jaquan Brisker	4.0	1	104
2019	Car.	S Eric Reid	4.0	1	129
2019	Ten.	CB Logan Ryan	4.5	4	113
2010	Oak.	S Tyvon Branch	4.0	1	101
2005	Ari.	S Adrian Wilson	8.0	1	108
2000	S.D.	S Rodney Harrison	6.0	1	127

DERWIN JAMES JR.



ZERO TO SIXTY

Derwin James Jr., posted 445 tackles, 22 tackles for loss and 9.5 sacks in his first 60 games played, becoming the 11th NFL player and the first defensive back to record 400 tackles, 20 tackles for loss and nine sacks within the first 60 games of a career since tackles for loss began being tracked in 2008.

PLAYERS WITH 400 TACKLES, 20 TACKLES FOR LOSS AND NINE SACKS, FIRST 60 CAREER GAMES, NFL, SINCE 2008

Seasons	Team/s	Player	Sacks	TFL	Tackles
2020-23	Bal.	LB Patrick Queen	13.5	35	404
2018-23	LAC	S Derwin James Jr.	9.5	22	445
2019-22	T.B.	LB Devin White	20.5	35	474
2018-22	Ind.	LB Shaquille Leonard	15.0	30	531
2018-21	Chi.	LB Roquan Smith	14.0	43	517
2016-20	Dal.	LB Jaylon Smith	9.0	20	456
2016-19	G.B.	LB Blake Martinez	9.0	28	487
2012-16	Ind./Chi.	LB Jerrell Freman	12.0	25	512
2012-16	Sea.	LB Bobby Wagner	10.5	27	506
2012-15	T.B.	LB Lavonte David	12.0	66	555
2009-14	Hou.	LB Brian Cushing	11.0	34	438
2007-10	S.F.	LB Patrick Willis	14.0	28	568

James is one of four players — and the only defensive back — since the turn of the century to post 400 tackles, eight interceptions and nine sacks within the first 60 games of a career.

PLAYERS WITH 400 TACKLES, EIGHT INTERCEPTIONS AND NINE SACKS, FIRST 60 CAREER GAMES, NFL, SINCE 2000

Seasons	Team	Player	Sacks	INTs	Tackles
2018-23	LAC	S Derwin James Jr.	9.5	8	445
2018-22	Ind.	LB Shaquille Leonard	15.0	11	531
2012-15	T.B.	LB Lavonte David	12.0	9	555
2009-14	Hou.	LB Brian Cushing	11.0	8	438

A NOVEMBER TO REMEMBER

In a dominant November 2022, Derwin James Jr., posted 37 tackles (20 solo), two sacks, an interception and a pair of forced fumbles. He was the only defender during the month to have a sack, a pick and a forced fumble. James was recognized as AFC Defensive Player of the Month for his efforts in November.

James was also the only defensive back in the last 30 years and first player in a decade to have at least 30 tackles, multiple sacks, an interception and a forced fumble in a single November.

PLAYERS WITH 30 TACKLES, TWO SACKS, AN INTERCEPTION AND A FORCED FUMBLE, SINGLE NOVEMBER, NFL, SINCE 1991

Season	Team	Player	Sacks	FF	INTs	Tackles
2022	LAC	S Derwin James Jr.	2.0	2	1	37
2013	Oak.	LB Nick Roach	4.5	2	1	38
2009	Sea.	LB David Hawthorne	3.0	1	2	50
2008	Pit.	LB James Harrison	5.5	3	1	36
2005	Jax.	LB Mike Peterson	2.0	1	1	37
2004	Car.	LB Will Witherspoon	2.0	1	2	36
2003	Phi.	LB Nate Wayne	3.0	2	1	36
2001	G.B.	LB Nate Wayne	2.0	1	2	39
1999	T.B.	LB Derrick Brooks	2.0	2	2	39

DERWIN'S PICKS AND SACKS BY PASSER

Derwin James Jr., has recorded eight interceptions and 11.5 sacks in his career. He has brought down Patrick Mahomes the most, totaling two sacks of the Texas Tech product. Below is a look at his career regular-season sacks and interceptions by passer:

REGULAR-SEASON CAREER INTs BY PASSER (8)

INTs	Passer	Most Recent INT
1	QB Tyson Bagent	Oct. 29, 2023 vs. Chi.
	QB Derek Carr	Oct. 4, 2021 vs. L.V.
	QB Nick Foles	Dec. 26, 2022 at Ind.
	QB Jared Goff	Sept. 23, 2018 at LAR
	QB Drew Lock	Nov. 28, 2021 at Den.
	QB Kyler Murray	Nov. 27, 2022 at Ari.
	QB Ben Roethlisberger	Dec. 2, 2018 at Pit.
	QB Josh Rosen	Nov. 25, 2018 vs. Ari.

REGULAR-SEASON CAREER SACKS BY PASSER (11.5)

Sacks	Passer	Most Recent Sack
2.0	QB Patrick Mahomes	Nov. 20, 2022 vs. K.C.
1.5	QB Baker Mayfield	Oct. 10, 2021 vs. Cle.
1.0	QB Josh Allen	Sept. 16, 2018 at Buf.
	QB C.J. Beathard	Sept. 30, 2018 vs. S.F.
	QB Derek Carr	Sept. 11, 2022 vs. L.V.
	QB Marcus Mariota	Nov. 6, 2022 at Atl.
	QB Jarrett Stidham	Dec. 31, 2023 at Den.
	QB Russell Wilson	Oct. 17, 2022 vs. Den.
	QB Bailey Zappe	Dec. 3, 2023 at N.E.
0.5	QB Joe Burrow	Dec. 5, 2021 at Cin.
	QB Dak Prescott	Sept. 19, 2021 vs. Dal.

KHALIL MACK

RETURN OF THE MACK

Since entering the NFL in 2014, **Khalil Mack** has totaled 104.0 sacks, the second-most over that span. He's one of football's top defenders at forcing turnovers, leading the league in forced fumbles and ranking No. 2 in strip-sacks since entering the NFL.

Mack's 251 career hurries lead the league since he entered the NFL in 2014, while his 438 pressures rank No. 2 over that span.

SACKS, NFL, SINCE 2014

Rank	Team/s	Player	Sacks
1.	LAR	DT Aaron Donald	111.0
2.	Oak./Chi./LAC	OLB Khalil Mack	104.0
3.	Pit.	LB T.J. Watt	101.0
4.	N.O.	DE Cameron Jordan	96.0
5.	N.E./Ari./L.V.	OLB Chandler Jones	94.5

FORCED FUMBLES, NFL, SINCE 2014

Rank	Team/s	Player	Forced Fum.
1.	Oak./Chi./LAC	OLB Khalil Mack	31
2.	N.E./Ari./L.V.	OLB Chandler Jones	30
	Pit.	LB T.J. Watt	30
4.	T.B.	LB Lavonte David	28
5.	LAR	DT Aaron Donald	24

STRIP-SACKS, NFL, SINCE 2014

Rk.	Team/s	Player	Strip Sacks
1.	N.E./Ari./L.V.	OLB Chandler Jones	26
2.	Oak./Chi./LAC	OLB Khalil Mack	23
3.	Pit.	LB T.J. Watt	21
4.	Den./T.B.	OLB Shaquil Barrett	19
5.	Cle.	DE Myles Garrett	18
	LAR	DT Aaron Donald	18
	StL./LAR/Mia./Dal./Chi./Phi.	LB Robert Quinn	18
	Jax./Min./Bal./L.V./Ind./Chi.	DE Yannick Ngakoue	18

QUARTERBACK HURRIES, NFL, SINCE 2014

Rank	Team/s	Player	Hurries
1.	Oak./Chi./LAC	OLB Khalil Mack	251
2.	LAR	DT Aaron Donald	214
3.	N.O.	DE Cameron Jordan	212
4.	Den./LAR/Buf.	OLB Von Miller	209
5.	Buf./Hou.	DL Jerry Hughes	204

DEFENSIVE PRESSURES, NFL, SINCE 2014

Rank	Team/s	Player	Pressures
1.	LAR	DT Aaron Donald	475
2.	Oak./Chi./LAC	OLB Khalil Mack	438
3.	N.O.	DE Cameron Jordan	396
4.	Den./LAR/Buf.	OLB Von Miller	394
5.	Hou./Ari.	DE J.J. Watt	393



MACK DOMINATES NOVEMBER

In November 2023, **Khalil Mack** led all NFL players during the month with 6.0 sacks and two strip-sacks, while adding 23 tackles (19 solo), five tackles for loss, five quarterback hits and three passes defended. Mack was recognized as AFC Defensive Player of the Month for his efforts in November.

Mack became just the second player in the last 15 years to record five sacks, five tackles for loss, multiple pass breakups and multiple strip-sacks in a single November and is just the sixth player to do so in any month over the past 15 seasons.

PLAYERS WITH FIVE SACKS, FIVE TACKLES FOR LOSS, MULTIPLE STRIP-SACKS AND MULTIPLE PASSES DEFENSED, SINGLE MONTH, NFL, SINCE 2008

Month	Team	Player	Sks	TFLs	PD	Strip-Sks
Nov. 2023	LAC	OLB Khalil Mack	6.0	5	3	2
Sept. 2023	Pit.	LB T.J. Watt	6.0	5	2	2
Sept. 2019	T.B.	OLB Shaquil Barrett	9.0	7	2	3
Nov. 2016	NYG	DE Jason Pierre-Paul	5.5	5	4	2
Oct. 2011	Min.	DE Jared Allen	8.0	7	2	2
Oct. 2009	Was.	DE Andre Carter	5.5	7	2	2

MACK TOPS 100 CAREER SACKS

In the 150th regular-season game of his career, **OLB Khalil Mack** eclipsed 100 career sacks in the second quarter on a nine-yard takedown. Among active players, Mack's 104.0 sacks rank No. 4.

SACKS, ACTIVE NFL PLAYERS

Rank	Team/s	Player	Sacks
1.	Den./LAR/Buf.	OLB Von Miller	126.5
2.	N.O.	DE Cameron Jordan	117.5
3.	Ari./Jax./Bal./Atl./Mia.	DL Calais Campbell	107.5
4.	Oak./Chi./LAC	OLB Khalil Mack	104.0
5.	Pit.	LB T.J. Watt	101.0
6.	Cle.	DE Myles Garrett	92.5

KHALIL MACK

MACK DROPS SIX SACKS IN VICTORY



Khalil Mack had a historic performance in the team's 2023 Week 4 win over the Raiders. He set a career high with six sacks, including a pair of strip-sacks. It was the first six-sack performance by any NFL player since 2017 and just the sixth since the stat began being tracked in 1982.

Mack added 10 tackles (eight solo), five tackles for loss, four quarterback hits and a pass defended. He was the only player since at least 2000 to have six sacks and at least 10 tackles in a single game. He was recognized as AFC Defensive Player of the Week for his performance, the fourth weekly award of his career.

Along with his five-sack performance in 2015, Mack joined Hall of Fame LB Derrick Thomas as the only players with multiple games of five or more sacks since the stat started being tracked in 1982.

SACKS, SINGLE GAME, NFL, SINCE 1982

Rk.	Team	Game	Player	Sacks
1.	K.C.	Nov. 11, 1990 vs. Sea.	LB Derrick Thomas	7.0
2.	LAC	Oct. 1, 2023 vs. L.V.	OLB Khalil Mack	6.0
	Atl.	Nov. 12, 2017 vs. Dal.	DL Adrian Clayborn	6.0
	NYG	Sept. 30, 2007 vs. Phi.	DE Osi Umenyiora	6.0
	K.C.	Sept. 6, 1998 vs. Oak.	LB Derrick Thomas	6.0
	S.F.	Nov. 13, 1983 vs. N.O.	DE Fred Dean	6.0
7.	S.F.	Nov. 19, 2012 vs. Chi.	OLB Aldon Smith	5.5
	Det.	Sept. 4, 1983 at T.B.	DE William Gay	5.5

MACK MAKES HISTORY

Khalil Mack eclipsed 12 sacks in 2023, the third season of his career with at least 12 sacks — and with his third franchise. He joined Hall of Famer Kevin Greene as the only two players to have a 12-sack season with three different franchises since the individual sack became an official statistic in 1982.

PLAYERS WITH 12-SACK SEASON WITH THREE DIFFERENT FRANCHISES, NFL, SINCE 1982

Player	Teams (Seasons)
OLB Khalil Mack	Raiders ('15), Bears ('18), Chargers ('23)
LB Kevin Greene*	Rams ('88-90), Steelers ('93-94), Panthers ('96, '99)

**Pro Football Hall of Famer*

TOP OF THE CHARTS

Khalil Mack ranked fourth in the NFL in 2023 with 17.0 sacks, setting a new single-season career high. His four strip-sacks were tied for the second-most in the NFL.

SACKS, NFL, 2023

Rank	Team	Player	Sacks
1.	Pit.	LB T.J. Watt	19.0
2.	Cin.	DE Trey Hendrickson	17.5
	Jax.	OLB Josh Allen	17.5
4.	LAC	OLB Khalil Mack	17.0
5.	Min.	OLB Danielle Hunter	16.5
6.	L.V.	DE Maxx Crosby	14.5

STRIP SACKS, NFL, 2023

Rank	Team	Player	Strip-Sacks
1.	Mia.	LB Bradley Chubb	5
2.	LAC	OLB Khalil Mack	4
	Cle.	DE Myles Garrett	4
	Pit.	LB T.J. Watt	4
5.	Cin.	DE Trey Hendrickson	3
	Det.	DE Aidan Hutchinson	3
	Ind.	DE Samson Ebukam	3
	L.V.	DE Malcolm Koonce	3
	Min.	OLB Danielle Hunter	3
	T.B.	OLB Shaquil Barrett	3

MACK ATTACK

By setting his career high with 17.0 sacks in 2023, **Khalil Mack** tied for the most sacks in a single season by a Charger since the individual sack began being tracked in 1982.

Mack forced a total of five fumbles on the year, including four that were strip-sacks. Since forced fumbles began being tracked in 1994, Mack's five tied for the third-most by a Charger in a single season.

SACKS, SINGLE SEASON, CHARGERS, SINCE 1982

Rank	Season	Player	Sacks
1.	2023	OLB Khalil Mack	17.0
	2006	LB Shawne Merriman	17.0
	1992	DE Leslie O'Neal	17.0
4.	1986	DE Lee Williams	15.0
5.	1989	DE Lee Williams	14.0

FORCED FUMBLES, SINGLE SEASON, CHARGERS, SINCE 1994

Rank	Season	Player	Forced Fumbles
1.	2021	OLB Joey Bosa	7
	2009	LB Shaun Phillips	7
3.	2023	OLB Khalil Mack	5
	—	Two Other Players	5

KHALIL MACK

KHALIL RE-WRITES THE RECORD BOOK

With six sacks in the 2023 Week 4 victory over Las Vegas, **Khalil Mack** set the franchise single-game record, breaking DE Leslie O'Neal's mark of five sacks in 1986.

SACKS, SINGLE GAME, CHARGERS, SINCE 1982

Rank	Game	Player	Sacks
1.	Oct. 1, 2023 vs. L.V.	OLB Khalil Mack	6.0
	Nov. 16, 1986 vs. Dal.	DE Leslie O'Neal	5.0
3.	Dec. 18, 2011 vs. Bal.	OLB Antwan Barnes	4.0
	Oct. 3, 2010 vs. Ari.	LB Shaun Phillips	4.0
	Oct. 22, 1995 at Sea.	DE Leslie O'Neal	4.0
	Dec. 6, 1992 at Phx.*	DE Leslie O'Neal	4.0
	Dec. 22, 1991 vs. Den.	DE Leslie O'Neal	4.0

**Phoenix Cardinals*

MACK'S PICKS BY PASSER

Khalil Mack has picked off three passes, including two that he returned for a touchdown. Below is a look at his career regular-season interceptions by quarterback:

REGULAR-SEASON CAREER INTs BY PASSER (3)

INTs	Passer	Most Recent INT
1	QB Kirk Cousins	Nov. 16, 2020 vs. Min.
	QB DeShone Kizer	Sept. 9, 2018 at G.B.
	QB Cam Newton	Nov. 27, 2016 vs. Car.



MACK'S SACKS BY PASSER

Khalil Mack has sacked 48 players in the regular season for a total of 104.0 career sacks. Below is a list of his career sacks by passer:

REGULAR-SEASON CAREER SACKS BY PASSER (104.0)

Sacks	Passer	Most Recent Sack
6.0	QB Aidan O'Connell	Oct. 1, 2023 vs. L.V.
	QB Brock Osweiler	Nov. 21, 2016 vs. Hou.
5.5	QB Aaron Rodgers	Oct. 17, 2021 vs. G.B.
	QB Alex Smith	aDec. 10, 2017 at K.C.
5.0	QB Trevor Siemian	Nov. 26, 2017 vs. Den.
4.0	QB Derek Carr	Sept. 11, 2022 L.V.
	QB Kirk Cousins	Dec. 20, 2020 at Min.
	QB Dak Prescott	Oct. 16, 2023 vs. Dal.
3.0	QB Tom Brady	Oct. 8, 2020 vs. T.B.
	QB Jared Goff	Oct. 3, 2021 vs. Det.
	QB Josh McCown	Sept. 17, 2017 vs. NYJ
2.0	QB Sam Bradford	Sept. 23, 2018 at Ari.
	QB Teddy Bridgewater	Oct. 18, 2020 at Car.
	QB Joe Flacco	Sept. 15, 2019 at Den.
	QB Lamar Jackson	Nov. 26, 2023 vs. Bal.
	QB Daniel Jones	Sept. 20, 2020 vs. NYG
	QB Colin Kaepernick	Dec. 7, 2017 vs. S.F.
	QB Case Keenum	Sept. 23, 2019 at Was.
	QB Jordan Love	Nov. 19, 2023 at G.B.
	QB Patrick Mahomes	Sept. 15, 2022 at K.C.
	QB Marcus Mariota	Nov. 29, 2015 at Ten.
	QB Baker Mayfield	Sept. 26, 2021 at Cle.
	QB Philip Rivers	Oct. 27, 2019 vs. LAC
	QB Geno Smith	Dec. 3, 2017 vs. NYG
	QB Matthew Stafford	Nov. 11, 2018 vs. Det.
	QB Russell Wilson	Oct. 17, 2022 vs. Den.
	QB Zach Wilson	Nov. 6, 2023 at NYJ
	QB Jameis Winston	Oct. 30, 2016 at T.B.
	QB Bailey Zappe	Dec. 3, 2023 at N.E.
1.5	QB Gardner Minshew II	Sept. 8, 2024 vs. L.V.
1.0	QB Blake Bortles	Oct. 23, 2016 at Jax.
	QB Drew Brees	Nov. 1, 2020 vs. N.O.
	QB Joe Burrow	Sept. 19, 2021 vs. Cin.
	QB Jay Cutler	Oct. 4, 2015 at Chi.
	QB Justin Fields	Sept. 22, 2024 at Pit.
	QB Ryan Fitzpatrick	Sept. 30, 2018 vs. T.B.
	QB Nick Foles	Dec. 26, 2022 at Ind.
	QB Blaine Gabbert	Jan. 7, 2024 vs. K.C.
	QB Jimmy Garoppolo	Nov. 13, 2022 at S.F.
	QB DeShone Kizer	Sept. 9, 2018 at G.B.
	QB Eli Manning	Dec. 2, 2018 at NYG
	QB Davis Mills	Oct. 2, 2022 at Hou.
	QB Cam Newton	Nov. 27, 2016 vs. Car.
	QB Kyle Orton	Dec. 21, 2014 vs. Buf.
	QB Jarrett Stidham	Dec. 31, 2023 at Den.
	QB Tyrod Taylor	Dec. 4, 2016 vs. Buf.
	QB Deshaun Watson	Dec. 13, 2020 vs. Hou.
0.5	QB Matt Ryan	Sept. 27, 2020 at Atl.

POSTSEASON CAREER SACKS BY PASSER (1.0)

Sacks	Passer	Most Recent Sack
1.0	QB Trevor Lawrence	Jan. 14, 2023 at Jax.*

**AFC Wild Card*

JOEY BOSA



NOT YOUR AVERAGE JOEY

Since entering the NFL in 2016, **Joey Bosa** has been a force, recording the sixth-best sacks-per-game over that span (min. 80 games played). He is also ranks No. 10 in that time with 69.0 sacks.

SACKS PER GAME, MIN. 80 GAMES PLAYED, SINCE 2016

Rank	Team/s	Player	Sacks/Game
1.	Pit.	LB T.J. Watt	0.92
2.	Cle.	DE Myles Garrett	0.87
3.	Ari./L.V.	OLB Chandler Jones	0.77
4.	Min./Hou.	OLB Danielle Hunter	0.76
5.	LAR	DT Aaron Donald	0.75
6.	LAC	OLB Joey Bosa	0.72
7.	Oak./Chi./LAC	OLB Khalil Mack	0.69
8.	L.V.	DE Maxx Crosby	0.65
9.	N.O./Cin.	DE Trey Hendrickson	0.65
10.	Den./LAR/Buf.	OLB Von Miller	0.63

SACKS, NFL, SINCE 2016

Rank	Team/s	Player	Sacks
1.	Pit.	LB T.J. Watt	101.0
2.	Cle.	DE Myles Garrett	92.5
3.	LAR	DT Aaron Donald	91.0
4.	Oak./Chi./LAC	OLB Khalil Mack	85.0
5.	Min./Hou.	OLB Danielle Hunter	84.0
6.	K.C.	DT Chris Jones	78.5
	N.O.	DE Cameron Jordan	78.5
8.	Ari./L.V.	OLB Chandler Jones	76.0
9.	Jax./Min./Bal./L.V./Ind./Chi.	DE Yannick Ngakoue	70.0
10.	LAC	OLB Joey Bosa	69.0
11.	Bal./N.E./Atl.	LB Matthew Judon	68.0

FORCING THE ISSUE

After leading the NFL with seven strip-sacks in 2021, **Joey Bosa** continues to be among the league's best at jarring the ball free. He had one strip-sack in 2023 to reach 14 career strip-sacks. Bosa has nine strip-sacks since 2021, tied for the most in the NFL over that span and ranks tied for No. 2 in forced fumbles

STRIP-SACKS, NFL, SINCE 2021

Rank	Team/s	Player	Strip-Sacks
1.	LAC	OLB Joey Bosa	9
	Cin.	DE Trey Hendrickson	9
	Cle.	DE Myles Garrett	9
	Pit.	LB T.J. Watt	9
5.	Car./Phi./NYJ	LB Haason Reddick	8
	Den./Mia.	OLB Bradley Chubb	8
	S.F.	DL Nick Bosa	8
8.	—	Three Other Players	7

FORCED FUMBLES, NFL, SINCE 2021

Rank	Team/s	Player	Forced Fumbles
1.	Pit.	LB T.J. Watt	13
2.	LAC	OLB Joey Bosa	10
	S.F.	LB Fred Warner	10
4.	Cin.	DE Trey Hendrickson	9
	Cle.	DE Myles Garrett	9
	Den./Mia.	OLB Bradley Chubb	9
	T.B.	S Antoine Winfield Jr.	9
	S.F.	DL Nick Bosa	9
9.	Chi./LAC	OLB Khalil Mack	8
	Car./Phi./NYJ	LB Haason Reddick	8
	Ind./Phi.	LB Shaquille Leonard	8
	Pit.	LB Alex Highsmith	8

Bosa has gone for the ball when taking down the quarterback since he entered the NFL. His 14 career strip-sacks are the ninth-most since 2016.

10 of Bosa's 14 career strip-sacks came on third down, which leads the NFL over that span. Seven of his third-down strip-sacks have come since 2021, which is also a league-high.

STRIP-SACKS, THIRD DOWN, NFL, SINCE 2016

Rk.	Team/s	Player	Strip-Sacks
1.	LAC	OLB Joey Bosa	10
2.	StL/LAR/Mia./Dal./Chi./Phi.	LB Robert Quinn	8
	Jax./LAR/Atl./Dal.	DE Dante Fowler Jr.	8
4.	LAR	DT Aaron Donald	7
	Pit.	LB T.J. Watt	7

STRIP-SACKS, THIRD DOWN, NFL, SINCE 2021

Rank	Team/s	Player	Strip-Sacks
1.	LAC	OLB Joey Bosa	7
2.	S.F./Ind.	DE Samson Ebukam	5
3.	Sea./Chi.	DE Darrell Taylor	4
	Cin.	DE Trey Hendrickson	4
	Pit.	LB T.J. Watt	4
	T.B.	OLB Shaquil Barrett	4

JOEY BOSA

BOSA'S SACKS BY PASSER

Joey Bosa has 69.0 career sacks. He has sacked QB Derek Carr 8.5 times in his career, more than he's sacked any other quarterback. Bosa has brought down 41 different passers in his career, including 17 more than once. Below is a look at his career sacks by passer:

REGULAR-SEASON CAREER SACKS BY PASSER (69.0)

Sacks	Passer	Most Recent Sack
8.5	QB Derek Carr	Sept. 11, 2022 vs. L.V.
4.0	QB Ryan Tannehill	Sept. 17, 2023 at Ten.
3.5	QB Trevor Siemian	Oct. 22, 2017 vs. Den.
	QB Gardner Minshew II	Sept. 8, 2024 vs. L.V.
2.5	QB Patrick Mahomes	Dec. 16, 2021 vs. K.C.
	QB Josh Rosen	Sept. 29, 2019 at Mia.
	QB Zach Wilson	Nov. 6, 2023 at NYJ
2.0	QB Josh Allen	Nov. 29, 2020 at Buf.
	QB Kirk Cousins	Sept. 24, 2023 at Min.
	QB Robert Griffin III	Dec. 24, 2016 at Cle.
	QB Eli Manning	Oct. 8, 2015 at NYG
	QB Ben Roethlisberger	Nov. 21, 2021 vs. Pit.
	QB Matt Ryan	Oct. 23, 2016 at Atl.
	QB Alex Smith	Sept. 24, 2017 vs. K.C.
	QB Mitchell Trubisky	Oct. 27, 2019 at Chi.
1.5	QB Lamar Jackson	Oct. 17, 2021 at Bal.
	QB Aaron Rodgers	Nov. 3, 2019 vs. G.B.
1.0	WR Davante Adams	Sept. 11, 2022 vs. L.V.
	QB Tyson Bagent	Oct. 29, 2023 vs. Chi.
	QB Matt Barkley	Nov. 29, 2020 at Buf.
	QB Blake Bortles	Nov. 12, 2017 at Jax.
	QB Tom Brady	Oct. 29, 2017 at N.E.
	QB Drew Brees	Oct. 12, 2020 at N.O.
	QB Teddy Bridgewater	Sept. 27, 2020 vs. Car.
	QB Jacoby Brissett	Sept. 8, 2019 vs. Ind.
	QB Joe Burrow	Sept. 13, 2020 at Cin.
	QB Jeff Driskel	Dec. 9, 2018 vs. Cin.
	QB Joe Flacco	Oct. 6, 2019 vs. Den.
	QB Ryan Fitzpatrick	Sept. 12, 2021 at Was.
	QB Mike Glennon	Dec. 12, 2021 vs. NYG
	QB Jalen Hurts	Nov. 7, 2021 at Phi.
	QB Case Keenum	Dec. 30, 2017 at Den.
	QB DeShone Kizer	Dec. 3, 2017 vs. Cle.
	QB Drew Lock	Nov. 28, 2021 at Den.
	QB Cam Newton	Dec. 11, 2016 at Car.
	QB Tyrod Taylor	Nov. 19, 2017 vs. Buf.
	QB Russell Wilson	Jan. 8, 2023 at Den.
	QB Jameis Winston	Dec. 4, 2016 vs. T.B.
	QB Bryce Young	Sept. 15, 2024 at Car.
0.5	QB Brock Osweiler	Nov. 27, 2016 at Hou.
	QB Deshaun Watson	Sept. 22, 2019 vs. Hou.

POSTSEASON CAREER SACKS BY PASSER (1.0)

Sacks	Passer	Most Recent Sack
1.0	QB Lamar Jackson	Jan. 6, 2019 at Bal.*

*AFC Wild Card



ONE OF A KIND

With 8.5 sacks in his first eight games of 2017, **Joey Bosa** brought his career total to 19.0 sacks over his first 20 career games. That topped the previous NFL record of 18.5 set by Aldon Smith in 2012.

SACKS, FIRST 20 CAREER GAMES, NFL HISTORY

Rank	Team	Player	Sacks
1.	Chargers	DE Joey Bosa	19.0
2.	49ers	LB Aldon Smith	18.5
3.	Cowboys	LB Micah Parsons	17.0
	Packers	LB Clay Matthews	17.0

BRING THE HEAT

Joey Bosa ranks third in sacks in team history after reaching 60 for his career. He eclipsed 50 in his 67th game of his career, setting the mark for the fastest by any player in Chargers history.

CAREER SACKS LEADERS, CHARGERS HISTORY SINCE 1982

Rank	Seasons	Player	Sacks
1.	1986-95	DE Leslie O'Neal	105.5
2.	2004-12	LB Shaun Phillips	69.5
3.	2016-Present	OLB Joey Bosa	69.0
4.	1984-90	DE Lee Williams	65.5
5.	2012-20	DE Melvin Ingram III	49.0
6.	1990-2002	LB Junior Seau	47.0

FEWEST GAMES TO 50 SACKS, CHARGERS HISTORY

Rank	Seasons	Player	Games
1.	2016-21	OLB Joey Bosa	67
2.	1986-91	DE Leslie O'Neal	70
3.	1984-89	DE Lee Williams	75
4.	2004-10	LB Shaun Phillips	96

CAMERON DICKER

MAKING NFL HISTORY

Cameron Dicker has made 62-of-66 career field goal attempts. His field goal percentage of 93.9 is the best in NFL history by a player with at least 50 attempts.

FIELD GOAL PCT., MIN. 50 ATTEMPTS, NFL HISTORY

Rank	Team/s	Player	Field Goal Pct. (Made-Att.)
1.	Phi./LAC	K Cameron Dicker	93.9 (62-66)
2.	Dal.	K Brandon Aubrey	93.0 (53-57)
3.	Bal.	K Justin Tucker	89.8 (405-451)
4.	Chi./NYJ/Car.	K Eddie Pineiro	89.1 (98-110)
5.	K.C.	K Harrison Butker	88.9 (209-235)
6.	LAC/Atl.	K Younghoe Koo	88.5 (169-191)

DICKER KICKS CONSISTENTLY

Cameron Dicker has made all 53 of his field goal attempts from less than 50 yards out, good for the best percentage by any NFL kicker in at least the last 30 seasons (min. 40 attempts of less than 50 yards).

FIELD GOAL PCT., LESS THAN 50-YARD ATTEMPTS, MIN. 40 ATTEMPTS, NFL, SINCE 1991

Rank	Team/s	Player	Field Goal Pct. (Made-Att.)
1.	Phi./LAC	K Cameron Dicker	100.0 (53-53)
2.	Bal.	K Justin Tucker	95.3 (346-363)
3.	K.C.	K Harrison Butker	93.7 (179-191)
4.	Jax./Det./Cle.	K Riley Patterson	91.8 (56-61)
5.	LAC/Atl.	K Younghoe Koo	91.6 (141-154)

EXTRA POINTS

Cameron Dicker has made 66-of-67 of his career extra point attempts, registering a 98.5 percentage. It's the second-best percentage by any kicker with at least 50 extra point attempts since the PAT was moved back in 2015.

EXTRA POINT PERCENTAGE, MIN. 50 ATT., NFL, SINCE 2015

Rk.	Team/s	Player	Made PAT	Missed PAT	PAT Pct.
1.	S.F.	K Jake Moody	72	1	98.6
2.	Phi./LAC	K Cameron Dicker	66	1	98.5
3.	Bal.	K Justin Tucker	375	6	98.4
4.	NYG	K Josh Brown	53	1	98.1
5.	7 Teams*	K Chase McLaughlin	140	3	97.9

*Chargers, Colts, 49ers, Jets, Jaguars, Browns, Colts, Buccaneers



THE BEST THROUGH THREE SEASONS

As a rookie, **Cameron Dicker** made 21-of-22 field goals (95.5 pct.) to set the record for best field goal percentage by a rookie kicker since the 1970 NFL-AFL Merger (min. 15 att.). He has continued his excellence with the Bolts, making 62-of-66 career attempts (93.9 pct.). Dicker's 93.9 career field goal percentage is the best within the first three seasons of a career among kickers with at least 50 field goal attempts.

FIELD GOAL PCT., FIRST THREE SEASONS, MIN. 50 ATTEMPTS, NFL, SINCE 1970

Rank	Team/s	Player	Field Goal Pct. (Made-Att.)
1.	Phi./LAC	K Cameron Dicker	93.9 (62-66)
2.	Dal.	K Brandon Aubrey	93.0 (53-57)
3.	Dal.	K Dan Bailey	90.8 (89-98)
4.	Bal.	K Justin Tucker	89.8 (97-108)
5.	K.C.	K Harrison Butker	89.7 (96-107)

TWO SEASONS FOR THE AGES

In 10 games played with the Bolts in 2022, **Cameron Dicker** made 19-of-20 field goal attempts (95.0 pct.). It set the best single-season field goal percentage in team history among players with at least 15 field goal attempts.

In 2023, Dicker made 31-of-33 field goals (93.9 pct.), good for the second-best single-season field goal percentage in franchise history (min. 15 att.).

FIELD GOAL PCT., MIN. 15 ATTEMPTS, SINGLE SEASON, CHARGERS HISTORY

Rank	Season	Player	Field Goal Pct. (Made-Att.)
1.	2022	K Cameron Dicker	95.0 (19-20)
2.	2023	K Cameron Dicker	93.9 (31-33)
3.	2018	K Michael Badgley	93.8 (15-16)
4.	2013	K Nick Novak	91.9 (34-37)
5.	2009	K Nate Kaeding	91.4 (32-35)
6.	1990	K John Carney	90.5 (19-21)

CAMERON DICKER

DICKER'S KICKS BY VENUE & SURFACE

REGULAR-SEASON KICKING BY VENUE

Stadium*	GP	FGM	FGA	Pct.	1-19	20-29	30-39	40-49	50+	Lg	XPM	XPA	Pts
Acrisure Stadium	1	1	1	100.0	0-0	1-1	0-0	0-0	0-0	28	1	1	4
Allegiant Stadium	2	3	3	66.7	0-0	0-0	2-2	0-0	0-1	37	5	5	11
Bank of America Stadium	2	2	2	100.0	0-0	0-0	0-0	2-2	0-0	46	2	3	8
Empower Field at Mile High	3	8	9	88.9	0-0	1-1	3-3	2-2	2-3	52	4	4	28
GEHA Field at Arrowhead Stadium	1	1	1	100.0	0-0	0-0	0-0	0-0	1-1	55	2	2	5
Gillette Stadium	2	2	2	100.0	0-0	0-0	2-2	0-0	0-0	38	2	2	6
Lambeau Field	2	2	2	100.0	0-0	2-2	0-0	0-0	0-0	26	2	2	8
Levi's Stadium	3	3	3	100.0	0-0	1-1	0-0	2-2	0-0	47	1	1	10
Lucas Oil Stadium	2	2	2	100.0	0-0	2-2	0-0	0-0	0-0	24	2	2	8
Mercedes-Benz Superdome	2	2	2	100.0	0-0	0-0	2-2	0-0	0-0	37	2	2	8
MetLife Stadium	2	2	2	100.0	0-0	0-0	1-1	0-0	1-1	55	3	3	9
Nissan Stadium	3	3	3	100.0	0-0	1-1	2-2	0-0	0-0	33	1	1	10
SoFi Stadium	15	29	30	96.7	0-0	8-8	4-4	12-12	5-6	53	33	33	120
State Farm Stadium	2	3	3	100.0	0-0	2-2	0-0	1-1	0-0	42	4	4	13
U.S. Bank Stadium	1	0	1	0.0	0-0	0-0	0-0	0-0	0-1	—	4	4	4
Totals	33	62	66	93.9	0-0	18-18	16-16	19-19	9-13	55	66	67	252
<i>Artificial Surfaces</i>	<i>22</i>	<i>42</i>	<i>44</i>	<i>95.5</i>	<i>0-0</i>	<i>11-11</i>	<i>11-11</i>	<i>14-14</i>	<i>6-8</i>	<i>55</i>	<i>47</i>	<i>48</i>	<i>173</i>
<i>Grass Surfaces</i>	<i>11</i>	<i>20</i>	<i>22</i>	<i>90.9</i>	<i>0-0</i>	<i>7-7</i>	<i>5-5</i>	<i>5-5</i>	<i>5-3</i>	<i>55</i>	<i>19</i>	<i>19</i>	<i>79</i>

POSTSEASON KICKING BY VENUE

Stadium*	GP	FGM	FGA	Pct.	1-19	20-29	30-39	40-49	50+	Lg	XPM	XPA	Pts
TIAA Bank Field	1	3	4	75.0	0-0	2-2	0-0	0-1	1-1	50	3	3	12
Totals	1	3	4	75.0	0-0	2-2	0-0	0-1	1-1	50	3	3	12
<i>Artificial Surfaces</i>	<i>0</i>	<i>0</i>	<i>0</i>	<i>—</i>	<i>0-0</i>	<i>0-0</i>	<i>0-0</i>	<i>0-0</i>	<i>0-0</i>	<i>—</i>	<i>0</i>	<i>0</i>	<i>0</i>
<i>Grass Surfaces</i>	<i>1</i>	<i>3</i>	<i>4</i>	<i>75.0</i>	<i>0-0</i>	<i>2-2</i>	<i>0-0</i>	<i>0-1</i>	<i>1-1</i>	<i>50</i>	<i>3</i>	<i>3</i>	<i>12</i>

*Current or most recent name of venue when operational

OTHER PLAYER NOTES

McCONKEY AND VIDAL SCORE IN DEBUTS

In Week 1, **WR Ladd McConkey** made his NFL debut and led the team with five receptions for 39 yards (7.8 avg.), including a 10-yard touchdown catch in the fourth quarter to put the game away. He was the 10th Charger in history to haul in a touchdown pass in an NFL debut.

Four weeks later, **RB Kimani Vidal** made his NFL debut and hauled in a 38-yard touchdown on his first career reception. He became the 11th Charger ever to have a touchdown catch in a debut and the first Bolts running back since 1977 (Hank Bauer) to record a receiving touchdown on his first career reception.

CHARGERS WITH RECEIVING TOUCHDOWN IN NFL DEBUT, SINCE 1970

Game	Player	Rec.	Rec. TD
Oct. 13, 2024 at Den.	RB Kimani Vidal	2	1
Sept. 8, 2024 vs. L.V.	WR Ladd McConkey	5	1
Sept. 11, 2022 vs. L.V.	FB Zander Horvath	2	1
Oct. 4, 2020 at T.B.	WR Tyron Johnson	1	1
	TE Donald Parham Jr.	1	1
Sept. 8, 2002 at Cin.	TE Josh Norman	1	1
Aug. 31, 1997 at N.E.	TE Freddie Jones	4	1
Sept. 1, 1991 at Pit.	WR Shawn Jefferson	3	1
Sept. 7, 1981 vs. Cle.	RB James Brooks	2	1
Sept. 3, 1978 at Sea.	WR John Jefferson	3	2
Sept. 19, 1971 vs. K.C.	RB Mike Montgomery	3	1

McCONKEY MAKES HIS MARK

Through the first five games of his career, **WR Ladd McConkey** paces the team in receptions (19) and receiving yards (219), while ranking No. 2 with a pair of touchdown grabs. He has a chance to set a team record for receptions within the first six games of a career.

RECEPTIONS, FIRST SIX CAREER GAMES, CHARGERS HISTORY

Rank	Season	Player	Receptions
1.	1971	WR Billy Parks	29
2.	2013	WR Keenan Allen [†]	26
3.	2014	RB Branden Oliver	21
	1979	TE Kellen Winslow	21
5.	1994	WR Mark Seay	20
6.	2024	WR Ladd McConkey[^]	19
	2016	TE Hunter Henry [†]	19
	1997	TE Freddie Jones	19
9.	2015	WR Javontee Herndon	18
10.	1978	WR John Jefferson [†]	17

**Pro Bowl Selection*

†Professional Football Writers of America All-Rookie

^Team has played five games in 2024 season

POONA PICKS HIS FIRST PASS

In the fourth quarter of the Week 1 victory, **DL Poona Ford** hauled in a pass deflected by **OLB Khalil Mack** for his first career interception. Ford is the first defensive lineman in the NFL with a pick this season and was just the second defensive lineman to have a tackle for loss, interception and multiple pass breakups in a single game since tackles for loss began being tracked in 2008.

INTERIOR DEFENSIVE LINEMEN WITH TACKLE FOR LOSS, INTERCEPTION AND MULTIPLE PASSES DEFENSED, SINGLE GAME, NFL, SINCE 2008

Game	Team	Player	TFL	INT	PD
Sept. 8, 2024 vs. L.V.	LAC	DL Poona Ford	1	1	2
Jan. 1, 2012 vs. NYJ	Mia.	DL Randy Starks	1	2	2

CAREER NUMBERS AGAINST CARDINALS

97 JOEY BOSA OLB

REGULAR SEASON DEFENSE

Date	Opp.	Res.	GP/GS	Tot	Solo	Asst	Sks	Yds	TFL	QBH	INT	Yds	Lg	TD	PD	FF	FR	Yds
11/25/18	Ari.	W	1/1	5	3	2	2.0	18	2	2	0	0	—	0	0	0	0	0
Totals		1-0	1/1	5	3	2	2.0	18	2	2	0	0	—	0	0	0	0	0

81 WILL DISSLY TE

REGULAR SEASON RECEIVING

Date	Opp.	Res.	GP/GS	Rec.	Yds	Avg.	Lg	TD
9/30/18	at Ari.	W	1/1	1	5	5.0	5	0
9/29/19	at Ari.	W	1/1	7	57	8.1	17	1
10/25/20	at Ari.	L (OT)	1/1	2	38	19.0	28	0
11/19/20	Ari.	W	1/1	1	10	10.0	10	0
11/21/21	Ari.	L	1/1	1	16	16.0	16	0
10/16/22	Ari.	W	1/1	1	12	12.0	12	0
11/6/22	at Ari.	W	1/1	3	24	8.0	13	0
10/22/23	Ari.	W	1/1	0	0	0.0	—	0
1/7/24	at Ari.	W	1/1	3	46	15.3	21	1
Totals		7-2	9/9	19	208	10.9	28	2

11 CAMERON DICKER K

REGULAR SEASON KICKING

Date	Opp.	Res.	GP	FGM	FGA	Pct.	Lg	XPM	Pts
10/9/22	at Ari.	W	1	2	2	100.0	42	2	8
11/27/22	at Ari.	W	1	1	1	100.0	26	2	5
Totals		2-0	1	3	3	100.0	4	42	13

48 BUD DUPREE OLB

REGULAR SEASON DEFENSE

Date	Opp.	Res.	GP/GS	Tot	Solo	Asst	Sks	Yds	TFL	QBH	INT	Yds	Lg	TD	PD	FF	FR	Yds
10/18/15	Ari.	W	1/0	1	0	1	0.0	0	0	0	0	0	—	0	0	0	0	0
12/8/19	at Ari.	W	1/1	5	4	1	1.0	4	3	1	0	0	—	0	0	0	0	0
9/12/21	Ari.	L	1/1	1	1	0	0.0	0	0	0	0	0	—	0	0	0	0	0
11/12/23	at Ari.	L	1/1	1	0	1	0	0	0	0	0	0	—	0	0	0	0	0
Totals		2-2	4/3	8	5	3	1.0	4	3	1	0	0	—	0	0	0	0	0

43 TROY DYE LB

REGULAR SEASON DEFENSE

Date	Opp.	Res.	GP/GS	Tot	Solo	Asst	Sks	Yds	TFL	QBH	INT	Yds	Lg	TD	PD	FF	FR	Yds
9/19/21	at Ari	L	1/0	0	0	0	0.0	0	0	0	0	0	—	0	0	0	0	0
10/30/22	Ari.	W	1/0	0	0	0	0.0	0	0	0	0	0	—	0	0	0	1	0
Totals		1-1	2/0	0	0	0	0.0	0	0	0	0	0	—	0	0	0	1	0

95 POONA FORD DL

REGULAR SEASON DEFENSE

Date	Opp.	Res.	GP/GS	Tot	Solo	Asst	Sks	Yds	TFL	QBH	INT	Yds	Lg	TD	PD	FF	FR	Yds
9/30/18	at Ari.	W	1/0	0	0	0	0.0	0	0	1	0	0	—	0	0	0	0	0
12/30/18	Ari.	W	1/0	5	1	4	0.0	0	0	0	0	0	—	0	0	0	0	0
9/29/19	at Ari.	W	1/1	2	0	2	0.0	0	0	0	0	0	—	0	0	0	0	0
12/22/19	Ari.	L	1/1	4	3	1	0.0	0	0	0	0	0	—	0	0	0	0	0
10/25/20	at Ari.	L (OT)	1/1	3	1	2	0.0	0	0	0	0	0	—	0	0	1	0	0
11/19/20	Ari.	W	1/1	0	0	0	0.0	0	0	0	0	0	—	0	0	0	0	0
11/21/21	Ari.	L	1/1	3	1	2	0.5	1.5	0	1	0	0	—	0	0	0	0	0
1/9/22	at Ari.	W	1/1	4	2	2	1.5	15	1	2	0	0	—	0	0	0	0	0
10/16/22	Ari.	W	1/1	5	4	1	1.0	9	3	1	0	0	—	0	1	0	0	0
11/6/22	at Ari.	W	1/1	0	0	0	0.0	0	0	0	0	0	—	0	0	0	0	0
Totals		7-3	10/8	26	12	14	3.0	25.5	4	5	0	0	—	0	1	1	0	0

CAREER NUMBERS AGAINST CARDINALS

56 MORGAN FOX DL

REGULAR SEASON DEFENSE

Date	Opp.	Res.	GP/GS	Tot	Solo	Asst	Sks	Yds	TFL	QBH	INT	Yds	Lg	TD	PD	FF	FR	Yds
01/01/17	Ari.	L	1/0	1	1	0	0.0	0	0	2	0	0	—	0	0	0	0	0
10/22/17	Ari.	W	1/0	0	0	0	0.0	0	0	0	0	0	—	0	0	0	0	0
12/03/17	at Ari.	W	1/0	2	2	0	0.0	0	0	0	0	0	—	0	0	0	0	0
12/01/19	at Ari.	W	1/0	2	1	1	0.0	0	0	0	0	0	—	0	0	0	0	0
12/29/19	Ari.	W	1/0	1	1	0	0.0	0	1	0	0	0	—	0	0	0	0	0
12/06/20	at Ari.	W	1/0	0	0	0	0.0	0	0	0	0	0	—	0	0	0	0	0
01/03/21	Ari.	W	1/1	4	3	1	1.0	8	2	1	0	0	—	0	0	0	0	0
11/14/21	at Ari.	W	1/0	1	0	1	0.5	3.5	0	1	0	0	—	0	0	0	1	0
11/27/22	at Ari.	W	1/1	4	3	1	0.0	0	0	0	0	0	—	0	0	0	0	0
Totals		8-1	9/2	15	11	4	1.5	11.5	3	4	0	0	—	0	0	0	1	0

7 KRISTIAN FULTON CB

REGULAR SEASON DEFENSE

Date	Opp.	Res.	GP/GS	Tot	Solo	Asst	Sks	Yds	TFL	QBH	INT	Yds	Lg	TD	PD	FF	FR	Yds
9/12/21	Ari.	L	1/1	3	3	0	0.0	0	0	0	0	0	—	0	2	0	0	0
Totals		0-1	1/1	3	3	0	0.0	0	0	0	0	0	—	0	2	0	0	0

32 ALOHI GILMAN S

REGULAR SEASON DEFENSE

Date	Opp.	Res.	GP/GS	Tot	Solo	Asst	Sks	Yds	TFL	QBH	INT	Yds	Lg	TD	PD	FF	FR	Yds
11/27/22	at Ari.	W	1/1	10	5	5	0.0	0	0	0	0	0	—	0	2	0	0	0
Totals		1-0	1/1	10	5	5	0.0	0	0	0	0	0	—	0	2	0	0	0

8 TAYLOR HEINICKE QB

REGULAR SEASON PASSING

Date	Opp.	Res.	GP/GS	Cmp	Att	Pct.	Yds	Y/A	TD	INT	Lg	Sacks	Yds Lost	Rating
11/12/23	at Ari.	L	1/1	8	15	53.3	55	3.67	1	0	17	3	24	84.0
Totals		0-1	1/1	8	15	53.3	55	3.67	1	0	17	3	24	84.0

REGULAR SEASON RUSHING

Date	Opp.	Res.	GP/GS	Att	Yds	Avg.	Lg	TD
11/12/23	at Ari.	0-1	1/1	4	34	8.5	16	0
Totals		0-1	1/1	4	34	8.5	16	0

10 JUSTIN HERBERT QB

REGULAR SEASON PASSING

Date	Opp.	Res.	GP/GS	Cmp	Att	Pct.	Yds	Y/A	TD	INT	Lg	Sacks	Yds Lost	Rating
11/27/22	at Ari.	W	1/1	35	47	74.5	274	5.83	3	0	33t	4	28	109.7
Totals		1-0	1/1	35	47	74.5	274	5.83	3	0	33t	4	28	109.7

REGULAR SEASON RUSHING

Date	Opp.	Res.	GP/GS	Att	Yds	Avg.	Lg	TD
11/27/22	at Ari.	W	1/1	4	38	9.5	23	0
Totals		1-0	1/1	4	38	9.5	23	0

88 HAYDEN HURST TE

REGULAR SEASON RECEIVING

Date	Opp.	Res.	GP/GS	Rec.	Yds	Avg.	Lg	TD
9/15/19	Ari.	W	1/0	1	1	1.0	1t	1
Totals		1-0	1/0	1	1	1.0	1t	1

3 DERWIN JAMES JR. S

REGULAR SEASON DEFENSE

Date	Opp.	Res.	GP/GS	Tot	Solo	Asst	Sks	Yds	TFL	QBH	INT	Yds	Lg	TD	PD	FF	FR	Yds
11/25/18	Ari.	W	1/1	7	5	2	0.0	0	0	0	1	3	3	0	2	0	0	0
11/27/22	at Ari.	W	1/1	8	5	3	0.0	0	0	0	1	0	0	0	1	1	0	0
Totals		2-0	2/2	15	10	5	0.0	0	0	0	2	3	3	0	3	1	0	0

CAREER NUMBERS AGAINST CARDINALS

33 DEANE LEONARD CB

REGULAR SEASON DEFENSE

Date	Opp.	Res.	GP/GS	Tot	Solo	Asst	Sks	Yds	TFL	QBH	INT	Yds	Lg	TD	PD	FF	FR	Yds
11/27/22	at Ari.	W	1/0	0	0	0	0.0	0	0	0	0	0	—	0	0	0	0	0
Totals		1-0	1/0	0	0	0	0.0	0	0	0	0	0	—	0	0	0	0	0

52 KHALIL MACK OLB

REGULAR SEASON DEFENSE

Date	Opp.	Res.	GP/GS	Tot	Solo	Asst	Sks	Yds	TFL	QBH	INT	Yds	Lg	TD	PD	FF	FR	Yds
10/19/14	Ari.	L	1/1	11	10	1	0.0	0	3	0	0	0	—	0	0	0	0	0
09/23/18	at Ari.	W	1/1	5	5	0	2.0	7	1	3	0	0	—	0	0	1	0	0
11/27/22	at Ari.	W	1/1	2	2	0	0.0	0	1	0	0	0	—	0	0	0	0	0
Totals		2-1	3/3	18	17	1	2.0	7	5	3	0	0	—	0	0	1	0	0

22 ELIJAH MOLDEN DB

REGULAR SEASON DEFENSE

Date	Opp.	Res.	GP/GS	Tot	Solo	Asst	Sks	Yds	TFL	QBH	INT	Yds	Lg	TD	PD	FF	FR	Yds
9/12/21	Ari.	L	1/0	2	0	0	0.0	0	0	0	0	0	—	0	0	0	0	0
Totals		0-1	1/0	2	0	0	0.0	0	0	0	0	0	—	0	0	0	0	0

5 JOSHUA PALMER WR

REGULAR SEASON RECEIVING

Date	Opp.	Res.	GP/GS	Rec.	Yds	Avg.	Lg	TD
11/27/22	at Ari.	W	1/1	5	56	11.2	10	0
Totals		1-0	1/1	5	56	11.2	10	0

84 STONE SMARTT TE

REGULAR SEASON RECEIVING

Date	Opp.	Res.	GP/GS	Rec.	Yds	Avg.	Lg	TD
11/27/22	at Ari.	W	1/1	0	0	—	—	0
Totals		1-0	1/1	0	0	—	—	0

16 JK SCOTT P

REGULAR SEASON PUNTING

Date	Opp.	Res.	GP	Punt	Blk	Yds.	Avg.	Lg	TB	I20
12/2/18	Ari.	L	1	7	0	339	48.4	57	2	2
11/27/22	at Ari.	W	1	6	0	234	39.0	48	0	4
Totals		1-1	2	13	0	573	44.1	57	2	6

83 ERIC TOMLINSON TE

REGULAR SEASON RECEIVING

Date	Opp.	Res.	GP/GS	Rec.	Yds	Avg.	Lg	TD
12/18/22	Ari.	W	1/0	3	28	9.3	18	1
Totals		1-0	1/0	3	28	9.3	18	1

90 TEAIR TART DL

REGULAR SEASON DEFENSE

Date	Opp.	Res.	GP/GS	Tot	Solo	Asst	Sks	Yds	TFL	QBH	INT	Yds	Lg	TD	PD	FF	FR	Yds
9/12/21	Ari.	L	1/1	2	1	1	0.0	0	0	0	0	0	—	0	0	0	0	0
Totals		0-1	1/1	2	1	1	0.0	0	0	0	0	0	—	0	0	0	0	0

36 JA'SIR TAYLOR DB

REGULAR SEASON DEFENSE

Date	Opp.	Res.	GP/GS	Tot	Solo	Asst	Sks	Yds	TFL	QBH	INT	Yds	Lg	TD	PD	FF	FR	Yds
11/27/22	at Ari.	W	1/0	0	0	0	0.0	0	0	0	0	0	—	0	0	0	0	0
Totals		1-0	1/0	0	0	0	0.0	0	0	0	0	0	—	0	0	0	0	0

2024 LOS ANGELES CHARGERS OFFENSIVE STATISTICS

Won 3, Lost 2

9/8/2024	W	22 - 10	Las Vegas Raiders
9/15/2024	W	26 - 3	at Carolina Panthers
9/22/2024	L	10 - 20	at Pittsburgh Steelers
9/29/2024	L	10 - 17	Kansas City Chiefs
10/13/2024	W	23 - 16	at Denver Broncos

	Los Angeles Chargers	Opponent						
Total First Downs	76	74						
Rushing	31	25						
Passing	40	42						
Penalty	5	7						
3rd Down: Made/Att	31/73	25/67						
3rd Down Pct.	42.5%	37.3%						
4th Down: Made/Att	0/1	3/6						
4th Down Pct.	0.0%	50.0%						
Possession Avg.	31:48	28:12						
Total Net Yards	1405	1446						
Avg. Per Game	281.0	289.2						
Total Plays	292	281						
Avg. Per Play	4.8	5.1						
Net Yards Rushing	639	486						
Avg. Per Game	127.8	97.2						
Total Rushes	153	115						
Net Yards Passing	766	960						
Avg. Per Game	153.2	192.0						
Sacked/Yards Lost	12/73	13/87						
Gross Yards	839	1047						
Attempts/Completions	127/82	153/106						
Completion Pct.	64.6%	69.3%						
Had Intercepted	1	5						
Punts/Average	27/47.7	24/48.5						
Net Punting Avg.	42.3	45.4						
Penalties/Yards	29/205	26/197						
Fumbles/Ball Lost	6/1	4/4						
Touchdowns	9	7						
Rushing	3	2						
Passing	6	5						
Returns	0	0						
Score By Periods	Q1	Q2	Q3	Q4	OT	Pts		
Team	36	30	9	16	0	91		
Opponents	7	14	9	36	0	66		
Scoring	TD	Ru	Pa	Rt	PAT	FG	2Pt	Pts
C.Dicker	0	0	0	0	7/8	10/11	0	37
J.Dobbins	3	3	0	0	0/0	0/0	0	18
Q.Johnston	3	0	3	0	0/0	0/0	0	18
L.McConkey	2	0	2	0	0/0	0/0	0	12
K.Vidal	1	0	1	0	0/0	0/0	0	6
Team	9	3	6	0	7/8	10/11	0	91
Opponents	7	2	5	0	6/6	6/9	0	66

2-Pt. Conversions: Team 0/1, Opponents: 0/1
 Sacks: K.Mack 2.5, J.Bosa 2.0, B.Dupree 2.0, M.Fox 1.5,
 D.Perryman 1.0, D.James 1.0, A.Gilman 1.0, T.Still 0.5, T.Dye 0.5
Team: 12.0, Opponents: 12.0

Rushing	No.	Yds	Avg	Long	TD
J.Dobbins	81	438	5.4	61	3
G.Edwards	38	113	3.0	10	0
D.Davis	5	31	6.2	10	0
J.Herbert	18	26	1.4	13	0
H.Haskins	5	16	3.2	5	0
K.Vidal	4	11	2.8	6	0
Q.Johnston	2	4	2.0	4	0
Team	153	639	4.2	61	3
Opponents	115	486	4.2	23	2

Receiving	No.	Yds	Avg	Long	TD
L.McConkey	19	219	11.5	37	2
Q.Johnston	14	164	11.7	29t	3
W.Dissly	13	111	8.5	22	0
J.Dobbins	12	50	4.2	14	0
J.Palmer	9	108	12.0	26	0
H.Hurst	6	59	9.8	27	0
S.Fehoko	3	61	20.3	30	0
K.Vidal	2	40	20.0	38t	1
S.Smartt	1	10	10.0	10	0
D.Davis	1	8	8.0	8	0
S.Matlock	1	7	7.0	7	0
G.Edwards	1	2	2.0	2	0
E.Tomlinson	0	0	0.0	0	0
Team	82	839	10.2	38t	6
Opponents	106	1047	9.9	55t	5

Interceptions	No.	Yds	Avg	Long	TD
E.Molden	2	28	14.0	25	0
K.Fulton	1	29	29.0	29	0
P.Ford	1	3	3.0	3	0
B.Dupree	1	0	0.0	0	0
Team	5	60	12.0	29	0
Opponents	1	0	0.0	0	0

Punting	No	Yds	Avg	Net	TB	In	Lg	B
J.Scott	27	1288	47.7	42.3	3	10	63	0
Team	27	1288	47.7	42.3	3	10	63	0
Opponents	24	1165	48.5	45.4	1	13	64	0

Punt Returns	Ret	FC	Yds	Avg	Long	TD
D.Davis	5	12	55	11.0	18	0
Team	5	12	55	11.0	18	0
Opponents	9	9	86	9.6	21	0

Kickoff Returns	No.	Yds	Avg	Long	TD
D.Davis	4	85	21.3	35	0
Team	4	85	21.3	35	0
Opponents	5	140	28.0	31	0

Field Goals	1-19	20-29	30-39	40-49	50+
C.Dicker	0/0	4/4	1/1	3/3	2/3
Team	0/0	4/4	1/1	3/3	2/3
Opponents	0/0	0/0	5/5	1/2	0/2

Fumbles Lost: J.Herbert 1 **Total: 1**
 Opponent Fumble Recoveries: K.Mack 1, T.Tart 1, E.Molden 1,
 J.Taylor 1 **Total: 4**

Passing	Att	Cmp	Yds	Cmp%	Yds/Att	TD	TD%	Int	Int%	Long	Sack	Lost	Rating
J.Herbert	125	80	815	64.0%	6.5	6	4.8%	1	0.8%	38t	9/	45	95.3
T.Heinicke	2	2	24	100.0%	12.0	0	0.0%	0	0.0%	18	3/	28	116.7
Team	127	82	839	64.6%	6.6	6	4.7%	1	0.8%	38t	12/	73	95.9
Opponents	153	106	1047	69.3%	6.8	5	3.3%	5	3.3%	55t	13/	87	85.6

2024 LOS ANGELES CHARGERS DEFENSIVE STATISTICS

Official Press Box Totals — Confirmed by league review.

Player	— Tackles —					— Fumbles —						
	Total	Solo	Asst.	Sacks	Yards	TFLs	QB Hits	Interceptions	Passes Def.	Forced	Recoveries	
Daiyan Henley	37	24	13	0.0	0	2	0	0	1	0	0	
Denzel Perryman	36	27	9	1.0	7	2	2	0	0	0	0	
Derwin James	24	16	8	1.0	6	3	1	0	2	0	0	
Alohi Gilman	23	13	10	1.0	0	0	0	0	2	0	0	
Elijah Molden	20	11	9	0.0	0	0	0	2	2	0	1	
Khalil Mack	17	8	9	2.5	17	2	5	0	3	1	1	
Kristian Fulton	16	12	4	0.0	0	2	0	1	3	0	0	
Asante Samuel	13	11	2	0.0	0	0	0	0	2	0	0	
Poona Ford	12	6	6	0.0	0	1	2	1	3	0	0	
Ja'Sir Taylor	11	8	3	0.0	0	0	0	0	0	0	1	
Tuli Tuipulotu	11	4	7	0.0	0	2	1	0	1	1	0	
Otito Ogbonnia	11	3	8	0.0	0	0	0	0	0	0	0	
Morgan Fox	10	8	2	1.5	16	1	3	0	0	0	0	
Joey Bosa	9	7	2	2.0	14	2	3	0	0	1	0	
Tarheeb Still	8	5	3	0.5	4.5	0	1	0	1	0	0	
Teair Tart	8	2	6	0.0	0	0	2	0	0	0	1	
Junior Colson	7	4	3	0.0	0	0	0	0	1	0	0	
Bud Dupree	6	4	2	2.0	8	2	2	1	2	0	0	
A.J. Finley	5	3	2	0.0	0	0	0	0	0	0	0	
Cam Hart	4	3	1	0.0	0	0	0	0	0	0	0	
Troy Dye	3	1	2	0.5	4.5	0	1	0	0	0	0	
Deane Leonard	1	1	0	0.0	0	0	0	0	1	0	0	
Scott Matlock	1	0	1	0.0	0	0	0	0	1	0	0	
Totals	293	181	112	12.0	77	19	23	5	25	3	4	
<i>Defensive Backs</i>	<i>125</i>	<i>83</i>	<i>42</i>	<i>2.5</i>	<i>10.5</i>	<i>5</i>	<i>2</i>	<i>3</i>	<i>13</i>	<i>0</i>	<i>2</i>	
<i>Linebackers</i>	<i>83</i>	<i>56</i>	<i>27</i>	<i>1.5</i>	<i>11.5</i>	<i>4</i>	<i>3</i>	<i>0</i>	<i>2</i>	<i>0</i>	<i>0</i>	
<i>Outside Linebackers</i>	<i>43</i>	<i>23</i>	<i>20</i>	<i>6.5</i>	<i>39</i>	<i>8</i>	<i>11</i>	<i>1</i>	<i>6</i>	<i>3</i>	<i>1</i>	
<i>Defensive Line</i>	<i>42</i>	<i>19</i>	<i>23</i>	<i>1.5</i>	<i>16</i>	<i>2</i>	<i>7</i>	<i>1</i>	<i>4</i>	<i>0</i>	<i>1</i>	

SPECIAL TEAMS TACKLES

Player	Total Tackles
Deane Leonard	3
Troy Dye	2
Semi Fehoko	2
Daiyan Henley	2
Elijah Molden	2
Junior Colson	1
Hassan Haskins	1
Cam Hart	1
Shaquille Quarterman	1
A.J. Finley	1
Stone Smart	1
Totals	17

2024 GAME SUMMARIES

WEEK 1 vs. LAS VEGAS



RAIDERS 10 CHARGERS 22

Sunday, Sept. 8, 2024
SoFi Stadium — Inglewood, Calif.



GAME STATISTICS

TEAM	1	2	3	4	OT	F
Las Vegas	7	0	0	3	—	10
L.A. Chargers	3	3	3	13	—	22

SCORING SUMMARY

Team	Q	Time	Play
Chargers	1	4:22	C.Dicker 53 yd. Field Goal
Raiders	1	0:45	A.Mattison 31 yd. pass from G.Minshew (D.Carlson kick)
Chargers	2	0:26	C.Dicker 25 yd. Field Goal
Chargers	3	9:08	C.Dicker 24 yd. Field Goal
Chargers	4	14:55	J.Dobbins 12 yd. run (C.Dicker kick)
Raiders	4	10:30	D.Carlson 32 yd. Field Goal
Chargers	4	3:40	L.McConkey 10 yd. pass from J.Herbert (run failed)

TEAM STATISTICS

	LV	LAC
FIRST DOWNS:	14	11
TOTAL NET YARDS:	296	316
NET RUSHING YARDS:	71	176
NET PASSING YARDS:	225	140
PENALTIES/YARDS:	2-15	7-50
3RD DOWN EFFICIENCY (%):	5-14 (35.7%)	4-15 (26.7%)
PUNTS/AVERAGE:	5-53.0	7-47.4
SACKS/YARDS:	1-4	4-32
FUMBLES/LOST:	2-2	0-0
POINTS OFF TURNOVERS:	0	3
AVG. DRIVE START:	OWN 28	OWN 35
TIME OF POSSESSION:	31:44	28:16

INDIVIDUAL TOP PERFORMERS



PASSING

	CMP	ATT	YDS	TD	INT	RT
Herbert	17	26	144	1	0	95.1
G.Minshew II	25	33	257	1	1	95.1

RUSHING

	ATT	YDS	AVG	LG	TD
J.Dobbins	10	135	13.5	61	1
G.Edwards	11	26	2.4	10	0
Z.White	13	44	3.4	12	0
A.Mattinson	5	19	3.8	7	0

RECEIVING

	REC	YDS	AVG	LG	TD
L.McConkey	5	39	7.8	11	1
Q.Johnston	3	38	12.7	16	0
J.Dobbins	3	4	1.3	3	0
H.Hurst	2	33	16.5	27	0
B.Bowers	6	58	9.7	26	0
D.Adams	5	59	11.8	23	0
A.Mattison	4	43	10.8	31	1
J.Meyers	3	61	20.3	33	0

TACKLES (SOLO) - LAC: J.Bosa 7 (6), D.James 7 (6), A.Samuel 6 (5);
LV: R.Spillane 10 (7), C.Wilkins 5 (4), M.Epps 5 (3).

SACKS - LAC: K.Mack 1.5-10, J.Bosa 1-6, TEAM 1-10, M.Fox 0.5-6;
LV: M.Crosby 1-4.

INTERCEPTIONS - LAC: P.Ford 1-0-0; **LV:** None.

STARTERS

WR.... L.McConkey	OLB..... K.Mack	WR.... T.Tucker	DE C.Snowden
FB/DL S.Matlock	DL..... P.Ford	TE.... M.Mayer	DE M.Crosby
LT R.Slater	DL.... O.Ogbonnia	LT K.Miller	DT..... J.Jenkins
RG Z.Johnson	OLB..... J.Bosa	LG..... C.Whitehair	DT..... C.Wilkins
C..... B.Bozeman	LB..... D.Henley	C..... A.James	DT..... A.Butler
RG.... T.Pipkins	LB.... D.Perryman	RG.... D.Parham	LB..... D.Deablo
RT J.Alt	CB K.Fulton	RT T.Munford	LB..... R.Spillane
TE.... W.Dissly	CB A.Samuel	WR.... D.Adams	CB J.Jones
WR.... J.Palmer	DB J.Taylor	WR.... J.Meyers	CB N.Hobbs
QB.... J.Herbert	S..... A.Gilman	QB.... G.Minshew II	S..... T.Moehrig
RB.... G.Edwards	S..... D.James	RB Z.White	S..... M.Epps

WEEK 2 AT CAROLINA



CHARGERS 26 PANTHERS 3

Sunday, Sept. 15, 2024
Bank of America Stadium — Charlotte, N.C.



GAME STATISTICS

TEAM	1	2	3	4	OT	F
L.A. Chargers	6	14	3	3	—	26
Carolina	0	0	3	0	—	3

SCORING SUMMARY

Team	Q	Time	Play
Chargers	1	9:20	Q.Johnston 29 yd. pass from J.Herbert (kick failed, wl)
Chargers	2	4:16	Q.Johnston 5 yd. pass from J.Herbert (C.Dicker kick)
Chargers	2	2:01	J.Dobbins 43 yd. run (C.Dicker kick)
Panthers	3	12:18	E.Pineiro 38 yd. Field Goal
Chargers	3	9:03	C.Dicker 46 yd. Field Goal
Chargers	4	11:02	C.Dicker 42 yd. Field Goal

TEAM STATISTICS

	LAC	CAR
FIRST DOWNS:	21	7
TOTAL NET YARDS:	349	159
NET RUSHING YARDS:	219	90
NET PASSING YARDS:	130	69
PENALTIES/YARDS:	3-15	9-90
3RD DOWN EFFICIENCY (%):	9-16 (56.3%)	1-12 (8.0%)
PUNTS/AVERAGE:	3-32.0	7-44.4
SACKS/YARDS:	2-15	1-0
FUMBLES/LOST:	1-1	0-0
POINTS OFF TURNOVERS:	7	0
AVG. DRIVE START:	OWN 35	OWN 28
TIME OF POSSESSION:	36:18	23:42

INDIVIDUAL TOP PERFORMERS



PASSING

	CMP	ATT	YDS	TD	INT	RT
J.Herbert	14	20	130	2	1	100.0
B.Young	18	26	84	0	1	57.2

RUSHING

	ATT	YDS	AVG	LG	TD
J.Dobbins	17	131	7.7	43	1
G.Edwards	18	59	3.3	6	0
C.Hubbard	10	64	6.4	23	0
M.Sanders	7	20	2.9	6	0

RECEIVING

	REC	YDS	AVG	LG	TD
Q.Johnston	5	51	10.2	29	2
W.Dissly	3	29	9.7	15	0
L.McConkey	2	26	13.0	15	0
J.Palmer	2	19	9.5	11	0
C.Hubbard	4	12	3.0	5	0
T.Tremble	3	23	7.7	12	0
Dio.Johnson	3	15	5.0	7	0
M.Sanders	3	5	1.7	5	0

TACKLES (SOLO) - LAC: D.Henley 9 (5), D.Perryman 7 (5), D.James 6 (2);
CAR: S.Thompson 14 (8), J.Jewell 11 (8), A.Robinson 6 (6).

SACKS - LAC: D.Perryman 1-7, J.Bosa 1-8; **CAR:** Dj.Johnson 0.5-0, J.Peevy 0.5-0.

INTERCEPTIONS - LAC: E.Molden 1-3-0; **TEN:** J.Horn 1-0-0.

STARTERS

WR.... Q.Johnston	OLB..... K.Mack	WR.... D.Hopkins	DL..... D.Autro
TE.... H.Hurst	DL..... P.Ford	LT A.Dillard	DT..... T.Tartt
WR.... D.Davis	DL.... O.Ogbonnia	LG..... X.Newman-Johnson	DT..... J.Simmon
LT R.Slater	OLB..... J.Bosa	C..... A.Brewer	DT..... K.Peko
LG.... Z.Johnson	LB..... D.Henley	RG.... D.Brunskill	LB..... A.AI-Shair
C..... B.Bozeman	LB.... D.Perryman	RT C.Hubbard	LB..... J.Gibbens
RG.... T.Pipkins	CB K.Fulton	TE.... C.Okonkwo	DB..... H.Landry
RT J.Alt	CB A.Samuel	WR.... T.Burks	CB E.Molden
TE.... W.Dissly	DB J.Taylor	WR.... N.Westbrook-Ikhine	CB R.McCreary
QB.... J.Herbert	S..... D.James	QB.... R.Tannehill	S... S.Murphy-Bunting
RB.... J.Dobbins	S..... E.Moldem	RB D.Henry	S..... K.Buard

2024 GAME SUMMARIES

WEEK 3 AT PITTSBURGH

WEEK 4 vs. KANSAS CITY



CHARGERS 10 STEELERS 20

Sunday, Sept. 22, 2024

Acrisure Stadium – Pittsburgh, pa.



CHIEFS 17 CHARGERS 10

Sunday, Sept. 29, 2024

SoFi Stadium – Inglewood, Calif.



GAME STATISTICS

TEAM	1	2	3	4	OT	F
L.A. Chargers	7	3	0	0	—	10
Pittsburgh	0	7	3	10	—	20

GAME STATISTICS

TEAM	1	2	3	4	OT	F
Kansas City	0	7	3	7	—	17
L.A. Chargers	10	0	0	0	—	10

SCORING SUMMARY

Team	Q	Time	Play
Chargers	1	2:46	Q.Johnston 27 yd. pass from J.Herbert (C.Dicker kick)
Steelers	2	10:17	J.Fields 5 yd. run (C.Boswell kick)
Chargers	2	3:13	C.Dicker 28 yd. Field Goal (12-60, 7:04)
Steelers	3	9:05	C.Boswell 38 yd. Field Goal (12-50, 5:55)
Steelers	4	14:14	C.Boswell 30 yd. Field Goal (12-73, 6:26)
Steelers	4	7:02	C.Austin 55 yd. pass from J.Fields (C.Boswell kick)

SCORING SUMMARY

Team	Q	Time	Play
Chargers	1	6:16	L.McConkey 7 yd. pass from J.Herbert (C.Dicker kick)
Chargers	1	3:53	C.Dicker 50 yd. Field Goal
Chiefs	2	4:06	X.Worthy 54 yd. pass from P.Mahomes (H.Butker kick)
Chiefs	3	6:26	H.Butker 37 yd. Field Goal
Chiefs	4	6:04	S.Perine 2 yd. run (H.Butker kick)

TEAM STATISTICS

	LAC	PIT
FIRST DOWNS:	10	20
TOTAL NET YARDS:	168	346
NET RUSHING YARDS:	107	232
NET PASSING YARDS:	225	140
PENALTIES/YARDS:	7-69	3-15
3RD DOWN EFFICIENCY (%):	3-11 (27.3%)	7-14 (50.0%)
PUNTS/AVERAGE:	7-50.0	3-52.0
SACKS/YARDS:	2-13	5-42
FUMBLES/LOST:	2-0	0-0
POINTS OFF TURNOVERS:	0	0
AVG. DRIVE START:	OWN 24	OWN 30
TIME OF POSSESSION:	26:09	33:51

TEAM STATISTICS

	KC	LAC
FIRST DOWNS:	16	12
TOTAL NET YARDS:	329	224
NET RUSHING YARDS:	101	55
NET PASSING YARDS:	228	169
PENALTIES/YARDS:	5-40	9-51
3RD DOWN EFFICIENCY (%):	9-16 (56.3%)	4-13 (30.8%)
PUNTS/AVERAGE:	4-50.0	6-53.0
SACKS/YARDS:	2-10	3-17
FUMBLES/LOST:	1-1	2-0
POINTS OFF TURNOVERS:	10	0
AVG. DRIVE START:	OWN 29	OWN 27
TIME OF POSSESSION:	29:08	30:52

INDIVIDUAL TOP PERFORMERS

INDIVIDUAL TOP PERFORMERS



PASSING													
	CMP	ATT	YDS	TD	INT	RT		CMP	ATT	YDS	TD	INT	RT
Herbert	12	18	125	1	0	105.1	Fields	25	32	245	1	1	96.0
Heinicke	2	2	24	0	0	116.7							



PASSING													
	CMP	ATT	YDS	TD	INT	RT		CMP	ATT	YDS	TD	INT	RT
J.Herbert	16	27	179	1	0	91.4	P.Mahomes	19	29	245	1	1	89.0

RUSHING											
	ATT	YDS	AVG	LG	TD		ATT	YDS	AVG	LG	TD
J.Dobbins	15	44	2.9	13	0	N.Harris	18	70	3.9	21	0
G.Edwards	3	9	3.0	6	0	C.Patterson	4	33	8.3	14	0

RUSHING											
	ATT	YDS	AVG	LG	TD		ATT	YDS	AVG	LG	TD
J.Dobbins	14	32	2.3	12	0	K.Hunt	14	69	4.9	10	0
G.Edwards	6	19	3.2	5	0	S.Perine	5	14	2.8	4	1

RECEIVING											
	REC	YDS	AVG	LG	TD		REC	YDS	AVG	LG	TD
L.McConkey	3	44	14.7	18	0	G.Pickens	5	57	11.4	27	0
W.Dissly	3	19	6.3	7	0	N.Harris	5	16	3.2	8	0
J.Dobbins	3	10	3.3	6	0	C.Austin	4	95	23.8	55	2
Q.Johnston	2	44	22.0	27	1	P.Freiermuth	4	33	8.3	15	0

RECEIVING											
	REC	YDS	AVG	LG	TD		REC	YDS	AVG	LG	TD
L.McConkey	5	67	13.4	37	1	T.Kelce	7	89	12.7	38	0
J.Palmer	3	36	12.0	26	0	N.Gray	4	40	10.0	29	0
J.Dobbins	3	30	10.0	14	0	X.Worthy	3	73	24.3	54	1
W.Dissly	2	24	12.0	22	0	Ju.Watson	2	27	13.5	17	0

TACKLES (SOLO) - LAC: D.Henley 12 (9), D.Perryman 9 (6), D.James 8 (5); **PIT:** P.Queen 8 (4), D.Elliott 5 (4), D.Jackson 5 (2).

TACKLES (SOLO) - LAC: D.Perryman 8 (6), E.Molden 8 (5), D.Henley 7 (4); **KC:** D.Tranquill 10 (7), T.McDuffie 6 (3), B.Cook 5 (4).

SACKS - LAC: D.James 1-6, K.Mack 1-7; **PIT:** Ni.Herbig 2-15, E.Roberts 1-9, Ca.Heyward 1-10, T.Watt 1-8.

SACKS - LAC: B.Dupree 2-8, T.Dye 0.5-4.5, T.Still 0.5-4.5; **KC:** C.Jones 2-10.

INTERCEPTIONS - LAC: B.Dupree 1-0-0; **PIT:** None.

INTERCEPTIONS - LAC: K.Fulton 1-29-0; **KC:** None.

STARTERS

WR..... L.McConkey	OLB..... K.Mack	TE..... P.Freiermuth	ROLB... A.Highsmith
TE..... W.Dissly	DL..... O.Ogbonnia	LT..... D.Moore	DT.... Ca.Heyward
LT..... R.Slater	DL..... P.Ford	LG..... S.Anderson	NT..... K.Benton
RG..... Z.Johnson	OLB..... J.Bosa	C..... Z.Frazier	DE L.Ogunjobi
C..... B.Bozeman	LB..... D.Henley	RG..... J.Daniels	LOLB... T.Watt
RG..... T.Pipkins	LB..... D.Perryman	RT B.Jones	LILB... P.Queen
RT J.Alt	CB K.Fulton	WR..... V.Jefferson	RILB... E.Roberts
WR..... Q.Johnston	CB A.Samuel	WR..... G.Pickens	RCB..... J.Porter
QB..... J.Herbert	S..... E.Molden	WR..... C.Patterson	FS ... M.Fitzpatrick
FB S.Matlock	S..... A.Gilman	QB..... J.Fields	SS D.Elliott
RB J.Dobbins	S..... D.James	RB N.Harris	LCB ... D.Jackson

STARTERS

TE..... W.Dissly	OLB..... K.Mack	TE..... T.Kelce	DE G.Karlaftis
LT..... J.Salyer	DL..... O.Ogbonnia	WR.... R.Rice	DT..... C.Jones
LG..... Z. Johnson	DL..... P.Ford	LT W.Morris	DE..... M.Pennel
C..... B.Bozeman	OLB... T.Tuipulotu	LG..... J.Thuney	DB ... F.Anudike-Uzomah
RG S.Mustipher	LB..... D.Henley	C..... C.Humphrey	LB..... N.Bolton
RT T.Pipkins	LB..... D.Perryman	RG..... T.Smith	LB..... D.Tranquill
FB S.Matlock	CB K.Fulton	RT..... J.Taylor	LB..... L.Chenail
WR..... Q.Johnston	CB A.Samuel	WR.... X.Worthy	CB T.McDuffie
WR.... L.McConkey	DB T.Still	WR.... Ju.Watson	CB Ja.Watson
QB..... J.Herbert	S..... A.Gilman	QB.... P.Mahomes	S..... J.Reid
RB J.Dobbins	S..... E.Molden	FB C.Steele	S..... B.Cook

2024 GAME SUMMARIES

WEEK 6 AT DENVER



CHARGERS 23
BRONCOS 16

Sunday, Oct. 13, 2024

Empower Field at Mile High – Denver, Colo.



GAME STATISTICS

TEAM	1	2	3	4	OT	F
L.A. Chargers	10	10	3	0	—	23
Denver	0	0	0	16	—	16

SCORING SUMMARY

Team	Q	Time	Play
Chargers	1	9:26	C.Dicker 20 yd. Field Goal
Chargers	1	4:59	K.Vidal 38 yd. pass from J.Herbert (C.Dicker kick)
Chargers	2	6:21	C.Dicker 33 yd. Field Goal
Chargers	2	1:00	J.Dobbins 4 yd. run (C.Dicker kick)
Chargers	3	2:35	C.Dicker 46 yd. Field Goal
Broncos	4	10:06	T.Franklin 2 yd. pass from B.Nix
Broncos	4	5:22	C.Sutton 15 yd. pass from B.Nix (pass failed)
Broncos	4	0:59	W.Lutz 40 yd. Field Goal

TEAM STATISTICS

	LAC	DEN
FIRST DOWNS:	22	17
TOTAL NET YARDS:	350	316
NET RUSHING YARDS:	128	110
NET PASSING YARDS:	222	206
PENALTIES/YARDS:	3-20	7-37
3RD DOWN EFFICIENCY (%):	11-18 (61.1%)	3-11 (27.3%)
PUNTS/AVERAGE:	4-39.8	5-46.6
SACKS/YARDS:	2-10	3-15
FUMBLES/LOST:	1-0	1*1
POINTS OFF TURNOVERS:	10	0
AVG. DRIVE START:	OWN 34	OWN 25
TIME OF POSSESSION:	37:23	23:37

INDIVIDUAL TOP PERFORMERS



PASSING

	CMP	ATT	YDS	TD	INT	RT		CMP	ATT	YDS	TD	INT	RT
Herbert	21	34	237	1	0	92.4	Nix	19	33	216	2	1	84.9

RUSHING

	ATT	YDS	AVG	LG	TD		ATT	YDS	AVG	LG	TD
J.Dobbins	25	96	3.8	20	1	B.Nix	6	61	10.2	21	0
D.Davis	2	14	7.0	10	0	J.Williams	6	23	3.8	13	0

RECEIVING

	REC	YDS	AVG	LG	TD		REC	YDS	AVG	LG	TD
L.McConkey	4	43	10.8	15	0	D.Vele	4	78	19.5	37	0
W.Dissly	4	26	6.5	20	0	C.Sutton	4	53	13.3	20	1
Q.Johnston	3	22	7.3	8	0	J.Williams	3	13	4.3	10	0
S.Fehoko	2	44	22.0	30	0	T.Franklin	2	31	15.5	29	1

TACKLES (SOLO) – LAC: A.Gilman 10 (6), D.Perryman 6 (5), D.Henley 4 (2);
DEN: B.Jones 12 (11), Z.Allen 8 (5), C.Barton 8 (1).

SACKS – LAC: A.Gilman 1-0, M.Fox 1-10; **DEN:** N.Bonitto 1-8, J.Strnad 1-0, Z.Allen 0.5-3.5, J.Cooper, 0.5-3.5.

INTERCEPTIONS – LAC: E.Molden 1-25-0; **DEN:** None.

STARTERS

WR..... L.McConkey	OLB..... K.Mack	WR..... T.Franklin	OLB..... N.Bonitto
TE..... H.Hurst	DL..... O.Ogbonnia	WR..... D.Vele	DE .. J.Franklin-Myers
LT..... R.Slater	DL..... P.Ford	LT..... G.Bolles	NT..... D.Jones
RG..... Z.Johnson	OLB... T.Tuipulotu	LG..... B.Powers	DE Z.Allen
C..... B.Bozeman	LB..... D.Henley	C..... A.Forsyth	ILB..... C.Barton
RG..... T.Pipkins	LB.... D.Perryman	RG..... Q.Meinerz	SLB..... J.Cooper
RT .. J.Alt	CB K.Fulton	RT M.Pearl	ILB..... J.Strnad
WR..... Q.Johnston	CB T.Still	WR..... C.Sutton	LCB P.Surtain
QB..... J.Herbert	CB C.Hart	TE..... A.Trautman	RCB..... R.Moss
FB .. S.Matlock	S..... A.Gilman	QB..... B.Nix	S..... B.Jones
RB..... J.Dobbins	S..... D.James	RB..... J.Williams	S..... P.Locke

2024 LOS ANGELES CHARGERS NUMERICAL ROSTER

ACTIVE ROSTER

No.	Name	Pos.	Ht.	Wt.	Age	Exp.	College	Hometown	How Acq.
0	Daiyan Henley	LB	6-0	225	24	2	Washington State	Los Angeles, Calif.	D3-'23
1	Quentin Johnston	WR	6-2	208	23	2	TCU	Temple, Texas	D1-'23
2	Easton Stick	QB	6-1	224	29	6	North Dakota State	Omaha, Neb.	D5-'19
3	Derwin James Jr.	S	6-2	215	28	7	Florida State	Haines City, Fla.	D1-'18
5	Joshua Palmer	WR	6-1	210	25	4	Tennessee	Brampton, Ontario, Canada	D3a-'21
6	Denzel Perryman	LB	5-11	240	31	10	Miami	Coral Gables, Fla.	UFA (Hou)-'24
7	Kristian Fulton	CB	5-11	197	26	5	Louisiana State	New Orleans, La.	UFA (Ten)-'24
8	Taylor Heinicke	QB	6-1	210	31	7	Old Dominion	Atlanta, Ga.	T (Atl)-'24
10	Justin Herbert	QB	6-6	236	26	5	Oregon	Eugene, Ore.	D1a-'20
11	Cameron Dicker	K	6-1	216	24	3	Texas	Austin, Texas	FA-'22
12	Derius Davis	WR	5-8	165	24	2	TCU	St. Francisville, La.	D4-'23
15	Ladd McConkey	WR	6-0	185	22	R	Georgia	Chatsworth, Ga.	D2-'24
16	JK Scott	P	6-5	208	28	6	Alabama	Denver, Colo.	FA-'22
20	Cam Hart	CB	6-2	207	23	R	Notre Dame	Baltimore, Md.	D5b-'24
22	Elijah Molden	DB	5-10	192	24	4	Washington	West Linn, Ore.	T (Ten)-'24
23	Tony Jefferson	S	5-11	212	32	10	Oklahoma	Chula Vista, Calif.	FA-'24
24	AJ Finley	S	6-0	188	23	2	Mississippi	Mobile, Ala.	FA-'23
25	Junior Colson	LB	6-3	247	21	R	Michigan	Franklin, Tenn.	D3-'24
27	J.K. Dobbins	RB	5-10	215	25	5	Ohio State	La Grange, Texas	UFA (Bal)-'24
28	Hassan Haskins	RB	6-2	228	24	3	Michigan	St. Louis, Mo.	W (Ten)-'23
29	Tarheeb Still	CB	6-1	196	22	R	Maryland	Sicklerville, N.J.	D5a-'24
30	Kimani Vidal	RB	5-8	215	23	R	Troy	Marietta, Ga.	D6-'24
31	Nick Niemann	LB	6-3	234	26	4	Iowa	Sycamore, Ill.	D6a-'21
32	Alohi Gilman	S	5-10	201	27	5	Notre Dame	Laie, Hawaii	D6-'20
33	Deane Leonard	DB	6-0	195	24	3	Mississippi	Calgary, Alberta, Canada	D7a-'22
36	Ja'Sir Taylor	DB	5-10	185	25	3	Wake Forest	Asbury Park, N.J.	D6b-'22
43	Troy Dye	LB	6-3	225	28	5	Oregon	Norco, Calif.	UFA (Min)-'24
44	Scott Matlock	FB/DL	6-4	296	24	2	Boise State	Homedale, Idaho	D6-'23
45	Tuli Tuipulotu	OLB	6-3	266	22	2	Southern California	Hawthorne, Calif.	D2-'23
47	Josh Harris	LS	6-1	224	35	13	Auburn	Carrollton, Ga.	UFA (Atl)-'22
48	Bud Dupree	OLB	6-4	269	31	10	Kentucky	Macon, Ga.	FA-'24
52	Khalil Mack	OLB	6-3	269	33	11	Buffalo	Fort Pierce, Fla.	T (Chi)-'22
56	Morgan Fox	DL	6-3	275	30	8	Colorado State-Pueblo	Fountain, Colo.	FA-'22
64	Brenden James	OL	6-5	300	25	4	Nebraska	Austin, Texas	D5-'21
68	Jamaree Salyer	OL	6-4	325	24	3	Georgia	Atlanta, Ga.	D6a-'22
70	Rashawn Slater	T	6-4	315	25	4	Northwestern	Sugar Land, Texas	D1-'21
71	Jordan McFadden	OL	6-2	303	24	2	Clemson	Spartanburg, S.C.	D5-'23
73	Foster Sarell	T	6-6	322	26	3	Stanford	Tacoma, Wash.	FA-'21
75	Bradley Bozeman	C	6-5	325	29	7	Alabama	Roanoke, Ala.	FA-'24
76	Joe Alt	T	6-8	322	21	R	Notre Dame	North Oaks, Minn.	D1-'24
77	Zion Johnson	G	6-3	316	24	3	Boston College	Bowie, Md.	D1-'22
79	Trey Pipkins III	G/T	6-6	307	28	6	Sioux Falls	Apple Valley, Minn.	D3-'19
81	Will Dissly	TE	6-4	265	28	7	Washington	Bozeman, Mont.	FA-'24
82	Brenden Rice	WR	6-3	210	22	R	Southern California	Chandler, Ariz.	D7a-'24
83	Eric Tomlinson	TE	6-6	265	32	8	UTEP	Oklahoma City, Okla.	FA-'24
84	Stone Smartt	TE	6-4	226	26	3	Old Dominion	Sacramento, Calif.	FA-'22
87	Simi Fehoko	WR	6-4	218	26	4	Stanford	Salt Lake City, Utah	PS (Pit)-'23
88	Hayden Hurst	TE	6-4	245	31	7	South Carolina	Jacksonville, Fla.	FA-'24
90	Teari Tart	DL	6-2	315	27	5	Florida International	Philadelphia, Pa.	FA-'24
92	Justin Eboigbe	DL	6-5	292	23	R	Alabama	Forest Park, Ga.	D4-'24
93	Otito Ogbonnia	DL	6-4	320	24	3	UCLA	Houston, Texas	D5-'22
95	Poona Ford	DL	5-11	310	28	7	Texas	Hilton Head, S.C.	UFA (Buf)-'24
97	Joey Bosa	OLB	6-5	280	29	9	Ohio State	Fort Lauderdale, Fla.	D1-'16

RESERVE/INJURED

No.	Name	Pos.	Ht.	Wt.	Age	Exp.	College	Hometown	How Acq.
4	Gus Edwards	RB	6-1	238	29	7	Rutgers	Staten Island, N.Y.	UFA (Bal)-'24
9	DJ Chark Jr.	WR	6-3	200	28	7	Louisiana State	Alexandria, La.	FA-'24
26	Asante Samuel Jr.	CB	5-10	180	25	4	Florida State	Fort Lauderdale, Fla.	D2-'21
53	Chris Collins	OLB	6-5	255	24	R	Minnesota	Richmond, Va.	FA-'24
60	Bucky Williams	C/G	6-3	300	24	R	Appalachian State	Ringgold, Ga.	FA-'24
74	Tyler McLellan	T	6-8	355	25	R	Campbell	North Charleston, S.C.	FA-'24
94	Chris Rumph II	OLB	6-2	244	25	4	Duke	Gainesville, Fla.	D4-'21

PRACTICE SQUAD

No.	Name	Pos.	Ht.	Wt.	Age	Exp.	College	Hometown	How Acq.
34	Jaret Patterson	RB	5-8	195	24	2	Buffalo	Glendale, Md.	FA-'23
35	Dicaprio Bootle	CB	5-10	180	27	2	Nebraska	Miami, Fla.	FA-'24
37	Shaun Wade	CB	6-1	195	26	4	Ohio State	Jacksonville, Fla.	FA-'24
38	Nehemiah Shelton	CB	6-2	185	25	1	San Jose State	Tracy, Calif.	FA-'24
39	Jaylen Johnson	WR	6-2	194	24	R	East Carolina	Duluth, Ga.	FA-'24
41	Eli Apple	CB	6-1	203	29	9	Ohio State	Philadelphia, Pa.	FA-'24
42	Tucker Fisk	TE	6-4	285	25	2	Stanford	Davis, Calif.	FA-'24
46	McCallan Castles	TE	6-5	252	24	R	Tennessee	South Lake Tahoe, Calif.	FA-'24
51	Jeremiah Jean-Baptiste	LB	6-2	230	23	R	Mississippi	Florida City, Fla.	FA-'24
57	Tre'Mon Morris-Brash	OLB	6-2	245	24	R	Central Florida	Richmond, Va.	FA-'24
61	Karsen Barnhart	G	6-5	316	23	R	Michigan	Paw Paw, Mich.	FA-'24
62	Sam Mustipher	C	6-3	306	29	5	Notre Dame	Owings Mills, Md.	FA-'24
65	Alex Leatherwood	T	6-5	312	25	3	Alabama	Pensacola, Fla.	FA-'24
69	CJ Okoye	DL	6-6	315	22	1	—	Abuja, Nigeria	FA (IPP)-'23
86	Dez Fitzpatrick	WR	6-2	208	26	2	Louisville	Farmington Hills, Mich.	FA-'24
89	Jalen Reagor	WR	5-11	197	25	4	TCU	Waxahachie, Texas	FA-'24
91	Christopher Hinton	DL	6-4	310	24	2	Michigan	Johns Creek, Ga.	FA-'22

2024 LOS ANGELES CHARGERS ALPHABETICAL ROSTER

ACTIVE ROSTER

No.	Name	Pos.	Ht.	Wt.	DOB	Exp.	College	Hometown	How Acq.
76	Alt, Joe	T	6-8	322	2/28/03	R	Notre Dame	North Oaks, Minn.	D1-'24
97	Bosa, Joey	OLB	6-5	280	7/11/95	9	Ohio State	Fort Lauderdale, Fla.	D1-'16
75	Bozeman, Bradley	C	6-5	325	11/24/94	7	Alabama	Roanoke, Ala.	FA-'24
25	Colson, Junior	LB	6-3	247	12/6/02	R	Michigan	Franklin, Tenn.	D3-'24
12	Davis, Derius	WR	5-8	165	9/11/00	2	TCU	St. Francisville, La.	D4-'23
11	Dicker, Cameron	K	6-1	216	5/6/00	3	Texas	Austin, Texas	FA-'22
81	Dissly, Will	TE	6-4	265	7/8/96	7	Washington	Bozeman, Mont.	FA-'24
27	Dobbins, J.K.	RB	5-10	215	12/17/98	5	Ohio State	La Grange, Texas	UFA (Bal)-'24
48	Dupree, Bud	OLB	6-4	269	2/12/93	10	Kentucky	Macon, Ga.	FA-'24
43	Dye, Troy	LB	6-3	225	9/18/96	5	Oregon	Norco, Calif.	UFA (Min)-'24
92	Eboigbe, Justin	DL	6-5	292	4/9/01	R	Michigan	Forest Park, Ga.	D4-'24
87	Fehoko, Simi	WR	6-4	218	11/5/97	4	Stanford	Salt Lake City, Utah	PS (Pit)-'23
24	Finley, AJ	S	6-0	188	9/14/01	2	Mississippi	Mobile, Ala.	FA-'23
95	Ford, Poona	DL	5-11	310	11/19/95	7	Texas	Hilton Head, S.C.	UFA (Buf)-'24
56	Fox, Morgan	DL	6-3	275	9/12/94	8	Colorado State-Pueblo	Fountain, Colo.	FA-'22
7	Fulton, Kristian	CB	5-11	197	9/3/98	5	Louisiana State	New Orleans, La.	UFA (Ten)-'24
32	Gilman, Alohi	S	5-10	201	9/17/97	5	Notre Dame	Laie, Hawaii	D6-'20
47	Harris, Josh	LS	6-1	224	4/27/89	13	Auburn	Carrollton, Ga.	UFA (Atl)-'22
20	Hart, Cam	CB	6-2	207	12/5/00	R	Notre Dame	Baltimore, Md.	D5b-'24
28	Haskins, Hassan	RB	6-2	228	11/26/99	3	Michigan	St. Louis, Mo.	W (Ten)-'24
8	Heinicke, Taylor	QB	6-1	210	3/15/93	7	Old Dominion	Atlanta, Ga.	T (Atl)-'24
0	Henley, Daiyan	LB	6-0	225	11/18/99	2	Washington State	Los Angeles, Calif.	D3-'23
10	Herbert, Justin	QB	6-6	236	3/10/98	5	Oregon	Eugene, Ore.	D1a-'20
88	Hurst, Hayden	TE	6-4	245	8/24/93	7	South Carolina	Jacksonville, Fla.	FA-'24
64	Jaimes, Brenden	OL	6-5	300	5/28/99	4	Nebraska	Austin, Texas	D5-'21
3	James Jr., Derwin	S	6-2	215	8/3/96	7	Florida State	Haines City, Fla.	D1-'18
23	Jefferson, Tony	S	5-11	212	1/27/92	10	Oklahoma	Chula Vista, Calif.	FA-'24
77	Johnson, Zion	G	6-3	316	11/18/99	3	Boston College	Bowie, Md.	D1-'22
1	Johnston, Quentin	WR	6-2	208	9/6/01	2	TCU	Temple, Texas	D1-'23
33	Leonard, Deane	DB	6-0	195	11/20/99	3	Mississippi	Calgary, Alberta, Canada	D7a-'22
52	Mack, Khalil	OLB	6-3	269	2/22/91	11	Buffalo	Fort Pierce, Fla.	T (Chi)-'22
44	Matlock, Scott	FB/DL	6-4	296	6/28/00	2	Boise State	Homedale, Idaho	D6-'23
15	McConkey, Ladd	WR	6-0	185	11/11/01	R	Georgia	Chatsworth, Ga.	D2-'24
71	McFadden, Jordan	OL	6-2	303	11/16/99	2	Spartanburg, S.C.	Spartanburg, S.C.	D5-'23
22	Molden, Elijah	DB	5-10	192	1/30/99	4	Washington	West Linn, Ore.	T (Ten)-'24
31	Niemann, Nick	LB	6-3	234	12/2/97	4	Iowa	Sycamore, Ill.	D6a-'21
93	Ogbonnia, Otitio	DL	6-4	320	8/25/00	3	UCLA	Houston, Texas	D5-'22
5	Palmer, Joshua	WR	6-1	210	9/22/99	4	Tennessee	Brampton, Ontario, Canada	D3a-'21
6	Perryman, Denzel	LB	5-11	240	12/5/92	10	Miami	Coral Gables, Fla.	UFA (Hou)-'24
79	Pipkins III, Trey	G/T	6-6	307	9/5/96	6	Sioux Falls	Apple Valley, Minn.	D3-'19
82	Rice, Brenden	WR	6-3	210	3/18/02	R	Southern California	Chandler, Ariz.	D7a-'24
68	Salyer, Jamaree	OL	6-4	325	7/13/00	3	Georgia	Atlanta, Ga.	D6a-'22
73	Sarell, Foster	T	6-6	322	8/28/98	3	Stanford	Tacoma, Wash.	FA-'21
16	Scott, JK	P	6-5	208	10/30/95	6	Alabama	Denver, Colo.	FA-'22
70	Slater, Rashawn	T	6-4	315	3/26/99	4	Northwestern	Sugar Land, Texas	D1-'21
84	Smartt, Stone	TE	6-4	226	10/4/98	3	Old Dominion	Sacramento, Calif.	FA-'22
2	Stick, Easton	QB	6-1	224	9/15/95	6	North Dakota State	Omaha, Neb.	D5-'19
29	Still, Tarheeb	CB	6-1	196	6/9/02	R	Maryland	Sicklerville, N.J.	D5a-'24
90	Tart, Teair	DL	6-2	315	2/28/97	5	Florida International	Philadelphia, Pa.	FA-'24
36	Taylor, Ja'Sir	DB	5-10	185	1/8/99	3	Wake Forest	Asbury Park, N.J.	D6b-'22
83	Tomlinson, Eric	TE	6-6	265	4/22/92	8	UTEP	Oklahoma City, Okla.	FA-'24
45	Tuipulotu, Tuli	OLB	6-3	266	9/3/02	2	Southern California	Hawthorne, Calif.	D2-'23
30	Vidal, Kimani	RB	5-8	215	8/28/01	R	Troy	Marietta, Ga.	D6-'24

RESERVE/INJURED

No.	Name	Pos.	Ht.	Wt.	DOB	Exp.	College	Hometown	How Acq.
9	Chark Jr., DJ	WR	6-3	200	9/23/96	7	Louisiana State	Alexandria, La.	FA-'24
53	Collins, Chris	OLB	6-5	255	12/14/99	R	Minnesota	Richmond, Va.	FA-'24
4	Edwards, Gus	RB	6-1	238	4/13/95	7	Rutgers	Staten Island, N.Y.	UFA (Bal)-'24
74	McLellan, Tyler	T	6-8	355	7/21/99	R	Campbell	North Charleston, S.C.	FA-'24
94	Rumph II, Chris	OLB	6-2	244	10/19/98	4	Duke	Gainesville, Fla.	D4-'21
26	Samuel Jr., Asante	CB	5-10	180	10/3/99	4	Florida State	Fort Lauderdale, Fla.	D2-'21
60	Williams, Bucky	C/G	6-3	300	3/20/00	R	Appalachian State	Ringgold, Ga.	FA-'24

PRACTICE SQUAD

No.	Name	Pos.	Ht.	Wt.	DOB	Exp.	College	Hometown	How Acq.
41	Apple, Eli	CB	6-1	203	9/9/95	9	Ohio State	Philadelphia, Pa.	FA-'24
61	Barnhart, Karsen	G	6-5	316	3/2/01	R	Michigan	Paw Paw, Mich.	FA-'24
35	Bootle, Dicaprio	CB	5-10	180	9/17/97	2	Nebraska	Miami, Fla.	FA-'24
46	Castles, McCallan	TE	6-5	252	12/3/99	R	Tennessee	South Lake Tahoe, Calif.	FA-'24
42	Fisk, Tucker	TE	6-4	285	1/19/99	2	Stanford	Davis, Calif.	FA-'24
86	Fitzpatrick, Dez	WR	6-2	208	12/17/97	2	Louisville	Farmington Hills, Mich.	FA-'24
91	Hinton, Christopher	DL	6-4	310	9/14/00	2	Michigan	Johns Creek, Ga.	FA-'22
51	Jean-Baptiste, Jeremiah	LB	6-2	230	5/31/01	R	Mississippi	Florida City, Fla.	FA-'24
39	Johnson, Jaylen	WR	6-2	194	5/26/00	R	East Carolina	Duluth, Ga.	FA-'24
65	Leatherwood, Alex	T	6-5	312	1/5/99	3	Alabama	Pensacola, Fla.	FA-'24
57	Morris-Brash, Tre'Mon	OLB	6-2	245	9/29/00	R	Central Florida	Richmond, Va.	FA-'24
62	Mustipher, Sam	C	6-3	306	8/13/96	5	Notre Dame	Owings Mills, Md.	FA-'24
69	Okoye, CJ	DL	6-6	315	10/20/01	1	—	Abuja, Nigeria	FA (IPP)-'23
34	Patterson, Jaret	RB	5-8	195	12/23/99	2	Buffalo	Glendale, Md.	FA-'23
89	Reagor, Jalen	WR	5-11	197	1/1/99	4	TCU	Waxahachie, Texas	FA-'24
38	Shelton, Nehemiah	CB	6-2	185	9/13/99	1	San Jose State	Tracy, Calif.	FA-'24
37	Wade, Shaun	CB	6-1	195	9/15/98	4	Ohio State	Jacksonville, Fla.	FA-'24

2024 LOS ANGELES CHARGERS POSITION ROSTER

QUARTERBACKS (3)

No.	Name	Pos.	Ht.	Wt.	Age	Exp.	College	Hometown	How Acq.
2	Easton Stick	QB	6-1	224	29	6	North Dakota State	Omaha, Neb.	D5-'19
8	Taylor Heinicke	QB	6-1	210	31	7	Old Dominion	Atlanta, Ga.	T (Atl)-'24
10	Justin Herbert	QB	6-6	236	26	5	Oregon	Eugene, Ore.	D1a-'20

RUNNING BACKS (4)

No.	Name	Pos.	Ht.	Wt.	Age	Exp.	College	Hometown	How Acq.
27	J.K. Dobbins	RB	5-10	215	25	5	Ohio State	La Grange, Texas	UFA (Bal)-'24
28	Hassan Haskins	RB	6-2	228	24	3	Michigan	St. Louis, Mo.	W (Ten)-'23
30	Kimani Vidal	RB	5-8	215	23	R	Troy	Marietta, Ga.	D6-'24
44	Scott Matlock	FB/DL	6-4	296	24	2	Boise State	Homedale, Idaho	D6-'23

WIDE RECEIVERS (6)

No.	Name	Pos.	Ht.	Wt.	Age	Exp.	College	Hometown	How Acq.
1	Quentin Johnston	WR	6-2	208	23	2	TCU	Temple, Texas	D1-'23
5	Joshua Palmer	WR	6-1	210	25	4	Tennessee	Brampton, Ontario, Canada	D3a-'21
12	Derius Davis	WR	5-8	165	24	2	TCU	St. Francisville, La.	D4-'23
15	Ladd McConkey	WR	6-0	185	22	R	Georgia	Chatsworth, Ga.	D2-'24
82	Brenden Rice	WR	6-3	210	22	R	Southern California	Chandler, Ariz.	D7a-'24
87	Simi Fehoko	WR	6-4	218	26	4	Stanford	Salt Lake City, Utah	PS (Pit)-'23

TIGHT ENDS (4)

No.	Name	Pos.	Ht.	Wt.	Age	Exp.	College	Hometown	How Acq.
81	Will Dissly	TE	6-4	265	28	7	Washington	Bozeman, Mont.	FA-'24
83	Eric Tomlinson	TE	6-6	265	32	8	UTEP	Oklahoma City, Okla.	FA-'24
84	Stone Smartt	TE	6-4	226	25	3	Old Dominion	Sacramento, Calif.	FA-'22
88	Hayden Hurst	TE	6-4	245	31	7	South Carolina	Jacksonville, Fla.	FA-'24

OFFENSIVE LINEMEN (9)

No.	Name	Pos.	Ht.	Wt.	Age	Exp.	College	Hometown	How Acq.
64	Brenden Jaimes	OL	6-5	300	25	4	Nebraska	Austin, Texas	D5-'21
68	Jamaree Salyer	OL	6-4	325	24	3	Georgia	Atlanta, Ga.	D6a-'22
70	Rashawn Slater	T	6-4	315	25	4	Northwestern	Sugar Land, Texas	D1-'21
71	Jordan McFadden	OL	6-2	303	24	2	Clemson	Spartanburg, S.C.	D5-'23
73	Foster Sarell	T	6-6	322	26	3	Stanford	Tacoma, Wash.	FA-'21
75	Bradley Bozeman	C	6-5	325	29	7	Alabama	Roanoke, Ala.	FA-'24
76	Joe Alt	T	6-8	322	21	R	Notre Dame	North Oaks, Minn.	D1-'24
77	Zion Johnson	G	6-3	316	24	3	Boston College	Bowie, Md.	D1-'22
79	Trey Pipkins III	T	6-6	307	28	6	Sioux Falls	Apple Valley, Minn.	D3-'19

DEFENSIVE LINEMEN (6)

No.	Name	Pos.	Ht.	Wt.	Age	Exp.	College	Hometown	How Acq.
44	Scott Matlock	FB/DL	6-4	296	24	2	Boise State	Homedale, Idaho	D6-'23
56	Morgan Fox	DL	6-3	275	30	8	Colorado State-Pueblo	Fountain, Colo.	FA-'22
90	Tearl Tart	DL	6-2	315	27	5	Florida International	Philadelphia, Pa.	FA-'24
92	Justin Eboigbe	DL	6-5	292	23	R	Alabama	Forest Park, Ga.	D4-'24
93	Otito Ogbornia	DL	6-4	320	24	3	UCLA	Houston, Texas	D5-'22
95	Poona Ford	DL	5-11	310	28	7	Texas	Hilton Head, S.C.	UFA (Buf)-'24

LINEBACKERS (5)

No.	Name	Pos.	Ht.	Wt.	Age	Exp.	College	Hometown	How Acq.
0	Daiyan Henley	LB	6-0	225	24	2	Washington State	Los Angeles, Calif.	D3-'23
6	Denzel Perryman	LB	5-11	240	31	10	Miami	Coral Gables, Fla.	UFA (Hou)-'24
25	Junior Colson	LB	6-3	247	21	R	Michigan	Franklin, Tenn.	D3-'24
31	Nick Niemann	LB	6-3	234	26	4	Iowa	Sycamore, Ill.	D6a-'21
43	Troy Dye	LB	6-3	225	28	5	Oregon	Norco, Calif.	UFA (Min)-'24

OUTSIDE LINEBACKERS (4)

No.	Name	Pos.	Ht.	Wt.	Age	Exp.	College	Hometown	How Acq.
45	Tuli Tuipulotu	OLB	6-3	266	22	2	Southern California	Hawthorne, Calif.	D2-'23
48	Bud Dupree	OLB	6-4	269	31	10	Kentucky	Macon, Ga.	FA-'24
52	Khalil Mack	OLB	6-3	269	33	11	Buffalo	Fort Pierce, Fla.	T (Chi)-'22
97	Joey Bosa	OLB	6-5	280	29	9	Ohio State	Fort Lauderdale, Fla.	D1-'16

DEFENSIVE BACKS (10)

No.	Name	Pos.	Ht.	Wt.	Age	Exp.	College	Hometown	How Acq.
3	Derwin James Jr.	S	6-2	215	28	7	Florida State	Haines City, Fla.	D1-'18
7	Kristian Fulton	CB	5-11	197	26	5	Louisiana State	New Orleans, La.	UFA (Ten)-'24
20	Cam Hart	CB	6-2	207	23	R	Notre Dame	Baltimore, Md.	D5b-'24
22	Elijah Molden	DB	5-10	192	24	4	Washington	West Linn, Ore.	T (Ten)-'24
23	Tony Jefferson	S	5-11	212	32	10	Oklahoma	Chula Vista, Calif.	FA-'24
24	AJ Finley	S	6-0	188	23	2	Mississippi	Mobile, Ala.	FA-'23
29	Tarheeb Still	CB	6-1	196	22	R	Maryland	Sicklerville, N.J.	D5a-'24
32	Alohi Gilman	S	5-10	201	27	5	Notre Dame	Laie, Hawaii	D6-'20
33	Deane Leonard	DB	6-0	195	24	3	Mississippi	Calgary, Alberta, Canada	D7a-'22
36	Ja'Sir Taylor	DB	5-10	185	25	3	Wake Forest	Asbury Park, N.J.	D6b-'22

SPECIALISTS (3)

No.	Name	Pos.	Ht.	Wt.	Age	Exp.	College	Hometown	How Acq.
11	Cameron Dicker	K	6-1	216	24	3	Texas	Austin, Texas	FA-'22
16	JK Scott	P	6-5	208	28	6	Alabama	Denver, Colo.	FA-'22
47	Josh Harris	LS	6-1	224	35	13	Auburn	Carrollton, Ga.	UFA (Atl)-'22

*FB/DL Scott Matlock is listed both as a running back and defensive lineman

HOW THE 2024 CHARGERS WERE BUILT

YEAR	NFL DRAFT	FREE AGENCY	TRADE/WAIVERS
2016	OLB Joey Bosa (1)		
2017			
2018	S Derwin James Jr. (1)		
2019	T Trey Pipkins III (3) QB Easton Stick (5)		
2020	S Alohi Gilman (6) QB Justin Herbert (1a)		
2021	OL Brenden Jaimes (5) LB Nick Niemann (6a) WR Joshua Palmer (3a) T Rashawn Slater (1)	T Foster Sarell	
2022	G Zion Johnson (1) DB Deane Leonard (7a) DL Otito Ogbornia (5) OL Jamaree Salyer (6a) DB Ja'Sir Taylor (6b)	K Cameron Dicker DL Morgan Fox LS Josh Harris (UFA-Atl) P JK Scott TE Stone Smartt (UDFA)	OLB Khalil Mack (T-Chi)
2023	WR Derius Davis (4) LB Daiyan Henley (3) WR Quentin Johnston (1) FB/DL Scott Matlock (6) OL Jordan McFadden (5) OLB Tuli Tuipulotu (2)	WR Simi Fehoko (PS-Pit) S AJ Finley (UDFA)	
2024	T Joe Alt (1) LB Junior Colson (3) DL Justin Eboigbe (4) CB Cam Hart (5b) WR Ladd McConkey (2) WR Brenden Rice (7a) CB Tarheeb Still (5a) Kimani Vidal (6)	C Bradley Bozeman TE Will Dissly RB J.K. Dobbins (UFA-Bal) OLB Bud Dupree LB Troy Dye (UFA-Min) DL Poona Ford (UFA-Buf) CB Kristian Fulton (UFA-Ten) TE Hayden Hurst S Tony Jefferson LB Denzel Perryman (UFA-Hou) DL Teair Tart TE Eric Tomlinson	RB Hassan Haskins (W-Ten) QB Taylor Heinicke (T-Atl) DB Elijah Molden (T-Ten)

2024 LOS ANGELES CHARGERS COACHES

Head Coach	Jim Harbaugh	Defensive Assistant	Mike Hiestand
Special Teams Coordinator	Ryan Ficken	Wide Receivers	Sanjay Lal
Defensive Coordinator	Jesse Minter	Running Backs	Kiel McDonald
Offensive Coordinator	Greg Roman	Senior Defensive Analyst	Rick Minter
Run Game Coordinator/Tight Ends	Andy Bischoff	Defensive Quality Control	Robert Muschamp
Linebackers	NaVorro Bowman	Safeties	Chris O'Leary
Passing Game Coordinator	Marcus Brady	Defensive Assistant	Dylan Roney
Offensive Quality Control/Wide Receivers	Jeff Carpenter	Offensive Assistant	Phil Serchia
Defensive Backs	Steve Clinkscale	Senior Offensive Assistant	Marc Trestman
Quarterbacks	Shane Day	Assistant Defensive Line	Will Tukuafu
Offensive Line	Mike Devlin	Executive Director of Player Performance	Ben Herbert
Defensive Line	Mike Elston	Head Strength & Conditioning	Jonathan Brooks
Offensive Assistant/Quarterbacks	Jonathan Goodwin	Head Strength & Conditioning	Devin Woodhouse
Assistant Special Teams	Chris Gould	Director of Performance Analytics	Ben Rabe
Assistant Offensive Line	Nick Hardwick	Performance Analyst	Lincoln DeWolf

2024 LOS ANGELES CHARGERS DEPTH CHART

Depth Chart is unofficial and compiled by Chargers Communications

OFFENSE

WR	5	Joshua Palmer	<u>15</u>	<u>Ladd McConkey</u>	87	Simi Fehoko	
LT	70	Rashawn Slater	73	Foster Sarell			
LG	77	Zion Johnson	71	Jordan McFadden			
C	75	Bradley Bozeman	64	Brenden Jaimes			
RG	79	Trey Pipkins III	68	Jamaree Salyer			
RT	<u>76</u>	<u>Joe Alt</u>	73	Foster Sarell			
TE	88	Hayden Hurst	—OR—	81	Will Dissly	84	Stone Smartt
						83	Eric Tomlinson
WR	1	Quentin Johnston	12	Derius Davis	<u>82</u>	<u>Brenden Rice</u>	
QB	10	Justin Herbert	8	Taylor Heinicke	—OR—	2	Easton Stick
FB	44	Scott Matlock					
RB	27	J.K. Dobbins	<u>30</u>	<u>Kimani Vidal</u>	28	Hassan Haskins	

DEFENSE

EDGE	52	Khalil Mack	48	Bud Dupree		
DL	56	Morgan Fox	44	Scott Matlock		
DL	95	Poona Ford	90	Teair Tart		
DL	93	Otito Ogbonnia	<u>92</u>	<u>Justin Eboigbe</u>		
EDGE	97	Joey Bosa	45	Tuli Tuipulotu		
LB	6	Denzel Perryman	<u>25</u>	<u>Junior Colson</u>	31	Nick Niemann
LB	0	Daiyan Henley	43	Troy Dye		
CB	7	Kristian Fulton	33	Deane Leonard	<u>20</u>	<u>Cam Hart</u>
S	3	Derwin James Jr.	24	AJ Finley	23	Tony Jefferson
S	32	Alohi Gilman	22	Elijah Molden		
CB	36	Ja'Sir Taylor	<u>29</u>	<u>Tarheeb Still</u>		

SPECIALISTS

K	11	Cameron Dicker		
P	16	JK Scott		
KO	11	Cameron Dicker		
H	16	JK Scott		
LS	47	Josh Harris		
KR	12	Derius Davis	<u>15</u>	<u>Ladd McConkey</u>
PR	12	Derius Davis	<u>15</u>	<u>Ladd McConkey</u>

NOTE: Rookies are underlined

2024 LOS ANGELES CHARGERS PRONUNCIATION GUIDE

Justin EBOIGBE ee-BOYG-bee	Sam MUSTIPHER MUST-iff-err	JA'SIR Taylor JAH-sear
SIMI FEHOKO SIM-ee fuh-HO-ko	Nick NIEMANN KNEE-min	TULI TUIPULOTU
ALOHI Gilman uh-LOW-hee	OTITO OGBONNIA oh-TEET-oh oh-BONE-yuh TOO-lee TOO-ee-poo-LOW-too
DAIYAN Henley DAY-on	Jamaree SALYER SAL-yur	Kimani VIDAL VIE-dell
Brenden JAIMES HIGH-miss	Foster SARELL SUH-rell	
ZION Johnson ZEYE-uhn	RASHAWN Slater ruh-SHAWN	
TRE'MON Morris-Brash TRAY-mon	TEAIR Tart TEE-air	

2024 TRANSACTIONS BY DATE

Jan. 9	Signed OLB Brevin Allen, DL Jerrod Clark, RB Elijah Dotson, QB Max Duggan, WR Simi Fehoko, CB Matt Hankins, C Brent Laing, DL CJ Okoye and CB Chris Wilcox to Reserve/Future contracts.	Aug. 13	Signed OLB Savion Jackson and LB Shaq Quarterman. Waived CB Chris Wilcox. Waived/Injured FB/TE Ben Mason.	Sept. 7	Signed TE Eric Tomlinson to active roster. Placed WR DJ Chark Jr., on Reserve/Injured. Activated LB Shaquille Quarterman (standard elevation) from practice squad. Released CB Matt Hankins from practice squad with injury settlement.
Jan. 10	Signed RB Jaret Patterson to Reserve/Future contract.	Aug. 14	Signed TE Tucker Fisk.	Sept. 9	Reverted LB Shaquille Quarterman to practice squad. Signed CB Nehemiah Shelton to practice squad.
Jan. 11	Signed DL Christopher Hinton to Reserve/Future contract.	Aug. 16	Signed DL Teair Tart. Waived S Jalyn Phillips.	Sept. 11	Signed CB Dicaprio Bootle to practice squad.
March 5	Extended exclusive rights tenders to K Cameron Dicker and T Foster Sarell. Released LB Eric Kendricks.	Aug. 19	Signed LB Frank Ginda and S Jalyn Phillips. Waived QB Max Duggan and WR Leon Johnson.	Sept. 14	Activated S Tony Jefferson (standard elevation) and LB Shaquille Quarterman (standard elevation) from practice squad.
March 8	Re-signed T Foster Sarell.	Aug. 22	Signed TE Isaac Rex. Waived DL Micheal Mason.	Sept. 16	Reverted S Tony Jefferson and LB Shaquille Quarterman to practice squad.
March 12	Waived T Andrew Trainer and CB Amechi Uzodinma.	Aug. 27	Placed LB Nick Niemann on Reserve/Injured; Designated for Return. Placed OLB Chris Collins, T Tyler McLellan, OLB Chris Rumph II and C/G Bucky Williams on Reserve/Injured. Released TE Donald Parham Jr., and LB Shaq Quarterman.	Sept. 21	Activated LB Shaquille Quarterman (standard elevation) from practice squad.
March 13	Re-signed S Alohi Gilman. Signed TE Will Dissly. Released WR Mike Williams.	Aug. 28	Waived G Karsen Barnhart, TE Luke Benson, DL Jerrod Clark, S Akeem Dent, RB Elijah Dotson, OLB Andrew Farmer II, TE Tucker Fisk, WR Jaelen Gill, LB Frank Ginda, CB Matt Hankins, S Thomas Harper, TE Zach Heins, DL Christopher Hinton, OLB Savion Jackson, LB Jeremiah Jean-Baptiste, WR Cornelius Johnson, WR Jaylen Johnson, CB Robert Kennedy, C Brent Laing, T Alex Leatherwood, LB Shane Lee, OLB Tre'Mon Morris-Brash, DL CJ Okoye, G Willis Patrick, QB Luis Perez, S Jalyn Phillips, TE Isaac Rex, OLB Ty Shelby, RB Isaiah Spiller, CB Zamari Walton and WR Isaiah Wooden.	Sept. 23	Reverted LB Shaquille Quarterman to practice squad.
March 15	Traded WR Keenan Allen to Chicago for 2024 fourth-round selection.	Aug. 29	Claimed RB Hassan Haskins off waivers. Waived S JT Woods. Signed G Karsen Barnhart, TE Luke Benson, OLB Andrew Farmer II, TE Tucker Fisk, CB Matt Hankins, DL Christopher Hinton, LB Jeremiah Jean-Baptiste, WR Cornelius Johnson, WR Jaylen Johnson, CB Robert Kennedy, T Alex Leatherwood, OLB Tre'Mon Morris-Brash, C Sam Mustipher, DL CJ Okoye, LB Shaq Quarterman and RB Isaiah Spiller to practice squad.	Sept. 24	Signed LB Blake Lynch and WR Jalen Reagar to practice squad. Released TE Luke Benson and CB Nehemiah Shelton from practice squad.
March 16	Re-signed QB Easton Stick. Signed RB Gus Edwards, DL Poona Ford and TE Hayden Hurst.	Aug. 30	Traded 2026 seventh-round selection to Tennessee for DB Elijah Molden. Traded conditional 2025 seventh-round selection (from Minnesota) to Atlanta for QB Taylor Heinicke. Released S Tony Jefferson. Waived RB Jaret Patterson. Signed TE Eric Tomlinson to practice squad. Released CB Robert Kennedy from practice squad.	Sept. 25	Placed S Derwin James Jr., on Reserve/Suspended by Commissioner-Less than One Year.
March 18	Signed C Bradley Bozeman and LB Troy Dye.	Sept. 2	Signed K Cameron Dicker to contract extension. Signed S Tony Jefferson to practice squad.	Sept. 26	Signed S Tony Jefferson to active roster. Signed G/T Braeden Daniels to practice squad.
March 19	Signed LB Denzel Perryman.	Sept. 3	Signed RB Jaret Patterson to practice squad. Released RB Isaiah Spiller from practice squad.	Sept. 28	Activated Blake Lynch (standard elevation) and C Sam Mustipher (standard elevation) from practice squad.
March 28	Signed CB Kristian Fulton.	Sept. 15	Signed WR Dez Fitzpatrick and CB Shaun Wade to practice squad. Released OLB Andrew Farmer II and WR Cornelius Johnson from practice squad.	Sept. 30	Activated S Derwin James Jr., from Reserve/Suspended by Commissioner-Less than One Year and placed on Exempt/Commissioner Permission. Released S Tony Jefferson. Reverted LB Blake Lynch and C Sam Mustipher to practice squad.
April 2	Signed FB/TE Ben Mason. Re-signed K Cameron Dicker.	Oct. 1		Oct. 1	Activated S Derwin James Jr., from Exempt/Commissioner Permission. Signed S Tony Jefferson to practice squad.
April 18	Signed RB J.K. Dobbins.	Oct. 9		Oct. 9	Signed CB Nehemiah Shelton to practice squad. Released LB Shaquille Quarterman from practice squad.
May 6	Signed WR DJ Chark.	Oct. 12		Oct. 12	Activated LB Nick Niemann from Reserve/Injured; Designated for Return. Signed S Tony Jefferson to active roster. Placed RB Gus Edwards and CB Asante Samuel Jr., on Reserve/Injured. Activated CB Dicaprio Bootle (standard elevation) from practice squad.
May 10	Signed G Karsen Barnhart, QB Casey Bauman, TE Luke Benson, LB Junior Colson, S Akeem Dent, WR Jaelen Gill, S Thomas Harper, CB Cam Hart, TE Zach Heins, OLB Savion Jackson, LB Jeremiah Jean-Baptiste, WR Cornelius Johnson, WR Jaylen Johnson, WR Leon Johnson, CB Robert Kennedy, LB Shane Lee, DL Micheal Mason, T Tyler McLellan, OLB Tre'Mon Morris-Brash, G Willis Patrick, S Jalyn Phillips, WR Brenden Rice, T Tyler Smith, CB Tarheeb Still, RB Kimani Vidal, CB Zamari Walton and C/G Bucky Williams.	Oct. 14		Oct. 14	Reverted CB Dicaprio Bottle to practice squad.
May 13	Signed OLB Bud Dupree.	Oct. 15		Oct. 15	Signed CB Eli Apple and TE McCallan Castles to practice squad. Released LB Blake Lynch from practice squad.
May 14	Signed OLB Chris Collins. Waived OLB Brevin Allen.				
May 16	Signed DL Justin Eboigbe.				
May 23	Waived T Tyler Smith.				
May 29	Signed T Alex Leatherwood.				
June 5	Released C Corey Linsley.				
June 14	Signed S Tony Jefferson and WR Praise Olatoke.				
June 20	Signed WR Ladd McConkey.				
July 17	Declared Non-Football Illness for LB Junior Colson.				
July 30	Remove LB Junior Colson from Active/Non-Football Illness.				
Aug. 6	Waived OLB Savion Jackson.				
Aug. 7	Signed QB Luis Perez.				
Aug. 12	Signed WR Isaiah Wooden. Waived QB Casey Bauman and WR Praise Olatoke.				

2024 TRANSACTIONS BY PLAYER

Allen, Brevin — OLB

Jan. 9 Signed to Reserve/Future contract
May 14 Waived

Allen, Keenan — WR

March 15 Traded to Chicago

Alt, Joe — T

June 11 Signed

Apple, Eli — CB

Oct. 15 Signed to practice squad

Barnhart, Karsen — G

May 10 Signed
Aug. 27 Waived
Aug. 28 Signed to practice squad

Bauman, Casey — QB

May 10 Signed
Aug. 12 Waived

Benson, Luke — TE

May 10 Signed
Aug. 27 Waived
Aug. 28 Signed to practice squad
Sept. 24 Released from practice squad

Bootle, Dicaprio — CB

Sept. 11 Signed to practice squad
Oct. 12 Activated from practice squad (standard elevation)
Oct. 14 Reverted to practice squad

Bozeman, Bradley — C

March 18 Signed

Castles, McCallan — TE

Oct. 15 Signed to practice squad

Chark Jr., DJ — WR

May 16 Signed
Sept. 7 Placed on Reserve/Injured

Clark, Jerrod — DL

Jan. 9 Signed to Reserve/Future contract
Aug. 27 Waived

Collins, Chris — OLB

May 14 Signed
Aug. 27 Placed on Reserve/Injured

Colson, Junior — LB

May 10 Signed
July 17 Declared Non-Football Illness
July 30 Passed Physical

Daniels, Braeden — G/T

Sept. 26 Signed to practice squad
Sept. 30 Released from practice squad

Dent, Akeem — S

May 10 Signed
Aug. 27 Waived

Dicker, Cameron — K

March 5 Extended exclusive rights tender
April 2 Re-signed
Aug. 30 Signed contract extension

Dobbins, J.K. — RB

April 18 Signed

Dotson, Elijah — RB

Jan. 9 Signed to Reserve/Future contract
Aug. 27 Waived

Duggan, Max — QB

Jan. 9 Signed to Reserve/Future contract
Aug. 19 Waived

Dupree, Bud — OLB

May 13 Signed

Dye, Troy — LB

March 18 Signed

Eboigbe, Justin — DL

May 16 Signed

Edwards, Gus — RB

March 16 Signed
Oct. 12 Placed on Reserve/Injured

Farmer II, Andrew — OLB

Aug. 27 Waived
Aug. 28 Signed to practice squad
Sept. 3 Released from practice squad

Fehoko, Simi — WR

Jan. 9 Signed to Reserve/Future contract

Fisk, Tucker — TE

Aug. 14 Signed
Aug. 27 Waived
Aug. 28 Signed to practice squad

Fitzpatrick, Dez — WR

Sept. 3 Signed to practice squad

Ford, Poona — DL

March 16 Signed

Fulton, Kristian — CB

April 2 Signed

Gill, Jaelen — WR

May 10 Signed
Aug. 27 Waived

Gilman, Alohi — S

March 13 Re-signed

Ginda, Frank — LB

Aug. 19 Signed
Aug. 27 Waived

Hankins, Matt — CB

Jan. 9 Signed to Reserve/Future contract
Aug. 27 Waived
Aug. 28 Signed to practice squad

Harper, Thomas — S

May 10 Signed
Aug. 27 Waived

Hart, Cam — CB

May 10 Signed

Haskins, Hassan — RB

Aug. 28 Claimed off Waivers

Heinicke, Taylor — QB

Aug. 29 Traded for from Atlanta

Heins, Zach — TE

May 10 Signed
Aug. 27 Waived

Hinton, Christopher — DL

Jan. 11 Signed to Reserve/Future contract
Aug. 27 Waived
Aug. 28 Signed to practice squad

Hurst, Hayden — TE

March 16 Signed

Jackson, Savion — OLB

May 10 Signed
Aug. 6 Waived
Aug. 13 Signed
Aug. 27 Waived

James Jr., Derwin — S

Sept. 25 Placed on Reserve/Suspended By Commissioner-Less than One Year
Sept. 30 Suspension lifted and granted exempt status
Oct. 1 Activated from exempt status

Jean-Baptiste, Jeremiah — LB

May 10 Signed
Aug. 27 Waived
Aug. 28 Signed to practice squad

Jefferson, Tony — S

June 14 Signed
Aug. 29 Released
Aug. 30 Signed to practice squad
Sept. 14 Activated from practice squad (standard elevation)

Sept. 16 Reverted to practice squad

Sept. 26 Signed to active roster

Sept. 30 Released

Oct. 1 Signed to practice squad

Oct. 12 Signed to active roster

Johnson, Cornelius — WR

May 10 Signed
Aug. 27 Waived
Aug. 28 Signed to practice squad
Sept. 3 Released from practice squad

Johnson, Jaylen — WR

May 10 Signed
Aug. 27 Waived
Aug. 28 Signed to practice squad

Johnson, Leon — WR

May 10 Signed
Aug. 19 Waived

Kendricks, Eric — LB

March 5 Released

Kennedy, Robert — CB

May 10 Signed
Aug. 27 Waived
Aug. 28 Signed to practice squad
Aug. 29 Released from practice squad

Laing, Brent — C

Jan. 9 Signed to Reserve/Future contract
Aug. 27 Waived

Leatherwood, Alex — T

May 29 Signed
Aug. 27 Waived
Aug. 28 Signed to practice squad

Lee, Shane — LB

May 10 Signed
Aug. 27 Waived

Linsley, Corey — C

June 5 Released

2024 TRANSACTIONS BY PLAYER

Lynch, Blake — LB

Sept. 24 Signed to practice squad
 Sept. 28 Activated from practice squad (standard elevation)
 Sept. 30 Reverted to practice squad
 Oct. 15 Released from practice squad

Mason, Ben — FB/TE

April 2 Signed
 Aug. 13 Waived/Injured

Mason, Micheal — DL

May 10 Signed
 Aug. 22 Waived

McConkey, Ladd — WR

June 20 Signed

McLellan, Tyler — T

May 10 Signed
 Aug. 27 Placed on Reserve/Injured

Molden, Elijah — DB

Aug. 29 Traded for from Tennessee

Morris-Brash, Tre'Mon — OLB

May 10 Signed
 Aug. 27 Waived
 Aug. 28 Signed to practice squad

Mustipher, Sam — C

Aug. 28 Signed to practice squad
 Sept. 28 Activated from practice squad (standard elevation)
 Sept. 30 Reverted to practice squad

Niemann, Nick — LB

Aug. 27 Placed on Reserve/Injured and Designated for return from Reserve/Injured
 Oct. 12 Activated from Reserve/Injured; Designated for Return

Okoye, CJ — DL

Jan. 9 Signed to Reserve/Future contract
 Aug. 27 Waived
 Aug. 28 Signed to practice squad

Olatoke, Praise — WR

June 14 Signed
 Aug. 12 Waived

Parham Jr., Donald — TE

Aug. 27 Released

Patrick, Willis — G

May 10 Signed
 Aug. 27 Waived

Patterson, Jaret — RB

Jan. 10 Signed to Reserve/Future contract
 Aug. 29 Waived
 Sept. 2 Signed to practice squad

Perez, Luis — QB

Aug. 7 Signed
 Aug. 27 Waived

Perryman, Denzel — LB

March 19 Signed

Phillips, Jalyn — S

May 10 Signed
 Aug. 16 Waived
 Aug. 19 Signed
 Aug. 27 Waived

Quarterman, Shaquille — LB

Aug. 13 Signed
 Aug. 27 Waived
 Aug. 28 Signed to practice squad
 Sept. 7 Activated from practice squad (standard elevation)

Sept. 9 Reverted to practice squad
 Sept. 14 Activated from practice squad (standard elevation)

Sept. 16 Reverted to practice squad
 Sept. 21 Activated from practice squad (standard elevation)

Sept. 23 Reverted to practice squad
 Oct. 9 Released from practice squad

Reagor, Jalen — WR

Sept. 24 Signed to practice squad

Rex, Isaac — TE

Aug. 22 Signed
 Aug. 27 Waived

Rice, Brenden — WR

May 10 Signed

Rumph II, Chris — OLB

Aug. 27 Placed on Reserve/Injured

Samuel Jr., Asante — CB

Oct. 12 Placed on Reserve/Injured

Sarell, Foster — T

March 5 Extended exclusive rights tender
 March 8 Re-signed

Shelby, Ty — OLB

Aug. 27 Waived

Shelton, Nehemiah — CB

Sept. 9 Signed to practice squad
 Sept. 24 Released from practice squad
 Oct. 9 Signed to practice squad

Smith, Tyler — T

May 10 Signed
 May 23 Waived

Spiller, Isaiah — RB

Aug. 27 Waived
 Aug. 28 Signed to practice squad
 Sept. 2 Released from practice squad

Stick, Easton — QB

March 16 Signed

Still, Tarheeb — CB

May 10 Signed

Tart, Teair — DL

Aug. 16 Signed

Tomlinson, Eric — TE

Aug. 29 Signed to practice squad
 Sept. 7 Signed to active roster

Trainer, Andrew — T

March 12 Waived

Uzodinma, Amechi — CB

March 12 Waived

Vidal, Kimani — RB

May 10 Signed

Wade, Shaun — CB

Sept. 3 Signed to practice squad

Walton, Zamari — CB

May 10 Signed
 Aug. 27 Waived

Wilcox, Chris — CB

Jan. 9 Signed to Reserve/Future contract
 Aug. 13 Waived

Williams, Bucky — C/G

May 10 Signed
 Aug. 27 Placed on Reserve/Injured

Williams, Mike — WR

March 13 Released

Wooden, Isaiah — WR

Aug. 12 Signed
 Aug. 27 Waived

Woods, JT — S

Aug. 28 Waived

MEDIA INFORMATION



SoFi Stadium

SEATING MAP



CHARGERS.COM

GAME-DAY MEDIA PARKING: Media attending Chargers home games have been assigned reserved areas to park at SoFi Stadium. All parking will be distributed electronically. As a reminder, parking is limited and is being provided as a courtesy.

MEDIA ENTRANCE: All credentialed media must enter through southeast media gate between entries 10 & 11 near Media Will Call and are subject to search procedures. Please be prepared to open all cases and bags for inspection by SoFi Stadium security personnel. All items will be inspected and tagged for security purposes. Please make sure bags are identifiable and limit carry-in items to only what is necessary. Please remove any security tags from prior games.

PRESS WILL CALL
Press Will Call is located at the southeast media gate between entries 10 & 11.

PRESS BOX
Media can access the press box by entering SoFi Stadium through the southeast media gate. Once on the concourse, turn left and walk along the concourse around the South end zone until reaching elevators in the southwest corner of the stadium. Take the elevators up to level 7 to access the press box.

CHARGERS MEDIA SITE
[Chargers.com/media](https://chargers.com/media) is available to assist media with coverage leading up to each game of the 2024 season. The media site contains digital copies of all press materials. Credential requests on the site must be submitted by the sports director, sports editor or photo editor to be considered.

CHARGERS GAME RELEASE
Stats and notes in Los Angeles Chargers Game Releases are found utilizing a variety of sources, including STATS LLC, Sportradar, Stathead and the Elias Sports Bureau.

LOS ANGELES CHARGERS COMMUNICATIONS CONTACTS

NAME	TITLE	EMAIL
Josh Rupprecht	Senior Vice President, Communications & Brand Messaging	Josh.Rupprecht@Chargers.NFL.com
Jennifer Rojas	Vice President, Marketing Communications & Alumni Affairs	Jennifer.Rojas@Chargers.NFL.com
Lauren Georgeson	Senior Manager, Corporate Marketing & Communications	Lauren.Georgeson@Chargers.NFL.com
Brock Anderson	Senior Manager, Football Communications	Brock.Anderson@Chargers.NFL.com
Leonie Strehl	Senior Coordinator, Marketing Communications & Alumni Affairs	Leonie.Strehl@Chargers.NFL.com
Ricky Martinez	Coordinator, Football Communications	Ricky.Martinez@Chargers.NFL.com

***SUPPLEMENTAL
STATS***

ALL-TIME SERIES HISTORY

Franchise	REGULAR SEASON						POSTSEASON					PRESEASON		
	W	L	T	Pct.	PF	PA	W	L	Pct.	PF	PA	W	L	T
Arizona Cardinals ¹	11	4	0	.733	392	301	0	0	—			14	11	0
Atlanta Falcons	4	8	0	.333	170	247	0	0	—			4	2	0
Baltimore Ravens	5	9	0	.357	252	307	1	0	1.000	23	17	0	0	0
Buffalo Bills	24	12	2	.667	938	660	1	2	.333	27	57	0	1	0
Carolina Panthers	2	6	0	.250	135	171	0	0	—			0	0	0
Chicago Bears	7	7	0	.500	279	233	0	0	—			4	3	0
Cincinnati Bengals	22	14	0	.611	871	778	1	1	.500	34	37	0	0	0
Cleveland Browns ²	19	9	1	.672	727	582	0	0	—			1	0	1
Dallas Cowboys	5	8	0	.385	295	296	0	0	—			9	8	0
Denver Broncos	56	72	1	.438	2,755	2,737	0	1	.000	17	24	5	2	0
Detroit Lions	7	6	0	.538	292	304	0	0	—			0	1	0
Green Bay Packers	2	11	0	.154	232	376	0	0	—			2	1	1
Houston Texans	6	3	0	.667	247	192	0	0	—			1	0	0
Indianapolis Colts ³	18	10	0	.643	666	476	2	1	.667	71	76	2	2	0
Jacksonville Jaguars	9	4	0	.692	385	255	0	0	—			0	0	0
Kansas City Chiefs ⁴	57	70	1	.449	2,607	2,861	1	0	1.000	17	0	5	2	0
Las Vegas Raiders ⁵	59	68	2	.465	2,823	2,856	0	1	.000	27	34	7	7	0
Los Angeles Rams ⁶	6	7	0	.462	344	335	0	0	—			20	19	0
Miami Dolphins	15	18	0	.455	753	738	2	2	.500	76	124	3	1	0
Minnesota Vikings	7	8	0	.467	358	369	0	0	—			3	11	1
New England Patriots ⁷	15	24	2	.385	771	976	1	3	.250	112	96	5	2	0
New Orleans Saints	7	6	0	.538	350	264	0	0	—			4	6	0
New York Giants	8	5	0	.615	356	302	0	0	—			5	3	0
New York Jets ⁸	24	12	1	.667	1,057	739	0	2	.000	31	37	4	2	1
Philadelphia Eagles	8	5	0	.615	262	266	0	0	—			3	1	0
Pittsburgh Steelers	9	24	0	.273	626	854	2	1	.667	72	76	1	2	0
San Francisco 49ers	8	7	0	.533	339	396	0	1	.000	26	49	22	27	0
Seattle Seahawks	25	27	0	.481	1,090	1,103	0	0	—			5	13	0
Tampa Bay Buccaneers	8	4	0	.667	331	250	0	0	—			0	0	0
Tennessee Titans ⁹	28	16	1	.636	1,149	985	1	3	.250	50	57	7	3	0
Washington Commanders ¹⁰	5	7	0	.417	259	284	0	0	—			1	0	0
ALL-TIME TOTALS	486	491	11	.497	22,111	21,493	12	18	.400	583	684	137	127	4

Note: Prior to 1972, tie games were not included in winning percentage.

1—Known as St. Louis Cardinals (1960-87) and Phoenix Cardinals (1988-93)

2—Did not play from 1996-98 after relocation to Baltimore, but rejoined as an expansion franchise in 1999

3—Known as Baltimore Colts (1960-83)

4—Known as Dallas Texans (1960-62)

5—Known as Los Angeles Rams (1960-94 and 2016-present) and St. Louis Rams (1995-2015)

6—Known as Boston Patriots (1960-70)

7—Known as Titans of New York (1960-62)

8—Known as Oakland Raiders (1960-81 and 1995-2019) and Los Angeles Raiders (1982-94)

9—Known as Houston Oilers (1960-96) and Tennessee Oilers (1997-98)

10—Known as Washington Redskins (1960-2019) and Washington Football Team (2020-21)

THE LAST TIME . . .

Regular season in regular font | Postseason in italics

RUSHING

200 Yards Rushing, Individual

CHARGERS — LaDainian Tomlinson, Dec. 28, 2003 vs. Oakland (243 yards)
 OPPONENT — Adrian Peterson, Nov. 4, 2007 at Minnesota (296 yards)
 CHARGERS — *Keith Lincoln, AFL Championship,*
Jan. 5, 1964 vs. Boston (206 yards)
 OPPONENT — *Never*

100 Yards Rushing, Individual

CHARGERS — **J.K. Dobbins, Sept. 15, 2024 at Carolina (131 yards)**
 OPPONENT — Daivid Montgomery, Nov 12, 2023 vs. Detroit (116 yards)
 CHARGERS — *Darren Sproles, AFC Wild Card,*
Jan. 3, 2009 vs. Indianapolis (105 yards)
 OPPONENT — *Sony Michel, AFC Divisional,*
Jan. 13, 2019 at New England (129 yards)

100 Yards Rushing, One Half, Individual

CHARGERS — **J.K. Dobbins, Sept. 8, 2024 vs. Las Vegas (131 yards in second half)**
 OPPONENT — Daivid Montgomery, Nov 12, 2023 vs. Detroit (102 yards in first half)
 CHARGERS — *Keith Lincoln, AFL Championship,*
Jan. 5, 1964 vs. Boston (176 yards in first half)
 OPPONENT — *Sony Michel, AFC Divisional,*
Jan. 13, 2019 at New England (105 yards in first half)

Two 100-Yard Rushers

CHARGERS — Darren Sproles (122 yards) and LaDainian Tomlinson (116 yards)
 Dec. 16, 2007, vs. Detroit
 OPPONENT — Frank Gore (158 yards) and Colin Kaepernick (151 yards),
 Dec. 20, 2014 at San Francisco
 CHARGERS — *Never*
 OPPONENT — *Never*

Four Touchdowns Rushing, Individual

CHARGERS — LaDainian Tomlinson, Oct. 14, 2007 vs. Oak. (3, 27, 13, 41 yards)
 OPPONENT — *Never*
 CHARGERS — *Never*
 OPPONENT — *Never*

Three Touchdowns Rushing, Individual

CHARGERS — Melvin Gordon, Oct. 15, 2018, at Cleveland (4, 10, 11 yards)
 OPPONENT — Darrel Young, Nov. 3, 2013 at Washington (1, 1, 4 yards)
 CHARGERS — *Never*
 OPPONENT — *Sony Michel, AFC Divisional,*
Jan. 13, 2019 at New England (1, 14, 5 yards)

Two Touchdowns Rushing, Individual

CHARGERS — Austin Ekeler, Nov. 6, 2023 at New York Jets (1, 2 yards)
 OPPONENT — Josh Allen, Dec. 23, 2023 vs. Buffalo (2, 1 yard)
 CHARGERS — *Darren Sproles, AFC Wild Card,*
Jan. 3, 2009 vs. Indianapolis (9, 22 yards)
 OPPONENT — *Sony Michel, AFC Divisional,*
Jan. 13, 2019 at New England (1, 14, 5 yards)

PASSING

500 Yards Passing, Individual

CHARGERS — Philip Rivers, Oct. 18, 2015 at Green Bay (503 yards)
 OPPONENT — *Never*
 CHARGERS — *Never*
 OPPONENT — *Never*

400 Yards Passing, Individual

CHARGERS — Justin Herbert, Sept. 24, 2023 at Minnesota (405 yards)
 OPPONENT — Patrick Mahomes, Oct. 22, 2023 at Kansas City (424 yards)
 CHARGERS — *Dan Fouts, AFC Divisional,*
Jan. 2, 1982 at Miami (433 yards)
 OPPONENT — *Peyton Manning, AFC Divisional,*
Jan. 13, 2008 at Indianapolis (402 yards)

300 Yards Passing, Individual

CHARGERS — Justin Herbert, Nov. 12, 2023 vs. Detroit (323 yards)
 OPPONENT — Jordan Love, Nov. 19, 2023 at Green Bay (322 yards)
 CHARGERS — *Philip Rivers, AFC Divisional,*
Jan. 13, 2019 at New England (331 yards)
 OPPONENT — *Tom Brady, AFC Divisional,*
Jan. 13, 2019 at New England (343 yards)

Six Touchdown Passes, Individual

CHARGERS — Dan Fouts, Nov. 22, 1981 at Oakland (12, 15, 29, 4, 5, 6 yards)
 OPPONENT — *Never*
 CHARGERS — *Never*
 OPPONENT — *Never*

Five Touchdown Passes, Individual

CHARGERS — Drew Brees, Oct. 31, 2004 vs. Oakland (17, 13, 23, 5, 1 yards)
 OPPONENT — Tom Brady, Oct. 4, 2020 at Tampa Bay (3, 6, 28, 19, 9 yards)
 CHARGERS — *Never*
 OPPONENT — *Never*

Four Touchdown Passes, Individual

CHARGERS — Justin Herbert, Nov. 12, 2023 vs. Detroit (29, 18, 1, 38 yards)
 OPPONENT — Aidan O'Connell, Dec. 14, 2023 at Las Vegas (30, 22, 11, 20 yards)
 CHARGERS — *Never*
 OPPONENT — *Don Strock, AFC Divisional,*
Jan. 2, 1982 at Miami (1, 40, 15, 50 yards)

Three Touchdown Passes, Individual

CHARGERS — Justin Herbert, Nov. 12, 2023 vs. Detroit (29, 18, 1, 38 yards)
 OPPONENT — Aidan O'Connell, Dec. 14, 2023 at Las Vegas (30, 22, 11, 20 yards)
 CHARGERS — *Philip Rivers, AFC Divisional,*
Jan. 13, 2019 at New England (43, 1, 8 yards)
 OPPONENT — *Peyton Manning, AFC Divisional,*
Jan. 13, 2008 at Indianapolis (25, 9, 55 yards)

Six Interceptions Thrown, Individual

CHARGERS — Ed Luther, Oct. 31, 1983 vs. Washington
 OPPONENT — Peyton Manning, Nov. 11, 2007 vs. Indianapolis
 CHARGERS — *Never*
 OPPONENT — *Never*

Five Interceptions Thrown, Individual

CHARGERS — Craig Whelihan, Dec. 13, 1998 at Seattle
 OPPONENT — Nathan Peterman, Nov. 19, 2017 vs. Buffalo
 CHARGERS — *Dan Fouts, AFC Second Round, Jan. 16, 1983 at Miami*
 OPPONENT — *George Blanda, AFL Championship,*
Dec. 24, 1961 vs. Houston Oilers

Four Interceptions Thrown, Individual

CHARGERS — Philip Rivers, Nov. 18, 2019 vs. Kansas City in Mexico City, Mexico
 OPPONENT — Nathan Peterman, Nov. 19, 2017 vs. Buffalo
 CHARGERS — *Stan Humphries, AFC Wild Card, Dec. 31, 1995 vs. Indianapolis*
 OPPONENT — *George Blanda, AFL Championship,*
Dec. 24, 1961 vs. Houston Oilers

RECEIVING

10 or More Receptions, Individual

CHARGERS — Keenan Allen, Nov. 26, 2023 vs. Baltimore (14 receptions)
OPPONENT — Cole Kmet, Oct. 29, 2023 vs. Chicago (10 receptions)
CHARGERS — *Ronnie Harmon, AFC Wild Card, Dec. 31, 1995 vs. Indianapolis (10 receptions)*
OPPONENT — *James White, AFC Divisional, Jan. 13, 2019 at New England (15 receptions)*

200 Yards Receiving, Individual

CHARGERS — Keenan Allen, Sept. 24, 2023 at Minnesota (215 yards)
OPPONENT — Tyreek Hill, Sept. 10, 2023 vs. Miami (215 yards)
CHARGERS — *Never*
OPPONENT — *Never*

100 Yards Receiving, Individual

CHARGERS — Joshua Palmer, Dec. 14, 2023 at Las Vegas (113 yards)
OPPONENT — Gabe Davis, Dec. 23, 2023 vs. Buffalo (130 yards)
CHARGERS — *Keenan Allen, AFC Divisional, Jan. 12, 2014 at Denver (142 yards)*
OPPONENT — *Julian Edelman, AFC Divisional, Jan. 13, 2019 at New England (151 yards)*

100 Yards Receiving, One Half, Individual

CHARGERS — Joshua Palmer, Dec. 14, 2023 at Las Vegas (113 yards in second half)
OPPONENT — Travis Kelce, Oct. 22, 2023 at Kansas City (143 yards in first half)
CHARGERS — *Keenan Allen, AFC Divisional, Jan. 12, 2014 at Denver (142 yards in second half)*
OPPONENT — *Julian Edelman, AFC Divisional, Jan. 13, 2019 at New England (107 yards in first half)*

Two 100-Yard Receivers

CHARGERS — Keenan Allen (215 yards) and Mike Williams (121 yards), Sept. 24, 2023 at Minnesota
OPPONENT — Travis Kelce (191 yards) and Tyreek Hill (148 yards), Dec. 16, 2021 vs. Kansas City
CHARGERS — *Chris Chambers (133 yards) and Vincent Jackson (114 yards), AFC Wild Card, Jan. 6, 2008*
OPPONENT — *Tony Nathan (114 yards) and Duriel Harris (106 yards), AFC Divisional, Jan. 2, 1982*

Five Touchdown Receptions, Individual

CHARGERS — Kellen Winslow, Nov. 22, 1981 at Oakland (15, 29, 4, 5, 3 yards)
OPPONENT — *Never*
CHARGERS — *Never*
OPPONENT — *Never*

Four Touchdown Receptions, Individual

CHARGERS — Kellen Winslow, Nov. 22, 1981 at Oakland (15, 29, 4, 5, 3 yards)
OPPONENT — Daryl Turner, Sept. 15, 1985 vs. Seattle (34, 15, 30, 7 yards)
CHARGERS — *Never*
OPPONENT — *Never*

Three Touchdown Receptions, Individual

CHARGERS — Danny Woodhead, Dec. 20, 2015 vs. Miami (20, 9, 9 yards)
OPPONENT — Travis Kelce, Nov. 20, 2022 vs. Kansas City (4, 32, 17 yards)
CHARGERS — *Never*
OPPONENT — *Jerry Rice, Super Bowl XXIX at Joe Robbie Stadium, Jan. 29, 1995 vs. San Francisco (44, 15, 7 yards)*

Two Touchdown Receptions, Individual

CHARGERS — **Quentin Johnston, Sept. 15, 2024 at Carolina (29, 5 yards)**
OPPONENT — Tre Tucker, Dec. 14, 2023 at Las Vegas (30, 20 yards)
CHARGERS — *Keenan Allen, AFC Divisional, Jan. 12, 2014 at Denver (16, 16 yards)*
OPPONENT — *Michael Crabtree, AFC Wild Card, Jan. 6, 2019 at Baltimore (31, 7 yards)*

COMBINATION

100 Yards Rushing and Receiving, Individual

CHARGERS — Austin Ekeler, Dec. 8, 2019 at Jacksonville (101 yards rushing, 112 yards receiving)
OPPONENT — Essex Johnson, Sept. 30, 1973 vs. Cincinnati (121 yards rushing, 116 yards receiving)
CHARGERS — *Keith Lincoln, AFC Championship, Jan. 5, 1964 vs. Boston (206 yards rushing, 123 yards receiving)*
OPPONENT — *Never*

300-Yard Passer, 100-Yard Rusher and 100-Yard Receiver

CHARGERS — Philip Rivers (314 yards passing), Austin Ekeler (101 yards rushing), Austin Ekeler (112 yards receiving), Dec. 8, 2019 at Jacksonville
OPPONENT — Patrick Mahomes (329 yards passing), Isiah Pacheco (107 yards rushing), Travis Kelce (115 yards receiving), Nov. 20, 2022 vs. Kansas City
CHARGERS — *Dan Fouts (333 yards passing), Chuck Muncie (126 yards rushing), Wes Chandler (124 yards receiving), Kellen Winslow (102 yards receiving), AFC Wild Card, Jan. 9, 1983 at Pittsburgh*
OPPONENT — *Tom Brady (343 yards passing), Sony Michel (129 yards rushing), Julian Edelman (151 yards receiving), AFC Divisional, Jan. 13, 2019 at New England*

INTERCEPTIONS

Four Interceptions, Individual

CHARGERS — *Never*
OPPONENT — Kwamie Lassiter, Dec. 27, 1998 at Arizona (4 interceptions)
CHARGERS — *Never*
OPPONENT — *Vernon Perry, AFC Divisional, Dec. 29, 1979 vs. Houston Oilers (4 interceptions)*

Three Interceptions, Individual

CHARGERS — Antonio Cromartie, Nov. 11, 2007 vs. Indianapolis (3 interceptions)
OPPONENT — Kwamie Lassiter, Dec. 27, 1998 at Arizona (4 interceptions)
CHARGERS — *Never*
OPPONENT — *Vernon Perry, AFC Divisional, Dec. 29, 1979 vs. Houston Oilers (4 interceptions)*

Two Interceptions, Individual

CHARGERS — Kyzir White, Oct. 17, 2021 at Baltimore (2 interceptions)
OPPONENT — Patrick Surtain II, Nov. 28, 2021 at Denver (2 interceptions)
CHARGERS — *Glen Edwards, AFC Divisional, Jan. 3, 1981 vs. Buffalo (2 interceptions)*
OPPONENT — *Jason Belser, AFC Wild Card, Dec. 31, 1995 vs. Indianapolis (2 interceptions)*

Interception Returned for Touchdown

CHARGERS — Bryce Callahan, Dec. 4, 2022 at Las Vegas (26 yards of Derek Carr)
OPPONENT — Jack Jones, Dec. 14, 2023 at Las Vegas (16 yards of Easton Stick)
CHARGERS — *Never*
OPPONENT — *Never*

SACKS

Six Sacks, Individual

CHARGERS — Khalil Mack, Oct. 1, 2023 vs. Las Vegas (6.0 sacks)
OPPONENT — Never
CHARGERS — Never
OPPONENT — Never

Five Sacks, Individual

CHARGERS — Khalil Mack, Oct. 1, 2023 vs. Las Vegas (6.0 sacks)
OPPONENT — Never
CHARGERS — Never
OPPONENT — Never

Four-and-One-Half Sacks, Individual

CHARGERS — Khalil Mack, Oct. 1, 2023 vs. Las Vegas (6.0 sacks)
OPPONENT — Hugh Douglas, Oct. 18, 1998 vs. Philadelphia (4.5 sacks)
CHARGERS — Never
OPPONENT — Never

Four Sacks, Individual

CHARGERS — Khalil Mack, Oct. 1, 2023 vs. Las Vegas (6.0 sacks)
OPPONENT — Justin Houston, Dec. 28, 2014 at Kansas City (4.0 sacks)
CHARGERS — Never
OPPONENT — Never

Three-and-One-Half Sacks, Individual

CHARGERS — Khalil Mack, Oct. 1, 2023 vs. Las Vegas (6.0 sacks)
OPPONENT — Justin Houston, Dec. 28, 2014 at Kansas City (3.5 sacks)
CHARGERS — Never
OPPONENT — Never

Three Sacks, Individual

CHARGERS — Khalil Mack, Oct. 1, 2023 vs. Las Vegas (6.0 sacks)
OPPONENT — Chandler Jones, Dec. 4, 2022 at Las Vegas (3.0 sacks)
CHARGERS — Never
OPPONENT — Never

Two-and-One-Half Sacks, Individual

CHARGERS — Joey Bosa, Nov. 6, 2023 at New York Jets (2.5 sacks)
OPPONENT — Chandler Jones, Dec. 4, 2022 at Las Vegas (3.0 sacks)
CHARGERS — *Burt Grossman, AFC Wild Card,*
Jan. 2, 1993 vs. Kansas City (2.5 sacks)
OPPONENT — Never

Two Sacks, Individual

CHARGERS — **Bud Dupree, Sept. 29, 2024 vs. Kansas City (2.0 sacks)**
OPPONENT — **Chris Jones, Sept. 29, 2024 vs. Kansas City (2.0 sacks)**
CHARGERS — *Melvin Ingram, AFC Wild Card,*
Jan. 6, 2019 at Baltimore (2.0 sacks)
OPPONENT — *Shaun Phillips, AFC Divisional,*
Jan. 12, 2014 at Denver (2.0 sacks)

TOUCHDOWNS

Five Touchdowns, Individual

CHARGERS — Kellen Winslow, Nov. 22, 1981 at Oakland
(15-, 29-, 4-, 5-, 3-yard receptions)
OPPONENT — Never
CHARGERS — Never
OPPONENT — Never

Four Touchdowns, Individual

CHARGERS — Austin Ekeler, Nov. 21, 2021 vs. Pittsburgh
(10-, 17-yard receptions; 6-, 5-yard runs)
OPPONENT — Harvey Williams, Nov. 16, 1997, vs. Oakland
(8-, 32-yard receptions; 1-, 1-yard runs)
CHARGERS — Never
OPPONENT — Never

Three Touchdowns, Individual

CHARGERS — Austin Ekeler, Oct. 2, 2022 at Houston
(14-yard receptions; 10-, 20-yard runs)
OPPONENT — Travis Kelce, Nov. 20, 2022 vs. Kansas City
(4-, 32-, 17-yard receptions)
CHARGERS — Never
OPPONENT — *Sony Michel, AFC Divisional,*
Jan. 13, 2019 at New England (1-, 14-, 5-yard runs)

FIELD GOALS AND PATS

Six Field Goals Made, Individual

CHARGERS — Greg Davis, Oct. 5, 1997 at Oakland
(30, 22, 38, 43, 33, 33 yards)
OPPONENT — Phil Dawson, Nov. 5, 2006 vs. Cleveland
(37, 20, 42, 30, 36, 35 yards)
CHARGERS — Never
OPPONENT — Never

Five Field Goals Made, Individual

CHARGERS — Cameron Dicker, Dec. 23, 2023 vs. Buffalo
(20, 40, 47, 45, 53 yards)
OPPONENT — Daniel Carlson, Jan. 9, 2022 at Las Vegas
(24, 31, 52, 40, 47 yards)
CHARGERS — *Michael Badgley, AFC Wild Card,*
Jan. 6, 2019 at Baltimore (21, 53, 40, 34, 47 yards)
OPPONENT — Never

Four Field Goals Made, Individual

CHARGERS — Cameron Dicker, Jan. 7, 2024 vs. Kansas City
(49, 40, 43, 20 yards)
OPPONENT — Daniel Carlson, Jan. 9, 2022 at Las Vegas
(24, 31, 52, 40, 47 yards)
CHARGERS — *Michael Badgley, AFC Wild Card,*
Jan. 6, 2019 at Baltimore (21, 53, 40, 34, 47 yards)
OPPONENT — Never

50-Yard Field Goal, Individual

CHARGERS — **Cameron Dicker, Sept. 29, 2024 vs. Kansas City (50 yards)**
OPPONENT — Jason Sanders, Dec. 11, 2022 vs. Miami (55 yards)
CHARGERS — *Michael Badgley, AFC Wild Card,*
Jan. 6, 2019 at Baltimore (53 yards)
OPPONENT — *Stephen Gostkowski, AFC Divisional,*
Jan. 14, 2007 vs. New England (50 yards)

Blocked Field Goal Attempt

CHARGERS — Joe Gaziano, Dec. 4, 2022 at Las Vegas
(52-yard Daniel Carlson attempt)
OPPONENT — Zack Allen, Dec. 31, 2023 at Denver
(50-yard Cameron Dicker attempt)
CHARGERS — *Leroy Jones, AFC Divisional, Jan. 2, 1982 at Miami*
(34-yard Uwe von Schamann attempt)
OPPONENT — Never

Two-Point Conversion

CHARGERS — Trey Pipkins III pass from Justin Herbert,
Sept. 17, 2023 at Tennessee
OPPONENT — Clyde Edwards-Helaire pass from Patrick Mahomes,
Dec. 16, 2021 vs. Kansas City
CHARGERS — *Keenan Allen pass from Philip Rivers, AFC Divisional,*
Jan. 13, 2019 at New England
OPPONENT — *Kevin Faulk run, AFC Divisional,*
Jan. 14, 2007 vs. New England

Point After Touchdown Missed

CHARGERS — **Cameron Dicker, Sept. 15, 2024 at Carolina**
(First attempt, wide left)
OPPONENT — Anders Carlson, Nov. 19, 2023 at Green Bay
(Second attempt, wide right)
CHARGERS — *Rolf Benirschke, AFC Second Round,*
Jan. 16, 1993 at Miami (First attempt, wide right)
OPPONENT — Never

Blocked Point After Touchdown

CHARGERS — Isaac Rochell, Sept. 27, 2020 vs. Carolina
(Joey Slye, first attempt)
OPPONENT — Denico Autry, Dec. 31, 2017 vs. Oakland
(Nick Rose, third attempt)
CHARGERS — Never
OPPONENT — Never

PUNTING

80-Yard Punt

CHARGERS — JK Scott, Dec. 11, 2023 vs. Denver (83 yards)
OPPONENT — Dustin Colquitt, Dec. 2, 2007 at Kansas City (81 yards)
CHARGERS — *Never*
OPPONENT — *Never*

70-Yard Punt

CHARGERS — JK Scott, Dec. 11, 2023 vs. Denver (83 yards)
OPPONENT — Bryce Baringer, Dec. 3, 2023 at New England (70 yards)
CHARGERS — *Never*
OPPONENT — Ray Guy, AFC Championship, Jan. 11, 1981 vs. Oakland (71 yards)

60-Yard Punt

CHARGERS — JK Scott, Sept. 22, 2024 at Pittsburgh (63 yards)
OPPONENT — Johnny Hekker, Sept. 15, 2024 at Carolina (64 yards)
CHARGERS — Mike Scifres, AFC Divisional, Jan. 12, 2014 at Denver (62 yards)
OPPONENT — Hunter Smith, AFC Wild Card, Jan. 3, 2009 vs. Indianapolis (63 yards)

Blocked Punt

CHARGERS — Jerry Attaochu of Drew Butler, Sept. 8, 2014 at Arizona
OPPONENT — Miles Killebrew of Ty Long, Nov. 21, 2021 vs. Pittsburgh
CHARGERS — *Never*
OPPONENT — Lou Piccone of Rick Partridge, AFC Divisional, Jan. 3, 1981 vs. Buffalo

10 or More Punts, Individual

CHARGERS — Drew Kaser, Nov. 12, 2017 at Jacksonville (10 punts for 485 yards)
OPPONENT — Chad Stanley, Sept. 15, 2002 vs. Houston (10 punts for 406 yards)
CHARGERS — *Never*
OPPONENT — *Never*

No Punts

CHARGERS — Dec. 26, 2021 at Houston
OPPONENT — Sept. 19, 2010 vs. Jacksonville
CHARGERS — *Never*
OPPONENT — AFC Divisional, Jan. 12, 2014 at Denver

OTHER SPECIAL TEAMS

Kickoff Returned for Touchdown

CHARGERS — Andre Roberts, Jan. 2, 2022 vs. Denver (101 yards)
OPPONENT — Mecole Hardman, Dec. 29, 2019 at Kansas City (104 yards)
CHARGERS — Andre Coleman, Super Bowl XXIX at Joe Robbie Stadium, Jan. 29, 1995 vs. San Francisco (98 yards)
OPPONENT — *Never*

Punt Returned for Touchdown

CHARGERS — Derius Davis, Nov. 6, 2023 at New York Jets (87 yards)
OPPONENT — Gunner Olszewski, Dec. 6, 2020, vs. New England (70 yards)
CHARGERS — Wes Chandler, AFC Divisional, Jan. 2, 1982 at Miami (58 yards)
OPPONENT — Santonio Holmes, AFC Divisional, Jan. 11, 2009 at Pittsburgh (67 yards)

Blocked Punt Returned for Touchdown

CHARGERS — Jacob Hester, Oct. 25, 2009 at Kansas City (Recovered own blocked Dustin Colquitt punt in end zone)
OPPONENT — Daniel Thomas, Oct. 25, 2020 vs. Jacksonville (Recovered own blocked Ty Long punt, returned recovery 16 yards)
CHARGERS — *Never*
OPPONENT — *Never*

Recovered Own Onside Kick Attempt

CHARGERS — Darrell Stuckey of Nick Novak kick, Nov. 18, 2012 at Denver
OPPONENT — Keion Crossen of Riley Dixon kick, Dec. 12, 2021 vs. New York Giants
CHARGERS — Richard Marshall of Nick Novak kick, AFC Divisional, Jan. 12, 2014 at Denver
OPPONENT — *Never*

OTHER DEFENSE

Shutout Posted

CHARGERS — Dec. 3, 2023 at New England (6-0 Chargers win)
OPPONENT — Dec. 6, 2020 vs. New England (45-0, Patriots win)
CHARGERS — AFC Wild Card, Jan. 2, 1993 vs. Kansas City (Chargers win, 17-0)
OPPONENT — AFC Divisional, Jan. 10, 1993 at Miami (Dolphins win, 31-0)

Fumble Returned for Touchdown

CHARGERS — Tevaughn Campbell, Dec. 5, 2021 at Cincinnati (61 yards)
OPPONENT — Mike Edwards, Jan. 7, 2024 vs. Kansas City (97 yards)
CHARGERS — *Never*
OPPONENT — Guy Ruff, AFC Wild Card, Jan. 9, 1983 at Pittsburgh (Recovered opening kickoff fumble in end zone)

Safety Scored

CHARGERS — Oct. 23, 2022 vs. Seattle (Kenneth Walker III tackled by Sebastian Joseph-Day and Troy Reeder in end zone)
OPPONENT — Nov. 22, 2020 vs. N.Y. Jets (Ty Long ran out of bounds out of the back of the end zone)
CHARGERS — AFC Divisional, Jan. 8, 1995 vs. Miami (Bernie Parmalee tackled in end zone by Reuben Davis)
OPPONENT — *Never*

MISCELLANEOUS

No Penalties

CHARGERS — Oct. 9, 2011 at Denver (Chargers win, 29-24)
OPPONENT — Dec. 4, 2005 vs. Oakland (Raiders win, 34-10)
CHARGERS — *Never*
OPPONENT — AFC Divisional, Jan. 10, 1993 at Miami (Dolphins win, 31-0)

Game Without Touchdown

CHARGERS — Jan. 7, 2024 vs. Kansas City (Chiefs win, 13-12)
OPPONENT — Sept. 15, 2024 at Carolina (Chargers win, 26-3)
CHARGERS — AFC Championship, Jan. 20, 2008 at New England (Patriots win, 21-12)
OPPONENT — AFC Wild Card, Jan. 6, 2008 vs. Tennessee (Chargers win, 17-6)

50 Points, Game

CHARGERS — Nov. 19, 2017 vs. Buffalo (Chargers win, 54-24)
OPPONENT — Dec. 14, 2023 at Las Vegas (Raiders win, 63-21)
CHARGERS — AFL Championship, Jan. 5, 1964 vs. Boston (Chargers win, 51-10)
OPPONENT — *Never*

40 Points, Game

CHARGERS — Dec. 5, 2021 at Cincinnati (Chargers win, 41-22)
OPPONENT — Dec. 14, 2023 at Las Vegas (Raiders win, 63-21)
CHARGERS — AFC Divisional, Jan. 2, 1982 at Miami (Chargers win, 41-38)
OPPONENT — AFC Divisional, Jan. 13, 2019 at New England (Patriots win, 41-28)

600 Yards Total Offense, Game

CHARGERS — Dec. 20, 1982 vs. Cincinnati (661 yards)
OPPONENT — Oct. 1, 2000 at St. Louis (614 yards)
CHARGERS — AFL Championship, Jan. 5, 1964 vs. Boston (610 yards)
OPPONENT — *Never*

500 Yards Total Offense, Game

CHARGERS — Dec. 8, 2019 at Jacksonville (525 yards)
OPPONENT — Nov. 12, 2023 vs. Detroit (533 yards)
CHARGERS — AFC Divisional, Jan. 2, 1982 at Miami (564 yards)
OPPONENT — *Never*

WEEKLY RANKINGS

2024 WEEKLY NFL RANKINGS

Week	Opp.	Offense			Defense		
		Total	Rush	Pass	Total	Rush	Pass
1	LV	13	5	23	15	4	25
2	at Car	12	2	28	2	6	6
3	at Pit	25	7	31	6	6	10
4	KC	28	11	31	7	5	12
5	BYE	29	9	31	5	6	10
6	at Den	28	10	29	6	6	8
7	at Ari						
8	NO						
9	at Cle						
10	Ten						
11	Cin						
12	Bal						
13	at Atl						
14	at KC						
15	TB						
16	Den						
17	at NE						
18	at LV						
Chargers in 2023		18	25	13	28	17	30
Chargers in 2022		9	30	3	20	28	7
Chargers in 2021		4	21	T-2	23	30	12
Chargers in 2020		9	18	6	10	18	9
Chargers in 2019		10	28	6	6	18	5
Chargers in 2018		11	15	10	9	9	9
Chargers in 2017		4	24	1	15	31	3
Chargers in 2016		14	26	8	16	10	20
Chargers in 2015		9	31	4	20	27	T-14
Chargers in 2014		18	30	10	9	26	4
Chargers in 2013		5	13	4	23	12	29
Chargers in 2012		31	27	24	9	6	18
Chargers in 2011		6	16	6	16	20	13
Chargers in 2010		1	15	2	1	4	1
Chargers in 2009		10	31	5	16	20	11
Chargers in 2008		11	20	7	25	11	31
Chargers in 2007		20	7	26	14	16	14
Chargers in 2006		4	2	16	10	7	13
Chargers in 2005		10	9	12	13	1	28
Chargers in 2004		10	6	16	18	3	31
Chargers in 2003		14	6	19	27	T-25	21
Chargers in 2002		16	8	22	30	11	32

2024 REGULAR-SEASON RANKINGS

LOS ANGELES CHARGERS (Team)

Category	NFL	AFC
Turnover Margin (7).....	T-3	T2
Points Scored (18.2).....	28	12
Points Allowed (13.2).....	1	1
Total Offense (281.0).....	28	12
Rushing (127.8).....	10	3
Passing (153.2).....	29	13
Total Defense (289.2).....	6	6
vs. Rush (97.2).....	6	4
vs. Pass (192.0).....	8	7
Third-Down Offense (42.47%).....	10	5
Third-Down Defense (37.31%).....	18	9
Red-Zone Offense (41.67%).....	28	13
Red-Zone Defense (44.44%).....	8	4

LOS ANGELES CHARGERS (Individual)

Category	NFL	AFC
Passing		
Rating: Justin Herbert (95.3).....	13	6
Yards: Justin Herbert (815).....	28	12
Touchdowns: Justin Herbert (6).....	T-19	T-8
Rushing		
Attempts: J.K. Dobbins (81).....	13	4
Yards: J.K. Dobbins (438).....	6	2
Touchdowns: J.K. Dobbins (3).....	T-12	T-5
Receiving		
Receptions: Ladd McConkey (19).....	T-68	T-31
Yards: Ladd McConkey (219).....	67	27
Touchdowns: Quentin Johnston (3).....	T-10	T-3
Defense		
Total Tackles: Daiyan Henley (37).....	T-59	T-29
Solo Tackles: Denzel Perryman (27).....	T-32	T-20
INTs: Elijah Molden (2).....	T-6	T-2
Sacks: Khalil Mack (2.5).....	T-47	T-21

GAME-BY-GAME STARTERS

OFFENSIVE STARTERS

		WR	WR	TE	LT	LG	C	RG	RT	QB	RB	3WR	FB	2TE
Sept. 8	LV	J.Palmer	L.McConkey	W.Dissly	R.Slater	Z.Johnson	B.Bozeman	T.Pipkins	J.Alt	J.Herbert	G.Edwards	—	S.Matlock	—
Sept. 15	at Car	D.Davis	Q.Johnston	H.Hurst	R.Slater	Z.Johnson	B.Bozeman	T.Pipkins	J.Alt	J.Herbert	J.Dobbins	—	—	W.Dissly
Sept. 22	at Pit	L.McConkey	Q.Johnston	W.Dissly	R.Slater	Z.Johnson	B.Bozeman	T.Pipkins	J.Alt	J.Herbert	J.Dobbins	—	S.Matlock	—
Sept. 29	KC	L.McConkey	Q.Johnston	W.Dissly	J.Salyer	Z.Johnson	C.Bozeman	S.Mustipher	T.Pipkins	J.Herbert	J.Dobbins	—	S.Matlock	—
Oct. 13	at Den	L.McConkey	Q.Johnston	H.Hurst	R.Slater	Z.Johnson	B.Bozeman	T.Pipkins	J.Alt	J.Herbert	J.Dobbins	—	S.Matlock	—
Oct. 21	at Ari													
Oct. 27	NO													
Nov. 3	at Cle													
Nov. 10	Ten													
Nov. 17	Cin													
Nov. 25	Bal													
Dec. 1	at Atl													
Dec. 8	at KC													
Dec. 15	TB													
Dec. 22	Den													
TBD	at NE													
TBD	at LV													

DEFENSIVE STARTERS

		OLB	DL	DL	DL	OLB	LB	LB	CB	CB	S	S	3CB	3S
Sept. 8	LV	K.Mack	P.Ford	O.Ogbonnia	—	J.Bosa	D.Henley	D.Perryman	K.Fulton	A.Samuel	D.James	A.Gilman	J.Taylor	—
Sept. 15	at Car	K.Mack	P.Ford	O.Ogbonnia	—	J.Bosa	D.Henley	D.Perryman	K.Fulton	A.Samuel	D.James	E.Molden	J.Taylor	—
Sept. 22	at Pit	K.Mack	P.Ford	O.Ogbonnia	—	J.Bosa	D.Henley	D.Perryman	K.Fulton	A.Samuel	D.James	A.Gilman	—	E.Molden
Sept. 29	KC	K.Mack	P.Ford	O.Ogbonnia	—	T.Tuipulotu	D.Henley	D.Perryman	K.Fulton	A.Samuel	E.Molden	A.Gilman	J.Taylor	—
Oct. 13	at Den	K.Mack	P.Ford	O.Ogbonnia	—	T.Tuipulotu	D.Henley	D.Perryman	K.Fulton	C.Hart	D.James	A.Gilman	T.Still	—
Oct. 21	at Ari													
Oct. 27	NO													
Nov. 3	at Cle													
Nov. 10	Ten													
Nov. 17	Cin													
Nov. 25	Bal													
Dec. 1	at Atl													
Dec. 8	at KC													
Dec. 15	TB													
Dec. 22	Den													
TBD	at NE													
TBD	at LV													

WEEKLY INACTIVES

Sept. 8	Las Vegas:	Taylor Heinicke, Tarheeb Still, Kimani Vidal, Jordan McFadden, Brenden Rice, Justin Eboigbe.
Sept. 15	at Carolina:	Taylor Heinicke, Tarheeb Still, Kimani Vidal, Alohi Gilman, Jordan McFadden, Brenden Rice, Justin Eboigbe.
Sept. 22	at Pittsburgh:	Joshua Palmer, Junior Colson, Tarheeb Still, Kimani Vidal, Jordan McFadden, Justin Eboigbe.
Sept. 29	Kansas City:	Junior Colson, Kimani Vidal, Deane Leonard, Ja'Sir Taylor, Rashawn Slater, Joe Alt, Joey Bosa.
Oct. 13	at Denver:	Easton Stick, Tony Jefferson, Ja'Sir Taylor, Jordan McFadden, Brenden Rice, Joey Bosa.
Oct. 21	at Arizona:	
Oct. 27	New Orleans:	
Nov. 3	at Cleveland:	
Nov. 10	Tennessee:	
Nov. 17	Cincinnati:	
Nov. 25	Baltimore:	
Dec. 1	at Atlanta:	
Dec. 8	at Kansas City:	
Dec. 15	Tampa Bay:	
Dec. 22	Denver:	
TBD	at New England:	
TBD	at Las Vegas:	

SEASON TOTALS

Name	No.	Name	No.
Jordan McFadden	4	Alohi Gilman	1
Kimani Vidal	4	Tony Jefferson	1
Justin Eboigbe	3	Deane Leonard	1
Brenden Rice	3	Joshua Palmer	1
Tarheeb Still	3	Rashawn Slater	1
Joey Bosa	2	Easton Stick	1
Junior Colson	2		
Taylor Heinicke	2		
Ja'Sir Taylor	2		
Joe Alt	1		

CHARGERS AND OPPONENT WEEKLY LEADERS

REGULAR-SEASON WEEKLY LEADERS, LOS ANGELES CHARGERS

		Scoring	Pass Yds.	Carries	Rush Yds.	Catches	Rec. Yds.	Tackles (Solo)	Sacks
Sept. 8	Las Vegas:	Dicker 10	Herbert 144	Edwards 11	Dobbins 135	McConkey 5	McConkey 39	Two Tied 7 (6)	Mack 1.5
Sept. 15	at Carolina:	Johnston 12	Herbert 130	Edwards 18	Dobbins 131	Johnston 5	Johnston 51	Henley 9 (5)	Two tied 1.0
Sept. 22	at Pittsburgh:	Johnston 6	Herbert 125	Dobbins 15	Dobbins 44	Three Tied 3	McConkey 44	Henley 12 (9)	Two tied 1.0
Sept. 29	Kansas City:	McConkey 6	Herbert 179	Dobbins 14	Dobbins 32	McConkey 5	McConkey 67	Two Tied 8	Dupree 2.0
Oct. 13	at Denver:	Dicker 11	Herbert 237	Dobbins 25	Dobbins 96	Two tied 4	Fehoko 44	Gilman 10 (6)	Two tied 1.0
Oct. 21	at Arizona:								
Oct. 27	New Orleans:								
Nov. 3	at Cleveland:								
Nov. 10	Tennessee:								
Nov. 17	Cincinnati:								
Nov. 25	Baltimore:								
Dec. 1	at Atlanta:								
Dec. 8	at Kansas City:								
Dec. 15	Tampa Bay:								
Dec. 22	Denver:								
TBD	at New England:								
TBD	at Las Vegas:								

REGULAR-SEASON WEEKLY LEADERS, OPPONENT

		Scoring	Pass Yds.	Carries	Rush Yds.	Catches	Rec. Yds.	Tackles (Solo)	Sacks
Sept. 8	Las Vegas:	Mattison 6	Minshew II 257	White 13	White 44	Bowers 6	Meyers 61	Spillane 10 (7)	Crosby 1.0
Sept. 15	at Carolina:	Pineiro 3	Young 84	Hubbard 10	Hubbard 64	Hubbard 4	Tremble 23	Thompson 14 (8)	Two tied 0.5
Sept. 22	at Pittsburgh:	Boswell 8	Fields 245	Harris 18	Harris 70	Two Tied 5	Pickens 57	Queen 12 (9)	Herbig 2.0
Sept. 29	Kansas City:	Two tied 6	Mahomes 245	Hunt 14	Hunt 69	Kelce 7	Kelce 89	Tranquill 10 (7)	Jones 2.0
Oct. 13	at Denver:	Two tied 6	Nix 216	Two tied 6	Nix 61	Two tied 4	Vele 48	Jones 12 (11)	Two tied 1.0
Oct. 21	at Arizona:								
Oct. 27	New Orleans:								
Nov. 3	at Cleveland:								
Nov. 10	Tennessee:								
Nov. 17	Cincinnati:								
Nov. 25	Baltimore:								
Dec. 1	at Atlanta:								
Dec. 8	at Kansas City:								
Dec. 15	Tampa Bay:								
Dec. 22	Denver:								
TBD	at New England:								
TBD	at Las Vegas:								

REGULAR-SEASON PLAYER PARTICIPATION

2024 Season Player	1	2	3	4	6	7	8	9	10	11	12	13	14	15	16	17	18	Season Totals			
	LV	at CAR	at PIT	KC	at DEN	at ARI	NO	at CLE	TEN	CIN	BAL	at ATL	at KC	TB	DEN	at NE	at LV	GP	GS	DNP	INA
Alt, Joe	RT	RT	RT	INA	RT													4	4	0	1
Barnhart, Karsen	PS	PS	PS	PS	PS													0	0	0	0
Benson, Luke	PS	PS	PS	PS	—													0	0	0	0
Bootle, Dicaprio	—	PS	PS	PS	SUB													1	0	0	0
Bosa, Joey	OLB	OLB	OLB	INA	INA													3	3	0	2
Bozeman, Bradley	C	C	C	C	C													5	5	0	0
Chark Jr., DJ	IR	IR	IR	IR	IR													0	0	0	0
Collins, Chris	IR	IR	IR	IR	IR													0	0	0	0
Colson, Junior	SUB	SUB	INA	INA	SUB													3	0	0	2
Daniels, Braden	—	—	—	PS	—													0	0	0	0
Davis, Derius	SUB	WR	SUB	SUB	SUB													5	1	0	0
Dicker, Cameron	SUB	SUB	SUB	SUB	SUB													5	0	0	0
Dissly, Will	TE	TE	TE	TE	SUB													5	4	0	0
Dobbins, J.K.	SUB	RB	RB	RB	RB													5	4	0	1
Dupree, Bud	SUB	SUB	SUB	SUB	SUB													5	0	0	0
Dye, Troy	SUB	SUB	SUB	SUB	SUB													5	0	0	0
Eboigbe, Justin	INA	INA	INA	DNP	DNP													0	0	2	3
Edwards, Gus	RB	SUB	SUB	SUB	IR													4	1	0	0
Fehoko, Simi	SUB	SUB	SUB	SUB	SUB													5	0	0	0
Finley, AJ	SUB	SUB	SUB	SUB	SUB													5	0	0	0
Fisk, Tucker	PS	PS	PS	PS	PS													0	0	0	0
Fitzpatrick, Dez	PS	PS	PS	PS	PS													0	0	0	0
Ford, Poona	DL	DL	DL	DL	DL													5	5	0	0
Fox, Morgan	SUB	SUB	SUB	SUB	SUB													5	0	0	0
Fulton, Kristian	CB	CB	CB	CB	CB													5	5	0	0
Gilman, Alohi	S	INA	S	S	S													4	4	0	1
Harris, Josh	SUB	SUB	SUB	SUB	SUB													5	0	0	0
Hart, Cam	SUB	SUB	SUB	SUB	CB													5	1	0	0
Haskins, Hassan	SUB	SUB	SUB	SUB	SUB													5	0	0	0
Heinicke, Taylor	INA	INA	SUB	DNP	DNP													1	0	1	3
Henley, Daiyan	LB	LB	LB	LB	LB													5	5	0	0
Herbert, Justin	QB	QB	QB	QB	QB													5	5	0	0
Hinton, Christopher	PS	PS	PS	PS	PS													0	0	0	0
Hurst, Hayden	SUB	TE	SUB	SUB	TE													5	2	0	0
Jaimes, Brenden	SUB	SUB	SUB	SUB	SUB													5	0	0	0
James Jr., Derwin	S	S	S	SUS	S													4	4	0	0
Jean-Baptiste, Jeremiah	PS	PS	PS	PS	PS													0	0	0	0
Jefferson, Tony	PS	SUB	PS	SUB	INA													2	0	0	1
Johnson, Jaylen	PS	PS	PS	PS	PS													0	0	0	0
Johnson, Zion	LG	LG	LG	LG	LG													5	5	0	0
Johnston, Quentin	SUB	WR	WR	WR	WR													5	4	0	0
Leatherwood, Alex	PS	PS	PS	PS	PS													0	0	0	0
Leonard, Deane	SUB	SUB	SUB	INA	SUB													4	0	0	1
Lynch, Blake	—	—	—	SUB	PS													1	0	0	0
Mack, Khalil	OLB	OLB	OLB	OLB	OLB													5	5	0	0
Matlock, Scott	FB	SUB	FB	FB	FB													5	4	0	0
McConkey, Ladd	WR	SUB	WR	WR	WR													5	4	0	0
McFadden, Jordan	INA	INA	INA	SUB	INA													1	0	0	4
McLellan, Tyler	IR	IR	IR	IR	IR													0	0	0	0
Molden, Elijah	SUB	S	3S	S	SUB													5	3	0	0
Morris-Brash, Tre'Mon	PS	PS	PS	PS	PS													0	0	0	0
Mustipher, Sam	PS	PS	PS	RG	PS													1	1	0	0
Niemann, Nick	IR/DFR	IR/DFR	IR/DFR	IR/DFR	SUB													1	0	0	0
Ogbonnia, Otito	DL	DL	DL	DL	DL													5	5	0	0
Okoye, CJ	PS	PS	PS	PS	PS													0	0	0	0
Palmer, Joshua	WR	SUB	INA	SUB	SUB													4	1	0	1
Patterson, Jaret	PS	PS	PS	PS	PS													0	0	0	0
Perryman, Denzel	LB	LB	LB	LB	LB													5	5	0	0
Pipkins III, Trey	RG	RG	RG	RT	RG													5	5	0	0
Quarterman, Shaquille	SUB	SUB	SUB	PS	—													3	0	0	0
Reagor, Jalen	—	—	—	PS	PS													0	0	0	0
Rice, Brenden	INA	INA	SUB	SUB	INA													2	0	0	3
Rumph II, Chris	IR	IR	IR	IR	IR													0	0	0	0
Salyer, Jamaree	SUB	SUB	SUB	LT	SUB													5	1	0	0
Samuel Jr., Asante	CB	CB	CB	CB	IR													4	4	0	0
Sarell, Foster	DNP	DNP	DNP	SUB	SUB													2	0	3	0
Scott, JK	SUB	SUB	SUB	SUB	SUB													5	0	0	0
Shelton, Nehemiah	—	PS	PS	—	PS													0	0	0	0
Slater, Rashawn	LT	LT	LT	INA	LT													4	4	0	1
Smartt, Stone	SUB	SUB	SUB	SUB	SUB													5	0	0	0
Stick, Easton	DNP	DNP	DNP	DNP	INA													0	0	4	1
Still, Tarheeb	INA	INA	INA	CB	CB													2	2	0	3
Tart, Tear	SUB	SUB	SUB	SUB	SUB													5	0	0	0
Taylor, Ja'Sir	3CB	3CB	SUB	INA	INA													3	2	0	2
Tomlinson, Eric	SUB	SUB	SUB	SUB	SUB													5	0	0	0
Tuipulotu, Tuli	SUB	SUB	SUB	OLB	OLB													5	4	0	0
Wade, Shaun	PS	PS	PS	PS	PS													0	0	0	0
Williams, Bucky	IR	IR	IR	IR	IR													0	0	0	0
Vidal, Kimani	INA	INA	INA	INA	SUB													1	0	0	4

STARTERS FOR EACH GAME IN BOLD: DNP — Did Not Play, DNR — Reserve/Did Not Report, E/CP — Exempt/Commissioner Permission, INA — Inactive, IR — Reserve/Injured, IR/DFR — Reserve Injured; Designated for Return, COVID — Reserve/COVID-19, NFI — Non-Football Illness List, PS — Practice Squad, PS/INJ — Practice Squad; Injured List, PUP — Reserve/Physically Unable to Perform, SUB — Substitute, SUS — Reserve/Suspended, 2RB — Started as Second Running Back, 2TE — Started as Second Tight End, 3TE — Started as Third Tight End, CB — Started as Additional Cornerback, 3S — Started as Third Safety, 3WR — Started as Third Wide Receiver.

REGULAR SEASON SINGLE-GAME HIGHS

INDIVIDUAL

Passing

Longest Scoring Pass — 38, J.Herbert to K.Vidal, Oct. 13 at Den.
Longest Non-Scoring Pass — 37, J.Herbert to L.McConkey, Sept. 29 vs. K.C.
Most Passing Attempts — 34, J.Herbert, Oct. 13 at Den.
Most Completions — 25, J.Herbert, Oct. 13 at Den.
Most Passing Yards — 237, J.Herbert, Oct. 13 at Den.
Most Passing Touchdowns — 2, J.Herbert, Sept. 8 vs. L.V.
Highest Completion Percentage (min. 20 att.) — 70.0, J.Herbert, Sept. 15 at Car.
Highest Passer Rating (min. 20 att.) — 100.0, J.Herbert, Sept. 15 at Car.

Rushing

Longest Scoring Run — 43, J.Dobbins, Sept. 15 at Car.
Longest Non-Scoring Run — 61, J.Dobbins, Sept. 8 vs. L.V.
Most Rushing Attempts — 25, J.Dobbins, Oct. 13 at Den.
Most Rushing Yards — 135, J.Dobbins, Sept. 8 vs. L.V.
Most Rushing Touchdowns — 1, Last, J.Dobbins, Oct. 13 at Den.

Receiving

Most Receptions — 5, Last, L.McConkey, Sept. 29 vs. K.C.
Most Receiving Yards — 67, L.McConkey, Sept. 29 vs. K.C.
Most Receiving Touchdowns — 2, Q.Johnston, Sept. 15 at Car.

Total Offense

Most Total Yards from Scrimmage — 139, J.Dobbins, Sept. 8 vs. L.V.
Most Touchdowns — 2, Q.Johnston, Sept. 15 at Car.

Special Teams

Longest Punt — 63, J.Scott, Sept. 22 at Pit.
Longest Field Goal — 53, C.Dicker, Sept. 8 vs. L.V.
Most Attempted Field Goals — 3, C.Dicker, Oct. 13 at Den.
Most Made Field Goals — 3, C.Dicker, Oct. 13 at Den.

Returns

Longest Kickoff Return — 35, D.Davis, Sept. 8 vs. L.V.
Longest Punt Return — 18, D.Davis, Oct. 13 at Den.
Longest Interception Return — 29, K.Fulton, Sept. 29 vs. K.C.
Longest Fumble Return — 22, K.Mack, Sept. 8 vs. L.V.

Defense

Most Interceptions — 1, Last, E.Molden, Oct. 13 at Den.
Most Tackles — 12, D.Henley, Sept. 22 at Pit.
Most Solo Tackles — 9, D.Henley, Sept. 22 at Pit.
Most Sacks — 2.0, B.Dupree, Sept. 29 vs. K.C.
Most Passes Defensed — 2, D.James, Oct. 13 at Den.

TEAM

Most, Offense

First Downs — 22, Oct. 13 at Denver
Rushing Attempts — 44, Sept. 15 at Carolina
Rushing Yards — 219, Sept. 15 at Carolina
Rushing Touchdowns — 1, Oct. 13 at Denver
Passing Attempts — 27, Sept. 29 vs. Kansas City
Completions — 21, Oct. 13 at Denver
Net Passing Yards — 222, Oct. 13 at Denver
Touchdowns Thrown — 2, Sept. 15 at Carolina
Offensive Plays — 78, Oct. 13 at Denver
Total Offense — 350, Oct. 13 at Denver
Time of Possession — 37:23, Oct. 13 at Denver

Most, Turnovers

Turnovers — 1, Sept. 15 at Carolina
Interceptions Thrown — 1, Sept. 15 at Carolina
Fumbles — 2, Sept. 22 at Pittsburgh
Fumbles Lost — 1, Sept. 15 at Carolina

Longest Scoring Drives

Plays — 20, Oct. 13 at Denver
Yards — 92, Sept. 8 vs. Las Vegas
Time — 10:29, Oct. 13 at Denver

Shortest Scoring Drives

Plays — 3, Sept. 15 at Carolina
Yards — 5, Sept. 8 vs. Las Vegas
Time — 0:47, Sept. 8 vs. Las Vegas

Fewest, Defense

First Downs Allowed — 7, Sept. 15 at Carolina
Rushing Attempts Allowed — 18, Oct. 13 at Denver
Rushing Yards Allowed — 71, Sept. 8 vs. Las Vegas
Passing Attempts Allowed — 26, Sept. 15 at Carolina
Completions Allowed — 18, Sept. 15 at Carolina
Net Passing Yards Allowed — 69, Sept. 8 vs. Las Vegas
Total Plays Allowed — 48, Sept. 15 at Carolina
Total Yards Allowed — 159, Sept. 15 at Carolina

Most, Defense

Takeaways — 3, Sept. 8 vs. Las Vegas
Interceptions — 1, Last: Oct. 13 at Denver
Fumbles Forced — 2, Sept. 8 vs. Las Vegas
Fumbles Recovered — 2, Sept. 8 vs. Las Vegas
Passes Defensed — 6, Oct. 13 at Denver
Sacks — 4, Sept. 8 vs. Las Vegas

GAME-BY-GAME PASSES DEFENSED

Sept. 8	Las Vegas:	Poona Ford (2), Junior Colson (1), Bud Dupree (1), Khalil Mack (1).
Sept. 15	at Carolina:	Kristian Fulton (1), Deane Leonard (1), Scott Matlock (1), Elijah Molden (1), Asante Samuel Jr. (1).
Sept. 22	at Pittsburgh:	Bud Dupree (1), Alohi Gilman (1), Daiyan Henley (1), Asante Samuel Jr. (1).
Sept. 29	Kansas City:	Kristian Fulton (2), Khalil Mack (1), Otito Ogbornia(1), Tuli Tuipulotu (1).
Oct. 13	at Denver:	Derwin James Jr. (2), Alohi Gilman (1), Khalil Mack (1), Elijah Molden (1), Tarheeb Still (1).
Oct. 21	at Arizona:	
Oct. 27	New Orleans:	
Nov. 3	at Cleveland:	
Nov. 10	Tennessee:	
Nov. 17	Cincinnati:	
Nov. 25	Baltimore:	
Dec. 1	at Atlanta:	
Dec. 8	at Kansas City:	
Dec. 15	Tampa Bay:	
Dec. 22	Denver:	
TBD	at New England:	
TBD	at Las Vegas:	

SEASON TOTALS (25)

Name	No.	Name	No.
Kristian Fulton	3	Deane Leonard	1
Khalil Mack	3	Scott Matlock	1
Bud Dupree	2	Otito Ogbornia	1
Poona Ford	2	Tarheeb Still	1
Alohi Gilman	2	Tuli Tuipulotu	1
Derwin James Jr.	2		
Elijah Molden	2		
Asante Samuel Jr.	2		
Junior Colson	1		
Daiyan Henley	1		

GAME-BY-GAME SACKS

Sept. 8	Las Vegas:	Khalil Mack (1.5), Joey Bosa (1.0), Team Sacks (1.0), Morgan Fox (0.5).
Sept. 15	at Carolina:	Joey Bosa (1.0), Denzel Perryman (1.0).
Sept. 22	at Pittsburgh:	Derwin James Jr. (1.0), Khalil Mack (1.0).
Sept. 29	Kansas City:	Bud Dupree (2.0), Troy Dye (0.5), Tarheeb Still (0.5).
Oct. 13	at Denver:	Morgan Fox (1.0), Alohi Gilman (1.0).
Oct. 21	at Arizona:	
Oct. 27	New Orleans:	
Nov. 3	at Cleveland:	
Nov. 10	Tennessee:	
Nov. 17	Cincinnati:	
Nov. 25	Baltimore:	
Dec. 1	at Atlanta:	
Dec. 8	at Kansas City:	
Dec. 15	Tampa Bay:	
Dec. 22	Denver:	
TBD	at New England:	
TBD	at Las Vegas:	

SEASON TOTALS (13.0)

Name	No.
Khalil Mack	2.5
Joey Bosa	2.0
Bud Dupree	2.0
Morgan Fox	1.5
Derwin James Jr.	1.0
Alohi Gilman	1.0
Denzel Perryman	1.0
Troy Dye	0.5
Tarheeb Still	0.5
Team	1.0

RECORDS

INDIVIDUAL RECORDS

*NFL Record

POINTS

Most Seasons Leading League

- 1 Nate Kaeding, 2009
- LaDainian Tomlinson, 2006
- John Carney, 1994

Most, Career

- 1,076 John Carney, 1990-2000
- 918 LaDainian Tomlinson, 2001-09
- 889 Nate Kaeding, 2004-12

Most, Season

- 186* LaDainian Tomlinson, 2006
- 146 Nate Kaeding, 2009
- 144 Nick Novak, 2013

Most, Season, Non-Kickers

- 186* LaDainian Tomlinson, 2006
- 124 Austin Ekeler, 2021
- 120 LaDainian Tomlinson, 2005

Most, Season, Rookie

- 114 Nate Kaeding, 2004
- 106 Josh Lambo, 2015
- Dennis ParTEE, 1968
- 94 Herb Travenio, 1965

Most, Game

- 30 Kellen Winslow, Nov. 22, 1981 at Oakland
- 24 (10x) Last: Austin Ekeler, Nov. 21, 2021 vs. Pit.
- 20 Mike Williams, Dec. 13, 2018 at Kansas City

TOUCHDOWNS

Most Seasons Leading League

- 3 Lance Alworth, 1964, 1965, 1966
- 2 Austin Ekeler, 2021, 2022
- 1 LaDainian Tomlinson, 2006
- Chuck Muncie, 1981

Most, Career

- 153 LaDainian Tomlinson, 2001-09
- 116 Antonio Gates, 2003-18
- 83 Lance Alworth, 1962-70

Most, Season

- 31* LaDainian Tomlinson, 2006
- 20 Austin Ekeler, 2021
- LaDainian Tomlinson, 2005
- 19 Chuck Muncie, 1981

Most, Game

- 5 Kellen Winslow, Nov. 22, 1981 at Oakland
- 4 (10x) Last: Austin Ekeler, Nov. 21, 2021 vs. Pit.
- 3 (46x) Last: A.Ekeler, Oct. 2, 2022 at Hou.

Most Consecutive Games

- 18* LaDainian Tomlinson, 2004-05
- 10 LaDainian Tomlinson, 2006
- 9 Antonio Gates, 2009-10
- Natrone Means, 1993-94
- Lance Alworth, 1963

POINTS AFTER TOUCHDOWN

Most Seasons Leading League

- 2 Nate Kaeding, 2006
- Rolf Benirschke, 1981, 1982
- 1 Herb Travenio, 1965

Most, Career

- 349 Nate Kaeding, 2004-12
- 328 Rolf Benirschke, 1977-86
- 293 John Carney, 1990-2000

Most, Season

- 58 Nate Kaeding, 2006
- 55 Rolf Benirschke, 1981
- 54 Nate Kaeding, 2004

Most, Game

- 7 (6x) Last: N.Kaeding, Dec. 28, 2008 vs. Den.
- 6 (30x) Last: M.Badgley, Dec. 8, 2019 at. Jax.
- 5 (55x) Last: C.Dicker, Nov. 12, 2023 vs. Detroit

Most Consecutive

- 250 Nate Kaeding, 2004-09
- 128 Nick Novak, 2011-14
- 87 Rolf Benirschke, 1983-86

Most Attempts, Career

- 352 Rolf Benirschke, 1977-86
- 351 Nate Kaeding, 2004-12
- 298 John Carney, 1990-2000

Most Attempts, Season

- 61 Rolf Benirschke, 1981
- 58 Nate Kaeding, 2006
- 55 Nate Kaeding, 2004
- Bob Thomas, 1985

Most Attempts, Game

- 8 Rolf Benirschke, Nov. 22, 1981 at Oakland
- 7 (6x) Last: N.Kaeding, Dec. 28, 2008 vs. Den.
- 6 (38x) Last: M. Badgley, Dec. 8, 2019 at. Jax.

TWO-POINT CONVERSIONS

Most Seasons Leading League

- 1 Ladarius Green, 2015
- Mikhael Ricks, 1999
- Ronnie Harmon, 1994

Most, Career

- 3 Ronnie Harmon, 1990-95
- 2 Keenan Allen, 2013-23
- Jared Cook, 2021
- Austin Ekeler, 2017-23
- Mike Williams, 2017-23
- Antonio Gates, 2003-18
- Melvin Gordon, 2015-19
- Ladarius Green, 2012-15
- Legedu Naanee, 2007-10
- Dave Kocourek, 1960-65

Most, Season

- 3 Ronnie Harmon, 1994
- 2 Jared Cook, 2021
- Austin Ekeler, 2021
- Melvin Gordon, 2018
- Antonio Gates, 2018
- 1 (36x) Last: Trey Pipkins, 2023

Most, Game

- 2* Ladarius Green, Oct. 25, 2015 vs. Oakland
- 1 (44x) Last: Trey Pipkins, Sept. 17, 2023 at Ten.

FIELD GOALS

Most Seasons Leading League

- 1 Nate Kaeding, 2009
- John Carney, 1994

Most, Career

- 261 John Carney, 1990-2000
- 180 Nate Kaeding, 2004-12
- 146 Rolf Benirschke, 1977-86

Most, Season

- 34 Nick Novak, 2013
- John Carney, 1994
- 32 Nate Kaeding, 2009
- 31 Cameron Dicker, 2023
- John Carney, 1993, 1999

Most, Game

- 6 (3x) Last: G.Davis, Oct. 5, 1997 at Oakland
- 5 (12x) Last: C.Dicker, Dec. 23, 2023 vs. Buffalo
- 4 (38x) Last: C.Dicker, Jan. 7, 2024 vs. K.C.

Most, Game, No Misses

- 6 (3x) Last: G.Davis, Oct. 5, 1997 at Oakland
- 5 (11x) Last: C.Dicker, Dec. 23, 2023 vs. Buffalo
- 4 (27x) Last: C.Dicker, Jan. 7, 2024 vs. K.C.

Highest Percentage, Career (min. 100 att.)

- 87.0 Nate Kaeding, 2004-12 (180-of-207)
- 84.6 Nick Novak, 2011-14, '17 (110-of-130)
- 81.6 John Carney, 1990-2000 (261-of-320)

Highest Percentage, Season (min. 15 att.)

- 95.0 Cameron Dicker, 2022 (19-of-20)
- 93.9 Cameron Dicker, 2023 (31-of-33)
- 93.8 Michael Badgley, 2018 (15-of-16)

Most Consecutive

- 32 Nick Novak, 2013-14
- 29 John Carney, 1992-93
- 22 Nate Kaeding, 2009-10

Most Attempts, Career

- 320 John Carney, 1990-2000
- 208 Rolf Benirschke, 1977-86
- 207 Nate Kaeding, 2004-12

Most Attempts, Season

- 40 John Carney, 1993
- 39 Michael Badgley, 2020
- 38 John Carney, 1994

Most Attempts, Game

- 7 Dick Van Raaphorst, Oct. 8, 1966 at N.Y. Jets
- 6 (6x) Last: Steve Christie, Dec. 1, 2002 vs. Den.
- 5 (26x) Last: C.Dicker, Dec. 23, 2023 vs. Buf.

Longest

- 59 Michael Badgley, Dec. 9, 2018 vs. Cincinnati
- 57 Nate Kaeding, Dec. 21, 2008 at Tampa Bay
- 55 Cameron Dicker, Nov. 6, 2023 at N.Y. Jets
- Cameron Dicker, Oct. 22, 2023 at Kansas City
- Nate Kaeding, Nov. 29, 2009 vs. Kansas City

RUSHING YARDS

Most Seasons Leading League

- 2 LaDainian Tomlinson, 2006, 2007
- 1 Dick Post, 1968
Paul Lowe, 1965

Most, Career

- 12,490 LaDainian Tomlinson, 2001-09
- 4,972 Paul Lowe, 1960-68
- 4,355 Austin Ekeler, 2017-23

Most, Season

- 1,815 LaDainian Tomlinson, 2006
- 1,683 LaDainian Tomlinson, 2002
- 1,645 LaDainian Tomlinson, 2003

Most, Game

- 243 LaDainian Tomlinson, Dec. 28, 2003 vs. Oak.
- 220 LaDainian Tomlinson, Dec. 1, 2002 vs. Denver
- 217 LaDainian Tomlinson, Sept. 29, 2002 vs. N.E.
Gary Anderson, Dec. 18, 1988 vs. Kansas City

Most Games 100 Yards or More, Career

- 46 LaDainian Tomlinson, 2001-09
- 15 Natrone Means, 1993-99
Paul Lowe, 1960-68
- 12 Ryan Mathews, 2010-14

Most Games 100 Yards or More, Season

- 10 LaDainian Tomlinson, 2006
- 7 LaDainian Tomlinson, 2002
Don Woods, 1974
- 6 Ryan Mathews, 2013
LaDainian Tomlinson, 2007
LaDainian Tomlinson, 2004
LaDainian Tomlinson, 2003
Natrone Means, 1994

Most Consecutive Games, 100 Yards or More

- 9 LaDainian Tomlinson, 2006
- 5 Natrone Means, 1994
- 4 LaDainian Tomlinson, 2007

Most Games 200 Yards or More, Career

- 4 LaDainian Tomlinson, 2001-09
- 1 Gary Anderson, 1985-88

Longest Run

- 87t Melvin Gordon, Oct. 29, 2017 at New England
Paul Lowe, Sept. 10, 1961 at Dallas Texans
- 86t Keith Lincoln, Sept. 30, 1962 at Oakland
- 85t LaDainian Tomlinson, Dec. 17, 2006 vs. K.C.

RUSHING TOUCHDOWNS

Most Seasons Leading League

- 3 LaDainian Tomlinson, 2004, 2006, 2007
- 1 Chuck Muncie, 1981
Paul Lowe, 1961, 1965

Most, Career

- 138 LaDainian Tomlinson, 2001-09
- 43 Chuck Muncie, 1980-84
- 39 Austin Ekeler, 2017-23

Most, Season

- 28* LaDainian Tomlinson, 2006
- 19 Chuck Muncie, 1981
- 18 LaDainian Tomlinson, 2005

Most, Game

- 4 LaDainian Tomlinson, Oct. 14, 2007 vs. Oak.
LaDainian Tomlinson, Nov. 12, 2006 at Cin.
LaDainian Tomlinson, Oct. 15, 2006 at S.F.
Chuck Muncie, Nov. 29, 1981 vs. Denver
Clarence Williams, Sept. 16, 1979 vs. Buffalo
- 3 (22x), Last: M.Gordon, Oct. 15, 2018 at Cle.
- 2 (124x), Last: A.Ekeler, Nov. 6, 2023 at NYJ

Most Consecutive Games

- 18* LaDainian Tomlinson, 2004-05
- 9 Natrone Means, 1993-94
- 8 LaDainian Tomlinson, 2006

RUSHING AVERAGE

Most Seasons Leading League (min. 100 att.)

- 2 Paul Lowe, 1960, 1965
- 1 Dickie Post, 1968
Brad Hubbard, 1967
Keith Lincoln, 1963

Highest, Career (minimum 500 att.)

- 4.90 Paul Lowe, 1960-68
- 4.71 Keith Lincoln, 1961-66, '68
- 4.43 Dickie Post, 1967-70

Highest, Season (minimum 100 att.)

- 6.45 Keith Lincoln, 1963
- 6.29 Paul Lowe, 1960
- 5.71 Paul Lowe, 1963

Highest, Game (minimum 10 att.)

- 14.7 Michael Turner, Oct. 7, 2007 at Denver
- 13.8 Keith Lincoln, Sept. 30, 1962 at Oakland
- 13.5 J.K. Dobbins, Sept. 8, 2024 vs. Las Vegas

RUSHING ATTEMPTS

Most, Career

- 2,880 LaDainian Tomlinson, 2001-09
- 1,059 Melvin Gordon, 2015-19
- 1,031 Marion Butts, 1989-93

Most, Season

- 372 LaDainian Tomlinson, 2002
- 348 LaDainian Tomlinson, 2006
- 343 Natrone Means, 1994

Most, Game

- 39 LaDainian Tomlinson, Oct. 20, 2002 at Oak.
Marion Butts, Dec. 17, 1989 at Kansas City
- 37 (3x) Last: L.Tomlinson, Nov. 21, 2004 at Oak.
- 36 LaDainian Tomlinson, Sept. 9, 2001 vs. Was.
Gary Brown, Oct. 5, 1997 at Oakland

PASSING ATTEMPTS

Most Seasons Leading League

- 2 Dan Fouts, 1980, 1981
John Hadl, 1968, 1971
- 1 Philip Rivers, 2015

Most, Career

- 7,591 Philip Rivers, 2004-19
- 5,604 Dan Fouts, 1973-87
- 3,640 John Hadl, 1962-72

Most, Season

- 699 Justin Herbert, 2022
- 672 Justin Herbert, 2021
- 661 Philip Rivers, 2015

Most, Game

- 65 Philip Rivers, Oct. 18, 2015 at Green Bay
- 64 Justin Herbert, Jan. 9, 2022 at Las Vegas (OT)
- 58 Philip Rivers, Oct. 25, 2015 vs. Oakland
Mark Herrmann, Dec. 22, 1985 at K.C.

PASS COMPLETIONS

Most Seasons Leading League

- 2 Dan Fouts, 1980, 1981
John Hadl, 1968, 1971
- 1 Philip Rivers, 2015

Most, Career

- 4,908 Philip Rivers, 2004-19
- 3,297 Dan Fouts, 1973-1987
- 1,824 John Hadl, 1962-1972

Most, Season

- 477 Justin Herbert, 2022
- 443 Justin Herbert, 2021
- 437 Philip Rivers, 2015

Most, Game

- 43 Philip Rivers, Oct. 18, 2015 at Green Bay
- 40 Justin Herbert, Sept. 24, 2023 at Minnesota
- 39 Justin Herbert, Dec. 11, 2022 vs. Miami

Most Consecutive

- 25* Philip Rivers, Nov. 25, 2018 vs. Arizona
- 22 Philip Rivers, Sept. 13, 2015 vs. Detroit –
Sept. 20, 2015 at Cincinnati
- 20 Philip Rivers, Sept. 13, 2015 vs. Detroit

COMPLETION PERCENTAGE

Most Seasons Leading League (min. 140 att.)

- 1 Philip Rivers, 2013
Mark Herrmann, 1985
Dan Fouts, 1979
Tobin Rote, 1963

Highest, Career (minimum 500 att.)

- 66.5 Justin Herbert, 2020-24
- 64.7 Philip Rivers, 2004-19
- 62.2 Drew Brees, 2001-05

Highest, Season (minimum 140 att.)

- 69.5 Philip Rivers, 2013
- 68.2 Justin Herbert, 2022
- 68.3 Philip Rivers, 2018

Highest, Game (minimum 20 att.)

- 96.6 Philip Rivers, Nov. 25, 2018 vs. Ari. (28-of-29)
- 90.0 Philip Rivers, Nov. 1, 2012 vs. K.C. (18-of-20)
- 88.0 Drew Brees, Oct. 31, 2004 vs. Oak. (22-of-25)

PASSING YARDS

Most Seasons Leading League

- 4 Dan Fouts, 1979, 1980, 1981, 1982
- 3 John Hadl, 1965, 1968, 1971
- 1 Philip Rivers, 2010

Most, Career

- 59,271 Philip Rivers, 2004-19
- 43,040 Dan Fouts, 1973-87
- 26,938 John Hadl, 1962-72

Most, Season

- 5,014 Justin Herbert, 2021
- 4,802 Dan Fouts, 1981
- 4,792 Philip Rivers, 2015

Most, Game

- 503 Philip Rivers, Oct. 18, 2015 at Green Bay
- 455 Philip Rivers, Sept. 26, 2010 at Seattle
- 444 Dan Fouts, Dec. 11, 1982 at San Francisco
Dan Fouts, Oct. 19, 1980 vs. N.Y. Giants

Most Games 300 Yards or More, Career

- 70 Philip Rivers, 2004-19
- 51 Dan Fouts, 1973-87
- 25 Justin Herbert, 2020-24

Most Games 300 Yards or More, Season

- 9 Justin Herbert, 2021
- 8 Justin Herbert, 2020
Philip Rivers, 2015, 2019
Dan Fouts, 1980
- 7 Dan Fouts, 1981, 1985

Most Consecutive Games, 300 Yards or More

- 5 Philip Rivers, 2015
- 4 Dan Fouts, 1979, 1980-81
- 3 Justin Herbert, 2020-21, 2021, 2022
Philip Rivers, 2010-11, 2016, 2017
Dan Fouts, 1980, 1985
John Hadl, 1967

Most Games 400 Yards or More, Career

- 11 Philip Rivers, 2004-19
- 6 Dan Fouts, 1973-87
- 1 Justin Herbert, 2020-24
Jim Harbaugh, 1999-2000

Longest Completion

- 99t* Stan Humphries, Sept. 18, 1994 at Seattle
- 91t Jack Kemp, Nov. 12, 1961 at Denver
- 88t Ed Luther, Dec. 3, 1984 vs. Chicago

TOUCHDOWN PASSES

Most Seasons Leading League

- 2 Dan Fouts, 1981, 1982
John Hadl, 1968, 1971
- 1 Philip Rivers, 2008

Most, Career

- 397 Philip Rivers, 2004-19
- 254 Dan Fouts, 1973-87
- 201 John Hadl, 1962-72

Most, Season

- 38 Justin Herbert, 2021
- 34 Philip Rivers, 2008
- 33 Philip Rivers, 2017-18
Dan Fouts, 1981

Most, Game

- 6 Dan Fouts, Nov. 22, 1981 at Oakland
- 5 (4x), Last: Drew Brees, Oct. 31, 2004 vs. Oak.
- 4 (32x), Last: J.Herbert, Nov. 12, 2023 vs. Det.

Most Consecutive Games

- 28 Philip Rivers, 2012-14
- 27 Philip Rivers, 2017-18
- 26 Justin Herbert, 2020-23

INTERCEPTIONS THROWN

Most Seasons Leading League (Most INTs)

- 2 Philip Rivers, 2014, 2016
John Hadl, 1968, 1972

Most, Career

- 242 Dan Fouts, 1973-87
- 211 John Hadl, 1962-72
- 198 Philip Rivers, 2004-19

Most, Season

- 32 John Hadl, 1968
- 26 John Hadl, 1972
- 25 John Hadl, 1971
Jack Kemp, 1960

Most, Game

- 6 Ed Luther, Oct. 31, 1983 vs. Washington
John Hadl, Dec. 8, 1968 vs. Kansas City
- 5 (9x), Last: C.Wheilihan, Dec. 13, 1998 at Sea.
- 4 (33x), Last: P.Rivers, Nov. 18, 2019 vs. K.C.

Fewest, Season (minimum 150 att.)

- 1 Easton Stick, 2023 (174 att.)
- 3 Ed Luther, 1984 (151 att.)
- 4 Doug Flutie, 2003 (167 att.)
John Friesz, 1993 (238 att.)

Most Consecutive Attempts, None Intercepted

- 233 Justin Herbert, Dec. 26, 2022-Oct. 1, 2023
- 194 Drew Brees, Oct. 17-Dec. 5, 2004
- 170 Philip Rivers, Nov. 27-Dec. 24, 2011

Lowest Percentage, Season (minimum 150 att.)

- 0.6 Easton Stick, 2023
- 1.4 Justin Herbert, 2022
- 1.5 Justin Herbert, 2023

PASSER RATING

Most Seasons Leading League (min. 300 att.)

- 1 Philip Rivers, 2008

Highest, Career (minimum 500 att.)

- 95.7 Justin Herbert, 2020-24
- 95.1 Philip Rivers, 2004-19
- 84.9 Drew Brees, 2001-05

Highest, Season (minimum 300 att.)

- 105.5 Philip Rivers, 2008, 2013, 2018
- 104.8 Drew Brees, 2004
- 104.4 Philip Rivers, 2009

Highest, Game (minimum 20 att.)

- 157.1 Dan Fouts, Sept. 7, 1981 at Cleveland
- 154.4 Philip Rivers, Dec. 8, 2019 at Jacksonville
- 153.1 Drew Brees, Oct. 31, 2004 vs. Oakland

RECEIVING YARDS

Most Seasons Leading League

- 3 Lance Alworth, 1965, 1966, 1968
- 1 Wes Chandler, 1982
John Jefferson, 1980

Most, Career

- 11,841 Antonio Gates, 2003-18
- 10,530 Keenan Allen, 2013-23
- 9,584 Lance Alworth, 1962-70

Most, Season

- 1,602 Lance Alworth, 1965
- 1,393 Keenan Allen, 2017
- 1,383 Lance Alworth, 1966

Most, Game

- 260 Wes Chandler, Dec. 20, 1982 vs. Cincinnati
- 243 Wes Chandler, Sept. 15, 1985 vs. Seattle
- 232 Lance Alworth, Oct. 20, 1963 at Kansas City

Most Games 100 Yards or More, Career

- 41 Lance Alworth, 1962-70
- 38 Keenan Allen, 2013-23
- 24 Kellen Winslow, 1979-87

Most Games 100 Yards or More, Season

- 9 Lance Alworth, 1965
- 8 Lance Alworth, 1966
- 7 Keenan Allen, 2017
John Jefferson, 1980

Most Consecutive Games, 100 Yards or More

- 5 Lance Alworth, 1966
- 4 Keenan Allen, 2017
Wes Chandler, 1982
John Jefferson, 1979-80
Charlie Joiner, 1976
Lance Alworth, 1968
Lance Alworth, 1965
- 3 Keenan Allen, 2023
Kellen Winslow, 1982
Kellen Winslow, 1980
John Jefferson, 1980
John Jefferson, 1979
Gary Garrison, 1971
Lance Alworth, 1967
Lance Alworth, 1965
Lance Alworth, 1964

Most Games 200 Yards or More, Career

- 5* Lance Alworth, 1962-70
- 2 Wes Chandler, 1981-87
- 1 Keenan Allen, 2013-23
Malcom Floyd, 2004-15

Longest Reception

- 99t* Tony Martin, Sept. 18, 1994 at Seattle
- 91t Keith Lincoln, Nov. 12, 1961 at Denver
- 88t Bobby Duckworth, Dec. 3, 1984 at Chicago

RECEIVING AVERAGE

Most Seasons Leading League (min. 35 rec.)

- 1 Mike Williams, 2019
Malcom Floyd, 2011
Wes Chandler, 1982
Gary Garrison, 1970
Lance Alworth, 1965

Average per Catch, Career (minimum 250 rec.)

- 19.4 Lance Alworth, 1962-70
- 18.6 Gary Garrison, 1966-76
- 17.5 Vincent Jackson, 2005-11

Average per Catch, Season (minimum 35 rec.)

- 23.2 Lance Alworth, 1965
- 22.9 Gary Garrison, 1970
- 21.2 Gary Garrison, 1968, 1971

Highest, Game (minimum 5 rec.)

- 36.0 Lance Alworth, Nov. 2, 1963 at New York Jets
- 33.6 Lance Alworth, Nov. 15, 1964 at Kansas City
- 32.0 Lance Alworth, Dec. 19, 1965 vs. Oakland

RECEPTIONS

Most Seasons Leading League

- 3 Lance Alworth, 1966, 1968, 1969
- 2 Kellen Winslow, 1980, 1981

Most, Career

- 955 Antonio Gates, 2003-18
- 904 Keenan Allen, 2013-23
- 586 Charlie Joiner, 1976-86

Most, Season

- 108 Keenan Allen, 2023
- 107 Austin Ekeler, 2022
- 106 Keenan Allen, 2021

Most, Game

- 18 Keenan Allen, Sept. 24, 2023 at Minnesota
- 16 Keenan Allen, Nov. 22, 2020 vs. N.Y. Jets
- 15 Austin Ekeler, Oct. 6, 2019 vs. Denver
Keenan Allen, Sept. 13, 2015 vs. Detroit
Kellen Winslow, Oct. 7, 1984 at Green Bay

Most Consecutive Games With a Catch

- 96 Lance Alworth, 1962-69
- 80 Antonio Gates, 2003-08
- 78 Charlie Joiner, 1978-84

RECEIVING TOUCHDOWNS

Most Seasons Leading League

- 3 Lance Alworth, 1964, 1965, 1966
- 2 John Jefferson, 1978, 1980
- 1 Tony Martin, 1996
Wes Chandler, 1982

Most, Career

- 116 Antonio Gates, 2003-18
- 81 Lance Alworth, 1962-70
- 59 Keenan Allen, 2013-23

Most, Season

- 14 Tony Martin, 1996
Lance Alworth, 1965
- 13 Antonio Gates, 2004
John Jefferson, 1978, 1980
Lance Alworth, 1964, 1966
- 12 Antonio Gates, 2014
Gary Garrison, 1970

Most, Game

- 5* Kellen Winslow, Nov. 22, 1981 at Oakland
- 4 Lance Alworth, Dec. 1, 1968 at Denver
- 3 (14x) Last: D.Woodhead, Dec. 20, 2015 vs. Mia.

Most Consecutive Games

- 9 Antonio Gates, 2009-10
Lance Alworth, 1963
- 7 Lance Alworth, 1967
- 6 John Jefferson, 1980
Lance Alworth, 1964

SCRIMMAGE YARDS

Most Seasons Leading League

- 2 Lance Alworth, 1965, 1968
- 1 LaDainian Tomlinson, 2003

Most, Career

- 16,445 LaDainian Tomlinson, 2001-09
11,841 Antonio Gates, 2003-18
10,643 Keenan Allen, 2013-23

Most, Season

- 2,370 LaDainian Tomlinson, 2003
2,323 LaDainian Tomlinson, 2006
2,172 LaDainian Tomlinson, 2002

Most, Game

- 271 LaDainian Tomlinson, Dec. 1, 2002 vs. Den.
261 Melvin Gordon, Nov. 6, 2016 vs. Tennessee
260 LaDainian Tomlinson, Dec. 28, 2003 vs. Oak.
Wes Chandler, Dec. 20, 1982 vs. Cincinnati

Most Games 100 Yards or More, Career

- 79 LaDainian Tomlinson, 2001-09
44 Lance Alworth, 1962-70
39 Keenan Allen, 2013-23

Most Games 100 Yards or More, Season

- 14 LaDainian Tomlinson, 2006
11 LaDainian Tomlinson, 2003
10 Ryan Mathews, 2011
LaDainian Tomlinson, 2004
LaDainian Tomlinson, 2002

Most Consecutive Games, 100 Yards or More

- 11 LaDainian Tomlinson, 2006
6 Melvin Gordon, 2018
Ryan Mathews, 2011
LaDainian Tomlinson, 2007
LaDainian Tomlinson, 2004
5 Natrone Means, 1994
Lydell Mitchell, 1978

Most Games 200 Yards or More, Career

- 12 LaDainian Tomlinson, 2001-09
5 Lance Alworth, 1962-70
2 Lionel James, 1984-88
Wes Chandler, 1981-87

INTERCEPTIONS

Most Seasons Leading League

- 1 Casey Hayward, 2016
- Eric Weddle, 2011
- Antonio Cromartie, 2007

Most, Career

- 42 Gill Byrd, 1983-92
29 Dick Harris, 1960-65
26 Rodney Harrison, 1994-2002

Most, Season

- 10 Antonio Cromartie, 2007
9 Charlie McNeil, 1961
8 (4x) Last: Ryan McNeil, 2001

Most, Game

- 3 Antonio Cromartie, Nov. 11, 2007 vs. Ind.
Wayne Harper, Nov. 27, 1995 vs. Oakland
Pete Shaw, Nov. 2, 1980 at Cincinnati
Clarence Duren, Oct. 30, 1977 at Miami
Chris Fletcher, Nov. 30, 1975 at Denver (OT)
Joe Beauchamp, Sept. 24, 1972 vs. Denver
Leslie "Speedy" Duncan, Sept. 25, 1966 at Oak.
Bud Whitehead, Oct. 10, 1965 at Buffalo
Dick Harris, Nov. 17, 1963 at Buffalo
C.McNeil, Sept. 24, 1961 vs. Houston Oilers
C.McNeil, Dec. 18, 1960 vs. Titans of N.Y.
2 (86x) Last: Kyzir White, Oct. 17, 2021 at Bal.

Most Consecutive Games

- 5 Charlie McNeil, 1961
4 Greg Jackson, 1998
Gill Byrd, 1989
Mike Fuller, 1977
Bryant Salter, 1972
3 (18x) Last: Stephen Cooper, 2008

INTERCEPTION RETURN YARDS

Most Seasons Leading League

- 1 Vencie Glenn, 1987
- Charlie McNeil, 1961

Most, Career

- 546 Gill Byrd, 1983-92
502 Charlie McNeil, 1960-64
477 Kenny Graham, 1964-69

Most, Season

- 349 Charlie McNeil, 1961
224 Stanley Richard, 1994
166 Vencie Glenn, 1987

Most, Game

- 177* Charlie McNeil, Sept. 24, 1961 vs. Hou. Oilers
106 Woodrow Lowe, Nov. 18, 1979 vs. Pittsburgh
103 Vencie Glenn, Nov. 29, 1987 vs. Denver

Longest Return

- 103t Vencie Glenn, Nov. 29, 1987 vs. Denver
102t Donald Frank, Oct. 31, 1993 at L.A. Raiders
100t Leslie "Speedy" Duncan, Oct. 15, 1967 vs. K.C.

INTERCEPTION TOUCHDOWNS

Most Seasons Leading League

- 1 Clinton Hart, 2005
- Jeffery Dale, 1985
- John Hendy, 1985
- Gill Byrd, 1984
- Woodrow Lowe, 1979
- Fred Dean, 1977
- Leroy Jones, 1977
- Kenny Graham, 1969
- Joe Beauchamp, 1968
- Earl Faison, 1964
- Henry Schmidt, 1964
- Claude Gibson, 1962
- Dick Harris, 1961

Most, Career

- 5 Kenny Graham, 1964-69
Dick Harris, 1960-65
4 Woodrow Lowe, 1976-86
3 Eric Weddle, 2007-15
Joe Beauchamp, 1966-75

Most, Season

- 3 Dick Harris, 1961
2 (9x) Last: Demorrio Williams, 2012
1 (77x) Last: Bryce Callahan, 2022

Most, Game

- 1 (98x) Last: B.Callahan, Dec. 4, 2022 at L.V.

SACKS

Most Seasons Leading League

- 1 Shawne Merriman, 2006

Most, Career

- 105.5 Leslie O'Neal, 1986-95
69.5 Shaun Phillips, 2004-12
69.0 Joey Bosa, 2016-24

Most, Season

- 17.5 Gary Johnson, 1980
17.0 Khalil Mack, 2023
Shawne Merriman, 2006
Leslie O'Neal, 1992
Steve DeLong, 1969
15.5 Fred Dean, 1978

Most, Game (since 1982)

- 6.0 Khalil Mack, Oct. 1, 2023 vs. Las Vegas
5.0 Leslie O'Neal, Nov. 16, 1986 vs. Dallas
4.0 Antwan Barnes, Dec. 18, 2011 vs. Baltimore
Shaun Phillips, Oct. 3, 2010 vs. Arizona
Leslie O'Neal, Oct. 22, 1995 at Seattle
Leslie O'Neal, Dec. 6, 1992 at Phoenix
Leslie O'Neal, Dec. 22, 1991 vs. Denver

PUNTS

Most Seasons Leading League

- 1 Paul Maguire, 1962

Most, Career

- 771 Darren Bennett, 1995-2003
756 Mike Scifres, 2003-15
519 Dennis Partee, 1968-75

Most, Season

- 95 Darren Bennett, 1998
92 Darren Bennett, 2000
89 Darren Bennett, 1997, 1999

Most, Game

- 11 (5x), Last: D.Bennett, Oct. 11, 1998 at Oak.
10 (10x) Last: D.Kaser, Nov. 12, 2017 at Jax.
9 (14x), Last: D.Kaser, Dec. 24, 2017 at N.Y. Jets

PUNT YARDS

Most Seasons Leading League

- 1 Paul Maguire, 1962

Most, Career

- 34,152 Mike Scifres, 2003-15
33,776 Darren Bennett, 1995-2003
21,417 Dennis Partee, 1968-75

Most, Season

- 4,248 Darren Bennett, 2000
4,174 Darren Bennett, 1998
3,972 Darren Bennett, 1997

Most, Game

- 522 Darren Bennett, Oct. 11, 1998 at Oakland
493 Mike Scifres, Nov. 18, 2012 at Denver
492 Dennis Partee, Nov. 10, 1974 at Kansas City

Longest Punt

- 83 JK Scott, Dec. 10, 2023 vs. Denver
82 Paul Maguire, Nov. 19, 1961 vs. Dallas Texans
73 Dennis Partee, Oct. 17, 1971 at Denver

PUNTING AVERAGE

Most Seasons Leading League (min. 50 punts)

- 1 Darren Bennett, 2000

Highest, Career (minimum 100 punts)

- 47.4 Drew Kaser, 2016-18
46.5 Ty Long, 2019-21
45.4 JK Scott, 2022-24
45.2 Mike Scifres, 2003-15

Highest, Season (minimum 50 punts)

- 48.3 Mike Scifres, 2012
48.1 Drew Kaser, 2017
46.8 Ty Long, 2020

Highest, Game (minimum 4 punts)

- 59.5 Mike Scifres, Oct. 17, 2010 at St. Louis
Darren Bennett, Oct. 1, 1995 at Pittsburgh
57.4 JK Scott, Dec. 10, 2023 vs. Denver
57.0 Drew Kaser, Oct. 30, 2016 at Denver
Mike Scifres, Oct. 19, 2014 vs. Kansas City
Darren Bennett, Sept. 17, 2000 at Kansas City

PUNT RETURN YARDS

Most Seasons Leading League

- 1 Leslie "Speedy" Duncan, 1965

Most, Career

- 2,388 Mike Fuller, 1975-80
1,651 Leslie "Speedy" Duncan, 1964-70
1,407 Darrien Gordon, 1993-96

Most, Season

- 537 Darrien Gordon, 1996
489 Eric Metcalf, 1997
475 Darrien Gordon, 1994

Most, Game

- 168 Eric Metcalf, Nov. 2, 1997 at Cincinnati
136 Mike Fuller, Nov. 21, 1976 at Buffalo
133 Andre Coleman, Sept. 17, 1995 at Philadelphia

Longest Return

- 95t Leslie "Speedy" Duncan, Nov. 24, 1968 vs. NYJ
90t Darrien Gordon, Sept. 25, 1994 at L.A. Raiders
88t Andre Coleman, Sept. 17, 1995 at Philadelphia
Mike Fuller, Oct. 9, 1977 at New Orleans

PUNT RETURN AVERAGE

Most Seasons Leading League (min. 20 ret.)

- 1 Derius Davis, 2023
- Ron Smith, 1973
- Leslie "Speedy" Duncan, 1965

Highest, Career (minimum 50 ret.)

- 13.7 Darrien Gordon, 1993-96
- 12.0 Leslie "Speedy" Duncan, 1964-70
- 11.3 Mike Fuller, 1975-80

Highest, Season (minimum 20 ret.)

- 16.0 Derius Davis, 2023
- 15.5 Leslie "Speedy" Duncan, 1965
- 14.9 Darrien Gordon, 1996

PUNT RETURN TOUCHDOWNS

Most Seasons Leading League

- 2 Leslie "Speedy" Duncan, 1965, 1966
- 1 Derius Davis, 2023
- Desmond King, 2018
- Eric Metcalf, 1997
- Andre Coleman, 1995
- Darrien Gordon, 1994
- Nate Lewis, 1990
- Kitrick Taylor, 1990
- Ron Smith, 1973

Most, Career

- 4 Leslie "Speedy" Duncan, 1964-70
- 3 Eric Metcalf, 1997
- Darrien Gordon, 1993-96
- 2 (5x) Last: Desmond King, 2017-19

Most, Season

- 3 Eric Metcalf, 1997
- 2 (3x) Last: Darrien Gordon, 1994
- 1 (20x) Last: Derius Davis, 2023

Most, Game

- 2* Eric Metcalf, Nov. 2, 1997 at Cincinnati
- 1 (26x) Last: Derius Davis, Nov. 6, 2023 at NYJ

PUNT RETURNS

Most, Career

- 212 Mike Fuller, 1975-80
- 138 Leslie "Speedy" Duncan, 1964-70
- 124 Lionel James, 1984-88

Most, Season

- 46 Mike Fuller, 1979
- 45 Eric Metcalf, 1997
- 39 Mike Fuller, 1978

Most, Game

- 8 (4x) Last: Leon Johnson, Dec. 7, 2003 at Det.
- 7 (4x) Last: M.Fuller, Dec. 17, 1978 at Hou. Oilers
- 6 (9x) Last: J.Herndon, Dec. 20, 2015 vs. Mia.

Most Fair Catches, Season

- 29 Derius Davis, 2023
- 25 Travis Benjamin, 2017
- 24 Kenny Graham, 1969

Most Fair Catches, Game

- 6 Derius Davis, Dec. 10, 2023 vs. Denver
- Phil McConkey, Dec. 17, 1989 at Kansas City
- 5 Travis Benjamin, Oct. 22, 2017 vs. Denver
- Jeff Graham, Sept. 3, 2000 at Oakland
- Kenny Graham, Oct. 4, 1969 vs. Cincinnati

KICKOFF RETURN YARDS

Most Seasons Leading League

- 1 Ronney Jenkins, 2001
- Lionel James, 1984
- James Brooks, 1982

Most, Career

- 6,469 Darren Sproles, 2005-10
- 3,997 Ronney Jenkins, 2000-02
- 3,914 Andre Coleman, 1994-96

Most, Season

- 1,541 Ronney Jenkins, 2001
- 1,531 Ronney Jenkins, 2000
- 1,528 Darren Sproles, 2005

Most, Game

- 250 Ronney Jenkins, Nov. 18, 2001 at Oakland
- 221 Ronney Jenkins, Sept. 10, 2000 vs. N.O.
- 215 Richard Goodman, Jan. 1, 2012 at Oakland

Longest Return

- 105t Richard Goodman, Jan. 1, 2012 at Oakland
- 103t Darren Sproles, Sept. 14, 2008 at Denver
- Keith Lincoln, Sept. 16, 1962 vs. Titans of N.Y.
- 101t Andre Roberts, Jan. 2, 2022 vs. Denver

KICKOFF RETURN AVERAGE

Most Seasons Leading League (min. 10 ret.)

- 1 Jimmy Warren, 1964

Highest, Career (minimum 75 ret.)

- 25.3 Leslie "Speedy" Duncan, 1964-70
- 25.1 Darren Sproles, 2005-10
- 24.2 Ronney Jenkins, 2000-02

Highest, Season (minimum 10 ret.)

- 32.8 Andre Roberts, 2021
- 29.7 Antonio Cromartie, 2006
- 28.9 Nasir Adderley, 2020

KICKOFF RETURN TOUCHDOWNS

Most Seasons Leading League

- 2 Anthony Miller, 1988, 1989
- 1 Richard Goodman, 2011
- Ronney Jenkins, 2001
- Andre Coleman, 1995
- Nate Lewis, 1991
- Jamie Holland, 1988
- Keith Lincoln, 1962

Most, Career

- 4 Andre Coleman, 1994-96
- 3 Ronney Jenkins, 2000-02
- 2 Darren Sproles, 2005-10
- Anthony Miller, 1988-93

Most, Season

- 2 Ronney Jenkins, 2001
- Andre Coleman, 1995
- Andre Coleman, 1994
- 1 (14x) Last: Andre Roberts, 2021

Most, Game

- 1 (20x) Last: A.Roberts, Jan. 2, 2022 vs. Den.

KICKOFF RETURNS

Most Seasons Leading League

- 1 Lionel James, 1984
- James Brooks, 1982

Most, Career

- 258 Darren Sproles, 2005-10
- 166 Andre Coleman, 1994-96
- 165 Ronney Jenkins, 2000-02

Most, Season

- 67 Ronney Jenkins, 2000
- 63 Darren Sproles, 2005
- 62 Andre Coleman, 1995

Most, Game

- 8 (5x) Last: Darren Sproles, Oct. 26, 2008 at N.O. in London
- 7 (13x) Last: D.Sproles, Oct. 19, 2009 vs. Den.
- 6 (36x) Last: R.Goodman, Jan. 1, 2012 at Oak.

COMBINED KICK & PUNT RETURN YARDS

Most Seasons Leading League

- 1 James Brooks, 1982
- Leslie "Speedy" Duncan, 1965

Most, Career

- 7,404 Darren Sproles, 2005-10
- 5,037 Leslie "Speedy" Duncan, 1964-70
- 4,240 Andre Coleman, 1994-96

Most, Season

- 1,737 Andre Coleman, 1995
- 1,636 Darren Sproles, 2005
- 1,625 Darren Sproles, 2008

COMBINED KICK & PUNT RETURNS

Most Seasons Leading League

- 1 Leslie "Speedy" Duncan, 1965

Most, Career

- 372 Darren Sproles, 2005-10
- 289 Mike Fuller, 1975-80
- 272 Leslie "Speedy" Duncan, 1964-70

Most, Season

- 90 Andre Coleman, 1995
- 81 Darren Sproles, 2005
- 80 Darren Sproles, 2009

SERVICE

Most Seasons

- 17 David Binn, 1994-2010
- 16 Philip Rivers, 2004-19
- Antonio Gates, 2003-18
- 15 Dan Fouts, 1973-87
- Russ Washington, 1968-82
- 14 Don Macek, 1976-89
- Doug Wilkerson, 1971-84

Most Games

- 256 David Binn, 1994-10
- 236 Antonio Gates, 2003-18
- 228 Philip Rivers, 2004-19
- 200 Junior Seau, 1990-2002
- Russ Washington, 1968-82

Most Consecutive Games

- 225 Philip Rivers, 2005-19
- 179 David Binn, 1994-10
- 178 Russ Washington, 1968-80

Most Consecutive Starts

- 224 Philip Rivers, 2006-19
- 148 Russ Washington, 1970-80
- 140 Walt Sweeney, 1964-73

TEAM RECORDS

*NFL Record | †strike-shortened 1982 season

GAMES WON

Most, Season

- 14 2006
- 13 2009
- 12 1961, 1979, 2004, 2018

Fewest, Season

- 1 2000
- 2 1973, 1975
- 4 1962, 1972, 1986, 1991, 1997, 2003, 2015

Most Consecutive

- 15 Nov. 27, 1960-Dec. 3, 1961
- 11 (3x) Last: Oct. 25, 2009-Jan. 3, 2010
- 8 (7x) Last: Oct. 25, 2004-Dec. 13, 2004

Most Consecutive at Home

- 10 Nov. 5, 1978-Nov. 25, 1979
- 9 (3x) Last: Sept. 17, 2006-Sept. 9, 2007
- 8 (4x) Last: Sept. 17, 2006-Dec. 31, 2006

Most Consecutive on Road

- 11 Oct. 2, 1960-Nov. 12, 1961
- 6 (4x) Last: Oct. 14, 2018 -Dec. 30, 2018
- 5 (5x) Last: Oct. 14, 2018 -Dec. 13, 2018

Most Consecutive at Start of Season

- 11 1961
- 6 1994
- 4 1966, 1980, 2002

GAMES LOST

Most, Season

- 15 2000
- 12 1975, 1986, 1991, 1997, 2003, 2015, 2023
- 11 1973, 1998, 2001, 2016, 2019

Fewest, Season

- 2 1961, 1965, 2006
- 3 2009, 1963, 1982†
- 4 1960, 1979, 2004, 2018

Most Consecutive

- 11 (2x) Last: Sept. 3, 2000-Nov. 19, 2000
- 9 (5x) Last: Dec. 4, 2016-Oct. 1, 2017
- 8 (9x) Last: Dec. 4, 2016-Sept. 24, 2017

Most Consecutive at Home

- 7 Nov. 13, 2016-Oct. 1, 2017
- 6 (2x) Last: Nov. 13, 2016-Sept. 24, 2017
- 5 (11x) Last: Nov. 12, 2023-Jan. 7, 2024

Most Consecutive on Road

- 11 Oct. 6, 1985-Oct. 26, 1986
- 8 (4x) Last: Sept. 3, 2000-Dec. 17, 2000
- 7 (7x) Last: Nov. 10, 2002-Oct. 5, 2003

Most Consecutive on Road w/o Victory (Ties incl.)

- 14 Nov. 22, 1970-Nov. 19, 1972

POINTS

Most Seasons Leading League

- 6 1963, 1965, 1981, 1982, 1985, 2006

Most, Season

- 492 2006
- 478 1981
- 474 2021

Most, Game

- 58 Dec. 22, 1963 vs. Denver
- 55 Nov. 22, 1981 at Oakland
- Oct. 20, 1968 vs. Denver
- 54 Nov. 19, 2017 vs. Buffalo

Most Game, Both Teams

- 98 Dec. 8, 1985 vs. Pittsburgh
- 93 Dec. 18, 1960 vs. Titans of New York
- 90 Nov. 12, 2006 at Cincinnati

Most, Half

- 42 Nov. 12, 2006 at Cincinnati (2nd half)
- 41 Nov. 5, 1961 vs. Titans of N.Y. (2nd half)
- 37 Nov. 19, 2017 vs. Buffalo (1st half)

Most, Quarter

- 28 Nov. 25, 2018 vs. Arizona (2nd quarter)
- Nov. 15, 1964 at K.C. (2nd quarter)
- Nov. 5, 1961 vs. Titans of N.Y. (3rd quarter)
- Sept. 24, 1961 vs. Houston Oilers (2nd quarter)

Most, Quarter, Both Teams

- 41 Nov. 21, 2021 vs. Pittsburgh (4th quarter)
- Oct. 10, 2021 vs. Cleveland (4th quarter)
- 38 Dec. 26, 2021 at Houston (4th quarter)
- Sept. 14, 2008 at Denver (2nd quarter)
- Oct. 19, 1986 at Kansas City (2nd quarter)
- Oct. 6, 1963 at Denver (2nd quarter)
- Oct. 7, 1961 at Boston (2nd quarter)

Fewest, Season

- 188 1973
- 189 1975
- 212 1974

Fewest, Game

- 0 (29x) Last: Dec. 6, 2020 vs. New England

Most Consecutive Games Not Shutout

- 240 Nov. 7, 1999-Nov. 2, 2014
- 114 Oct. 4, 1992-Oct. 24, 1999
- 105 Sept. 7, 1962-Oct. 26, 1969
- 98 Nov. 16, 2014-Nov. 29, 2020

TOUCHDOWNS

Most Seasons Leading League

- 6 1963, 1979, 1981, 1982, 1985, 2006

Most, Season

- 61 1981
- 60 1985
- 59 2006

Most, Game

- 8 Dec. 8, 1985 vs. Pittsburgh
- Nov. 22, 1981 at Oakland
- 7 (9x) Last: Oct. 10, 2021 vs. Cleveland
- 6 (37x) Last: Dec. 8, 2019 at Jacksonville

Fewest, Season

- 22 1973, 1975
- 23 1998
- 25 1977, 1999

POINTS AFTER TOUCHDOWN

Most Seasons Leading League

- 5 1965, 1981, 1982, 1985, 2006

Most, Season

- 58 2006
- 55 1981
- 54 2004

Most, Game

- 7 (7x) Last: Dec. 28, 2008 vs. Denver
- 6 (30x) Last: Dec. 8, 2019 at Jacksonville
- 5 (54x) Last: Nov. 12, 2023 vs. Detroit

Fewest, Season

- 19 1973, 1998
- 20 1975
- 21 1977

TWO-POINT CONVERSIONS

Most Seasons Leading League

- 4 2008, 2010, 2018, 2021

Most, Season

- 7 2021
- 6 2018
- 3 1994

Most, Game (since 1994)

- 2 Dec. 2, 2018 at Pittsburgh
- Sept. 9, 2018 vs. Kansas City
- Oct. 25, 2015 vs. Oakland
- 1 (39x) Last: Sept. 17, 2023 at Tennessee

Most Attempts, Season

- 11 2021
- 8 2018
- 7 1994

Most Attempts, Game (since 1994)

- 3 Dec. 26, 2021 at Houston
- Sept. 9, 2018 vs. Kansas City
- Sept. 4, 1994 at Denver
- 2 (6x) Last: Oct. 10, 2021 vs. Cleveland
- 1 (51x) Last: Sept. 8, 2024 vs. Las Vegas

FIELD GOALS

Most Seasons Leading League

- 2 1994, 2009

Most, Season

- 34 1994, 2013
- 32 2009
- 31 1993, 1999, 2022, 2023

Most, Game

- 6 (3x) Last: Oct. 5, 1997 at Oakland
- 5 (12x) Last: Dec. 23, 2023 vs. Buffalo
- 4 (39x) Last: Jan. 7, 2024 vs. Kansas City

Most Attempts, Season

- 43 2001
- 40 1993
- 38 1994

Most Attempts, Game

- 7 Oct. 8, 1966 at N.Y. Jets
- 6 (6x) Last: Nov. 19, 2017 vs. Buffalo
- 5 (28x) Last: Dec. 23, 2023 vs. Buffalo

Most, Game, Both Teams

- 9 Sept. 29, 1996 vs. Kansas City
- 8 Nov. 3, 1996 at Indianapolis
- Nov. 9, 1975 vs. New England
- 7 (17x) Last: Oct. 17, 2022 vs. Denver (OT)

Most Attempts, Game, Both Teams

- 10 (4x) Last: Dec. 12, 1999 vs. Seattle
- 9 (3x) Last: Dec. 1, 2002 vs. Denver
- 8 (24x) Last: Dec. 31, 2023 at Denver

Fewest Made, Season

- 6 1974
- 10 1976
- 12 1964, 1970, 1973, 1975

Fewest Attempts, Season

- 16 1974
- 19 1970
- 20 1962, 1976, 1988, 2003

FIRST DOWNS

Most Seasons Leading League (Total)

7 1965, 1969, 1980, 1981, 1982, 1983, 1985

Most, Season

401 2021
380 1985
379 1981

Most, Game

35 Oct. 19, 1986 at Kansas City
34 Nov. 18, 1984 vs. Miami (OT)
Dec. 20, 1982 vs. Cincinnati
33 Nov. 21, 2021 vs. Pittsburgh
Sept. 9, 2018 vs. Kansas City
Sept. 15, 2013 at Philadelphia
Oct. 31, 2004 vs. Oakland

Most, Game, Both Teams

62 Sept. 15, 1985 vs. Seattle
60 Sept. 10, 2023 vs. Miami
58 Dec. 29, 2002 vs. Seattle (OT)
Sept. 22, 1985 at Cincinnati
Nov. 18, 1984 vs. Miami (OT)

Fewest, Season

198 1973, 1975
208 1961
217 1962

Fewest, Game

3 Nov. 30, 1975 at Denver (OT)
5 Nov. 16, 2003 at Denver
Oct. 5, 1970 vs. Oakland
6 Dec. 24, 2000 vs. Pittsburgh
Nov. 22, 1987 at Seattle

Most Seasons Leading League (Rushing)

3 1963, 1965, 2006

Most by Rushing, Season

137 2006
131 2004
127 1965, 1981

Most by Rushing, Game

19 Nov. 27, 1960 vs. Oakland
18 Oct. 3, 1965 vs. Houston Oilers
17 (4x) Last: Sept. 10, 2023 vs. Miami

Fewest by Rushing, Game

0 Dec. 5, 2010 vs. Oakland
Nov. 14, 1999 at Oakland
1 (18x) Last: Oct. 29, 2023 vs. Chicago
2 (54x) Last: Oct. 16, 2023 vs. Dallas

Most Seasons Leading League (Passing)

7 1968, 1971, 1980, 1981, 1982, 1983, 1985

Most by Passing, Season

259 1985
256 2021
244 1980

Most by Passing, Game

27 Sept. 15, 1985 vs. Seattle
26 Oct. 18, 2015 at Green Bay
23 Dec. 20, 1982 vs. Cincinnati
Oct. 19, 1980 vs. N.Y. Giants

Fewest by Passing, Season

89 1975
93 1973
110 1961

Fewest by Passing, Game

0 Sept. 20, 1998 at Kansas City
1 Nov. 30, 1975 at Denver (OT)
2 (3x) Last: Nov. 16, 2003 at Denver

Most Seasons Leading League (Penalty)

2 1960, 1970

Most by Penalty, Season

39 2013, 2019
37 2004, 2014
36 2016, 2020

Most by Penalty, Game

7 Oct. 17, 2022 vs. Denver (OT)
Nov. 13, 2016 vs. Tennessee
Nov. 15, 1998 vs. Baltimore
Nov. 30, 1997 vs. Denver
6 (5x) Last: Nov. 30, 2014 at Baltimore
5 (23x) Last: Nov. 21, 2021 vs. Pittsburgh

Fewest by Penalty, Season

11 1975
12 1964
13 1968

NET YARDS GAINED

Most Seasons Leading League

8 1963, 1965, 1980, 1981, 1982, 1983, 1985, 2010

Most, Season

6,744 1981
6,634 2021
6,535 1985

Most, Game

661 Dec. 20, 1982 vs. Cincinnati
593 Nov. 10, 1985 vs. L.A. Raiders
581 Oct. 20, 1968 vs. Denver

Most, Game, Both Teams

1,102 Dec. 20, 1982 vs. Cincinnati
1,057 Oct. 20, 1968 vs. Denver
1,050 Sept. 15, 2013 at Philadelphia

Fewest, Season

3,411 1975
3,622 1973
3,953 1970

Fewest, Game

70 Nov. 2, 1969 at Denver
93 Oct. 5, 1975 vs. Oakland
96 Nov. 16, 2003 at Denver

Most Total Offensive Plays, Season

1,154 1984, 2022
1,135 1980
1,129 1981

Fewest Total Offensive Plays, Season

617 1982[†]
753 1963
759 1964

RUSHING

Most Seasons Leading League (Attempts)

1 1965

Most Attempts, Season

590 1978
525 2004
522 2006

Most Attempts, Game

58 Nov. 20, 1977 vs. Oakland
53 Dec. 16, 2007 vs. Detroit
Sept. 10, 1978 vs. Oakland
Dec. 3, 1972 vs. Oakland
52 Nov. 27, 1960 vs. Oakland

Fewest Attempts, Season

267 1982[†]
351 2000
361 1966

Most Seasons Leading League (Yards)

2 1963, 1965

Most Yards, Season

2,578 2006
2,257 1990
2,248 1991

Most Yards, Game

289 Dec. 28, 2008 vs. Denver
287 Oct. 13, 1963 vs. N.Y. Jets
274 Dec. 16, 2007 vs. Detroit

Fewest Yards, Game

2 Dec. 17, 1961 vs. Boston
3 Nov. 19, 1961 vs. Dallas Texans
11 Nov. 20, 1960 vs. Buffalo

Most Seasons Leading League (Touchdowns)

4 1961, 1981, 1982, 2006

Most Touchdowns, Season

32 2006
26 1981
25 1979

Fewest Touchdowns, Season

4 2012, 2015
5 1997
6 2014

Most Touchdowns, Game

5 (4x) Last: Dec. 28, 2008 vs. Denver
4 (22x) Last: Dec. 25, 2009 at Tennessee
3 (49x) Last: Sept. 10, 2023 vs. Miami

RUSHING AVERAGE

Most Seasons Leading League

6 1960, 1963, 1965, 1969, 1991, 2003

Most, Season

5.6 1963
5.1 2003
4.9 2006

Highest, Game

8.52 Dec. 24, 1967 vs. N.Y. Jets
8.44 Dec. 22, 1963 vs. Denver
8.26 Nov. 5, 2006 vs. Cleveland

PASSING

Most Seasons Leading League (Attempts)

3 1968, 1984, 1985

Most Attempts, Season

711 2022

674 2021

667 2015

Most Attempts, Game

65 Oct. 18, 2015 at Green Bay

Oct. 19, 1986 at Kansas City

64 Jan. 9, 2022 at Las Vegas (OT)

58 Oct. 25, 2015 vs. Oakland

Dec. 22, 1985 at Kansas City

Fewest Attempts, Season

337 1975

338 1982[†]

349 1974

Fewest Attempts, Game

6 Dec. 19, 2004 at Cleveland

10 Dec. 18, 1988 vs. Kansas City

11 (2x) Last: Oct. 28, 2007 vs. Houston

Most Seasons Leading League (Completions)

3 1983, 1984, 1985

Most Completions, Season

485 2022

443 2021

442 2015

Most Completions, Game

43 Oct. 18, 2015 at Green Bay

41 Sept. 24, 2023 at Minnesota

39 Dec. 11, 2022 vs. Miami

Fewest Completions, Game

1 at Kansas City Sept. 20, 1998

3 vs. Oakland Oct. 5, 1975

4 at Cleveland Dec. 19, 2004

vs. Kansas City Nov. 2, 1986

Most Seasons Leading League (Net Yards)

11 1965, 1968, 1971, 1978, 1979, 1980, 1981, 1982,
1983, 1985, 2017

Most Net Yards Gained, Season

4,870 1985

4,800 2021

4,739 1981

Most Net Yards Gained, Game

494 Sept. 15, 1985 vs. Seattle

488 Oct. 18, 2015 at Green Bay

486 Dec. 20, 1982 vs. Cincinnati

Fewest Net Yards Gained, Season

1,610 1975

1,808 1973

2,244 1977

Fewest Net Yards Gained, Game

-22 Oct. 5, 1975 vs. Oakland

-19 Sept. 20, 1998 at Kansas City

7 Sept. 16, 1973 at Washington

Most Seasons Leading League (Touchdowns)

5 1971, 1981, 1982, 1985, 2008

Most Touchdowns, Season

38 2021

37 1985

34 1981, 2008

Fewest Touchdowns, Season

7 1975

9 1973

11 1977, 1988, 1998

Most Touchdowns, Game

7* Nov. 22, 1981 at Oakland

5 (9x) Last: Oct. 31, 2004 vs. Oakland

4 (35x) Last: Nov. 12, 2023 vs. Detroit

Most Seasons Leading League (Fewest INTs)

2 1966, 2004

Most Had Intercepted, Season

34 1962, 1998

33 1968, 1983, 1986

30 1964, 1973, 1978, 1985, 2000

Most Had Intercepted, Game

7 Dec. 13, 1998 at Seattle

Dec. 8, 1968 vs. Kansas City

6 (6x) Last: Oct. 24, 1999 vs. Green Bay

5 (14x) Last: Dec. 27, 1987 at Denver

Fewest Had Intercepted, Season

8 2004, 2023

9 2006

10 2009, 2020, 2022

SACKED ATTEMPTING TO PASS

Most Seasons Leading League (Least Sacked)

5 1963, 1964, 1967, 1968, 2017

Most Times, Season

57 1970

53 2000

51 1997

Fewest Times, Season

11 1967

12 1982[†]

18 1968, 2017

Most Times Sacked Opponent, Season

62 1986

61 2006

60 1980

Most Times Sacked Opponent, Game

11 Dec. 23, 2012 at N.Y. Jets

Nov. 16, 1986 vs. Dallas

10 Sept. 24, 1978 vs. Green Bay

9 (5x) Last: Dec. 24, 2016 at Cleveland

INTERCEPTIONS

Most Seasons Leading League (Interceptions)

3 1961, 2007, 2016

Most, Season

49* 1961

31 1969

30 1964, 2007

Most, Game

6 (6x) Last: vs. Indianapolis Nov. 11, 2007

5 (9x) Last: vs. Buffalo Nov. 19, 2017

4 (30x) Last: at Indianapolis Nov. 28, 2010

Most, Game, Both Teams

10 Dec. 13, 1998 at Seattle

9 Sept. 21, 1980 at Denver

Nov. 1, 1964 at Oakland

8 (11x) Last: Nov. 11, 2007 vs. Indianapolis

Fewest, Season

7 2014

9 1970, 2023

10 2005

Most Consecutive Games

46* 1960-63

Most Seasons Leading League (Return Yards)

2 1961, 1964

Most Yards Returned, Season

929* 1961

562 1979

499 1984

Most Yards Returned, Game

194 Sept. 24, 1961 vs. Houston Oilers

174 Oct. 29, 1961 vs. Denver

171 Nov. 18, 1979 vs. Pittsburgh

Fewest Yards Returned, Season

31 2023

65 2014

90 1970

Most Seasons Leading League (Return TDs)

1 1961

Most Touchdowns by Returns, Season

9* 1961

5 2012

4 1984, 2000

Most Touchdowns by Returns, Game

2 Nov. 28, 2010 at Indianapolis

Oct. 29, 1961 vs. Denver

1 (93x) Last: Dec. 4, 2022 at Las Vegas

PUNTS

Most, Season

95 1998
92 2000
90 1997

Most, Game

11 (5x) Last: Oct. 11, 1998 at Oakland
10 (11x) Last: Nov. 12, 2017 at Jacksonville
9 (12x) Last: Dec. 24, 2017 at N.Y. Jets

Fewest, Season

23 1982[†]
45 1972
47 2011

Fewest, Game

0 (8x) Last: Sept. 19, 2021 vs. Dallas
1 (38x) Last: Oct. 9, 2022 at Cleveland
2 (84x) Last: Nov. 12, 2023 vs. Detroit

Fewest, Game, Both Teams

1 (3x) Last: Sept. 19, 2021 vs. Dallas
2 (9x) Last: Dec. 16, 2021 vs. Kansas City
3 (18x) Last: Nov. 12, 2023 vs. Detroit

PUNT YARDS

Most Seasons Leading League (Yards)

1 1962

Most, Season

4,248 2000
4,174 1998
3,972 1997

Most, Game

522 Oct. 11, 1998 at Oakland
493 Nov. 18, 2012 at Denver
492 Nov. 10, 1974 at Kansas City

Fewest, Season

868 1982[†]
1,813 1972
2,123 2021

Most Seasons Leading League (Average)

4 1960, 1969, 1987, 2000

Highest Average, Season

48.1 2017
47.7 2024
47.5 2011
47.0 2019

Lowest Average, Season

36.3 1978
36.5 1979
36.8 1975

PUNT RETURNS

Most Seasons Leading League (Returns)

1 1965

Most, Season

57 1978
52 1979
49 2003

Most, Game

8 (4x) Last: Dec. 7, 2003 at Detroit
7 (7x) Last: Dec. 7, 1978 at Houston
6 (13x) Last: Dec. 20, 2015 vs. Miami

Fewest, Season

12 1982[†]
18 2021
20 2015

Most Seasons Leading League (Fair Catches)

3 1968, 1969, 1991

Most Fair Catches, Season

32 1969
29 2023
26 2015, 2017

Most Fair Catches, Game

6 (3x) Last: Dec. 10, 2023 vs. Denver
5 (3x) Last: Sept. 3, 2000 at Oakland
4 (14x) Last: Jan. 7, 2024 vs. Kansas City

Fewest Fair Catches, Season

0 1960, 1961, 1962, 1963, 1964, 1965, 1975
1 1976
3 1977

PUNT RETURN YARDS

Most Seasons Leading League (Return Yards)

1 1965

Most, Season

590 1978
559 1996
542 1998

Most, Game

168 Nov. 2, 1997 at Cincinnati
151 Sept. 20, 1965 vs. Kansas City
139 Nov. 5, 1961 vs. Titans of N.Y.

Fewest, Season

84 2015
100 2020
107 2021

Most Seasons Leading League (Average)

3 1965, 1966, 1973

Highest Average, Season

16.0 2023
15.5 1961
14.7 1996

Lowest Average, Season

4.2 2015
5.4 2019
5.6 1970, 2020

PUNT RETURN TOUCHDOWNS

Most Seasons Leading League

8 1965, 1973, 1990, 1994, 1995, 1997, 2018, 2023

Most, Season

3 1997
2 1965, 1973, 1990, 1994
1 (17x) Last: 2023

Most, Game

2[†] Nov. 2, 1997 at Cincinnati
1 (26x) Last: Nov. 6, 2023 at N.Y. Jets

KICKOFF RETURNS

Most Seasons Leading League

2 1982, 2003

Most, Season

84 2003
83 2000
75 1997

Most, Game

9 (7x) Last: Nov. 3, 2002 vs. N.Y. Jets
8 (15x) Last: Oct. 26, 2008 at N.O. in London
7 (51x) Last: Sept. 26, 2010 at Seattle

Most, Game, Both Teams

17 Dec. 8, 1985 vs. Pittsburgh
16 Dec. 18, 1960 vs. Titans of New York
15 (3x) Last: Oct. 2, 1983 at N.Y. Giants

KICKOFF RETURN YARDS

Most Seasons Leading League (Return Yards)

1 1962

Most, Season

1,804 2003
1,792 2000
1,716 2001

Most, Game

269 Nov. 18, 2001 at Oakland
242 Oct. 21, 1973 vs. Atlanta
232 Dec. 13, 1964 vs. Kansas City

Fewest, Season

390 2023
474 2017
508 2016

Most Seasons Leading League (Average)

3 1988, 1990, 2001

Highest Average, Season

26.0 2001
25.6 2011
25.5 2007

Lowest Average, Season

16.5 1961
17.5 1986
18.0 1992

KICKOFF RETURN TOUCHDOWNS

Most Seasons Leading League

6 1988, 1989, 1991, 1995, 2001, 2011

Most, Season

2 1988, 1994, 1995, 2001
1 1962, 1985, 1989, 1991, 1997, 2000, 2004, 2007, 2008, 2011, 2012, 2021

Most, Game

1 (20x) Last: Jan. 2, 2022 vs. Denver

PENALTIES

Most Seasons Leading League (Penalties)

4 1962, 1964, 1965, 1981

Most, Season

137 1998
129 1997
128 1981

Most, Game

19 Nov. 16, 1997 at Kansas City
16 Nov. 15, 1998 vs. Baltimore
15 Nov. 3, 1997 at Indianapolis

Fewest, Season

63 1969
64 1982[†]
68 1966

Fewest, Game

0 (5x) Last: Oct. 9, 2011 at Denver
1 (31x) Last: Jan. 7, 2024 vs. Kansas City
2 (41x) Last: Dec. 10, 2023 vs. Denver

Most Seasons Leading League (Penalty Yards)

3 1960, 1961, 1966

Most Yards, Season

1,229 1998
1,101 1997
1,039 1988

Most Yards, Game

148 Oct. 13, 1963 vs. N.Y. Jets
146 Nov. 15, 1998 vs. Baltimore
Nov. 16, 1997 at Kansas City
138 Nov. 16, 1981 at Seattle

FUMBLES

Most Seasons Leading League (Fewest Fumbles)

4 1963, 1966, 1993, 2021

Most, Season

44 1985
42 1983
40 1972, 1973, 1980

Most, Game

9 Sept. 24, 1978 vs. Green Bay
7 Sept. 30, 1973 vs. Cincinnati
6 (5x) Last: Dec. 13, 1987 vs. Pittsburgh

Most by Opponent, Game

9 Nov. 15, 1964 at Kansas City
7 (3x) Last: Sept. 9, 2001 vs. Washington
6 (6x) Last: Dec. 9, 1995 vs. Arizona

Most, Game, Both Teams

11 (3x) Last: Oct. 13, 1985 vs. Kansas City
10 (5x) Last: Nov. 25, 1990 vs. Seattle
9 (7x) Last: Sept. 9, 2001 vs. Washington

Fewest, Season

10 2021
13 1993
14 2009, 2013

Most Seasons Leading League (Fewest Lost Fum.)

5 1963, 1966, 1970, 1979, 1993

Most Lost, Season

22 1980, 1981, 1983
21 1973, 1978
20 1972, 1987, 2000

Most Lost, Game

6 Sept. 24, 1978 vs. Green Bay
4 (11x) Last: Dec. 14, 2023 at Las Vegas
3 (41x) Last: Nov. 26, 2023 vs. Baltimore

Most Own Recovered, Season

25 1985
21 1979
20 1972, 1973, 1975, 1983

Most Own Recovered, Game

5 (5x) Last: Dec. 26, 1999 vs. Oakland
4 (7x) Last: Sept. 14, 2014 vs. Seattle
3 (43x) Last: Nov. 6, 2023 at N.Y. Jets

Fewest Own Recovered, Season

3 2021
4 1963, 2013
7 1989, 2009

Most Opponents Recovered, Season

22 1986
18 1973, 1979, 1980, 1981, 2007
17 1960, 1961, 1963, 1983, 1984

Fewest Opponents Recovered, Season

3 2019
4 2011
5 1963

POINTS ALLOWED

Most Seasons Leading League (Fewest Points)

2 1961, 1963

Most, Season

462 1983
459 2021
441 2003

Most, Game

63 Dec. 14, 2023 at Las Vegas
57 Oct. 1, 2000 at St. Louis
52 Nov. 25, 1984 at Pittsburgh

Most, Quarter

31 Dec. 8, 1963 at Oakland (4th quarter)
30 Nov. 20, 1983 at St. Louis Cardinals (2nd quarter)
28 (5x) Last: Nov. 28, 1999 at Min. (2nd quarter)

Fewest, Season

205 1977
219 1961
221 1982[†]

Fewest, Game

0 (19x) Last: Dec. 3, 2023 at New England
3 (18x) Last: Sept. 15, 2024 at Carolina
6 (20x) Last: Nov. 6, 2023 at N.Y. Jets

FIRST DOWNS ALLOWED

Most Seasons Leading League (Fewest Total)

1 2010

Most, Season

383 2021
365 1981
364 1985

Most, Game

34 Sept. 14, 2008 at Denver
Dec. 29, 2002 vs. Seattle
Nov. 19, 2000 at Denver

33 Sept. 26, 2021 at Kansas City
Sept. 23, 2018 at L.A. Rams
Nov. 23, 2003 vs. Cincinnati

32 Oct. 4, 2009 at Pittsburgh

Fewest, Season

190 1965
196 1982[†]
224 1962

Fewest, Game

5 Dec. 12, 2010 vs. Kansas City
Sept. 19, 1976 at Tampa Bay
6 Oct. 11, 1998 at Oakland

Oct. 22, 1961 at Oakland

7 (6x) Last: Sept. 15, 2024 at Carolina

Most by Rushing, Season

154 1975
144 2021
143 1971

Most by Rushing, Game

19 (3x) Last: Nov. 22, 1987 at Seattle
17 Sept. 23, 1962 vs. Houston
16 Oct. 16, 1977 vs. New England

Dec. 18, 1966 vs. Kansas City

Fewest by Rushing, Season

54 1965
65 1982[†]
71 1969

Fewest by Rushing, Game

0 (5x) Last: Nov. 28, 2010 at Indianapolis
1 (25x) Last: Sept. 8, 2024 vs. Las Vegas
2 (47x) Last: Nov. 6, 2023 at N.Y. Jets

Most Seasons Leading League (Fewest Passing)

1 2014

Most by Passing, Season

218 1985
216 1981
213 2008

Most by Passing, Game

24 Nov. 19, 2000 at Denver
23 Sept. 10, 2023 vs. Miami
Sept. 18, 2011 at New England
22 (4x) Last: Nov. 15, 2009 vs. Philadelphia

Fewest by Passing, Season

105 1977
114 1971
116 1965

Fewest by Passing, Game

1 (3x) Last: Dec. 28, 2003 vs. Oakland
2 (6x) Last: Dec. 19, 2004 at Cleveland
3 (13x) Last: Sept. 15, 2024 at Carolina

Most Seasons Leading League (Fewest Penalty)

1 1992

Most by Penalty, Season

41 2000, 2004, 2014
40 2021
35 1981, 1997, 1998

Most by Penalty, Game

7 Sept. 24, 2023 at Minnesota
Nov. 5, 2006 vs. Cleveland
6 (9x) Last: Sept. 24, 2017 vs. Kansas City
5 (23x) Last: Jan. 9, 2022 at Las Vegas (OT)

Fewest by Penalty, Season

12 1982[†]
13 1969, 1992
14 1976

NET YARDS ALLOWED

Most Seasons Leading League (Fewest Net Yards)

4 1961, 1965, 1998, 2010

Most, Season

6,265 1985
6,170 2023
6,136 1981

Most, Game

614 Oct. 1, 2000 at St. Louis
591 Dec. 29, 2002 vs. Seattle
553 Sept. 22, 1996 at Oakland

Fewest, Season

3,253 1982[†]
3,268 1965
3,652 1977

Fewest, Game

58 Oct. 22, 1961 at Oakland
67 Dec. 12, 2010 vs. Kansas City
99 Nov. 1, 1992 vs. Indianapolis

RUSHING ALLOWED

Most Seasons Leading League (Fewest Att.)

3 1965, 1979, 2004

Most Attempts, Season

606 1975
559 1973
552 1983

Most Attempts, Game

61 Oct. 25, 1981 at Chicago (OT)
60 Nov. 30, 1975 at Denver (OT)
59 Sept. 18, 1977 at Oakland

Fewest Attempts, Season

230 1982[†]
306 1965
355 2004

Fewest Attempts, Game

9 Dec. 16, 2007 vs. Detroit
Sept. 7, 1986 vs. Miami
10 (2x) Last: Sept. 16, 2012 vs. Tennessee
11 (6x) Last: Nov. 3, 2019 vs. Green Bay

Most Seasons Leading League (Fewest Yards)

3 1965, 1998, 2005

Most Yards, Season

2,478 2022
2,442 1975
2,403 1966

Most Yards, Game

378 Nov. 4, 2007 at Minnesota
355 Dec. 20, 2014 at San Francisco
328 Nov. 30, 1975 at Denver (OT)

Fewest Yards, Season

961 1982[†]
1,094 1965
1,140 1998

Fewest Yards, Game

2 Oct. 22, 1961 at Oakland
11 Dec. 21, 2000 at Carolina
13 Oct. 5, 1997 at Oakland

Most Seasons Leading League (Fewest TDs)

2 1961, 1963

Most Touchdowns, Season

26 1983
25 1971, 1981, 1985
23 1973, 1984

Fewest Touchdowns, Season

7 1961, 1965
8 1999, 2011
10 (12x) Last: 2012

Most Touchdowns, Game

5 Oct. 21, 1973 vs. Atlanta
Sept. 18, 1960 at Houston
4 (11x) Last: Nov. 3, 2013 at Washington
3 (51x) Last: Nov. 12, 2023 vs. Detroit

PASSING ALLOWED

Most Seasons Leading League (Fewest Att.)

2 1966, 2019

Most Attempts, Season

636 1996
607 2002, 2004
605 2008

Most Attempts, Game

61 Sept. 20, 1987 vs. St. Louis
58 (2x) Last: Oct. 3, 2004 vs. Tennessee
57 (2x) Last: Sept. 22, 1996 at Oakland

Fewest Attempts, Season

330 1977
341 1973
342 1982[†]

Fewest Attempts, Game

7 Nov. 6, 1977 at Detroit
12 (2x) Last: Dec. 10, 1972 at Denver
13 (4x) Last: Oct. 4, 1987 at Cincinnati

Most Seasons Leading League (Fewest Cmp.)

1 1966

Most Completions, Season

411 2008
389 2023
375 2002

Most Completions, Game

40 Dec. 20, 1982 vs. Cincinnati
39 Oct. 3, 2004 vs. Tennessee
37 Oct. 9, 1994 Kansas City

Fewest Completions, Season

170 1966
172 1977
177 1973

Fewest Completions, Game

3 Sept. 19, 1976 at Tampa Bay
5 (5x) Last: Oct. 4, 1987 at Cincinnati
6 (6x) Last: Dec. 28, 2003 vs. Oakland

Most Seasons Leading League (Fewest Net Yds)

4 1961, 1964, 1965, 2010

Most Net Yards, Season

4,311 1981
4,295 2002
4,293 1985

Most Net Yards, Game

466 Sept. 10, 2023 vs. Miami
453 Nov. 10, 2002 at St. Louis
451 Oct. 1, 2000 at St. Louis

Fewest Net Yards, Season

1,725 1977
2,155 1966
2,174 1965

Fewest Net Yards, Game

-13 Oct. 4, 1987 at Cincinnati
-4 Sept. 19, 1976 at Tampa Bay
0 Dec. 28, 2003 vs. Oakland
Dec. 6, 1970 vs. Cincinnati

Most Seasons Leading League (Fewest TDs)

4 1963, 1965, 1966, 1979

Most Touchdowns, Season

36 2003
33 2000
31 1997

Most Touchdowns, Game

5 (9x) Last: Dec. 14, 2023 at Las Vegas
4 (31x) Last: Oct. 22, 2023 at Kansas City
3 (116x) Last: Sept. 24, 2023 at Minnesota

Fewest Touchdowns, Season

10 1982[†]
11 1979
13 1966, 1970, 1974

PUNT RETURNS ALLOWED

Most Seasons Leading League (Fewest Returns)

7 1960, 1963, 1966, 1967, 1968, 1982, 2004

Most by Opponents, Season

56 1988
51 1996, 2000
49 1998

Fewest by Opponents, Season

7 1982[†]
16 1968
17 1960, 1972

Most Yards by Opponents, Season

722 2000
612 1996
601 1976

Most Yards by Opponent, Game

160 Sept. 13, 2010 at Kansas City
150 Dec. 27, 1987 at Denver
145 Dec. 6, 2020 vs. New England

KICKOFF RETURNS ALLOWED

Most Seasons Leading League (Fewest Returns)

1 1975

Most by Opponent, Season

90 2006
88 1981
87 2009

Fewest by Opponent, Season

11 2023
15 2022
21 2016

Most by Opponent, Game

10 (4x) Last: Dec. 16, 2007 vs. Detroit
9 (7x) Last: Nov. 28, 2010 at Indianapolis
8 (25x) Last: Nov. 24, 2013 at Kansas City

CAREER TOP-10

RUSHING YARDS

1. LaDainian Tomlinson, 2001-09	12,490
2. Paul Lowe, 1960-68	4,972
3. Austin Ekeler, 2017-23	4,355
4. Marion Butts, 1989-93	4,297
5. Melvin Gordon, 2015-19	4,240
6. Ryan Mathews, 2010-14	4,061
7. Natrone Means, 1993-95, 98-99	3,885
8. Chuck Muncie, 1980-84	3,309
9. Don Woods, 1974-80	2,858
10. Keith Lincoln, 1961-66, 68	2,698

RUSHING TOUCHDOWNS

1. LaDainian Tomlinson, 2001-09	138
2. Chuck Muncie, 1980-84	43
3. Austin Ekeler, 2017-23	39
4. Paul Lowe, 1960-68	38
5. Melvin Gordon, 2015-19	36
6. Natrone Means, 1993-95, 98-99	34
7. Marion Butts, 1989-93	31
8. Ryan Mathews, 2010-14	23
9. Mike Tolbert, 2008-11	20
10. Tim Spencer, 1985-90	19

RUSHING ATTEMPTS

1. LaDainian Tomlinson, 2001-09	2,880
2. Melvin Gordon, 2015-19	1,059
3. Marion Butts, 1989-93	1,031
4. Paul Lowe, 1960-68	1,015
5. Natrone Means, 1993-95, 98-99	1,013
6. Austin Ekeler, 2017-23	990
7. Ryan Mathews, 2010-14	923
8. Chuck Muncie, 1980-84	773
9. Don Woods, 1974-80	713
10. Keith Lincoln, 1961-66, 68	573

TOTAL YARDS FROM SCRIMMAGE

1. LaDainian Tomlinson, 2001-09	16,445
2. Antonio Gates, 2003-18	11,841
3. Keenan Allen, 2013-23	10,643
4. Lance Alworth, 1962-70	9,721
5. Charlie Joiner, 1976-86	9,191
6. Austin Ekeler, 2017-23	8,239
7. Gary Garrison, 1966-76	7,562
8. Kellen Winslow, 1979-87	6,741
9. Wes Chandler, 1981-87	6,197
10. Melvin Gordon, 2015-19	6,113

PASSING YARDS

1. Philip Rivers, 2004-19	59,271
2. Dan Fouts, 1973-87	43,040
3. John Hadl, 1962-72	26,938
4. Justin Herbert, 2020-24	18,038
5. Stan Humphries, 1992-97	16,085
6. Drew Brees, 2001-05	12,348
7. Jack Kemp, 1960-62	5,996
8. Doug Flutie, 2001-04	4,901
9. John Friesz, 1990-93	4,396
10. Jim Harbaugh, 1999-2000	4,177

TOUCHDOWN PASSES

1. Philip Rivers, 2004-19	397
2. Dan Fouts, 1973-87	254
3. John Hadl, 1962-72	201
4. Justin Herbert, 2020-24	120
5. Stan Humphries, 1992-97	85
6. Drew Brees, 2001-05	80
7. Jack Kemp, 1960-62	37
8. Tobin Rote, 1963-64	29
9. Doug Flutie, 2001-04	25
10. Billy Joe Tolliver, 1989-90	21

PASS ATTEMPTS

1. Philip Rivers, 2004-19	7,591
2. Dan Fouts, 1973-87	5,604
3. John Hadl, 1962-72	3,640
4. Justin Herbert, 2020-24	2,547
5. Stan Humphries, 1992-97	2,350
6. Drew Brees, 2001-05	1,809
7. Jack Kemp, 1960-62	815
8. John Friesz, 1990-93	747
9. Doug Flutie, 2001-04	737
10. Jim Harbaugh, 1999-2000	636

PASS COMPLETIONS

1. Philip Rivers, 2004-19	4,908
2. Dan Fouts, 1973-87	3,297
3. John Hadl, 1962-72	1,824
4. Justin Herbert, 2020-24	1,693
5. Stan Humphries, 1992-97	1,335
6. Drew Brees, 2001-05	1,125
7. Doug Flutie, 2001-04	408
8. John Friesz, 1990-93	401
9. Jack Kemp, 1960-62	389
10. Jim Harbaugh, 1999-2000	372

PASSES INTERCEPTED

1. Dan Fouts, 1973-87	242
2. John Hadl, 1962-72	211
3. Philip Rivers, 2004-19	198
4. Stan Humphries, 1992-97	73
5. Drew Brees, 2001-05	53
6. Jack Kemp, 1960-62	49
7. Justin Herbert, 2020-24	43
8. Ryan Leaf, 1998-2000	33
9. Tobin Rote, 1963-64	32
10. Craig Whelihan, 1995-98	29

RECEIVING YARDS

1. Antonio Gates, 2003-18	11,841
2. Keenan Allen, 2013-23	10,530
3. Lance Alworth, 1962-70	9,584
4. Charlie Joiner, 1976-86	9,203
5. Gary Garrison, 1966-76	7,533
6. Kellen Winslow, 1979-87	6,741
7. Wes Chandler, 1981-87	6,132
8. Anthony Miller, 1988-93	5,582
9. Malcom Floyd, 2004-15	5,550
10. Mike Williams, 2017-23	4,806

RECEIVING TOUCHDOWNS

1. Antonio Gates, 2003-18	116
2. Lance Alworth, 1962-70	81
3. Keenan Allen, 2013-23	59
4. Gary Garrison, 1966-76	58
5. Charlie Joiner, 1976-86	47
6. Kellen Winslow, 1979-87	45
7. Wes Chandler, 1981-87	41
8. Vincent Jackson, 2005-11	37
9. Anthony Miller, 1988-93	37
10. John Jefferson, 1978-80	36

RECEPTIONS

1. Antonio Gates, 2003-18	955
2. Keenan Allen, 2013-23	904
3. Charlie Joiner, 1976-86	586
4. Kellen Winslow, 1979-87	541
5. LaDainian Tomlinson, 2001-09	530
6. Lance Alworth, 1962-70	493
7. Austin Ekeler, 2017-23	440
8. Gary Garrison, 1966-76	404
9. Ronnie Harmon, 1990-95	377
10. Anthony Miller, 1988-93	374

QUARTERBACK SACKS

1. Leslie O'Neal, 1986, 1988-95	105.5
2. Shaun Phillips, 2004-12	69.5
3. Joey Bosa, 2016-24	69.0
4. Gary Johnson, 1975-84	67.0
5. Lee Williams, 1984-90	65.5
6. Fred Dean, 1975-81	53.5
7. Melvin Ingram, 2012-20	49.0
8. Junior Seau, 1990-2002	47.0
9. Raylee Johnson, 1993-2003	46.0
10. Shawne Merriman, 2005-09	43.5
Leroy Jones, 1976-83	43.5

INTERCEPTIONS

1. Gill Byrd, 1983-92	42
2. Dick Harris, 1960-65	29
3. Rodney Harrison, 1994-2002	26
4. Kenny Graham, 1964-69	25
5. Mike Williams, 1975-82	24
6. Joe Beachamp, 1966-75	23
7. Quentin Jammer, 2002-12	21
Woodrowe Lowe, 1976-86	21
Bob Howard, 1967-74	21
Leslie "Speedy" Duncan, 1964-70	21

INTERCEPTION RETURN YARDS

1. Gill Byrd, 1983-92	546
2. Charlie McNeil, 1960-64	502
3. Kenny Graham, 1964-69	477
4. Joe Beachamp, 1966-75	433
5. Dick Harris, 1960-65	413
6. Rodney Harrison, 1994-2002	345
7. Woodrowe Lowe, 1976-86	343
8. Darren Carrington, 1991-94	337
9. Leslie "Speedy" Duncan, 1964-70	322
10. Glen Edwards, 1978-81	309

INTERCEPTION TOUCHDOWNS

1. Kenny Graham, 1964-69	5
Dick Harris, 1960-65	5
2. Woodrowe Lowe, 1976-86	4
4. Eric Weddle, 2007-13	3
Joe Beachamp, 1966-75	3
6. Desmond King, 2017-20	2
Shaun Phillips, 2004-12	2
Demorrio Williams, 2012	2
Antonio Cromartie, 2006-09	2
Clinton Hart, 2004-09	2
Donnie Edwards, 2002-06	2
Rodney Harrison, 1994-2002	2
Stanley Richard, 1991-94	2
Donald Frank, 1990-93	2
Gill Byrd, 1983-92	2
Gary Johnson, 1975-84	2
Leslie "Speedy" Duncan, 1964-70	2
Earl Faison, 1961-66	2
Charlie McNeil, 1960-64	2
Bob Laraba, 1960-61	2

TOUCHDOWNS SCORED

1. LaDainian Tomlinson, 2001-09	153
2. Antonio Gates, 2003-18	116
3. Lance Alworth, 1962-70	83
4. Austin Ekeler, 2017-23	69
5. Keenan Allen, 2013-23	60
6. Gary Garrison, 1966-76	58
7. Melvin Gordon, 2015-19	47
Charlie Joiner, 1976-86	47
9. Paul Lowe, 1960-68	46
10. Kellen Winslow, 1979-87	45
Chuck Muncie, 1980-84	45

POINTS SCORED

1. John Carney, 1990-2000.....	1,076
2. LaDainian Tomlinson, 2001-09.....	918
3. Nate Kaeding, 2004-12.....	889
4. Rolf Benirschke, 1977-86.....	766
5. Antonio Gates, 2003-18.....	700
6. Nick Novak, 2011-14, 17.....	503
7. Lance Alworth, 1962-70.....	500
8. Austin Ekeler, 2017-23.....	418
9. Dennis Partee, 1968-75.....	380
10. Keenan Allen, 2013-23.....	364

FIELD GOALS

1. John Carney, 1990-2000.....	261
2. Nate Kaeding, 2004-12.....	180
3. Rolf Benirschke, 1977-86.....	146
4. Nick Novak, 2011-14, 17.....	110
5. Dennis Partee, 1968-75.....	71
6. Cameron Dicker, 2022-24.....	60
7. Michael Badgley, 2018-20.....	52
Josh Lambo, 2015-16.....	52
9. George Blair, 1961-64.....	50
10. Steve Christie, 2001-03.....	42

FIELD GOAL ATTEMPTS

1. John Carney, 1990-2000.....	320
2. Rolf Benirschke, 1977-86.....	208
3. Nate Kaeding, 2004-12.....	207
4. Nick Novak, 2011-14, 17.....	130
5. Dennis Partee, 1968-75.....	121
6. George Blair, 1961-64.....	80
7. Ray Wersching, 1973-76.....	68
8. Michael Badgley, 2018-20.....	65
9. Cameron Dicker, 2022-24.....	64
Josh Lambo, 2015-16.....	64

KICKOFF RETURN YARDS

1. Darren Sproles, 2005-10.....	6,469
2. Ronney Jenkins, 2000-02.....	3,997
3. Andre Coleman, 1994-96.....	3,914
4. Leslie "Speedy" Duncan, 1964-70.....	3,386
5. James Brooks, 1981-83.....	2,305
6. Kenny Bynum, 1997-2000.....	2,182
7. Lionel James, 1984-88.....	2,094
8. Nate Lewis, 1990-93.....	2,047
9. Artie Owens, 1976-79.....	1,998
10. Tim Dwight, 2001-04.....	1,876

KICKOFF RETURN TOUCHDOWNS

1. Andre Coleman, 1994-96.....	4
2. Ronney Jenkins, 2000-02.....	3
3. Darren Sproles, 2005-10.....	2
Anthony Miller, 1988-93.....	2
5. Andre Roberts, 2021.....	1
Micheal Spurlock, 2012.....	1
Tim Dwight, 2001-04.....	1
Richard Goodman, 2010-11.....	1
Rodney Harrison, 1994-2002.....	1
Nate Lewis, 1990-93.....	1
Jamie Holland, 1987-89.....	1
Gary Anderson, 1985-88.....	1
Keith Lincoln, 1960-66.....	1

KICKOFF RETURNS

1. Darren Sproles, 2005-10.....	258
2. Andre Coleman, 1994-96.....	166
3. Ronney Jenkins, 2000-02.....	165
4. Leslie "Speedy" Duncan, 1964-70.....	134
5. Kenny Bynum, 1997-2000.....	107
6. James Brooks, 1981-83.....	105
7. Lionel James, 1984-88.....	99
8. Nate Lewis, 1990-93.....	92
9. Artie Owens, 1976-79.....	88
10. Tim Dwight, 2001-04.....	80

PUNT RETURN YARDS

1. Mike Fuller, 1975-80.....	2,388
2. Leslie "Speedy" Duncan, 1964-70.....	1,651
3. Darrien Gordon, 1993-94, 96.....	1,407
4. Lionel James, 1984-88.....	1,193
5. Darren Sproles, 2005-10.....	935
6. Eric Parker, 2002-06.....	881
7. James Brooks, 1981-83.....	565
8. Tim Dwight, 2001-04.....	508
9. Eric Metcalf, 1997.....	489
10. Desmond King, 2017-20.....	438

PUNT RETURN TOUCHDOWNS

1. Leslie "Speedy" Duncan, 1964-70.....	4
2. Eric Metcalf, 1997.....	3
Darrien Gordon, 1993-94, 96.....	3
4. Desmond King, 2017-20.....	2
Darren Sproles, 2005-10.....	2
Lionel James, 1984-88.....	2
Mike Fuller, 1975-80.....	2
Ron Smith, 1973.....	2
9. Derius Davis, 2023-24.....	1
Travis Benjamin, 2017-19.....	1
Micheal Spurlock, 2012.....	1
Tim Dwight, 2001-04.....	1
Andre Coleman, 1994-96.....	1
Nate Lewis, 1990-93.....	1
Kitrick Taylor, 1990-91.....	1
Keith Lincoln, 1961-68.....	1

PUNT RETURNS

1. Mike Fuller, 1975-80.....	212
2. Leslie "Speedy" Duncan, 1964-70.....	138
3. Lionel James, 1984-88.....	124
4. Darren Sproles, 2005-10.....	114
5. Eric Parker, 2002-06.....	105
6. Darrien Gordon, 1993-94, 96.....	103
7. James Brooks, 1981-83.....	52
8. Tim Dwight, 2001-04.....	46
9. Desmond King, 2017-20.....	45
Eric Metcalf, 1997.....	45

SEASONS

1. David Binn, 1994-2010.....	17
2. Philip Rivers, 2004-16.....	16
Antonio Gates, 2003-18.....	16
3. Dan Fouts, 1973-87.....	15
Russ Washington, 1968-82.....	15
6. Doug Wilkerson, 1971-84.....	14
Don Macek, 1976-89.....	14
8. Mike Scifres, 2003-15.....	13
Junior Seau, 1990-2002.....	13
10. Jamal Williams, 1998-2009.....	12

GAMES PLAYED

1. David Binn, 1994-2010.....	256
2. Antonio Gates, 2003-18.....	236
3. Philip Rivers, 2004-19.....	228
4. Junior Seau, 1990-2002.....	200
Russ Washington, 1968-82.....	200
6. Mike Scifres, 2003-15.....	195
Doug Wilkerson, 1971-84.....	195
8. Dan Fouts, 1973-87.....	181
9. Quentin Jammer, 2002-12.....	172
Charlie Joiner, 1976-86.....	164
Woodrow Lowe, 1976-86.....	164

SINGLE-SEASON TOP-10

RUSHING YARDS

1. LaDainian Tomlinson, 2006	1,815
2. LaDainian Tomlinson, 2002	1,683
3. LaDainian Tomlinson, 2003	1,645
4. LaDainian Tomlinson, 2007	1,474
5. LaDainian Tomlinson, 2005	1,462
6. Natrone Means, 1994	1,350
7. LaDainian Tomlinson, 2004	1,335
8. Ryan Mathews, 2013	1,255
9. LaDainian Tomlinson, 2001	1,236
10. Marion Butts, 1990	1,225

RUSHING TOUCHDOWNS

1. LaDainian Tomlinson, 2006	28
2. Chuck Muncie, 1981	19
3. LaDainian Tomlinson, 2005	18
4. LaDainian Tomlinson, 2004	17
5. LaDainian Tomlinson, 2007	15
6. LaDainian Tomlinson, 2002	14
7. Austin Ekeler, 2022	13
LaDainian Tomlinson, 2003	13
8. Austin Ekeler, 2021	12
LaDainian Tomlinson, 2009	12
Natrone Means, 1994	12
Chuck Muncie, 1983	12
Clarence Williams, 1979	12

RUSHING ATTEMPTS

1. LaDainian Tomlinson, 2002	372
2. LaDainian Tomlinson, 2006	348
3. Natrone Means, 1994	343
4. LaDainian Tomlinson, 2005	339
LaDainian Tomlinson, 2004	339
LaDainian Tomlinson, 2001	339
7. LaDainian Tomlinson, 2007	315
8. LaDainian Tomlinson, 2003	313
9. Earnest Jackson, 1984	296
10. LaDainian Tomlinson, 2008	292

TOTAL YARDS FROM SCRIMMAGE

1. LaDainian Tomlinson, 2003	2,370
2. LaDainian Tomlinson, 2006	2,323
3. LaDainian Tomlinson, 2002	2,172
4. LaDainian Tomlinson, 2007	1,949
5. LaDainian Tomlinson, 2005	1,832
6. LaDainian Tomlinson, 2004	1,776
7. Austin Ekeler, 2022	1,637
8. LaDainian Tomlinson, 2001	1,603
9. Lance Alworth, 1965	1,590
10. Natrone Means, 1994	1,585

PASSING YARDS

1. Justin Herbert, 2021	5,014
2. Dan Fouts, 1981	4,802
3. Philip Rivers, 2015	4,792
4. Justin Herbert, 2022	4,739
5. Dan Fouts, 1980	4,715
6. Philip Rivers, 2010	4,710
7. Philip Rivers, 2011	4,624
8. Philip Rivers, 2019	4,615
9. Philip Rivers, 2017	4,515
10. Philip Rivers, 2013	4,478

TOUCHDOWN PASSES

1. Justin Herbert, 2021	38
2. Philip Rivers, 2008	34
Philip Rivers, 2016	33
Dan Fouts, 1981	33
5. Philip Rivers, 2018	32
Philip Rivers, 2013	32
7. Justin Herbert, 2020	31
Philip Rivers, 2014	31
9. Philip Rivers, 2010	30
Dan Fouts, 1980	30

PASS ATTEMPTS

1. Justin Herbert, 2022	699
2. Justin Herbert, 2021	672
3. Philip Rivers, 2015	661
4. Dan Fouts, 1981	609
5. Justin Herbert, 2020	595
6. Philip Rivers, 2019	591
7. Dan Fouts, 1980	589
8. Philip Rivers, 2011	582
9. Philip Rivers, 2016	578
10. Philip Rivers, 2017	575

PASS COMPLETIONS

1. Justin Herbert, 2022	477
2. Justin Herbert, 2021	443
3. Philip Rivers, 2015	437
4. Justin Herbert, 2020	396
5. Philip Rivers, 2019	390
6. Philip Rivers, 2014	379
7. Philip Rivers, 2013	378
8. Philip Rivers, 2011	366
9. Dan Fouts, 1981	360
Philip Rivers, 2017	360

PASSES INTERCEPTED

1. John Hadl, 1968	32
2. John Hadl, 1972	26
3. John Hadl, 1971	25
Jack Kemp, 1960	25
5. Dan Fouts, 1980	24
Dan Fouts, 1979	24
John Hadl, 1962	24
8. Dan Fouts, 1986	22
John Hadl, 1967	22
Jack Kemp, 1961	22

RECEIVING YARDS

1. Lance Alworth, 1965	1,602
2. Keenan Allen, 2017	1,393
3. Lance Alworth, 1966	1,383
4. John Jefferson, 1980	1,340
5. Lance Alworth, 1968	1,312
6. Kellen Winslow, 1980	1,290
7. Anthony Miller, 1989	1,252
8. Keenan Allen, 2023	1,243
9. Lance Alworth, 1964	1,235
10. Tony Martin, 1995	1,224

RECEIVING TOUCHDOWNS

1. Tony Martin, 1996	14
Lance Alworth, 1965	14
3. Antonio Gates, 2004	13
John Jefferson, 1980	13
John Jefferson, 1978	13
Lance Alworth, 1966	13
Lance Alworth, 1964	13
8. Antonio Gates, 2014	12
Gary Garrison, 1970	12
10. Lance Alworth, 1963	11

RECEPTIONS

1. Keenan Allen, 2023	108
2. Austin Ekeler, 2022	107
3. Keenan Allen, 2021	106
4. Keenan Allen, 2019	104
5. Keenan Allen, 2017	102
6. Keenan Allen, 2020	100
LaDainian Tomlinson, 2003	100
8. Keenan Allen, 2018	97
9. Austin Ekeler, 2019	92
10. Tony Martin, 1995	90

QUARTERBACK SACKS (since 1982)

1. Khalil Mack, 2023	17.0
Shawne Merriman, 2006	17.0
Leslie O'Neal, 1992	17.0
4. Lee Williams, 1986	15.0
5. Lee Williams, 1989	14.0
6. Leslie O'Neal, 1990	13.5
7. Marcellus Wiley, 2001	13.0
8. Joey Bosa, 2017	12.5
Shawne Merriman, 2007	12.5
Leslie O'Neal, 1995	12.5
Leslie O'Neal, 1994	12.5
Leslie O'Neal, 1989	12.5
Leslie O'Neal, 1986	12.5

INTERCEPTIONS

1. Antonio Cromartie, 2007	10
2. Charlie McNeil, 1961	9
3. Ryan McNeil, 2001	8
Dick Harris, 1963	8
Claude Gibson, 1962	8
Bob Zeman, 1961	8
7. Casey Hayward, 2016	7
Eric Weddle, 2011	7
Darren Carrington, 1993	7
Gill Byrd, 1990	7
Gill Byrd, 1989	7
Gill Byrd, 1988	7
Danny Walters, 1983	7
Bryant Salter, 1972	7
Jim Hill, 1969	7
Leslie "Speedy" Duncan, 1966	7
Bud Whitehead, 1965	7
Dick Harris, 1961	7

INTERCEPTION RETURN YARDS

1. Charlie McNeil, 1961	349
2. Stanley Richard, 1994	224
3. Vencie Glenn, 1987	166
4. Gill Byrd, 1984	157
5. Jeff Dale, 1986	153
6. Darren Carrington, 1992	152
7. Bob Laraba, 1961	151
8. Woodrow Lowe, 1979	150
9. Antonio Cromartie, 2007	144
10. Dick Harris, 1961	140

INTERCEPTION TOUCHDOWNS

1. Dick Harris, 1961	3
2. Demorrio Williams, 2012	2
Clinton Hart, 2005	2
Stanley Richard, 1994	2
Gill Byrd, 1984	2
Woodrow Lowe, 1979	2
Kenny Graham, 1969	2
Joe Beauchamp, 1968	2
Bob Laraba, 1961	2
Charlie McNeil, 1961	2

TOUCHDOWNS SCORED

1. LaDainian Tomlinson, 2006	31
2. Austin Ekeler, 2021	20
LaDainian Tomlinson, 2005	20
4. Chuck Muncie, 1981	19
5. Austin Ekeler, 2022	18
LaDainian Tomlinson, 2007	18
LaDainian Tomlinson, 2004	18
8. LaDainian Tomlinson, 2003	17
9. LaDainian Tomlinson, 2002	15
Lance Alworth, 1964	15

POINTS SCORED

1. LaDainian Tomlinson, 2006	186
2. Nate Kaeding, 2009	146
3. Nick Novak, 2013	144
4. Nate Kaeding, 2006	136
5. John Carney, 1994	135
6. Cameron Dicker, 2023	128
7. Nate Kaeding, 2008	127
8. Austin Ekeler, 2021	124
John Carney, 1993	124
10. Nick Novak, 2011	122

FIELD GOALS

1. Nick Novak, 2013	34
John Carney, 1994	34
3. Nate Kaeding, 2009	32
4. Cameron Dicker, 2023	31
John Carney, 1999	31
John Carney, 1993	31
7. John Carney, 1996	29
8. Nick Novak, 2011	27
Nate Kaeding, 2008	27
10. Josh Lambo, 2016	26
Josh Lambo, 2015	26
Nate Kaeding, 2006	26
John Carney, 1998	26
John Carney, 1992	26

FIELD GOAL ATTEMPTS

1. John Carney, 1993	40
2. John Carney, 1994	38
3. Nick Novak, 2013	37
4. John Carney, 1999	36
John Carney, 1996	36
Rolf Benirschke, 1980	36
7. Nate Kaeding, 2009	35
8. Nick Novak, 2011	34
9. Cameron Dicker, 2023	33
Michael Badgley, 2020	33
10. Josh Lambo, 2016	32
Josh Lambo, 2015	32
Nate Kaeding, 2008	32
Wade Richey, 2001	32
John Carney, 1992	32
Dennis ParTEE, 1968	32

KICKOFF RETURN YARDS

1. Ronney Jenkins, 2001	1,541
2. Ronney Jenkins, 2000	1,531
3. Darren Sproles, 2005	1,528
4. Andre Coleman, 1995	1,411
5. Darren Sproles, 2008	1,376
6. Darren Sproles, 2009	1,300
7. Andre Coleman, 1994	1,293
8. Darren Sproles, 2010	1,257
9. Tim Dwight, 2004	1,222
10. Andre Coleman, 1996	1,210

KICKOFF RETURN TOUCHDOWNS

1. Ronney Jenkins, 2001	2
Andre Coleman, 1995	2
Andre Coleman, 1994	2
4. Andre Roberts, 2021	1
Micheal Spurlock, 2012	1
Richard Goodman, 2011	1
Darren Sproles, 2008	1
Darren Sproles, 2007	1
Tim Dwight, 2004	1
Ronney Jenkins, 2000	1
Rodney Harrison, 1997	1
Nate Lewis, 1991	1
Anthony Miller, 1989	1
Jamie Holland, 1988	1
Anthony Miller, 1988	1
Gary Anderson, 1985	1
Keith Lincoln, 1962	1

KICKOFF RETURNS

1. Ronney Jenkins, 2000	67
2. Darren Sproles, 2005	63
3. Andre Coleman, 1995	62
4. Ronney Jenkins, 2001	58
5. Andre Coleman, 1996	55
6. Darren Sproles, 2009	54
7. Darren Sproles, 2008	53
8. Darren Sproles, 2010	51
9. Tim Dwight, 2004	50
Leon Johnson, 2003	50

PUNT RETURN YARDS

1. Darrien Gordon, 1996	537
2. Eric Metcalf, 1997	489
3. Darrien Gordon, 1994	475
4. Leslie "Speedy" Duncan, 1965	464
5. Mike Fuller, 1979	448
6. Mike Fuller, 1978	436
Mike Fuller, 1976	436
8. Leslie "Speedy" Duncan, 1967	434
9. Mike Fuller, 1975	410
10. Lionel James, 1987	400

PUNT RETURN TOUCHDOWNS

1. Eric Metcalf, 1997	3
2. Darrien Gordon, 1994	2
Ron Smith, 1973	2
Leslie "Speedy" Duncan, 1965	2
5. Derius Davis, 2023	1
Desmond King, 2019	1
Desmond King, 2018	1
Travis Benjamin, 2017	1
Micheal Spurlock, 2012	1
Darren Sproles, 2009	1
Darren Sproles, 2007	1
Tim Dwight, 2001	1
Darrien Gordon, 1996	1
Andre Coleman, 1995	1
Nate Lewis, 1990	1
Kitrick Taylor, 1990	1
Lionel James, 1987	1
Lionel James, 1984	1
Mike Fuller, 1977	1
Mike Fuller, 1975	1
Leslie "Speedy" Duncan, 1968	1
Leslie "Speedy" Duncan, 1966	1
Keith Lincoln, 1961	1

PUNT RETURNS

1. Mike Fuller, 1979	46
2. Eric Metcalf, 1997	45
3. Mike Fuller, 1978	39
4. Eric Parker, 2006	37
5. Darrien Gordon, 1996	36
Darrien Gordon, 1994	36
Mike Fuller, 1975	36
Leslie "Speedy" Duncan, 1967	36
9. Mike Fuller, 1976	33
10. Latario Rachal, 1998	32
Lionel James, 1987	32

CHARGERS AND OPPONENT 10 LONGEST

RUNS FROM SCRIMMAGE

CHARGERS

- 87t Melvin Gordon, Oct. 29, 2017 at New England
- Paul Lowe, Sept. 10, 1961 at Dallas Texans
- 86t Keith Lincoln, Sept. 30, 1962 at Oakland
- 85t LaDainian Tomlinson, Dec. 17, 2006 vs. K.C.
- 83t Michael Turner, Dec. 18, 2005 at Indianapolis
- 80t Brad Hubbert, Dec. 24, 1967 vs. N.Y. Jets
- 76t Keith Lincoln, Oct. 20, 1963 at Kansas City
- 76 LaDainian Tomlinson, Dec. 1, 2002 vs. Den.
- 75 Justin Jackson, Oct. 31, 2021 vs. New England
- 74t Michael Turner, Oct. 7, 2007 at Denver

OPPONENT

- 90t Colin Kaepernick, Dec. 20, 2014 at S.F.
- 89t Kenny King, Oct. 12, 1980 at Oakland
- 84t Damien Williams, Dec. 29, 2019 at K.C.
- 81 Billy Sims, Sept. 30, 1984 vs. Detroit
- 77 Napoleon Kaufman, Sept. 22, 1996 at Oak.
- 75t David Montgomery, Nov. 12, 2023 vs. Detroit
- Dameon Pierce, Oct. 2, 2022 at Houston
- 74t Kenneth Walker III, Oct. 23, 2022 vs. Seattle
- Jack Spikes, Sept. 10, 1961 at Dallas Texans
- 71t Corey Dillon, Nov. 2, 1997 at Cincinnati

PASS COMPLETIONS

CHARGERS

- 99t S.Humphries to T.Martin, Sept. 18, 1994 at Sea.
- 91t J.Kemp to K.Lincoln, Nov. 12, 1961 at Denver
- 88t E.Luther to B.Duckworth, Dec. 3, 1984 vs. Chi.
- 85t J.Hadl to L.Alworth, Oct. 17, 1965 at Boston
- T.Rote to L.Alworth, Oct. 6, 1963 at Denver
- 84t P.Rivers to A.Ekeler, Dec. 8, 2019 at Jax.
- J.Hadl to G.Garrison, Oct. 5, 1968 at N.Y. Jets
- 83t R.Leaf to J.Graham, Nov. 19, 2000 at Denver
- 82t T.Rote to L.Alworth, Dec. 6, 1964 vs. N.Y. Jets
- 81t P.Rivers to D.Sproles, Sept. 20, 2009 vs. Bal.
- D.Fouts to C.Joiner, Oct. 17, 1976 vs. Hou. Oilers

OPPONENT

- 99t T.Green to M.Boerigter, Dec. 22, 2002 at K.C.
- 98t J.Lee to W.Dewveall, Nov. 25, 1962 at Hou. Oilers
- 96t J.Montana to J.Rice, Nov. 27, 1988 vs. S.F.
- 93t C.Morton to S.Watson, Sept. 27, 1981 at Denver
- 90t S.DeBerg to J.Birden, Nov. 18, 1990 at K.C.
- C.Davidson to D.Dorsey, Dec. 2, 1962 vs. Oak.
- 89t N.O'Donnell to D.Stone, Sept. 1, 1991 at Pit.
- 87t D.Carr to A.Cooper, Dec. 31, 2017 vs. Oak.
- J.Namath to D.Maynard, Nov. 24, 1968 vs. N.Y. Jets
- F.Tripucka to A.Frazier, Nov. 12, 1961 at Den.

FIELD GOALS

CHARGERS

- 59 Michael Badgley, Dec. 9, 2018 vs. Cincinnati
- 57 Nate Kaeding, Dec. 21, 2008 at Tampa Bay
- 55 Cameron Dicker, Nov. 6, 2023 at N.Y. Jets
- Cameron Dicker, Oct. 22, 2023 at Kansas City
- Nate Kaeding, Nov. 29, 2009 vs. Kansas City
- 54 Josh Lambo, Oct. 12, 2015 vs. Pittsburgh
- Nate Kaeding, Oct. 1, 2006 at Baltimore
- John Carney, Sept. 17, 2000 at Kansas City
- John Carney, Sept. 6, 1998 vs. Buffalo
- John Carney, Nov. 10, 1991 vs. Seattle

OPPONENT

- 61 Brandon McManus, Jan. 2, 2022 vs. Denver
- 58 Harrison Butker, Sept. 20, 2020 vs. K.C. (OT)
- Harrison Butker, Sept. 20, 2020 vs. K.C. (OT)
- Dan Miller, Dec. 26, 1982 vs. Baltimore Colts
- 56 Greg Zuerlein, Sept. 19, 2021 vs. Dallas
- Justin Tucker, Dec. 22, 2018 vs. Baltimore
- Sebastian Janikowski, Oct. 9, 2016 at Oakland
- 55 Jason Sanders, Dec. 11, 2022 vs. Miami
- Daniel Carlson, Dec. 4, 2022 at Las Vegas
- Daniel Carlson, Sept. 11, 2022 vs. Las Vegas
- Jason Elam, Nov. 7, 1999 vs. Denver
- Gary Anderson, Nov. 25, 1984 at Pittsburgh
- George Blanda, Dec. 3, 1961 vs. Houston Oilers

PUNTS

CHARGERS

- 83 JK Scott, Dec. 10, 2023 vs. Denver
- 82 Paul Maguire, Nov. 19, 1961 vs. Dallas Texans
- 73 Dennis Pardee, Oct. 17, 1971 at Denver
- 72 Mike Scifres, Sept. 21, 2014 at Buffalo
- 71 Mike Scifres, Nov. 10, 2011 vs. Oakland
- Mike Scifres, Oct. 1, 2006 at Baltimore
- Mike Scifres, Dec. 4, 2005 vs. Oakland
- Mauray Buford, Sept. 12, 1982 at Denver
- John Hadl, Nov. 8, 1964 at Denver
- 70 Mike Scifres, Nov. 25, 2007 vs. Baltimore

OPPONENT

- 81 Dustin Colquitt, Dec. 2, 2007 at Kansas City
- 79 Drew Butler, Dec. 9, 2012 at Pittsburgh
- 77 Greg Montgomery, Sept. 19, 1993 vs. Hou. Oilers
- 75 Kevin Huber, Dec. 1, 2013 vs. Cincinnati
- 74 Tommy Townsend, Sept. 15, 2022 at Kansas City
- Bob Grupp, Nov. 4, 1979 at Kansas City
- 73 Shane Lechler, Sept. 28, 2003 vs. Oakland
- 72 Ryan Plackemeier, Dec. 24, 2006 at Seattle
- Chris Gardocki, Oct. 26, 1997 vs. Indianapolis
- Bob Scarpitto, Oct. 22, 1967 at Denver
- Jerrel Wilson, Sept. 29, 1963 vs. Kansas City

INTERCEPTION RETURNS

CHARGERS

- 103t Vencie Glenn, Nov. 29, 1987 vs. Denver
- 102t Donald Frank, Oct. 31, 1993 at L.A. Raiders
- 100t Leslie "Speedy" Duncan, Oct. 15, 1967 vs. K.C.
- 99t Shaun Gayle, Dec. 23, 1995 at N.Y. Giants
- Stanley Richard, Sept. 4, 1994 at Denver
- Gill Byrd, Oct. 4, 1984 at Kansas City
- 90t Desmond King, Nov. 23, 2017 at Dallas
- Jahleel Addae, Jan. 1, 2017 vs. Kansas City
- 86 Trevor Williams, Sept. 30, 2018 vs. S.F.
- 83t Willie Clark, Sept. 22, 1996 at Oakland

OPPONENT

- 102t Louis Breeden, Nov. 8, 1981 vs. Cincinnati
- 99t Jaylen Watson, Sept. 15, 2022 at Kansas City
- Janoris Jenkins, Nov. 23, 2014 vs. St. Louis
- Kevin Ross, Sept. 6, 1992 vs. Kansas City
- 96t Ray Griffin, Nov. 11, 1979 at Cincinnati
- Bashaud Breeland, Dec. 10, 2017 vs. Was.
- 91t Chad Greenway, Sept. 27, 2015 at Minnesota
- Fred Williamson, Sept. 30, 1962 at Oakland
- 90t Leroy Butler, Sept. 15, 1996 at Green Bay
- Deion Sanders, Dec. 11, 1994 vs. S.F.
- 87t Mark McMillian, Dec. 14, 1997 vs. K.C.

KICKOFF RETURNS

CHARGERS

- 105t Richard Goodman, Jan. 1, 2012 at Oakland
- 103t Darren Sproles, Sept. 14, 2008 at Denver
- Keith Lincoln, Sept. 16, 1962 vs. Titans of N.Y.
- 101t Andre Roberts, Jan. 2, 2022 vs. Denver
- 99t Micheal Spurlock, Dec. 30, 2012 vs. Oakland
- 98t Gary Anderson, Nov. 17, 1985 at Denver
- 95t Nate Lewis, Nov. 17, 1991 vs. New Orleans
- 94t Jamie Holland, Dec. 18, 1988 vs. Kansas City
- 93t Ronney Jenkins, Nov. 18, 2001 at Oakland
- Ronney Jenkins, Sept. 10, 2000 vs. N.O.
- Anthony Miller, Nov. 20, 1988 at L.A. Rams

OPPONENT

- 104t Mecole Hardman, Dec. 29, 2019 at K.C.
- Ira Mathews, Oct. 25, 1979 at Oakland
- 103t Percy Harvin, Sept. 11, 2011 vs. Minnesota
- 101t Leon Washington, Sept. 26, 2010 at Seattle
- Brian Mitchell, Dec. 6, 1998 at Washington
- 99t Leon Washington, Sept. 26, 2010 at Seattle
- Byron Hanspard, Dec. 7, 1997 vs. Atlanta
- 98t Will Blackwell, Dec. 24, 2000 vs. Pittsburgh
- 97t Cassius Vaughn, Jan. 2, 2011 at Denver
- Tim Brown, Sept. 4, 1988 at L.A. Raiders

PUNT RETURNS

CHARGERS

95t Leslie "Speedy" Duncan, Nov. 24, 1968 vs. NYJ
90t Darrien Gordon, Sept. 25, 1994 at L.A. Raiders
88t Andre Coleman, Sept. 17, 1995 at Philadelphia
Mike Fuller, Oct. 9, 1977 at New Orleans
87t Derius Davis, Nov. 6, 2023 at N.Y. Jets
85t Eric Metcalf, Nov. 2, 1997 at Cincinnati
84t Tim Dwight, Sept. 9, 2001 vs. Washington
Ron Smith, Nov. 18, 1973 vs. New Orleans
83t Eric Metcalf, Nov. 30, 1997 vs. Denver
82t Paul Lowe, Oct. 7, 1961 at Boston

OPPONENT

95t Tyreek Hill, Jan. 1, 2017 vs. Kansas City
94t Dexter McCluster, Sept. 13, 2010 at K.C.
92t Rick Upchurch, Oct. 3, 1976 at Denver
91t Tyreek Hill, Sept. 9, 2018 vs. Kansas City
86t Tamarick Vanover, Oct. 9, 1995 at Kansas City
82t George Atkinson, Oct. 13, 1968 at Oakland
82 Ray Buchanan, Nov. 3, 1996 at Indianapolis
81 Dennis Northcutt, Nov. 5, 2006 vs. Cleveland
80t Phillip Buchanon, Dec. 28, 2003 vs. Oakland
79t Lemar Parrish, Dec. 6, 1970 vs. Cincinnati

FUMBLE RETURNS

CHARGERS

86t Eric Weddle, Nov. 30, 2008 vs. Atlanta
82t Donnie Edwards, Nov. 10, 2002 at St. Louis
81t Vencie Glenn, Oct. 22, 1989 vs. N.Y. Giants
79t Marlon McCree, Oct. 29, 2006 vs. St. Louis
78t Paul Bradford, Nov. 23, 1997 at San Francisco
75t Keith Browner (25 yds.) lateral to
Sam Seale(50 yds.), Nov. 20, 1988
at L.A. Rams
61t Tevaughn Campbell, Dec. 5, 2021 at Cincinnati
Caraun Reid, Sept. 25, 2016 at Indianapolis
58t Rick Redman, Oct. 2, 1966 vs. Miami
53t Darrell Stuckey, Dec. 7, 2014 vs. New England
53 Henry Rolling, Oct. 6, 1991 at L.A. Raiders

OPPONENT

97t Mike Edwards, Jan. 7, 2024 vs. Kansas City
68 A.J. Duhe, Oct. 15, 1978 vs. Miami
65t Tony Carter, Oct. 15, 2012 vs. Denver
64t Tyvon Branch, Oct. 10, 2010 at Oakland
63t Joey Browner, Sept. 2, 1984 at Minnesota
63 Rob Ninkovich, Oct. 24, 2010 vs. N.E.
62 Carlton Gray, Oct. 27, 1996 at Seattle
59t George Atkinson, Nov. 25, 1973 at Oakland
57t Tyreek Hill, Dec. 11, 2022 vs. Miami
56t Ifeadi Odenigbo, Dec. 15, 2019 vs. Minnesota

BLOCKED PUNT RETURNS

CHARGERS

35t Bob Zeman, Oct. 7, 1961 at Boston
21t Derrie Nelson, Nov. 13, 1983 vs. Dallas
19 Pete Lazetich, Sept. 24, 1972 vs. Denver
5 Gene Selawski, Oct. 22, 1961 at Oakland
4 Wayne Davis, Nov. 17, 1985 at Denver
3 Steve Heiden, Dec. 17, 2000 at Carolina
0t Jacob Hester, Oct. 25, 2009 at Kansas City
Darryll Lewis, Sept. 26, 1999 vs. Indianapolis
0s Carlos Polk, Sept. 22, 2002 at Arizona
0 Corey Lynch, Sept. 10, 2012 at Oakland

OPPONENT

37t Frank Warren, Nov. 17, 1991 vs. New Orleans
29t Adam Hayward, Nov. 11, 2012 at Tampa Bay
16 Randy McClanahan, Sept. 18, 1977 at Oak.
15 Walt Landers, Sept. 24, 1978 vs. Green Bay
14 Glen Cadrez, Oct. 13, 2002 vs. Kansas City
9 Tyrone Braxton, Oct. 2, 1988 vs. Denver
5t Hiram Eugene, Oct. 10, 2010 at Oakland
2t Jerry Robinson, Nov. 20, 1986 vs. L.A. Raiders
0s Nick Schommer, Oct. 31, 2010 vs. Tennessee
Rock Cartwright, Oct. 10, 2010 at Oakland

BLOCKED FIELD GOAL RETURNS

CHARGERS

72t Leslie "Speedy" Duncan, Nov. 23, 1967 vs. Den.
35 Tom Day, Oct. 15, 1967 vs. Kansas City
28 Jim Tolbert, Nov. 15, 1971 vs. St. Louis
27 Kenny Graham, Nov. 15, 1964 at Kansas City
25 Jeff Staggs, Oct. 25, 1970 vs. Houston Oilers

OPPONENT

66 Tommy Casanova, Sept. 22, 1974 at Cin.
65t Matt Ware, Oct. 23, 2005 at Philadelphia
60 Louis Wright, Nov. 17, 1985 at Denver
54t Doug Evans, Dec. 17, 2000 at Carolina
44t Devin McCourty, Dec. 6, 2020 vs. N.E.
42t Ray McElroy, Oct. 26, 1997 vs. Indianapolis
28 John Barmlett, Nov. 27, 1966 vs. Denver
17 Charlie West, Dec. 5, 1971 vs. Minnesota
Mike Statton, Oct. 1, 1967 vs. Buffalo
16 Daniel Thomas, Oct. 25, 2020 vs. Jax.
Fletcher Smith, Oct. 15, 1967 vs. Kansas City

MISSED FIELD GOAL RETURNS

CHARGERS

109t Antonio Cromartie, Nov. 4, 2007 at Min.

INDIVIDUAL POSTSEASON RECORDS

*NFL Record

SCORING

Most Points, Career

- 42 Nate Kaeding, 2004-09
- 37 Rolf Benirschke, 1977-86
- 30 John Carney, 1990-2000

Most Points, Game

- 15 Michael Badgley, AFC Wild Card, Jan. 6, 2019, at Baltimore
- 12 (10x) Last: Cameron Dicker and Austin Ekeler, AFC Wild Card, Jan. 14, 2023 at Jax.
- 11 Rolf Benirschke, AFC Divisional, Jan. 2, 1982 at Miami

Most Touchdowns, Career

- 4 Darren Sproles, 2005-09
- LaDainian Tomlinson, 2001-09
- Kellen Winslow, 1979-87
- Charlie Joiner, 1976-86
- 3 (4x) Last: Keenan Allen, 2013-22
- 2 (8x) Last: Austin Ekeler, 2017-22

Most Touchdowns, Game

- 2 (8x) Last: Austin Ekeler, AFC Wild Card Jan. 14, 2023 at Jacksonville
- 1 (53x) Last: Gerald Everett, AFC Wild Card Jan. 14, 2023 at Jacksonville

Most Points After Touchdown, Career

- 18 Nate Kaeding, 2004-09
- 16 Rolf Benirschke, 1977-86
- 9 John Carney, 1990-2000

Most Points After Touchdown, Game

- 6 George Blair, AFL Championship, Jan. 5, 1964 vs. Boston
- 5 Rolf Benirschke, AFC Divisional, Jan. 2, 1982 at Miami
- 4 (2x) Last: Nate Kaeding, AFC Divisional, Jan. 13, 2008 at Indianapolis

Most Two-Point Conversions, Game

- 1 (4x) Last: Keenan Allen, AFC Divisional, Jan. 13, 2019 at New England

FIELD GOALS

Most, Career

- 8 Nate Kaeding, 2004-09
- 7 John Carney, 1990-2000
- Rolf Benirschke, 1977-86
- 5 Michael Badgley, 2018-20

Most, Game

- 5 Michael Badgley, AFC Wild Card, Jan. 6, 2019 at Baltimore
- 4 Nate Kaeding, AFC Championship, Jan. 20, 2008 at New England
- 3 Cameron Dicker, AFC Wild Card, Jan. 14, 2023 at Jacksonville
- Ben Agajanian, AFL Championship, Jan. 1, 1961 vs. Houston Oilers

Longest

- 54 John Carney, AFC Wild Card, Dec. 31, 1995 vs. Indianapolis
- 53 Michael Badgley, AFC Wild Card, Jan. 6, 2019 at Baltimore
- 50 Cameron Dicker, AFC Wild Card, Jan. 14, 2023 at Jacksonville

RUSHING

Most Attempts, Career

- 110 Chuck Muncie, 1980-84
- 96 LaDainian Tomlinson, 2001-09
- 63 Natrone Means, 1993-95, 98-99

Most Attempts, Game

- 26 LaDainian Tomlinson, AFC Wild Card, Jan. 8, 2005 vs. New York Jets
- 25 Chuck Muncie, AFC First Round, Jan. 9, 1983 at Pittsburgh
- 24 Natrone Means, AFC Divisional, Jan. 8, 1995 vs. Miami
- Chuck Muncie, AFC Divisional, Jan. 2, 1982 at Miami

Most Yards, Career

- 516 Chuck Muncie, 1980-84
- 380 Paul Lowe, 1960-68
- 327 LaDainian Tomlinson, 2001-09

Most Yards, Game

- 206 Keith Lincoln, AFL Championship, Jan. 5, 1964 vs. Boston
- 165 Paul Lowe, AFL Championship, Jan. 1, 1961 at Houston Oilers
- 139 Natrone Means, AFC Divisional, Jan. 8, 1995 vs. Miami

Most Touchdowns, Career

- 4 LaDainian Tomlinson, 2001-09
- 3 Chuck Muncie, 1980-84
- 2 (6x) Last: Austin Ekeler, 2017-22

Most Touchdowns, Game

- 2 Austin Ekeler, AFC Wild Card, Jan. 14, 2023 at Jacksonville
- Darren Sproles, AFC Wild Card, Jan. 3, 2009 vs. Indianapolis
- LaDainian Tomlinson, AFC Divisional, Jan. 14, 2007 vs. New England
- 1 (24x) Last: Melvin Gordon, AFC Divisional, Jan. 13, 2019 at New England

Longest Run

- 67t Keith Lincoln, AFL Championship, Jan. 5, 1964 vs. Boston
- 58t Ronnie Brown, AFC Wild Card, Jan. 5, 2014 at Cincinnati
- Paul Lowe, AFL Championship, Jan. 5, 1964 vs. Boston
- 56t Keith Lincoln, AFL Championship, Jan. 5, 1964 vs. Boston

PASSING

Most Attempts, Career

- 355 Philip Rivers 2004-19
- 286 Dan Fouts 1973-87
- 228 Stan Humphries 1992-97

Most Completions, Career

- 211 Philip Rivers, 2004-19
- 159 Dan Fouts, 1973-1987
- 118 Stan Humphries, 1992-97

Highest Completion Pct., Career (min. 40 att.)

- 73.8 Drew Brees, 2001-04
- 59.4 Philip Rivers, 2004-19
- 58.1 Justin Herbert, 2020-22

Most Attempts, Game

- 53 Dan Fouts, AFC Divisional, Jan. 2, 1982 at Miami (OT)
- 51 Philip Rivers, AFC Divisional, Jan. 13, 2019 at New England
- 49 Stan Humphries, Super Bowl XXIX, Jan. 29, 1995 vs. San Francisco

Most Completions, Game

- 33 Dan Fouts, AFC Divisional, Jan. 2, 1982 at Miami (OT)
- 31 Drew Brees, AFC Wild Card, Jan. 8, 2005 vs. New York Jets
- 28 Stan Humphries, AFC Wild Card, Dec. 31, 1995 vs. Indianapolis

Highest Completion Pct, Game (min. 10 att.)

- 75.0 Philip Rivers, AFC Wild Card, Jan. 5, 2014 at Cincinnati
- 73.8 Drew Brees, AFC Wild Card, Jan. 8, 2005 vs. New York Jets
- 73.7 Philip Rivers, AFC Divisional, Jan. 13, 2008 at Indianapolis

Most Yards, Career

- 2,656 Philip Rivers, 2004-19
- 2,125 Dan Fouts, 1973-87
- 1,347 Stan Humphries, 1992-97

Most Yards, Game

- 433 Dan Fouts, AFC Divisional, Jan. 2, 1982 at Miami (OT)
- 336 Dan Fouts, AFC Championship, Jan. 11, 1981 vs. Oakland
- 333 Dan Fouts, AFC First Round, Jan. 9, 1983 at Pittsburgh

Most Touchdowns, Career

- 14 Philip Rivers, 2004-19
- 12 Dan Fouts, 1973-87
- 6 Stan Humphries, 1992-97

Most Touchdowns, Game

- 3 (5x) Last: Philip Rivers, AFC Divisional, Jan. 13, 2019 at New England
- 2 (6x) Last: Philip Rivers, AFC Divisional, Jan. 12, 2014 at Denver
- 1 (10x) Last: Justin Herbert, AFC Wild Card, Jan. 14, 2023 at Jacksonville

Highest Passer Rating, Career (min. 40 att.)

- 101.2 Drew Brees, 2001-04
- 84.7 Justin Herbert, 2020-22
- 84.2 Philip Rivers, 2004-19

Highest Passer Rating, Game (min. 10 att.)

- 145.3 Tobin Rote, AFL Championship, Jan. 5, 1964 vs. Boston
- 133.2 Philip Rivers, AFC Divisional, Jan. 13, 2008 at Indianapolis
- 132.1 John Hadl, AFL Championship, Jan. 5, 1964 vs. Boston

Most Games 300 Yards or More, Career

- 5 Dan Fouts, 1973-87
- 2 Philip Rivers, 2004-19
- 1 Drew Brees, 2001-04

Most Games 400 Yards or More, Career

- 1 Dan Fouts, 1973-87

Longest Completion

- 62t Philip Rivers, AFC Divisional, Jan. 11, 2009 at Pittsburgh
- 58 Philip Rivers, AFC Divisional, Jan. 14, 2007 vs. New England
- 56t Philip Rivers, AFC Divisional, Jan. 13, 2008 at Indianapolis

Most Interceptions, Career

- 16 Dan Fouts, 1973-87
- 13 Stan Humphries, 1992-97
- 10 Philip Rivers, 2004-19

Most Interceptions, Game

- 5 Dan Fouts, AFC Second Round, Jan. 16, 1983 at Miami
- Dan Fouts, AFC Divisional, Dec. 29, 1979 vs. Houston Oilers
- 4 (3x) Last: Stan Humphries, AFC Wild Card, Dec. 31, 1995 vs. Indianapolis
- 2 (9x) Last: Philip Rivers, AFC Divisional, Jan. 17, 2010 vs. New York Jets

RECEIVING

Most Receptions, Career

- 51 Antonio Gates, 2003-18
- 39 Ronnie Harmon, 1990-95
- 30 Charlie Joiner, 1976-86

Most Receptions, Game

- 13 Kellen Winslow, AFC Divisional, Jan. 2, 1982 at Miami (OT)
- 10 Ronnie Harmon, AFC Wild Card, Dec. 31, 1995 vs. Indianapolis
- 9 (4x) Last: Eric Parker, AFC Wild Card, Jan. 8, 2005 vs. New York Jets

Most Yards, Career

- 540 Antonio Gates, 2003-18
- 539 Charlie Joiner, 1976-86
- 503 Vincent Jackson, 2005-09

Most Yards, Game

- 166 Kellen Winslow, AFC Divisional, Jan. 2, 1982 at Miami (OT)
- 142 Keenan Allen, AFC Divisional, Jan. 12, 2014 at Denver
- 133 Ronnie Harmon, AFC Wild Card, Dec. 31, 1995 vs. Indianapolis

Most Touchdowns, Career

- 4 Kellen Winslow, 1979-87
- Charlie Joiner, 1976-86
- 3 Keenan Allen, 2013-22
- Vincent Jackson, 2005-11
- 2 (5x) Last: Antonio Gates, 2003-18

Most Touchdowns, Game

- 2 (4x) Last: Keenan Allen, AFC Divisional, Jan. 12, 2014 at Denver
- 1 (31x) Last: Gerald Everett, AFC Wild Card, Jan. 14, 2023 at Jacksonville

SCRIMMAGE YARDS

Most, Career

- 644 Chuck Muncie, 1980-84
- 540 Antonio Gates, 2003-18
- 539 Charlie Joiner, 1976-86

Most, Game

- 329 Keith Lincoln, AFL Championship, Jan. 5, 1964 vs. Boston
- 187 LaDainian Tomlinson, AFC Divisional, Jan. 14, 2007 vs. New England
- 170 Paul Lowe, AFL Championship, Jan. 1, 1961 at Houston Oilers

INTERCEPTIONS

Most Interceptions, Career

- 3 Asante Samuel, 2020-22
- Drayton Florence, 2003-07
- Glen Edwards, 1978-81
- 2 (5x) Last: Quentin Jammer, 2002-09
- 1 (21x) Last: Drue Tranquill, 2019-22

Most Interceptions, Game

- 3 Asante Samuel, AFC Wild Card, Jan. 14, 2023 at Jacksonville
- 2 (4x) Last: Glen Edwards, AFC Divisional, Jan. 3, 1981 vs. Buffalo
- 1 (29x) Last: Drue Tranquill, AFC Wild Card, Jan. 14, 2023 at Jacksonville

Most Interception Return Yards, Career

- 62 Glen Edwards, 1978-81
- 45 Bud Whitehead, 1961-68
- 40 Darren Carrington, 1991-94

Most Interception Return Yards, Game

- 45 Bud Whitehead, AFL Championship, Dec. 24, 1961 vs. Houston Oilers
- 40 Darren Carrington, AFC Wild Card, Jan. 12, 1993 vs. Kansas City
- 35 Bruce Laird, AFC First Round, Jan. 9, 1983 at Pittsburgh
- Glen Edwards, AFC Divisional, Jan. 2, 1982 at Miami (OT)

Longest Interception Return

- 40 Darren Carrington, AFC Wild Card, Jan. 12, 1993 vs. Kansas City
- 30 Shareece Wright, AFC Wild Card, Jan. 5, 2014 at Cincinnati
- Antonio Cromartie, AFC Divisional, Jan. 13, 2008 at Indianapolis
- 24 Quentin Jammer, AFC Divisional, Jan. 17, 2010 vs. New York Jets

SACKS

Most, Career (since 1982)

- 3.0 Shawn Lee, 1992-95
- 2.5 Leslie O'Neal, 1992-95
- 2.0 Melvin Ingram, 2012-20
- Eric Weddle, 2007-15
- Luis Castillo, 2005-11
- Shawne Merriman, 2005-10
- Raylee Johnson, 1993-2003
- Burt Grossman, 1989-93

Most, Game (since 1982)

- 2.5 Leslie O'Neal, AFC Wild Card, Jan. 2, 1993 vs. Kansas City
- 2.0 (6x) Last: Melvin Ingram, AFC Wild Card, Jan. 6, 2019 at Baltimore
- 1.5 Steve Foley, AFC Wild Card, Jan. 8, 2005 vs. New York Jets

PUNTING

Most Punts, Career

- 52 Mike Scifres, 2003-13
- 13 John Kidd, 1990-94
- 11 Donnie Jones, 2018
- Bryan Wagner, 1994

Most Punts, Game

- 7 Mike Scifres, AFC Divisional, Jan. 14, 2007 vs. New England
- John Kidd, AFC Divisional, Jan. 10, 1993 at Miami
- 6 (7x) Last: Donnie Jones, AFC Divisional, Jan. 13, 2019 at New England
- 5 (7x) Last: JK Scott, AFC Wild Card, Jan. 14, 2023 at Jacksonville

Most Yards, Career

- 2,330 Mike Scifres, 2003-13
- 587 John Kidd, 1990-94
- 474 Bryan Wagner, 1994

Most Yards, Game

- 324 John Kidd, AFC Divisional, Jan. 10, 1993 at Miami
- 316 Mike Scifres, AFC Wild Card, Jan. 3, 2009 vs. Indianapolis (OT)
- 297 Mike Scifres, AFC Wild Card, Jan. 17, 2010 vs. New York Jets

Longest Punt

- 67 Mike Scifres, AFC Wild Card, Jan. 3, 2009 vs. Indianapolis (OT)
- 66 Mike Scifres, AFC Divisional, Jan. 13, 2008 at Indianapolis
- 65 Darren Bennett, AFC Wild Card, Dec. 31, 1995 vs. Indianapolis

Highest, Career (minimum 4 punts)

- 45.2 John Kidd, 1990-94
- 44.8 Mike Scifres, 2003-13
- 43.9 John Hadl, 1962-72

Highest, Game (minimum 2 punts)

- 59.0 Mike Scifres, AFC Divisional, Jan. 13, 2008 at Indianapolis
- 54.5 Darren Bennett, AFC Wild Card, Dec. 31, 1995 vs. Indianapolis
- 52.7 Mike Scifres, AFC Wild Card, Jan. 3, 2009 vs. Indianapolis (OT)

PUNT RETURNS

Most Returns, Career

- 12 Darren Sproles, 2005-09
- 8 Mike Fuller, 1975-80
- 7 Eric Parker, 2002-06

Most Returns, Game

- 5 Eric Parker, AFC Divisional, Jan. 14, 2007 vs. New England
- 4 (2x) Last: Desmond King, AFC Wild Card, Jan. 6, 2019 at Baltimore
- 3 (6x) Last: Darren Sproles, AFC Wild Card, Jan. 3, 2009 vs. Indianapolis (OT)

Most Yards, Career

- 107 Darren Sproles, 2005-09
- 99 Mike Fuller, 1975-80
- 63 Wes Chandler, 1981-87

Most Yards, Game

- 72 Darren Sproles, AFC Wild Card, Jan. 3, 2009 vs. Indianapolis (OT)
- 56 Wes Chandler, AFC Divisional, Jan. 2, 1982 at Miami (OT)
- 46 Desmond King, AFC Wild Card, Jan. 6, 2019 at Baltimore

Longest Return

- 56t Wes Chandler, AFC Divisional, Jan. 2, 1982 at Miami (OT)
- 33 Desmond King, AFC Wild Card, Jan. 6, 2019 at Baltimore

Most Touchdowns, Career

- 1 Wes Chandler, 1981-87

KICKOFF RETURNS

Most Returns, Career

- 21 Darren Sproles, 2005-09
- 19 Andre Coleman, 1994-96
- 17 James Brooks, 1981-83

Most Returns, Game

- 8 Andre Coleman, Super Bowl XXIX, Jan. 29, 1995 vs. San Francisco
- 6 Andre Coleman, AFC Wild Card, Dec. 31, 1995 vs. Indianapolis
- 5 (6x) Last: Desmond King, AFC Divisional, Jan. 13, 2019 at New England

Most Yards, Career

- 537 Darren Sproles, 2005-09
- 483 Andre Coleman, 1994-96
- 283 James Brooks, 1981-83

Most Yards, Game

- 244 Andre Coleman, Super Bowl XXIX, Jan. 29, 1995 vs. San Francisco
- 164 Darren Sproles, AFC Divisional, Jan. 11, 2009 at Pittsburgh
- 147 Leslie "Speedy" Duncan, AFL Championship, Dec. 26, 1964 at Buffalo

Longest Return

- 98t Andre Coleman, Super Bowl XXIX, Jan. 29, 1995 vs. San Francisco
- 72 Desmond King, AFC Wild Card, Jan. 6, 2019 at Baltimore
- 63 Darren Sproles, AFC Divisional, Jan. 11, 2009 at Pittsburgh

Most Touchdowns, Career

- 1 Andre Coleman, 1994-96

SERVICE

Most Games

- 12 Antonio Gates, 2003-18
- David Binn, 1994-2010
- 11 Philip Rivers, 2004-19
- 10 Nick Hardwick, 2004-13
- Mike Scifres, 2004-13

TEAM POSTSEASON RECORDS

*NFL Record

POINTS

Most, Quarter

- 24 AFC Divisional, Jan. 2, 1982 at Miami (1st Q)
- 21 AFL Championship,
Jan. 5, 1964 vs. Boston (1st Q)
- 17 AFC Wild Card, Jan. 14, 2023 at Jax. (1st Q)
- AFC Divisional, Jan. 12, 2014 at Den. (4th Q)

Most, Quarter, Opponent

- 21 AFC Divisional,
Jan. 13, 2019 at New England (2nd Q)
- AFC Divisional, Jan. 10, 1993 at Mia. (2nd Q)
- AFC Championship,
Jan. 11, 1981 vs. Oakland (1st Q)
- 20 AFC Second Round,
Jan. 16, 1983 at Miami (2nd Q)
- 14 (11x) Last: AFC Wild Card, Jan. 6, 2019 at Bal.

Most Quarter, Both Teams

- 33 AFC Second Round,
Jan. 16, 1983 at Miami (2nd Q)
- 28 (4x) Last: AFC Divisional,
Jan. 11, 2009 at Pittsburgh (4th Q)
- 25 AFC Wild Card, Jan. 6, 2019 at Bal. (4th Q)

Most, Game

- 51 AFL Championship, Jan. 5, 1964 vs. Boston
- 41 AFC Divisional, Jan. 2, 1982 at Miami (OT)
- 31 AFC First Round, Jan. 9, 1983 at Pittsburgh

Most, Game, Opponent

- 49 Super Bowl XXIX, Jan. 29, 1995 vs. S.F.
- 41 AFC Divisional, Jan. 13, 2019 at New England
- 38 AFC Divisional, Jan. 2, 1982 at Miami (OT)

Most, Game, Both Teams

- 79 AFC Divisional, Jan. 2, 1982 at Miami (OT)
- 75 Super Bowl XXIX, Jan. 29, 1995 vs. S.F.
- 69 AFC Divisional, Jan. 13, 2019 at New England

Fewest, Game

- 0 AFC Divisional, Jan. 10, 1993 at Miami
- AFL Championship, Dec. 26, 1965 vs. Buffalo
- 3 AFL Championship,
Dec. 24, 1961 vs. Houston Oilers
- 7 AFC Championship,
Jan. 10, 1982 at Cincinnati
- AFL Championship, Dec. 26, 1964 at Buffalo

Fewest, Game, Opponent

- 0 AFC Wild Card, Jan. 2, 1993 vs. Kansas City
- 6 AFC Wild Card, Jan. 6, 2008 vs. Tennessee
- 10 (3x) Last: AFC Wild Card,
Jan. 5, 2014 at Cincinnati

Fewest, Game, Both Teams

- 13 AFL Championship,
Dec. 24, 1961 vs. Houston Oilers
- 17 AFC Wild Card, Jan. 2, 1993 vs. Kansas City
- 23 (2x) Last: AFC Wild Card,
Jan. 6, 2008 vs. Tennessee

TOUCHDOWNS

Most, Game

- 7 AFL Championship, Jan. 5, 1964 vs. Boston
- 5 AFC Divisional, Jan. 2, 1982 at Miami (OT)
- 4 (3x) Last: AFC Divisional,
Jan. 13, 2019 at New England

Most, Game, Opponent

- 7 Super Bowl XXIX, Jan. 29, 1995 vs. S.F.
- 5 (4x) Last: AFC Divisional,
Jan. 13, 2019 at New England
- 4 (5x) Last: AFC Wild Card,
Jan. 14, 2023 at Jacksonville

Most, Game, Both Teams

- 10 Super Bowl XXIX, Jan. 29, 1995 vs. S.F.
- AFC Divisional, Jan. 2, 1982 at Miami (OT)
- 9 AFC Divisional, Jan. 13, 2019 at New England
- 8 (3x) Last: AFC Divisional,
Jan. 11, 2009 at Pittsburgh

POINTS AFTER TOUCHDOWN

Most, Game

- 6 AFL Championship, Jan. 5, 1964 vs. Boston
- 5 AFC Divisional, Jan. 2, 1982 at Miami (OT)
- 4 (2x) Last: AFC Divisional,
Jan. 13, 2008 at Indianapolis

Most, Game, Opponent

- 7 Super Bowl XXIX, Jan. 29, 1995 vs. S.F.
- 5 (4x) Last: AFC Divisional,
Jan. 13, 2019 at New England
- 4 (4x) Last: AFC Divisional,
Jan. 10, 1993 at Miami

Most, Game, Both Teams

- 10 Super Bowl XXIX, Jan. 29, 1995 vs. S.F.
- AFC Divisional, Jan. 2, 1982 at Miami (OT)
- 8 (2x) Last: AFC Divisional,
Jan. 11, 2009 at Pittsburgh
- 7 (5x) Last: AFC Divisional,
Jan. 13, 2019 at New England

Most Two-Point Conversions, Game

- 2 Super Bowl XXIX, Jan. 29, 1995 vs. S.F.
- 1 AFC Divisional, Jan. 13, 2019 at New England

Most Two-Point Conversions, Game, Opponent

- 1 AFC Wild Card, Jan. 14, 2023 at Jacksonville
- AFC Divisional, Jan. 14, 2007 vs. N.E.

FIELD GOALS

Most, Game

- 5 AFC Wild Card, Jan. 6, 2019 at Baltimore
- 4 AFC Championship, Jan. 20, 2008 at N.E.
- 3 AFC Wild Card, Jan. 14, 2023 at Jacksonville
- AFL Championship,
Jan. 1, 1961 at Houston Oilers

Most, Game, Opponent

- 4 AFC Championship, Jan. 20, 2008 at N.E.
- 3 (2x) Last: AFC Divisional,
Jan. 14, 2007 at New England
- 2 (7x) Last: AFC Divisional,
Jan. 13, 2019 at New England

Most, Game, Both Teams

- 6 AFC Wild Card, Jan. 6, 2019 at Baltimore
- 4 (4x) Last: AFC Wild Card,
Jan. 14, 2023 at Jacksonville
- 3 (7x) Last: AFC Wild Card,
Jan. 5, 2014 at Cincinnati

FIRST DOWNS

Most, Game

- 33 AFC Divisional, Jan. 2, 1982 at Miami (OT)
- 29 AFC First Round, Jan. 9, 1983 at Pittsburgh
- 28 AFC Divisional, Jan. 8, 1995 vs. Miami

Most, Game, Opponent

- 30 AFC Divisional, Jan. 13, 2019 at New England
- 29 AFC Second Round, Jan. 16, 1983 at Miami
- 28 Super Bowl XXIX, Jan. 29, 1995 vs. S.F.

Most, Game, Both Teams

- 58 AFC Divisional, Jan. 2, 1982 at Miami (OT)
- 55 AFC First Round, Jan. 9, 1983 at Pittsburgh
- 52 AFC Divisional, Jan. 13, 2019 at New England

Fewest, Game

- 10 AFC Divisional, Jan. 10, 1993 at Miami
- 12 AFL Championship, Dec. 26, 1965 vs. Buffalo
- 13 (2x) Last: AFC Divisional,
Jan. 12, 2014 at Denver

Fewest, Game, Opponent

- 11 AFC Wild Card, Jan. 6, 2019 at Baltimore
- 14 (3x) Last: AFC Divisional,
Jan. 17, 2010 vs. New York Jets
- 15 (2x) Last: AFC Wild Card,
Jan. 6, 2008 vs. Tennessee

Fewest, Game, Both Teams

- 25 AFC Wild Card, Jan. 6, 2019 at Baltimore
- 26 AFL Championship, Dec. 26, 1965 vs. Buffalo
- 28 AFC Divisional, Jan. 10, 1993 at Miami

FIRST DOWNS RUSHING

Most, Game

- 12 AFC Divisional, Jan. 14, 2007 at N.E.
- AFC Divisional, Jan. 8, 1995 vs. Miami
- 11 (5x) Last: AFC Wild Card,
Jan. 3, 2009 vs. Indianapolis (OT)
- 10 AFC Divisional, Jan. 2, 1982 at Miami (OT)

Most, Game, Opponent

- 15 AFC Second Round, Jan. 16, 1983 at Miami
- 13 (2x) Last: AFC Divisional,
Jan. 12, 2014 at Denver
- 12 (2x) Last: AFC Divisional,
Jan. 11, 2009 at Pittsburgh

Most, Game, Both Teams

- 20 AFC Second Round, Jan. 16, 1983 at Miami
- 19 (2x) Last: AFC Wild Card,
Jan. 5, 2014 at Cincinnati
- 17 (3x) Last: AFC Championship,
Jan. 20, 2008 at New England

Fewest, Game

- 1 (2x) Last: AFC Divisional,
Jan. 12, 2014 at Denver
- 2 (2x) Last: AFC Divisional,
Jan. 13, 2019 at New England
- 3 (2x) Last: AFC Wild Card,
Jan. 6, 2019 at Baltimore

Fewest, Game, Opponent

- 2 AFC Divisional, Jan. 8, 1995 vs. Miami
- 3 (3x) Last: AFC Divisional,
Jan. 14, 2007 at New England
- 4 (5x) Last: AFC Wild Card,
Jan. 6, 2019 at Baltimore

Fewest, Game, Both Teams

- 7 AFC Wild Card, Jan. 6, 2019 at Baltimore
- 8 (3x) Last: AFC Divisional,
Jan. 17, 2010 vs. New York Jets
- 9 AFC Wild Card, Jan. 14, 2023 at Jacksonville
- AFL Championship, Dec. 26, 1965 vs. Buffalo

FIRST DOWNS PASSING

Most, Game

- 21 AFC Divisional, Jan. 2, 1982 at Miami (OT)
- 20 AFC Wild Card, Dec. 31, 1995 vs. Indianapolis
- 19 AFC First Round, Jan. 9, 1983 at Pittsburgh

Most, Game, Opponent

- 21 AFC Divisional, Jan. 13, 2008 at Indianapolis
- AFC Divisional, Jan. 2, 1982 at Miami (OT)
- 20 AFC Wild Card, Jan. 5, 2014 at Cincinnati
- 19 AFC First Round, Jan. 9, 1983 at Pittsburgh

Most, Game, Both Teams

- 42 AFC Divisional, Jan. 2, 1982 at Miami (OT)
- 38 AFC First Round, Jan. 9, 1983 at Pittsburgh
- 35 AFC Divisional, Jan. 13, 2008 at Indianapolis

Fewest, Game

- 7 (5x) Last: AFC Divisional, Jan. 10, 1993 at Miami
- 8 (3x) Last: AFC Wild Card, Jan. 6, 2019 at Baltimore
- 9 (4x) Last: AFC Wild Card, Jan. 5, 2014 at Cincinnati

Fewest, Game, Opponent

- 5 AFC Divisional, Dec. 29, 1979 vs. Houston Oilers
- 6 AFC Divisional, Jan. 17, 2010 vs. N.Y. Jets
- 7 AFC Wild Card, Jan. 6, 2019 at Baltimore

Fewest, Game, Both Teams

- 15 (2x) Last: AFC Wild Card, Jan. 6, 2019 at Baltimore
- 16 (3x) Last: AFC Divisional, Jan. 10, 1993 at Miami
- 17 (2x) Last: AFC Wild Card, Jan. 2, 1993 vs. Kansas City

TOTAL NET YARDS GAINED

Most, Game

- 601 AFL Championship, Jan. 5, 1964 vs. Boston
- 564 AFC Divisional, Jan. 2, 1982 at Miami (OT)
- 479 AFC First Round, Jan. 9, 1983 at Pittsburgh

Most, Game, Opponent

- 498 AFC Divisional, Jan. 13, 2019 at New England
- 466 AFC Divisional, Jan. 2, 1982 at Miami (OT)
- 449 Super Bowl XXIX, Jan. 29, 1995 vs. S.F.

Most, Game, Both Teams

- 1,030 AFC Divisional, Jan. 2, 1982 at Miami (OT)
- 901 AFC First Round, Jan. 9, 1983 at Pittsburgh
- 862 AFL Championship, Jan. 5, 1964 vs. Boston

NET YARDS GAINED RUSHING

Most, Game

- 309 AFL Championship, Jan. 5, 1964 vs. Boston
- 202 AFC Wild Card, Jan. 8, 1995 vs. Miami
- 196 AFC Wild Card, Jan. 5, 2014 at Cincinnati

Most, Game, Opponent

- 219 AFL Championship, Dec. 26, 1964 vs. Buffalo
- 214 AFC Second Round, Jan. 16, 1983 at Miami
- 178 AFC Wild Card, Dec. 31, 1995 vs. Indianapolis

Most, Game, Both Teams

- 384 AFL Championship, Jan. 5, 1964 vs. Boston
- 343 AFL Championship, Dec. 26, 1964 vs. Buffalo
- 323 AFC Wild Card, Dec. 31, 1995 vs. Indianapolis

NET YARDS GAINED PASSING

Most, Game

- 415 AFC Divisional, Jan. 2, 1982 at Miami (OT)
- 351 AFC Championship, Jan. 11, 1981 vs. Oakland
- 333 AFC First Round, Jan. 9, 1983 at Pittsburgh

Most, Game, Opponent

- 402 AFC Divisional, Jan. 13, 2008 at Indianapolis
- 388 AFC Divisional, Jan. 2, 1982 at Miami (OT)
- 349 AFC Championship, Jan. 15, 1995 at Pit.

Most, Game, Both Teams

- 803 AFC Divisional, Jan. 2, 1982 at Miami (OT)
- 714 AFC Divisional, Jan. 13, 2008 at Indianapolis
- 659 AFC Divisional, Jan. 13, 2019 at New England

LEAGUE

STATS

2024 NATIONAL FOOTBALL LEAGUE

TEAM OFFENSIVE TOTALS

CATEGORY	BAL	BUF	CIN	CLE	DEN	HOU	IND	JAX	KC	LAC	LV
GAMES (W-L-T)	4-2-0	4-2-0	2-4-0	1-5-0	3-3-0	5-1-0	3-3-0	1-5-0	5-0-0	3-2-0	2-4-0
FIRST DOWNS	150	113	121	90	91	122	115	108	106	76	105
Rushing	65	48	34	35	43	29	44	35	39	31	23
Passing	76	52	79	45	44	86	59	65	58	40	72
Penalty	9	13	8	10	4	7	12	8	9	5	10
YDS GAINED (tot)	2722	1858	2099	1441	1669	2251	2021	1917	1773	1407	1760
Avg per Game	453.7	309.7	349.8	240.2	278.2	375.2	336.8	319.5	354.6	281.4	293.3
RUSHING (net)	1232	740	601	583	644	713	706	699	589	639	477
Avg per Game	205.3	123.3	100.2	97.2	107.3	118.8	117.7	116.5	117.8	127.8	79.5
Rushes	209	172	132	136	149	158	153	131	150	153	128
Yards per Rush	5.9	4.3	4.6	4.3	4.3	4.5	4.6	5.3	3.9	4.2	3.7
PASSING (net)	1490	1118	1498	858	1025	1538	1315	1218	1184	768	1283
Avg per Game	248.3	186.3	249.7	143.0	170.8	256.3	219.2	203.0	236.8	153.6	213.8
Attempts	177	159	201	200	198	222	186	200	160	127	212
Completions	119	100	144	123	121	150	111	122	111	82	145
Completion Pct	67.2%	62.9%	71.6%	61.5%	61.1%	67.6%	59.7%	61.0%	69.4%	64.6%	68.4%
Yards Gained	1530	1165	1578	1036	1082	1669	1394	1362	1235	839	1417
Sacked	7	8	15	31	9	17	10	17	9	12	18
Yards Lost	40	47	80	178	57	131	79	144	51	71	134
Had Intercepted	2	0	2	3	5	4	7	3	6	1	7
Yards Opp Ret	38	0	33	25	34	44	51	29	78	0	128
Opp TDs on Int	0	0	0	0	0	0	0	0	0	0	1
PUNTS	18	23	20	34	35	27	24	22	13	27	26
Avg Yards	45.2	49.2	52.9	52.4	46.6	43.3	50.4	51.1	50.5	47.7	50.9
PUNT RETURNS	9	6	10	20	13	17	7	9	10	5	11
Avg Return	10.7	9.8	6.0	10.9	12.5	7.7	14.6	12.0	7.2	11.0	6.1
Returned for TD	0	0	0	0	0	0	0	0	0	0	0
KICKOFF RETURNS	10	5	14	15	6	6	7	11	7	4	9
Avg Return	22.3	32.0	24.4	24.5	26.8	30.2	27.9	24.5	25.3	21.3	27.1
Returned for TD	0	0	0	0	0	0	0	0	0	0	0
PENALTIES	47	35	30	50	43	51	30	38	27	29	32
Yards Penalized	411	274	235	357	390	429	230	280	245	205	254
FUMBLES BY	6	5	8	6	6	4	5	9	3	6	7
Fumbles Lost	3	2	4	3	4	3	1	4	2	1	5
Opp Fumbles	5	6	5	9	5	5	9	4	8	4	3
Opp Fumbles Lost	2	4	2	4	3	2	5	2	2	4	0
POSS. TIME (avg)	32:32	28:32	28:09	30:22	28:26	32:47	25:47	27:33	31:46	31:48	29:13
TOUCHDOWNS	21	20	18	9	10	15	17	12	12	9	12
Rushing	10	9	6	2	4	5	7	4	5	3	6
Passing	10	10	12	5	5	10	10	8	6	6	6
Returns	1	1	0	2	1	0	0	0	1	0	0
EXTRA POINT KICKS	21/21	18/20	15/16	7/8	9/9	14/14	16/16	11/11	10/11	7/8	9/9
2-PT CONVERSIONS	0/0	0/0	1/2	1/1	0/1	0/1	0/1	0/1	0/1	0/1	2/3
FIELD GOALS MADE/ATTEMPTED	10/13	9/12	10/12	10/12	13/14	13/15	7/9	10/11	12/14	10/11	8/10
POINTS SCORED	177	165	157	95	112	143	139	113	118	91	109

2024 NATIONAL FOOTBALL LEAGUE

TEAM DEFENSIVE TOTALS

CATEGORY	BAL	BUF	CIN	CLE	DEN	HOU	IND	JAX	KC	LAC	LV
POINTS ALLOWED	149	126	152	141	96	135	139	178	85	66	163
OPP FIRST DOWNS	118	117	136	109	110	98	130	136	88	74	108
Rushing	16	43	60	47	32	34	51	40	27	25	40
Passing	88	66	66	56	62	51	68	84	53	42	59
Penalty	14	8	10	6	16	13	11	12	8	7	9
OPP YARDS GAINED (tot)	2008	2105	2136	2002	1706	1662	2337	2340	1527	1446	1959
Avg per Game	334.7	350.8	356.0	333.7	284.3	277.0	389.5	390.0	305.4	289.2	326.5
OPP RUSHING (net)	354	841	876	824	685	683	931	680	442	486	842
Avg per Game	59.0	140.2	146.0	137.3	114.2	113.8	155.2	113.3	88.4	97.2	140.3
Rushes	117	159	197	177	171	150	202	158	118	115	170
Yards per Rush	3.0	5.3	4.5	4.7	4.0	4.6	4.6	4.3	3.8	4.2	5.0
OPP PASSING (net)	1654	1264	1260	1178	1021	979	1406	1660	1085	960	1117
Avg per Game	275.7	210.7	210.0	196.3	170.2	163.2	234.3	276.7	217.0	192.0	186.2
Pass Attempts	222	208	196	174	191	180	193	216	168	153	180
Pass Completions	149	137	127	102	123	96	135	153	105	106	121
Completion Pct	67.1%	65.9%	64.8%	58.6%	64.4%	53.3%	70.0%	70.8%	62.5%	69.3%	67.2%
Yards Gained	1789	1369	1299	1265	1144	1110	1497	1744	1122	1047	1237
Sacked	19	16	8	15	22	19	12	14	9	13	14
Yards Lost	135	105	39	87	123	131	91	84	37	87	120
INTERCEPTED BY	3	6	4	1	5	5	4	1	2	5	2
Yards Returned	0	82	68	0	158	37	5	22	15	60	16
Returned for TD	0	1	0	0	1	0	0	0	0	0	0
OPP PUNT RETURNS	7	9	9	16	13	7	9	12	5	9	9
Avg Return	6.4	12.7	5.7	14.4	6.5	4.9	12.3	9.1	6.8	9.6	15.7
Returned for TD	0	0	0	1	0	0	0	0	0	0	0
OPP KICKOFF RETURNS	8	6	5	11	9	17	1	3	7	5	13
Avg Return	29.3	35.7	27.2	24.4	23.8	23.8	26.0	28.7	27.0	28.0	24.8
Returned for TD	0	1	0	0	0	0	0	0	0	0	0
OPP TOUCHDOWNS	16	14	18	15	9	16	15	21	9	7	17
Rushing	5	4	7	8	4	4	6	7	2	2	7
Passing	11	8	10	6	5	12	9	14	7	5	8
Returns	0	2	1	1	0	0	0	0	0	0	2

2024 NATIONAL FOOTBALL LEAGUE

TEAM OFFENSIVE TOTALS

CATEGORY	MIA	NE	NYJ	PIT	TEN	ARI	ATL	CAR	CHI	DAL	DET
GAMES (W-L-T)	2-3-0	1-5-0	2-4-0	4-2-0	1-4-0	2-4-0	4-2-0	1-5-0	4-2-0	3-3-0	4-1-0
FIRST DOWNS	88	91	110	110	86	111	123	101	118	116	118
Rushing	31	32	29	46	36	49	38	36	39	30	51
Passing	45	49	71	46	39	52	74	58	63	72	60
Penalty	12	10	10	18	11	10	11	7	16	14	7
YDS GAINED (tot)	1512	1545	1826	1790	1266	1993	2210	1791	1809	2019	2080
Avg per Game	302.4	257.5	304.3	298.3	253.2	332.2	368.3	298.5	301.5	336.5	416.0
RUSHING (net)	584	739	523	789	591	871	682	668	629	463	789
Avg per Game	116.8	123.2	87.2	131.5	118.2	145.2	113.7	111.3	104.8	77.2	157.8
Rushes	148	159	134	199	133	164	146	141	168	133	165
Yards per Rush	4.0	4.7	3.9	4.0	4.4	5.3	4.7	4.7	3.7	3.5	4.8
PASSING (net)	928	806	1303	1001	675	1122	1528	1123	1180	1556	1291
Avg per Game	185.6	134.3	217.2	166.8	135.0	187.0	254.7	187.2	196.7	259.3	258.2
Attempts	161	176	225	161	142	170	208	208	199	238	153
Completions	100	103	140	107	92	116	138	130	130	151	109
Completion Pct	62.1%	58.5%	62.2%	66.5%	64.8%	68.2%	66.4%	62.5%	65.3%	63.5%	71.2%
Yards Gained	1039	961	1423	1125	784	1186	1598	1199	1317	1654	1373
Sacked	16	23	16	16	16	11	10	12	20	16	10
Yards Lost	111	155	120	124	109	64	70	76	137	98	82
Had Intercepted	4	3	5	1	7	2	5	7	5	7	4
Yards Opp Ret	64	73	63	0	87	30	72	83	36	112	31
Opp TDs on Int	1	1	1	0	2	0	0	0	0	0	0
PUNTS	19	32	27	25	25	18	14	25	26	17	14
Avg Yards	44.7	51.3	47.8	47.5	47.2	50.4	48.6	44.3	48.4	50.5	48.9
PUNT RETURNS	6	11	16	12	16	5	8	10	10	5	12
Avg Return	16.0	10.6	8.5	10.3	8.8	8.2	10.0	9.4	9.1	19.2	8.5
Returned for TD	0	0	0	0	0	0	0	0	0	1	0
KICKOFF RETURNS	4	10	11	7	11	16	8	21	9	13	5
Avg Return	27.5	23.8	26.7	21.0	25.8	29.7	24.8	26.6	27.8	34.2	28.2
Returned for TD	0	0	0	0	0	1	0	0	0	0	0
PENALTIES	43	37	50	43	34	32	36	42	37	47	39
Yards Penalized	390	327	462	306	292	300	313	350	280	361	370
FUMBLES BY	7	10	5	8	4	10	7	7	6	9	1
Fumbles Lost	2	5	2	3	3	6	2	3	2	4	0
Opp Fumbles	4	11	6	9	4	3	6	3	9	5	5
Opp Fumbles Lost	1	4	4	4	2	3	2	3	6	1	3
POSS. TIME (avg)	31:30	28:24	30:30	32:03	31:33	27:47	26:58	28:17	30:48	27:40	31:43
TOUCHDOWNS	5	8	13	11	10	14	15	11	18	11	18
Rushing	3	3	3	6	5	4	4	4	7	2	9
Passing	2	5	10	5	5	8	9	7	9	8	9
Returns	0	0	0	0	0	2	2	0	2	1	0
EXTRA POINT KICKS	3/3	8/8	11/11	10/10	10/10	12/12	12/12	10/10	14/15	9/9	16/17
2-PT CONVERSIONS	0/2	0/0	0/2	0/1	0/0	2/2	1/2	0/1	1/3	0/2	0/0
FIELD GOALS MADE/ATTEMPTED	9/12	9/11	8/12	16/17	8/8	11/12	15/17	9/10	8/10	17/19	9/9
POINTS SCORED	60	83	113	124	96	133	149	103	148	126	151

2024 NATIONAL FOOTBALL LEAGUE

TEAM DEFENSIVE TOTALS

CATEGORY	MIA	NE	NYJ	PIT	TEN	ARI	ATL	CAR	CHI	DAL	DET
POINTS ALLOWED	113	143	108	86	110	163	135	203	101	168	91
OPP FIRST DOWNS	82	121	108	101	76	138	127	136	98	123	111
Rushing	34	40	44	35	31	55	56	56	37	58	25
Passing	39	69	46	61	35	73	66	67	55	57	66
Penalty	9	12	18	5	10	10	5	13	6	8	20
OPP YARDS GAINED (tot)	1427	2153	1638	1767	1244	2240	2014	2279	1752	2139	1647
Avg per Game	285.4	358.8	273.0	294.5	248.8	373.3	335.7	379.8	292.0	356.5	329.4
OPP RUSHING (net)	629	782	745	513	559	918	856	921	672	859	416
Avg per Game	125.8	130.3	124.2	85.5	111.8	153.0	142.7	153.5	112.0	143.2	83.2
Rushes	134	169	175	143	141	197	194	205	146	189	100
Yards per Rush	4.7	4.6	4.3	3.6	4.0	4.7	4.4	4.5	4.6	4.5	4.2
OPP PASSING (net)	798	1371	893	1254	685	1322	1158	1358	1080	1280	1231
Avg per Game	159.6	228.5	148.8	209.0	137.0	220.3	193.0	226.3	180.0	213.3	246.2
Pass Attempts	129	198	165	193	138	170	190	174	188	171	202
Pass Completions	81	134	100	125	81	122	139	121	118	111	130
Completion Pct	62.8%	67.7%	60.6%	64.8%	58.7%	71.8%	73.2%	69.5%	62.8%	64.9%	64.4%
Yards Gained	860	1446	1021	1368	756	1382	1196	1387	1212	1359	1328
Sacked	9	14	20	14	9	11	5	6	18	14	15
Yards Lost	62	75	128	114	71	60	38	29	132	79	97
INTERCEPTED BY	3	3	2	7	1	5	5	3	7	4	7
Yards Returned	2	37	0	96	30	10	93	34	64	9	48
Returned for TD	0	0	0	0	0	0	1	0	1	0	0
OPP PUNT RETURNS	7	18	13	10	15	10	9	11	13	9	3
Avg Return	11.0	8.1	5.8	5.7	13.9	12.2	10.8	10.3	9.5	14.3	0.3
Returned for TD	0	0	0	0	0	0	0	0	0	0	0
OPP KICKOFF RETURNS	7	5	4	6	5	5	16	14	16	15	7
Avg Return	24.6	24.0	23.5	27.0	30.2	37.2	27.9	24.4	30.1	24.7	38.3
Returned for TD	0	0	0	0	0	0	0	0	0	0	0
OPP TOUCHDOWNS	12	15	10	9	11	19	12	24	10	19	9
Rushing	8	7	5	2	3	8	4	12	6	10	5
Passing	3	7	4	7	5	10	8	12	4	9	4
Returns	1	1	1	0	3	1	0	0	0	0	0

2024 NATIONAL FOOTBALL LEAGUE

TEAM OFFENSIVE TOTALS

CATEGORY	GB	LAR	MIN	NO	NYG	PHI	SEA	SF	TB	WAS	NFL/Avg
GAMES (W-L-T)	4-2-0	1-4-0	5-0-0	2-4-0	2-4-0	3-2-0	3-3-0	3-3-0	4-2-0	4-2-0	---
FIRST DOWNS	124	104	92	116	117	102	135	135	134	132	111.3
Rushing	50	40	32	49	40	43	33	47	41	53	39.7
Passing	63	54	48	57	68	54	89	77	80	69	61.4
Penalty	11	10	12	10	9	5	13	11	13	10	10.2
YDS GAINED (tot)	2405	1620	1616	1919	1916	1834	2239	2523	2203	2268	1915.7
Avg per Game	400.8	324.0	323.2	319.8	319.3	366.8	373.2	420.5	367.2	378.0	333.2
RUSHING (net)	1003	487	577	717	635	731	579	948	821	944	699.8
Avg per Game	167.2	97.4	115.4	119.5	105.8	146.2	96.5	158.0	136.8	157.3	121.7
Rushes	198	123	142	174	164	156	125	188	155	186	155.4
Yards per Rush	5.1	4.0	4.1	4.1	3.9	4.7	4.6	5.0	5.3	5.1	4.5
PASSING (net)	1402	1133	1039	1202	1281	1103	1660	1575	1382	1324	1215.9
Avg per Game	233.7	226.6	207.8	200.3	213.5	220.6	276.7	262.5	230.3	220.7	211.5
Attempts	180	176	138	176	220	157	251	185	189	169	185.1
Completions	111	118	88	114	136	106	173	121	134	126	121.0
Completion Pct	61.7%	67.1%	63.8%	64.8%	61.8%	67.5%	68.9%	65.4%	70.9%	74.6%	65.3%
Yards Gained	1455	1238	1135	1249	1343	1194	1778	1629	1489	1402	1308.7
Sacked	8	16	15	10	14	14	19	13	17	15	14.4
Yards Lost	53	105	96	47	62	91	118	54	107	78	92.8
Had Intercepted	6	3	4	6	4	4	6	4	5	2	4.2
Yards Opp Ret	33	28	26	47	34	57	44	12	88	0	46.3
Opp TDs on Int	1	0	0	1	1	0	0	0	0	0	0.3
PUNTS	19	14	20	20	24	14	25	14	19	11	21.6
Avg Yards	45.7	48.5	46.1	43.5	47.6	47.5	49.9	42.4	43.5	46.3	48.0
PUNT RETURNS	7	5	8	10	8	8	8	9	6	5	9.4
Avg Return	9.0	13.4	4.5	14.3	6.0	8.3	8.1	5.7	7.2	16.6	9.6
Returned for TD	0	0	0	1	0	0	0	0	0	0	0.1
KICKOFF RETURNS	3	5	3	11	16	10	18	7	14	8	9.5
Avg Return	28.0	27.0	20.0	28.0	24.1	24.0	31.3	24.7	27.8	31.0	26.7
Returned for TD	0	0	0	0	0	0	1	0	0	0	0.1
PENALTIES	46	27	37	36	31	33	46	30	36	36	37.8
Yards Penalized	343	209	281	360	247	236	352	279	253	274	309.2
FUMBLES BY	5	3	9	5	8	8	6	9	7	6	6.4
Fumbles Lost	2	3	5	3	4	4	4	4	2	1	3.0
Opp Fumbles	12	6	6	7	7	3	8	11	11	6	6.4
Opp Fumbles Lost	8	2	2	2	5	0	2	5	4	3	3.0
POSS. TIME (avg)	31:55	29:12	28:59	29:27	32:39	30:35	28:30	34:05	30:50	30:55	30:00
TOUCHDOWNS	18	10	16	20	10	12	17	16	21	19	14.0
Rushing	3	6	3	10	3	6	9	5	5	13	5.4
Passing	14	3	11	9	6	6	6	9	15	6	7.8
Returns	1	1	2	1	1	0	2	2	1	0	0.8
EXTRA POINT KICKS	16/16	7/8	16/16	17/19	6/7	10/10	15/15	15/15	19/20	17/17	96.8%
2-PT CONVERSIONS	1/2	0/2	0/0	0/1	0/3	2/2	0/2	0/1	0/1	1/2	27.9%
FIELD GOALS MADE/ATTEMPTED	12/17	9/10	9/9	10/10	10/13	6/8	9/12	17/18	11/11	15/18	85.6%
POINTS SCORED	162	94	139	167	96	106	146	162	178	178	129.2

2024 NATIONAL FOOTBALL LEAGUE

TEAM DEFENSIVE TOTALS

CATEGORY	GB	LAR	MIN	NO	NYG	PHI	SEA	SF	TB	WAS	NFL/Avg
POINTS ALLOWED	121	139	76	147	121	112	150	130	141	145	129.2
OPP FIRST DOWNS	124	106	96	124	99	96	111	103	129	127	111.3
Rushing	44	50	15	43	34	36	42	33	43	45	39.7
Passing	68	44	73	70	59	52	59	64	74	72	61.4
Penalty	12	12	8	11	6	8	10	6	12	10	10.2
OPP YARDS GAINED (tot)	2032	1869	1654	2375	1884	1707	2038	1897	2194	2124	1915.7
Avg per Game	338.7	373.8	330.8	395.8	314.0	341.4	339.7	316.2	365.7	354.0	333.2
OPP RUSHING (net)	660	788	336	802	698	615	868	606	680	826	699.8
Avg per Game	110.0	157.6	67.2	133.7	116.3	123.0	144.7	101.0	113.3	137.7	121.7
Rushes	152	163	93	155	133	128	174	139	144	164	155.4
Yards per Rush	4.3	4.8	3.6	5.2	5.3	4.8	5.0	4.4	4.7	5.0	4.5
OPP PASSING (net)	1372	1081	1318	1573	1186	1092	1170	1291	1514	1298	1215.9
Avg per Game	228.7	216.2	263.6	262.2	197.7	218.4	195.0	215.2	252.3	216.3	211.5
Pass Attempts	207	128	230	221	185	159	182	195	245	173	185.1
Pass Completions	134	89	139	143	132	97	121	120	159	121	121.0
Completion Pct	64.7%	69.5%	60.4%	64.7%	71.4%	61.0%	66.5%	61.5%	64.9%	69.9%	65.3%
Yards Gained	1491	1156	1445	1665	1343	1158	1284	1367	1634	1397	1308.7
Sacked	16	9	20	15	26	11	17	16	17	17	14.4
Yards Lost	119	75	127	92	157	66	114	76	120	99	92.8
INTERCEPTED BY	9	2	11	10	1	2	2	6	5	1	4.2
Yards Returned	116	4	121	160	1	1	4	121	28	38	46.3
Returned for TD	1	1	2	0	0	0	0	1	0	0	0.3
OPP PUNT RETURNS	5	7	8	8	11	6	13	7	8	6	9.4
Avg Return	6.8	10.4	4.6	6.3	7.5	8.8	10.6	13.1	14.4	8.2	9.6
Returned for TD	0	0	0	0	0	0	0	0	1	0	0.1
OPP KICKOFF RETURNS	16	1	5	28	5	3	14	13	7	27	9.5
Avg Return	24.6	27.0	24.0	24.7	30.2	20.0	25.1	33.8	25.3	25.7	26.7
Returned for TD	0	0	0	0	0	0	0	1	0	0	0.1
OPP TOUCHDOWNS	15	17	9	15	12	11	16	14	15	17	14.0
Rushing	4	6	1	7	3	3	6	5	8	5	5.4
Passing	10	10	8	5	7	7	9	8	6	12	7.8
Returns	1	1	0	3	2	1	1	1	1	0	0.8

2024 NATIONAL FOOTBALL LEAGUE

2024 NATIONAL FOOTBALL LEAGUE

AFC TEAM RANKINGS

TEAM	OFFENSE			DEFENSE		
	TOTAL	RUSH	PASS	TOTAL	RUSH	PASS
BAL	*1	*1	3	11	*1	15
BUF	7	4	9	12	13	11
CIN	4	13	2	13	15	10
CLE	16	14	14	10	12	8
DEN	13	12	11	4	8	5
HOU	2	6	1	3	7	4
IND	5	9	5	15	16	14
JAX	6	11	8	16	6	16
KC	3	8	4	8	3	12
LAC	12	3	13	6	4	7
LV	11	16	7	9	14	6
MIA	9	10	10	5	10	3
NE	14	5	16	14	11	13
NYJ	8	15	6	2	9	2
PIT	10	2	12	7	2	9
TEN	15	7	15	*1	5	*1

NFC TEAM RANKINGS

TEAM	OFFENSE			DEFENSE		
	Total	Rush	Pass	Total	Rush	Pass
ARI	10	6	16	13	14	10
ATL	6	10	5	6	11	2
CAR	16	11	15	15	15	11
CHI	15	13	14	1	5	1
DAL	9	16	3	11	12	5
DET	2	3	4	4	2	13
GB	3	1	6	7	4	12
LAR	11	14	8	14	16	7
MIN	12	9	12	5	1	16
NO	13	8	13	16	9	15
NYG	14	12	11	2	7	4
PHI	8	5	10	9	8	9
SEA	5	15	*1	8	13	3
SF	1	2	2	3	3	6
TB	7	7	7	12	6	14
WAS	4	4	9	10	10	8

t = Tied for position

* = League Leader

2024 NATIONAL FOOTBALL LEAGUE

NFL TEAM RANKINGS

TEAM	OFFENSE			DEFENSE		
	TOTAL	RUSH	PASS	TOTAL	RUSH	PASS
ARI	15	7	24	27	29	22
ATL	8	21	6	17	25	9
BAL	*1	*1	8	16	*1	31
BUF	21	11	25	21	23	15
CAR	25	22	23	29	30	23
CHI	24	25	22	7	10	6
CIN	12	26	7	23	28	14
CLE	32	28	30	15	21	11
DAL	14	32	3	24	26	16
DEN	29	23	27	4	14	5
DET	3	4	4	13	3	27
GB	4	2	10	18	8	25
HOU	6	14	5	3	13	4
IND	13	17	15	30	31	26
JAX	19	19	20	31	11t	32
KC	11	16	9	9	5	20
LAC	28	10	29	6	6	8
LAR	16	27	12	28	32	18
LV	27	31	17	12	24	7
MIA	23	18	26	5	18	3
MIN	17	20	19	14	2	30
NE	30	12	32	25	19	24
NO	18	13	21	32	20	29
NYG	20	24	18	10	15	12
NYJ	22	30	16	2	17	2
PHI	10	6	14	20	16	21
PIT	26	9	28	8	4	13
SEA	7	29	*1	19	27	10
SF	2	3	2	11	7	17
TB	9	8	11	26	11t	28
TEN	31	15	31	*1	9	*1
WAS	5	5	13	22	22	19

t = Tied for position

* = League Leader

2024 NATIONAL FOOTBALL LEAGUE

AFC TEAM OFFENSE RANK

TEAM	(A)	(B)	(C)	(D)	(E)	(F)	(G)	(H)	(I)	(J)	(K)	(L)	(M)	(N)	(O)	(P)	(Q)
BAL	1	1	1	1	3	1	5	1	1	1	4t	7	14	14	13	1	13
BUF	7	7	4	9	9	5	1	3	6	9	1t	10	1	8	12	2	14t
CIN	4	2	13	5	2	3	4	7	4	2	4t	16	12	1	1	3	8t
CLE	16	16	14	10	14	16	6t	16	16	16	7t	6	10	2	6	14	8t
DEN	13	12	12	8	11	13	12	2	14t	15	3	3	6	13	8	11	3
HOU	2	4	6	6	1	6	9	8	3	6	7t	13	2	16	14	4	6
IND	5	3	9	4	5	4	15	4	5	3	9	2	3	7	5	6	12
JAX	6	6	11	2	8	8	6t	10	9	12	10t	4	11	4	2	9t	4t
KC	3	5	8	14	4	2	14	5	2	4	1t	14	9	6	3	5	7
LAC	12	10	3	11	13	10	3	11	13	5	15t	5	15	10	10	12	4t
LV	11	8	16	16	7	9	13	9	11	10	13	15	5	5	7	13	11
MIA	9	13	10	13	10	12	11	12t	10	13	14	1	4	15	15	16	14t
NE	14	15	5	3	16	15	8	15	14t	11	6	8	13	3	4	15	10
NYJ	8	9	15	15	6	11	10	6	7t	7	15t	12	7	9	9	9t	16
PIT	10	11	2	12	12	7	2	12t	7t	8	10t	9	16	11	11	7	2
TEN	15	14	7	7	15	14	16	14	12	14	10t	11	8	12	16	8	1

AFC TEAM DEFENSE RANK

TEAM	(A)	(B)	(C)	(D)	(E)	(F)	(G)	(H)	(I)	(J)	(K)	(L)	(M)	(N)	(O)	(P)	(Q)	(R)	(S)
BAL	11	13	1	1	15	15	10	5	12	11	5t	5	14	4	8	13	3t	5	1
BUF	12	12	13	16	11	5	3	8	11	12	3	13	16	2	5	6	8t	2	12
CIN	13	9	15	9	10	11	8	16	15t	14t	13	2	11	16	16	14	8t	8t	8t
CLE	10	11	12	13	8	12	15	4	9	6	16	15	5	15	6	11	3t	12	15
DEN	4	2	8	5	5	2	5	2	10	10	1	6	3	8	9	3	13	6	8t
HOU	3	4	7	10	4	4	4	3	3	5	10t	1	2	13	14	8	15t	7	2
IND	15	15	16	11	14	14	7	14	14	16	10t	12	8	1	1	10	11	10	13
JAX	16	16	6	8	16	16	16	13	15t	13	15	9	13	7	12	16	10	16	14
KC	8	7	3	3	12	10	12	15	6	7	4	7	9t	14	13	4	3t	1	3
LAC	6	6	4	6	7	8	2	6	1	9	5t	10	12	10	15	1	1	4	10
LV	9	10	14	15	6	6	13	7	7t	2	14	16	7	6	11	15	14	13	11
MIA	5	8	10	14	3	7	6	11	4	1	5t	11	6	11	3	9	2	15	5
NE	14	14	11	12	13	13	9	10	13	14t	2	8	4	5	2	12	7	14	16
NYJ	2	3	9	7	2	3	11	1	7t	4	9	4	1	3	4	5	12	8t	4
PIT	7	5	2	2	9	9	1	9	5	8	8	3	9t	9	10	2	3t	3	7
TEN	1	1	5	4	1	1	14	12	2	3	10t	14	15	12	7	7	15t	11	6

- (A) Total Yards per Game
- (B) Total Yards per Play
- (C) Rushing Yards per Game
- (D) Rushing Yards per Attempt
- (E) Passing Net Yards per Game
- (F) Passing Net Yards per Play
- (G) Passing, Percent Had Intercepted
- (H) Sacks per Pass Play
- (I) First Downs per Game
- (J) Third Down Efficiency

- (K) Fourth Down Efficiency
- (L) Punt Return Average
- (M) Kickoff Return Average
- (N) Gross Punting Average
- (O) Net Punting Average
- (P) Points per Game
- (Q) Field Goal Percentage
- (R) Points per Game Differential (combined offense/defense)
- (S) Net Yards per Game Differential (combined offense/defense)

2024 NATIONAL FOOTBALL LEAGUE

NFC TEAM OFFENSE RANK

TEAM	(A)	(B)	(C)	(D)	(E)	(F)	(G)	(H)	(I)	(J)	(K)	(L)	(M)	(N)	(O)	(P)	(Q)
ARI	10	7	6	1	16	10	1	6	14	8	11	11	4	2	3t	11	6
ATL	6	6	10	9	5	5	7	2	8	15	5t	5	12	5	12	8	10
CAR	16	14	11	7	15	16	15	4	16	16	16	6	11	13	14	15	7t
CHI	15	16	13	15	14	15	8	15	10	14	2	7	9	7	7	9	12
DAL	9	12	16	16	3	12	13	8	12t	6	12t	1	1	1	9	13	9
DET	2	2	3	6	4	2	10	7	1	5	5t	9	5	4	1	1	1t
GB	3	3	1	4	6	3	14	1	7	9	8t	8	6t	12	8	6t	16
LAR	11	13	14	13	8	13	3	14	6	10	7	4	10	6	2	14	7t
MIN	12	10	9	12	12	6	12	16	15	7	8t	16	16	11	6	5	1t
NO	13	11	8	11	13	8	16	3	12t	2	14t	3	6t	15	11	4	1t
NYG	14	15	12	14	11	14	4	5	11	13	4	14	14	8	3t	16	13
PHI	8	9	5	8	10	9	9	12	9	11	3	10	15	9	5	12	14t
SEA	5	8	15	10	1	11	6	10	2t	12	10	12	2	3	10	10	14t
SF	1	1	2	5	2	1	5	9	2t	4	12t	15	13	16	16	6t	5
TB	7	5	7	2	7	7	11	13	4	3	14t	13	8	14	15	2t	1t
WAS	4	4	4	3	9	4	2	11	5	1	1	2	3	10	13	2t	11

NFC TEAM DEFENSE RANK

TEAM	(A)	(B)	(C)	(D)	(E)	(F)	(G)	(H)	(I)	(J)	(K)	(L)	(M)	(N)	(O)	(P)	(Q)	(R)	(S)
ARI	13	13	14	9	10	14	7	14	16	16	9t	13	15	14	14	13	11t	13	13
ATL	6	3	11	5	2	7	8	16	10t	15	7t	12	11	3	2	8	16	9	5
CAR	15	12	15	6	11	15	11	15	15	14	2	9	3	9	6	16	14t	16	16
CHI	1	2	5	8	1	1	4	3	1	3	9t	8	12	8	9	2	4	3	8
DAL	11	10	12	7	5	13	9	7	7	4	15	15	5	6	4	15	14t	14	12
DET	4	4	2	2	13	4	5	9	14	1	3	1	16	7	5	3	10	2	2
GB	7	6	4	3	12	9	3	8	8t	8	6	4	4	11	8	4t	5t	4	3
LAR	14	16	16	12	7	16	12	10	12	12	16	10	10	15	7	14	8t	15	14
MIN	5	1	1	1	16	2	1	5	5t	2	4	2	2	5	12	1	1	1	11
NO	16	15	9	15	15	11	2	13	8t	10	5	3	6	1	1	11	8t	8	15
NYG	2	9	7	16	4	3	16	1	2	6	7t	5	13	10	13	4t	3	12	9
PHI	9	11	8	11	9	10	13	12	5t	7	12t	7	1	2	3	7	7	11	6
SEA	8	8	13	13	3	6	14	4	4	5	1	11	7	13	15	12	5t	10	4
SF	3	7	3	4	6	8	6	6	3	11	11	14	14	16	16	6	13	7	1
TB	12	5	6	10	14	5	10	11	13	9	12t	16	8	4	11	9	2	5	10
WAS	10	14	10	14	8	12	15	2	10t	13	12t	6	9	12	10	10	11t	6	7

- (A) Total Yards per Game
- (B) Total Yards per Play
- (C) Rushing Yards per Game
- (D) Rushing Yards per Attempt
- (E) Passing Net Yards per Game
- (F) Passing Net Yards per Play
- (G) Passing, Percent Had Intercepted
- (H) Sacks per Pass Play
- (I) First Downs per Game
- (J) Third Down Efficiency

- (K) Fourth Down Efficiency
- (L) Punt Return Average
- (M) Kickoff Return Average
- (N) Gross Punting Average
- (O) Net Punting Average
- (P) Points per Game
- (Q) Field Goal Percentage
- (R) Points per Game Differential (combined offense/defense)
- (S) Net Yards per Game Differential (combined offense/defense)

2024 NATIONAL FOOTBALL LEAGUE

NFL TEAM OFFENSE RANK

TEAM	(A)	(B)	(C)	(D)	(E)	(F)	(G)	(H)	(I)	(J)	(K)	(L)	(M)	(N)	(O)	(P)	(Q)
BAL	1	1	1	1	8	1	5	1	1	1	5t	11	29	26	22	4	25t
BUF	21	16	11	19	25	12	1	5	19	24	1t	15	2	11	21	7	27t
CIN	12	8	26	15	7	8	4	16	13	5	5t	29t	25	1	1	10	18t
CLE	32	32	28	20	30	32	8t	32	32	32	10t	10	23	2	7	30	18t
DEN	29	27	23	18	27	29	20	3	30t	31	4	7	16	22	10	25	8
HOU	6	11	14	16	5	15	12	18	12	11	10t	25	5	31	23	14	16
IND	13	9	17	14	15	10	31	6	18	8	12	4	10	9	6	16	24
JAX	19	15	19	2	20	21	8t	20	24	28	17t	8	24	4	2	22t	10t
KC	11	14	16	27	9	7	30	7	7	9	1t	26	20	6	3	15	17
LAC	28	24	10	21	29	23	3	25	29	10	31t	9	30	17	14	26	10t
LV	27	22	31	31	17	22	26	19	26	25	29	28	14	5	9	27	22t
MIA	23	29	18	26	26	27	18	26t	25	29	30	3	13	27	28	32	27t
NE	30	31	12	12	32	31	10t	31	30t	27	8	12	28	3	5	31	21
NYJ	22	23	30	28	16	25	15	15	22t	13	31t	20t	17	16	11	22t	32
PIT	26	26	9	24	28	20	2	26t	22t	19	17t	13	31	19	18	20	7
TEN	31	30	15	17	31	30	32	30	27	30	17t	19	19	21	30	21	1t
ARI	15	10	7	3	24	16	6	11	20	15	23	23	6	8	12t	17	9
ATL	8	7	21	11	6	6	17	4	10	23	14t	14	21	13	26	11	15
CAR	25	21	22	9	23	28	28	9	28	26	28	16	18	28	29	28	12t
CHI	24	28	25	30	22	26	19	28	14	22	7	17	12	15	17	12	22t
DAL	14	19	32	32	3	18	25	13	16t	12	24t	1	1	7	20	19	14
DET	3	3	4	8	4	3	22	12	2	7	14t	20t	7	12	4	1	1t
GB	4	4	2	6	10	4	27	2	9	16	17t	18	8t	25	19	8t	31
LAR	16	20	27	25	12	19	10t	24	8	17	16	6	15	14	8	24	12t
MIN	17	17	20	23	19	9	24	29	21	14	17t	32	32	24	16	6	1t
NO	18	18	13	22	21	13	29	8	16t	3	26t	5	8t	30	25	5	1t
NYG	20	25	24	29	18	24	13	10	15	21	13	29t	26	18	12t	29	25t
PHI	10	13	6	10	14	14	21	22	11	18	9	22	27	20	15	18	27t
SEA	7	12	29	13	1	17	16	17	3t	20	22	24	3	10	24	13	27t
SF	2	2	3	7	2	2	14	14	3t	6	24t	31	22	32	32	8t	6
TB	9	6	8	4	11	11	23	23	5	4	26t	27	11	29	31	2t	1t
WAS	5	5	5	5	13	5	7	21	6	2	1t	2	4	23	27	2t	18t

- (A) Total Yards per Game
- (B) Total Yards per Play
- (C) Rushing Yards per Game
- (D) Rushing Yards per Attempt
- (E) Passing Net Yards per Game
- (F) Passing Net Yards per Play
- (G) Passing, Percent Had Intercepted
- (H) Sacks per Pass Play
- (I) First Downs per Game

- (J) Third Down Efficiency
- (K) Fourth Down Efficiency
- (L) Punt Return Average
- (M) Kickoff Return Average
- (N) Gross Punting Average
- (O) Net Punting Average
- (P) Points per Game
- (Q) Field Goal Percentage

2024 NATIONAL FOOTBALL LEAGUE

NFL TEAM DEFENSE RANK

TEAM	(A)	(B)	(C)	(D)	(E)	(F)	(G)	(H)	(I)	(J)	(K)	(L)	(M)	(N)	(O)	(P)	(Q)	(R)	(S)
BAL	16	22	1	1	31	27	22	10	18	21	11t	8	25	11	13	24	5t	12	1
BUF	21	21	23	32	15	8	10	16	17	22	7	26	30	5	9	11	11t	6	24t
CIN	23	13	28	14	14	20	17t	30	29t	26t	28	4	21	32	31	26	11t	17t	18t
CLE	15	19	21	21	11	21	30	9	12	13	31t	31	7	31	11	19t	5t	26	31
DEN	4	2	14	6	5	2	13	3	13	19	1	9	4	19	14	4	25t	14	18t
HOU	3	4	13	17	4	4	11	4	3t	10	21t	3	3	27	29	15t	30t	16	3
IND	30	26	31	19	26	26	16	28	27	28	21t	25	17	4	3	18	15t	19	27
JAX	31	30	11t	10	32	29	32	26	29t	25	30	16	24	16	19	31	13	31	28
KC	9	9	5	4	20	18	25	29	9	14	8t	10t	18t	29	28	6	5t	5	6
LAC	6	8	6	8	8	13	7	11	1	18	11t	18	23	22	30	1	2	11	21
LV	12	14	24	27	7	10	26	14	10t	3	29	32	13	15	18	27t	29	27t	23
MIA	5	12	18	23	3	12	15	21	5	1	11t	23	10	24	6	17	3t	30	12
NE	25	23	19	20	24	23	21	19	19	26t	3t	13	5t	14	4	21	10	29	32
NYJ	2	3	17	9	2	3	24	2	10t	9	19t	6	2	7	8	7	18t	17t	9
PIT	8	7	4	2	13	16	5	18	7	15	18	5	18t	20	17	2	5t	7	16
TEN	1	1	9	5	1	1	28	25	2	5	21t	28	27t	26	12	13	30t	22	15
ARI	27	28	29	22	22	30	9	27	32	32	16t	24	31	25	26	27t	23t	24	24t
ATL	17	10	25	13	9	15	12	32	23t	31	11t	22	22	3	2	15t	30t	15	8
CAR	29	27	30	15	23	31	19	31	29t	30	3t	19	8	13	15	32	27t	32	30
CHI	7	6	10	18	6	5	4	6	3t	6	16t	17	26	12	21	5	14	3	13
DAL	24	24	26	16	16	28	14	13	20	7	27	29	11	9	7	30	27t	25	22
DET	13	11	3	7	27	9	6	17	28	2	5	1	32	10	10	8	22	2	4
GB	18	16	8	11	25	19	3	15	21t	16	10	10t	9	18	20	9t	15t	4	5
LAR	28	32	32	26	18	32	20	20	25	24	31t	20	18t	28	16	29	20t	27t	26
MIN	14	5	2	3	30	6	1	8	15t	4	6	2	5t	8	24	3	1	1	20
NO	32	31	20	30	29	24	2	24	21t	20	8t	7	12	1	1	23	20t	13	29
NYG	10	20	15	31	12	7	31	1	6	11	11t	12	27t	17	25	9t	5t	23	14
PHI	20	25	16	25	21	22	23	23	15t	12	21t	15	1	2	5	14	18t	21	10
SEA	19	18	27	28	10	14	27	7	14	8	2	21	14	23	27	25	15t	20	7
SF	11	17	7	12	17	17	8	12	8	23	19t	27	29	30	32	12	25t	10	2
TB	26	15	11t	24	28	11	17t	22	26	17	21t	30	15	6	23	19t	3t	8	17
WAS	22	29	22	29	19	25	29	5	23t	29	21t	14	16	21	22	22	23t	9	11

- (A) Total Yards per Game
- (B) Total Yards per Play
- (C) Rushing Yards per Game
- (D) Rushing Yards per Attempt
- (E) Passing Net Yards per Game
- (F) Passing Net Yards per Play
- (G) Passing, Percent Had Intercepted
- (H) Sacks per Pass Play
- (I) First Downs per Game
- (J) Third Down Efficiency

- (K) Fourth Down Efficiency
- (L) Punt Return Average
- (M) Kickoff Return Average
- (N) Gross Punting Average
- (O) Net Punting Average
- (P) Points per Game
- (Q) Field Goal Percentage
- (R) Points per Game Differential (combined offense/defense)
- (S) Net Yards per Game Differential (combined offense/defense)

2024 NATIONAL FOOTBALL LEAGUE

AFC TOTAL OFFENSE

RANK	TEAM	TOTAL	RUSH	PASS	TOTAL/G	RUSH/G	PASS/G
1	Baltimore	2722	1232	1490	453.7	205.3	248.3
2	Houston	2251	713	1538	375.2	118.8	256.3
3	Kansas City	1773	589	1184	354.6	117.8	236.8
4	Cincinnati	2099	601	1498	349.8	100.2	249.7
5	Indianapolis	2021	706	1315	336.8	117.7	219.2
6	Jacksonville	1917	699	1218	319.5	116.5	203.0
7	Buffalo	1858	740	1118	309.7	123.3	186.3
8	New York Jets	1826	523	1303	304.3	87.2	217.2
9	Miami	1512	584	928	302.4	116.8	185.6
10	Pittsburgh	1790	789	1001	298.3	131.5	166.8
11	Las Vegas	1760	477	1283	293.3	79.5	213.8
12	Los Angeles Chargers	1407	639	768	281.4	127.8	153.6
13	Denver	1669	644	1025	278.2	107.3	170.8
14	New England	1545	739	806	257.5	123.2	134.3
15	Tennessee	1266	591	675	253.2	118.2	135.0
16	Cleveland	1441	583	858	240.2	97.2	143.0
	TOTALS	28857	10849	18008	313.7	117.9	195.7

AFC TOTAL DEFENSE

RANK	TEAM	TOTAL	RUSH	PASS	TOTAL/G	RUSH/G	PASS/G
1	Tennessee	1244	559	685	248.8	111.8	137.0
2	New York Jets	1638	745	893	273.0	124.2	148.8
3	Houston	1662	683	979	277.0	113.8	163.2
4	Denver	1706	685	1021	284.3	114.2	170.2
5	Miami	1427	629	798	285.4	125.8	159.6
6	Los Angeles Chargers	1446	486	960	289.2	97.2	192.0
7	Pittsburgh	1767	513	1254	294.5	85.5	209.0
8	Kansas City	1527	442	1085	305.4	88.4	217.0
9	Las Vegas	1959	842	1117	326.5	140.3	186.2
10	Cleveland	2002	824	1178	333.7	137.3	196.3
11	Baltimore	2008	354	1654	334.7	59.0	275.7
12	Buffalo	2105	841	1264	350.8	140.2	210.7
13	Cincinnati	2136	876	1260	356.0	146.0	210.0
14	New England	2153	782	1371	358.8	130.3	228.5
15	Indianapolis	2337	931	1406	389.5	155.2	234.3
16	Jacksonville	2340	680	1660	390.0	113.3	276.7
	TOTALS	29457	10872	18585	320.2	118.2	202.0

2024 NATIONAL FOOTBALL LEAGUE

NFC TOTAL OFFENSE

RANK	TEAM	TOTAL	RUSH	PASS	TOTAL/G	RUSH/G	PASS/G
1	San Francisco	2523	948	1575	420.5	158.0	262.5
2	Detroit	2080	789	1291	416.0	157.8	258.2
3	Green Bay	2405	1003	1402	400.8	167.2	233.7
4	Washington	2268	944	1324	378.0	157.3	220.7
5	Seattle	2239	579	1660	373.2	96.5	276.7
6	Atlanta	2210	682	1528	368.3	113.7	254.7
7	Tampa Bay	2203	821	1382	367.2	136.8	230.3
8	Philadelphia	1834	731	1103	366.8	146.2	220.6
9	Dallas	2019	463	1556	336.5	77.2	259.3
10	Arizona	1993	871	1122	332.2	145.2	187.0
11	Los Angeles Rams	1620	487	1133	324.0	97.4	226.6
12	Minnesota	1616	577	1039	323.2	115.4	207.8
13	New Orleans	1919	717	1202	319.8	119.5	200.3
14	New York Giants	1916	635	1281	319.3	105.8	213.5
15	Chicago	1809	629	1180	301.5	104.8	196.7
16	Carolina	1791	668	1123	298.5	111.3	187.2
	TOTALS	32445	11544	20901	352.7	125.5	227.2

NFC TOTAL DEFENSE

RANK	TEAM	TOTAL	RUSH	PASS	TOTAL/G	RUSH/G	PASS/G
1	Chicago	1752	672	1080	292.0	112.0	180.0
2	New York Giants	1884	698	1186	314.0	116.3	197.7
3	San Francisco	1897	606	1291	316.2	101.0	215.2
4	Detroit	1647	416	1231	329.4	83.2	246.2
5	Minnesota	1654	336	1318	330.8	67.2	263.6
6	Atlanta	2014	856	1158	335.7	142.7	193.0
7	Green Bay	2032	660	1372	338.7	110.0	228.7
8	Seattle	2038	868	1170	339.7	144.7	195.0
9	Philadelphia	1707	615	1092	341.4	123.0	218.4
10	Washington	2124	826	1298	354.0	137.7	216.3
11	Dallas	2139	859	1280	356.5	143.2	213.3
12	Tampa Bay	2194	680	1514	365.7	113.3	252.3
13	Arizona	2240	918	1322	373.3	153.0	220.3
14	Los Angeles Rams	1869	788	1081	373.8	157.6	216.2
15	Carolina	2279	921	1358	379.8	153.5	226.3
16	New Orleans	2375	802	1573	395.8	133.7	262.2
	TOTALS	31845	11521	20324	346.1	125.2	220.9

2024 NATIONAL FOOTBALL LEAGUE

NFL TOTAL OFFENSE

RANK	TEAM	TOTAL	RUSH	PASS	TOTAL/G	RUSH/G	PASS/G
1	Baltimore	2722	1232	1490	453.7	205.3	248.3
2	San Francisco	2523	948	1575	420.5	158.0	262.5
3	Detroit	2080	789	1291	416.0	157.8	258.2
4	Green Bay	2405	1003	1402	400.8	167.2	233.7
5	Washington	2268	944	1324	378.0	157.3	220.7
6	Houston	2251	713	1538	375.2	118.8	256.3
7	Seattle	2239	579	1660	373.2	96.5	276.7
8	Atlanta	2210	682	1528	368.3	113.7	254.7
9	Tampa Bay	2203	821	1382	367.2	136.8	230.3
10	Philadelphia	1834	731	1103	366.8	146.2	220.6
11	Kansas City	1773	589	1184	354.6	117.8	236.8
12	Cincinnati	2099	601	1498	349.8	100.2	249.7
13	Indianapolis	2021	706	1315	336.8	117.7	219.2
14	Dallas	2019	463	1556	336.5	77.2	259.3
15	Arizona	1993	871	1122	332.2	145.2	187.0
16	Los Angeles Rams	1620	487	1133	324.0	97.4	226.6
17	Minnesota	1616	577	1039	323.2	115.4	207.8
18	New Orleans	1919	717	1202	319.8	119.5	200.3
19	Jacksonville	1917	699	1218	319.5	116.5	203.0
20	New York Giants	1916	635	1281	319.3	105.8	213.5
21	Buffalo	1858	740	1118	309.7	123.3	186.3
22	New York Jets	1826	523	1303	304.3	87.2	217.2
23	Miami	1512	584	928	302.4	116.8	185.6
24	Chicago	1809	629	1180	301.5	104.8	196.7
25	Carolina	1791	668	1123	298.5	111.3	187.2
26	Pittsburgh	1790	789	1001	298.3	131.5	166.8
27	Las Vegas	1760	477	1283	293.3	79.5	213.8
28	Los Angeles Chargers	1407	639	768	281.4	127.8	153.6
29	Denver	1669	644	1025	278.2	107.3	170.8
30	New England	1545	739	806	257.5	123.2	134.3
31	Tennessee	1266	591	675	253.2	118.2	135.0
32	Cleveland	1441	583	858	240.2	97.2	143.0
	TOTALS	61302	22393	38909	333.2	121.7	211.5

2024 NATIONAL FOOTBALL LEAGUE

NFL TOTAL DEFENSE

RANK	TEAM	TOTAL	RUSH	PASS	TOTAL/G	RUSH/G	PASS/G
1	Tennessee	1244	559	685	248.8	111.8	137.0
2	New York Jets	1638	745	893	273.0	124.2	148.8
3	Houston	1662	683	979	277.0	113.8	163.2
4	Denver	1706	685	1021	284.3	114.2	170.2
5	Miami	1427	629	798	285.4	125.8	159.6
6	Los Angeles Chargers	1446	486	960	289.2	97.2	192.0
7	Chicago	1752	672	1080	292.0	112.0	180.0
8	Pittsburgh	1767	513	1254	294.5	85.5	209.0
9	Kansas City	1527	442	1085	305.4	88.4	217.0
10	New York Giants	1884	698	1186	314.0	116.3	197.7
11	San Francisco	1897	606	1291	316.2	101.0	215.2
12	Las Vegas	1959	842	1117	326.5	140.3	186.2
13	Detroit	1647	416	1231	329.4	83.2	246.2
14	Minnesota	1654	336	1318	330.8	67.2	263.6
15	Cleveland	2002	824	1178	333.7	137.3	196.3
16	Baltimore	2008	354	1654	334.7	59.0	275.7
17	Atlanta	2014	856	1158	335.7	142.7	193.0
18	Green Bay	2032	660	1372	338.7	110.0	228.7
19	Seattle	2038	868	1170	339.7	144.7	195.0
20	Philadelphia	1707	615	1092	341.4	123.0	218.4
21	Buffalo	2105	841	1264	350.8	140.2	210.7
22	Washington	2124	826	1298	354.0	137.7	216.3
23	Cincinnati	2136	876	1260	356.0	146.0	210.0
24	Dallas	2139	859	1280	356.5	143.2	213.3
25	New England	2153	782	1371	358.8	130.3	228.5
26	Tampa Bay	2194	680	1514	365.7	113.3	252.3
27	Arizona	2240	918	1322	373.3	153.0	220.3
28	Los Angeles Rams	1869	788	1081	373.8	157.6	216.2
29	Carolina	2279	921	1358	379.8	153.5	226.3
30	Indianapolis	2337	931	1406	389.5	155.2	234.3
31	Jacksonville	2340	680	1660	390.0	113.3	276.7
32	New Orleans	2375	802	1573	395.8	133.7	262.2
	TOTALS	61302	22393	38909	333.2	121.7	211.5

2024 NATIONAL FOOTBALL LEAGUE

2024 NATIONAL FOOTBALL LEAGUE

AFC TEAM TAKEAWAYS/GIVEAWAYS

RANK	TEAM	TAKEAWAYS			GIVEAWAYS			NET DIFF
		INT	FUM	TOTAL	INT	FUM	TOTAL	
1	Buffalo	6	4	10	0	2	2	+8
2t	Los Angeles Chargers	5	4	9	1	1	2	+7
2t	Pittsburgh	7	4	11	1	3	4	+7
4	Indianapolis	4	5	9	7	1	8	+1
5t	Baltimore	3	2	5	2	3	5	0
5t	Cincinnati	4	2	6	2	4	6	0
5t	Houston	5	2	7	4	3	7	0
8t	Cleveland	1	4	5	3	3	6	-1
8t	Denver	5	3	8	5	4	9	-1
8t	New England	3	4	7	3	5	8	-1
8t	New York Jets	2	4	6	5	2	7	-1
12	Miami	3	1	4	4	2	6	-2
13t	Jacksonville	1	2	3	3	4	7	-4
13t	Kansas City	2	2	4	6	2	8	-4
15	Tennessee	1	2	3	7	3	10	-7
16	Las Vegas	2	0	2	7	5	12	-10
	TOTALS	54	45	99	60	47	107	-8

NFC TEAM TAKEAWAYS/GIVEAWAYS

RANK	TEAM	TAKEAWAYS			GIVEAWAYS			NET DIFF
		INT	FUM	TOTAL	INT	FUM	TOTAL	
1	Green Bay	9	8	17	6	2	8	+9
2t	Chicago	7	6	13	5	2	7	+6
2t	Detroit	7	3	10	4	0	4	+6
4	Minnesota	11	2	13	4	5	9	+4
5t	New Orleans	10	2	12	6	3	9	+3
5t	San Francisco	6	5	11	4	4	8	+3
7	Tampa Bay	5	4	9	5	2	7	+2
8	Washington	1	3	4	2	1	3	+1
9t	Arizona	5	3	8	2	6	8	0
9t	Atlanta	5	2	7	5	2	7	0
11t	Los Angeles Rams	2	2	4	3	3	6	-2
11t	New York Giants	1	5	6	4	4	8	-2
13	Carolina	3	3	6	7	3	10	-4
14t	Dallas	4	1	5	7	4	11	-6
14t	Philadelphia	2	0	2	4	4	8	-6
14t	Seattle	2	2	4	6	4	10	-6
	TOTALS	80	51	131	74	49	123	+8

2024 NATIONAL FOOTBALL LEAGUE

NFL TEAM TAKEAWAYS/GIVEAWAYS

RANK	TEAM	TAKEAWAYS			GIVEAWAYS			NET DIFF
		INT	FUM	TOTAL	INT	FUM	TOTAL	
1	Green Bay	9	8	17	6	2	8	+9
2	Buffalo	6	4	10	0	2	2	+8
3t	Los Angeles Chargers	5	4	9	1	1	2	+7
3t	Pittsburgh	7	4	11	1	3	4	+7
5t	Chicago	7	6	13	5	2	7	+6
5t	Detroit	7	3	10	4	0	4	+6
7	Minnesota	11	2	13	4	5	9	+4
8t	New Orleans	10	2	12	6	3	9	+3
8t	San Francisco	6	5	11	4	4	8	+3
10	Tampa Bay	5	4	9	5	2	7	+2
11t	Indianapolis	4	5	9	7	1	8	+1
11t	Washington	1	3	4	2	1	3	+1
13t	Arizona	5	3	8	2	6	8	0
13t	Atlanta	5	2	7	5	2	7	0
13t	Baltimore	3	2	5	2	3	5	0
13t	Cincinnati	4	2	6	2	4	6	0
13t	Houston	5	2	7	4	3	7	0
18t	Cleveland	1	4	5	3	3	6	-1
18t	Denver	5	3	8	5	4	9	-1
18t	New England	3	4	7	3	5	8	-1
18t	New York Jets	2	4	6	5	2	7	-1
22t	Los Angeles Rams	2	2	4	3	3	6	-2
22t	Miami	3	1	4	4	2	6	-2
22t	New York Giants	1	5	6	4	4	8	-2
25t	Carolina	3	3	6	7	3	10	-4
25t	Jacksonville	1	2	3	3	4	7	-4
25t	Kansas City	2	2	4	6	2	8	-4
28t	Dallas	4	1	5	7	4	11	-6
28t	Philadelphia	2	0	2	4	4	8	-6
28t	Seattle	2	2	4	6	4	10	-6
31	Tennessee	1	2	3	7	3	10	-7
32	Las Vegas	2	0	2	7	5	12	-10
	TOTALS	134	96	230	134	96	230	0

2024 NATIONAL FOOTBALL LEAGUE

2024 NATIONAL FOOTBALL LEAGUE

AFC OFFENSE INSIDE THE 20

RANK	TEAM	DRIVES	PTS	TD	TD%	FG	SCORES	SCORE%
1t	Baltimore	24	141	18	75.0%	5	23	95.8%
1t	Houston	16	86	12	75.0%	1	13	81.3%
3	Buffalo	22	118	15	68.2%	5	20	90.9%
4t	Cleveland	9	49	6	66.7%	2	8	88.9%
4t	Las Vegas	15	80	10	66.7%	3	13	86.7%
6	Cincinnati	17	91	11	64.7%	5	16	94.1%
7	Tennessee	13	65	8	61.5%	3	11	84.6%
8	Indianapolis	21	103	12	57.1%	7	19	90.5%
9	New York Jets	17	82	9	52.9%	7	16	94.1%
10t	Denver	18	79	9	50.0%	6	15	83.3%
10t	Pittsburgh	18	80	9	50.0%	6	15	83.3%
12	Jacksonville	21	87	10	47.6%	6	16	76.2%
13	Los Angeles Chargers	12	49	5	41.7%	5	10	83.3%
14	Kansas City	18	75	7	38.9%	9	16	88.9%
15	Miami	11	38	4	36.4%	4	8	72.7%
16	New England	14	50	5	35.7%	5	10	71.4%
	TOTALS	266	1273	150	56.4%	79	229	86.1%

AFC DEFENSE INSIDE THE 20

RANK	TEAM	DRIVES	PTS	TD	TD%	FG	SCORES	SCORE%
1	Denver	12	47	4	33.3%	6	10	83.3%
2	Pittsburgh	18	69	7	38.9%	7	14	77.8%
3	Tennessee	10	45	4	40.0%	6	10	100.0%
4	Los Angeles Chargers	9	39	4	44.4%	4	8	88.9%
5	Buffalo	22	88	10	45.5%	6	16	72.7%
6	Kansas City	15	59	7	46.7%	4	11	73.3%
7	New York Jets	16	70	8	50.0%	5	13	81.3%
8	Cleveland	19	85	10	52.6%	5	15	78.9%
9	Las Vegas	22	109	13	59.1%	7	20	90.9%
10t	Baltimore	18	88	11	61.1%	4	15	83.3%
10t	New England	18	93	11	61.1%	6	17	94.4%
12	Cincinnati	20	106	13	65.0%	5	18	90.0%
13	Miami	12	59	8	66.7%	1	9	75.0%
14	Indianapolis	19	98	13	68.4%	3	16	84.2%
15	Houston	16	85	11	68.8%	3	14	87.5%
16	Jacksonville	21	125	16	76.2%	5	21	100.0%
	TOTALS	267	1265	150	56.2%	77	227	85.0%

2024 NATIONAL FOOTBALL LEAGUE

NFC OFFENSE INSIDE THE 20

RANK	TEAM	DRIVES	PTS	TD	TD%	FG	SCORES	SCORE%
1	New Orleans	21	111	15	71.4%	3	18	85.7%
2	Chicago	17	90	12	70.6%	3	15	88.2%
3	Minnesota	16	89	11	68.8%	4	15	93.8%
4	Tampa Bay	23	121	15	65.2%	6	21	91.3%
5	Seattle	14	73	9	64.3%	4	13	92.9%
6	Arizona	17	86	10	58.8%	5	15	88.2%
7	Detroit	23	110	13	56.5%	7	20	87.0%
8	Washington	26	129	14	53.8%	10	24	92.3%
9	Carolina	15	66	8	53.3%	4	12	80.0%
10	Green Bay	22	102	11	50.0%	8	19	86.4%
11	Atlanta	22	95	10	45.5%	8	18	81.8%
12	Los Angeles Rams	20	82	9	45.0%	7	16	80.0%
13t	New York Giants	18	68	8	44.4%	5	13	72.2%
13t	Philadelphia	18	70	8	44.4%	4	12	66.7%
13t	San Francisco	27	125	12	44.4%	11	23	85.2%
16	Dallas	16	52	6	37.5%	4	10	62.5%
	TOTALS	315	1469	171	54.3%	93	264	83.8%

NFC DEFENSE INSIDE THE 20

RANK	TEAM	DRIVES	PTS	TD	TD%	FG	SCORES	SCORE%
1	New Orleans	21	79	8	38.1%	8	16	76.2%
2	Philadelphia	17	71	7	41.2%	8	15	88.2%
3	New York Giants	12	56	5	41.7%	7	12	100.0%
4	Chicago	16	62	7	43.8%	5	12	75.0%
5	Detroit	15	60	7	46.7%	4	11	73.3%
6	Tampa Bay	25	104	12	48.0%	7	19	76.0%
7	Seattle	24	109	12	50.0%	9	21	87.5%
8	Atlanta	21	95	11	52.4%	6	17	81.0%
9	Minnesota	17	73	9	52.9%	3	12	70.6%
10	Arizona	26	125	14	53.8%	6	20	76.9%
11	San Francisco	18	91	10	55.6%	7	17	94.4%
12	Green Bay	21	98	12	57.1%	5	17	81.0%
13	Los Angeles Rams	18	91	11	61.1%	5	16	88.9%
14	Washington	20	113	14	70.0%	6	20	100.0%
15	Dallas	19	112	14	73.7%	5	19	100.0%
16	Carolina	24	138	18	75.0%	4	22	91.7%
	TOTALS	314	1477	171	54.5%	95	266	84.7%

2024 NATIONAL FOOTBALL LEAGUE

NFL OFFENSE INSIDE THE 20

RANK	TEAM	DRIVES	PTS	TD	TD%	FG	SCORES	SCORE%
1t	Baltimore	24	141	18	75.0%	5	23	95.8%
1t	Houston	16	86	12	75.0%	1	13	81.3%
3	New Orleans	21	111	15	71.4%	3	18	85.7%
4	Chicago	17	90	12	70.6%	3	15	88.2%
5	Minnesota	16	89	11	68.8%	4	15	93.8%
6	Buffalo	22	118	15	68.2%	5	20	90.9%
7t	Cleveland	9	49	6	66.7%	2	8	88.9%
7t	Las Vegas	15	80	10	66.7%	3	13	86.7%
9	Tampa Bay	23	121	15	65.2%	6	21	91.3%
10	Cincinnati	17	91	11	64.7%	5	16	94.1%
11	Seattle	14	73	9	64.3%	4	13	92.9%
12	Tennessee	13	65	8	61.5%	3	11	84.6%
13	Arizona	17	86	10	58.8%	5	15	88.2%
14	Indianapolis	21	103	12	57.1%	7	19	90.5%
15	Detroit	23	110	13	56.5%	7	20	87.0%
16	Washington	26	129	14	53.8%	10	24	92.3%
17	Carolina	15	66	8	53.3%	4	12	80.0%
18	New York Jets	17	82	9	52.9%	7	16	94.1%
19t	Denver	18	79	9	50.0%	6	15	83.3%
19t	Green Bay	22	102	11	50.0%	8	19	86.4%
19t	Pittsburgh	18	80	9	50.0%	6	15	83.3%
22	Jacksonville	21	87	10	47.6%	6	16	76.2%
23	Atlanta	22	95	10	45.5%	8	18	81.8%
24	Los Angeles Rams	20	82	9	45.0%	7	16	80.0%
25t	New York Giants	18	68	8	44.4%	5	13	72.2%
25t	Philadelphia	18	70	8	44.4%	4	12	66.7%
25t	San Francisco	27	125	12	44.4%	11	23	85.2%
28	Los Angeles Chargers	12	49	5	41.7%	5	10	83.3%
29	Kansas City	18	75	7	38.9%	9	16	88.9%
30	Dallas	16	52	6	37.5%	4	10	62.5%
31	Miami	11	38	4	36.4%	4	8	72.7%
32	New England	14	50	5	35.7%	5	10	71.4%
	TOTALS	581	2742	321	55.2%	172	493	84.9%

2024 NATIONAL FOOTBALL LEAGUE

NFL DEFENSE INSIDE THE 20

RANK	TEAM	DRIVES	PTS	TD	TD%	FG	SCORES	SCORE%
1	Denver	12	47	4	33.3%	6	10	83.3%
2	New Orleans	21	79	8	38.1%	8	16	76.2%
3	Pittsburgh	18	69	7	38.9%	7	14	77.8%
4	Tennessee	10	45	4	40.0%	6	10	100.0%
5	Philadelphia	17	71	7	41.2%	8	15	88.2%
6	New York Giants	12	56	5	41.7%	7	12	100.0%
7	Chicago	16	62	7	43.8%	5	12	75.0%
8	Los Angeles Chargers	9	39	4	44.4%	4	8	88.9%
9	Buffalo	22	88	10	45.5%	6	16	72.7%
10t	Detroit	15	60	7	46.7%	4	11	73.3%
10t	Kansas City	15	59	7	46.7%	4	11	73.3%
12	Tampa Bay	25	104	12	48.0%	7	19	76.0%
13t	New York Jets	16	70	8	50.0%	5	13	81.3%
13t	Seattle	24	109	12	50.0%	9	21	87.5%
15	Atlanta	21	95	11	52.4%	6	17	81.0%
16	Cleveland	19	85	10	52.6%	5	15	78.9%
17	Minnesota	17	73	9	52.9%	3	12	70.6%
18	Arizona	26	125	14	53.8%	6	20	76.9%
19	San Francisco	18	91	10	55.6%	7	17	94.4%
20	Green Bay	21	98	12	57.1%	5	17	81.0%
21	Las Vegas	22	109	13	59.1%	7	20	90.9%
22t	Baltimore	18	88	11	61.1%	4	15	83.3%
22t	Los Angeles Rams	18	91	11	61.1%	5	16	88.9%
22t	New England	18	93	11	61.1%	6	17	94.4%
25	Cincinnati	20	106	13	65.0%	5	18	90.0%
26	Miami	12	59	8	66.7%	1	9	75.0%
27	Indianapolis	19	98	13	68.4%	3	16	84.2%
28	Houston	16	85	11	68.8%	3	14	87.5%
29	Washington	20	113	14	70.0%	6	20	100.0%
30	Dallas	19	112	14	73.7%	5	19	100.0%
31	Carolina	24	138	18	75.0%	4	22	91.7%
32	Jacksonville	21	125	16	76.2%	5	21	100.0%
	TOTALS	581	2742	321	55.2%	172	493	84.9%

2024 NATIONAL FOOTBALL LEAGUE

2024 NATIONAL FOOTBALL LEAGUE

AFC TEAM OFFENSE FIRST DOWNS, THIRD DOWNS & FOURTH DOWNS

RANK	TEAM	FIRST DOWNS				THIRD DOWNS			FOURTH DOWNS		
		TOTAL	RUSH	PASS	PEN	MADE	ATT	PCT	MADE	ATT	PCT
1	Baltimore	150	65	76	9	35	68	51.5%	3	4	75.0%
2	Houston	122	29	86	7	34	82	41.5%	5	8	62.5%
3	Cincinnati	121	34	79	8	33	72	45.8%	3	4	75.0%
4	Indianapolis	115	44	59	12	32	75	42.7%	4	7	57.1%
5	Buffalo	113	48	52	13	23	67	34.3%	7	7	100.0%
6t	New York Jets	110	29	71	10	34	83	41.0%	0	3	0.0%
6t	Pittsburgh	110	46	46	18	32	82	39.0%	3	6	50.0%
8	Jacksonville	108	35	65	8	21	69	30.4%	7	14	50.0%
9	Kansas City	106	39	58	9	26	61	42.6%	4	4	100.0%
10	Las Vegas	105	23	72	10	25	75	33.3%	2	9	22.2%
11t	Denver	91	43	44	4	20	80	25.0%	7	9	77.8%
11t	New England	91	32	49	10	26	84	31.0%	6	9	66.7%
13	Cleveland	90	35	45	10	15	78	19.2%	10	16	62.5%
14	Miami	88	31	45	12	20	66	30.3%	2	14	14.3%
15	Tennessee	86	36	39	11	17	58	29.3%	3	6	50.0%
16	Los Angeles Chargers	76	31	40	5	31	73	42.5%	0	1	0.0%
	TOTALS	1682	600	926	156	424	1173	36.1%	66	121	54.5%

AFC TEAM DEFENSE FIRST DOWNS, THIRD DOWNS & FOURTH DOWNS

RANK	TEAM	FIRST DOWNS				THIRD DOWNS			FOURTH DOWNS		
		TOTAL	RUSH	PASS	PEN	MADE	ATT	PCT	MADE	ATT	PCT
1	Los Angeles Chargers	74	25	42	7	25	67	37.3%	3	6	50.0%
2	Tennessee	76	31	35	10	21	66	31.8%	4	6	66.7%
3	Miami	82	34	39	9	14	55	25.5%	2	4	50.0%
4	Kansas City	88	27	53	8	21	59	35.6%	4	10	40.0%
5	Houston	98	34	51	13	27	79	34.2%	6	9	66.7%
6	Pittsburgh	101	35	61	5	26	73	35.6%	4	7	57.1%
7t	Las Vegas	108	40	59	9	22	73	30.1%	3	4	75.0%
7t	New York Jets	108	44	46	18	25	74	33.8%	3	5	60.0%
9	Cleveland	109	47	56	6	28	80	35.0%	5	5	100.0%
10	Denver	110	32	62	16	33	86	38.4%	0	4	0.0%
11	Buffalo	117	43	66	8	33	78	42.3%	5	15	33.3%
12	Baltimore	118	16	88	14	30	73	41.1%	2	4	50.0%
13	New England	121	40	69	12	34	76	44.7%	1	4	25.0%
14	Indianapolis	130	51	68	11	39	86	45.3%	8	12	66.7%
15t	Cincinnati	136	60	66	10	34	76	44.7%	10	14	71.4%
15t	Jacksonville	136	40	84	12	35	79	44.3%	7	9	77.8%
	TOTALS	1712	599	945	168	447	1180	37.9%	67	118	56.8%

2024 NATIONAL FOOTBALL LEAGUE

NFC TEAM OFFENSE FIRST DOWNS, THIRD DOWNS & FOURTH DOWNS

RANK	TEAM	FIRST DOWNS				THIRD DOWNS			FOURTH DOWNS		
		TOTAL	RUSH	PASS	PEN	MADE	ATT	PCT	MADE	ATT	PCT
1t	San Francisco	135	47	77	11	32	70	45.7%	2	5	40.0%
1t	Seattle	135	33	89	13	29	75	38.7%	4	9	44.4%
3	Tampa Bay	134	41	80	13	32	68	47.1%	1	3	33.3%
4	Washington	132	53	69	10	35	72	48.6%	9	9	100.0%
5	Green Bay	124	50	63	11	30	74	40.5%	2	4	50.0%
6	Atlanta	123	38	74	11	22	64	34.4%	5	9	55.6%
7t	Chicago	118	39	63	16	29	82	35.4%	8	11	72.7%
7t	Detroit	118	51	60	7	26	58	44.8%	5	9	55.6%
9	New York Giants	117	40	68	9	32	87	36.8%	9	16	56.3%
10t	Dallas	116	30	72	14	32	78	41.0%	4	10	40.0%
10t	New Orleans	116	49	57	10	33	70	47.1%	2	6	33.3%
12	Arizona	111	49	52	10	26	64	40.6%	3	7	42.9%
13	Los Angeles Rams	104	40	54	10	25	62	40.3%	6	11	54.5%
14	Philadelphia	102	43	54	5	27	68	39.7%	7	11	63.6%
15	Carolina	101	36	58	7	22	71	31.0%	4	13	30.8%
16	Minnesota	92	32	48	12	24	59	40.7%	2	4	50.0%
	TOTALS	1878	671	1038	169	456	1122	40.6%	73	137	53.3%

NFC TEAM DEFENSE FIRST DOWNS, THIRD DOWNS & FOURTH DOWNS

RANK	TEAM	FIRST DOWNS				THIRD DOWNS			FOURTH DOWNS		
		TOTAL	RUSH	PASS	PEN	MADE	ATT	PCT	MADE	ATT	PCT
1t	Minnesota	96	15	73	8	22	71	31.0%	4	13	30.8%
1t	Philadelphia	96	36	52	8	20	58	34.5%	4	6	66.7%
3	Chicago	98	37	55	6	25	78	32.1%	5	9	55.6%
4	New York Giants	99	34	59	6	24	70	34.3%	4	8	50.0%
5	San Francisco	103	33	64	6	33	76	43.4%	6	10	60.0%
6	Los Angeles Rams	106	50	44	12	23	52	44.2%	2	2	100.0%
7t	Detroit	111	25	66	20	16	54	29.6%	3	10	30.0%
7t	Seattle	111	42	59	10	27	80	33.8%	1	5	20.0%
9	Dallas	123	58	57	8	23	70	32.9%	9	13	69.2%
10t	Green Bay	124	44	68	12	25	69	36.2%	4	9	44.4%
10t	New Orleans	124	43	70	11	29	72	40.3%	4	10	40.0%
12t	Atlanta	127	56	66	5	38	79	48.1%	4	8	50.0%
12t	Washington	127	45	72	10	30	65	46.2%	6	9	66.7%
14	Tampa Bay	129	43	74	12	29	78	37.2%	10	15	66.7%
15	Carolina	136	56	67	13	36	76	47.4%	1	4	25.0%
16	Arizona	138	55	73	10	33	67	49.3%	5	9	55.6%
	TOTALS	1848	672	1019	157	433	1115	38.8%	72	140	51.4%

2024 NATIONAL FOOTBALL LEAGUE

NFL TEAM OFFENSE FIRST DOWNS, THIRD DOWNS & FOURTH DOWNS

RANK	TEAM	FIRST DOWNS				THIRD DOWNS			FOURTH DOWNS		
		TOTAL	RUSH	PASS	PEN	MADE	ATT	PCT	MADE	ATT	PCT
1	Baltimore	150	65	76	9	35	68	51.5%	3	4	75.0%
2t	San Francisco	135	47	77	11	32	70	45.7%	2	5	40.0%
2t	Seattle	135	33	89	13	29	75	38.7%	4	9	44.4%
4	Tampa Bay	134	41	80	13	32	68	47.1%	1	3	33.3%
5	Washington	132	53	69	10	35	72	48.6%	9	9	100.0%
6	Green Bay	124	50	63	11	30	74	40.5%	2	4	50.0%
7	Atlanta	123	38	74	11	22	64	34.4%	5	9	55.6%
8	Houston	122	29	86	7	34	82	41.5%	5	8	62.5%
9	Cincinnati	121	34	79	8	33	72	45.8%	3	4	75.0%
10t	Chicago	118	39	63	16	29	82	35.4%	8	11	72.7%
10t	Detroit	118	51	60	7	26	58	44.8%	5	9	55.6%
12	New York Giants	117	40	68	9	32	87	36.8%	9	16	56.3%
13t	Dallas	116	30	72	14	32	78	41.0%	4	10	40.0%
13t	New Orleans	116	49	57	10	33	70	47.1%	2	6	33.3%
15	Indianapolis	115	44	59	12	32	75	42.7%	4	7	57.1%
16	Buffalo	113	48	52	13	23	67	34.3%	7	7	100.0%
17	Arizona	111	49	52	10	26	64	40.6%	3	7	42.9%
18t	New York Jets	110	29	71	10	34	83	41.0%	0	3	0.0%
18t	Pittsburgh	110	46	46	18	32	82	39.0%	3	6	50.0%
20	Jacksonville	108	35	65	8	21	69	30.4%	7	14	50.0%
21	Kansas City	106	39	58	9	26	61	42.6%	4	4	100.0%
22	Las Vegas	105	23	72	10	25	75	33.3%	2	9	22.2%
23	Los Angeles Rams	104	40	54	10	25	62	40.3%	6	11	54.5%
24	Philadelphia	102	43	54	5	27	68	39.7%	7	11	63.6%
25	Carolina	101	36	58	7	22	71	31.0%	4	13	30.8%
26	Minnesota	92	32	48	12	24	59	40.7%	2	4	50.0%
27t	Denver	91	43	44	4	20	80	25.0%	7	9	77.8%
27t	New England	91	32	49	10	26	84	31.0%	6	9	66.7%
29	Cleveland	90	35	45	10	15	78	19.2%	10	16	62.5%
30	Miami	88	31	45	12	20	66	30.3%	2	14	14.3%
31	Tennessee	86	36	39	11	17	58	29.3%	3	6	50.0%
32	Los Angeles Chargers	76	31	40	5	31	73	42.5%	0	1	0.0%
	TOTALS	3560	1271	1964	325	880	2295	38.3%	139	258	53.9%

2024 NATIONAL FOOTBALL LEAGUE

NFL TEAM DEFENSE FIRST DOWNS, THIRD DOWNS & FOURTH DOWNS

RANK	TEAM	FIRST DOWNS				THIRD DOWNS			FOURTH DOWNS		
		TOTAL	RUSH	PASS	PEN	MADE	ATT	PCT	MADE	ATT	PCT
1	Los Angeles Chargers	74	25	42	7	25	67	37.3%	3	6	50.0%
2	Tennessee	76	31	35	10	21	66	31.8%	4	6	66.7%
3	Miami	82	34	39	9	14	55	25.5%	2	4	50.0%
4	Kansas City	88	27	53	8	21	59	35.6%	4	10	40.0%
5t	Minnesota	96	15	73	8	22	71	31.0%	4	13	30.8%
5t	Philadelphia	96	36	52	8	20	58	34.5%	4	6	66.7%
7t	Chicago	98	37	55	6	25	78	32.1%	5	9	55.6%
7t	Houston	98	34	51	13	27	79	34.2%	6	9	66.7%
9	New York Giants	99	34	59	6	24	70	34.3%	4	8	50.0%
10	Pittsburgh	101	35	61	5	26	73	35.6%	4	7	57.1%
11	San Francisco	103	33	64	6	33	76	43.4%	6	10	60.0%
12	Los Angeles Rams	106	50	44	12	23	52	44.2%	2	2	100.0%
13t	Las Vegas	108	40	59	9	22	73	30.1%	3	4	75.0%
13t	New York Jets	108	44	46	18	25	74	33.8%	3	5	60.0%
15	Cleveland	109	47	56	6	28	80	35.0%	5	5	100.0%
16	Denver	110	32	62	16	33	86	38.4%	0	4	0.0%
17t	Detroit	111	25	66	20	16	54	29.6%	3	10	30.0%
17t	Seattle	111	42	59	10	27	80	33.8%	1	5	20.0%
19	Buffalo	117	43	66	8	33	78	42.3%	5	15	33.3%
20	Baltimore	118	16	88	14	30	73	41.1%	2	4	50.0%
21	New England	121	40	69	12	34	76	44.7%	1	4	25.0%
22	Dallas	123	58	57	8	23	70	32.9%	9	13	69.2%
23t	Green Bay	124	44	68	12	25	69	36.2%	4	9	44.4%
23t	New Orleans	124	43	70	11	29	72	40.3%	4	10	40.0%
25t	Atlanta	127	56	66	5	38	79	48.1%	4	8	50.0%
25t	Washington	127	45	72	10	30	65	46.2%	6	9	66.7%
27	Tampa Bay	129	43	74	12	29	78	37.2%	10	15	66.7%
28	Indianapolis	130	51	68	11	39	86	45.3%	8	12	66.7%
29t	Carolina	136	56	67	13	36	76	47.4%	1	4	25.0%
29t	Cincinnati	136	60	66	10	34	76	44.7%	10	14	71.4%
29t	Jacksonville	136	40	84	12	35	79	44.3%	7	9	77.8%
32	Arizona	138	55	73	10	33	67	49.3%	5	9	55.6%
	TOTALS	3560	1271	1964	325	880	2295	38.3%	139	258	53.9%

2024 NATIONAL FOOTBALL LEAGUE

2024 NATIONAL FOOTBALL LEAGUE

AFC OFFENSIVE FIRST DOWN YARDAGE

RANK	TEAM	YDS/PL	PLAYS	YARDS
1	Indianapolis	7.09	161	1141
2	Baltimore	6.96	188	1309
3	Cincinnati	6.41	157	1007
4	Jacksonville	6.24	157	979
5	Houston	5.93	178	1056
6	Kansas City	5.78	142	821
7	Miami	5.51	140	772
8	Las Vegas	5.08	160	812
9	Denver	5.05	150	758
10	Tennessee	4.89	128	626
11	Buffalo	4.79	149	714
12	New York Jets	4.68	160	749
13	New England	4.52	148	669
14	Los Angeles Chargers	4.36	121	528
15	Pittsburgh	3.95	154	609
16	Cleveland	3.88	148	574
	TOTALS	5.38	2441	13124

AFC DEFENSIVE FIRST DOWN YARDAGE

RANK	TEAM	YDS/PL	PLAYS	YARDS
1	New York Jets	4.22	159	671
2	Las Vegas	4.33	159	688
3	Tennessee	4.50	123	554
4	Denver	4.67	165	771
5	Kansas City	4.76	124	590
6	Houston	5.14	147	755
7	Pittsburgh	5.34	154	822
8	New England	5.42	168	911
9	Los Angeles Chargers	5.47	120	656
10	Baltimore	5.48	164	899
11	Cincinnati	5.49	177	971
12	Indianapolis	5.53	175	967
13	Cleveland	5.65	165	933
14	Buffalo	5.71	164	937
15	Miami	6.56	124	814
16	Jacksonville	7.02	174	1222
	TOTALS	5.35	2462	13161

2024 NATIONAL FOOTBALL LEAGUE

NFC OFFENSIVE FIRST DOWN YARDAGE

RANK	TEAM	YDS/PL	PLAYS	YARDS
1	Detroit	7.30	152	1110
2	San Francisco	7.05	178	1255
3	Tampa Bay	6.52	173	1128
4	Atlanta	6.15	167	1027
5	Green Bay	5.98	173	1034
6	Carolina	5.80	158	916
7	Minnesota	5.76	135	778
8	Arizona	5.75	156	897
9	Los Angeles Rams	5.64	140	789
10	Philadelphia	5.63	141	794
11	New York Giants	5.54	171	948
12	Seattle	5.52	182	1004
13	Chicago	5.20	164	853
14	New Orleans	5.04	156	786
15	Washington	4.87	163	794
16	Dallas	4.75	168	798
	TOTALS	5.79	2577	14911

NFC DEFENSIVE FIRST DOWN YARDAGE

RANK	TEAM	YDS/PL	PLAYS	YARDS
1	Minnesota	5.19	145	752
2	San Francisco	5.28	149	787
3	Detroit	5.33	150	799
4	New York Giants	5.45	151	823
5	Tampa Bay	5.57	174	969
6	Arizona	5.61	173	970
7	Chicago	5.64	156	880
8	Atlanta	5.77	172	993
9	Carolina	5.79	175	1014
10	Washington	5.90	162	955
11	New Orleans	5.94	175	1039
12	Los Angeles Rams	6.02	137	825
13	Philadelphia	6.07	133	807
14	Green Bay	6.08	171	1039
15	Dallas	6.10	165	1007
16	Seattle	7.23	168	1215
	TOTALS	5.82	2556	14874

2024 NATIONAL FOOTBALL LEAGUE

NFL OFFENSIVE FIRST DOWN YARDAGE

RANK	TEAM	YDS/PL	PLAYS	YARDS
1	Detroit	7.30	152	1110
2	Indianapolis	7.09	161	1141
3	San Francisco	7.05	178	1255
4	Baltimore	6.96	188	1309
5	Tampa Bay	6.52	173	1128
6	Cincinnati	6.41	157	1007
7	Jacksonville	6.24	157	979
8	Atlanta	6.15	167	1027
9	Green Bay	5.98	173	1034
10	Houston	5.93	178	1056
11	Carolina	5.80	158	916
12	Kansas City	5.78	142	821
13	Minnesota	5.76	135	778
14	Arizona	5.75	156	897
15	Los Angeles Rams	5.64	140	789
16	Philadelphia	5.63	141	794
17	New York Giants	5.54	171	948
18	Seattle	5.52	182	1004
19	Miami	5.51	140	772
20	Chicago	5.20	164	853
21	Las Vegas	5.08	160	812
22	Denver	5.05	150	758
23	New Orleans	5.04	156	786
24	Tennessee	4.89	128	626
25	Washington	4.87	163	794
26	Buffalo	4.79	149	714
27	Dallas	4.75	168	798
28	New York Jets	4.68	160	749
29	New England	4.52	148	669
30	Los Angeles Chargers	4.36	121	528
31	Pittsburgh	3.95	154	609
32	Cleveland	3.88	148	574
	TOTALS	5.59	5018	28035

2024 NATIONAL FOOTBALL LEAGUE

NFL DEFENSIVE FIRST DOWN YARDAGE

RANK	TEAM	YDS/PL	PLAYS	YARDS
1	New York Jets	4.22	159	671
2	Las Vegas	4.33	159	688
3	Tennessee	4.50	123	554
4	Denver	4.67	165	771
5	Kansas City	4.76	124	590
6	Houston	5.14	147	755
7	Minnesota	5.19	145	752
8	San Francisco	5.28	149	787
9	Detroit	5.33	150	799
10	Pittsburgh	5.34	154	822
11	New England	5.42	168	911
12	New York Giants	5.45	151	823
13	Los Angeles Chargers	5.47	120	656
14	Baltimore	5.48	164	899
15	Cincinnati	5.49	177	971
16	Indianapolis	5.53	175	967
17	Tampa Bay	5.57	174	969
18	Arizona	5.61	173	970
19	Chicago	5.64	156	880
20	Cleveland	5.65	165	933
21	Buffalo	5.71	164	937
22	Atlanta	5.77	172	993
23	Carolina	5.79	175	1014
24	Washington	5.90	162	955
25	New Orleans	5.94	175	1039
26	Los Angeles Rams	6.02	137	825
27	Philadelphia	6.07	133	807
28	Green Bay	6.08	171	1039
29	Dallas	6.10	165	1007
30	Miami	6.56	124	814
31	Jacksonville	7.02	174	1222
32	Seattle	7.23	168	1215
	TOTALS	5.59	5018	28035

2024 NATIONAL FOOTBALL LEAGUE

2024 NATIONAL FOOTBALL LEAGUE

AFC KICKOFFS (RECEIVING TEAM)

RANK	TEAM	TOTAL KO	ADJ KO	TB	TB%	EZ	EZ%	OB	IN20	AVG START
1	Buffalo	26	26	20	76.9%	22	84.6%	1	0	31.2
2	Denver	26	25	19	76.0%	19	76.0%	0	0	30.6
3	Houston	30	30	24	80.0%	28	93.3%	0	0	29.9
4	Las Vegas	38	38	27	71.1%	31	81.6%	2	1	29.8
5	Indianapolis	32	32	25	78.1%	30	93.8%	0	1	29.3
6	New York Jets	28	28	17	60.7%	21	75.0%	0	0	29.3
7	Los Angeles Chargers	18	17	13	76.5%	15	88.2%	1	1	29.2
8	Cleveland	34	34	18	52.9%	21	61.8%	0	1	29.1
9	Jacksonville	36	36	25	69.4%	28	77.8%	0	1	29.1
10	Miami	24	24	20	83.3%	22	91.7%	0	1	29.0
11	Cincinnati	31	31	17	54.8%	19	61.3%	0	1	29.0
12	Pittsburgh	23	22	16	72.7%	17	77.3%	0	1	28.7
13	New England	33	33	23	69.7%	26	78.8%	0	1	28.5
14	Kansas City	22	22	15	68.2%	18	81.8%	0	2	28.4
15	Tennessee	27	25	14	56.0%	20	80.0%	1	2	28.2
16	Baltimore	35	32	23	71.9%	28	87.5%	0	1	27.9
	TOTALS	463	455	316	69.5%	365	80.2%	5	14	29.2

AFC KICKOFFS (KICKING TEAM)

RANK	TEAM	TOTAL KO	ADJ KO	TB	TB%	EZ	EZ%	OB	IN20	AVG START
1	Cleveland	25	24	14	58.3%	20	83.3%	0	1	27.7
2	Denver	28	25	17	68.0%	22	88.0%	2	1	28.2
3	Houston	32	31	14	45.2%	19	61.3%	1	1	28.2
4	Kansas City	28	27	21	77.8%	25	92.6%	0	1	28.4
5	Las Vegas	26	23	11	47.8%	16	69.6%	0	1	28.7
6	Miami	19	17	10	58.8%	13	76.5%	1	1	28.8
7	New York Jets	25	25	21	84.0%	23	92.0%	0	0	28.9
8	Pittsburgh	30	30	24	80.0%	28	93.3%	0	1	29.4
9	New England	21	20	16	80.0%	18	90.0%	0	0	29.7
10	Indianapolis	30	29	28	96.6%	28	96.6%	0	0	29.8
11	Baltimore	37	37	29	78.4%	35	94.6%	0	2	29.9
12	Cincinnati	35	34	29	85.3%	30	88.2%	0	1	30.0
13	Jacksonville	28	27	23	85.2%	25	92.6%	0	0	30.3
14	Los Angeles Chargers	24	24	18	75.0%	19	79.2%	1	0	30.3
15	Tennessee	21	20	16	80.0%	19	95.0%	0	1	31.2
16	Buffalo	35	35	28	80.0%	30	85.7%	1	1	31.5
	TOTALS	444	428	319	74.5%	370	86.4%	6	12	29.5

ADJ KO: Adjusted kickoffs are used to compute Avg. Team Drive Start. Adjusted kickoffs do not include inside kicks or kickoffs at the end of a half unless either kickoff is returned for a touchdown. Adjusted kickoffs also do not include non-inside kickoffs that result in the kicking team ultimately retaining possession.

IN20: The number of drives that start inside (not including) the 20-yard line.

2024 NATIONAL FOOTBALL LEAGUE

NFC KICKOFFS (RECEIVING TEAM)

RANK	TEAM	TOTAL KO	ADJ KO	TB	TB%	EZ	EZ%	OB	IN20	AVG START
1	Arizona	33	33	16	48.5%	23	69.7%	1	1	31.2
2	Seattle	35	33	17	51.5%	25	75.8%	0	1	31.2
3	Dallas	37	37	24	64.9%	33	89.2%	0	1	30.9
4	Chicago	27	24	17	70.8%	22	91.7%	0	0	30.6
5	Minnesota	18	16	12	75.0%	12	75.0%	1	0	30.4
6	Washington	33	32	23	71.9%	26	81.3%	1	0	30.3
7	Los Angeles Rams	27	27	22	81.5%	22	81.5%	0	0	30.3
8	Detroit	23	23	18	78.3%	20	87.0%	0	0	30.0
9	Tampa Bay	31	29	15	51.7%	23	79.3%	1	1	30.0
10	Green Bay	26	24	22	91.7%	25	104.2%	0	1	29.3
11t	Carolina	42	41	19	46.3%	29	70.7%	1	2	29.0
11t	New York Giants	29	28	13	46.4%	16	57.1%	0	1	29.0
13	New Orleans	33	31	22	71.0%	26	83.9%	0	0	28.6
14	San Francisco	28	27	21	77.8%	24	88.9%	0	2	28.4
15	Philadelphia	29	29	19	65.5%	22	75.9%	0	1	28.1
16	Atlanta	35	35	27	77.1%	30	85.7%	0	3	28.0
	TOTALS	486	469	307	65.5%	378	80.6%	5	14	29.7

NFC KICKOFFS (KICKING TEAM)

RANK	TEAM	TOTAL KO	ADJ KO	TB	TB%	EZ	EZ%	OB	IN20	AVG START
1	New Orleans	36	36	8	22.2%	17	47.2%	0	2	26.9
2	Dallas	33	30	16	53.3%	19	63.3%	0	1	27.8
3	Green Bay	34	33	17	51.5%	22	66.7%	0	2	28.0
4	Philadelphia	22	22	19	86.4%	20	90.9%	0	2	28.5
5	Seattle	32	32	18	56.3%	22	68.8%	0	2	28.8
6	Tampa Bay	39	39	32	82.1%	34	87.2%	0	0	28.9
7	Minnesota	29	29	24	82.8%	26	89.7%	0	1	29.1
8	Carolina	25	25	10	40.0%	12	48.0%	1	1	29.4
9	Washington	38	37	9	24.3%	16	43.2%	1	0	29.5
10	Los Angeles Rams	25	25	24	96.0%	25	100.0%	0	0	29.6
11t	Atlanta	34	33	18	54.5%	25	75.8%	0	3	30.0
11t	New York Giants	26	26	20	76.9%	23	88.5%	1	0	30.0
13	Chicago	32	32	16	50.0%	25	78.1%	0	1	30.3
14	Detroit	32	32	25	78.1%	30	93.8%	0	0	30.5
15	Arizona	30	29	24	82.8%	27	93.1%	1	0	31.6
16	San Francisco	38	36	24	66.7%	30	83.3%	0	1	31.8
	TOTALS	505	496	304	61.3%	373	75.2%	4	16	29.4

ADJ KO: Adjusted kickoffs are used to compute Avg. Team Drive Start. Adjusted kickoffs do not include inside kicks or kickoffs at the end of a half unless either kickoff is returned for a touchdown. Adjusted kickoffs also do not include non-inside kickoffs that result in the kicking team ultimately retaining possession.

IN20: The number of drives that start inside (not including) the 20-yard line.

2024 NATIONAL FOOTBALL LEAGUE

NFL KICKOFFS (RECEIVING TEAM)

RANK	TEAM	TOTAL KO	ADJ KO	TB	TB%	EZ	EZ%	OB	IN20	AVG START
1	Arizona	33	33	16	48.5%	23	69.7%	1	1	31.2
2	Seattle	35	33	17	51.5%	25	75.8%	0	1	31.2
3	Buffalo	26	26	20	76.9%	22	84.6%	1	0	31.2
4	Dallas	37	37	24	64.9%	33	89.2%	0	1	30.9
5	Denver	26	25	19	76.0%	19	76.0%	0	0	30.6
6	Chicago	27	24	17	70.8%	22	91.7%	0	0	30.6
7	Minnesota	18	16	12	75.0%	12	75.0%	1	0	30.4
8	Washington	33	32	23	71.9%	26	81.3%	1	0	30.3
9	Los Angeles Rams	27	27	22	81.5%	22	81.5%	0	0	30.3
10	Detroit	23	23	18	78.3%	20	87.0%	0	0	30.0
11	Tampa Bay	31	29	15	51.7%	23	79.3%	1	1	30.0
12	Houston	30	30	24	80.0%	28	93.3%	0	0	29.9
13	Las Vegas	38	38	27	71.1%	31	81.6%	2	1	29.8
14	Green Bay	26	24	22	91.7%	25	104.2%	0	1	29.3
15	Indianapolis	32	32	25	78.1%	30	93.8%	0	1	29.3
16	New York Jets	28	28	17	60.7%	21	75.0%	0	0	29.3
17	Los Angeles Chargers	18	17	13	76.5%	15	88.2%	1	1	29.2
18	Cleveland	34	34	18	52.9%	21	61.8%	0	1	29.1
19	Jacksonville	36	36	25	69.4%	28	77.8%	0	1	29.1
20	Miami	24	24	20	83.3%	22	91.7%	0	1	29.0
21t	Carolina	42	41	19	46.3%	29	70.7%	1	2	29.0
21t	New York Giants	29	28	13	46.4%	16	57.1%	0	1	29.0
23	Cincinnati	31	31	17	54.8%	19	61.3%	0	1	29.0
24	Pittsburgh	23	22	16	72.7%	17	77.3%	0	1	28.7
25	New Orleans	33	31	22	71.0%	26	83.9%	0	0	28.6
26	New England	33	33	23	69.7%	26	78.8%	0	1	28.5
27	San Francisco	28	27	21	77.8%	24	88.9%	0	2	28.4
28	Kansas City	22	22	15	68.2%	18	81.8%	0	2	28.4
29	Tennessee	27	25	14	56.0%	20	80.0%	1	2	28.2
30	Philadelphia	29	29	19	65.5%	22	75.9%	0	1	28.1
31	Atlanta	35	35	27	77.1%	30	85.7%	0	3	28.0
32	Baltimore	35	32	23	71.9%	28	87.5%	0	1	27.9
	TOTALS	1898	1848	1246	67.4%	1486	80.4%	20	56	29.4

ADJ KO: Adjusted kickoffs are used to compute Avg. Team Drive Start. Adjusted kickoffs do not include inside kicks or kickoffs at the end of a half unless either kickoff is returned for a touchdown. Adjusted kickoffs also do not include non-onside kickoffs that result in the kicking team ultimately retaining possession.

IN20: The number of drives that start inside (not including) the 20-yard line.

2024 NATIONAL FOOTBALL LEAGUE

NFL KICKOFFS (KICKING TEAM)

RANK	TEAM	TOTAL KO	ADJ KO	TB	TB%	EZ	EZ%	OB	IN20	AVG START
1	New Orleans	36	36	8	22.2%	17	47.2%	0	2	26.9
2	Cleveland	25	24	14	58.3%	20	83.3%	0	1	27.7
3	Dallas	33	30	16	53.3%	19	63.3%	0	1	27.8
4	Green Bay	34	33	17	51.5%	22	66.7%	0	2	28.0
5	Denver	28	25	17	68.0%	22	88.0%	2	1	28.2
6	Houston	32	31	14	45.2%	19	61.3%	1	1	28.2
7	Kansas City	28	27	21	77.8%	25	92.6%	0	1	28.4
8	Philadelphia	22	22	19	86.4%	20	90.9%	0	2	28.5
9	Las Vegas	26	23	11	47.8%	16	69.6%	0	1	28.7
10	Seattle	32	32	18	56.3%	22	68.8%	0	2	28.8
11	Miami	19	17	10	58.8%	13	76.5%	1	1	28.8
12	New York Jets	25	25	21	84.0%	23	92.0%	0	0	28.9
13	Tampa Bay	39	39	32	82.1%	34	87.2%	0	0	28.9
14	Minnesota	29	29	24	82.8%	26	89.7%	0	1	29.1
15	Pittsburgh	30	30	24	80.0%	28	93.3%	0	1	29.4
16	Carolina	25	25	10	40.0%	12	48.0%	1	1	29.4
17	Washington	38	37	9	24.3%	16	43.2%	1	0	29.5
18	Los Angeles Rams	25	25	24	96.0%	25	100.0%	0	0	29.6
19	New England	21	20	16	80.0%	18	90.0%	0	0	29.7
20	Indianapolis	30	29	28	96.6%	28	96.6%	0	0	29.8
21	Baltimore	37	37	29	78.4%	35	94.6%	0	2	29.9
22t	Atlanta	34	33	18	54.5%	25	75.8%	0	3	30.0
22t	New York Giants	26	26	20	76.9%	23	88.5%	1	0	30.0
24	Cincinnati	35	34	29	85.3%	30	88.2%	0	1	30.0
25	Jacksonville	28	27	23	85.2%	25	92.6%	0	0	30.3
26	Chicago	32	32	16	50.0%	25	78.1%	0	1	30.3
27	Los Angeles Chargers	24	24	18	75.0%	19	79.2%	1	0	30.3
28	Detroit	32	32	25	78.1%	30	93.8%	0	0	30.5
29	Tennessee	21	20	16	80.0%	19	95.0%	0	1	31.2
30	Buffalo	35	35	28	80.0%	30	85.7%	1	1	31.5
31	Arizona	30	29	24	82.8%	27	93.1%	1	0	31.6
32	San Francisco	38	36	24	66.7%	30	83.3%	0	1	31.8
	TOTALS	1898	1848	1246	67.4%	1486	80.4%	20	56	29.4

ADJ KO: Adjusted kickoffs are used to compute Avg. Team Drive Start. Adjusted kickoffs do not include inside kicks or kickoffs at the end of a half unless either kickoff is returned for a touchdown. Adjusted kickoffs also do not include non-onside kickoffs that result in the kicking team ultimately retaining possession.

IN20: The number of drives that start inside (not including) the 20-yard line.

2024 NATIONAL FOOTBALL LEAGUE

AFC PLAYER SINGLE-GAME HIGHS

CATEGORY	TOTAL	PLAYER	GAME	DETAILS
Points	18	Chris Boswell	PIT at ATL, Sep. 8	6 FG
	18	James Cook	BUF at MIA, Sep. 12	3 TD
Passing Yards	392	Joe Burrow	CIN vs. BAL, Oct. 6 (OT)	30-39, 392 YDS, 5 TD, 1 INT
	371	Trevor Lawrence	JAX vs. IND, Oct. 6	28-34, 371 YDS, 2 TD, 1 INT
Longest Pass	85	Trevor Lawrence	JAX vs. IND, Oct. 6	to Brian Thomas Jr. (TD)
Passing Touchdowns	5	Joe Burrow	CIN vs. BAL, Oct. 6 (OT)	30-39, 392 YDS, 5 TD, 1 INT
	4	Josh Allen	BUF vs. JAX, Sep. 23	23-30, 263 YDS, 4 TD, 0 INT
Rushing Yards	199	Derrick Henry	BAL vs. BUF, Sep. 29	24-199, 1 TD
Rushing Attempts	30	Joe Mixon	HOU at IND, Sep. 8	30-159, 1 TD
Longest Rush	87	Derrick Henry	BAL vs. BUF, Sep. 29	(TD)
Receptions	13	Garrett Wilson	NYJ at MIN, Oct. 6	13-101, 1 TD
Receiving Yards	193	Ja'Marr Chase	CIN vs. BAL, Oct. 6 (OT)	10-193, 2 TD
	151	Nico Collins	HOU vs. JAX, Sep. 29	12-151, 1 TD
Kickoff Return Yards	139	Ja'Mycal Hasty	NE vs. HOU, Oct. 13	6-139, 0 TD
Kickoff Returns	6	Ja'Mycal Hasty	NE vs. HOU, Oct. 13	6-139, 0 TD
Longest Kickoff Return	53	Brandon Codrington	BUF vs. ARI, Sep. 8	
Punt Return Yards	72	Jaelon Darden	CLE vs. DAL, Sep. 8	5-72, 0 FC, 0 TD
Punt Returns	5			6 times in non-overtime games
Longest Punt Return	53	Devin Duvernay	JAX vs. IND, Oct. 6	
Interceptions	2			3 times in non-overtime games
Longest Interception Return	100	Pat Surtain II	DEN vs. LV, Oct. 6	(TD)
Sacks	3.0			4 times in non-overtime games
Scrimmage Yards	209	Derrick Henry	BAL vs. BUF, Sep. 29	Rush: 24-199, Rec: 3-10
Longest Punt	84	Corey Bojorquez	CLE at LV, Sep. 29	
Punts	8			4 times in non-overtime games
Field Goals Made	6	Chris Boswell	PIT at ATL, Sep. 8	6-6, 57 long
Longest Field Goal	63	Joey Slye	NE at SF, Sep. 29	

2024 NATIONAL FOOTBALL LEAGUE

NFC PLAYER SINGLE-GAME HIGHS

CATEGORY	TOTAL	PLAYER	GAME	DETAILS
Points	24	Alvin Kamara	NO at DAL, Sep. 15	4 TD
Passing Yards	509	Kirk Cousins	ATL vs. TB, Oct. 3 (OT)	42-58, 509 YDS, 4 TD, 1 INT
	395	Geno Smith	SEA at DET, Sep. 30	38-56, 395 YDS, 1 TD, 1 INT
Longest Pass	97	Sam Darnold	MIN vs. SF, Sep. 15	to Justin Jefferson (TD)
Passing Touchdowns	4			7 times, 6 in non-overtime games
Rushing Yards	151	Josh Jacobs	GB vs. IND, Sep. 15	32-151, 0 TD
Rushing Attempts	32	Josh Jacobs	GB vs. IND, Sep. 15	32-151, 0 TD
Longest Rush	76	Isaac Guerendo	SF at SEA, Oct. 10	
Receptions	14	Cooper Kupp	LAR at DET, Sep. 8 (OT)	14-110, 1 TD
	12	Malik Nabers	NYG vs. DAL, Sep. 26	12-115, 0 TD
Receiving Yards	175	Jauan Jennings	SF at LAR, Sep. 22	11-175, 3 TD
Kickoff Return Yards	204	Raheem Blackshear	CAR at NO, Sep. 8	8-204, 0 TD
Kickoff Returns	8	Raheem Blackshear	CAR at NO, Sep. 8	8-204, 0 TD
Longest Kickoff Return	97	Laviska Shenault Jr.	SEA vs. SF, Oct. 10	(TD)
Punt Return Yards	96	KaVontae Turpin	DAL at CLE, Sep. 8	5-96, 0 FC, 1 TD
Punt Returns	5	DeAndre Carter	CHI vs. TEN, Sep. 8	5-64, 0 FC, 0 TD
	5	KaVontae Turpin	DAL at CLE, Sep. 8	5-96, 0 FC, 1 TD
Longest Punt Return	60	KaVontae Turpin	DAL at CLE, Sep. 8	(TD)
Interceptions	2	Brian Branch	DET at DAL, Oct. 13	
Longest Interception Return	63	Andrew Van Ginkel	MIN vs. NYJ, Oct. 6	(TD)
Sacks	4.0	Aidan Hutchinson	DET vs. TB, Sep. 15	
Scrimmage Yards	192	Sean Tucker	TB at NO, Oct. 13	Rush: 14-136, Rec: 3-56
Longest Punt	74	Daniel Whelan	GB vs. MIN, Sep. 29	
Punts	7	Johnny Hekker	CAR vs. LAC, Sep. 15	7-311 (44.4)
	7	Jamie Gillan	NYG at CLE, Sep. 22	7-361 (51.6)
Field Goals Made	7	Austin Seibert	WAS vs. NYG, Sep. 15	7-7, 45 long
Longest Field Goal	65	Brandon Aubrey	DAL vs. BAL, Sep. 22	

2024 NATIONAL FOOTBALL LEAGUE

NFL PLAYER SINGLE-GAME HIGHS

CATEGORY	TOTAL	PLAYER	GAME	DETAILS
Points	24	Alvin Kamara	NO at DAL, Sep. 15	4 TD
Passing Yards	509	Kirk Cousins	ATL vs. TB, Oct. 3 (OT)	42-58, 509 YDS, 4 TD, 1 INT
	395	Geno Smith	SEA at DET, Sep. 30	38-56, 395 YDS, 1 TD, 1 INT
Longest Pass	97	Sam Darnold	MIN vs. SF, Sep. 15	to Justin Jefferson (TD)
Passing Touchdowns	5	Joe Burrow	CIN vs. BAL, Oct. 6 (OT)	30-39, 392 YDS, 5 TD, 1 INT
	4			8 times, 7 in non-overtime games
Rushing Yards	199	Derrick Henry	BAL vs. BUF, Sep. 29	24-199, 1 TD
Rushing Attempts	32	Josh Jacobs	GB vs. IND, Sep. 15	32-151, 0 TD
Longest Rush	87	Derrick Henry	BAL vs. BUF, Sep. 29	(TD)
Receptions	14	Cooper Kupp	LAR at DET, Sep. 8 (OT)	14-110, 1 TD
	13	Garrett Wilson	NYJ at MIN, Oct. 6	13-101, 1 TD
Receiving Yards	193	Ja'Marr Chase	CIN vs. BAL, Oct. 6 (OT)	10-193, 2 TD
	175	Jauan Jennings	SF at LAR, Sep. 22	11-175, 3 TD
Kickoff Return Yards	204	Raheem Blackshear	CAR at NO, Sep. 8	8-204, 0 TD
Kickoff Returns	8	Raheem Blackshear	CAR at NO, Sep. 8	8-204, 0 TD
Longest Kickoff Return	97	Laviska Shenault Jr.	SEA vs. SF, Oct. 10	(TD)
Punt Return Yards	96	KaVontae Turpin	DAL at CLE, Sep. 8	5-96, 0 FC, 1 TD
Punt Returns	5			8 times in non-overtime games
Longest Punt Return	60	KaVontae Turpin	DAL at CLE, Sep. 8	(TD)
Interceptions	2			4 times in non-overtime games
Longest Interception Return	100	Pat Surtain II	DEN vs. LV, Oct. 6	(TD)
Sacks	4.0	Aidan Hutchinson	DET vs. TB, Sep. 15	
Scrimmage Yards	209	Derrick Henry	BAL vs. BUF, Sep. 29	Rush: 24-199, Rec: 3-10
Longest Punt	84	Corey Bojorquez	CLE at LV, Sep. 29	
Punts	8			4 times in non-overtime games
Field Goals Made	7	Austin Seibert	WAS vs. NYG, Sep. 15	7-7, 45 long
Longest Field Goal	65	Brandon Aubrey	DAL vs. BAL, Sep. 22	

2024 NATIONAL FOOTBALL LEAGUE

2024 NATIONAL FOOTBALL LEAGUE

300-YARD PASSING GAMES

YARDS	PLAYER	GAME	DETAILS
509	Kirk Cousins	ATL vs. TB, Oct. 3 (OT)	42-58, 4 TD, 1 INT
395	Geno Smith	SEA at DET, Sep. 30	38-56, 1 TD, 1 INT
392	Joe Burrow	CIN vs. BAL, Oct. 6 (OT)	30-39, 5 TD, 1 INT
389	Jordan Love	GB vs. MIN, Sep. 29	32-54, 4 TD, 3 INT
379	Dak Prescott	DAL vs. BAL, Sep. 22	28-51, 2 TD, 0 INT
371	Trevor Lawrence	JAX vs. IND, Oct. 6	28-34, 2 TD, 1 INT
363	Caleb Williams	CHI at IND, Sep. 22	33-52, 2 TD, 2 INT
359	Joe Flacco	IND at JAX, Oct. 6	33-44, 3 TD, 0 INT
352	Dak Prescott	DAL at PIT, Oct. 6	29-42, 2 TD, 2 INT
348	Lamar Jackson	BAL at CIN, Oct. 6 (OT)	26-42, 4 TD, 0 INT
347	Baker Mayfield	TB vs. PHI, Sep. 29	30-47, 2 TD, 0 INT
345	C.J. Stroud	HOU vs. JAX, Sep. 29	27-40, 2 TD, 0 INT
338	Tua Tagovailoa	MIA vs. JAX, Sep. 8	23-37, 1 TD, 0 INT
331	C.J. Stroud	HOU vs. BUF, Oct. 6	28-38, 1 TD, 1 INT
331	Patrick Mahomes	KC vs. NO, Oct. 7	28-39, 0 TD, 1 INT
327	Geno Smith	SEA at NE, Sep. 15 (OT)	33-44, 1 TD, 0 INT
325	Baker Mayfield	TB at NO, Oct. 13	24-36, 4 TD, 3 INT
324	Joe Burrow	CIN vs. WAS, Sep. 23	29-38, 3 TD, 0 INT
323	Lamar Jackson	BAL vs. WAS, Oct. 13	20-26, 1 TD, 1 INT
319	Brock Purdy	SF at MIN, Sep. 15	28-36, 1 TD, 1 INT
319	Andy Dalton	CAR at LV, Sep. 22	26-37, 3 TD, 0 INT
317	Matthew Stafford	LAR at DET, Sep. 8 (OT)	34-49, 1 TD, 1 INT
315	Jared Goff	DET at DAL, Oct. 13	18-25, 3 TD, 0 INT
312	Justin Fields	PIT at IND, Sep. 29	22-34, 1 TD, 0 INT
312	Geno Smith	SEA vs. SF, Oct. 10	30-52, 1 TD, 2 INT
311	Jalen Hurts	PHI at NO, Sep. 22	29-38, 0 TD, 1 INT
307	Jared Goff	DET vs. TB, Sep. 15	34-55, 0 TD, 2 INT
304	Caleb Williams	CHI vs. CAR, Oct. 6	20-29, 2 TD, 0 INT

2024 NATIONAL FOOTBALL LEAGUE

2024 NATIONAL FOOTBALL LEAGUE

100-YARD RECEIVING GAMES

YARDS	PLAYER	GAME	DETAILS
193	Ja'Marr Chase	CIN vs. BAL, Oct. 6 (OT)	10 REC, 2 TD
175	Jauan Jennings	SF at LAR, Sep. 22	11 REC, 3 TD
170	Dallas Goedert	PHI at NO, Sep. 22	10 REC, 0 TD
154	Drake London	ATL vs. TB, Oct. 3 (OT)	12 REC, 1 TD
151	Nico Collins	HOU vs. JAX, Sep. 29	12 REC, 1 TD
147	Brandon Aiyuk	SF vs. ARI, Oct. 6	8 REC, 0 TD
139	Jayden Reed	GB vs. MIN, Sep. 29	7 REC, 1 TD
138	Jayden Reed	GB at PHI, Sep. 6	4 REC, 1 TD
135	Nico Collins	HOU vs. CHI, Sep. 15	8 REC, 1 TD
134	Alec Pierce	IND at JAX, Oct. 6	3 REC, 1 TD
133	Justin Jefferson	MIN vs. SF, Sep. 15	4 REC, 1 TD
132	Zay Flowers	BAL vs. WAS, Oct. 13	9 REC, 0 TD
130	Tyreek Hill	MIA vs. JAX, Sep. 8	7 REC, 1 TD
130	Marvin Harrison Jr.	ARI vs. LAR, Sep. 15	4 REC, 2 TD
130	JuJu Smith-Schuster	KC vs. NO, Oct. 7	7 REC, 0 TD
129	DK Metcalf	SEA at NE, Sep. 15 (OT)	10 REC, 1 TD
127	Malik Nabers	NYG at WAS, Sep. 15	10 REC, 1 TD
125	Alec Pierce	IND vs. HOU, Sep. 8	3 REC, 1 TD
125	Chris Godwin	TB at NO, Oct. 13	11 REC, 2 TD
122	Diontae Johnson	CAR at LV, Sep. 22	8 REC, 1 TD
122	Darius Slayton	NYG at SEA, Oct. 6	8 REC, 1 TD
122	Brian Thomas Jr.	JAX vs. IND, Oct. 6	5 REC, 1 TD
121	Jameson Williams	DET vs. LAR, Sep. 8 (OT)	5 REC, 1 TD
119	A.J. Brown	PHI vs. GB, Sep. 6	5 REC, 1 TD
119	Amon-Ra St. Brown	DET vs. TB, Sep. 15	11 REC, 0 TD
118	Ja'Marr Chase	CIN vs. WAS, Sep. 23	6 REC, 2 TD
117	Nico Collins	HOU at IND, Sep. 8	6 REC, 0 TD
117	Chris Godwin	TB at DET, Sep. 15	7 REC, 1 TD
117	Jaxon Smith-Njigba	SEA at NE, Sep. 15 (OT)	12 REC, 0 TD
116	A.J. Brown	PHI vs. CLE, Oct. 13	6 REC, 1 TD
115	Malik Nabers	NYG vs. DAL, Sep. 26	12 REC, 0 TD
114	Allen Lazard	NYJ vs. BUF, Oct. 14	6 REC, 1 TD
113	George Pickens	PIT at IND, Sep. 29	7 REC, 0 TD
113	Michael Pittman	IND vs. PIT, Sep. 29	6 REC, 0 TD
112	Rome Odunze	CHI at IND, Sep. 22	6 REC, 1 TD
112	Terry McLaurin	WAS vs. CLE, Oct. 6	4 REC, 0 TD
111	Isaiah Likely	BAL at KC, Sep. 5	9 REC, 1 TD
111	Zay Flowers	BAL at CIN, Oct. 6 (OT)	7 REC, 0 TD
110	Cooper Kupp	LAR at DET, Sep. 8 (OT)	14 REC, 1 TD
110	Davante Adams	LV at BAL, Sep. 15	9 REC, 1 TD
110	Deebo Samuel Sr.	SF at MIN, Sep. 15	8 REC, 0 TD

2024 NATIONAL FOOTBALL LEAGUE

100-YARD RECEIVING GAMES

YARDS	PLAYER	GAME	DETAILS
110	Rashee Rice	KC at ATL, Sep. 22	12 REC, 1 TD
109	Jaylen Waddle	MIA vs. JAX, Sep. 8	5 REC, 0 TD
109	Hunter Henry	NE vs. SEA, Sep. 15 (OT)	8 REC, 0 TD
107	Garrett Wilson	NYJ vs. BUF, Oct. 14	8 REC, 1 TD
105	Darnell Mooney	ATL vs. TB, Oct. 3 (OT)	9 REC, 2 TD
105	DJ Moore	CHI vs. CAR, Oct. 6	5 REC, 2 TD
104	DK Metcalf	SEA vs. MIA, Sep. 22	4 REC, 1 TD
104	DK Metcalf	SEA at DET, Sep. 30	7 REC, 0 TD
103	Rashee Rice	KC vs. BAL, Sep. 5	7 REC, 0 TD
102	Deebo Samuel Sr.	SF at SEA, Oct. 10	3 REC, 1 TD
102	Evan Engram	JAX at CHI, Oct. 13	10 REC, 0 TD
101	Garrett Wilson	NYJ at MIN, Oct. 6	13 REC, 1 TD
100	Terry McLaurin	WAS at CIN, Sep. 23	4 REC, 1 TD

2024 NATIONAL FOOTBALL LEAGUE

2024 NATIONAL FOOTBALL LEAGUE

100-YARD RUSHING GAMES

YARDS	PLAYER	GAME	DETAILS
199	Derrick Henry	BAL vs. BUF, Sep. 29	24 ATT, 1 TD
159	Joe Mixon	HOU at IND, Sep. 8	30 ATT, 1 TD
151	Josh Jacobs	GB vs. IND, Sep. 15	32 ATT, 0 TD
151	Derrick Henry	BAL at DAL, Sep. 22	25 ATT, 2 TD
147	Jordan Mason	SF vs. NYJ, Sep. 9	28 ATT, 1 TD
147	Saquon Barkley	PHI at NO, Sep. 22	17 ATT, 2 TD
136	Sean Tucker	TB at NO, Oct. 13	14 ATT, 1 TD
135	J.K. Dobbins	LAC vs. LV, Sep. 8	10 ATT, 1 TD
133	Brian Robinson	WAS vs. NYG, Sep. 15	17 ATT, 0 TD
132	Derrick Henry	BAL vs. WAS, Oct. 13	24 ATT, 2 TD
131	J.K. Dobbins	LAC at CAR, Sep. 15	17 ATT, 1 TD
129	Tyrone Tracy Jr.	NYG at SEA, Oct. 6	18 ATT, 0 TD
123	Jordan Mason	SF vs. NE, Sep. 29	24 ATT, 1 TD
122	Lamar Jackson	BAL at KC, Sep. 5	16 ATT, 0 TD
122	James Conner	ARI vs. LAR, Sep. 15	21 ATT, 1 TD
120	Rhamondre Stevenson	NE at CIN, Sep. 8	25 ATT, 1 TD
115	Alvin Kamara	NO at DAL, Sep. 15	20 ATT, 3 TD
114	Chuba Hubbard	CAR at LV, Sep. 22	21 ATT, 0 TD
113	Breece Hall	NYJ vs. BUF, Oct. 14	18 ATT, 0 TD
110	Jonathan Taylor	IND vs. CHI, Sep. 22	23 ATT, 2 TD
109	Saquon Barkley	PHI vs. GB, Sep. 6	24 ATT, 2 TD
106	Najee Harris	PIT at LV, Oct. 13	14 ATT, 1 TD
105	David Montgomery	DET at ARI, Sep. 22	23 ATT, 1 TD
105	Tyler Allgeier	ATL at CAR, Oct. 13	18 ATT, 1 TD
104	James Conner	ARI vs. WAS, Sep. 29	18 ATT, 1 TD
104	Chuba Hubbard	CAR vs. CIN, Sep. 29	18 ATT, 1 TD
103	Kenneth Walker III	SEA vs. DEN, Sep. 8	20 ATT, 1 TD
103	Jonathan Taylor	IND at GB, Sep. 15	12 ATT, 0 TD
102	Aaron Jones	MIN vs. HOU, Sep. 22	19 ATT, 0 TD
102	Kyren Williams	LAR vs. GB, Oct. 6	22 ATT, 1 TD
102	Kareem Hunt	KC vs. NO, Oct. 7	27 ATT, 1 TD
102	Joe Mixon	HOU at NE, Oct. 13	13 ATT, 1 TD
101	Brian Robinson	WAS at ARI, Sep. 29	21 ATT, 1 TD
101	Tank Bigsby	JAX vs. IND, Oct. 6	13 ATT, 2 TD
100	Jordan Mason	SF at MIN, Sep. 15	20 ATT, 1 TD

2024 NATIONAL FOOTBALL LEAGUE

2024 NATIONAL FOOTBALL LEAGUE

AFC LEADING PASSERS

RANK	PLAYER	TEAM	ATT	COMP	COMP%	YDS	YPA	TD	TD%	LONG	INT	INT%	RATING
1	Burrow	CIN	201	144	71.6%	1578	7.85	12	6.0%	70t	2	1.0%	110.3
2	L. Jackson	BAL	176	118	67.0%	1529	8.69	10	5.7%	56	2	1.1%	108.4
3	Allen	BUF	156	98	62.8%	1160	7.44	10	6.4%	52	0	0.0%	106.8
4	Flacco	IND	108	71	65.7%	716	6.63	7	6.5%	65t	1	0.9%	102.2
5	Stroud	HOU	208	142	68.3%	1577	7.58	10	4.8%	67t	4	1.9%	98.6
6	Herbert	LAC	125	80	64.0%	815	6.52	6	4.8%	38t	1	0.8%	95.3
7	Fields	PIT	160	106	66.3%	1106	6.91	5	3.1%	55t	1	0.6%	93.9
8	Lawrence	JAX	191	116	60.7%	1334	6.98	8	4.2%	85t	3	1.6%	89.2
9	Mahomes	KC	160	111	69.4%	1235	7.72	6	3.8%	54t	6	3.8%	88.9
10	Minshev	LV	140	99	70.7%	1014	7.24	4	2.9%	57t	5	3.6%	85.8
11	Rodgers	NYJ	217	134	61.8%	1387	6.39	9	4.1%	52t	5	2.3%	84.4
12	D. Watson	CLE	199	122	61.3%	1020	5.13	5	2.5%	35	3	1.5%	76.6
13	Brissett	NE	135	79	58.5%	696	5.16	2	1.5%	50	1	0.7%	74.2
14	*Nix	DEN	198	121	61.1%	1082	5.46	5	2.5%	49	5	2.5%	73.7
15	Levis	TEN	125	83	66.4%	699	5.59	5	4.0%	40t	7	5.6%	70.7

2024 NATIONAL FOOTBALL LEAGUE

AFC LEADING PASSERS, RANKS

PLAYER	TEAM	ATT	COMP	COMP%	YDS	YPA	TD	TD%	INT	INT%	RATING
Burrow	CIN	3	1	1	1	2	1	3	6t	6	1
L. Jackson	BAL	7	6	5	3	1	2t	4	6t	7	2
Allen	BUF	10	11	10	7	5	2t	2	1	1	3
Flacco	IND	15	15	8	13	9	7	1	2t	5	4
Stroud	HOU	2	2	4	2	4	2t	5	10	10	5
Herbert	LAC	13t	13	9	12	10	8t	6	2t	4	6
Fields	PIT	8t	9	7	8	8	10t	11	2t	2	7
Lawrence	JAX	6	7	14	5	7	6	7	8t	9	8
Mahomes	KC	8t	8	3	6	3	8t	10	14	14	9
Minshew	LV	11	10	2	11	6	14	12	11t	13	10
Rodgers	NYJ	1	3	11	4	11	5	8	11t	11	11
D. Watson	CLE	4	4	12	10	15	10t	14	8t	8	12
Brissett	NE	12	14	15	15	14	17t	15	2t	3	13
*Nix	DEN	5	5	13	9	13	10t	13	11t	12	14
Levis	TEN	13t	12	6	14	12	10t	9	15	15	15

2024 NATIONAL FOOTBALL LEAGUE

AFC FOURTH-QUARTER PASSING LEADERS

RANK	PLAYER	TEAM	ATT	COMP	COMP%	YDS	YPA	TD	TD%	INT	INT%	RATING
1	Flacco	IND	26	16	61.5%	276	10.62	4	15.4%	0	0.0%	137.2
2	Mahomes	KC	22	16	72.7%	235	10.68	1	4.5%	0	0.0%	122.3
3	Fields	PIT	39	23	59.0%	302	7.74	3	7.7%	0	0.0%	109.1
4	L. Jackson	BAL	49	30	61.2%	370	7.55	3	6.1%	0	0.0%	105.0
5	Burrow	CIN	43	30	69.8%	395	9.19	3	7.0%	2	4.7%	102.4
6	*Nix	DEN	59	41	69.5%	428	7.25	3	5.1%	2	3.4%	93.0
7	Minschew	LV	42	30	71.4%	335	7.98	2	4.8%	2	4.8%	90.9
8	D. Watson	CLE	58	39	67.2%	335	5.78	2	3.4%	1	1.7%	86.5
9	Stroud	HOU	50	35	70.0%	333	6.66	2	4.0%	2	4.0%	84.8
10	Thompson	MIA	13	8	61.5%	80	6.15	0	0.0%	0	0.0%	79.0
11	Herbert	LAC	17	8	47.1%	60	3.53	1	5.9%	0	0.0%	75.6
12	Lawrence	JAX	53	28	52.8%	292	5.51	2	3.8%	1	1.9%	73.8
13	Brissett	NE	35	19	54.3%	218	6.23	0	0.0%	0	0.0%	73.3
14	O'Connell	LV	45	27	60.0%	245	5.44	2	4.4%	2	4.4%	71.1
15	Richardson	IND	27	11	40.7%	219	8.11	2	7.4%	2	7.4%	63.7
16	Rodgers	NYJ	61	35	57.4%	304	4.98	1	1.6%	2	3.3%	62.5
17	*Maye	NE	19	9	47.4%	85	4.47	1	5.3%	1	5.3%	55.8
18	Allen	BUF	26	10	38.5%	131	5.04	0	0.0%	0	0.0%	55.1
19	Levis	TEN	41	23	56.1%	159	3.88	0	0.0%	4	9.8%	25.4

2024 NATIONAL FOOTBALL LEAGUE

AFC THIRD-DOWN PASSING LEADERS

RANK	PLAYER	TEAM	ATT	COMP	COMP%	YDS	YPA	TD	TD%	INT	INT%	RATING
1	Flacco	IND	29	20	69.0%	192	6.62	4	13.8%	0	0.0%	126.7
2	Burrow	CIN	45	30	66.7%	391	8.69	5	11.1%	1	2.2%	121.6
3	Herbert	LAC	38	26	68.4%	269	7.08	3	7.9%	0	0.0%	114.9
4	Allen	BUF	48	25	52.1%	329	6.85	5	10.4%	0	0.0%	108.8
5	Mahomes	KC	36	22	61.1%	256	7.11	2	5.6%	0	0.0%	101.2
6	Stroud	HOU	61	42	68.9%	544	8.92	2	3.3%	1	1.6%	100.7
7	L. Jackson	BAL	40	24	60.0%	294	7.35	2	5.0%	0	0.0%	99.4
8	Fields	PIT	49	29	59.2%	343	7.00	2	4.1%	0	0.0%	94.2
9	Lawrence	JAX	52	25	48.1%	273	5.25	3	5.8%	1	1.9%	75.2
10	D. Watson	CLE	44	26	59.1%	239	5.43	0	0.0%	0	0.0%	74.0
11	Rodgers	NYJ	60	35	58.3%	458	7.63	3	5.0%	4	6.7%	71.4
12	*Nix	DEN	61	31	50.8%	293	4.80	2	3.3%	2	3.3%	61.7
13	Brissett	NE	46	24	52.2%	188	4.09	0	0.0%	1	2.2%	53.5
14	Minschew	LV	34	21	61.8%	192	5.65	0	0.0%	2	5.9%	52.6
15	Levis	TEN	26	15	57.7%	145	5.58	0	0.0%	2	7.7%	41.3

2024 NATIONAL FOOTBALL LEAGUE

AFC LEADING RUSHERS

RANK	PLAYER	TEAM	ATT	YDS	AVG	LONG	TD
1	Henry	BAL	119	704	5.9	87t	8
2	Dobbins	LAC	81	438	5.4	61	3
3	L. Jackson (QB)	BAL	64	403	6.3	33	2
4	Harris	PIT	96	376	3.9	36t	1
5	Stevenson	NE	77	356	4.6	33t	3
6	Taylor	IND	72	349	4.8	29t	4
7	Pollard	TEN	78	339	4.3	41	3
8	Hall	NYJ	83	310	3.7	42	2
9	Cook	BUF	70	309	4.4	49t	4
10	Bigsby	JAX	41	297	7.2	65t	2
11	Mixon	HOU	52	286	5.5	59	2
12	C. Brown	CIN	51	283	5.5	30t	3
13	J. Ford	CLE	50	264	5.3	36	1
14	Fields (QB)	PIT	55	231	4.2	18	5
15	Etienne	JAX	56	230	4.1	22	2
16	Gibson	NE	48	226	4.7	45	0
17	Moss	CIN	63	224	3.6	16	2
18	Williams	DEN	59	213	3.6	17	0
19	Achane	MIA	56	183	3.3	17	1
20	*Nix (QB)	DEN	37	180	4.9	23	3
21	Allen (QB)	BUF	35	178	5.1	19	3
22	*Davis	BUF	46	172	3.7	15	1
23	Hunt	KC	41	171	4.2	10	1
24	Mattison	LV	46	158	3.4	24	3
25	White	LV	49	152	3.1	17	0
26	*Allen	NYJ	35	151	4.3	20t	1
27	D. Watson (QB)	CLE	29	148	5.1	16	1
28	Akers	HOU	40	147	3.7	15t	1
29	Richardson (QB)	IND	21	141	6.7	21	1
30	*Wright	MIA	29	139	4.8	20	0
31	Pacheco	KC	34	135	4.0	11	1
32	Foreman	CLE	39	124	3.2	25	0
33	*Steele	KC	33	117	3.5	9	0
34	McLaughlin	DEN	36	116	3.2	15	1
35	Spears	TEN	33	114	3.5	11	1
36	Edwards	LAC	38	113	3.0	10	0
37	Levis (QB)	TEN	16	106	6.6	21	0
38	Hill	BAL	20	95	4.8	17	0
39	Burrow (QB)	CIN	18	94	5.2	47t	1
40t	Patterson	PIT	16	92	5.8	14	0
40t	Pierce	HOU	11	92	8.4	54t	1
42	Sermon	IND	37	91	2.5	17	2
43	Mostert	MIA	25	89	3.6	18	0
44	Badie	DEN	11	86	7.8	43	0
45	Mahomes (QB)	KC	23	83	3.6	15	0
46	Lawrence (QB)	JAX	14	82	5.9	33	0
47	Goodson	IND	13	77	5.9	33	0
48	Ty Johnson	BUF	14	76	5.4	19	1
49	Stroud (QB)	HOU	17	75	4.4	13	0
50t	Abdullah	LV	11	67	6.1	40	1
50t	D. Johnson	JAX	16	67	4.2	13	0

2024 NATIONAL FOOTBALL LEAGUE

AFC THIRD-AND-ONE RUSHING LEADERS

RANK	PLAYER	TEAM	ATT	FD	PCT
1t	Levis (QB)	TEN	4	4	100.0%
1t	*Allen	NYJ	3	3	100.0%
1t	Burrow (QB)	CIN	3	3	100.0%
1t	Fields (QB)	PIT	3	3	100.0%
1t	Hill	BAL	3	3	100.0%
1t	L. Jackson (QB)	BAL	3	3	100.0%
1t	Achane	MIA	2	2	100.0%
1t	Haskins	LAC	2	2	100.0%
9	Henry	BAL	6	5	83.3%
10	Dobbins	LAC	5	4	80.0%
11	Moss	CIN	4	3	75.0%
12t	Hall	NYJ	6	4	66.7%
12t	*Steele	KC	3	2	66.7%
14t	Ingold	MIA	5	3	60.0%
14t	Taylor	IND	5	3	60.0%

2024 NATIONAL FOOTBALL LEAGUE

AFC LEADERS IN RECEPTIONS

RANK	PLAYER	TEAM	REC	YDS	AVG	LONG	TD
1	Wilson	NYJ	41	399	9.7	26	3
2t	Diggs	HOU	37	392	10.6	28	3
2t	*Bowers (TE)	LV	37	384	10.4	57t	1
4	Chase	CIN	34	565	16.6	70t	5
5	Flowers	BAL	33	401	12.2	44	1
6	Collins	HOU	32	567	17.7	67t	3
7	Downs	IND	27	239	8.9	25	2
8t	Pickens	PIT	26	363	14.0	40	0
8t	Lazard	NYJ	26	354	13.6	52t	5
8t	Hall (RB)	NYJ	26	204	7.8	26t	1
11t	*B. Thomas	JAX	25	424	17.0	85t	3
11t	Meyers	LV	25	273	10.9	33	1
11t	Pittman	IND	25	273	10.9	32	2
11t	Higgins	CIN	25	259	10.4	24	2
15t	Kirk	JAX	24	296	12.3	61	1
15t	Rice	KC	24	288	12.0	44t	2
15t	Cooper	CLE	24	250	10.4	24t	2
15t	Douglas	NE	24	245	10.2	35t	1
15t	Kelce (TE)	KC	24	228	9.5	38	0
20	T. Hill	MIA	23	286	12.4	80t	1
21	Freiermuth (TE)	PIT	22	194	8.8	29	2
22t	Sutton	DEN	21	277	13.2	29	2
22t	Waddle	MIA	21	258	12.3	63	0
22t	Kincaid (TE)	BUF	21	217	10.3	28	1
22t	Achane (RB)	MIA	21	186	8.9	39	1
26t	Shakir	BUF	20	249	12.4	52	2
26t	Jeudy	CLE	20	248	12.4	35	1
26t	Dell	HOU	20	194	9.7	23	1
26t	Williams (RB)	DEN	20	143	7.2	26	0
26t	J. Ford (RB)	CLE	20	87	4.3	24	0
31t	Henry (TE)	NE	19	221	11.6	35	1
31t	*McConkey	LAC	19	219	11.5	37	2
31t	Conklin (TE)	NYJ	19	191	10.1	25	0
34t	Adams	LV	18	209	11.6	30	1
34t	Likely (TE)	BAL	18	207	11.5	49t	3
34t	Tucker	LV	18	190	10.6	54	1
34t	Hill (RB)	BAL	18	171	9.5	19t	1
34t	Schultz (TE)	HOU	18	143	7.9	23	0
39t	Bateman	BAL	17	273	16.1	38	2
39t	Davis	JAX	17	204	12.0	22	2
39t	Gesicki (TE)	CIN	17	178	10.5	37	0
42t	Moss (RB)	CIN	16	126	7.9	21	1
42t	*All (TE)	CIN	16	102	6.4	19	0
42t	Moore	CLE	16	95	5.9	22	0
42t	Etienne (RB)	JAX	16	91	5.7	14	0
42t	Pollard (RB)	TEN	16	82	5.1	22	0
47	Ogunbowale (RB)	HOU	15	155	10.3	31	1
48t	Iosivas	CIN	14	189	13.5	39	3
48t	Hopkins	TEN	14	175	12.5	23	1
48t	Johnston	LAC	14	164	11.7	29t	3
48t	J. Smith (TE)	MIA	14	140	10.0	17	0
48t	Harris (RB)	PIT	14	135	9.6	32	0
48t	Mattison (RB)	LV	14	135	9.6	31t	1

2024 NATIONAL FOOTBALL LEAGUE

AFC RECEIVING YARDAGE LEADERS

RANK	PLAYER	TEAM	YDS	REC	AVG	LONG	TD
1	Collins	HOU	567	32	17.7	67t	3
2	Chase	CIN	565	34	16.6	70t	5
3	*B. Thomas	JAX	424	25	17.0	85t	3
4	Flowers	BAL	401	33	12.2	44	1
5	Wilson	NYJ	399	41	9.7	26	3
6	Diggs	HOU	392	37	10.6	28	3
7	*Bowers (TE)	LV	384	37	10.4	57t	1
8	Pierce	IND	368	13	28.3	65t	3
9	Pickens	PIT	363	26	14.0	40	0
10	Lazard	NYJ	354	26	13.6	52t	5
11	Kirk	JAX	296	24	12.3	61	1
12	Rice	KC	288	24	12.0	44t	2
13	T. Hill	MIA	286	23	12.4	80t	1
14	Sutton	DEN	277	21	13.2	29	2
15t	Bateman	BAL	273	17	16.1	38	2
15t	Meyers	LV	273	25	10.9	33	1
15t	Pittman	IND	273	25	10.9	32	2
18	Higgins	CIN	259	25	10.4	24	2
19	Waddle	MIA	258	21	12.3	63	0
20	Cooper	CLE	250	24	10.4	24t	2
21	Shakir	BUF	249	20	12.4	52	2
22	Jeudy	CLE	248	20	12.4	35	1
23	Douglas	NE	245	24	10.2	35t	1
24	Downs	IND	239	27	8.9	25	2
25	Kelce (TE)	KC	228	24	9.5	38	0
26	Henry (TE)	NE	221	19	11.6	35	1
27	*McConkey	LAC	219	19	11.5	37	2
28	Kincaid (TE)	BUF	217	21	10.3	28	1
29	Adams	LV	209	18	11.6	30	1
30	Likely (TE)	BAL	207	18	11.5	49t	3
31t	Davis	JAX	204	17	12.0	22	2
31t	Hall (RB)	NYJ	204	26	7.8	26t	1
33	*Coleman	BUF	201	12	16.8	49t	2
34t	Dell	HOU	194	20	9.7	23	1
34t	Freiermuth (TE)	PIT	194	22	8.8	29	2
36	Conklin (TE)	NYJ	191	19	10.1	25	0
37	Tucker	LV	190	18	10.6	54	1
38	Iosivas	CIN	189	14	13.5	39	3
39t	Achane (RB)	MIA	186	21	8.9	39	1
39t	Andrews (TE)	BAL	186	13	14.3	38	1
41	Reynolds	DEN	183	12	15.3	49	1
42	*Worthy	KC	179	12	14.9	54t	2
43	Gesicki (TE)	CIN	178	17	10.5	37	0
44	Hopkins	TEN	175	14	12.5	23	1
45	Hill (RB)	BAL	171	18	9.5	19t	1
46	Austin	PIT	167	10	16.7	55t	1
47	Johnston	LAC	164	14	11.7	29t	3
48	Ogunbowale (RB)	HOU	155	15	10.3	31	1
49	Smith-Schuster	KC	147	9	16.3	50	1
50	M. Williams	NYJ	145	10	14.5	22	0

2024 NATIONAL FOOTBALL LEAGUE

AFC THIRD-DOWN RECEIVING LEADERS

RANK	PLAYER	TEAM	REC	YDS	AVG	LONG	TD
1t	Collins	HOU	11	170	15.5	34	1
1t	Pickens	PIT	11	134	12.2	37	0
1t	Wilson	NYJ	11	122	11.1	26	1
1t	Diggs	HOU	11	119	10.8	21	1
5t	Ogunbowale (RB)	HOU	8	115	14.4	31	0
5t	Kirk	JAX	8	106	13.3	30	1
5t	*McConkey	LAC	8	90	11.3	18	1
5t	Higgins	CIN	8	88	11.0	17	2
5t	Douglas	NE	8	87	10.9	35t	1
5t	Downs	IND	8	81	10.1	25	1
5t	Tucker	LV	8	67	8.4	14	0
12t	Shakir	BUF	7	142	20.3	52	1
12t	Lazard	NYJ	7	127	18.1	36t	2
12t	Chase	CIN	7	124	17.7	63t	1
12t	Sutton	DEN	7	122	17.4	29	1
12t	Kelce (TE)	KC	7	101	14.4	38	0
12t	Hill (RB)	BAL	7	78	11.1	18	0
12t	Dell	HOU	7	77	11.0	19	0
12t	Johnston	LAC	7	76	10.9	29t	2
12t	Henry (TE)	NE	7	66	9.4	17	0
12t	Cooper	CLE	7	63	9.0	13	0
22t	Waddle	MIA	6	78	13.0	21	0
22t	Palmer	LAC	6	63	10.5	24	0
22t	Moore	CLE	6	59	9.8	22	0
22t	Williams (RB)	DEN	6	44	7.3	14	0
26t	Conklin (TE)	NYJ	5	94	18.8	25	0
26t	Flowers	BAL	5	88	17.6	26	0
26t	Austin	PIT	5	84	16.8	25	0
26t	Schultz (TE)	HOU	5	59	11.8	18	0
26t	Meyers	LV	5	58	11.6	21	0
26t	Strange (TE)	JAX	5	51	10.2	26	1
26t	Freiermuth (TE)	PIT	5	50	10.0	15	1
26t	Gesicki (TE)	CIN	5	42	8.4	12	0
26t	Gibson (RB)	NE	5	42	8.4	12	0
26t	Pittman	IND	5	34	6.8	12	1
26t	Hall (RB)	NYJ	5	31	6.2	9	0
26t	Mattison (RB)	LV	5	24	4.8	11	0
38t	Iosivas	CIN	4	84	21.0	39	1
38t	M. Williams	NYJ	4	69	17.3	22	0
38t	Ridley	TEN	4	58	14.5	22	0
38t	*Bowers (TE)	LV	4	55	13.8	27	0
38t	*B. Thomas	JAX	4	53	13.3	19	1
38t	Bateman	BAL	4	51	12.8	16t	1
38t	Ogletree (TE)	IND	4	51	12.8	22	1
38t	Hollins	BUF	4	46	11.5	21	2
38t	Kincaid (TE)	BUF	4	46	11.5	28	1
38t	Rice	KC	4	45	11.3	16	1
38t	Andrews (TE)	BAL	4	40	10.0	13t	1
38t	Davis	JAX	4	37	9.3	21	0
38t	T. Hill	MIA	4	36	9.0	10	0
38t	Stevenson (RB)	NE	4	14	3.5	7	0
38t	Okonkwo (TE)	TEN	4	12	3.0	8	0

2024 NATIONAL FOOTBALL LEAGUE

AFC LEADING SCORERS (NON-KICKING)

RANK	PLAYER	TEAM	POS	TOUCHDOWNS				X2	PTS
				TOTAL	RUSH	REC	RET		
1	Henry	BAL	RB	9	8	1	0	0	54
2t	Chase	CIN	WR	5	0	5	0	0	30
2t	Cook	BUF	RB	5	4	1	0	0	30
2t	Fields	PIT	QB	5	5	0	0	0	30
2t	Lazard	NYJ	WR	5	0	5	0	0	30
6t	C. Brown	CIN	RB	4	3	1	0	1	26
6t	Mattison	LV	RB	4	3	1	0	1	26
8t	Diggs	HOU	WR	4	1	3	0	0	24
8t	Taylor	IND	RB	4	4	0	0	0	24
8t	*Worthy	KC	WR	4	2	2	0	0	24
11t	Allen	BUF	QB	3	3	0	0	0	18
11t	Collins	HOU	WR	3	0	3	0	0	18
11t	Dobbins	LAC	RB	3	3	0	0	0	18
11t	Hall	NYJ	RB	3	2	1	0	0	18
11t	Iosivas	CIN	WR	3	0	3	0	0	18
11t	Johnston	LAC	WR	3	0	3	0	0	18
11t	Likely	BAL	TE	3	0	3	0	0	18
11t	Mixon	HOU	RB	3	2	1	0	0	18
11t	Moss	CIN	RB	3	2	1	0	0	18
11t	*Nix	DEN	QB	3	3	0	0	0	18
11t	Pierce	IND	WR	3	0	3	0	0	18
11t	Pollard	TEN	RB	3	3	0	0	0	18
11t	Stevenson	NE	RB	3	3	0	0	0	18
11t	*B. Thomas	JAX	WR	3	0	3	0	0	18
11t	Wilson	NYJ	WR	3	0	3	0	0	18
26	Ridley	TEN	WR	2	1	1	0	0	14
27t	Achane	MIA	RB	2	1	1	0	0	12
27t	Akers	HOU	RB	2	1	1	0	0	12
27t	*Allen	NYJ	RB	2	1	1	0	0	12
27t	Bateman	BAL	WR	2	0	2	0	0	12
27t	Bigsby	JAX	RB	2	2	0	0	0	12
27t	*Coleman	BUF	WR	2	0	2	0	0	12
27t	Cooper	CLE	WR	2	0	2	0	0	12
27t	Davis	JAX	WR	2	0	2	0	0	12
27t	Downs	IND	WR	2	0	2	0	0	12
27t	Etienne	JAX	RB	2	2	0	0	0	12
27t	Freiermuth	PIT	TE	2	0	2	0	0	12
27t	Higgins	CIN	WR	2	0	2	0	0	12
27t	Hollins	BUF	WR	2	0	2	0	0	12
27t	L. Jackson	BAL	QB	2	2	0	0	0	12
27t	Ty Johnson	BUF	RB	2	1	1	0	0	12
27t	*McConkey	LAC	WR	2	0	2	0	0	12
27t	McLaughlin	DEN	RB	2	1	1	0	0	12
27t	McLeod	CLE	FS	2	0	0	2	0	12
27t	Pittman	IND	WR	2	0	2	0	0	12
27t	Rice	KC	WR	2	0	2	0	0	12

2024 NATIONAL FOOTBALL LEAGUE

AFC LEADING SCORERS (NON-KICKING)

RANK	PLAYER	TEAM	POS	TOUCHDOWNS				X2	PTS
				TOTAL	RUSH	REC	RET		
27t	Sermon	IND	RB	2	2	0	0	0	12
27t	Shakir	BUF	WR	2	0	2	0	0	12
27t	Strange	JAX	TE	2	0	2	0	0	12
27t	Sutton	DEN	WR	2	0	2	0	0	12
27t	Tucker	LV	WR	2	1	1	0	0	12

2024 NATIONAL FOOTBALL LEAGUE

AFC LEADING SCORERS (KICKING)

RANK	PLAYER	TEAM	PAT	FG	FG%	LONG	PTS
1	Boswell	PIT	10/10	16/17	94.1%	57	58
2	Fairbairn	HOU	14/14	13/15	86.7%	59	53
3	Tucker	BAL	21/21	10/13	76.9%	56	51
4	Lutz	DEN	9/9	13/14	92.9%	51	48
5	Butker	KC	10/11	12/14	85.7%	53	46
6t	Bass	BUF	18/20	9/12	75.0%	50	45
6t	McPherson	CIN	15/16	10/12	83.3%	56	45
8	*C. Little	JAX	11/11	10/11	90.9%	53	41
9t	Dicker	LAC	7/8	10/11	90.9%	53	37
9t	Hopkins	CLE	7/8	10/12	83.3%	56	37
11t	Slye	NE	8/8	9/11	81.8%	63	35
11t	Zuerlein	NYJ	11/11	8/12	66.7%	40	35
13t	Folk	TEN	10/10	8/8	100.0%	53	34
13t	Gay	IND	13/13	7/9	77.8%	37	34
15	Carlson	LV	9/9	8/10	80.0%	53	33
16	Sanders	MIA	3/3	9/12	75.0%	56	30
17	*Shrader	IND	3/3	0/0	---	---	3

2024 NATIONAL FOOTBALL LEAGUE

2024 NATIONAL FOOTBALL LEAGUE

AFC TOUCHBACKS ON KICKOFFS

RANK	PLAYER	TEAM	TB
1t	McPherson	CIN	29
1t	Tucker	BAL	29
3	Bass	BUF	28
4	Boswell	PIT	24
5t	Gay	IND	23
5t	C. Little	JAX	23
7t	Butker	KC	21
7t	Zuerlein	NYJ	21
9	Dicker	LAC	18
10	Lutz	DEN	17
11t	Folk	TEN	16
11t	Slye	NE	16
13t	Fairbairn	HOU	14
13t	Hopkins	CLE	14
15	Carlson	LV	11
16	Sanders	MIA	10
17	Shrader	IND	5

2024 NATIONAL FOOTBALL LEAGUE

AFC MOST YARDS FROM SCRIMMAGE

RANK	PLAYER	TEAM	POS	TOTAL			RUSHING			RECEIVING		
				YDS	PLAYS	AVG	YDS	ATT	AVG	YDS	ATT	AVG
1	Henry	BAL	RB	753	125	6.0	704	119	5.9	49	6	8.2
2	Collins	HOU	WR	567	32	17.7	0	0	---	567	32	17.7
3	Chase	CIN	WR	565	34	16.6	0	0	---	565	34	16.6
4	Hall	NYJ	RB	514	109	4.7	310	83	3.7	204	26	7.8
5	Harris	PIT	RB	511	110	4.6	376	96	3.9	135	14	9.6
6	Dobbins	LAC	RB	488	93	5.2	438	81	5.4	50	12	4.2
7	*B. Thomas	JAX	WR	437	26	16.8	13	1	13.0	424	25	17.0
8	Cook	BUF	RB	432	81	5.3	309	70	4.4	123	11	11.2
9	Flowers	BAL	WR	429	38	11.3	28	5	5.6	401	33	12.2
10	Taylor	IND	RB	426	78	5.5	349	72	4.8	77	6	12.8
11	Pollard	TEN	RB	421	94	4.5	339	78	4.3	82	16	5.1
12t	Diggs	HOU	WR	404	39	10.4	12	2	6.0	392	37	10.6
12t	Wilson	NYJ	WR	404	42	9.6	5	1	5.0	399	41	9.7
14	L. Jackson	BAL	QB	403	64	6.3	403	64	6.3	0	0	---
15	*Bowers	LV	TE	396	38	10.4	12	1	12.0	384	37	10.4
16	Stevenson	NE	RB	393	90	4.4	356	77	4.6	37	13	2.8
17	Achane	MIA	RB	369	77	4.8	183	56	3.3	186	21	8.9
18	Pierce	IND	WR	368	13	28.3	0	0	---	368	13	28.3
19	Mixon	HOU	RB	360	60	6.0	286	52	5.5	74	8	9.3
20	Williams	DEN	RB	356	79	4.5	213	59	3.6	143	20	7.2
21	Lazard	NYJ	WR	354	26	13.6	0	0	---	354	26	13.6
22	Pickens	PIT	WR	353	27	13.1	-10	1	-10.0	363	26	14.0
23	J. Ford	CLE	RB	351	70	5.0	264	50	5.3	87	20	4.4
24	Moss	CIN	RB	350	79	4.4	224	63	3.6	126	16	7.9
25	Gibson	NE	RB	336	59	5.7	226	48	4.7	110	11	10.0
26	C. Brown	CIN	RB	333	63	5.3	283	51	5.5	50	12	4.2
27	Bigsby	JAX	RB	325	42	7.7	297	41	7.2	28	1	28.0
28	Etienne	JAX	RB	321	72	4.5	230	56	4.1	91	16	5.7
29	T. Hill	MIA	WR	317	27	11.7	31	4	7.8	286	23	12.4
30	Kirk	JAX	WR	296	24	12.3	0	0	---	296	24	12.3
31	Mattison	LV	RB	293	60	4.9	158	46	3.4	135	14	9.6
32	Rice	KC	WR	289	25	11.6	1	1	1.0	288	24	12.0
33	Sutton	DEN	WR	277	21	13.2	0	0	---	277	21	13.2
34	Meyers	LV	WR	276	26	10.6	3	1	3.0	273	25	10.9
35t	Bateman	BAL	WR	273	17	16.1	0	0	---	273	17	16.1
35t	Pittman	IND	WR	273	25	10.9	0	0	---	273	25	10.9
37	Hill	BAL	RB	266	38	7.0	95	20	4.8	171	18	9.5
38	Waddle	MIA	WR	265	23	11.5	7	2	3.5	258	21	12.3
39	Higgins	CIN	WR	259	25	10.4	0	0	---	259	25	10.4
40	Douglas	NE	WR	254	25	10.2	9	1	9.0	245	24	10.2
41	Shakir	BUF	WR	251	21	12.0	2	1	2.0	249	20	12.5
42	Cooper	CLE	WR	250	24	10.4	0	0	---	250	24	10.4
43	Judy	CLE	WR	248	20	12.4	0	0	---	248	20	12.4
44	*Davis	BUF	RB	245	53	4.6	172	46	3.7	73	7	10.4
45	Downs	IND	WR	238	28	8.5	-1	1	-1.0	239	27	8.9
46	Fields	PIT	QB	231	55	4.2	231	55	4.2	0	0	---
47	Kelce	KC	TE	229	25	9.2	1	1	1.0	228	24	9.5
48	Dell	HOU	WR	224	26	8.6	30	6	5.0	194	20	9.7
49	*Allen	NYJ	RB	223	43	5.2	151	35	4.3	72	8	9.0
50t	Henry	NE	TE	221	19	11.6	0	0	---	221	19	11.6
50t	*Worthy	KC	WR	221	18	12.3	42	6	7.0	179	12	14.9

2024 NATIONAL FOOTBALL LEAGUE

AFC LEADERS IN FIRST DOWNS

RANK	PLAYER	TEAM	POS	TOTAL	RUSH	REC
1	Henry	BAL	RB	38	35	3
2	Collins	HOU	WR	27	0	27
3t	Diggs	HOU	WR	25	1	24
3t	Wilson	NYJ	WR	25	1	24
5	Taylor	IND	RB	24	20	4
6t	Chase	CIN	WR	23	0	23
6t	Harris	PIT	RB	23	18	5
8t	Cook	BUF	RB	22	16	6
8t	Dobbins	LAC	RB	22	20	2
10	Hall	NYJ	RB	21	15	6
11t	Etienne	JAX	RB	20	14	6
11t	Flowers	BAL	WR	20	0	20
11t	L. Jackson	BAL	QB	20	20	0
11t	Moss	CIN	RB	20	13	7
11t	Pollard	TEN	RB	20	17	3
16t	J. Ford	CLE	RB	19	17	2
16t	Lazard	NYJ	WR	19	0	19
18t	*Bowers	LV	TE	18	1	17
18t	Mattison	LV	RB	18	11	7
18t	*Nix	DEN	QB	18	18	0
18t	*B. Thomas	JAX	WR	18	1	17
22t	Allen	BUF	QB	17	17	0
22t	Fields	PIT	QB	17	17	0
22t	Higgins	CIN	WR	17	0	17
22t	Mixon	HOU	RB	17	13	4
22t	Stevenson	NE	RB	17	15	2
22t	Williams	DEN	RB	17	13	4
28t	Achane	MIA	RB	16	8	8
28t	C. Brown	CIN	RB	16	13	3
28t	Hill	BAL	RB	16	8	8
28t	Rice	KC	WR	16	1	15
28t	Sutton	DEN	WR	16	0	16
33t	Downs	IND	WR	15	0	15
33t	Gibson	NE	RB	15	9	6
33t	Kirk	JAX	WR	15	0	15
33t	Meyers	LV	WR	15	0	15
33t	Pickens	PIT	WR	15	0	15
38t	Bateman	BAL	WR	14	0	14
38t	Henry	NE	TE	14	0	14
38t	T. Hill	MIA	WR	14	2	12
41t	*Allen	NYJ	RB	13	9	4
41t	Dell	HOU	WR	13	2	11
43t	*Davis	BUF	RB	12	10	2
43t	Douglas	NE	WR	12	0	12
43t	Judy	CLE	WR	12	0	12
43t	*McConkey	LAC	WR	12	0	12
43t	Pittman	IND	WR	12	0	12
43t	Shakir	BUF	WR	12	0	12
43t	*Steele	KC	RB	12	12	0
50t	Andrews	BAL	TE	11	0	11
50t	Cooper	CLE	WR	11	0	11
50t	Davis	JAX	WR	11	0	11
50t	Iosivas	CIN	WR	11	0	11
50t	Likely	BAL	TE	11	0	11
50t	Spears	TEN	RB	11	8	3

2024 NATIONAL FOOTBALL LEAGUE

AFC LEADERS IN FIRST DOWNS

RANK	PLAYER	TEAM	POS	TOTAL	RUSH	REC
50t	Waddle	MIA	WR	11	0	11

2024 NATIONAL FOOTBALL LEAGUE

AFC PUNTING YARDS LEADERS

RANK	PLAYER	TEAM	POS	PUNTS	YARDS	LONG	AVG	TB	BLK	DWN	OB	RETURNS		IN20	NET AVG
												TOT	YDS		
1	Cole	LV	P	25	1323	67	52.9	3	1	2	5	9	141	10	43.2
2	*Rehkw	CIN	P	20	1057	80	52.9	3	0	2	1	9	51	11	47.3
3	Bojorquez	CLE	P	34	1781	84	52.4	3	0	6	4	16	231	15	43.8
4	Baringer	NE	P	32	1642	69	51.3	4	0	1	1	18	145	16	44.3
5	Stonehouse	TEN	P	23	1179	75	51.3	2	2	2	0	15	208	5	37.2
6	Cooke	JAX	P	22	1124	67	51.1	0	0	0	4	12	109	10	46.1
7	Araiza	KC	P	13	657	63	50.5	2	0	3	0	5	34	8	44.8
8	Sanchez	IND	P	24	1209	65	50.4	2	0	2	2	9	111	17	44.1
9	Martin	BUF	P	23	1132	65	49.2	3	0	2	2	9	114	11	41.7
10	Morstead	NYJ	P	27	1291	60	47.8	3	0	2	1	13	75	10	42.8
11	Scott	LAC	P	27	1288	63	47.7	3	0	2	4	9	86	10	42.3
12	Waitman	PIT	P	22	1042	58	47.4	4	0	1	2	8	29	9	42.4
13	Bailey	MIA	P	18	849	57	47.2	1	1	2	4	7	77	8	39.6
14	Dixon	DEN	P	35	1631	65	46.6	2	0	5	3	13	84	17	43.1
15	Stout	BAL	P	18	814	67	45.2	1	0	1	3	7	45	9	41.6
16	Townsend	HOU	P	26	1169	65	45.0	1	1	6	4	7	34	11	41.3

2024 NATIONAL FOOTBALL LEAGUE

AFC NET PUNTING YARDS LEADERS

RANK	PLAYER	TEAM	POS	PUNTS	YARDS	LONG	AVG	TB	BLK	DWN	OB	RETURNS		IN20	NET AVG
												TOT	YDS		
1	*Rehkw	CIN	P	20	1057	80	52.9	3	0	2	1	9	51	11	47.3
2	Cooke	JAX	P	22	1124	67	51.1	0	0	0	4	12	109	10	46.1
3	Araiza	KC	P	13	657	63	50.5	2	0	3	0	5	34	8	44.8
4	Baringer	NE	P	32	1642	69	51.3	4	0	1	1	18	145	16	44.3
5	Sanchez	IND	P	24	1209	65	50.4	2	0	2	2	9	111	17	44.1
6	Bojorquez	CLE	P	34	1781	84	52.4	3	0	6	4	16	231	15	43.8
7	Cole	LV	P	25	1323	67	52.9	3	1	2	5	9	141	10	43.2
8	Dixon	DEN	P	35	1631	65	46.6	2	0	5	3	13	84	17	43.1
9	Morstead	NYJ	P	27	1291	60	47.8	3	0	2	1	13	75	10	42.8
10	Waitman	PIT	P	22	1042	58	47.4	4	0	1	2	8	29	9	42.4
11	Scott	LAC	P	27	1288	63	47.7	3	0	2	4	9	86	10	42.3
12	Martin	BUF	P	23	1132	65	49.2	3	0	2	2	9	114	11	41.7
13	Stout	BAL	P	18	814	67	45.2	1	0	1	3	7	45	9	41.6
14	Townsend	HOU	P	26	1169	65	45.0	1	1	6	4	7	34	11	41.3
15	Bailey	MIA	P	18	849	57	47.2	1	1	2	4	7	77	8	39.6
16	Stonehouse	TEN	P	23	1179	75	51.3	2	2	2	0	15	208	5	37.2

2024 NATIONAL FOOTBALL LEAGUE

2024 NATIONAL FOOTBALL LEAGUE

AFC PUNT RETURN LEADERS

RANK	PLAYER	TEAM	POS	RET	FC	YDS	AVG	LONG	TD
1	Mims	DEN	WR	13	7	163	12.5	38	0
2	Harty	BAL	WR	8	4	85	10.6	16	0
3	M. Jones	NE	CB	11	3	116	10.5	16	0
4	Austin	PIT	WR	12	8	124	10.3	30	0
5	Proche	CLE	WR	13	1	119	9.2	17	0
6	*Jackson	TEN	WR	16	2	140	8.8	18	0
7	Gipson	NYJ	WR	16	6	136	8.5	31	0
8	Hardman	KC	WR	10	3	72	7.2	13	0
9	Jones	CIN	WR	10	3	60	6.0	14	0
10	Sims	HOU	WR	12	6	56	4.7	19	0

2024 NATIONAL FOOTBALL LEAGUE

AFC KICKOFF RETURN LEADERS

RANK	PLAYER	TEAM	POS	RET	YDS	AVG	LONG	TD
1	*Jackson	TEN	WR	9	241	26.8	33	0
2	Hasty	NE	RB	9	214	23.8	30	0

2024 NATIONAL FOOTBALL LEAGUE

2024 NATIONAL FOOTBALL LEAGUE

AFC INTERCEPTION LEADERS

RANK	PLAYER	TEAM	POS	INT	YARDS	AVG	LONG	TD
1	Jackson	PIT	CB	3	75	25.0	49	0
2t	*Bullock	HOU	SAF	2	28	14.0	28	0
2t	Echols	NYJ	CB	2	0	0.0	0	0
2t	Humphrey	BAL	CB	2	0	0.0	0	0
2t	Ingram	BUF	DB	2	56	28.0	31t	1
2t	Jones	IND	DB	2	5	2.5	5	0
2t	Molden	LAC	CB	2	28	14.0	25	0
2t	Surtain	DEN	CB	2	100	50.0	100t	1
9t	Bell	CIN	SS	1	32	32.0	32	0
9t	Benford	BUF	CB	1	6	6.0	6	0
9t	Bernard	BUF	LB	1	1	1.0	1	0
9t	Blackmon	IND	SAF	1	0	0.0	0	0
9t	Cisco	JAX	FS	1	22	22.0	22	0
9t	Conner	KC	DB	1	3	3.0	3	0
9t	Cook	KC	FS	1	0	0.0	0	0
9t	Cross	IND	SAF	1	0	0.0	0	0
9t	Davis-Gaither	CIN	LB	1	12	12.0	12	0
9t	Dupree	LAC	OLB	1	0	0.0	0	0
9t	D. Elliott	PIT	DB	1	0	0.0	0	0
9t	Ford	LAC	DT	1	3	3.0	3	0
9t	Fulton	LAC	CB	1	29	29.0	29	0
9t	Gonzalez	NE	CB	1	2	2.0	2	0
9t	Hamlin	BUF	SS	1	19	19.0	19	0
9t	Hooker	TEN	SAF	1	30	30.0	30	0
9t	Ta. Johnson	BUF	CB	1	0	0.0	0	0
9t	B. Jones	DEN	SAF	1	37	37.0	37	0
9t	M. Jones	NE	CB	1	35	35.0	35	0
9t	Kazee	PIT	SS	1	5	5.0	5	0
9t	Kohou	MIA	CB	1	2	2.0	2	0
9t	*Lassiter	HOU	CB	1	9	9.0	9	0
9t	Moehrig	LV	SAF	1	16	16.0	16	0
9t	Moss	DEN	CB	1	0	0.0	0	0
9t	Murray	HOU	SS	1	0	0.0	0	0
9t	Ogbah	MIA	OLB	1	0	0.0	0	0
9t	Owusu-Koramoah	CLE	LB	1	0	0.0	0	0
9t	Peppers	NE	FS	1	0	0.0	0	0
9t	Porter	PIT	CB	1	16	16.0	16	0
9t	Pratt	CIN	LB	1	24	24.0	24	0
9t	Sieler	MIA	DE	1	0	0.0	0	0
9t	Singleton	DEN	LB	1	21	21.0	21	0
9t	Smith	BAL	ILB	1	0	0.0	0	0
9t	Spillane	LV	LB	1	0	0.0	0	0
9t	Stingley	HOU	CB	1	0	0.0	0	0
9t	Taylor-Britt	CIN	CB	1	0	0.0	0	0
9t	Trice	PIT	CB	1	0	0.0	0	0
46	Ja. Watson	KC	CB	0	12	---	12	0

2024 NATIONAL FOOTBALL LEAGUE

AFC SACK LEADERS

RANK	PLAYER	TEAM	POS	SACKS
1	McDonald	NYJ	DE	7.0
2	Van Noy	BAL	MLB	6.0
3t	Anderson	HOU	DE	5.5
3t	Crosby	LV	DE	5.5
5t	Hendrickson	CIN	DE	5.0
5t	Walker	JAX	DE	5.0
7t	Cooper	DEN	LB	4.5
7t	Watt	PIT	OLB	4.5
9t	Bonitto	DEN	LB	4.0
9t	Garrett	CLE	DE	4.0
9t	Landry	TEN	LB	4.0
9t	White	NE	DE	4.0
13t	Allen	DEN	DE	3.5
13t	Oweh	BAL	LB	3.5
15t	Epenesa	BUF	DE	3.0
15t	Ca. Heyward	PIT	DT	3.0
15t	Ch. Jones	KC	DT	3.0
15t	Miller	BUF	OLB	3.0
15t	Rousseau	BUF	DE	3.0
15t	Z. Smith	CLE	DE	3.0
21t	Clemons	NYJ	DE	2.5
21t	Ni. Herbig	PIT	LB	2.5
21t	Hines-Allen	JAX	DE	2.5
21t	Hunter	HOU	DE	2.5
21t	Mack	LAC	OLB	2.5
26t	Barnett	HOU	DE	2.0
26t	Bosa	LAC	LB	2.0
26t	C. Campbell	MIA	DE	2.0
26t	Dupree	LAC	OLB	2.0
26t	Edwards	HOU	DE	2.0
26t	Franklin-Myers	DEN	DE	2.0
26t	Joseph-Day	TEN	DT	2.0
26t	Madubuike	BAL	DT	2.0
26t	Murray	TEN	LB	2.0
26t	Odeyingbo	IND	DE	2.0
26t	Ogbah	MIA	OLB	2.0
26t	Owusu-Koramoah	CLE	LB	2.0
26t	Robertson-Harris	JAX	DE-DT	2.0
26t	Roy	NE	DT	2.0
26t	Settle	HOU	DT	2.0
26t	Sieler	MIA	DE	2.0
26t	Strnad	DEN	LB	2.0
26t	Tillman	DEN	LB	2.0
26t	Uche	NE	LB	2.0
26t	Wilkins	LV	DT	2.0
26t	Quin. Williams	NYJ	NT	2.0
26t	Wise	NE	DE	2.0
48t	Buckner	IND	DT	1.5
48t	*Elliss	DEN	LB	1.5
48t	Fox	LAC	DE	1.5
48t	Lewis	IND	DE	1.5
48t	Paye	IND	DE	1.5
48t	Snowden	LV	DE	1.5
48t	*L. Taylor	NYJ	DT	1.5
48t	Thomas	NYJ	DE	1.5

2024 NATIONAL FOOTBALL LEAGUE

AFC SACK LEADERS

RANK	PLAYER	TEAM	POS	SACKS
48t	Tomlinson	CLE	DE	1.5
48t	Wharton	KC	DT	1.5

2024 NATIONAL FOOTBALL LEAGUE

AFC LEADERS IN FUMBLE RECOVERIES

RANK	PLAYER	TEAM	POS	TOTAL	OWN TEAM	OPP TEAM
1	Fields	PIT	QB	3	3	0
2t	Burrow	CIN	QB	2	2	0
2t	Herbert	LAC	QB	2	2	0
2t	L. Jackson	BAL	QB	2	2	0
2t	Lammons	IND	DB	2	0	2
2t	Pratt	CIN	LB	2	0	2
2t	Richardson	IND	QB	2	2	0
2t	Rodgers	NYJ	QB	2	2	0
2t	Warren	PIT	RB	2	2	0
2t	Williams	BUF	LB	2	0	2
2t	Quin. Williams	NYJ	OLB	2	0	2
12t	Abdullah	LV	RB	1	1	0
12t	Allen	BUF	QB	1	1	0
12t	Anudike-Uzomah	KC	DE	1	0	1
12t	Armstead	MIA	OT	1	1	0
12t	Benton	PIT	DT	1	0	1
12t	Bigsby	JAX	RB	1	1	0
12t	Bitonio	CLE	OG	1	1	0
12t	Blackmon	IND	SAF	1	0	1
12t	Bolden	NE	CB	1	0	1
12t	*Bortolini	IND	C	1	1	0
12t	Brissett	NE	QB	1	1	0
12t	*Bullock	HOU	SAF	1	0	1
12t	Carter	NYJ	CB	1	0	1
12t	Chestnut	TEN	RB	1	0	1
12t	Clark	NYJ	FS	1	0	1
12t	*Codrington	BUF	DB	1	1	0
12t	Conner	KC	DB	1	0	1
12t	Delpit	CLE	SAF	1	0	1
12t	Edwards	LAC	RB	1	1	0
12t	Edwards	HOU	DE	1	0	1
12t	D. Elliott	PIT	DB	1	0	1
12t	Elliss	NE	LB	1	0	1
12t	Emerson	CLE	CB	1	0	1
12t	Etienne	JAX	RB	1	1	0
12t	Foreman	CLE	RB	1	1	0
12t	Hamilton	BAL	SAF	1	0	1
12t	Hawkins	NE	SAF	1	0	1
12t	Ni. Herbig	PIT	LB	1	0	1
12t	Hickman	CLE	SAF	1	0	1
12t	Hines-Allen	JAX	DE	1	0	1
12t	Ingold	MIA	FB	1	1	0
12t	D. Johnson	JAX	RB	1	1	0
12t	B. Jones	DEN	SAF	1	0	1
12t	M. Jones	NE	CB	1	0	1
12t	Jordan	NE	OG	1	1	0
12t	Key	TEN	LB	1	0	1
12t	Kohou	MIA	CB	1	0	1
12t	*Latu	IND	DE	1	0	1
12t	Leverett	NE	OG	1	1	0
12t	Levis	TEN	QB	1	1	0
12t	Mack	LAC	OLB	1	0	1
12t	McLeod	CLE	FS	1	0	1
12t	Miller	LV	OT	1	1	0
12t	Molden	LAC	CB	1	0	1

2024 NATIONAL FOOTBALL LEAGUE

AFC LEADERS IN FUMBLE RECOVERIES

RANK	PLAYER	TEAM	POS	TOTAL	OWN TEAM	OPP TEAM
12t	Moss	DEN	CB	1	0	1
12t	*Nix	DEN	QB	1	1	0
12t	Otomewo	JAX	DE	1	1	0
12t	Ricard	BAL	FB-DE	1	1	0
12t	Sanders	MIA	K	1	1	0
12t	Skinner	DEN	SAF	1	0	1
12t	Slater	LAC	OT	1	1	0
12t	Spector	BUF	LB	1	0	1
12t	Stevenson	NE	RB	1	1	0
12t	Stewart	IND	DT	1	0	1
12t	Stroud	HOU	QB	1	1	0
12t	Tart	LAC	DT	1	0	1
12t	Taylor	LAC	CB	1	0	1
12t	D. Thomas	JAX	SAF	1	0	1
12t	Toohill	BUF	DE	1	0	1
12t	Torrence	BUF	OG	1	1	0
12t	Trautman	DEN	TE	1	1	0
12t	Washington	JAX	WR	1	1	0
12t	D. Watson	CLE	QB	1	1	0
12t	Watt	PIT	OLB	1	0	1
12t	M. Williams	BAL	FS	1	0	1
12t	Wilson	MIA	RB	1	1	0
12t	*Worthy	KC	WR	1	1	0

2024 NATIONAL FOOTBALL LEAGUE

AFC LEADERS IN RECOVERIES OF FUMBLES BY OWN TEAM

RANK	PLAYER	TEAM	POS	REC	YARDS	AVG	LONG	TD
1	Fields	PIT	QB	3	0	0.0	0t	0
2t	Burrow	CIN	QB	2	0	0.0	0t	0
2t	Herbert	LAC	QB	2	0	0.0	0t	0
2t	L. Jackson	BAL	QB	2	0	0.0	0t	0
2t	Richardson	IND	QB	2	0	0.0	0t	0
2t	Rodgers	NYJ	QB	2	0	0.0	0t	0
2t	Warren	PIT	RB	2	0	0.0	0t	0
8t	Abdullah	LV	RB	1	0	0.0	0t	0
8t	Allen	BUF	QB	1	0	0.0	0t	0
8t	Armstead	MIA	OT	1	0	0.0	0t	0
8t	Bigsby	JAX	RB	1	0	0.0	0t	0
8t	Bitonio	CLE	OG	1	0	0.0	0t	0
8t	*Bortolini	IND	C	1	0	0.0	0t	0
8t	Brissett	NE	QB	1	0	0.0	0t	0
8t	*Codrington	BUF	DB	1	0	0.0	0t	0
8t	Edwards	LAC	RB	1	0	0.0	0t	0
8t	Etienne	JAX	RB	1	0	0.0	0t	0
8t	Foreman	CLE	RB	1	0	0.0	0t	0
8t	Ingold	MIA	FB	1	0	0.0	0t	0
8t	D. Johnson	JAX	RB	1	0	0.0	0t	0
8t	Jordan	NE	OG	1	0	0.0	0t	0
8t	Leverett	NE	OG	1	0	0.0	0t	0
8t	Levis	TEN	QB	1	0	0.0	0t	0
8t	Miller	LV	OT	1	0	0.0	0t	0
8t	*Nix	DEN	QB	1	0	0.0	0t	0
8t	Otomewo	JAX	DE	1	0	0.0	0t	0
8t	Ricard	BAL	FB-DE	1	0	0.0	0t	1
8t	Sanders	MIA	K	1	-1	-1.0	-1	0
8t	Slater	LAC	OT	1	0	0.0	0t	0
8t	Stevenson	NE	RB	1	0	0.0	0t	0
8t	Stroud	HOU	QB	1	0	0.0	0t	0
8t	Torrence	BUF	OG	1	0	0.0	0t	0
8t	Trautman	DEN	TE	1	2	2.0	2	0
8t	Washington	JAX	WR	1	0	0.0	0t	0
8t	D. Watson	CLE	QB	1	0	0.0	0t	0
8t	Wilson	MIA	RB	1	0	0.0	0t	0
8t	*Worthy	KC	WR	1	0	0.0	0t	0

2024 NATIONAL FOOTBALL LEAGUE

AFC LEADERS IN RECOVERIES OF FUMBLES BY OPPOSING TEAM

RANK	PLAYER	TEAM	POS	REC	YARDS	AVG	LONG	TD
1t	Lammons	IND	DB	2	3	1.5	3	0
1t	Pratt	CIN	LB	2	9	4.5	9	0
1t	Williams	BUF	LB	2	0	0.0	0t	0
1t	Quin. Williams	NYJ	OLB	2	15	7.5	15	0
5t	Anudike-Uzomah	KC	DE	1	0	0.0	0t	0
5t	Benton	PIT	DT	1	0	0.0	0t	0
5t	Blackmon	IND	SAF	1	0	0.0	0t	0
5t	Bolden	NE	CB	1	0	0.0	0t	0
5t	*Bullock	HOU	SAF	1	0	0.0	0t	0
5t	Carter	NYJ	CB	1	7	7.0	7	0
5t	Chestnut	TEN	RB	1	0	0.0	0t	0
5t	Clark	NYJ	FS	1	0	0.0	0t	0
5t	Conner	KC	DB	1	38	38.0	38t	1
5t	Delpit	CLE	SAF	1	0	0.0	0t	0
5t	Edwards	HOU	DE	1	0	0.0	0t	0
5t	D. Elliott	PIT	DB	1	10	10.0	10	0
5t	Elliss	NE	LB	1	0	0.0	0t	0
5t	Emerson	CLE	CB	1	2	2.0	2	0
5t	Hamilton	BAL	SAF	1	8	8.0	8	0
5t	Hawkins	NE	SAF	1	0	0.0	0t	0
5t	Ni. Herbig	PIT	LB	1	0	0.0	0t	0
5t	Hickman	CLE	SAF	1	0	0.0	0t	0
5t	Hines-Allen	JAX	DE	1	13	13.0	13	0
5t	B. Jones	DEN	SAF	1	34	34.0	34	0
5t	M. Jones	NE	CB	1	17	17.0	17	0
5t	Key	TEN	LB	1	0	0.0	0t	0
5t	Kohou	MIA	CB	1	0	0.0	0t	0
5t	*Latu	IND	DE	1	0	0.0	0t	0
5t	Mack	LAC	OLB	1	22	22.0	22	0
5t	McLeod	CLE	FS	1	25	25.0	25t	1
5t	Molden	LAC	CB	1	0	0.0	0t	0
5t	Moss	DEN	CB	1	0	0.0	0t	0
5t	Skinner	DEN	SAF	1	0	0.0	0t	0
5t	Spector	BUF	LB	1	0	0.0	0t	0
5t	Stewart	IND	DT	1	0	0.0	0t	0
5t	Tart	LAC	DT	1	0	0.0	0t	0
5t	Taylor	LAC	CB	1	0	0.0	0t	0
5t	D. Thomas	JAX	SAF	1	0	0.0	0t	0
5t	Toohill	BUF	DE	1	0	0.0	0t	0
5t	Watt	PIT	OLB	1	0	0.0	0t	0
5t	M. Williams	BAL	FS	1	0	0.0	0t	0

2024 NATIONAL FOOTBALL LEAGUE

NFC LEADING PASSERS

RANK	PLAYER	TEAM	ATT	COMP	COMP%	YDS	YPA	TD	TD%	LONG	INT	INT%	RATING
1	Mayfield	TB	189	134	70.9%	1489	7.88	15	7.9%	55t	5	2.6%	109.4
2	*Daniels	WAS	166	125	75.3%	1404	8.46	6	3.6%	66	2	1.2%	107.1
3	Goff	DET	149	106	71.1%	1330	8.93	8	5.4%	70t	4	2.7%	105.3
4	Darnold	MIN	137	87	63.5%	1111	8.11	11	8.0%	97t	4	2.9%	103.4
5	Carr	NO	128	90	70.3%	989	7.73	8	6.3%	70t	4	3.1%	100.7
6	Purdy	SF	185	121	65.4%	1629	8.81	9	4.9%	76t	4	2.2%	100.5
7	K. Murray	ARI	170	116	68.2%	1186	6.98	8	4.7%	60t	2	1.2%	98.8
8	Cousins	ATL	207	138	66.7%	1598	7.72	9	4.3%	52	5	2.4%	94.2
9	Love	GB	146	86	58.9%	1131	7.75	12	8.2%	70t	6	4.1%	93.7
10	Hurts	PHI	157	106	67.5%	1194	7.61	6	3.8%	67t	4	2.5%	92.2
11	*Ca. Williams	CHI	199	130	65.3%	1317	6.62	9	4.5%	47	5	2.5%	88.7
12	Dalton	CAR	144	95	66.0%	896	6.22	7	4.9%	39	4	2.8%	87.6
13	G. Smith	SEA	251	173	68.9%	1778	7.08	6	2.4%	71t	6	2.4%	87.0
14	Stafford	LAR	175	118	67.4%	1238	7.07	3	1.7%	63	3	1.7%	86.3
15	Prescott	DAL	224	142	63.4%	1602	7.15	8	3.6%	65t	6	2.7%	85.5
16	Jones	NYG	219	136	62.1%	1343	6.13	6	2.7%	41	4	1.8%	80.9

2024 NATIONAL FOOTBALL LEAGUE

NFC LEADING PASSERS, RANKS

PLAYER	TEAM	ATT	COMP	COMP%	YDS	YPA	TD	TD%	INT	INT%	RATING
Mayfield	TB	6	5	3	5	5	1	3	11t	10	1
*Daniels	WAS	10	7	1	6	3	12t	12	1t	2	2
Goff	DET	12	11t	2	8	1	7t	5	4t	12	3
Darnold	MIN	15	15	13	14	4	3	2	4t	14	4
Carr	NO	16	14	4	15	7	7t	4	4t	15	5
Purdy	SF	7	8	11	2	2	4t	6	4t	5	6
K. Murray	ARI	9	10	6	12	13	7t	8	1t	1	7
Cousins	ATL	4	3	9	4	8	4t	10	11t	7	8
Love	GB	13	16	16	13	6	2	1	14t	16	9
Hurts	PHI	11	11t	7	11	9	12t	11	4t	9	10
*Ca. Williams	CHI	5	6	12	9	14	4t	9	11t	8	11
Dalton	CAR	14	13	10	16	15	11	7	4t	13	12
G. Smith	SEA	1	1	5	1	11	12t	15	14t	6	13
Stafford	LAR	8	9	8	10	12	16	16	3	3	14
Prescott	DAL	2	2	14	3	10	7t	13	14t	11	15
Jones	NYG	3	4	15	7	16	12t	14	4t	4	16

2024 NATIONAL FOOTBALL LEAGUE

NFC FOURTH-QUARTER PASSING LEADERS

RANK	PLAYER	TEAM	ATT	COMP	COMP%	YDS	YPA	TD	TD%	INT	INT%	RATING
1	*Daniels	WAS	43	36	83.7%	402	9.35	3	7.0%	0	0.0%	128.9
2	Mayfield	TB	37	28	75.7%	253	6.84	3	8.1%	0	0.0%	120.7
3	Love	GB	33	21	63.6%	290	8.79	3	9.1%	1	3.0%	109.4
4	Stafford	LAR	48	34	70.8%	375	7.81	2	4.2%	1	2.1%	98.9
5	*Ca. Williams	CHI	49	33	67.3%	307	6.27	3	6.1%	1	2.0%	96.2
6	Purdy	SF	42	33	78.6%	416	9.90	1	2.4%	2	4.8%	96.0
7	K. Murray	ARI	48	31	64.6%	292	6.08	1	2.1%	0	0.0%	88.2
8	Hurts	PHI	45	32	71.1%	393	8.73	1	2.2%	2	4.4%	86.6
9	G. Smith	SEA	86	56	65.1%	510	5.93	3	3.5%	2	2.3%	83.0
10	Goff	DET	41	26	63.4%	267	6.51	2	4.9%	2	4.9%	78.0
11	Carr	NO	33	20	60.6%	217	6.58	2	6.1%	2	6.1%	74.9
12	Prescott	DAL	60	32	53.3%	359	5.98	4	6.7%	3	5.0%	72.8
13	Cousins	ATL	56	33	58.9%	317	5.66	2	3.6%	2	3.6%	71.8
14	Darnold	MIN	32	17	53.1%	203	6.34	1	3.1%	1	3.1%	70.2
15	Young	CAR	30	16	53.3%	156	5.20	0	0.0%	0	0.0%	68.2
16	Jones	NYG	69	35	50.7%	258	3.74	1	1.4%	2	2.9%	52.7
17	Dalton	CAR	30	15	50.0%	109	3.63	0	0.0%	2	6.7%	31.1
18	*Rattler	NO	15	8	53.3%	71	4.73	0	0.0%	2	13.3%	26.7

2024 NATIONAL FOOTBALL LEAGUE

NFC THIRD-DOWN PASSING LEADERS

RANK	PLAYER	TEAM	ATT	COMP	COMP%	YDS	YPA	TD	TD%	INT	INT%	RATING
1	Goff	DET	35	22	62.9%	283	8.09	4	11.4%	0	0.0%	126.3
2	Cousins	ATL	50	34	68.0%	357	7.14	4	8.0%	0	0.0%	115.2
3	Purdy	SF	50	30	60.0%	322	6.44	5	10.0%	0	0.0%	112.3
4	*Daniels	WAS	46	31	67.4%	429	9.33	2	4.3%	1	2.2%	102.5
5	Carr	NO	29	20	69.0%	214	7.38	1	3.4%	0	0.0%	101.8
6	Mayfield	TB	47	29	61.7%	343	7.30	5	10.6%	2	4.3%	101.6
7	K. Murray	ARI	37	22	59.5%	223	6.03	2	5.4%	0	0.0%	94.8
8	Jones	NYG	61	40	65.6%	401	6.57	3	4.9%	1	1.6%	93.7
9	Prescott	DAL	54	33	61.1%	451	8.35	2	3.7%	1	1.9%	92.4
10	Dalton	CAR	36	24	66.7%	236	6.56	2	5.6%	1	2.8%	91.9
11	Darnold	MIN	42	23	54.8%	263	6.26	3	7.1%	1	2.4%	87.7
12	Love	GB	33	15	45.5%	215	6.52	5	15.2%	2	6.1%	81.4
13	Stafford	LAR	36	21	58.3%	205	5.69	0	0.0%	1	2.8%	62.8
14	*Ca. Williams	CHI	49	28	57.1%	285	5.82	2	4.1%	3	6.1%	62.0
15	G. Smith	SEA	59	36	61.0%	383	6.49	0	0.0%	3	5.1%	58.8
16	Hurts	PHI	37	21	56.8%	278	7.51	1	2.7%	3	8.1%	55.9

2024 NATIONAL FOOTBALL LEAGUE

NFC LEADING RUSHERS

RANK	PLAYER	TEAM	ATT	YDS	AVG	LONG	TD
1	Mason	SF	114	609	5.3	38	3
2	Hubbard	CAR	86	485	5.6	38t	2
3	Barkley	PHI	91	482	5.3	65t	4
4	Jacobs	GB	108	464	4.3	34	1
5	Kamara	NO	104	428	4.1	17	6
6	Conner	ARI	90	403	4.5	22	3
7	Robinson	ATL	82	380	4.6	28	3
8	K. Williams	LAR	95	360	3.8	30	6
9	Montgomery	DET	75	351	4.7	21	6
10	A. Jones	MIN	71	350	4.9	39	1
11	Gibbs	DET	66	348	5.3	24	3
12	*Irving	TB	58	328	5.7	32	2
13t	Robinson	WAS	73	325	4.5	40	5
13t	Swift	CHI	91	325	3.6	36t	3
15	*Daniels (QB)	WAS	63	322	5.1	34	4
16	Allgeier	ATL	51	283	5.5	20	1
17	K. Murray (QB)	ARI	30	261	8.7	50t	1
18	Dowdle	DAL	59	246	4.2	13	0
19	Walker	SEA	51	234	4.6	28	5
20	Singleton	NYG	56	221	3.9	43	2
21	Em. Wilson	GB	42	210	5.0	18	0
22	*Tracy	NYG	47	208	4.4	27	1
23	Hurts (QB)	PHI	56	196	3.5	23	2
24t	Charbonnet	SEA	49	187	3.8	13	3
24t	White	TB	51	187	3.7	56	0
26	Ekeler	WAS	28	171	6.1	50	1
27	*Ca. Williams (QB)	CHI	25	169	6.8	24	0
28	Jones (QB)	NYG	45	164	3.6	13	0
29	Chandler	MIN	42	147	3.5	25	0
30	G. Smith (QB)	SEA	21	146	7.0	34t	1
31	Tucker	TB	16	143	8.9	36	1
32	*Guerendo	SF	22	140	6.4	76	0
33	Mayfield (QB)	TB	21	136	6.5	18	2
34	Purdy (QB)	SF	26	127	4.9	12	0
35	McNichols	WAS	18	122	6.8	28	3
36	Elliott	DAL	38	115	3.0	9	1
37	Willis (QB)	GB	12	114	9.5	29	1
38	Reed (WR)	GB	9	110	12.2	33t	1
39	*Benson	ARI	30	107	3.6	20	0
40	Williams	NO	27	103	3.8	14t	1
41	Demercado	ARI	12	102	8.5	41	0
42	M. Sanders	CAR	30	98	3.3	14	1
43	R. Johnson	CHI	30	89	3.0	9	3
44	Hill (TE)	NO	14	77	5.5	12	2
45	Darnold (QB)	MIN	20	61	3.1	18	0
46	*Corum	LAR	13	53	4.1	12	0
47t	Rivers	LAR	10	51	5.1	12	0
47t	Samuel (WR)	SF	19	51	2.7	8	1
49	Gainwell	PHI	8	40	5.0	19	0
50	Lamb (WR)	DAL	8	37	4.6	12	0

2024 NATIONAL FOOTBALL LEAGUE

NFC THIRD-AND-ONE RUSHING LEADERS

RANK	PLAYER	TEAM	ATT	FD	PCT
1t	K. Williams	LAR	6	6	100.0%
1t	*Daniels (QB)	WAS	4	4	100.0%
1t	Darnold (QB)	MIN	3	3	100.0%
1t	Jones (QB)	NYG	3	3	100.0%
1t	Charbonnet	SEA	2	2	100.0%
1t	Demercado	ARI	2	2	100.0%
1t	Dowdle	DAL	2	2	100.0%
1t	Elliott	DAL	2	2	100.0%
1t	Gibbs	DET	2	2	100.0%
1t	Luepke	DAL	2	2	100.0%
11t	Montgomery	DET	5	4	80.0%
11t	Robinson	WAS	5	4	80.0%
13	Hurts (QB)	PHI	9	7	77.8%
14t	A. Jones	MIN	4	3	75.0%
14t	Kamara	NO	4	3	75.0%
16t	Conner	ARI	3	2	66.7%
16t	Hubbard	CAR	3	2	66.7%
16t	Jacobs	GB	3	2	66.7%

2024 NATIONAL FOOTBALL LEAGUE

NFC LEADERS IN RECEPTIONS

RANK	PLAYER	TEAM	REC	YDS	AVG	LONG	TD
1	Godwin	TB	43	511	11.9	55t	5
2	D. London	ATL	38	428	11.3	31	4
3	Robinson	NYG	37	280	7.6	20	2
4	*Nabers	NYG	35	386	11.0	39	3
5	Smith-Njigba	SEA	34	310	9.1	24	1
6	Lamb	DAL	32	467	14.6	65t	2
7t	Metcalf	SEA	31	469	15.1	71t	2
7t	D. Moore	CHI	31	314	10.1	44	3
7t	St. Brown	DET	31	289	9.3	20	3
10t	McLaurin	WAS	29	356	12.3	66	4
10t	Dio. Johnson	CAR	29	340	11.7	39	3
12t	Kittle (TE)	SF	28	283	10.1	29	5
12t	McBride (TE)	ARI	28	271	9.7	27	0
12t	Kamara (RB)	NO	28	238	8.5	57t	1
15t	Reed	GB	27	442	16.4	70t	3
15t	Mooney	ATL	27	368	13.6	41t	3
17t	Jefferson	MIN	26	450	17.3	97t	4
17t	Lockett	SEA	26	339	13.0	37	1
17t	Kmet (TE)	CHI	26	289	11.1	31t	3
20t	Jennings	SF	25	404	16.2	45	3
20t	Evans	TB	25	310	12.4	24	5
20t	Ferguson (TE)	DAL	25	240	9.6	27	0
23t	D. Smith	PHI	24	303	12.6	45t	2
23t	Goedert (TE)	PHI	24	301	12.5	61	0
23t	Slayton	NYG	24	301	12.5	41	1
23t	Tolbert	DAL	24	290	12.1	48	2
23t	McCloud	ATL	24	259	10.8	22	0
28t	Aiyuk	SF	23	351	15.3	53	0
28t	Olave	NO	23	280	12.2	39	1
30	Hubbard (RB)	CAR	22	93	4.2	20	1
31t	Mi. Wilson	ARI	21	237	11.3	34	2
31t	Ertz (TE)	WAS	21	228	10.9	24	0
31t	Robinson (RB)	ATL	21	161	7.7	26	0
31t	Walker (RB)	SEA	21	136	6.5	17	0
35t	Shaheed	NO	20	349	17.4	70t	3
35t	Samuel	SF	20	335	16.8	76t	1
35t	N. Fant (TE)	SEA	20	198	9.9	16	0
38t	Swift (RB)	CHI	19	193	10.2	42	0
38t	Dortch	ARI	19	174	9.2	16	0
38t	Parkinson (TE)	LAR	19	165	8.7	20	0
38t	Otton (TE)	TB	19	163	8.6	22	1
38t	Charbonnet (RB)	SEA	19	149	7.8	30t	1
43t	Pitts (TE)	ATL	18	263	14.6	52	1
43t	Kraft (TE)	GB	18	231	12.8	66t	3
43t	*Whittington	LAR	18	201	11.2	31	0
43t	Kupp	LAR	18	147	8.2	24	1
47t	Atwell	LAR	17	281	16.5	50	0
47t	*Harrison	ARI	17	279	16.4	60t	4
47t	*Odunze	CHI	17	246	14.5	47	1
47t	A. Jones (RB)	MIN	17	167	9.8	24	1
47t	White (RB)	TB	17	127	7.5	32	0

2024 NATIONAL FOOTBALL LEAGUE

NFC RECEIVING YARDAGE LEADERS

RANK	PLAYER	TEAM	YDS	REC	AVG	LONG	TD
1	Godwin	TB	511	43	11.9	55t	5
2	Metcalf	SEA	469	31	15.1	71t	2
3	Lamb	DAL	467	32	14.6	65t	2
4	Jefferson	MIN	450	26	17.3	97t	4
5	Reed	GB	442	27	16.4	70t	3
6	D. London	ATL	428	38	11.3	31	4
7	Jennings	SF	404	25	16.2	45	3
8	*Nabers	NYG	386	35	11.0	39	3
9	Mooney	ATL	368	27	13.6	41t	3
10	J. Williams	DET	365	16	22.8	70t	3
11	McLaurin	WAS	356	29	12.3	66	4
12	Aiyuk	SF	351	23	15.3	53	0
13	Shaheed	NO	349	20	17.4	70t	3
14	Dio. Johnson	CAR	340	29	11.7	39	3
15	Lockett	SEA	339	26	13.0	37	1
16	Samuel	SF	335	20	16.8	76t	1
17	D. Moore	CHI	314	31	10.1	44	3
18t	Evans	TB	310	25	12.4	24	5
18t	Smith-Njigba	SEA	310	34	9.1	24	1
20	D. Smith	PHI	303	24	12.6	45t	2
21t	Goedert (TE)	PHI	301	24	12.5	61	0
21t	Slayton	NYG	301	24	12.5	41	1
23	Tolbert	DAL	290	24	12.1	48	2
24t	Kmet (TE)	CHI	289	26	11.1	31t	3
24t	St. Brown	DET	289	31	9.3	20	3
26	Kittle (TE)	SF	283	28	10.1	29	5
27	Atwell	LAR	281	17	16.5	50	0
28t	Olave	NO	280	23	12.2	39	1
28t	Robinson	NYG	280	37	7.6	20	2
30	*Harrison	ARI	279	17	16.4	60t	4
31	McBride (TE)	ARI	271	28	9.7	27	0
32	Pitts (TE)	ATL	263	18	14.6	52	1
33	McCloud	ATL	259	24	10.8	22	0
34	*Odunze	CHI	246	17	14.5	47	1
35	Ferguson (TE)	DAL	240	25	9.6	27	0
36	Kamara (RB)	NO	238	28	8.5	57t	1
37	Mi. Wilson	ARI	237	21	11.3	34	2
38	A. Brown	PHI	235	11	21.4	67t	2
39	Kraft (TE)	GB	231	18	12.8	66t	3
40	Ertz (TE)	WAS	228	21	10.9	24	0
41	Doubs	GB	218	15	14.5	39	2
42	*Whittington	LAR	201	18	11.2	31	0
43	LaPorta (TE)	DET	199	13	15.3	52t	1
44t	Ekeler (RB)	WAS	198	15	13.2	33	0
44t	N. Fant (TE)	SEA	198	20	9.9	16	0
46	Swift (RB)	CHI	193	19	10.2	42	0
47	Robinson	LAR	189	12	15.8	42	1
48t	Dortch	ARI	174	19	9.2	16	0
48t	*Legette	CAR	174	16	10.9	35	2
50	N. Brown	WAS	169	13	13.0	34	0

2024 NATIONAL FOOTBALL LEAGUE

NFC THIRD-DOWN RECEIVING LEADERS

RANK	PLAYER	TEAM	REC	YDS	AVG	LONG	TD
1	Robinson	NYG	16	115	7.2	15	1
2	Godwin	TB	13	157	12.1	24	0
3	*Nabers	NYG	12	188	15.7	39	2
4t	Smith-Njigba	SEA	10	115	11.5	24	0
4t	Kittle (TE)	SF	10	107	10.7	15	3
4t	D. London	ATL	10	105	10.5	18	3
7t	McLaurin	WAS	8	135	16.9	66	2
7t	Jennings	SF	8	86	10.8	31t	2
7t	Parkinson (TE)	LAR	8	74	9.3	15	0
7t	Kmet (TE)	CHI	8	70	8.8	25	0
7t	Slayton	NYG	8	59	7.4	10	0
12t	Reed	GB	7	120	17.1	70t	2
12t	Olave	NO	7	86	12.3	16	0
12t	St. Brown	DET	7	77	11.0	18	2
12t	Dortch	ARI	7	66	9.4	14	0
16t	Goedert (TE)	PHI	6	150	25.0	61	0
16t	Dio. Johnson	CAR	6	117	19.5	39	2
16t	Doubs	GB	6	114	19.0	39	2
16t	Aiyuk	SF	6	83	13.8	17	0
16t	McCloud	ATL	6	78	13.0	22	0
16t	Metcalf	SEA	6	77	12.8	30	0
16t	Mooney	ATL	6	71	11.8	24t	1
16t	Jefferson	MIN	6	64	10.7	16	1
16t	Cooks	DAL	6	62	10.3	21t	1
16t	Ferguson (TE)	DAL	6	54	9.0	24	0
16t	Charbonnet (RB)	SEA	6	43	7.2	16	0
16t	Mi. Wilson	ARI	6	34	5.7	10	1
28t	Zaccheaus	WAS	5	66	13.2	27	0
28t	Ertz (TE)	WAS	5	63	12.6	21	0
28t	D. Moore	CHI	5	55	11.0	19	1
28t	Wicks	GB	5	46	9.2	14t	2
28t	LaPorta (TE)	DET	5	42	8.4	13	0
28t	M. Sanders (RB)	CAR	5	38	7.6	12	0
28t	Mundt (TE)	MIN	5	34	6.8	11	1
35t	Tolbert	DAL	4	98	24.5	48	0
35t	Ekeler (RB)	WAS	4	85	21.3	33	0
35t	Turpin	DAL	4	74	18.5	34	1
35t	Lockett	SEA	4	72	18.0	37	0
35t	Lamb	DAL	4	58	14.5	27	0
35t	Luepke (RB)	DAL	4	55	13.8	24	0
35t	Kraft (TE)	GB	4	53	13.3	21	0
35t	Robinson (RB)	ATL	4	46	11.5	26	0
35t	Samuel	SF	4	44	11.0	15	0
35t	Allen	CHI	4	41	10.3	11	1
35t	Carter	CHI	4	36	9.0	14	0
35t	Allgeier (RB)	ATL	4	30	7.5	13	0
35t	Otton (TE)	TB	4	30	7.5	15	1
35t	White (RB)	TB	4	28	7.0	22	0
35t	Demercado (RB)	ARI	4	26	6.5	24	0
35t	*J. Sanders (TE)	CAR	4	26	6.5	10	0
35t	Walker (RB)	SEA	4	23	5.8	11	0
35t	Kamara (RB)	NO	4	19	4.8	10	0
35t	*Tipton	NO	4	19	4.8	6	0
35t	Gibbs (RB)	DET	4	10	2.5	5	0

2024 NATIONAL FOOTBALL LEAGUE

NFC LEADING SCORERS (NON-KICKING)

RANK	PLAYER	TEAM	POS	TOUCHDOWNS				X2	PTS
				TOTAL	RUSH	REC	RET		
1t	Kamara	NO	RB	7	6	1	0	0	42
1t	K. Williams	LAR	RB	7	6	1	0	0	42
3	Montgomery	DET	RB	6	6	0	0	0	36
4	Barkley	PHI	RB	5	4	1	0	2	34
5t	Evans	TB	WR	5	0	5	0	0	30
5t	Godwin	TB	WR	5	0	5	0	0	30
5t	Kittle	SF	TE	5	0	5	0	0	30
5t	Robinson	WAS	RB	5	5	0	0	0	30
5t	Walker	SEA	RB	5	5	0	0	0	30
10t	Charbonnet	SEA	RB	4	3	1	0	0	24
10t	*Daniels	WAS	QB	4	4	0	0	0	24
10t	Gibbs	DET	RB	4	3	1	0	0	24
10t	*Harrison	ARI	WR	4	0	4	0	0	24
10t	Jefferson	MIN	WR	4	0	4	0	0	24
10t	D. London	ATL	WR	4	0	4	0	0	24
10t	McLaurin	WAS	WR	4	0	4	0	0	24
10t	Reed	GB	WR	4	1	3	0	0	24
10t	Shaheed	NO	WR	4	0	3	1	0	24
19	Conner	ARI	RB	3	3	0	0	2	22
20t	Kraft	GB	TE	3	0	3	0	1	20
20t	Swift	CHI	RB	3	3	0	0	1	20
22t	Hubbard	CAR	RB	3	2	1	0	0	18
22t	Jennings	SF	WR	3	0	3	0	0	18
22t	Dio. Johnson	CAR	WR	3	0	3	0	0	18
22t	R. Johnson	CHI	RB	3	3	0	0	0	18
22t	Kmet	CHI	TE	3	0	3	0	0	18
22t	Mason	SF	RB	3	3	0	0	0	18
22t	McNichols	WAS	RB	3	3	0	0	0	18
22t	Mooney	ATL	WR	3	0	3	0	0	18
22t	D. Moore	CHI	WR	3	0	3	0	0	18
22t	*Nabers	NYG	WR	3	0	3	0	0	18
22t	Nailor	MIN	WR	3	0	3	0	0	18
22t	Robinson	ATL	RB	3	3	0	0	0	18
22t	St. Brown	DET	WR	3	0	3	0	0	18
22t	Wicks	GB	WR	3	0	3	0	0	18
22t	J. Williams	DET	WR	3	0	3	0	0	18
37t	Addison	MIN	WR	2	1	1	0	0	12
37t	Allen	CHI	WR	2	0	2	0	0	12
37t	A. Brown	PHI	WR	2	0	2	0	0	12
37t	Doubs	GB	WR	2	0	2	0	0	12
37t	Dowdle	DAL	RB	2	0	2	0	0	12
37t	Higgins	ARI	TE	2	0	2	0	0	12
37t	Hill	NO	TE	2	2	0	0	0	12
37t	Hodge	ATL	WR	2	0	1	1	0	12
37t	Hurts	PHI	QB	2	2	0	0	0	12
37t	*Irving	TB	RB	2	2	0	0	0	12

2024 NATIONAL FOOTBALL LEAGUE

NFC LEADING SCORERS (NON-KICKING)

RANK	PLAYER	TEAM	POS	TOUCHDOWNS				X2	PTS
				TOTAL	RUSH	REC	RET		
37t	A. Jones	MIN	RB	2	1	1	0	0	12
37t	Lamb	DAL	WR	2	0	2	0	0	12
37t	*Legette	CAR	WR	2	0	2	0	0	12
37t	Mayfield	TB	QB	2	2	0	0	0	12
37t	Metcalfe	SEA	WR	2	0	2	0	0	12
37t	Moreau	NO	TE	2	0	2	0	0	12
37t	Robinson	NYG	WR	2	0	2	0	0	12
37t	Samuel	SF	WR	2	1	1	0	0	12
37t	Singleton	NYG	RB	2	2	0	0	0	12
37t	D. Smith	PHI	WR	2	0	2	0	0	12
37t	Tolbert	DAL	WR	2	0	2	0	0	12
37t	Tucker	TB	RB	2	1	1	0	0	12
37t	Turpin	DAL	WR	2	0	1	1	0	12
37t	Van Ginkel	MIN	OLB	2	0	0	2	0	12
37t	Watson	GB	WR	2	0	2	0	0	12
37t	Mi. Wilson	ARI	WR	2	0	2	0	0	12

2024 NATIONAL FOOTBALL LEAGUE

NFC LEADING SCORERS (KICKING)

RANK	PLAYER	TEAM	PAT	FG	FG%	LONG	PTS
1t	Aubrey	DAL	9/9	17/19	89.5%	65	60
1t	Seibert	WAS	15/15	15/16	93.8%	55	60
3	Koo	ATL	12/12	15/17	88.2%	58	57
4t	McLaughlin	TB	19/20	11/11	100.0%	56	52
4t	*Narveson	GB	16/16	12/17	70.6%	47	52
6	Moody	SF	12/12	13/14	92.9%	53	51
7	Grupe	NO	17/19	10/10	100.0%	57	47
8t	Bates	DET	16/17	9/9	100.0%	48	43
8t	*Reichard	MIN	16/16	9/9	100.0%	58	43
10	Myers	SEA	15/15	9/12	75.0%	56	42
11	Santos	CHI	14/15	8/10	80.0%	54	38
12	Pineiro	CAR	10/10	9/10	90.0%	48	37
13	*Karty	LAR	7/8	9/10	90.0%	52	34
14	Joseph	DET-NYG	6/6	8/11	72.7%	52	30
15t	Elliott	PHI	10/10	6/8	75.0%	49	28
15t	Prater	ARI	10/10	6/6	100.0%	57	28
17	Ryland	ARI	2/2	5/6	83.3%	42	17
18	Wright	SF	3/3	3/3	100.0%	41	12
19	Gano	NYG	0/0	2/2	100.0%	50	6
20	Wishnowsky	SF	0/0	1/1	100.0%	26	3
21	York	WAS	2/2	0/2	0.0%	---	2
22	Gillan	NYG	0/1	0/0	---	---	0

2024 NATIONAL FOOTBALL LEAGUE

2024 NATIONAL FOOTBALL LEAGUE

NFC TOUCHBACKS ON KICKOFFS

RANK	PLAYER	TEAM	TB
1	Bates	DET	25
2t	Evans	LAR	24
2t	Reichard	MIN	24
4	Moody	SF	23
5	Mann	PHI	19
6t	Camarda	TB	18
6t	Myers	SEA	18
8t	Narveson	GB	17
8t	Prater	ARI	17
10t	Aubrey	DAL	16
10t	Santos	CHI	16
12	Joseph	DET-NYG	15
13t	Gill	TB	14
13t	Pinion	ATL	14
15	Pineiro	CAR	10
16t	Grupe	NO	8
16t	Seibert	WAS	8
18	Ryland	ARI	7
19	Koo	ATL	4
20	Gano	NYG	3
21	Gillan	NYG	2
22t	Wright	SF	1
22t	York	WAS	1

2024 NATIONAL FOOTBALL LEAGUE

NFC MOST YARDS FROM SCRIMMAGE

RANK	PLAYER	TEAM	POS	TOTAL			RUSHING			RECEIVING		
				YDS	PLAYS	AVG	YDS	ATT	AVG	YDS	ATT	AVG
1	Mason	SF	RB	684	122	5.6	609	114	5.3	75	8	9.4
2	Kamara	NO	RB	666	132	5.0	428	104	4.1	238	28	8.5
3	Hubbard	CAR	RB	578	108	5.4	485	86	5.6	93	22	4.2
4	Barkley	PHI	RB	574	105	5.5	482	91	5.3	92	14	6.6
5	Jacobs	GB	RB	565	119	4.7	464	108	4.3	101	11	9.2
6	Reed	GB	WR	552	36	15.3	110	9	12.2	442	27	16.4
7	Robinson	ATL	RB	541	103	5.3	380	82	4.6	161	21	7.7
8	Swift	CHI	RB	518	110	4.7	325	91	3.6	193	19	10.2
9	A. Jones	MIN	RB	517	88	5.9	350	71	4.9	167	17	9.8
10	Godwin	TB	WR	513	44	11.7	2	1	2.0	511	43	11.9
11	Lamb	DAL	WR	504	40	12.6	37	8	4.6	467	32	14.6
12	Conner	ARI	RB	491	102	4.8	403	90	4.5	88	12	7.3
13	Metcalf	SEA	WR	469	31	15.1	0	0	---	469	31	15.1
14	Gibbs	DET	RB	452	80	5.7	348	66	5.3	104	14	7.4
15	Jefferson	MIN	WR	450	26	17.3	0	0	---	450	26	17.3
16	Montgomery	DET	RB	445	85	5.2	351	75	4.7	94	10	9.4
17	K. Williams	LAR	RB	431	109	4.0	360	95	3.8	71	14	5.1
18	D. London	ATL	WR	428	38	11.3	0	0	---	428	38	11.3
19	Jennings	SF	WR	404	25	16.2	0	0	---	404	25	16.2
20	*Irving	TB	RB	398	68	5.9	328	58	5.7	70	10	7.0
21	J. Williams	DET	WR	397	20	19.9	32	4	8.0	365	16	22.8
22	Robinson	WAS	RB	393	81	4.9	325	73	4.5	68	8	8.5
23t	*Nabers	NYG	WR	386	38	10.2	0	3	0.0	386	35	11.0
23t	Samuel	SF	WR	386	39	9.9	51	19	2.7	335	20	16.8
25	Shaheed	NO	WR	378	26	14.5	29	6	4.8	349	20	17.5
26	Dowdle	DAL	RB	377	75	5.0	246	59	4.2	131	16	8.2
27	Walker	SEA	RB	370	72	5.1	234	51	4.6	136	21	6.5
28	Ekeler	WAS	RB	369	43	8.6	171	28	6.1	198	15	13.2
29	Mooney	ATL	WR	368	27	13.6	0	0	---	368	27	13.6
30	McLaurin	WAS	WR	358	31	11.5	2	2	1.0	356	29	12.3
31	Aiyuk	SF	WR	351	23	15.3	0	0	---	351	23	15.3
32	Dio. Johnson	CAR	WR	346	31	11.2	6	2	3.0	340	29	11.7
33	Lockett	SEA	WR	339	26	13.0	0	0	---	339	26	13.0
34	Charbonnet	SEA	RB	336	68	4.9	187	49	3.8	149	19	7.8
35	Allgeier	ATL	RB	331	58	5.7	283	51	5.5	48	7	6.9
36t	*Daniels	WAS	QB	322	63	5.1	322	63	5.1	0	0	---
36t	D. Moore	CHI	WR	322	33	9.8	8	2	4.0	314	31	10.1
38	White	TB	RB	314	68	4.6	187	51	3.7	127	17	7.5
39t	Evans	TB	WR	310	25	12.4	0	0	---	310	25	12.4
39t	Smith-Njigba	SEA	WR	310	34	9.1	0	0	---	310	34	9.1
41	*Tracy	NYG	RB	307	58	5.3	208	47	4.4	99	11	9.0
42	D. Smith	PHI	WR	303	24	12.6	0	0	---	303	24	12.6
43t	Goedert	PHI	TE	301	24	12.5	0	0	---	301	24	12.5
43t	Slayton	NYG	WR	301	24	12.5	0	0	---	301	24	12.5
45	Robinson	NYG	WR	298	39	7.6	18	2	9.0	280	37	7.6
46	Singleton	NYG	RB	293	66	4.4	221	56	3.9	72	10	7.2
47	Tolbert	DAL	WR	290	24	12.1	0	0	---	290	24	12.1
48t	Kmet	CHI	TE	289	26	11.1	0	0	---	289	26	11.1
48t	St. Brown	DET	WR	289	31	9.3	0	0	---	289	31	9.3
50	Atwell	LAR	WR	288	18	16.0	7	1	7.0	281	17	16.5

2024 NATIONAL FOOTBALL LEAGUE

NFC LEADERS IN FIRST DOWNS

RANK	PLAYER	TEAM	POS	TOTAL	RUSH	REC
1	Kamara	NO	RB	36	28	8
2t	Hubbard	CAR	RB	32	26	6
2t	Mason	SF	RB	32	27	5
4	K. Williams	LAR	RB	31	29	2
5	Godwin	TB	WR	30	1	29
6	Conner	ARI	RB	29	27	2
7t	Jacobs	GB	RB	27	22	5
7t	Robinson	ATL	RB	27	19	8
9	Gibbs	DET	RB	26	20	6
10	Montgomery	DET	RB	25	23	2
11	Barkley	PHI	RB	24	19	5
12	*Daniels	WAS	QB	23	23	0
13t	A. Jones	MIN	RB	22	16	6
13t	D. London	ATL	WR	22	0	22
15t	Dowdle	DAL	RB	21	15	6
15t	Hurts	PHI	QB	21	21	0
15t	Lockett	SEA	WR	21	0	21
15t	Walker	SEA	RB	21	11	10
19t	Allgeier	ATL	RB	20	18	2
19t	Evans	TB	WR	20	0	20
19t	Dio. Johnson	CAR	WR	20	1	19
19t	*Nabers	NYG	WR	20	1	19
19t	Robinson	WAS	RB	20	19	1
24t	McLaurin	WAS	WR	19	0	19
24t	Reed	GB	WR	19	5	14
24t	Swift	CHI	RB	19	13	6
27t	Aiyuk	SF	WR	18	0	18
27t	Jefferson	MIN	WR	18	0	18
27t	Jennings	SF	WR	18	0	18
27t	Lamb	DAL	WR	18	2	16
27t	Mooney	ATL	WR	18	0	18
27t	Slayton	NYG	WR	18	0	18
27t	St. Brown	DET	WR	18	0	18
34t	*Irving	TB	RB	17	15	2
34t	Olave	NO	WR	17	1	16
34t	Smith-Njigba	SEA	WR	17	0	17
37t	Kittle	SF	TE	16	0	16
37t	Metcalf	SEA	WR	16	0	16
37t	Robinson	NYG	WR	16	1	15
40t	Kmet	CHI	TE	15	0	15
40t	Singleton	NYG	RB	15	12	3
40t	D. Smith	PHI	WR	15	0	15
40t	*Tracy	NYG	RB	15	11	4
44t	Charbonnet	SEA	RB	14	11	3
44t	Ekeler	WAS	RB	14	5	9
44t	*Harrison	ARI	WR	14	0	14
44t	Jones	NYG	QB	14	14	0
44t	D. Moore	CHI	WR	14	1	13
44t	Samuel	SF	WR	14	1	13
44t	Shaheed	NO	WR	14	2	12
44t	Tolbert	DAL	WR	14	0	14
44t	J. Williams	DET	WR	14	3	11

2024 NATIONAL FOOTBALL LEAGUE

NFC PUNTING YARDS LEADERS

RANK	PLAYER	TEAM	POS	PUNTS	YARDS	LONG	AVG	TB	BLK	DWN	OB	RETURNS		IN20	NET AVG
												TOT	YDS		
1	Mann	PHI	P	13	665	70	51.2	1	1	1	2	6	53	4	42.3
2	Anger	DAL	P	17	859	62	50.5	1	0	1	1	9	129	4	41.8
3	Gillikin	ARI	P	18	907	63	50.4	1	0	1	2	10	122	4	42.5
4	Dickson	SEA	P	25	1247	62	49.9	4	0	0	3	13	138	7	41.2
5	Fox	DET	P	14	684	68	48.9	3	0	2	1	3	1	8	44.5
6	Pinion	ATL	P	14	680	65	48.6	1	0	1	0	9	97	3	40.2
7	Evans	LAR	P	14	679	67	48.5	0	0	3	2	7	73	7	43.3
8	*T. Taylor	CHI	P	26	1259	66	48.4	2	0	3	4	13	124	10	42.1
9	Gillan	NYG	P	20	955	67	47.8	2	0	3	3	8	69	9	42.3
10	R. Wright	MIN	P	20	922	58	46.1	2	0	3	3	8	37	11	42.3
11	Whelan	GB	P	19	869	74	45.7	2	0	1	4	5	34	8	41.8
12	Hekker	CAR	P	25	1107	65	44.3	2	0	5	2	11	113	7	38.2
13	*Hayball	NO	P	20	869	58	43.5	0	0	3	3	8	50	11	41.0

2024 NATIONAL FOOTBALL LEAGUE

NFC NET PUNTING YARDS LEADERS

RANK	PLAYER	TEAM	POS	PUNTS	YARDS	LONG	AVG	TB	BLK	DWN	OB	RETURNS		IN20	NET AVG
												TOT	YDS		
1	Fox	DET	P	14	684	68	48.9	3	0	2	1	3	1	8	44.5
2	Evans	LAR	P	14	679	67	48.5	0	0	3	2	7	73	7	43.3
3	Gillikin	ARI	P	18	907	63	50.4	1	0	1	2	10	122	4	42.5
4	Gillan	NYG	P	20	955	67	47.8	2	0	3	3	8	69	9	42.3
5	Mann	PHI	P	13	665	70	51.2	1	1	1	2	6	53	4	42.3
6	R. Wright	MIN	P	20	922	58	46.1	2	0	3	3	8	37	11	42.3
7	*T. Taylor	CHI	P	26	1259	66	48.4	2	0	3	4	13	124	10	42.1
8	Whelan	GB	P	19	869	74	45.7	2	0	1	4	5	34	8	41.8
9	Anger	DAL	P	17	859	62	50.5	1	0	1	1	9	129	4	41.8
10	Dickson	SEA	P	25	1247	62	49.9	4	0	0	3	13	138	7	41.2
11	*Hayball	NO	P	20	869	58	43.5	0	0	3	3	8	50	11	41.0
12	Pinion	ATL	P	14	680	65	48.6	1	0	1	0	9	97	3	40.2
13	Hekker	CAR	P	25	1107	65	44.3	2	0	5	2	11	113	7	38.2
14	Wishnowsky	SF	P	13	594	58	45.7	0	1	3	0	7	92	6	35.9

2024 NATIONAL FOOTBALL LEAGUE

2024 NATIONAL FOOTBALL LEAGUE

NFC PUNT RETURN LEADERS

RANK	PLAYER	TEAM	POS	RET	FC	YDS	AVG	LONG	TD
1	Shaheed	NO	WR	9	2	143	15.9	54t	1
2	*DeJean	PHI	CB	6	3	57	9.5	19	0
3	Blackshear	CAR	RB	10	1	94	9.4	16	0
4	Carter	CHI	WR	10	6	91	9.1	20	0
5	Raymond	DET	WR	12	3	102	8.5	17	0
6	*D. Williams	SEA	CB	8	11	65	8.1	23	0
7	*Cowing	SF	WR	8	2	43	5.4	11	0
8	Powell	MIN	WR	7	4	36	5.1	10	0

2024 NATIONAL FOOTBALL LEAGUE

NFC KICKOFF RETURN LEADERS

RANK	PLAYER	TEAM	POS	RET	YDS	AVG	LONG	TD
1	Shenault	SEA	WR	11	369	33.5	97t	1
2	Dallas	ARI	RB	11	355	32.3	96t	1
3	Blackshear	CAR	RB	18	475	26.4	43	0
4	Gray	NYG	RB	12	300	25.0	31	0

2024 NATIONAL FOOTBALL LEAGUE

2024 NATIONAL FOOTBALL LEAGUE

NFC INTERCEPTION LEADERS

RANK	PLAYER	TEAM	POS	INT	YARDS	AVG	LONG	TD
1	McKinney	GB	SAF	5	63	12.6	28	0
2	K. Joseph	DET	SAF	4	0	0.0	0	0
3t	Adebo	NO	CB	3	68	22.7	47	0
3t	Branch	DET	SAF	3	48	16.0	47	0
5t	Alexander	GB	CB	2	52	26.0	35t	1
5t	Blankenship	PHI	SAF	2	1	0.5	1	0
5t	Bynum	MIN	SS	2	3	1.5	3	0
5t	Grugier-Hill	MIN	OLB	2	5	2.5	5	0
5t	J. Johnson	CHI	CB	2	11	5.5	9	0
5t	Mathieu	NO	FS	2	23	11.5	23	0
5t	McCollum	TB	CB	2	4	2.0	4	0
5t	Van Ginkel	MIN	OLB	2	73	36.5	63t	2
5t	Warner	SF	MLB	2	70	35.0	45t	1
14t	Abram	NO	DB	1	30	30.0	30	0
14t	Andersen	ATL	LB	1	47	47.0	47t	1
14t	Bates	ATL	SS	1	0	0.0	0	0
14t	Blackwell	CHI	CB	1	10	10.0	10	0
14t	Bosa	SF	DE	1	30	30.0	30	0
14t	Brisker	CHI	SAF	1	0	0.0	0	0
14t	Byard	CHI	FS	1	0	0.0	0	0
14t	David	TB	OLB	1	7	7.0	7	0
14t	Diggs	DAL	CB	1	1	1.0	1	0
14t	Edmunds	CHI	MLB	1	0	0.0	0	0
14t	Flannigan-Fowles	SF	LB	1	0	0.0	0	0
14t	Gardeck	ARI	LB	1	10	10.0	10	0
14t	Gilmore	MIN	CB	1	0	0.0	0	0
14t	*Green	SF	CB	1	20	20.0	20	0
14t	Griffin	MIN	CB	1	28	28.0	28	0
14t	Harris	NO	DB	1	7	7.0	7	0
14t	Horn	CAR	CB	1	0	0.0	0	0
14t	Howden	NO	SAF	1	-5	-5.0	-5	0
14t	Izien	TB	DB	1	17	17.0	17	0
14t	M. Jackson	CAR	CB	1	1	1.0	1	0
14t	J. Johnson	LAR	SS	1	0	0.0	0	0
14t	Jordan	NO	DE	1	0	0.0	0	0
14t	Kendricks	DAL	MLB	1	8	8.0	8	0
14t	Love	SEA	FS	1	0	0.0	0	0
14t	*McCollough	LAR	DB	1	4	4.0	4t	1
14t	Metellus	MIN	SAF	1	12	12.0	12	0
14t	*Muasau	NYG	LB	1	1	1.0	1	0
14t	B. Murphy	MIN	CB	1	0	0.0	0	0
14t	Murphy-Bunting	ARI	CB	1	0	0.0	0	0
14t	*Mustapha	SF	SAF	1	1	1.0	1	0
14t	Oruwariye	DAL	CB	1	0	0.0	0	0
14t	Phillips	ATL	CB	1	45	45.0	45	0
14t	*Sainristil	WAS	CB	1	38	38.0	38	0
14t	Saunders	NO	DT	1	37	37.0	37	0
14t	Simmons	ATL	FS	1	0	0.0	0	0
14t	Smith	MIN	FS	1	0	0.0	0	0
14t	*Smith	TB	DB	1	0	0.0	0	0
14t	Stevenson	CHI	CB	1	43	43.0	43t	1
14t	Terrell	ATL	CB	1	1	1.0	1	0
14t	White	ARI	OLB	1	0	0.0	0	0
14t	*Williams	GB	SAF	1	1	1.0	1	0
14t	G. Williams	ARI	CB	1	0	0.0	0	0

2024 NATIONAL FOOTBALL LEAGUE

NFC INTERCEPTION LEADERS

RANK	PLAYER	TEAM	POS	INT	YARDS	AVG	LONG	TD
14t	Wilson	DAL	DB	1	0	0.0	0	0
14t	Er. Wilson	GB	LB	1	0	0.0	0	0
14t	Ma. Wilson	ARI	LB	1	0	0.0	0	0
14t	Woods	CAR	FS	1	33	33.0	33	0
14t	Woolen	SEA	CB	1	4	4.0	4	0

2024 NATIONAL FOOTBALL LEAGUE

NFC SACK LEADERS

RANK	PLAYER	TEAM	POS	SACKS
1	Hutchinson	DET	DE	7.5
2	Lawrence	NYG	DT	7.0
3t	D. Hall	SEA	LB	5.0
3t	P. Jones	MIN	LB	5.0
5t	Bresee	NO	DT	4.0
5t	Dexter	CHI	DT	4.0
5t	Greenard	MIN	LB	4.0
8t	Fowler	WAS	LB	3.5
8t	Givens	SF	DT	3.5
8t	Taylor	NO	CB	3.5
11t	Armstrong	WAS	DE	3.0
11t	Bosa	SF	DE	3.0
11t	Burns	NYG	LB	3.0
11t	David	TB	OLB	3.0
11t	Gardeck	ARI	LB	3.0
11t	Granderson	NO	DE	3.0
11t	L. Hall	TB	DE	3.0
11t	Lawrence	DAL	DE	3.0
11t	Luvu	WAS	LB	3.0
11t	Mafe	SEA	LB	3.0
11t	Ojulari	NYG	LB	3.0
11t	Pinnock	NYG	SS	3.0
11t	Turner	LAR	DT	3.0
11t	Van Ginkel	MIN	OLB	3.0
11t	Vea	TB	DT	3.0
11t	Wyatt	GB	DT	3.0
27t	Collins	SF	DT	2.5
27t	McNeill	DET	DT	2.5
27t	P. Smith	GB	DE	2.5
27t	Sweat	CHI	DE	2.5
31t	J. Allen	WAS	DE	2.0
31t	Barnes	ARI	LB	2.0
31t	Baun	PHI	LB	2.0
31t	Davidson	NYG	DT	2.0
31t	Dodson	SEA	LB	2.0
31t	Ferrell	WAS	DE	2.0
31t	Floyd	SF	DE	2.0
31t	Golston	DAL	DE	2.0
31t	Jones	SEA	DE	2.0
31t	Kendricks	DAL	MLB	2.0
31t	Nelson	TB	LB	2.0
31t	Nixon	GB	DB	2.0
31t	Okuyinonu	SF	DT	2.0
31t	Phillips	MIN	DT	2.0
31t	Ja. Reed	SEA	DT	2.0
31t	Sweat	PHI	LB	2.0
31t	D. Taylor	CHI	DE	2.0
31t	Thibodeaux	NYG	LB	2.0
31t	Wagner	WAS	MLB	2.0
31t	Young	LAR	LB	2.0

2024 NATIONAL FOOTBALL LEAGUE

NFC LEADERS IN FUMBLE RECOVERIES

RANK	PLAYER	TEAM	POS	TOTAL	OWN TEAM	OPP TEAM
1	Mason	SF	RB	3	3	0
2t	Collins	SF	DT	2	0	2
2t	Dalton	CAR	QB	2	2	0
2t	*Fiske	LAR	DT	2	0	2
2t	Gordon	CHI	CB	2	0	2
2t	Jenkins	CHI	OT	2	2	0
2t	Luvu	WAS	LB	2	0	2
2t	Mayfield	TB	QB	2	2	0
2t	Melton	GB	WR	2	1	1
2t	Prescott	DAL	QB	2	2	0
2t	Robinson	ATL	RB	2	2	0
2t	Tolbert	DAL	WR	2	2	0
2t	Yiadam	SF	CB	2	1	1
14t	Alexander	GB	CB	1	0	1
14t	Allegretti	WAS	OG	1	1	0
14t	*Arnold	DET	CB	1	0	1
14t	Baker	SEA	OLB	1	0	1
14t	Barkley	PHI	RB	1	1	0
14t	Belton	NYG	SAF	1	1	0
14t	Bergeron	ATL	OG	1	1	0
14t	*Bethune	SF	LB	1	0	1
14t	Biadasz	WAS	C	1	1	0
14t	Bosa	SF	DE	1	0	1
14t	Bradford	SEA	OG	1	1	0
14t	K. Brooks	GB	DT	1	0	1
14t	Byard	CHI	FS	1	0	1
14t	Bynum	MIN	SS	1	0	1
14t	*Chatman	NYG	DT	1	0	1
14t	Chinn	WAS	SAF	1	0	1
14t	Clark	GB	NT	1	0	1
14t	Collier	ARI	DE	1	0	1
14t	*Cooper	GB	LB	1	0	1
14t	Darnold	MIN	QB	1	1	0
14t	Davis	DET	CB	1	0	1
14t	Demercado	ARI	RB	1	1	0
14t	Dexter	CHI	DT	1	0	1
14t	Edwards	CHI	LB	1	0	1
14t	Elliss	ATL	LB	1	0	1
14t	Evans	TB	WR	1	1	0
14t	Franks	CAR	TE	1	0	1
14t	Froholdt	ARI	C	1	1	0
14t	Gay	NO	LB	1	0	1
14t	L. Hall	TB	DE	1	0	1
14t	Hicks	CHI	SAF	1	0	1
14t	Hodge	ATL	WR	1	0	1
14t	Hurts	PHI	QB	1	1	0
14t	Jenkins	SEA	DB	1	0	1
14t	Jewell	CAR	ILB	1	0	1
14t	F. Johnson	PHI	OT	1	1	0
14t	Jones	NYG	QB	1	1	0
14t	J. Jones	ARI	DT	1	0	1
14t	Lewis	DAL	CB	1	0	1
14t	Manhertz	NYG	TE	1	1	0
14t	Mathieu	NO	FS	1	0	1
14t	McBride	ARI	TE	1	1	0

2024 NATIONAL FOOTBALL LEAGUE

NFC LEADERS IN FUMBLE RECOVERIES

RANK	PLAYER	TEAM	POS	TOTAL	OWN TEAM	OPP TEAM
14t	McFadden	NYG	LB	1	0	1
14t	McKinney	GB	SAF	1	0	1
14t	*Nubin	NYG	SAF	1	0	1
14t	Ojulari	NYG	LB	1	0	1
14t	Okereke	NYG	ILB	1	0	1
14t	Otton	TB	TE	1	1	0
14t	Powell	MIN	WR	1	1	0
14t	Pryor	CHI	OT	1	1	0
14t	*Rattler	NO	QB	1	1	0
14t	Reynolds	DET	RB	1	1	0
14t	Rodriguez	DET	LB-FB	1	0	1
14t	Russell	TB	ILB	1	0	1
14t	Skule	TB	OT	1	1	0
14t	G. Smith	SEA	QB	1	1	0
14t	Stille	TB-ARI	DE	1	0	1
14t	Thomas	NYG	OT	1	1	0
14t	Van Ness	GB	DE	1	0	1
14t	*Wallace	CAR	LB	1	0	1
14t	Ji. Ward	MIN	LB	1	0	1
14t	*Ca. Williams	CHI	QB	1	1	0
14t	Ma. Wilson	ARI	LB	1	0	1
14t	Winfield	TB	SAF	1	0	1
14t	Wyatt	GB	DT	1	0	1
14t	Zaccheaus	WAS	WR	1	1	0

2024 NATIONAL FOOTBALL LEAGUE

NFC LEADERS IN RECOVERIES OF FUMBLES BY OWN TEAM

RANK	PLAYER	TEAM	POS	REC	YARDS	AVG	LONG	TD
1	Mason	SF	RB	3	-2	-0.7	0t	0
2t	Dalton	CAR	QB	2	0	0.0	0t	0
2t	Jenkins	CHI	OT	2	0	0.0	0t	0
2t	Mayfield	TB	QB	2	0	0.0	0t	0
2t	Prescott	DAL	QB	2	0	0.0	0t	0
2t	Robinson	ATL	RB	2	0	0.0	0t	0
2t	Tolbert	DAL	WR	2	0	0.0	0t	0
8t	Allegretti	WAS	OG	1	0	0.0	0t	0
8t	Barkley	PHI	RB	1	0	0.0	0t	0
8t	Belton	NYG	SAF	1	0	0.0	0t	0
8t	Bergeron	ATL	OG	1	0	0.0	0t	0
8t	Biadasz	WAS	C	1	0	0.0	0t	0
8t	Bradford	SEA	OG	1	0	0.0	0t	0
8t	Darnold	MIN	QB	1	0	0.0	0t	0
8t	Demercado	ARI	RB	1	0	0.0	0t	0
8t	Evans	TB	WR	1	0	0.0	0t	0
8t	Froholdt	ARI	C	1	0	0.0	0t	0
8t	Hurts	PHI	QB	1	0	0.0	0t	0
8t	F. Johnson	PHI	OT	1	0	0.0	0t	0
8t	Jones	NYG	QB	1	0	0.0	0t	0
8t	Manhertz	NYG	TE	1	-1	-1.0	-1	0
8t	McBride	ARI	TE	1	0	0.0	0t	1
8t	Melton	GB	WR	1	0	0.0	0t	0
8t	Otton	TB	TE	1	0	0.0	0t	0
8t	Powell	MIN	WR	1	7	7.0	7	0
8t	Pryor	CHI	OT	1	0	0.0	0t	0
8t	*Rattler	NO	QB	1	0	0.0	0t	0
8t	Reynolds	DET	RB	1	0	0.0	0t	0
8t	Skule	TB	OT	1	0	0.0	0t	0
8t	G. Smith	SEA	QB	1	0	0.0	0t	0
8t	Thomas	NYG	OT	1	0	0.0	0t	0
8t	*Ca. Williams	CHI	QB	1	0	0.0	0t	0
8t	Yiadam	SF	CB	1	0	0.0	0t	0
8t	Zaccheaus	WAS	WR	1	0	0.0	0t	0

2024 NATIONAL FOOTBALL LEAGUE

NFC LEADERS IN RECOVERIES OF FUMBLES BY OPPOSING TEAM

RANK	PLAYER	TEAM	POS	REC	YARDS	AVG	LONG	TD
1t	Collins	SF	DT	2	0	0.0	0t	0
1t	*Fiske	LAR	DT	2	8	4.0	8	0
1t	Gordon	CHI	CB	2	0	0.0	0t	0
1t	Luvu	WAS	LB	2	5	2.5	5	0
5t	Alexander	GB	CB	1	0	0.0	0t	0
5t	*Arnold	DET	CB	1	-1	-1.0	-1	0
5t	Baker	SEA	OLB	1	0	0.0	0t	0
5t	*Bethune	SF	LB	1	0	0.0	0t	0
5t	Bosa	SF	DE	1	0	0.0	0t	0
5t	K. Brooks	GB	DT	1	0	0.0	0t	0
5t	Byard	CHI	FS	1	0	0.0	0t	0
5t	Bynum	MIN	SS	1	0	0.0	0t	0
5t	*Chatman	NYG	DT	1	0	0.0	0t	0
5t	Chinn	WAS	SAF	1	0	0.0	0t	0
5t	Clark	GB	NT	1	0	0.0	0t	0
5t	Collier	ARI	DE	1	0	0.0	0t	0
5t	*Cooper	GB	LB	1	4	4.0	4	0
5t	Davis	DET	CB	1	49	49.0	49	0
5t	Dexter	CHI	DT	1	0	0.0	0t	0
5t	Edwards	CHI	LB	1	0	0.0	0t	0
5t	Elliss	ATL	LB	1	0	0.0	0t	0
5t	Franks	CAR	TE	1	0	0.0	0t	0
5t	Gay	NO	LB	1	4	4.0	4	0
5t	L. Hall	TB	DE	1	0	0.0	0t	0
5t	Hicks	CHI	SAF	1	19	19.0	19	0
5t	Hodge	ATL	WR	1	0	0.0	0t	1
5t	Jenkins	SEA	DB	1	102	102.0	102t	1
5t	Jewell	CAR	ILB	1	0	0.0	0t	0
5t	J. Jones	ARI	DT	1	0	0.0	0t	0
5t	Lewis	DAL	CB	1	0	0.0	0t	0
5t	Mathieu	NO	FS	1	0	0.0	0t	0
5t	McFadden	NYG	LB	1	0	0.0	0t	0
5t	McKinney	GB	SAF	1	7	7.0	7	0
5t	Melton	GB	WR	1	0	0.0	0t	0
5t	*Nubin	NYG	SAF	1	2	2.0	2	0
5t	Ojulari	NYG	LB	1	0	0.0	0t	0
5t	Okereke	NYG	ILB	1	1	1.0	1	0
5t	Rodriguez	DET	LB-FB	1	0	0.0	0t	0
5t	Russell	TB	ILB	1	0	0.0	0t	0
5t	Stille	TB-ARI	DE	1	0	0.0	0t	0
5t	Van Ness	GB	DE	1	0	0.0	0t	0
5t	*Wallace	CAR	LB	1	0	0.0	0t	0
5t	Ji. Ward	MIN	LB	1	2	2.0	2	0
5t	Ma. Wilson	ARI	LB	1	0	0.0	0t	0
5t	Winfield	TB	SAF	1	58	58.0	58t	1
5t	Wyatt	GB	DT	1	0	0.0	0t	0
5t	Yiadam	SF	CB	1	0	0.0	0t	0

2024 NATIONAL FOOTBALL LEAGUE

NFL LEADING PASSERS

RANK	PLAYER	TEAM	ATT	COMP	COMP%	YDS	YPA	TD	TD%	LONG	INT	INT%	RATING
1	Burrow	CIN	201	144	71.6%	1578	7.85	12	6.0%	70t	2	1.0%	110.3
2	Mayfield	TB	189	134	70.9%	1489	7.88	15	7.9%	55t	5	2.6%	109.4
3	L. Jackson	BAL	176	118	67.0%	1529	8.69	10	5.7%	56	2	1.1%	108.4
4	*Daniels	WAS	166	125	75.3%	1404	8.46	6	3.6%	66	2	1.2%	107.1
5	Allen	BUF	156	98	62.8%	1160	7.44	10	6.4%	52	0	0.0%	106.8
6	Goff	DET	149	106	71.1%	1330	8.93	8	5.4%	70t	4	2.7%	105.3
7	Darnold	MIN	137	87	63.5%	1111	8.11	11	8.0%	97t	4	2.9%	103.4
8	Flacco	IND	108	71	65.7%	716	6.63	7	6.5%	65t	1	0.9%	102.2
9	Carr	NO	128	90	70.3%	989	7.73	8	6.3%	70t	4	3.1%	100.7
10	Purdy	SF	185	121	65.4%	1629	8.81	9	4.9%	76t	4	2.2%	100.5
11	K. Murray	ARI	170	116	68.2%	1186	6.98	8	4.7%	60t	2	1.2%	98.8
12	Stroud	HOU	208	142	68.3%	1577	7.58	10	4.8%	67t	4	1.9%	98.6
13	Herbert	LAC	125	80	64.0%	815	6.52	6	4.8%	38t	1	0.8%	95.3
14	Cousins	ATL	207	138	66.7%	1598	7.72	9	4.3%	52	5	2.4%	94.2
15	Fields	PIT	160	106	66.3%	1106	6.91	5	3.1%	55t	1	0.6%	93.9
16	Love	GB	146	86	58.9%	1131	7.75	12	8.2%	70t	6	4.1%	93.7
17	Hurts	PHI	157	106	67.5%	1194	7.61	6	3.8%	67t	4	2.5%	92.2
18	Lawrence	JAX	191	116	60.7%	1334	6.98	8	4.2%	85t	3	1.6%	89.2
19	Mahomes	KC	160	111	69.4%	1235	7.72	6	3.8%	54t	6	3.8%	88.9
20	*Ca. Williams	CHI	199	130	65.3%	1317	6.62	9	4.5%	47	5	2.5%	88.7
21	Dalton	CAR	144	95	66.0%	896	6.22	7	4.9%	39	4	2.8%	87.6
22	G. Smith	SEA	251	173	68.9%	1778	7.08	6	2.4%	71t	6	2.4%	87.0
23	Stafford	LAR	175	118	67.4%	1238	7.07	3	1.7%	63	3	1.7%	86.3
24	Minschew	LV	140	99	70.7%	1014	7.24	4	2.9%	57t	5	3.6%	85.8
25	Prescott	DAL	224	142	63.4%	1602	7.15	8	3.6%	65t	6	2.7%	85.5
26	Rodgers	NYJ	217	134	61.8%	1387	6.39	9	4.1%	52t	5	2.3%	84.4
27	Jones	NYG	219	136	62.1%	1343	6.13	6	2.7%	41	4	1.8%	80.9
28	D. Watson	CLE	199	122	61.3%	1020	5.13	5	2.5%	35	3	1.5%	76.6
29	Brissett	NE	135	79	58.5%	696	5.16	2	1.5%	50	1	0.7%	74.2
30	*Nix	DEN	198	121	61.1%	1082	5.46	5	2.5%	49	5	2.5%	73.7
31	Levis	TEN	125	83	66.4%	699	5.59	5	4.0%	40t	7	5.6%	70.7

2024 NATIONAL FOOTBALL LEAGUE

NFL LEADING PASSERS, RANKS

PLAYER	TEAM	ATT	COMP	COMP%	YDS	YPA	TD	TD%	INT	INT%	RATING
Burrow	CIN	7	2	2	5	7	2t	7	6t	6	1
Mayfield	TB	12	7t	4	8	6	1	3	21t	22	2
L. Jackson	BAL	14	14t	13	7	3	5t	8	6t	7	3
*Daniels	WAS	17	10	1	9	4	19t	22	6t	9	4
Allen	BUF	21	23	24	19	14	5t	5	1	1	5
Goff	DET	22	19t	3	13	1	12t	9	13t	24	6
Darnold	MIN	26	26	22	21	5	4	2	13t	26	7
Flacco	IND	31	31	18	29	22	17t	4	2t	5	8
Carr	NO	28	25	6	26	9	12t	6	13t	27	9
Purdy	SF	13	12t	19	2	2	8t	10	13t	15	10
K. Murray	ARI	16	16t	10	18	20	12t	14	6t	8	11
Stroud	HOU	5	3t	9	6	13	5t	12	13t	14	12
Herbert	LAC	29t	29	21	28	24	19t	13	2t	4	13
Cousins	ATL	6	5	14	4	10	8t	16	21t	18	14
Fields	PIT	18t	19t	16	22	21	25t	24	2t	2	15
Love	GB	23	27	30	20	8	2t	1	27t	30	16
Hurts	PHI	20	19t	11	17	12	19t	20	13t	21	17
Lawrence	JAX	11	16t	29	12	19	12t	17	10t	11	18
Mahomes	KC	18t	18	7	16	11	19t	21	27t	29	19
*Ca. Williams	CHI	8t	9	20	14	23	8t	15	21t	19	20
Dalton	CAR	24	24	17	27	26	17t	11	13t	25	21
G. Smith	SEA	1	1	8	1	17	19t	29	27t	17	22
Stafford	LAR	15	14t	12	15	18	30t	30	10t	12	23
Minshew	LV	25	22	5	25	15	29	25	21t	28	24
Prescott	DAL	2	3t	23	3	16	12t	23	27t	23	25
Rodgers	NYJ	4	7t	26	10	25	8t	18	21t	16	26
Jones	NYG	3	6	25	11	27	19t	26	13t	13	27
D. Watson	CLE	8t	11	27	24	31	25t	28	10t	10	28
Brissett	NE	27	30	31	31	30	33t	31	2t	3	29
*Nix	DEN	10	12t	28	23	29	25t	27	21t	20	30
Levis	TEN	29t	28	15	30	28	25t	19	31	31	31

2024 NATIONAL FOOTBALL LEAGUE

NFL FOURTH-QUARTER PASSING LEADERS

RANK	PLAYER	TEAM	ATT	COMP	COMP%	YDS	YPA	TD	TD%	INT	INT%	RATING
1	Flacco	IND	26	16	61.5%	276	10.62	4	15.4%	0	0.0%	137.2
2	*Daniels	WAS	43	36	83.7%	402	9.35	3	7.0%	0	0.0%	128.9
3	Mahomes	KC	22	16	72.7%	235	10.68	1	4.5%	0	0.0%	122.3
4	Mayfield	TB	37	28	75.7%	253	6.84	3	8.1%	0	0.0%	120.7
5	Love	GB	33	21	63.6%	290	8.79	3	9.1%	1	3.0%	109.4
6	Fields	PIT	39	23	59.0%	302	7.74	3	7.7%	0	0.0%	109.1
7	L. Jackson	BAL	49	30	61.2%	370	7.55	3	6.1%	0	0.0%	105.0
8	Burrow	CIN	43	30	69.8%	395	9.19	3	7.0%	2	4.7%	102.4
9	Stafford	LAR	48	34	70.8%	375	7.81	2	4.2%	1	2.1%	98.9
10	*Ca. Williams	CHI	49	33	67.3%	307	6.27	3	6.1%	1	2.0%	96.2
11	Purdy	SF	42	33	78.6%	416	9.90	1	2.4%	2	4.8%	96.0
12	*Nix	DEN	59	41	69.5%	428	7.25	3	5.1%	2	3.4%	93.0
13	Minshew	LV	42	30	71.4%	335	7.98	2	4.8%	2	4.8%	90.9
14	K. Murray	ARI	48	31	64.6%	292	6.08	1	2.1%	0	0.0%	88.2
15	Hurts	PHI	45	32	71.1%	393	8.73	1	2.2%	2	4.4%	86.6
16	D. Watson	CLE	58	39	67.2%	335	5.78	2	3.4%	1	1.7%	86.5
17	Stroud	HOU	50	35	70.0%	333	6.66	2	4.0%	2	4.0%	84.8
18	G. Smith	SEA	86	56	65.1%	510	5.93	3	3.5%	2	2.3%	83.0
19	Thompson	MIA	13	8	61.5%	80	6.15	0	0.0%	0	0.0%	79.0
20	Goff	DET	41	26	63.4%	267	6.51	2	4.9%	2	4.9%	78.0
21	Herbert	LAC	17	8	47.1%	60	3.53	1	5.9%	0	0.0%	75.6
22	Carr	NO	33	20	60.6%	217	6.58	2	6.1%	2	6.1%	74.9
23	Lawrence	JAX	53	28	52.8%	292	5.51	2	3.8%	1	1.9%	73.8
24	Brissett	NE	35	19	54.3%	218	6.23	0	0.0%	0	0.0%	73.3
25	Prescott	DAL	60	32	53.3%	359	5.98	4	6.7%	3	5.0%	72.8
26	Cousins	ATL	56	33	58.9%	317	5.66	2	3.6%	2	3.6%	71.8
27	O'Connell	LV	45	27	60.0%	245	5.44	2	4.4%	2	4.4%	71.1
28	Darnold	MIN	32	17	53.1%	203	6.34	1	3.1%	1	3.1%	70.2
29	Young	CAR	30	16	53.3%	156	5.20	0	0.0%	0	0.0%	68.2
30	Richardson	IND	27	11	40.7%	219	8.11	2	7.4%	2	7.4%	63.7
31	Rodgers	NYJ	61	35	57.4%	304	4.98	1	1.6%	2	3.3%	62.5
32	*Maye	NE	19	9	47.4%	85	4.47	1	5.3%	1	5.3%	55.8
33	Allen	BUF	26	10	38.5%	131	5.04	0	0.0%	0	0.0%	55.1
34	Jones	NYG	69	35	50.7%	258	3.74	1	1.4%	2	2.9%	52.7
35	Dalton	CAR	30	15	50.0%	109	3.63	0	0.0%	2	6.7%	31.1
36	*Rattler	NO	15	8	53.3%	71	4.73	0	0.0%	2	13.3%	26.7
37	Levis	TEN	41	23	56.1%	159	3.88	0	0.0%	4	9.8%	25.4

2024 NATIONAL FOOTBALL LEAGUE

NFL THIRD-DOWN PASSING LEADERS

RANK	PLAYER	TEAM	ATT	COMP	COMP%	YDS	YPA	TD	TD%	INT	INT%	RATING
1	Flacco	IND	29	20	69.0%	192	6.62	4	13.8%	0	0.0%	126.7
2	Goff	DET	35	22	62.9%	283	8.09	4	11.4%	0	0.0%	126.3
3	Burrow	CIN	45	30	66.7%	391	8.69	5	11.1%	1	2.2%	121.6
4	Cousins	ATL	50	34	68.0%	357	7.14	4	8.0%	0	0.0%	115.2
5	Herbert	LAC	38	26	68.4%	269	7.08	3	7.9%	0	0.0%	114.9
6	Purdy	SF	50	30	60.0%	322	6.44	5	10.0%	0	0.0%	112.3
7	Allen	BUF	48	25	52.1%	329	6.85	5	10.4%	0	0.0%	108.8
8	*Daniels	WAS	46	31	67.4%	429	9.33	2	4.3%	1	2.2%	102.5
9	Carr	NO	29	20	69.0%	214	7.38	1	3.4%	0	0.0%	101.8
10	Mayfield	TB	47	29	61.7%	343	7.30	5	10.6%	2	4.3%	101.6
11	Mahomes	KC	36	22	61.1%	256	7.11	2	5.6%	0	0.0%	101.2
12	Stroud	HOU	61	42	68.9%	544	8.92	2	3.3%	1	1.6%	100.7
13	L. Jackson	BAL	40	24	60.0%	294	7.35	2	5.0%	0	0.0%	99.4
14	K. Murray	ARI	37	22	59.5%	223	6.03	2	5.4%	0	0.0%	94.8
15	Fields	PIT	49	29	59.2%	343	7.00	2	4.1%	0	0.0%	94.2
16	Jones	NYG	61	40	65.6%	401	6.57	3	4.9%	1	1.6%	93.7
17	Prescott	DAL	54	33	61.1%	451	8.35	2	3.7%	1	1.9%	92.4
18	Dalton	CAR	36	24	66.7%	236	6.56	2	5.6%	1	2.8%	91.9
19	Darnold	MIN	42	23	54.8%	263	6.26	3	7.1%	1	2.4%	87.7
20	Love	GB	33	15	45.5%	215	6.52	5	15.2%	2	6.1%	81.4
21	Lawrence	JAX	52	25	48.1%	273	5.25	3	5.8%	1	1.9%	75.2
22	D. Watson	CLE	44	26	59.1%	239	5.43	0	0.0%	0	0.0%	74.0
23	Rodgers	NYJ	60	35	58.3%	458	7.63	3	5.0%	4	6.7%	71.4
24	Stafford	LAR	36	21	58.3%	205	5.69	0	0.0%	1	2.8%	62.8
25	*Ca. Williams	CHI	49	28	57.1%	285	5.82	2	4.1%	3	6.1%	62.0
26	*Nix	DEN	61	31	50.8%	293	4.80	2	3.3%	2	3.3%	61.7
27	G. Smith	SEA	59	36	61.0%	383	6.49	0	0.0%	3	5.1%	58.8
28	Hurts	PHI	37	21	56.8%	278	7.51	1	2.7%	3	8.1%	55.9
29	Brissett	NE	46	24	52.2%	188	4.09	0	0.0%	1	2.2%	53.5
30	Minshev	LV	34	21	61.8%	192	5.65	0	0.0%	2	5.9%	52.6
31	Levis	TEN	26	15	57.7%	145	5.58	0	0.0%	2	7.7%	41.3

2024 NATIONAL FOOTBALL LEAGUE

NFL LEADING RUSHERS

RANK	PLAYER	TEAM	ATT	YDS	AVG	LONG	TD
1	Henry	BAL	119	704	5.9	87t	8
2	Mason	SF	114	609	5.3	38	3
3	Hubbard	CAR	86	485	5.6	38t	2
4	Barkley	PHI	91	482	5.3	65t	4
5	Jacobs	GB	108	464	4.3	34	1
6	Dobbins	LAC	81	438	5.4	61	3
7	Kamara	NO	104	428	4.1	17	6
8t	Conner	ARI	90	403	4.5	22	3
8t	L. Jackson (QB)	BAL	64	403	6.3	33	2
10	Robinson	ATL	82	380	4.6	28	3
11	Harris	PIT	96	376	3.9	36t	1
12	K. Williams	LAR	95	360	3.8	30	6
13	Stevenson	NE	77	356	4.6	33t	3
14	Montgomery	DET	75	351	4.7	21	6
15	A. Jones	MIN	71	350	4.9	39	1
16	Taylor	IND	72	349	4.8	29t	4
17	Gibbs	DET	66	348	5.3	24	3
18	Pollard	TEN	78	339	4.3	41	3
19	*Irving	TB	58	328	5.7	32	2
20t	Robinson	WAS	73	325	4.5	40	5
20t	Swift	CHI	91	325	3.6	36t	3
22	*Daniels (QB)	WAS	63	322	5.1	34	4
23	Hall	NYJ	83	310	3.7	42	2
24	Cook	BUF	70	309	4.4	49t	4
25	Bigsby	JAX	41	297	7.2	65t	2
26	Mixon	HOU	52	286	5.5	59	2
27t	Allgeier	ATL	51	283	5.5	20	1
27t	C. Brown	CIN	51	283	5.5	30t	3
29	J. Ford	CLE	50	264	5.3	36	1
30	K. Murray (QB)	ARI	30	261	8.7	50t	1
31	Dowdle	DAL	59	246	4.2	13	0
32	Walker	SEA	51	234	4.6	28	5
33	Fields (QB)	PIT	55	231	4.2	18	5
34	Etienne	JAX	56	230	4.1	22	2
35	Gibson	NE	48	226	4.7	45	0
36	Moss	CIN	63	224	3.6	16	2
37	Singletary	NYG	56	221	3.9	43	2
38	Williams	DEN	59	213	3.6	17	0
39	Em. Wilson	GB	42	210	5.0	18	0
40	*Tracy	NYG	47	208	4.4	27	1
41	Hurts (QB)	PHI	56	196	3.5	23	2
42t	Charbonnet	SEA	49	187	3.8	13	3
42t	White	TB	51	187	3.7	56	0
44	Achane	MIA	56	183	3.3	17	1
45	*Nix (QB)	DEN	37	180	4.9	23	3
46	Allen (QB)	BUF	35	178	5.1	19	3
47	*Davis	BUF	46	172	3.7	15	1
48t	Ekeler	WAS	28	171	6.1	50	1
48t	Hunt	KC	41	171	4.2	10	1
50	*Ca. Williams (QB)	CHI	25	169	6.8	24	0

2024 NATIONAL FOOTBALL LEAGUE

NFL THIRD-AND-ONE RUSHING LEADERS

RANK	PLAYER	TEAM	ATT	FD	PCT
1t	K. Williams	LAR	6	6	100.0%
1t	*Daniels (QB)	WAS	4	4	100.0%
1t	Levis (QB)	TEN	4	4	100.0%
1t	*Allen	NYJ	3	3	100.0%
1t	Burrow (QB)	CIN	3	3	100.0%
1t	Darnold (QB)	MIN	3	3	100.0%
1t	Fields (QB)	PIT	3	3	100.0%
1t	Hill	BAL	3	3	100.0%
1t	L. Jackson (QB)	BAL	3	3	100.0%
1t	Jones (QB)	NYG	3	3	100.0%
1t	Achane	MIA	2	2	100.0%
1t	Charbonnet	SEA	2	2	100.0%
1t	Demercado	ARI	2	2	100.0%
1t	Dowdle	DAL	2	2	100.0%
1t	Elliott	DAL	2	2	100.0%
1t	Gibbs	DET	2	2	100.0%
1t	Haskins	LAC	2	2	100.0%
1t	Luepke	DAL	2	2	100.0%
19	Henry	BAL	6	5	83.3%
20t	Dobbins	LAC	5	4	80.0%
20t	Montgomery	DET	5	4	80.0%
20t	Robinson	WAS	5	4	80.0%
23	Hurts (QB)	PHI	9	7	77.8%
24t	A. Jones	MIN	4	3	75.0%
24t	Kamara	NO	4	3	75.0%
24t	Moss	CIN	4	3	75.0%
27t	Hall	NYJ	6	4	66.7%
27t	Conner	ARI	3	2	66.7%
27t	Hubbard	CAR	3	2	66.7%
27t	Jacobs	GB	3	2	66.7%
27t	*Steele	KC	3	2	66.7%
32t	Ingold	MIA	5	3	60.0%
32t	Taylor	IND	5	3	60.0%

2024 NATIONAL FOOTBALL LEAGUE

NFL LEADERS IN RECEPTIONS

RANK	PLAYER	TEAM	REC	YDS	AVG	LONG	TD
1	Godwin	TB	43	511	11.9	55t	5
2	Wilson	NYJ	41	399	9.7	26	3
3	D. London	ATL	38	428	11.3	31	4
4t	Diggs	HOU	37	392	10.6	28	3
4t	*Bowers (TE)	LV	37	384	10.4	57t	1
4t	Robinson	NYG	37	280	7.6	20	2
7	*Nabers	NYG	35	386	11.0	39	3
8t	Chase	CIN	34	565	16.6	70t	5
8t	Smith-Njigba	SEA	34	310	9.1	24	1
10	Flowers	BAL	33	401	12.2	44	1
11t	Collins	HOU	32	567	17.7	67t	3
11t	Lamb	DAL	32	467	14.6	65t	2
13t	Metcalf	SEA	31	469	15.1	71t	2
13t	D. Moore	CHI	31	314	10.1	44	3
13t	St. Brown	DET	31	289	9.3	20	3
16t	McLaurin	WAS	29	356	12.3	66	4
16t	Dio. Johnson	CAR	29	340	11.7	39	3
18t	Kittle (TE)	SF	28	283	10.1	29	5
18t	McBride (TE)	ARI	28	271	9.7	27	0
18t	Kamara (RB)	NO	28	238	8.5	57t	1
21t	Reed	GB	27	442	16.4	70t	3
21t	Mooney	ATL	27	368	13.6	41t	3
21t	Downs	IND	27	239	8.9	25	2
24t	Jefferson	MIN	26	450	17.3	97t	4
24t	Pickens	PIT	26	363	14.0	40	0
24t	Lazard	NYJ	26	354	13.6	52t	5
24t	Lockett	SEA	26	339	13.0	37	1
24t	Kmet (TE)	CHI	26	289	11.1	31t	3
24t	Hall (RB)	NYJ	26	204	7.8	26t	1
30t	*B. Thomas	JAX	25	424	17.0	85t	3
30t	Jennings	SF	25	404	16.2	45	3
30t	Evans	TB	25	310	12.4	24	5
30t	Meyers	LV	25	273	10.9	33	1
30t	Pittman	IND	25	273	10.9	32	2
30t	Higgins	CIN	25	259	10.4	24	2
30t	Ferguson (TE)	DAL	25	240	9.6	27	0
37t	D. Smith	PHI	24	303	12.6	45t	2
37t	Goedert (TE)	PHI	24	301	12.5	61	0
37t	Slayton	NYG	24	301	12.5	41	1
37t	Kirk	JAX	24	296	12.3	61	1
37t	Tolbert	DAL	24	290	12.1	48	2
37t	Rice	KC	24	288	12.0	44t	2
37t	McCloud	ATL	24	259	10.8	22	0
37t	Cooper	CLE	24	250	10.4	24t	2
37t	Douglas	NE	24	245	10.2	35t	1
37t	Kelce (TE)	KC	24	228	9.5	38	0
47t	Aiyuk	SF	23	351	15.3	53	0
47t	T. Hill	MIA	23	286	12.4	80t	1
47t	Olave	NO	23	280	12.2	39	1
50t	Freiermuth (TE)	PIT	22	194	8.8	29	2
50t	Hubbard (RB)	CAR	22	93	4.2	20	1

2024 NATIONAL FOOTBALL LEAGUE

NFL RECEIVING YARDAGE LEADERS

RANK	PLAYER	TEAM	YDS	REC	AVG	LONG	TD
1	Collins	HOU	567	32	17.7	67t	3
2	Chase	CIN	565	34	16.6	70t	5
3	Godwin	TB	511	43	11.9	55t	5
4	Metcalf	SEA	469	31	15.1	71t	2
5	Lamb	DAL	467	32	14.6	65t	2
6	Jefferson	MIN	450	26	17.3	97t	4
7	Reed	GB	442	27	16.4	70t	3
8	D. London	ATL	428	38	11.3	31	4
9	*B. Thomas	JAX	424	25	17.0	85t	3
10	Jennings	SF	404	25	16.2	45	3
11	Flowers	BAL	401	33	12.2	44	1
12	Wilson	NYJ	399	41	9.7	26	3
13	Diggs	HOU	392	37	10.6	28	3
14	*Nabers	NYG	386	35	11.0	39	3
15	*Bowers (TE)	LV	384	37	10.4	57t	1
16t	Mooney	ATL	368	27	13.6	41t	3
16t	Pierce	IND	368	13	28.3	65t	3
18	J. Williams	DET	365	16	22.8	70t	3
19	Pickens	PIT	363	26	14.0	40	0
20	McLaurin	WAS	356	29	12.3	66	4
21	Lazard	NYJ	354	26	13.6	52t	5
22	Aiyuk	SF	351	23	15.3	53	0
23	Shaheed	NO	349	20	17.4	70t	3
24	Dio. Johnson	CAR	340	29	11.7	39	3
25	Lockett	SEA	339	26	13.0	37	1
26	Samuel	SF	335	20	16.8	76t	1
27	D. Moore	CHI	314	31	10.1	44	3
28t	Evans	TB	310	25	12.4	24	5
28t	Smith-Njigba	SEA	310	34	9.1	24	1
30	D. Smith	PHI	303	24	12.6	45t	2
31t	Goedert (TE)	PHI	301	24	12.5	61	0
31t	Slayton	NYG	301	24	12.5	41	1
33	Kirk	JAX	296	24	12.3	61	1
34	Tolbert	DAL	290	24	12.1	48	2
35t	Kmet (TE)	CHI	289	26	11.1	31t	3
35t	St. Brown	DET	289	31	9.3	20	3
37	Rice	KC	288	24	12.0	44t	2
38	T. Hill	MIA	286	23	12.4	80t	1
39	Kittle (TE)	SF	283	28	10.1	29	5
40	Atwell	LAR	281	17	16.5	50	0
41t	Olave	NO	280	23	12.2	39	1
41t	Robinson	NYG	280	37	7.6	20	2
43	*Harrison	ARI	279	17	16.4	60t	4
44	Sutton	DEN	277	21	13.2	29	2
45t	Bateman	BAL	273	17	16.1	38	2
45t	Meyers	LV	273	25	10.9	33	1
45t	Pittman	IND	273	25	10.9	32	2
48	McBride (TE)	ARI	271	28	9.7	27	0
49	Pitts (TE)	ATL	263	18	14.6	52	1
50t	Higgins	CIN	259	25	10.4	24	2
50t	McCloud	ATL	259	24	10.8	22	0

2024 NATIONAL FOOTBALL LEAGUE

NFL THIRD-DOWN RECEIVING LEADERS

RANK	PLAYER	TEAM	REC	YDS	AVG	LONG	TD
1	Robinson	NYG	16	115	7.2	15	1
2	Godwin	TB	13	157	12.1	24	0
3	*Nabers	NYG	12	188	15.7	39	2
4t	Collins	HOU	11	170	15.5	34	1
4t	Pickens	PIT	11	134	12.2	37	0
4t	Wilson	NYJ	11	122	11.1	26	1
4t	Diggs	HOU	11	119	10.8	21	1
8t	Smith-Njigba	SEA	10	115	11.5	24	0
8t	Kittle (TE)	SF	10	107	10.7	15	3
8t	D. London	ATL	10	105	10.5	18	3
11t	McLaurin	WAS	8	135	16.9	66	2
11t	Ogunbowale (RB)	HOU	8	115	14.4	31	0
11t	Kirk	JAX	8	106	13.3	30	1
11t	*McConkey	LAC	8	90	11.3	18	1
11t	Higgins	CIN	8	88	11.0	17	2
11t	Douglas	NE	8	87	10.9	35t	1
11t	Jennings	SF	8	86	10.8	31t	2
11t	Downs	IND	8	81	10.1	25	1
11t	Parkinson (TE)	LAR	8	74	9.3	15	0
11t	Kmet (TE)	CHI	8	70	8.8	25	0
11t	Tucker	LV	8	67	8.4	14	0
11t	Slayton	NYG	8	59	7.4	10	0
23t	Shakir	BUF	7	142	20.3	52	1
23t	Lazard	NYJ	7	127	18.1	36t	2
23t	Chase	CIN	7	124	17.7	63t	1
23t	Sutton	DEN	7	122	17.4	29	1
23t	Reed	GB	7	120	17.1	70t	2
23t	Kelce (TE)	KC	7	101	14.4	38	0
23t	Olave	NO	7	86	12.3	16	0
23t	Hill (RB)	BAL	7	78	11.1	18	0
23t	Dell	HOU	7	77	11.0	19	0
23t	St. Brown	DET	7	77	11.0	18	2
23t	Johnston	LAC	7	76	10.9	29t	2
23t	Dortch	ARI	7	66	9.4	14	0
23t	Henry (TE)	NE	7	66	9.4	17	0
23t	Cooper	CLE	7	63	9.0	13	0
37t	Goedert (TE)	PHI	6	150	25.0	61	0
37t	Dio. Johnson	CAR	6	117	19.5	39	2
37t	Doubs	GB	6	114	19.0	39	2
37t	Aiyuk	SF	6	83	13.8	17	0
37t	McCloud	ATL	6	78	13.0	22	0
37t	Waddle	MIA	6	78	13.0	21	0
37t	Metcalf	SEA	6	77	12.8	30	0
37t	Mooney	ATL	6	71	11.8	24t	1
37t	Jefferson	MIN	6	64	10.7	16	1
37t	Palmer	LAC	6	63	10.5	24	0
37t	Cooks	DAL	6	62	10.3	21t	1
37t	Moore	CLE	6	59	9.8	22	0
37t	Ferguson (TE)	DAL	6	54	9.0	24	0
37t	Williams (RB)	DEN	6	44	7.3	14	0
37t	Charbonnet (RB)	SEA	6	43	7.2	16	0
37t	Mi. Wilson	ARI	6	34	5.7	10	1

2024 NATIONAL FOOTBALL LEAGUE

NFL LEADING SCORERS (NON-KICKING)

RANK	PLAYER	TEAM	POS	TOUCHDOWNS				X2	PTS
				TOTAL	RUSH	REC	RET		
1	Henry	BAL	RB	9	8	1	0	0	54
2t	Kamara	NO	RB	7	6	1	0	0	42
2t	K. Williams	LAR	RB	7	6	1	0	0	42
4	Montgomery	DET	RB	6	6	0	0	0	36
5	Barkley	PHI	RB	5	4	1	0	2	34
6t	Chase	CIN	WR	5	0	5	0	0	30
6t	Cook	BUF	RB	5	4	1	0	0	30
6t	Evans	TB	WR	5	0	5	0	0	30
6t	Fields	PIT	QB	5	5	0	0	0	30
6t	Godwin	TB	WR	5	0	5	0	0	30
6t	Kittle	SF	TE	5	0	5	0	0	30
6t	Lazard	NYJ	WR	5	0	5	0	0	30
6t	Robinson	WAS	RB	5	5	0	0	0	30
6t	Walker	SEA	RB	5	5	0	0	0	30
15t	C. Brown	CIN	RB	4	3	1	0	1	26
15t	Mattison	LV	RB	4	3	1	0	1	26
17t	Charbonnet	SEA	RB	4	3	1	0	0	24
17t	*Daniels	WAS	QB	4	4	0	0	0	24
17t	Diggs	HOU	WR	4	1	3	0	0	24
17t	Gibbs	DET	RB	4	3	1	0	0	24
17t	*Harrison	ARI	WR	4	0	4	0	0	24
17t	Jefferson	MIN	WR	4	0	4	0	0	24
17t	D. London	ATL	WR	4	0	4	0	0	24
17t	McLaurin	WAS	WR	4	0	4	0	0	24
17t	Reed	GB	WR	4	1	3	0	0	24
17t	Shaheed	NO	WR	4	0	3	1	0	24
17t	Taylor	IND	RB	4	4	0	0	0	24
17t	*Worthy	KC	WR	4	2	2	0	0	24
29	Conner	ARI	RB	3	3	0	0	2	22
30t	Kraft	GB	TE	3	0	3	0	1	20
30t	Swift	CHI	RB	3	3	0	0	1	20
32t	Allen	BUF	QB	3	3	0	0	0	18
32t	Collins	HOU	WR	3	0	3	0	0	18
32t	Dobbins	LAC	RB	3	3	0	0	0	18
32t	Hall	NYJ	RB	3	2	1	0	0	18
32t	Hubbard	CAR	RB	3	2	1	0	0	18
32t	Iosivas	CIN	WR	3	0	3	0	0	18
32t	Jennings	SF	WR	3	0	3	0	0	18
32t	Dio. Johnson	CAR	WR	3	0	3	0	0	18
32t	R. Johnson	CHI	RB	3	3	0	0	0	18
32t	Johnston	LAC	WR	3	0	3	0	0	18
32t	Kmet	CHI	TE	3	0	3	0	0	18
32t	Likely	BAL	TE	3	0	3	0	0	18
32t	Mason	SF	RB	3	3	0	0	0	18
32t	McNichols	WAS	RB	3	3	0	0	0	18
32t	Mixon	HOU	RB	3	2	1	0	0	18

2024 NATIONAL FOOTBALL LEAGUE

NFL LEADING SCORERS (NON-KICKING)

RANK	PLAYER	TEAM	POS	TOUCHDOWNS				X2	PTS
				TOTAL	RUSH	REC	RET		
32t	Mooney	ATL	WR	3	0	3	0	0	18
32t	D. Moore	CHI	WR	3	0	3	0	0	18
32t	Moss	CIN	RB	3	2	1	0	0	18
32t	*Nabers	NYG	WR	3	0	3	0	0	18
32t	Nailor	MIN	WR	3	0	3	0	0	18
32t	*Nix	DEN	QB	3	3	0	0	0	18
32t	Pierce	IND	WR	3	0	3	0	0	18
32t	Pollard	TEN	RB	3	3	0	0	0	18
32t	Robinson	ATL	RB	3	3	0	0	0	18
32t	St. Brown	DET	WR	3	0	3	0	0	18
32t	Stevenson	NE	RB	3	3	0	0	0	18
32t	*B. Thomas	JAX	WR	3	0	3	0	0	18
32t	Wicks	GB	WR	3	0	3	0	0	18
32t	J. Williams	DET	WR	3	0	3	0	0	18
32t	Wilson	NYJ	WR	3	0	3	0	0	18

2024 NATIONAL FOOTBALL LEAGUE

NFL LEADING SCORERS (KICKING)

RANK	PLAYER	TEAM	PAT	FG	FG%	LONG	PTS
1t	Aubrey	DAL	9/9	17/19	89.5%	65	60
1t	Seibert	WAS	15/15	15/16	93.8%	55	60
3	Boswell	PIT	10/10	16/17	94.1%	57	58
4	Koo	ATL	12/12	15/17	88.2%	58	57
5	Fairbairn	HOU	14/14	13/15	86.7%	59	53
6t	McLaughlin	TB	19/20	11/11	100.0%	56	52
6t	*Narveson	GB	16/16	12/17	70.6%	47	52
8t	Moody	SF	12/12	13/14	92.9%	53	51
8t	Tucker	BAL	21/21	10/13	76.9%	56	51
10	Lutz	DEN	9/9	13/14	92.9%	51	48
11	Grupe	NO	17/19	10/10	100.0%	57	47
12	Butker	KC	10/11	12/14	85.7%	53	46
13t	Bass	BUF	18/20	9/12	75.0%	50	45
13t	McPherson	CIN	15/16	10/12	83.3%	56	45
15t	Bates	DET	16/17	9/9	100.0%	48	43
15t	*Reichard	MIN	16/16	9/9	100.0%	58	43
17	Myers	SEA	15/15	9/12	75.0%	56	42
18	*C. Little	JAX	11/11	10/11	90.9%	53	41
19	Santos	CHI	14/15	8/10	80.0%	54	38
20t	Dicker	LAC	7/8	10/11	90.9%	53	37
20t	Hopkins	CLE	7/8	10/12	83.3%	56	37
20t	Pineiro	CAR	10/10	9/10	90.0%	48	37
23t	Slye	NE	8/8	9/11	81.8%	63	35
23t	Zuerlein	NYJ	11/11	8/12	66.7%	40	35
25t	Folk	TEN	10/10	8/8	100.0%	53	34
25t	Gay	IND	13/13	7/9	77.8%	37	34
25t	*Karty	LAR	7/8	9/10	90.0%	52	34
28	Carlson	LV	9/9	8/10	80.0%	53	33
29t	Joseph	DET-NYG	6/6	8/11	72.7%	52	30
29t	Sanders	MIA	3/3	9/12	75.0%	56	30
31t	Elliott	PHI	10/10	6/8	75.0%	49	28
31t	Prater	ARI	10/10	6/6	100.0%	57	28
33	Ryland	ARI	2/2	5/6	83.3%	42	17
34	Wright	SF	3/3	3/3	100.0%	41	12
35	Gano	NYG	0/0	2/2	100.0%	50	6
36t	*Shrader	IND	3/3	0/0	---	---	3
36t	Wishnowsky	SF	0/0	1/1	100.0%	26	3
38	York	WAS	2/2	0/2	0.0%	---	2
39	Gillan	NYG	0/1	0/0	---	---	0

2024 NATIONAL FOOTBALL LEAGUE

2024 NATIONAL FOOTBALL LEAGUE

NFL TOUCHBACKS ON KICKOFFS

RANK	PLAYER	TEAM	TB
1t	McPherson	CIN	29
1t	Tucker	BAL	29
3	Bass	BUF	28
4	Bates	DET	25
5t	Boswell	PIT	24
5t	Evans	LAR	24
5t	Reichard	MIN	24
8t	Gay	IND	23
8t	C. Little	JAX	23
8t	Moody	SF	23
11t	Butker	KC	21
11t	Zuerlein	NYJ	21
13	Mann	PHI	19
14t	Camarda	TB	18
14t	Dicker	LAC	18
14t	Myers	SEA	18
17t	Lutz	DEN	17
17t	Narveson	GB	17
17t	Prater	ARI	17
20t	Aubrey	DAL	16
20t	Folk	TEN	16
20t	Santos	CHI	16
20t	Slye	NE	16
24	Joseph	DET-NYG	15
25t	Fairbairn	HOU	14
25t	Gill	TB	14
25t	Hopkins	CLE	14
25t	Pinion	ATL	14
29	Carlson	LV	11
30t	Pineiro	CAR	10
30t	Sanders	MIA	10
32t	Grupe	NO	8
32t	Seibert	WAS	8
34	Ryland	ARI	7
35	Shrader	IND	5
36	Koo	ATL	4
37	Gano	NYG	3
38	Gillan	NYG	2
39t	Wright	SF	1
39t	York	WAS	1

2024 NATIONAL FOOTBALL LEAGUE

NFL MOST YARDS FROM SCRIMMAGE

RANK	PLAYER	TEAM	POS	TOTAL			RUSHING			RECEIVING		
				YDS	PLAYS	AVG	YDS	ATT	AVG	YDS	ATT	AVG
1	Henry	BAL	RB	753	125	6.0	704	119	5.9	49	6	8.2
2	Mason	SF	RB	684	122	5.6	609	114	5.3	75	8	9.4
3	Kamara	NO	RB	666	132	5.0	428	104	4.1	238	28	8.5
4	Hubbard	CAR	RB	578	108	5.4	485	86	5.6	93	22	4.2
5	Barkley	PHI	RB	574	105	5.5	482	91	5.3	92	14	6.6
6	Collins	HOU	WR	567	32	17.7	0	0	---	567	32	17.7
7t	Chase	CIN	WR	565	34	16.6	0	0	---	565	34	16.6
7t	Jacobs	GB	RB	565	119	4.7	464	108	4.3	101	11	9.2
9	Reed	GB	WR	552	36	15.3	110	9	12.2	442	27	16.4
10	Robinson	ATL	RB	541	103	5.3	380	82	4.6	161	21	7.7
11	Swift	CHI	RB	518	110	4.7	325	91	3.6	193	19	10.2
12	A. Jones	MIN	RB	517	88	5.9	350	71	4.9	167	17	9.8
13	Hall	NYJ	RB	514	109	4.7	310	83	3.7	204	26	7.8
14	Godwin	TB	WR	513	44	11.7	2	1	2.0	511	43	11.9
15	Harris	PIT	RB	511	110	4.6	376	96	3.9	135	14	9.6
16	Lamb	DAL	WR	504	40	12.6	37	8	4.6	467	32	14.6
17	Conner	ARI	RB	491	102	4.8	403	90	4.5	88	12	7.3
18	Dobbins	LAC	RB	488	93	5.2	438	81	5.4	50	12	4.2
19	Metcalfe	SEA	WR	469	31	15.1	0	0	---	469	31	15.1
20	Gibbs	DET	RB	452	80	5.7	348	66	5.3	104	14	7.4
21	Jefferson	MIN	WR	450	26	17.3	0	0	---	450	26	17.3
22	Montgomery	DET	RB	445	85	5.2	351	75	4.7	94	10	9.4
23	*B. Thomas	JAX	WR	437	26	16.8	13	1	13.0	424	25	17.0
24	Cook	BUF	RB	432	81	5.3	309	70	4.4	123	11	11.2
25	K. Williams	LAR	RB	431	109	4.0	360	95	3.8	71	14	5.1
26	Flowers	BAL	WR	429	38	11.3	28	5	5.6	401	33	12.2
27	D. London	ATL	WR	428	38	11.3	0	0	---	428	38	11.3
28	Taylor	IND	RB	426	78	5.5	349	72	4.8	77	6	12.8
29	Pollard	TEN	RB	421	94	4.5	339	78	4.3	82	16	5.1
30t	Diggs	HOU	WR	404	39	10.4	12	2	6.0	392	37	10.6
30t	Jennings	SF	WR	404	25	16.2	0	0	---	404	25	16.2
30t	Wilson	NYJ	WR	404	42	9.6	5	1	5.0	399	41	9.7
33	L. Jackson	BAL	QB	403	64	6.3	403	64	6.3	0	0	---
34	*Irving	TB	RB	398	68	5.9	328	58	5.7	70	10	7.0
35	J. Williams	DET	WR	397	20	19.9	32	4	8.0	365	16	22.8
36	*Bowers	LV	TE	396	38	10.4	12	1	12.0	384	37	10.4
37t	Robinson	WAS	RB	393	81	4.9	325	73	4.5	68	8	8.5
37t	Stevenson	NE	RB	393	90	4.4	356	77	4.6	37	13	2.8
39t	*Nabers	NYG	WR	386	38	10.2	0	3	0.0	386	35	11.0
39t	Samuel	SF	WR	386	39	9.9	51	19	2.7	335	20	16.8
41	Shaheed	NO	WR	378	26	14.5	29	6	4.8	349	20	17.5
42	Dowdle	DAL	RB	377	75	5.0	246	59	4.2	131	16	8.2
43	Walker	SEA	RB	370	72	5.1	234	51	4.6	136	21	6.5
44t	Achane	MIA	RB	369	77	4.8	183	56	3.3	186	21	8.9
44t	Ekeler	WAS	RB	369	43	8.6	171	28	6.1	198	15	13.2
46t	Mooney	ATL	WR	368	27	13.6	0	0	---	368	27	13.6
46t	Pierce	IND	WR	368	13	28.3	0	0	---	368	13	28.3
48	Mixon	HOU	RB	360	60	6.0	286	52	5.5	74	8	9.3
49	McLaurin	WAS	WR	358	31	11.5	2	2	1.0	356	29	12.3
50	Williams	DEN	RB	356	79	4.5	213	59	3.6	143	20	7.2

2024 NATIONAL FOOTBALL LEAGUE

NFL LEADERS IN FIRST DOWNS

RANK	PLAYER	TEAM	POS	TOTAL	RUSH	REC
1	Henry	BAL	RB	38	35	3
2	Kamara	NO	RB	36	28	8
3t	Hubbard	CAR	RB	32	26	6
3t	Mason	SF	RB	32	27	5
5	K. Williams	LAR	RB	31	29	2
6	Godwin	TB	WR	30	1	29
7	Conner	ARI	RB	29	27	2
8t	Collins	HOU	WR	27	0	27
8t	Jacobs	GB	RB	27	22	5
8t	Robinson	ATL	RB	27	19	8
11	Gibbs	DET	RB	26	20	6
12t	Diggs	HOU	WR	25	1	24
12t	Montgomery	DET	RB	25	23	2
12t	Wilson	NYJ	WR	25	1	24
15t	Barkley	PHI	RB	24	19	5
15t	Taylor	IND	RB	24	20	4
17t	Chase	CIN	WR	23	0	23
17t	*Daniels	WAS	QB	23	23	0
17t	Harris	PIT	RB	23	18	5
20t	Cook	BUF	RB	22	16	6
20t	Dobbins	LAC	RB	22	20	2
20t	A. Jones	MIN	RB	22	16	6
20t	D. London	ATL	WR	22	0	22
24t	Dowdle	DAL	RB	21	15	6
24t	Hall	NYJ	RB	21	15	6
24t	Hurts	PHI	QB	21	21	0
24t	Lockett	SEA	WR	21	0	21
24t	Walker	SEA	RB	21	11	10
29t	Allgeier	ATL	RB	20	18	2
29t	Etienne	JAX	RB	20	14	6
29t	Evans	TB	WR	20	0	20
29t	Flowers	BAL	WR	20	0	20
29t	L. Jackson	BAL	QB	20	20	0
29t	Dio. Johnson	CAR	WR	20	1	19
29t	Moss	CIN	RB	20	13	7
29t	*Nabers	NYG	WR	20	1	19
29t	Pollard	TEN	RB	20	17	3
29t	Robinson	WAS	RB	20	19	1
39t	J. Ford	CLE	RB	19	17	2
39t	Lazard	NYJ	WR	19	0	19
39t	McLaurin	WAS	WR	19	0	19
39t	Reed	GB	WR	19	5	14
39t	Swift	CHI	RB	19	13	6
44t	Aiyuk	SF	WR	18	0	18
44t	*Bowers	LV	TE	18	1	17
44t	Jefferson	MIN	WR	18	0	18
44t	Jennings	SF	WR	18	0	18
44t	Lamb	DAL	WR	18	2	16
44t	Mattison	LV	RB	18	11	7
44t	Mooney	ATL	WR	18	0	18
44t	*Nix	DEN	QB	18	18	0
44t	Slayton	NYG	WR	18	0	18
44t	St. Brown	DET	WR	18	0	18
44t	*B. Thomas	JAX	WR	18	1	17

2024 NATIONAL FOOTBALL LEAGUE

NFL PUNTING YARDS LEADERS

RANK	PLAYER	TEAM	POS	PUNTS	YARDS	LONG	AVG	TB	BLK	DWN	OB	RETURNS		IN20	NET AVG
												TOT	YDS		
1	Cole	LV	P	25	1323	67	52.9	3	1	2	5	9	141	10	43.2
2	*Rehkw	CIN	P	20	1057	80	52.9	3	0	2	1	9	51	11	47.3
3	Bojorquez	CLE	P	34	1781	84	52.4	3	0	6	4	16	231	15	43.8
4	Baringer	NE	P	32	1642	69	51.3	4	0	1	1	18	145	16	44.3
5	Stonehouse	TEN	P	23	1179	75	51.3	2	2	2	0	15	208	5	37.2
6	Mann	PHI	P	13	665	70	51.2	1	1	1	2	6	53	4	42.3
7	Cooke	JAX	P	22	1124	67	51.1	0	0	0	4	12	109	10	46.1
8	Araiza	KC	P	13	657	63	50.5	2	0	3	0	5	34	8	44.8
9	Anger	DAL	P	17	859	62	50.5	1	0	1	1	9	129	4	41.8
10	Gillikin	ARI	P	18	907	63	50.4	1	0	1	2	10	122	4	42.5
11	Sanchez	IND	P	24	1209	65	50.4	2	0	2	2	9	111	17	44.1
12	Dickson	SEA	P	25	1247	62	49.9	4	0	0	3	13	138	7	41.2
13	Martin	BUF	P	23	1132	65	49.2	3	0	2	2	9	114	11	41.7
14	Fox	DET	P	14	684	68	48.9	3	0	2	1	3	1	8	44.5
15	Pinion	ATL	P	14	680	65	48.6	1	0	1	0	9	97	3	40.2
16	Evans	LAR	P	14	679	67	48.5	0	0	3	2	7	73	7	43.3
17	*T. Taylor	CHI	P	26	1259	66	48.4	2	0	3	4	13	124	10	42.1
18	Morstead	NYJ	P	27	1291	60	47.8	3	0	2	1	13	75	10	42.8
19	Gillan	NYG	P	20	955	67	47.8	2	0	3	3	8	69	9	42.3
20	Scott	LAC	P	27	1288	63	47.7	3	0	2	4	9	86	10	42.3
21	Waitman	PIT	P	22	1042	58	47.4	4	0	1	2	8	29	9	42.4
22	Bailey	MIA	P	18	849	57	47.2	1	1	2	4	7	77	8	39.6
23	Dixon	DEN	P	35	1631	65	46.6	2	0	5	3	13	84	17	43.1
24	R. Wright	MIN	P	20	922	58	46.1	2	0	3	3	8	37	11	42.3
25	Whelan	GB	P	19	869	74	45.7	2	0	1	4	5	34	8	41.8
26	Stout	BAL	P	18	814	67	45.2	1	0	1	3	7	45	9	41.6
27	Townsend	HOU	P	26	1169	65	45.0	1	1	6	4	7	34	11	41.3
28	Hekker	CAR	P	25	1107	65	44.3	2	0	5	2	11	113	7	38.2
29	*Hayball	NO	P	20	869	58	43.5	0	0	3	3	8	50	11	41.0

2024 NATIONAL FOOTBALL LEAGUE

NFL NET PUNTING YARDS LEADERS

RANK	PLAYER	TEAM	POS	PUNTS	YARDS	LONG	AVG	TB	BLK	DWN	OB	RETURNS		IN20	NET AVG
												TOT	YDS		
1	*Rehkw	CIN	P	20	1057	80	52.9	3	0	2	1	9	51	11	47.3
2	Cooke	JAX	P	22	1124	67	51.1	0	0	0	4	12	109	10	46.1
3	Araiza	KC	P	13	657	63	50.5	2	0	3	0	5	34	8	44.8
4	Fox	DET	P	14	684	68	48.9	3	0	2	1	3	1	8	44.5
5	Baringer	NE	P	32	1642	69	51.3	4	0	1	1	18	145	16	44.3
6	Sanchez	IND	P	24	1209	65	50.4	2	0	2	2	9	111	17	44.1
7	Bojorquez	CLE	P	34	1781	84	52.4	3	0	6	4	16	231	15	43.8
8	Evans	LAR	P	14	679	67	48.5	0	0	3	2	7	73	7	43.3
9	Cole	LV	P	25	1323	67	52.9	3	1	2	5	9	141	10	43.2
10	Dixon	DEN	P	35	1631	65	46.6	2	0	5	3	13	84	17	43.1
11	Morstead	NYJ	P	27	1291	60	47.8	3	0	2	1	13	75	10	42.8
12	Gillikin	ARI	P	18	907	63	50.4	1	0	1	2	10	122	4	42.5
13	Waitman	PIT	P	22	1042	58	47.4	4	0	1	2	8	29	9	42.4
14	Gillan	NYG	P	20	955	67	47.8	2	0	3	3	8	69	9	42.3
15	Scott	LAC	P	27	1288	63	47.7	3	0	2	4	9	86	10	42.3
16	Mann	PHI	P	13	665	70	51.2	1	1	1	2	6	53	4	42.3
17	R. Wright	MIN	P	20	922	58	46.1	2	0	3	3	8	37	11	42.3
18	*T. Taylor	CHI	P	26	1259	66	48.4	2	0	3	4	13	124	10	42.1
19	Whelan	GB	P	19	869	74	45.7	2	0	1	4	5	34	8	41.8
20	Anger	DAL	P	17	859	62	50.5	1	0	1	1	9	129	4	41.8
21	Martin	BUF	P	23	1132	65	49.2	3	0	2	2	9	114	11	41.7
22	Stout	BAL	P	18	814	67	45.2	1	0	1	3	7	45	9	41.6
23	Townsend	HOU	P	26	1169	65	45.0	1	1	6	4	7	34	11	41.3
24	Dickson	SEA	P	25	1247	62	49.9	4	0	0	3	13	138	7	41.2
25	*Hayball	NO	P	20	869	58	43.5	0	0	3	3	8	50	11	41.0
26	Pinion	ATL	P	14	680	65	48.6	1	0	1	0	9	97	3	40.2
27	Bailey	MIA	P	18	849	57	47.2	1	1	2	4	7	77	8	39.6
28	Hekker	CAR	P	25	1107	65	44.3	2	0	5	2	11	113	7	38.2
29	Stonehouse	TEN	P	23	1179	75	51.3	2	2	2	0	15	208	5	37.2
30	Wishnowsky	SF	P	13	594	58	45.7	0	1	3	0	7	92	6	35.9

2024 NATIONAL FOOTBALL LEAGUE

2024 NATIONAL FOOTBALL LEAGUE

NFL PUNT RETURN LEADERS

RANK	PLAYER	TEAM	POS	RET	FC	YDS	AVG	LONG	TD
1	Shaheed	NO	WR	9	2	143	15.9	54t	1
2	Mims	DEN	WR	13	7	163	12.5	38	0
3	Harty	BAL	WR	8	4	85	10.6	16	0
4	M. Jones	NE	CB	11	3	116	10.5	16	0
5	Austin	PIT	WR	12	8	124	10.3	30	0
6	*DeJean	PHI	CB	6	3	57	9.5	19	0
7	Blackshear	CAR	RB	10	1	94	9.4	16	0
8	Proche	CLE	WR	13	1	119	9.2	17	0
9	Carter	CHI	WR	10	6	91	9.1	20	0
10	*Jackson	TEN	WR	16	2	140	8.8	18	0
11t	Gipson	NYJ	WR	16	6	136	8.5	31	0
11t	Raymond	DET	WR	12	3	102	8.5	17	0
13	*D. Williams	SEA	CB	8	11	65	8.1	23	0
14	Hardman	KC	WR	10	3	72	7.2	13	0
15	Jones	CIN	WR	10	3	60	6.0	14	0
16	*Cowing	SF	WR	8	2	43	5.4	11	0
17	Powell	MIN	WR	7	4	36	5.1	10	0
18	Sims	HOU	WR	12	6	56	4.7	19	0

2024 NATIONAL FOOTBALL LEAGUE

NFL KICKOFF RETURN LEADERS

RANK	PLAYER	TEAM	POS	RET	YDS	AVG	LONG	TD
1	Shenault	SEA	WR	11	369	33.5	97t	1
2	Dallas	ARI	RB	11	355	32.3	96t	1
3	*Jackson	TEN	WR	9	241	26.8	33	0
4	Blackshear	CAR	RB	18	475	26.4	43	0
5	Gray	NYG	RB	12	300	25.0	31	0
6	Hasty	NE	RB	9	214	23.8	30	0

2024 NATIONAL FOOTBALL LEAGUE

2024 NATIONAL FOOTBALL LEAGUE

NFL INTERCEPTION LEADERS

RANK	PLAYER	TEAM	POS	INT	YARDS	AVG	LONG	TD
1	McKinney	GB	SAF	5	63	12.6	28	0
2	K. Joseph	DET	SAF	4	0	0.0	0	0
3t	Adebo	NO	CB	3	68	22.7	47	0
3t	Branch	DET	SAF	3	48	16.0	47	0
3t	Jackson	PIT	CB	3	75	25.0	49	0
6t	Alexander	GB	CB	2	52	26.0	35t	1
6t	Blankenship	PHI	SAF	2	1	0.5	1	0
6t	*Bullock	HOU	SAF	2	28	14.0	28	0
6t	Bynum	MIN	SS	2	3	1.5	3	0
6t	Echols	NYJ	CB	2	0	0.0	0	0
6t	Grugier-Hill	MIN	OLB	2	5	2.5	5	0
6t	Humphrey	BAL	CB	2	0	0.0	0	0
6t	Ingram	BUF	DB	2	56	28.0	31t	1
6t	J. Johnson	CHI	CB	2	11	5.5	9	0
6t	Jones	IND	DB	2	5	2.5	5	0
6t	Mathieu	NO	FS	2	23	11.5	23	0
6t	McCollum	TB	CB	2	4	2.0	4	0
6t	Molden	LAC	CB	2	28	14.0	25	0
6t	Surtain	DEN	CB	2	100	50.0	100t	1
6t	Van Ginkel	MIN	OLB	2	73	36.5	63t	2
6t	Warner	SF	MLB	2	70	35.0	45t	1
22t	Abram	NO	DB	1	30	30.0	30	0
22t	Andersen	ATL	LB	1	47	47.0	47t	1
22t	Bates	ATL	SS	1	0	0.0	0	0
22t	Bell	CIN	SS	1	32	32.0	32	0
22t	Benford	BUF	CB	1	6	6.0	6	0
22t	Bernard	BUF	LB	1	1	1.0	1	0
22t	Blackmon	IND	SAF	1	0	0.0	0	0
22t	Blackwell	CHI	CB	1	10	10.0	10	0
22t	Bosa	SF	DE	1	30	30.0	30	0
22t	Brisker	CHI	SAF	1	0	0.0	0	0
22t	Byard	CHI	FS	1	0	0.0	0	0
22t	Cisco	JAX	FS	1	22	22.0	22	0
22t	Conner	KC	DB	1	3	3.0	3	0
22t	Cook	KC	FS	1	0	0.0	0	0
22t	Cross	IND	SAF	1	0	0.0	0	0
22t	David	TB	OLB	1	7	7.0	7	0
22t	Davis-Gaither	CIN	LB	1	12	12.0	12	0
22t	Diggs	DAL	CB	1	1	1.0	1	0
22t	Dupree	LAC	OLB	1	0	0.0	0	0
22t	Edmunds	CHI	MLB	1	0	0.0	0	0
22t	D. Elliott	PIT	DB	1	0	0.0	0	0
22t	Flannigan-Fowles	SF	LB	1	0	0.0	0	0
22t	Ford	LAC	DT	1	3	3.0	3	0
22t	Fulton	LAC	CB	1	29	29.0	29	0
22t	Gardeck	ARI	LB	1	10	10.0	10	0
22t	Gilmore	MIN	CB	1	0	0.0	0	0
22t	Gonzalez	NE	CB	1	2	2.0	2	0
22t	*Green	SF	CB	1	20	20.0	20	0
22t	Griffin	MIN	CB	1	28	28.0	28	0
22t	Hamlin	BUF	SS	1	19	19.0	19	0
22t	Harris	NO	DB	1	7	7.0	7	0
22t	Hooker	TEN	SAF	1	30	30.0	30	0
22t	Horn	CAR	CB	1	0	0.0	0	0
22t	Howden	NO	SAF	1	-5	-5.0	-5	0

2024 NATIONAL FOOTBALL LEAGUE

NFL INTERCEPTION LEADERS

RANK	PLAYER	TEAM	POS	INT	YARDS	AVG	LONG	TD
22t	Izien	TB	DB	1	17	17.0	17	0
22t	M. Jackson	CAR	CB	1	1	1.0	1	0
22t	J. Johnson	LAR	SS	1	0	0.0	0	0
22t	Ta. Johnson	BUF	CB	1	0	0.0	0	0
22t	B. Jones	DEN	SAF	1	37	37.0	37	0
22t	M. Jones	NE	CB	1	35	35.0	35	0
22t	Jordan	NO	DE	1	0	0.0	0	0
22t	Kazee	PIT	SS	1	5	5.0	5	0
22t	Kendricks	DAL	MLB	1	8	8.0	8	0
22t	Kohou	MIA	CB	1	2	2.0	2	0
22t	*Lassiter	HOU	CB	1	9	9.0	9	0
22t	Love	SEA	FS	1	0	0.0	0	0
22t	*McCullough	LAR	DB	1	4	4.0	4t	1
22t	Metellus	MIN	SAF	1	12	12.0	12	0
22t	Moehrig	LV	SAF	1	16	16.0	16	0
22t	Moss	DEN	CB	1	0	0.0	0	0
22t	*Muasau	NYG	LB	1	1	1.0	1	0
22t	B. Murphy	MIN	CB	1	0	0.0	0	0
22t	Murphy-Bunting	ARI	CB	1	0	0.0	0	0
22t	Murray	HOU	SS	1	0	0.0	0	0
22t	*Mustapha	SF	SAF	1	1	1.0	1	0
22t	Ogbah	MIA	OLB	1	0	0.0	0	0
22t	Oruwariye	DAL	CB	1	0	0.0	0	0
22t	Owusu-Koramoah	CLE	LB	1	0	0.0	0	0
22t	Peppers	NE	FS	1	0	0.0	0	0
22t	Phillips	ATL	CB	1	45	45.0	45	0
22t	Porter	PIT	CB	1	16	16.0	16	0
22t	Pratt	CIN	LB	1	24	24.0	24	0
22t	*Sainristil	WAS	CB	1	38	38.0	38	0
22t	Saunders	NO	DT	1	37	37.0	37	0
22t	Sieler	MIA	DE	1	0	0.0	0	0
22t	Simmons	ATL	FS	1	0	0.0	0	0
22t	Singleton	DEN	LB	1	21	21.0	21	0
22t	Smith	MIN	FS	1	0	0.0	0	0
22t	Smith	BAL	ILB	1	0	0.0	0	0
22t	*Smith	TB	DB	1	0	0.0	0	0
22t	Spillane	LV	LB	1	0	0.0	0	0
22t	Stevenson	CHI	CB	1	43	43.0	43t	1
22t	Stingley	HOU	CB	1	0	0.0	0	0
22t	Taylor-Britt	CIN	CB	1	0	0.0	0	0
22t	Terrell	ATL	CB	1	1	1.0	1	0
22t	Trice	PIT	CB	1	0	0.0	0	0
22t	White	ARI	OLB	1	0	0.0	0	0
22t	*Williams	GB	SAF	1	1	1.0	1	0
22t	G. Williams	ARI	CB	1	0	0.0	0	0
22t	Wilson	DAL	DB	1	0	0.0	0	0
22t	Er. Wilson	GB	LB	1	0	0.0	0	0
22t	Ma. Wilson	ARI	LB	1	0	0.0	0	0
22t	Woods	CAR	FS	1	33	33.0	33	0
22t	Woolen	SEA	CB	1	4	4.0	4	0

2024 NATIONAL FOOTBALL LEAGUE

NFL SACK LEADERS

RANK	PLAYER	TEAM	POS	SACKS
1	Hutchinson	DET	DE	7.5
2t	Lawrence	NYG	DT	7.0
2t	McDonald	NYJ	DE	7.0
4	Van Noy	BAL	MLB	6.0
5t	Anderson	HOU	DE	5.5
5t	Crosby	LV	DE	5.5
7t	D. Hall	SEA	LB	5.0
7t	Hendrickson	CIN	DE	5.0
7t	P. Jones	MIN	LB	5.0
7t	Walker	JAX	DE	5.0
11t	Cooper	DEN	LB	4.5
11t	Watt	PIT	OLB	4.5
13t	Bonitto	DEN	LB	4.0
13t	Bresee	NO	DT	4.0
13t	Dexter	CHI	DT	4.0
13t	Garrett	CLE	DE	4.0
13t	Greenard	MIN	LB	4.0
13t	Landry	TEN	LB	4.0
13t	White	NE	DE	4.0
20t	Allen	DEN	DE	3.5
20t	Fowler	WAS	LB	3.5
20t	Givens	SF	DT	3.5
20t	Oweh	BAL	LB	3.5
20t	Taylor	NO	CB	3.5
25t	Armstrong	WAS	DE	3.0
25t	Bosa	SF	DE	3.0
25t	Burns	NYG	LB	3.0
25t	David	TB	OLB	3.0
25t	Epenesa	BUF	DE	3.0
25t	Gardeck	ARI	LB	3.0
25t	Granderson	NO	DE	3.0
25t	L. Hall	TB	DE	3.0
25t	Ca. Heyward	PIT	DT	3.0
25t	Ch. Jones	KC	DT	3.0
25t	Lawrence	DAL	DE	3.0
25t	Luvu	WAS	LB	3.0
25t	Mafe	SEA	LB	3.0
25t	Miller	BUF	OLB	3.0
25t	Ojulari	NYG	LB	3.0
25t	Pinnock	NYG	SS	3.0
25t	Rousseau	BUF	DE	3.0
25t	Z. Smith	CLE	DE	3.0
25t	Turner	LAR	DT	3.0
25t	Van Ginkel	MIN	OLB	3.0
25t	Vea	TB	DT	3.0
25t	Wyatt	GB	DT	3.0
47t	Clemons	NYJ	DE	2.5
47t	Collins	SF	DT	2.5
47t	Ni. Herbig	PIT	LB	2.5
47t	Hines-Allen	JAX	DE	2.5
47t	Hunter	HOU	DE	2.5
47t	Mack	LAC	OLB	2.5
47t	McNeill	DET	DT	2.5
47t	P. Smith	GB	DE	2.5
47t	Sweat	CHI	DE	2.5

2024 NATIONAL FOOTBALL LEAGUE

NFL LEADERS IN FUMBLE RECOVERIES

RANK	PLAYER	TEAM	POS	TOTAL	OWN TEAM	OPP TEAM
1t	Fields	PIT	QB	3	3	0
1t	Mason	SF	RB	3	3	0
3t	Burrow	CIN	QB	2	2	0
3t	Collins	SF	DT	2	0	2
3t	Dalton	CAR	QB	2	2	0
3t	*Fiske	LAR	DT	2	0	2
3t	Gordon	CHI	CB	2	0	2
3t	Herbert	LAC	QB	2	2	0
3t	L. Jackson	BAL	QB	2	2	0
3t	Jenkins	CHI	OT	2	2	0
3t	Lammons	IND	DB	2	0	2
3t	Luvu	WAS	LB	2	0	2
3t	Mayfield	TB	QB	2	2	0
3t	Melton	GB	WR	2	1	1
3t	Pratt	CIN	LB	2	0	2
3t	Prescott	DAL	QB	2	2	0
3t	Richardson	IND	QB	2	2	0
3t	Robinson	ATL	RB	2	2	0
3t	Rodgers	NYJ	QB	2	2	0
3t	Tolbert	DAL	WR	2	2	0
3t	Warren	PIT	RB	2	2	0
3t	Williams	BUF	LB	2	0	2
3t	Quin. Williams	NYJ	OLB	2	0	2
3t	Yiadam	SF	CB	2	1	1

2024 NATIONAL FOOTBALL LEAGUE

NFL LEADERS IN RECOVERIES OF FUMBLES BY OWN TEAM

RANK	PLAYER	TEAM	POS	REC	YARDS	AVG	LONG	TD
1t	Fields	PIT	QB	3	0	0.0	0t	0
1t	Mason	SF	RB	3	-2	-0.7	0t	0
3t	Burrow	CIN	QB	2	0	0.0	0t	0
3t	Dalton	CAR	QB	2	0	0.0	0t	0
3t	Herbert	LAC	QB	2	0	0.0	0t	0
3t	L. Jackson	BAL	QB	2	0	0.0	0t	0
3t	Jenkins	CHI	OT	2	0	0.0	0t	0
3t	Mayfield	TB	QB	2	0	0.0	0t	0
3t	Prescott	DAL	QB	2	0	0.0	0t	0
3t	Richardson	IND	QB	2	0	0.0	0t	0
3t	Robinson	ATL	RB	2	0	0.0	0t	0
3t	Rodgers	NYJ	QB	2	0	0.0	0t	0
3t	Tolbert	DAL	WR	2	0	0.0	0t	0
3t	Warren	PIT	RB	2	0	0.0	0t	0
15t	Abdullah	LV	RB	1	0	0.0	0t	0
15t	Allegretti	WAS	OG	1	0	0.0	0t	0
15t	Allen	BUF	QB	1	0	0.0	0t	0
15t	Armstead	MIA	OT	1	0	0.0	0t	0
15t	Barkley	PHI	RB	1	0	0.0	0t	0
15t	Belton	NYG	SAF	1	0	0.0	0t	0
15t	Bergeron	ATL	OG	1	0	0.0	0t	0
15t	Biadasz	WAS	C	1	0	0.0	0t	0
15t	Bigsby	JAX	RB	1	0	0.0	0t	0
15t	Bitonio	CLE	OG	1	0	0.0	0t	0
15t	*Bortolini	IND	C	1	0	0.0	0t	0
15t	Bradford	SEA	OG	1	0	0.0	0t	0
15t	Brissett	NE	QB	1	0	0.0	0t	0
15t	*Codrington	BUF	DB	1	0	0.0	0t	0
15t	Darnold	MIN	QB	1	0	0.0	0t	0
15t	Demercado	ARI	RB	1	0	0.0	0t	0
15t	Edwards	LAC	RB	1	0	0.0	0t	0
15t	Etienne	JAX	RB	1	0	0.0	0t	0
15t	Evans	TB	WR	1	0	0.0	0t	0
15t	Foreman	CLE	RB	1	0	0.0	0t	0
15t	Froholdt	ARI	C	1	0	0.0	0t	0
15t	Hurts	PHI	QB	1	0	0.0	0t	0
15t	Ingold	MIA	FB	1	0	0.0	0t	0
15t	D. Johnson	JAX	RB	1	0	0.0	0t	0
15t	F. Johnson	PHI	OT	1	0	0.0	0t	0
15t	Jones	NYG	QB	1	0	0.0	0t	0
15t	Jordan	NE	OG	1	0	0.0	0t	0
15t	Leverett	NE	OG	1	0	0.0	0t	0
15t	Levis	TEN	QB	1	0	0.0	0t	0
15t	Manhertz	NYG	TE	1	-1	-1.0	-1	0
15t	McBride	ARI	TE	1	0	0.0	0t	1
15t	Melton	GB	WR	1	0	0.0	0t	0
15t	Miller	LV	OT	1	0	0.0	0t	0
15t	*Nix	DEN	QB	1	0	0.0	0t	0
15t	Otomewo	JAX	DE	1	0	0.0	0t	0
15t	Otton	TB	TE	1	0	0.0	0t	0
15t	Powell	MIN	WR	1	7	7.0	7	0
15t	Pryor	CHI	OT	1	0	0.0	0t	0
15t	*Rattler	NO	QB	1	0	0.0	0t	0
15t	Reynolds	DET	RB	1	0	0.0	0t	0
15t	Ricard	BAL	FB-DE	1	0	0.0	0t	1

2024 NATIONAL FOOTBALL LEAGUE

NFL LEADERS IN RECOVERIES OF FUMBLES BY OWN TEAM

RANK	PLAYER	TEAM	POS	REC	YARDS	AVG	LONG	TD
15t	Sanders	MIA	K	1	-1	-1.0	-1	0
15t	Skule	TB	OT	1	0	0.0	0t	0
15t	Slater	LAC	OT	1	0	0.0	0t	0
15t	G. Smith	SEA	QB	1	0	0.0	0t	0
15t	Stevenson	NE	RB	1	0	0.0	0t	0
15t	Stroud	HOU	QB	1	0	0.0	0t	0
15t	Thomas	NYG	OT	1	0	0.0	0t	0
15t	Torrence	BUF	OG	1	0	0.0	0t	0
15t	Trautman	DEN	TE	1	2	2.0	2	0
15t	Washington	JAX	WR	1	0	0.0	0t	0
15t	D. Watson	CLE	QB	1	0	0.0	0t	0
15t	*Ca. Williams	CHI	QB	1	0	0.0	0t	0
15t	Wilson	MIA	RB	1	0	0.0	0t	0
15t	*Worthy	KC	WR	1	0	0.0	0t	0
15t	Yiadam	SF	CB	1	0	0.0	0t	0
15t	Zaccheaus	WAS	WR	1	0	0.0	0t	0

2024 NATIONAL FOOTBALL LEAGUE

NFL LEADERS IN RECOVERIES OF FUMBLES BY OPPOSING TEAM

RANK	PLAYER	TEAM	POS	REC	YARDS	AVG	LONG	TD
1t	Collins	SF	DT	2	0	0.0	0t	0
1t	*Fiske	LAR	DT	2	8	4.0	8	0
1t	Gordon	CHI	CB	2	0	0.0	0t	0
1t	Lammons	IND	DB	2	3	1.5	3	0
1t	Luvu	WAS	LB	2	5	2.5	5	0
1t	Pratt	CIN	LB	2	9	4.5	9	0
1t	Williams	BUF	LB	2	0	0.0	0t	0
1t	Quin. Williams	NYJ	OLB	2	15	7.5	15	0
9t	Alexander	GB	CB	1	0	0.0	0t	0
9t	Anudike-Uzomah	KC	DE	1	0	0.0	0t	0
9t	*Arnold	DET	CB	1	-1	-1.0	-1	0
9t	Baker	SEA	OLB	1	0	0.0	0t	0
9t	Benton	PIT	DT	1	0	0.0	0t	0
9t	*Bethune	SF	LB	1	0	0.0	0t	0
9t	Blackmon	IND	SAF	1	0	0.0	0t	0
9t	Bolden	NE	CB	1	0	0.0	0t	0
9t	Bosa	SF	DE	1	0	0.0	0t	0
9t	K. Brooks	GB	DT	1	0	0.0	0t	0
9t	*Bullock	HOU	SAF	1	0	0.0	0t	0
9t	Byard	CHI	FS	1	0	0.0	0t	0
9t	Bynum	MIN	SS	1	0	0.0	0t	0
9t	Carter	NYJ	CB	1	7	7.0	7	0
9t	*Chatman	NYG	DT	1	0	0.0	0t	0
9t	Chestnut	TEN	RB	1	0	0.0	0t	0
9t	Chinn	WAS	SAF	1	0	0.0	0t	0
9t	Clark	NYJ	FS	1	0	0.0	0t	0
9t	Clark	GB	NT	1	0	0.0	0t	0
9t	Collier	ARI	DE	1	0	0.0	0t	0
9t	Conner	KC	DB	1	38	38.0	38t	1
9t	*Cooper	GB	LB	1	4	4.0	4	0
9t	Davis	DET	CB	1	49	49.0	49	0
9t	Delpit	CLE	SAF	1	0	0.0	0t	0
9t	Dexter	CHI	DT	1	0	0.0	0t	0
9t	Edwards	HOU	DE	1	0	0.0	0t	0
9t	Edwards	CHI	LB	1	0	0.0	0t	0
9t	D. Elliott	PIT	DB	1	10	10.0	10	0
9t	Elliss	NE	LB	1	0	0.0	0t	0
9t	Elliss	ATL	LB	1	0	0.0	0t	0
9t	Emerson	CLE	CB	1	2	2.0	2	0
9t	Franks	CAR	TE	1	0	0.0	0t	0
9t	Gay	NO	LB	1	4	4.0	4	0
9t	L. Hall	TB	DE	1	0	0.0	0t	0
9t	Hamilton	BAL	SAF	1	8	8.0	8	0
9t	Hawkins	NE	SAF	1	0	0.0	0t	0
9t	Ni. Herbig	PIT	LB	1	0	0.0	0t	0
9t	Hickman	CLE	SAF	1	0	0.0	0t	0
9t	Hicks	CHI	SAF	1	19	19.0	19	0
9t	Hines-Allen	JAX	DE	1	13	13.0	13	0
9t	Hodge	ATL	WR	1	0	0.0	0t	1
9t	Jenkins	SEA	DB	1	102	102.0	102t	1
9t	Jewell	CAR	ILB	1	0	0.0	0t	0
9t	B. Jones	DEN	SAF	1	34	34.0	34	0
9t	J. Jones	ARI	DT	1	0	0.0	0t	0
9t	M. Jones	NE	CB	1	17	17.0	17	0
9t	Key	TEN	LB	1	0	0.0	0t	0

2024 NATIONAL FOOTBALL LEAGUE

NFL LEADERS IN RECOVERIES OF FUMBLES BY OPPOSING TEAM

RANK	PLAYER	TEAM	POS	REC	YARDS	AVG	LONG	TD
9t	Kohou	MIA	CB	1	0	0.0	0t	0
9t	*Latu	IND	DE	1	0	0.0	0t	0
9t	Lewis	DAL	CB	1	0	0.0	0t	0
9t	Mack	LAC	OLB	1	22	22.0	22	0
9t	Mathieu	NO	FS	1	0	0.0	0t	0
9t	McFadden	NYG	LB	1	0	0.0	0t	0
9t	McKinney	GB	SAF	1	7	7.0	7	0
9t	McLeod	CLE	FS	1	25	25.0	25t	1
9t	Melton	GB	WR	1	0	0.0	0t	0
9t	Molden	LAC	CB	1	0	0.0	0t	0
9t	Moss	DEN	CB	1	0	0.0	0t	0
9t	*Nubin	NYG	SAF	1	2	2.0	2	0
9t	Ojulari	NYG	LB	1	0	0.0	0t	0
9t	Okereke	NYG	ILB	1	1	1.0	1	0
9t	Rodriguez	DET	LB-FB	1	0	0.0	0t	0
9t	Russell	TB	ILB	1	0	0.0	0t	0
9t	Skinner	DEN	SAF	1	0	0.0	0t	0
9t	Spector	BUF	LB	1	0	0.0	0t	0
9t	Stewart	IND	DT	1	0	0.0	0t	0
9t	Stille	TB-ARI	DE	1	0	0.0	0t	0
9t	Tart	LAC	DT	1	0	0.0	0t	0
9t	Taylor	LAC	CB	1	0	0.0	0t	0
9t	D. Thomas	JAX	SAF	1	0	0.0	0t	0
9t	Toohill	BUF	DE	1	0	0.0	0t	0
9t	Van Ness	GB	DE	1	0	0.0	0t	0
9t	*Wallace	CAR	LB	1	0	0.0	0t	0
9t	Ji. Ward	MIN	LB	1	2	2.0	2	0
9t	Watt	PIT	OLB	1	0	0.0	0t	0
9t	M. Williams	BAL	FS	1	0	0.0	0t	0
9t	Ma. Wilson	ARI	LB	1	0	0.0	0t	0
9t	Winfield	TB	SAF	1	58	58.0	58t	1
9t	Wyatt	GB	DT	1	0	0.0	0t	0
9t	Yiadam	SF	CB	1	0	0.0	0t	0

2024 NATIONAL FOOTBALL LEAGUE

NFL OFFENSIVE RANKS

BAL	BUF	CIN	CLE	DEN	HOU	IND	JAX	KC	LAC	LV	MIA	NE	NYJ	PIT	TEN		ARI	ATL	CAR	CHI	DAL	DET	GB	LAR	MIN	NO	NYG	PHI	SEA	SF	TB	WAS
1	21	12	32	29	6	13	19	11	28	27	23	30	22	26	31	TotYd/G	15	8	25	24	14	3	4	16	17	18	20	10	7	2	9	5
1	16	8	32	27	11	9	15	14	24	22	29	31	23	26	30	TotYd/P	10	7	21	28	19	3	4	20	17	18	25	13	12	2	6	5
1	11	26	28	23	14	17	19	16	10	31	18	12	30	9	15	RusYd/G	7	21	22	25	32	4	2	27	20	13	24	6	29	3	8	5
1	19	15	20	18	16	14	2	27	21	31	26	12	28	24	17	RusAvg	3	11	9	30	32	8	6	25	23	22	29	10	13	7	4	5
8	25	7	30	27	5	15	20	9	29	17	26	32	16	28	31	PasYd/G	24	6	23	22	3	4	10	12	19	21	18	14	1	2	11	13
1	12	8	32	29	15	10	21	7	23	22	27	31	25	20	30	PasAvg	16	6	28	26	18	3	4	19	9	13	24	14	17	2	11	5
5	1	4	8t	20	12	31	8t	30	3	26	18	10t	15	2	32	%PasInt	6	17	28	19	25	22	27	10t	24	29	13	21	16	14	23	7
1	5	16	32	3	18	6	20	7	25	19	26t	31	15	26t	30	Sac/PasP	11	4	9	28	13	12	2	24	29	8	10	22	17	14	23	21
1	19	13	32	30t	12	18	24	7	29	26	25	30t	22t	22t	27	1D/G	20	10	28	14	16t	2	9	8	21	16t	15	11	3t	3t	5	6
1	24	5	32	31	11	8	28	9	10	25	29	27	13	19	30	3D Eff	15	23	26	22	12	7	16	17	14	3	21	18	20	6	4	2
5t	1t	5t	10t	4	10t	12	17t	1t	31t	29	30	8	31t	17t	17t	4D Eff	23	14t	28	7	24t	14t	17t	16	17t	26t	13	9	22	24t	26t	1t
11	15	29t	10	7	25	4	8	26	9	28	3	12	20t	13	19	PR Avg	23	14	16	17	1	20t	18	6	32	5	29t	22	24	31	27	2
29	2	25	23	16	5	10	24	20	30	14	13	28	17	31	19	KR Avg	6	21	18	12	1	7	8t	15	32	8t	26	27	3	22	11	4
26	11	1	2	22	31	9	4	6	17	5	27	3	16	19	21	GPunAvg	8	13	28	15	7	12	25	14	24	30	18	20	10	32	29	23
22	21	1	7	10	23	6	2	3	14	9	28	5	11	18	30	NPunAvg	12t	26	29	17	20	4	19	8	16	25	12t	15	24	32	31	27
4	7	10	30	25	14	16	22t	15	26	27	32	31	22t	20	21	Pts/G	17	11	28	12	19	1	8t	24	6	5	29	18	13	8t	2t	2t
25t	27t	18t	18t	8	16	24	10t	17	10t	22t	27t	21	32	7	1t	FG%	9	15	12t	22t	14	1t	31	12t	1t	1t	25t	27t	27t	6	1t	18t

NFL DEFENSIVE RANKS

BAL	BUF	CIN	CLE	DEN	HOU	IND	JAX	KC	LAC	LV	MIA	NE	NYJ	PIT	TEN		ARI	ATL	CAR	CHI	DAL	DET	GB	LAR	MIN	NO	NYG	PHI	SEA	SF	TB	WAS
16	21	23	15	4	3	30	31	9	6	12	5	25	2	8	1	TotYd/G	27	17	29	7	24	13	18	28	14	32	10	20	19	11	26	22
22	21	13	19	2	4	26	30	9	8	14	12	23	3	7	1	TotYd/P	28	10	27	6	24	11	16	32	5	31	20	25	18	17	15	29
1	23	28	21	14	13	31	11t	5	6	24	18	19	17	4	9	RusYd/G	29	25	30	10	26	3	8	32	2	20	15	16	27	7	11t	22
1	32	14	21	6	17	19	10	4	8	27	23	20	9	2	5	RusAvg	22	13	15	18	16	7	11	26	3	30	31	25	28	12	24	29
31	15	14	11	5	4	26	32	20	8	7	3	24	2	13	1	PasYd/G	22	9	23	6	16	27	25	18	30	29	12	21	10	17	28	19
27	8	20	21	2	4	26	29	18	13	10	12	23	3	16	1	PasAvg	30	15	31	5	28	9	19	32	6	24	7	22	14	17	11	25
22	10	17t	30	13	11	16	32	25	7	26	15	21	24	5	28	%PasInt	9	12	19	4	14	6	3	20	1	2	31	23	27	8	17t	29
10	16	30	9	3	4	28	26	29	11	14	21	19	2	18	25	Sac/PasP	27	32	31	6	13	17	15	20	8	24	1	23	7	12	22	5
18	17	29t	12	13	3t	27	29t	9	1	10t	5	19	10t	7	2	1D/G	32	23t	29t	3t	20	28	21t	25	15t	21t	6	15t	14	8	26	23t
21	22	26t	13	19	10	28	25	14	18	3	1	26t	9	15	5	3D Eff	32	31	30	6	7	2	16	24	4	20	11	12	8	23	17	29
11t	7	28	31t	1	21t	21t	30	8t	11t	29	11t	3t	19t	18	21t	4D Eff	16t	11t	3t	16t	27	5	10	31t	6	8t	11t	21t	2	19t	21t	21t
8	26	4	31	9	3	25	16	10t	18	32	23	13	6	5	28	PR Avg	24	22	19	17	29	1	10t	20	2	7	12	15	21	27	30	14
25	30	21	7	4	3	17	24	18t	23	13	10	5t	2	18t	27t	KR Avg	31	22	8	26	11	32	9	18t	5t	12	27t	1	14	29	15	16
11	5	32	31	19	27	4	16	29	22	15	24	14	7	20	26	GPunAvg	25	3	13	12	9	10	18	28	8	1	17	2	23	30	6	21
13	9	31	11	14	29	3	19	28	30	18	6	4	8	17	12	NPunAvg	26	2	15	21	7	10	20	16	24	1	25	5	27	32	23	22
24	11	26	19t	4	15t	18	31	6	1	27t	17	21	7	2	13	Pts/G	27t	15t	32	5	30	8	9t	29	3	23	9t	14	25	12	19t	22
5t	11t	11t	5t	25t	30t	15t	13	5t	2	29	3t	10	18t	5t	30t	FG%	23t	30t	27t	14	27t	22	15t	20t	1	20t	5t	18t	15t	25t	3t	23t
12	6	17t	26	14	16	19	31	5	11	27t	30	29	17t	7	22	PPG Diff	24	15	32	3	25	2	4	27t	1	13	23	21	20	10	8	9
1	24t	18t	31	18t	3	27	28	6	21	23	12	32	9	16	15	Yd/G Diff	24t	8	30	13	22	4	5	26	20	29	14	10	7	2	17	11

***LAST WEEK'S
GAME BOOK***

National Football League Game Summary

NFL Copyright © 2024 by The National Football League. All rights reserved. This summary and play-by-play is for the express purpose of assisting media in their coverage of the game; any other use of this material is prohibited without the written permission of the National Football League.

Date: Sunday, 10/13/2024

Los Angeles Chargers at Denver Broncos

Start Time: 2:05 PM MDT

at Empower Field at Mile High, Denver, CO

Game Day Weather

Game Weather: Party Cloudy
Open Stadium on Natural Grass

Temp: 65° F (18.3° C) Humidity: 28%, Wind: N 7 mph
Outdoor Weather: Temperatures in the 60s to remain in the 60s throughout the game with a few passing clouds

Officials

Referee: Blake, Tra (3)
Line Judge: Eaton, Thomas (87)
Back Judge: Bell, Grantis (27)

Umpire: Paganelli, Carl (124)
Field Judge: Robinson, Mearl (31)
Replay Official: Cerimeli, Tyler (0)

Down Judge: Turner, Patrick (13)
Side Judge: Willard, Don (58)

Lineups

Los Angeles Chargers

Offense		Defense	
WR	15 L.McConkey	OLB	52 K.Mack
TE	88 H.Hurst	DL	93 O.Ogbonnia
LT	70 R.Slater	DL	95 P.Ford
LG	77 Z.Johnson	OLB	45 T.Tuipulotu
C	75 B.Bozeman	LB	0 D.Henley
RG	79 T.Pipkins	LB	6 D.Perryman
RT	76 J.Alt	CB	7 K.Fulton
WR	1 Q.Johnston	CB	29 T.Still
QB	10 J.Herbert	CB	20 C.Hart
FB	44 S.Matlock	S	32 A.Gilman
RB	27 J.Dobbins	S	3 D.James

Denver Broncos

Offense		Defense	
WR	16 T.Franklin	OLB	15 N.Bonitto
WR	17 D.Vele	DE	98 J.Franklin-Myers
LT	72 G.Bolles	NT	93 D.Jones
LG	74 B.Powers	DE	99 Z.Allen
C	54 A.Forsyth	ILB	55 C.Barton
RG	77 Q.Meinerz	SLB	0 J.Cooper
RT	79 M.Peart	ILB	40 J.Strnad
WR	14 C.Sutton	LCB	2 P.Surtain
TE	82 A.Trautman	RCB	21 R.Moss
QB	10 B.Nix	S	22 B.Jones
RB	33 J.Williams	S	6 P.Locke

Substitutions

WR 5 J.Palmer, K 11 C.Dicker, WR 12 D.Davis, P 16 J.Scott, CB 22 E.Molden, S 24 A.Finley, LB 25 J.Colson, RB 28 H.Haskins, RB 30 K.Vidal, LB 31 N.Niemann, DB 33 D.Leonard, CB 35 D.Bootle, LB 43 T.Dye, LS 47 J.Harris, OLB 48 B.Dupree, DL 56 M.Fox, OL 64 B.Jaimes, OL 68 J.Salyer, T 73 F.Sarell, TE 81 W.Dissy, TE 83 E.Tomlinson, TE 84 S.Smartt, WR 87 S.Fehoko, DT 90 T.Tart

Substitutions

CB 1 T.Smith, K 3 W.Lutz, P 9 R.Dixon, WR 19 M.Mims, FB 20 M.Burton, RB 23 A.Estime, DB 26 D.Key, CB 29 J.McMillian, DB 30 T.McCalister, RB 38 J.McLaughlin, CB 39 L.Wallace, TE 45 N.Adkins, LS 48 M.Fraboni, OLB 52 J.Elliss, ILB 56 L.Bailey, LB 57 K.Welch, T 71 C.Fleming, T 73 F.Crum, WR 84 L.Humphrey, TE 85 L.Krull, OLB 92 D.Tillman, DL 94 J.Jackson, DL 96 E.Uwazurike, DT 97 M.Roach

Did Not Play

QB 8 T.Heinicke, DL 92 J.Eboigbe

Did Not Play

QB 8 J.Stidham, G 76 C.Throckmorton

Not Active

3QB 2 E.Stick, S 23 T.Jefferson, DB 36 J.Taylor, OL 71 J.McFadden, WR 82 B.Rice, OLB 97 J.Bosa

Not Active

3QB 4 Z.Wilson, RB 25 B.Watson, CB 31 K.Abrams-Draine, S 34 J.Skinner, DB 43 K.Smith, T 63 A.Palczewski, TE 80 G.Dulcich

Field Goals (made () & missed)

C.Dicker (20) (33) (46)

W.Lutz (40)

		1	2	3	4	OT	Total
VISITOR:	Los Angeles Chargers	10	10	3	0	0	23
HOME:	Denver Broncos	0	0	0	16	0	16

Scoring Plays

Team	Qtr	Time	Play Description (Extra Point) (Drive Info)	Visitor	Home
Chargers	1	9:26	C.Dicker 20 yd. Field Goal (9-29, 4:11)	3	0
Chargers	1	4:59	K.Vidal 38 yd. pass from J.Herbert (C.Dicker kick) (6-83, 2:53)	10	0
Chargers	2	6:21	C.Dicker 33 yd. Field Goal (20-76,10:29)	13	0
Chargers	2	1:00	J.Dobbins 4 yd. run (C.Dicker kick) (11-56, 3:32)	20	0
Chargers	3	2:35	C.Dicker 46 yd. Field Goal (11-63, 4:58)	23	0
Broncos	4	10:06	T.Franklin 2 yd. pass from B.Nix (W.Lutz kick) (8-95, 4:03)	23	7
Broncos	4	5:22	C.Sutton 15 yd. pass from B.Nix (pass failed) (8-64, 3:03)	23	13
Broncos	4	0:59	W.Lutz 40 yd. Field Goal (8-74, 1:27)	23	16

National Football League Game Summary

NFL Copyright © 2024 by The National Football League. All rights reserved. This summary and play-by-play is for the express purpose of assisting media in their coverage of the game; any other use of this material is prohibited without the written permission of the National Football League.

Paid Attendance: 70,743

Time: 3:02

Los Angeles Chargers vs Denver Broncos
10/13/2024 at Empower Field at Mile High

Final Individual Statistics

Los Angeles Chargers

Denver Broncos

RUSHING						RUSHING					
	ATT	YDS	AVG	LG	TD		ATT	YDS	AVG	LG	TD
J.Dobbins	25	96	3.8	20	1	B.Nix	6	61	10.2	21	0
D.Davis	2	14	7.0	10	0	J.Williams	6	23	3.8	13	0
K.Vidal	4	11	2.8	6	0	A.Estime	2	13	6.5	11	0
H.Haskins	2	5	2.5	3	0	J.McLaughlin	3	8	2.7	5	0
J.Herbert	4	2	0.5	5	0	T.Franklin	1	5	5.0	5	0
Q.Johnston	1	0	0.0	0	0						
Total	38	128	3.4	20	1	Total	18	110	6.1	21	0

PASSING									PASSING								
	ATT	CMP	YDS	SK/YD	TD	LG	IN	RT		ATT	CMP	YDS	SK/YD	TD	LG	IN	RT
J.Herbert	34	21	237	3/15	1	38	0	92.4	B.Nix	33	19	216	2/10	2	37	1	84.9
Total	34	21	237	3/15	1	38	0	92.4	Total	33	19	216	2/10	2	37	1	84.9

PASS RECEIVING								PASS RECEIVING							
	TAR	REC	YDS	AVG	LG	TD		TAR	REC	YDS	AVG	LG	TD		
L.McConkey	8	4	43	10.8	15	0	D.Vele	6	4	78	19.5	37	0		
W.Dissly	5	4	26	6.5	20	0	C.Sutton	6	4	53	13.3	20	1		
Q.Johnston	4	3	22	7.3	8	0	J.Williams	6	3	13	4.3	10	0		
S.Fehoko	4	2	44	22.0	30	0	T.Franklin	3	2	31	15.5	29	1		
K.Vidal	2	2	40	20.0	38	1	J.McLaughlin	2	2	17	8.5	11	0		
J.Palmer	3	2	38	19.0	24	0	L.Krull	4	2	11	5.5	8	0		
J.Dobbins	2	2	6	3.0	5	0	L.Humphrey	1	1	8	8.0	8	0		
S.Smartt	1	1	10	10.0	10	0	N.Adkins	1	1	5	5.0	5	0		
D.Davis	2	1	8	8.0	8	0	M.Mims	3	0	0	0.0	0	0		
Total	31	21	237	11.3	38	1	Total	32	19	216	11.4	37	2		

INTERCEPTIONS						INTERCEPTIONS					
	NO	YDS	AVG	LG	TD		NO	YDS	AVG	LG	TD
E.Molden	1	25	25.0	25	0						
Total	1	25	25.0	25	0	Total	0	0	0	0	0

PUNTING								PUNTING							
	NO	YDS	AVG	NET	TB	IN20	LG		NO	YDS	AVG	NET	TB	IN20	LG
J.Scott	4	159	39.8	37.3	0	3	43	R.Dixon	5	233	46.6	41.4	0	3	54
Total	4	159	39.8	37.3	0	3	43	Total	5	233	46.6	41.4	0	3	54

PUNT RETURNS								PUNT RETURNS							
	NO	YDS	AVG	FC	LG	TD		NO	YDS	AVG	FC	LG	TD		
D.Davis	2	26	13.0	2	18	0	M.Mims	1	10	10.0	1	10	0		
[DOWNED]	1	0	0.0	0	0	0	[DOWNED]	1	0	0.0	0	0	0		
							[OUT OF BOUNDS]	1	0	0.0	0	0	0		
Total	2	26	13.0	2	18	0	Total	1	10	10.0	1	10	0		

KICKOFF RETURNS								KICKOFF RETURNS							
	NO	YDS	AVG	FC	LG	TD		NO	YDS	AVG	FC	LG	TD		
[OUT OF BOUNDS]	1	0	0.0	0	0	0	T.Smith	1	31	31.0	0	31	0		
[TOUCHBACK]	3	0	0.0	0	0	0	[TOUCHBACK]	5	0	0.0	0	0	0		
Total	0	0	0.0	0	0	0	Total	1	31	31.0	0	31	0		

Los Angeles Chargers

FUMBLES												
	FUM	LOST	OWN-REC	YDS	TD	FORCED	OPP-REC	YDS	TD	OUT-BDS		
J.Herbert	1	0	1	0	0	0	0	0	0	0		
K.Mack	0	0	0	0	0	1	0	0	0	0		
T.Tart	0	0	0	0	0	0	1	0	0	0		
Total	1	0	1	0	0	1	1	0	0	0		

Denver Broncos

FUMBLES												
	FUM	LOST	OWN-REC	YDS	TD	FORCED	OPP-REC	YDS	TD	OUT-BDS		
J.Williams	1	1	0	0	0	0	0	0	0	0		
J.Cooper	0	0	0	0	0	1	0	0	0	0		
Total	1	1	0	0	0	1	0	0	0	0		

Los Angeles Chargers vs Denver Broncos
10/13/2024 at Empower Field at Mile High

Final Team Statistics

	Visitor Chargers	Home Broncos
TOTAL FIRST DOWNS	22	17
By Rushing	10	7
By Passing	10	10
By Penalty	2	0
THIRD DOWN EFFICIENCY	11-18-61.1%	3-11-27.3%
FOURTH DOWN EFFICIENCY	0-0-0.0%	2-2-100.0%
TOTAL NET YARDS	350	316
Total Offensive Plays (inc. times thrown passing)	75	53
Average gain per offensive play	4.7	6.0
NET YARDS RUSHING	128	110
Total Rushing Plays	38	18
Average gain per rushing play	3.4	6.1
Tackles for a loss-number and yards	4-9	0-0
NET YARDS PASSING	222	206
Times thrown - yards lost attempting to pass	3-15	2-10
Gross yards passing	237	216
PASS ATTEMPTS-COMPLETIONS-HAD INTERCEPTED	34-21-0	33-19-1
Avg gain per pass play (inc.# thrown passing)	6.0	5.9
KICKOFFS Number-In End Zone-Touchbacks	6-5-5	4-3-3
PUNTS Number and Average	4-39.8	5-46.6
Had Blocked	0	0
FGs - PATs Had Blocked	0-0	0-0
Net Punting Average	37.3	41.4
TOTAL RETURN YARDAGE (Not Including Kickoffs)	51	10
No. and Yards Punt Returns	2-26	1-10
No. and Yards Kickoff Returns	0-0	1-31
No. and Yards Interception Returns	1-25	0-0
PENALTIES Number and Yards	3-20	7-37
FUMBLES Number and Lost	1-0	1-1
TOUCHDOWNS	2	2
Rushing	1	0
Passing	1	2
EXTRA POINTS Made-Attempts	2-2	1-2
Kicking Made-Attempts	2-2	1-1
Passing Made-Attempts	0-0	0-1
FIELD GOALS Made-Attempts	3-3	1-1
RED ZONE EFFICIENCY	1-3-33%	2-2-100%
GOAL TO GO EFFICIENCY	0-2-0%	1-1-100%
SAFETIES	0	0
FINAL SCORE	23	16
TIME OF POSSESSION	37:23	22:37

Los Angeles Chargers vs Denver Broncos
10/13/2024 at Empower Field at Mile High

Ball Possession And Drive Chart

Los Angeles Chargers

#	Time Recd	Time Lost	Time Poss	How Ball Obtained	Drive Began	# Play	Yds Gain	Yds Pen	Net Yds	1st Down	Last Scrm	How Given Up
1	13:37	9:26	4:11	Interception	DEN 31	9	39	-10	29	2	* DEN 2	Field Goal
2	7:52	4:59	2:53	Punt	LAC 17	6	83	0	83	3	DEN 38	Touchdown
3	1:50	6:21	10:29	Punt	LAC 9	20	69	7	76	7	* DEN 15	Field Goal
4	4:32	1:00	3:32	Fumble	LAC 44	11	56	0	56	4	* DEN 4	Touchdown
5	0:08	0:00	0:08	Punt	LAC 26	1	-1	0	-1	0	LAC 26	End of Half
6	15:00	10:59	4:01	Kickoff	LAC 30	6	12	0	12	1	LAC 42	Punt
7	7:33	2:35	4:58	Punt	LAC 9	11	63	0	63	3	DEN 28	Field Goal
8	0:44	14:09	1:35	Punt	DEN 45	3	3	0	3	0	DEN 42	Punt
9	10:06	8:25	1:41	Kickoff	LAC 30	3	1	0	1	0	LAC 31	Punt
10	5:22	2:26	2:56	Kickoff	LAC 30	6	27	0	27	2	DEN 43	Punt
11	0:59	0:00	0:59	Kickoff	DEN 47	2	-2	0	-2	0	DEN 48	End of Game

(372) Average LAC 34

Denver Broncos

#	Time Recd	Time Lost	Time Poss	How Ball Obtained	Drive Began	# Play	Yds Gain	Yds Pen	Net Yds	1st Down	Last Scrm	How Given Up
1	15:00	13:37	1:23	Kickoff	DEN 30	3	2	0	2	0	DEN 32	Interception
2	9:26	7:52	1:34	Kickoff	DEN 34	3	9	-5	4	0	DEN 38	Punt
3	4:59	1:50	3:09	Kickoff	DEN 30	6	15	0	15	1	DEN 45	Punt
4	6:21	4:32	1:49	Kickoff	DEN 30	5	26	0	26	2	LAC 45	Fumble
5	1:00	0:08	0:52	Kickoff	DEN 30	3	8	-10	-2	0	DEN 28	Punt
6	10:59	7:33	3:26	Punt	DEN 18	7	38	-10	28	2	DEN 46	Punt
7	2:35	0:44	1:51	Kickoff	DEN 30	3	-10	0	-10	0	DEN 20	Punt
8	14:09	10:06	4:03	Punt	DEN 5	8	95	0	95	4	* LAC 2	Touchdown
9	8:25	5:22	3:03	Punt	DEN 36	8	64	0	64	4	* LAC 15	Touchdown
10	2:26	0:59	1:27	Punt	DEN 4	8	69	5	74	4	LAC 22	Field Goal

(247) Average DEN 25

*** inside opponent's 20**

Time of Possession by Quarter		1st	2nd	3rd	4th	OT	Total
Visitor	Los Angeles Chargers	8:54	12:19	9:43	6:27		37:23
Home	Denver Broncos	6:06	2:41	5:17	8:33		22:37

Kickoff Drive No.-Start Average Chargers: 3 - LAC 30 Broncos: 6 - DEN 31

Los Angeles Chargers vs Denver Broncos
10/13/2024 at Empower Field at Mile High

Final Defensive Statistics

Los Angeles Chargers	Regular Defensive Plays											Special Teams					Misc			
	TKL	AST	COMB	SK	/ YDS	TFL	Q	IN	PD	FF	FR	TKL	AST	FF	FR	BL	TKL	AST	FF	FR
A.Gilman	6	4	10	1	0	0	0	0	1	0	0	0	0	0	0	0	0	0	0	0
D.Perryman	5	1	6	0	0	0	1	0	0	0	0	0	0	0	0	0	0	0	0	0
D.Henley	2	2	4	0	0	0	0	0	0	0	0	0	0	0	0	0	0	0	0	0
E.Molden	2	1	3	0	0	0	0	1	1	0	0	1	0	0	0	0	0	0	0	0
T.Still	2	1	3	0	0	0	0	0	1	0	0	0	0	0	0	0	0	0	0	0
C.Hart	2	1	3	0	0	0	0	0	0	0	0	0	0	0	0	0	0	0	0	0
J.Colson	2	1	3	0	0	0	0	0	0	0	0	0	0	0	0	0	0	0	0	0
D.James	1	2	3	0	0	1	0	0	2	0	0	0	0	0	0	0	0	0	0	0
K.Mack	2	0	2	0	0	0	1	0	1	1	0	0	0	0	0	0	0	0	0	0
T.Tart	1	1	2	0	0	0	1	0	0	0	1	0	0	0	0	0	0	0	0	0
A.Finley	1	1	2	0	0	0	0	0	0	0	0	0	0	0	0	0	0	0	0	0
M.Fox	1	0	1	1	10	1	2	0	0	0	0	0	0	0	0	0	0	0	0	0
O.Ogbonnia	1	0	1	0	0	0	0	0	0	0	0	0	0	0	0	0	0	0	0	0
T.Tuipulotu	1	0	1	0	0	0	0	0	0	0	0	0	0	0	0	0	0	0	0	0
K.Fulton	1	0	1	0	0	0	0	0	0	0	0	0	0	0	0	0	0	0	0	0
P.Ford	1	0	1	0	0	0	0	0	0	0	0	0	0	0	0	0	0	0	0	0
H.Haskins	0	0	0	0	0	0	0	0	0	0	0	0	1	0	0	0	0	0	0	0
S.Fehoko	0	0	0	0	0	0	0	0	0	0	0	0	1	0	0	0	0	0	0	0
J.Herbert	0	0	0	0	0	0	0	0	0	0	0	0	0	0	0	0	0	0	0	1
Total	31	15	46	2	10	2	5	1	6	1	1	1	2	0	0	0	0	0	0	1

TKL = Tackle AST = Assist COMB = Combined QH=QB Hit IN = Interception PD = Pass Defense FF = Forced Fumble FR = Fumble Recovery

Denver Broncos	Regular Defensive Plays											Special Teams					Misc			
	TKL	AST	COMB	SK	/ YDS	TFL	QH	IN	PD	FF	FR	TKL	AST	FF	FR	BL	TKL	AST	FF	FR
B.Jones	11	1	12	0	0	0	0	0	1	0	0	0	0	0	0	0	0	0	0	0
Z.Allen	5	3	8	0.5	3.5	4	1	0	0	0	0	0	0	0	0	0	0	0	0	0
C.Barton	1	7	8	0	0	0	0	0	0	0	0	0	0	0	0	0	0	0	0	0
J.Strnad	5	2	7	1	0	0	1	0	0	0	0	0	0	0	0	0	0	0	0	0
P.Locke	5	2	7	0	0	0	0	0	0	0	0	0	0	0	0	0	0	0	0	0
R.Moss	5	1	6	0	0	0	0	0	1	0	0	0	0	0	0	0	0	0	0	0
J.Cooper	4	2	6	0.5	3.5	0	1	0	0	1	0	0	0	0	0	0	0	0	0	0
M.Roach	2	2	4	0	0	0	0	0	1	0	0	0	0	0	0	0	0	0	0	0
E.Uwazurike	0	4	4	0	0	0	0	0	0	0	0	0	0	0	0	0	0	0	0	0
J.McMillian	2	0	2	0	0	0	0	0	0	0	0	0	0	0	0	0	0	0	0	0
J.Elliss	1	1	2	0	0	0	0	0	1	0	0	0	0	0	0	0	0	0	0	0
D.Jones	1	1	2	0	0	0	0	0	0	0	0	0	0	0	0	0	0	0	0	0
J.Franklin-Myers	0	2	2	0	0	0	1	0	0	0	0	0	0	0	0	0	0	0	0	0
N.Bonitto	1	0	1	1	8	1	2	0	0	0	0	0	0	0	0	0	0	0	0	0
L.Wallace	1	0	1	0	0	0	0	0	1	0	0	0	0	0	0	0	0	0	0	0
D.Tillman	0	1	1	0	0	0	0	0	0	0	0	0	0	0	0	0	0	0	0	0
J.Jackson	0	1	1	0	0	0	0	0	0	0	0	0	0	0	0	0	0	0	0	0
P.Surtain	0	0	0	0	0	0	0	0	1	0	0	0	0	0	0	0	0	0	0	0
M.Fraboni	0	0	0	0	0	0	0	0	0	0	0	1	1	0	0	0	0	0	0	0
K.Welch	0	0	0	0	0	0	0	0	0	0	0	0	1	0	0	0	0	0	0	0
Q.Meinerz	0	0	0	0	0	0	0	0	0	0	0	0	0	0	0	0	1	0	0	0
Total	44	30	74	3	15	5	6	0	6	1	0	1	2	0	0	0	1	0	0	0

Los Angeles Chargers vs Denver Broncos
10/13/2024 at Empower Field at Mile High

First Half Summary

PERIOD SCORES

Chargers 10 10 = 20
 Broncos 0 0 = 0

TIME OF POSSESSION

Chargers 21:13
 Broncos 8:47

Scoring Plays

Team	Qtr	Time	Play Description (Extra Point) (Drive Info)	Visitor	Home
Chargers	1	9:26	C.Dicker 20 yd. Field Goal (9-29, 4:11)	3	0
Chargers	1	4:59	K.Vidal 38 yd. pass from J.Herbert (C.Dicker kick) (6-83, 2:53)	10	0
Chargers	2	6:21	C.Dicker 33 yd. Field Goal (20-76,10:29)	13	0
Chargers	2	1:00	J.Dobbins 4 yd. run (C.Dicker kick) (11-56, 3:32)	20	0

	Los Angeles Chargers	Denver Broncos
TOTAL FIRST DOWNS	16	3
First Downs Rushing-Passing-by Penalty	7 - 8 - 1	2 - 1 - 0
THIRD DOWN EFFICIENCY	8-10-80.0%	2-6-33.3%
TOTAL NET YARDS	246	60
Total Offensive Plays	45	20
NET YARDS RUSHING	69	38
NET YARDS PASSING	177	22
Gross Yards Passing	184	22
Times thrown-yards lost attempting to pass	1-7	0-0
Pass Attempts-Completions-Had Intercepted	26 - 18 - 0	10 - 3 - 1
Punts-Number and Average	0 - 0-0	3 - 48.3
Penalties-Number and Yards	1 - 10	3 - 22
Fumbles-Number and Lost	1 - 0	1 - 1
Red Zone Efficiency	1-3-33%	0-0-0%
Average Drive Start	LAC 33	DEN 31

Los Angeles Chargers

Denver Broncos

RUSHING						RUSHING					
	ATT	YDS	AVG	LG	TD		ATT	YDS	AVG	LG	TD
J.Dobbins	11	45	4.1	12	1	J.Williams	6	23	3.8	13	0
D.Davis	2	14	7.0	10	0	J.McLaughlin	2	8	4.0	5	0
K.Vidal	3	9	3.0	6	0	T.Franklin	1	5	5.0	5	0
H.Haskins	1	2	2.0	2	0	B.Nix	1	2	2.0	2	0
J.Herbert	1	-1	-1.0	-1	0						
Total	18	69	3.8	12	1	Total	10	38	3.8	13	0

PASSING										PASSING									
	ATT	CMP	YDS	SK/YD	TD	LG	IN	RT		ATT	CMP	YDS	SK/YD	TD	LG	IN	RT		
J.Herbert	26	18	184	1/7	1	38	0	102.1	B.Nix	10	3	22	0/0	0	8	1	0.0		
Total	26	18	184	1/7	1	38	0	102.1	Total	10	3	22	0/0	0	8	1	.0		

PASS RECEIVING								PASS RECEIVING							
	TAR	REC	YDS	AVG	LG	TD		TAR	REC	YDS	AVG	LG	TD		
W.Dissly	4	4	26	6.5	20	0	L.Krull	2	1	8	8.0	8	0		
Q.Johnston	4	3	22	7.3	8	0	C.Sutton	2	1	8	8.0	8	0		
K.Vidal	2	2	40	20.0	38	1	J.McLaughlin	1	1	6	6.0	6	0		
J.Palmer	3	2	38	19.0	24	0	M.Mims	2	0	0	0.0	0	0		
L.McConkey	3	2	20	10.0	12	0	J.Williams	2	0	0	0.0	0	0		
J.Dobbins	2	2	6	3.0	5	0									
S.Fehoko	2	1	14	14.0	14	0									
S.Smartt	1	1	10	10.0	10	0									
D.Davis	2	1	8	8.0	8	0									
Total	23	18	184	10.2	38	1	Total	9	3	22	7.3	8	0		

Los Angeles Chargers

Regular Defensive Plays

Special Teams

Misc

Play By Play

First Quarter

LAC wins the coin toss and elects to defer. DEN elects to Receive, and LAC elects to defend the south goal.

C.Dicker kicks 65 yards from LAC 35 to end zone, Touchback to the DEN 30.

Denver Broncos at 15:00

- 1-10-DEN 30 (15:00) (Shotgun) J.Williams right end to DEN 31 for 1 yard (C.Hart; D.James).
- 2-9-DEN 31 (14:27) J.Williams left tackle to DEN 32 for 1 yard (O.Ogbonnia, D.Perryman).
- 3-8-DEN 32 (13:48) (Shotgun) B.Nix pass deep middle intended for M.Mims INTERCEPTED by E.Molden at LAC 44. E.Molden pushed ob at DEN 31 for 25 yards (Q.Meinerz).

Los Angeles Chargers at 13:37

- 1-10-DEN 31 (13:37) J.Herbert pass incomplete short right to L.McConkey (P.Surtain). DEN-P.Surtain was injured during the play.

Timeout at 13:33.

- 2-10-DEN 31 (13:33) (Shotgun) J.Herbert pass short right to Q.Johnston to DEN 23 for 8 yards (R.Moss).
- 3-2-DEN 23 (12:47) J.Herbert pass short middle to Q.Johnston to DEN 17 for 6 yards (B.Jones). P1
- 1-10-DEN 17 (12:16) (Shotgun) J.Herbert pass short middle to D.Davis to DEN 9 for 8 yards (R.Moss).
- 2-2-DEN 9 (11:38) J.Dobbins up the middle to DEN 5 for 4 yards (J.Cooper). R2
- 1-5-DEN 5 (11:03) J.Herbert pass incomplete short right.
- 2-5-DEN 5 (10:58) (Shotgun) J.Herbert pass short left to L.McConkey to DEN 2 for 3 yards (P.Locke).
PENALTY on LAC-J.Palmer, Offensive Pass Interference, 10 yards, enforced at DEN 5 - No Play.
- 2-15-DEN 15 (10:34) (Shotgun) J.Herbert pass short middle to J.Dobbins to DEN 10 for 5 yards (B.Jones).
- 3-10-DEN 10 (9:49) (Shotgun) J.Herbert pass short right to L.McConkey to DEN 2 for 8 yards (B.Jones).
**** Injury Update: DEN-P.Surtain return is Questionable.**
- 4-2-DEN 2 **(9:28) C.Dicker 20 yard field goal is GOOD, Center-J.Harris, Holder-J.Scott.**

Timeout at 09:26.

LAC 3 DEN 0, 9 plays, 29 yards, 4:11 drive, 5:34 elapsed

Los Angeles Chargers

**** Injury Update: LAC-Q.Johnston return is Questionable.**

C.Dicker kicks 62 yards from LAC 35 to DEN 3. T.Smith to DEN 34 for 31 yards (E.Molden).

Denver Broncos at 9:26, (1st play from scrimmage 9:19)

- 1-10-DEN 34 (9:19) (Shotgun) B.Nix pass short left to J.McLaughlin pushed ob at DEN 40 for 6 yards (A.Gilman).
- 2-4-DEN 40 (8:57) (No Huddle, Shotgun) J.McLaughlin left tackle to DEN 43 for 3 yards (T.Tart).
- 3-1-DEN 43 (8:30) (No Huddle, Shotgun) *PENALTY on DEN-G.Bolles, False Start, 5 yards, enforced at DEN 43 - No Play.*
**** Injury Update: LAC-L.McConkey return is Questionable.**
- 3-6-DEN 38 (8:10) (Shotgun) B.Nix pass incomplete short right [K.Mack].
- 4-6-DEN 38 (7:59) R.Dixon punts 45 yards to LAC 17, Center-M.Fraboni, fair catch by D.Davis.

Timeout at 07:52.

Los Angeles Chargers at 7:52

- 1-10-LAC 17 (7:52) (Shotgun) J.Herbert pass incomplete deep left to D.Davis. **** Injury Update: LAC-L.McConkey has returned to the game.**
- 2-10-LAC 17 (7:46) (Shotgun) J.Herbert pass short left to W.Dissy pushed ob at LAC 18 for 1 yard (J.Elliss) [J.Franklin-Myers].
- 3-9-LAC 18 (7:05) (Shotgun) J.Herbert pass short middle to J.Palmer pushed ob at LAC 42 for 24 yards (B.Jones). P3
- 1-10-LAC 42 (6:26) J.Dobbins left end pushed ob at 50 for 8 yards (P.Locke).
- 2-2-50 (5:44) J.Dobbins up the middle to DEN 38 for 12 yards (R.Moss; P.Locke). R4
- 1-10-DEN 38 **(5:06) (Shotgun) J.Herbert pass deep right to K.Vidal for 38 yards, TOUCHDOWN.** P5
C.Dicker extra point is GOOD, Center-J.Harris, Holder-J.Scott.

Timeout at 04:59.

LAC 10 DEN 0, 6 plays, 83 yards, 2:53 drive, 10:01 elapsed

C.Dicker kicks 65 yards from LAC 35 to end zone, Touchback to the DEN 30.

Denver Broncos at 4:59

- 1-10-DEN 30 (4:59) T.Franklin right end to DEN 35 for 5 yards (C.Hart).
- 2-5-DEN 35 (4:21) J.Williams right tackle to DEN 38 for 3 yards (D.Henley).
**** Injury Update: DEN-P.Surtain is Out of the game.**
- 3-2-DEN 38 (3:42) (Shotgun) B.Nix scrambles left end pushed ob at DEN 40 for 2 yards (T.Tuipulotu). R1
- 1-10-DEN 40 (2:55) J.McLaughlin left tackle to DEN 45 for 5 yards (T.Tart; D.Henley).

Los Angeles Chargers vs Denver Broncos at Empower Field at Mile High

- 2-5-DEN 45 (2:14) (Shotgun) B.Nix pass incomplete short middle to J.Williams [T.Tart].
- 3-5-DEN 45 (2:10) (Shotgun) B.Nix pass incomplete deep left to M.Mims (T.Still).
- 4-5-DEN 45 (2:02) R.Dixon punts 46 yards to LAC 9, Center-M.Fraboni, downed by DEN-K.Welch.

Timeout at 01:50.

Los Angeles Chargers at 1:50

- 1-10-LAC 9 (1:50) J.Dobbins up the middle to LAC 9 for no gain (J.McMillian).
- 2-10-LAC 9 (1:12) J.Herbert pass short right to K.Vidal to LAC 11 for 2 yards (J.Strnad).
- 3-8-LAC 11 (:29) (Shotgun) J.Herbert pass short middle to J.Palmer to LAC 25 for 14 yards (B.Jones).

P6

END OF QUARTER

		Time	First Downs				Efficiencies	
	Score	Poss	R	P	X	T	3 Down	4 Down
Los Angeles Chargers	10	8:54	2	4	0	6	3/4	0/0
Denver Broncos	0	6:06	1	0	0	1	1/4	0/0

Second Quarter

10/13/2024

Play By Play

Los Angeles Chargers continued.

<u>1-10-LAC 25</u>	(15:00) D.Davis left end pushed ob at LAC 29 for 4 yards (P.Locke). ** Injury Update: LAC-T.Pipkins return is Questionable. ** Injury Update: LAC-H.Hurst return is Questionable. ** Injury Update: LAC-D.Leonard return is Questionable.	
2-6-LAC 29	(14:23) (Shotgun) J.Herbert pass short right to W.Dissly pushed ob at LAC 34 for 5 yards (B.Jones).	
3-1-LAC 34	(13:44) H.Haskins left tackle to LAC 36 for 2 yards (D.Jones; E.Uwazurike).	R7
<u>1-10-LAC 36</u>	(13:02) (Shotgun) J.Herbert pass short middle to S.Fehoko to 50 for 14 yards (R.Moss).	P8
<u>1-10-50</u>	(12:21) (Shotgun) J.Dobbins right guard to DEN 45 for 5 yards (J.Strnad).	
2-5-DEN 45	(11:44) J.Dobbins up the middle to DEN 46 for -1 yards (Z.Allen, D.Tillman).	
3-6-DEN 46	(11:16) (No Huddle, Shotgun) J.Herbert pass short middle to S.Smartt to DEN 36 for 10 yards (P.Locke).	P9
<u>1-10-DEN 36</u>	(10:40) K.Vidal left end to DEN 30 for 6 yards (J.Strnad).	
2-4-DEN 30	(10:00) K.Vidal up the middle to DEN 26 for 4 yards (J.Jackson; C.Barton).	R10
<u>1-10-DEN 26</u>	(9:14) (Shotgun) J.Herbert pass incomplete deep right to S.Fehoko.	
2-10-DEN 26	(9:10) (Shotgun) D.Davis right end ran ob at DEN 16 for 10 yards (B.Jones).	R11
<u>1-10-DEN 16</u>	(8:31) (Shotgun) J.Dobbins right tackle to DEN 14 for 2 yards (D.Jones).	
2-8-DEN 14	(7:48) (Shotgun) J.Herbert pass incomplete short left.	
3-8-DEN 14	(7:45) (Shotgun) J.Herbert pass incomplete short middle to J.Palmer. ** Injury Update: LAC-Q.Johnston has returned to the game. ** Injury Update: LAC-T.Pipkins has returned to the game. <i>PENALTY on DEN-J.McMillian, Defensive Pass Interference, 7 yards, enforced at DEN 14 - No Play.</i>	X12
<u>1-7-DEN 7</u>	(7:42) K.Vidal left end to DEN 8 for -1 yards (Z.Allen).	
2-8-DEN 8	(7:16) (No Huddle) J.Herbert pass incomplete short right [N.Bonitto].	
3-8-DEN 8	(7:09) (Shotgun) J.Herbert sacked at DEN 16 for -8 yards (sack split by J.Cooper and Z.Allen). FUMBLES (J.Cooper) [J.Cooper], and recovers at DEN 15.	
4-15-DEN 15	(6:24) C.Dicker 33 yard field goal is GOOD, Center-J.Harris, Holder-J.Scott.	

Timeout at 06:21.

LAC 13 DEN 0, 20 plays, 76 yards, 1 penalty, 10:29 drive, 8:39 elapsed

C.Dicker kicks 65 yards from LAC 35 to end zone, Touchback to the DEN 30.

Denver Broncos at 6:21

1-10-DEN 30	(6:21) J.Williams up the middle to DEN 43 for 13 yards (A.Gilman).	R2
<u>1-10-DEN 43</u>	(5:45) (Shotgun) J.Williams right end to DEN 47 for 4 yards (D.Perryman).	
2-6-DEN 47	(5:08) (Shotgun) B.Nix pass incomplete deep middle to C.Sutton.	
3-6-DEN 47	(5:03) (Shotgun) B.Nix pass short left to C.Sutton to LAC 45 for 8 yards (K.Fulton).	P3
<u>1-10-LAC 45</u>	(4:38) (No Huddle, Shotgun) J.Williams up the middle to LAC 44 for 1 yard (K.Mack). FUMBLES (K.Mack), RECOVERED by LAC-T.Tart at LAC 44.	

Timeout at 04:32.

Los Angeles Chargers at 4:32

1-10-LAC 44	(4:32) J.Herbert pass short right to J.Dobbins pushed ob at LAC 45 for 1 yard (J.Cooper).	
2-9-LAC 45	(3:53) (Shotgun) J.Herbert pass incomplete short left to Q.Johnston (J.Elliss).	
3-9-LAC 45	(3:50) (Shotgun) J.Herbert pass short right to L.McConkey to DEN 43 for 12 yards (R.Moss). LAC-L.McConkey was injured during the play.	P13
<u>1-10-DEN 43</u>	(3:26) J.Dobbins left end to DEN 43 for no gain (M.Roach).	
	Timeout #1 by DEN at 03:16.	
2-10-DEN 43	(3:16) (Shotgun) J.Herbert pass short left to W.Dissly to DEN 23 for 20 yards (M.Roach, P.Locke).	P14
<u>1-10-DEN 23</u>	(2:31) J.Dobbins right tackle to DEN 14 for 9 yards (B.Jones; C.Barton).	

Two-Minute Warning

2-1-DEN 14	(2:00) (Shotgun) J.Herbert pass short left to W.Dissly to DEN 14 for no gain (P.Locke).	
	Timeout #2 by DEN at 01:52.	
3-1-DEN 14	(1:52) (Shotgun) J.Dobbins up the middle to DEN 12 for 2 yards (B.Jones). ** Injury Update: LAC-L.McConkey has returned to the game.	R15
<u>1-10-DEN 12</u>	(1:15) (Shotgun) J.Herbert pass short left to Q.Johnston pushed ob at DEN 4 for 8 yards (L.Wallace).	
2-2-DEN 4	(1:10) (No Huddle, Shotgun) J.Herbert pass incomplete short right to J.Palmer.	
3-2-DEN 4	(1:03) (Shotgun) J.Dobbins left guard for 4 yards, TOUCHDOWN.	R16
	C.Dicker extra point is GOOD, Center-J.Harris, Holder-J.Scott.	

Los Angeles Chargers vs Denver Broncos at Empower Field at Mile High

LAC 20 DEN 0, 11 plays, 56 yards, 3:32 drive, 14:00 elapsed

C.Dicker kicks 65 yards from LAC 35 to end zone, Touchback to the DEN 30.

Denver Broncos at 1:00

- 1-10-DEN 30 (1:00) (Shotgun) B.Nix pass short middle to L.Krull to DEN 38 for 8 yards (E.Molden, J.Colson).
- 2-2-DEN 38 (:44) (No Huddle, Shotgun) B.Nix pass incomplete short left to J.Williams (K.Mack).
- 3-2-DEN 38 (:36) (No Huddle, Shotgun) B.Nix pass deep middle to C.Sutton to LAC 16 for 46 yards (A.Gilman).
PENALTY on DEN-Q.Meinerz, Offensive Holding, 10 yards, enforced at DEN 38 - No Play.
- 3-12-DEN 28 (:26) (Shotgun) B.Nix pass incomplete short middle to L.Krull.
- 4-12-DEN 28 (:19) R.Dixon punts 54 yards to LAC 18, Center-M.Fraboni. D.Davis to LAC 26 for 8 yards (M.Fraboni).

Los Angeles Chargers at 0:08

- 1-10-LAC 26 (:08) J.Herbert kneels to LAC 25 for -1 yards.

END OF QUARTER

	Score	Time Poss	First Downs				Efficiencies	
			R	P	X	T	3 Down	4 Down
Los Angeles Chargers	20	12:19	5	4	1	10	5/6	0/0
Denver Broncos	0	2:41	1	1	0	2	1/2	0/0

Third Quarter

10/13/2024

Play By Play

LAC elects to Receive, and DEN elects to defend the North goal.

W.Lutz kicks 65 yards from DEN 35 to end zone, Touchback to the LAC 30.

Los Angeles Chargers at 15:00

- 1-10-LAC 30 (15:00) J.Dobbins left guard to LAC 36 for 6 yards (B.Jones).
- 2-4-LAC 36 (14:24) J.Dobbins up the middle to LAC 39 for 3 yards (P.Locke, C.Barton).
- 3-1-LAC 39 (13:47) H.Haskins right guard to LAC 42 for 3 yards (J.Cooper).
- 1-10-LAC 42 (13:09) Q.Johnston right end to LAC 42 for no gain (J.Cooper; C.Barton).
- 2-10-LAC 42 (12:29) (Shotgun) J.Dobbins up the middle to LAC 37 for -5 yards (Z.Allen, J.Strnad).
- 3-15-LAC 37 (11:47) (Shotgun) J.Herbert scrambles right end to LAC 42 for 5 yards (J.Franklin-Myers; C.Barton).
- 4-10-LAC 42 (11:07) J.Scott punts 40 yards to DEN 18, Center-J.Harris, fair catch by M.Mims.

R17

Timeout at 10:59.

Denver Broncos at 10:59

- 1-10-DEN 18 (10:59) A.Estime up the middle to DEN 20 for 2 yards (K.Mack).
- 2-8-DEN 20 (10:23) (Shotgun) B.Nix scrambles left tackle to DEN 30 for 10 yards (D.Perryman).
- 1-10-DEN 30 (9:40) (Shotgun) B.Nix pass short left to N.Adkins to DEN 35 for 5 yards (D.Perryman).
- 2-5-DEN 35 (9:12) (No Huddle, Shotgun) B.Nix scrambles left end ran ob at LAC 44 for 21 yards (A.Gilman; D.Henley).
- 1-10-LAC 44 (8:27) (Shotgun) B.Nix pass incomplete short right to L.Krull (D.James).
- 2-10-LAC 44 (8:21) (Shotgun) B.Nix pass incomplete short left to J.Williams.
- 3-10-LAC 44 (8:18) (Shotgun) *PENALTY on DEN, Delay of Game, 5 yards, enforced at LAC 44 - No Play.*
- 3-15-LAC 49 (8:18) (Shotgun) B.Nix pass short right to M.Mims to LAC 42 for 7 yards (E.Molden, J.Colson) [T.Tuipulotu].
PENALTY on DEN-G.Bolles, Illegal Formation, 5 yards, enforced at LAC 49 - No Play.
- 3-20-DEN 46 (7:47) (Shotgun) B.Nix pass incomplete deep left to M.Mims [M.Fox].
- 4-20-DEN 46 (7:40) R.Dixon punts 45 yards to LAC 9, Center-M.Fraboni, fair catch by D.Davis.

R4

R5

Timeout at 07:33.

Los Angeles Chargers

** Injury Update: LAC-H.Hurst is Out of the game.

Los Angeles Chargers at 7:33

- 1-10-LAC 9 (7:33) J.Herbert pass incomplete short right to W.Dissly (R.Moss).
- ** Injury Update: LAC-D.Leonard is Out of the game.
- 2-10-LAC 9 (7:29) (Shotgun) J.Herbert pass incomplete short left to L.McConkey (M.Roach) [Z.Allen].
- 3-10-LAC 9 (7:25) (Shotgun) J.Herbert pass deep right to S.Fehoko to LAC 39 for 30 yards (R.Moss).
- 1-10-LAC 39 (6:59) (No Huddle) J.Dobbins right tackle to LAC 41 for 2 yards (J.Elliss; J.Franklin-Myers).
- 2-8-LAC 41 (6:14) (Shotgun) J.Herbert pass incomplete deep left to S.Fehoko (L.Wallace).
- 3-8-LAC 41 (6:09) (Shotgun) J.Herbert pass short left to L.McConkey to DEN 44 for 15 yards (C.Barton; M.Roach).
- 1-10-DEN 44 (5:27) J.Dobbins left end pushed ob at DEN 30 for 14 yards (B.Jones).
- 1-10-DEN 30 (4:46) J.Herbert sacked at DEN 38 for -8 yards (N.Bonitto).
- 2-18-DEN 38 (4:02) (Shotgun) K.Vidal right guard to DEN 36 for 2 yards (J.Strnad; Z.Allen).
- 3-16-DEN 36 (3:18) (Shotgun) J.Herbert pass short middle to L.McConkey to DEN 28 for 8 yards (J.McMillian).
- 4-8-DEN 28 (2:39) **C.Dicker 46 yard field goal is GOOD, Center-J.Harris, Holder-J.Scott.**

P18

P19

R20

Timeout at 02:35.

LAC 23 DEN 0, 11 plays, 63 yards, 4:58 drive, 12:25 elapsed

C.Dicker kicks 65 yards from LAC 35 to end zone, Touchback to the DEN 30.

Denver Broncos at 2:35

- 1-10-DEN 30 (2:35) (Shotgun) J.McLaughlin right end to DEN 30 for no gain (P.Ford).
- 2-10-DEN 30 (1:57) B.Nix sacked ob at DEN 30 for 0 yards (A.Gilman).
- 3-10-DEN 30 (1:12) (No Huddle, Shotgun) B.Nix sacked at DEN 20 for -10 yards (M.Fox).
- 4-20-DEN 20 (:54) R.Dixon punts 43 yards to LAC 37, Center-M.Fraboni. D.Davis pushed ob at DEN 45 for 18 yards (K.Welch; M.Fraboni).

Timeout at 00:44.

Los Angeles Chargers

** Injury Update: LAC-K.Fulton return is Questionable.

Los Angeles Chargers vs Denver Broncos at Empower Field at Mile High

Los Angeles Chargers at 0:44

1-10-DEN 45 (:44) J.Herbert pass incomplete deep right to L.McConkey.

2-10-DEN 45 (:38) (Shotgun) J.Dobbins right tackle to DEN 45 for no gain (J.Strnad).

END OF QUARTER

	Score	Time Poss	First Downs				Efficiencies	
			R	P	X	T	3 Down	4 Down
Los Angeles Chargers	23	9:43	2	2	0	4	3/5	0/0
Denver Broncos	0	5:17	2	0	0	2	0/2	0/0

Fourth Quarter

10/13/2024

Play By Play

Los Angeles Chargers continued.

- 3-10-DEN 45 (15:00) (Shotgun) J.Dobbins left guard to DEN 42 for 3 yards (J.Cooper).
- 4-7-DEN 42 (14:18) J.Scott punts 37 yards to DEN 5, Center-J.Harris, out of bounds.

Denver Broncos at 14:09

- 1-10-DEN 5 (14:09) B.Nix pass short left to L.Humphrey to DEN 13 for 8 yards (D.Perryman, D.James).
- 2-2-DEN 13 (13:29) A.Estime right end to DEN 24 for 11 yards (C.Hart). R6
- 1-10-DEN 24 (12:52) (Shotgun) B.Nix pass deep left to T.Franklin to LAC 47 for 29 yards (A.Gilman). P7
- 1-10-LAC 47 (12:18) (No Huddle, Shotgun) B.Nix pass incomplete short right to D.Vele (D.James).
- 2-10-LAC 47 (12:15) (Shotgun) B.Nix pass short right to J.Williams to LAC 49 for -2 yards (D.James).
- 3-12-LAC 49 (11:36) (Shotgun) B.Nix pass short left to C.Sutton to LAC 39 for 10 yards (A.Gilman; A.Finley).
Timeout #1 by LAC at 10:49.
- 4-2-LAC 39 (10:49) (Shotgun) B.Nix pass short middle to D.Vele to LAC 2 for 37 yards (T.Still; A.Gilman). P8
- 1-2-LAC 2 (10:11) (No Huddle, Shotgun) B.Nix pass short middle to T.Franklin for 2 yards, TOUCHDOWN. P9
W.Lutz extra point is GOOD, Center-M.Fraboni, Holder-R.Dixon.

Timeout at 10:06.

LAC 23 DEN 7, 8 plays, 95 yards, 4:03 drive, 4:54 elapsed

W.Lutz kicks 65 yards from DEN 35 to end zone, Touchback to the LAC 30.

Los Angeles Chargers at 10:06

- 1-10-LAC 30 (10:06) (Shotgun) J.Dobbins up the middle to LAC 31 for 1 yard (C.Barton; E.Uwazurike).
- 2-9-LAC 31 (9:23) (Shotgun) J.Herbert pass incomplete short middle to L.McConkey (B.Jones).
- 3-9-LAC 31 (9:19) (Shotgun) J.Herbert sacked at LAC 31 for 0 yards (J.Strnad).
- 4-9-LAC 31 (8:35) J.Scott punts 43 yards to DEN 26, Center-J.Harris. M.Mims to DEN 36 for 10 yards (H.Haskins; S.Fehoko).

Timeout at 08:25.

Denver Broncos at 8:25

- 1-10-DEN 36 (8:25) (Shotgun) B.Nix scrambles right end ran ob at DEN 37 for 1 yard (D.Perryman).
- 2-9-DEN 37 (7:43) (Shotgun) B.Nix pass deep middle to C.Sutton to LAC 43 for 20 yards (T.Still) [D.Perryman]. P10
- 1-10-LAC 43 (7:15) (No Huddle, Shotgun) B.Nix pass short middle to D.Vele to LAC 26 for 17 yards (E.Molden, A.Gilman). P11
- 1-10-LAC 26 (6:53) (No Huddle, Shotgun) B.Nix pass incomplete deep left to C.Sutton.
- 2-10-LAC 26 (6:49) (Shotgun) B.Nix pass incomplete short middle to T.Franklin (A.Gilman).
- 3-10-LAC 26 (6:45) (Shotgun) B.Nix pass short right to J.Williams to LAC 21 for 5 yards (D.Henley).
- 4-5-LAC 21 (6:02) (Shotgun) B.Nix scrambles left end pushed ob at LAC 15 for 6 yards (J.Colson). R12
- 1-10-LAC 15 (5:27) (Shotgun) B.Nix pass short right to C.Sutton for 15 yards, TOUCHDOWN. P13
The Replay Official reviewed the pass completion ruling, and the play was Upheld. The ruling on the field stands.
TWO-POINT CONVERSION ATTEMPT. B.Nix pass to M.Mims is complete. ATTEMPT FAILS.

LAC 23 DEN 13, 8 plays, 64 yards, 3:03 drive, 9:38 elapsed

W.Lutz kicks 65 yards from DEN 35 to end zone, Touchback to the LAC 30.

Los Angeles Chargers at 5:22

- 1-10-LAC 30 (5:22) J.Dobbins left end to LAC 38 for 8 yards (C.Barton).
Timeout #1 by DEN at 05:15.
- 2-2-LAC 38 (5:15) J.Dobbins left end to DEN 42 for 20 yards (B.Jones). R21
Timeout #2 by DEN at 05:03.
- 1-10-DEN 42 (5:03) J.Dobbins left tackle to DEN 42 for no gain (M.Roach; E.Uwazurike).
Timeout #3 by DEN at 04:58.
- 2-10-DEN 42 (4:58) (Shotgun) J.Herbert pass short middle to S.Fehoko to DEN 42 for no gain (L.Wallace; M.Roach). FUMBLES (L.Wallace), RECOVERED by DEN-M.Roach at DEN 42.
PENALTY on DEN-J.McMillian, Defensive Holding, 5 yards, enforced at DEN 42 - No Play. X22
- 1-10-DEN 37 (4:52) J.Dobbins left guard to DEN 37 for no gain (Z.Allen).
- 2-10-DEN 37 (4:07) J.Dobbins right tackle to DEN 36 for 1 yard (Z.Allen; E.Uwazurike).
- 3-9-DEN 36 (3:22) J.Dobbins left end to DEN 38 for -2 yards (Z.Allen).
- 4-11-DEN 38 (2:36) (Run formation) *PENALTY on LAC, Delay of Game, 5 yards, enforced at DEN 38 - No Play.*
- 4-16-DEN 43 (2:36) J.Scott punts 39 yards to DEN 4, Center-J.Harris, downed by LAC-A.Finley.

Denver Broncos at 2:26

Los Angeles Chargers vs Denver Broncos at Empower Field at Mile High

1-10-DEN 4 (2:26) (Shotgun) B.Nix pass short middle to J.McLaughlin to DEN 15 for 11 yards (J.Colson). P14

1-10-DEN 15 (2:07) (No Huddle, Shotgun) B.Nix pass short right to D.Vele ran ob at DEN 19 for 4 yards.

Two-Minute Warning

2-6-DEN 19 (1:59) (Shotgun) B.Nix pass incomplete deep middle to D.Vele.

3-6-DEN 19 (1:54) (Shotgun) B.Nix pass deep left to D.Vele to DEN 39 for 20 yards (T.Still). P15

1-10-DEN 39 (1:31) (No Huddle, Shotgun) B.Nix pass short middle to J.Williams to DEN 49 for 10 yards (A.Gilman, E.Molden). P16

PENALTY on LAC-A.Gilman, Defensive Delay of Game, 5 yards, enforced at DEN 49.

1-10-LAC 46 (1:19) (Shotgun) B.Nix pass short left to L.Krull pushed ob at LAC 43 for 3 yards (A.Finley).

2-7-LAC 43 (1:11) (Shotgun) B.Nix scrambles left end ran ob at LAC 22 for 21 yards (A.Gilman). R17

1-10-LAC 22 (1:03) **W.Lutz 40 yard field goal is GOOD, Center-M.Fraboni, Holder-R.Dixon.**

LAC 23 DEN 16, 8 plays, 74 yards, 1 penalty, 1:27 drive, 14:01 elapsed

W.Lutz kicks onside 9 yards from DEN 35 to DEN 44, out of bounds.

Penalty on DEN-W.Lutz, Kickoff Out of Bounds, offsetting, placed at DEN 35 - No Play.

Penalty on LAC-D.Davis, Illegal Formation, offsetting.

W.Lutz kicks onside 12 yards from DEN 35 to DEN 47, out of bounds.

PENALTY on DEN-W.Lutz, Kickoff Out of Bounds, placed at DEN 47.

Los Angeles Chargers at 0:59

1-10-DEN 47 (:59) J.Herbert kneels to DEN 48 for -1 yards.

2-11-DEN 48 (:31) J.Herbert kneels to DEN 49 for -1 yards.

END OF QUARTER

	Score	Time Poss	First Downs				Efficiencies	
			R	P	X	T	3 Down	4 Down
Los Angeles Chargers	23	6:27	1	0	1	2	0/3	0/0
Denver Broncos	16	8:33	3	9	0	12	1/3	2/2

Miscellaneous Statistics Report

Los Angeles Chargers vs Denver Broncos
10/13/2024 at Empower Field at Mile High

Ten Longest Plays for Los Angeles Chargers

Yards	Qtr	Play Start	Play Description
38	1	1-10-DEN 38	(5:06) (Shotgun) J.Herbert pass deep right to K.Vidal for 38 yards, TOUCHDOWN.
30	3	3-10-LAC 9	(7:25) (Shotgun) J.Herbert pass deep right to S.Fehoko to LAC 39 for 30 yards (R.Moss).
24	1	3-9-LAC 18	(7:05) (Shotgun) J.Herbert pass short middle to J.Palmer pushed ob at LAC 42 for 24 yards (B.Jones).
20	2	2-10-DEN 43	(3:16) (Shotgun) J.Herbert pass short left to W.Dissly to DEN 23 for 20 yards (M.Roach, P.Locke).
20	4	2-2-LAC 38	(5:15) J.Dobbins left end to DEN 42 for 20 yards (B.Jones).
15	3	3-8-LAC 41	(6:09) (Shotgun) J.Herbert pass short left to L.McConkey to DEN 44 for 15 yards (C.Barton; M.Roach).
14	1	3-8-LAC 11	(:29) (Shotgun) J.Herbert pass short middle to J.Palmer to LAC 25 for 14 yards (B.Jones).
14	2	1-10-LAC 36	(13:02) (Shotgun) J.Herbert pass short middle to S.Fehoko to 50 for 14 yards (R.Moss).
14	3	1-10-DEN 44	(5:27) J.Dobbins left end pushed ob at DEN 30 for 14 yards (B.Jones).
12	1	2-2-50	(5:44) J.Dobbins up the middle to DEN 38 for 12 yards (R.Moss; P.Locke).

Ten Longest Plays for Denver Broncos

Yards	Qtr	Play Start	Play Description
37	4	4-2-LAC 39	(10:49) (Shotgun) B.Nix pass short middle to D.Vele to LAC 2 for 37 yards (T.Still; A.Gilman).
29	4	1-10-DEN 24	(12:52) (Shotgun) B.Nix pass deep left to T.Franklin to LAC 47 for 29 yards (A.Gilman).
21	3	2-5-DEN 35	(9:12) (No Huddle, Shotgun) B.Nix scrambles left end ran ob at LAC 44 for 21 yards (A.Gilman; D.Henley).
21	4	2-7-LAC 43	(1:11) (Shotgun) B.Nix scrambles left end ran ob at LAC 22 for 21 yards (A.Gilman).
20	4	2-9-DEN 37	(7:43) (Shotgun) B.Nix pass deep middle to C.Sutton to LAC 43 for 20 yards (T.Still) [D.Perryman].
20	4	3-6-DEN 19	(1:54) (Shotgun) B.Nix pass deep left to D.Vele to DEN 39 for 20 yards (T.Still).
17	4	1-10-LAC 43	(7:15) (No Huddle, Shotgun) B.Nix pass short middle to D.Vele to LAC 26 for 17 yards (E.Molden, A.Gilman).
15	4	1-10-LAC 15	(5:27) (Shotgun) B.Nix pass short right to C.Sutton for 15 yards, TOUCHDOWN.
15	4	1-10-DEN 39	(1:31) (No Huddle, Shotgun) B.Nix pass short middle to J.Williams to DEN 49 for 10 yards (A.Gilman, E.Molden).
13	2	1-10-DEN 30	(6:21) J.Williams up the middle to DEN 43 for 13 yards (A.Gilman).

Touchdown Scoring Information

		Offense	Defense	Special Teams
VISITOR	Los Angeles Chargers	2	0	0
HOME	Denver Broncos	2	0	0

Player Scoring Information

Club	Player	TD	Rush TD	Rec TD	KO TD	Punt TD	Int TD	Fum TD	Misc TD	FG	XP	2Pt Rush	2Pt Rec	Sfty	Points
LAC	C.Dicker	0	0	0	0	0	0	0	0	3	2	0	0	0	11
LAC	J.Dobbins	0	1	0	0	0	0	0	0	0	0	0	0	0	6
LAC	K.Vidal	0	0	1	0	0	0	0	0	0	0	0	0	0	6
DEN	C.Sutton	0	0	1	0	0	0	0	0	0	0	0	0	0	6
DEN	T.Franklin	0	0	1	0	0	0	0	0	0	0	0	0	0	6
DEN	W.Lutz	0	0	0	0	0	0	0	0	1	1	0	0	0	4

Possession Detail

	First Half		Second Half		Game	
	Visitor	Home	Visitor	Home	Visitor	Home
Largest Lead	20	0	23	0	23	0
Drives Leading	4	0	6	0	10	0
Time of Possession Leading	17:02	0:00	16:10	0:00	33:12	0:00
Largest Deficit	0	-20	0	-23	0	-23
Drives Trailing	0	4	0	5	0	9
Time of Possession Trailing	0:00	7:24	0:00	13:50	0:00	21:14
Times Score Tied Up		0		0		0
Lead Changes		1		0		1

Playtime Percentage

Percent of playtime per player on offense, defense and special teams (Unofficial)

Los Angeles Chargers

Denver Broncos

		Los Angeles Chargers				Denver Broncos							
		Offense	Defense	Special Teams		Offense	Defense	Special Teams					
J.Alt	T	78	100%	5	19%	A.Forsyth	C	55	100%	2	7%		
Z.Johnson	G	78	100%	5	19%	B.Powers	G	55	100%	2	7%		
J.Herbert	QB	78	100%			G.Bolles	T	55	100%	2	7%		
B.Bozeman	C	78	100%			M.Pearl	T	55	100%	2	7%		
R.Slater	T	72	92%	5	19%	Q.Meinerz	G	55	100%	2	7%		
J.Dobbins	RB	57	73%			B.Nix	QB	55	100%				
W.Dissly	TE	52	67%	2	7%	C.Sutton	WR	47	85%				
L.McConkey	WR	49	63%	2	7%	J.Williams	RB	37	67%				
J.Salyer	G	48	62%	5	19%	T.Franklin	WR	36	65%				
J.Palmer	WR	43	55%			D.Vele	WR	34	62%				
S.Fehoko	WR	40	51%	19	70%	L.Krull	TE	33	60%	7	26%		
Q.Johnston	WR	32	41%			L.Humphrey	WR	19	35%				
S.Matlock	FB	31	40%	6	11%	15	56%	M.Mims	WR	17	31%	10	37%
T.Pipkins	T	30	38%	4	15%	A.Trautman	TE	17	31%	6	22%		
E.Tomlinson	TE	28	36%	14	52%	N.Adkins	TE	15	27%	17	63%		
D.Davis	WR	19	24%	10	37%	J.McLaughlin	RB	14	25%	2	7%		
K.Vidal	RB	19	24%	3	11%	M.Burton	FB	4	7%	19	70%		
S.Smartt	TE	10	13%	8	30%	A.Estime	RB	2	4%	6	22%		
H.Hurst	TE	7	9%			C.Barton	LB		78	100%	5	19%	
F.Sarell	T	6	8%	1	4%	P.Locke	FS		78	100%	5	19%	
H.Haskins	RB	3	4%	18	67%	R.Moss	CB		77	99%	11	41%	
C.Hart	CB		55	100%	8	30%	J.McMillian	CB		76	97%	3	11%
A.Gilman	SS		55	100%			B.Jones	FS		70	90%		
D.James	SS		55	100%			J.Cooper	LB		62	79%	5	19%
T.Still	CB		50	91%	7	26%	J.Strnad	LB		59	76%	10	37%
K.Mack	DE		44	80%			Z.Allen	DE		59	76%	6	22%
T.Tuipulotu	DE		42	76%	17	63%	N.Bonitto	LB		50	64%		
D.Henley	LB		42	76%	6	22%	L.Wallace	CB		42	54%	5	19%
E.Molden	CB		38	69%	8	30%	D.Jones	NT		38	49%		
B.Dupree	LB		36	65%			J.Franklin-Myers	DE		37	47%		
M.Fox	DT		34	62%	1	4%	J.Elliss	LB		31	40%	10	37%
J.Colson	LB		32	58%	15	56%	M.Roach	DT		31	40%	6	22%
P.Ford	DE		28	51%	2	7%	J.Jackson	DE		29	37%	8	30%
K.Fulton	CB		23	42%			E.Uwazurike	DE		20	26%	5	19%
D.Perryman	LB		22	40%	2	7%	D.Tillman	LB		15	19%	15	56%
O.Ogbonnia	DT		22	40%			D.Key	SS		3	4%	20	74%
T.Tart	DT		14	25%	2	7%	K.Welch	LB		2	3%	16	59%
A.Finley	FS		7	13%	20	74%	P.Surtain	CB		1	1%		
N.Niemann	LB				22	81%	T.McCalister	FS				25	93%
T.Dye	LB				22	81%	T.Smith	CB				25	93%
C.Dicker	K				11	41%	L.Bailey	LB				15	56%
D.Bootle	CB				9	33%	M.Fraboni	LS				7	26%
J.Harris	LS				9	33%	R.Dixon	P				7	26%
J.Scott	P				9	33%	W.Lutz	K				7	26%
B.Jaimes	G				5	19%							

D.Leonard

CB

5 19% C.Fleming
F.Crum

T
T

2 7%
2 7%